

GOMOS Level 2 Daily Report

SUMMARY

[1. General Info](#)

[2. Summary of processed GOM_NL_2P products](#)

[3. Level 2 Quality information per product](#)

[3.1 Plot of level 2 quality information per product \(time dependant\)](#)

[3.2 Plot of level 2 quality information per product \(world map\)](#)

[4. Level 1 Quality information per product \(stored on level 2 products\)](#)

[4.1 Plot of level 1 quality information per product \(time dependant\)](#)

[4.1.1 Plot of level 1 quality information per product \(time dependant\): ASCENDING](#)

[4.1.2 Plot of level 1 quality information per product \(time dependant\): DESCENDING](#)

[4.2 Plot of level 1 quality information per product \(world map\)](#)

[4.2.1 Plot of level 1 quality information per product \(world map\): ASCENDING](#)

[4.2.2 Plot of level 1 quality information per product \(world map\): DESCENDING](#)

[5. Ozone profiles based on quality statistics and other trace gas profiles](#)

[5.1 Ozone statistics based on quality of products](#)

[5.2 Plot ozone profiles for all STD \(dark without errors\)](#)

[5.3 Plot ozone profiles where STD < 20% \(dark without errors\)](#)

[5.4. Plot ozone profiles where STD < 10% \(dark without errors\)](#)

[5.5. Plot ozone profiles where STD < 5% \(dark without errors\)](#)

[5.6 Plot NO2 profiles for all STD \(dark without errors\)](#)

[5.7 Plot NO3 profiles for all STD \(dark without errors\)](#)

[5.8 Plot H2O profiles \(only for occultations of stars 1,2,3,4,13,14,16,26,63 dark without errors\) for all STD](#)

[6. Auxiliary Data Files used for the production reported in section 2](#)

This report presents the daily analysis on parameters extracted from GOMOS level 2 data (GOM_NL__2P). It is intended to monitor some important parameters that will impact the quality of these products. A list of level 2 products (and content) that have arrived during the reporting day to the PCF is also given.

Item	Value
Time of report generation	24APR2013 14:51:13
Data source version	GOMOS/6.01
Start time of products	17-06-2011 (17JUN2011 00:00:00)
Stop time of products	18-06-2011 (18JUN2011 00:00:00)
Store outputs in DB	Yes
Nb of level 2 prods	264
Nb of prods with errors	0

2. Summary of processed GOM_NL__2P products.

Nr	Filename	UTC Start time	Limb	Duration	Star Id	Star Name	Star Mag	Star Temp	Nb Meas	Orbit	Prod. error
1	GOM_NL__2PRFIN20110617_000246_000000393103_00318_48608_5353.N1	17-JUN-2011 00:02:46	Bright	39.000	86	35Eta Oph	2.4300	10200.	78	48608	No
2	GOM_NL__2PRFIN20110617_000908_000000433103_00318_48608_5354.N1	17-JUN-2011 00:09:08	Bright	43.000	126	60Bet Oph	2.7700	4250.0	86	48608	No
3	GOM_NL__2PRFIN20110617_001137_000000443103_00318_48608_5355.N1	17-JUN-2011 00:11:37	Bright	44.000	59	55Alp Oph	2.0800	8900.0	88	48608	No
4	GOM_NL__2PRFIN20110617_001641_000000393103_00318_48608_5356.N1	17-JUN-2011 00:16:41	Bright	38.500	133	40Zet Her	2.8070	6000.0	77	48608	No
5	GOM_NL__2PRFIN20110617_002200_000000413103_00318_48608_5357.N1	17-JUN-2011 00:22:00	Bright	41.000	5	3Alp Lyr	0.033000	11000.	82	48608	No
6	GOM_NL__2PRFIN20110617_002321_000000383103_00318_48608_5358.N1	17-JUN-2011 00:23:21	Bright	37.500	130	23Bet Dra	2.7990	5800.0	75	48608	No
7	GOM_NL__2PRFIN20110617_003334_000000483103_00318_48608_5359.N1	17-JUN-2011 00:33:34	Bright	48.000	89	5Alp Cep	2.4510	8000.0	96	48608	No
8	GOM_NL__2PRFIN20110617_004007_000000653103_00318_48608_5360.N1	17-JUN-2011 00:40:07	Bright	65.000	74	11Bet Cas	2.2680	6600.0	130	48608	No
9	GOM_NL__2PRFIN20110617_004133_000000643103_00318_48608_5361.N1	17-JUN-2011 00:41:33	Bright	64.000	68	18Alp Cas	2.2250	4500.0	128	48608	No
10	GOM_NL__2PRFIN20110617_004648_000000423103_00318_48608_5362.N1	17-JUN-2011 00:46:48	Bright	41.500	73	57Gam1And	2.2600	13100.	83	48608	No
11	GOM_NL__2PRFIN20110617_004909_000000623103_00318_48608_5363.N1	17-JUN-2011 00:49:09	Twilight	61.500	53	43Bet And	2.0480	3300.0	123	48608	No
12	GOM_NL__2PRFIN20110617_005244_000000493103_00318_48608_5364.N1	17-JUN-2011 00:52:44	Twilight	49.000	50	13Alp Ari	2.0070	4250.0	98	48608	No
13	GOM_NL__2PRFIN20110617_010845_000000563103_00318_48608_5365.N1	17-JUN-2011 01:08:45	Dark	56.000	52	16Bet Cet	2.0370	4500.0	112	48608	No
14	GOM_NL__2PRFIN20110617_011450_000000583103_00318_48608_5366.N1	17-JUN-2011 01:14:50	Dark	57.500	84	Alp Phe	2.3970	4500.0	115	48608	No
15	GOM_NL__2PRFIN20110617_012107_000000483103_00319_48609_5347.N1	17-JUN-2011 01:21:07	Dark	48.000	63	Bet Gru	2.1500	2800.0	96	48609	No
16	GOM_NL__2PRFIN20110617_012310_000000493103_00319_48609_5348.N1	17-JUN-2011 01:23:10	Straylight	48.500	31	Alp Gru	1.7340	15200.	97	48609	No
17	GOM_NL__2PRFIN20110617_012512_000000423103_00319_48609_5349.N1	17-JUN-2011 01:25:12	Straylight	42.000	172	Gam Gru	3.0030	13100.	84	48609	No
18	GOM_NL__2PRFIN20110617_012649_000000423103_00319_48609_5350.N1	17-JUN-2011 01:26:49	Straylight	41.500	45	Alp Pav	1.9400	26000.	83	48609	No
19	GOM_NL__2PRFIN20110617_013620_000000483103_00319_48609_5351.N1	17-JUN-2011 01:36:20	Twilight	48.000	38	20Eps Sgr	1.8360	11000.	96	48609	No
20	GOM_NL__2PRFIN20110617_013748_000000493103_00319_48609_5352.N1	17-JUN-2011 01:37:48	Twilight	49.000	116	19Del Sgr	2.7000	4100.0	98	48609	No
21	GOM_NL__2PRFIN20110617_014300_000000403103_00319_48609_5353.N1	17-JUN-2011 01:43:00	Bright	39.500	86	35Eta Oph	2.4300	10200.	79	48609	No
22	GOM_NL__2PRFIN20110617_014922_000000443103_00319_48609_5354.N1	17-JUN-2011 01:49:22	Bright	44.000	126	60Bet Oph	2.7700	4250.0	88	48609	No
23	GOM_NL__2PRFIN20110617_015151_000000423103_00319_48609_5355.N1	17-JUN-2011 01:51:51	Bright	42.000	59	55Alp Oph	2.0800	8900.0	84	48609	No
24	GOM_NL__2PRFIN20110617_015654_000000413103_00319_48609_5356.N1	17-JUN-2011 01:56:54	Bright	40.500	133	40Zet Her	2.8070	6000.0	81	48609	No
25	GOM_NL__2PRFIN20110617_020213_000000413103_00319_48609_5357.N1	17-JUN-2011 02:02:13	Bright	41.000	5	3Alp Lyr	0.033000	11000.	82	48609	No
26	GOM_NL__2PRFIN20110617_020335_000000393103_00319_48609_5358.N1	17-JUN-2011 02:03:35	Bright	38.500	130	23Bet Dra	2.7990	5800.0	77	48609	No
27	GOM_NL__2PRFIN20110617_021347_000000483103_00319_48609_5359.N1	17-JUN-2011 02:13:47	Bright	47.500	89	5Alp Cep	2.4510	8000.0	95	48609	No
28	GOM_NL__2PRFIN20110617_022021_000000453103_00319_48609_5360.N1	17-JUN-2011 02:20:21	Bright	44.500	74	11Bet Cas	2.2680	6600.0	89	48609	No
29	GOM_NL__2PRFIN20110617_022146_000000443103_00319_48609_5361.N1	17-JUN-2011 02:21:46	Bright	44.000	68	18Alp Cas	2.2250	4500.0	88	48609	No
30	GOM_NL__2PRFIN20110617_022702_000000433103_00319_48609_5362.N1	17-JUN-2011 02:27:02	Bright	42.500	73	57Gam1And	2.2600	13100.	85	48609	No
31	GOM_NL__2PRFIN20110617_022923_000000563103_00319_48609_5363.N1	17-JUN-2011 02:29:23	Twilight	55.500	53	43Bet And	2.0480	3300.0	111	48609	No
32	GOM_NL__2PRFIN20110617_023258_000000473103_00319_48609_5364.N1	17-JUN-2011 02:32:58	Twilight	46.500	50	13Alp Ari	2.0070	4250.0	93	48609	No
33	GOM_NL__2PRFIN20110617_024900_000000583103_00319_48609_5365.N1	17-JUN-2011 02:49:00	Dark	57.500	52	16Bet Cet	2.0370	4500.0	115	48609	No
34	GOM_NL__2PRFIN20110617_025505_000000553103_00319_48609_5366.N1	17-JUN-2011 02:55:05	Dark	55.000	84	Alp Phe	2.3970	4500.0	110	48609	No
35	GOM_NL__2PRFIN20110617_030122_000000513103_00320_48610_5347.N1	17-JUN-2011 03:01:22	Dark	51.000	63	Bet Gru	2.1500	2800.0	102	48610	No
36	GOM_NL__2PRFIN20110617_030325_000000463103_00320_48610_5348.N1	17-JUN-2011 03:03:25	Straylight	46.000	31	Alp Gru	1.7340	15200.	92	48610	No
37	GOM_NL__2PRFIN20110617_030528_000000413103_00320_48610_5349.N1	17-JUN-2011 03:05:28	Straylight	41.000	172	Gam Gru	3.0030	13100.	82	48610	No
38	GOM_NL__2PRFIN20110617_030704_000000423103_00320_48610_5350.N1	17-JUN-2011 03:07:04	Straylight	41.500	45	Alp Pav	1.9400	26000.	83	48610	No
39	GOM_NL__2PRFIN20110617_031634_000000483103_00320_48610_5351.N1	17-JUN-2011 03:16:34	Twilight	48.000	38	20Eps Sgr	1.8360	11000.	96	48610	No
40	GOM_NL__2PRFIN20110617_031802_000000513103_00320_48610_5352.N1	17-JUN-2011 03:18:02	Twilight	50.500	116	19Del Sgr	2.7000	4100.0	101	48610	No
41	GOM_NL__2PRFIN20110617_032314_000000393103_00320_48610_5353.N1	17-JUN-2011 03:23:14	Bright	39.000	86	35Eta Oph	2.4300	10200.	78	48610	No
42	GOM_NL__2PRFIN20110617_032936_000000443103_00320_48610_5354.N1	17-JUN-2011 03:29:36	Bright	44.000	126	60Bet Oph	2.7700	4250.0	88	48610	No

43	GOM_NL__2PRFIN20110617_033204_000000443103_00320_48610_5355.N1	17-JUN-2011 03:32:04	Bright	43.500	59	55Alp Oph	2.0800	8900.0	87	48610	No
44	GOM_NL__2PRFIN20110617_033708_000000403103_00320_48610_5356.N1	17-JUN-2011 03:37:08	Bright	39.500	133	40Zet Her	2.8070	6000.0	79	48610	No
45	GOM_NL__2PRFIN20110617_034226_000000463103_00320_48610_5357.N1	17-JUN-2011 03:42:26	Bright	46.000	5	3Alp Lyr	0.033000	11000.	92	48610	No
46	GOM_NL__2PRFIN20110617_034349_000000403103_00320_48610_5358.N1	17-JUN-2011 03:43:49	Bright	39.500	130	23Bet Dra	2.7990	5800.0	79	48610	No
47	GOM_NL__2PRFIN20110617_035401_000000483103_00320_48610_5359.N1	17-JUN-2011 03:54:01	Bright	47.500	89	5Alp Cep	2.4510	8000.0	95	48610	No
48	GOM_NL__2PRFIN20110617_040035_000000543103_00320_48610_5360.N1	17-JUN-2011 04:00:35	Bright	53.500	74	11Bet Cas	2.2680	6600.0	107	48610	No
49	GOM_NL__2PRFIN20110617_040200_000000463103_00320_48610_5361.N1	17-JUN-2011 04:02:00	Bright	45.500	68	18Alp Cas	2.2250	4500.0	91	48610	No
50	GOM_NL__2PRFIN20110617_040717_000000423103_00320_48610_5362.N1	17-JUN-2011 04:07:17	Bright	41.500	73	57Gam1And	2.2600	13100.	83	48610	No
51	GOM_NL__2PRFIN20110617_040937_000000663103_00320_48610_5363.N1	17-JUN-2011 04:09:37	Twilight	66.000	53	43Bet And	2.0480	3300.0	132	48610	No
52	GOM_NL__2PRFIN20110617_041312_000000493103_00320_48610_5364.N1	17-JUN-2011 04:13:12	Twilight	49.000	50	13Alp Ari	2.0070	4250.0	98	48610	No
53	GOM_NL__2PRFIN20110617_042915_000000583103_00320_48610_5365.N1	17-JUN-2011 04:29:15	Dark	57.500	52	16Bet Cet	2.0370	4500.0	115	48610	No
54	GOM_NL__2PRFIN20110617_043520_000000473103_00320_48610_5366.N1	17-JUN-2011 04:35:20	Dark	47.000	84	Alp Phe	2.3970	4500.0	94	48610	No
55	GOM_NL__2PRFIN20110617_044137_000000533103_00321_48611_5347.N1	17-JUN-2011 04:41:37	Dark	52.500	63	Bet Gru	2.1500	2800.0	105	48611	No
56	GOM_NL__2PRFIN20110617_044340_000000483103_00321_48611_5348.N1	17-JUN-2011 04:43:40	Straylight	48.000	31	Alp Gru	1.7340	15200.	96	48611	No
57	GOM_NL__2PRFIN20110617_044543_000000413103_00321_48611_5349.N1	17-JUN-2011 04:45:43	Straylight	41.000	172	Gam Gru	3.0030	13100.	82	48611	No
58	GOM_NL__2PRFIN20110617_044718_000000443103_00321_48611_5350.N1	17-JUN-2011 04:47:18	Straylight	43.500	45	Alp Pav	1.9400	26000.	87	48611	No
59	GOM_NL__2PRFIN20110617_045649_000000483103_00321_48611_5351.N1	17-JUN-2011 04:56:49	Twilight	47.500	38	20Eps Sgr	1.8360	11000.	95	48611	No
60	GOM_NL__2PRFIN20110617_045817_000000513103_00321_48611_5352.N1	17-JUN-2011 04:58:17	Twilight	50.500	116	19Del Sgr	2.7000	4100.0	101	48611	No
61	GOM_NL__2PRFIN20110617_050328_000000393103_00321_48611_5353.N1	17-JUN-2011 05:03:28	Bright	38.500	86	35Eta Oph	2.4300	10200.	77	48611	No
62	GOM_NL__2PRFIN20110617_050950_000000453103_00321_48611_5354.N1	17-JUN-2011 05:09:50	Bright	45.000	126	60Bet Oph	2.7700	4250.0	90	48611	No
63	GOM_NL__2PRFIN20110617_051218_000000423103_00321_48611_5355.N1	17-JUN-2011 05:12:18	Bright	42.000	59	55Alp Oph	2.0800	8900.0	84	48611	No
64	GOM_NL__2PRFIN20110617_051722_000000383103_00321_48611_5356.N1	17-JUN-2011 05:17:22	Bright	38.000	133	40Zet Her	2.8070	6000.0	76	48611	No
65	GOM_NL__2PRFIN20110617_052240_000000463103_00321_48611_5357.N1	17-JUN-2011 05:22:40	Bright	46.000	5	3Alp Lyr	0.033000	11000.	92	48611	No
66	GOM_NL__2PRFIN20110617_052403_000000413103_00321_48611_5358.N1	17-JUN-2011 05:24:03	Bright	40.500	130	23Bet Dra	2.7990	5800.0	81	48611	No
67	GOM_NL__2PRFIN20110617_053414_000000483103_00321_48611_5359.N1	17-JUN-2011 05:34:14	Bright	47.500	89	5Alp Cep	2.4510	8000.0	95	48611	No
68	GOM_NL__2PRFIN20110617_054048_000000463103_00321_48611_5360.N1	17-JUN-2011 05:40:48	Bright	45.500	74	11Bet Cas	2.2680	6600.0	91	48611	No
69	GOM_NL__2PRFIN20110617_054214_000000443103_00321_48611_5361.N1	17-JUN-2011 05:42:14	Bright	43.500	68	18Alp Cas	2.2250	4500.0	87	48611	No
70	GOM_NL__2PRFIN20110617_054731_000000413103_00321_48611_5362.N1	17-JUN-2011 05:47:31	Bright	40.500	73	57Gam1And	2.2600	13100.	81	48611	No
71	GOM_NL__2PRFIN20110617_054952_000000573103_00321_48611_5363.N1	17-JUN-2011 05:49:52	Twilight	56.500	53	43Bet And	2.0480	3300.0	113	48611	No
72	GOM_NL__2PRFIN20110617_055326_000000483103_00321_48611_5364.N1	17-JUN-2011 05:53:26	Twilight	47.500	50	13Alp Ari	2.0070	4250.0	95	48611	No
73	GOM_NL__2PRFIN20110617_060931_000000613103_00321_48611_5365.N1	17-JUN-2011 06:09:31	Dark	60.500	52	16Bet Cet	2.0370	4500.0	121	48611	No
74	GOM_NL__2PRFIN20110617_061535_000000483103_00321_48611_5366.N1	17-JUN-2011 06:15:35	Dark	48.000	84	Alp Phe	2.3970	4500.0	96	48611	No
75	GOM_NL__2PRFIN20110617_062152_000000683103_00322_48612_5347.N1	17-JUN-2011 06:21:52	Dark	68.000	63	Bet Gru	2.1500	2800.0	136	48612	No
76	GOM_NL__2PRFIN20110617_062355_000000483103_00322_48612_5348.N1	17-JUN-2011 06:23:55	Straylight	48.000	31	Alp Gru	1.7340	15200.	96	48612	No
77	GOM_NL__2PRFIN20110617_062559_000000413103_00322_48612_5349.N1	17-JUN-2011 06:25:59	Straylight	41.000	172	Gam Gru	3.0030	13100.	82	48612	No
78	GOM_NL__2PRFIN20110617_062733_000000433103_00322_48612_5350.N1	17-JUN-2011 06:27:33	Straylight	42.500	45	Alp Pav	1.9400	26000.	85	48612	No
79	GOM_NL__2PRFIN20110617_063703_000000473103_00322_48612_5351.N1	17-JUN-2011 06:37:03	Twilight	47.000	38	20Eps Sgr	1.8360	11000.	94	48612	No
80	GOM_NL__2PRFIN20110617_063831_000000503103_00322_48612_5352.N1	17-JUN-2011 06:38:31	Twilight	50.000	116	19Del Sgr	2.7000	4100.0	100	48612	No
81	GOM_NL__2PRFIN20110617_064342_000000393103_00322_48612_5353.N1	17-JUN-2011 06:43:42	Bright	38.500	86	35Eta Oph	2.4300	10200.	77	48612	No
82	GOM_NL__2PRFIN20110617_065004_000000433103_00322_48612_5354.N1	17-JUN-2011 06:50:04	Bright	42.500	126	60Bet Oph	2.7700	4250.0	85	48612	No
83	GOM_NL__2PRFIN20110617_065232_000000433103_00322_48612_5355.N1	17-JUN-2011 06:52:32	Bright	43.000	59	55Alp Oph	2.0800	8900.0	86	48612	No
84	GOM_NL__2PRFIN20110617_065736_000000383103_00322_48612_5356.N1	17-JUN-2011 06:57:36	Bright	37.500	133	40Zet Her	2.8070	6000.0	75	48612	No
85	GOM_NL__2PRFIN20110617_070253_000000523103_00322_48612_5357.N1	17-JUN-2011 07:02:53	Bright	52.000	5	3Alp Lyr	0.033000	11000.	104	48612	No
86	GOM_NL__2PRFIN20110617_070416_000000413103_00322_48612_5358.N1	17-JUN-2011 07:04:16	Bright	41.000	130	23Bet Dra	2.7990	5800.0	82	48612	No
87	GOM_NL__2PRFIN20110617_071427_000000483103_00322_48612_5359.N1	17-JUN-2011 07:14:27	Bright	48.000	89	5Alp Cep	2.4510	8000.0	96	48612	No
88	GOM_NL__2PRFIN20110617_072102_000000463103_00322_48612_5360.N1	17-JUN-2011 07:21:02	Bright	46.000	74	11Bet Cas	2.2680	6600.0	92	48612	No
89	GOM_NL__2PRFIN20110617_072228_000000463103_00322_48612_5361.N1	17-JUN-2011 07:22:28	Bright	45.500	68	18Alp Cas	2.2250	4500.0	91	48612	No
90	GOM_NL__2PRFIN20110617_072745_000000423103_00322_48612_5362.N1	17-JUN-2011 07:27:45	Bright	42.000	73	57Gam1And	2.2600	13100.	84	48612	No
91	GOM_NL__2PRFIN20110617_073006_000000623103_00322_48612_5363.N1	17-JUN-2011 07:30:06	Twilight	62.000	53	43Bet And	2.0480	3300.0	124	48612	No
92	GOM_NL__2PRFIN20110617_073341_000000553103_00322_48612_5364.N1	17-JUN-2011 07:33:41	Twilight	55.000	50	13Alp Ari	2.0070	4250.0	110	48612	No
93	GOM_NL__2PRFIN20110617_074946_000000543103_00322_48612_5365.N1	17-JUN-2011 07:49:46	Dark	54.000	52	16Bet Cet	2.0370	4500.0	108	48612	No
94	GOM_NL__2PRFIN20110617_075550_000000483103_00322_48612_5366.N1	17-JUN-2011 07:55:50	Dark	47.500	84	Alp Phe	2.3970	4500.0	95	48612	No
95	GOM_NL__2PRFIN20110617_080207_000000683103_00323_48613_5367.N1	17-JUN-2011 08:02:07	Dark	68.000	63	Bet Gru	2.1500	2800.0	136	48613	No
96	GOM_NL__2PRFIN20110617_080410_000000503103_00323_48613_5368.N1	17-JUN-2011 08:04:10	Straylight	49.500	31	Alp Gru	1.7340	15200.	99	48613	No
97	GOM_NL__2PRFIN20110617_080614_000000413103_00323_48613_5369.N1	17-JUN-2011 08:06:14	Straylight	41.000	172	Gam Gru	3.0030	13100.	82	48613	No
98	GOM_NL__2PRFIN20110617_080748_000000413103_00323_48613_5370.N1	17-JUN-2011 08:07:48	Straylight	41.000	45	Alp Pav	1.9400	26000.	82	48613	No
99	GOM_NL__2PRFIN20110617_081717_000000463103_00323_48613_5371.N1	17-JUN-2011 08:17:17	Twilight	46.000	38	20Eps Sgr	1.8360	11000.	92	48613	No
100	GOM_NL__2PRFIN20110617_081845_000000483103_00323_48613_5372.N1	17-JUN-2011 08:18:45	Twilight	47.500	116	19Del Sgr	2.7000	4100.0	95	48613	No
101	GOM_NL__2PRFIN20110617_082357_000000373103_00323_48613_5373.N1	17-JUN-2011 08:23:57	Bright	36.500	86	35Eta Oph	2.4300	10200.	73	48613	No

102	GOM_NL__2PRFIN20110617_083018_000000443103_00323_48613_5374.N1	17-JUN-2011 08:30:18	Bright	44.000	126	60Bet Oph	2.7700	4250.0	88	48613	No
103	GOM_NL__2PRFIN20110617_083246_000000423103_00323_48613_5375.N1	17-JUN-2011 08:32:46	Bright	41.500	59	55Alp Oph	2.0800	8900.0	83	48613	No
104	GOM_NL__2PRFIN20110617_083750_000000363103_00323_48613_5376.N1	17-JUN-2011 08:37:50	Bright	35.500	133	40Zet Her	2.8070	6000.0	71	48613	No
105	GOM_NL__2PRFIN20110617_084306_000000523103_00323_48613_5377.N1	17-JUN-2011 08:43:06	Bright	52.000	5	3Alp Lyr	0.033000	11000.	104	48613	No
106	GOM_NL__2PRFIN20110617_084430_000000413103_00323_48613_5378.N1	17-JUN-2011 08:44:30	Bright	40.500	130	23Bet Dra	2.7990	5800.0	81	48613	No
107	GOM_NL__2PRFIN20110617_085441_000000473103_00323_48613_5379.N1	17-JUN-2011 08:54:41	Bright	46.500	89	5Alp Cep	2.4510	8000.0	93	48613	No
108	GOM_NL__2PRFIN20110617_090116_000000533103_00323_48613_5380.N1	17-JUN-2011 09:01:16	Bright	52.500	74	11Bet Cas	2.2680	6600.0	105	48613	No
109	GOM_NL__2PRFIN20110617_090241_000000603103_00323_48613_5381.N1	17-JUN-2011 09:02:41	Bright	60.000	68	18Alp Cas	2.2250	4500.0	120	48613	No
110	GOM_NL__2PRFIN20110617_090759_000000423103_00323_48613_5382.N1	17-JUN-2011 09:07:59	Bright	42.000	73	57Gam1And	2.2600	13100.	84	48613	No
111	GOM_NL__2PRFIN20110617_091020_000000603103_00323_48613_5383.N1	17-JUN-2011 09:10:20	Twilight	59.500	53	43Bet And	2.0480	3300.0	119	48613	No
112	GOM_NL__2PRFIN20110617_091355_000000483103_00323_48613_5384.N1	17-JUN-2011 09:13:55	Twilight	47.500	50	13Alp Ari	2.0070	4250.0	95	48613	No
113	GOM_NL__2PRFIN20110617_093001_000000593103_00323_48613_5385.N1	17-JUN-2011 09:30:01	Dark	59.000	52	16Bet Cet	2.0370	4500.0	118	48613	No
114	GOM_NL__2PRFIN20110617_093605_000000483103_00323_48613_5386.N1	17-JUN-2011 09:36:05	Dark	47.500	84	Alp Phe	2.3970	4500.0	95	48613	No
115	GOM_NL__2PRFIN20110617_112237_000000533103_00325_48615_5368.N1	17-JUN-2011 11:22:37	Dark	53.000	63	Bet Gru	2.1500	2800.0	106	48615	No
116	GOM_NL__2PRFIN20110617_112440_000000523103_00325_48615_5369.N1	17-JUN-2011 11:24:40	Straylight	51.500	31	Alp Gru	1.7340	15200.	103	48615	No
117	GOM_NL__2PRFIN20110617_112817_000000413103_00325_48615_5370.N1	17-JUN-2011 11:28:17	Straylight	41.000	45	Alp Pav	1.9400	26000.	82	48615	No
118	GOM_NL__2PRFIN20110617_113746_000000473103_00325_48615_5371.N1	17-JUN-2011 11:37:46	Twilight	46.500	38	20Eps Sgr	1.8360	11000.	93	48615	No
119	GOM_NL__2PRFIN20110617_113914_000000483103_00325_48615_5372.N1	17-JUN-2011 11:39:14	Twilight	47.500	116	19Del Sgr	2.7000	4100.0	95	48615	No
120	GOM_NL__2PRFIN20110617_114425_000000383103_00325_48615_5373.N1	17-JUN-2011 11:44:25	Bright	38.000	86	35Eta Oph	2.4300	10200.	76	48615	No
121	GOM_NL__2PRFIN20110617_115045_000000423103_00325_48615_5374.N1	17-JUN-2011 11:50:45	Bright	41.500	126	60Bet Oph	2.7700	4250.0	83	48615	No
122	GOM_NL__2PRFIN20110617_115313_000000413103_00325_48615_5375.N1	17-JUN-2011 11:53:13	Bright	40.500	59	55Alp Oph	2.0800	8900.0	81	48615	No
123	GOM_NL__2PRFIN20110617_115817_000000383103_00325_48615_5376.N1	17-JUN-2011 11:58:17	Bright	38.000	133	40Zet Her	2.8070	6000.0	76	48615	No
124	GOM_NL__2PRFIN20110617_120332_000000573103_00325_48615_5377.N1	17-JUN-2011 12:03:32	Bright	56.500	5	3Alp Lyr	0.033000	11000.	113	48615	No
125	GOM_NL__2PRFIN20110617_120522_000000473103_00325_48615_5378.N1	17-JUN-2011 12:05:22	Bright	47.000	69	33Gam Dra	2.2310	3800.0	94	48615	No
126	GOM_NL__2PRFIN20110617_121507_000000483103_00325_48615_5379.N1	17-JUN-2011 12:15:07	Bright	48.000	89	5Alp Cep	2.4510	8000.0	96	48615	No
127	GOM_NL__2PRFIN20110617_122143_000000503103_00325_48615_5380.N1	17-JUN-2011 12:21:43	Bright	50.000	74	11Bet Cas	2.2680	6600.0	100	48615	No
128	GOM_NL__2PRFIN20110617_122309_000000443103_00325_48615_5381.N1	17-JUN-2011 12:23:09	Bright	44.000	68	18Alp Cas	2.2250	4500.0	88	48615	No
129	GOM_NL__2PRFIN20110617_122827_000000423103_00325_48615_5382.N1	17-JUN-2011 12:28:27	Bright	41.500	73	57Gam1And	2.2600	13100.	83	48615	No
130	GOM_NL__2PRFIN20110617_123048_000000683103_00325_48615_5383.N1	17-JUN-2011 12:30:48	Twilight	68.000	53	43Bet And	2.0480	3300.0	136	48615	No
131	GOM_NL__2PRFIN20110617_123423_000000523103_00325_48615_5384.N1	17-JUN-2011 12:34:23	Twilight	51.500	50	13Alp Ari	2.0070	4250.0	103	48615	No
132	GOM_NL__2PRFIN20110617_125031_000000593103_00325_48615_5385.N1	17-JUN-2011 12:50:31	Dark	59.000	52	16Bet Cet	2.0370	4500.0	118	48615	No
133	GOM_NL__2PRFIN20110617_125634_000000463103_00325_48615_5386.N1	17-JUN-2011 12:56:34	Dark	45.500	84	Alp Phe	2.3970	4500.0	91	48615	No
134	GOM_NL__2PRFIN20110617_130252_000000513103_00326_48616_5372.N1	17-JUN-2011 13:02:52	Dark	50.500	63	Bet Gru	2.1500	2800.0	101	48616	No
135	GOM_NL__2PRFIN20110617_130454_000000503103_00326_48616_5373.N1	17-JUN-2011 13:04:54	Straylight	49.500	31	Alp Gru	1.7340	15200.	99	48616	No
136	GOM_NL__2PRFIN20110617_130831_000000463103_00326_48616_5374.N1	17-JUN-2011 13:08:31	Straylight	46.000	45	Alp Pav	1.9400	26000.	92	48616	No
137	GOM_NL__2PRFIN20110617_131800_000000473103_00326_48616_5375.N1	17-JUN-2011 13:18:00	Twilight	47.000	38	20Eps Sgr	1.8360	11000.	94	48616	No
138	GOM_NL__2PRFIN20110617_131928_000000533103_00326_48616_5376.N1	17-JUN-2011 13:19:28	Twilight	52.500	116	19Del Sgr	2.7000	4100.0	105	48616	No
139	GOM_NL__2PRFIN20110617_132439_000000393103_00326_48616_5377.N1	17-JUN-2011 13:24:39	Bright	38.500	86	35Eta Oph	2.4300	10200.	77	48616	No
140	GOM_NL__2PRFIN20110617_133059_000000443103_00326_48616_5378.N1	17-JUN-2011 13:30:59	Bright	44.000	126	60Bet Oph	2.7700	4250.0	88	48616	No
141	GOM_NL__2PRFIN20110617_133327_000000423103_00326_48616_5379.N1	17-JUN-2011 13:33:27	Bright	42.000	59	55Alp Oph	2.0800	8900.0	84	48616	No
142	GOM_NL__2PRFIN20110617_133831_000000373103_00326_48616_5380.N1	17-JUN-2011 13:38:31	Bright	37.000	133	40Zet Her	2.8070	6000.0	74	48616	No
143	GOM_NL__2PRFIN20110617_134345_000000543103_00326_48616_5381.N1	17-JUN-2011 13:43:45	Bright	53.500	5	3Alp Lyr	0.033000	11000.	107	48616	No
144	GOM_NL__2PRFIN20110617_134536_000000463103_00326_48616_5382.N1	17-JUN-2011 13:45:36	Bright	46.000	69	33Gam Dra	2.2310	3800.0	92	48616	No
145	GOM_NL__2PRFIN20110617_135521_000000493103_00326_48616_5383.N1	17-JUN-2011 13:55:21	Bright	48.500	89	5Alp Cep	2.4510	8000.0	97	48616	No
146	GOM_NL__2PRFIN20110617_140156_000000433103_00326_48616_5384.N1	17-JUN-2011 14:01:56	Bright	42.500	74	11Bet Cas	2.2680	6600.0	85	48616	No
147	GOM_NL__2PRFIN20110617_140322_000000573103_00326_48616_5385.N1	17-JUN-2011 14:03:22	Bright	56.500	68	18Alp Cas	2.2250	4500.0	113	48616	No
148	GOM_NL__2PRFIN20110617_140841_000000423103_00326_48616_5386.N1	17-JUN-2011 14:08:41	Bright	41.500	73	57Gam1And	2.2600	13100.	83	48616	No
149	GOM_NL__2PRFIN20110617_141102_000000563103_00326_48616_5387.N1	17-JUN-2011 14:11:02	Twilight	55.500	53	43Bet And	2.0480	3300.0	111	48616	No
150	GOM_NL__2PRFIN20110617_141438_000000483103_00326_48616_5388.N1	17-JUN-2011 14:14:38	Twilight	47.500	50	13Alp Ari	2.0070	4250.0	95	48616	No
151	GOM_NL__2PRFIN20110617_143046_000000653103_00326_48616_5389.N1	17-JUN-2011 14:30:46	Dark	65.000	52	16Bet Cet	2.0370	4500.0	130	48616	No
152	GOM_NL__2PRFIN20110617_143649_000000483103_00326_48616_5390.N1	17-JUN-2011 14:36:49	Dark	47.500	84	Alp Phe	2.3970	4500.0	95	48616	No
153	GOM_NL__2PRFIN20110617_144307_000000553103_00327_48617_5372.N1	17-JUN-2011 14:43:07	Dark	54.500	63	Bet Gru	2.1500	2800.0	109	48617	No
154	GOM_NL__2PRFIN20110617_144509_000000523103_00327_48617_5373.N1	17-JUN-2011 14:45:09	Straylight	52.000	31	Alp Gru	1.7340	15200.	104	48617	No
155	GOM_NL__2PRFIN20110617_144846_000000443103_00327_48617_5374.N1	17-JUN-2011 14:48:46	Straylight	44.000	45	Alp Pav	1.9400	26000.	88	48617	No
156	GOM_NL__2PRFIN20110617_145815_000000473103_00327_48617_5375.N1	17-JUN-2011 14:58:15	Twilight	47.000	38	20Eps Sgr	1.8360	11000.	94	48617	No
157	GOM_NL__2PRFIN20110617_145942_000000493103_00327_48617_5376.N1	17-JUN-2011 14:59:42	Twilight	48.500	116	19Del Sgr	2.7000	4100.0	97	48617	No
158	GOM_NL__2PRFIN20110617_150453_000000393103_00327_48617_5377.N1	17-JUN-2011 15:04:53	Bright	38.500	86	35Eta Oph	2.4300	10200.	77	48617	No
159	GOM_NL__2PRFIN20110617_151113_000000433103_00327_48617_5378.N1	17-JUN-2011 15:11:13	Bright	42.500	126	60Bet Oph	2.7700	4250.0	85	48617	No
160	GOM_NL__2PRFIN20110617_151341_000000423103_00327_48617_5379.N1	17-JUN-2011 15:13:41	Bright	41.500	59	55Alp Oph	2.0800	8900.0	83	48617	No

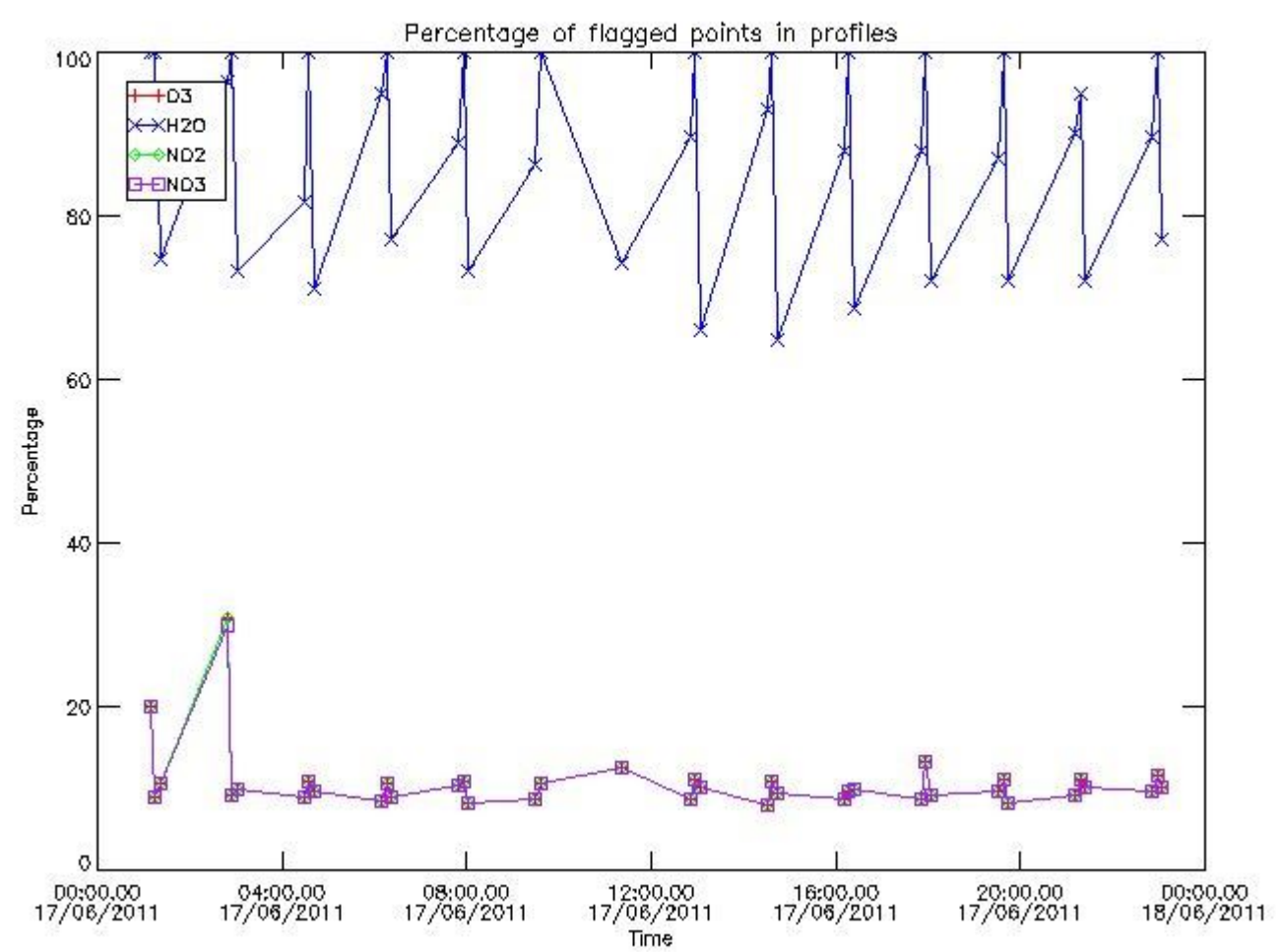
161	GOM_NL__2PRFIN20110617_151845_000000383103_00327_48617_5380.N1	17-JUN-2011 15:18:45	Bright	37.500	133	40Zet Her	2.8070	6000.0	75	48617	No
162	GOM_NL__2PRFIN20110617_152359_000000533103_00327_48617_5381.N1	17-JUN-2011 15:23:59	Bright	52.500	5	3Alp Lyr	0.033000	11000.	105	48617	No
163	GOM_NL__2PRFIN20110617_152549_000000433103_00327_48617_5382.N1	17-JUN-2011 15:25:49	Bright	42.500	69	33Gam Dra	2.2310	3800.0	85	48617	No
164	GOM_NL__2PRFIN20110617_153534_000000483103_00327_48617_5383.N1	17-JUN-2011 15:35:34	Bright	47.500	89	5Alp Cep	2.4510	8000.0	95	48617	No
165	GOM_NL__2PRFIN20110617_154210_000000653103_00327_48617_5384.N1	17-JUN-2011 15:42:10	Bright	65.000	74	11Bet Cas	2.2680	6600.0	130	48617	No
166	GOM_NL__2PRFIN20110617_154336_000000463103_00327_48617_5385.N1	17-JUN-2011 15:43:36	Bright	46.000	68	18Alp Cas	2.2250	4500.0	92	48617	No
167	GOM_NL__2PRFIN20110617_154855_000000393103_00327_48617_5386.N1	17-JUN-2011 15:48:55	Bright	38.500	73	57Gam1And	2.2600	13100.	77	48617	No
168	GOM_NL__2PRFIN20110617_155116_000000573103_00327_48617_5387.N1	17-JUN-2011 15:51:16	Twilight	56.500	53	43Bet And	2.0480	3300.0	113	48617	No
169	GOM_NL__2PRFIN20110617_155452_000000503103_00327_48617_5388.N1	17-JUN-2011 15:54:52	Twilight	49.500	50	13Alp Ari	2.0070	4250.0	99	48617	No
170	GOM_NL__2PRFIN20110617_161101_000000583103_00327_48617_5389.N1	17-JUN-2011 16:11:01	Dark	58.000	52	16Bet Cet	2.0370	4500.0	116	48617	No
171	GOM_NL__2PRFIN20110617_161704_000000533103_00327_48617_5390.N1	17-JUN-2011 16:17:04	Dark	53.000	84	Alp Phe	2.3970	4500.0	106	48617	No
172	GOM_NL__2PRFIN20110617_162322_000000523103_00328_48618_5372.N1	17-JUN-2011 16:23:22	Dark	51.500	63	Bet Gru	2.1500	2800.0	103	48618	No
173	GOM_NL__2PRFIN20110617_162525_000000533103_00328_48618_5373.N1	17-JUN-2011 16:25:25	Straylight	52.500	31	Alp Gru	1.7340	15200.	105	48618	No
174	GOM_NL__2PRFIN20110617_162901_000000423103_00328_48618_5374.N1	17-JUN-2011 16:29:01	Straylight	41.500	45	Alp Pav	1.9400	26000.	83	48618	No
175	GOM_NL__2PRFIN20110617_163829_000000483103_00328_48618_5375.N1	17-JUN-2011 16:38:29	Twilight	48.000	38	20Eps Sgr	1.8360	11000.	96	48618	No
176	GOM_NL__2PRFIN20110617_163957_000000503103_00328_48618_5376.N1	17-JUN-2011 16:39:57	Twilight	49.500	116	19Del Sgr	2.7000	4100.0	99	48618	No
177	GOM_NL__2PRFIN20110617_164209_000000563103_00328_48618_5377.N1	17-JUN-2011 16:42:09	Bright	55.500	155	41Pi Sgr	2.9000	6600.0	111	48618	No
178	GOM_NL__2PRFIN20110617_164507_000000393103_00328_48618_5378.N1	17-JUN-2011 16:45:07	Bright	39.000	86	35Eta Oph	2.4300	10200.	78	48618	No
179	GOM_NL__2PRFIN20110617_165127_000000423103_00328_48618_5379.N1	17-JUN-2011 16:51:27	Bright	42.000	126	60Bet Oph	2.7700	4250.0	84	48618	No
180	GOM_NL__2PRFIN20110617_165354_000000433103_00328_48618_5380.N1	17-JUN-2011 16:53:54	Bright	42.500	59	55Alp Oph	2.0800	8900.0	85	48618	No
181	GOM_NL__2PRFIN20110617_165859_000000363103_00328_48618_5381.N1	17-JUN-2011 16:58:59	Bright	35.500	133	40Zet Her	2.8070	6000.0	71	48618	No
182	GOM_NL__2PRFIN20110617_170412_000000513103_00328_48618_5382.N1	17-JUN-2011 17:04:12	Bright	50.500	5	3Alp Lyr	0.033000	11000.	101	48618	No
183	GOM_NL__2PRFIN20110617_170603_000000523103_00328_48618_5383.N1	17-JUN-2011 17:06:03	Bright	51.500	69	33Gam Dra	2.2310	3800.0	103	48618	No
184	GOM_NL__2PRFIN20110617_171547_000000493103_00328_48618_5384.N1	17-JUN-2011 17:15:47	Bright	48.500	89	5Alp Cep	2.4510	8000.0	97	48618	No
185	GOM_NL__2PRFIN20110617_172224_000000663103_00328_48618_5385.N1	17-JUN-2011 17:22:24	Bright	66.000	74	11Bet Cas	2.2680	6600.0	132	48618	No
186	GOM_NL__2PRFIN20110617_172350_000000483103_00328_48618_5386.N1	17-JUN-2011 17:23:50	Bright	47.500	68	18Alp Cas	2.2250	4500.0	95	48618	No
187	GOM_NL__2PRFIN20110617_172909_000000423103_00328_48618_5387.N1	17-JUN-2011 17:29:09	Bright	41.500	73	57Gam1And	2.2600	13100.	83	48618	No
188	GOM_NL__2PRFIN20110617_173130_000000573103_00328_48618_5388.N1	17-JUN-2011 17:31:30	Twilight	56.500	53	43Bet And	2.0480	3300.0	113	48618	No
189	GOM_NL__2PRFIN20110617_173506_000000503103_00328_48618_5389.N1	17-JUN-2011 17:35:06	Twilight	50.000	50	13Alp Ari	2.0070	4250.0	100	48618	No
190	GOM_NL__2PRFIN20110617_175116_000000593103_00328_48618_5390.N1	17-JUN-2011 17:51:16	Dark	58.500	52	16Bet Cet	2.0370	4500.0	117	48618	No
191	GOM_NL__2PRFIN20110617_175719_000000573103_00328_48618_5391.N1	17-JUN-2011 17:57:19	Dark	57.000	84	Alp Phe	2.3970	4500.0	114	48618	No
192	GOM_NL__2PRFIN20110617_180337_000000563103_00329_48619_5372.N1	17-JUN-2011 18:03:37	Dark	56.000	63	Bet Gru	2.1500	2800.0	112	48619	No
193	GOM_NL__2PRFIN20110617_180540_000000493103_00329_48619_5373.N1	17-JUN-2011 18:05:40	Straylight	48.500	31	Alp Gru	1.7340	15200.	97	48619	No
194	GOM_NL__2PRFIN20110617_180915_000000423103_00329_48619_5374.N1	17-JUN-2011 18:09:15	Straylight	41.500	45	Alp Pav	1.9400	26000.	83	48619	No
195	GOM_NL__2PRFIN20110617_181844_000000493103_00329_48619_5375.N1	17-JUN-2011 18:18:44	Twilight	48.500	38	20Eps Sgr	1.8360	11000.	97	48619	No
196	GOM_NL__2PRFIN20110617_182011_000000513103_00329_48619_5376.N1	17-JUN-2011 18:20:11	Twilight	51.000	116	19Del Sgr	2.7000	4100.0	102	48619	No
197	GOM_NL__2PRFIN20110617_182224_000000543103_00329_48619_5377.N1	17-JUN-2011 18:22:24	Bright	54.000	155	41Pi Sgr	2.9000	6600.0	108	48619	No
198	GOM_NL__2PRFIN20110617_182521_000000393103_00329_48619_5378.N1	17-JUN-2011 18:25:21	Bright	38.500	86	35Eta Oph	2.4300	10200.	77	48619	No
199	GOM_NL__2PRFIN20110617_183140_000000423103_00329_48619_5379.N1	17-JUN-2011 18:31:40	Bright	42.000	126	60Bet Oph	2.7700	4250.0	84	48619	No
200	GOM_NL__2PRFIN20110617_183408_000000443103_00329_48619_5380.N1	17-JUN-2011 18:34:08	Bright	43.500	59	55Alp Oph	2.0800	8900.0	87	48619	No
201	GOM_NL__2PRFIN20110617_183913_000000373103_00329_48619_5381.N1	17-JUN-2011 18:39:13	Bright	36.500	133	40Zet Her	2.8070	6000.0	73	48619	No
202	GOM_NL__2PRFIN20110617_184425_000000543103_00329_48619_5382.N1	17-JUN-2011 18:44:25	Bright	53.500	5	3Alp Lyr	0.033000	11000.	107	48619	No
203	GOM_NL__2PRFIN20110617_184617_000000433103_00329_48619_5383.N1	17-JUN-2011 18:46:17	Bright	43.000	69	33Gam Dra	2.2310	3800.0	86	48619	No
204	GOM_NL__2PRFIN20110617_185601_000000493103_00329_48619_5384.N1	17-JUN-2011 18:56:01	Bright	49.000	89	5Alp Cep	2.4510	8000.0	98	48619	No
205	GOM_NL__2PRFIN20110617_190237_000000503103_00329_48619_5385.N1	17-JUN-2011 19:02:37	Bright	50.000	74	11Bet Cas	2.2680	6600.0	100	48619	No
206	GOM_NL__2PRFIN20110617_190404_000000533103_00329_48619_5386.N1	17-JUN-2011 19:04:04	Bright	53.000	68	18Alp Cas	2.2250	4500.0	106	48619	No
207	GOM_NL__2PRFIN20110617_190923_000000423103_00329_48619_5387.N1	17-JUN-2011 19:09:23	Bright	42.000	73	57Gam1And	2.2600	13100.	84	48619	No
208	GOM_NL__2PRFIN20110617_191144_000000563103_00329_48619_5388.N1	17-JUN-2011 19:11:44	Twilight	56.000	53	43Bet And	2.0480	3300.0	112	48619	No
209	GOM_NL__2PRFIN20110617_191521_000000513103_00329_48619_5389.N1	17-JUN-2011 19:15:21	Twilight	51.000	50	13Alp Ari	2.0070	4250.0	102	48619	No
210	GOM_NL__2PRFIN20110617_193131_000000583103_00329_48619_5390.N1	17-JUN-2011 19:31:31	Dark	58.000	52	16Bet Cet	2.0370	4500.0	116	48619	No
211	GOM_NL__2PRFIN20110617_193734_000000463103_00329_48619_5391.N1	17-JUN-2011 19:37:34	Dark	45.500	84	Alp Phe	2.3970	4500.0	91	48619	No
212	GOM_NL__2PRFIN20110617_194352_000000633103_00330_48620_5372.N1	17-JUN-2011 19:43:52	Dark	63.000	63	Bet Gru	2.1500	2800.0	126	48620	No
213	GOM_NL__2PRFIN20110617_194555_000000483103_00330_48620_5373.N1	17-JUN-2011 19:45:55	Straylight	47.500	31	Alp Gru	1.7340	15200.	95	48620	No
214	GOM_NL__2PRFIN20110617_194930_000000423103_00330_48620_5374.N1	17-JUN-2011 19:49:30	Straylight	41.500	45	Alp Pav	1.9400	26000.	83	48620	No
215	GOM_NL__2PRFIN20110617_195858_000000503103_00330_48620_5375.N1	17-JUN-2011 19:58:58	Twilight	49.500	38	20Eps Sgr	1.8360	11000.	99	48620	No
216	GOM_NL__2PRFIN20110617_200026_000000523103_00330_48620_5376.N1	17-JUN-2011 20:00:26	Twilight	51.500	116	19Del Sgr	2.7000	4100.0	103	48620	No
217	GOM_NL__2PRFIN20110617_200238_000000553103_00330_48620_5377.N1	17-JUN-2011 20:02:38	Bright	54.500	155	41Pi Sgr	2.9000	6600.0	109	48620	No
218	GOM_NL__2PRFIN20110617_200536_000000393103_00330_48620_5378.N1	17-JUN-2011 20:05:36	Bright	38.500	86	35Eta Oph	2.4300	10200.	77	48620	No
219	GOM_NL__2PRFIN20110617_201154_000000423103_00330_48620_5379.N1	17-JUN-2011 20:11:54	Bright	42.000	126	60Bet Oph	2.7700	4250.0	84	48620	No

220	GOM_NL__2PRFIN20110617_201422_000000433103_00330_48620_5380.N1	17-JUN-2011 20:14:22	Bright	43.000	59	55Alp Oph	2.0800	8900.0	86	48620	No
221	GOM_NL__2PRFIN20110617_201927_000000373103_00330_48620_5381.N1	17-JUN-2011 20:19:27	Bright	37.000	133	40Zet Her	2.8070	6000.0	74	48620	No
222	GOM_NL__2PRFIN20110617_202438_000000533103_00330_48620_5382.N1	17-JUN-2011 20:24:38	Bright	53.000	5	3Alp Lyr	0.033000	11000.	106	48620	No
223	GOM_NL__2PRFIN20110617_202630_000000433103_00330_48620_5383.N1	17-JUN-2011 20:26:30	Bright	43.000	69	33Gam Dra	2.2310	3800.0	86	48620	No
224	GOM_NL__2PRFIN20110617_203614_000000483103_00330_48620_5384.N1	17-JUN-2011 20:36:14	Bright	47.500	89	5Alp Cep	2.4510	8000.0	95	48620	No
225	GOM_NL__2PRFIN20110617_204251_000000603103_00330_48620_5385.N1	17-JUN-2011 20:42:51	Bright	60.000	74	11Bet Cas	2.2680	6600.0	120	48620	No
226	GOM_NL__2PRFIN20110617_204417_000000443103_00330_48620_5386.N1	17-JUN-2011 20:44:17	Bright	44.000	68	18Alp Cas	2.2250	4500.0	88	48620	No
227	GOM_NL__2PRFIN20110617_204937_000000413103_00330_48620_5387.N1	17-JUN-2011 20:49:37	Bright	41.000	73	57Gam1And	2.2600	13100.	82	48620	No
228	GOM_NL__2PRFIN20110617_205158_000000663103_00330_48620_5388.N1	17-JUN-2011 20:51:58	Twilight	65.500	53	43Bet And	2.0480	3300.0	131	48620	No
229	GOM_NL__2PRFIN20110617_205535_000000493103_00330_48620_5389.N1	17-JUN-2011 20:55:35	Twilight	49.000	50	13Alp Ari	2.0070	4250.0	98	48620	No
230	GOM_NL__2PRFIN20110617_211147_000000613103_00330_48620_5390.N1	17-JUN-2011 21:11:47	Dark	60.500	52	16Bet Cet	2.0370	4500.0	121	48620	No
231	GOM_NL__2PRFIN20110617_211749_000000513103_00330_48620_5391.N1	17-JUN-2011 21:17:49	Dark	51.000	84	Alp Phe	2.3970	4500.0	102	48620	No
232	GOM_NL__2PRFIN20110617_212407_000000513103_00331_48621_5372.N1	17-JUN-2011 21:24:07	Dark	50.500	63	Bet Gru	2.1500	2800.0	101	48621	No
233	GOM_NL__2PRFIN20110617_212610_000000503103_00331_48621_5373.N1	17-JUN-2011 21:26:10	Straylight	50.000	31	Alp Gru	1.7340	15200.	100	48621	No
234	GOM_NL__2PRFIN20110617_212944_000000413103_00331_48621_5374.N1	17-JUN-2011 21:29:44	Straylight	40.500	45	Alp Pav	1.9400	26000.	81	48621	No
235	GOM_NL__2PRFIN20110617_213912_000000463103_00331_48621_5375.N1	17-JUN-2011 21:39:12	Twilight	46.000	38	20Eps Sgr	1.8360	11000.	92	48621	No
236	GOM_NL__2PRFIN20110617_214040_000000513103_00331_48621_5376.N1	17-JUN-2011 21:40:40	Twilight	51.000	116	19Del Sgr	2.7000	4100.0	102	48621	No
237	GOM_NL__2PRFIN20110617_214252_000000553103_00331_48621_5377.N1	17-JUN-2011 21:42:52	Bright	54.500	155	41Pi Sgr	2.9000	6600.0	109	48621	No
238	GOM_NL__2PRFIN20110617_214550_000000393103_00331_48621_5378.N1	17-JUN-2011 21:45:50	Bright	39.000	86	35Eta Oph	2.4300	10200.	78	48621	No
239	GOM_NL__2PRFIN20110617_215208_000000423103_00331_48621_5379.N1	17-JUN-2011 21:52:08	Bright	42.000	126	60Bet Oph	2.7700	4250.0	84	48621	No
240	GOM_NL__2PRFIN20110617_215436_000000423103_00331_48621_5380.N1	17-JUN-2011 21:54:36	Bright	42.000	59	55Alp Oph	2.0800	8900.0	84	48621	No
241	GOM_NL__2PRFIN20110617_215941_000000383103_00331_48621_5381.N1	17-JUN-2011 21:59:41	Bright	37.500	133	40Zet Her	2.8070	6000.0	75	48621	No
242	GOM_NL__2PRFIN20110617_220451_000000553103_00331_48621_5382.N1	17-JUN-2011 22:04:51	Bright	54.500	5	3Alp Lyr	0.033000	11000.	109	48621	No
243	GOM_NL__2PRFIN20110617_220644_000000443103_00331_48621_5383.N1	17-JUN-2011 22:06:44	Bright	43.500	69	33Gam Dra	2.2310	3800.0	87	48621	No
244	GOM_NL__2PRFIN20110617_221627_000000483103_00331_48621_5384.N1	17-JUN-2011 22:16:27	Bright	47.500	89	5Alp Cep	2.4510	8000.0	95	48621	No
245	GOM_NL__2PRFIN20110617_222305_000000663103_00331_48621_5385.N1	17-JUN-2011 22:23:05	Bright	66.000	74	11Bet Cas	2.2680	6600.0	132	48621	No
246	GOM_NL__2PRFIN20110617_222431_000000453103_00331_48621_5386.N1	17-JUN-2011 22:24:31	Bright	45.000	68	18Alp Cas	2.2250	4500.0	90	48621	No
247	GOM_NL__2PRFIN20110617_222951_000000423103_00331_48621_5387.N1	17-JUN-2011 22:29:51	Bright	41.500	73	57Gam1And	2.2600	13100.	83	48621	No
248	GOM_NL__2PRFIN20110617_223212_000000633103_00331_48621_5388.N1	17-JUN-2011 22:32:12	Twilight	63.000	53	43Bet And	2.0480	3300.0	126	48621	No
249	GOM_NL__2PRFIN20110617_223549_000000543103_00331_48621_5389.N1	17-JUN-2011 22:35:49	Twilight	54.000	50	13Alp Ari	2.0070	4250.0	108	48621	No
250	GOM_NL__2PRFIN20110617_225202_000000583103_00331_48621_5390.N1	17-JUN-2011 22:52:02	Dark	58.000	52	16Bet Cet	2.0370	4500.0	116	48621	No
251	GOM_NL__2PRFIN20110617_225803_000000453103_00331_48621_5391.N1	17-JUN-2011 22:58:03	Dark	44.500	84	Alp Phe	2.3970	4500.0	89	48621	No
252	GOM_NL__2PRFIN20110617_230421_000000513103_00332_48622_5372.N1	17-JUN-2011 23:04:21	Dark	50.500	63	Bet Gru	2.1500	2800.0	101	48622	No
253	GOM_NL__2PRFIN20110617_230624_000000493103_00332_48622_5373.N1	17-JUN-2011 23:06:24	Straylight	48.500	31	Alp Gru	1.7340	15200.	97	48622	No
254	GOM_NL__2PRFIN20110617_230959_000000413103_00332_48622_5374.N1	17-JUN-2011 23:09:59	Straylight	40.500	45	Alp Pav	1.9400	26000.	81	48622	No
255	GOM_NL__2PRFIN20110617_231926_000000503103_00332_48622_5375.N1	17-JUN-2011 23:19:26	Twilight	49.500	38	20Eps Sgr	1.8360	11000.	99	48622	No
256	GOM_NL__2PRFIN20110617_232054_000000523103_00332_48622_5376.N1	17-JUN-2011 23:20:54	Twilight	51.500	116	19Del Sgr	2.7000	4100.0	103	48622	No
257	GOM_NL__2PRFIN20110617_232307_000000543103_00332_48622_5377.N1	17-JUN-2011 23:23:07	Bright	53.500	155	41Pi Sgr	2.9000	6600.0	107	48622	No
258	GOM_NL__2PRFIN20110617_232604_000000393103_00332_48622_5378.N1	17-JUN-2011 23:26:04	Bright	38.500	86	35Eta Oph	2.4300	10200.	77	48622	No
259	GOM_NL__2PRFIN20110617_233222_000000433103_00332_48622_5379.N1	17-JUN-2011 23:32:22	Bright	42.500	126	60Bet Oph	2.7700	4250.0	85	48622	No
260	GOM_NL__2PRFIN20110617_233449_000000433103_00332_48622_5380.N1	17-JUN-2011 23:34:49	Bright	43.000	59	55Alp Oph	2.0800	8900.0	86	48622	No
261	GOM_NL__2PRFIN20110617_233954_000000363103_00332_48622_5381.N1	17-JUN-2011 23:39:54	Bright	36.000	133	40Zet Her	2.8070	6000.0	72	48622	No
262	GOM_NL__2PRFIN20110617_234504_000000453103_00332_48622_5382.N1	17-JUN-2011 23:45:04	Bright	45.000	5	3Alp Lyr	0.033000	11000.	90	48622	No
263	GOM_NL__2PRFIN20110617_234657_000000443103_00332_48622_5383.N1	17-JUN-2011 23:46:57	Bright	43.500	69	33Gam Dra	2.2310	3800.0	87	48622	No
264	GOM_NL__2PRFIN20110617_235640_000000453103_00332_48622_5384.N1	17-JUN-2011 23:56:40	Bright	45.000	89	5Alp Cep	2.4510	8000.0	90	48622	No

3. Quality information per product

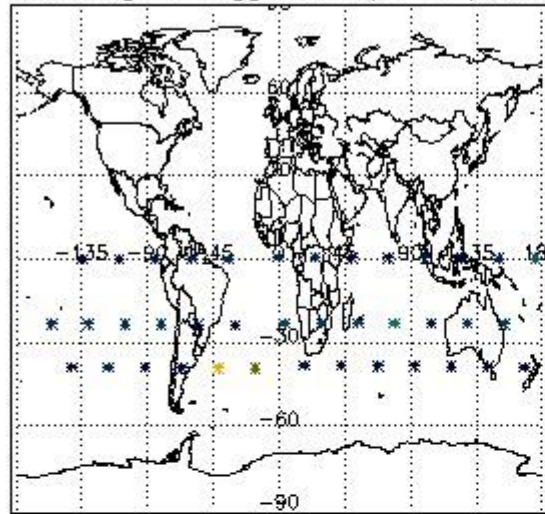
In this section it is plotted some information contained in the Quality Summary data set of the level 2 products. Only products in dark limb conditions and without errors (error flag in the MPH set to "0") are used.

3.1 Plot quality information per product (time dependant)

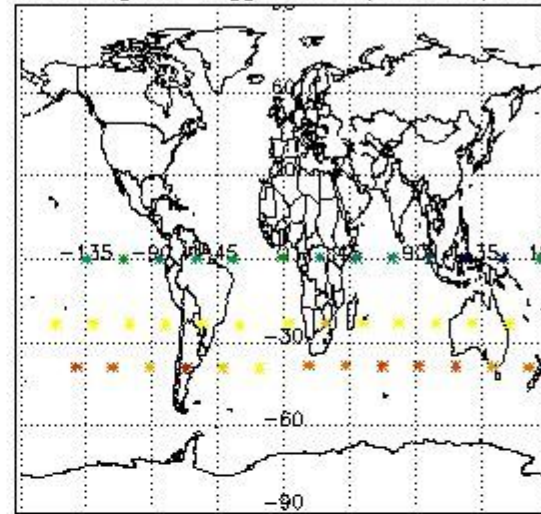


3.2 Plot quality information per product (world map)

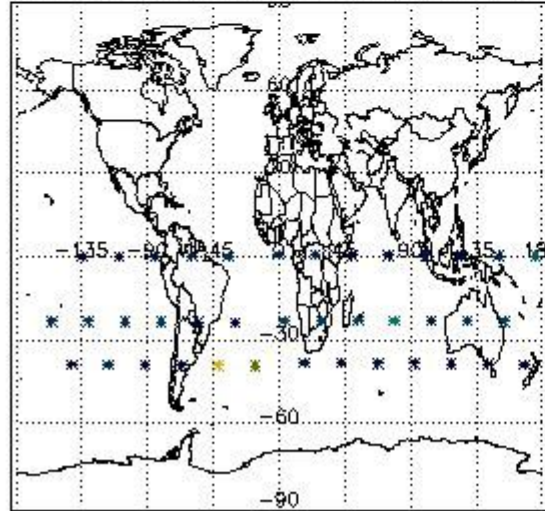
Percentage of flagged data per O3 profile



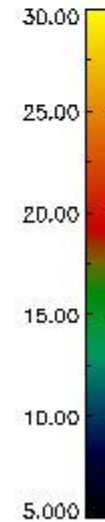
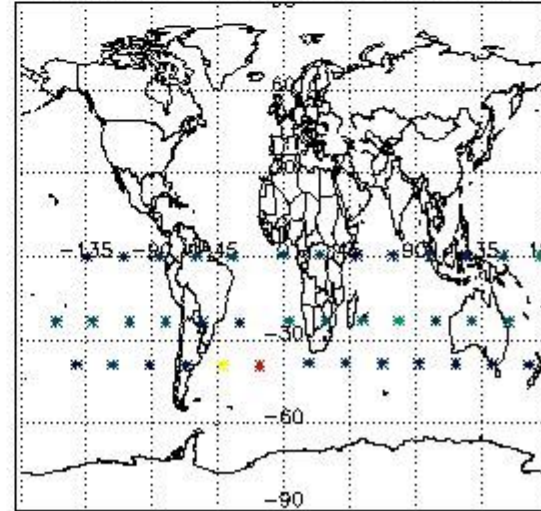
Percentage of flagged data per H2O profile



Percentage of flagged data per NO2 profile



Percentage of flagged data per NO3 profile

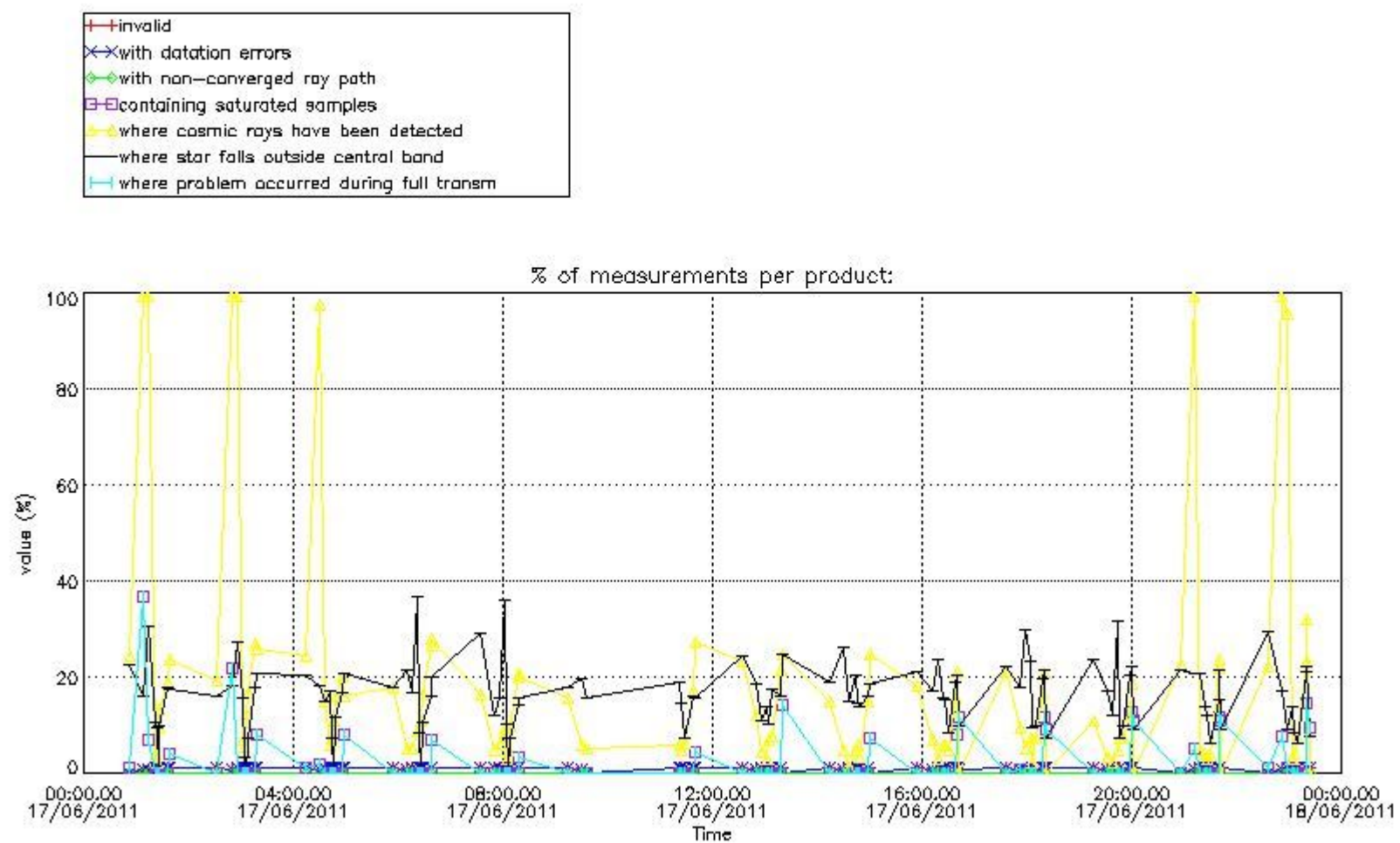


4. Level 1 quality information per product

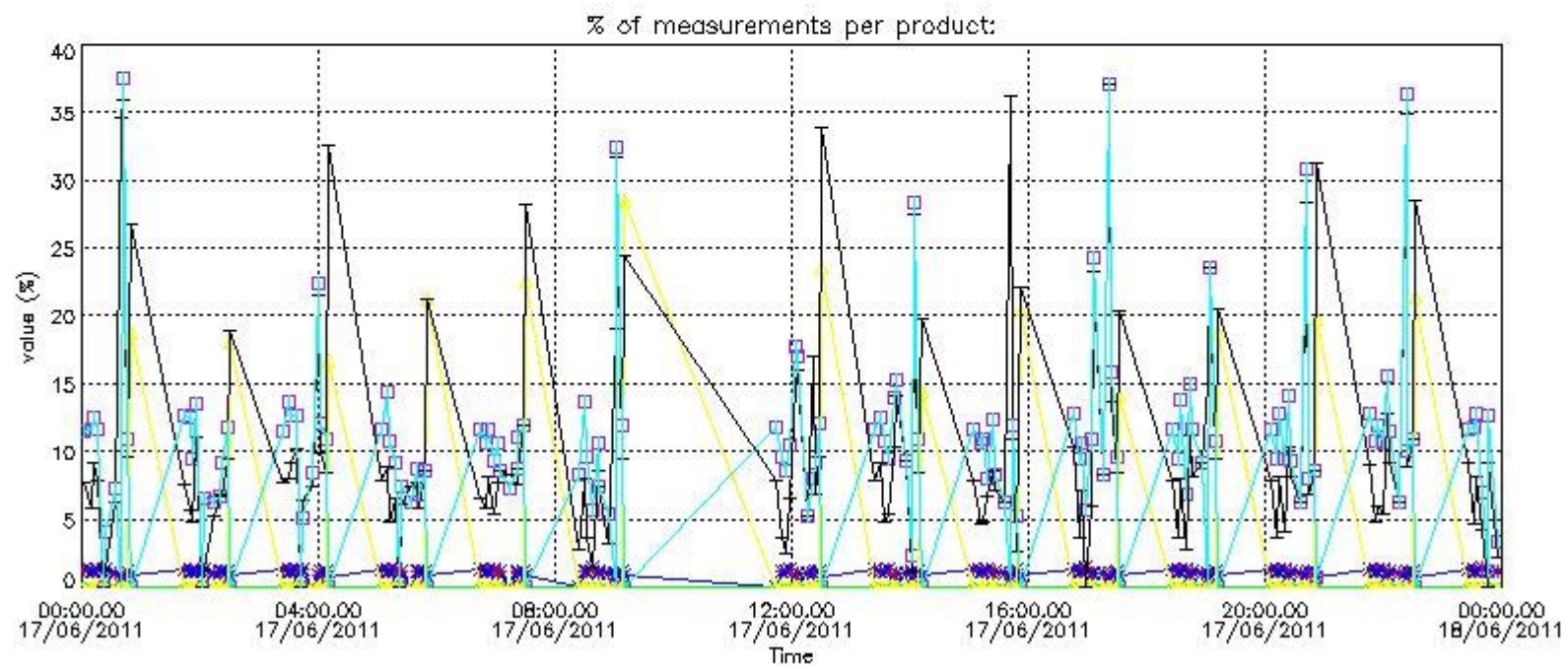
In this section it is plotted some information contained in the Quality Summary data set of the level 2 products that comes from the level 1b processing. Products without errors (error flag in the MPH set to "0") are used.

4.1 Plot quality information per product (time dependant) coming from level 1b processing

4.1.1 Plot level 1 quality information per product (time dependant): ENVISAT ASCENDING passes



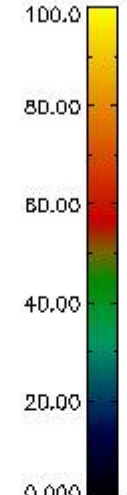
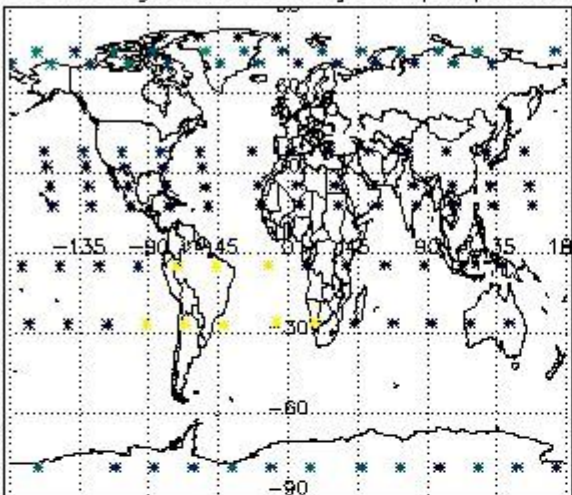
4.1.2 Plot level 1 quality information per product (time dependant): ENVI SAT DESCENDING passes



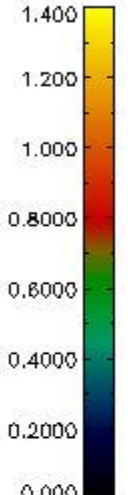
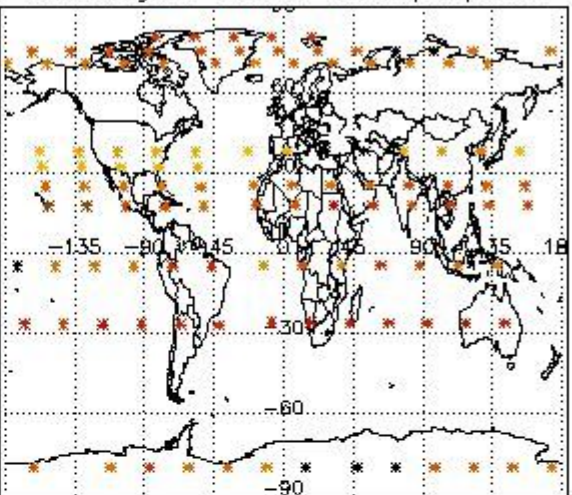
4.2 Plot quality information per product coming from level 1b processing (world map)

4.2.1 Plot level 1 quality information per product (world map): ENVISAT ASCENDING passes

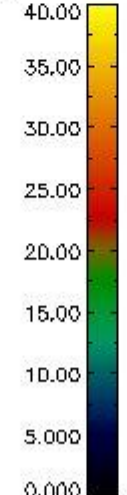
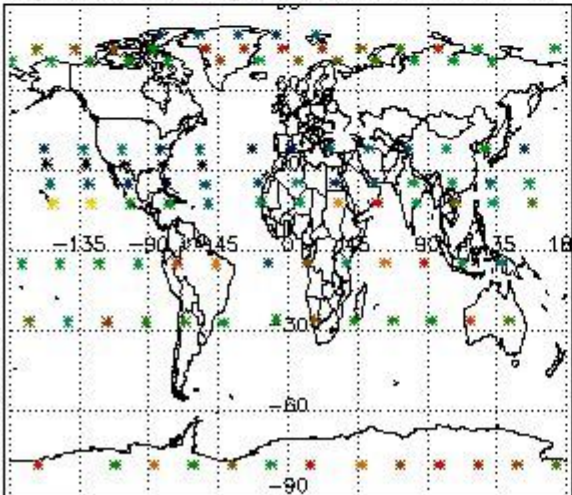
Percentage of cosmic ray hits per profile



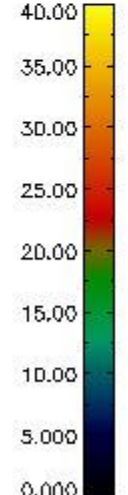
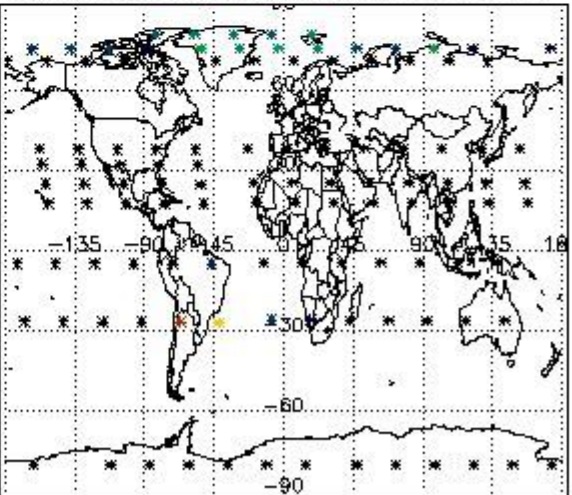
Percentage of datation errors per profile



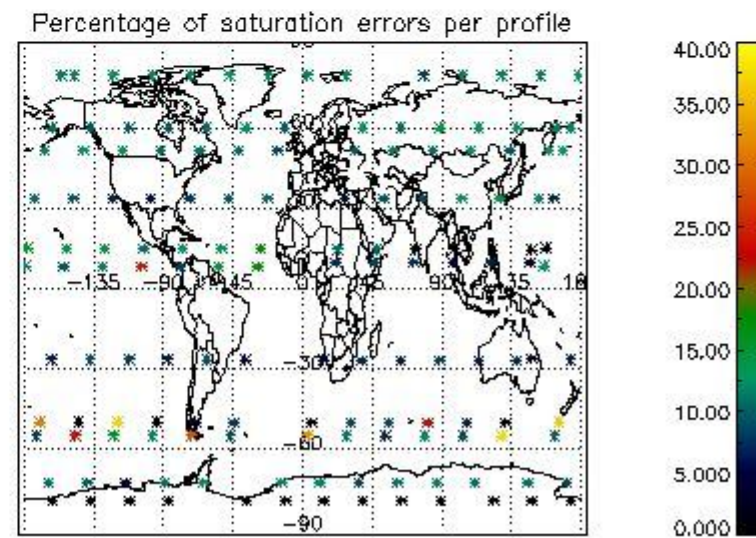
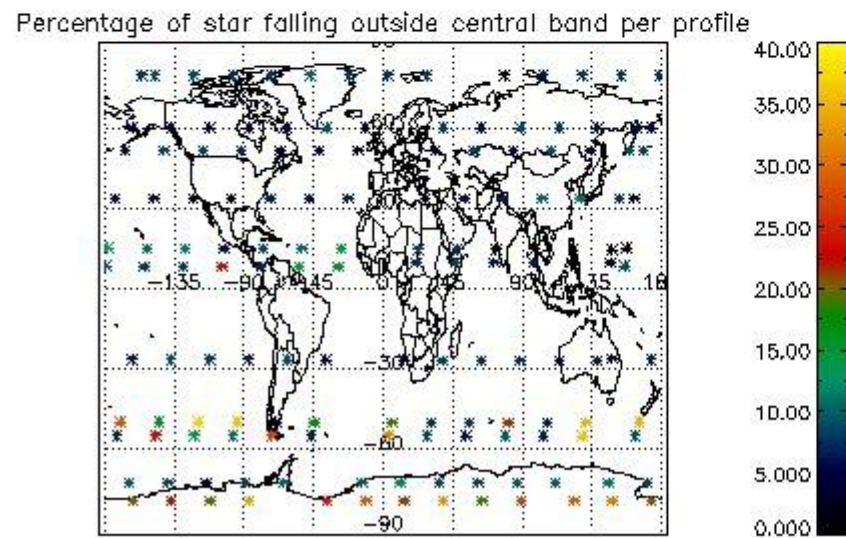
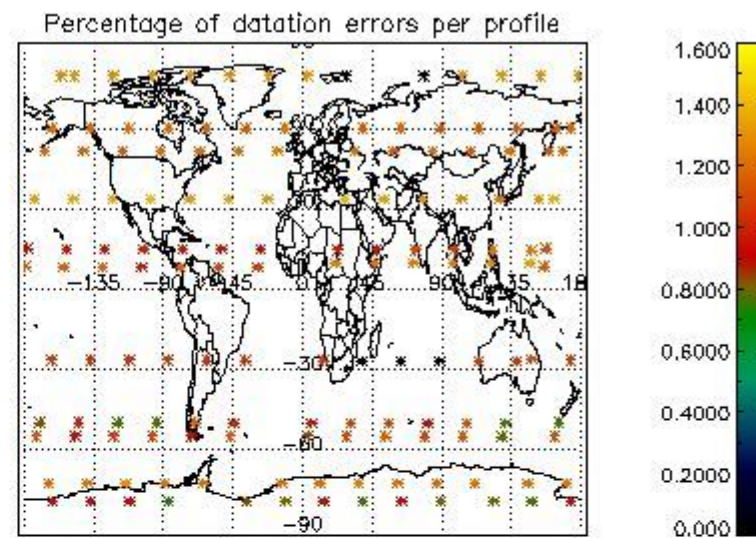
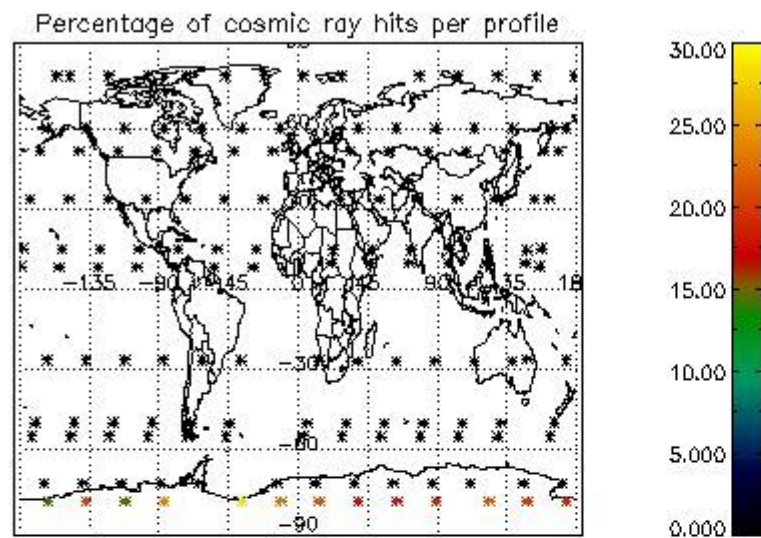
Percentage of star falling outside central band per profile



Percentage of saturation errors per profile



4.2.2 Plot level 1 quality information per product (world map): ENVISAT DESCENDING passes



5. Trace gas profiles

5.1 Ozone statistics based on quality of products

The final quality of the products can be "measured" using the STD (Standard Deviation) attached to every point profile. This information is written to the parameter GOM_NL__2P/NL_LOCAL_SPECIES_DENSITY/o3_std of the level 2 products. The table below shows the statistics for given STD ranges.

The statistics are given with respect to the overall valid production:

- Products without fatal errors: GOM_NL__2P/MPH/PRODUCT_ERR=0
- Valid point profile: GOM_NL__2P/NL_LOCAL_SPECIES_DENSITY/pcd(0)=0

The 'Criteria' is applied to valid points of dark limb products:

- Products in dark limb illumination condition: GOM_NL__2P/NL_SUMMARY_QUALITY/obs_ill_cond=0
- Products without fatal errors: GOM_NL__2P/MPH/PRODUCT_ERR=0
- Valid point profile: GOM_NL__2P/NL_LOCAL_SPECIES_DENSITY/pcd(0)=0

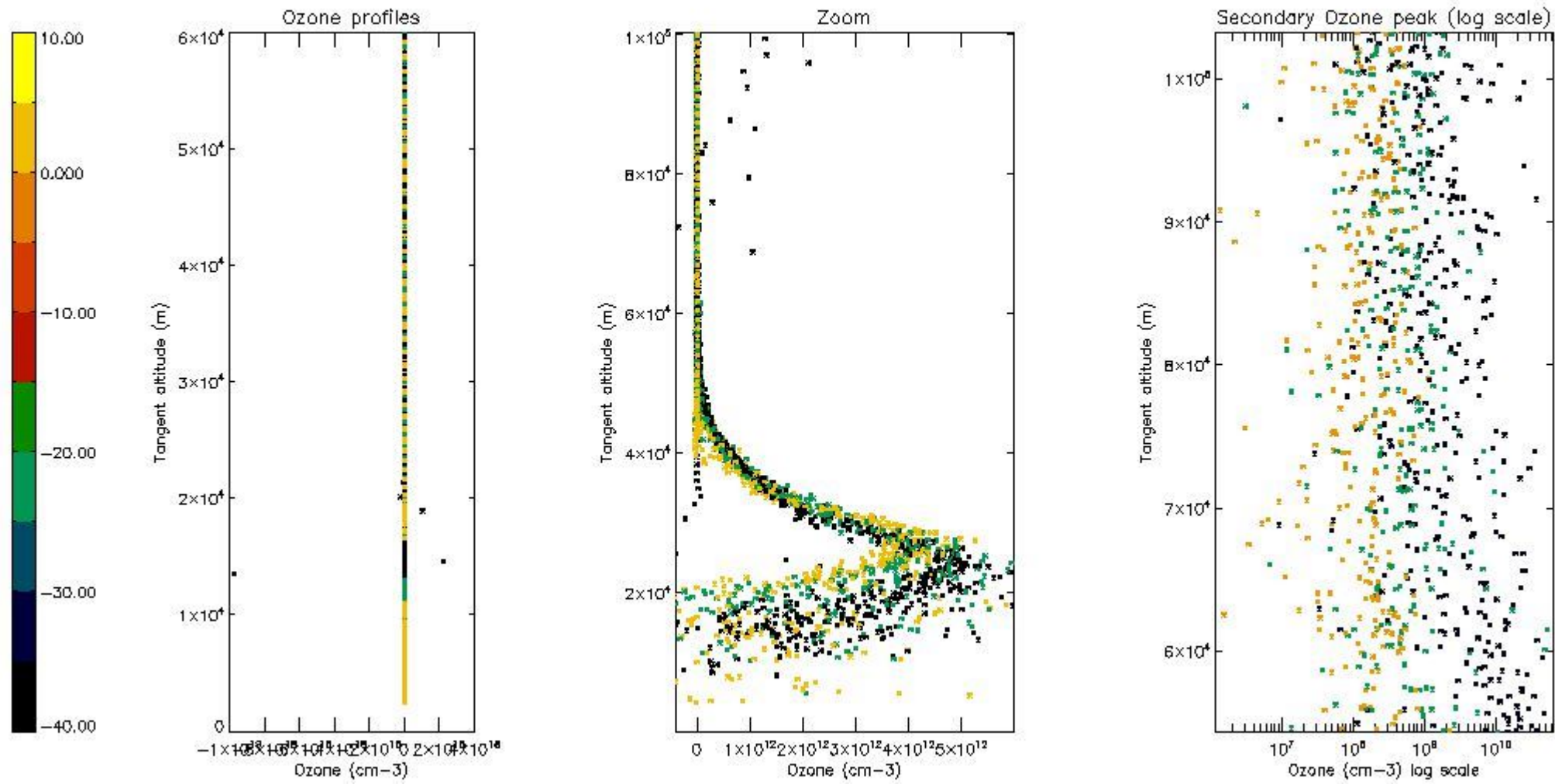
So, the table below shows the percentage of dark limb and valid observations for each criteria with respect to the overall valid daily observations.

Criteria	% of total production
All STD	17
STD < 20	4

STD < 10	2
STD < 5	0

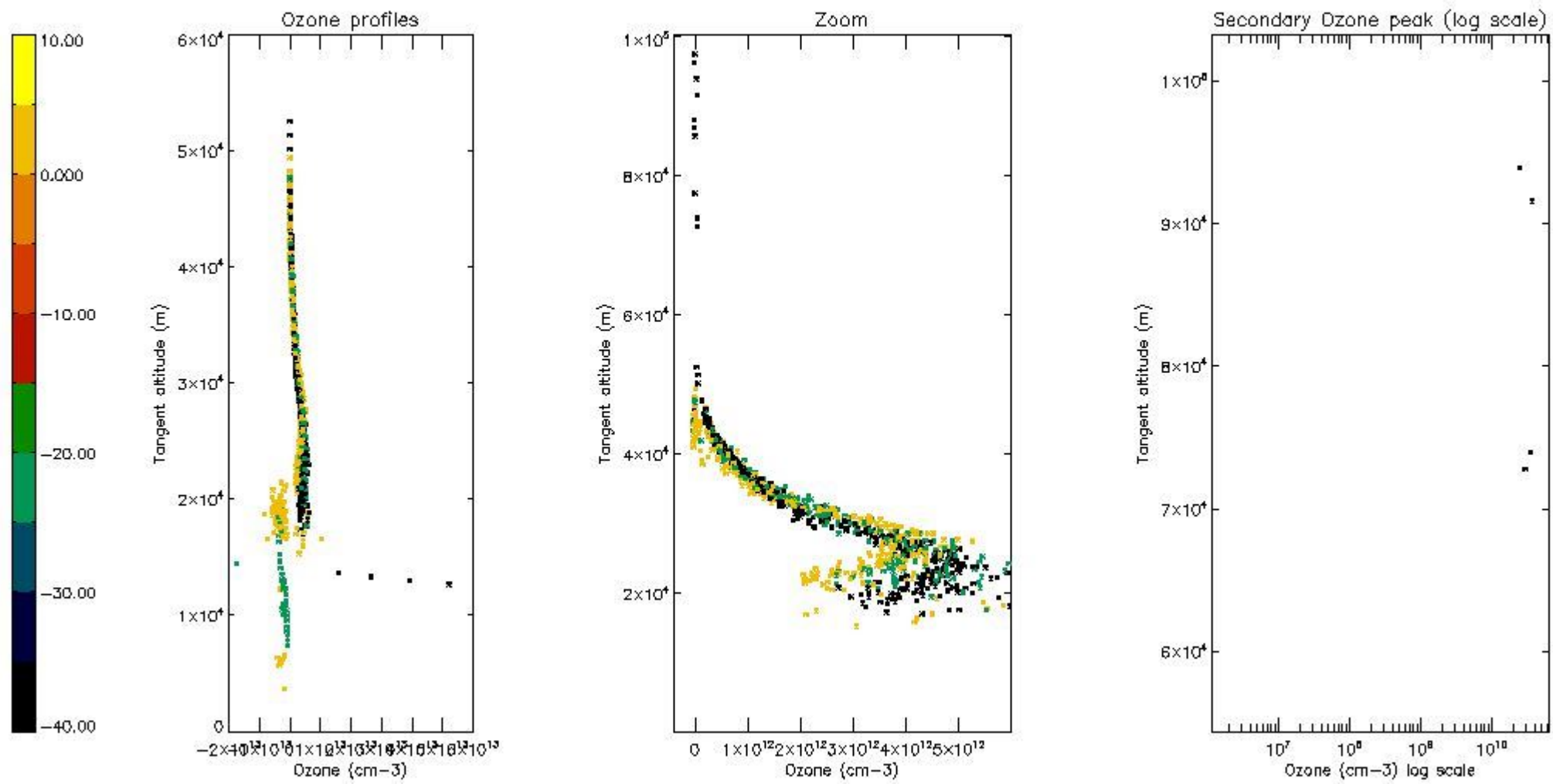
5.2 Plot ozone profiles for all STD (dark without errors)

The colorbar represents the latitude.



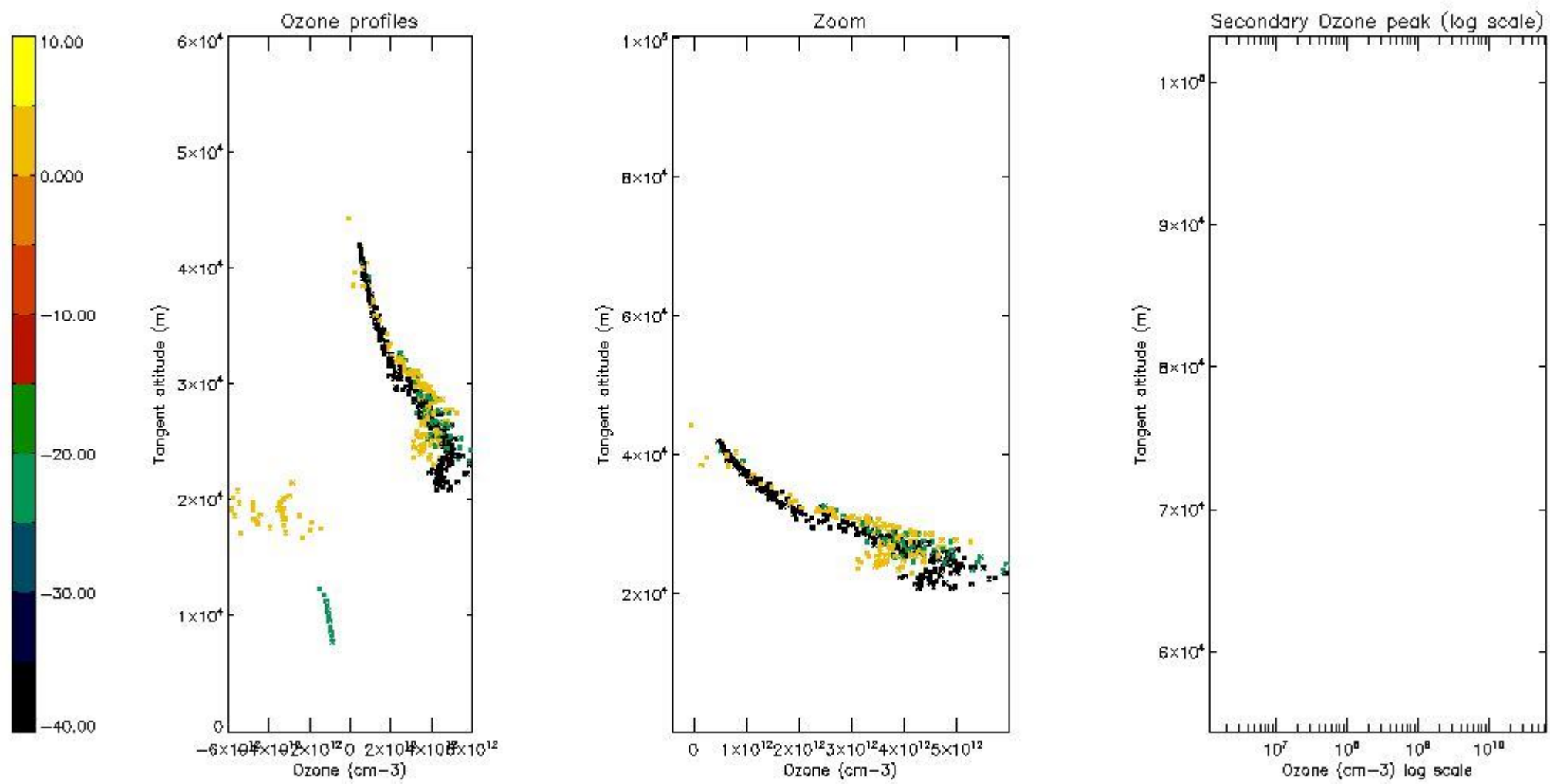
5.3 Plot ozone profiles where STD < 20% (dark without errors)

The colorbar represents the latitude.



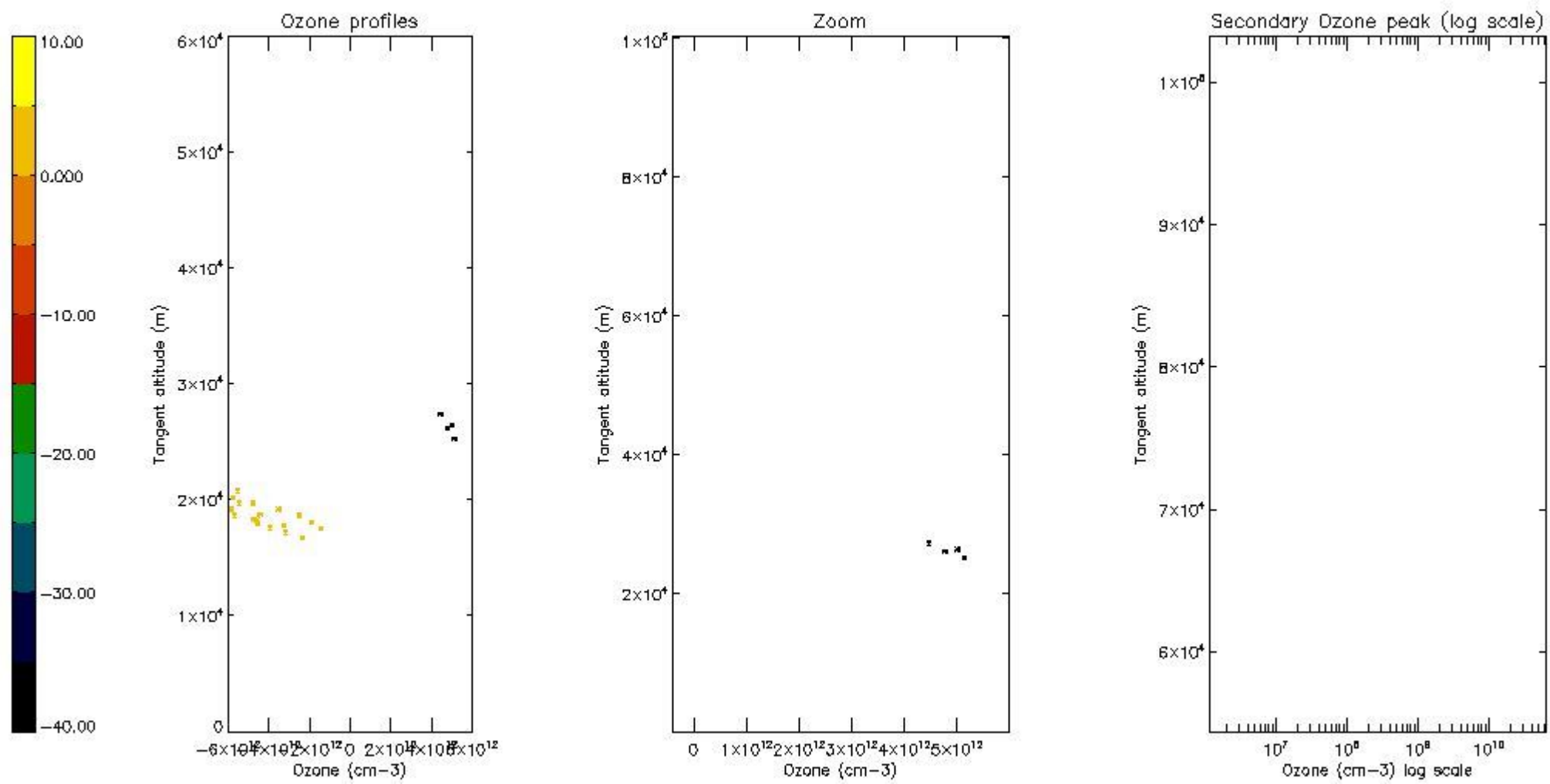
5.4 Plot ozone profiles where STD < 10% (dark without errors)

The colorbar represents the latitude.



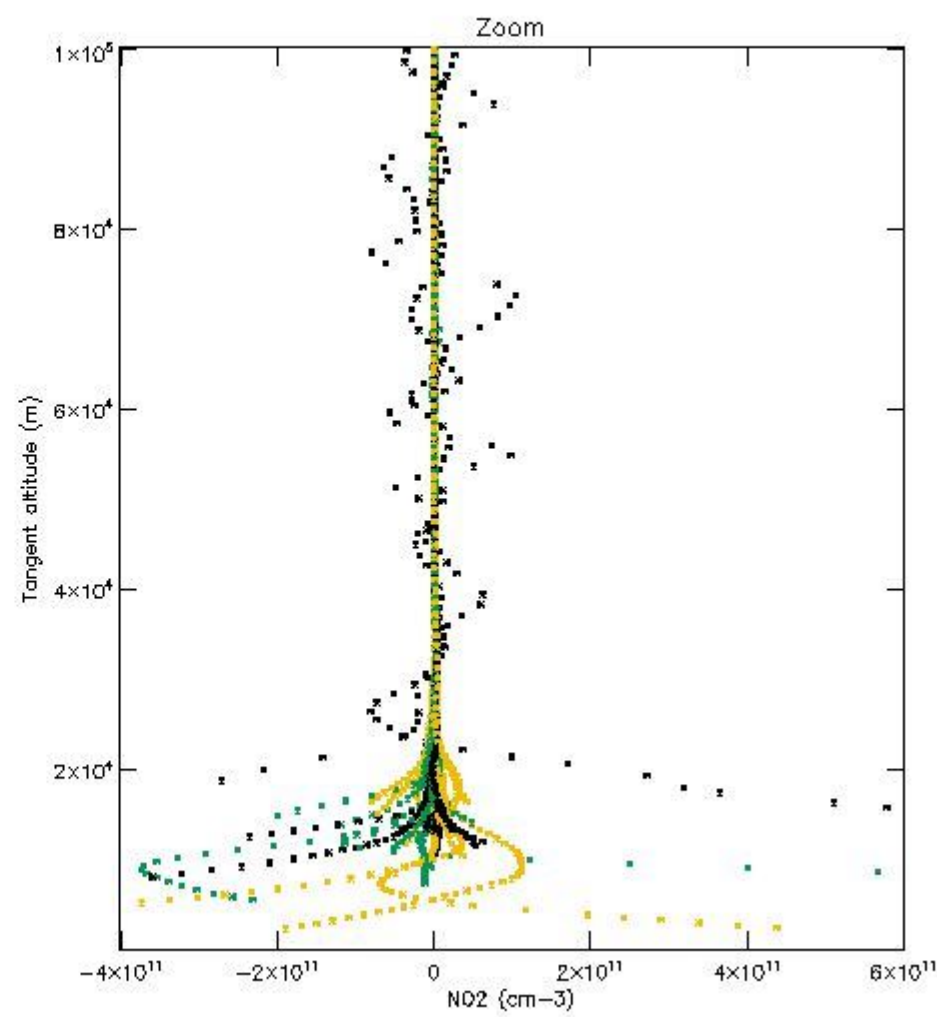
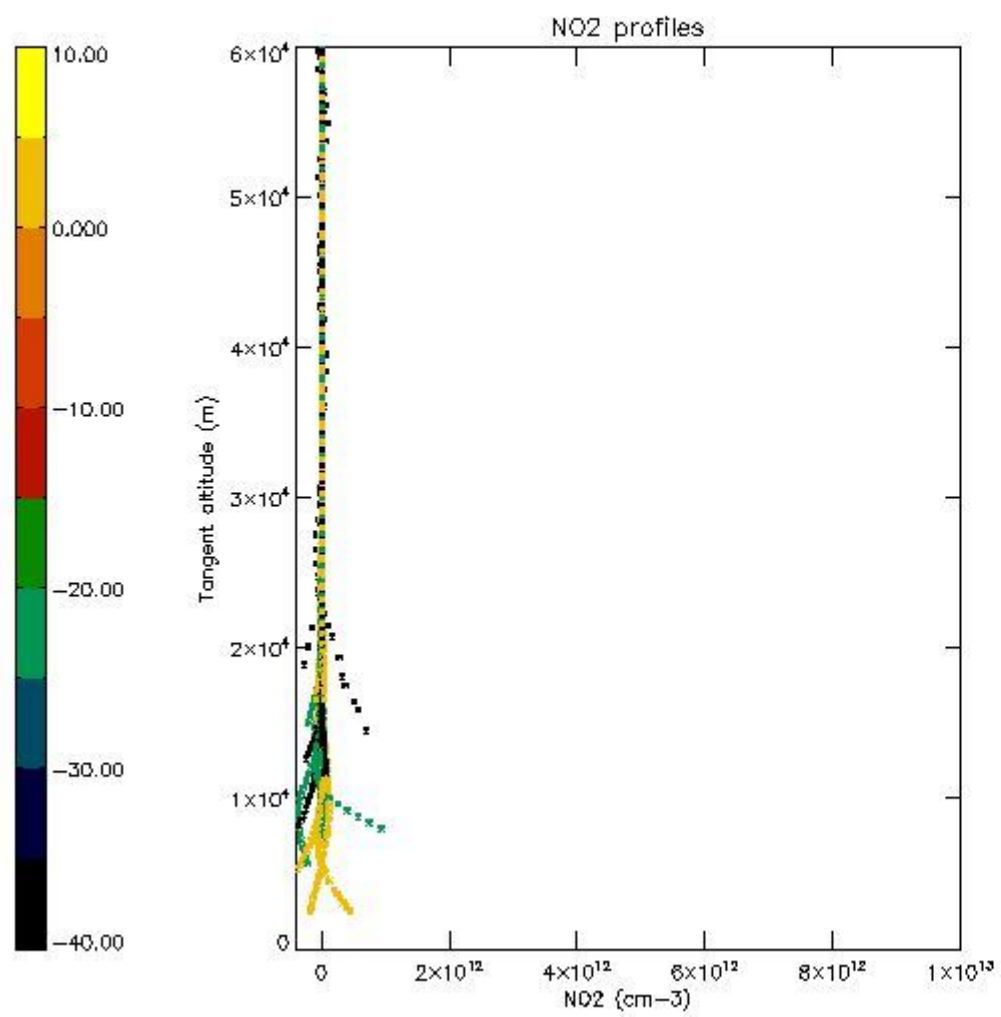
5.5 Plot ozone profiles where STD < 5% (dark without errors)

The colorbar represents the latitude.



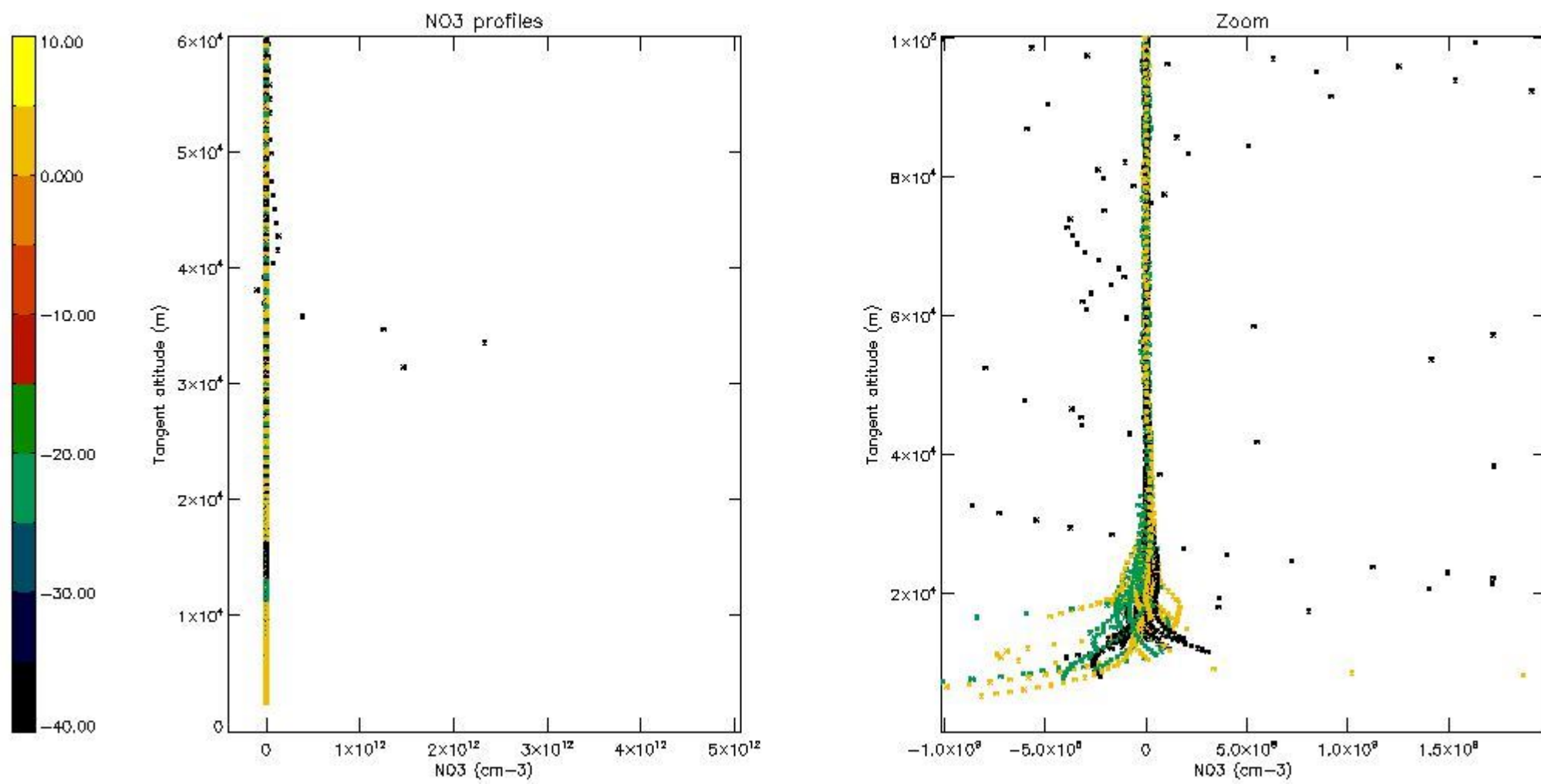
5.6 Plot NO₂ profiles for all STD (dark without errors)

The colorbar represents the latitude.



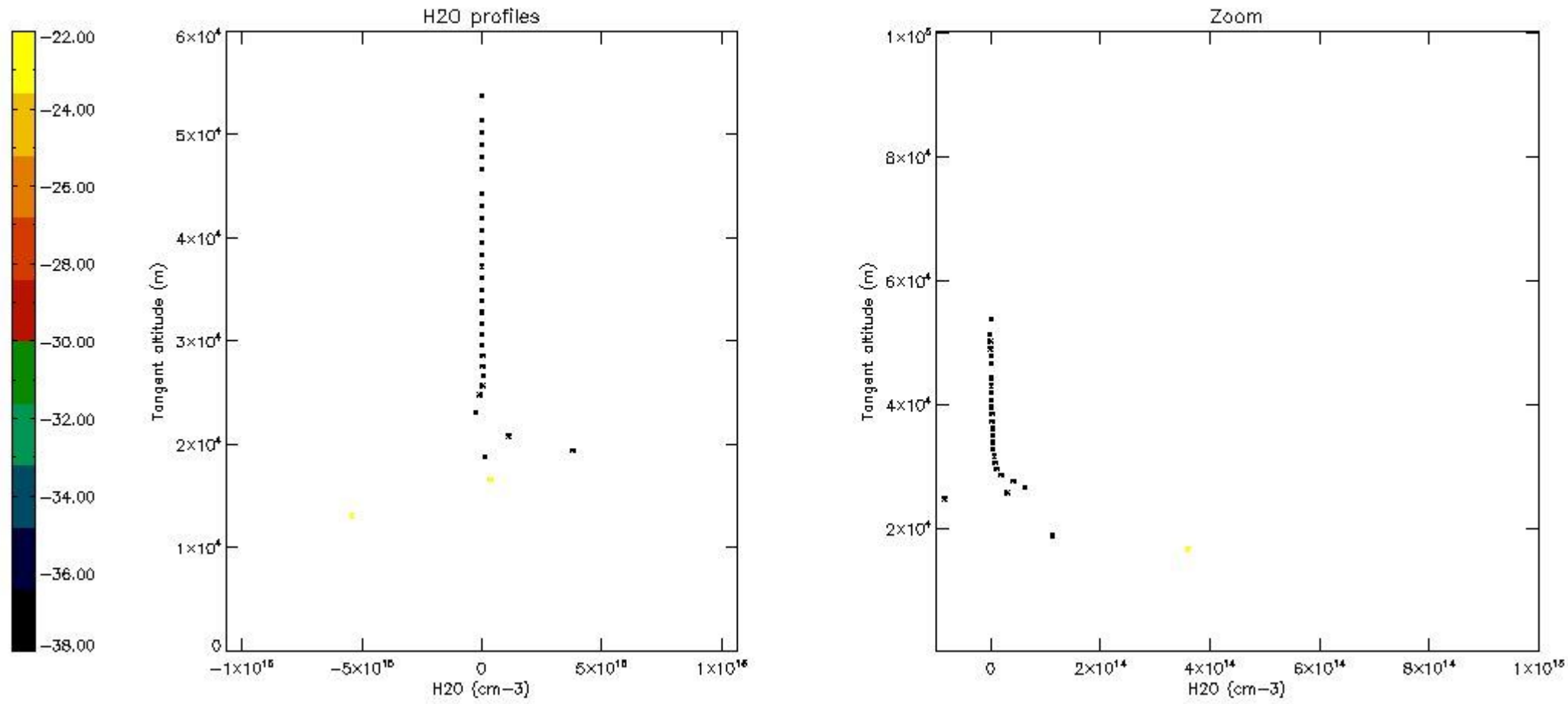
5.7 Plot NO3 profiles for all STD (dark without errors)

The colorbar represents the latitude.



5.8 Plot H2O profiles for all STD (only for occultations of stars 1,2,3,4,13,14,16,26,63 dark without errors)

The colorbar represents the latitude.



6. Auxiliary Data Files used for the production reported in section 2

The number reported in the third column indicates since which file (see list in section 2) the corresponding auxiliary file has been used. The fourth column is the date of those product files.

Type	Auxiliary Filename	Used since product	Used since product date
INST_PHYS_CHARACTERISTICS	GOM_INS_AXVIEC20091111_143220_20030716_120000_20500101_000000	1	17-JUN-2011 00:02:46
LEVEL-2_PROC_CONFIG	GOM_PR2_AXVIEC20091111_152718_20020301_000000_20500101_000000	1	17-JUN-2011 00:02:46
CROSS_SECTIONS_FILE	GOM_CRS_AXVIEC20091111_154832_20020301_000000_20500101_000000	1	17-JUN-2011 00:02:46

GOMOS Level 2 Daily Report

SUMMARY

[1. General Info](#)

[2. Summary of processed GOM_NL_2P products](#)

[3. Level 2 Quality information per product](#)

[3.1 Plot of level 2 quality information per product \(time dependant\)](#)

[3.2 Plot of level 2 quality information per product \(world map\)](#)

[4. Level 1 Quality information per product \(stored on level 2 products\)](#)

[4.1 Plot of level 1 quality information per product \(time dependant\)](#)

[4.1.1 Plot of level 1 quality information per product \(time dependant\): ASCENDING](#)

[4.1.2 Plot of level 1 quality information per product \(time dependant\): DESCENDING](#)

[4.2 Plot of level 1 quality information per product \(world map\)](#)

[4.2.1 Plot of level 1 quality information per product \(world map\): ASCENDING](#)

[4.2.2 Plot of level 1 quality information per product \(world map\): DESCENDING](#)

[5. Ozone profiles based on quality statistics and other trace gas profiles](#)

[5.1 Ozone statistics based on quality of products](#)

[5.2 Plot ozone profiles for all STD \(dark without errors\)](#)

[5.3 Plot ozone profiles where STD < 20% \(dark without errors\)](#)

[5.4. Plot ozone profiles where STD < 10% \(dark without errors\)](#)

[5.5. Plot ozone profiles where STD < 5% \(dark without errors\)](#)

[5.6 Plot NO2 profiles for all STD \(dark without errors\)](#)

[5.7 Plot NO3 profiles for all STD \(dark without errors\)](#)

[5.8 Plot H2O profiles \(only for occultations of stars 1,2,3,4,13,14,16,26,63 dark without errors\) for all STD](#)

[6. Auxiliary Data Files used for the production reported in section 2](#)

This report presents the daily analysis on parameters extracted from GOMOS level 2 data (GOM_NL__2P). It is intended to monitor some important parameters that will impact the quality of these products. A list of level 2 products (and content) that have arrived during the reporting day to the PCF is also given.

Item	Value
Time of report generation	24APR2013 14:51:13
Data source version	GOMOS/6.01
Start time of products	17-06-2011 (17JUN2011 00:00:00)
Stop time of products	18-06-2011 (18JUN2011 00:00:00)
Store outputs in DB	Yes
Nb of level 2 prods	264
Nb of prods with errors	0

2. Summary of processed GOM_NL__2P products.

Nr	Filename	UTC Start time	Limb	Duration	Star Id	Star Name	Star Mag	Star Temp	Nb Meas	Orbit	Prod. error
1	GOM_NL__2PRFIN20110617_000246_000000393103_00318_48608_5353.N1	17-JUN-2011 00:02:46	Bright	39.000	86	35Eta Oph	2.4300	10200.	78	48608	No
2	GOM_NL__2PRFIN20110617_000908_000000433103_00318_48608_5354.N1	17-JUN-2011 00:09:08	Bright	43.000	126	60Bet Oph	2.7700	4250.0	86	48608	No
3	GOM_NL__2PRFIN20110617_001137_000000443103_00318_48608_5355.N1	17-JUN-2011 00:11:37	Bright	44.000	59	55Alp Oph	2.0800	8900.0	88	48608	No
4	GOM_NL__2PRFIN20110617_001641_000000393103_00318_48608_5356.N1	17-JUN-2011 00:16:41	Bright	38.500	133	40Zet Her	2.8070	6000.0	77	48608	No
5	GOM_NL__2PRFIN20110617_002200_000000413103_00318_48608_5357.N1	17-JUN-2011 00:22:00	Bright	41.000	5	3Alp Lyr	0.033000	11000.	82	48608	No
6	GOM_NL__2PRFIN20110617_002321_000000383103_00318_48608_5358.N1	17-JUN-2011 00:23:21	Bright	37.500	130	23Bet Dra	2.7990	5800.0	75	48608	No
7	GOM_NL__2PRFIN20110617_003334_000000483103_00318_48608_5359.N1	17-JUN-2011 00:33:34	Bright	48.000	89	5Alp Cep	2.4510	8000.0	96	48608	No
8	GOM_NL__2PRFIN20110617_004007_000000653103_00318_48608_5360.N1	17-JUN-2011 00:40:07	Bright	65.000	74	11Bet Cas	2.2680	6600.0	130	48608	No
9	GOM_NL__2PRFIN20110617_004133_000000643103_00318_48608_5361.N1	17-JUN-2011 00:41:33	Bright	64.000	68	18Alp Cas	2.2250	4500.0	128	48608	No
10	GOM_NL__2PRFIN20110617_004648_000000423103_00318_48608_5362.N1	17-JUN-2011 00:46:48	Bright	41.500	73	57Gam1And	2.2600	13100.	83	48608	No
11	GOM_NL__2PRFIN20110617_004909_000000623103_00318_48608_5363.N1	17-JUN-2011 00:49:09	Twilight	61.500	53	43Bet And	2.0480	3300.0	123	48608	No
12	GOM_NL__2PRFIN20110617_005244_000000493103_00318_48608_5364.N1	17-JUN-2011 00:52:44	Twilight	49.000	50	13Alp Ari	2.0070	4250.0	98	48608	No
13	GOM_NL__2PRFIN20110617_010845_000000563103_00318_48608_5365.N1	17-JUN-2011 01:08:45	Dark	56.000	52	16Bet Cet	2.0370	4500.0	112	48608	No
14	GOM_NL__2PRFIN20110617_011450_000000583103_00318_48608_5366.N1	17-JUN-2011 01:14:50	Dark	57.500	84	Alp Phe	2.3970	4500.0	115	48608	No
15	GOM_NL__2PRFIN20110617_012107_000000483103_00319_48609_5347.N1	17-JUN-2011 01:21:07	Dark	48.000	63	Bet Gru	2.1500	2800.0	96	48609	No
16	GOM_NL__2PRFIN20110617_012310_000000493103_00319_48609_5348.N1	17-JUN-2011 01:23:10	Straylight	48.500	31	Alp Gru	1.7340	15200.	97	48609	No
17	GOM_NL__2PRFIN20110617_012512_000000423103_00319_48609_5349.N1	17-JUN-2011 01:25:12	Straylight	42.000	172	Gam Gru	3.0030	13100.	84	48609	No
18	GOM_NL__2PRFIN20110617_012649_000000423103_00319_48609_5350.N1	17-JUN-2011 01:26:49	Straylight	41.500	45	Alp Pav	1.9400	26000.	83	48609	No
19	GOM_NL__2PRFIN20110617_013620_000000483103_00319_48609_5351.N1	17-JUN-2011 01:36:20	Twilight	48.000	38	20Eps Sgr	1.8360	11000.	96	48609	No
20	GOM_NL__2PRFIN20110617_013748_000000493103_00319_48609_5352.N1	17-JUN-2011 01:37:48	Twilight	49.000	116	19Del Sgr	2.7000	4100.0	98	48609	No
21	GOM_NL__2PRFIN20110617_014300_000000403103_00319_48609_5353.N1	17-JUN-2011 01:43:00	Bright	39.500	86	35Eta Oph	2.4300	10200.	79	48609	No
22	GOM_NL__2PRFIN20110617_014922_000000443103_00319_48609_5354.N1	17-JUN-2011 01:49:22	Bright	44.000	126	60Bet Oph	2.7700	4250.0	88	48609	No
23	GOM_NL__2PRFIN20110617_015151_000000423103_00319_48609_5355.N1	17-JUN-2011 01:51:51	Bright	42.000	59	55Alp Oph	2.0800	8900.0	84	48609	No
24	GOM_NL__2PRFIN20110617_015654_000000413103_00319_48609_5356.N1	17-JUN-2011 01:56:54	Bright	40.500	133	40Zet Her	2.8070	6000.0	81	48609	No
25	GOM_NL__2PRFIN20110617_020213_000000413103_00319_48609_5357.N1	17-JUN-2011 02:02:13	Bright	41.000	5	3Alp Lyr	0.033000	11000.	82	48609	No
26	GOM_NL__2PRFIN20110617_020335_000000393103_00319_48609_5358.N1	17-JUN-2011 02:03:35	Bright	38.500	130	23Bet Dra	2.7990	5800.0	77	48609	No
27	GOM_NL__2PRFIN20110617_021347_000000483103_00319_48609_5359.N1	17-JUN-2011 02:13:47	Bright	47.500	89	5Alp Cep	2.4510	8000.0	95	48609	No
28	GOM_NL__2PRFIN20110617_022021_000000453103_00319_48609_5360.N1	17-JUN-2011 02:20:21	Bright	44.500	74	11Bet Cas	2.2680	6600.0	89	48609	No
29	GOM_NL__2PRFIN20110617_022146_000000443103_00319_48609_5361.N1	17-JUN-2011 02:21:46	Bright	44.000	68	18Alp Cas	2.2250	4500.0	88	48609	No
30	GOM_NL__2PRFIN20110617_022702_000000433103_00319_48609_5362.N1	17-JUN-2011 02:27:02	Bright	42.500	73	57Gam1And	2.2600	13100.	85	48609	No
31	GOM_NL__2PRFIN20110617_022923_000000563103_00319_48609_5363.N1	17-JUN-2011 02:29:23	Twilight	55.500	53	43Bet And	2.0480	3300.0	111	48609	No
32	GOM_NL__2PRFIN20110617_023258_000000473103_00319_48609_5364.N1	17-JUN-2011 02:32:58	Twilight	46.500	50	13Alp Ari	2.0070	4250.0	93	48609	No
33	GOM_NL__2PRFIN20110617_024900_000000583103_00319_48609_5365.N1	17-JUN-2011 02:49:00	Dark	57.500	52	16Bet Cet	2.0370	4500.0	115	48609	No
34	GOM_NL__2PRFIN20110617_025505_000000553103_00319_48609_5366.N1	17-JUN-2011 02:55:05	Dark	55.000	84	Alp Phe	2.3970	4500.0	110	48609	No
35	GOM_NL__2PRFIN20110617_030122_000000513103_00320_48610_5347.N1	17-JUN-2011 03:01:22	Dark	51.000	63	Bet Gru	2.1500	2800.0	102	48610	No
36	GOM_NL__2PRFIN20110617_030325_000000463103_00320_48610_5348.N1	17-JUN-2011 03:03:25	Straylight	46.000	31	Alp Gru	1.7340	15200.	92	48610	No
37	GOM_NL__2PRFIN20110617_030528_000000413103_00320_48610_5349.N1	17-JUN-2011 03:05:28	Straylight	41.000	172	Gam Gru	3.0030	13100.	82	48610	No
38	GOM_NL__2PRFIN20110617_030704_000000423103_00320_48610_5350.N1	17-JUN-2011 03:07:04	Straylight	41.500	45	Alp Pav	1.9400	26000.	83	48610	No
39	GOM_NL__2PRFIN20110617_031634_000000483103_00320_48610_5351.N1	17-JUN-2011 03:16:34	Twilight	48.000	38	20Eps Sgr	1.8360	11000.	96	48610	No
40	GOM_NL__2PRFIN20110617_031802_000000513103_00320_48610_5352.N1	17-JUN-2011 03:18:02	Twilight	50.500	116	19Del Sgr	2.7000	4100.0	101	48610	No
41	GOM_NL__2PRFIN20110617_032314_000000393103_00320_48610_5353.N1	17-JUN-2011 03:23:14	Bright	39.000	86	35Eta Oph	2.4300	10200.	78	48610	No
42	GOM_NL__2PRFIN20110617_032936_000000443103_00320_48610_5354.N1	17-JUN-2011 03:29:36	Bright	44.000	126	60Bet Oph	2.7700	4250.0	88	48610	No

43	GOM_NL__2PRFIN20110617_033204_000000443103_00320_48610_5355.N1	17-JUN-2011 03:32:04	Bright	43.500	59	55Alp Oph	2.0800	8900.0	87	48610	No
44	GOM_NL__2PRFIN20110617_033708_000000403103_00320_48610_5356.N1	17-JUN-2011 03:37:08	Bright	39.500	133	40Zet Her	2.8070	6000.0	79	48610	No
45	GOM_NL__2PRFIN20110617_034226_000000463103_00320_48610_5357.N1	17-JUN-2011 03:42:26	Bright	46.000	5	3Alp Lyr	0.033000	11000.	92	48610	No
46	GOM_NL__2PRFIN20110617_034349_000000403103_00320_48610_5358.N1	17-JUN-2011 03:43:49	Bright	39.500	130	23Bet Dra	2.7990	5800.0	79	48610	No
47	GOM_NL__2PRFIN20110617_035401_000000483103_00320_48610_5359.N1	17-JUN-2011 03:54:01	Bright	47.500	89	5Alp Cep	2.4510	8000.0	95	48610	No
48	GOM_NL__2PRFIN20110617_040035_000000543103_00320_48610_5360.N1	17-JUN-2011 04:00:35	Bright	53.500	74	11Bet Cas	2.2680	6600.0	107	48610	No
49	GOM_NL__2PRFIN20110617_040200_000000463103_00320_48610_5361.N1	17-JUN-2011 04:02:00	Bright	45.500	68	18Alp Cas	2.2250	4500.0	91	48610	No
50	GOM_NL__2PRFIN20110617_040717_000000423103_00320_48610_5362.N1	17-JUN-2011 04:07:17	Bright	41.500	73	57Gam1And	2.2600	13100.	83	48610	No
51	GOM_NL__2PRFIN20110617_040937_000000663103_00320_48610_5363.N1	17-JUN-2011 04:09:37	Twilight	66.000	53	43Bet And	2.0480	3300.0	132	48610	No
52	GOM_NL__2PRFIN20110617_041312_000000493103_00320_48610_5364.N1	17-JUN-2011 04:13:12	Twilight	49.000	50	13Alp Ari	2.0070	4250.0	98	48610	No
53	GOM_NL__2PRFIN20110617_042915_000000583103_00320_48610_5365.N1	17-JUN-2011 04:29:15	Dark	57.500	52	16Bet Cet	2.0370	4500.0	115	48610	No
54	GOM_NL__2PRFIN20110617_043520_000000473103_00320_48610_5366.N1	17-JUN-2011 04:35:20	Dark	47.000	84	Alp Phe	2.3970	4500.0	94	48610	No
55	GOM_NL__2PRFIN20110617_044137_000000533103_00321_48611_5347.N1	17-JUN-2011 04:41:37	Dark	52.500	63	Bet Gru	2.1500	2800.0	105	48611	No
56	GOM_NL__2PRFIN20110617_044340_000000483103_00321_48611_5348.N1	17-JUN-2011 04:43:40	Straylight	48.000	31	Alp Gru	1.7340	15200.	96	48611	No
57	GOM_NL__2PRFIN20110617_044543_000000413103_00321_48611_5349.N1	17-JUN-2011 04:45:43	Straylight	41.000	172	Gam Gru	3.0030	13100.	82	48611	No
58	GOM_NL__2PRFIN20110617_044718_000000443103_00321_48611_5350.N1	17-JUN-2011 04:47:18	Straylight	43.500	45	Alp Pav	1.9400	26000.	87	48611	No
59	GOM_NL__2PRFIN20110617_045649_000000483103_00321_48611_5351.N1	17-JUN-2011 04:56:49	Twilight	47.500	38	20Eps Sgr	1.8360	11000.	95	48611	No
60	GOM_NL__2PRFIN20110617_045817_000000513103_00321_48611_5352.N1	17-JUN-2011 04:58:17	Twilight	50.500	116	19Del Sgr	2.7000	4100.0	101	48611	No
61	GOM_NL__2PRFIN20110617_050328_000000393103_00321_48611_5353.N1	17-JUN-2011 05:03:28	Bright	38.500	86	35Eta Oph	2.4300	10200.	77	48611	No
62	GOM_NL__2PRFIN20110617_050950_000000453103_00321_48611_5354.N1	17-JUN-2011 05:09:50	Bright	45.000	126	60Bet Oph	2.7700	4250.0	90	48611	No
63	GOM_NL__2PRFIN20110617_051218_000000423103_00321_48611_5355.N1	17-JUN-2011 05:12:18	Bright	42.000	59	55Alp Oph	2.0800	8900.0	84	48611	No
64	GOM_NL__2PRFIN20110617_051722_000000383103_00321_48611_5356.N1	17-JUN-2011 05:17:22	Bright	38.000	133	40Zet Her	2.8070	6000.0	76	48611	No
65	GOM_NL__2PRFIN20110617_052240_000000463103_00321_48611_5357.N1	17-JUN-2011 05:22:40	Bright	46.000	5	3Alp Lyr	0.033000	11000.	92	48611	No
66	GOM_NL__2PRFIN20110617_052403_000000413103_00321_48611_5358.N1	17-JUN-2011 05:24:03	Bright	40.500	130	23Bet Dra	2.7990	5800.0	81	48611	No
67	GOM_NL__2PRFIN20110617_053414_000000483103_00321_48611_5359.N1	17-JUN-2011 05:34:14	Bright	47.500	89	5Alp Cep	2.4510	8000.0	95	48611	No
68	GOM_NL__2PRFIN20110617_054048_000000463103_00321_48611_5360.N1	17-JUN-2011 05:40:48	Bright	45.500	74	11Bet Cas	2.2680	6600.0	91	48611	No
69	GOM_NL__2PRFIN20110617_054214_000000443103_00321_48611_5361.N1	17-JUN-2011 05:42:14	Bright	43.500	68	18Alp Cas	2.2250	4500.0	87	48611	No
70	GOM_NL__2PRFIN20110617_054731_000000413103_00321_48611_5362.N1	17-JUN-2011 05:47:31	Bright	40.500	73	57Gam1And	2.2600	13100.	81	48611	No
71	GOM_NL__2PRFIN20110617_054952_000000573103_00321_48611_5363.N1	17-JUN-2011 05:49:52	Twilight	56.500	53	43Bet And	2.0480	3300.0	113	48611	No
72	GOM_NL__2PRFIN20110617_055326_000000483103_00321_48611_5364.N1	17-JUN-2011 05:53:26	Twilight	47.500	50	13Alp Ari	2.0070	4250.0	95	48611	No
73	GOM_NL__2PRFIN20110617_060931_000000613103_00321_48611_5365.N1	17-JUN-2011 06:09:31	Dark	60.500	52	16Bet Cet	2.0370	4500.0	121	48611	No
74	GOM_NL__2PRFIN20110617_061535_000000483103_00321_48611_5366.N1	17-JUN-2011 06:15:35	Dark	48.000	84	Alp Phe	2.3970	4500.0	96	48611	No
75	GOM_NL__2PRFIN20110617_062152_000000683103_00322_48612_5347.N1	17-JUN-2011 06:21:52	Dark	68.000	63	Bet Gru	2.1500	2800.0	136	48612	No
76	GOM_NL__2PRFIN20110617_062355_000000483103_00322_48612_5348.N1	17-JUN-2011 06:23:55	Straylight	48.000	31	Alp Gru	1.7340	15200.	96	48612	No
77	GOM_NL__2PRFIN20110617_062559_000000413103_00322_48612_5349.N1	17-JUN-2011 06:25:59	Straylight	41.000	172	Gam Gru	3.0030	13100.	82	48612	No
78	GOM_NL__2PRFIN20110617_062733_000000433103_00322_48612_5350.N1	17-JUN-2011 06:27:33	Straylight	42.500	45	Alp Pav	1.9400	26000.	85	48612	No
79	GOM_NL__2PRFIN20110617_063703_000000473103_00322_48612_5351.N1	17-JUN-2011 06:37:03	Twilight	47.000	38	20Eps Sgr	1.8360	11000.	94	48612	No
80	GOM_NL__2PRFIN20110617_063831_000000503103_00322_48612_5352.N1	17-JUN-2011 06:38:31	Twilight	50.000	116	19Del Sgr	2.7000	4100.0	100	48612	No
81	GOM_NL__2PRFIN20110617_064342_000000393103_00322_48612_5353.N1	17-JUN-2011 06:43:42	Bright	38.500	86	35Eta Oph	2.4300	10200.	77	48612	No
82	GOM_NL__2PRFIN20110617_065004_000000433103_00322_48612_5354.N1	17-JUN-2011 06:50:04	Bright	42.500	126	60Bet Oph	2.7700	4250.0	85	48612	No
83	GOM_NL__2PRFIN20110617_065232_000000433103_00322_48612_5355.N1	17-JUN-2011 06:52:32	Bright	43.000	59	55Alp Oph	2.0800	8900.0	86	48612	No
84	GOM_NL__2PRFIN20110617_065736_000000383103_00322_48612_5356.N1	17-JUN-2011 06:57:36	Bright	37.500	133	40Zet Her	2.8070	6000.0	75	48612	No
85	GOM_NL__2PRFIN20110617_070253_000000523103_00322_48612_5357.N1	17-JUN-2011 07:02:53	Bright	52.000	5	3Alp Lyr	0.033000	11000.	104	48612	No
86	GOM_NL__2PRFIN20110617_070416_000000413103_00322_48612_5358.N1	17-JUN-2011 07:04:16	Bright	41.000	130	23Bet Dra	2.7990	5800.0	82	48612	No
87	GOM_NL__2PRFIN20110617_071427_000000483103_00322_48612_5359.N1	17-JUN-2011 07:14:27	Bright	48.000	89	5Alp Cep	2.4510	8000.0	96	48612	No
88	GOM_NL__2PRFIN20110617_072102_000000463103_00322_48612_5360.N1	17-JUN-2011 07:21:02	Bright	46.000	74	11Bet Cas	2.2680	6600.0	92	48612	No
89	GOM_NL__2PRFIN20110617_072228_000000463103_00322_48612_5361.N1	17-JUN-2011 07:22:28	Bright	45.500	68	18Alp Cas	2.2250	4500.0	91	48612	No
90	GOM_NL__2PRFIN20110617_072745_000000423103_00322_48612_5362.N1	17-JUN-2011 07:27:45	Bright	42.000	73	57Gam1And	2.2600	13100.	84	48612	No
91	GOM_NL__2PRFIN20110617_073006_000000623103_00322_48612_5363.N1	17-JUN-2011 07:30:06	Twilight	62.000	53	43Bet And	2.0480	3300.0	124	48612	No
92	GOM_NL__2PRFIN20110617_073341_000000553103_00322_48612_5364.N1	17-JUN-2011 07:33:41	Twilight	55.000	50	13Alp Ari	2.0070	4250.0	110	48612	No
93	GOM_NL__2PRFIN20110617_074946_000000543103_00322_48612_5365.N1	17-JUN-2011 07:49:46	Dark	54.000	52	16Bet Cet	2.0370	4500.0	108	48612	No
94	GOM_NL__2PRFIN20110617_075550_000000483103_00322_48612_5366.N1	17-JUN-2011 07:55:50	Dark	47.500	84	Alp Phe	2.3970	4500.0	95	48612	No
95	GOM_NL__2PRFIN20110617_080207_000000683103_00323_48613_5367.N1	17-JUN-2011 08:02:07	Dark	68.000	63	Bet Gru	2.1500	2800.0	136	48613	No
96	GOM_NL__2PRFIN20110617_080410_000000503103_00323_48613_5368.N1	17-JUN-2011 08:04:10	Straylight	49.500	31	Alp Gru	1.7340	15200.	99	48613	No
97	GOM_NL__2PRFIN20110617_080614_000000413103_00323_48613_5369.N1	17-JUN-2011 08:06:14	Straylight	41.000	172	Gam Gru	3.0030	13100.	82	48613	No
98	GOM_NL__2PRFIN20110617_080748_000000413103_00323_48613_5370.N1	17-JUN-2011 08:07:48	Straylight	41.000	45	Alp Pav	1.9400	26000.	82	48613	No
99	GOM_NL__2PRFIN20110617_081717_000000463103_00323_48613_5371.N1	17-JUN-2011 08:17:17	Twilight	46.000	38	20Eps Sgr	1.8360	11000.	92	48613	No
100	GOM_NL__2PRFIN20110617_081845_000000483103_00323_48613_5372.N1	17-JUN-2011 08:18:45	Twilight	47.500	116	19Del Sgr	2.7000	4100.0	95	48613	No
101	GOM_NL__2PRFIN20110617_082357_000000373103_00323_48613_5373.N1	17-JUN-2011 08:23:57	Bright	36.500	86	35Eta Oph	2.4300	10200.	73	48613	No

102	GOM_NL__2PRFIN20110617_083018_000000443103_00323_48613_5374.N1	17-JUN-2011 08:30:18	Bright	44.000	126	60Bet Oph	2.7700	4250.0	88	48613	No
103	GOM_NL__2PRFIN20110617_083246_000000423103_00323_48613_5375.N1	17-JUN-2011 08:32:46	Bright	41.500	59	55Alp Oph	2.0800	8900.0	83	48613	No
104	GOM_NL__2PRFIN20110617_083750_000000363103_00323_48613_5376.N1	17-JUN-2011 08:37:50	Bright	35.500	133	40Zet Her	2.8070	6000.0	71	48613	No
105	GOM_NL__2PRFIN20110617_084306_000000523103_00323_48613_5377.N1	17-JUN-2011 08:43:06	Bright	52.000	5	3Alp Lyr	0.033000	11000.	104	48613	No
106	GOM_NL__2PRFIN20110617_084430_000000413103_00323_48613_5378.N1	17-JUN-2011 08:44:30	Bright	40.500	130	23Bet Dra	2.7990	5800.0	81	48613	No
107	GOM_NL__2PRFIN20110617_085441_000000473103_00323_48613_5379.N1	17-JUN-2011 08:54:41	Bright	46.500	89	5Alp Cep	2.4510	8000.0	93	48613	No
108	GOM_NL__2PRFIN20110617_090116_000000533103_00323_48613_5380.N1	17-JUN-2011 09:01:16	Bright	52.500	74	11Bet Cas	2.2680	6600.0	105	48613	No
109	GOM_NL__2PRFIN20110617_090241_000000603103_00323_48613_5381.N1	17-JUN-2011 09:02:41	Bright	60.000	68	18Alp Cas	2.2250	4500.0	120	48613	No
110	GOM_NL__2PRFIN20110617_090759_000000423103_00323_48613_5382.N1	17-JUN-2011 09:07:59	Bright	42.000	73	57Gam1And	2.2600	13100.	84	48613	No
111	GOM_NL__2PRFIN20110617_091020_000000603103_00323_48613_5383.N1	17-JUN-2011 09:10:20	Twilight	59.500	53	43Bet And	2.0480	3300.0	119	48613	No
112	GOM_NL__2PRFIN20110617_091355_000000483103_00323_48613_5384.N1	17-JUN-2011 09:13:55	Twilight	47.500	50	13Alp Ari	2.0070	4250.0	95	48613	No
113	GOM_NL__2PRFIN20110617_093001_000000593103_00323_48613_5385.N1	17-JUN-2011 09:30:01	Dark	59.000	52	16Bet Cet	2.0370	4500.0	118	48613	No
114	GOM_NL__2PRFIN20110617_093605_000000483103_00323_48613_5386.N1	17-JUN-2011 09:36:05	Dark	47.500	84	Alp Phe	2.3970	4500.0	95	48613	No
115	GOM_NL__2PRFIN20110617_112237_000000533103_00325_48615_5368.N1	17-JUN-2011 11:22:37	Dark	53.000	63	Bet Gru	2.1500	2800.0	106	48615	No
116	GOM_NL__2PRFIN20110617_112440_000000523103_00325_48615_5369.N1	17-JUN-2011 11:24:40	Straylight	51.500	31	Alp Gru	1.7340	15200.	103	48615	No
117	GOM_NL__2PRFIN20110617_112817_000000413103_00325_48615_5370.N1	17-JUN-2011 11:28:17	Straylight	41.000	45	Alp Pav	1.9400	26000.	82	48615	No
118	GOM_NL__2PRFIN20110617_113746_000000473103_00325_48615_5371.N1	17-JUN-2011 11:37:46	Twilight	46.500	38	20Eps Sgr	1.8360	11000.	93	48615	No
119	GOM_NL__2PRFIN20110617_113914_000000483103_00325_48615_5372.N1	17-JUN-2011 11:39:14	Twilight	47.500	116	19Del Sgr	2.7000	4100.0	95	48615	No
120	GOM_NL__2PRFIN20110617_114425_000000383103_00325_48615_5373.N1	17-JUN-2011 11:44:25	Bright	38.000	86	35Eta Oph	2.4300	10200.	76	48615	No
121	GOM_NL__2PRFIN20110617_115045_000000423103_00325_48615_5374.N1	17-JUN-2011 11:50:45	Bright	41.500	126	60Bet Oph	2.7700	4250.0	83	48615	No
122	GOM_NL__2PRFIN20110617_115313_000000413103_00325_48615_5375.N1	17-JUN-2011 11:53:13	Bright	40.500	59	55Alp Oph	2.0800	8900.0	81	48615	No
123	GOM_NL__2PRFIN20110617_115817_000000383103_00325_48615_5376.N1	17-JUN-2011 11:58:17	Bright	38.000	133	40Zet Her	2.8070	6000.0	76	48615	No
124	GOM_NL__2PRFIN20110617_120332_000000573103_00325_48615_5377.N1	17-JUN-2011 12:03:32	Bright	56.500	5	3Alp Lyr	0.033000	11000.	113	48615	No
125	GOM_NL__2PRFIN20110617_120522_000000473103_00325_48615_5378.N1	17-JUN-2011 12:05:22	Bright	47.000	69	33Gam Dra	2.2310	3800.0	94	48615	No
126	GOM_NL__2PRFIN20110617_121507_000000483103_00325_48615_5379.N1	17-JUN-2011 12:15:07	Bright	48.000	89	5Alp Cep	2.4510	8000.0	96	48615	No
127	GOM_NL__2PRFIN20110617_122143_000000503103_00325_48615_5380.N1	17-JUN-2011 12:21:43	Bright	50.000	74	11Bet Cas	2.2680	6600.0	100	48615	No
128	GOM_NL__2PRFIN20110617_122309_000000443103_00325_48615_5381.N1	17-JUN-2011 12:23:09	Bright	44.000	68	18Alp Cas	2.2250	4500.0	88	48615	No
129	GOM_NL__2PRFIN20110617_122827_000000423103_00325_48615_5382.N1	17-JUN-2011 12:28:27	Bright	41.500	73	57Gam1And	2.2600	13100.	83	48615	No
130	GOM_NL__2PRFIN20110617_123048_000000683103_00325_48615_5383.N1	17-JUN-2011 12:30:48	Twilight	68.000	53	43Bet And	2.0480	3300.0	136	48615	No
131	GOM_NL__2PRFIN20110617_123423_000000523103_00325_48615_5384.N1	17-JUN-2011 12:34:23	Twilight	51.500	50	13Alp Ari	2.0070	4250.0	103	48615	No
132	GOM_NL__2PRFIN20110617_125031_000000593103_00325_48615_5385.N1	17-JUN-2011 12:50:31	Dark	59.000	52	16Bet Cet	2.0370	4500.0	118	48615	No
133	GOM_NL__2PRFIN20110617_125634_000000463103_00325_48615_5386.N1	17-JUN-2011 12:56:34	Dark	45.500	84	Alp Phe	2.3970	4500.0	91	48615	No
134	GOM_NL__2PRFIN20110617_130252_000000513103_00326_48616_5372.N1	17-JUN-2011 13:02:52	Dark	50.500	63	Bet Gru	2.1500	2800.0	101	48616	No
135	GOM_NL__2PRFIN20110617_130454_000000503103_00326_48616_5373.N1	17-JUN-2011 13:04:54	Straylight	49.500	31	Alp Gru	1.7340	15200.	99	48616	No
136	GOM_NL__2PRFIN20110617_130831_000000463103_00326_48616_5374.N1	17-JUN-2011 13:08:31	Straylight	46.000	45	Alp Pav	1.9400	26000.	92	48616	No
137	GOM_NL__2PRFIN20110617_131800_000000473103_00326_48616_5375.N1	17-JUN-2011 13:18:00	Twilight	47.000	38	20Eps Sgr	1.8360	11000.	94	48616	No
138	GOM_NL__2PRFIN20110617_131928_000000533103_00326_48616_5376.N1	17-JUN-2011 13:19:28	Twilight	52.500	116	19Del Sgr	2.7000	4100.0	105	48616	No
139	GOM_NL__2PRFIN20110617_132439_000000393103_00326_48616_5377.N1	17-JUN-2011 13:24:39	Bright	38.500	86	35Eta Oph	2.4300	10200.	77	48616	No
140	GOM_NL__2PRFIN20110617_133059_000000443103_00326_48616_5378.N1	17-JUN-2011 13:30:59	Bright	44.000	126	60Bet Oph	2.7700	4250.0	88	48616	No
141	GOM_NL__2PRFIN20110617_133327_000000423103_00326_48616_5379.N1	17-JUN-2011 13:33:27	Bright	42.000	59	55Alp Oph	2.0800	8900.0	84	48616	No
142	GOM_NL__2PRFIN20110617_133831_000000373103_00326_48616_5380.N1	17-JUN-2011 13:38:31	Bright	37.000	133	40Zet Her	2.8070	6000.0	74	48616	No
143	GOM_NL__2PRFIN20110617_134345_000000543103_00326_48616_5381.N1	17-JUN-2011 13:43:45	Bright	53.500	5	3Alp Lyr	0.033000	11000.	107	48616	No
144	GOM_NL__2PRFIN20110617_134536_000000463103_00326_48616_5382.N1	17-JUN-2011 13:45:36	Bright	46.000	69	33Gam Dra	2.2310	3800.0	92	48616	No
145	GOM_NL__2PRFIN20110617_135521_000000493103_00326_48616_5383.N1	17-JUN-2011 13:55:21	Bright	48.500	89	5Alp Cep	2.4510	8000.0	97	48616	No
146	GOM_NL__2PRFIN20110617_140156_000000433103_00326_48616_5384.N1	17-JUN-2011 14:01:56	Bright	42.500	74	11Bet Cas	2.2680	6600.0	85	48616	No
147	GOM_NL__2PRFIN20110617_140322_000000573103_00326_48616_5385.N1	17-JUN-2011 14:03:22	Bright	56.500	68	18Alp Cas	2.2250	4500.0	113	48616	No
148	GOM_NL__2PRFIN20110617_140841_000000423103_00326_48616_5386.N1	17-JUN-2011 14:08:41	Bright	41.500	73	57Gam1And	2.2600	13100.	83	48616	No
149	GOM_NL__2PRFIN20110617_141102_000000563103_00326_48616_5387.N1	17-JUN-2011 14:11:02	Twilight	55.500	53	43Bet And	2.0480	3300.0	111	48616	No
150	GOM_NL__2PRFIN20110617_141438_000000483103_00326_48616_5388.N1	17-JUN-2011 14:14:38	Twilight	47.500	50	13Alp Ari	2.0070	4250.0	95	48616	No
151	GOM_NL__2PRFIN20110617_143046_000000653103_00326_48616_5389.N1	17-JUN-2011 14:30:46	Dark	65.000	52	16Bet Cet	2.0370	4500.0	130	48616	No
152	GOM_NL__2PRFIN20110617_143649_000000483103_00326_48616_5390.N1	17-JUN-2011 14:36:49	Dark	47.500	84	Alp Phe	2.3970	4500.0	95	48616	No
153	GOM_NL__2PRFIN20110617_144307_000000553103_00327_48617_5372.N1	17-JUN-2011 14:43:07	Dark	54.500	63	Bet Gru	2.1500	2800.0	109	48617	No
154	GOM_NL__2PRFIN20110617_144509_000000523103_00327_48617_5373.N1	17-JUN-2011 14:45:09	Straylight	52.000	31	Alp Gru	1.7340	15200.	104	48617	No
155	GOM_NL__2PRFIN20110617_144846_000000443103_00327_48617_5374.N1	17-JUN-2011 14:48:46	Straylight	44.000	45	Alp Pav	1.9400	26000.	88	48617	No
156	GOM_NL__2PRFIN20110617_145815_000000473103_00327_48617_5375.N1	17-JUN-2011 14:58:15	Twilight	47.000	38	20Eps Sgr	1.8360	11000.	94	48617	No
157	GOM_NL__2PRFIN20110617_145942_000000493103_00327_48617_5376.N1	17-JUN-2011 14:59:42	Twilight	48.500	116	19Del Sgr	2.7000	4100.0	97	48617	No
158	GOM_NL__2PRFIN20110617_150453_000000393103_00327_48617_5377.N1	17-JUN-2011 15:04:53	Bright	38.500	86	35Eta Oph	2.4300	10200.	77	48617	No
159	GOM_NL__2PRFIN20110617_151113_000000433103_00327_48617_5378.N1	17-JUN-2011 15:11:13	Bright	42.500	126	60Bet Oph	2.7700	4250.0	85	48617	No
160	GOM_NL__2PRFIN20110617_151341_000000423103_00327_48617_5379.N1	17-JUN-2011 15:13:41	Bright	41.500	59	55Alp Oph	2.0800	8900.0	83	48617	No

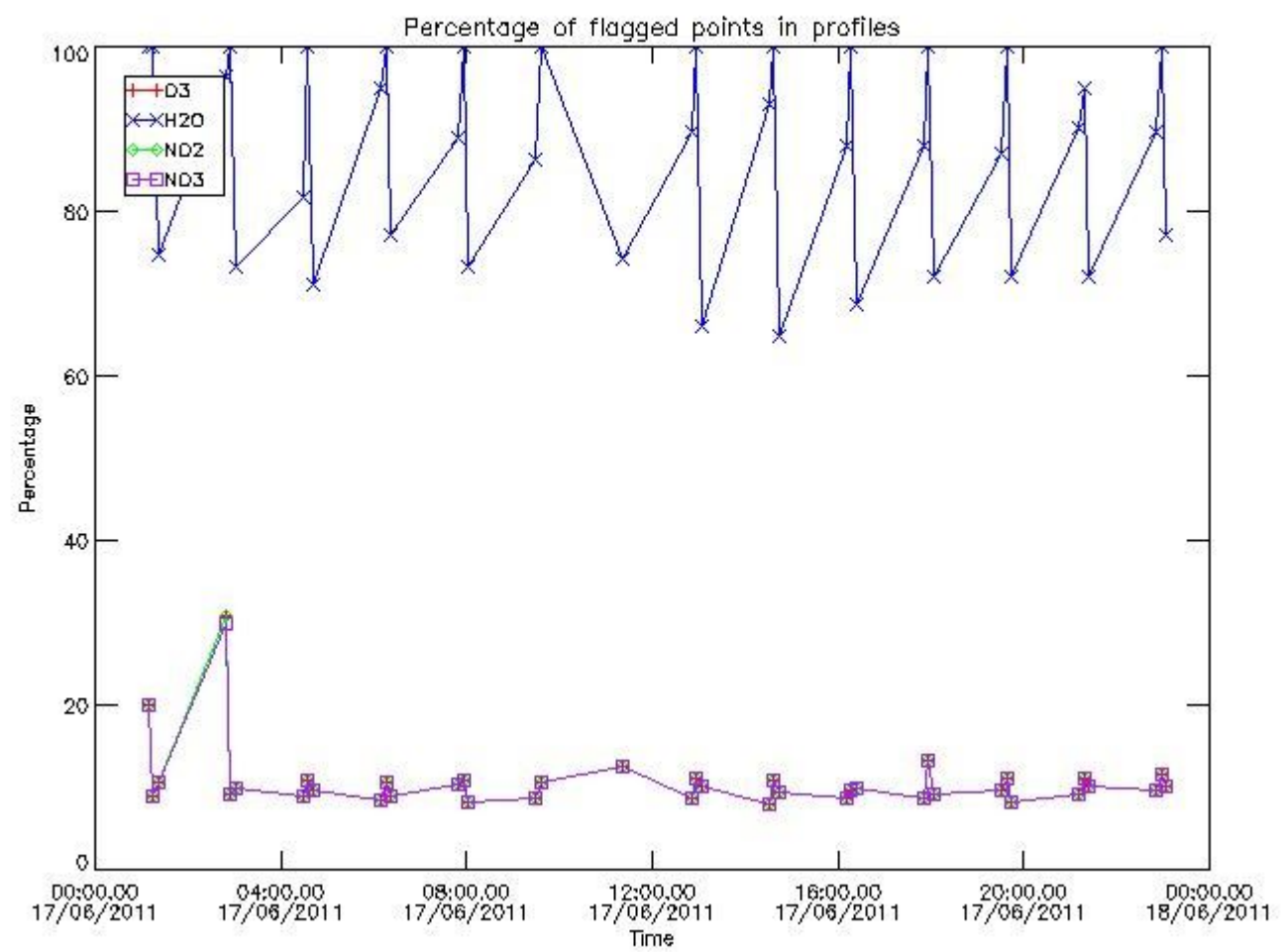
161	GOM_NL__2PRFIN20110617_151845_000000383103_00327_48617_5380.N1	17-JUN-2011 15:18:45	Bright	37.500	133	40Zet Her	2.8070	6000.0	75	48617	No
162	GOM_NL__2PRFIN20110617_152359_000000533103_00327_48617_5381.N1	17-JUN-2011 15:23:59	Bright	52.500	5	3Alp Lyr	0.033000	11000.	105	48617	No
163	GOM_NL__2PRFIN20110617_152549_000000433103_00327_48617_5382.N1	17-JUN-2011 15:25:49	Bright	42.500	69	33Gam Dra	2.2310	3800.0	85	48617	No
164	GOM_NL__2PRFIN20110617_153534_000000483103_00327_48617_5383.N1	17-JUN-2011 15:35:34	Bright	47.500	89	5Alp Cep	2.4510	8000.0	95	48617	No
165	GOM_NL__2PRFIN20110617_154210_000000653103_00327_48617_5384.N1	17-JUN-2011 15:42:10	Bright	65.000	74	11Bet Cas	2.2680	6600.0	130	48617	No
166	GOM_NL__2PRFIN20110617_154336_000000463103_00327_48617_5385.N1	17-JUN-2011 15:43:36	Bright	46.000	68	18Alp Cas	2.2250	4500.0	92	48617	No
167	GOM_NL__2PRFIN20110617_154855_000000393103_00327_48617_5386.N1	17-JUN-2011 15:48:55	Bright	38.500	73	57Gam1And	2.2600	13100.	77	48617	No
168	GOM_NL__2PRFIN20110617_155116_000000573103_00327_48617_5387.N1	17-JUN-2011 15:51:16	Twilight	56.500	53	43Bet And	2.0480	3300.0	113	48617	No
169	GOM_NL__2PRFIN20110617_155452_000000503103_00327_48617_5388.N1	17-JUN-2011 15:54:52	Twilight	49.500	50	13Alp Ari	2.0070	4250.0	99	48617	No
170	GOM_NL__2PRFIN20110617_161101_000000583103_00327_48617_5389.N1	17-JUN-2011 16:11:01	Dark	58.000	52	16Bet Cet	2.0370	4500.0	116	48617	No
171	GOM_NL__2PRFIN20110617_161704_000000533103_00327_48617_5390.N1	17-JUN-2011 16:17:04	Dark	53.000	84	Alp Phe	2.3970	4500.0	106	48617	No
172	GOM_NL__2PRFIN20110617_162322_000000523103_00328_48618_5372.N1	17-JUN-2011 16:23:22	Dark	51.500	63	Bet Gru	2.1500	2800.0	103	48618	No
173	GOM_NL__2PRFIN20110617_162525_000000533103_00328_48618_5373.N1	17-JUN-2011 16:25:25	Straylight	52.500	31	Alp Gru	1.7340	15200.	105	48618	No
174	GOM_NL__2PRFIN20110617_162901_000000423103_00328_48618_5374.N1	17-JUN-2011 16:29:01	Straylight	41.500	45	Alp Pav	1.9400	26000.	83	48618	No
175	GOM_NL__2PRFIN20110617_163829_000000483103_00328_48618_5375.N1	17-JUN-2011 16:38:29	Twilight	48.000	38	20Eps Sgr	1.8360	11000.	96	48618	No
176	GOM_NL__2PRFIN20110617_163957_000000503103_00328_48618_5376.N1	17-JUN-2011 16:39:57	Twilight	49.500	116	19Del Sgr	2.7000	4100.0	99	48618	No
177	GOM_NL__2PRFIN20110617_164209_000000563103_00328_48618_5377.N1	17-JUN-2011 16:42:09	Bright	55.500	155	41Pi Sgr	2.9000	6600.0	111	48618	No
178	GOM_NL__2PRFIN20110617_164507_000000393103_00328_48618_5378.N1	17-JUN-2011 16:45:07	Bright	39.000	86	35Eta Oph	2.4300	10200.	78	48618	No
179	GOM_NL__2PRFIN20110617_165127_000000423103_00328_48618_5379.N1	17-JUN-2011 16:51:27	Bright	42.000	126	60Bet Oph	2.7700	4250.0	84	48618	No
180	GOM_NL__2PRFIN20110617_165354_000000433103_00328_48618_5380.N1	17-JUN-2011 16:53:54	Bright	42.500	59	55Alp Oph	2.0800	8900.0	85	48618	No
181	GOM_NL__2PRFIN20110617_165859_000000363103_00328_48618_5381.N1	17-JUN-2011 16:58:59	Bright	35.500	133	40Zet Her	2.8070	6000.0	71	48618	No
182	GOM_NL__2PRFIN20110617_170412_000000513103_00328_48618_5382.N1	17-JUN-2011 17:04:12	Bright	50.500	5	3Alp Lyr	0.033000	11000.	101	48618	No
183	GOM_NL__2PRFIN20110617_170603_000000523103_00328_48618_5383.N1	17-JUN-2011 17:06:03	Bright	51.500	69	33Gam Dra	2.2310	3800.0	103	48618	No
184	GOM_NL__2PRFIN20110617_171547_000000493103_00328_48618_5384.N1	17-JUN-2011 17:15:47	Bright	48.500	89	5Alp Cep	2.4510	8000.0	97	48618	No
185	GOM_NL__2PRFIN20110617_172224_000000663103_00328_48618_5385.N1	17-JUN-2011 17:22:24	Bright	66.000	74	11Bet Cas	2.2680	6600.0	132	48618	No
186	GOM_NL__2PRFIN20110617_172350_000000483103_00328_48618_5386.N1	17-JUN-2011 17:23:50	Bright	47.500	68	18Alp Cas	2.2250	4500.0	95	48618	No
187	GOM_NL__2PRFIN20110617_172909_000000423103_00328_48618_5387.N1	17-JUN-2011 17:29:09	Bright	41.500	73	57Gam1And	2.2600	13100.	83	48618	No
188	GOM_NL__2PRFIN20110617_173130_000000573103_00328_48618_5388.N1	17-JUN-2011 17:31:30	Twilight	56.500	53	43Bet And	2.0480	3300.0	113	48618	No
189	GOM_NL__2PRFIN20110617_173506_000000503103_00328_48618_5389.N1	17-JUN-2011 17:35:06	Twilight	50.000	50	13Alp Ari	2.0070	4250.0	100	48618	No
190	GOM_NL__2PRFIN20110617_175116_000000593103_00328_48618_5390.N1	17-JUN-2011 17:51:16	Dark	58.500	52	16Bet Cet	2.0370	4500.0	117	48618	No
191	GOM_NL__2PRFIN20110617_175719_000000573103_00328_48618_5391.N1	17-JUN-2011 17:57:19	Dark	57.000	84	Alp Phe	2.3970	4500.0	114	48618	No
192	GOM_NL__2PRFIN20110617_180337_000000563103_00329_48619_5372.N1	17-JUN-2011 18:03:37	Dark	56.000	63	Bet Gru	2.1500	2800.0	112	48619	No
193	GOM_NL__2PRFIN20110617_180540_000000493103_00329_48619_5373.N1	17-JUN-2011 18:05:40	Straylight	48.500	31	Alp Gru	1.7340	15200.	97	48619	No
194	GOM_NL__2PRFIN20110617_180915_000000423103_00329_48619_5374.N1	17-JUN-2011 18:09:15	Straylight	41.500	45	Alp Pav	1.9400	26000.	83	48619	No
195	GOM_NL__2PRFIN20110617_181844_000000493103_00329_48619_5375.N1	17-JUN-2011 18:18:44	Twilight	48.500	38	20Eps Sgr	1.8360	11000.	97	48619	No
196	GOM_NL__2PRFIN20110617_182011_000000513103_00329_48619_5376.N1	17-JUN-2011 18:20:11	Twilight	51.000	116	19Del Sgr	2.7000	4100.0	102	48619	No
197	GOM_NL__2PRFIN20110617_182224_000000543103_00329_48619_5377.N1	17-JUN-2011 18:22:24	Bright	54.000	155	41Pi Sgr	2.9000	6600.0	108	48619	No
198	GOM_NL__2PRFIN20110617_182521_000000393103_00329_48619_5378.N1	17-JUN-2011 18:25:21	Bright	38.500	86	35Eta Oph	2.4300	10200.	77	48619	No
199	GOM_NL__2PRFIN20110617_183140_000000423103_00329_48619_5379.N1	17-JUN-2011 18:31:40	Bright	42.000	126	60Bet Oph	2.7700	4250.0	84	48619	No
200	GOM_NL__2PRFIN20110617_183408_000000443103_00329_48619_5380.N1	17-JUN-2011 18:34:08	Bright	43.500	59	55Alp Oph	2.0800	8900.0	87	48619	No
201	GOM_NL__2PRFIN20110617_183913_000000373103_00329_48619_5381.N1	17-JUN-2011 18:39:13	Bright	36.500	133	40Zet Her	2.8070	6000.0	73	48619	No
202	GOM_NL__2PRFIN20110617_184425_000000543103_00329_48619_5382.N1	17-JUN-2011 18:44:25	Bright	53.500	5	3Alp Lyr	0.033000	11000.	107	48619	No
203	GOM_NL__2PRFIN20110617_184617_000000433103_00329_48619_5383.N1	17-JUN-2011 18:46:17	Bright	43.000	69	33Gam Dra	2.2310	3800.0	86	48619	No
204	GOM_NL__2PRFIN20110617_185601_000000493103_00329_48619_5384.N1	17-JUN-2011 18:56:01	Bright	49.000	89	5Alp Cep	2.4510	8000.0	98	48619	No
205	GOM_NL__2PRFIN20110617_190237_000000503103_00329_48619_5385.N1	17-JUN-2011 19:02:37	Bright	50.000	74	11Bet Cas	2.2680	6600.0	100	48619	No
206	GOM_NL__2PRFIN20110617_190404_000000533103_00329_48619_5386.N1	17-JUN-2011 19:04:04	Bright	53.000	68	18Alp Cas	2.2250	4500.0	106	48619	No
207	GOM_NL__2PRFIN20110617_190923_000000423103_00329_48619_5387.N1	17-JUN-2011 19:09:23	Bright	42.000	73	57Gam1And	2.2600	13100.	84	48619	No
208	GOM_NL__2PRFIN20110617_191144_000000563103_00329_48619_5388.N1	17-JUN-2011 19:11:44	Twilight	56.000	53	43Bet And	2.0480	3300.0	112	48619	No
209	GOM_NL__2PRFIN20110617_191521_000000513103_00329_48619_5389.N1	17-JUN-2011 19:15:21	Twilight	51.000	50	13Alp Ari	2.0070	4250.0	102	48619	No
210	GOM_NL__2PRFIN20110617_193131_000000583103_00329_48619_5390.N1	17-JUN-2011 19:31:31	Dark	58.000	52	16Bet Cet	2.0370	4500.0	116	48619	No
211	GOM_NL__2PRFIN20110617_193734_000000463103_00329_48619_5391.N1	17-JUN-2011 19:37:34	Dark	45.500	84	Alp Phe	2.3970	4500.0	91	48619	No
212	GOM_NL__2PRFIN20110617_194352_000000633103_00330_48620_5372.N1	17-JUN-2011 19:43:52	Dark	63.000	63	Bet Gru	2.1500	2800.0	126	48620	No
213	GOM_NL__2PRFIN20110617_194555_000000483103_00330_48620_5373.N1	17-JUN-2011 19:45:55	Straylight	47.500	31	Alp Gru	1.7340	15200.	95	48620	No
214	GOM_NL__2PRFIN20110617_194930_000000423103_00330_48620_5374.N1	17-JUN-2011 19:49:30	Straylight	41.500	45	Alp Pav	1.9400	26000.	83	48620	No
215	GOM_NL__2PRFIN20110617_195858_000000503103_00330_48620_5375.N1	17-JUN-2011 19:58:58	Twilight	49.500	38	20Eps Sgr	1.8360	11000.	99	48620	No
216	GOM_NL__2PRFIN20110617_200026_000000523103_00330_48620_5376.N1	17-JUN-2011 20:00:26	Twilight	51.500	116	19Del Sgr	2.7000	4100.0	103	48620	No
217	GOM_NL__2PRFIN20110617_200238_000000553103_00330_48620_5377.N1	17-JUN-2011 20:02:38	Bright	54.500	155	41Pi Sgr	2.9000	6600.0	109	48620	No
218	GOM_NL__2PRFIN20110617_200536_000000393103_00330_48620_5378.N1	17-JUN-2011 20:05:36	Bright	38.500	86	35Eta Oph	2.4300	10200.	77	48620	No
219	GOM_NL__2PRFIN20110617_201154_000000423103_00330_48620_5379.N1	17-JUN-2011 20:11:54	Bright	42.000	126	60Bet Oph	2.7700	4250.0	84	48620	No

220	GOM_NL__2PRFIN20110617_201422_000000433103_00330_48620_5380.N1	17-JUN-2011 20:14:22	Bright	43.000	59	55Alp Oph	2.0800	8900.0	86	48620	No
221	GOM_NL__2PRFIN20110617_201927_000000373103_00330_48620_5381.N1	17-JUN-2011 20:19:27	Bright	37.000	133	40Zet Her	2.8070	6000.0	74	48620	No
222	GOM_NL__2PRFIN20110617_202438_000000533103_00330_48620_5382.N1	17-JUN-2011 20:24:38	Bright	53.000	5	3Alp Lyr	0.033000	11000.	106	48620	No
223	GOM_NL__2PRFIN20110617_202630_000000433103_00330_48620_5383.N1	17-JUN-2011 20:26:30	Bright	43.000	69	33Gam Dra	2.2310	3800.0	86	48620	No
224	GOM_NL__2PRFIN20110617_203614_000000483103_00330_48620_5384.N1	17-JUN-2011 20:36:14	Bright	47.500	89	5Alp Cep	2.4510	8000.0	95	48620	No
225	GOM_NL__2PRFIN20110617_204251_000000603103_00330_48620_5385.N1	17-JUN-2011 20:42:51	Bright	60.000	74	11Bet Cas	2.2680	6600.0	120	48620	No
226	GOM_NL__2PRFIN20110617_204417_000000443103_00330_48620_5386.N1	17-JUN-2011 20:44:17	Bright	44.000	68	18Alp Cas	2.2250	4500.0	88	48620	No
227	GOM_NL__2PRFIN20110617_204937_000000413103_00330_48620_5387.N1	17-JUN-2011 20:49:37	Bright	41.000	73	57Gam1And	2.2600	13100.	82	48620	No
228	GOM_NL__2PRFIN20110617_205158_000000663103_00330_48620_5388.N1	17-JUN-2011 20:51:58	Twilight	65.500	53	43Bet And	2.0480	3300.0	131	48620	No
229	GOM_NL__2PRFIN20110617_205535_000000493103_00330_48620_5389.N1	17-JUN-2011 20:55:35	Twilight	49.000	50	13Alp Ari	2.0070	4250.0	98	48620	No
230	GOM_NL__2PRFIN20110617_211147_000000613103_00330_48620_5390.N1	17-JUN-2011 21:11:47	Dark	60.500	52	16Bet Cet	2.0370	4500.0	121	48620	No
231	GOM_NL__2PRFIN20110617_211749_000000513103_00330_48620_5391.N1	17-JUN-2011 21:17:49	Dark	51.000	84	Alp Phe	2.3970	4500.0	102	48620	No
232	GOM_NL__2PRFIN20110617_212407_000000513103_00331_48621_5372.N1	17-JUN-2011 21:24:07	Dark	50.500	63	Bet Gru	2.1500	2800.0	101	48621	No
233	GOM_NL__2PRFIN20110617_212610_000000503103_00331_48621_5373.N1	17-JUN-2011 21:26:10	Straylight	50.000	31	Alp Gru	1.7340	15200.	100	48621	No
234	GOM_NL__2PRFIN20110617_212944_000000413103_00331_48621_5374.N1	17-JUN-2011 21:29:44	Straylight	40.500	45	Alp Pav	1.9400	26000.	81	48621	No
235	GOM_NL__2PRFIN20110617_213912_000000463103_00331_48621_5375.N1	17-JUN-2011 21:39:12	Twilight	46.000	38	20Eps Sgr	1.8360	11000.	92	48621	No
236	GOM_NL__2PRFIN20110617_214040_000000513103_00331_48621_5376.N1	17-JUN-2011 21:40:40	Twilight	51.000	116	19Del Sgr	2.7000	4100.0	102	48621	No
237	GOM_NL__2PRFIN20110617_214252_000000553103_00331_48621_5377.N1	17-JUN-2011 21:42:52	Bright	54.500	155	41Pi Sgr	2.9000	6600.0	109	48621	No
238	GOM_NL__2PRFIN20110617_214550_000000393103_00331_48621_5378.N1	17-JUN-2011 21:45:50	Bright	39.000	86	35Eta Oph	2.4300	10200.	78	48621	No
239	GOM_NL__2PRFIN20110617_215208_000000423103_00331_48621_5379.N1	17-JUN-2011 21:52:08	Bright	42.000	126	60Bet Oph	2.7700	4250.0	84	48621	No
240	GOM_NL__2PRFIN20110617_215436_000000423103_00331_48621_5380.N1	17-JUN-2011 21:54:36	Bright	42.000	59	55Alp Oph	2.0800	8900.0	84	48621	No
241	GOM_NL__2PRFIN20110617_215941_000000383103_00331_48621_5381.N1	17-JUN-2011 21:59:41	Bright	37.500	133	40Zet Her	2.8070	6000.0	75	48621	No
242	GOM_NL__2PRFIN20110617_220451_000000553103_00331_48621_5382.N1	17-JUN-2011 22:04:51	Bright	54.500	5	3Alp Lyr	0.033000	11000.	109	48621	No
243	GOM_NL__2PRFIN20110617_220644_000000443103_00331_48621_5383.N1	17-JUN-2011 22:06:44	Bright	43.500	69	33Gam Dra	2.2310	3800.0	87	48621	No
244	GOM_NL__2PRFIN20110617_221627_000000483103_00331_48621_5384.N1	17-JUN-2011 22:16:27	Bright	47.500	89	5Alp Cep	2.4510	8000.0	95	48621	No
245	GOM_NL__2PRFIN20110617_222305_000000663103_00331_48621_5385.N1	17-JUN-2011 22:23:05	Bright	66.000	74	11Bet Cas	2.2680	6600.0	132	48621	No
246	GOM_NL__2PRFIN20110617_222431_000000453103_00331_48621_5386.N1	17-JUN-2011 22:24:31	Bright	45.000	68	18Alp Cas	2.2250	4500.0	90	48621	No
247	GOM_NL__2PRFIN20110617_222951_000000423103_00331_48621_5387.N1	17-JUN-2011 22:29:51	Bright	41.500	73	57Gam1And	2.2600	13100.	83	48621	No
248	GOM_NL__2PRFIN20110617_223212_000000633103_00331_48621_5388.N1	17-JUN-2011 22:32:12	Twilight	63.000	53	43Bet And	2.0480	3300.0	126	48621	No
249	GOM_NL__2PRFIN20110617_223549_000000543103_00331_48621_5389.N1	17-JUN-2011 22:35:49	Twilight	54.000	50	13Alp Ari	2.0070	4250.0	108	48621	No
250	GOM_NL__2PRFIN20110617_225202_000000583103_00331_48621_5390.N1	17-JUN-2011 22:52:02	Dark	58.000	52	16Bet Cet	2.0370	4500.0	116	48621	No
251	GOM_NL__2PRFIN20110617_225803_000000453103_00331_48621_5391.N1	17-JUN-2011 22:58:03	Dark	44.500	84	Alp Phe	2.3970	4500.0	89	48621	No
252	GOM_NL__2PRFIN20110617_230421_000000513103_00332_48622_5372.N1	17-JUN-2011 23:04:21	Dark	50.500	63	Bet Gru	2.1500	2800.0	101	48622	No
253	GOM_NL__2PRFIN20110617_230624_000000493103_00332_48622_5373.N1	17-JUN-2011 23:06:24	Straylight	48.500	31	Alp Gru	1.7340	15200.	97	48622	No
254	GOM_NL__2PRFIN20110617_230959_000000413103_00332_48622_5374.N1	17-JUN-2011 23:09:59	Straylight	40.500	45	Alp Pav	1.9400	26000.	81	48622	No
255	GOM_NL__2PRFIN20110617_231926_000000503103_00332_48622_5375.N1	17-JUN-2011 23:19:26	Twilight	49.500	38	20Eps Sgr	1.8360	11000.	99	48622	No
256	GOM_NL__2PRFIN20110617_232054_000000523103_00332_48622_5376.N1	17-JUN-2011 23:20:54	Twilight	51.500	116	19Del Sgr	2.7000	4100.0	103	48622	No
257	GOM_NL__2PRFIN20110617_232307_000000543103_00332_48622_5377.N1	17-JUN-2011 23:23:07	Bright	53.500	155	41Pi Sgr	2.9000	6600.0	107	48622	No
258	GOM_NL__2PRFIN20110617_232604_000000393103_00332_48622_5378.N1	17-JUN-2011 23:26:04	Bright	38.500	86	35Eta Oph	2.4300	10200.	77	48622	No
259	GOM_NL__2PRFIN20110617_233222_000000433103_00332_48622_5379.N1	17-JUN-2011 23:32:22	Bright	42.500	126	60Bet Oph	2.7700	4250.0	85	48622	No
260	GOM_NL__2PRFIN20110617_233449_000000433103_00332_48622_5380.N1	17-JUN-2011 23:34:49	Bright	43.000	59	55Alp Oph	2.0800	8900.0	86	48622	No
261	GOM_NL__2PRFIN20110617_233954_000000363103_00332_48622_5381.N1	17-JUN-2011 23:39:54	Bright	36.000	133	40Zet Her	2.8070	6000.0	72	48622	No
262	GOM_NL__2PRFIN20110617_234504_000000453103_00332_48622_5382.N1	17-JUN-2011 23:45:04	Bright	45.000	5	3Alp Lyr	0.033000	11000.	90	48622	No
263	GOM_NL__2PRFIN20110617_234657_000000443103_00332_48622_5383.N1	17-JUN-2011 23:46:57	Bright	43.500	69	33Gam Dra	2.2310	3800.0	87	48622	No
264	GOM_NL__2PRFIN20110617_235640_000000453103_00332_48622_5384.N1	17-JUN-2011 23:56:40	Bright	45.000	89	5Alp Cep	2.4510	8000.0	90	48622	No

3. Quality information per product

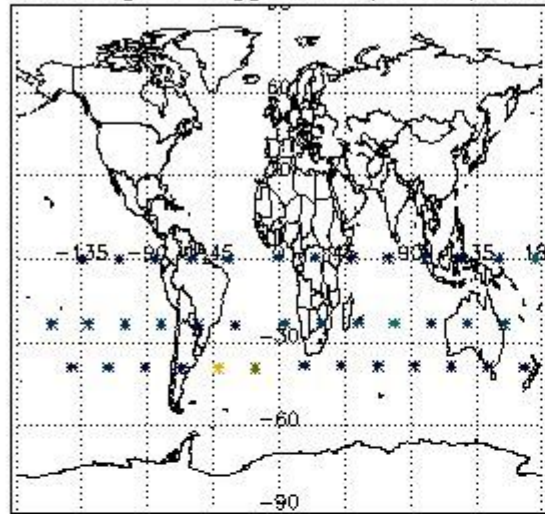
In this section it is plotted some information contained in the Quality Summary data set of the level 2 products. Only products in dark limb conditions and without errors (error flag in the MPH set to "0") are used.

3.1 Plot quality information per product (time dependant)

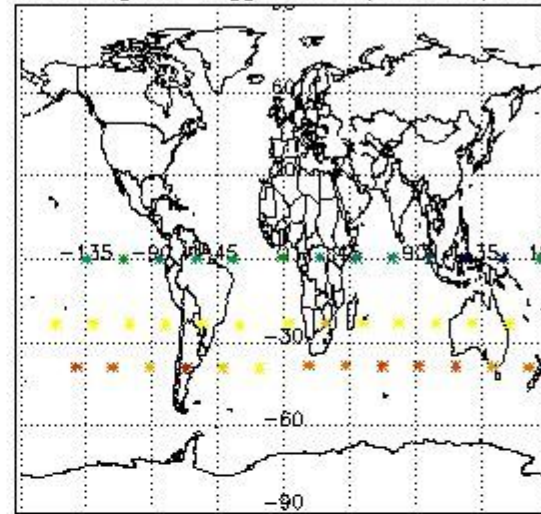


3.2 Plot quality information per product (world map)

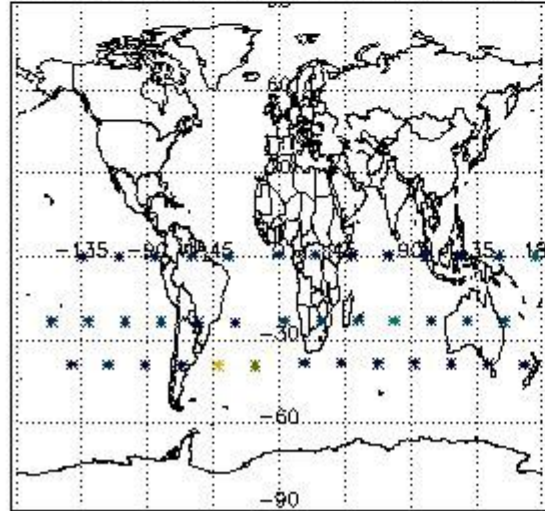
Percentage of flagged data per O3 profile



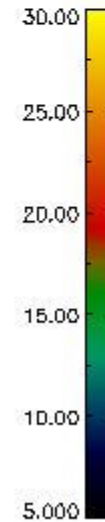
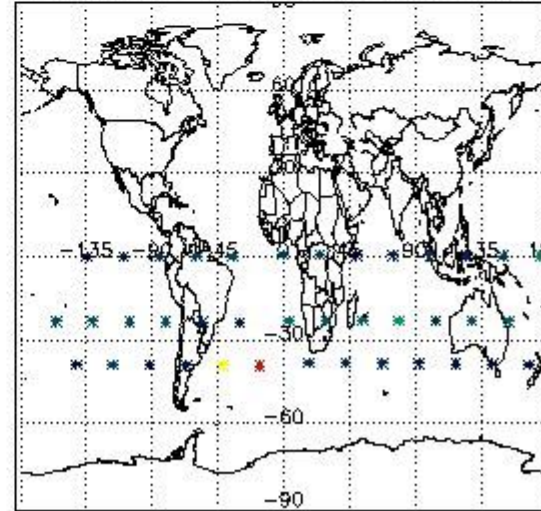
Percentage of flagged data per H2O profile



Percentage of flagged data per NO2 profile



Percentage of flagged data per NO3 profile

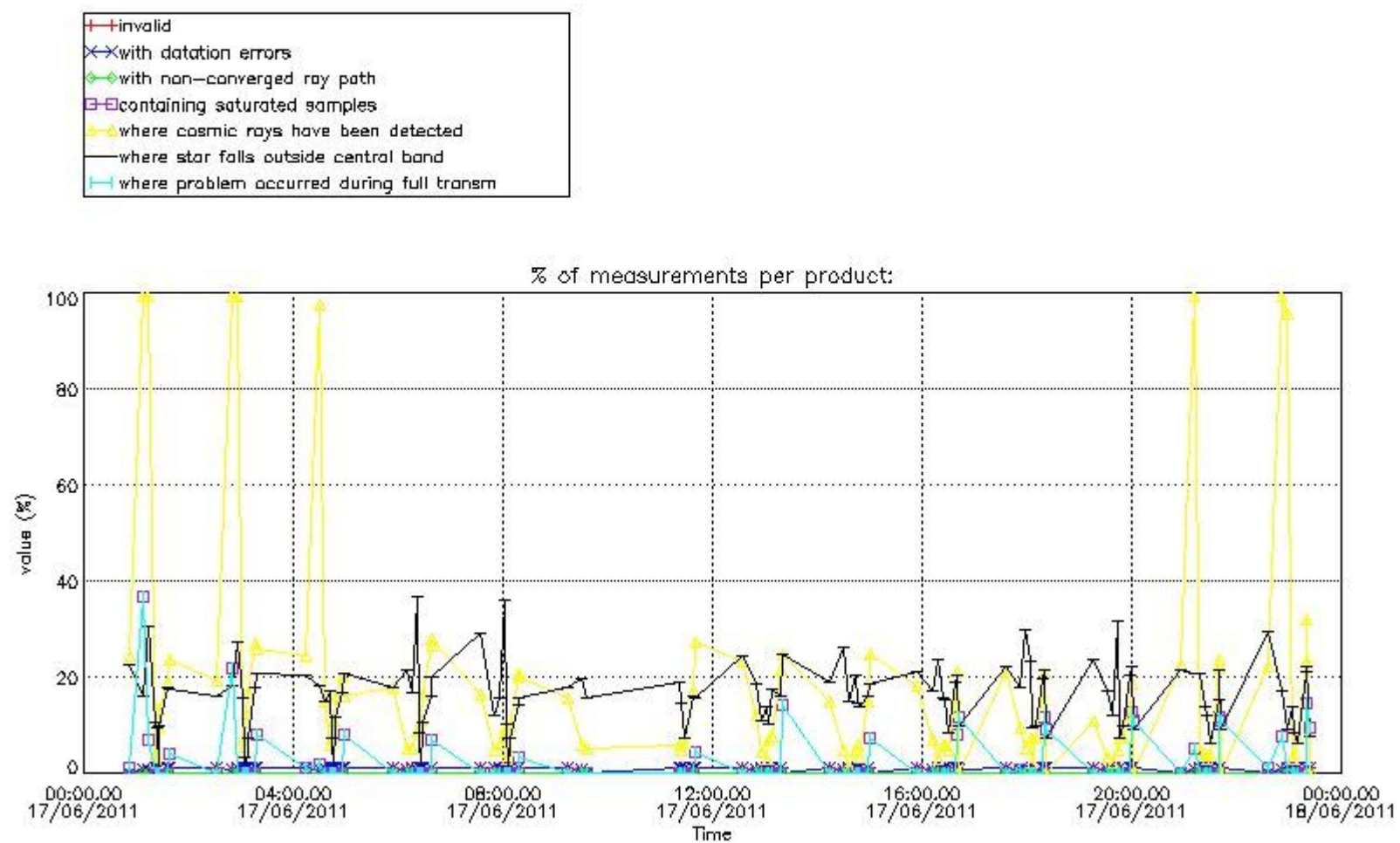


4. Level 1 quality information per product

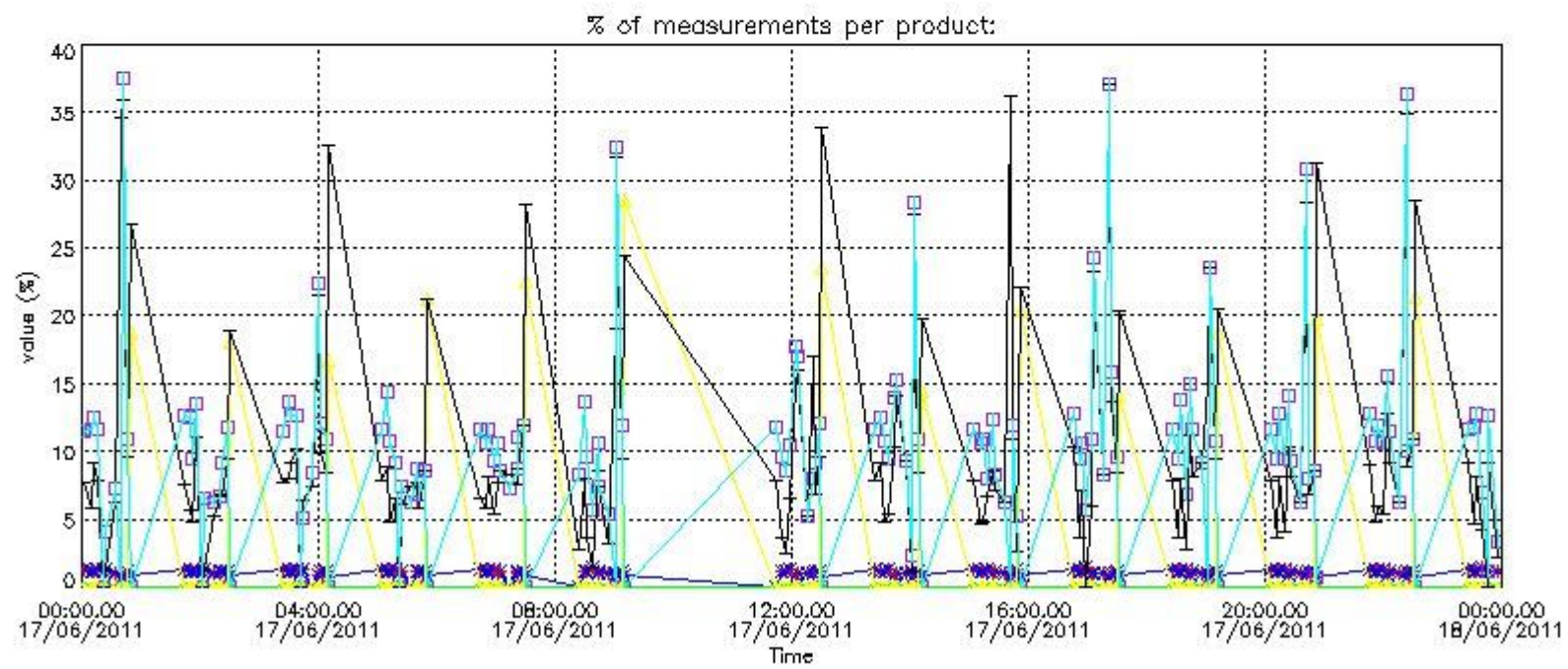
In this section it is plotted some information contained in the Quality Summary data set of the level 2 products that comes from the level 1b processing. Products without errors (error flag in the MPH set to "0") are used.

4.1 Plot quality information per product (time dependant) coming from level 1b processing

4.1.1 Plot level 1 quality information per product (time dependant): ENVISAT ASCENDING passes



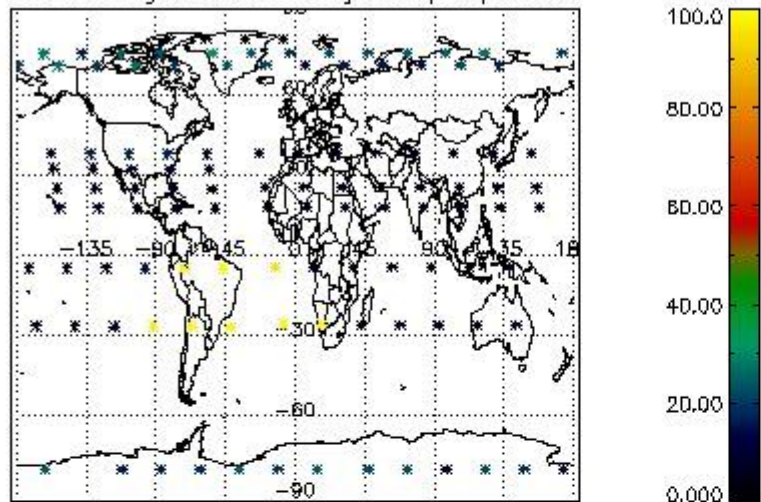
4.1.2 Plot level 1 quality information per product (time dependant): ENVI SAT DESCENDING passes



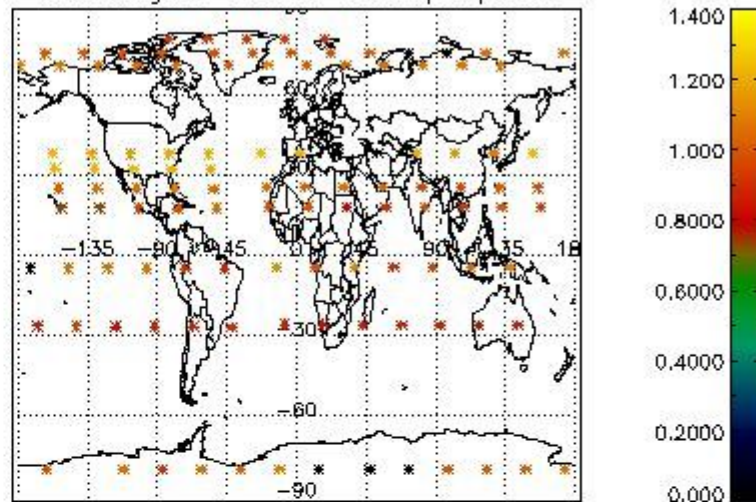
4.2 Plot quality information per product coming from level 1b processing (world map)

4.2.1 Plot level 1 quality information per product (world map): ENVISAT ASCENDING passes

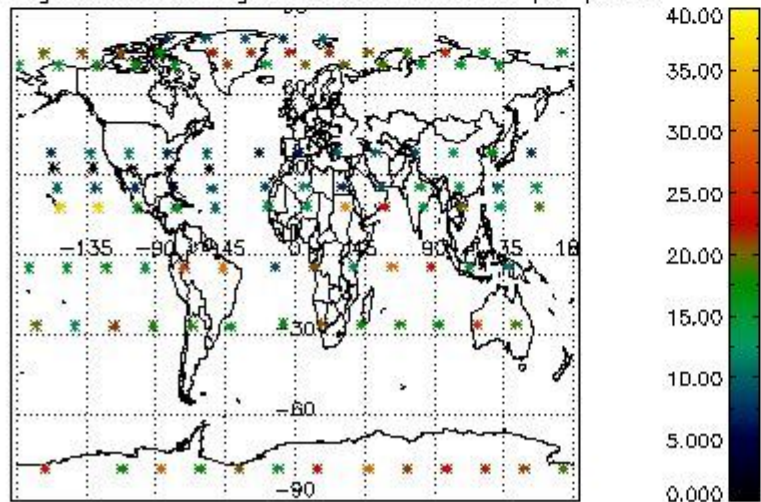
Percentage of cosmic ray hits per profile



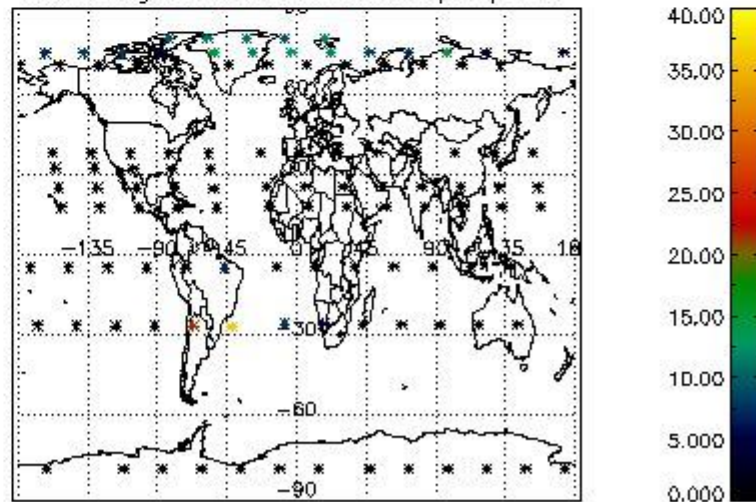
Percentage of datation errors per profile



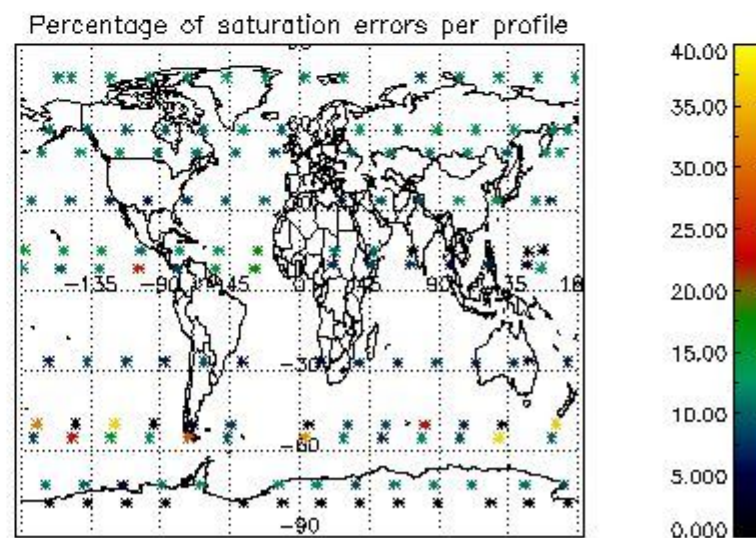
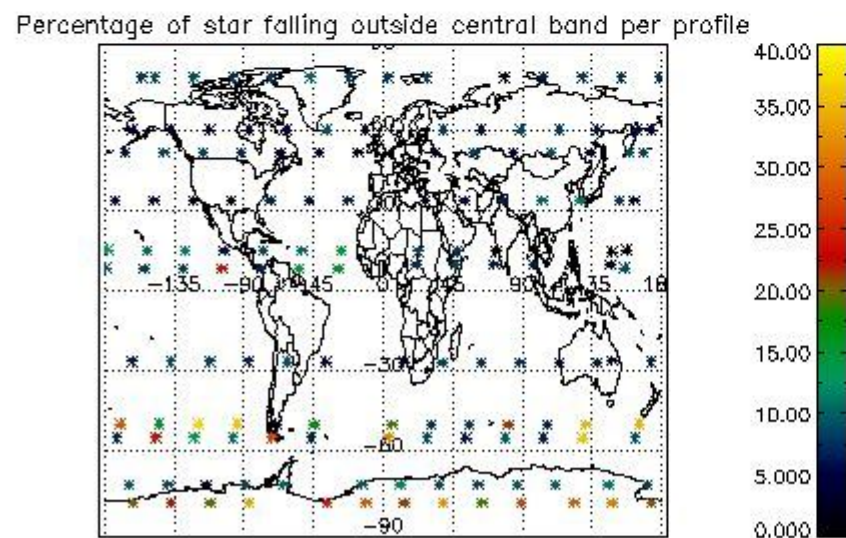
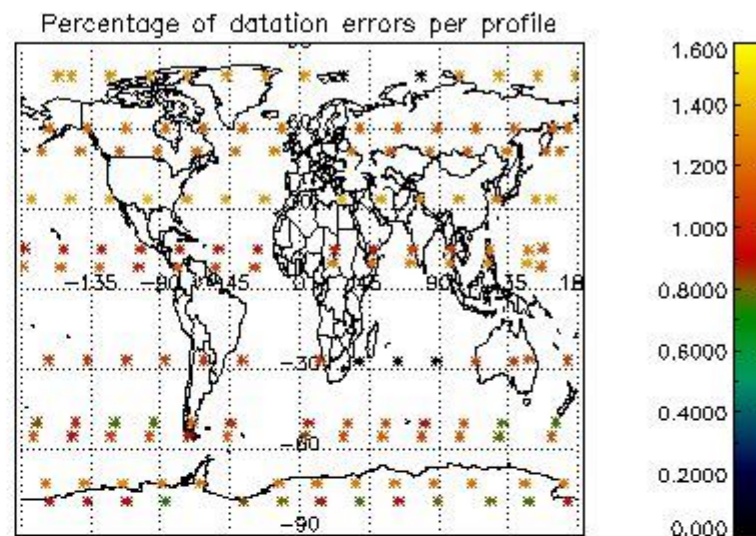
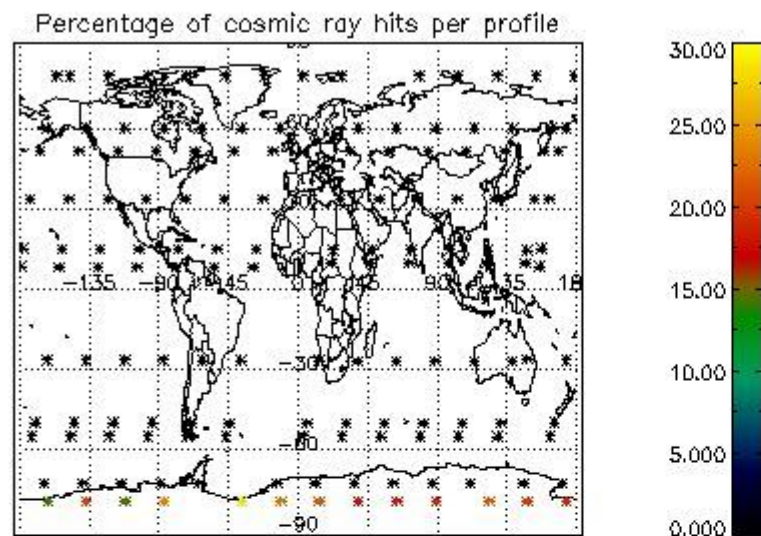
Percentage of star falling outside central band per profile



Percentage of saturation errors per profile



4.2.2 Plot level 1 quality information per product (world map): ENVISAT DESCENDING passes



5. Trace gas profiles

5.1 Ozone statistics based on quality of products

The final quality of the products can be "measured" using the STD (Standard Deviation) attached to every point profile. This information is written to the parameter GOM_NL__2P/NL_LOCAL_SPECIES_DENSITY/o3_std of the level 2 products. The table below shows the statistics for given STD ranges.

The statistics are given with respect to the overall valid production:

- Products without fatal errors: GOM_NL__2P/MPH/PRODUCT_ERR=0
- Valid point profile: GOM_NL__2P/NL_LOCAL_SPECIES_DENSITY/pcd(0)=0

The 'Criteria' is applied to valid points of dark limb products:

- Products in dark limb illumination condition: GOM_NL__2P/NL_SUMMARY_QUALITY/obs_ill_cond=0
- Products without fatal errors: GOM_NL__2P/MPH/PRODUCT_ERR=0
- Valid point profile: GOM_NL__2P/NL_LOCAL_SPECIES_DENSITY/pcd(0)=0

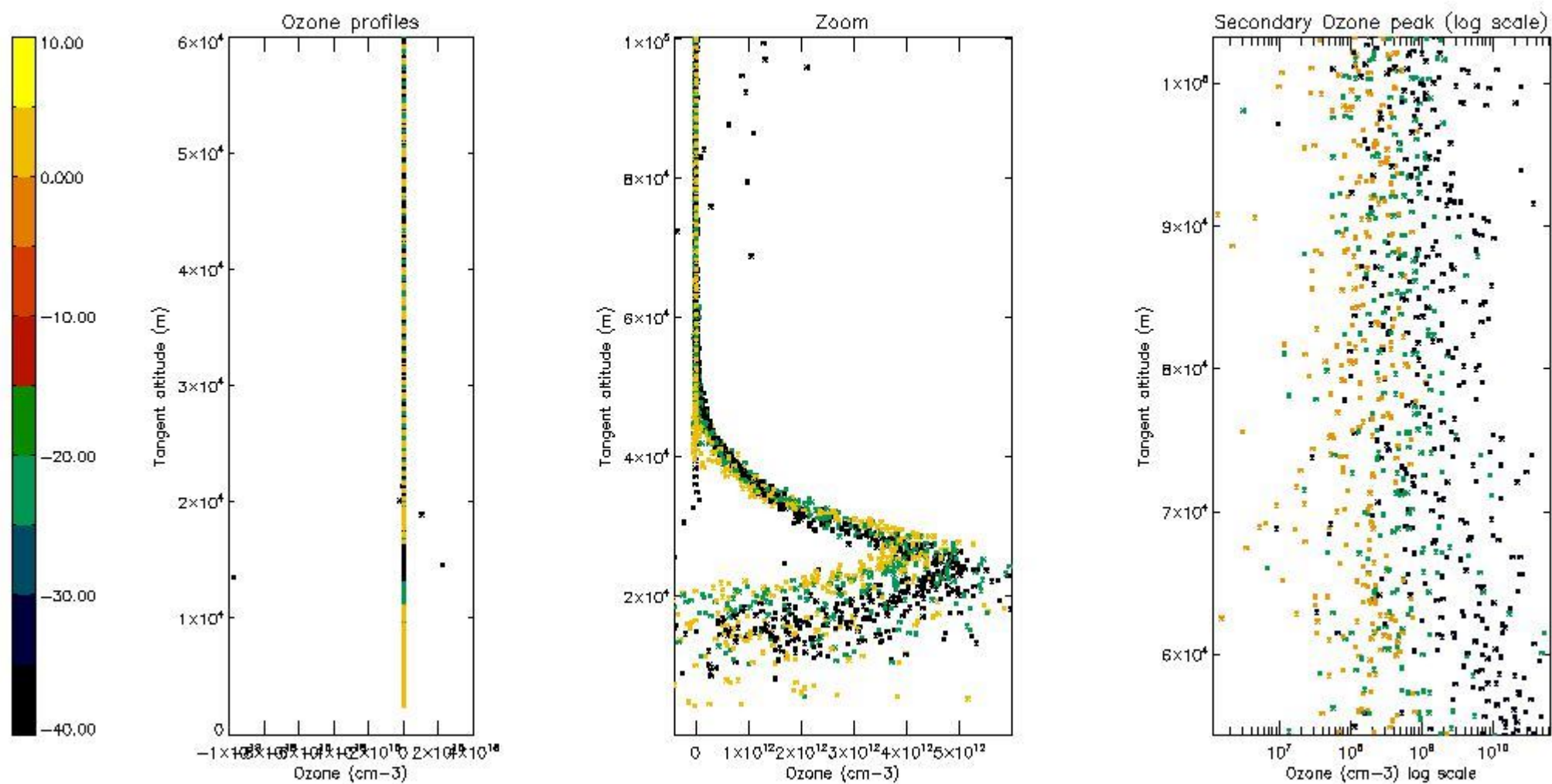
So, the table below shows the percentage of dark limb and valid observations for each criteria with respect to the overall valid daily observations.

Criteria	% of total production
All STD	17
STD < 20	4

STD < 10	2
STD < 5	0

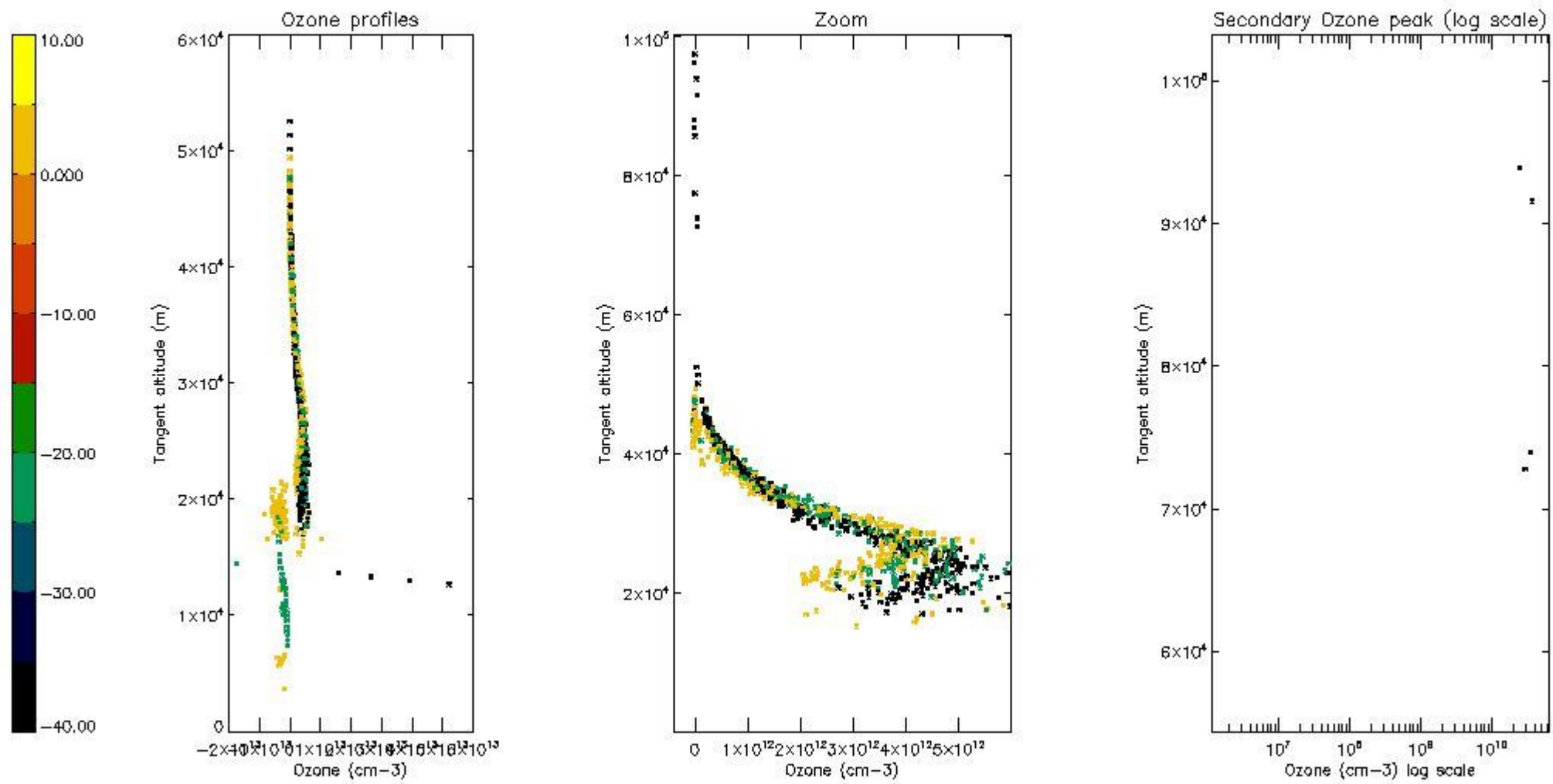
5.2 Plot ozone profiles for all STD (dark without errors)

The colorbar represents the latitude.



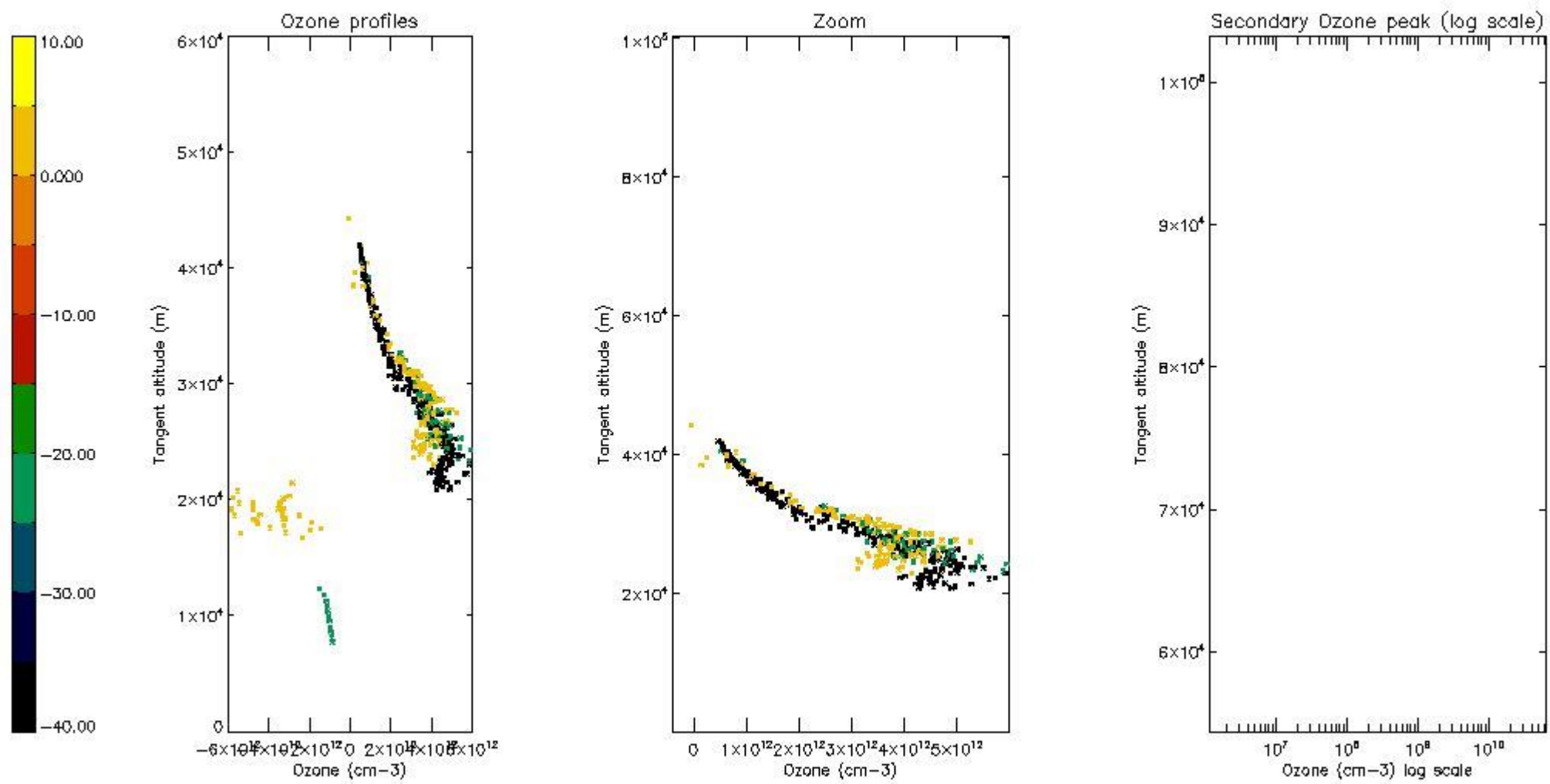
5.3 Plot ozone profiles where STD < 20% (dark without errors)

The colorbar represents the latitude.



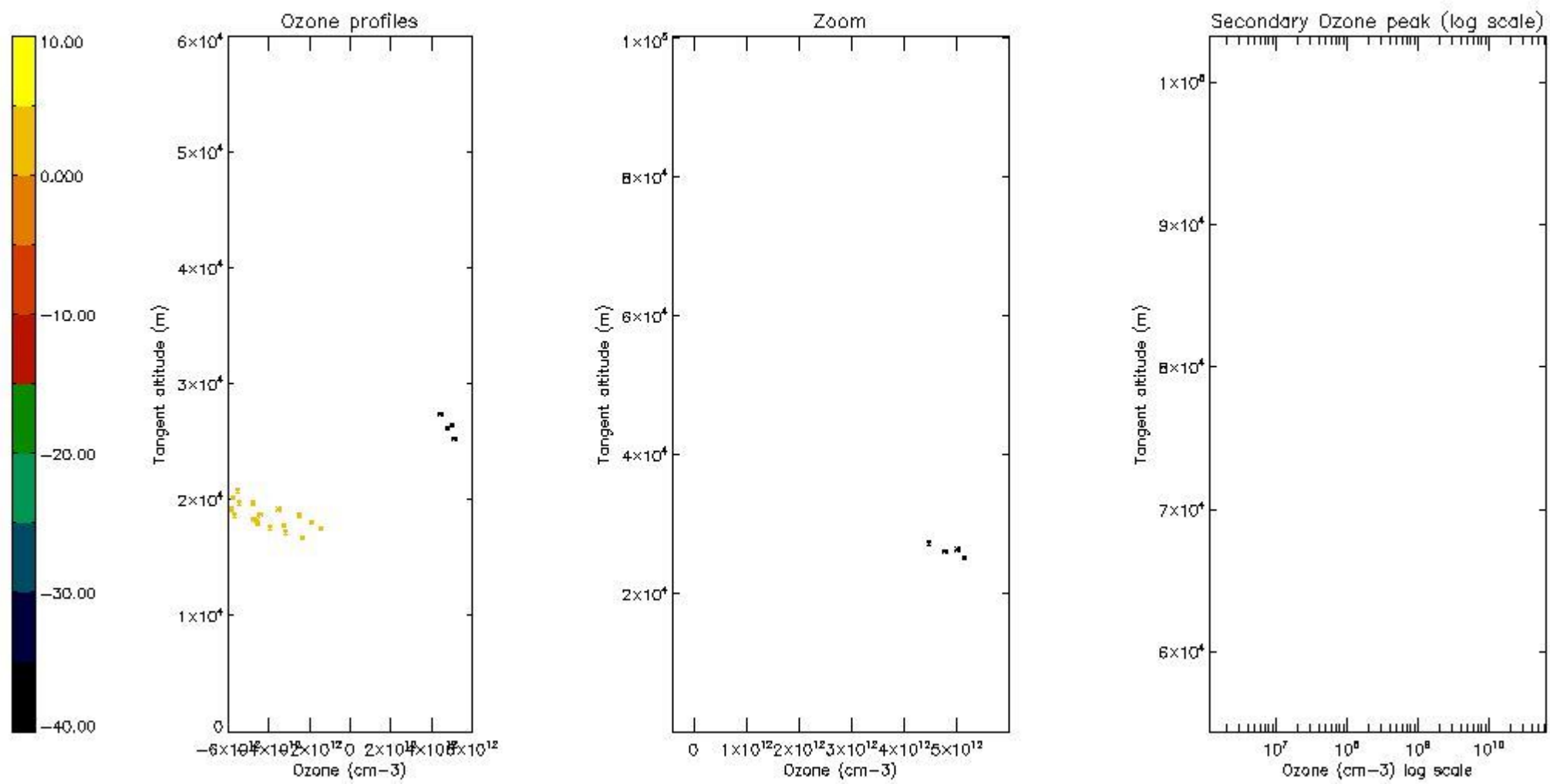
5.4 Plot ozone profiles where $STD < 10\%$ (dark without errors)

The colorbar represents the latitude.



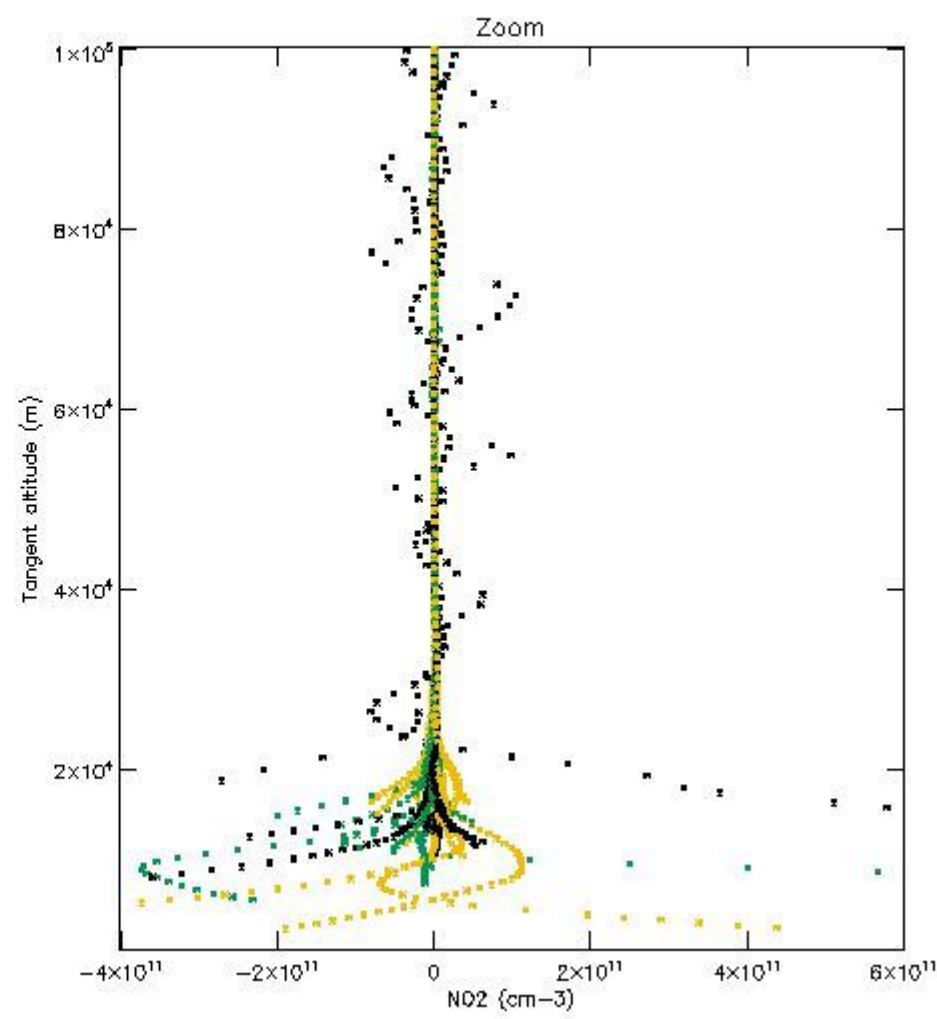
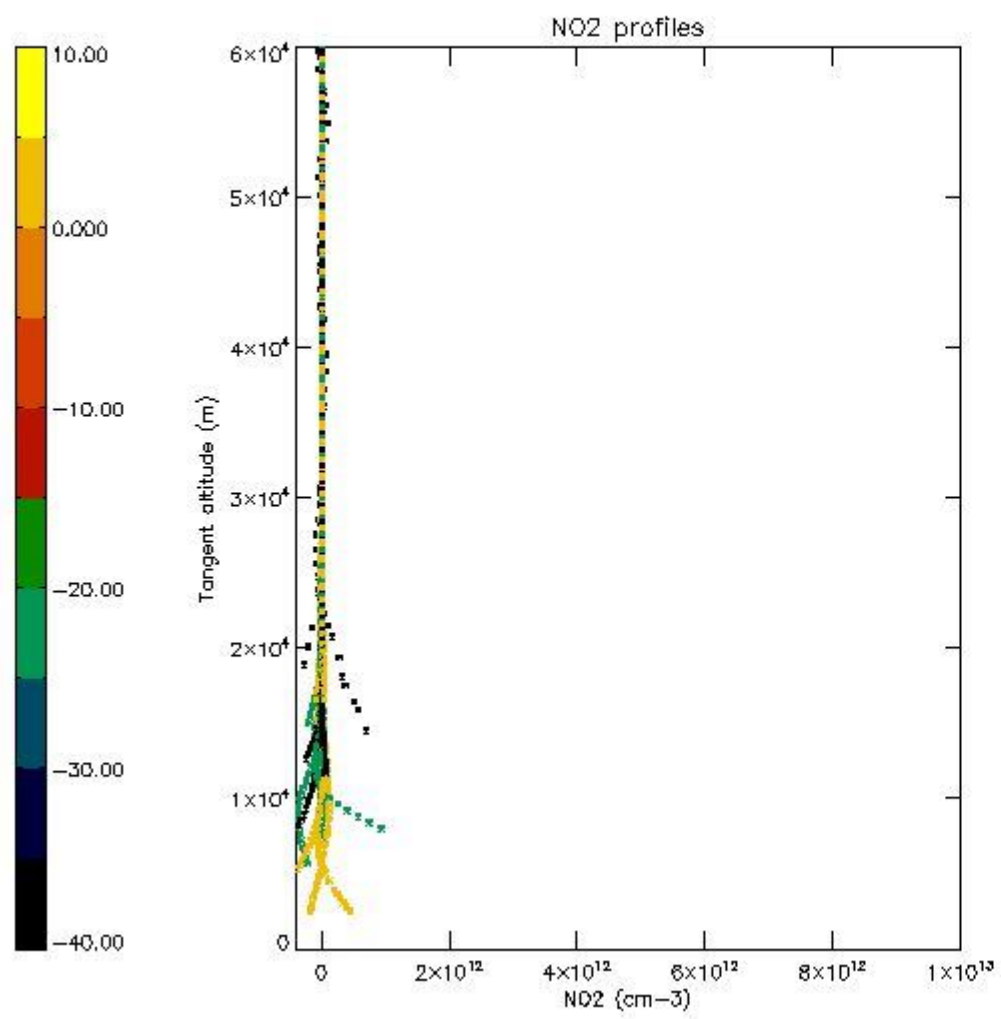
5.5 Plot ozone profiles where STD < 5% (dark without errors)

The colorbar represents the latitude.



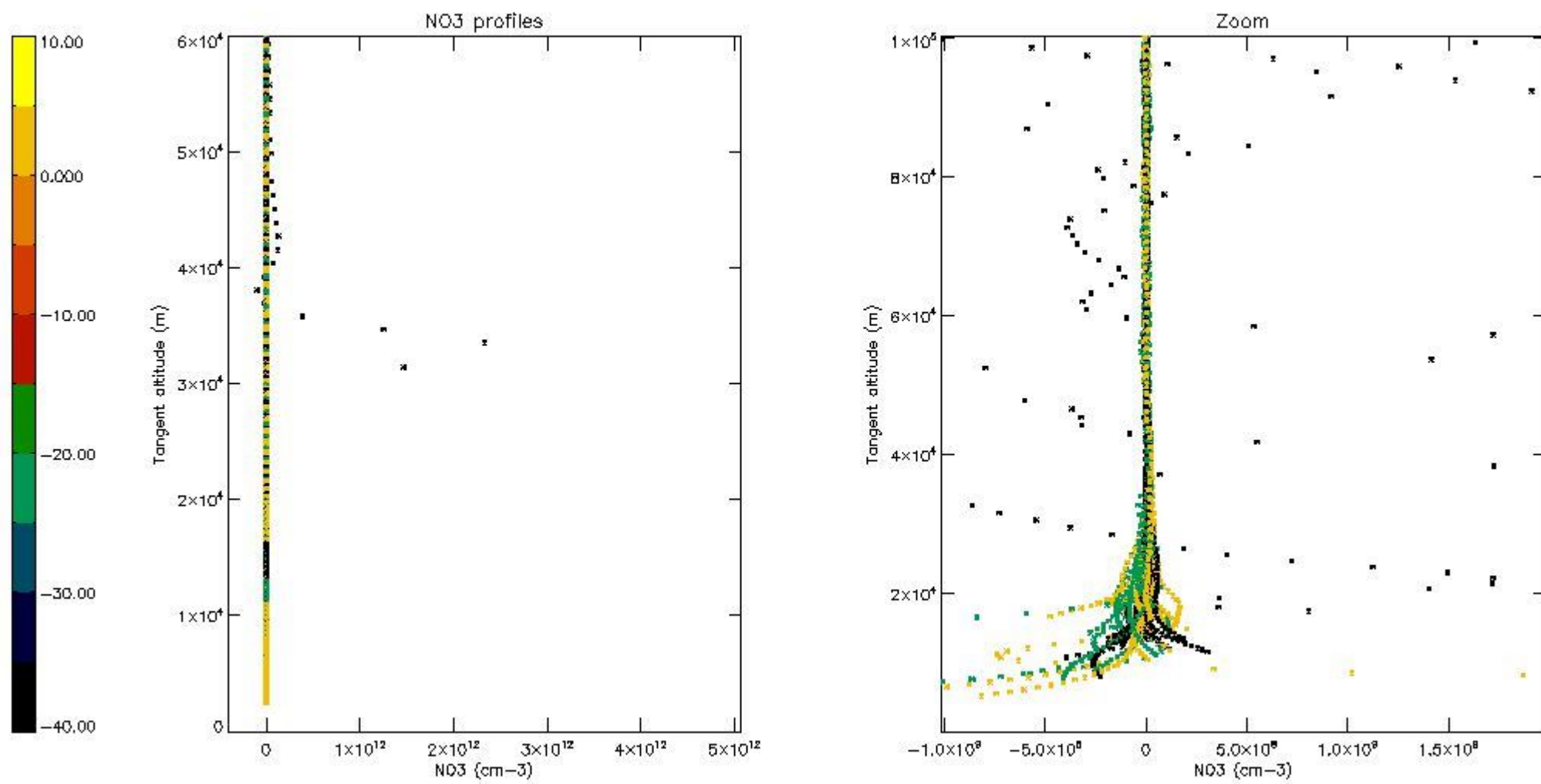
5.6 Plot NO₂ profiles for all STD (dark without errors)

The colorbar represents the latitude.



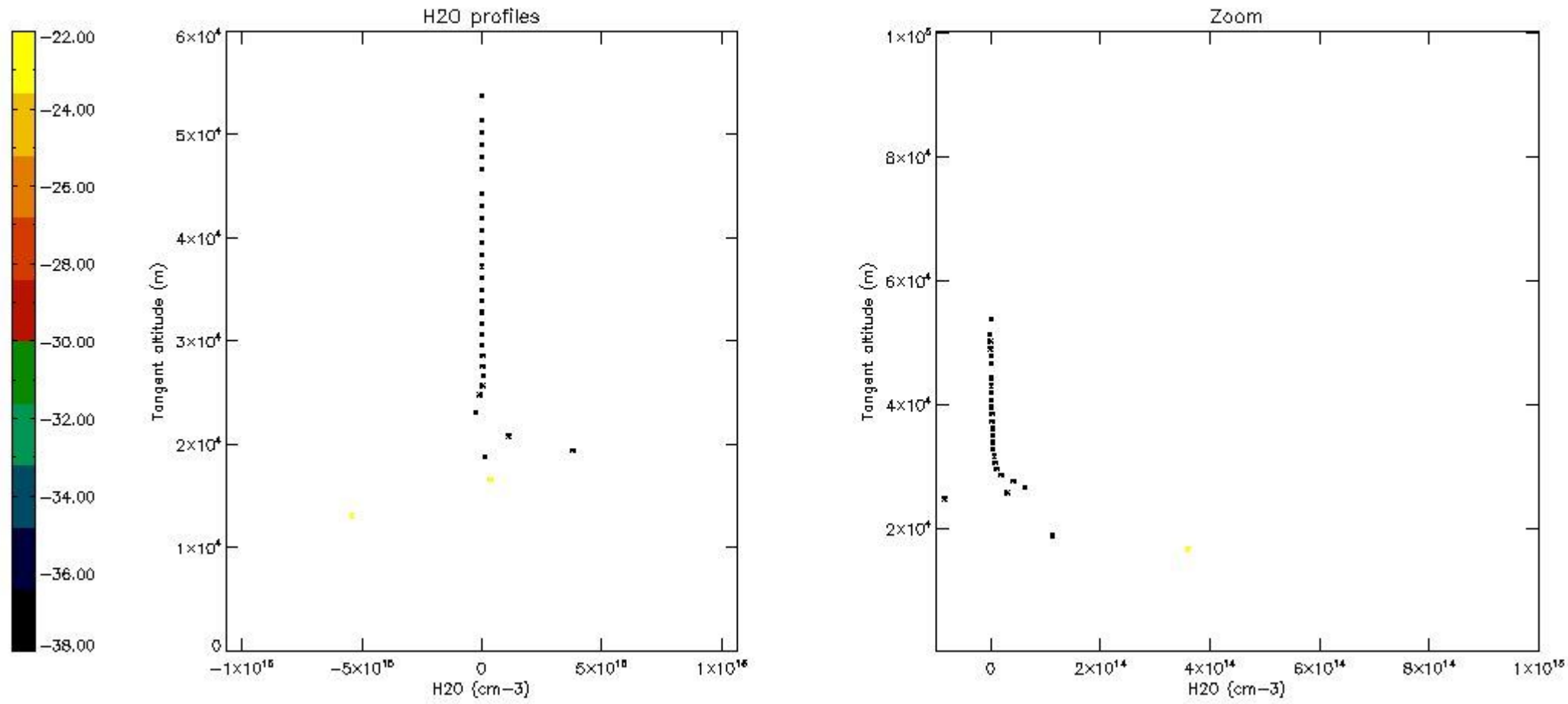
5.7 Plot NO3 profiles for all STD (dark without errors)

The colorbar represents the latitude.



5.8 Plot H2O profiles for all STD (only for occultations of stars 1,2,3,4,13,14,16,26,63 dark without errors)

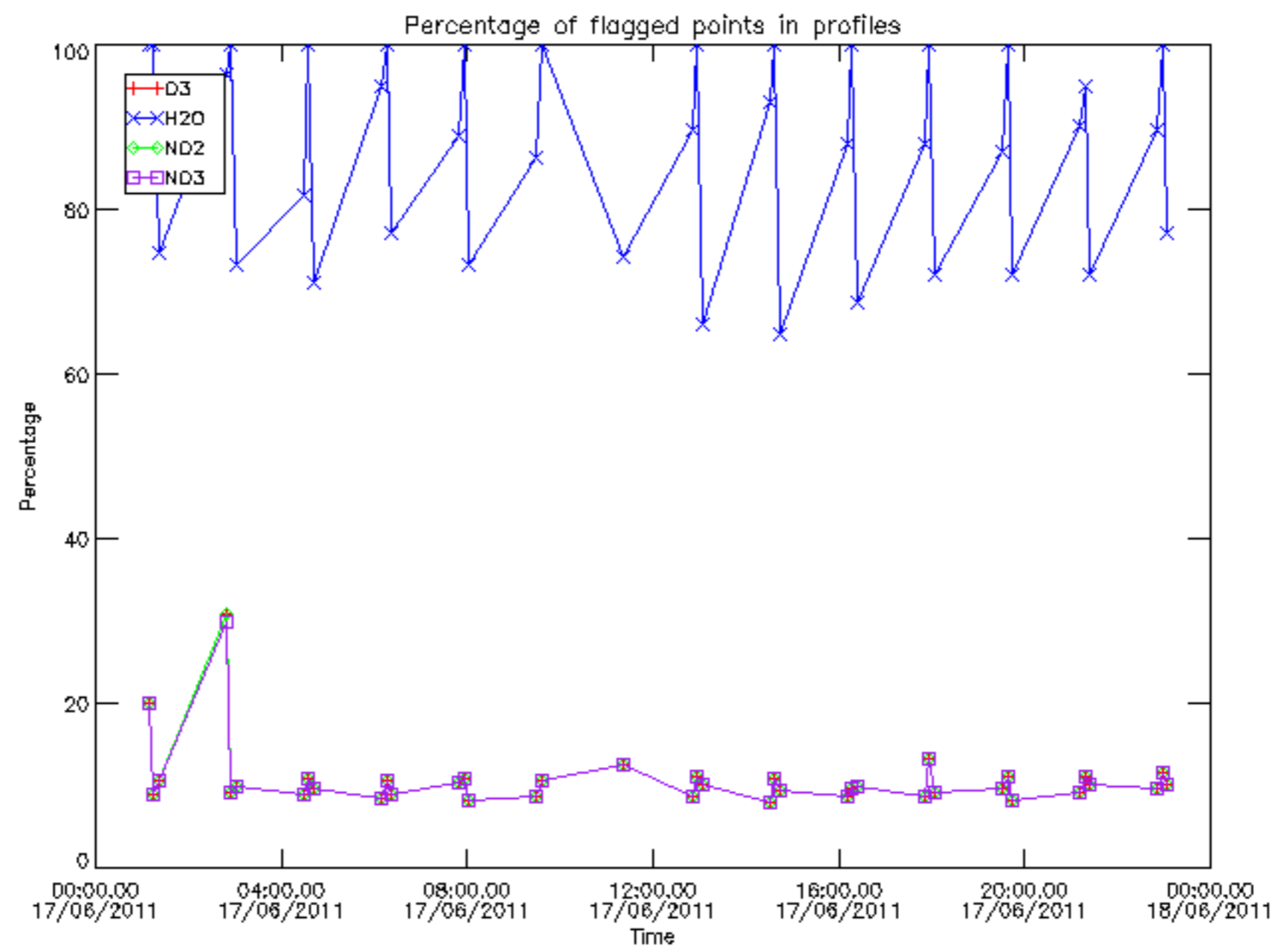
The colorbar represents the latitude.



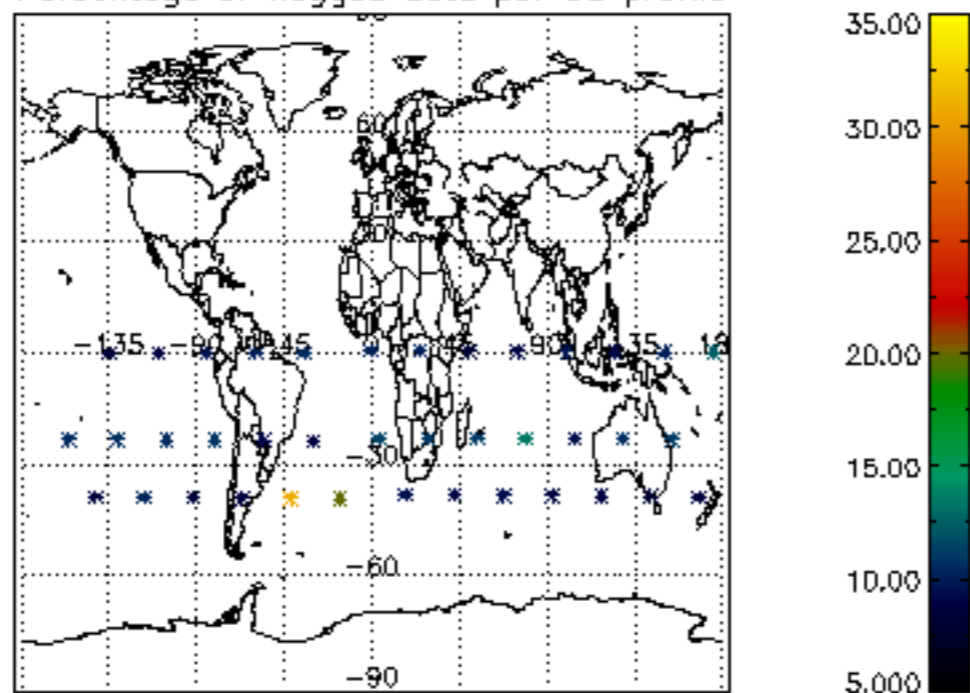
6. Auxiliary Data Files used for the production reported in section 2

The number reported in the third column indicates since which file (see list in section 2) the corresponding auxiliary file has been used. The fourth column is the date of those product files.

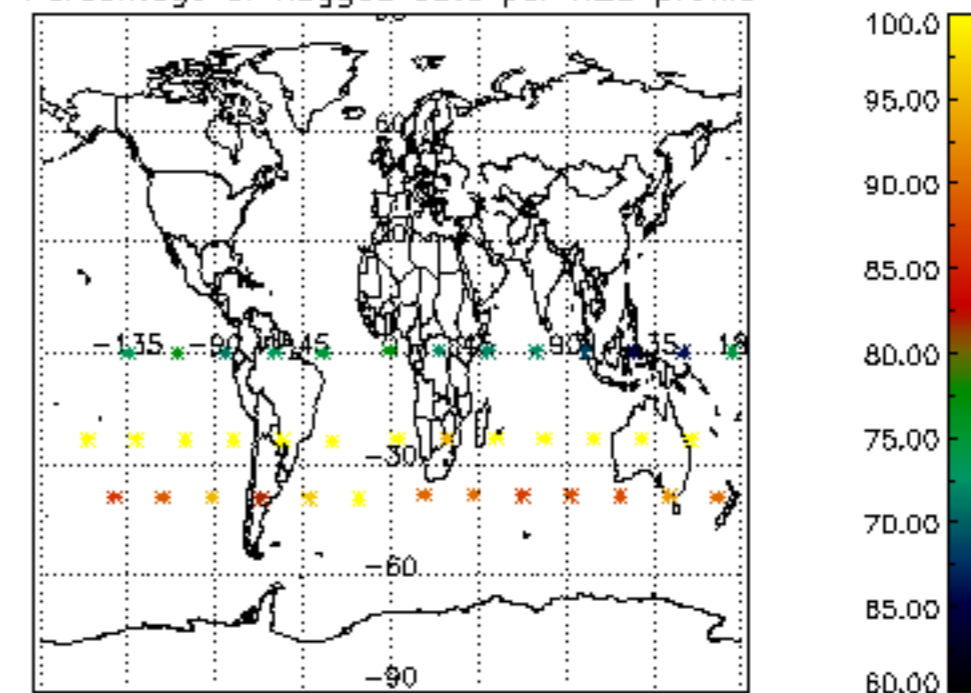
Type	Auxiliary Filename	Used since product	Used since product date
INST_PHYS_CHARACTERISTICS	GOM_INS_AXVIEC20091111_143220_20030716_120000_20500101_000000	1	17-JUN-2011 00:02:46
LEVEL-2_PROC_CONFIG	GOM_PR2_AXVIEC20091111_152718_20020301_000000_20500101_000000	1	17-JUN-2011 00:02:46
CROSS_SECTIONS_FILE	GOM_CRS_AXVIEC20091111_154832_20020301_000000_20500101_000000	1	17-JUN-2011 00:02:46



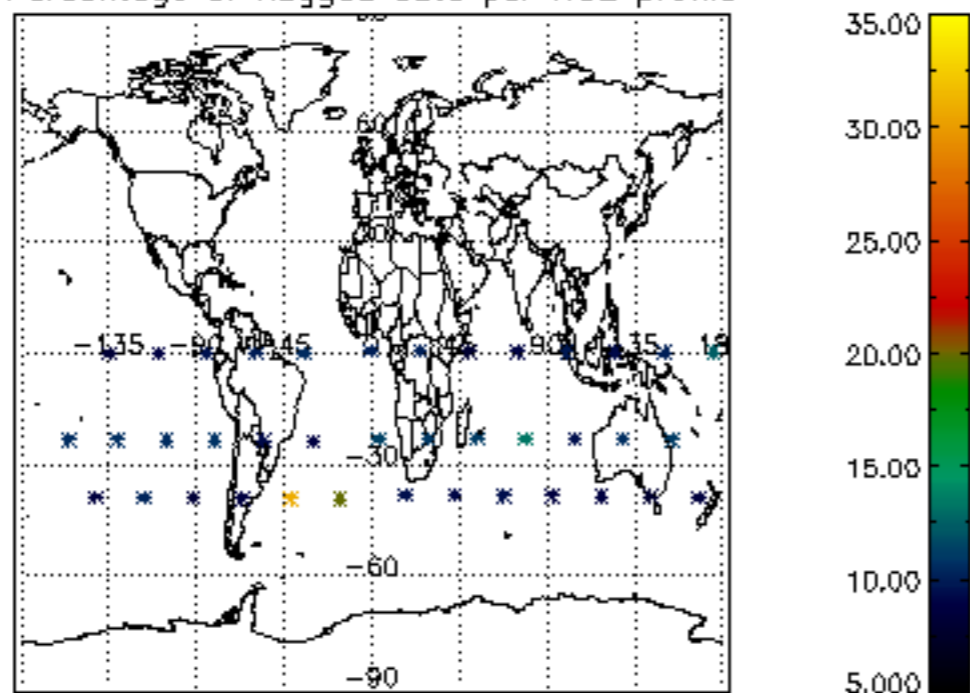
Percentage of flagged data per D3 profile



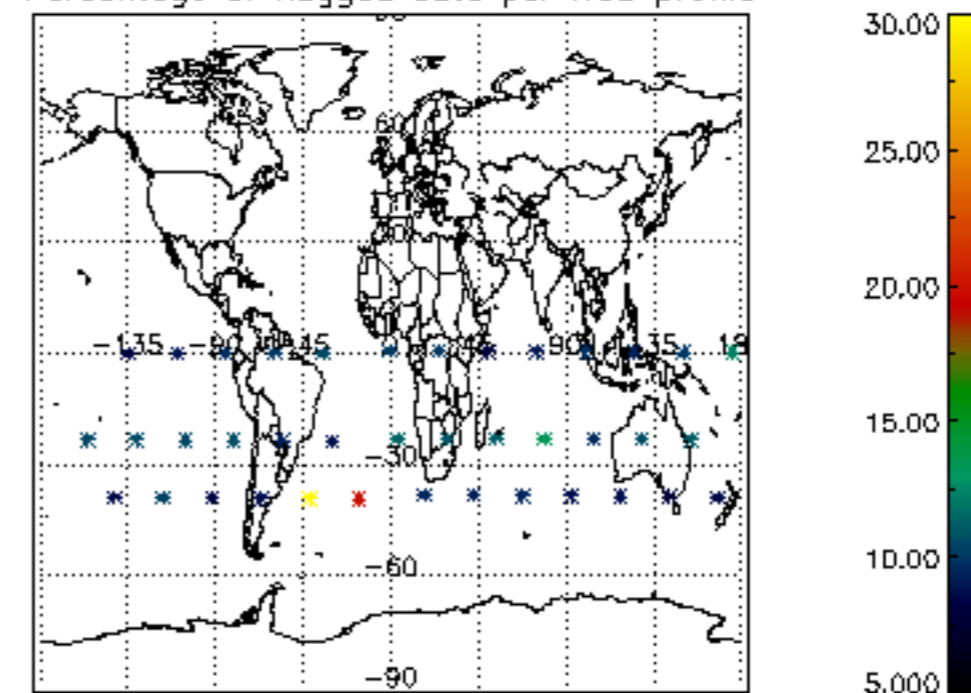
Percentage of flagged data per H2O profile

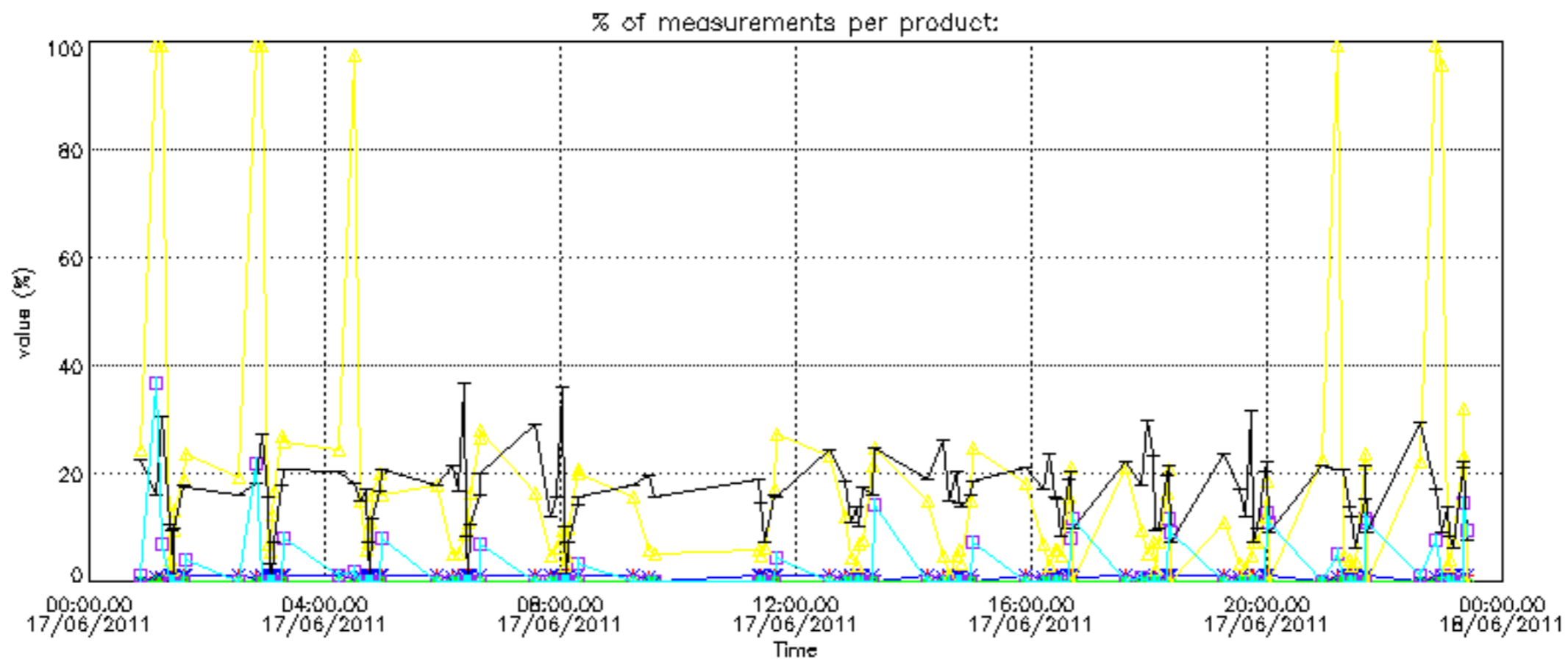


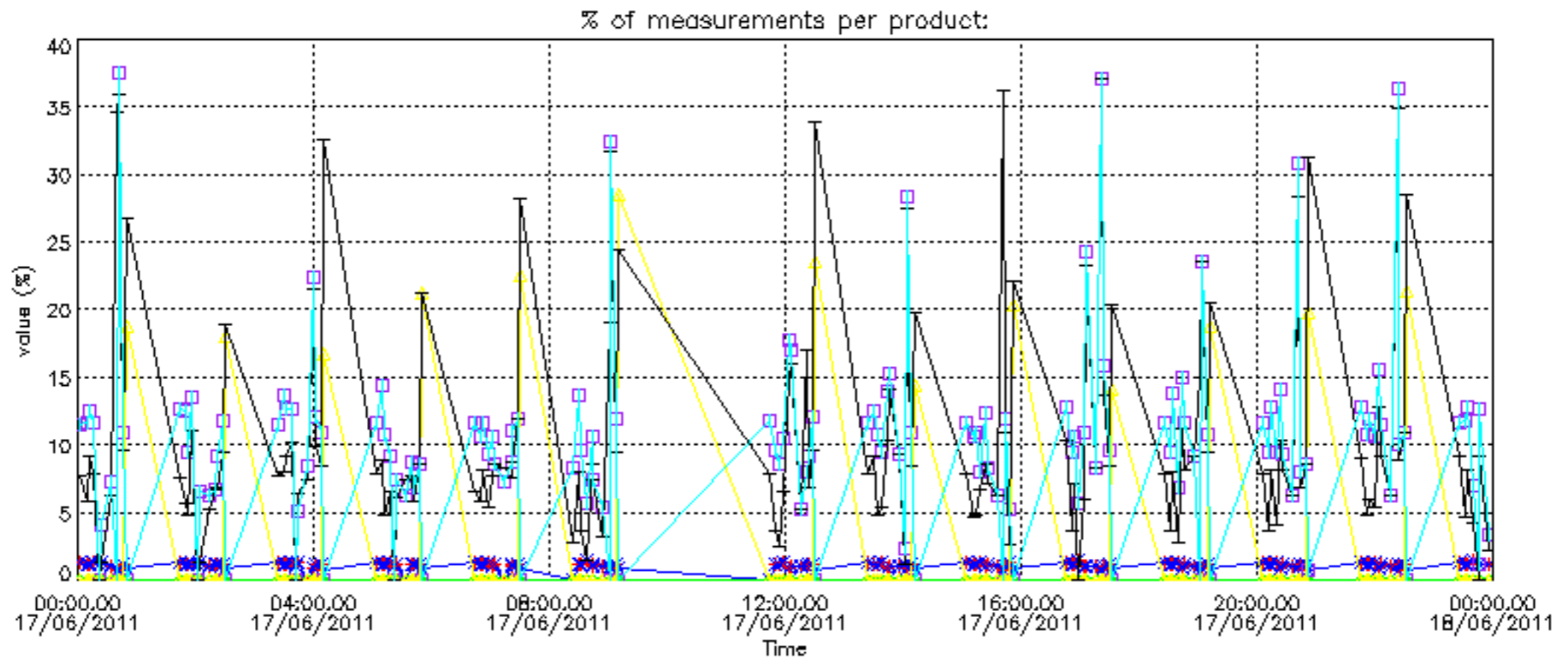
Percentage of flagged data per NO2 profile



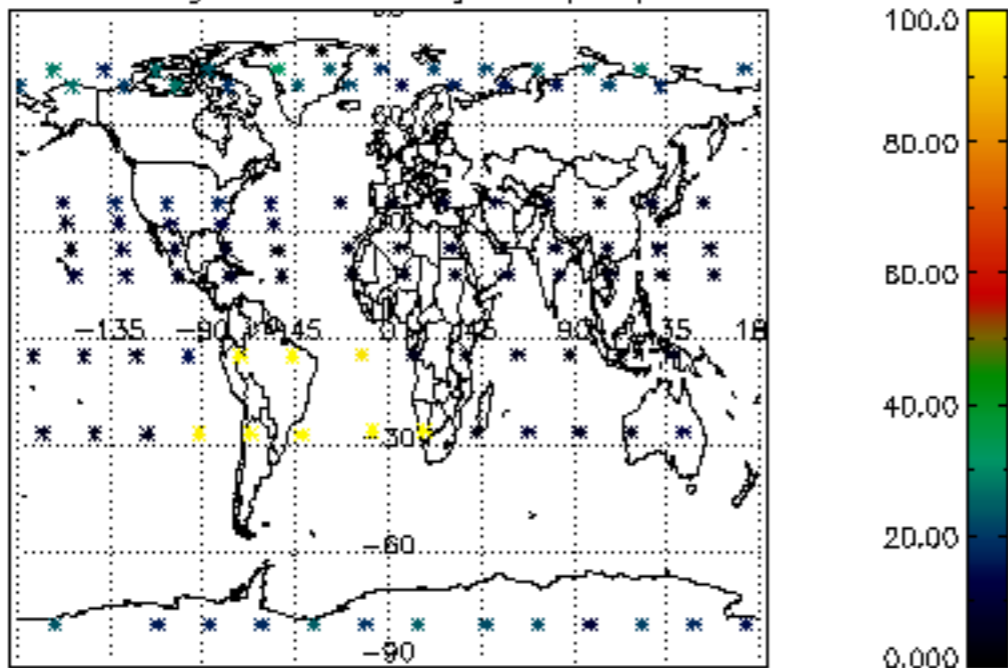
Percentage of flagged data per NO3 profile



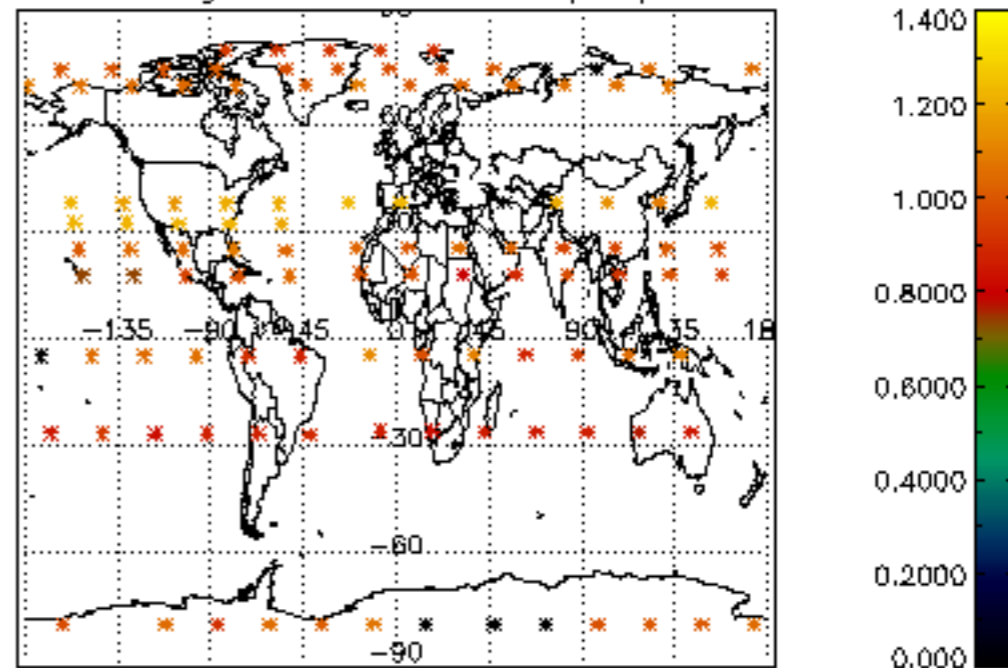




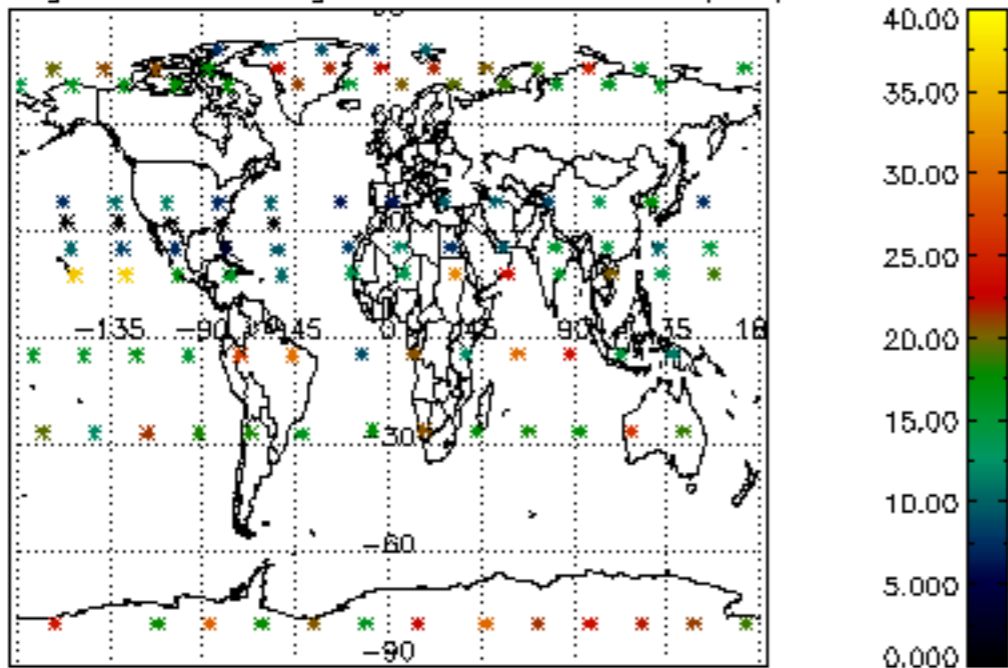
Percentage of cosmic ray hits per profile



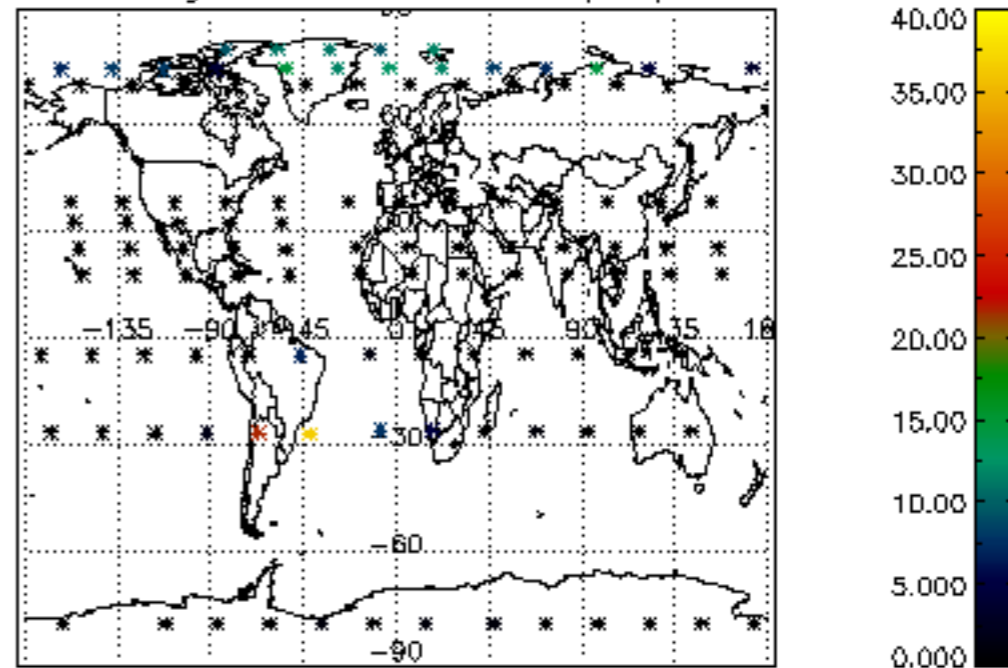
Percentage of datation errors per profile



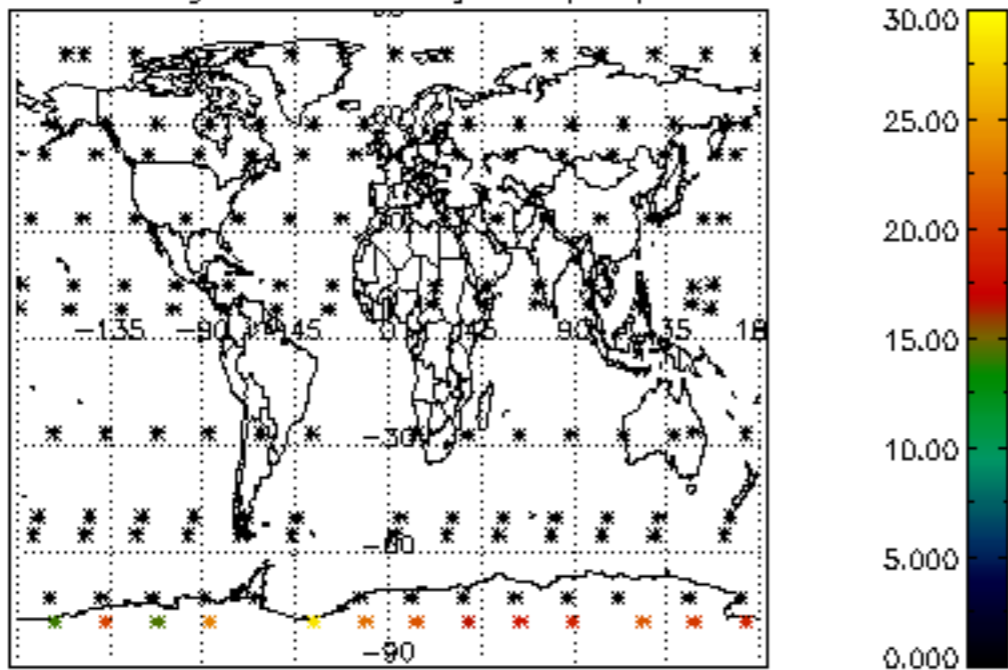
Percentage of star falling outside central band per profile



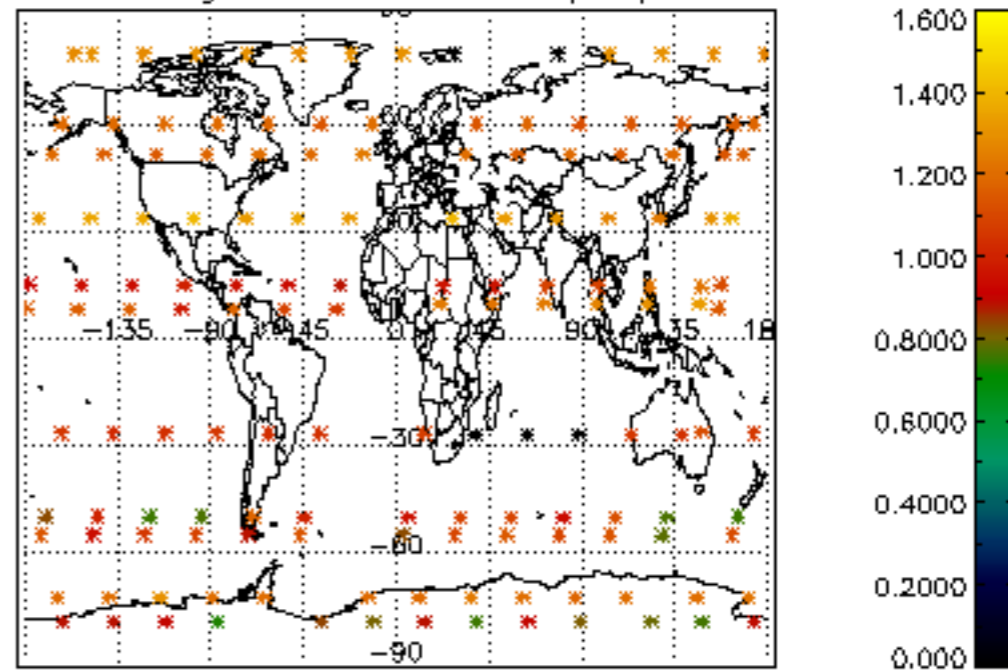
Percentage of saturation errors per profile



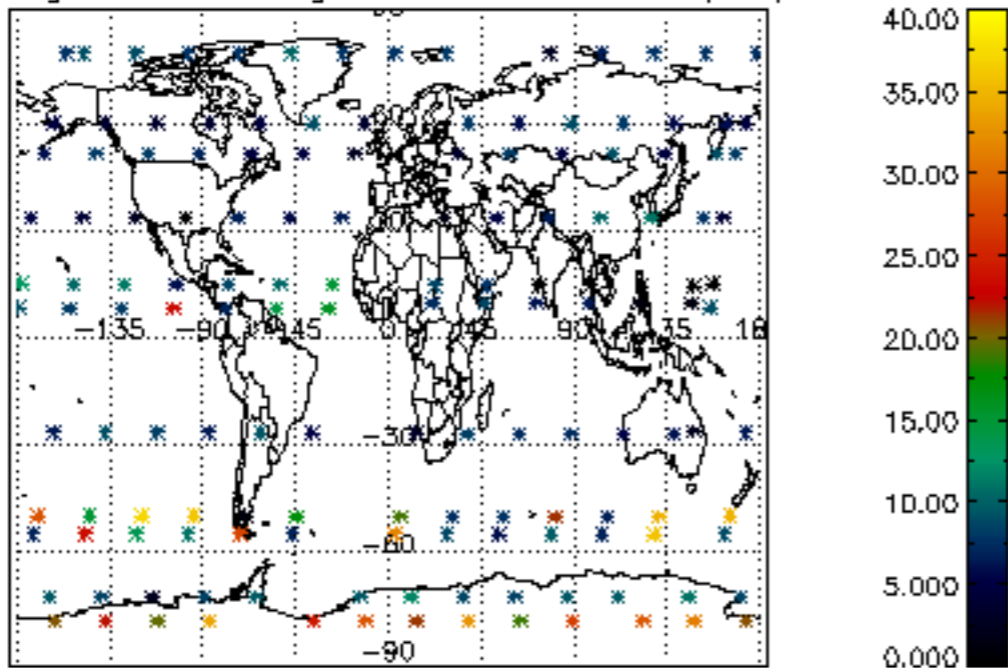
Percentage of cosmic ray hits per profile



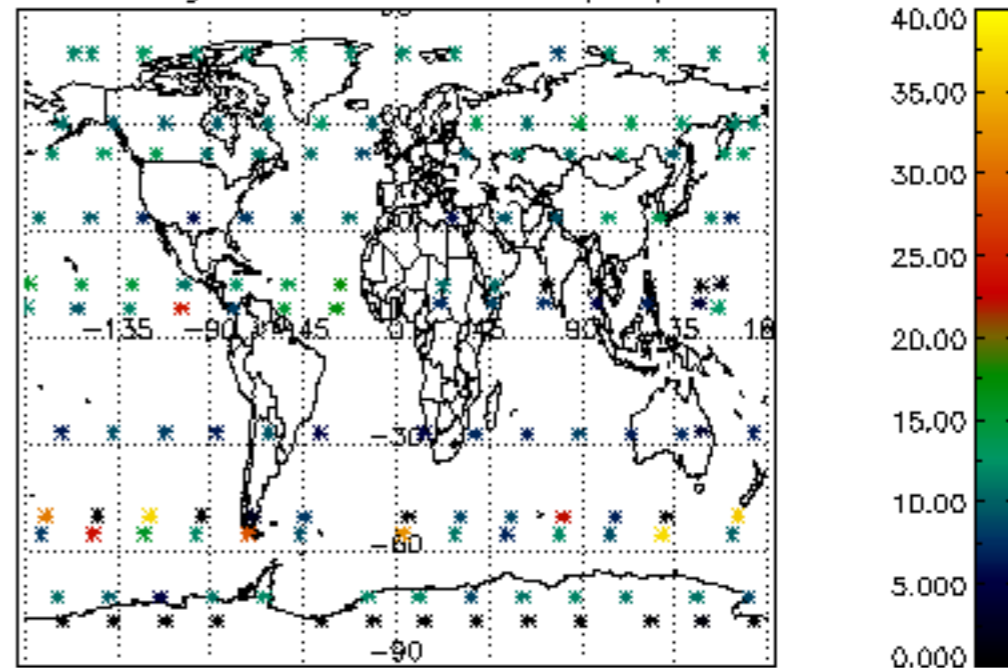
Percentage of datation errors per profile

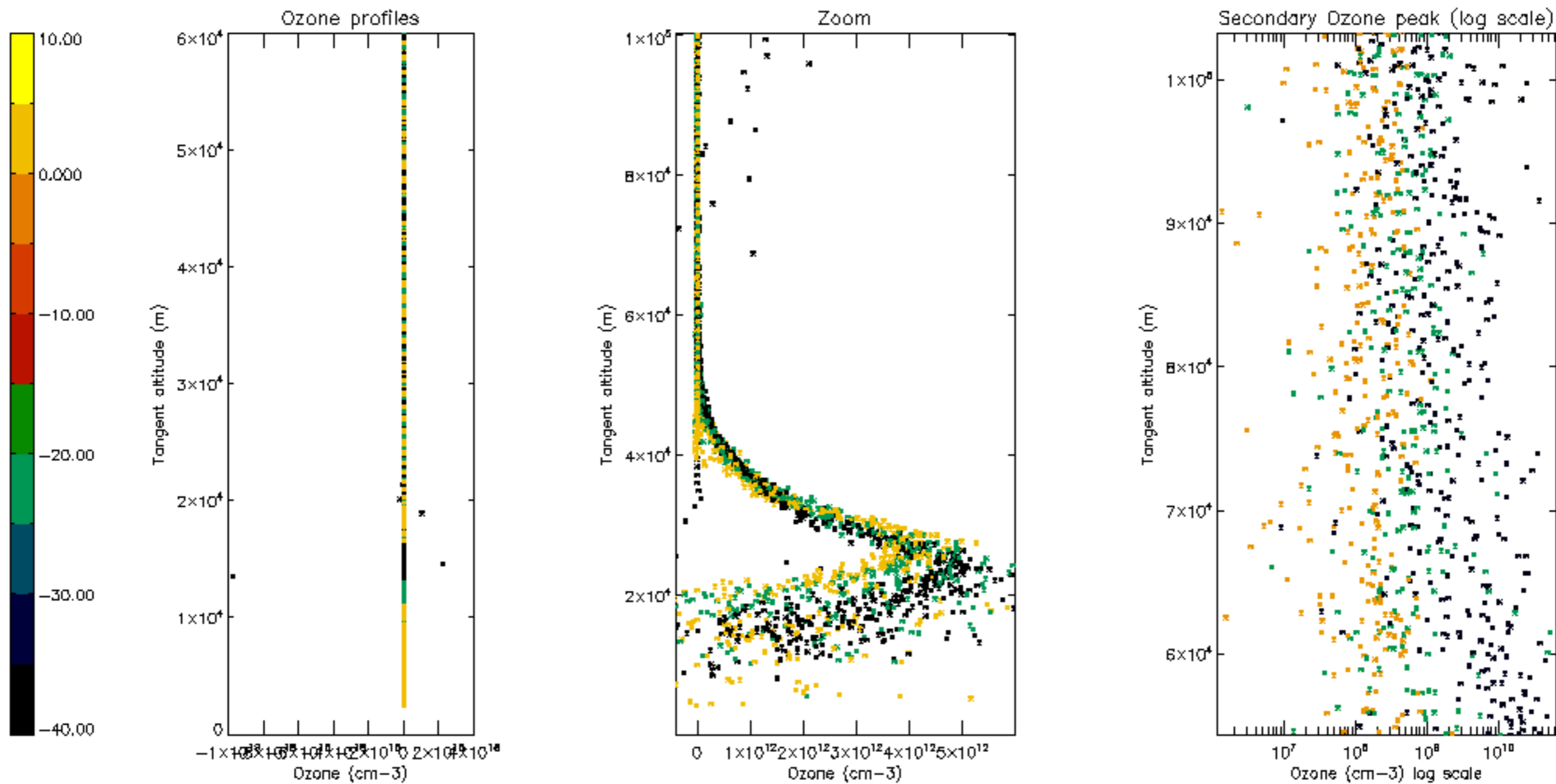


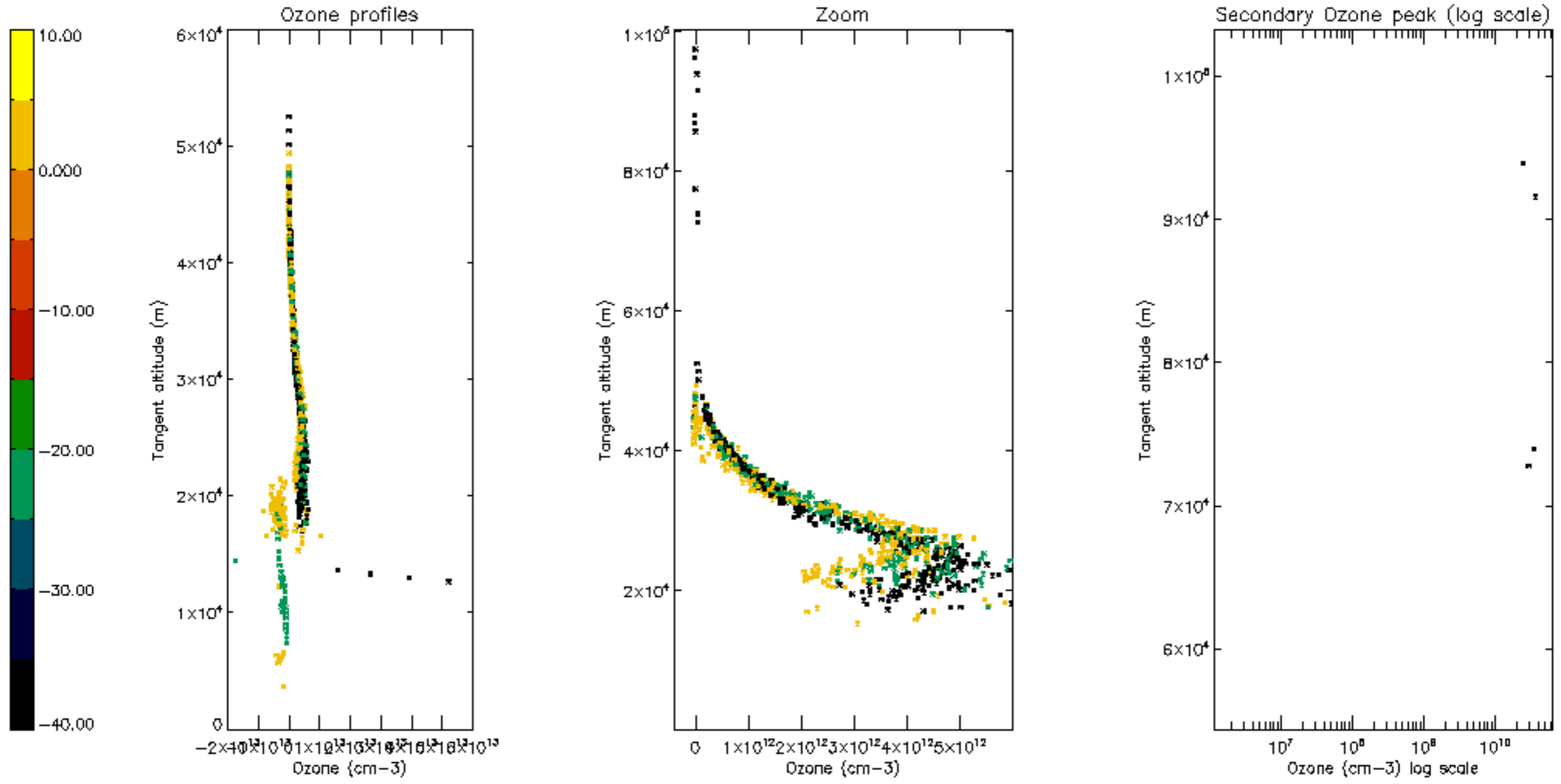
Percentage of star falling outside central band per profile

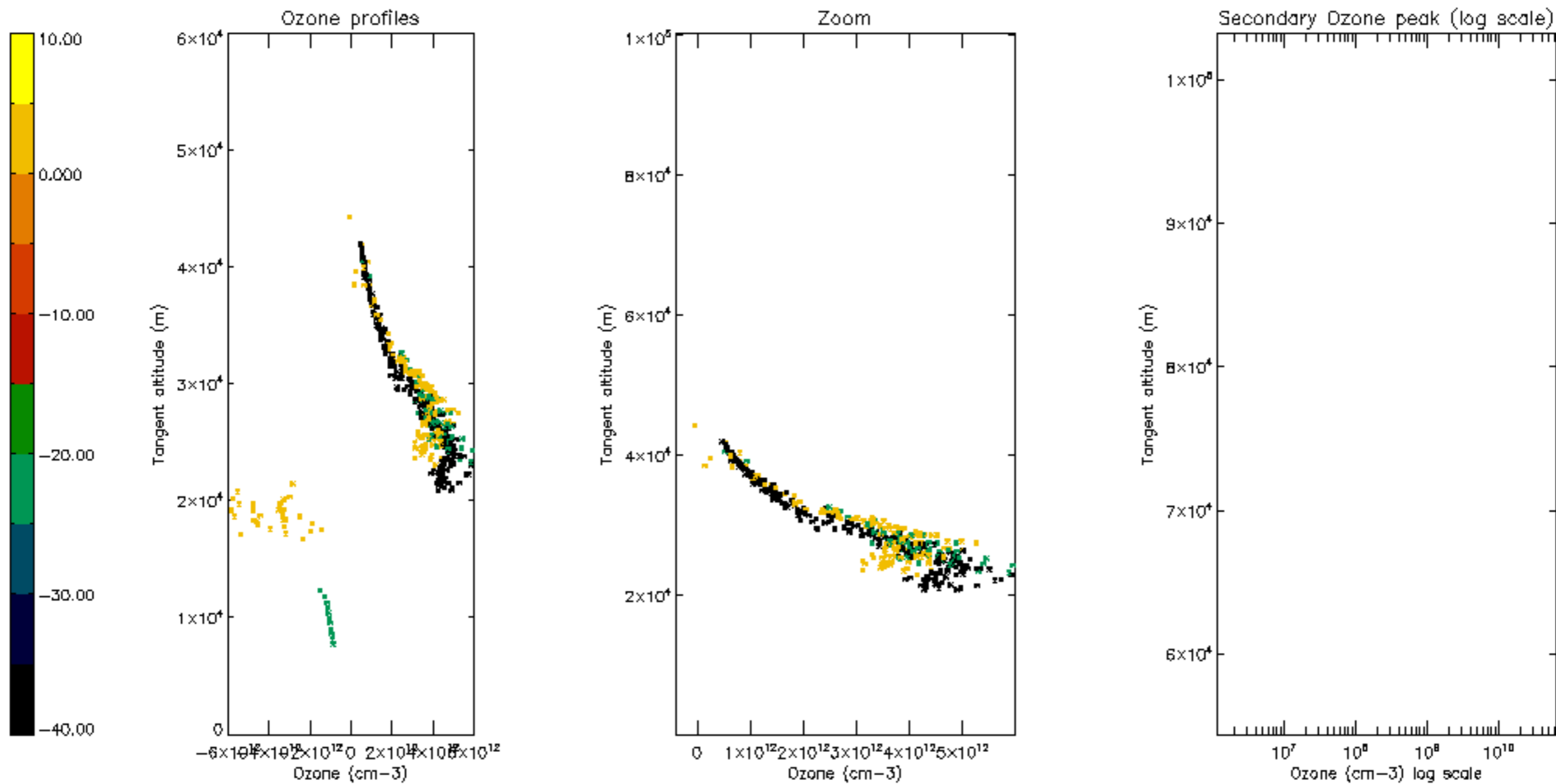


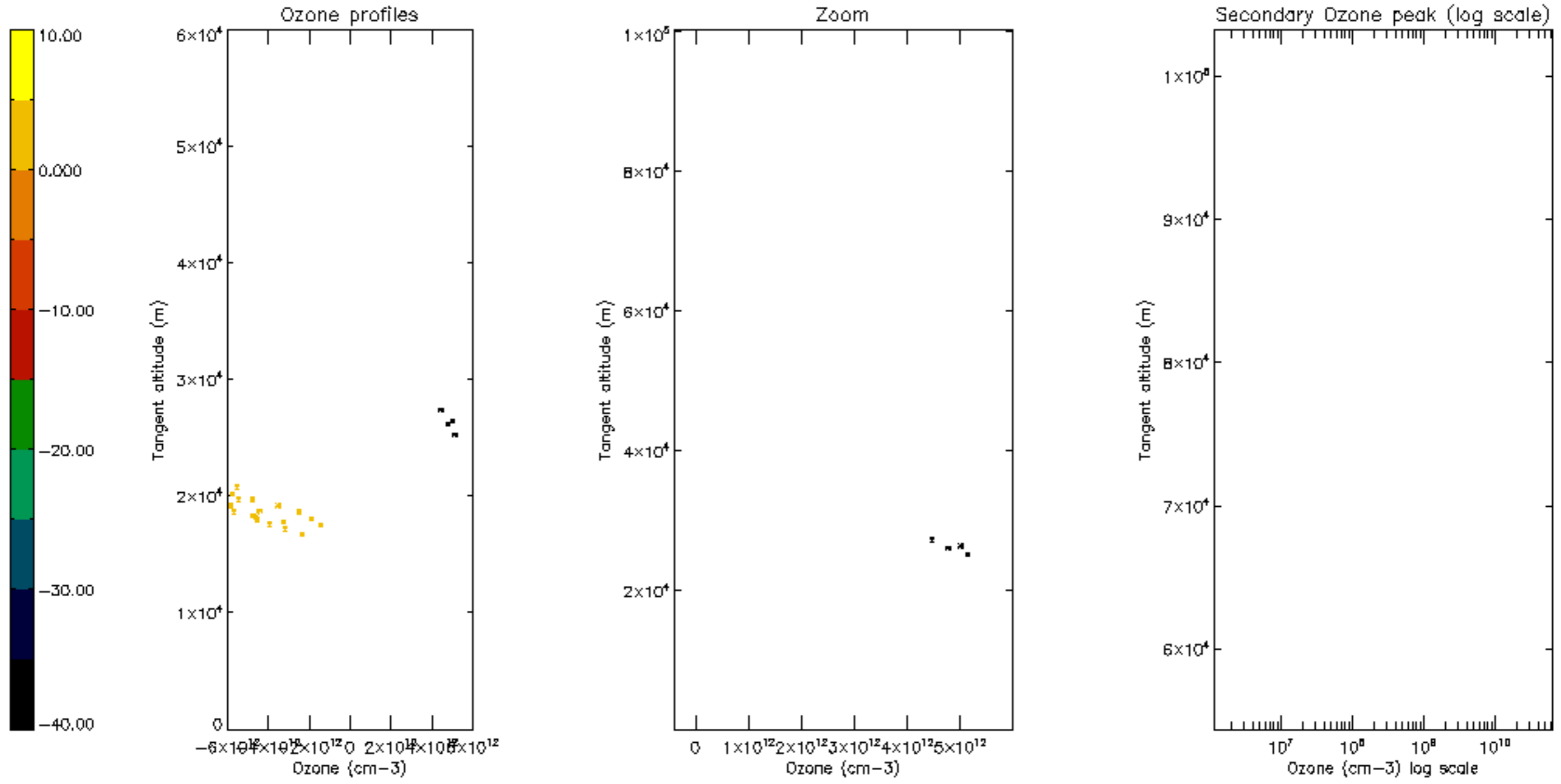
Percentage of saturation errors per profile

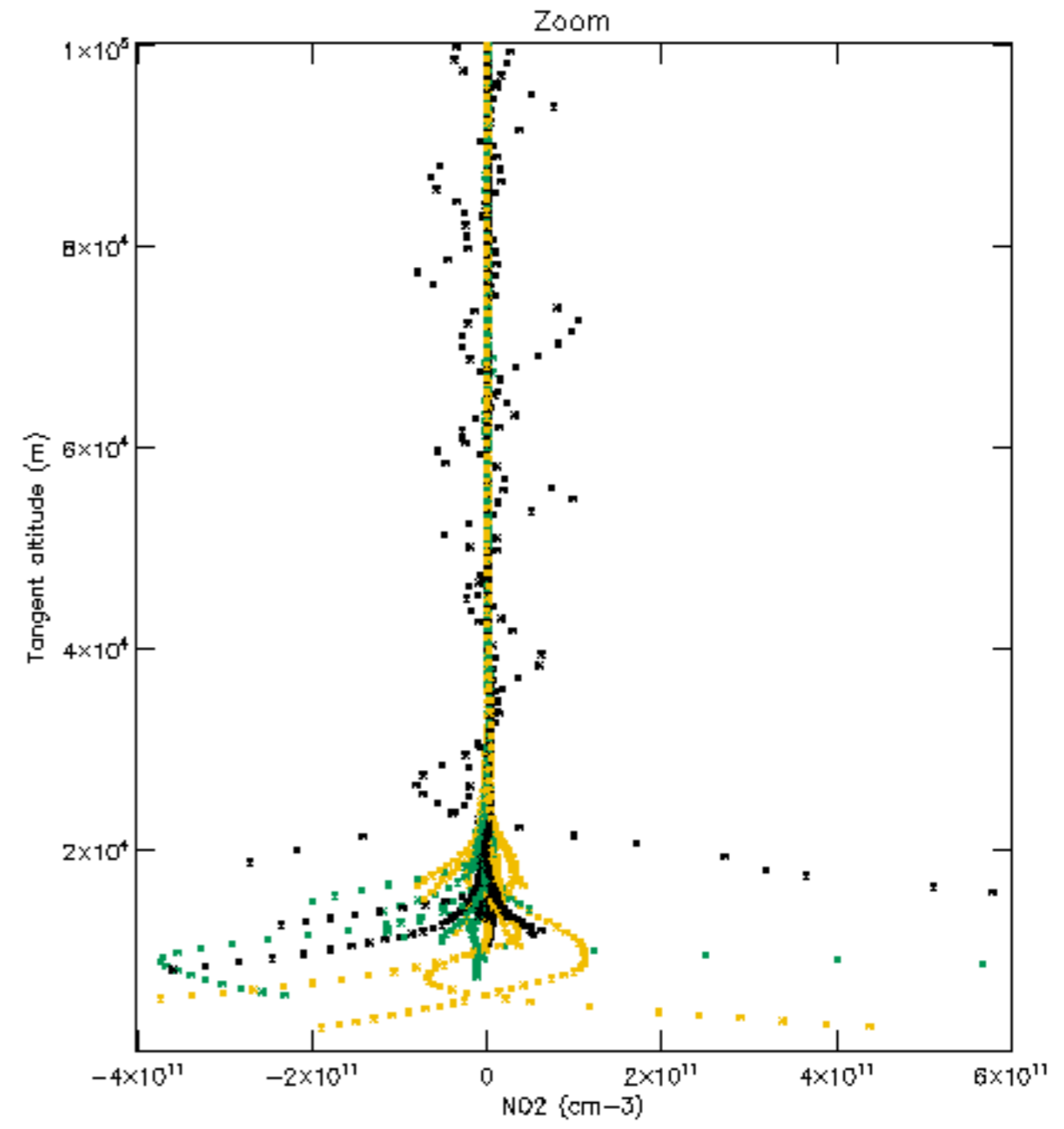
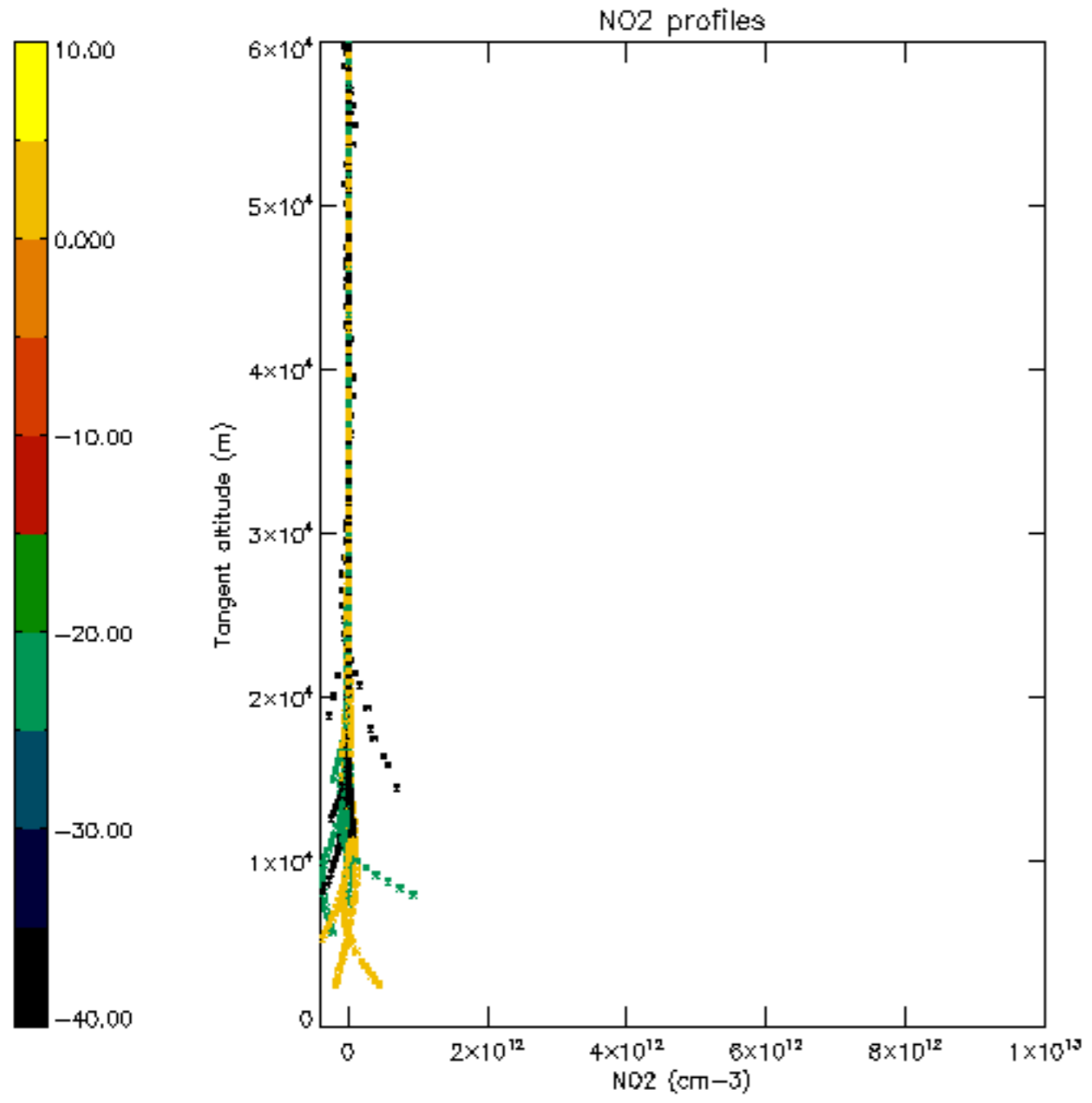


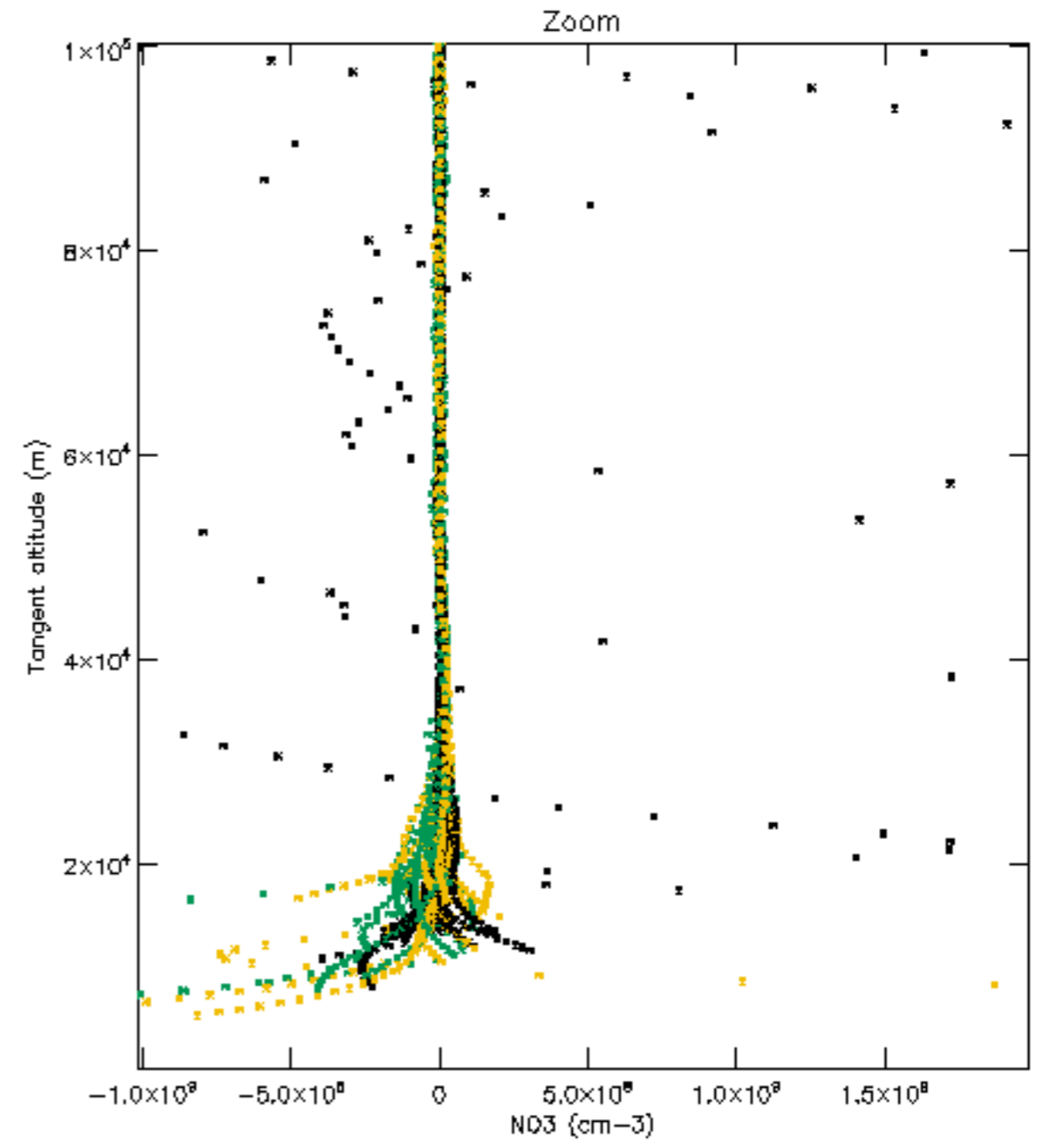
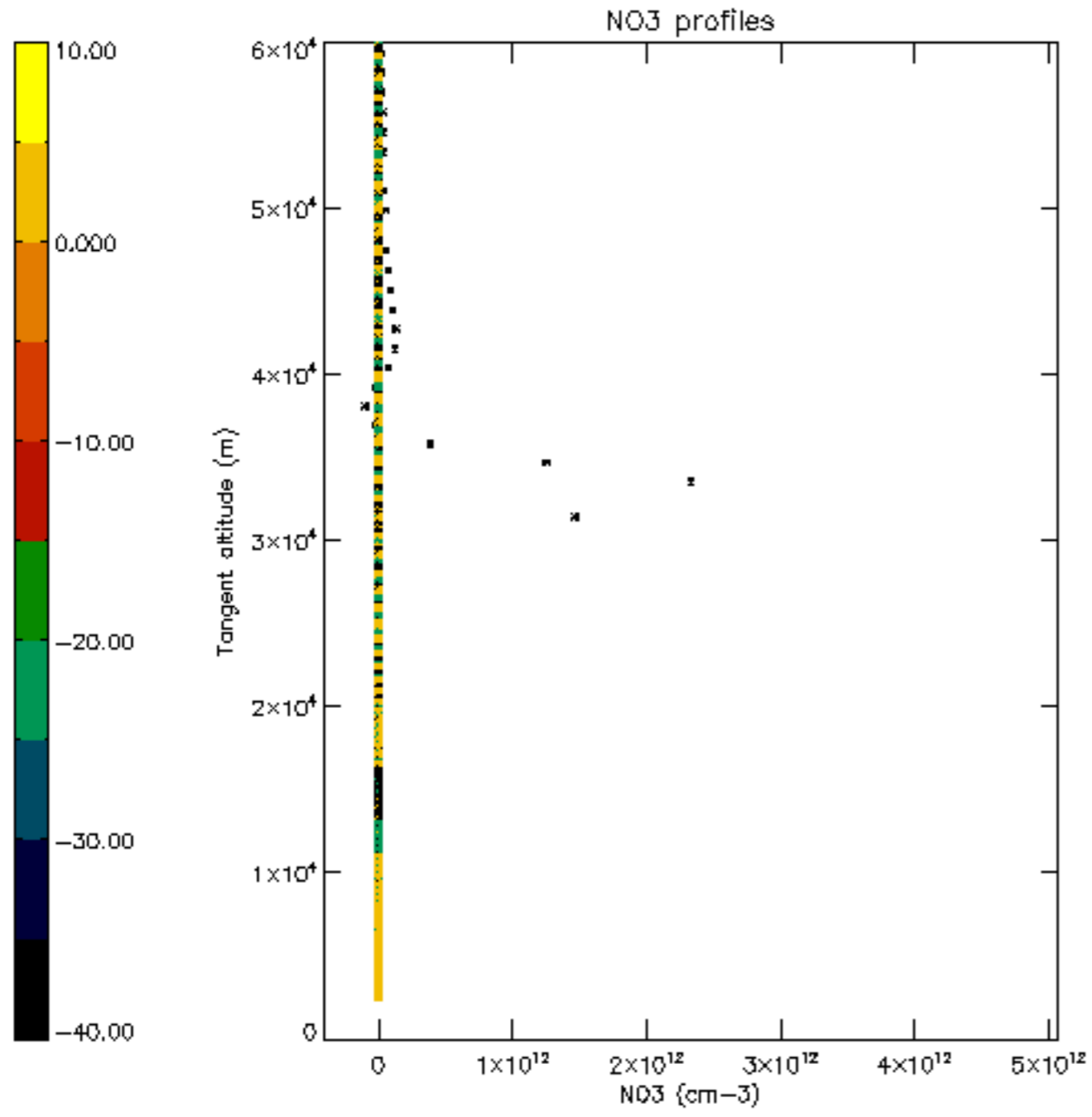


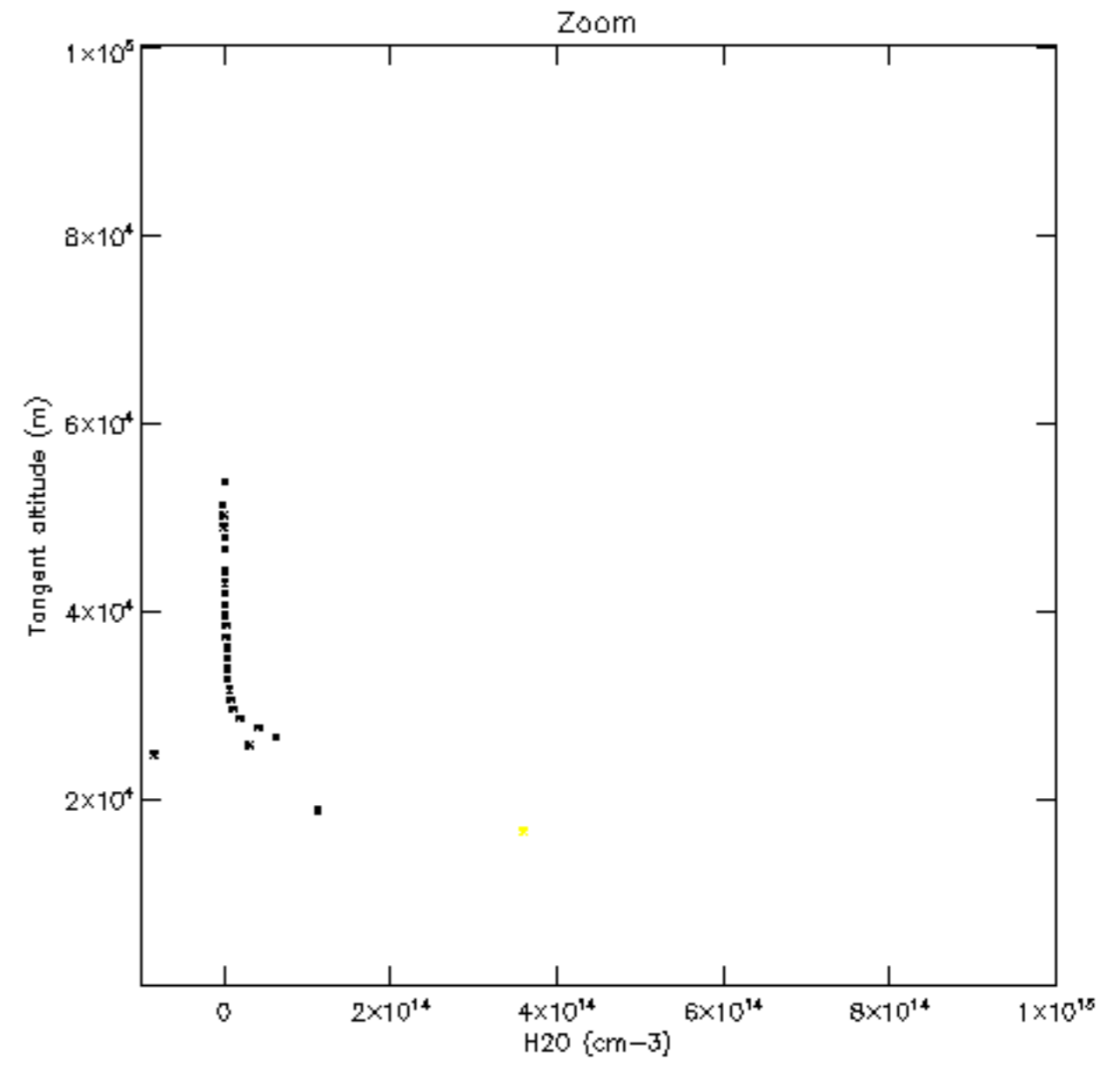
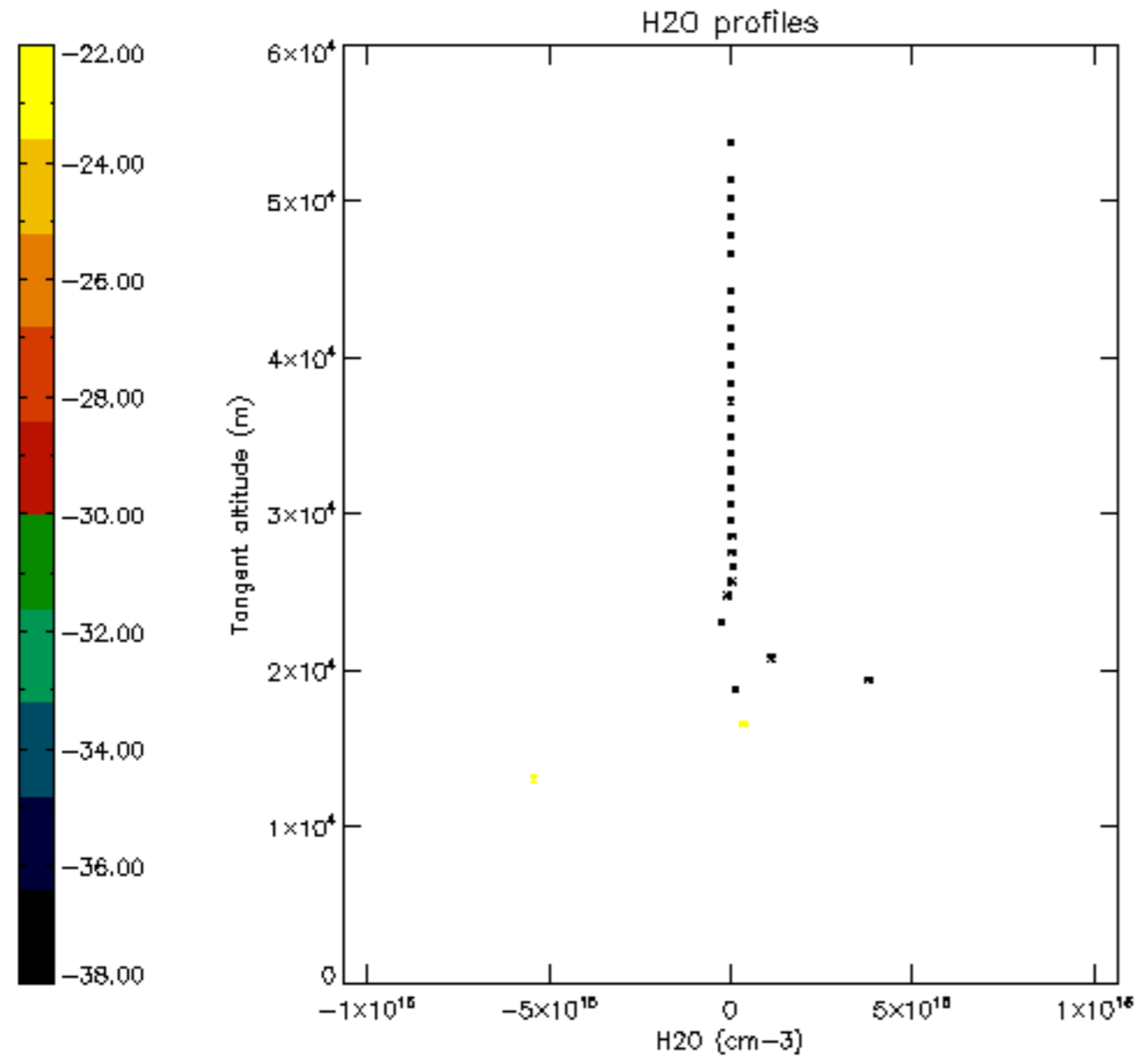


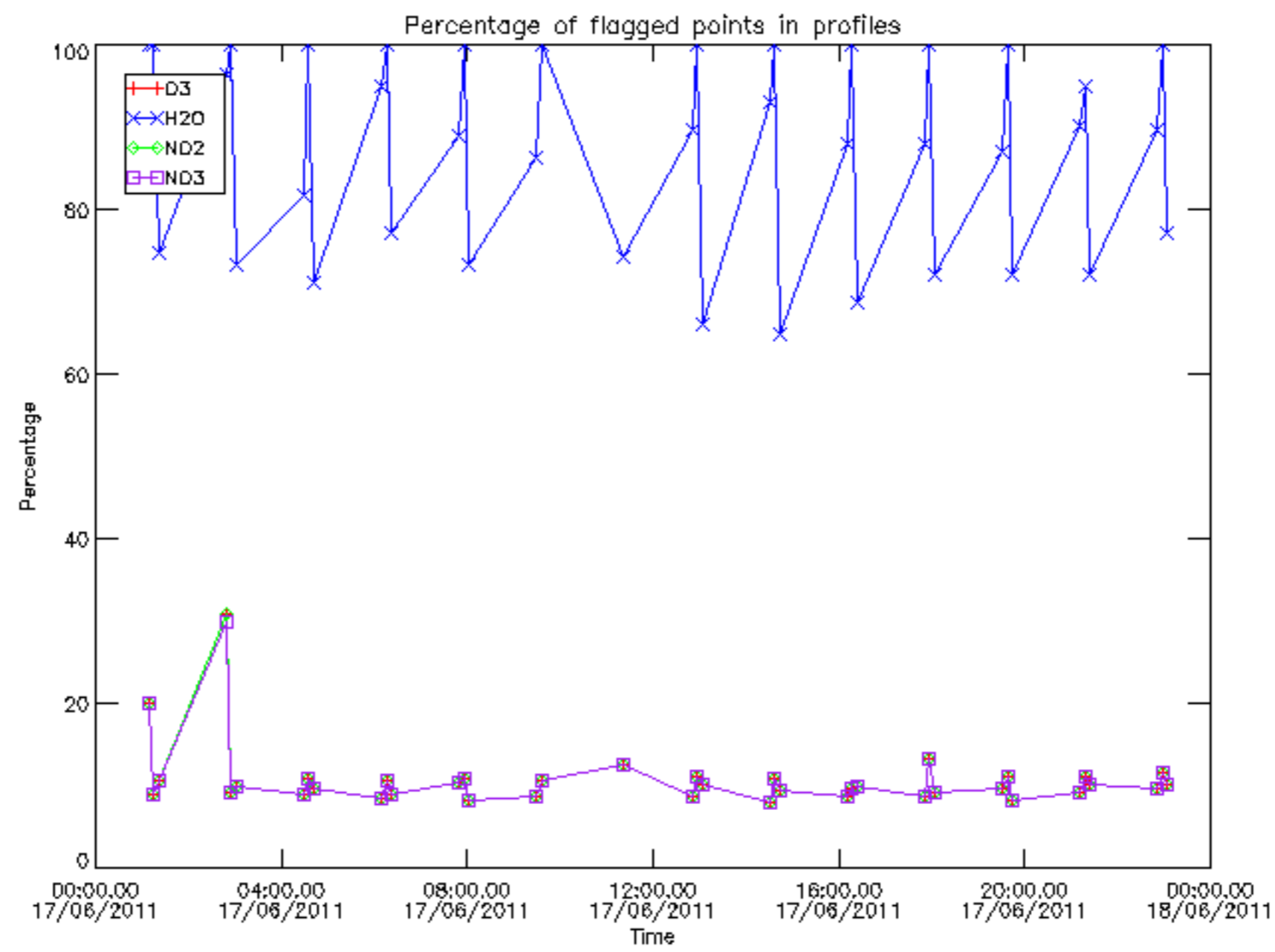




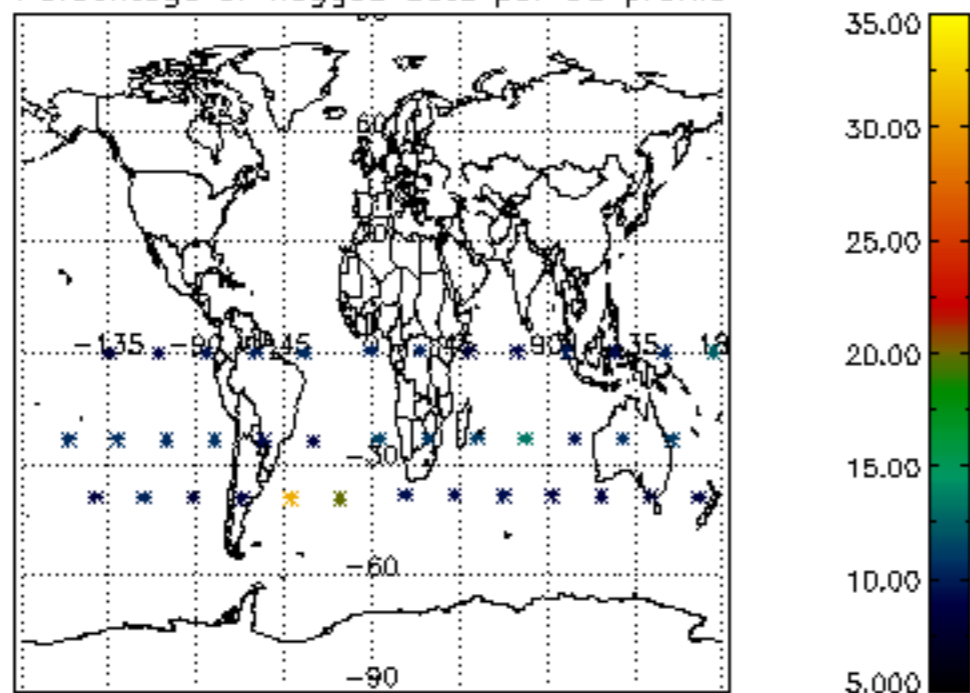




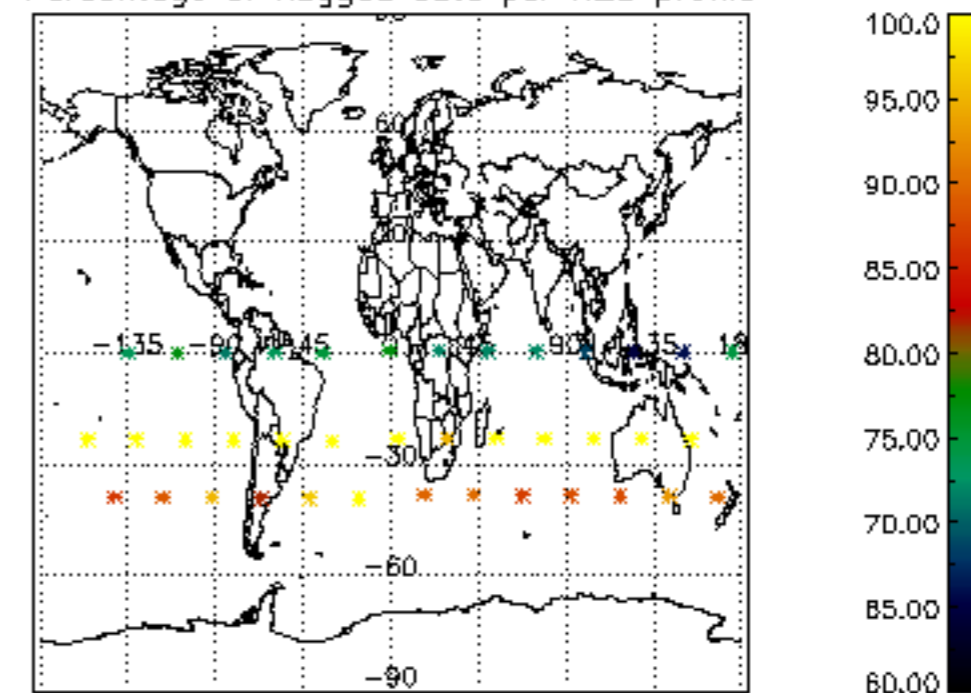




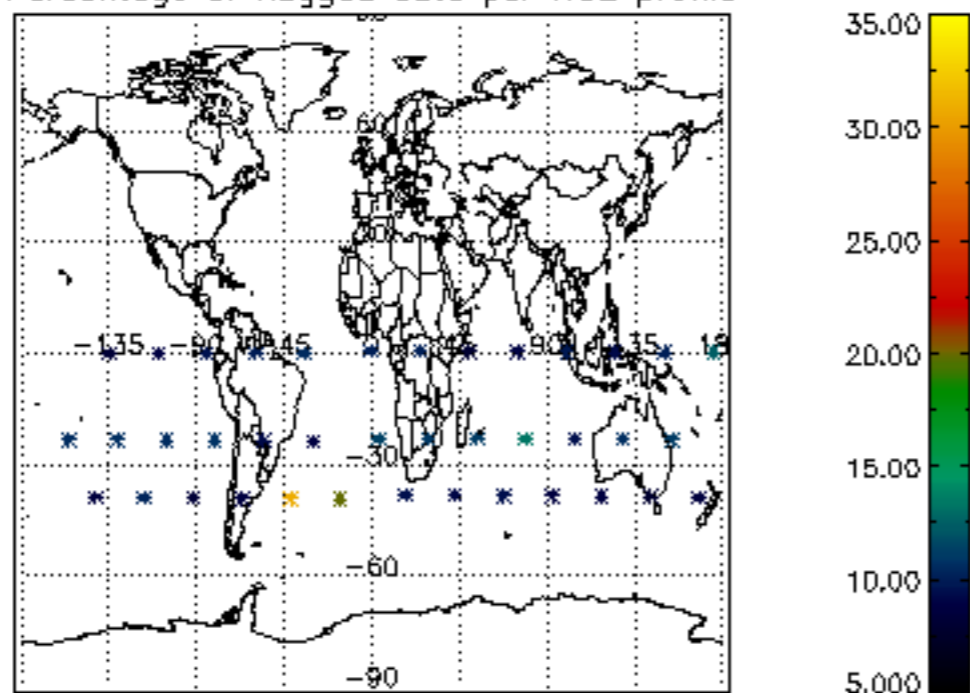
Percentage of flagged data per D3 profile



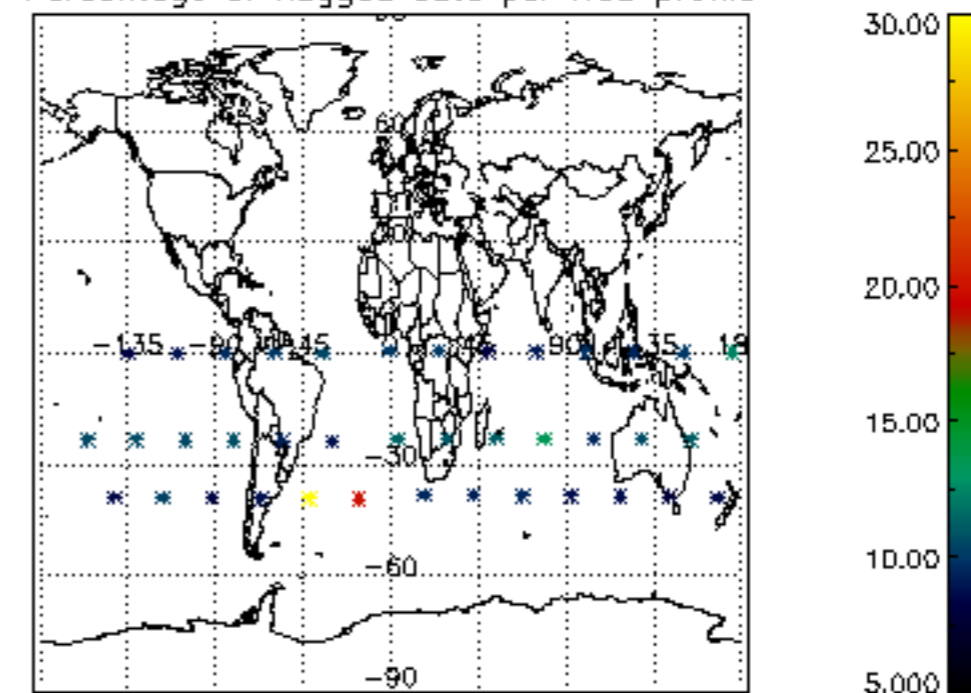
Percentage of flagged data per H2O profile

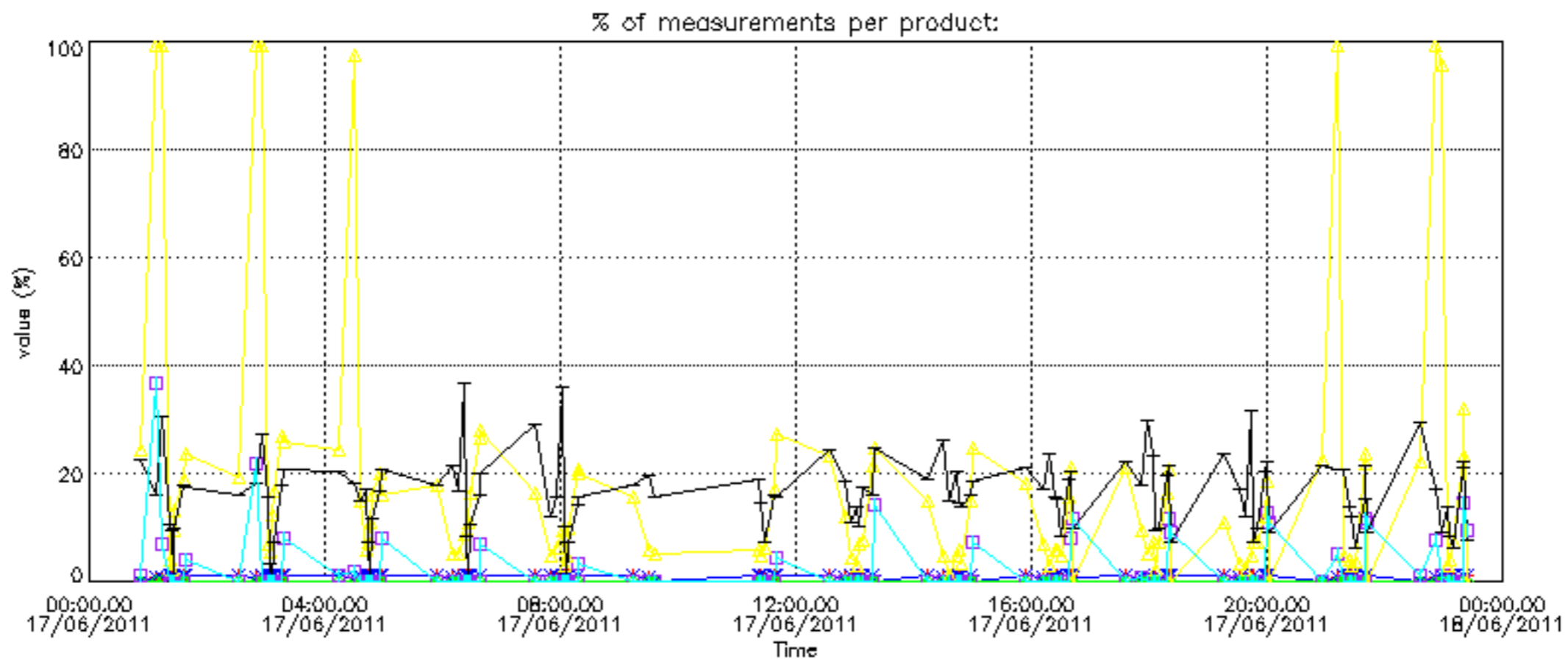


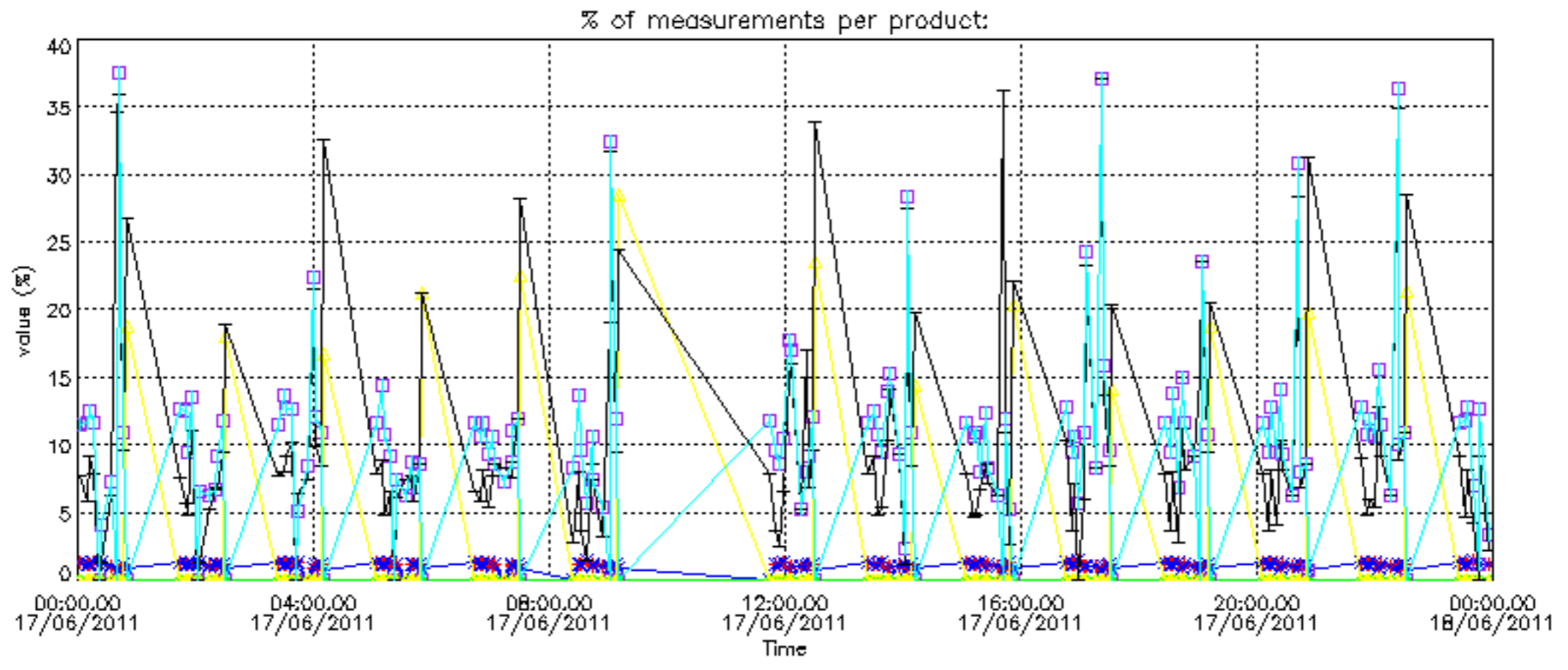
Percentage of flagged data per NO2 profile



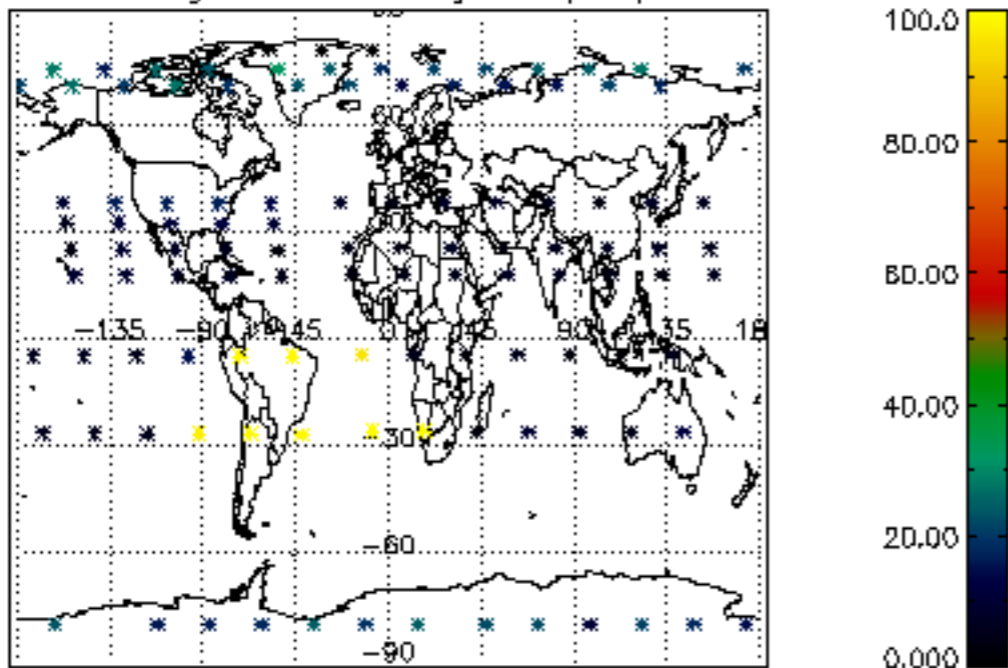
Percentage of flagged data per NO3 profile



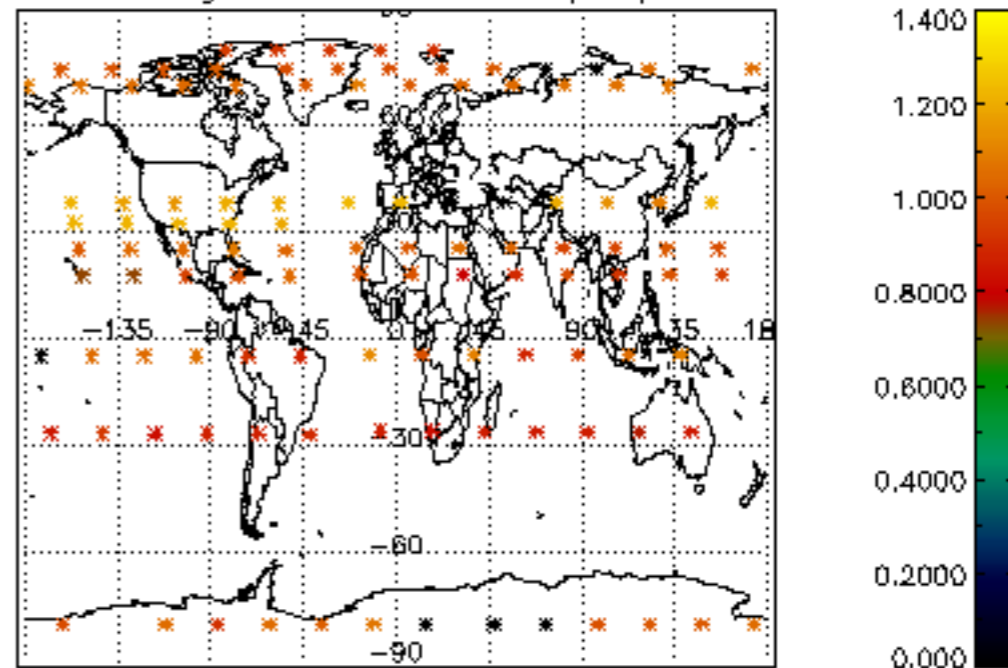




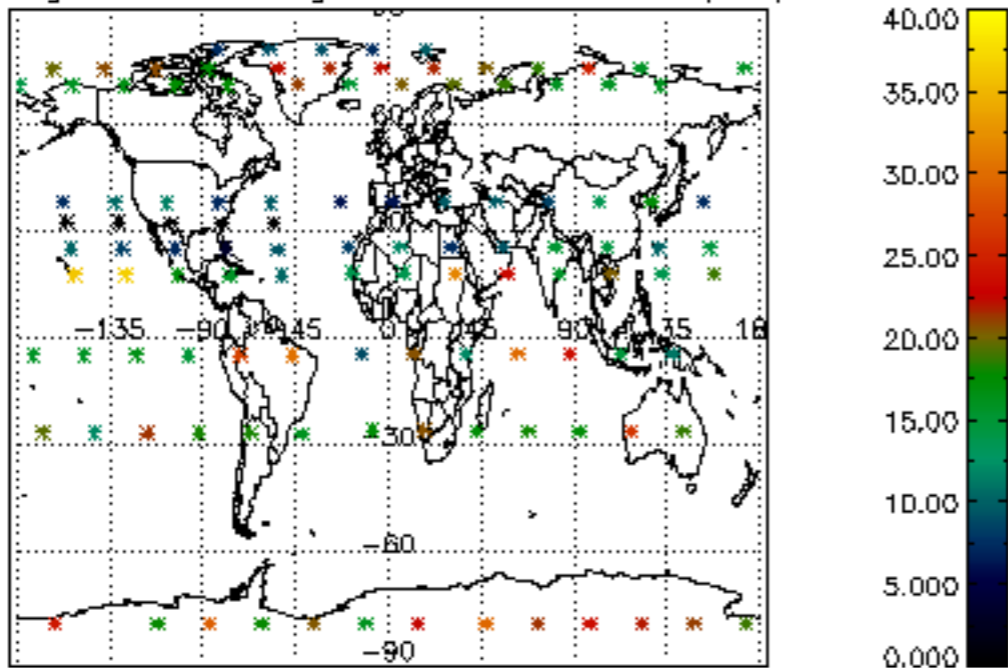
Percentage of cosmic ray hits per profile



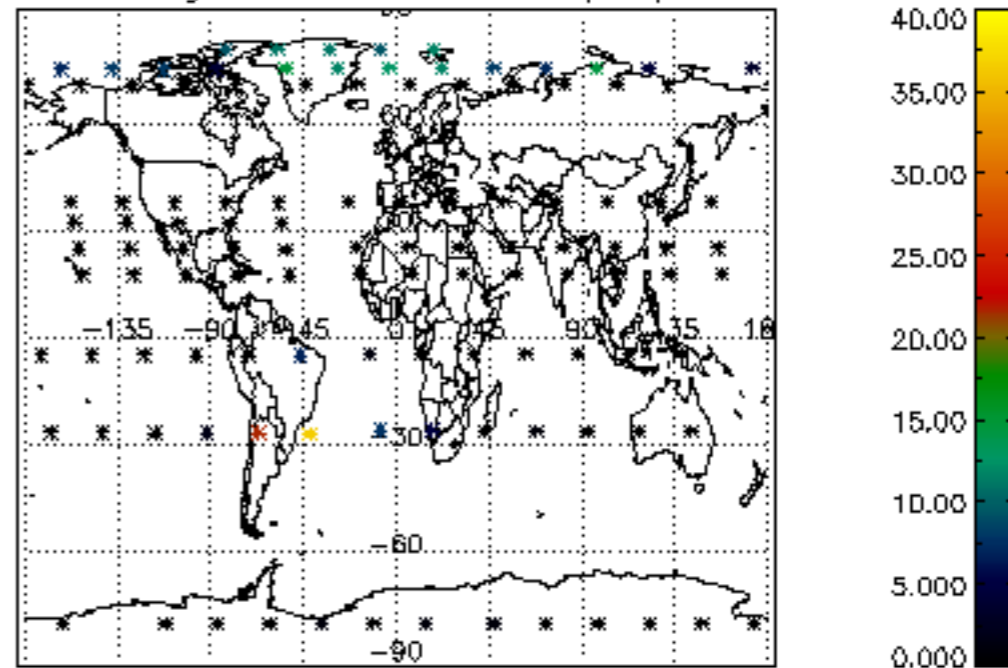
Percentage of datation errors per profile



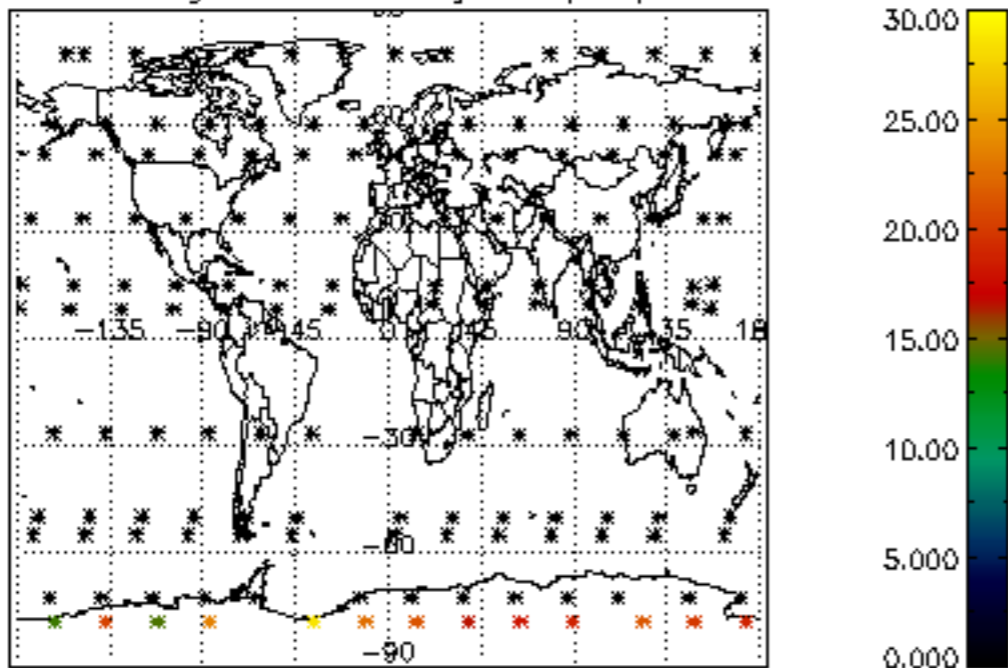
Percentage of star falling outside central band per profile



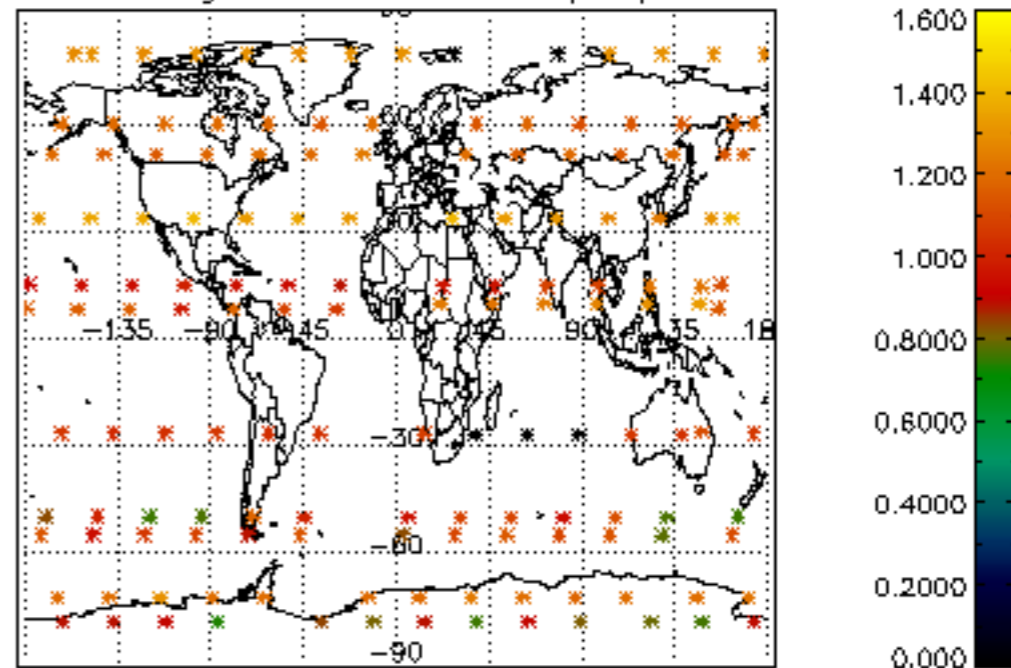
Percentage of saturation errors per profile



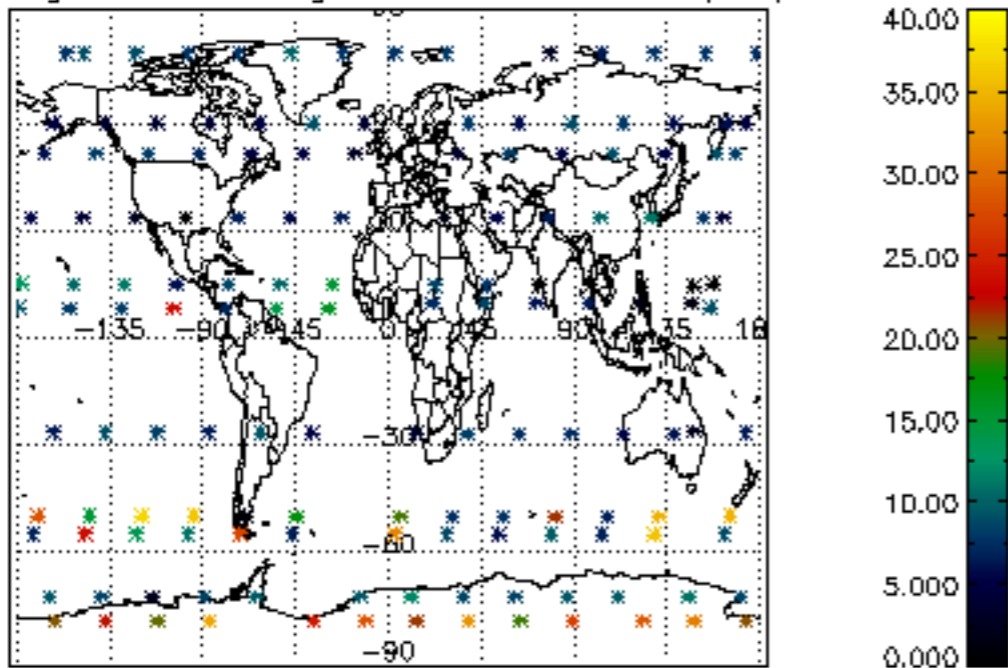
Percentage of cosmic ray hits per profile



Percentage of datation errors per profile



Percentage of star falling outside central band per profile



Percentage of saturation errors per profile

