

GOMOS Level 2 Daily Report

SUMMARY

[1. General Info](#)

[2. Summary of processed GOM_NL_2P products](#)

[3. Level 2 Quality information per product](#)

[3.1 Plot of level 2 quality information per product \(time dependant\)](#)

[3.2 Plot of level 2 quality information per product \(world map\)](#)

[4. Level 1 Quality information per product \(stored on level 2 products\)](#)

[4.1 Plot of level 1 quality information per product \(time dependant\)](#)

[4.1.1 Plot of level 1 quality information per product \(time dependant\): ASCENDING](#)

[4.1.2 Plot of level 1 quality information per product \(time dependant\): DESCENDING](#)

[4.2 Plot of level 1 quality information per product \(world map\)](#)

[4.2.1 Plot of level 1 quality information per product \(world map\): ASCENDING](#)

[4.2.2 Plot of level 1 quality information per product \(world map\): DESCENDING](#)

[5. Ozone profiles based on quality statistics and other trace gas profiles](#)

[5.1 Ozone statistics based on quality of products](#)

[5.2 Plot ozone profiles for all STD \(dark without errors\)](#)

[5.3 Plot ozone profiles where STD < 20% \(dark without errors\)](#)

[5.4. Plot ozone profiles where STD < 10% \(dark without errors\)](#)

[5.5. Plot ozone profiles where STD < 5% \(dark without errors\)](#)

[5.6 Plot NO2 profiles for all STD \(dark without errors\)](#)

[5.7 Plot NO3 profiles for all STD \(dark without errors\)](#)

[5.8 Plot H2O profiles \(only for occultations of stars 1,2,3,4,13,14,16,26,63 dark without errors\) for all STD](#)

[6. Auxiliary Data Files used for the production reported in section 2](#)

This report presents the daily analysis on parameters extracted from GOMOS level 2 data (GOM_NL__2P). It is intended to monitor some important parameters that will impact the quality of these products. A list of level 2 products (and content) that have arrived during the reporting day to the PCF is also given.

Item	Value
Time of report generation	24APR2013 14:49:09
Data source version	GOMOS/6.01
Start time of products	16-06-2011 (16JUN2011 00:00:00)
Stop time of products	17-06-2011 (17JUN2011 00:00:00)
Store outputs in DB	Yes
Nb of level 2 prods	273
Nb of prods with errors	0

2. Summary of processed GOM_NL__2P products.

Nr	Filename	UTC Start time	Limb	Duration	Star Id	Star Name	Star Mag	Star Temp	Nb Meas	Orbit	Prod. error
1	GOM_NL__2PRFIN20110616_000459_000000573103_00303_48593_5345.N1	16-JUN-2011 00:04:59	Dark	56.500	52	16Bet Cet	2.0370	4500.0	113	48593	No
2	GOM_NL__2PRFIN20110616_001108_000000443103_00303_48593_5346.N1	16-JUN-2011 00:11:08	Dark	43.500	84	Alp Phe	2.3970	4500.0	87	48593	No
3	GOM_NL__2PRFIN20110616_001722_000000523103_00304_48594_5327.N1	16-JUN-2011 00:17:22	Dark	52.000	63	Bet Gru	2.1500	2800.0	104	48594	No
4	GOM_NL__2PRFIN20110616_001925_000000493103_00304_48594_5328.N1	16-JUN-2011 00:19:25	Dark	49.000	31	Alp Gru	1.7340	15200.	98	48594	No
5	GOM_NL__2PRFIN20110616_002123_000000463103_00304_48594_5329.N1	16-JUN-2011 00:21:23	Straylight	46.000	172	Gam Gru	3.0030	13100.	92	48594	No
6	GOM_NL__2PRFIN20110616_002310_000000443103_00304_48594_5330.N1	16-JUN-2011 00:23:10	Straylight	43.500	45	Alp Pav	1.9400	26000.	87	48594	No
7	GOM_NL__2PRFIN20110616_003244_000000493103_00304_48594_5331.N1	16-JUN-2011 00:32:44	Twilight	48.500	38	20Eps Sgr	1.8360	11000.	97	48594	No
8	GOM_NL__2PRFIN20110616_003413_000000543103_00304_48594_5332.N1	16-JUN-2011 00:34:13	Twilight	53.500	116	19Del Sgr	2.7000	4100.0	107	48594	No
9	GOM_NL__2PRFIN20110616_003928_000000403103_00304_48594_5333.N1	16-JUN-2011 00:39:28	Bright	39.500	86	35Eta Oph	2.4300	10200.	79	48594	No
10	GOM_NL__2PRFIN20110616_004555_000000453103_00304_48594_5334.N1	16-JUN-2011 00:45:55	Bright	44.500	126	60Bet Oph	2.7700	4250.0	89	48594	No
11	GOM_NL__2PRFIN20110616_004825_000000443103_00304_48594_5335.N1	16-JUN-2011 00:48:25	Bright	43.500	59	55Alp Oph	2.0800	8900.0	87	48594	No
12	GOM_NL__2PRFIN20110616_005026_000000363103_00304_48594_5336.N1	16-JUN-2011 00:50:26	Bright	36.000	127	27Bet Her	2.7810	4700.0	72	48594	No
13	GOM_NL__2PRFIN20110616_005327_000000393103_00304_48594_5337.N1	16-JUN-2011 00:53:27	Bright	39.000	133	40Zet Her	2.8070	6000.0	78	48594	No
14	GOM_NL__2PRFIN20110616_010011_000000373103_00304_48594_5338.N1	16-JUN-2011 01:00:11	Bright	36.500	130	23Bet Dra	2.7990	5800.0	73	48594	No
15	GOM_NL__2PRFIN20110616_011028_000000473103_00304_48594_5339.N1	16-JUN-2011 01:10:28	Bright	46.500	89	5Alp Cep	2.4510	8000.0	93	48594	No
16	GOM_NL__2PRFIN20110616_011656_000000523103_00304_48594_5340.N1	16-JUN-2011 01:16:56	Bright	52.000	74	11Bet Cas	2.2680	6600.0	104	48594	No
17	GOM_NL__2PRFIN20110616_011820_000000433103_00304_48594_5341.N1	16-JUN-2011 01:18:20	Bright	43.000	68	18Alp Cas	2.2250	4500.0	86	48594	No
18	GOM_NL__2PRFIN20110616_012332_000000573103_00304_48594_5342.N1	16-JUN-2011 01:23:32	Bright	57.000	73	57Gam1And	2.2600	13100.	114	48594	No
19	GOM_NL__2PRFIN20110616_012553_000000573103_00304_48594_5343.N1	16-JUN-2011 01:25:53	Twilight	57.000	53	43Bet And	2.0480	3300.0	114	48594	No
20	GOM_NL__2PRFIN20110616_012925_000000473103_00304_48594_5344.N1	16-JUN-2011 01:29:25	Twilight	46.500	50	13Alp Ari	2.0070	4250.0	93	48594	No
21	GOM_NL__2PRFIN20110616_025710_000000433103_00305_48595_5327.N1	16-JUN-2011 02:57:10	Bright	42.500	74	11Bet Cas	2.2680	6600.0	85	48595	No
22	GOM_NL__2PRFIN20110616_025834_000000433103_00305_48595_5328.N1	16-JUN-2011 02:58:34	Bright	42.500	68	18Alp Cas	2.2250	4500.0	85	48595	No
23	GOM_NL__2PRFIN20110616_030346_000000413103_00305_48595_5329.N1	16-JUN-2011 03:03:46	Bright	41.000	73	57Gam1And	2.2600	13100.	82	48595	No
24	GOM_NL__2PRFIN20110616_030607_000000583103_00305_48595_5330.N1	16-JUN-2011 03:06:07	Twilight	58.000	53	43Bet And	2.0480	3300.0	116	48595	No
25	GOM_NL__2PRFIN20110616_030939_000000523103_00305_48595_5331.N1	16-JUN-2011 03:09:39	Twilight	51.500	50	13Alp Ari	2.0070	4250.0	103	48595	No
26	GOM_NL__2PRFIN20110616_032529_000000553103_00305_48595_5332.N1	16-JUN-2011 03:25:29	Dark	55.000	52	16Bet Cet	2.0370	4500.0	110	48595	No
27	GOM_NL__2PRFIN20110616_033138_000000483103_00305_48595_5333.N1	16-JUN-2011 03:31:38	Dark	47.500	84	Alp Phe	2.3970	4500.0	95	48595	No
28	GOM_NL__2PRFIN20110616_033752_000000503103_00306_48596_5327.N1	16-JUN-2011 03:37:52	Dark	50.000	63	Bet Gru	2.1500	2800.0	100	48596	No
29	GOM_NL__2PRFIN20110616_033955_000000503103_00306_48596_5328.N1	16-JUN-2011 03:39:55	Dark	50.000	31	Alp Gru	1.7340	15200.	100	48596	No
30	GOM_NL__2PRFIN20110616_034154_000000463103_00306_48596_5329.N1	16-JUN-2011 03:41:54	Straylight	46.000	172	Gam Gru	3.0030	13100.	92	48596	No
31	GOM_NL__2PRFIN20110616_034339_000000433103_00306_48596_5330.N1	16-JUN-2011 03:43:39	Straylight	43.000	45	Alp Pav	1.9400	26000.	86	48596	No
32	GOM_NL__2PRFIN20110616_035313_000000483103_00306_48596_5331.N1	16-JUN-2011 03:53:13	Twilight	48.000	38	20Eps Sgr	1.8360	11000.	96	48596	No
33	GOM_NL__2PRFIN20110616_035442_000000503103_00306_48596_5332.N1	16-JUN-2011 03:54:42	Twilight	50.000	116	19Del Sgr	2.7000	4100.0	100	48596	No
34	GOM_NL__2PRFIN20110616_035956_000000393103_00306_48596_5333.N1	16-JUN-2011 03:59:56	Bright	39.000	86	35Eta Oph	2.4300	10200.	78	48596	No
35	GOM_NL__2PRFIN20110616_040623_000000473103_00306_48596_5334.N1	16-JUN-2011 04:06:23	Bright	47.000	126	60Bet Oph	2.7700	4250.0	94	48596	No
36	GOM_NL__2PRFIN20110616_040852_000000433103_00306_48596_5335.N1	16-JUN-2011 04:08:52	Bright	42.500	59	55Alp Oph	2.0800	8900.0	85	48596	No
37	GOM_NL__2PRFIN20110616_041054_000000383103_00306_48596_5336.N1	16-JUN-2011 04:10:54	Bright	37.500	127	27Bet Her	2.7810	4700.0	75	48596	No
38	GOM_NL__2PRFIN20110616_041354_000000403103_00306_48596_5337.N1	16-JUN-2011 04:13:54	Bright	39.500	133	40Zet Her	2.8070	6000.0	79	48596	No
39	GOM_NL__2PRFIN20110616_042038_000000413103_00306_48596_5338.N1	16-JUN-2011 04:20:38	Bright	41.000	130	23Bet Dra	2.7990	5800.0	82	48596	No
40	GOM_NL__2PRFIN20110616_043054_000000473103_00306_48596_5339.N1	16-JUN-2011 04:30:54	Bright	46.500	89	5Alp Cep	2.4510	8000.0	93	48596	No
41	GOM_NL__2PRFIN20110616_043724_000000433103_00306_48596_5340.N1	16-JUN-2011 04:37:24	Bright	43.000	74	11Bet Cas	2.2680	6600.0	86	48596	No
42	GOM_NL__2PRFIN20110616_043848_000000553103_00306_48596_5341.N1	16-JUN-2011 04:38:48	Bright	55.000	68	18Alp Cas	2.2250	4500.0	110	48596	No

43	GOM_NL__2PRFIN20110616_044400_000000413103_00306_48596_5342.N1	16-JUN-2011 04:44:00	Bright	40.500	73	57Gam1And	2.2600	13100.	81	48596	No
44	GOM_NL__2PRFIN20110616_044621_000000593103_00306_48596_5343.N1	16-JUN-2011 04:46:21	Twilight	58.500	53	43Bet And	2.0480	3300.0	117	48596	No
45	GOM_NL__2PRFIN20110616_044953_000000523103_00306_48596_5344.N1	16-JUN-2011 04:49:53	Twilight	51.500	50	13Alp Ari	2.0070	4250.0	103	48596	No
46	GOM_NL__2PRFIN20110616_050544_000000563103_00306_48596_5345.N1	16-JUN-2011 05:05:44	Dark	55.500	52	16Bet Cet	2.0370	4500.0	111	48596	No
47	GOM_NL__2PRFIN20110616_051153_000000483103_00306_48596_5346.N1	16-JUN-2011 05:11:53	Dark	48.000	84	Alp Phe	2.3970	4500.0	96	48596	No
48	GOM_NL__2PRFIN20110616_051807_000000543103_00307_48597_5327.N1	16-JUN-2011 05:18:07	Dark	53.500	63	Bet Gru	2.1500	2800.0	107	48597	No
49	GOM_NL__2PRFIN20110616_052010_000000503103_00307_48597_5328.N1	16-JUN-2011 05:20:10	Dark	50.000	31	Alp Gru	1.7340	15200.	100	48597	No
50	GOM_NL__2PRFIN20110616_052209_000000463103_00307_48597_5329.N1	16-JUN-2011 05:22:09	Straylight	46.000	172	Gam Gru	3.0030	13100.	92	48597	No
51	GOM_NL__2PRFIN20110616_052354_000000443103_00307_48597_5330.N1	16-JUN-2011 05:23:54	Straylight	44.000	45	Alp Pav	1.9400	26000.	88	48597	No
52	GOM_NL__2PRFIN20110616_053327_000000493103_00307_48597_5331.N1	16-JUN-2011 05:33:27	Twilight	48.500	38	20Eps Sgr	1.8360	11000.	97	48597	No
53	GOM_NL__2PRFIN20110616_053456_000000503103_00307_48597_5332.N1	16-JUN-2011 05:34:56	Twilight	50.000	116	19Del Sgr	2.7000	4100.0	100	48597	No
54	GOM_NL__2PRFIN20110616_054011_000000393103_00307_48597_5333.N1	16-JUN-2011 05:40:11	Bright	39.000	86	35Eta Oph	2.4300	10200.	78	48597	No
55	GOM_NL__2PRFIN20110616_054637_000000463103_00307_48597_5334.N1	16-JUN-2011 05:46:37	Bright	46.000	126	60Bet Oph	2.7700	4250.0	92	48597	No
56	GOM_NL__2PRFIN20110616_054906_000000423103_00307_48597_5335.N1	16-JUN-2011 05:49:06	Bright	42.000	59	55Alp Oph	2.0800	8900.0	84	48597	No
57	GOM_NL__2PRFIN20110616_055108_000000373103_00307_48597_5336.N1	16-JUN-2011 05:51:08	Bright	37.000	127	27Bet Her	2.7810	4700.0	74	48597	No
58	GOM_NL__2PRFIN20110616_055408_000000493103_00307_48597_5337.N1	16-JUN-2011 05:54:08	Bright	49.000	133	40Zet Her	2.8070	6000.0	98	48597	No
59	GOM_NL__2PRFIN20110616_060052_000000413103_00307_48597_5338.N1	16-JUN-2011 06:00:52	Bright	41.000	130	23Bet Dra	2.7990	5800.0	82	48597	No
60	GOM_NL__2PRFIN20110616_061108_000000483103_00307_48597_5339.N1	16-JUN-2011 06:11:08	Bright	47.500	89	5Alp Cep	2.4510	8000.0	95	48597	No
61	GOM_NL__2PRFIN20110616_061737_000000463103_00307_48597_5340.N1	16-JUN-2011 06:17:37	Bright	46.000	74	11Bet Cas	2.2680	6600.0	92	48597	No
62	GOM_NL__2PRFIN20110616_061902_000000453103_00307_48597_5341.N1	16-JUN-2011 06:19:02	Bright	45.000	68	18Alp Cas	2.2250	4500.0	90	48597	No
63	GOM_NL__2PRFIN20110616_062415_000000403103_00307_48597_5342.N1	16-JUN-2011 06:24:15	Bright	39.500	73	57Gam1And	2.2600	13100.	79	48597	No
64	GOM_NL__2PRFIN20110616_062635_000000563103_00307_48597_5343.N1	16-JUN-2011 06:26:35	Twilight	55.500	53	43Bet And	2.0480	3300.0	111	48597	No
65	GOM_NL__2PRFIN20110616_063008_000000503103_00307_48597_5344.N1	16-JUN-2011 06:30:08	Twilight	49.500	50	13Alp Ari	2.0070	4250.0	99	48597	No
66	GOM_NL__2PRFIN20110616_064559_000000573103_00307_48597_5345.N1	16-JUN-2011 06:45:59	Dark	57.000	52	16Bet Cet	2.0370	4500.0	114	48597	No
67	GOM_NL__2PRFIN20110616_065208_000000553103_00307_48597_5346.N1	16-JUN-2011 06:52:08	Dark	54.500	84	Alp Phe	2.3970	4500.0	109	48597	No
68	GOM_NL__2PRFIN20110616_065822_000000673103_00308_48598_5327.N1	16-JUN-2011 06:58:22	Dark	67.000	63	Bet Gru	2.1500	2800.0	134	48598	No
69	GOM_NL__2PRFIN20110616_070025_000000463103_00308_48598_5328.N1	16-JUN-2011 07:00:25	Dark	46.000	31	Alp Gru	1.7340	15200.	92	48598	No
70	GOM_NL__2PRFIN20110616_070224_000000453103_00308_48598_5329.N1	16-JUN-2011 07:02:24	Straylight	45.000	172	Gam Gru	3.0030	13100.	90	48598	No
71	GOM_NL__2PRFIN20110616_070409_000000503103_00308_48598_5330.N1	16-JUN-2011 07:04:09	Straylight	50.000	45	Alp Pav	1.9400	26000.	100	48598	No
72	GOM_NL__2PRFIN20110616_071342_000000483103_00308_48598_5331.N1	16-JUN-2011 07:13:42	Twilight	48.000	38	20Eps Sgr	1.8360	11000.	96	48598	No
73	GOM_NL__2PRFIN20110616_071511_000000503103_00308_48598_5332.N1	16-JUN-2011 07:15:11	Twilight	50.000	116	19Del Sgr	2.7000	4100.0	100	48598	No
74	GOM_NL__2PRFIN20110616_072025_000000393103_00308_48598_5333.N1	16-JUN-2011 07:20:25	Bright	39.000	86	35Eta Oph	2.4300	10200.	78	48598	No
75	GOM_NL__2PRFIN20110616_072650_000000443103_00308_48598_5334.N1	16-JUN-2011 07:26:50	Bright	43.500	126	60Bet Oph	2.7700	4250.0	87	48598	No
76	GOM_NL__2PRFIN20110616_072920_000000443103_00308_48598_5335.N1	16-JUN-2011 07:29:20	Bright	44.000	59	55Alp Oph	2.0800	8900.0	88	48598	No
77	GOM_NL__2PRFIN20110616_073122_000000393103_00308_48598_5336.N1	16-JUN-2011 07:31:22	Bright	39.000	127	27Bet Her	2.7810	4700.0	78	48598	No
78	GOM_NL__2PRFIN20110616_073422_000000383103_00308_48598_5337.N1	16-JUN-2011 07:34:22	Bright	38.000	133	40Zet Her	2.8070	6000.0	76	48598	No
79	GOM_NL__2PRFIN20110616_074105_000000413103_00308_48598_5338.N1	16-JUN-2011 07:41:05	Bright	41.000	130	23Bet Dra	2.7990	5800.0	82	48598	No
80	GOM_NL__2PRFIN20110616_075121_000000463103_00308_48598_5339.N1	16-JUN-2011 07:51:21	Bright	46.000	89	5Alp Cep	2.4510	8000.0	92	48598	No
81	GOM_NL__2PRFIN20110616_075751_000000443103_00308_48598_5340.N1	16-JUN-2011 07:57:51	Bright	43.500	74	11Bet Cas	2.2680	6600.0	87	48598	No
82	GOM_NL__2PRFIN20110616_075916_000000433103_00308_48598_5341.N1	16-JUN-2011 07:59:16	Bright	42.500	68	18Alp Cas	2.2250	4500.0	85	48598	No
83	GOM_NL__2PRFIN20110616_080429_000000413103_00308_48598_5342.N1	16-JUN-2011 08:04:29	Bright	40.500	73	57Gam1And	2.2600	13100.	81	48598	No
84	GOM_NL__2PRFIN20110616_080649_000000563103_00308_48598_5343.N1	16-JUN-2011 08:06:49	Twilight	56.000	53	43Bet And	2.0480	3300.0	112	48598	No
85	GOM_NL__2PRFIN20110616_081022_000000493103_00308_48598_5344.N1	16-JUN-2011 08:10:22	Twilight	49.000	50	13Alp Ari	2.0070	4250.0	98	48598	No
86	GOM_NL__2PRFIN20110616_082615_000000563103_00308_48598_5345.N1	16-JUN-2011 08:26:15	Dark	56.000	52	16Bet Cet	2.0370	4500.0	112	48598	No
87	GOM_NL__2PRFIN20110616_083222_000000473103_00308_48598_5346.N1	16-JUN-2011 08:32:22	Dark	46.500	84	Alp Phe	2.3970	4500.0	93	48598	No
88	GOM_NL__2PRFIN20110616_083837_000000653103_00309_48599_5327.N1	16-JUN-2011 08:38:37	Dark	65.000	63	Bet Gru	2.1500	2800.0	130	48599	No
89	GOM_NL__2PRFIN20110616_084040_000000513103_00309_48599_5328.N1	16-JUN-2011 08:40:40	Dark	50.500	31	Alp Gru	1.7340	15200.	101	48599	No
90	GOM_NL__2PRFIN20110616_084240_000000453103_00309_48599_5329.N1	16-JUN-2011 08:42:40	Straylight	45.000	172	Gam Gru	3.0030	13100.	90	48599	No
91	GOM_NL__2PRFIN20110616_084423_000000423103_00309_48599_5330.N1	16-JUN-2011 08:44:23	Straylight	42.000	45	Alp Pav	1.9400	26000.	84	48599	No
92	GOM_NL__2PRFIN20110616_085356_000000453103_00309_48599_5331.N1	16-JUN-2011 08:53:56	Twilight	45.000	38	20Eps Sgr	1.8360	11000.	90	48599	No
93	GOM_NL__2PRFIN20110616_085525_000000503103_00309_48599_5332.N1	16-JUN-2011 08:55:25	Twilight	49.500	116	19Del Sgr	2.7000	4100.0	99	48599	No
94	GOM_NL__2PRFIN20110616_090039_000000393103_00309_48599_5333.N1	16-JUN-2011 09:00:39	Bright	39.000	86	35Eta Oph	2.4300	10200.	78	48599	No
95	GOM_NL__2PRFIN20110616_090704_000000433103_00309_48599_5334.N1	16-JUN-2011 09:07:04	Bright	42.500	126	60Bet Oph	2.7700	4250.0	85	48599	No
96	GOM_NL__2PRFIN20110616_090934_000000423103_00309_48599_5335.N1	16-JUN-2011 09:09:34	Bright	42.000	59	55Alp Oph	2.0800	8900.0	84	48599	No
97	GOM_NL__2PRFIN20110616_091136_000000383103_00309_48599_5336.N1	16-JUN-2011 09:11:36	Bright	38.000	127	27Bet Her	2.7810	4700.0	76	48599	No
98	GOM_NL__2PRFIN20110616_091436_000000373103_00309_48599_5337.N1	16-JUN-2011 09:14:36	Bright	37.000	133	40Zet Her	2.8070	6000.0	74	48599	No
99	GOM_NL__2PRFIN20110616_092119_000000413103_00309_48599_5338.N1	16-JUN-2011 09:21:19	Bright	40.500	130	23Bet Dra	2.7990	5800.0	81	48599	No
100	GOM_NL__2PRFIN20110616_093134_000000483103_00309_48599_5339.N1	16-JUN-2011 09:31:34	Bright	48.000	89	5Alp Cep	2.4510	8000.0	96	48599	No
101	GOM_NL__2PRFIN20110616_093805_000000493103_00309_48599_5340.N1	16-JUN-2011 09:38:05	Bright	49.000	74	11Bet Cas	2.2680	6600.0	98	48599	No

102	GOM_NL__2PRFIN20110616_093929_00000513103_00309_48599_5341.N1	16-JUN-2011 09:39:29	Bright	51.000	68	18Alp Cas	2.2250	4500.0	102	48599	No
103	GOM_NL__2PRFIN20110616_094443_00000403103_00309_48599_5342.N1	16-JUN-2011 09:44:43	Bright	39.500	73	57Gam1And	2.2600	13100.	79	48599	No
104	GOM_NL__2PRFIN20110616_094703_00000543103_00309_48599_5343.N1	16-JUN-2011 09:47:03	Twilight	54.000	53	43Bet And	2.0480	3300.0	108	48599	No
105	GOM_NL__2PRFIN20110616_095036_00000513103_00309_48599_5344.N1	16-JUN-2011 09:50:36	Twilight	51.000	50	13Alp Ari	2.0070	4250.0	102	48599	No
106	GOM_NL__2PRFIN20110616_100630_00000543103_00309_48599_5345.N1	16-JUN-2011 10:06:30	Dark	54.000	52	16Bet Cet	2.0370	4500.0	108	48599	No
107	GOM_NL__2PRFIN20110616_101237_00000483103_00309_48599_5346.N1	16-JUN-2011 10:12:37	Dark	47.500	84	Alp Phe	2.3970	4500.0	95	48599	No
108	GOM_NL__2PRFIN20110616_101852_00000543103_00310_48600_5327.N1	16-JUN-2011 10:18:52	Dark	54.000	63	Bet Gru	2.1500	2800.0	108	48600	No
109	GOM_NL__2PRFIN20110616_102055_00000493103_00310_48600_5328.N1	16-JUN-2011 10:20:55	Dark	48.500	31	Alp Gru	1.7340	15200.	97	48600	No
110	GOM_NL__2PRFIN20110616_102255_00000443103_00310_48600_5329.N1	16-JUN-2011 10:22:55	Straylight	44.000	172	Gam Gru	3.0030	13100.	88	48600	No
111	GOM_NL__2PRFIN20110616_102438_00000503103_00310_48600_5330.N1	16-JUN-2011 10:24:38	Straylight	50.000	45	Alp Pav	1.9400	26000.	100	48600	No
112	GOM_NL__2PRFIN20110616_103411_00000503103_00310_48600_5331.N1	16-JUN-2011 10:34:11	Twilight	49.500	38	20Eps Sgr	1.8360	11000.	99	48600	No
113	GOM_NL__2PRFIN20110616_103539_00000523103_00310_48600_5332.N1	16-JUN-2011 10:35:39	Twilight	51.500	116	19Del Sgr	2.7000	4100.0	103	48600	No
114	GOM_NL__2PRFIN20110616_104053_00000373103_00310_48600_5333.N1	16-JUN-2011 10:40:53	Bright	36.500	86	35Eta Oph	2.4300	10200.	73	48600	No
115	GOM_NL__2PRFIN20110616_104718_00000423103_00310_48600_5334.N1	16-JUN-2011 10:47:18	Bright	42.000	126	60Bet Oph	2.7700	4250.0	84	48600	No
116	GOM_NL__2PRFIN20110616_104947_00000423103_00310_48600_5335.N1	16-JUN-2011 10:49:47	Bright	41.500	59	55Alp Oph	2.0800	8900.0	83	48600	No
117	GOM_NL__2PRFIN20110616_105150_00000373103_00310_48600_5336.N1	16-JUN-2011 10:51:50	Bright	37.000	127	27Bet Her	2.7810	4700.0	74	48600	No
118	GOM_NL__2PRFIN20110616_105450_00000383103_00310_48600_5337.N1	16-JUN-2011 10:54:50	Bright	38.000	133	40Zet Her	2.8070	6000.0	76	48600	No
119	GOM_NL__2PRFIN20110616_110132_00000423103_00310_48600_5338.N1	16-JUN-2011 11:01:32	Bright	41.500	130	23Bet Dra	2.7990	5800.0	83	48600	No
120	GOM_NL__2PRFIN20110616_111147_00000493103_00310_48600_5339.N1	16-JUN-2011 11:11:47	Bright	49.000	89	5Alp Cep	2.4510	8000.0	98	48600	No
121	GOM_NL__2PRFIN20110616_111818_00000443103_00310_48600_5340.N1	16-JUN-2011 11:18:18	Bright	44.000	74	11Bet Cas	2.2680	6600.0	88	48600	No
122	GOM_NL__2PRFIN20110616_111943_00000473103_00310_48600_5341.N1	16-JUN-2011 11:19:43	Bright	47.000	68	18Alp Cas	2.2250	4500.0	94	48600	No
123	GOM_NL__2PRFIN20110616_112457_00000403103_00310_48600_5342.N1	16-JUN-2011 11:24:57	Bright	39.500	73	57Gam1And	2.2600	13100.	79	48600	No
124	GOM_NL__2PRFIN20110616_112717_00000563103_00310_48600_5343.N1	16-JUN-2011 11:27:17	Twilight	56.000	53	43Bet And	2.0480	3300.0	112	48600	No
125	GOM_NL__2PRFIN20110616_113050_00000483103_00310_48600_5344.N1	16-JUN-2011 11:30:50	Twilight	48.000	50	13Alp Ari	2.0070	4250.0	96	48600	No
126	GOM_NL__2PRFIN20110616_114645_00000563103_00310_48600_5345.N1	16-JUN-2011 11:46:45	Dark	56.000	52	16Bet Cet	2.0370	4500.0	112	48600	No
127	GOM_NL__2PRFIN20110616_115252_00000533103_00310_48600_5346.N1	16-JUN-2011 11:52:52	Dark	53.000	84	Alp Phe	2.3970	4500.0	106	48600	No
128	GOM_NL__2PRFIN20110616_115907_00000513103_00311_48601_5327.N1	16-JUN-2011 11:59:07	Dark	50.500	63	Bet Gru	2.1500	2800.0	101	48601	No
129	GOM_NL__2PRFIN20110616_120110_00000503103_00311_48601_5328.N1	16-JUN-2011 12:01:10	Dark	49.500	31	Alp Gru	1.7340	15200.	99	48601	No
130	GOM_NL__2PRFIN20110616_120310_00000443103_00311_48601_5329.N1	16-JUN-2011 12:03:10	Straylight	44.000	172	Gam Gru	3.0030	13100.	88	48601	No
131	GOM_NL__2PRFIN20110616_120452_00000453103_00311_48601_5330.N1	16-JUN-2011 12:04:52	Straylight	44.500	45	Alp Pav	1.9400	26000.	89	48601	No
132	GOM_NL__2PRFIN20110616_121425_00000483103_00311_48601_5331.N1	16-JUN-2011 12:14:25	Twilight	47.500	38	20Eps Sgr	1.8360	11000.	95	48601	No
133	GOM_NL__2PRFIN20110616_121554_00000503103_00311_48601_5332.N1	16-JUN-2011 12:15:54	Twilight	49.500	116	19Del Sgr	2.7000	4100.0	99	48601	No
134	GOM_NL__2PRFIN20110616_122107_00000383103_00311_48601_5333.N1	16-JUN-2011 12:21:07	Bright	37.500	86	35Eta Oph	2.4300	10200.	75	48601	No
135	GOM_NL__2PRFIN20110616_122732_00000433103_00311_48601_5334.N1	16-JUN-2011 12:27:32	Bright	43.000	126	60Bet Oph	2.7700	4250.0	86	48601	No
136	GOM_NL__2PRFIN20110616_123001_00000443103_00311_48601_5335.N1	16-JUN-2011 12:30:01	Bright	43.500	59	55Alp Oph	2.0800	8900.0	87	48601	No
137	GOM_NL__2PRFIN20110616_123204_00000363103_00311_48601_5336.N1	16-JUN-2011 12:32:04	Bright	35.500	127	27Bet Her	2.7810	4700.0	71	48601	No
138	GOM_NL__2PRFIN20110616_123503_00000393103_00311_48601_5337.N1	16-JUN-2011 12:35:03	Bright	38.500	133	40Zet Her	2.8070	6000.0	77	48601	No
139	GOM_NL__2PRFIN20110616_124146_00000433103_00311_48601_5338.N1	16-JUN-2011 12:41:46	Bright	42.500	130	23Bet Dra	2.7990	5800.0	85	48601	No
140	GOM_NL__2PRFIN20110616_125201_00000483103_00311_48601_5339.N1	16-JUN-2011 12:52:01	Bright	48.000	89	5Alp Cep	2.4510	8000.0	96	48601	No
141	GOM_NL__2PRFIN20110616_125832_00000443103_00311_48601_5340.N1	16-JUN-2011 12:58:32	Bright	43.500	74	11Bet Cas	2.2680	6600.0	87	48601	No
142	GOM_NL__2PRFIN20110616_125957_00000463103_00311_48601_5341.N1	16-JUN-2011 12:59:57	Bright	45.500	68	18Alp Cas	2.2250	4500.0	91	48601	No
143	GOM_NL__2PRFIN20110616_130511_00000413103_00311_48601_5342.N1	16-JUN-2011 13:05:11	Bright	41.000	73	57Gam1And	2.2600	13100.	82	48601	No
144	GOM_NL__2PRFIN20110616_130731_00000613103_00311_48601_5343.N1	16-JUN-2011 13:07:31	Twilight	60.500	53	43Bet And	2.0480	3300.0	121	48601	No
145	GOM_NL__2PRFIN20110616_131104_00000493103_00311_48601_5344.N1	16-JUN-2011 13:11:04	Twilight	49.000	50	13Alp Ari	2.0070	4250.0	98	48601	No
146	GOM_NL__2PRFIN20110616_132700_00000573103_00311_48601_5345.N1	16-JUN-2011 13:27:00	Dark	56.500	52	16Bet Cet	2.0370	4500.0	113	48601	No
147	GOM_NL__2PRFIN20110616_133307_00000473103_00311_48601_5346.N1	16-JUN-2011 13:33:07	Dark	46.500	84	Alp Phe	2.3970	4500.0	93	48601	No
148	GOM_NL__2PRFIN20110616_133922_00000523103_00312_48602_5327.N1	16-JUN-2011 13:39:22	Dark	51.500	63	Bet Gru	2.1500	2800.0	103	48602	No
149	GOM_NL__2PRFIN20110616_134125_00000483103_00312_48602_5328.N1	16-JUN-2011 13:41:25	Dark	48.000	31	Alp Gru	1.7340	15200.	96	48602	No
150	GOM_NL__2PRFIN20110616_134326_00000443103_00312_48602_5329.N1	16-JUN-2011 13:43:26	Straylight	44.000	172	Gam Gru	3.0030	13100.	88	48602	No
151	GOM_NL__2PRFIN20110616_134507_00000423103_00312_48602_5330.N1	16-JUN-2011 13:45:07	Straylight	42.000	45	Alp Pav	1.9400	26000.	84	48602	No
152	GOM_NL__2PRFIN20110616_135439_00000493103_00312_48602_5331.N1	16-JUN-2011 13:54:39	Twilight	49.000	38	20Eps Sgr	1.8360	11000.	98	48602	No
153	GOM_NL__2PRFIN20110616_135608_00000513103_00312_48602_5332.N1	16-JUN-2011 13:56:08	Twilight	50.500	116	19Del Sgr	2.7000	4100.0	101	48602	No
154	GOM_NL__2PRFIN20110616_140121_00000403103_00312_48602_5333.N1	16-JUN-2011 14:01:21	Bright	39.500	86	35Eta Oph	2.4300	10200.	79	48602	No
155	GOM_NL__2PRFIN20110616_140746_00000443103_00312_48602_5334.N1	16-JUN-2011 14:07:46	Bright	44.000	126	60Bet Oph	2.7700	4250.0	88	48602	No
156	GOM_NL__2PRFIN20110616_141015_00000433103_00312_48602_5335.N1	16-JUN-2011 14:10:15	Bright	43.000	59	55Alp Oph	2.0800	8900.0	86	48602	No
157	GOM_NL__2PRFIN20110616_141218_00000393103_00312_48602_5336.N1	16-JUN-2011 14:12:18	Bright	39.000	127	27Bet Her	2.7810	4700.0	78	48602	No
158	GOM_NL__2PRFIN20110616_141517_00000373103_00312_48602_5337.N1	16-JUN-2011 14:15:17	Bright	36.500	133	40Zet Her	2.8070	6000.0	73	48602	No
159	GOM_NL__2PRFIN20110616_142200_00000423103_00312_48602_5338.N1	16-JUN-2011 14:22:00	Bright	41.500	130	23Bet Dra	2.7990	5800.0	83	48602	No
160	GOM_NL__2PRFIN20110616_143214_00000483103_00312_48602_5339.N1	16-JUN-2011 14:32:14	Bright	48.000	89	5Alp Cep	2.4510	8000.0	96	48602	No

161	GOM_NL__2PRFIN20110616_143846_000000433103_00312_48602_5340.N1	16-JUN-2011 14:38:46	Bright	42.500	74	11Bet Cas	2.2680	6600.0	85	48602	No
162	GOM_NL__2PRFIN20110616_144010_000000433103_00312_48602_5341.N1	16-JUN-2011 14:40:10	Bright	42.500	68	18Alp Cas	2.2250	4500.0	85	48602	No
163	GOM_NL__2PRFIN20110616_144525_000000423103_00312_48602_5342.N1	16-JUN-2011 14:45:25	Bright	42.000	73	57Gam1And	2.2600	13100.	84	48602	No
164	GOM_NL__2PRFIN20110616_144745_000000543103_00312_48602_5343.N1	16-JUN-2011 14:47:45	Twilight	54.000	53	43Bet And	2.0480	3300.0	108	48602	No
165	GOM_NL__2PRFIN20110616_145119_000000473103_00312_48602_5344.N1	16-JUN-2011 14:51:19	Twilight	47.000	50	13Alp Ari	2.0070	4250.0	94	48602	No
166	GOM_NL__2PRFIN20110616_150715_000000603103_00312_48602_5345.N1	16-JUN-2011 15:07:15	Dark	60.000	52	16Bet Cet	2.0370	4500.0	120	48602	No
167	GOM_NL__2PRFIN20110616_151322_000000453103_00312_48602_5346.N1	16-JUN-2011 15:13:22	Dark	44.500	84	Alp Phe	2.3970	4500.0	89	48602	No
168	GOM_NL__2PRFIN20110616_151937_000000503103_00313_48603_5347.N1	16-JUN-2011 15:19:37	Dark	50.000	63	Bet Gru	2.1500	2800.0	100	48603	No
169	GOM_NL__2PRFIN20110616_152140_000000503103_00313_48603_5348.N1	16-JUN-2011 15:21:40	Dark	49.500	31	Alp Gru	1.7340	15200.	99	48603	No
170	GOM_NL__2PRFIN20110616_152341_000000443103_00313_48603_5349.N1	16-JUN-2011 15:23:41	Straylight	44.000	172	Gam Gru	3.0030	13100.	88	48603	No
171	GOM_NL__2PRFIN20110616_152522_000000413103_00313_48603_5350.N1	16-JUN-2011 15:25:22	Straylight	40.500	45	Alp Pav	1.9400	26000.	81	48603	No
172	GOM_NL__2PRFIN20110616_153454_000000473103_00313_48603_5351.N1	16-JUN-2011 15:34:54	Twilight	47.000	38	20Eps Sgr	1.8360	11000.	94	48603	No
173	GOM_NL__2PRFIN20110616_153622_000000493103_00313_48603_5352.N1	16-JUN-2011 15:36:22	Twilight	49.000	116	19Del Sgr	2.7000	4100.0	98	48603	No
174	GOM_NL__2PRFIN20110616_154135_000000403103_00313_48603_5353.N1	16-JUN-2011 15:41:35	Bright	39.500	86	35Eta Oph	2.4300	10200.	79	48603	No
175	GOM_NL__2PRFIN20110616_154759_000000433103_00313_48603_5354.N1	16-JUN-2011 15:47:59	Bright	42.500	126	60Bet Oph	2.7700	4250.0	85	48603	No
176	GOM_NL__2PRFIN20110616_155028_000000423103_00313_48603_5355.N1	16-JUN-2011 15:50:28	Bright	41.500	59	55Alp Oph	2.0800	8900.0	83	48603	No
177	GOM_NL__2PRFIN20110616_155237_000000333103_00313_48603_5356.N1	16-JUN-2011 15:52:37	Bright	32.500	127	27Bet Her	2.7810	4700.0	65	48603	No
178	GOM_NL__2PRFIN20110616_155531_000000403103_00313_48603_5357.N1	16-JUN-2011 15:55:31	Bright	39.500	133	40Zet Her	2.8070	6000.0	79	48603	No
179	GOM_NL__2PRFIN20110616_160213_000000423103_00313_48603_5358.N1	16-JUN-2011 16:02:13	Bright	42.000	130	23Bet Dra	2.7990	5800.0	84	48603	No
180	GOM_NL__2PRFIN20110616_161227_000000483103_00313_48603_5359.N1	16-JUN-2011 16:12:27	Bright	47.500	89	5Alp Cep	2.4510	8000.0	95	48603	No
181	GOM_NL__2PRFIN20110616_161859_000000533103_00313_48603_5360.N1	16-JUN-2011 16:18:59	Bright	53.000	74	11Bet Cas	2.2680	6600.0	106	48603	No
182	GOM_NL__2PRFIN20110616_162024_000000453103_00313_48603_5361.N1	16-JUN-2011 16:20:24	Bright	45.000	68	18Alp Cas	2.2250	4500.0	90	48603	No
183	GOM_NL__2PRFIN20110616_162539_000000483103_00313_48603_5362.N1	16-JUN-2011 16:25:39	Bright	47.500	73	57Gam1And	2.2600	13100.	95	48603	No
184	GOM_NL__2PRFIN20110616_162759_000000563103_00313_48603_5363.N1	16-JUN-2011 16:27:59	Twilight	55.500	53	43Bet And	2.0480	3300.0	111	48603	No
185	GOM_NL__2PRFIN20110616_163133_000000483103_00313_48603_5364.N1	16-JUN-2011 16:31:33	Twilight	47.500	50	13Alp Ari	2.0070	4250.0	95	48603	No
186	GOM_NL__2PRFIN20110616_164730_000000583103_00313_48603_5365.N1	16-JUN-2011 16:47:30	Dark	58.000	52	16Bet Cet	2.0370	4500.0	116	48603	No
187	GOM_NL__2PRFIN20110616_165336_000000473103_00313_48603_5366.N1	16-JUN-2011 16:53:36	Dark	46.500	84	Alp Phe	2.3970	4500.0	93	48603	No
188	GOM_NL__2PRFIN20110616_165952_000000623103_00314_48604_5347.N1	16-JUN-2011 16:59:52	Dark	62.000	63	Bet Gru	2.1500	2800.0	124	48604	No
189	GOM_NL__2PRFIN20110616_170155_000000493103_00314_48604_5348.N1	16-JUN-2011 17:01:55	Dark	48.500	31	Alp Gru	1.7340	15200.	97	48604	No
190	GOM_NL__2PRFIN20110616_170356_000000433103_00314_48604_5349.N1	16-JUN-2011 17:03:56	Straylight	43.000	172	Gam Gru	3.0030	13100.	86	48604	No
191	GOM_NL__2PRFIN20110616_170536_000000433103_00314_48604_5350.N1	16-JUN-2011 17:05:36	Straylight	43.000	45	Alp Pav	1.9400	26000.	86	48604	No
192	GOM_NL__2PRFIN20110616_171508_000000473103_00314_48604_5351.N1	16-JUN-2011 17:15:08	Twilight	47.000	38	20Eps Sgr	1.8360	11000.	94	48604	No
193	GOM_NL__2PRFIN20110616_171636_000000513103_00314_48604_5352.N1	16-JUN-2011 17:16:36	Twilight	51.000	116	19Del Sgr	2.7000	4100.0	102	48604	No
194	GOM_NL__2PRFIN20110616_172149_000000403103_00314_48604_5353.N1	16-JUN-2011 17:21:49	Bright	39.500	86	35Eta Oph	2.4300	10200.	79	48604	No
195	GOM_NL__2PRFIN20110616_172814_000000433103_00314_48604_5354.N1	16-JUN-2011 17:28:14	Bright	42.500	126	60Bet Oph	2.7700	4250.0	85	48604	No
196	GOM_NL__2PRFIN20110616_173042_000000433103_00314_48604_5355.N1	16-JUN-2011 17:30:42	Bright	43.000	59	55Alp Oph	2.0800	8900.0	86	48604	No
197	GOM_NL__2PRFIN20110616_173545_000000363103_00314_48604_5356.N1	16-JUN-2011 17:35:45	Bright	35.500	133	40Zet Her	2.8070	6000.0	71	48604	No
198	GOM_NL__2PRFIN20110616_174108_000000303103_00314_48604_5357.N1	16-JUN-2011 17:41:08	Twilight	30.000	5	3Alp Lyr	0.033000	11000.	60	48604	No
199	GOM_NL__2PRFIN20110616_174227_000000583103_00314_48604_5358.N1	16-JUN-2011 17:42:27	Bright	58.000	130	23Bet Dra	2.7990	5800.0	116	48604	No
200	GOM_NL__2PRFIN20110616_175241_000000493103_00314_48604_5359.N1	16-JUN-2011 17:52:41	Bright	49.000	89	5Alp Cep	2.4510	8000.0	98	48604	No
201	GOM_NL__2PRFIN20110616_175913_000000653103_00314_48604_5360.N1	16-JUN-2011 17:59:13	Bright	65.000	74	11Bet Cas	2.2680	6600.0	130	48604	No
202	GOM_NL__2PRFIN20110616_180038_000000643103_00314_48604_5361.N1	16-JUN-2011 18:00:38	Bright	64.000	68	18Alp Cas	2.2250	4500.0	128	48604	No
203	GOM_NL__2PRFIN20110616_180553_000000413103_00314_48604_5362.N1	16-JUN-2011 18:05:53	Bright	41.000	73	57Gam1And	2.2600	13100.	82	48604	No
204	GOM_NL__2PRFIN20110616_180813_000000593103_00314_48604_5363.N1	16-JUN-2011 18:08:13	Twilight	58.500	53	43Bet And	2.0480	3300.0	117	48604	No
205	GOM_NL__2PRFIN20110616_181147_000000523103_00314_48604_5364.N1	16-JUN-2011 18:11:47	Twilight	51.500	50	13Alp Ari	2.0070	4250.0	103	48604	No
206	GOM_NL__2PRFIN20110616_182745_000000593103_00314_48604_5365.N1	16-JUN-2011 18:27:45	Dark	59.000	52	16Bet Cet	2.0370	4500.0	118	48604	No
207	GOM_NL__2PRFIN20110616_183351_000000513103_00314_48604_5366.N1	16-JUN-2011 18:33:51	Dark	50.500	84	Alp Phe	2.3970	4500.0	101	48604	No
208	GOM_NL__2PRFIN20110616_184007_000000613103_00315_48605_5347.N1	16-JUN-2011 18:40:07	Dark	60.500	63	Bet Gru	2.1500	2800.0	121	48605	No
209	GOM_NL__2PRFIN20110616_184210_000000473103_00315_48605_5348.N1	16-JUN-2011 18:42:10	Dark	47.000	31	Alp Gru	1.7340	15200.	94	48605	No
210	GOM_NL__2PRFIN20110616_184412_000000433103_00315_48605_5349.N1	16-JUN-2011 18:44:12	Straylight	43.000	172	Gam Gru	3.0030	13100.	86	48605	No
211	GOM_NL__2PRFIN20110616_184551_000000413103_00315_48605_5350.N1	16-JUN-2011 18:45:51	Straylight	40.500	45	Alp Pav	1.9400	26000.	81	48605	No
212	GOM_NL__2PRFIN20110616_185522_000000493103_00315_48605_5351.N1	16-JUN-2011 18:55:22	Twilight	48.500	38	20Eps Sgr	1.8360	11000.	97	48605	No
213	GOM_NL__2PRFIN20110616_185651_000000523103_00315_48605_5352.N1	16-JUN-2011 18:56:51	Twilight	51.500	116	19Del Sgr	2.7000	4100.0	103	48605	No
214	GOM_NL__2PRFIN20110616_190204_000000403103_00315_48605_5353.N1	16-JUN-2011 19:02:04	Bright	39.500	86	35Eta Oph	2.4300	10200.	79	48605	No
215	GOM_NL__2PRFIN20110616_190827_000000433103_00315_48605_5354.N1	16-JUN-2011 19:08:27	Bright	42.500	126	60Bet Oph	2.7700	4250.0	85	48605	No
216	GOM_NL__2PRFIN20110616_191056_000000443103_00315_48605_5355.N1	16-JUN-2011 19:10:56	Bright	43.500	59	55Alp Oph	2.0800	8900.0	87	48605	No
217	GOM_NL__2PRFIN20110616_191559_000000383103_00315_48605_5356.N1	16-JUN-2011 19:15:59	Bright	38.000	133	40Zet Her	2.8070	6000.0	76	48605	No
218	GOM_NL__2PRFIN20110616_192121_000000303103_00315_48605_5357.N1	16-JUN-2011 19:21:21	Twilight	30.000	5	3Alp Lyr	0.033000	11000.	60	48605	No
219	GOM_NL__2PRFIN20110616_192241_000000433103_00315_48605_5358.N1	16-JUN-2011 19:22:41	Bright	43.000	130	23Bet Dra	2.7990	5800.0	86	48605	No

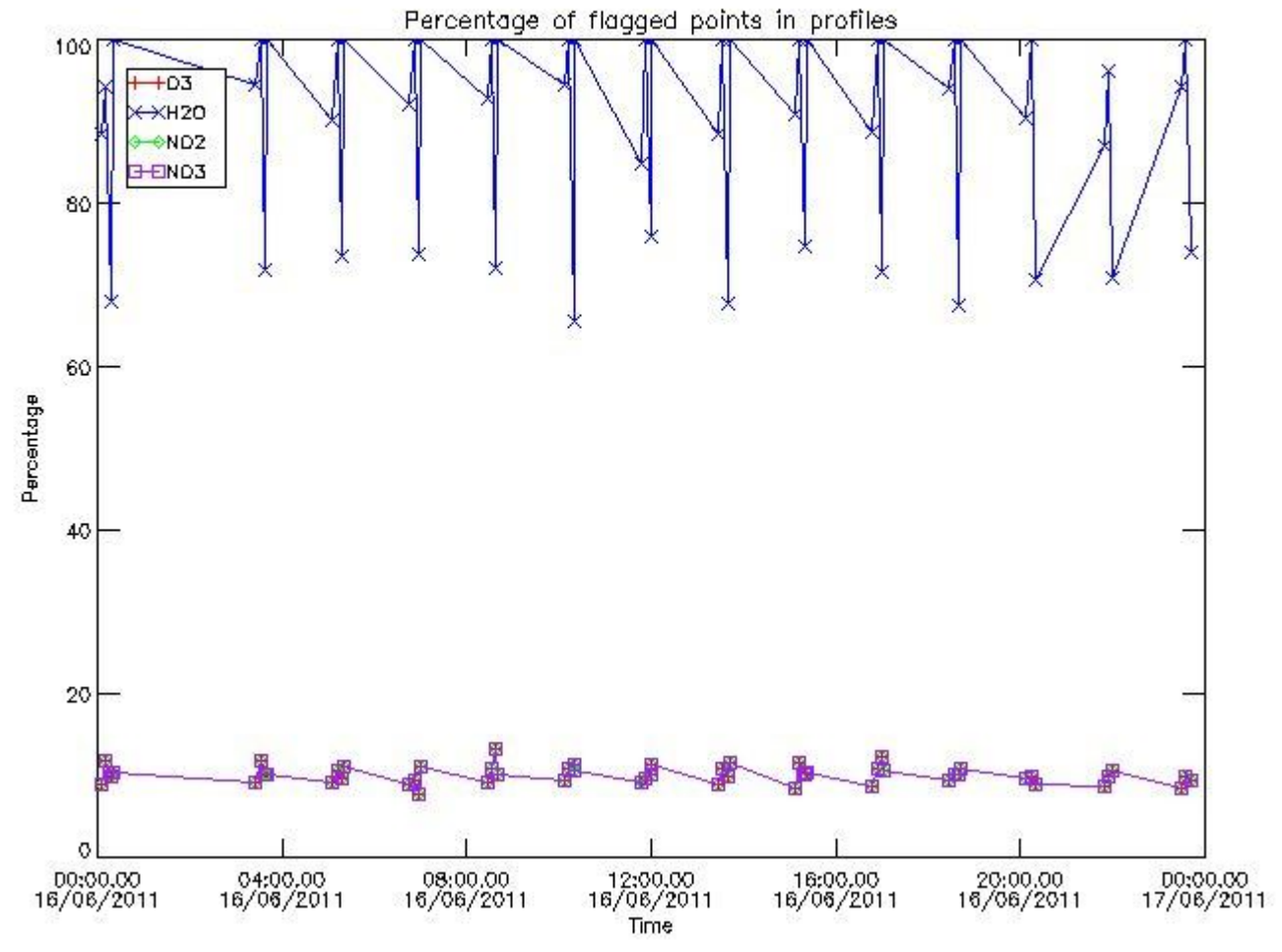
220	GOM_NL__2PRFIN20110616_193254_000000493103_00315_48605_5359.N1	16-JUN-2011 19:32:54	Bright	48.500	89	5Alp Cep	2.4510	8000.0	97	48605	No
221	GOM_NL__2PRFIN20110616_193927_000000453103_00315_48605_5360.N1	16-JUN-2011 19:39:27	Bright	45.000	74	11Bet Cas	2.2680	6600.0	90	48605	No
222	GOM_NL__2PRFIN20110616_194051_000000453103_00315_48605_5361.N1	16-JUN-2011 19:40:51	Bright	44.500	68	18Alp Cas	2.2250	4500.0	89	48605	No
223	GOM_NL__2PRFIN20110616_194607_000000423103_00315_48605_5362.N1	16-JUN-2011 19:46:07	Bright	41.500	73	57Gam1And	2.2600	13100.	83	48605	No
224	GOM_NL__2PRFIN20110616_194827_000000543103_00315_48605_5363.N1	16-JUN-2011 19:48:27	Twilight	54.000	53	43Bet And	2.0480	3300.0	108	48605	No
225	GOM_NL__2PRFIN20110616_195201_000000493103_00315_48605_5364.N1	16-JUN-2011 19:52:01	Twilight	49.000	50	13Alp Ari	2.0070	4250.0	98	48605	No
226	GOM_NL__2PRFIN20110616_200800_000000583103_00315_48605_5365.N1	16-JUN-2011 20:08:00	Dark	58.000	52	16Bet Cet	2.0370	4500.0	116	48605	No
227	GOM_NL__2PRFIN20110616_201406_000000523103_00315_48605_5366.N1	16-JUN-2011 20:14:06	Dark	51.500	84	Alp Phe	2.3970	4500.0	103	48605	No
228	GOM_NL__2PRFIN20110616_202022_000000643103_00316_48606_5347.N1	16-JUN-2011 20:20:22	Dark	63.500	63	Bet Gru	2.1500	2800.0	127	48606	No
229	GOM_NL__2PRFIN20110616_202225_000000483103_00316_48606_5348.N1	16-JUN-2011 20:22:25	Straylight	48.000	31	Alp Gru	1.7340	15200.	96	48606	No
230	GOM_NL__2PRFIN20110616_202427_000000423103_00316_48606_5349.N1	16-JUN-2011 20:24:27	Straylight	42.000	172	Gam Gru	3.0030	13100.	84	48606	No
231	GOM_NL__2PRFIN20110616_202605_000000403103_00316_48606_5350.N1	16-JUN-2011 20:26:05	Straylight	40.000	45	Alp Pav	1.9400	26000.	80	48606	No
232	GOM_NL__2PRFIN20110616_203537_000000493103_00316_48606_5351.N1	16-JUN-2011 20:35:37	Twilight	49.000	38	20Eps Sgr	1.8360	11000.	98	48606	No
233	GOM_NL__2PRFIN20110616_203705_000000503103_00316_48606_5352.N1	16-JUN-2011 20:37:05	Twilight	50.000	116	19Del Sgr	2.7000	4100.0	100	48606	No
234	GOM_NL__2PRFIN20110616_204218_000000403103_00316_48606_5353.N1	16-JUN-2011 20:42:18	Bright	39.500	86	35Eta Oph	2.4300	10200.	79	48606	No
235	GOM_NL__2PRFIN20110616_204841_000000433103_00316_48606_5354.N1	16-JUN-2011 20:48:41	Bright	42.500	126	60Bet Oph	2.7700	4250.0	85	48606	No
236	GOM_NL__2PRFIN20110616_205110_000000433103_00316_48606_5355.N1	16-JUN-2011 20:51:10	Bright	42.500	59	55Alp Oph	2.0800	8900.0	85	48606	No
237	GOM_NL__2PRFIN20110616_205613_000000373103_00316_48606_5356.N1	16-JUN-2011 20:56:13	Bright	36.500	133	40Zet Her	2.8070	6000.0	73	48606	No
238	GOM_NL__2PRFIN20110616_210134_000000353103_00316_48606_5357.N1	16-JUN-2011 21:01:34	Twilight	35.000	5	3Alp Lyr	0.033000	11000.	70	48606	No
239	GOM_NL__2PRFIN20110616_210254_000000413103_00316_48606_5358.N1	16-JUN-2011 21:02:54	Bright	40.500	130	23Bet Dra	2.7990	5800.0	81	48606	No
240	GOM_NL__2PRFIN20110616_211308_000000483103_00316_48606_5359.N1	16-JUN-2011 21:13:08	Bright	47.500	89	5Alp Cep	2.4510	8000.0	95	48606	No
241	GOM_NL__2PRFIN20110616_211940_000000443103_00316_48606_5360.N1	16-JUN-2011 21:19:40	Bright	44.000	74	11Bet Cas	2.2680	6600.0	88	48606	No
242	GOM_NL__2PRFIN20110616_212105_000000443103_00316_48606_5361.N1	16-JUN-2011 21:21:05	Bright	43.500	68	18Alp Cas	2.2250	4500.0	87	48606	No
243	GOM_NL__2PRFIN20110616_212621_000000403103_00316_48606_5362.N1	16-JUN-2011 21:26:21	Bright	40.000	73	57Gam1And	2.2600	13100.	80	48606	No
244	GOM_NL__2PRFIN20110616_212841_000000603103_00316_48606_5363.N1	16-JUN-2011 21:28:41	Twilight	59.500	53	43Bet And	2.0480	3300.0	119	48606	No
245	GOM_NL__2PRFIN20110616_213215_000000493103_00316_48606_5364.N1	16-JUN-2011 21:32:15	Twilight	48.500	50	13Alp Ari	2.0070	4250.0	97	48606	No
246	GOM_NL__2PRFIN20110616_214815_000000583103_00316_48606_5365.N1	16-JUN-2011 21:48:15	Dark	58.000	52	16Bet Cet	2.0370	4500.0	116	48606	No
247	GOM_NL__2PRFIN20110616_215421_000000523103_00316_48606_5366.N1	16-JUN-2011 21:54:21	Dark	51.500	84	Alp Phe	2.3970	4500.0	103	48606	No
248	GOM_NL__2PRFIN20110616_220037_000000493103_00317_48607_5347.N1	16-JUN-2011 22:00:37	Dark	48.500	63	Bet Gru	2.1500	2800.0	97	48607	No
249	GOM_NL__2PRFIN20110616_220240_000000503103_00317_48607_5348.N1	16-JUN-2011 22:02:40	Straylight	50.000	31	Alp Gru	1.7340	15200.	100	48607	No
250	GOM_NL__2PRFIN20110616_220442_000000423103_00317_48607_5349.N1	16-JUN-2011 22:04:42	Straylight	42.000	172	Gam Gru	3.0030	13100.	84	48607	No
251	GOM_NL__2PRFIN20110616_220620_000000413103_00317_48607_5350.N1	16-JUN-2011 22:06:20	Straylight	41.000	45	Alp Pav	1.9400	26000.	82	48607	No
252	GOM_NL__2PRFIN20110616_221551_000000463103_00317_48607_5351.N1	16-JUN-2011 22:15:51	Twilight	45.500	38	20Eps Sgr	1.8360	11000.	91	48607	No
253	GOM_NL__2PRFIN20110616_221719_000000493103_00317_48607_5352.N1	16-JUN-2011 22:17:19	Twilight	48.500	116	19Del Sgr	2.7000	4100.0	97	48607	No
254	GOM_NL__2PRFIN20110616_222232_000000403103_00317_48607_5353.N1	16-JUN-2011 22:22:32	Bright	40.000	86	35Eta Oph	2.4300	10200.	80	48607	No
255	GOM_NL__2PRFIN20110616_222855_000000433103_00317_48607_5354.N1	16-JUN-2011 22:28:55	Bright	42.500	126	60Bet Oph	2.7700	4250.0	85	48607	No
256	GOM_NL__2PRFIN20110616_223123_000000443103_00317_48607_5355.N1	16-JUN-2011 22:31:23	Bright	44.000	59	55Alp Oph	2.0800	8900.0	88	48607	No
257	GOM_NL__2PRFIN20110616_223627_000000373103_00317_48607_5356.N1	16-JUN-2011 22:36:27	Bright	36.500	133	40Zet Her	2.8070	6000.0	73	48607	No
258	GOM_NL__2PRFIN20110616_224147_000000353103_00317_48607_5357.N1	16-JUN-2011 22:41:47	Twilight	35.000	5	3Alp Lyr	0.033000	11000.	70	48607	No
259	GOM_NL__2PRFIN20110616_224308_000000403103_00317_48607_5358.N1	16-JUN-2011 22:43:08	Bright	40.000	130	23Bet Dra	2.7990	5800.0	80	48607	No
260	GOM_NL__2PRFIN20110616_225321_000000473103_00317_48607_5359.N1	16-JUN-2011 22:53:21	Bright	46.500	89	5Alp Cep	2.4510	8000.0	93	48607	No
261	GOM_NL__2PRFIN20110616_225954_000000653103_00317_48607_5360.N1	16-JUN-2011 22:59:54	Bright	65.000	74	11Bet Cas	2.2680	6600.0	130	48607	No
262	GOM_NL__2PRFIN20110616_230119_000000443103_00317_48607_5361.N1	16-JUN-2011 23:01:19	Bright	44.000	68	18Alp Cas	2.2250	4500.0	88	48607	No
263	GOM_NL__2PRFIN20110616_230635_000000423103_00317_48607_5362.N1	16-JUN-2011 23:06:35	Bright	41.500	73	57Gam1And	2.2600	13100.	83	48607	No
264	GOM_NL__2PRFIN20110616_230855_000000583103_00317_48607_5363.N1	16-JUN-2011 23:08:55	Twilight	57.500	53	43Bet And	2.0480	3300.0	115	48607	No
265	GOM_NL__2PRFIN20110616_231230_000000473103_00317_48607_5364.N1	16-JUN-2011 23:12:30	Twilight	46.500	50	13Alp Ari	2.0070	4250.0	93	48607	No
266	GOM_NL__2PRFIN20110616_232830_000000613103_00317_48607_5365.N1	16-JUN-2011 23:28:30	Dark	60.500	52	16Bet Cet	2.0370	4500.0	121	48607	No
267	GOM_NL__2PRFIN20110616_233436_000000513103_00317_48607_5366.N1	16-JUN-2011 23:34:36	Dark	51.000	84	Alp Phe	2.3970	4500.0	102	48607	No
268	GOM_NL__2PRFIN20110616_234052_000000603103_00318_48608_5347.N1	16-JUN-2011 23:40:52	Dark	60.000	63	Bet Gru	2.1500	2800.0	120	48608	No
269	GOM_NL__2PRFIN20110616_234255_000000483103_00318_48608_5348.N1	16-JUN-2011 23:42:55	Straylight	48.000	31	Alp Gru	1.7340	15200.	96	48608	No
270	GOM_NL__2PRFIN20110616_234457_000000423103_00318_48608_5349.N1	16-JUN-2011 23:44:57	Straylight	42.000	172	Gam Gru	3.0030	13100.	84	48608	No
271	GOM_NL__2PRFIN20110616_234634_000000423103_00318_48608_5350.N1	16-JUN-2011 23:46:34	Straylight	41.500	45	Alp Pav	1.9400	26000.	83	48608	No
272	GOM_NL__2PRFIN20110616_235605_000000503103_00318_48608_5351.N1	16-JUN-2011 23:56:05	Twilight	49.500	38	20Eps Sgr	1.8360	11000.	99	48608	No
273	GOM_NL__2PRFIN20110616_235734_000000543103_00318_48608_5352.N1	16-JUN-2011 23:57:34	Twilight	53.500	116	19Del Sgr	2.7000	4100.0	107	48608	No

3. Quality information per product

In this section it is plotted some information contained in the Quality Summary data set of

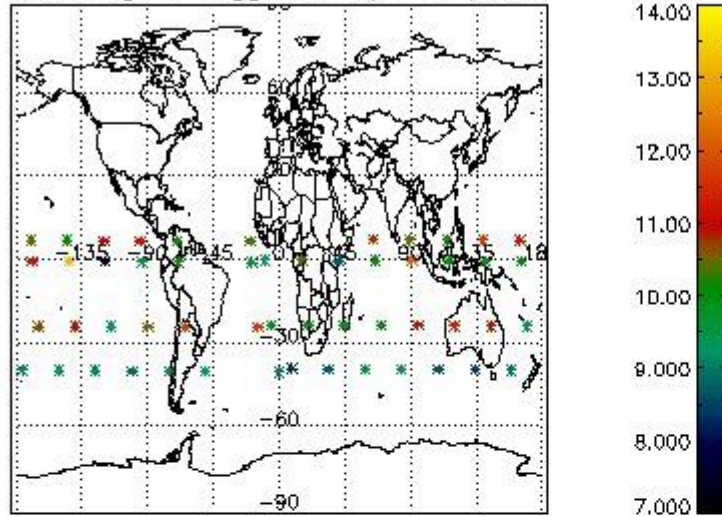
the level 2 products. Only products in dark limb conditions and without errors (error flag in the MPH set to "0") are used.

3.1 Plot quality information per product (time dependant)

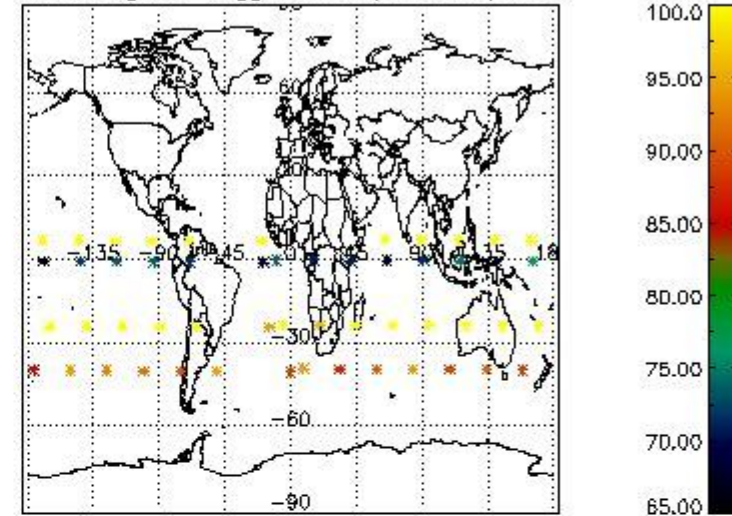


3.2 Plot quality information per product (world map)

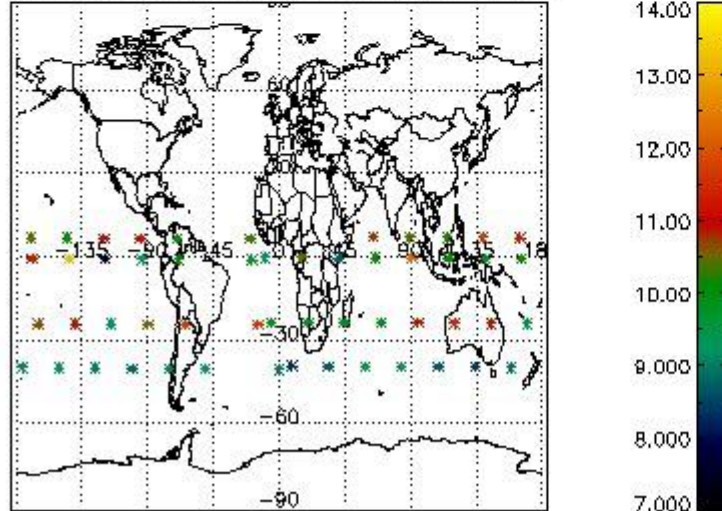
Percentage of flagged data per O3 profile



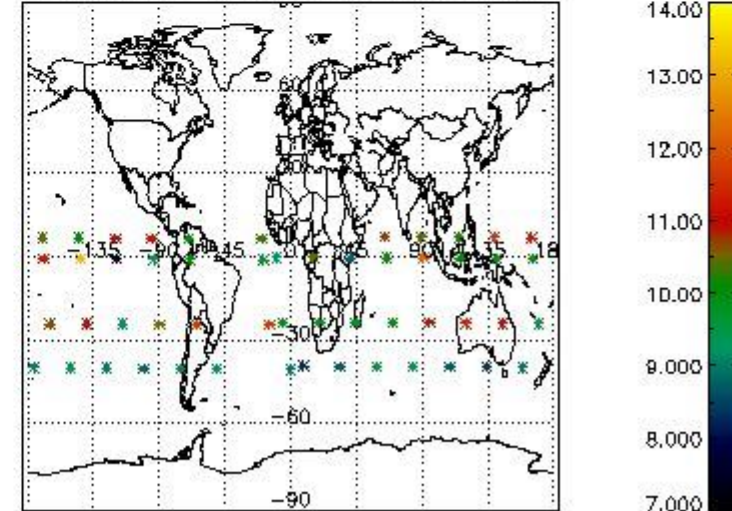
Percentage of flagged data per H2O profile



Percentage of flagged data per NO2 profile



Percentage of flagged data per NO3 profile

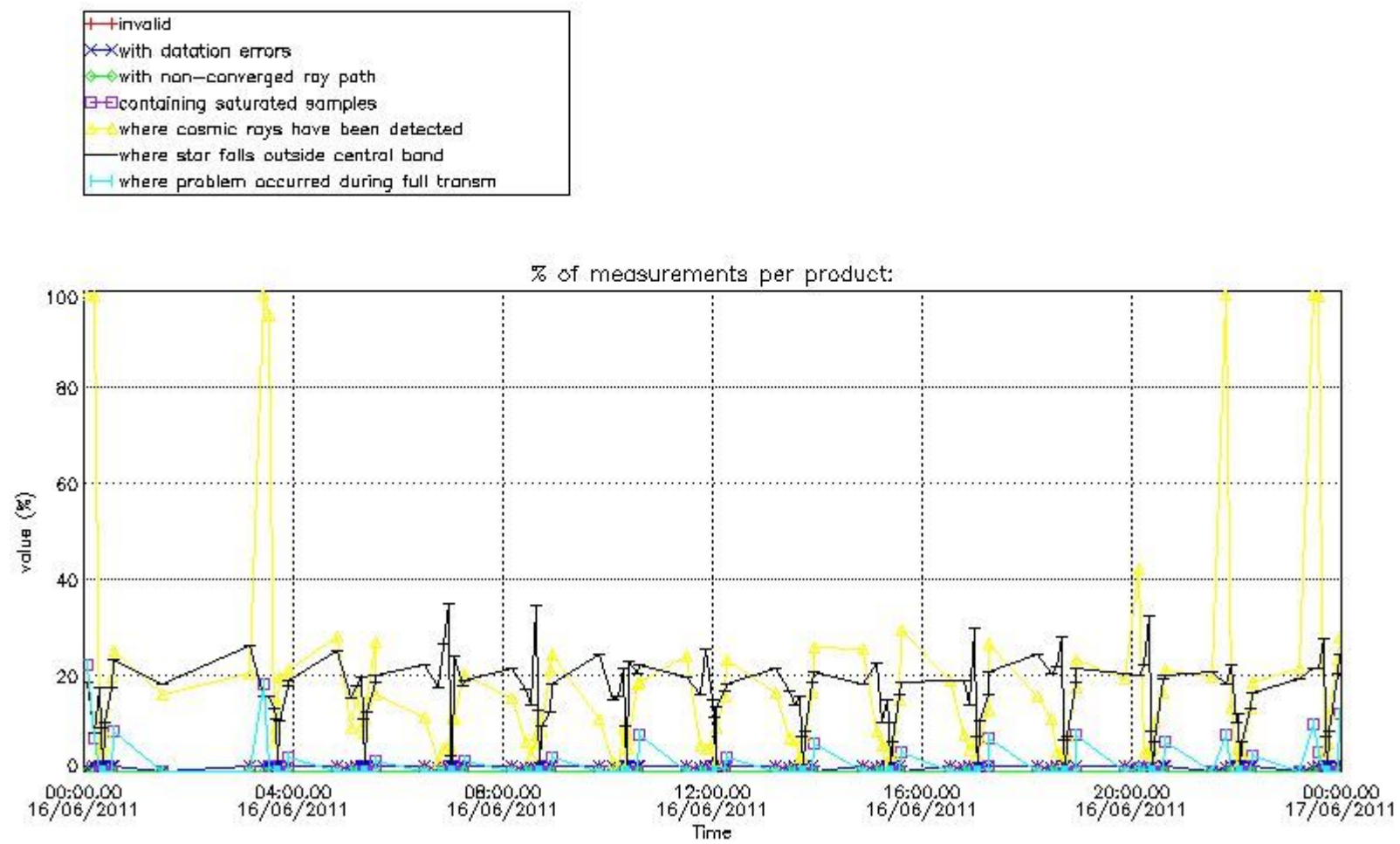


4. Level 1 quality information per product

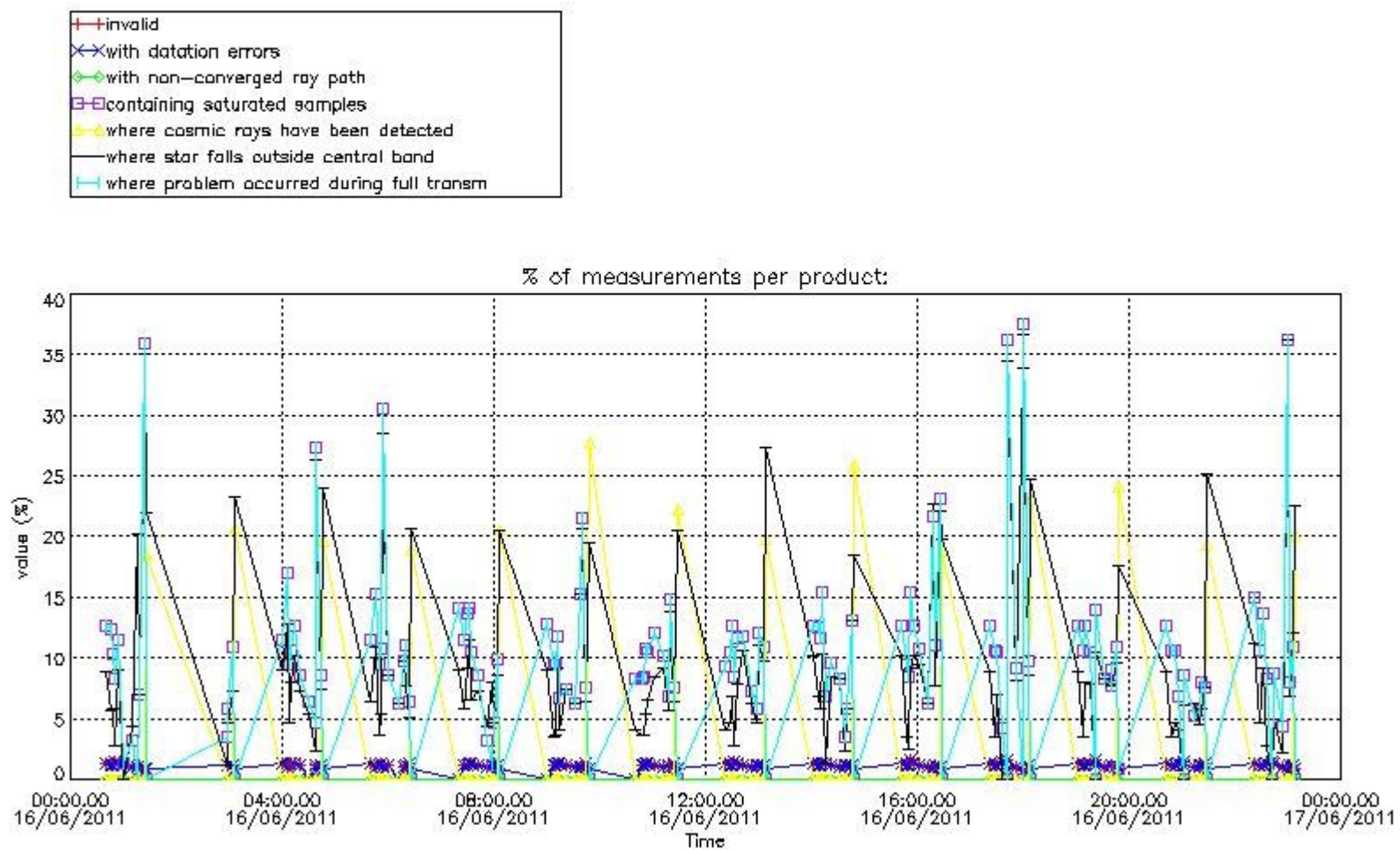
In this section it is plotted some information contained in the Quality Summary data set of the level 2 products that comes from the level 1b processing. Products without errors (error flag in the MPH set to "0") are used.

4.1 Plot quality information per product (time dependant) coming from level 1b processing

4.1.1 Plot level 1 quality information per product (time dependant): ENVISAT ASCENDING passes

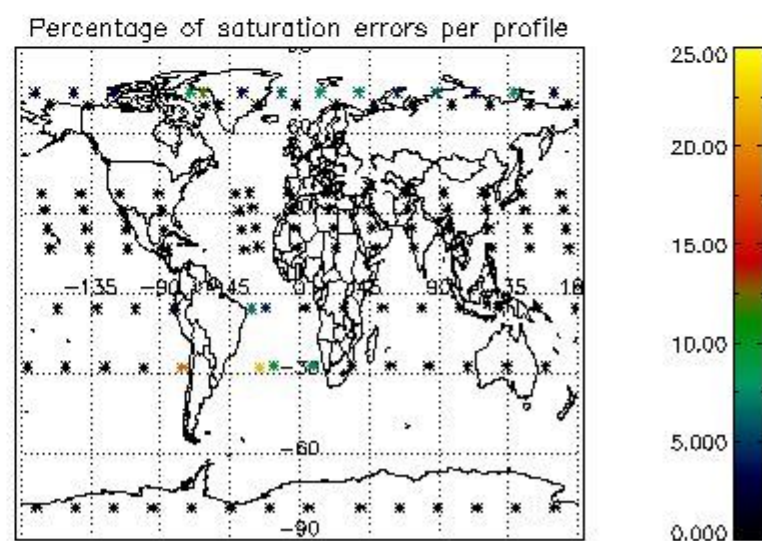
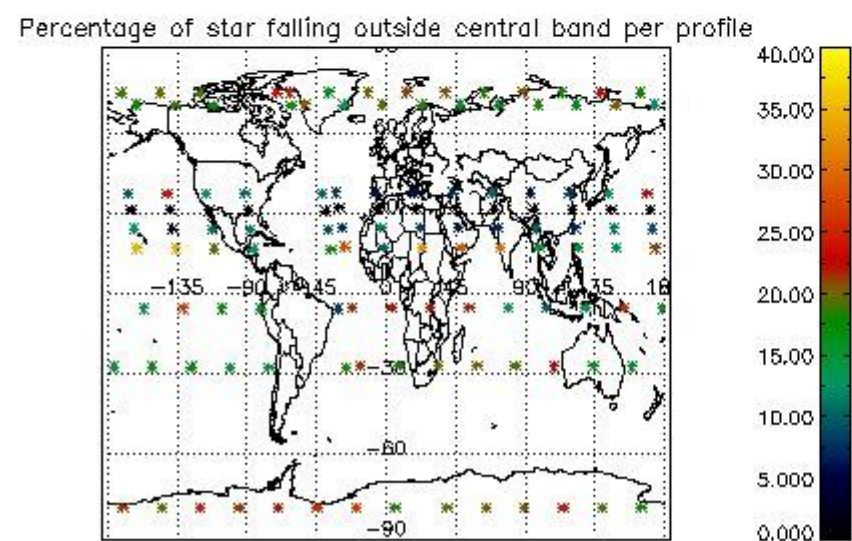
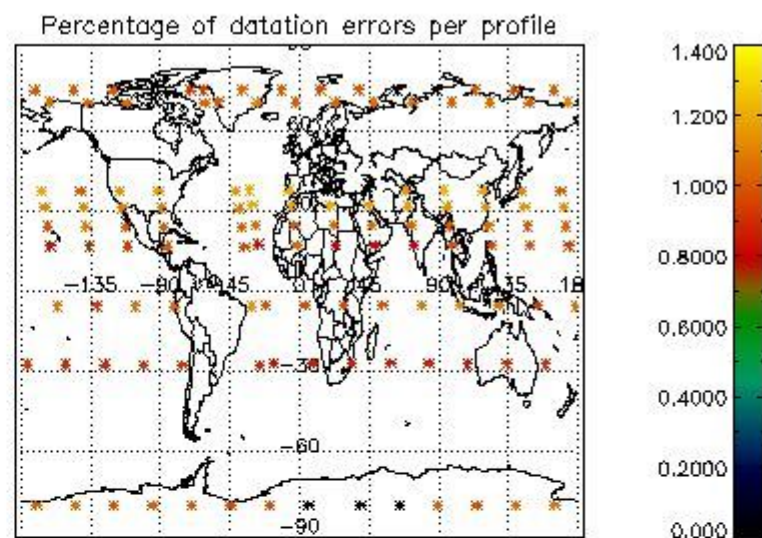
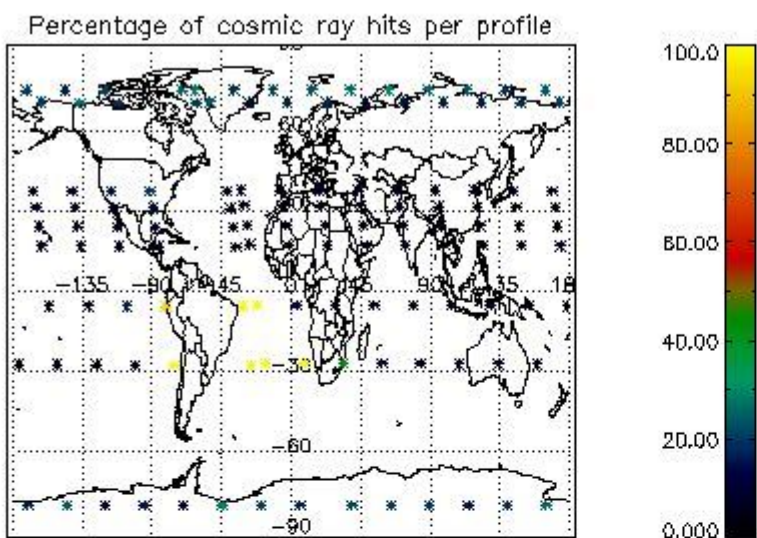


4.1.2 Plot level 1 quality information per product (time dependant): ENVISAT DESCENDING passes

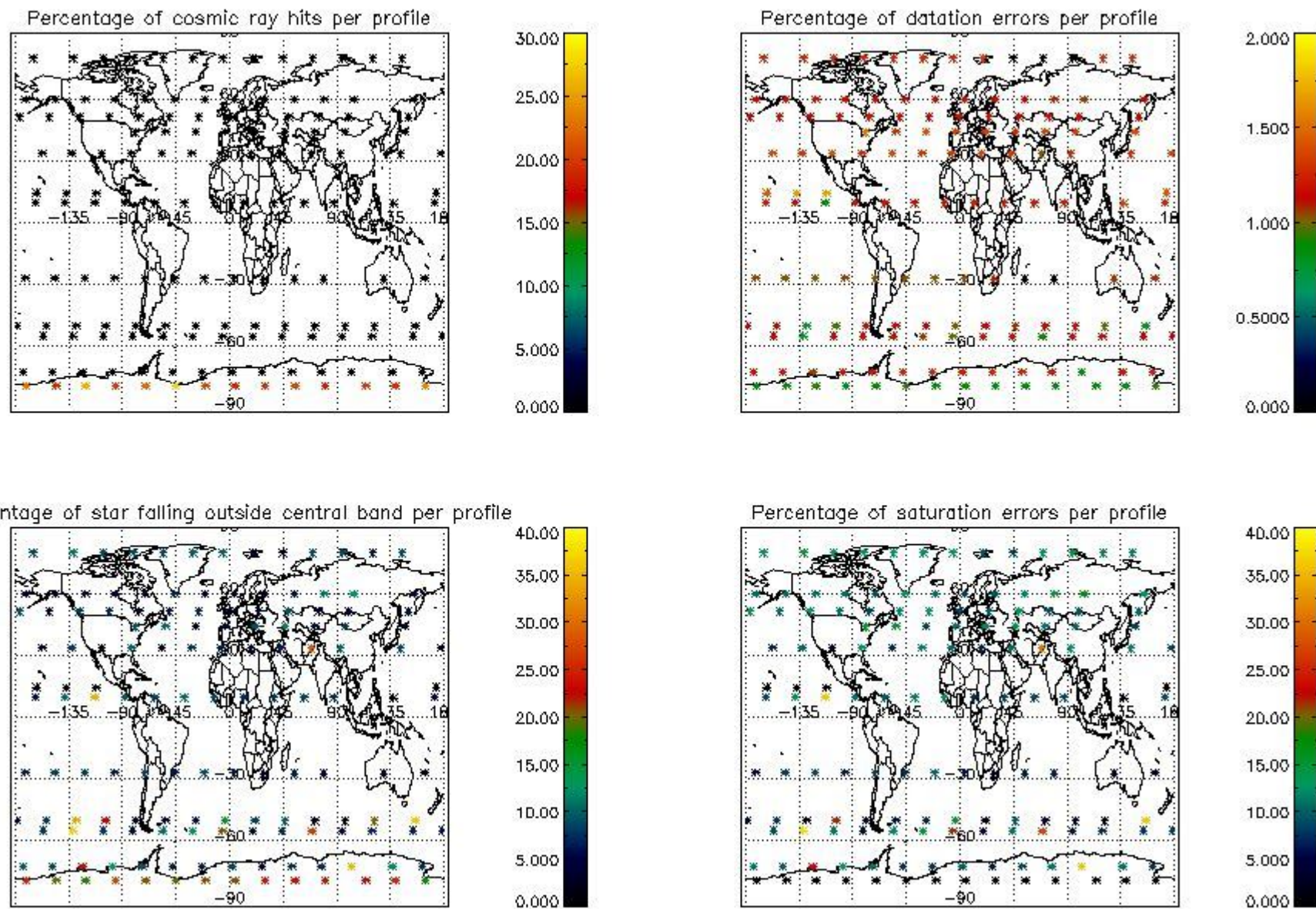


4.2 Plot quality information per product coming from level 1b processing (world map)

4.2.1 Plot level 1 quality information per product (world map): ENVISAT ASCENDING passes



4.2.2 Plot level 1 quality information per product (world map): ENVISAT DESCENDING passes



5. Trace gas profiles

5.1 Ozone statistics based on quality of products

The final quality of the products can be "measured" using the STD (Standard Deviation) attached to every point profile. This information is written to the parameter GOM_NL__2P/NL_LOCAL_SPECIES_DENSITY/o3_std of the level 2 products. The table below shows the statistics for given STD ranges.

The statistics are given with respect to the overall valid production:

- Products without fatal errors: GOM_NL__2P/MPH/PRODUCT_ERR=0
- Valid point profile: GOM_NL__2P/NL_LOCAL_SPECIES_DENSITY/pcd(0)=0

The 'Criteria' is applied to valid points of dark limb products:

- Products in dark limb illumination condition: GOM_NL__2P/NL_SUMMARY_QUALITY/obs_ill_cond=0
- Products without fatal errors: GOM_NL__2P/MPH/PRODUCT_ERR=0
- Valid point profile: GOM_NL__2P/NL_LOCAL_SPECIES_DENSITY/pcd(0)=0

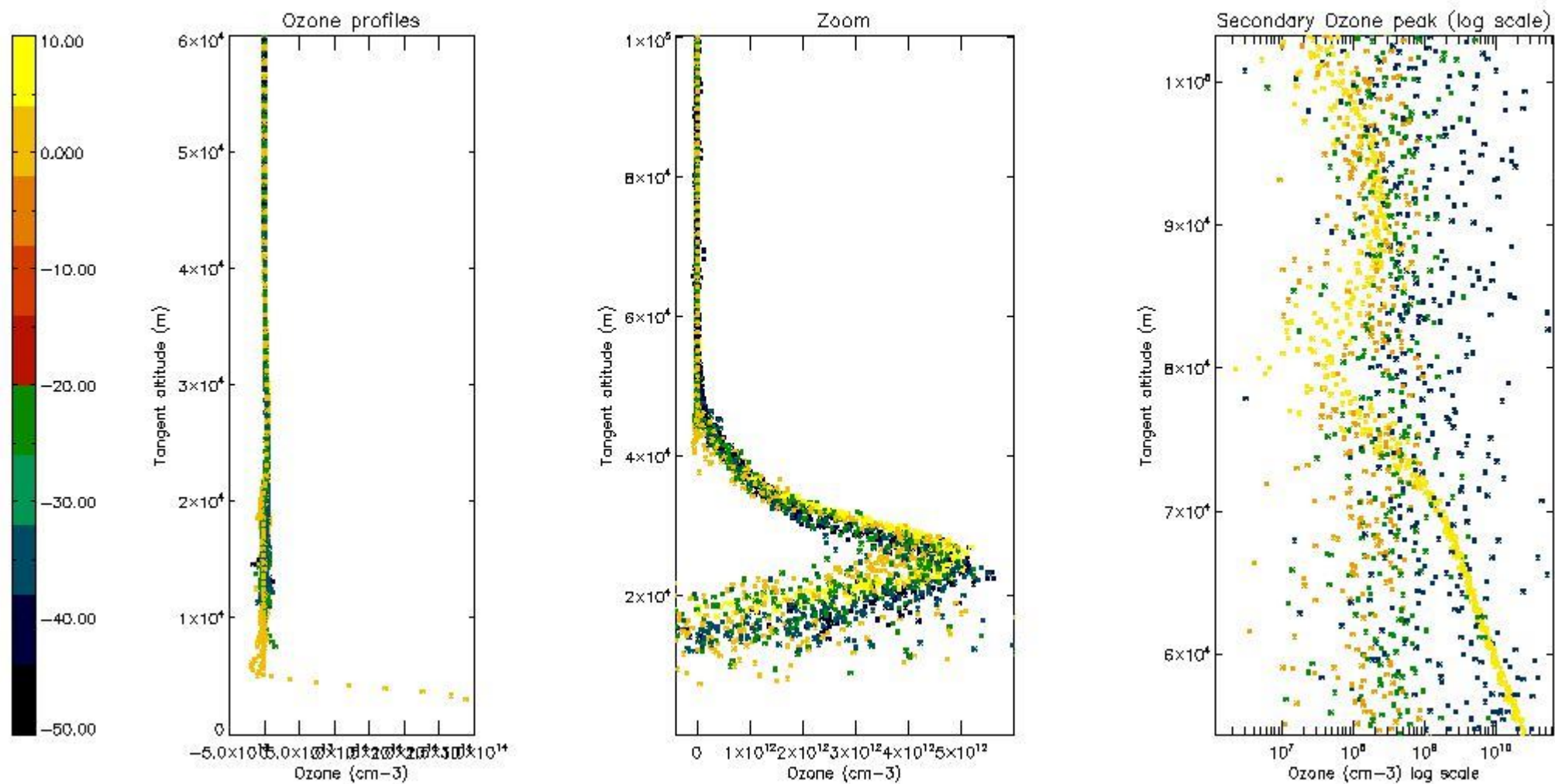
So, the table below shows the percentage of dark limb and valid observations for each criteria with respect to the overall valid daily observations.

Criteria	% of total production
All STD	23
STD < 20	8

STD < 10	5
STD < 5	2

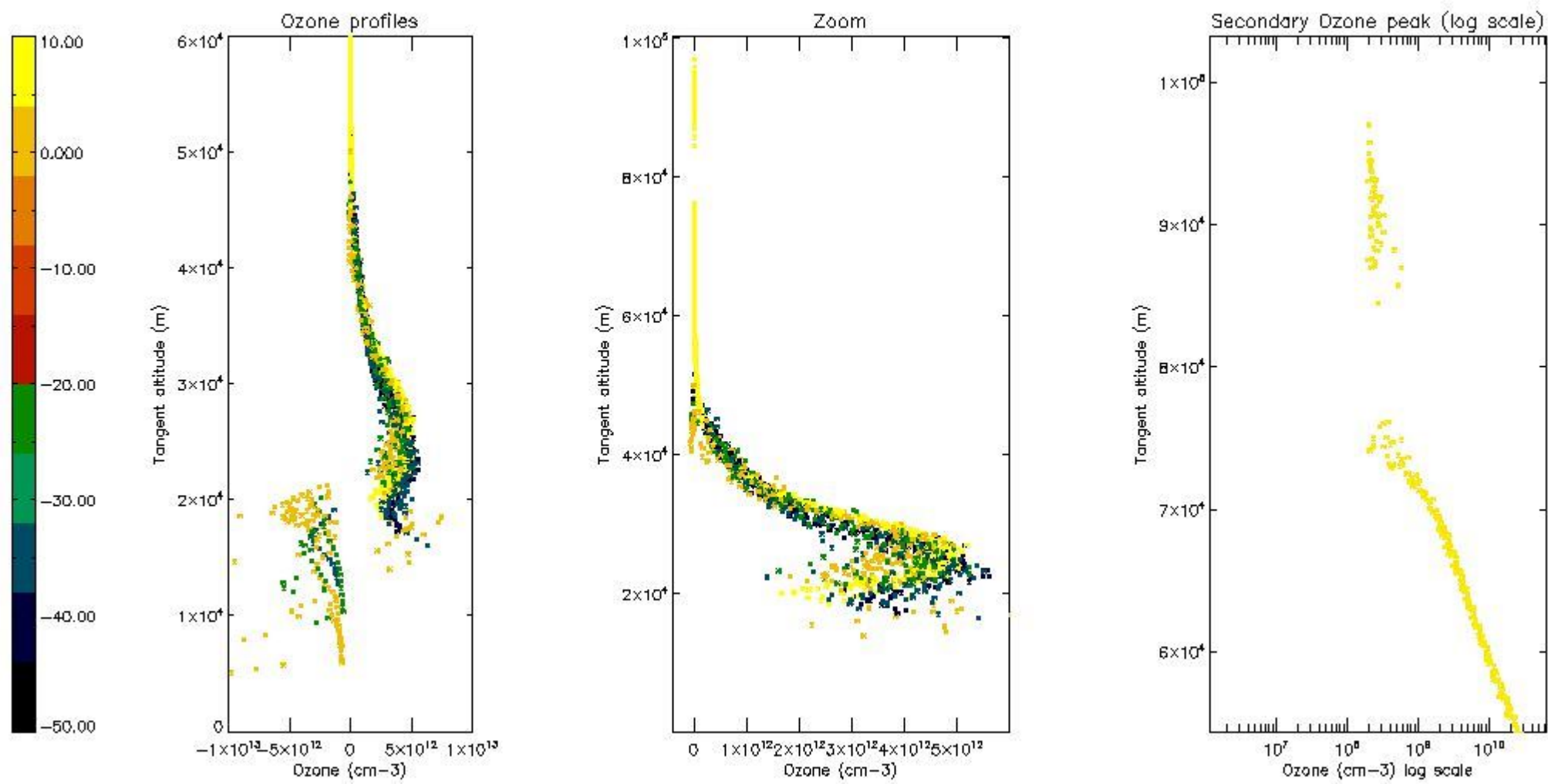
5.2 Plot ozone profiles for all STD (dark without errors)

The colorbar represents the latitude.



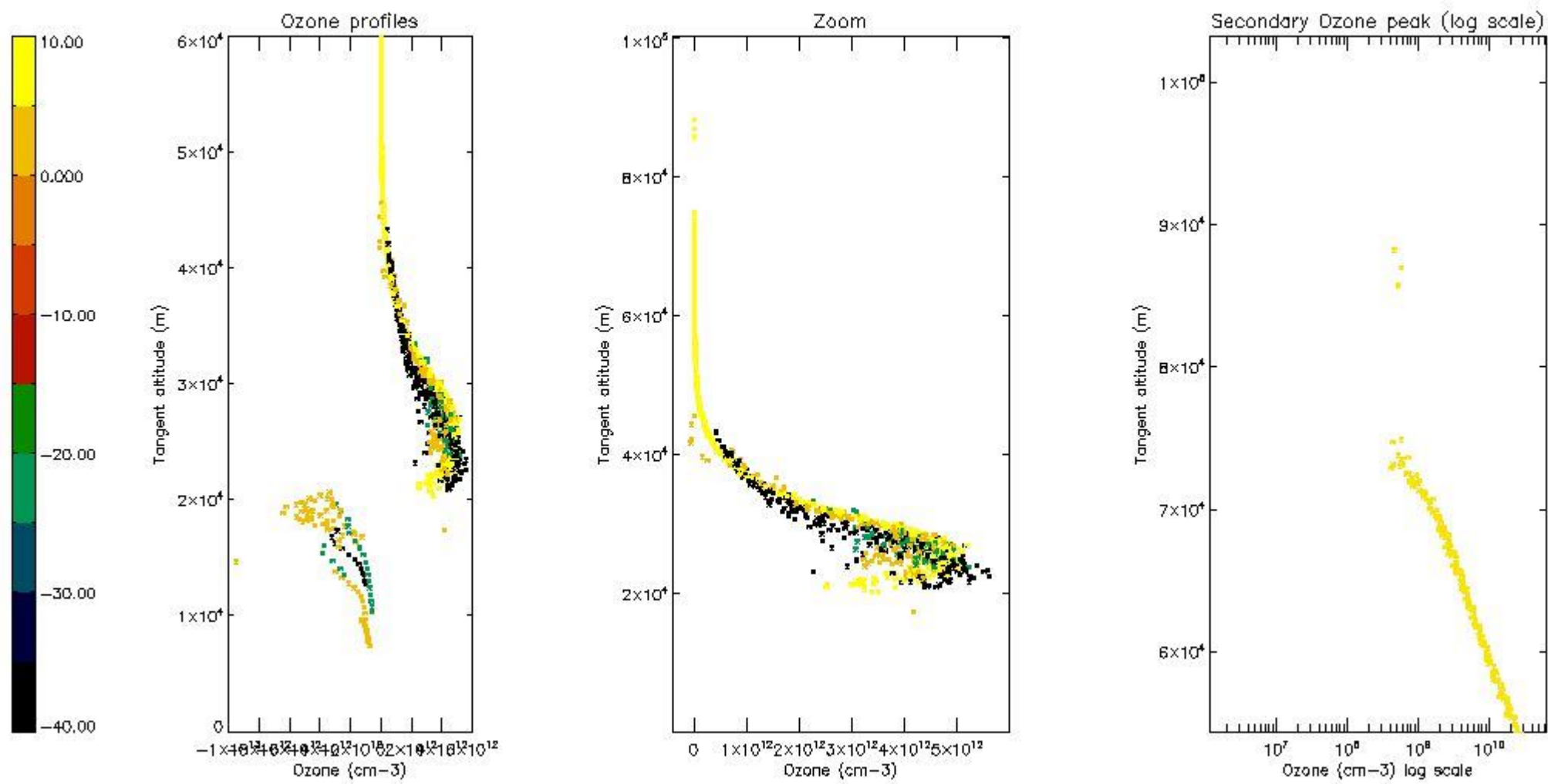
5.3 Plot ozone profiles where STD < 20% (dark without errors)

The colorbar represents the latitude.



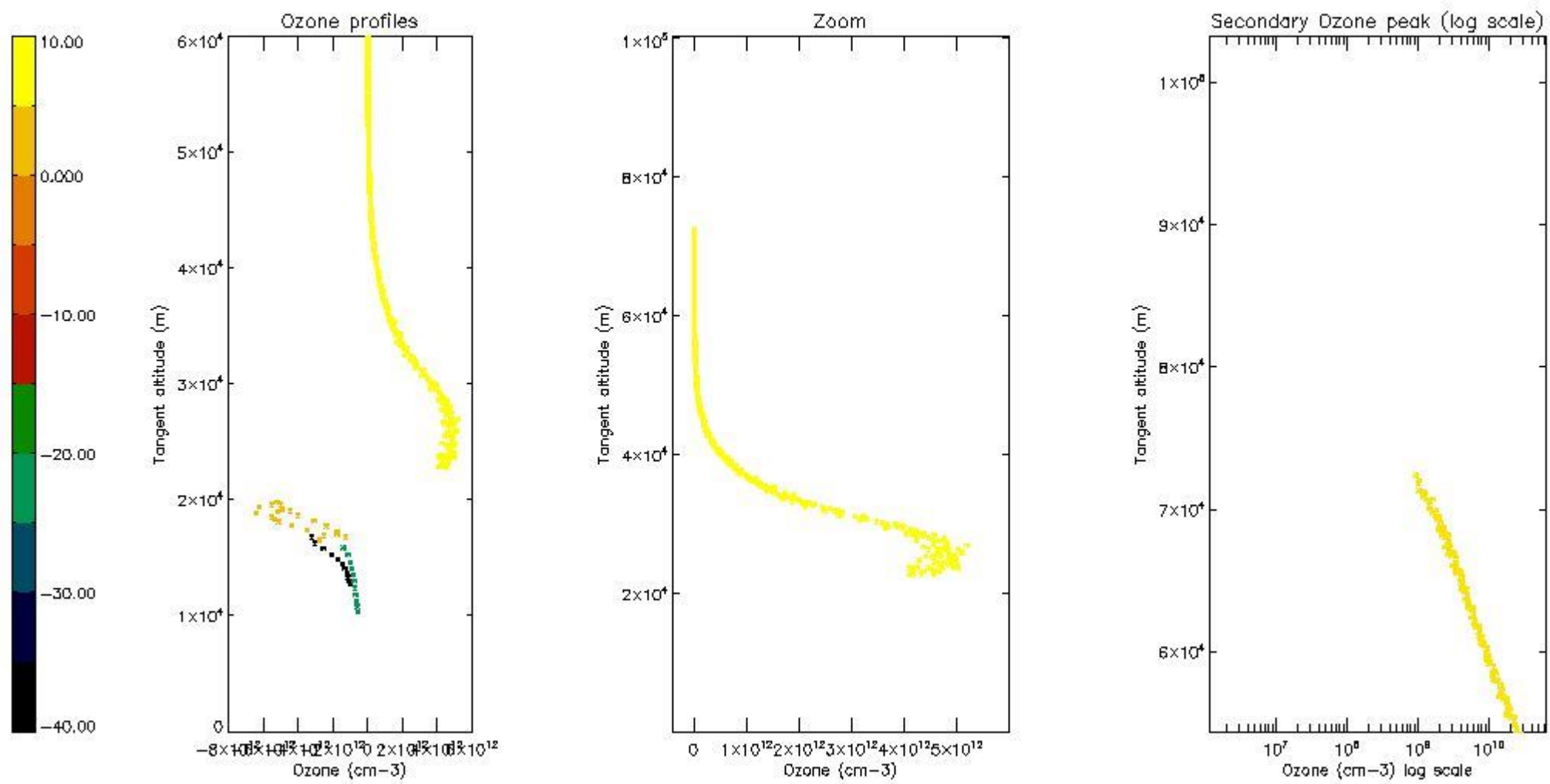
5.4 Plot ozone profiles where $STD < 10\%$ (dark without errors)

The colorbar represents the latitude.



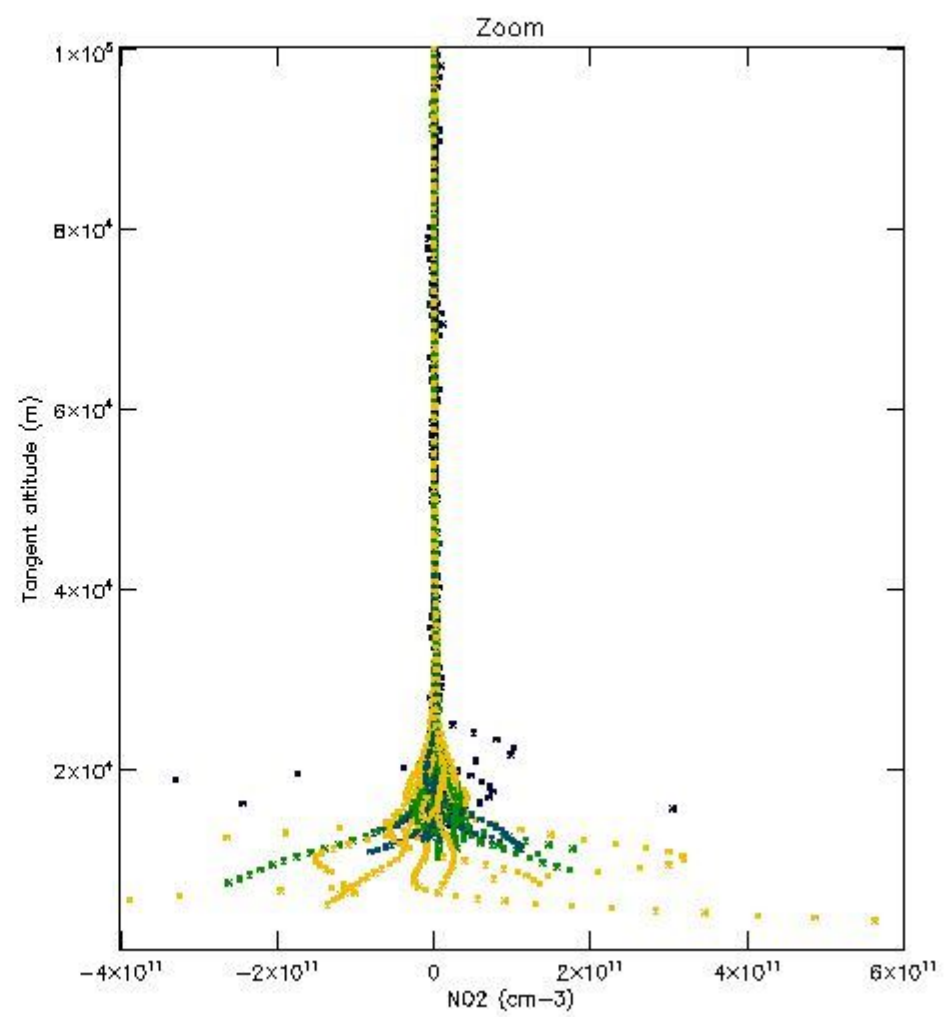
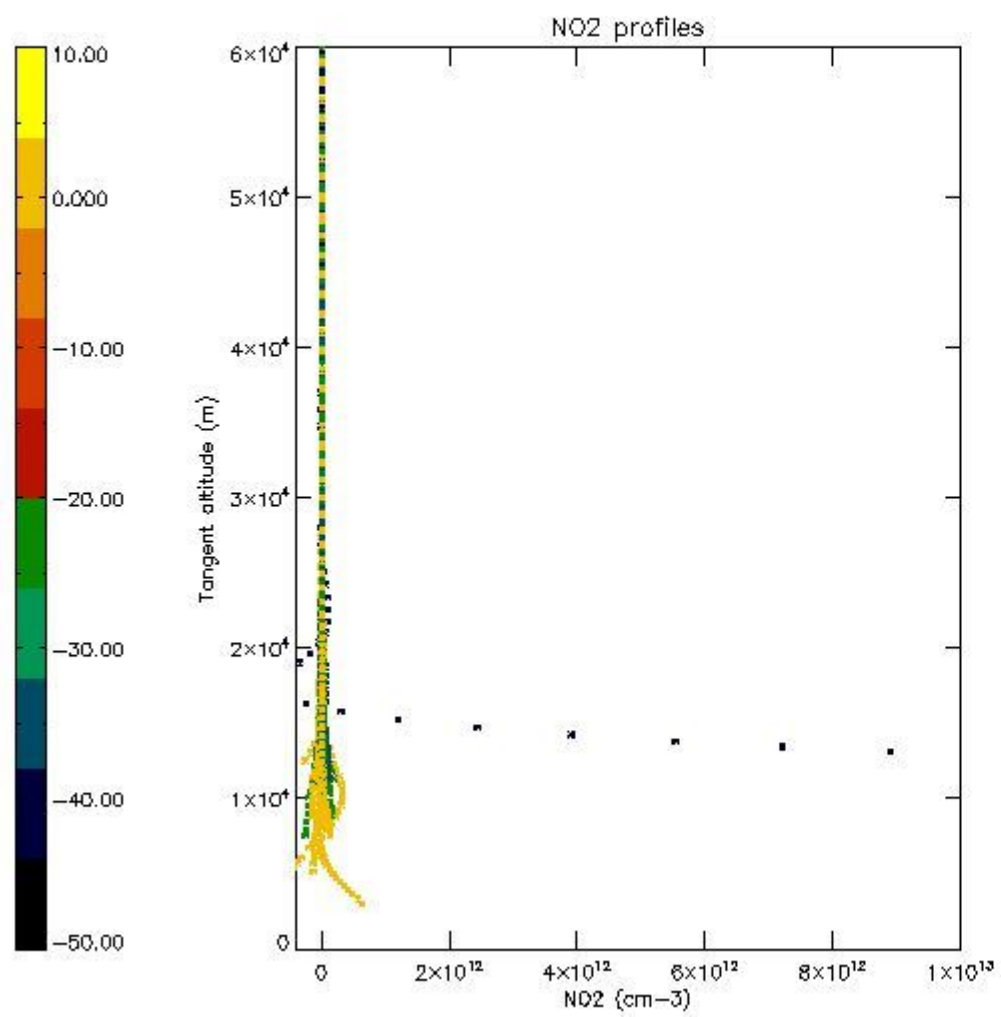
5.5 Plot ozone profiles where STD < 5% (dark without errors)

The colorbar represents the latitude.



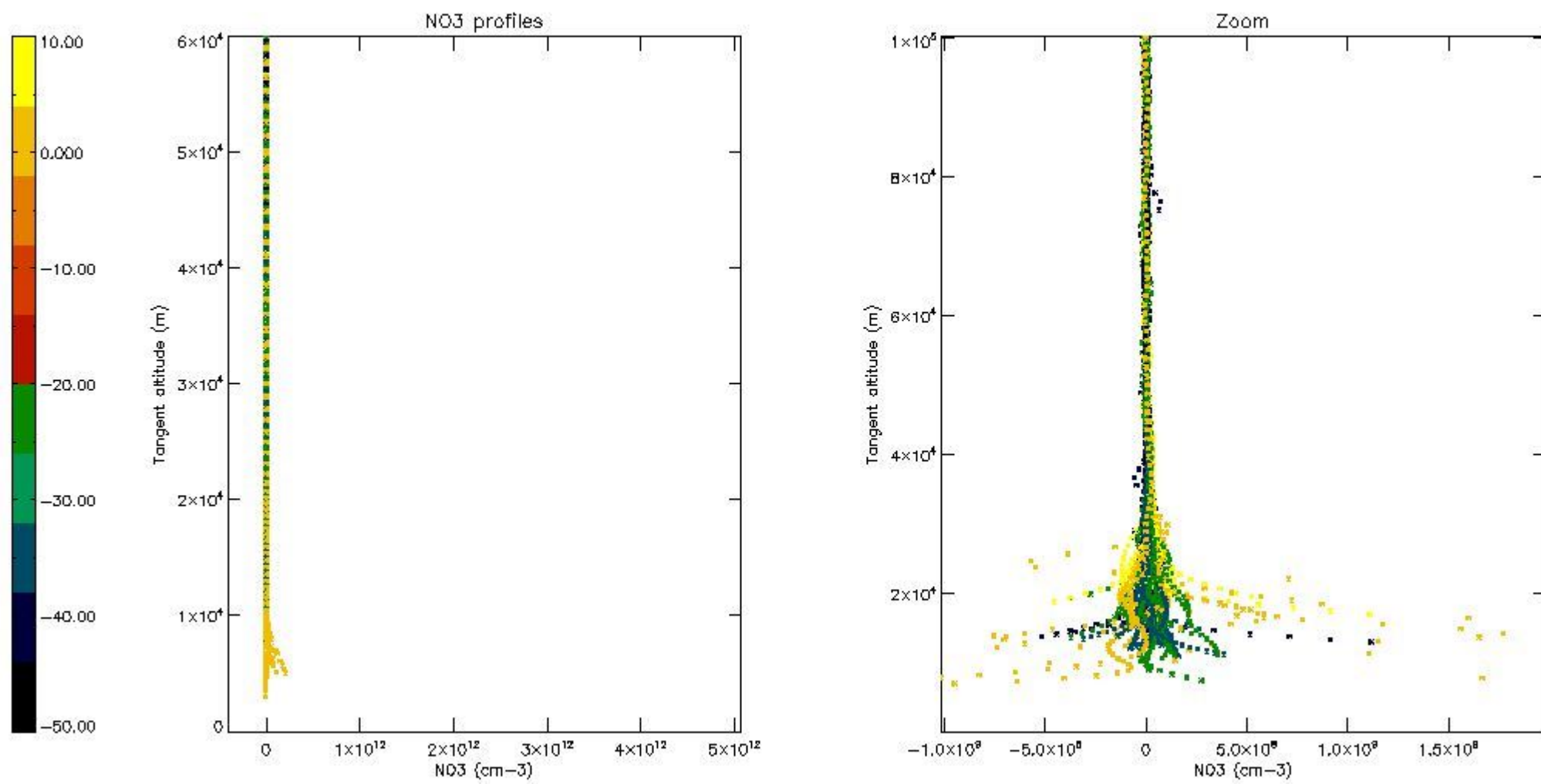
5.6 Plot NO₂ profiles for all STD (dark without errors)

The colorbar represents the latitude.



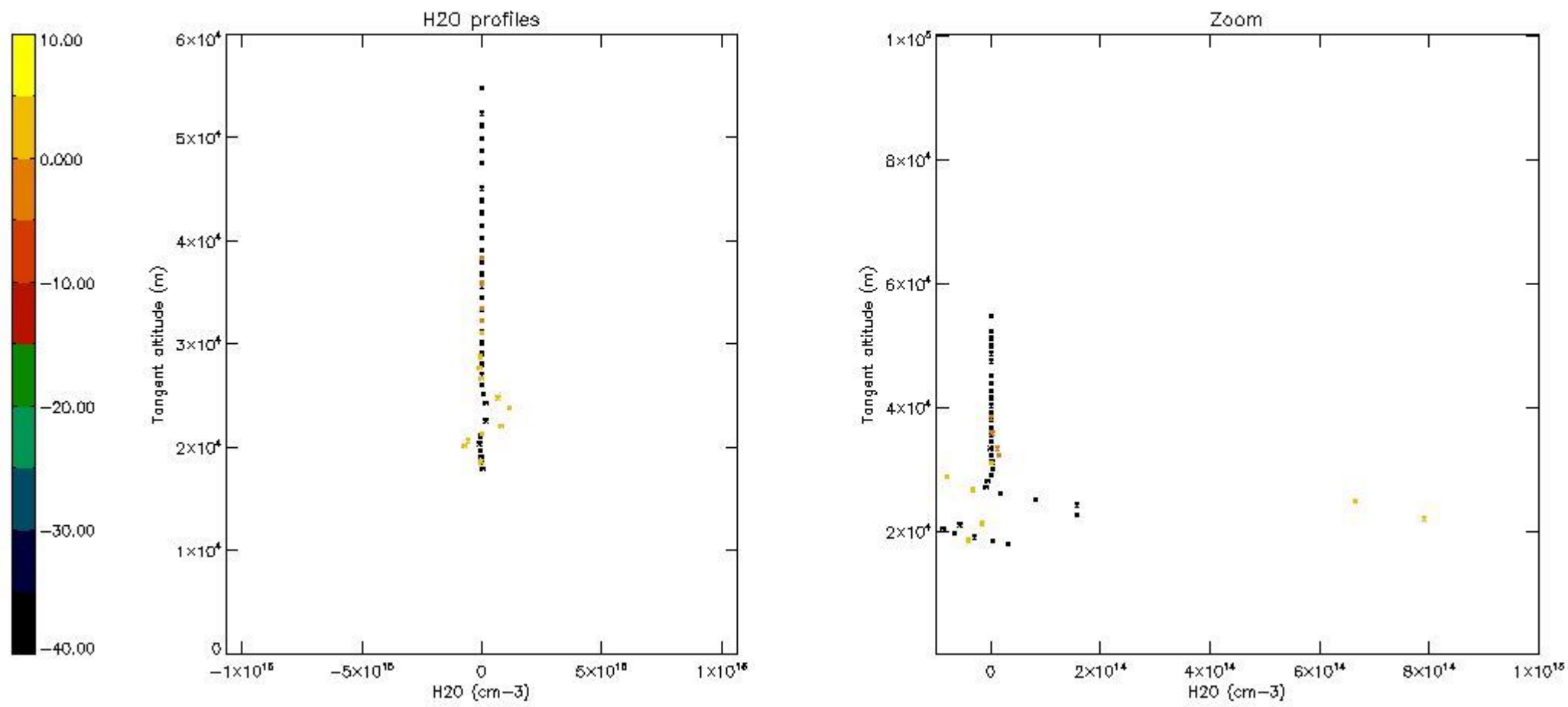
5.7 Plot NO3 profiles for all STD (dark without errors)

The colorbar represents the latitude.



5.8 Plot H2O profiles for all STD (only for occultations of stars 1,2,3,4,13,14,16,26,63 dark without errors)

The colorbar represents the latitude.



6. Auxiliary Data Files used for the production reported in section 2

The number reported in the third column indicates since which file (see list in section 2) the corresponding auxiliary file has been used. The fourth column is the date of those product files.

Type	Auxiliary Filename	Used since product	Used since product date
INST_PHYS_CHARACTERISTICS	GOM_INS_AXVIEC20091111_143220_20030716_120000_20500101_000000	1	16-JUN-2011 00:04:59
LEVEL-2_PROC_CONFIG	GOM_PR2_AXVIEC20091111_152718_20020301_000000_20500101_000000	1	16-JUN-2011 00:04:59
CROSS_SECTIONS_FILE	GOM_CRS_AXVIEC20091111_154832_20020301_000000_20500101_000000	1	16-JUN-2011 00:04:59

GOMOS Level 2 Daily Report

SUMMARY

[1. General Info](#)

[2. Summary of processed GOM_NL_2P products](#)

[3. Level 2 Quality information per product](#)

[3.1 Plot of level 2 quality information per product \(time dependant\)](#)

[3.2 Plot of level 2 quality information per product \(world map\)](#)

[4. Level 1 Quality information per product \(stored on level 2 products\)](#)

[4.1 Plot of level 1 quality information per product \(time dependant\)](#)

[4.1.1 Plot of level 1 quality information per product \(time dependant\): ASCENDING](#)

[4.1.2 Plot of level 1 quality information per product \(time dependant\): DESCENDING](#)

[4.2 Plot of level 1 quality information per product \(world map\)](#)

[4.2.1 Plot of level 1 quality information per product \(world map\): ASCENDING](#)

[4.2.2 Plot of level 1 quality information per product \(world map\): DESCENDING](#)

[5. Ozone profiles based on quality statistics and other trace gas profiles](#)

[5.1 Ozone statistics based on quality of products](#)

[5.2 Plot ozone profiles for all STD \(dark without errors\)](#)

[5.3 Plot ozone profiles where STD < 20% \(dark without errors\)](#)

[5.4. Plot ozone profiles where STD < 10% \(dark without errors\)](#)

[5.5. Plot ozone profiles where STD < 5% \(dark without errors\)](#)

[5.6 Plot NO2 profiles for all STD \(dark without errors\)](#)

[5.7 Plot NO3 profiles for all STD \(dark without errors\)](#)

[5.8 Plot H2O profiles \(only for occultations of stars 1,2,3,4,13,14,16,26,63 dark without errors\) for all STD](#)

[6. Auxiliary Data Files used for the production reported in section 2](#)

This report presents the daily analysis on parameters extracted from GOMOS level 2 data (GOM_NL__2P). It is intended to monitor some important parameters that will impact the quality of these products. A list of level 2 products (and content) that have arrived during the reporting day to the PCF is also given.

Item	Value
Time of report generation	24APR2013 14:49:09
Data source version	GOMOS/6.01
Start time of products	16-06-2011 (16JUN2011 00:00:00)
Stop time of products	17-06-2011 (17JUN2011 00:00:00)
Store outputs in DB	Yes
Nb of level 2 prods	273
Nb of prods with errors	0

2. Summary of processed GOM_NL__2P products.

Nr	Filename	UTC Start time	Limb	Duration	Star Id	Star Name	Star Mag	Star Temp	Nb Meas	Orbit	Prod. error
1	GOM_NL__2PRFIN20110616_000459_000000573103_00303_48593_5345.N1	16-JUN-2011 00:04:59	Dark	56.500	52	16Bet Cet	2.0370	4500.0	113	48593	No
2	GOM_NL__2PRFIN20110616_001108_000000443103_00303_48593_5346.N1	16-JUN-2011 00:11:08	Dark	43.500	84	Alp Phe	2.3970	4500.0	87	48593	No
3	GOM_NL__2PRFIN20110616_001722_000000523103_00304_48594_5327.N1	16-JUN-2011 00:17:22	Dark	52.000	63	Bet Gru	2.1500	2800.0	104	48594	No
4	GOM_NL__2PRFIN20110616_001925_000000493103_00304_48594_5328.N1	16-JUN-2011 00:19:25	Dark	49.000	31	Alp Gru	1.7340	15200.	98	48594	No
5	GOM_NL__2PRFIN20110616_002123_000000463103_00304_48594_5329.N1	16-JUN-2011 00:21:23	Straylight	46.000	172	Gam Gru	3.0030	13100.	92	48594	No
6	GOM_NL__2PRFIN20110616_002310_000000443103_00304_48594_5330.N1	16-JUN-2011 00:23:10	Straylight	43.500	45	Alp Pav	1.9400	26000.	87	48594	No
7	GOM_NL__2PRFIN20110616_003244_000000493103_00304_48594_5331.N1	16-JUN-2011 00:32:44	Twilight	48.500	38	20Eps Sgr	1.8360	11000.	97	48594	No
8	GOM_NL__2PRFIN20110616_003413_000000543103_00304_48594_5332.N1	16-JUN-2011 00:34:13	Twilight	53.500	116	19Del Sgr	2.7000	4100.0	107	48594	No
9	GOM_NL__2PRFIN20110616_003928_000000403103_00304_48594_5333.N1	16-JUN-2011 00:39:28	Bright	39.500	86	35Eta Oph	2.4300	10200.	79	48594	No
10	GOM_NL__2PRFIN20110616_004555_000000453103_00304_48594_5334.N1	16-JUN-2011 00:45:55	Bright	44.500	126	60Bet Oph	2.7700	4250.0	89	48594	No
11	GOM_NL__2PRFIN20110616_004825_000000443103_00304_48594_5335.N1	16-JUN-2011 00:48:25	Bright	43.500	59	55Alp Oph	2.0800	8900.0	87	48594	No
12	GOM_NL__2PRFIN20110616_005026_000000363103_00304_48594_5336.N1	16-JUN-2011 00:50:26	Bright	36.000	127	27Bet Her	2.7810	4700.0	72	48594	No
13	GOM_NL__2PRFIN20110616_005327_000000393103_00304_48594_5337.N1	16-JUN-2011 00:53:27	Bright	39.000	133	40Zet Her	2.8070	6000.0	78	48594	No
14	GOM_NL__2PRFIN20110616_010011_000000373103_00304_48594_5338.N1	16-JUN-2011 01:00:11	Bright	36.500	130	23Bet Dra	2.7990	5800.0	73	48594	No
15	GOM_NL__2PRFIN20110616_011028_000000473103_00304_48594_5339.N1	16-JUN-2011 01:10:28	Bright	46.500	89	5Alp Cep	2.4510	8000.0	93	48594	No
16	GOM_NL__2PRFIN20110616_011656_000000523103_00304_48594_5340.N1	16-JUN-2011 01:16:56	Bright	52.000	74	11Bet Cas	2.2680	6600.0	104	48594	No
17	GOM_NL__2PRFIN20110616_011820_000000433103_00304_48594_5341.N1	16-JUN-2011 01:18:20	Bright	43.000	68	18Alp Cas	2.2250	4500.0	86	48594	No
18	GOM_NL__2PRFIN20110616_012332_000000573103_00304_48594_5342.N1	16-JUN-2011 01:23:32	Bright	57.000	73	57Gam1And	2.2600	13100.	114	48594	No
19	GOM_NL__2PRFIN20110616_012553_000000573103_00304_48594_5343.N1	16-JUN-2011 01:25:53	Twilight	57.000	53	43Bet And	2.0480	3300.0	114	48594	No
20	GOM_NL__2PRFIN20110616_012925_000000473103_00304_48594_5344.N1	16-JUN-2011 01:29:25	Twilight	46.500	50	13Alp Ari	2.0070	4250.0	93	48594	No
21	GOM_NL__2PRFIN20110616_025710_000000433103_00305_48595_5327.N1	16-JUN-2011 02:57:10	Bright	42.500	74	11Bet Cas	2.2680	6600.0	85	48595	No
22	GOM_NL__2PRFIN20110616_025834_000000433103_00305_48595_5328.N1	16-JUN-2011 02:58:34	Bright	42.500	68	18Alp Cas	2.2250	4500.0	85	48595	No
23	GOM_NL__2PRFIN20110616_030346_000000413103_00305_48595_5329.N1	16-JUN-2011 03:03:46	Bright	41.000	73	57Gam1And	2.2600	13100.	82	48595	No
24	GOM_NL__2PRFIN20110616_030607_000000583103_00305_48595_5330.N1	16-JUN-2011 03:06:07	Twilight	58.000	53	43Bet And	2.0480	3300.0	116	48595	No
25	GOM_NL__2PRFIN20110616_030939_000000523103_00305_48595_5331.N1	16-JUN-2011 03:09:39	Twilight	51.500	50	13Alp Ari	2.0070	4250.0	103	48595	No
26	GOM_NL__2PRFIN20110616_032529_000000553103_00305_48595_5332.N1	16-JUN-2011 03:25:29	Dark	55.000	52	16Bet Cet	2.0370	4500.0	110	48595	No
27	GOM_NL__2PRFIN20110616_033138_000000483103_00305_48595_5333.N1	16-JUN-2011 03:31:38	Dark	47.500	84	Alp Phe	2.3970	4500.0	95	48595	No
28	GOM_NL__2PRFIN20110616_033752_000000503103_00306_48596_5327.N1	16-JUN-2011 03:37:52	Dark	50.000	63	Bet Gru	2.1500	2800.0	100	48596	No
29	GOM_NL__2PRFIN20110616_033955_000000503103_00306_48596_5328.N1	16-JUN-2011 03:39:55	Dark	50.000	31	Alp Gru	1.7340	15200.	100	48596	No
30	GOM_NL__2PRFIN20110616_034154_000000463103_00306_48596_5329.N1	16-JUN-2011 03:41:54	Straylight	46.000	172	Gam Gru	3.0030	13100.	92	48596	No
31	GOM_NL__2PRFIN20110616_034339_000000433103_00306_48596_5330.N1	16-JUN-2011 03:43:39	Straylight	43.000	45	Alp Pav	1.9400	26000.	86	48596	No
32	GOM_NL__2PRFIN20110616_035313_000000483103_00306_48596_5331.N1	16-JUN-2011 03:53:13	Twilight	48.000	38	20Eps Sgr	1.8360	11000.	96	48596	No
33	GOM_NL__2PRFIN20110616_035442_000000503103_00306_48596_5332.N1	16-JUN-2011 03:54:42	Twilight	50.000	116	19Del Sgr	2.7000	4100.0	100	48596	No
34	GOM_NL__2PRFIN20110616_035956_000000393103_00306_48596_5333.N1	16-JUN-2011 03:59:56	Bright	39.000	86	35Eta Oph	2.4300	10200.	78	48596	No
35	GOM_NL__2PRFIN20110616_040623_000000473103_00306_48596_5334.N1	16-JUN-2011 04:06:23	Bright	47.000	126	60Bet Oph	2.7700	4250.0	94	48596	No
36	GOM_NL__2PRFIN20110616_040852_000000433103_00306_48596_5335.N1	16-JUN-2011 04:08:52	Bright	42.500	59	55Alp Oph	2.0800	8900.0	85	48596	No
37	GOM_NL__2PRFIN20110616_041054_000000383103_00306_48596_5336.N1	16-JUN-2011 04:10:54	Bright	37.500	127	27Bet Her	2.7810	4700.0	75	48596	No
38	GOM_NL__2PRFIN20110616_041354_000000403103_00306_48596_5337.N1	16-JUN-2011 04:13:54	Bright	39.500	133	40Zet Her	2.8070	6000.0	79	48596	No
39	GOM_NL__2PRFIN20110616_042038_000000413103_00306_48596_5338.N1	16-JUN-2011 04:20:38	Bright	41.000	130	23Bet Dra	2.7990	5800.0	82	48596	No
40	GOM_NL__2PRFIN20110616_043054_000000473103_00306_48596_5339.N1	16-JUN-2011 04:30:54	Bright	46.500	89	5Alp Cep	2.4510	8000.0	93	48596	No
41	GOM_NL__2PRFIN20110616_043724_000000433103_00306_48596_5340.N1	16-JUN-2011 04:37:24	Bright	43.000	74	11Bet Cas	2.2680	6600.0	86	48596	No
42	GOM_NL__2PRFIN20110616_043848_000000553103_00306_48596_5341.N1	16-JUN-2011 04:38:48	Bright	55.000	68	18Alp Cas	2.2250	4500.0	110	48596	No

43	GOM_NL__2PRFIN20110616_044400_000000413103_00306_48596_5342.N1	16-JUN-2011 04:44:00	Bright	40.500	73	57Gam1And	2.2600	13100.	81	48596	No
44	GOM_NL__2PRFIN20110616_044621_000000593103_00306_48596_5343.N1	16-JUN-2011 04:46:21	Twilight	58.500	53	43Bet And	2.0480	3300.0	117	48596	No
45	GOM_NL__2PRFIN20110616_044953_000000523103_00306_48596_5344.N1	16-JUN-2011 04:49:53	Twilight	51.500	50	13Alp Ari	2.0070	4250.0	103	48596	No
46	GOM_NL__2PRFIN20110616_050544_000000563103_00306_48596_5345.N1	16-JUN-2011 05:05:44	Dark	55.500	52	16Bet Cet	2.0370	4500.0	111	48596	No
47	GOM_NL__2PRFIN20110616_051153_000000483103_00306_48596_5346.N1	16-JUN-2011 05:11:53	Dark	48.000	84	Alp Phe	2.3970	4500.0	96	48596	No
48	GOM_NL__2PRFIN20110616_051807_000000543103_00307_48597_5327.N1	16-JUN-2011 05:18:07	Dark	53.500	63	Bet Gru	2.1500	2800.0	107	48597	No
49	GOM_NL__2PRFIN20110616_052010_000000503103_00307_48597_5328.N1	16-JUN-2011 05:20:10	Dark	50.000	31	Alp Gru	1.7340	15200.	100	48597	No
50	GOM_NL__2PRFIN20110616_052209_000000463103_00307_48597_5329.N1	16-JUN-2011 05:22:09	Straylight	46.000	172	Gam Gru	3.0030	13100.	92	48597	No
51	GOM_NL__2PRFIN20110616_052354_000000443103_00307_48597_5330.N1	16-JUN-2011 05:23:54	Straylight	44.000	45	Alp Pav	1.9400	26000.	88	48597	No
52	GOM_NL__2PRFIN20110616_053327_000000493103_00307_48597_5331.N1	16-JUN-2011 05:33:27	Twilight	48.500	38	20Eps Sgr	1.8360	11000.	97	48597	No
53	GOM_NL__2PRFIN20110616_053456_000000503103_00307_48597_5332.N1	16-JUN-2011 05:34:56	Twilight	50.000	116	19Del Sgr	2.7000	4100.0	100	48597	No
54	GOM_NL__2PRFIN20110616_054011_000000393103_00307_48597_5333.N1	16-JUN-2011 05:40:11	Bright	39.000	86	35Eta Oph	2.4300	10200.	78	48597	No
55	GOM_NL__2PRFIN20110616_054637_000000463103_00307_48597_5334.N1	16-JUN-2011 05:46:37	Bright	46.000	126	60Bet Oph	2.7700	4250.0	92	48597	No
56	GOM_NL__2PRFIN20110616_054906_000000423103_00307_48597_5335.N1	16-JUN-2011 05:49:06	Bright	42.000	59	55Alp Oph	2.0800	8900.0	84	48597	No
57	GOM_NL__2PRFIN20110616_055108_000000373103_00307_48597_5336.N1	16-JUN-2011 05:51:08	Bright	37.000	127	27Bet Her	2.7810	4700.0	74	48597	No
58	GOM_NL__2PRFIN20110616_055408_000000493103_00307_48597_5337.N1	16-JUN-2011 05:54:08	Bright	49.000	133	40Zet Her	2.8070	6000.0	98	48597	No
59	GOM_NL__2PRFIN20110616_060052_000000413103_00307_48597_5338.N1	16-JUN-2011 06:00:52	Bright	41.000	130	23Bet Dra	2.7990	5800.0	82	48597	No
60	GOM_NL__2PRFIN20110616_061108_000000483103_00307_48597_5339.N1	16-JUN-2011 06:11:08	Bright	47.500	89	5Alp Cep	2.4510	8000.0	95	48597	No
61	GOM_NL__2PRFIN20110616_061737_000000463103_00307_48597_5340.N1	16-JUN-2011 06:17:37	Bright	46.000	74	11Bet Cas	2.2680	6600.0	92	48597	No
62	GOM_NL__2PRFIN20110616_061902_000000453103_00307_48597_5341.N1	16-JUN-2011 06:19:02	Bright	45.000	68	18Alp Cas	2.2250	4500.0	90	48597	No
63	GOM_NL__2PRFIN20110616_062415_000000403103_00307_48597_5342.N1	16-JUN-2011 06:24:15	Bright	39.500	73	57Gam1And	2.2600	13100.	79	48597	No
64	GOM_NL__2PRFIN20110616_062635_000000563103_00307_48597_5343.N1	16-JUN-2011 06:26:35	Twilight	55.500	53	43Bet And	2.0480	3300.0	111	48597	No
65	GOM_NL__2PRFIN20110616_063008_000000503103_00307_48597_5344.N1	16-JUN-2011 06:30:08	Twilight	49.500	50	13Alp Ari	2.0070	4250.0	99	48597	No
66	GOM_NL__2PRFIN20110616_064559_000000573103_00307_48597_5345.N1	16-JUN-2011 06:45:59	Dark	57.000	52	16Bet Cet	2.0370	4500.0	114	48597	No
67	GOM_NL__2PRFIN20110616_065208_000000553103_00307_48597_5346.N1	16-JUN-2011 06:52:08	Dark	54.500	84	Alp Phe	2.3970	4500.0	109	48597	No
68	GOM_NL__2PRFIN20110616_065822_000000673103_00308_48598_5327.N1	16-JUN-2011 06:58:22	Dark	67.000	63	Bet Gru	2.1500	2800.0	134	48598	No
69	GOM_NL__2PRFIN20110616_070025_000000463103_00308_48598_5328.N1	16-JUN-2011 07:00:25	Dark	46.000	31	Alp Gru	1.7340	15200.	92	48598	No
70	GOM_NL__2PRFIN20110616_070224_000000453103_00308_48598_5329.N1	16-JUN-2011 07:02:24	Straylight	45.000	172	Gam Gru	3.0030	13100.	90	48598	No
71	GOM_NL__2PRFIN20110616_070409_000000503103_00308_48598_5330.N1	16-JUN-2011 07:04:09	Straylight	50.000	45	Alp Pav	1.9400	26000.	100	48598	No
72	GOM_NL__2PRFIN20110616_071342_000000483103_00308_48598_5331.N1	16-JUN-2011 07:13:42	Twilight	48.000	38	20Eps Sgr	1.8360	11000.	96	48598	No
73	GOM_NL__2PRFIN20110616_071511_000000503103_00308_48598_5332.N1	16-JUN-2011 07:15:11	Twilight	50.000	116	19Del Sgr	2.7000	4100.0	100	48598	No
74	GOM_NL__2PRFIN20110616_072025_000000393103_00308_48598_5333.N1	16-JUN-2011 07:20:25	Bright	39.000	86	35Eta Oph	2.4300	10200.	78	48598	No
75	GOM_NL__2PRFIN20110616_072650_000000443103_00308_48598_5334.N1	16-JUN-2011 07:26:50	Bright	43.500	126	60Bet Oph	2.7700	4250.0	87	48598	No
76	GOM_NL__2PRFIN20110616_072920_000000443103_00308_48598_5335.N1	16-JUN-2011 07:29:20	Bright	44.000	59	55Alp Oph	2.0800	8900.0	88	48598	No
77	GOM_NL__2PRFIN20110616_073122_000000393103_00308_48598_5336.N1	16-JUN-2011 07:31:22	Bright	39.000	127	27Bet Her	2.7810	4700.0	78	48598	No
78	GOM_NL__2PRFIN20110616_073422_000000383103_00308_48598_5337.N1	16-JUN-2011 07:34:22	Bright	38.000	133	40Zet Her	2.8070	6000.0	76	48598	No
79	GOM_NL__2PRFIN20110616_074105_000000413103_00308_48598_5338.N1	16-JUN-2011 07:41:05	Bright	41.000	130	23Bet Dra	2.7990	5800.0	82	48598	No
80	GOM_NL__2PRFIN20110616_075121_000000463103_00308_48598_5339.N1	16-JUN-2011 07:51:21	Bright	46.000	89	5Alp Cep	2.4510	8000.0	92	48598	No
81	GOM_NL__2PRFIN20110616_075751_000000443103_00308_48598_5340.N1	16-JUN-2011 07:57:51	Bright	43.500	74	11Bet Cas	2.2680	6600.0	87	48598	No
82	GOM_NL__2PRFIN20110616_075916_000000433103_00308_48598_5341.N1	16-JUN-2011 07:59:16	Bright	42.500	68	18Alp Cas	2.2250	4500.0	85	48598	No
83	GOM_NL__2PRFIN20110616_080429_000000413103_00308_48598_5342.N1	16-JUN-2011 08:04:29	Bright	40.500	73	57Gam1And	2.2600	13100.	81	48598	No
84	GOM_NL__2PRFIN20110616_080649_000000563103_00308_48598_5343.N1	16-JUN-2011 08:06:49	Twilight	56.000	53	43Bet And	2.0480	3300.0	112	48598	No
85	GOM_NL__2PRFIN20110616_081022_000000493103_00308_48598_5344.N1	16-JUN-2011 08:10:22	Twilight	49.000	50	13Alp Ari	2.0070	4250.0	98	48598	No
86	GOM_NL__2PRFIN20110616_082615_000000563103_00308_48598_5345.N1	16-JUN-2011 08:26:15	Dark	56.000	52	16Bet Cet	2.0370	4500.0	112	48598	No
87	GOM_NL__2PRFIN20110616_083222_000000473103_00308_48598_5346.N1	16-JUN-2011 08:32:22	Dark	46.500	84	Alp Phe	2.3970	4500.0	93	48598	No
88	GOM_NL__2PRFIN20110616_083837_000000653103_00309_48599_5327.N1	16-JUN-2011 08:38:37	Dark	65.000	63	Bet Gru	2.1500	2800.0	130	48599	No
89	GOM_NL__2PRFIN20110616_084040_000000513103_00309_48599_5328.N1	16-JUN-2011 08:40:40	Dark	50.500	31	Alp Gru	1.7340	15200.	101	48599	No
90	GOM_NL__2PRFIN20110616_084240_000000453103_00309_48599_5329.N1	16-JUN-2011 08:42:40	Straylight	45.000	172	Gam Gru	3.0030	13100.	90	48599	No
91	GOM_NL__2PRFIN20110616_084423_000000423103_00309_48599_5330.N1	16-JUN-2011 08:44:23	Straylight	42.000	45	Alp Pav	1.9400	26000.	84	48599	No
92	GOM_NL__2PRFIN20110616_085356_000000453103_00309_48599_5331.N1	16-JUN-2011 08:53:56	Twilight	45.000	38	20Eps Sgr	1.8360	11000.	90	48599	No
93	GOM_NL__2PRFIN20110616_085525_000000503103_00309_48599_5332.N1	16-JUN-2011 08:55:25	Twilight	49.500	116	19Del Sgr	2.7000	4100.0	99	48599	No
94	GOM_NL__2PRFIN20110616_090039_000000393103_00309_48599_5333.N1	16-JUN-2011 09:00:39	Bright	39.000	86	35Eta Oph	2.4300	10200.	78	48599	No
95	GOM_NL__2PRFIN20110616_090704_000000433103_00309_48599_5334.N1	16-JUN-2011 09:07:04	Bright	42.500	126	60Bet Oph	2.7700	4250.0	85	48599	No
96	GOM_NL__2PRFIN20110616_090934_000000423103_00309_48599_5335.N1	16-JUN-2011 09:09:34	Bright	42.000	59	55Alp Oph	2.0800	8900.0	84	48599	No
97	GOM_NL__2PRFIN20110616_091136_000000383103_00309_48599_5336.N1	16-JUN-2011 09:11:36	Bright	38.000	127	27Bet Her	2.7810	4700.0	76	48599	No
98	GOM_NL__2PRFIN20110616_091436_000000373103_00309_48599_5337.N1	16-JUN-2011 09:14:36	Bright	37.000	133	40Zet Her	2.8070	6000.0	74	48599	No
99	GOM_NL__2PRFIN20110616_092119_000000413103_00309_48599_5338.N1	16-JUN-2011 09:21:19	Bright	40.500	130	23Bet Dra	2.7990	5800.0	81	48599	No
100	GOM_NL__2PRFIN20110616_093134_000000483103_00309_48599_5339.N1	16-JUN-2011 09:31:34	Bright	48.000	89	5Alp Cep	2.4510	8000.0	96	48599	No
101	GOM_NL__2PRFIN20110616_093805_000000493103_00309_48599_5340.N1	16-JUN-2011 09:38:05	Bright	49.000	74	11Bet Cas	2.2680	6600.0	98	48599	No

102	GOM_NL__2PRFIN20110616_093929_00000513103_00309_48599_5341.N1	16-JUN-2011 09:39:29	Bright	51.000	68	18Alp Cas	2.2250	4500.0	102	48599	No
103	GOM_NL__2PRFIN20110616_094443_00000403103_00309_48599_5342.N1	16-JUN-2011 09:44:43	Bright	39.500	73	57Gam1And	2.2600	13100.	79	48599	No
104	GOM_NL__2PRFIN20110616_094703_00000543103_00309_48599_5343.N1	16-JUN-2011 09:47:03	Twilight	54.000	53	43Bet And	2.0480	3300.0	108	48599	No
105	GOM_NL__2PRFIN20110616_095036_00000513103_00309_48599_5344.N1	16-JUN-2011 09:50:36	Twilight	51.000	50	13Alp Ari	2.0070	4250.0	102	48599	No
106	GOM_NL__2PRFIN20110616_100630_00000543103_00309_48599_5345.N1	16-JUN-2011 10:06:30	Dark	54.000	52	16Bet Cet	2.0370	4500.0	108	48599	No
107	GOM_NL__2PRFIN20110616_101237_00000483103_00309_48599_5346.N1	16-JUN-2011 10:12:37	Dark	47.500	84	Alp Phe	2.3970	4500.0	95	48599	No
108	GOM_NL__2PRFIN20110616_101852_00000543103_00310_48600_5327.N1	16-JUN-2011 10:18:52	Dark	54.000	63	Bet Gru	2.1500	2800.0	108	48600	No
109	GOM_NL__2PRFIN20110616_102055_00000493103_00310_48600_5328.N1	16-JUN-2011 10:20:55	Dark	48.500	31	Alp Gru	1.7340	15200.	97	48600	No
110	GOM_NL__2PRFIN20110616_102255_00000443103_00310_48600_5329.N1	16-JUN-2011 10:22:55	Straylight	44.000	172	Gam Gru	3.0030	13100.	88	48600	No
111	GOM_NL__2PRFIN20110616_102438_00000503103_00310_48600_5330.N1	16-JUN-2011 10:24:38	Straylight	50.000	45	Alp Pav	1.9400	26000.	100	48600	No
112	GOM_NL__2PRFIN20110616_103411_00000503103_00310_48600_5331.N1	16-JUN-2011 10:34:11	Twilight	49.500	38	20Eps Sgr	1.8360	11000.	99	48600	No
113	GOM_NL__2PRFIN20110616_103539_00000523103_00310_48600_5332.N1	16-JUN-2011 10:35:39	Twilight	51.500	116	19Del Sgr	2.7000	4100.0	103	48600	No
114	GOM_NL__2PRFIN20110616_104053_00000373103_00310_48600_5333.N1	16-JUN-2011 10:40:53	Bright	36.500	86	35Eta Oph	2.4300	10200.	73	48600	No
115	GOM_NL__2PRFIN20110616_104718_00000423103_00310_48600_5334.N1	16-JUN-2011 10:47:18	Bright	42.000	126	60Bet Oph	2.7700	4250.0	84	48600	No
116	GOM_NL__2PRFIN20110616_104947_00000423103_00310_48600_5335.N1	16-JUN-2011 10:49:47	Bright	41.500	59	55Alp Oph	2.0800	8900.0	83	48600	No
117	GOM_NL__2PRFIN20110616_105150_00000373103_00310_48600_5336.N1	16-JUN-2011 10:51:50	Bright	37.000	127	27Bet Her	2.7810	4700.0	74	48600	No
118	GOM_NL__2PRFIN20110616_105450_00000383103_00310_48600_5337.N1	16-JUN-2011 10:54:50	Bright	38.000	133	40Zet Her	2.8070	6000.0	76	48600	No
119	GOM_NL__2PRFIN20110616_110132_00000423103_00310_48600_5338.N1	16-JUN-2011 11:01:32	Bright	41.500	130	23Bet Dra	2.7990	5800.0	83	48600	No
120	GOM_NL__2PRFIN20110616_111147_00000493103_00310_48600_5339.N1	16-JUN-2011 11:11:47	Bright	49.000	89	5Alp Cep	2.4510	8000.0	98	48600	No
121	GOM_NL__2PRFIN20110616_111818_00000443103_00310_48600_5340.N1	16-JUN-2011 11:18:18	Bright	44.000	74	11Bet Cas	2.2680	6600.0	88	48600	No
122	GOM_NL__2PRFIN20110616_111943_00000473103_00310_48600_5341.N1	16-JUN-2011 11:19:43	Bright	47.000	68	18Alp Cas	2.2250	4500.0	94	48600	No
123	GOM_NL__2PRFIN20110616_112457_00000403103_00310_48600_5342.N1	16-JUN-2011 11:24:57	Bright	39.500	73	57Gam1And	2.2600	13100.	79	48600	No
124	GOM_NL__2PRFIN20110616_112717_00000563103_00310_48600_5343.N1	16-JUN-2011 11:27:17	Twilight	56.000	53	43Bet And	2.0480	3300.0	112	48600	No
125	GOM_NL__2PRFIN20110616_113050_00000483103_00310_48600_5344.N1	16-JUN-2011 11:30:50	Twilight	48.000	50	13Alp Ari	2.0070	4250.0	96	48600	No
126	GOM_NL__2PRFIN20110616_114645_00000563103_00310_48600_5345.N1	16-JUN-2011 11:46:45	Dark	56.000	52	16Bet Cet	2.0370	4500.0	112	48600	No
127	GOM_NL__2PRFIN20110616_115252_00000533103_00310_48600_5346.N1	16-JUN-2011 11:52:52	Dark	53.000	84	Alp Phe	2.3970	4500.0	106	48600	No
128	GOM_NL__2PRFIN20110616_115907_00000513103_00311_48601_5327.N1	16-JUN-2011 11:59:07	Dark	50.500	63	Bet Gru	2.1500	2800.0	101	48601	No
129	GOM_NL__2PRFIN20110616_120110_00000503103_00311_48601_5328.N1	16-JUN-2011 12:01:10	Dark	49.500	31	Alp Gru	1.7340	15200.	99	48601	No
130	GOM_NL__2PRFIN20110616_120310_00000443103_00311_48601_5329.N1	16-JUN-2011 12:03:10	Straylight	44.000	172	Gam Gru	3.0030	13100.	88	48601	No
131	GOM_NL__2PRFIN20110616_120452_00000453103_00311_48601_5330.N1	16-JUN-2011 12:04:52	Straylight	44.500	45	Alp Pav	1.9400	26000.	89	48601	No
132	GOM_NL__2PRFIN20110616_121425_00000483103_00311_48601_5331.N1	16-JUN-2011 12:14:25	Twilight	47.500	38	20Eps Sgr	1.8360	11000.	95	48601	No
133	GOM_NL__2PRFIN20110616_121554_00000503103_00311_48601_5332.N1	16-JUN-2011 12:15:54	Twilight	49.500	116	19Del Sgr	2.7000	4100.0	99	48601	No
134	GOM_NL__2PRFIN20110616_122107_00000383103_00311_48601_5333.N1	16-JUN-2011 12:21:07	Bright	37.500	86	35Eta Oph	2.4300	10200.	75	48601	No
135	GOM_NL__2PRFIN20110616_122732_00000433103_00311_48601_5334.N1	16-JUN-2011 12:27:32	Bright	43.000	126	60Bet Oph	2.7700	4250.0	86	48601	No
136	GOM_NL__2PRFIN20110616_123001_00000443103_00311_48601_5335.N1	16-JUN-2011 12:30:01	Bright	43.500	59	55Alp Oph	2.0800	8900.0	87	48601	No
137	GOM_NL__2PRFIN20110616_123204_00000363103_00311_48601_5336.N1	16-JUN-2011 12:32:04	Bright	35.500	127	27Bet Her	2.7810	4700.0	71	48601	No
138	GOM_NL__2PRFIN20110616_123503_00000393103_00311_48601_5337.N1	16-JUN-2011 12:35:03	Bright	38.500	133	40Zet Her	2.8070	6000.0	77	48601	No
139	GOM_NL__2PRFIN20110616_124146_00000433103_00311_48601_5338.N1	16-JUN-2011 12:41:46	Bright	42.500	130	23Bet Dra	2.7990	5800.0	85	48601	No
140	GOM_NL__2PRFIN20110616_125201_00000483103_00311_48601_5339.N1	16-JUN-2011 12:52:01	Bright	48.000	89	5Alp Cep	2.4510	8000.0	96	48601	No
141	GOM_NL__2PRFIN20110616_125832_00000443103_00311_48601_5340.N1	16-JUN-2011 12:58:32	Bright	43.500	74	11Bet Cas	2.2680	6600.0	87	48601	No
142	GOM_NL__2PRFIN20110616_125957_00000463103_00311_48601_5341.N1	16-JUN-2011 12:59:57	Bright	45.500	68	18Alp Cas	2.2250	4500.0	91	48601	No
143	GOM_NL__2PRFIN20110616_130511_00000413103_00311_48601_5342.N1	16-JUN-2011 13:05:11	Bright	41.000	73	57Gam1And	2.2600	13100.	82	48601	No
144	GOM_NL__2PRFIN20110616_130731_00000613103_00311_48601_5343.N1	16-JUN-2011 13:07:31	Twilight	60.500	53	43Bet And	2.0480	3300.0	121	48601	No
145	GOM_NL__2PRFIN20110616_131104_00000493103_00311_48601_5344.N1	16-JUN-2011 13:11:04	Twilight	49.000	50	13Alp Ari	2.0070	4250.0	98	48601	No
146	GOM_NL__2PRFIN20110616_132700_00000573103_00311_48601_5345.N1	16-JUN-2011 13:27:00	Dark	56.500	52	16Bet Cet	2.0370	4500.0	113	48601	No
147	GOM_NL__2PRFIN20110616_133307_00000473103_00311_48601_5346.N1	16-JUN-2011 13:33:07	Dark	46.500	84	Alp Phe	2.3970	4500.0	93	48601	No
148	GOM_NL__2PRFIN20110616_133922_00000523103_00312_48602_5327.N1	16-JUN-2011 13:39:22	Dark	51.500	63	Bet Gru	2.1500	2800.0	103	48602	No
149	GOM_NL__2PRFIN20110616_134125_00000483103_00312_48602_5328.N1	16-JUN-2011 13:41:25	Dark	48.000	31	Alp Gru	1.7340	15200.	96	48602	No
150	GOM_NL__2PRFIN20110616_134326_00000443103_00312_48602_5329.N1	16-JUN-2011 13:43:26	Straylight	44.000	172	Gam Gru	3.0030	13100.	88	48602	No
151	GOM_NL__2PRFIN20110616_134507_00000423103_00312_48602_5330.N1	16-JUN-2011 13:45:07	Straylight	42.000	45	Alp Pav	1.9400	26000.	84	48602	No
152	GOM_NL__2PRFIN20110616_135439_00000493103_00312_48602_5331.N1	16-JUN-2011 13:54:39	Twilight	49.000	38	20Eps Sgr	1.8360	11000.	98	48602	No
153	GOM_NL__2PRFIN20110616_135608_00000513103_00312_48602_5332.N1	16-JUN-2011 13:56:08	Twilight	50.500	116	19Del Sgr	2.7000	4100.0	101	48602	No
154	GOM_NL__2PRFIN20110616_140121_00000403103_00312_48602_5333.N1	16-JUN-2011 14:01:21	Bright	39.500	86	35Eta Oph	2.4300	10200.	79	48602	No
155	GOM_NL__2PRFIN20110616_140746_00000443103_00312_48602_5334.N1	16-JUN-2011 14:07:46	Bright	44.000	126	60Bet Oph	2.7700	4250.0	88	48602	No
156	GOM_NL__2PRFIN20110616_141015_00000433103_00312_48602_5335.N1	16-JUN-2011 14:10:15	Bright	43.000	59	55Alp Oph	2.0800	8900.0	86	48602	No
157	GOM_NL__2PRFIN20110616_141218_00000393103_00312_48602_5336.N1	16-JUN-2011 14:12:18	Bright	39.000	127	27Bet Her	2.7810	4700.0	78	48602	No
158	GOM_NL__2PRFIN20110616_141517_00000373103_00312_48602_5337.N1	16-JUN-2011 14:15:17	Bright	36.500	133	40Zet Her	2.8070	6000.0	73	48602	No
159	GOM_NL__2PRFIN20110616_142200_00000423103_00312_48602_5338.N1	16-JUN-2011 14:22:00	Bright	41.500	130	23Bet Dra	2.7990	5800.0	83	48602	No
160	GOM_NL__2PRFIN20110616_143214_00000483103_00312_48602_5339.N1	16-JUN-2011 14:32:14	Bright	48.000	89	5Alp Cep	2.4510	8000.0	96	48602	No

161	GOM_NL__2PRFIN20110616_143846_000000433103_00312_48602_5340.N1	16-JUN-2011 14:38:46	Bright	42.500	74	11Bet Cas	2.2680	6600.0	85	48602	No
162	GOM_NL__2PRFIN20110616_144010_000000433103_00312_48602_5341.N1	16-JUN-2011 14:40:10	Bright	42.500	68	18Alp Cas	2.2250	4500.0	85	48602	No
163	GOM_NL__2PRFIN20110616_144525_000000423103_00312_48602_5342.N1	16-JUN-2011 14:45:25	Bright	42.000	73	57Gam1And	2.2600	13100.	84	48602	No
164	GOM_NL__2PRFIN20110616_144745_000000543103_00312_48602_5343.N1	16-JUN-2011 14:47:45	Twilight	54.000	53	43Bet And	2.0480	3300.0	108	48602	No
165	GOM_NL__2PRFIN20110616_145119_000000473103_00312_48602_5344.N1	16-JUN-2011 14:51:19	Twilight	47.000	50	13Alp Ari	2.0070	4250.0	94	48602	No
166	GOM_NL__2PRFIN20110616_150715_000000603103_00312_48602_5345.N1	16-JUN-2011 15:07:15	Dark	60.000	52	16Bet Cet	2.0370	4500.0	120	48602	No
167	GOM_NL__2PRFIN20110616_151322_000000453103_00312_48602_5346.N1	16-JUN-2011 15:13:22	Dark	44.500	84	Alp Phe	2.3970	4500.0	89	48602	No
168	GOM_NL__2PRFIN20110616_151937_000000503103_00313_48603_5347.N1	16-JUN-2011 15:19:37	Dark	50.000	63	Bet Gru	2.1500	2800.0	100	48603	No
169	GOM_NL__2PRFIN20110616_152140_000000503103_00313_48603_5348.N1	16-JUN-2011 15:21:40	Dark	49.500	31	Alp Gru	1.7340	15200.	99	48603	No
170	GOM_NL__2PRFIN20110616_152341_000000443103_00313_48603_5349.N1	16-JUN-2011 15:23:41	Straylight	44.000	172	Gam Gru	3.0030	13100.	88	48603	No
171	GOM_NL__2PRFIN20110616_152522_000000413103_00313_48603_5350.N1	16-JUN-2011 15:25:22	Straylight	40.500	45	Alp Pav	1.9400	26000.	81	48603	No
172	GOM_NL__2PRFIN20110616_153454_000000473103_00313_48603_5351.N1	16-JUN-2011 15:34:54	Twilight	47.000	38	20Eps Sgr	1.8360	11000.	94	48603	No
173	GOM_NL__2PRFIN20110616_153622_000000493103_00313_48603_5352.N1	16-JUN-2011 15:36:22	Twilight	49.000	116	19Del Sgr	2.7000	4100.0	98	48603	No
174	GOM_NL__2PRFIN20110616_154135_000000403103_00313_48603_5353.N1	16-JUN-2011 15:41:35	Bright	39.500	86	35Eta Oph	2.4300	10200.	79	48603	No
175	GOM_NL__2PRFIN20110616_154759_000000433103_00313_48603_5354.N1	16-JUN-2011 15:47:59	Bright	42.500	126	60Bet Oph	2.7700	4250.0	85	48603	No
176	GOM_NL__2PRFIN20110616_155028_000000423103_00313_48603_5355.N1	16-JUN-2011 15:50:28	Bright	41.500	59	55Alp Oph	2.0800	8900.0	83	48603	No
177	GOM_NL__2PRFIN20110616_155237_000000333103_00313_48603_5356.N1	16-JUN-2011 15:52:37	Bright	32.500	127	27Bet Her	2.7810	4700.0	65	48603	No
178	GOM_NL__2PRFIN20110616_155531_000000403103_00313_48603_5357.N1	16-JUN-2011 15:55:31	Bright	39.500	133	40Zet Her	2.8070	6000.0	79	48603	No
179	GOM_NL__2PRFIN20110616_160213_000000423103_00313_48603_5358.N1	16-JUN-2011 16:02:13	Bright	42.000	130	23Bet Dra	2.7990	5800.0	84	48603	No
180	GOM_NL__2PRFIN20110616_161227_000000483103_00313_48603_5359.N1	16-JUN-2011 16:12:27	Bright	47.500	89	5Alp Cep	2.4510	8000.0	95	48603	No
181	GOM_NL__2PRFIN20110616_161859_000000533103_00313_48603_5360.N1	16-JUN-2011 16:18:59	Bright	53.000	74	11Bet Cas	2.2680	6600.0	106	48603	No
182	GOM_NL__2PRFIN20110616_162024_000000453103_00313_48603_5361.N1	16-JUN-2011 16:20:24	Bright	45.000	68	18Alp Cas	2.2250	4500.0	90	48603	No
183	GOM_NL__2PRFIN20110616_162539_000000483103_00313_48603_5362.N1	16-JUN-2011 16:25:39	Bright	47.500	73	57Gam1And	2.2600	13100.	95	48603	No
184	GOM_NL__2PRFIN20110616_162759_000000563103_00313_48603_5363.N1	16-JUN-2011 16:27:59	Twilight	55.500	53	43Bet And	2.0480	3300.0	111	48603	No
185	GOM_NL__2PRFIN20110616_163133_000000483103_00313_48603_5364.N1	16-JUN-2011 16:31:33	Twilight	47.500	50	13Alp Ari	2.0070	4250.0	95	48603	No
186	GOM_NL__2PRFIN20110616_164730_000000583103_00313_48603_5365.N1	16-JUN-2011 16:47:30	Dark	58.000	52	16Bet Cet	2.0370	4500.0	116	48603	No
187	GOM_NL__2PRFIN20110616_165336_000000473103_00313_48603_5366.N1	16-JUN-2011 16:53:36	Dark	46.500	84	Alp Phe	2.3970	4500.0	93	48603	No
188	GOM_NL__2PRFIN20110616_165952_000000623103_00314_48604_5347.N1	16-JUN-2011 16:59:52	Dark	62.000	63	Bet Gru	2.1500	2800.0	124	48604	No
189	GOM_NL__2PRFIN20110616_170155_000000493103_00314_48604_5348.N1	16-JUN-2011 17:01:55	Dark	48.500	31	Alp Gru	1.7340	15200.	97	48604	No
190	GOM_NL__2PRFIN20110616_170356_000000433103_00314_48604_5349.N1	16-JUN-2011 17:03:56	Straylight	43.000	172	Gam Gru	3.0030	13100.	86	48604	No
191	GOM_NL__2PRFIN20110616_170536_000000433103_00314_48604_5350.N1	16-JUN-2011 17:05:36	Straylight	43.000	45	Alp Pav	1.9400	26000.	86	48604	No
192	GOM_NL__2PRFIN20110616_171508_000000473103_00314_48604_5351.N1	16-JUN-2011 17:15:08	Twilight	47.000	38	20Eps Sgr	1.8360	11000.	94	48604	No
193	GOM_NL__2PRFIN20110616_171636_000000513103_00314_48604_5352.N1	16-JUN-2011 17:16:36	Twilight	51.000	116	19Del Sgr	2.7000	4100.0	102	48604	No
194	GOM_NL__2PRFIN20110616_172149_000000403103_00314_48604_5353.N1	16-JUN-2011 17:21:49	Bright	39.500	86	35Eta Oph	2.4300	10200.	79	48604	No
195	GOM_NL__2PRFIN20110616_172814_000000433103_00314_48604_5354.N1	16-JUN-2011 17:28:14	Bright	42.500	126	60Bet Oph	2.7700	4250.0	85	48604	No
196	GOM_NL__2PRFIN20110616_173042_000000433103_00314_48604_5355.N1	16-JUN-2011 17:30:42	Bright	43.000	59	55Alp Oph	2.0800	8900.0	86	48604	No
197	GOM_NL__2PRFIN20110616_173545_000000363103_00314_48604_5356.N1	16-JUN-2011 17:35:45	Bright	35.500	133	40Zet Her	2.8070	6000.0	71	48604	No
198	GOM_NL__2PRFIN20110616_174108_000000303103_00314_48604_5357.N1	16-JUN-2011 17:41:08	Twilight	30.000	5	3Alp Lyr	0.033000	11000.	60	48604	No
199	GOM_NL__2PRFIN20110616_174227_000000583103_00314_48604_5358.N1	16-JUN-2011 17:42:27	Bright	58.000	130	23Bet Dra	2.7990	5800.0	116	48604	No
200	GOM_NL__2PRFIN20110616_175241_000000493103_00314_48604_5359.N1	16-JUN-2011 17:52:41	Bright	49.000	89	5Alp Cep	2.4510	8000.0	98	48604	No
201	GOM_NL__2PRFIN20110616_175913_000000653103_00314_48604_5360.N1	16-JUN-2011 17:59:13	Bright	65.000	74	11Bet Cas	2.2680	6600.0	130	48604	No
202	GOM_NL__2PRFIN20110616_180038_000000643103_00314_48604_5361.N1	16-JUN-2011 18:00:38	Bright	64.000	68	18Alp Cas	2.2250	4500.0	128	48604	No
203	GOM_NL__2PRFIN20110616_180553_000000413103_00314_48604_5362.N1	16-JUN-2011 18:05:53	Bright	41.000	73	57Gam1And	2.2600	13100.	82	48604	No
204	GOM_NL__2PRFIN20110616_180813_000000593103_00314_48604_5363.N1	16-JUN-2011 18:08:13	Twilight	58.500	53	43Bet And	2.0480	3300.0	117	48604	No
205	GOM_NL__2PRFIN20110616_181147_000000523103_00314_48604_5364.N1	16-JUN-2011 18:11:47	Twilight	51.500	50	13Alp Ari	2.0070	4250.0	103	48604	No
206	GOM_NL__2PRFIN20110616_182745_000000593103_00314_48604_5365.N1	16-JUN-2011 18:27:45	Dark	59.000	52	16Bet Cet	2.0370	4500.0	118	48604	No
207	GOM_NL__2PRFIN20110616_183351_000000513103_00314_48604_5366.N1	16-JUN-2011 18:33:51	Dark	50.500	84	Alp Phe	2.3970	4500.0	101	48604	No
208	GOM_NL__2PRFIN20110616_184007_000000613103_00315_48605_5347.N1	16-JUN-2011 18:40:07	Dark	60.500	63	Bet Gru	2.1500	2800.0	121	48605	No
209	GOM_NL__2PRFIN20110616_184210_000000473103_00315_48605_5348.N1	16-JUN-2011 18:42:10	Dark	47.000	31	Alp Gru	1.7340	15200.	94	48605	No
210	GOM_NL__2PRFIN20110616_184412_000000433103_00315_48605_5349.N1	16-JUN-2011 18:44:12	Straylight	43.000	172	Gam Gru	3.0030	13100.	86	48605	No
211	GOM_NL__2PRFIN20110616_184551_000000413103_00315_48605_5350.N1	16-JUN-2011 18:45:51	Straylight	40.500	45	Alp Pav	1.9400	26000.	81	48605	No
212	GOM_NL__2PRFIN20110616_185522_000000493103_00315_48605_5351.N1	16-JUN-2011 18:55:22	Twilight	48.500	38	20Eps Sgr	1.8360	11000.	97	48605	No
213	GOM_NL__2PRFIN20110616_185651_000000523103_00315_48605_5352.N1	16-JUN-2011 18:56:51	Twilight	51.500	116	19Del Sgr	2.7000	4100.0	103	48605	No
214	GOM_NL__2PRFIN20110616_190204_000000403103_00315_48605_5353.N1	16-JUN-2011 19:02:04	Bright	39.500	86	35Eta Oph	2.4300	10200.	79	48605	No
215	GOM_NL__2PRFIN20110616_190827_000000433103_00315_48605_5354.N1	16-JUN-2011 19:08:27	Bright	42.500	126	60Bet Oph	2.7700	4250.0	85	48605	No
216	GOM_NL__2PRFIN20110616_191056_000000443103_00315_48605_5355.N1	16-JUN-2011 19:10:56	Bright	43.500	59	55Alp Oph	2.0800	8900.0	87	48605	No
217	GOM_NL__2PRFIN20110616_191559_000000383103_00315_48605_5356.N1	16-JUN-2011 19:15:59	Bright	38.000	133	40Zet Her	2.8070	6000.0	76	48605	No
218	GOM_NL__2PRFIN20110616_192121_000000303103_00315_48605_5357.N1	16-JUN-2011 19:21:21	Twilight	30.000	5	3Alp Lyr	0.033000	11000.	60	48605	No
219	GOM_NL__2PRFIN20110616_192241_000000433103_00315_48605_5358.N1	16-JUN-2011 19:22:41	Bright	43.000	130	23Bet Dra	2.7990	5800.0	86	48605	No

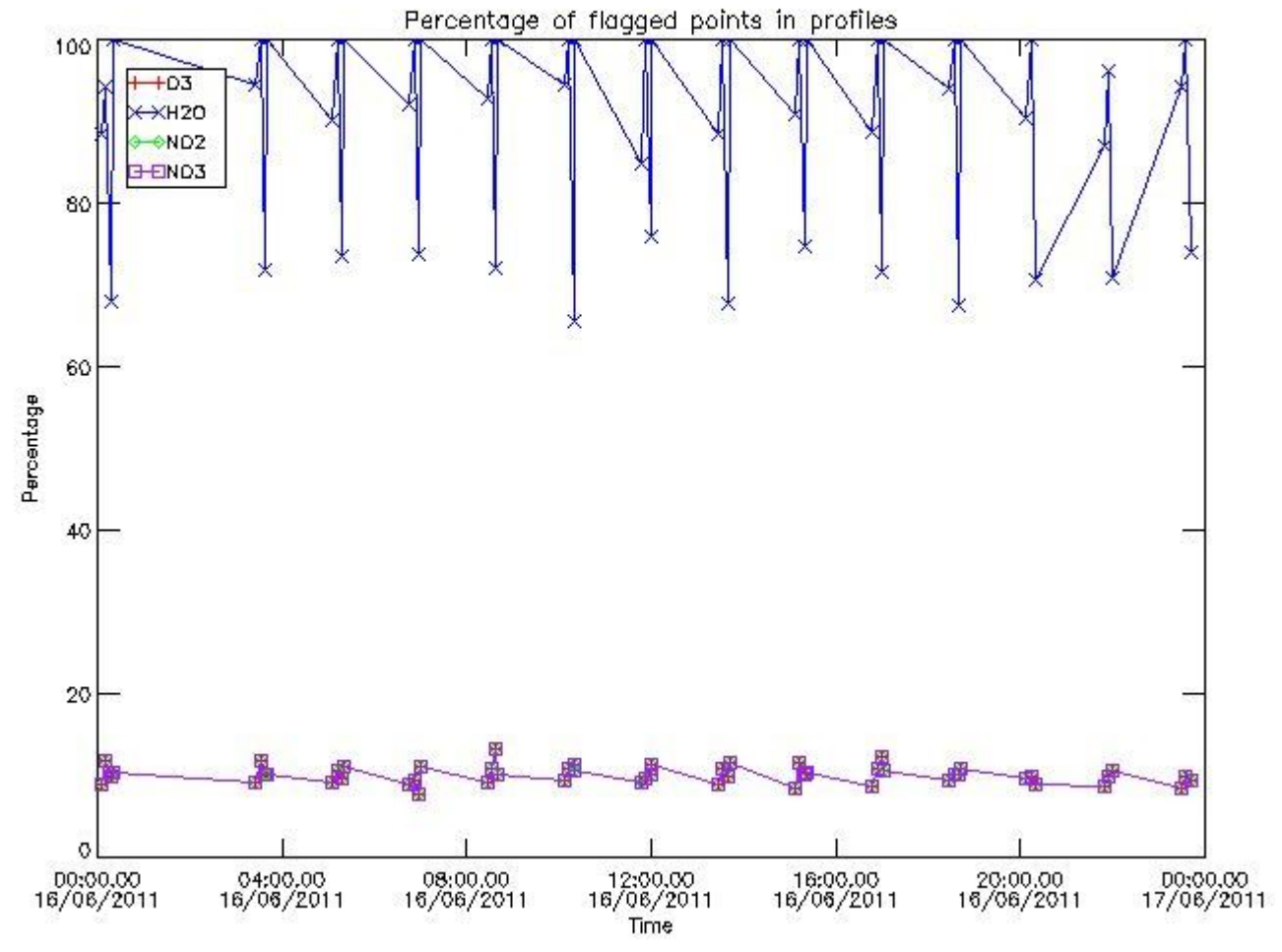
220	GOM_NL__2PRFIN20110616_193254_000000493103_00315_48605_5359.N1	16-JUN-2011 19:32:54	Bright	48.500	89	5Alp Cep	2.4510	8000.0	97	48605	No
221	GOM_NL__2PRFIN20110616_193927_000000453103_00315_48605_5360.N1	16-JUN-2011 19:39:27	Bright	45.000	74	11Bet Cas	2.2680	6600.0	90	48605	No
222	GOM_NL__2PRFIN20110616_194051_000000453103_00315_48605_5361.N1	16-JUN-2011 19:40:51	Bright	44.500	68	18Alp Cas	2.2250	4500.0	89	48605	No
223	GOM_NL__2PRFIN20110616_194607_000000423103_00315_48605_5362.N1	16-JUN-2011 19:46:07	Bright	41.500	73	57Gam1And	2.2600	13100.	83	48605	No
224	GOM_NL__2PRFIN20110616_194827_000000543103_00315_48605_5363.N1	16-JUN-2011 19:48:27	Twilight	54.000	53	43Bet And	2.0480	3300.0	108	48605	No
225	GOM_NL__2PRFIN20110616_195201_000000493103_00315_48605_5364.N1	16-JUN-2011 19:52:01	Twilight	49.000	50	13Alp Ari	2.0070	4250.0	98	48605	No
226	GOM_NL__2PRFIN20110616_200800_000000583103_00315_48605_5365.N1	16-JUN-2011 20:08:00	Dark	58.000	52	16Bet Cet	2.0370	4500.0	116	48605	No
227	GOM_NL__2PRFIN20110616_201406_000000523103_00315_48605_5366.N1	16-JUN-2011 20:14:06	Dark	51.500	84	Alp Phe	2.3970	4500.0	103	48605	No
228	GOM_NL__2PRFIN20110616_202022_000000643103_00316_48606_5347.N1	16-JUN-2011 20:20:22	Dark	63.500	63	Bet Gru	2.1500	2800.0	127	48606	No
229	GOM_NL__2PRFIN20110616_202225_000000483103_00316_48606_5348.N1	16-JUN-2011 20:22:25	Straylight	48.000	31	Alp Gru	1.7340	15200.	96	48606	No
230	GOM_NL__2PRFIN20110616_202427_000000423103_00316_48606_5349.N1	16-JUN-2011 20:24:27	Straylight	42.000	172	Gam Gru	3.0030	13100.	84	48606	No
231	GOM_NL__2PRFIN20110616_202605_000000403103_00316_48606_5350.N1	16-JUN-2011 20:26:05	Straylight	40.000	45	Alp Pav	1.9400	26000.	80	48606	No
232	GOM_NL__2PRFIN20110616_203537_000000493103_00316_48606_5351.N1	16-JUN-2011 20:35:37	Twilight	49.000	38	20Eps Sgr	1.8360	11000.	98	48606	No
233	GOM_NL__2PRFIN20110616_203705_000000503103_00316_48606_5352.N1	16-JUN-2011 20:37:05	Twilight	50.000	116	19Del Sgr	2.7000	4100.0	100	48606	No
234	GOM_NL__2PRFIN20110616_204218_000000403103_00316_48606_5353.N1	16-JUN-2011 20:42:18	Bright	39.500	86	35Eta Oph	2.4300	10200.	79	48606	No
235	GOM_NL__2PRFIN20110616_204841_000000433103_00316_48606_5354.N1	16-JUN-2011 20:48:41	Bright	42.500	126	60Bet Oph	2.7700	4250.0	85	48606	No
236	GOM_NL__2PRFIN20110616_205110_000000433103_00316_48606_5355.N1	16-JUN-2011 20:51:10	Bright	42.500	59	55Alp Oph	2.0800	8900.0	85	48606	No
237	GOM_NL__2PRFIN20110616_205613_000000373103_00316_48606_5356.N1	16-JUN-2011 20:56:13	Bright	36.500	133	40Zet Her	2.8070	6000.0	73	48606	No
238	GOM_NL__2PRFIN20110616_210134_000000353103_00316_48606_5357.N1	16-JUN-2011 21:01:34	Twilight	35.000	5	3Alp Lyr	0.033000	11000.	70	48606	No
239	GOM_NL__2PRFIN20110616_210254_000000413103_00316_48606_5358.N1	16-JUN-2011 21:02:54	Bright	40.500	130	23Bet Dra	2.7990	5800.0	81	48606	No
240	GOM_NL__2PRFIN20110616_211308_000000483103_00316_48606_5359.N1	16-JUN-2011 21:13:08	Bright	47.500	89	5Alp Cep	2.4510	8000.0	95	48606	No
241	GOM_NL__2PRFIN20110616_211940_000000443103_00316_48606_5360.N1	16-JUN-2011 21:19:40	Bright	44.000	74	11Bet Cas	2.2680	6600.0	88	48606	No
242	GOM_NL__2PRFIN20110616_212105_000000443103_00316_48606_5361.N1	16-JUN-2011 21:21:05	Bright	43.500	68	18Alp Cas	2.2250	4500.0	87	48606	No
243	GOM_NL__2PRFIN20110616_212621_000000403103_00316_48606_5362.N1	16-JUN-2011 21:26:21	Bright	40.000	73	57Gam1And	2.2600	13100.	80	48606	No
244	GOM_NL__2PRFIN20110616_212841_000000603103_00316_48606_5363.N1	16-JUN-2011 21:28:41	Twilight	59.500	53	43Bet And	2.0480	3300.0	119	48606	No
245	GOM_NL__2PRFIN20110616_213215_000000493103_00316_48606_5364.N1	16-JUN-2011 21:32:15	Twilight	48.500	50	13Alp Ari	2.0070	4250.0	97	48606	No
246	GOM_NL__2PRFIN20110616_214815_000000583103_00316_48606_5365.N1	16-JUN-2011 21:48:15	Dark	58.000	52	16Bet Cet	2.0370	4500.0	116	48606	No
247	GOM_NL__2PRFIN20110616_215421_000000523103_00316_48606_5366.N1	16-JUN-2011 21:54:21	Dark	51.500	84	Alp Phe	2.3970	4500.0	103	48606	No
248	GOM_NL__2PRFIN20110616_220037_000000493103_00317_48607_5347.N1	16-JUN-2011 22:00:37	Dark	48.500	63	Bet Gru	2.1500	2800.0	97	48607	No
249	GOM_NL__2PRFIN20110616_220240_000000503103_00317_48607_5348.N1	16-JUN-2011 22:02:40	Straylight	50.000	31	Alp Gru	1.7340	15200.	100	48607	No
250	GOM_NL__2PRFIN20110616_220442_000000423103_00317_48607_5349.N1	16-JUN-2011 22:04:42	Straylight	42.000	172	Gam Gru	3.0030	13100.	84	48607	No
251	GOM_NL__2PRFIN20110616_220620_000000413103_00317_48607_5350.N1	16-JUN-2011 22:06:20	Straylight	41.000	45	Alp Pav	1.9400	26000.	82	48607	No
252	GOM_NL__2PRFIN20110616_221551_000000463103_00317_48607_5351.N1	16-JUN-2011 22:15:51	Twilight	45.500	38	20Eps Sgr	1.8360	11000.	91	48607	No
253	GOM_NL__2PRFIN20110616_221719_000000493103_00317_48607_5352.N1	16-JUN-2011 22:17:19	Twilight	48.500	116	19Del Sgr	2.7000	4100.0	97	48607	No
254	GOM_NL__2PRFIN20110616_222232_000000403103_00317_48607_5353.N1	16-JUN-2011 22:22:32	Bright	40.000	86	35Eta Oph	2.4300	10200.	80	48607	No
255	GOM_NL__2PRFIN20110616_222855_000000433103_00317_48607_5354.N1	16-JUN-2011 22:28:55	Bright	42.500	126	60Bet Oph	2.7700	4250.0	85	48607	No
256	GOM_NL__2PRFIN20110616_223123_000000443103_00317_48607_5355.N1	16-JUN-2011 22:31:23	Bright	44.000	59	55Alp Oph	2.0800	8900.0	88	48607	No
257	GOM_NL__2PRFIN20110616_223627_000000373103_00317_48607_5356.N1	16-JUN-2011 22:36:27	Bright	36.500	133	40Zet Her	2.8070	6000.0	73	48607	No
258	GOM_NL__2PRFIN20110616_224147_000000353103_00317_48607_5357.N1	16-JUN-2011 22:41:47	Twilight	35.000	5	3Alp Lyr	0.033000	11000.	70	48607	No
259	GOM_NL__2PRFIN20110616_224308_000000403103_00317_48607_5358.N1	16-JUN-2011 22:43:08	Bright	40.000	130	23Bet Dra	2.7990	5800.0	80	48607	No
260	GOM_NL__2PRFIN20110616_225321_000000473103_00317_48607_5359.N1	16-JUN-2011 22:53:21	Bright	46.500	89	5Alp Cep	2.4510	8000.0	93	48607	No
261	GOM_NL__2PRFIN20110616_225954_000000653103_00317_48607_5360.N1	16-JUN-2011 22:59:54	Bright	65.000	74	11Bet Cas	2.2680	6600.0	130	48607	No
262	GOM_NL__2PRFIN20110616_230119_000000443103_00317_48607_5361.N1	16-JUN-2011 23:01:19	Bright	44.000	68	18Alp Cas	2.2250	4500.0	88	48607	No
263	GOM_NL__2PRFIN20110616_230635_000000423103_00317_48607_5362.N1	16-JUN-2011 23:06:35	Bright	41.500	73	57Gam1And	2.2600	13100.	83	48607	No
264	GOM_NL__2PRFIN20110616_230855_000000583103_00317_48607_5363.N1	16-JUN-2011 23:08:55	Twilight	57.500	53	43Bet And	2.0480	3300.0	115	48607	No
265	GOM_NL__2PRFIN20110616_231230_000000473103_00317_48607_5364.N1	16-JUN-2011 23:12:30	Twilight	46.500	50	13Alp Ari	2.0070	4250.0	93	48607	No
266	GOM_NL__2PRFIN20110616_232830_000000613103_00317_48607_5365.N1	16-JUN-2011 23:28:30	Dark	60.500	52	16Bet Cet	2.0370	4500.0	121	48607	No
267	GOM_NL__2PRFIN20110616_233436_000000513103_00317_48607_5366.N1	16-JUN-2011 23:34:36	Dark	51.000	84	Alp Phe	2.3970	4500.0	102	48607	No
268	GOM_NL__2PRFIN20110616_234052_000000603103_00318_48608_5347.N1	16-JUN-2011 23:40:52	Dark	60.000	63	Bet Gru	2.1500	2800.0	120	48608	No
269	GOM_NL__2PRFIN20110616_234255_000000483103_00318_48608_5348.N1	16-JUN-2011 23:42:55	Straylight	48.000	31	Alp Gru	1.7340	15200.	96	48608	No
270	GOM_NL__2PRFIN20110616_234457_000000423103_00318_48608_5349.N1	16-JUN-2011 23:44:57	Straylight	42.000	172	Gam Gru	3.0030	13100.	84	48608	No
271	GOM_NL__2PRFIN20110616_234634_000000423103_00318_48608_5350.N1	16-JUN-2011 23:46:34	Straylight	41.500	45	Alp Pav	1.9400	26000.	83	48608	No
272	GOM_NL__2PRFIN20110616_235605_000000503103_00318_48608_5351.N1	16-JUN-2011 23:56:05	Twilight	49.500	38	20Eps Sgr	1.8360	11000.	99	48608	No
273	GOM_NL__2PRFIN20110616_235734_000000543103_00318_48608_5352.N1	16-JUN-2011 23:57:34	Twilight	53.500	116	19Del Sgr	2.7000	4100.0	107	48608	No

3. Quality information per product

In this section it is plotted some information contained in the Quality Summary data set of

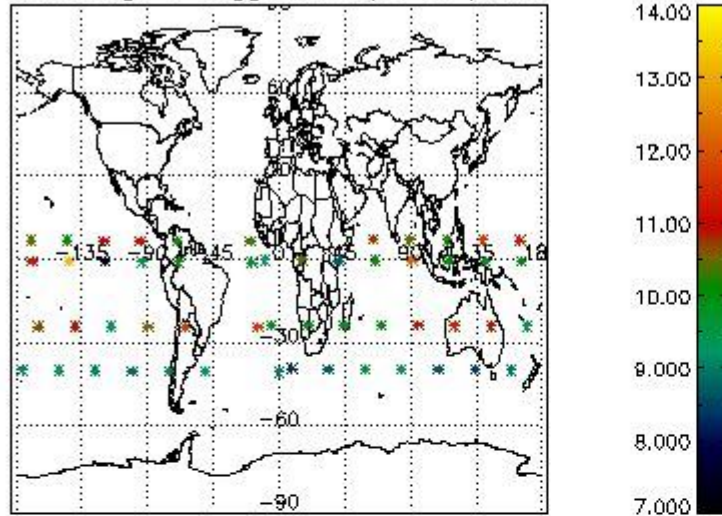
the level 2 products. Only products in dark limb conditions and without errors (error flag in the MPH set to "0") are used.

3.1 Plot quality information per product (time dependant)

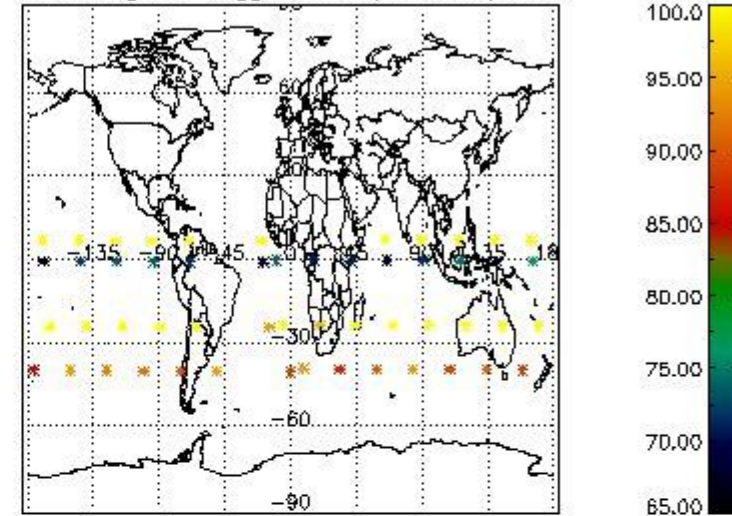


3.2 Plot quality information per product (world map)

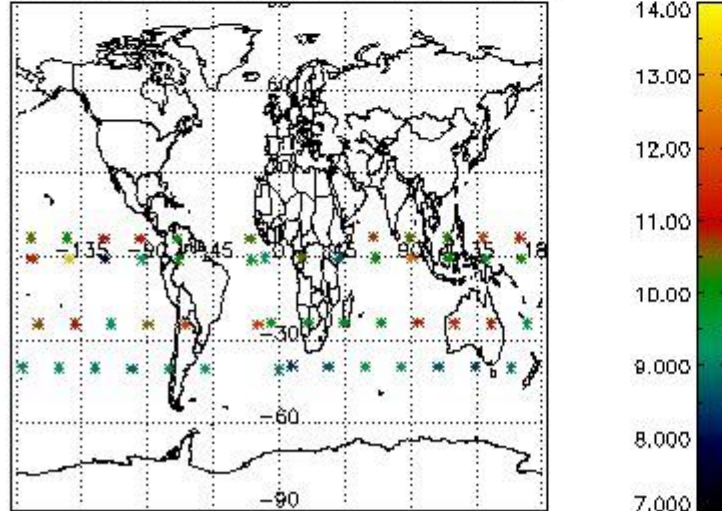
Percentage of flagged data per O3 profile



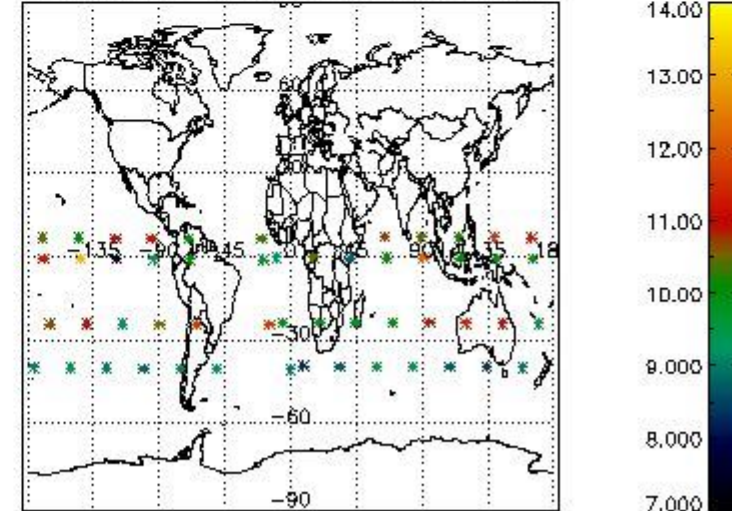
Percentage of flagged data per H2O profile



Percentage of flagged data per NO2 profile



Percentage of flagged data per NO3 profile

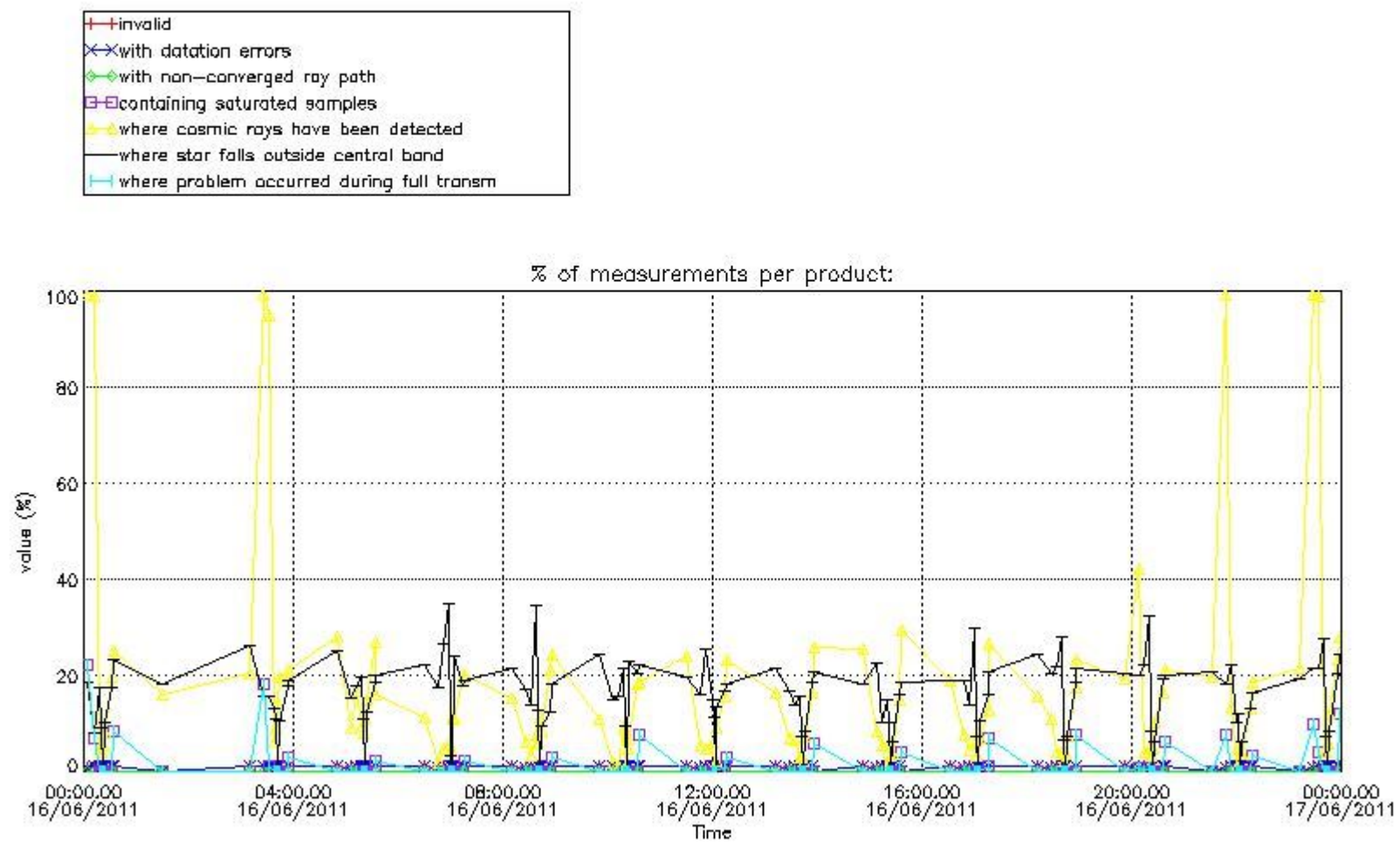


4. Level 1 quality information per product

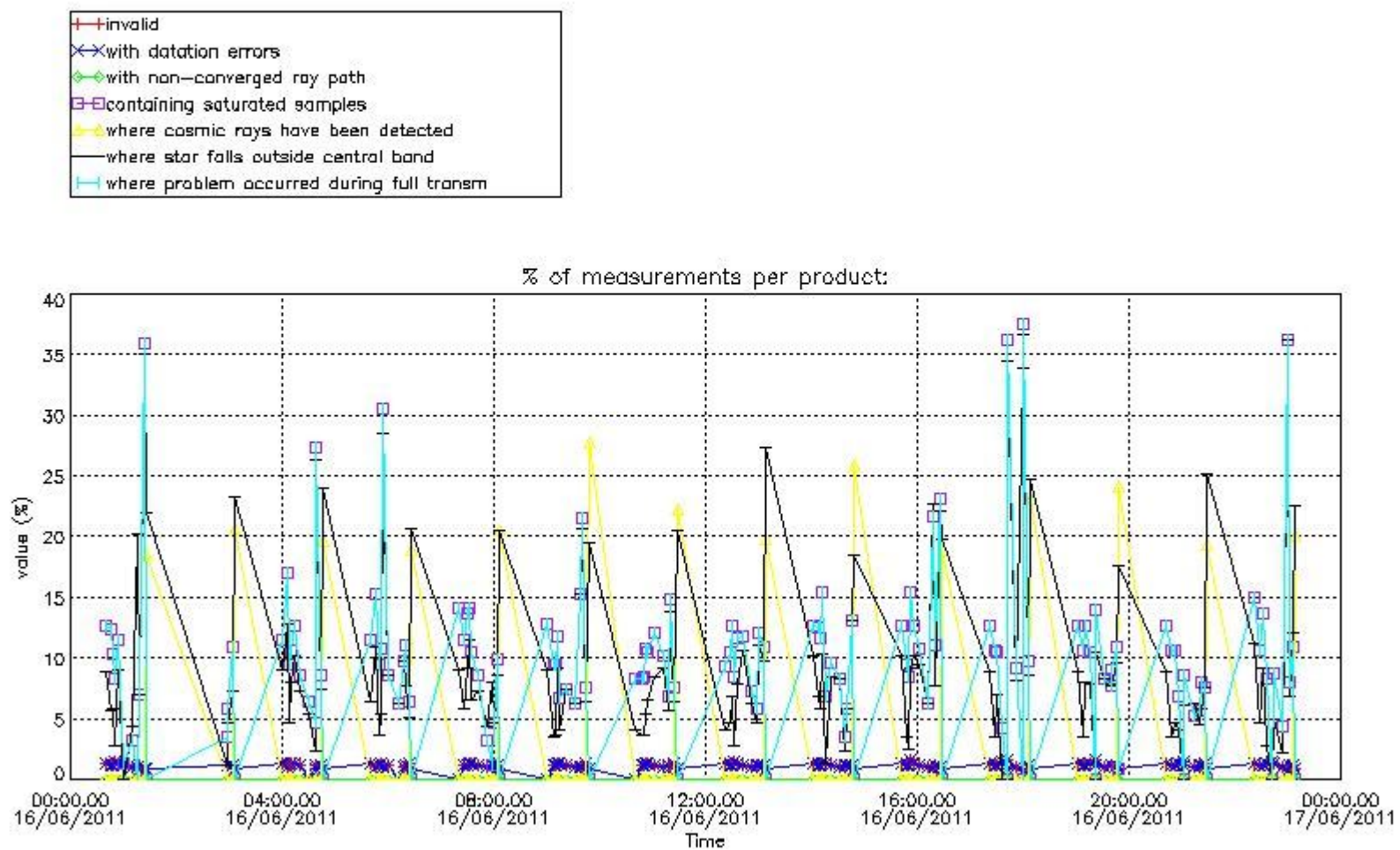
In this section it is plotted some information contained in the Quality Summary data set of the level 2 products that comes from the level 1b processing. Products without errors (error flag in the MPH set to "0") are used.

4.1 Plot quality information per product (time dependant) coming from level 1b processing

4.1.1 Plot level 1 quality information per product (time dependant): ENVISAT ASCENDING passes

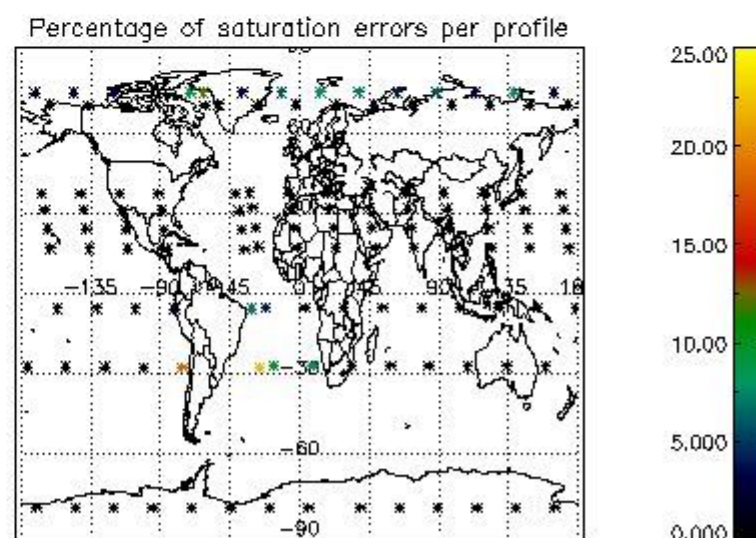
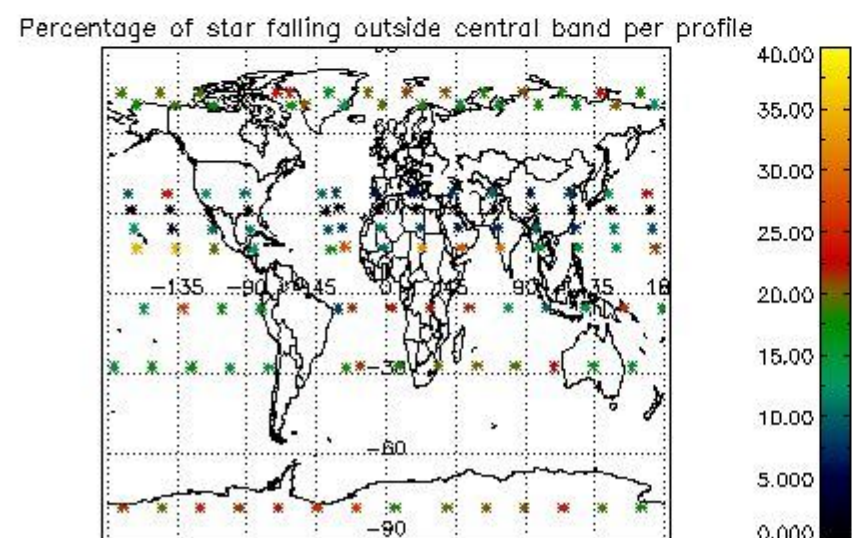
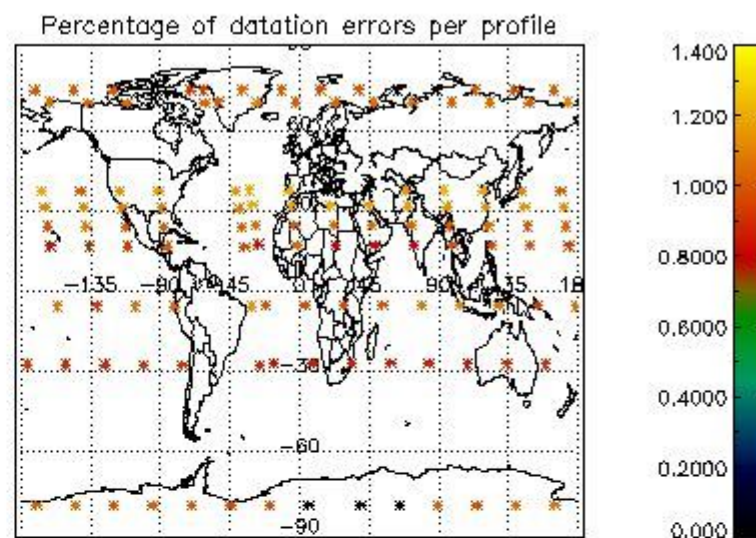
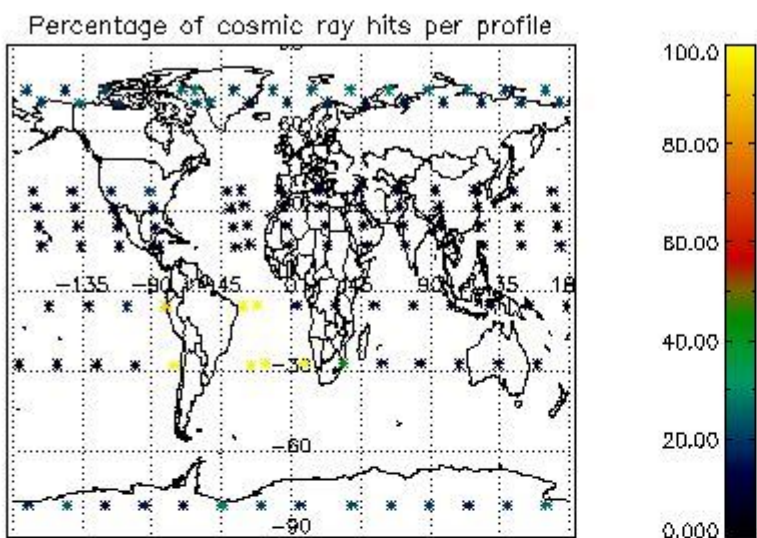


4.1.2 Plot level 1 quality information per product (time dependant): ENVISAT DESCENDING passes

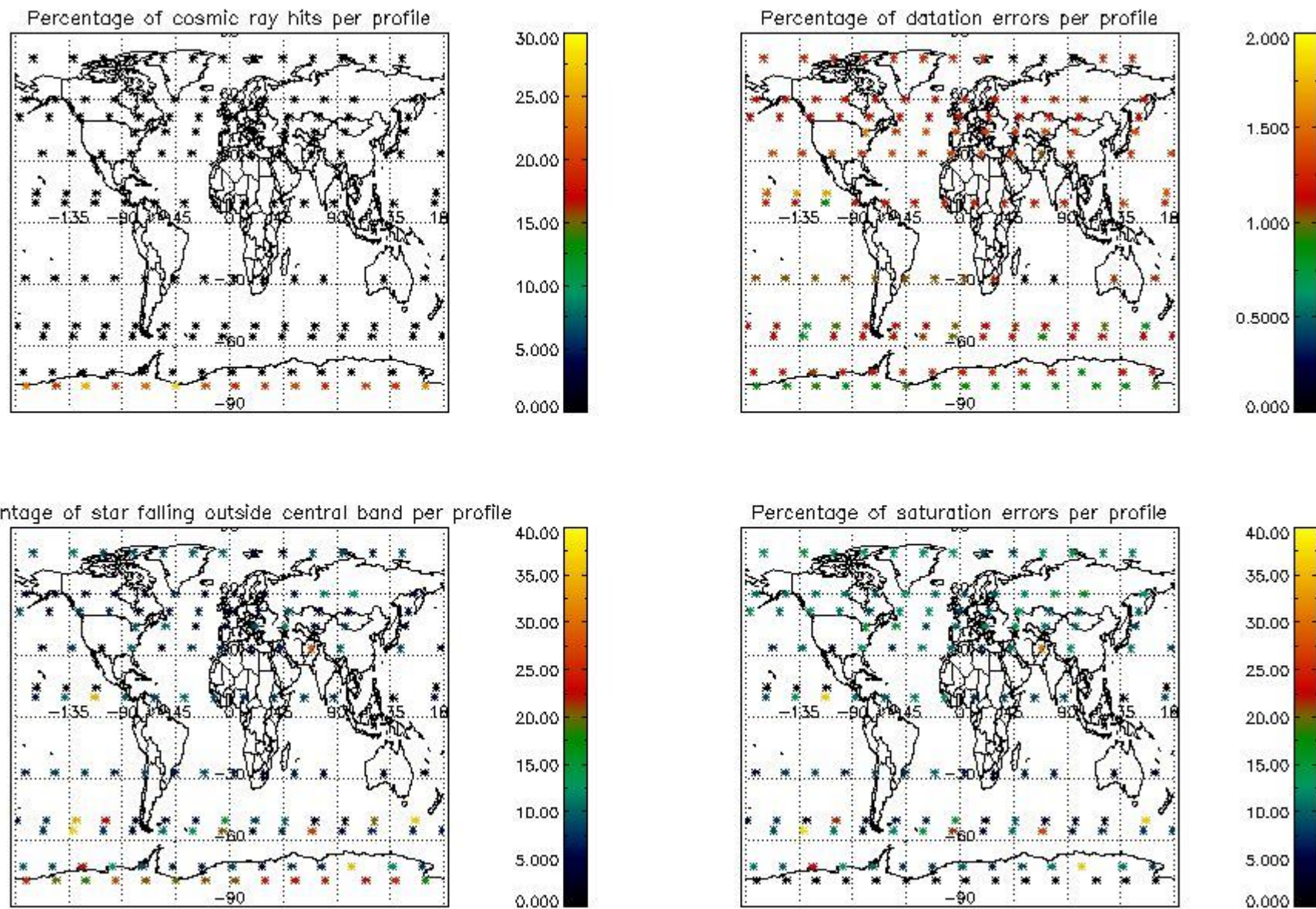


4.2 Plot quality information per product coming from level 1b processing (world map)

4.2.1 Plot level 1 quality information per product (world map): ENVISAT ASCENDING passes



4.2.2 Plot level 1 quality information per product (world map): ENVISAT DESCENDING passes



5. Trace gas profiles

5.1 Ozone statistics based on quality of products

The final quality of the products can be "measured" using the STD (Standard Deviation) attached to every point profile. This information is written to the parameter GOM_NL__2P/NL_LOCAL_SPECIES_DENSITY/o3_std of the level 2 products. The table below shows the statistics for given STD ranges.

The statistics are given with respect to the overall valid production:

- Products without fatal errors: GOM_NL__2P/MPH/PRODUCT_ERR=0
- Valid point profile: GOM_NL__2P/NL_LOCAL_SPECIES_DENSITY/pcd(0)=0

The 'Criteria' is applied to valid points of dark limb products:

- Products in dark limb illumination condition: GOM_NL__2P/NL_SUMMARY_QUALITY/obs_ill_cond=0
- Products without fatal errors: GOM_NL__2P/MPH/PRODUCT_ERR=0
- Valid point profile: GOM_NL__2P/NL_LOCAL_SPECIES_DENSITY/pcd(0)=0

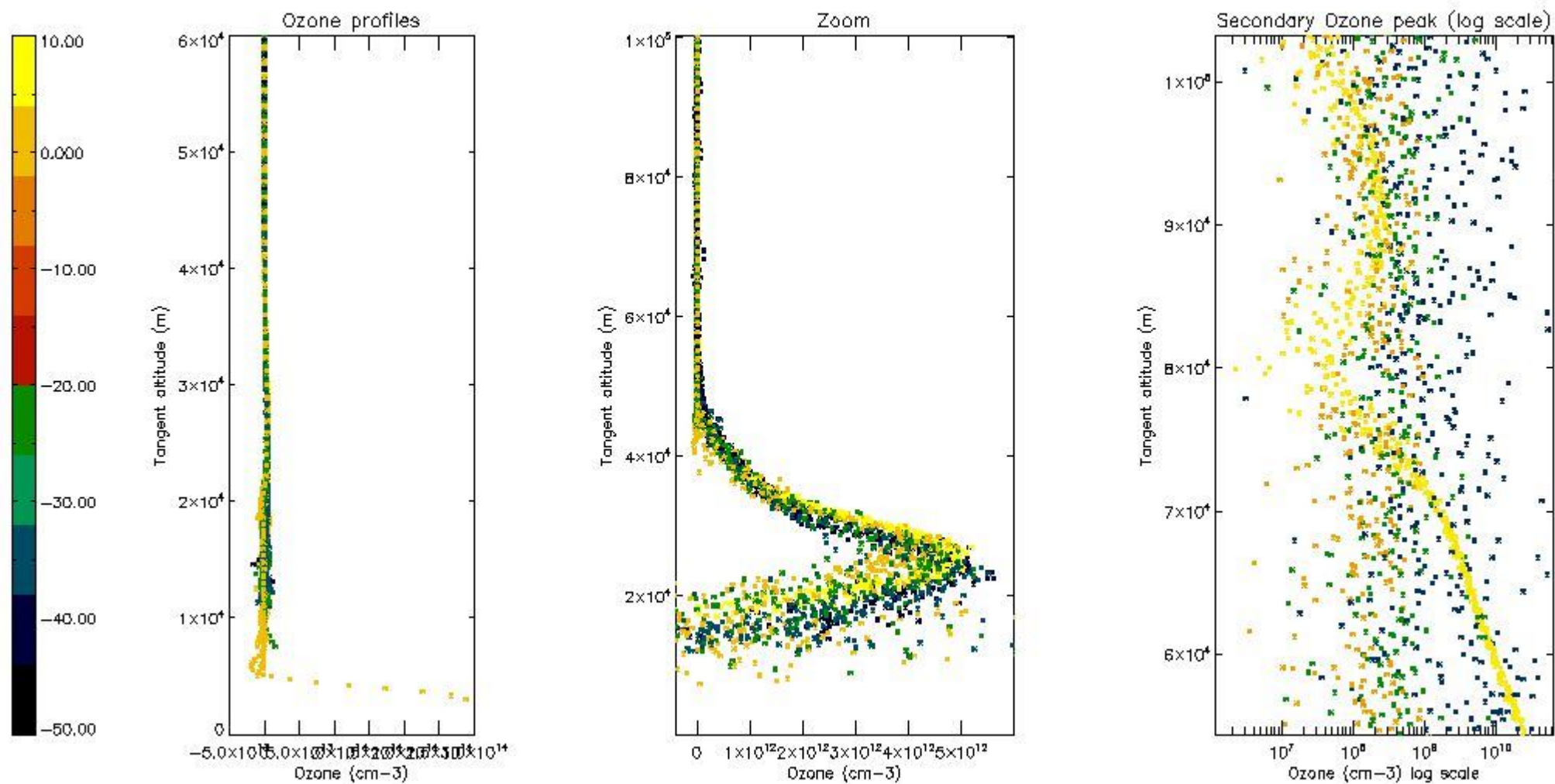
So, the table below shows the percentage of dark limb and valid observations for each criteria with respect to the overall valid daily observations.

Criteria	% of total production
All STD	23
STD < 20	8

STD < 10	5
STD < 5	2

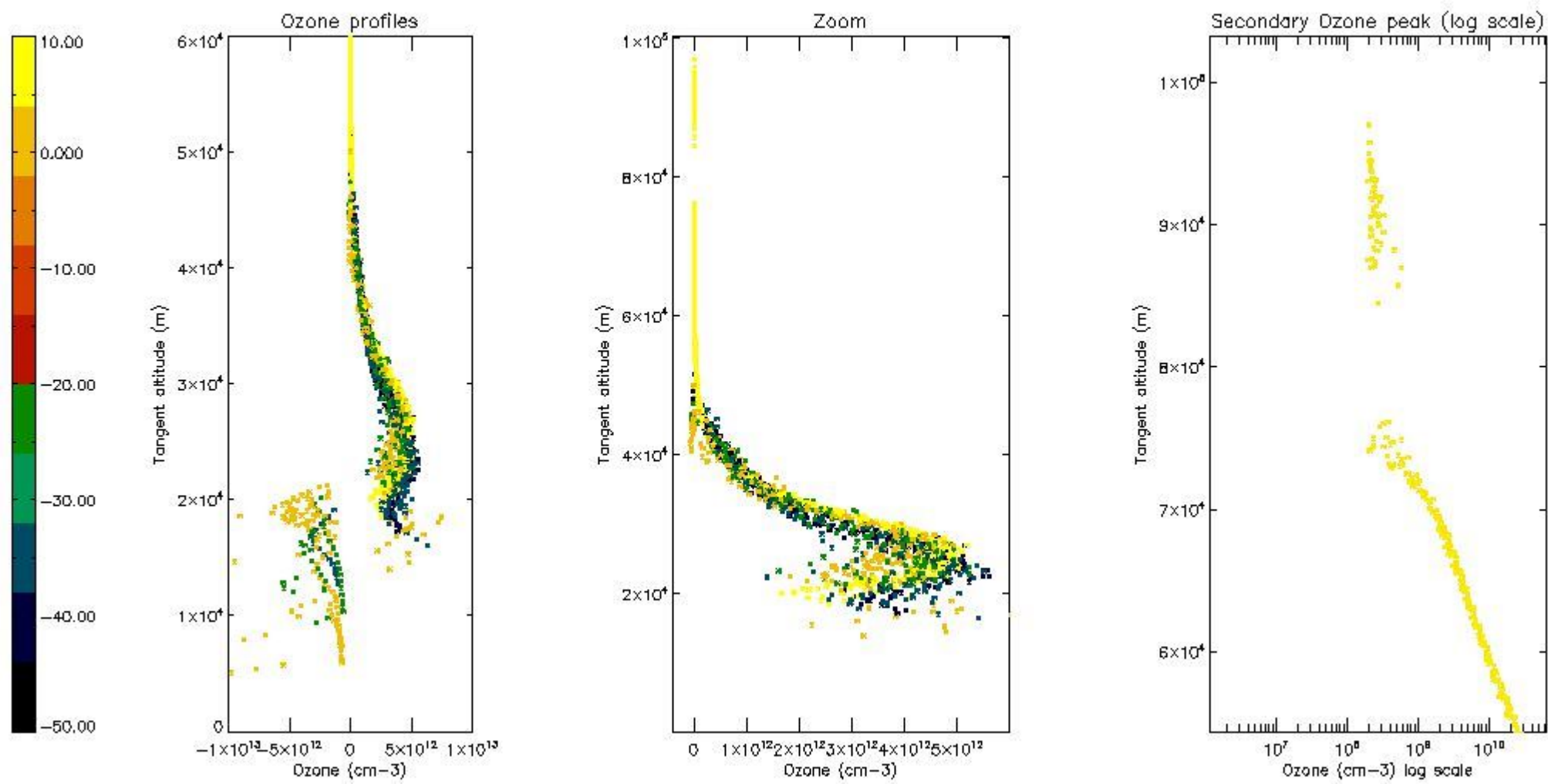
5.2 Plot ozone profiles for all STD (dark without errors)

The colorbar represents the latitude.



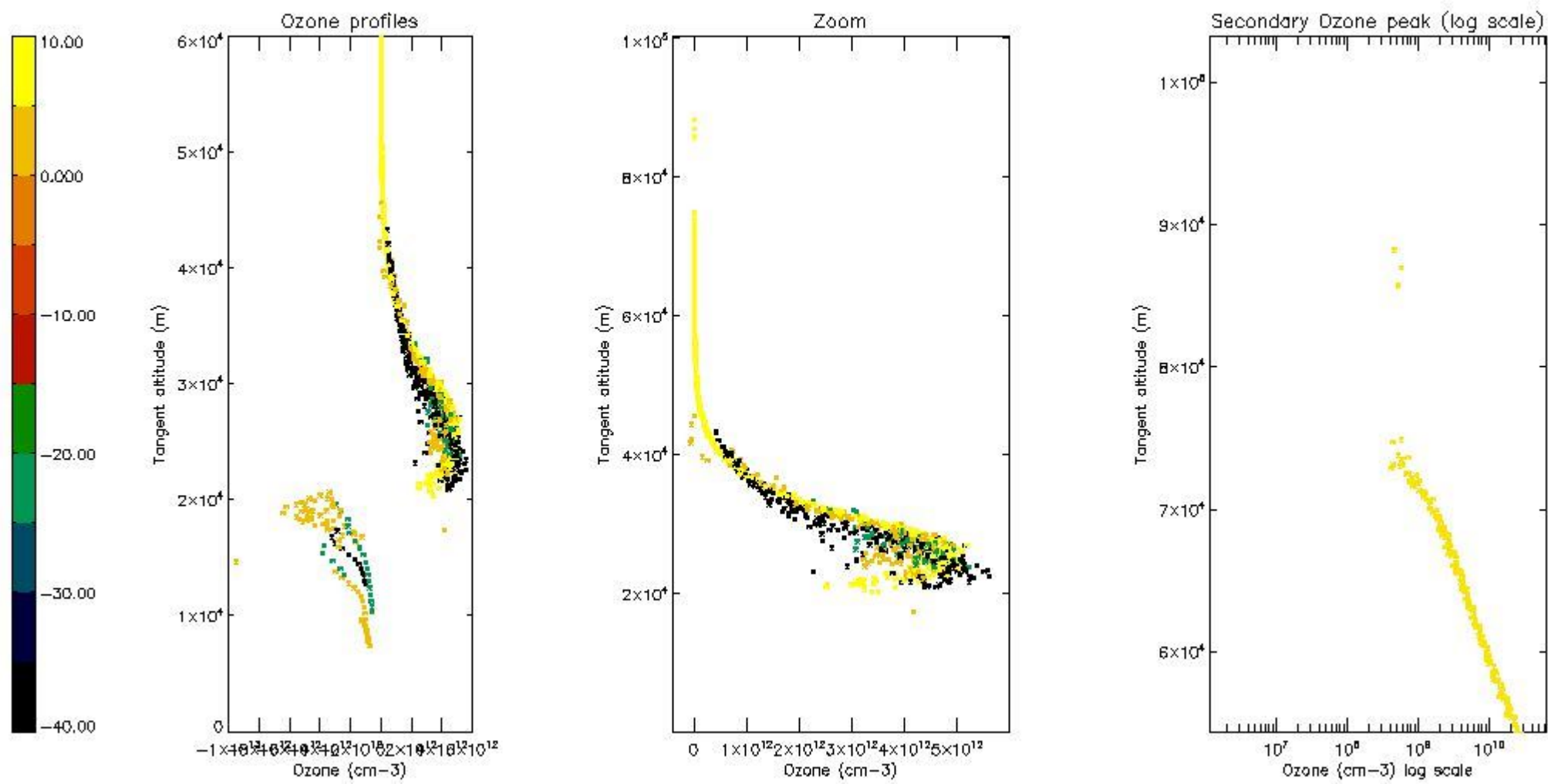
5.3 Plot ozone profiles where STD < 20% (dark without errors)

The colorbar represents the latitude.



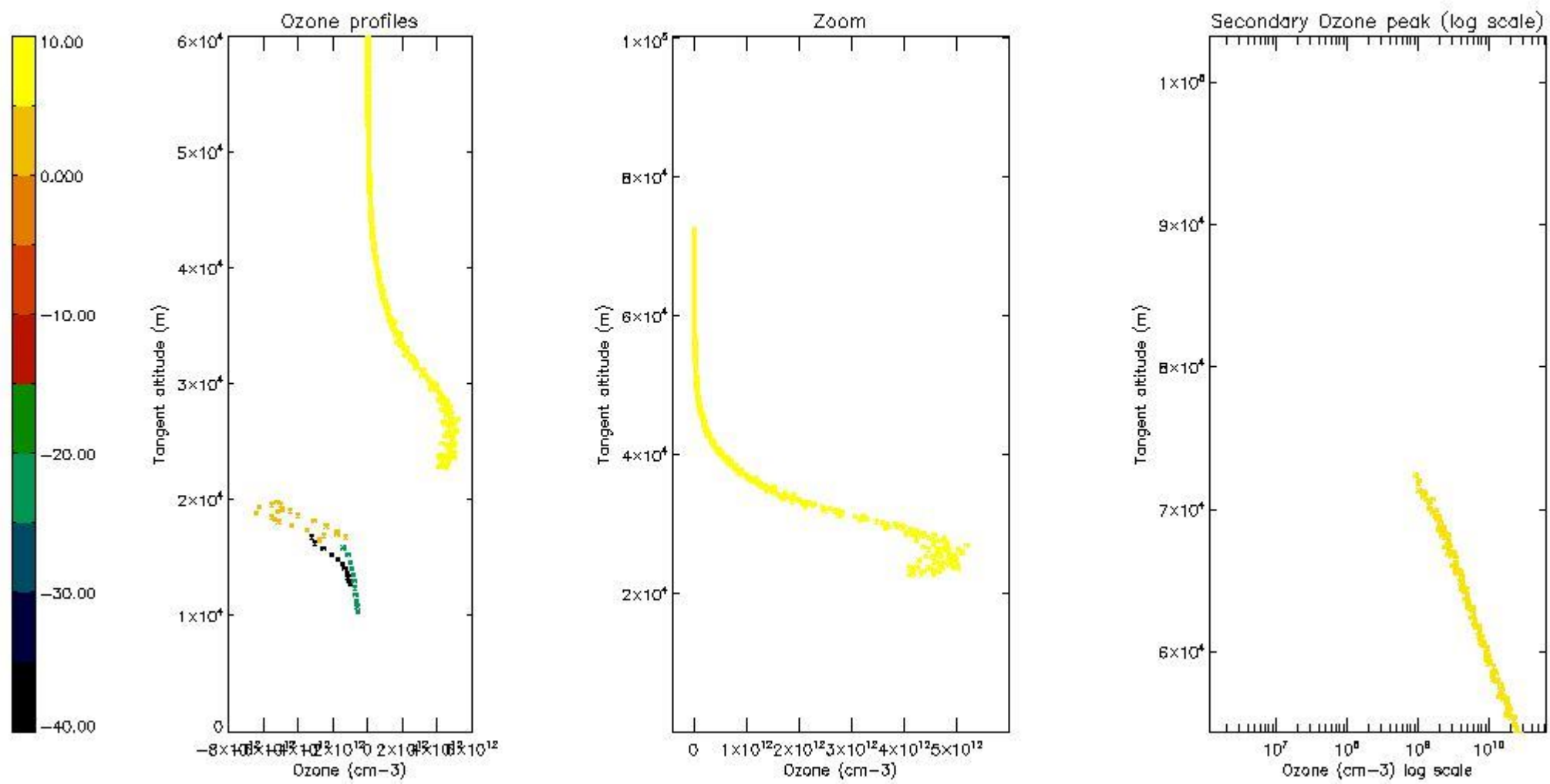
5.4 Plot ozone profiles where STD < 10% (dark without errors)

The colorbar represents the latitude.



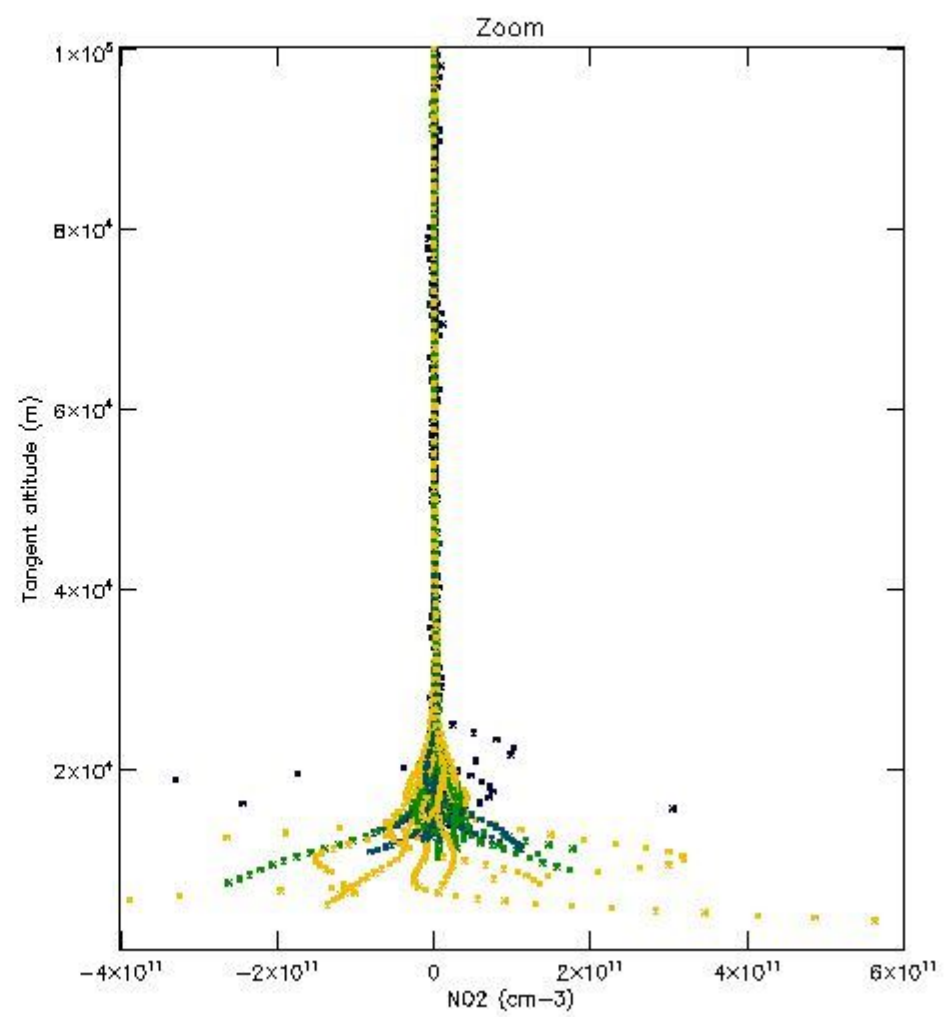
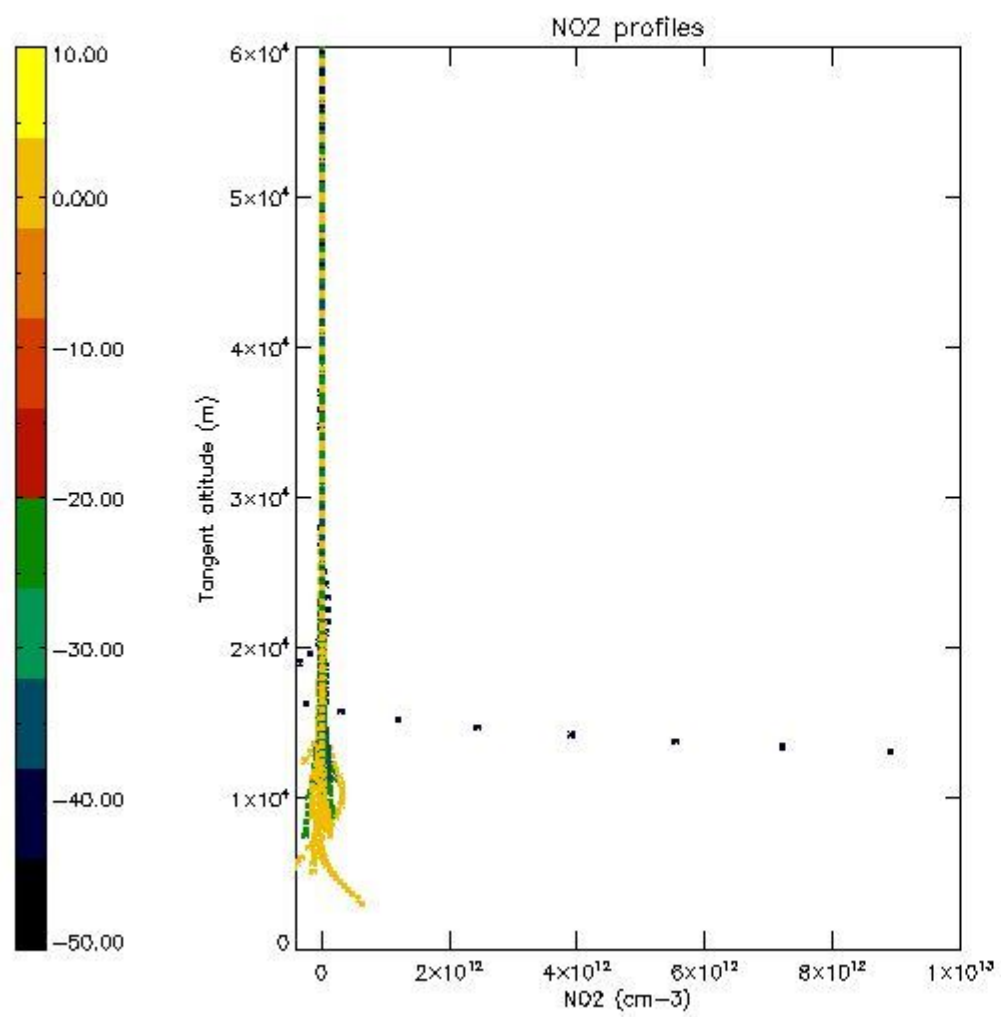
5.5 Plot ozone profiles where STD < 5% (dark without errors)

The colorbar represents the latitude.



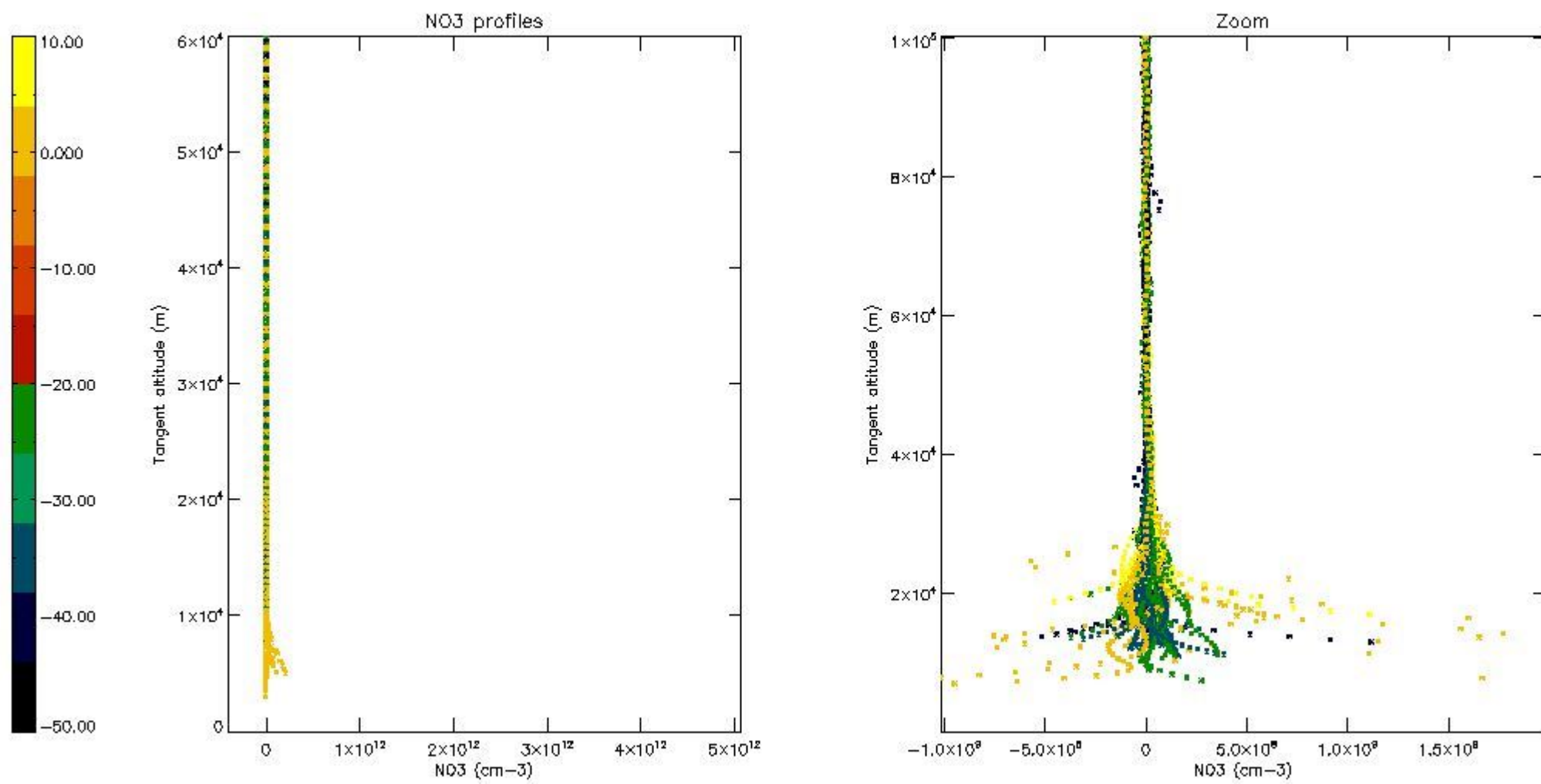
5.6 Plot NO₂ profiles for all STD (dark without errors)

The colorbar represents the latitude.



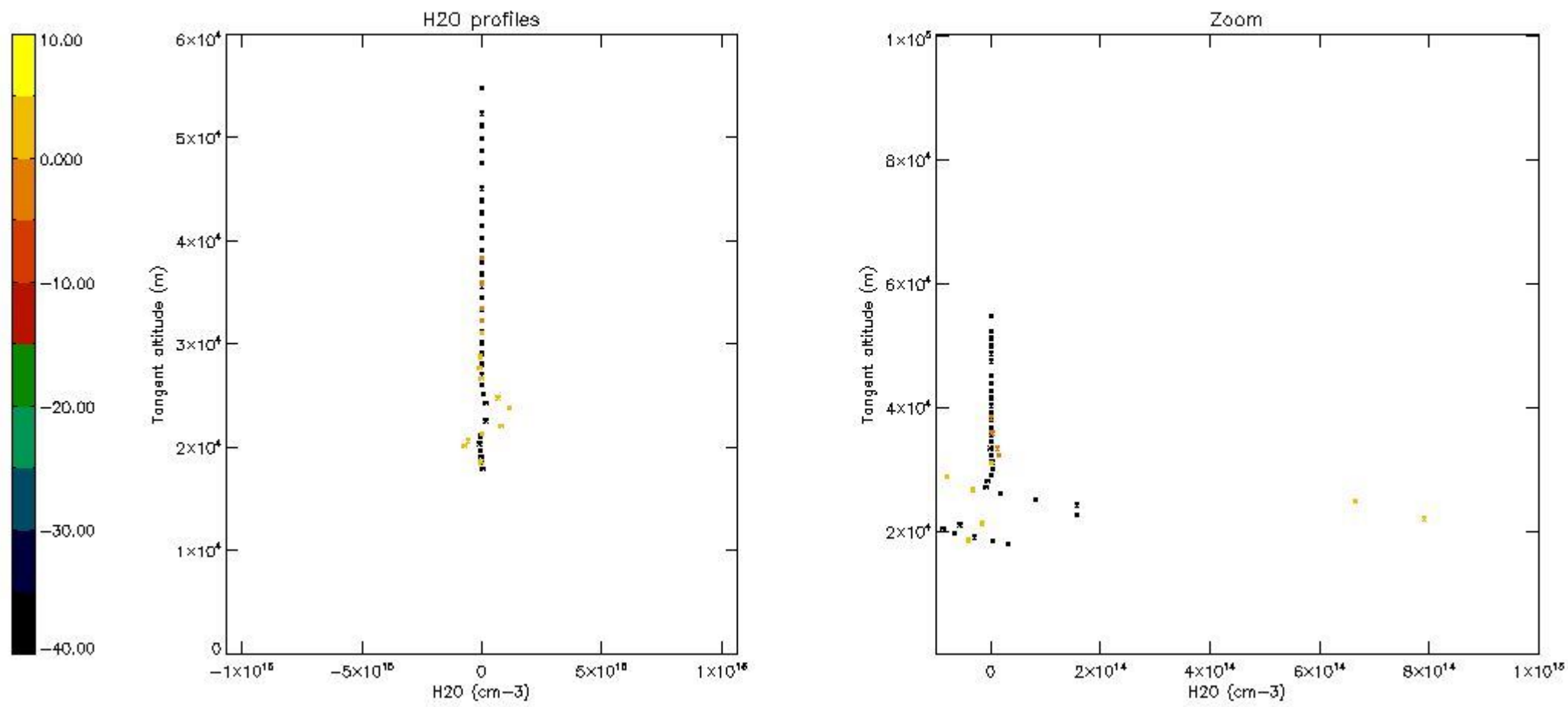
5.7 Plot NO3 profiles for all STD (dark without errors)

The colorbar represents the latitude.



5.8 Plot H₂O profiles for all STD (only for occultations of stars 1,2,3,4,13,14,16,26,63 dark without errors)

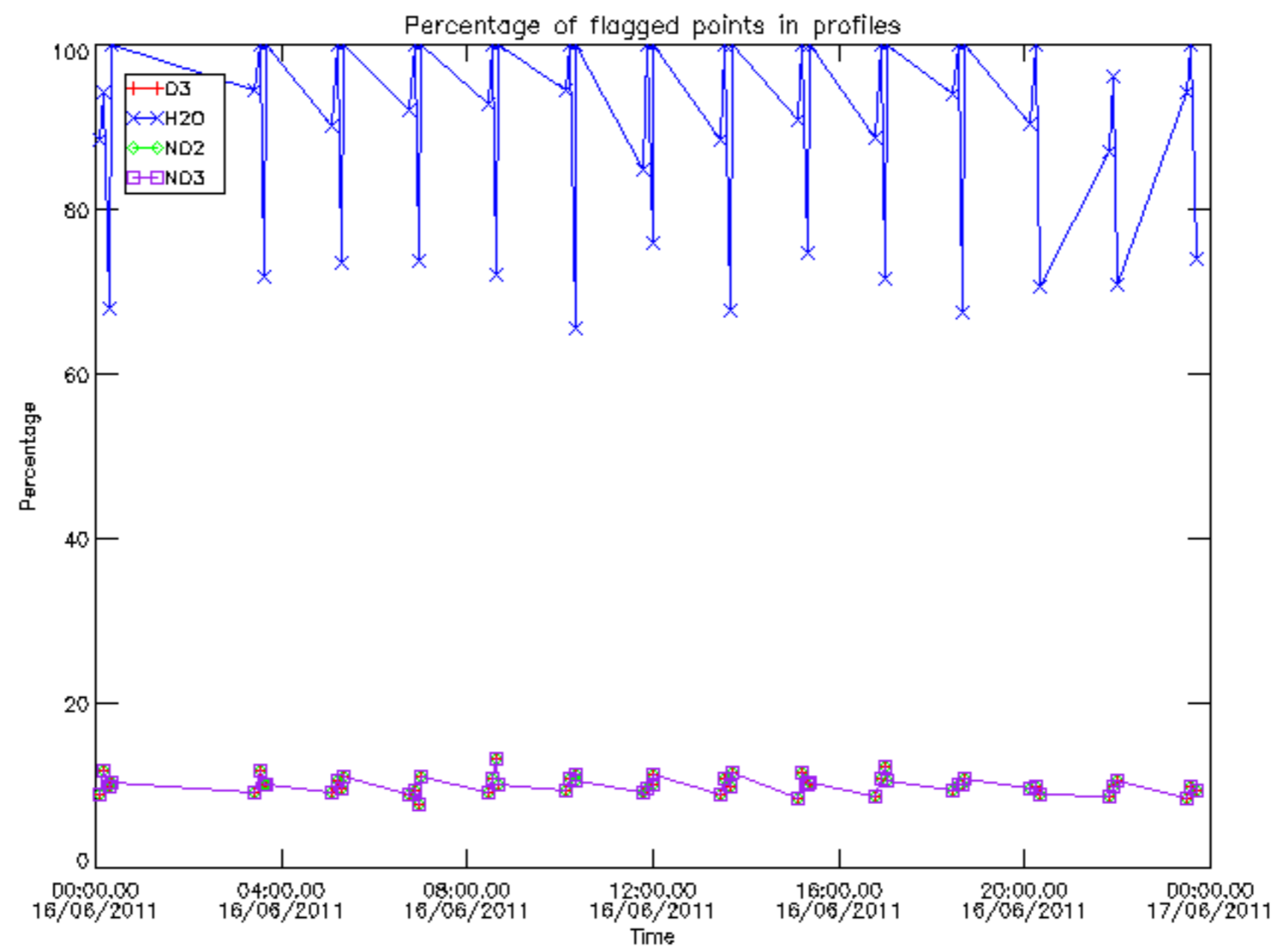
The colorbar represents the latitude.



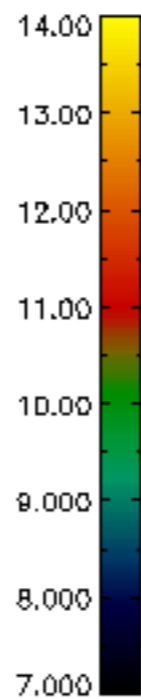
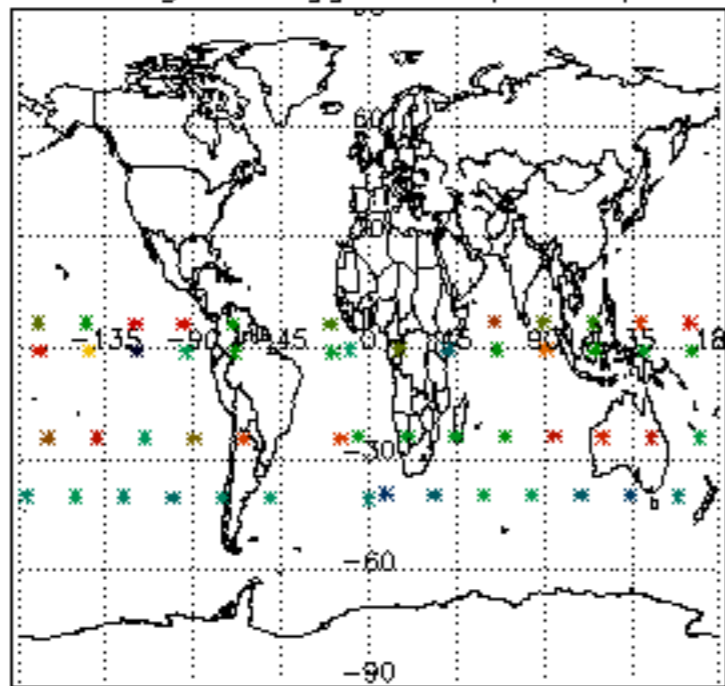
6. Auxiliary Data Files used for the production reported in section 2

The number reported in the third column indicates since which file (see list in section 2) the corresponding auxiliary file has been used. The fourth column is the date of those product files.

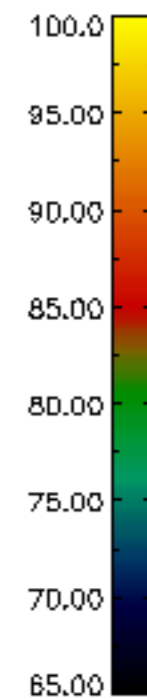
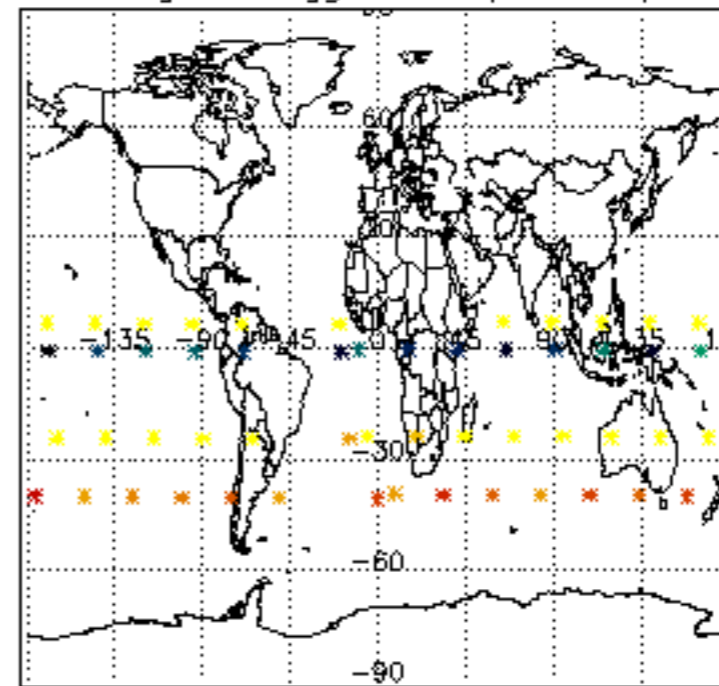
Type	Auxiliary Filename	Used since product	Used since product date
INST_PHYS_CHARACTERISTICS	GOM_INS_AXVIEC20091111_143220_20030716_120000_20500101_000000	1	16-JUN-2011 00:04:59
LEVEL-2_PROC_CONFIG	GOM_PR2_AXVIEC20091111_152718_20020301_000000_20500101_000000	1	16-JUN-2011 00:04:59
CROSS_SECTIONS_FILE	GOM_CRS_AXVIEC20091111_154832_20020301_000000_20500101_000000	1	16-JUN-2011 00:04:59



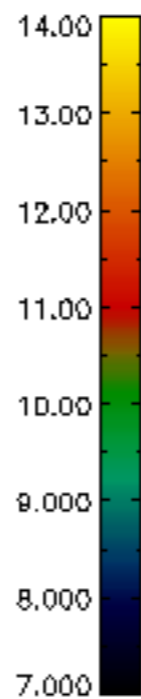
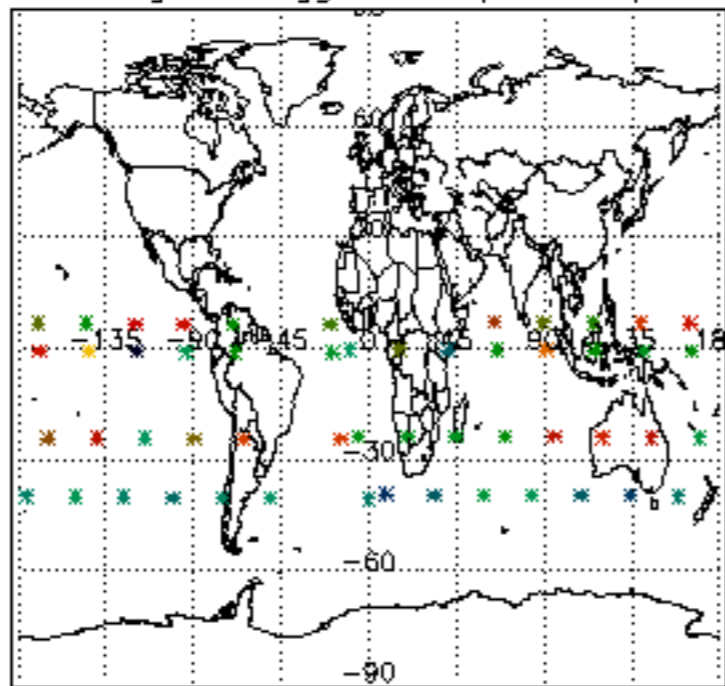
Percentage of flagged data per D3 profile



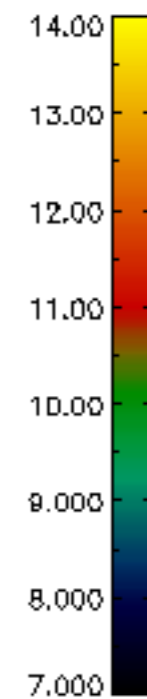
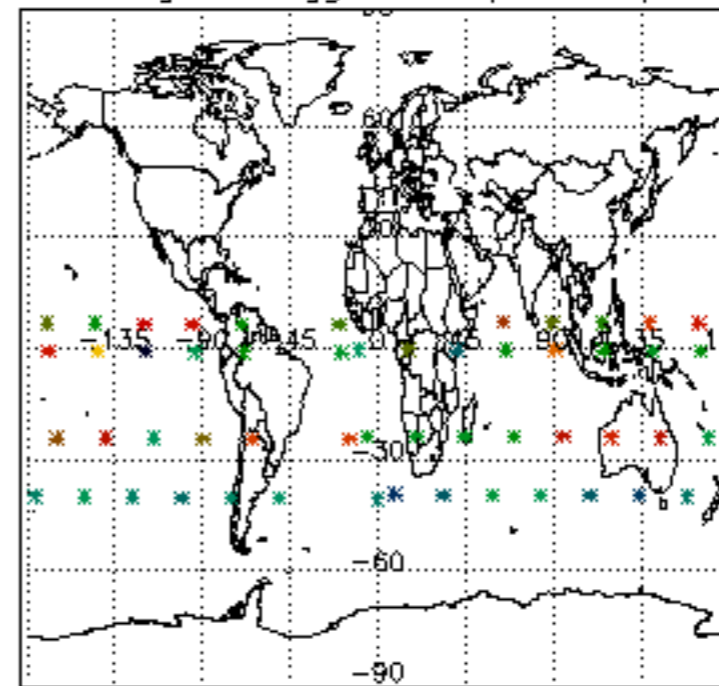
Percentage of flagged data per H2O profile

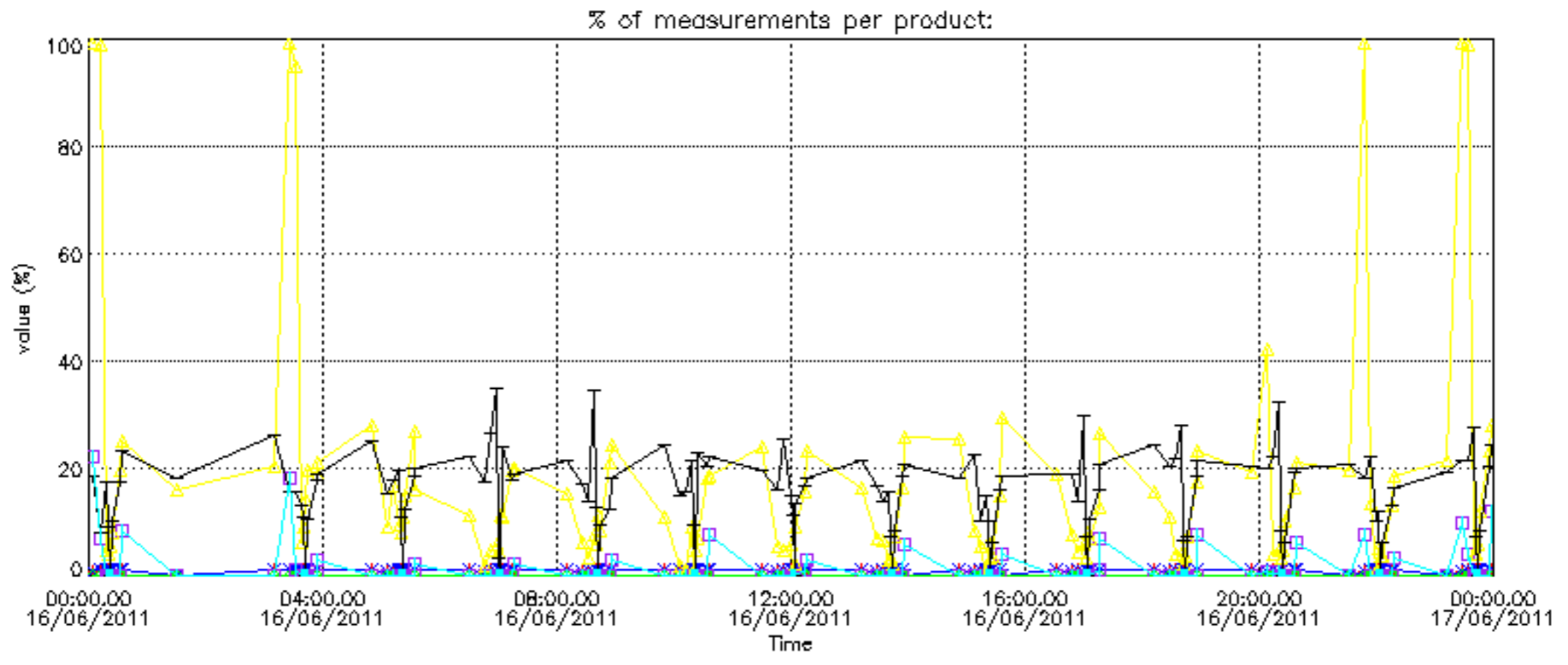


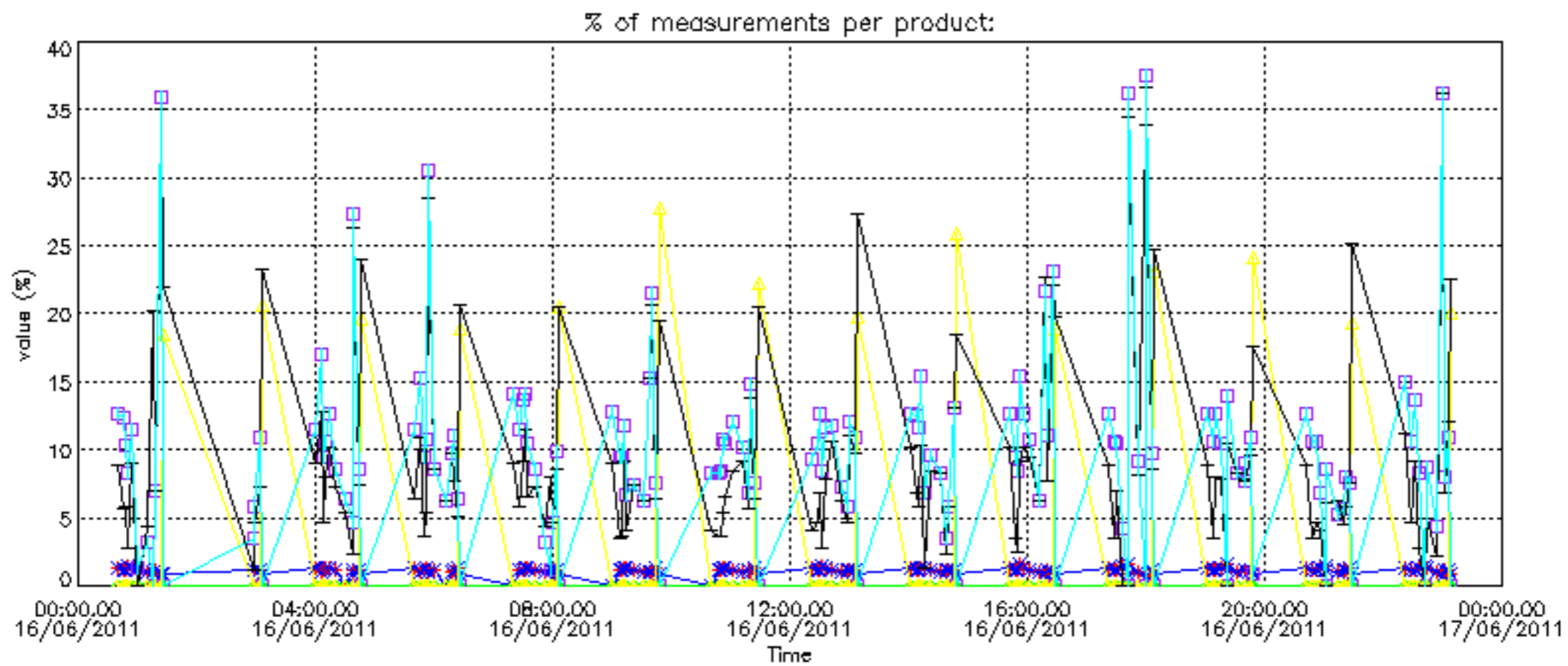
Percentage of flagged data per NO2 profile



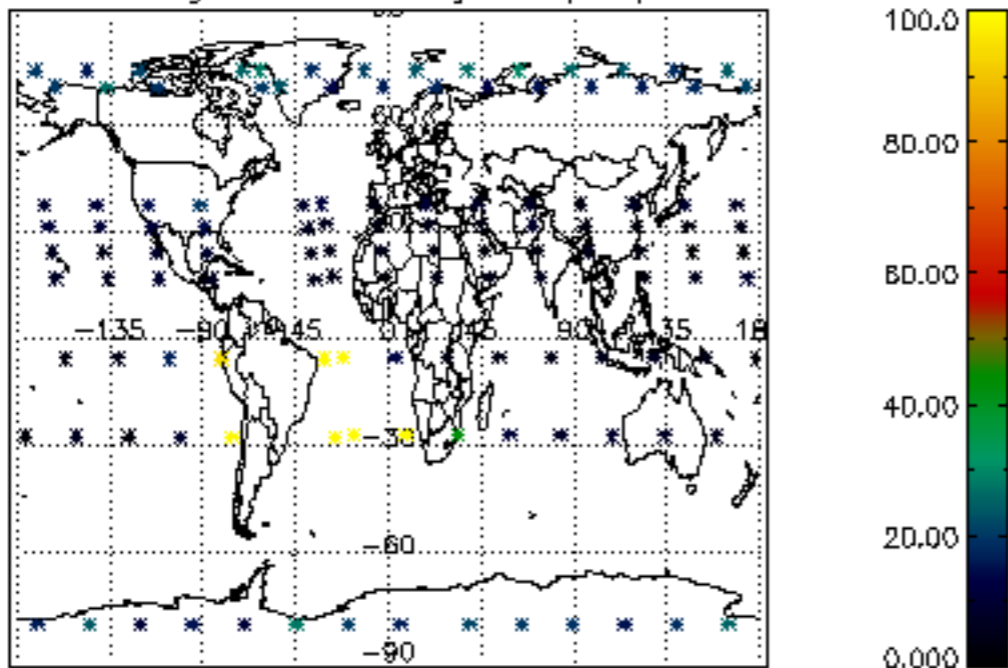
Percentage of flagged data per NO3 profile



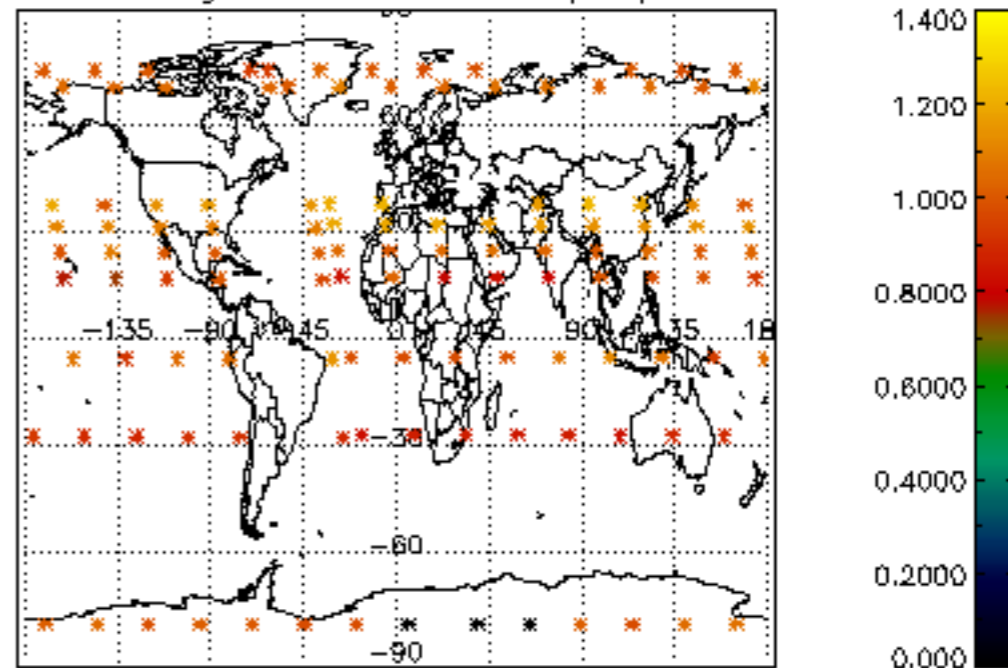




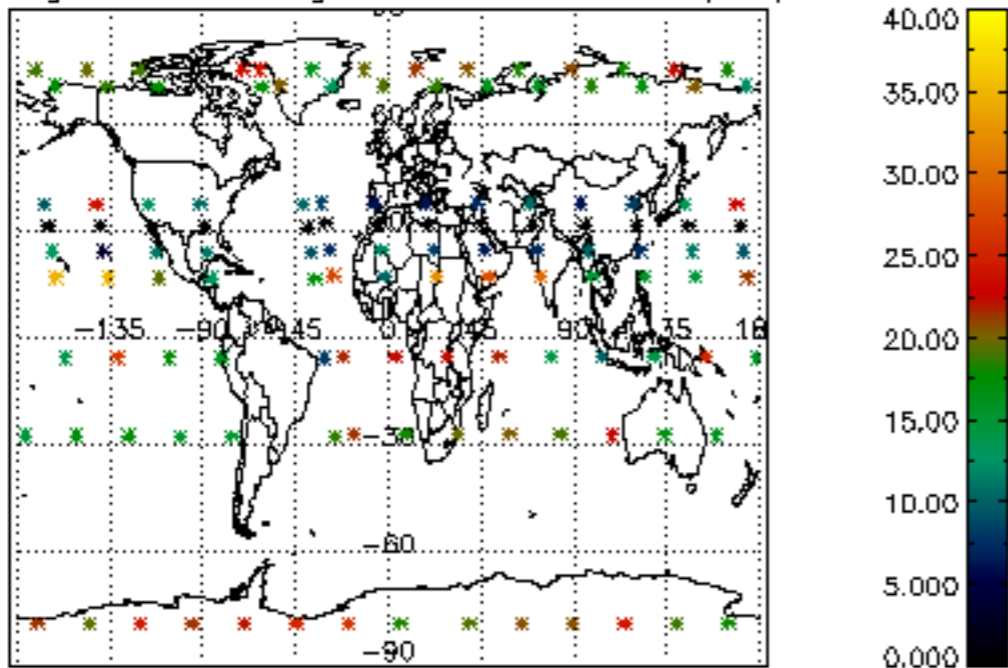
Percentage of cosmic ray hits per profile



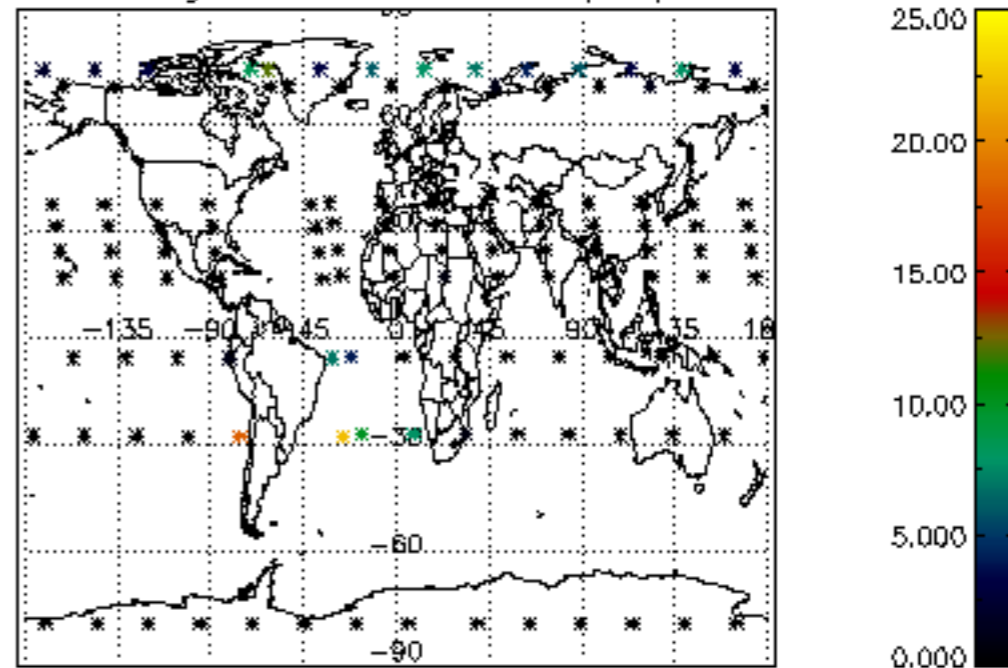
Percentage of datation errors per profile



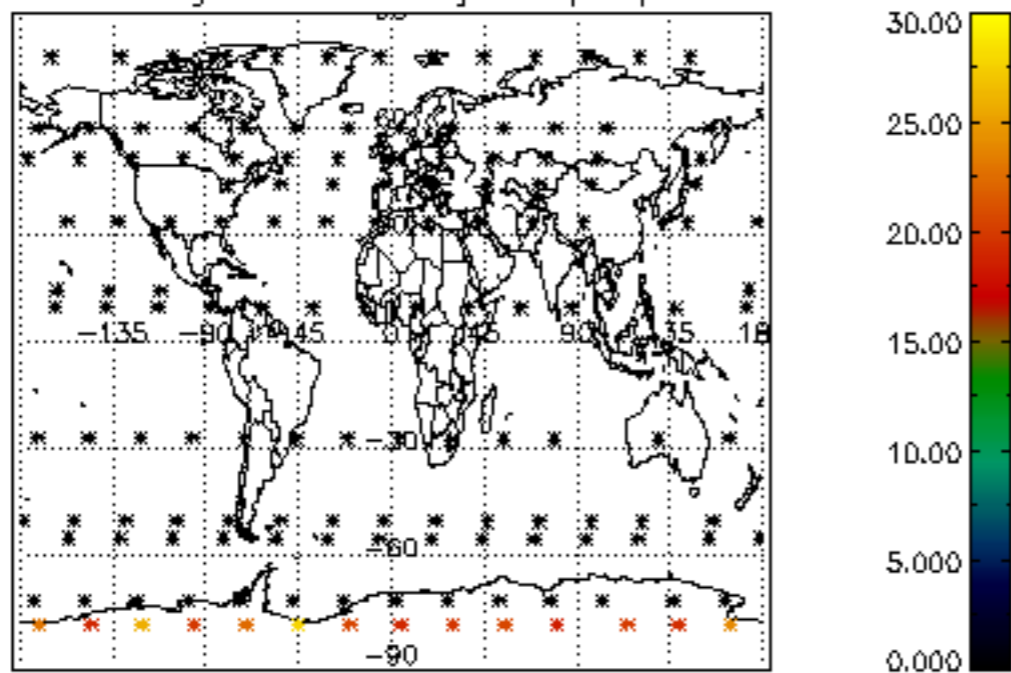
Percentage of star falling outside central band per profile



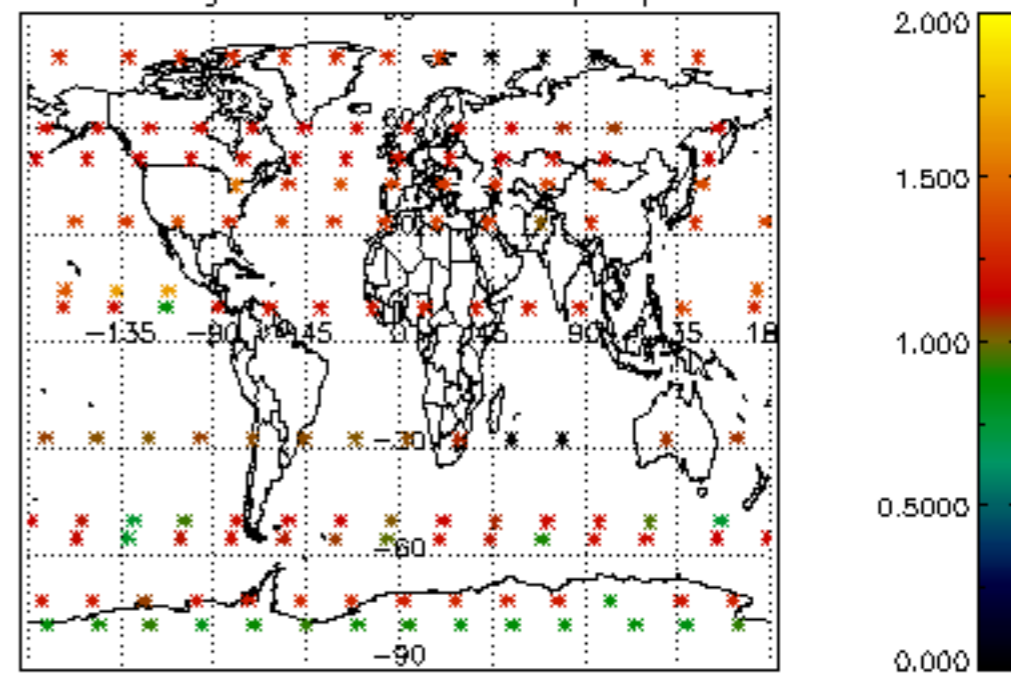
Percentage of saturation errors per profile



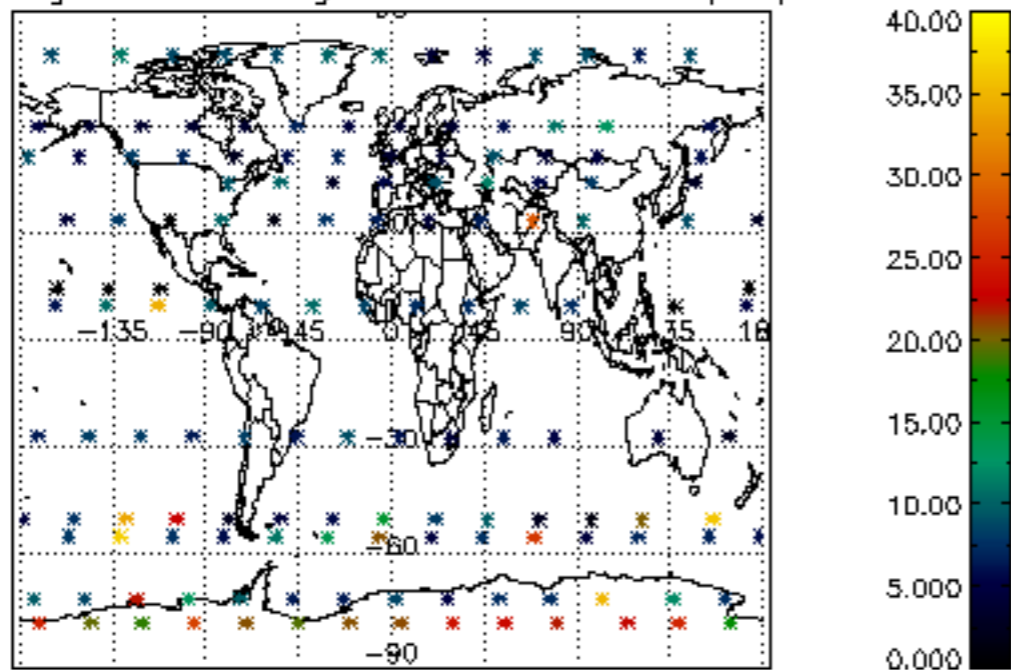
Percentage of cosmic ray hits per profile



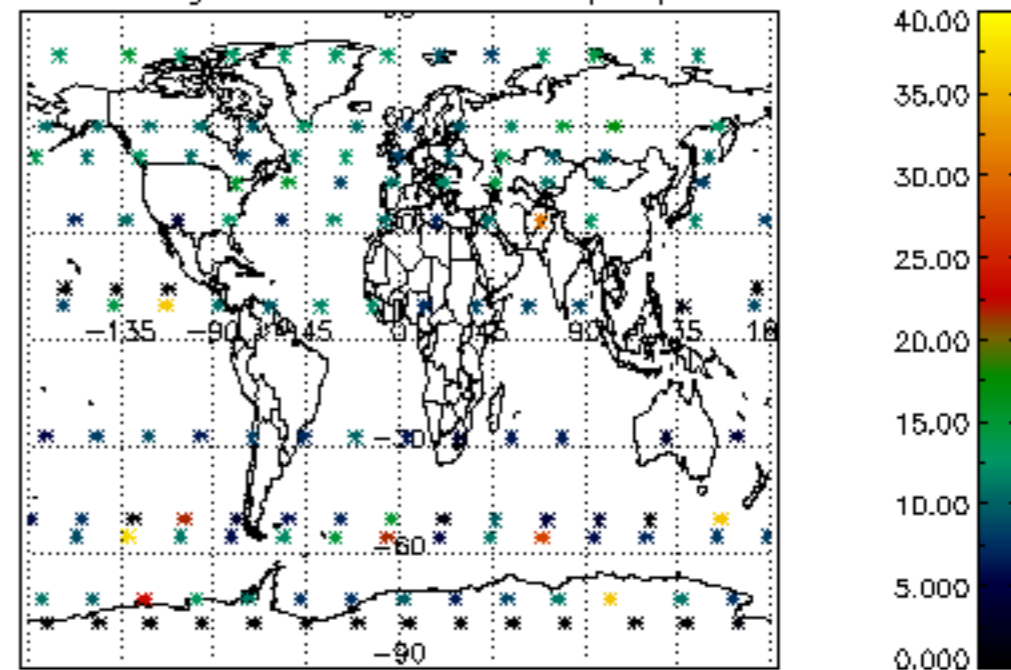
Percentage of datation errors per profile

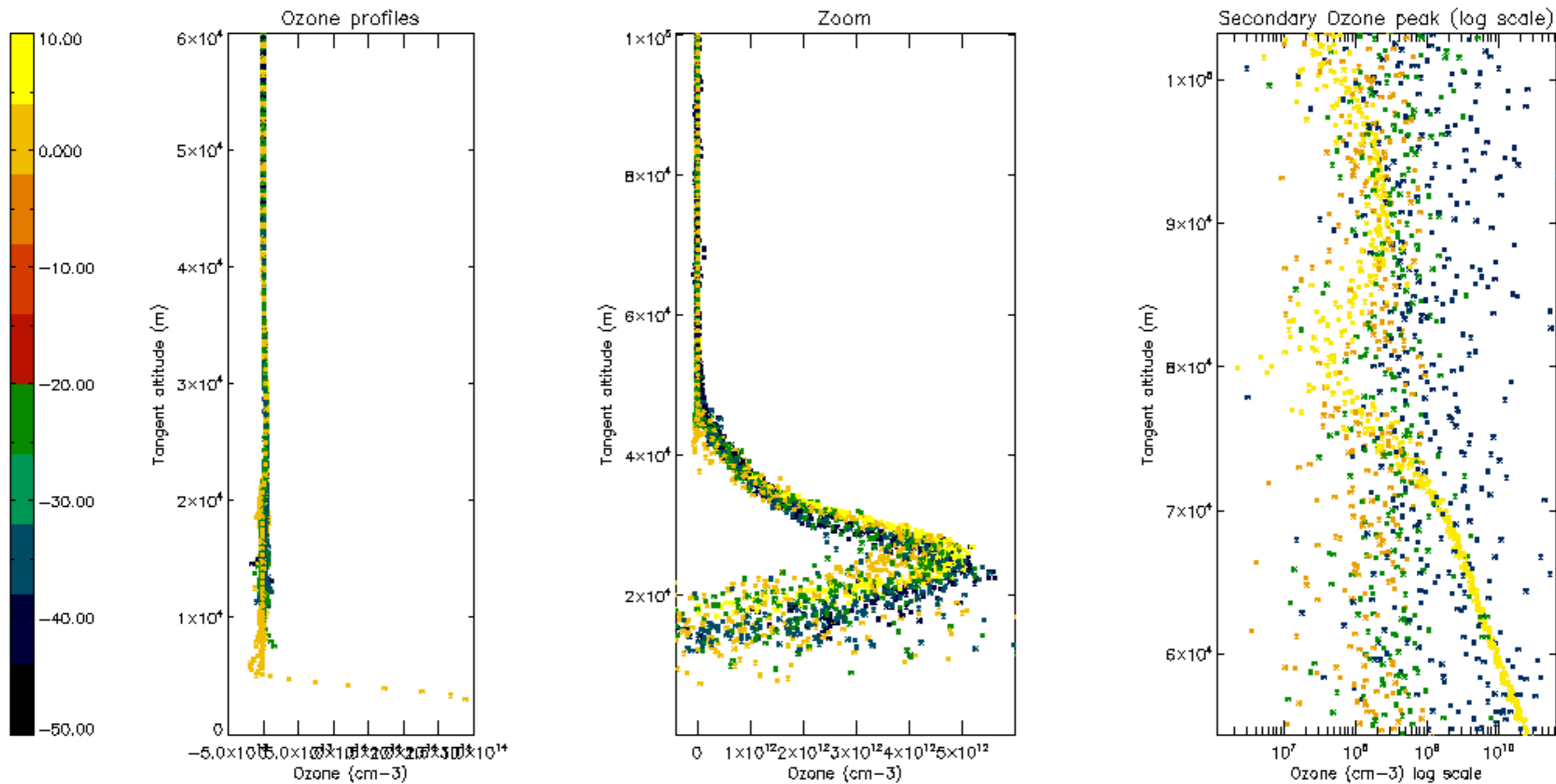


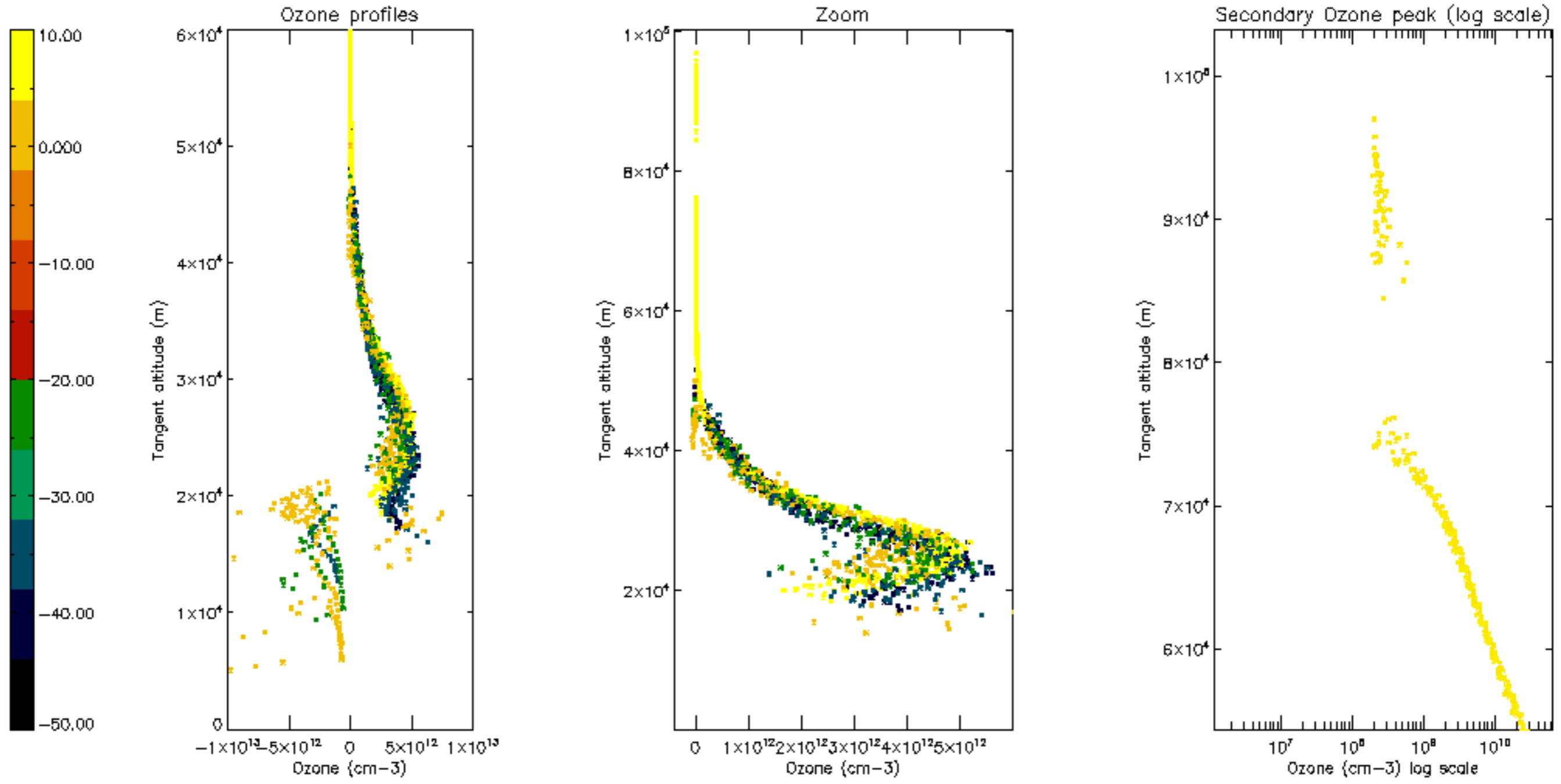
Percentage of star falling outside central band per profile

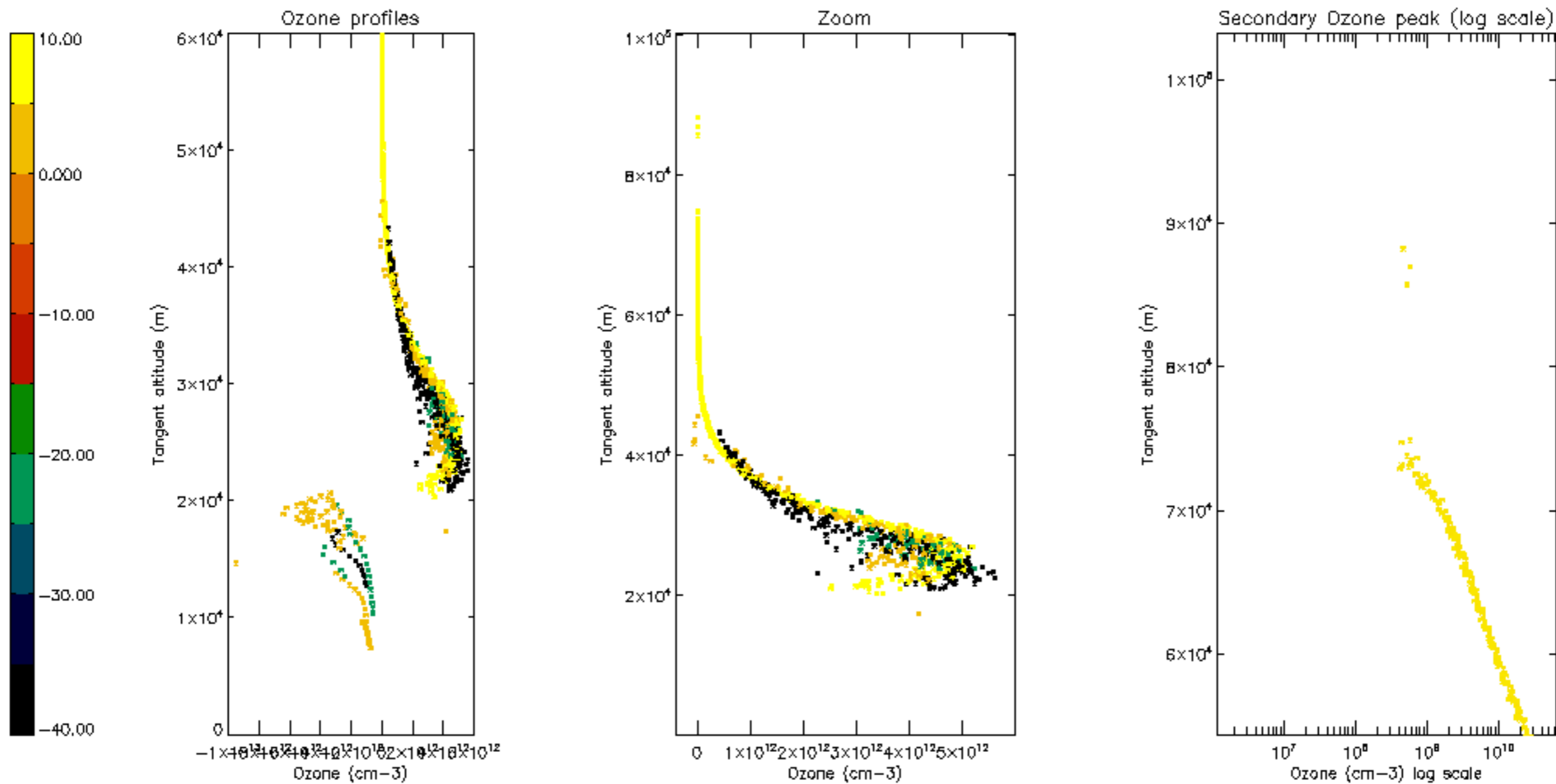


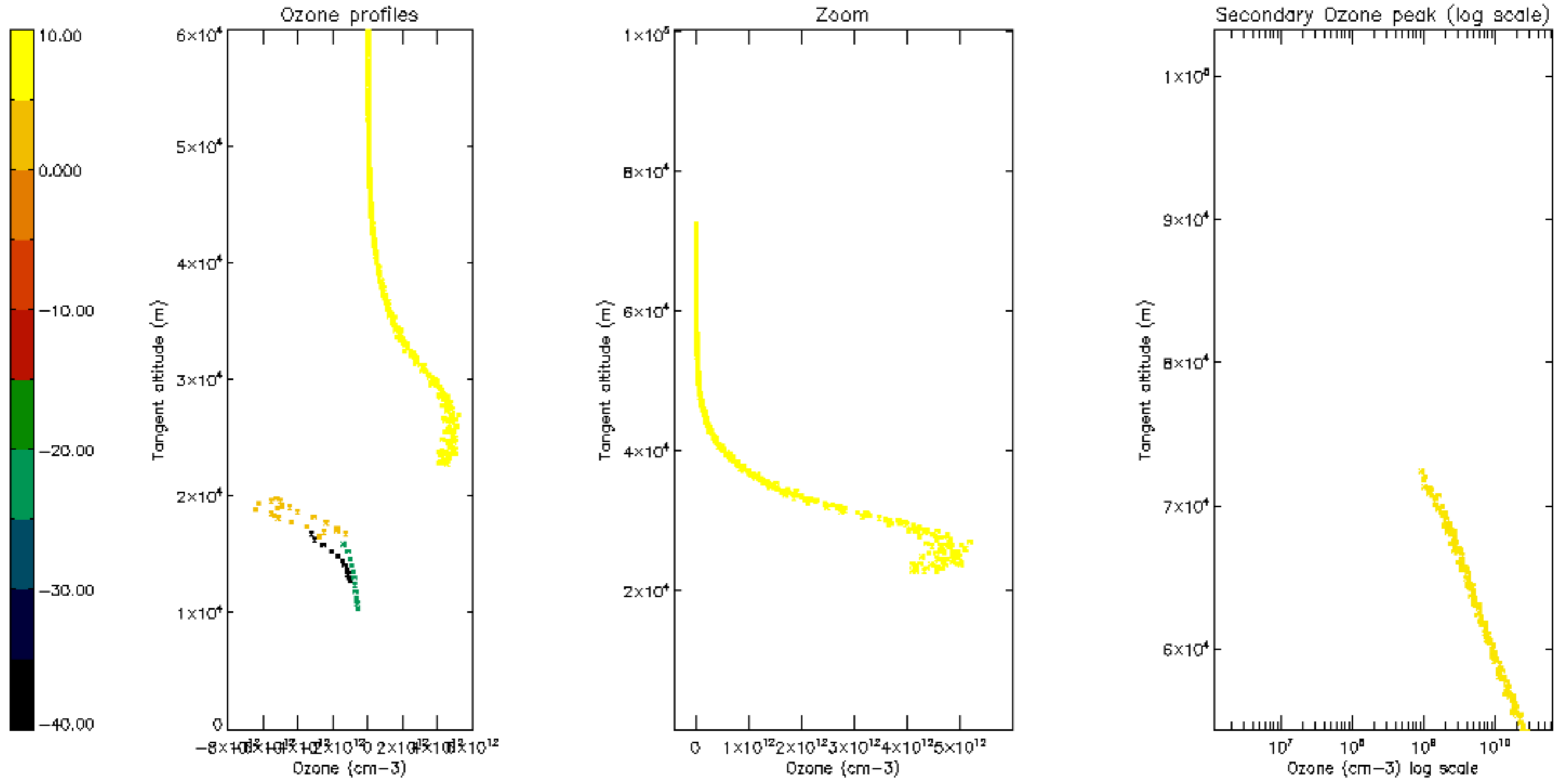
Percentage of saturation errors per profile

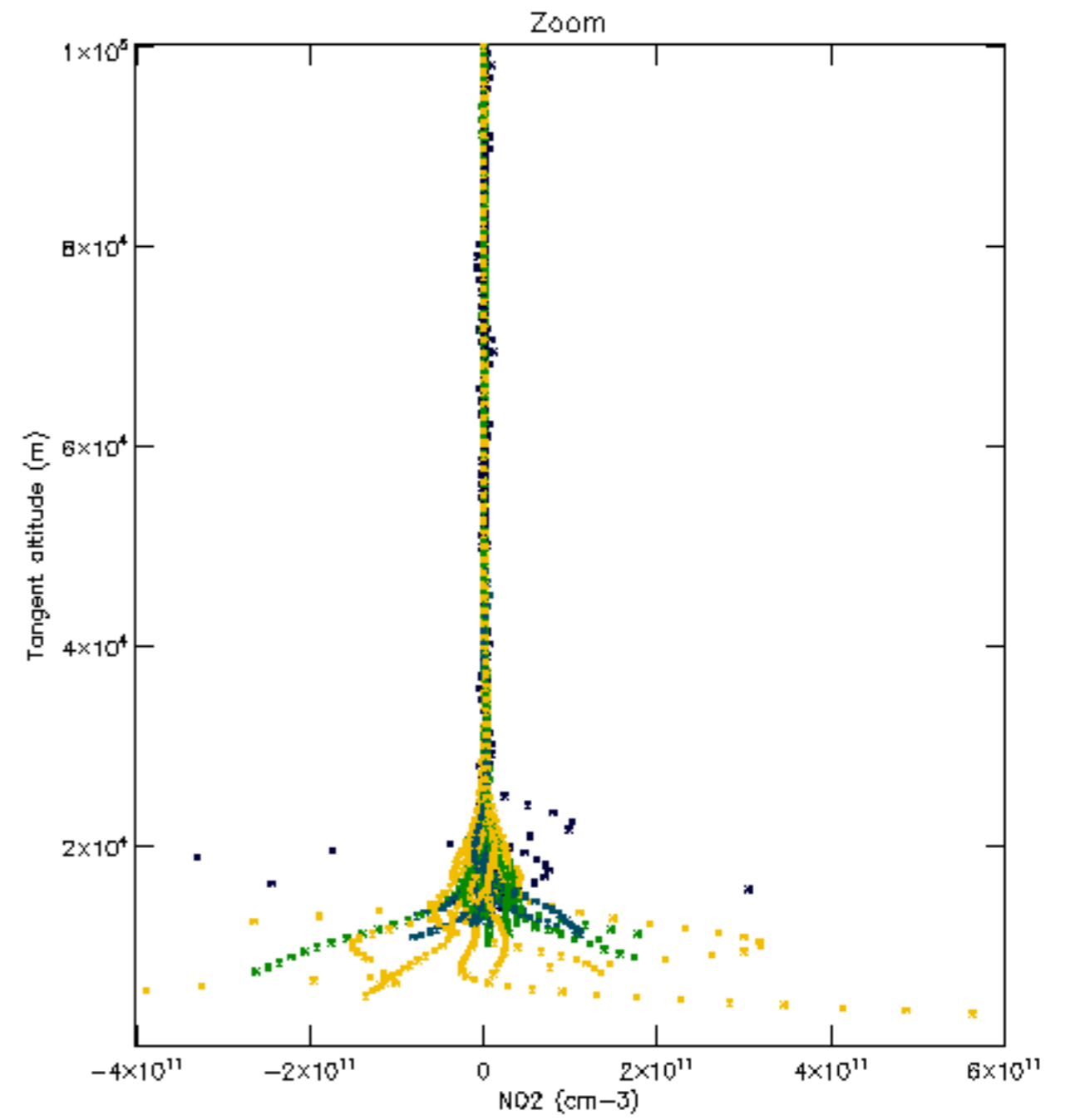
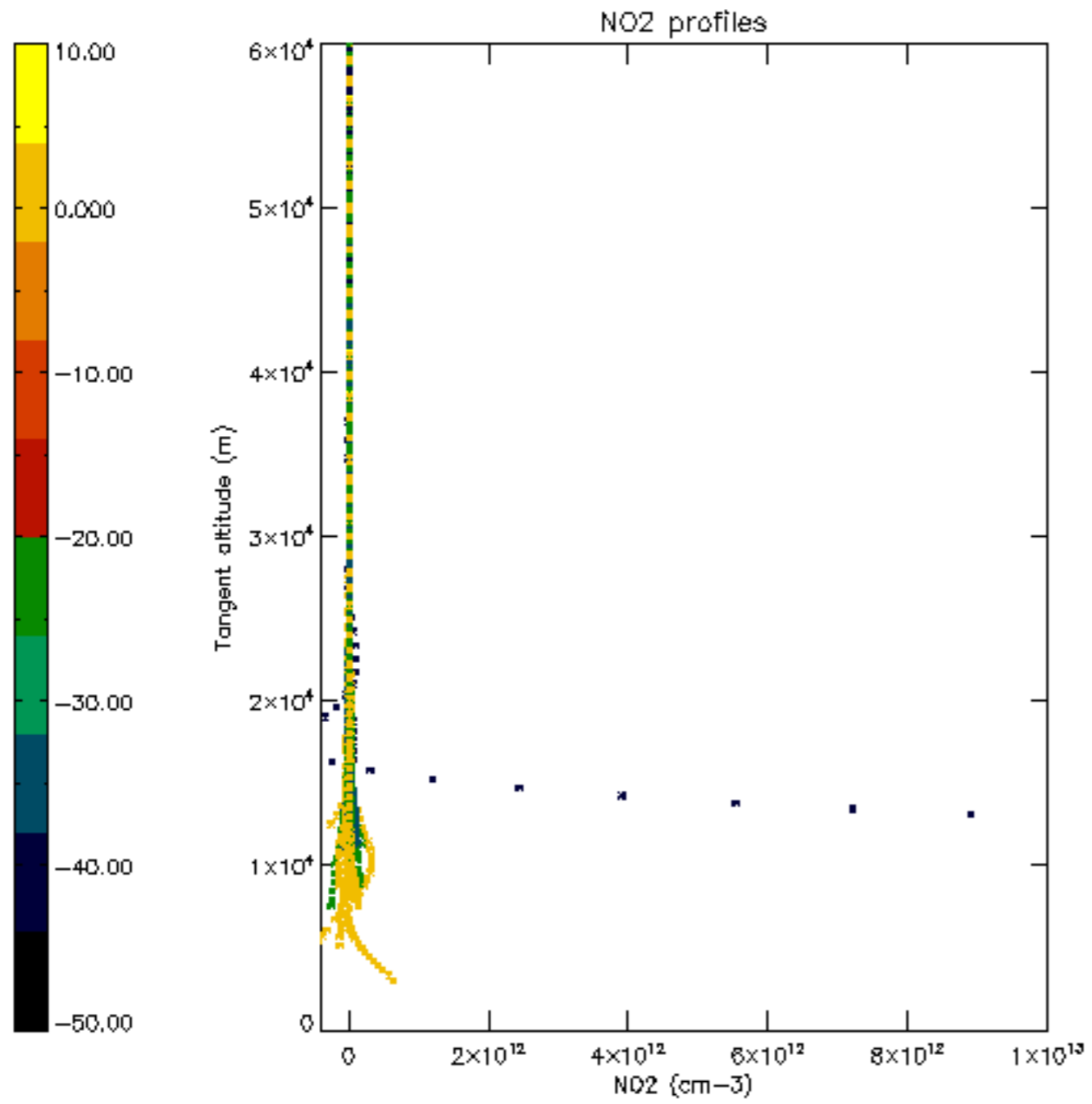


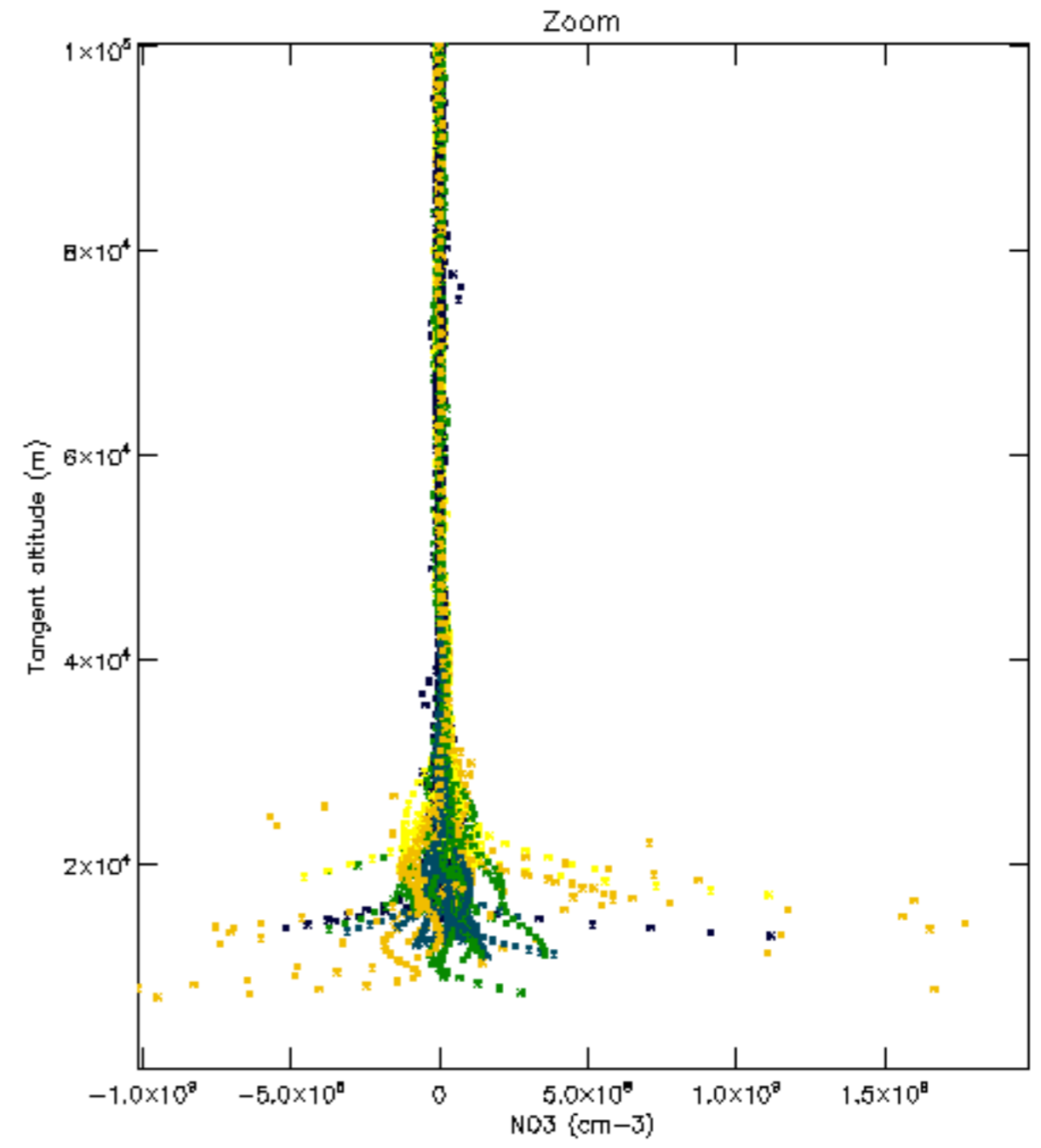
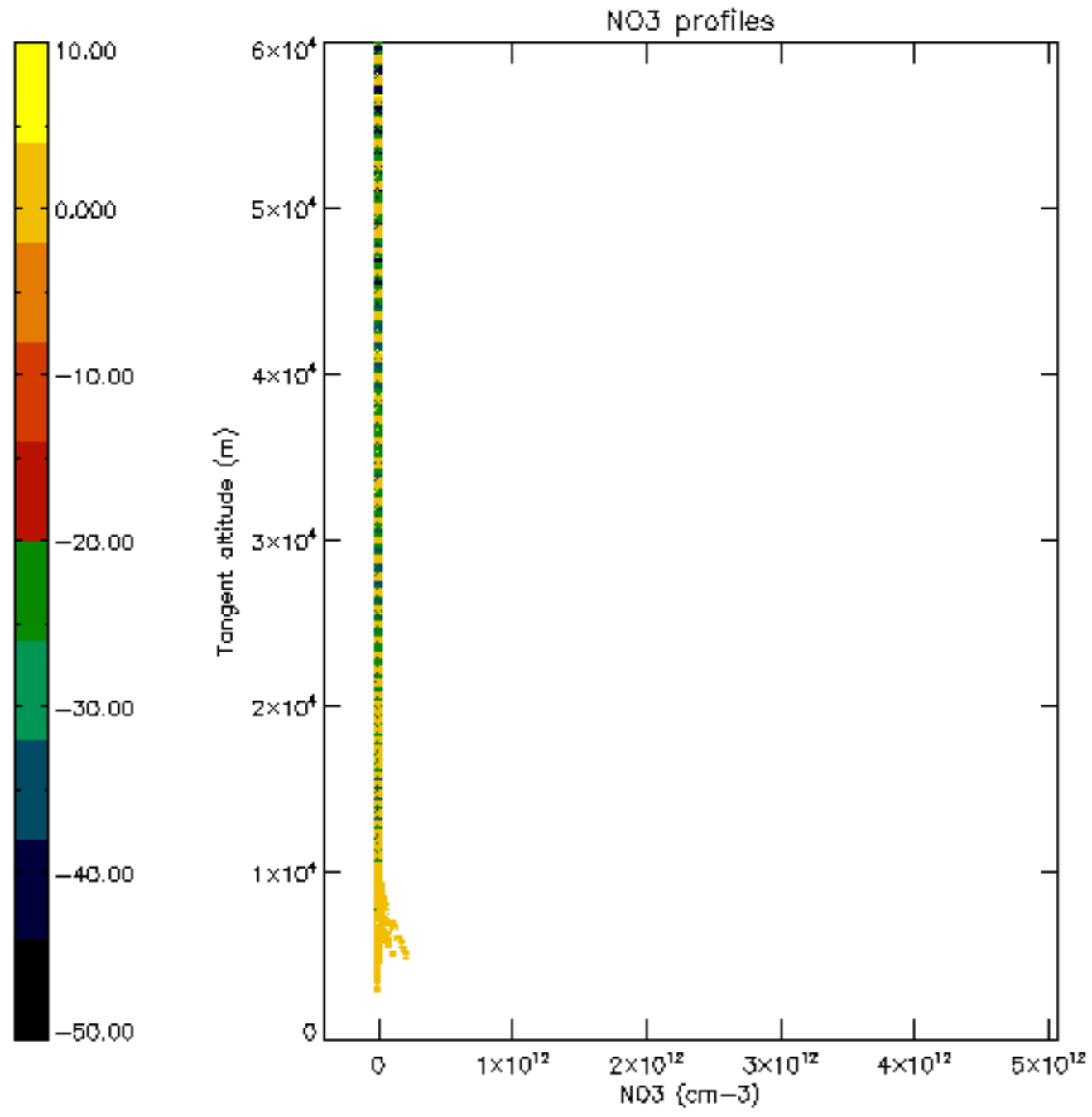


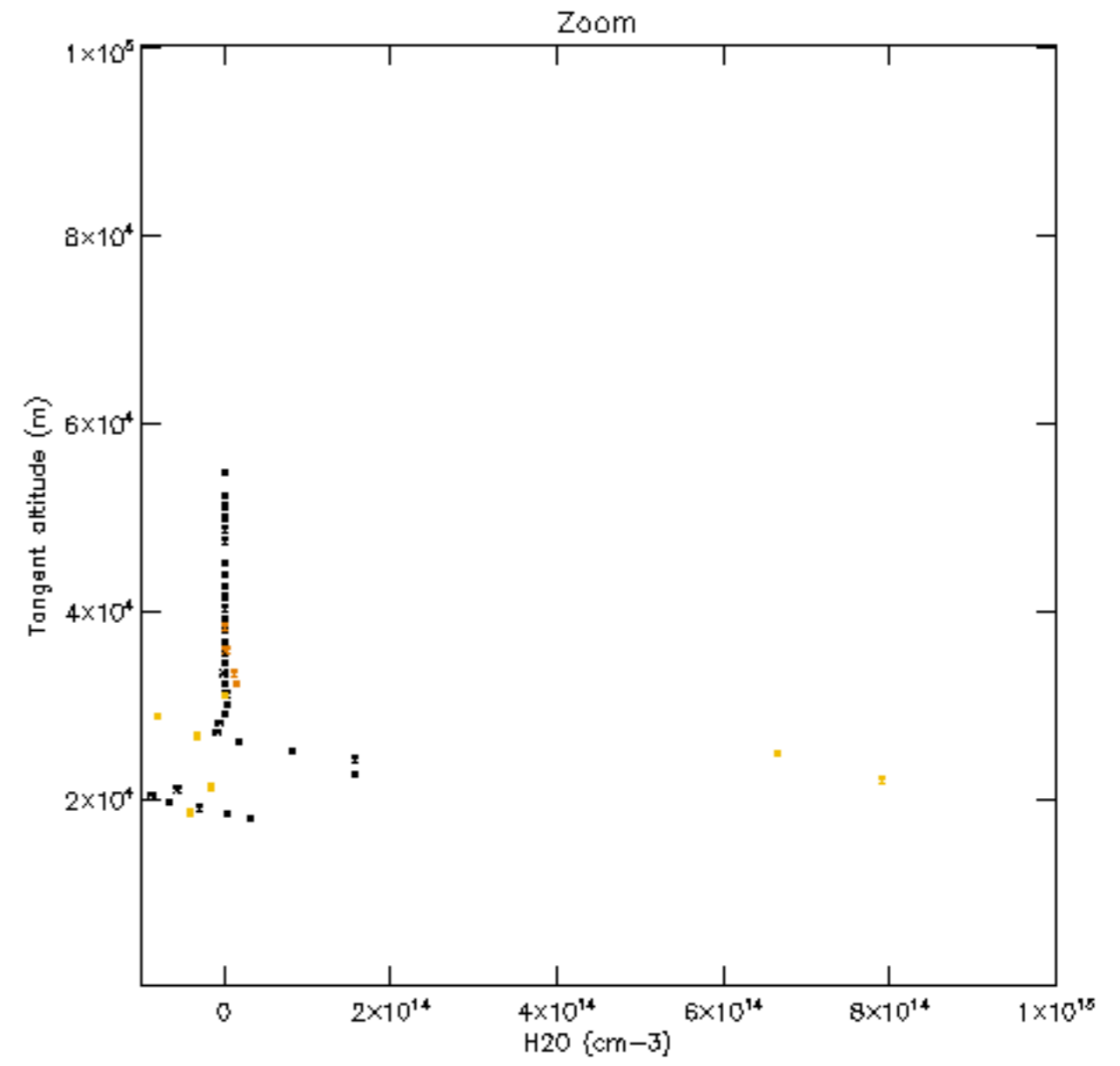
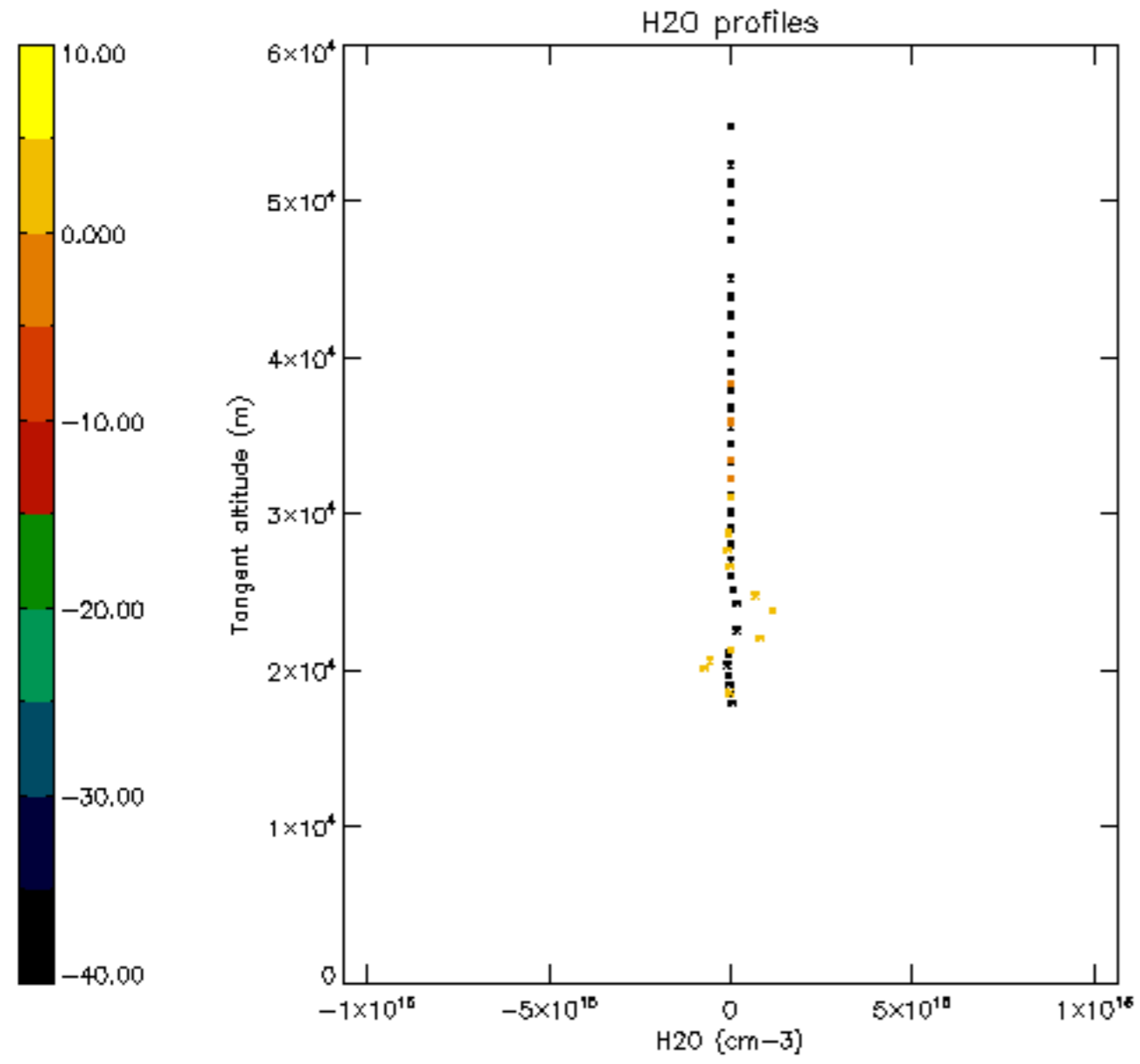


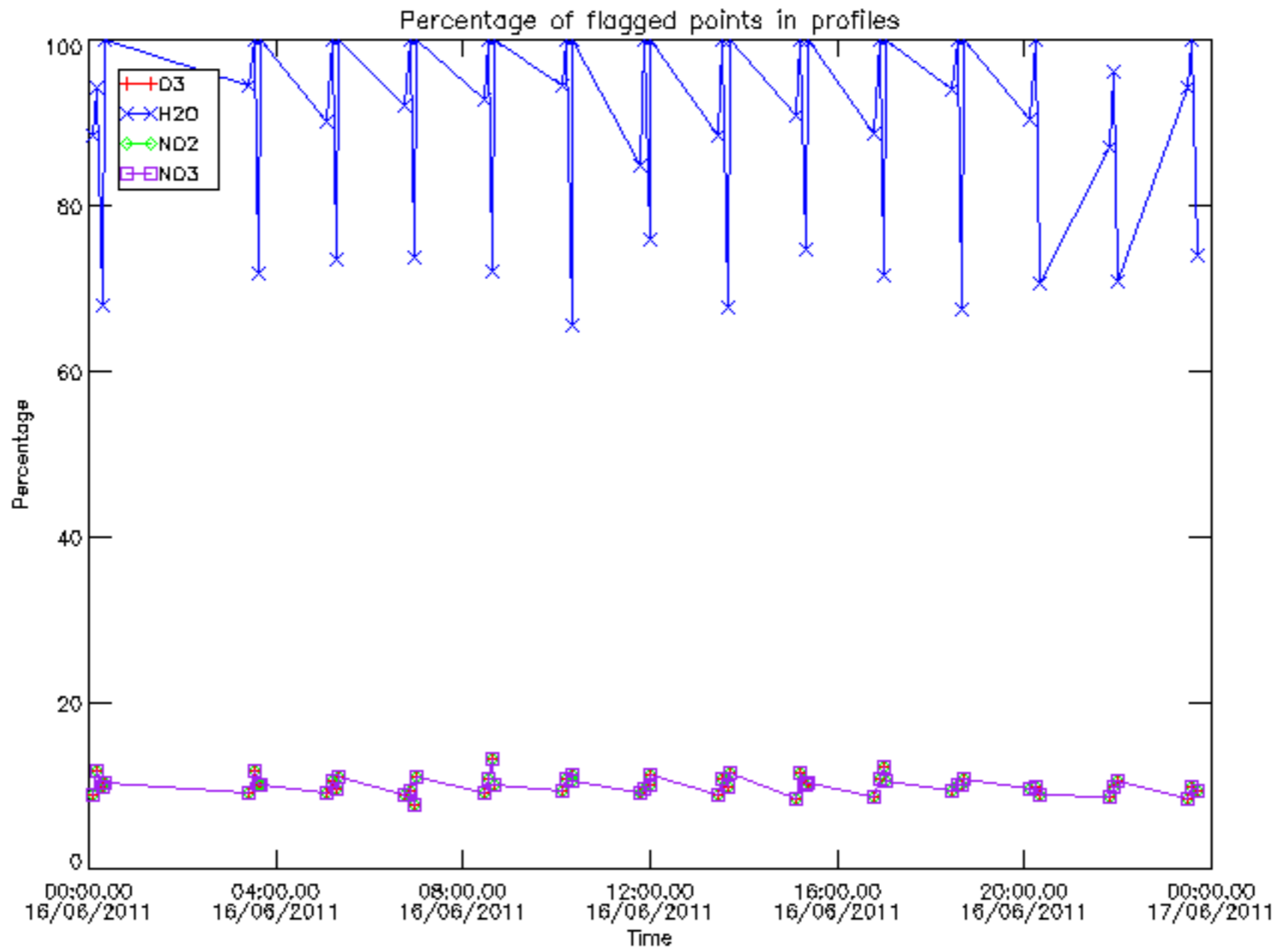




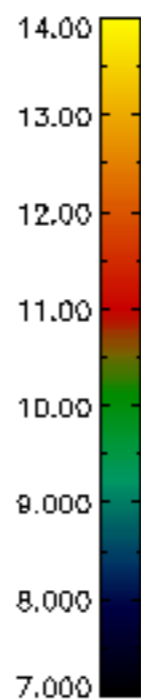
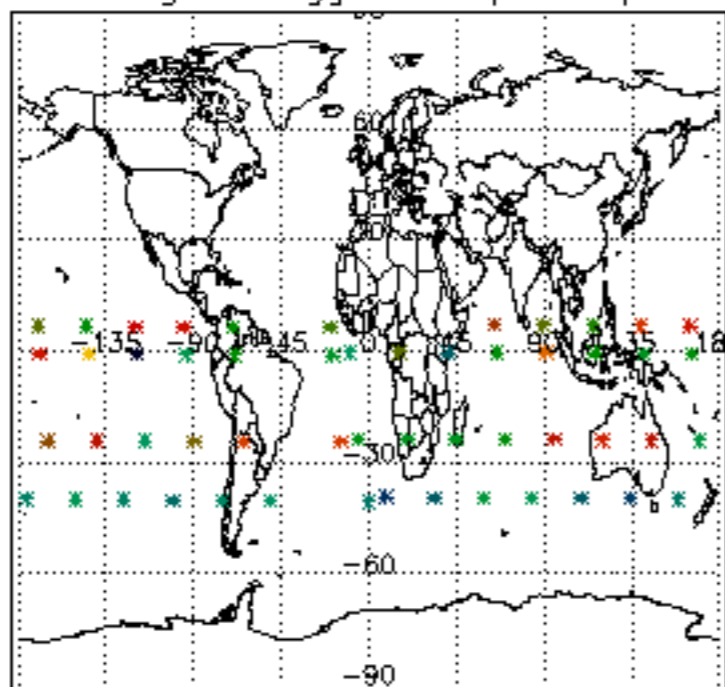




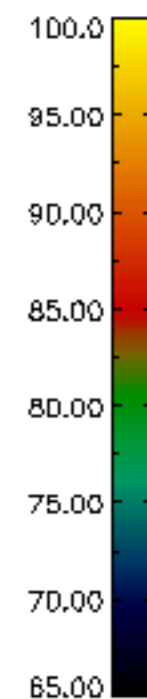
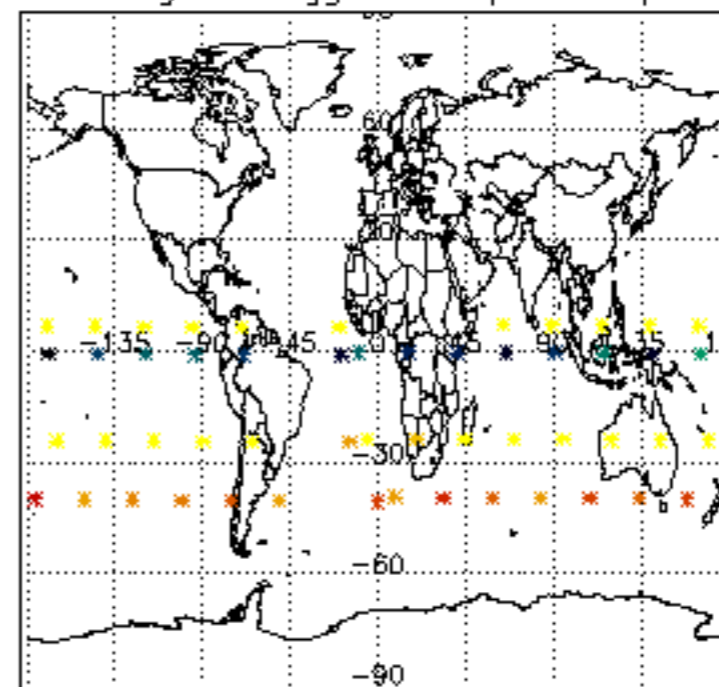




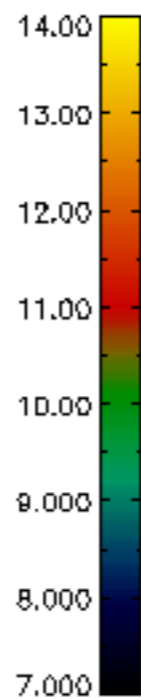
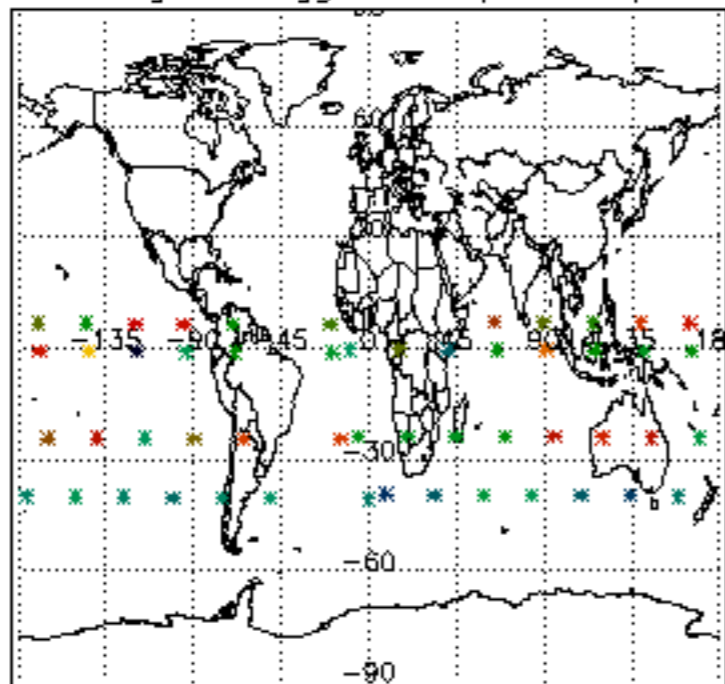
Percentage of flagged data per D3 profile



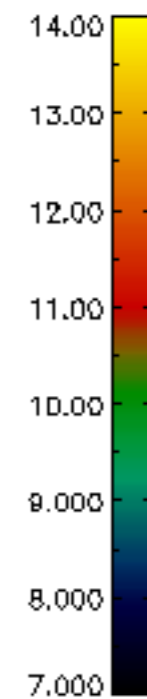
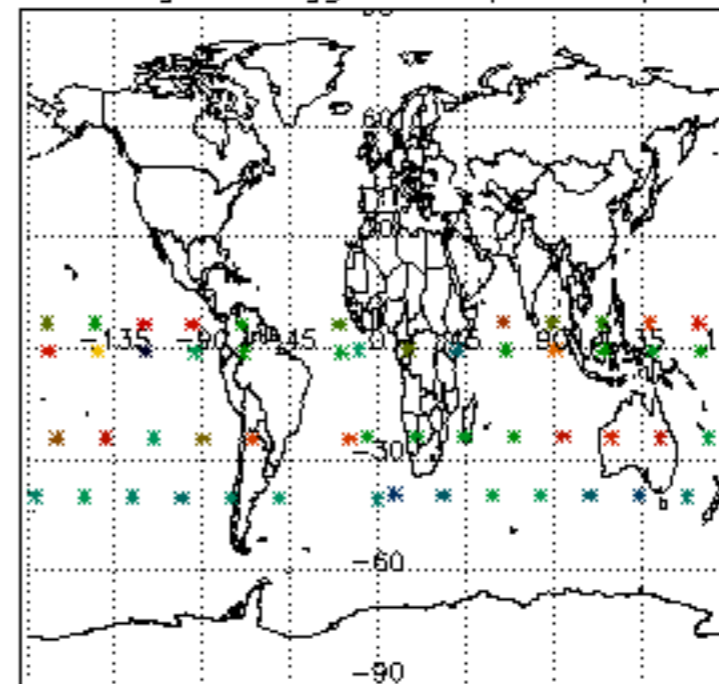
Percentage of flagged data per H2O profile

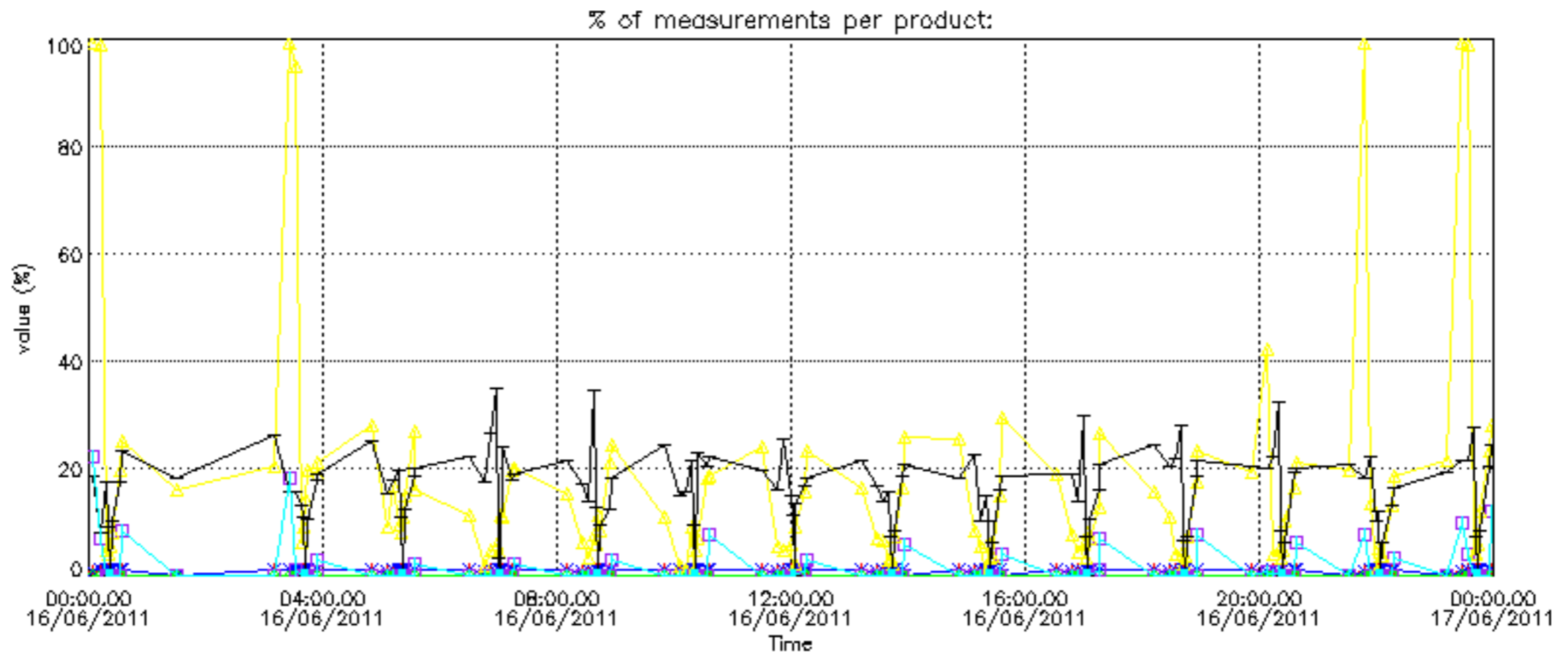


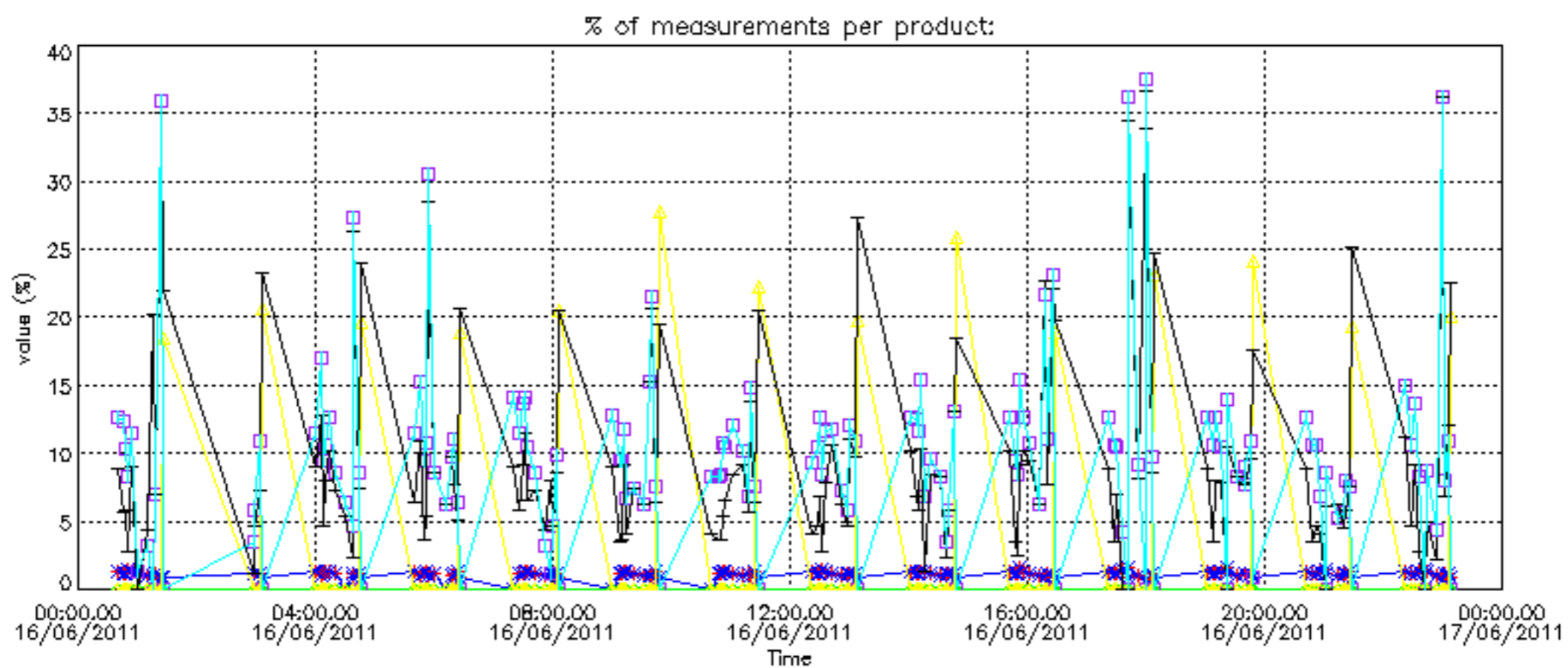
Percentage of flagged data per NO2 profile



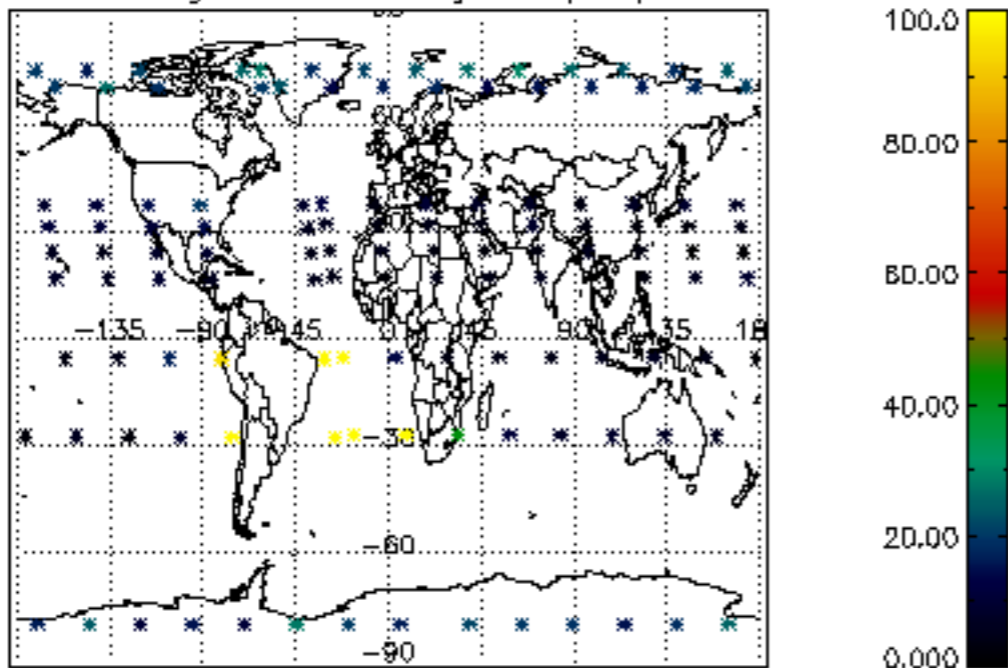
Percentage of flagged data per NO3 profile



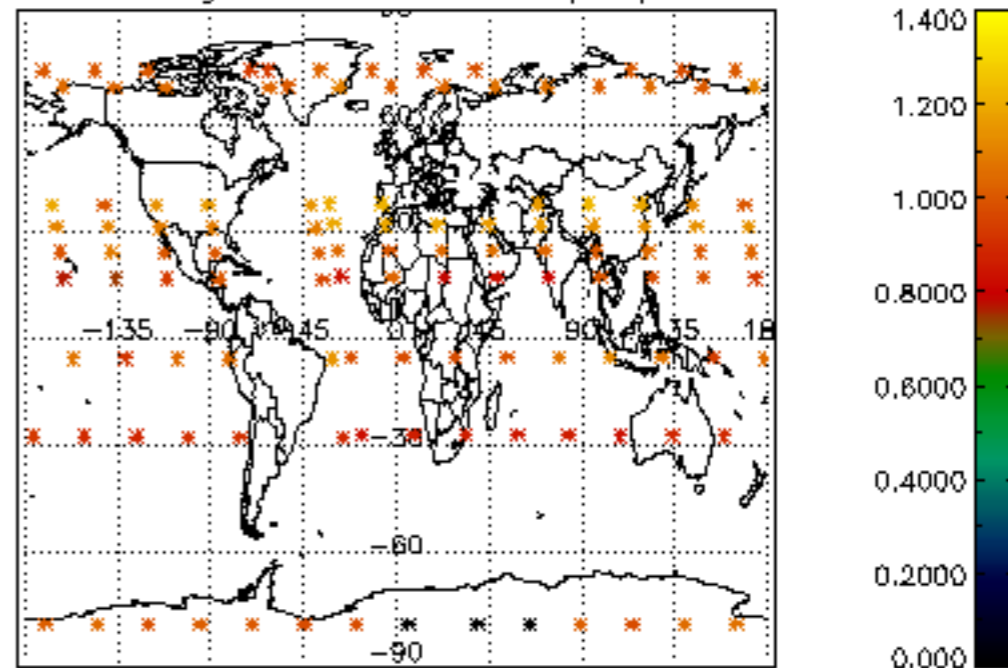




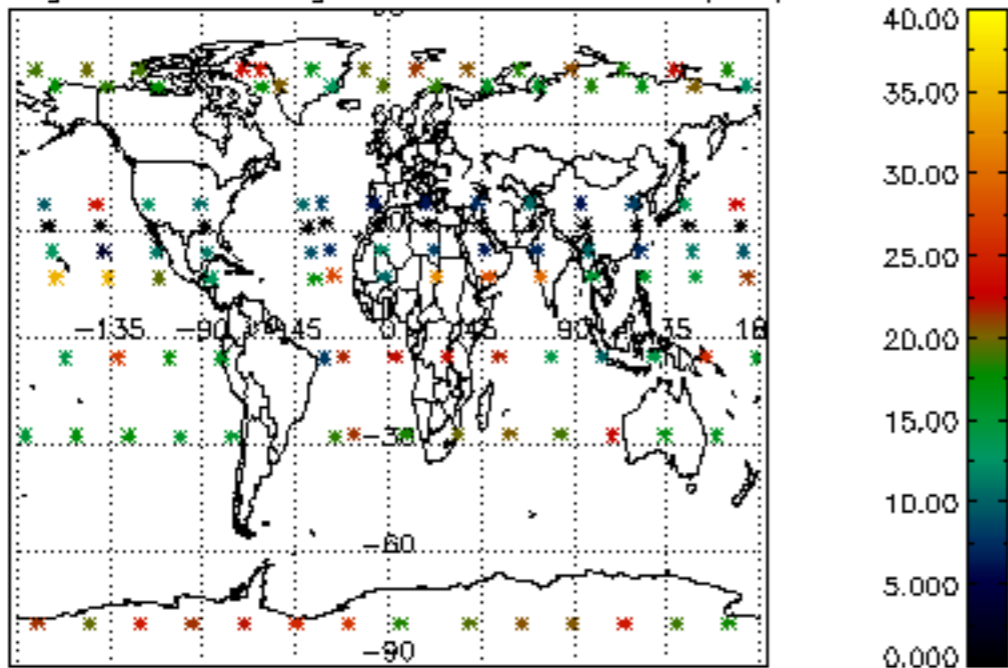
Percentage of cosmic ray hits per profile



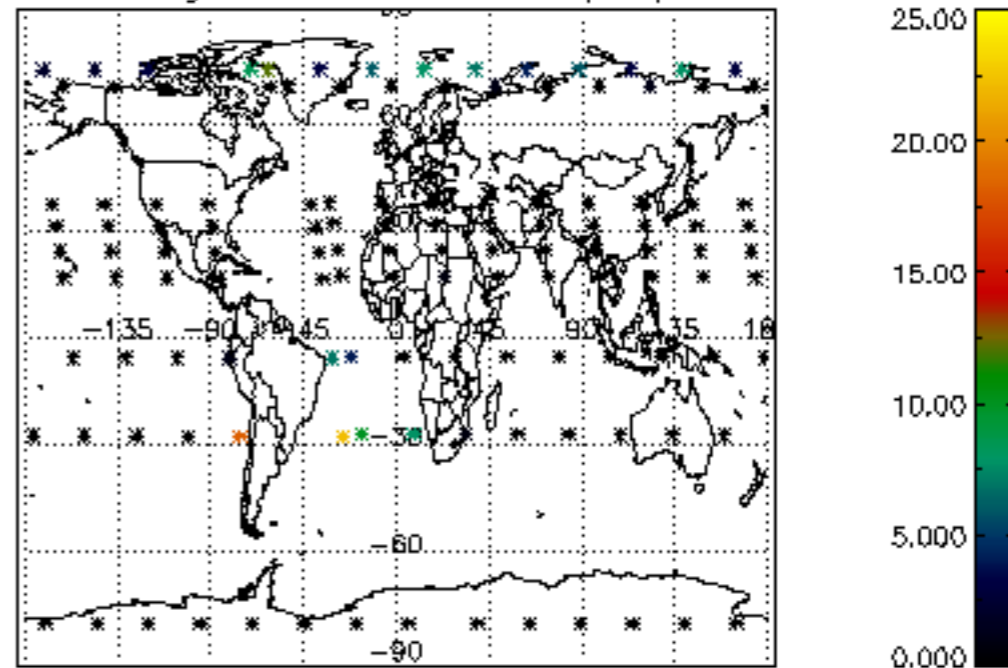
Percentage of datation errors per profile



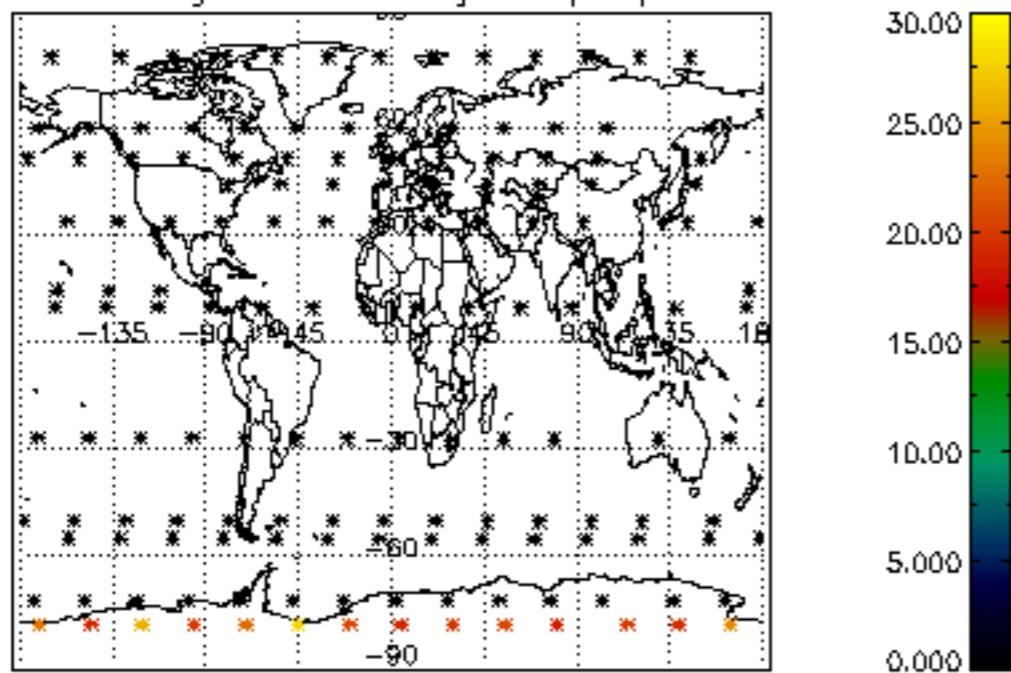
Percentage of star falling outside central band per profile



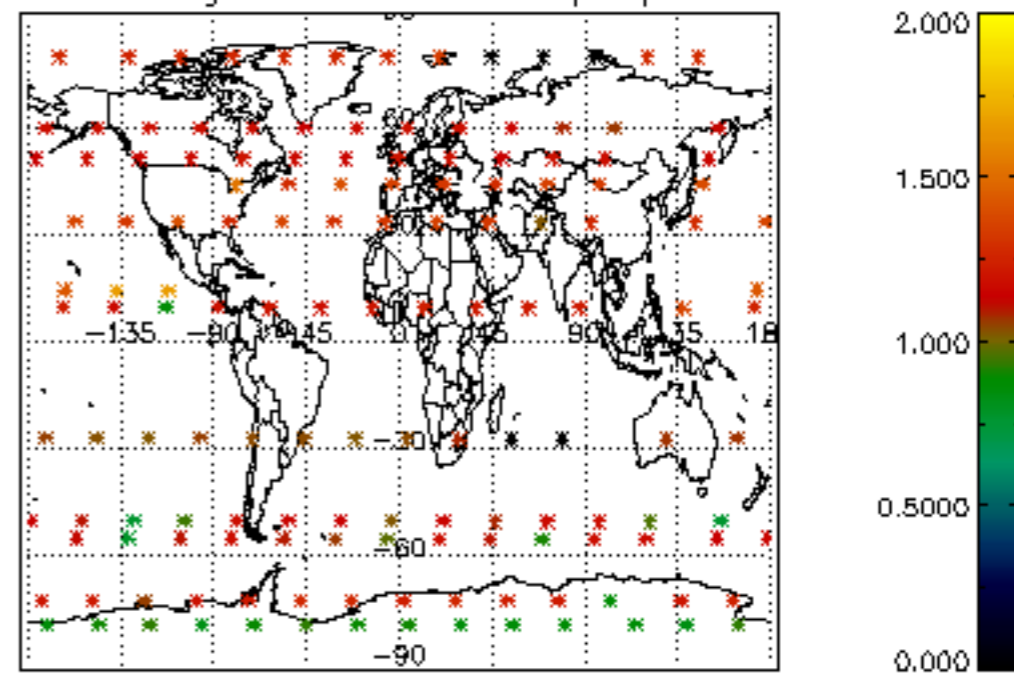
Percentage of saturation errors per profile



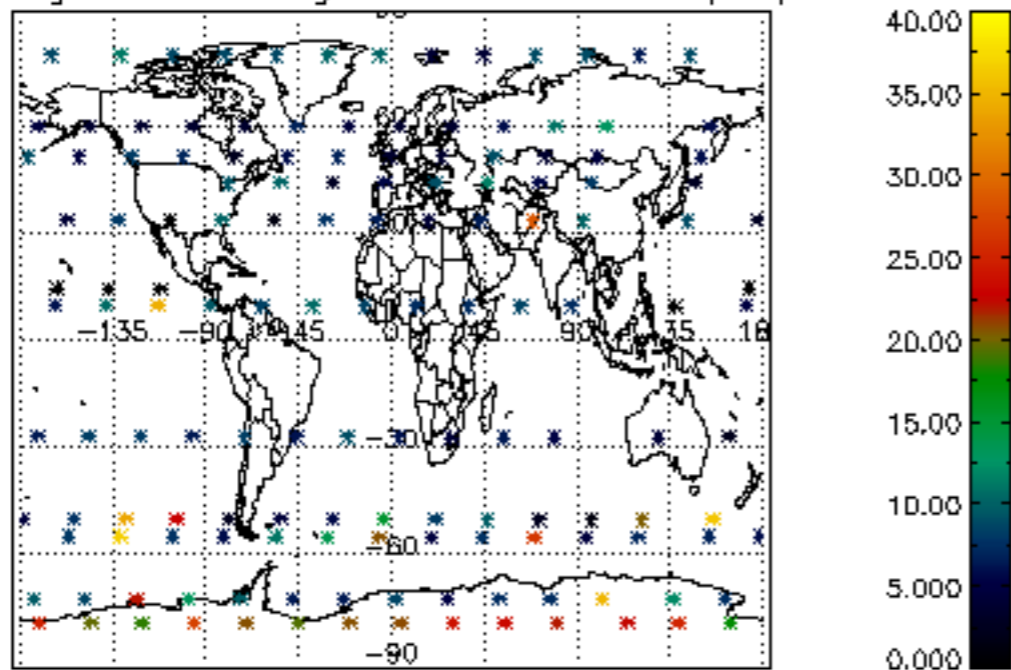
Percentage of cosmic ray hits per profile



Percentage of datation errors per profile



Percentage of star falling outside central band per profile



Percentage of saturation errors per profile

