

GOMOS Level 2 Daily Report

SUMMARY

[1. General Info](#)

[2. Summary of processed GOM_NL_2P products](#)

[3. Level 2 Quality information per product](#)

[3.1 Plot of level 2 quality information per product \(time dependant\)](#)

[3.2 Plot of level 2 quality information per product \(world map\)](#)

[4. Level 1 Quality information per product \(stored on level 2 products\)](#)

[4.1 Plot of level 1 quality information per product \(time dependant\)](#)

[4.1.1 Plot of level 1 quality information per product \(time dependant\): ASCENDING](#)

[4.1.2 Plot of level 1 quality information per product \(time dependant\): DESCENDING](#)

[4.2 Plot of level 1 quality information per product \(world map\)](#)

[4.2.1 Plot of level 1 quality information per product \(world map\): ASCENDING](#)

[4.2.2 Plot of level 1 quality information per product \(world map\): DESCENDING](#)

[5. Ozone profiles based on quality statistics and other trace gas profiles](#)

[5.1 Ozone statistics based on quality of products](#)

[5.2 Plot ozone profiles for all STD \(dark without errors\)](#)

[5.3 Plot ozone profiles where STD < 20% \(dark without errors\)](#)

[5.4. Plot ozone profiles where STD < 10% \(dark without errors\)](#)

[5.5. Plot ozone profiles where STD < 5% \(dark without errors\)](#)

[5.6 Plot NO2 profiles for all STD \(dark without errors\)](#)

[5.7 Plot NO3 profiles for all STD \(dark without errors\)](#)

[5.8 Plot H2O profiles \(only for occultations of stars 1,2,3,4,13,14,16,26,63 dark without errors\) for all STD](#)

[6. Auxiliary Data Files used for the production reported in section 2](#)

This report presents the daily analysis on parameters extracted from GOMOS level 2 data (GOM_NL__2P). It is intended to monitor some important parameters that will impact the quality of these products. A list of level 2 products (and content) that have arrived during the reporting day to the PCF is also given.

Item	Value
Time of report generation	24APR2013 14:47:03
Data source version	GOMOS/6.01
Start time of products	15-06-2011 (15JUN2011 00:00:00)
Stop time of products	16-06-2011 (16JUN2011 00:00:00)
Store outputs in DB	Yes
Nb of level 2 prods	288
Nb of prods with errors	0

2. Summary of processed GOM_NL__2P products.

Nr	Filename	UTC Start time	Limb	Duration	Star Id	Star Name	Star Mag	Star Temp	Nb Meas	Orbit	Prod. error
1	GOM_NL__2PRFIN20110615_000708_000000473103_00289_48579_4310.N1	15-JUN-2011 00:07:08	Bright	47.000	89	5Alp Cep	2.4510	8000.0	94	48579	No
2	GOM_NL__2PRFIN20110615_001332_000000643103_00289_48579_4311.N1	15-JUN-2011 00:13:32	Bright	64.000	74	11Bet Cas	2.2680	6600.0	128	48579	No
3	GOM_NL__2PRFIN20110615_001455_000000413103_00289_48579_4312.N1	15-JUN-2011 00:14:55	Bright	40.500	68	18Alp Cas	2.2250	4500.0	81	48579	No
4	GOM_NL__2PRFIN20110615_002002_000000513103_00289_48579_4313.N1	15-JUN-2011 00:20:02	Bright	50.500	73	57Gam1And	2.2600	13100.	101	48579	No
5	GOM_NL__2PRFIN20110615_002222_000000653103_00289_48579_4314.N1	15-JUN-2011 00:22:22	Twilight	64.500	53	43Bet And	2.0480	3300.0	129	48579	No
6	GOM_NL__2PRFIN20110615_002552_000000513103_00289_48579_4315.N1	15-JUN-2011 00:25:52	Twilight	50.500	50	13Alp Ari	2.0070	4250.0	101	48579	No
7	GOM_NL__2PRFIN20110615_004129_000000563103_00289_48579_4316.N1	15-JUN-2011 00:41:29	Dark	55.500	52	16Bet Cet	2.0370	4500.0	111	48579	No
8	GOM_NL__2PRFIN20110615_004742_000000453103_00289_48579_4317.N1	15-JUN-2011 00:47:42	Dark	45.000	84	Alp Phe	2.3970	4500.0	90	48579	No
9	GOM_NL__2PRFIN20110615_005353_000000503103_00290_48580_4306.N1	15-JUN-2011 00:53:53	Dark	50.000	63	Bet Gru	2.1500	2800.0	100	48580	No
10	GOM_NL__2PRFIN20110615_005556_000000493103_00290_48580_4307.N1	15-JUN-2011 00:55:56	Dark	48.500	31	Alp Gru	1.7340	15200.	97	48580	No
11	GOM_NL__2PRFIN20110615_005749_000000523103_00290_48580_4308.N1	15-JUN-2011 00:57:49	Straylight	52.000	172	Gam Gru	3.0030	13100.	104	48580	No
12	GOM_NL__2PRFIN20110615_005946_000000503103_00290_48580_4309.N1	15-JUN-2011 00:59:46	Straylight	49.500	45	Alp Pav	1.9400	26000.	99	48580	No
13	GOM_NL__2PRFIN20110615_010923_000000513103_00290_48580_4310.N1	15-JUN-2011 01:09:23	Twilight	50.500	38	20Eps Sgr	1.8360	11000.	101	48580	No
14	GOM_NL__2PRFIN20110615_011053_000000543103_00290_48580_4311.N1	15-JUN-2011 01:10:53	Twilight	53.500	116	19Del Sgr	2.7000	4100.0	107	48580	No
15	GOM_NL__2PRFIN20110615_011611_000000403103_00290_48580_4312.N1	15-JUN-2011 01:16:11	Bright	40.000	86	35Eta Oph	2.4300	10200.	80	48580	No
16	GOM_NL__2PRFIN20110615_012243_000000473103_00290_48580_4313.N1	15-JUN-2011 01:22:43	Bright	46.500	126	60Bet Oph	2.7700	4250.0	93	48580	No
17	GOM_NL__2PRFIN20110615_012513_000000463103_00290_48580_4314.N1	15-JUN-2011 01:25:13	Bright	45.500	59	55Alp Oph	2.0800	8900.0	91	48580	No
18	GOM_NL__2PRFIN20110615_012712_000000373103_00290_48580_4315.N1	15-JUN-2011 01:27:12	Bright	37.000	127	27Bet Her	2.7810	4700.0	74	48580	No
19	GOM_NL__2PRFIN20110615_013013_000000393103_00290_48580_4316.N1	15-JUN-2011 01:30:13	Bright	39.000	133	40Zet Her	2.8070	6000.0	78	48580	No
20	GOM_NL__2PRFIN20110615_013700_000000383103_00290_48580_4317.N1	15-JUN-2011 01:37:00	Bright	38.000	130	23Bet Dra	2.7990	5800.0	76	48580	No
21	GOM_NL__2PRFIN20110615_013835_000000363103_00290_48580_4318.N1	15-JUN-2011 01:38:35	Bright	36.000	119	14Eta Dra	2.7270	4700.0	72	48580	No
22	GOM_NL__2PRFIN20110615_014721_000000473103_00290_48580_4319.N1	15-JUN-2011 01:47:21	Bright	47.000	89	5Alp Cep	2.4510	8000.0	94	48580	No
23	GOM_NL__2PRFIN20110615_015346_000000443103_00290_48580_4320.N1	15-JUN-2011 01:53:46	Bright	43.500	74	11Bet Cas	2.2680	6600.0	87	48580	No
24	GOM_NL__2PRFIN20110615_015508_000000553103_00290_48580_4321.N1	15-JUN-2011 01:55:08	Bright	55.000	68	18Alp Cas	2.2250	4500.0	110	48580	No
25	GOM_NL__2PRFIN20110615_020016_000000413103_00290_48580_4322.N1	15-JUN-2011 02:00:16	Bright	41.000	73	57Gam1And	2.2600	13100.	82	48580	No
26	GOM_NL__2PRFIN20110615_020236_000000533103_00290_48580_4323.N1	15-JUN-2011 02:02:36	Twilight	53.000	53	43Bet And	2.0480	3300.0	106	48580	No
27	GOM_NL__2PRFIN20110615_020606_000000473103_00290_48580_4324.N1	15-JUN-2011 02:06:06	Twilight	46.500	50	13Alp Ari	2.0070	4250.0	93	48580	No
28	GOM_NL__2PRFIN20110615_022144_000000583103_00290_48580_4325.N1	15-JUN-2011 02:21:44	Dark	57.500	52	16Bet Cet	2.0370	4500.0	115	48580	No
29	GOM_NL__2PRFIN20110615_022757_000000513103_00290_48580_4326.N1	15-JUN-2011 02:27:57	Dark	51.000	84	Alp Phe	2.3970	4500.0	102	48580	No
30	GOM_NL__2PRFIN20110615_023408_000000523103_00291_48581_4315.N1	15-JUN-2011 02:34:08	Dark	52.000	63	Bet Gru	2.1500	2800.0	104	48581	No
31	GOM_NL__2PRFIN20110615_023611_000000493103_00291_48581_4316.N1	15-JUN-2011 02:36:11	Dark	48.500	31	Alp Gru	1.7340	15200.	97	48581	No
32	GOM_NL__2PRFIN20110615_023804_000000523103_00291_48581_4317.N1	15-JUN-2011 02:38:04	Straylight	52.000	172	Gam Gru	3.0030	13100.	104	48581	No
33	GOM_NL__2PRFIN20110615_024000_000000423103_00291_48581_4318.N1	15-JUN-2011 02:40:00	Straylight	42.000	45	Alp Pav	1.9400	26000.	84	48581	No
34	GOM_NL__2PRFIN20110615_024938_000000503103_00291_48581_4319.N1	15-JUN-2011 02:49:38	Twilight	49.500	38	20Eps Sgr	1.8360	11000.	99	48581	No
35	GOM_NL__2PRFIN20110615_025107_000000533103_00291_48581_4320.N1	15-JUN-2011 02:51:07	Twilight	52.500	116	19Del Sgr	2.7000	4100.0	105	48581	No
36	GOM_NL__2PRFIN20110615_025625_000000403103_00291_48581_4321.N1	15-JUN-2011 02:56:25	Bright	40.000	86	35Eta Oph	2.4300	10200.	80	48581	No
37	GOM_NL__2PRFIN20110615_030257_000000473103_00291_48581_4322.N1	15-JUN-2011 03:02:57	Bright	46.500	126	60Bet Oph	2.7700	4250.0	93	48581	No
38	GOM_NL__2PRFIN20110615_030527_000000433103_00291_48581_4323.N1	15-JUN-2011 03:05:27	Bright	42.500	59	55Alp Oph	2.0800	8900.0	85	48581	No
39	GOM_NL__2PRFIN20110615_030726_000000363103_00291_48581_4324.N1	15-JUN-2011 03:07:26	Bright	36.000	127	27Bet Her	2.7810	4700.0	72	48581	No
40	GOM_NL__2PRFIN20110615_031027_000000403103_00291_48581_4325.N1	15-JUN-2011 03:10:27	Bright	40.000	133	40Zet Her	2.8070	6000.0	80	48581	No
41	GOM_NL__2PRFIN20110615_031714_000000383103_00291_48581_4326.N1	15-JUN-2011 03:17:14	Bright	38.000	130	23Bet Dra	2.7990	5800.0	76	48581	No
42	GOM_NL__2PRFIN20110615_031854_000000303103_00291_48581_4327.N1	15-JUN-2011 03:18:54	Bright	29.500	119	14Eta Dra	2.7270	4700.0	59	48581	No

43	GOM_NL__2PRFIN20110615_032735_000000483103_00291_48581_4328.N1	15-JUN-2011 03:27:35	Bright	47.500	89	5Alp Cep	2.4510	8000.0	95	48581	No
44	GOM_NL__2PRFIN20110615_033359_000000563103_00291_48581_4329.N1	15-JUN-2011 03:33:59	Bright	56.000	74	11Bet Cas	2.2680	6600.0	112	48581	No
45	GOM_NL__2PRFIN20110615_033522_000000633103_00291_48581_4330.N1	15-JUN-2011 03:35:22	Bright	63.000	68	18Alp Cas	2.2250	4500.0	126	48581	No
46	GOM_NL__2PRFIN20110615_034030_000000413103_00291_48581_4331.N1	15-JUN-2011 03:40:30	Bright	41.000	73	57Gam1And	2.2600	13100.	82	48581	No
47	GOM_NL__2PRFIN20110615_034250_000000583103_00291_48581_4332.N1	15-JUN-2011 03:42:50	Twilight	58.000	53	43Bet And	2.0480	3300.0	116	48581	No
48	GOM_NL__2PRFIN20110615_034620_000000483103_00291_48581_4333.N1	15-JUN-2011 03:46:20	Twilight	47.500	50	13Alp Ari	2.0070	4250.0	95	48581	No
49	GOM_NL__2PRFIN20110615_040159_000000553103_00291_48581_4334.N1	15-JUN-2011 04:01:59	Dark	54.500	52	16Bet Cet	2.0370	4500.0	109	48581	No
50	GOM_NL__2PRFIN20110615_040811_000000523103_00291_48581_4335.N1	15-JUN-2011 04:08:11	Dark	52.000	84	Alp Phe	2.3970	4500.0	104	48581	No
51	GOM_NL__2PRFIN20110615_041423_000000503103_00292_48582_4965.N1	15-JUN-2011 04:14:23	Dark	49.500	63	Bet Gru	2.1500	2800.0	99	48582	No
52	GOM_NL__2PRFIN20110615_041626_000000513103_00292_48582_4966.N1	15-JUN-2011 04:16:26	Dark	50.500	31	Alp Gru	1.7340	15200.	101	48582	No
53	GOM_NL__2PRFIN20110615_041819_000000513103_00292_48582_4967.N1	15-JUN-2011 04:18:19	Straylight	51.000	172	Gam Gru	3.0030	13100.	102	48582	No
54	GOM_NL__2PRFIN20110615_042015_000000423103_00292_48582_4968.N1	15-JUN-2011 04:20:15	Straylight	42.000	45	Alp Pav	1.9400	26000.	84	48582	No
55	GOM_NL__2PRFIN20110615_042952_000000483103_00292_48582_4969.N1	15-JUN-2011 04:29:52	Twilight	47.500	38	20Eps Sgr	1.8360	11000.	95	48582	No
56	GOM_NL__2PRFIN20110615_043122_000000503103_00292_48582_4970.N1	15-JUN-2011 04:31:22	Twilight	49.500	116	19Del Sgr	2.7000	4100.0	99	48582	No
57	GOM_NL__2PRFIN20110615_043639_000000393103_00292_48582_4971.N1	15-JUN-2011 04:36:39	Bright	39.000	86	35Eta Oph	2.4300	10200.	78	48582	No
58	GOM_NL__2PRFIN20110615_044310_000000473103_00292_48582_4972.N1	15-JUN-2011 04:43:10	Bright	47.000	126	60Bet Oph	2.7700	4250.0	94	48582	No
59	GOM_NL__2PRFIN20110615_044541_000000423103_00292_48582_4973.N1	15-JUN-2011 04:45:41	Bright	42.000	59	55Alp Oph	2.0800	8900.0	84	48582	No
60	GOM_NL__2PRFIN20110615_044740_000000383103_00292_48582_4974.N1	15-JUN-2011 04:47:40	Bright	37.500	127	27Bet Her	2.7810	4700.0	75	48582	No
61	GOM_NL__2PRFIN20110615_045041_000000403103_00292_48582_4975.N1	15-JUN-2011 04:50:41	Bright	40.000	133	40Zet Her	2.8070	6000.0	80	48582	No
62	GOM_NL__2PRFIN20110615_045728_000000413103_00292_48582_4976.N1	15-JUN-2011 04:57:28	Bright	40.500	130	23Bet Dra	2.7990	5800.0	81	48582	No
63	GOM_NL__2PRFIN20110615_050748_000000493103_00292_48582_4977.N1	15-JUN-2011 05:07:48	Bright	48.500	89	5Alp Cep	2.4510	8000.0	97	48582	No
64	GOM_NL__2PRFIN20110615_051413_000000653103_00292_48582_4978.N1	15-JUN-2011 05:14:13	Bright	65.000	74	11Bet Cas	2.2680	6600.0	130	48582	No
65	GOM_NL__2PRFIN20110615_051536_000000453103_00292_48582_4979.N1	15-JUN-2011 05:15:36	Bright	45.000	68	18Alp Cas	2.2250	4500.0	90	48582	No
66	GOM_NL__2PRFIN20110615_052045_000000413103_00292_48582_4980.N1	15-JUN-2011 05:20:45	Bright	41.000	73	57Gam1And	2.2600	13100.	82	48582	No
67	GOM_NL__2PRFIN20110615_052304_000000573103_00292_48582_4981.N1	15-JUN-2011 05:23:04	Twilight	56.500	53	43Bet And	2.0480	3300.0	113	48582	No
68	GOM_NL__2PRFIN20110615_052634_000000533103_00292_48582_4982.N1	15-JUN-2011 05:26:34	Twilight	52.500	50	13Alp Ari	2.0070	4250.0	105	48582	No
69	GOM_NL__2PRFIN20110615_054214_000000553103_00292_48582_4983.N1	15-JUN-2011 05:42:14	Dark	54.500	52	16Bet Cet	2.0370	4500.0	109	48582	No
70	GOM_NL__2PRFIN20110615_054826_000000503103_00292_48582_4984.N1	15-JUN-2011 05:48:26	Dark	50.000	84	Alp Phe	2.3970	4500.0	100	48582	No
71	GOM_NL__2PRFIN20110615_055438_000000503103_00293_48583_5307.N1	15-JUN-2011 05:54:38	Dark	50.000	63	Bet Gru	2.1500	2800.0	100	48583	No
72	GOM_NL__2PRFIN20110615_055641_000000493103_00293_48583_5308.N1	15-JUN-2011 05:56:41	Dark	49.000	31	Alp Gru	1.7340	15200.	98	48583	No
73	GOM_NL__2PRFIN20110615_055835_000000513103_00293_48583_5309.N1	15-JUN-2011 05:58:35	Straylight	51.000	172	Gam Gru	3.0030	13100.	102	48583	No
74	GOM_NL__2PRFIN20110615_060030_000000433103_00293_48583_5310.N1	15-JUN-2011 06:00:30	Straylight	43.000	45	Alp Pav	1.9400	26000.	86	48583	No
75	GOM_NL__2PRFIN20110615_061007_000000473103_00293_48583_5311.N1	15-JUN-2011 06:10:07	Twilight	46.500	38	20Eps Sgr	1.8360	11000.	93	48583	No
76	GOM_NL__2PRFIN20110615_061136_000000503103_00293_48583_5312.N1	15-JUN-2011 06:11:36	Twilight	50.000	116	19Del Sgr	2.7000	4100.0	100	48583	No
77	GOM_NL__2PRFIN20110615_061653_000000393103_00293_48583_5313.N1	15-JUN-2011 06:16:53	Bright	39.000	86	35Eta Oph	2.4300	10200.	78	48583	No
78	GOM_NL__2PRFIN20110615_062324_000000453103_00293_48583_5314.N1	15-JUN-2011 06:23:24	Bright	44.500	126	60Bet Oph	2.7700	4250.0	89	48583	No
79	GOM_NL__2PRFIN20110615_062554_000000423103_00293_48583_5315.N1	15-JUN-2011 06:25:54	Bright	42.000	59	55Alp Oph	2.0800	8900.0	84	48583	No
80	GOM_NL__2PRFIN20110615_062754_000000363103_00293_48583_5316.N1	15-JUN-2011 06:27:54	Bright	36.000	127	27Bet Her	2.7810	4700.0	72	48583	No
81	GOM_NL__2PRFIN20110615_063055_000000373103_00293_48583_5317.N1	15-JUN-2011 06:30:55	Bright	36.500	133	40Zet Her	2.8070	6000.0	73	48583	No
82	GOM_NL__2PRFIN20110615_063741_000000413103_00293_48583_5318.N1	15-JUN-2011 06:37:41	Bright	40.500	130	23Bet Dra	2.7990	5800.0	81	48583	No
83	GOM_NL__2PRFIN20110615_064801_000000473103_00293_48583_5319.N1	15-JUN-2011 06:48:01	Bright	47.000	89	5Alp Cep	2.4510	8000.0	94	48583	No
84	GOM_NL__2PRFIN20110615_065427_000000453103_00293_48583_5320.N1	15-JUN-2011 06:54:27	Bright	45.000	74	11Bet Cas	2.2680	6600.0	90	48583	No
85	GOM_NL__2PRFIN20110615_065550_000000443103_00293_48583_5321.N1	15-JUN-2011 06:55:50	Bright	44.000	68	18Alp Cas	2.2250	4500.0	88	48583	No
86	GOM_NL__2PRFIN20110615_070059_000000413103_00293_48583_5322.N1	15-JUN-2011 07:00:59	Bright	40.500	73	57Gam1And	2.2600	13100.	81	48583	No
87	GOM_NL__2PRFIN20110615_070319_000000573103_00293_48583_5323.N1	15-JUN-2011 07:03:19	Twilight	56.500	53	43Bet And	2.0480	3300.0	113	48583	No
88	GOM_NL__2PRFIN20110615_070649_000000483103_00293_48583_5324.N1	15-JUN-2011 07:06:49	Twilight	48.000	50	13Alp Ari	2.0070	4250.0	96	48583	No
89	GOM_NL__2PRFIN20110615_072229_000000553103_00293_48583_5325.N1	15-JUN-2011 07:22:29	Dark	55.000	52	16Bet Cet	2.0370	4500.0	110	48583	No
90	GOM_NL__2PRFIN20110615_072841_000000443103_00293_48583_5326.N1	15-JUN-2011 07:28:41	Dark	43.500	84	Alp Phe	2.3970	4500.0	87	48583	No
91	GOM_NL__2PRFIN20110615_073453_000000523103_00294_48584_5307.N1	15-JUN-2011 07:34:53	Dark	51.500	63	Bet Gru	2.1500	2800.0	103	48584	No
92	GOM_NL__2PRFIN20110615_073656_000000483103_00294_48584_5308.N1	15-JUN-2011 07:36:56	Dark	48.000	31	Alp Gru	1.7340	15200.	96	48584	No
93	GOM_NL__2PRFIN20110615_073850_000000503103_00294_48584_5309.N1	15-JUN-2011 07:38:50	Straylight	50.000	172	Gam Gru	3.0030	13100.	100	48584	No
94	GOM_NL__2PRFIN20110615_074045_000000443103_00294_48584_5310.N1	15-JUN-2011 07:40:45	Straylight	43.500	45	Alp Pav	1.9400	26000.	87	48584	No
95	GOM_NL__2PRFIN20110615_075021_000000493103_00294_48584_5311.N1	15-JUN-2011 07:50:21	Twilight	49.000	38	20Eps Sgr	1.8360	11000.	98	48584	No
96	GOM_NL__2PRFIN20110615_075151_000000533103_00294_48584_5312.N1	15-JUN-2011 07:51:51	Twilight	53.000	116	19Del Sgr	2.7000	4100.0	106	48584	No
97	GOM_NL__2PRFIN20110615_075707_000000393103_00294_48584_5313.N1	15-JUN-2011 07:57:07	Bright	38.500	86	35Eta Oph	2.4300	10200.	77	48584	No
98	GOM_NL__2PRFIN20110615_080338_000000443103_00294_48584_5314.N1	15-JUN-2011 08:03:38	Bright	44.000	126	60Bet Oph	2.7700	4250.0	88	48584	No
99	GOM_NL__2PRFIN20110615_080608_000000463103_00294_48584_5315.N1	15-JUN-2011 08:06:08	Bright	45.500	59	55Alp Oph	2.0800	8900.0	91	48584	No
100	GOM_NL__2PRFIN20110615_080808_000000393103_00294_48584_5316.N1	15-JUN-2011 08:08:08	Bright	39.000	127	27Bet Her	2.7810	4700.0	78	48584	No
101	GOM_NL__2PRFIN20110615_081109_000000383103_00294_48584_5317.N1	15-JUN-2011 08:11:09	Bright	37.500	133	40Zet Her	2.8070	6000.0	75	48584	No

102	GOM_NL__2PRFIN20110615_081755_000000413103_00294_48584_5318.N1	15-JUN-2011 08:17:55	Bright	41.000	130	23Bet Dra	2.7990	5800.0	82	48584	No
103	GOM_NL__2PRFIN20110615_082815_000000483103_00294_48584_5319.N1	15-JUN-2011 08:28:15	Bright	48.000	89	5Alp Cep	2.4510	8000.0	96	48584	No
104	GOM_NL__2PRFIN20110615_083440_000000453103_00294_48584_5320.N1	15-JUN-2011 08:34:40	Bright	44.500	74	11Bet Cas	2.2680	6600.0	89	48584	No
105	GOM_NL__2PRFIN20110615_083603_000000453103_00294_48584_5321.N1	15-JUN-2011 08:36:03	Bright	44.500	68	18Alp Cas	2.2250	4500.0	89	48584	No
106	GOM_NL__2PRFIN20110615_084113_000000413103_00294_48584_5322.N1	15-JUN-2011 08:41:13	Bright	40.500	73	57Gam1And	2.2600	13100.	81	48584	No
107	GOM_NL__2PRFIN20110615_084333_000000573103_00294_48584_5323.N1	15-JUN-2011 08:43:33	Twilight	57.000	53	43Bet And	2.0480	3300.0	114	48584	No
108	GOM_NL__2PRFIN20110615_084703_000000493103_00294_48584_5324.N1	15-JUN-2011 08:47:03	Twilight	49.000	50	13Alp Ari	2.0070	4250.0	98	48584	No
109	GOM_NL__2PRFIN20110615_090244_000000553103_00294_48584_5325.N1	15-JUN-2011 09:02:44	Dark	55.000	52	16Bet Cet	2.0370	4500.0	110	48584	No
110	GOM_NL__2PRFIN20110615_090856_000000453103_00294_48584_5326.N1	15-JUN-2011 09:08:56	Dark	44.500	84	Alp Phe	2.3970	4500.0	89	48584	No
111	GOM_NL__2PRFIN20110615_091508_000000663103_00295_48585_5307.N1	15-JUN-2011 09:15:08	Dark	65.500	63	Bet Gru	2.1500	2800.0	131	48585	No
112	GOM_NL__2PRFIN20110615_091711_000000523103_00295_48585_5308.N1	15-JUN-2011 09:17:11	Dark	51.500	31	Alp Gru	1.7340	15200.	103	48585	No
113	GOM_NL__2PRFIN20110615_091905_000000503103_00295_48585_5309.N1	15-JUN-2011 09:19:05	Straylight	50.000	172	Gam Gru	3.0030	13100.	100	48585	No
114	GOM_NL__2PRFIN20110615_092059_000000453103_00295_48585_5310.N1	15-JUN-2011 09:20:59	Straylight	45.000	45	Alp Pav	1.9400	26000.	90	48585	No
115	GOM_NL__2PRFIN20110615_093035_000000493103_00295_48585_5311.N1	15-JUN-2011 09:30:35	Twilight	48.500	38	20Eps Sgr	1.8360	11000.	97	48585	No
116	GOM_NL__2PRFIN20110615_093205_000000533103_00295_48585_5312.N1	15-JUN-2011 09:32:05	Twilight	52.500	116	19Del Sgr	2.7000	4100.0	105	48585	No
117	GOM_NL__2PRFIN20110615_093722_000000393103_00295_48585_5313.N1	15-JUN-2011 09:37:22	Bright	39.000	86	35Eta Oph	2.4300	10200.	78	48585	No
118	GOM_NL__2PRFIN20110615_094352_000000443103_00295_48585_5314.N1	15-JUN-2011 09:43:52	Bright	43.500	126	60Bet Oph	2.7700	4250.0	87	48585	No
119	GOM_NL__2PRFIN20110615_094622_000000433103_00295_48585_5315.N1	15-JUN-2011 09:46:22	Bright	43.000	59	55Alp Oph	2.0800	8900.0	86	48585	No
120	GOM_NL__2PRFIN20110615_094822_000000383103_00295_48585_5316.N1	15-JUN-2011 09:48:22	Bright	37.500	127	27Bet Her	2.7810	4700.0	75	48585	No
121	GOM_NL__2PRFIN20110615_095122_000000403103_00295_48585_5317.N1	15-JUN-2011 09:51:22	Bright	39.500	133	40Zet Her	2.8070	6000.0	79	48585	No
122	GOM_NL__2PRFIN20110615_095809_000000423103_00295_48585_5318.N1	15-JUN-2011 09:58:09	Bright	41.500	130	23Bet Dra	2.7990	5800.0	83	48585	No
123	GOM_NL__2PRFIN20110615_100828_000000483103_00295_48585_5319.N1	15-JUN-2011 10:08:28	Bright	47.500	89	5Alp Cep	2.4510	8000.0	95	48585	No
124	GOM_NL__2PRFIN20110615_101454_000000453103_00295_48585_5320.N1	15-JUN-2011 10:14:54	Bright	45.000	74	11Bet Cas	2.2680	6600.0	90	48585	No
125	GOM_NL__2PRFIN20110615_101617_000000453103_00295_48585_5321.N1	15-JUN-2011 10:16:17	Bright	45.000	68	18Alp Cas	2.2250	4500.0	90	48585	No
126	GOM_NL__2PRFIN20110615_102127_000000413103_00295_48585_5322.N1	15-JUN-2011 10:21:27	Bright	41.000	73	57Gam1And	2.2600	13100.	82	48585	No
127	GOM_NL__2PRFIN20110615_102347_000000543103_00295_48585_5323.N1	15-JUN-2011 10:23:47	Twilight	53.500	53	43Bet And	2.0480	3300.0	107	48585	No
128	GOM_NL__2PRFIN20110615_102717_000000473103_00295_48585_5324.N1	15-JUN-2011 10:27:17	Twilight	47.000	50	13Alp Ari	2.0070	4250.0	94	48585	No
129	GOM_NL__2PRFIN20110615_104259_000000603103_00295_48585_5325.N1	15-JUN-2011 10:42:59	Dark	59.500	52	16Bet Cet	2.0370	4500.0	119	48585	No
130	GOM_NL__2PRFIN20110615_104910_000000453103_00295_48585_5326.N1	15-JUN-2011 10:49:10	Dark	44.500	84	Alp Phe	2.3970	4500.0	89	48585	No
131	GOM_NL__2PRFIN20110615_105523_000000573103_00296_48586_5307.N1	15-JUN-2011 10:55:23	Dark	57.000	63	Bet Gru	2.1500	2800.0	114	48586	No
132	GOM_NL__2PRFIN20110615_105726_000000473103_00296_48586_5308.N1	15-JUN-2011 10:57:26	Dark	47.000	31	Alp Gru	1.7340	15200.	94	48586	No
133	GOM_NL__2PRFIN20110615_105921_000000493103_00296_48586_5309.N1	15-JUN-2011 10:59:21	Straylight	49.000	172	Gam Gru	3.0030	13100.	98	48586	No
134	GOM_NL__2PRFIN20110615_110114_000000443103_00296_48586_5310.N1	15-JUN-2011 11:01:14	Straylight	43.500	45	Alp Pav	1.9400	26000.	87	48586	No
135	GOM_NL__2PRFIN20110615_111050_000000503103_00296_48586_5311.N1	15-JUN-2011 11:10:50	Twilight	50.000	38	20Eps Sgr	1.8360	11000.	100	48586	No
136	GOM_NL__2PRFIN20110615_111219_000000523103_00296_48586_5312.N1	15-JUN-2011 11:12:19	Twilight	51.500	116	19Del Sgr	2.7000	4100.0	103	48586	No
137	GOM_NL__2PRFIN20110615_111736_000000393103_00296_48586_5313.N1	15-JUN-2011 11:17:36	Bright	38.500	86	35Eta Oph	2.4300	10200.	77	48586	No
138	GOM_NL__2PRFIN20110615_112405_000000423103_00296_48586_5314.N1	15-JUN-2011 11:24:05	Bright	42.000	126	60Bet Oph	2.7700	4250.0	84	48586	No
139	GOM_NL__2PRFIN20110615_112635_000000423103_00296_48586_5315.N1	15-JUN-2011 11:26:35	Bright	42.000	59	55Alp Oph	2.0800	8900.0	84	48586	No
140	GOM_NL__2PRFIN20110615_112835_000000383103_00296_48586_5316.N1	15-JUN-2011 11:28:35	Bright	37.500	127	27Bet Her	2.7810	4700.0	75	48586	No
141	GOM_NL__2PRFIN20110615_113136_000000383103_00296_48586_5317.N1	15-JUN-2011 11:31:36	Bright	38.000	133	40Zet Her	2.8070	6000.0	76	48586	No
142	GOM_NL__2PRFIN20110615_113822_000000413103_00296_48586_5318.N1	15-JUN-2011 11:38:22	Bright	41.000	130	23Bet Dra	2.7990	5800.0	82	48586	No
143	GOM_NL__2PRFIN20110615_114841_000000483103_00296_48586_5319.N1	15-JUN-2011 11:48:41	Bright	48.000	89	5Alp Cep	2.4510	8000.0	96	48586	No
144	GOM_NL__2PRFIN20110615_115507_000000453103_00296_48586_5320.N1	15-JUN-2011 11:55:07	Bright	45.000	74	11Bet Cas	2.2680	6600.0	90	48586	No
145	GOM_NL__2PRFIN20110615_115631_000000413103_00296_48586_5321.N1	15-JUN-2011 11:56:31	Bright	41.000	68	18Alp Cas	2.2250	4500.0	82	48586	No
146	GOM_NL__2PRFIN20110615_120140_000000413103_00296_48586_5322.N1	15-JUN-2011 12:01:40	Bright	40.500	73	57Gam1And	2.2600	13100.	81	48586	No
147	GOM_NL__2PRFIN20110615_120400_000000563103_00296_48586_5323.N1	15-JUN-2011 12:04:00	Twilight	56.000	53	43Bet And	2.0480	3300.0	112	48586	No
148	GOM_NL__2PRFIN20110615_120731_000000473103_00296_48586_5324.N1	15-JUN-2011 12:07:31	Twilight	46.500	50	13Alp Ari	2.0070	4250.0	93	48586	No
149	GOM_NL__2PRFIN20110615_122314_000000543103_00296_48586_5325.N1	15-JUN-2011 12:23:14	Dark	53.500	52	16Bet Cet	2.0370	4500.0	107	48586	No
150	GOM_NL__2PRFIN20110615_122925_000000463103_00296_48586_5326.N1	15-JUN-2011 12:29:25	Dark	45.500	84	Alp Phe	2.3970	4500.0	91	48586	No
151	GOM_NL__2PRFIN20110615_123538_000000523103_00297_48587_5307.N1	15-JUN-2011 12:35:38	Dark	52.000	63	Bet Gru	2.1500	2800.0	104	48587	No
152	GOM_NL__2PRFIN20110615_123740_000000513103_00297_48587_5308.N1	15-JUN-2011 12:37:40	Dark	50.500	31	Alp Gru	1.7340	15200.	101	48587	No
153	GOM_NL__2PRFIN20110615_123936_000000493103_00297_48587_5309.N1	15-JUN-2011 12:39:36	Straylight	49.000	172	Gam Gru	3.0030	13100.	98	48587	No
154	GOM_NL__2PRFIN20110615_124128_000000453103_00297_48587_5310.N1	15-JUN-2011 12:41:28	Straylight	44.500	45	Alp Pav	1.9400	26000.	89	48587	No
155	GOM_NL__2PRFIN20110615_125104_000000483103_00297_48587_5311.N1	15-JUN-2011 12:51:04	Twilight	48.000	38	20Eps Sgr	1.8360	11000.	96	48587	No
156	GOM_NL__2PRFIN20110615_125233_000000473103_00297_48587_5312.N1	15-JUN-2011 12:52:33	Twilight	46.500	116	19Del Sgr	2.7000	4100.0	93	48587	No
157	GOM_NL__2PRFIN20110615_125750_000000393103_00297_48587_5313.N1	15-JUN-2011 12:57:50	Bright	39.000	86	35Eta Oph	2.4300	10200.	78	48587	No
158	GOM_NL__2PRFIN20110615_130419_000000443103_00297_48587_5314.N1	15-JUN-2011 13:04:19	Bright	43.500	126	60Bet Oph	2.7700	4250.0	87	48587	No
159	GOM_NL__2PRFIN20110615_130649_000000453103_00297_48587_5315.N1	15-JUN-2011 13:06:49	Bright	44.500	59	55Alp Oph	2.0800	8900.0	89	48587	No
160	GOM_NL__2PRFIN20110615_130849_000000363103_00297_48587_5316.N1	15-JUN-2011 13:08:49	Bright	36.000	127	27Bet Her	2.7810	4700.0	72	48587	No

161	GOM_NL__2PRFIN20110615_131150_000000393103_00297_48587_5317.N1	15-JUN-2011 13:11:50	Bright	39.000	133	40Zet Her	2.8070	6000.0	78	48587	No
162	GOM_NL__2PRFIN20110615_131836_000000403103_00297_48587_5318.N1	15-JUN-2011 13:18:36	Bright	40.000	130	23Bet Dra	2.7990	5800.0	80	48587	No
163	GOM_NL__2PRFIN20110615_132855_000000453103_00297_48587_5319.N1	15-JUN-2011 13:28:55	Bright	45.000	89	5Alp Cep	2.4510	8000.0	90	48587	No
164	GOM_NL__2PRFIN20110615_133521_000000573103_00297_48587_5320.N1	15-JUN-2011 13:35:21	Bright	57.000	74	11Bet Cas	2.2680	6600.0	114	48587	No
165	GOM_NL__2PRFIN20110615_133644_000000493103_00297_48587_5321.N1	15-JUN-2011 13:36:44	Bright	49.000	68	18Alp Cas	2.2250	4500.0	98	48587	No
166	GOM_NL__2PRFIN20110615_134155_000000573103_00297_48587_5322.N1	15-JUN-2011 13:41:55	Bright	57.000	73	57Gam1And	2.2600	13100.	114	48587	No
167	GOM_NL__2PRFIN20110615_134415_000000543103_00297_48587_5323.N1	15-JUN-2011 13:44:15	Twilight	54.000	53	43Bet And	2.0480	3300.0	108	48587	No
168	GOM_NL__2PRFIN20110615_134745_000000513103_00297_48587_5324.N1	15-JUN-2011 13:47:45	Twilight	50.500	50	13Alp Ari	2.0070	4250.0	101	48587	No
169	GOM_NL__2PRFIN20110615_140329_000000573103_00297_48587_5325.N1	15-JUN-2011 14:03:29	Dark	56.500	52	16Bet Cet	2.0370	4500.0	113	48587	No
170	GOM_NL__2PRFIN20110615_140940_000000463103_00297_48587_5326.N1	15-JUN-2011 14:09:40	Dark	46.000	84	Alp Phe	2.3970	4500.0	92	48587	No
171	GOM_NL__2PRFIN20110615_141553_000000523103_00298_48588_5307.N1	15-JUN-2011 14:15:53	Dark	51.500	63	Bet Gru	2.1500	2800.0	103	48588	No
172	GOM_NL__2PRFIN20110615_141755_000000493103_00298_48588_5308.N1	15-JUN-2011 14:17:55	Dark	49.000	31	Alp Gru	1.7340	15200.	98	48588	No
173	GOM_NL__2PRFIN20110615_141951_000000493103_00298_48588_5309.N1	15-JUN-2011 14:19:51	Straylight	49.000	172	Gam Gru	3.0030	13100.	98	48588	No
174	GOM_NL__2PRFIN20110615_142143_000000443103_00298_48588_5310.N1	15-JUN-2011 14:21:43	Straylight	43.500	45	Alp Pav	1.9400	26000.	87	48588	No
175	GOM_NL__2PRFIN20110615_143118_000000473103_00298_48588_5311.N1	15-JUN-2011 14:31:18	Twilight	47.000	38	20Eps Sgr	1.8360	11000.	94	48588	No
176	GOM_NL__2PRFIN20110615_143248_000000533103_00298_48588_5312.N1	15-JUN-2011 14:32:48	Twilight	52.500	116	19Del Sgr	2.7000	4100.0	105	48588	No
177	GOM_NL__2PRFIN20110615_143804_000000393103_00298_48588_5313.N1	15-JUN-2011 14:38:04	Bright	39.000	86	35Eta Oph	2.4300	10200.	78	48588	No
178	GOM_NL__2PRFIN20110615_144433_000000433103_00298_48588_5314.N1	15-JUN-2011 14:44:33	Bright	43.000	126	60Bet Oph	2.7700	4250.0	86	48588	No
179	GOM_NL__2PRFIN20110615_144703_000000423103_00298_48588_5315.N1	15-JUN-2011 14:47:03	Bright	42.000	59	55Alp Oph	2.0800	8900.0	84	48588	No
180	GOM_NL__2PRFIN20110615_144903_000000393103_00298_48588_5316.N1	15-JUN-2011 14:49:03	Bright	38.500	127	27Bet Her	2.7810	4700.0	77	48588	No
181	GOM_NL__2PRFIN20110615_145204_000000383103_00298_48588_5317.N1	15-JUN-2011 14:52:04	Bright	38.000	133	40Zet Her	2.8070	6000.0	76	48588	No
182	GOM_NL__2PRFIN20110615_145849_000000403103_00298_48588_5318.N1	15-JUN-2011 14:58:49	Bright	40.000	130	23Bet Dra	2.7990	5800.0	80	48588	No
183	GOM_NL__2PRFIN20110615_150908_000000453103_00298_48588_5319.N1	15-JUN-2011 15:09:08	Bright	45.000	89	5Alp Cep	2.4510	8000.0	90	48588	No
184	GOM_NL__2PRFIN20110615_151535_000000653103_00298_48588_5320.N1	15-JUN-2011 15:15:35	Bright	65.000	74	11Bet Cas	2.2680	6600.0	130	48588	No
185	GOM_NL__2PRFIN20110615_151658_000000453103_00298_48588_5321.N1	15-JUN-2011 15:16:58	Bright	44.500	68	18Alp Cas	2.2250	4500.0	89	48588	No
186	GOM_NL__2PRFIN20110615_152209_000000543103_00298_48588_5322.N1	15-JUN-2011 15:22:09	Bright	54.000	73	57Gam1And	2.2600	13100.	108	48588	No
187	GOM_NL__2PRFIN20110615_152429_000000593103_00298_48588_5323.N1	15-JUN-2011 15:24:29	Twilight	59.000	53	43Bet And	2.0480	3300.0	118	48588	No
188	GOM_NL__2PRFIN20110615_152800_000000473103_00298_48588_5324.N1	15-JUN-2011 15:28:00	Twilight	47.000	50	13Alp Ari	2.0070	4250.0	94	48588	No
189	GOM_NL__2PRFIN20110615_154344_000000583103_00298_48588_5325.N1	15-JUN-2011 15:43:44	Dark	58.000	52	16Bet Cet	2.0370	4500.0	116	48588	No
190	GOM_NL__2PRFIN20110615_154955_000000453103_00298_48588_5326.N1	15-JUN-2011 15:49:55	Dark	44.500	84	Alp Phe	2.3970	4500.0	89	48588	No
191	GOM_NL__2PRFIN20110615_155608_000000533103_00299_48589_5307.N1	15-JUN-2011 15:56:08	Dark	53.000	63	Bet Gru	2.1500	2800.0	106	48589	No
192	GOM_NL__2PRFIN20110615_155810_000000493103_00299_48589_5308.N1	15-JUN-2011 15:58:10	Dark	49.000	31	Alp Gru	1.7340	15200.	98	48589	No
193	GOM_NL__2PRFIN20110615_160006_000000493103_00299_48589_5309.N1	15-JUN-2011 16:00:06	Straylight	49.000	172	Gam Gru	3.0030	13100.	98	48589	No
194	GOM_NL__2PRFIN20110615_160157_000000423103_00299_48589_5310.N1	15-JUN-2011 16:01:57	Straylight	42.000	45	Alp Pav	1.9400	26000.	84	48589	No
195	GOM_NL__2PRFIN20110615_161133_000000493103_00299_48589_5311.N1	15-JUN-2011 16:11:33	Twilight	48.500	38	20Eps Sgr	1.8360	11000.	97	48589	No
196	GOM_NL__2PRFIN20110615_161302_000000503103_00299_48589_5312.N1	15-JUN-2011 16:13:02	Twilight	49.500	116	19Del Sgr	2.7000	4100.0	99	48589	No
197	GOM_NL__2PRFIN20110615_161818_000000403103_00299_48589_5313.N1	15-JUN-2011 16:18:18	Bright	40.000	86	35Eta Oph	2.4300	10200.	80	48589	No
198	GOM_NL__2PRFIN20110615_162447_000000443103_00299_48589_5314.N1	15-JUN-2011 16:24:47	Bright	43.500	126	60Bet Oph	2.7700	4250.0	87	48589	No
199	GOM_NL__2PRFIN20110615_162717_000000443103_00299_48589_5315.N1	15-JUN-2011 16:27:17	Bright	43.500	59	55Alp Oph	2.0800	8900.0	87	48589	No
200	GOM_NL__2PRFIN20110615_162917_000000363103_00299_48589_5316.N1	15-JUN-2011 16:29:17	Bright	36.000	127	27Bet Her	2.7810	4700.0	72	48589	No
201	GOM_NL__2PRFIN20110615_163218_000000373103_00299_48589_5317.N1	15-JUN-2011 16:32:18	Bright	37.000	133	40Zet Her	2.8070	6000.0	74	48589	No
202	GOM_NL__2PRFIN20110615_163903_000000423103_00299_48589_5318.N1	15-JUN-2011 16:39:03	Bright	41.500	130	23Bet Dra	2.7990	5800.0	83	48589	No
203	GOM_NL__2PRFIN20110615_164921_000000493103_00299_48589_5319.N1	15-JUN-2011 16:49:21	Bright	48.500	89	5Alp Cep	2.4510	8000.0	97	48589	No
204	GOM_NL__2PRFIN20110615_165548_000000653103_00299_48589_5320.N1	15-JUN-2011 16:55:48	Bright	65.000	74	11Bet Cas	2.2680	6600.0	130	48589	No
205	GOM_NL__2PRFIN20110615_165712_000000633103_00299_48589_5321.N1	15-JUN-2011 16:57:12	Bright	63.000	68	18Alp Cas	2.2250	4500.0	126	48589	No
206	GOM_NL__2PRFIN20110615_170223_000000473103_00299_48589_5322.N1	15-JUN-2011 17:02:23	Bright	46.500	73	57Gam1And	2.2600	13100.	93	48589	No
207	GOM_NL__2PRFIN20110615_170443_000000573103_00299_48589_5323.N1	15-JUN-2011 17:04:43	Twilight	56.500	53	43Bet And	2.0480	3300.0	113	48589	No
208	GOM_NL__2PRFIN20110615_170814_000000473103_00299_48589_5324.N1	15-JUN-2011 17:08:14	Twilight	46.500	50	13Alp Ari	2.0070	4250.0	93	48589	No
209	GOM_NL__2PRFIN20110615_172359_000000553103_00299_48589_5325.N1	15-JUN-2011 17:23:59	Dark	55.000	52	16Bet Cet	2.0370	4500.0	110	48589	No
210	GOM_NL__2PRFIN20110615_173010_000000443103_00299_48589_5326.N1	15-JUN-2011 17:30:10	Dark	43.500	84	Alp Phe	2.3970	4500.0	87	48589	No
211	GOM_NL__2PRFIN20110615_173622_000000573103_00300_48590_5307.N1	15-JUN-2011 17:36:22	Dark	56.500	63	Bet Gru	2.1500	2800.0	113	48590	No
212	GOM_NL__2PRFIN20110615_173825_000000513103_00300_48590_5308.N1	15-JUN-2011 17:38:25	Dark	50.500	31	Alp Gru	1.7340	15200.	101	48590	No
213	GOM_NL__2PRFIN20110615_174022_000000483103_00300_48590_5309.N1	15-JUN-2011 17:40:22	Straylight	48.000	172	Gam Gru	3.0030	13100.	96	48590	No
214	GOM_NL__2PRFIN20110615_174212_000000433103_00300_48590_5310.N1	15-JUN-2011 17:42:12	Straylight	43.000	45	Alp Pav	1.9400	26000.	86	48590	No
215	GOM_NL__2PRFIN20110615_175147_000000493103_00300_48590_5311.N1	15-JUN-2011 17:51:47	Twilight	49.000	38	20Eps Sgr	1.8360	11000.	98	48590	No
216	GOM_NL__2PRFIN20110615_175316_000000543103_00300_48590_5312.N1	15-JUN-2011 17:53:16	Twilight	53.500	116	19Del Sgr	2.7000	4100.0	107	48590	No
217	GOM_NL__2PRFIN20110615_175832_000000403103_00300_48590_5313.N1	15-JUN-2011 17:58:32	Bright	39.500	86	35Eta Oph	2.4300	10200.	79	48590	No
218	GOM_NL__2PRFIN20110615_180500_000000433103_00300_48590_5314.N1	15-JUN-2011 18:05:00	Bright	43.000	126	60Bet Oph	2.7700	4250.0	86	48590	No
219	GOM_NL__2PRFIN20110615_180730_000000443103_00300_48590_5315.N1	15-JUN-2011 18:07:30	Bright	44.000	59	55Alp Oph	2.0800	8900.0	88	48590	No

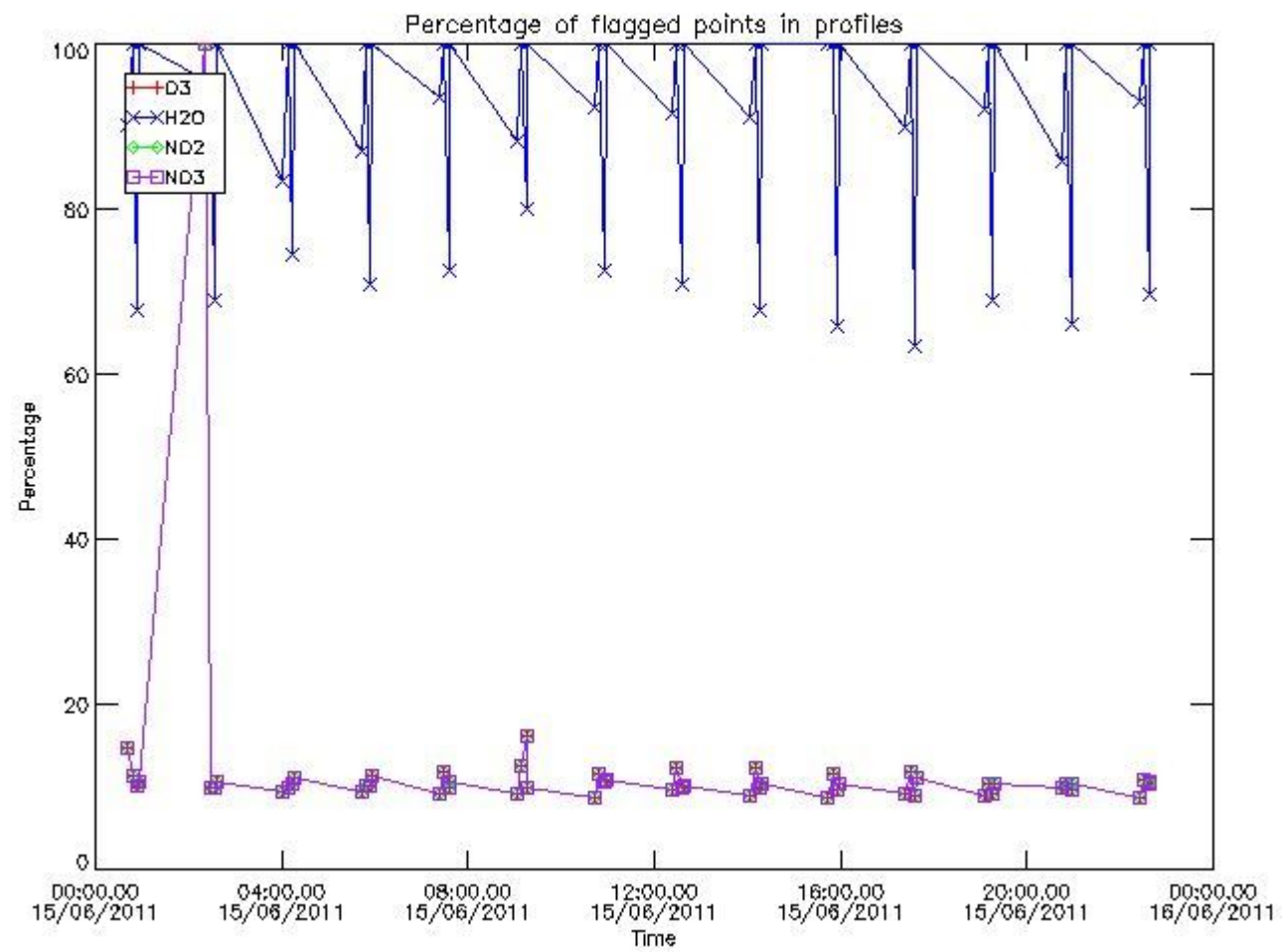
220	GOM_NL__2PRFIN20110615_180931_000000383103_00300_48590_5316.N1	15-JUN-2011 18:09:31	Bright	37.500	127	27Bet Her	2.7810	4700.0	75	48590	No
221	GOM_NL__2PRFIN20110615_181232_000000383103_00300_48590_5317.N1	15-JUN-2011 18:12:32	Bright	37.500	133	40Zet Her	2.8070	6000.0	75	48590	No
222	GOM_NL__2PRFIN20110615_181916_000000423103_00300_48590_5318.N1	15-JUN-2011 18:19:16	Bright	42.000	130	23Bet Dra	2.7990	5800.0	84	48590	No
223	GOM_NL__2PRFIN20110615_182935_000000463103_00300_48590_5319.N1	15-JUN-2011 18:29:35	Bright	46.000	89	5Alp Cep	2.4510	8000.0	92	48590	No
224	GOM_NL__2PRFIN20110615_183602_000000653103_00300_48590_5320.N1	15-JUN-2011 18:36:02	Bright	65.000	74	11Bet Cas	2.2680	6600.0	130	48590	No
225	GOM_NL__2PRFIN20110615_183726_000000633103_00300_48590_5321.N1	15-JUN-2011 18:37:26	Bright	63.000	68	18Alp Cas	2.2250	4500.0	126	48590	No
226	GOM_NL__2PRFIN20110615_184236_000000413103_00300_48590_5322.N1	15-JUN-2011 18:42:36	Bright	40.500	73	57Gam1And	2.2600	13100.	81	48590	No
227	GOM_NL__2PRFIN20110615_184457_000000603103_00300_48590_5323.N1	15-JUN-2011 18:44:57	Twilight	60.000	53	43Bet And	2.0480	3300.0	120	48590	No
228	GOM_NL__2PRFIN20110615_184828_000000493103_00300_48590_5324.N1	15-JUN-2011 18:48:28	Twilight	49.000	50	13Alp Ari	2.0070	4250.0	98	48590	No
229	GOM_NL__2PRFIN20110615_190414_000000583103_00300_48590_5325.N1	15-JUN-2011 19:04:14	Dark	57.500	52	16Bet Cet	2.0370	4500.0	115	48590	No
230	GOM_NL__2PRFIN20110615_191024_000000543103_00300_48590_5326.N1	15-JUN-2011 19:10:24	Dark	53.500	84	Alp Phe	2.3970	4500.0	107	48590	No
231	GOM_NL__2PRFIN20110615_191638_000000553103_00301_48591_5307.N1	15-JUN-2011 19:16:38	Dark	55.000	63	Bet Gru	2.1500	2800.0	110	48591	No
232	GOM_NL__2PRFIN20110615_191840_000000503103_00301_48591_5308.N1	15-JUN-2011 19:18:40	Dark	49.500	31	Alp Gru	1.7340	15200.	99	48591	No
233	GOM_NL__2PRFIN20110615_192037_000000483103_00301_48591_5309.N1	15-JUN-2011 19:20:37	Straylight	48.000	172	Gam Gru	3.0030	13100.	96	48591	No
234	GOM_NL__2PRFIN20110615_192226_000000483103_00301_48591_5310.N1	15-JUN-2011 19:22:26	Straylight	47.500	45	Alp Pav	1.9400	26000.	95	48591	No
235	GOM_NL__2PRFIN20110615_193201_000000483103_00301_48591_5311.N1	15-JUN-2011 19:32:01	Twilight	48.000	38	20Eps Sgr	1.8360	11000.	96	48591	No
236	GOM_NL__2PRFIN20110615_193330_000000513103_00301_48591_5312.N1	15-JUN-2011 19:33:30	Twilight	50.500	116	19Del Sgr	2.7000	4100.0	101	48591	No
237	GOM_NL__2PRFIN20110615_193846_000000413103_00301_48591_5313.N1	15-JUN-2011 19:38:46	Bright	40.500	86	35Eta Oph	2.4300	10200.	81	48591	No
238	GOM_NL__2PRFIN20110615_194514_000000433103_00301_48591_5314.N1	15-JUN-2011 19:45:14	Bright	43.000	126	60Bet Oph	2.7700	4250.0	86	48591	No
239	GOM_NL__2PRFIN20110615_194744_000000433103_00301_48591_5315.N1	15-JUN-2011 19:47:44	Bright	43.000	59	55Alp Oph	2.0800	8900.0	86	48591	No
240	GOM_NL__2PRFIN20110615_194945_000000363103_00301_48591_5316.N1	15-JUN-2011 19:49:45	Bright	36.000	127	27Bet Her	2.7810	4700.0	72	48591	No
241	GOM_NL__2PRFIN20110615_195245_000000383103_00301_48591_5317.N1	15-JUN-2011 19:52:45	Bright	37.500	133	40Zet Her	2.8070	6000.0	75	48591	No
242	GOM_NL__2PRFIN20110615_195930_000000423103_00301_48591_5318.N1	15-JUN-2011 19:59:30	Bright	42.000	130	23Bet Dra	2.7990	5800.0	84	48591	No
243	GOM_NL__2PRFIN20110615_200948_000000463103_00301_48591_5319.N1	15-JUN-2011 20:09:48	Bright	46.000	89	5Alp Cep	2.4510	8000.0	92	48591	No
244	GOM_NL__2PRFIN20110615_201616_000000613103_00301_48591_5320.N1	15-JUN-2011 20:16:16	Bright	60.500	74	11Bet Cas	2.2680	6600.0	121	48591	No
245	GOM_NL__2PRFIN20110615_201739_000000453103_00301_48591_5321.N1	15-JUN-2011 20:17:39	Bright	44.500	68	18Alp Cas	2.2250	4500.0	89	48591	No
246	GOM_NL__2PRFIN20110615_202250_000000423103_00301_48591_5322.N1	15-JUN-2011 20:22:50	Bright	41.500	73	57Gam1And	2.2600	13100.	83	48591	No
247	GOM_NL__2PRFIN20110615_202511_000000573103_00301_48591_5323.N1	15-JUN-2011 20:25:11	Twilight	56.500	53	43Bet And	2.0480	3300.0	113	48591	No
248	GOM_NL__2PRFIN20110615_202842_000000493103_00301_48591_5324.N1	15-JUN-2011 20:28:42	Twilight	48.500	50	13Alp Ari	2.0070	4250.0	97	48591	No
249	GOM_NL__2PRFIN20110615_204429_000000573103_00301_48591_5325.N1	15-JUN-2011 20:44:29	Dark	57.000	52	16Bet Cet	2.0370	4500.0	114	48591	No
250	GOM_NL__2PRFIN20110615_205039_000000493103_00301_48591_5326.N1	15-JUN-2011 20:50:39	Dark	49.000	84	Alp Phe	2.3970	4500.0	98	48591	No
251	GOM_NL__2PRFIN20110615_205652_000000543103_00302_48592_5307.N1	15-JUN-2011 20:56:52	Dark	53.500	63	Bet Gru	2.1500	2800.0	107	48592	No
252	GOM_NL__2PRFIN20110615_205855_000000503103_00302_48592_5308.N1	15-JUN-2011 20:58:55	Dark	49.500	31	Alp Gru	1.7340	15200.	99	48592	No
253	GOM_NL__2PRFIN20110615_210052_000000473103_00302_48592_5309.N1	15-JUN-2011 21:00:52	Straylight	47.000	172	Gam Gru	3.0030	13100.	94	48592	No
254	GOM_NL__2PRFIN20110615_210241_000000423103_00302_48592_5310.N1	15-JUN-2011 21:02:41	Straylight	41.500	45	Alp Pav	1.9400	26000.	83	48592	No
255	GOM_NL__2PRFIN20110615_211216_000000493103_00302_48592_5311.N1	15-JUN-2011 21:12:16	Twilight	49.000	38	20Eps Sgr	1.8360	11000.	98	48592	No
256	GOM_NL__2PRFIN20110615_211345_000000503103_00302_48592_5312.N1	15-JUN-2011 21:13:45	Twilight	49.500	116	19Del Sgr	2.7000	4100.0	99	48592	No
257	GOM_NL__2PRFIN20110615_211900_000000393103_00302_48592_5313.N1	15-JUN-2011 21:19:00	Bright	39.000	86	35Eta Oph	2.4300	10200.	78	48592	No
258	GOM_NL__2PRFIN20110615_212528_000000433103_00302_48592_5314.N1	15-JUN-2011 21:25:28	Bright	43.000	126	60Bet Oph	2.7700	4250.0	86	48592	No
259	GOM_NL__2PRFIN20110615_212758_000000433103_00302_48592_5315.N1	15-JUN-2011 21:27:58	Bright	43.000	59	55Alp Oph	2.0800	8900.0	86	48592	No
260	GOM_NL__2PRFIN20110615_212959_000000393103_00302_48592_5316.N1	15-JUN-2011 21:29:59	Bright	39.000	127	27Bet Her	2.7810	4700.0	78	48592	No
261	GOM_NL__2PRFIN20110615_213259_000000373103_00302_48592_5317.N1	15-JUN-2011 21:32:59	Bright	36.500	133	40Zet Her	2.8070	6000.0	73	48592	No
262	GOM_NL__2PRFIN20110615_213944_000000423103_00302_48592_5318.N1	15-JUN-2011 21:39:44	Bright	42.000	130	23Bet Dra	2.7990	5800.0	84	48592	No
263	GOM_NL__2PRFIN20110615_215001_000000483103_00302_48592_5319.N1	15-JUN-2011 21:50:01	Bright	48.000	89	5Alp Cep	2.4510	8000.0	96	48592	No
264	GOM_NL__2PRFIN20110615_215629_000000553103_00302_48592_5320.N1	15-JUN-2011 21:56:29	Bright	54.500	74	11Bet Cas	2.2680	6600.0	109	48592	No
265	GOM_NL__2PRFIN20110615_215753_000000423103_00302_48592_5321.N1	15-JUN-2011 21:57:53	Bright	42.000	68	18Alp Cas	2.2250	4500.0	84	48592	No
266	GOM_NL__2PRFIN20110615_220304_000000573103_00302_48592_5322.N1	15-JUN-2011 22:03:04	Bright	57.000	73	57Gam1And	2.2600	13100.	114	48592	No
267	GOM_NL__2PRFIN20110615_220525_000000583103_00302_48592_5323.N1	15-JUN-2011 22:05:25	Twilight	58.000	53	43Bet And	2.0480	3300.0	116	48592	No
268	GOM_NL__2PRFIN20110615_220856_000000473103_00302_48592_5324.N1	15-JUN-2011 22:08:56	Twilight	46.500	50	13Alp Ari	2.0070	4250.0	93	48592	No
269	GOM_NL__2PRFIN20110615_222444_000000583103_00302_48592_5325.N1	15-JUN-2011 22:24:44	Dark	58.000	52	16Bet Cet	2.0370	4500.0	116	48592	No
270	GOM_NL__2PRFIN20110615_223053_000000523103_00302_48592_5326.N1	15-JUN-2011 22:30:53	Dark	52.000	84	Alp Phe	2.3970	4500.0	104	48592	No
271	GOM_NL__2PRFIN20110615_223708_000000583103_00303_48593_5327.N1	15-JUN-2011 22:37:08	Dark	58.000	63	Bet Gru	2.1500	2800.0	116	48593	No
272	GOM_NL__2PRFIN20110615_223910_000000503103_00303_48593_5328.N1	15-JUN-2011 22:39:10	Dark	49.500	31	Alp Gru	1.7340	15200.	99	48593	No
273	GOM_NL__2PRFIN20110615_224108_000000473103_00303_48593_5329.N1	15-JUN-2011 22:41:08	Straylight	47.000	172	Gam Gru	3.0030	13100.	94	48593	No
274	GOM_NL__2PRFIN20110615_224256_000000443103_00303_48593_5330.N1	15-JUN-2011 22:42:56	Straylight	44.000	45	Alp Pav	1.9400	26000.	88	48593	No
275	GOM_NL__2PRFIN20110615_225230_000000483103_00303_48593_5331.N1	15-JUN-2011 22:52:30	Twilight	48.000	38	20Eps Sgr	1.8360	11000.	96	48593	No
276	GOM_NL__2PRFIN20110615_225359_000000513103_00303_48593_5332.N1	15-JUN-2011 22:53:59	Twilight	50.500	116	19Del Sgr	2.7000	4100.0	101	48593	No
277	GOM_NL__2PRFIN20110615_225914_000000403103_00303_48593_5333.N1	15-JUN-2011 22:59:14	Bright	40.000	86	35Eta Oph	2.4300	10200.	80	48593	No
278	GOM_NL__2PRFIN20110615_230542_000000443103_00303_48593_5334.N1	15-JUN-2011 23:05:42	Bright	44.000	126	60Bet Oph	2.7700	4250.0	88	48593	No

279	GOM_NL__2PRFIN20110615_230811_000000453103_00303_48593_5335.N1	15-JUN-2011 23:08:11	Bright	45.000	59	55Alp Oph	2.0800	8900.0	90	48593	No
280	GOM_NL__2PRFIN20110615_231013_000000393103_00303_48593_5336.N1	15-JUN-2011 23:10:13	Bright	38.500	127	27Bet Her	2.7810	4700.0	77	48593	No
281	GOM_NL__2PRFIN20110615_231313_000000363103_00303_48593_5337.N1	15-JUN-2011 23:13:13	Bright	36.000	133	40Zet Her	2.8070	6000.0	72	48593	No
282	GOM_NL__2PRFIN20110615_231957_000000383103_00303_48593_5338.N1	15-JUN-2011 23:19:57	Bright	37.500	130	23Bet Dra	2.7990	5800.0	75	48593	No
283	GOM_NL__2PRFIN20110615_233014_000000463103_00303_48593_5339.N1	15-JUN-2011 23:30:14	Bright	45.500	89	5Alp Cep	2.4510	8000.0	91	48593	No
284	GOM_NL__2PRFIN20110615_233643_000000653103_00303_48593_5340.N1	15-JUN-2011 23:36:43	Bright	65.000	74	11Bet Cas	2.2680	6600.0	130	48593	No
285	GOM_NL__2PRFIN20110615_233807_000000453103_00303_48593_5341.N1	15-JUN-2011 23:38:07	Bright	44.500	68	18Alp Cas	2.2250	4500.0	89	48593	No
286	GOM_NL__2PRFIN20110615_234318_000000423103_00303_48593_5342.N1	15-JUN-2011 23:43:18	Bright	41.500	73	57Gam1And	2.2600	13100.	83	48593	No
287	GOM_NL__2PRFIN20110615_234539_000000553103_00303_48593_5343.N1	15-JUN-2011 23:45:39	Twilight	55.000	53	43Bet And	2.0480	3300.0	110	48593	No
288	GOM_NL__2PRFIN20110615_234910_000000533103_00303_48593_5344.N1	15-JUN-2011 23:49:10	Twilight	52.500	50	13Alp Ari	2.0070	4250.0	105	48593	No

3. Quality information per product

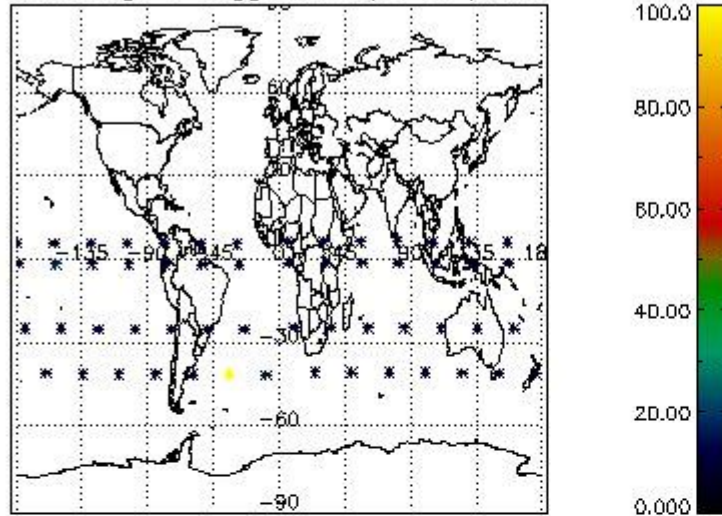
In this section it is plotted some information contained in the Quality Summary data set of the level 2 products. Only products in dark limb conditions and without errors (error flag in the MPH set to "0") are used.

3.1 Plot quality information per product (time dependant)

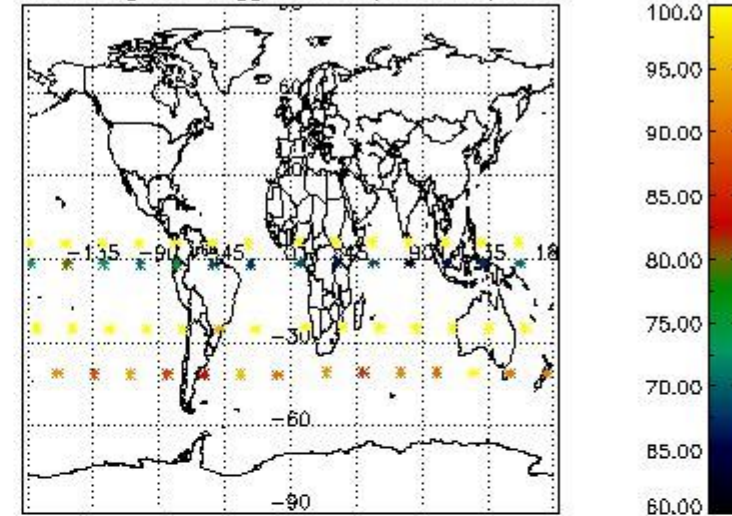


3.2 Plot quality information per product (world map)

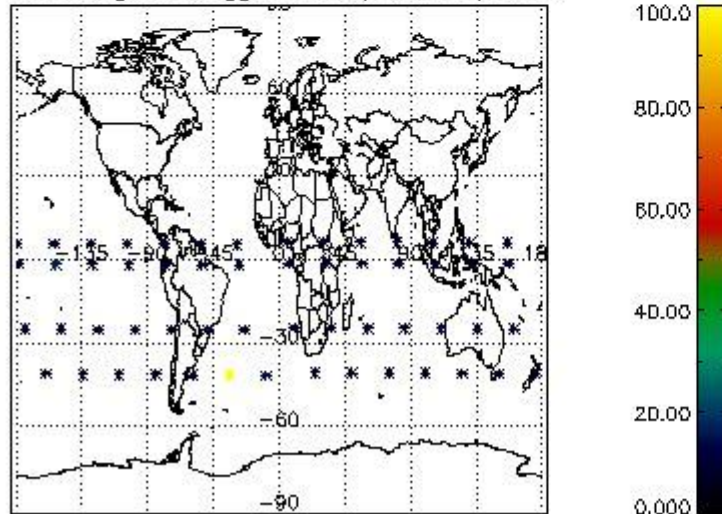
Percentage of flagged data per O3 profile



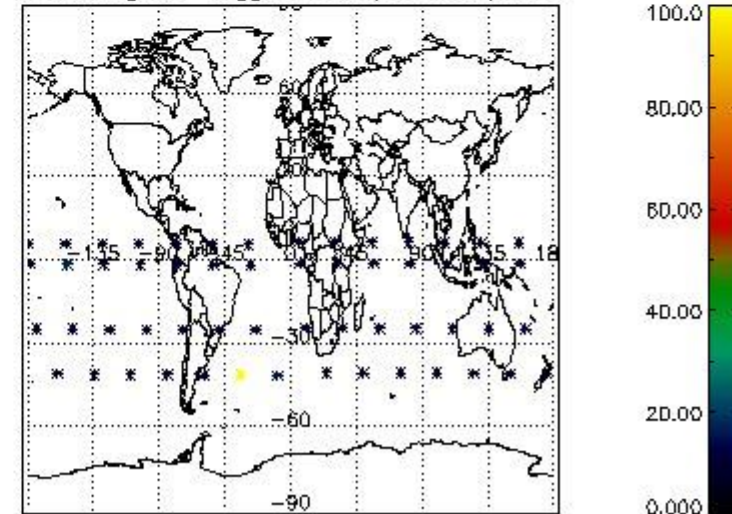
Percentage of flagged data per H2O profile



Percentage of flagged data per NO2 profile



Percentage of flagged data per NO3 profile

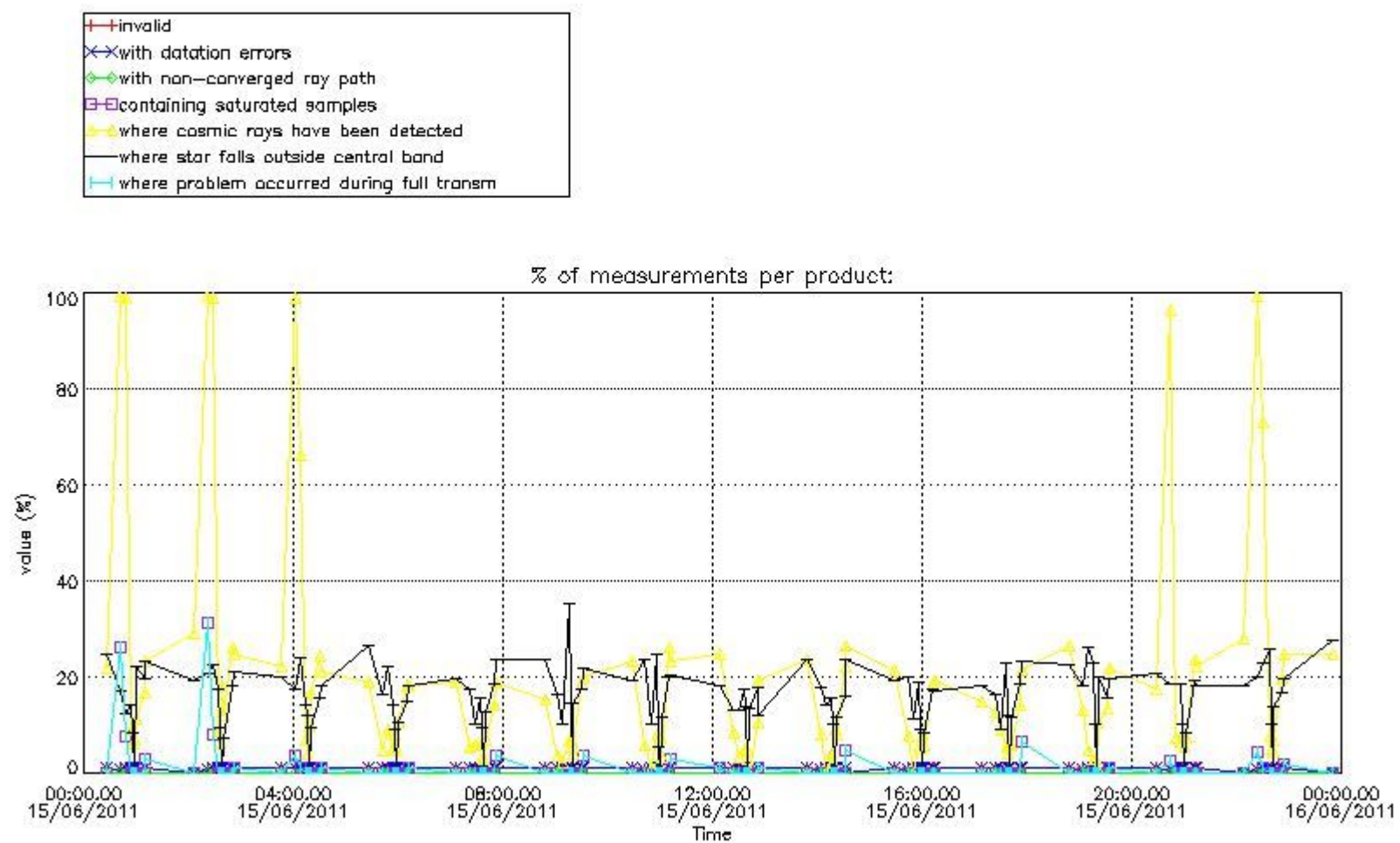


4. Level 1 quality information per product

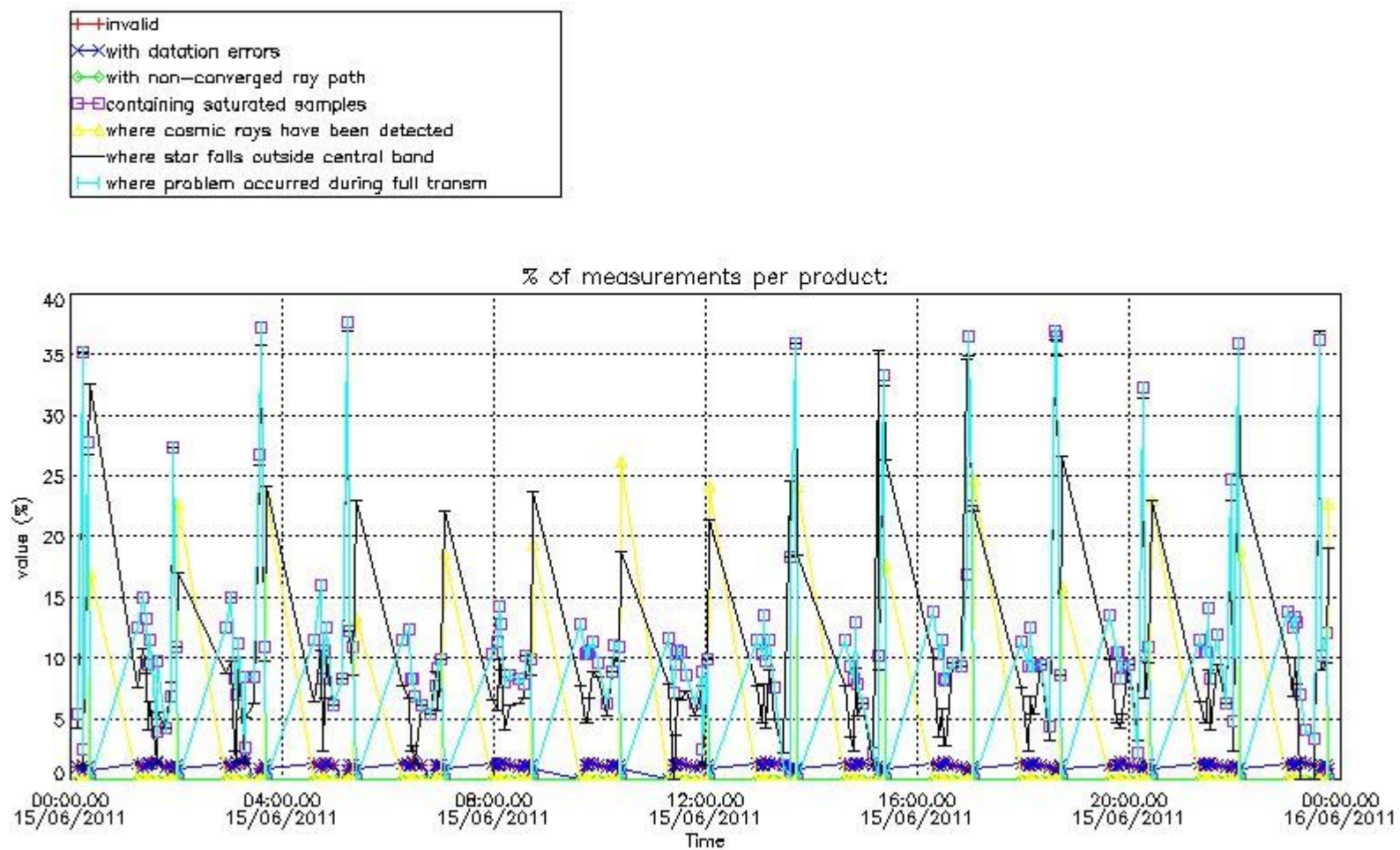
In this section it is plotted some information contained in the Quality Summary data set of the level 2 products that comes from the level 1b processing. Products without errors (error flag in the MPH set to "0") are used.

4.1 Plot quality information per product (time dependant) coming from level 1b processing

4.1.1 Plot level 1 quality information per product (time dependant): ENVISAT ASCENDING passes



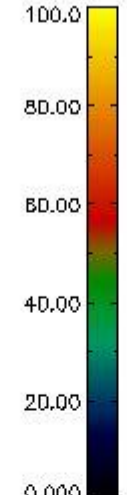
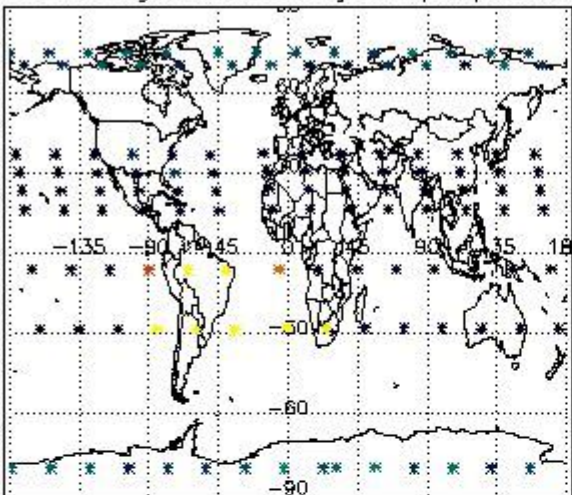
4.1.2 Plot level 1 quality information per product (time dependant): ENVI SAT DESCENDING passes



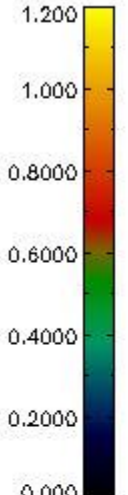
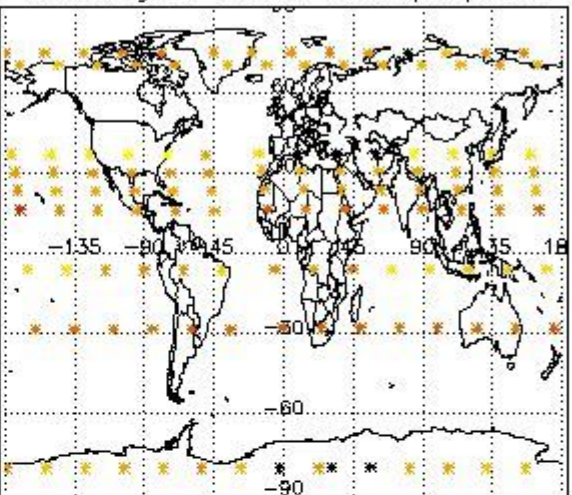
4.2 Plot quality information per product coming from level 1b processing (world map)

4.2.1 Plot level 1 quality information per product (world map): ENVISAT ASCENDING passes

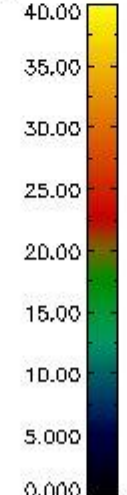
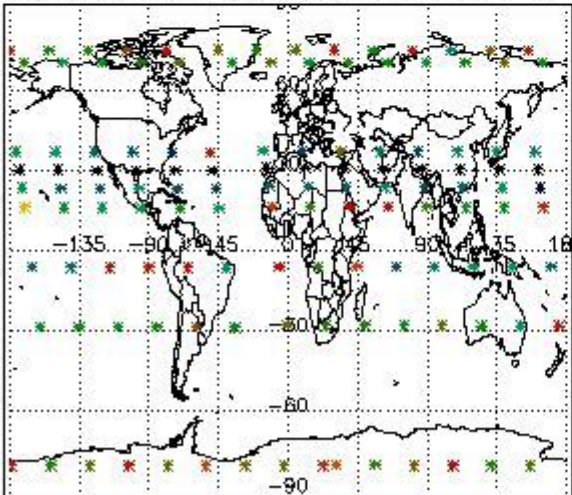
Percentage of cosmic ray hits per profile



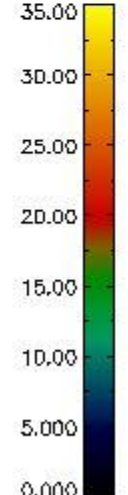
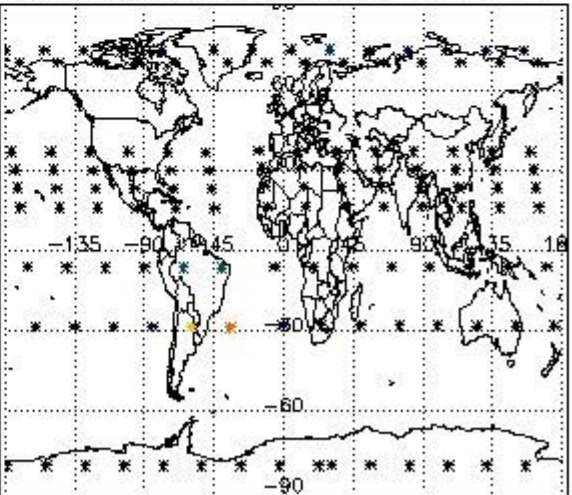
Percentage of datation errors per profile



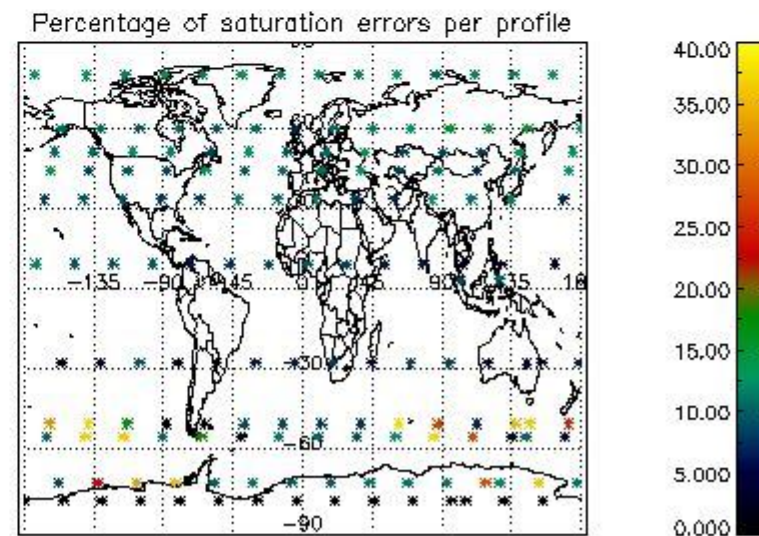
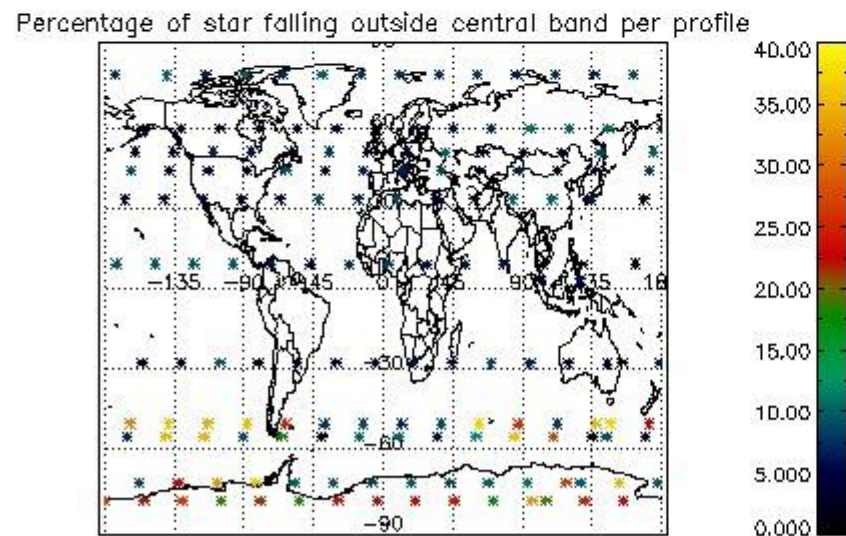
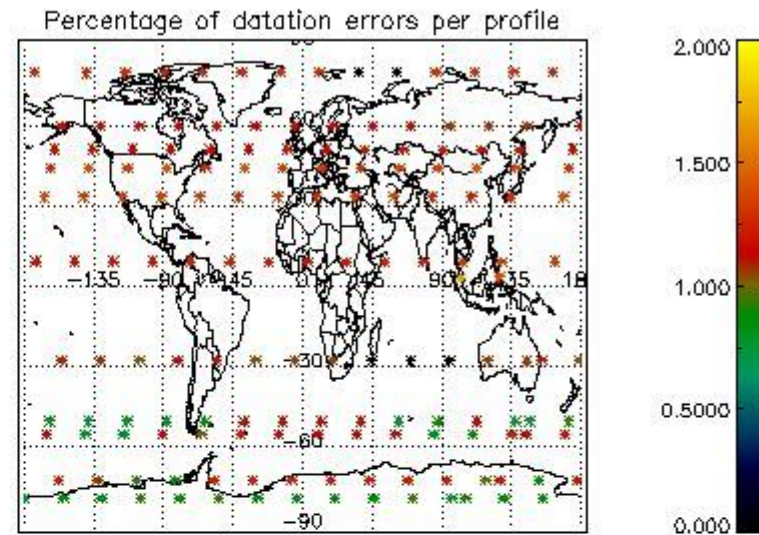
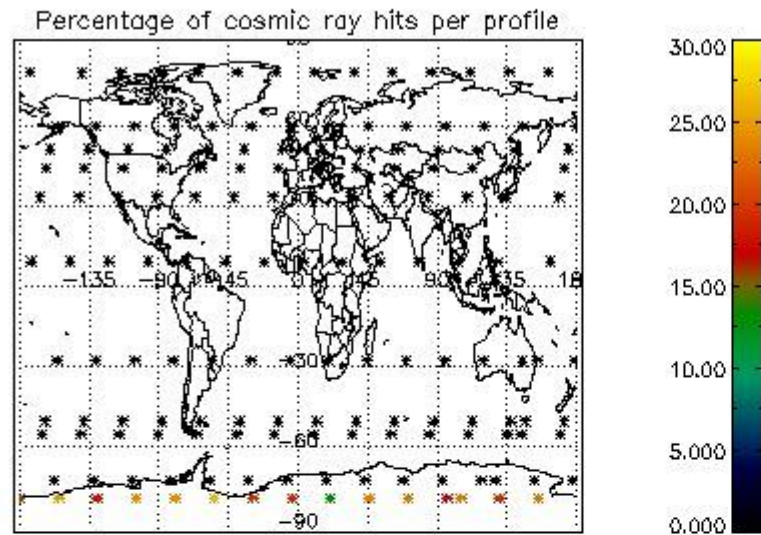
Percentage of star falling outside central band per profile



Percentage of saturation errors per profile



4.2.2 Plot level 1 quality information per product (world map): ENVISAT DESCENDING passes



5. Trace gas profiles

5.1 Ozone statistics based on quality of products

The final quality of the products can be "measured" using the STD (Standard Deviation) attached to every point profile. This information is written to the parameter GOM_NL__2P/NL_LOCAL_SPECIES_DENSITY/o3_std of the level 2 products. The table below shows the statistics for given STD ranges.

The statistics are given with respect to the overall valid production:

- Products without fatal errors: GOM_NL__2P/MPH/PRODUCT_ERR=0
- Valid point profile: GOM_NL__2P/NL_LOCAL_SPECIES_DENSITY/pcd(0)=0

The 'Criteria' is applied to valid points of dark limb products:

- Products in dark limb illumination condition: GOM_NL__2P/NL_SUMMARY_QUALITY/obs_ill_cond=0
- Products without fatal errors: GOM_NL__2P/MPH/PRODUCT_ERR=0
- Valid point profile: GOM_NL__2P/NL_LOCAL_SPECIES_DENSITY/pcd(0)=0

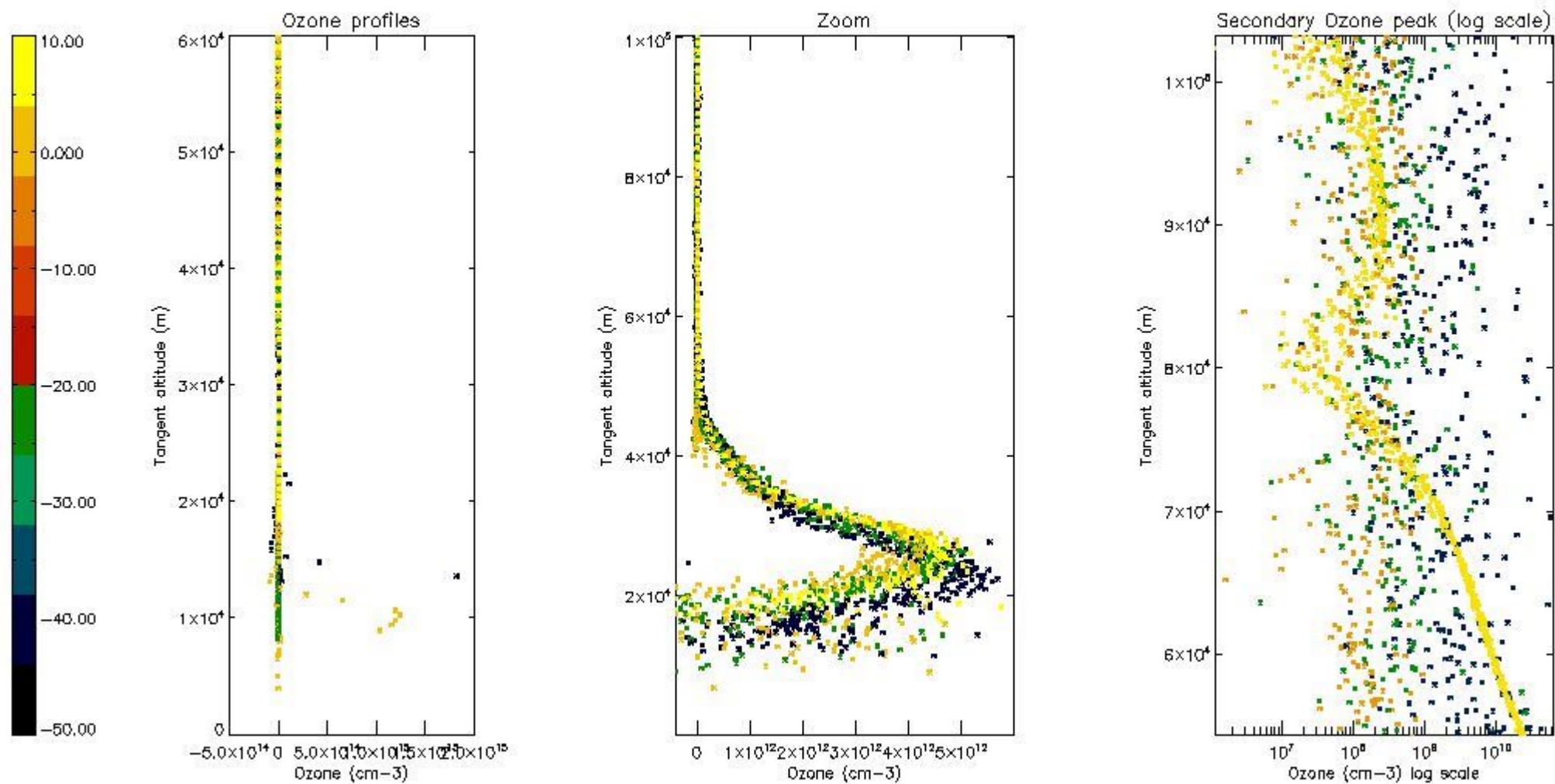
So, the table below shows the percentage of dark limb and valid observations for each criteria with respect to the overall valid daily observations.

Criteria	% of total production
All STD	22
STD < 20	7

STD < 10	5
STD < 5	2

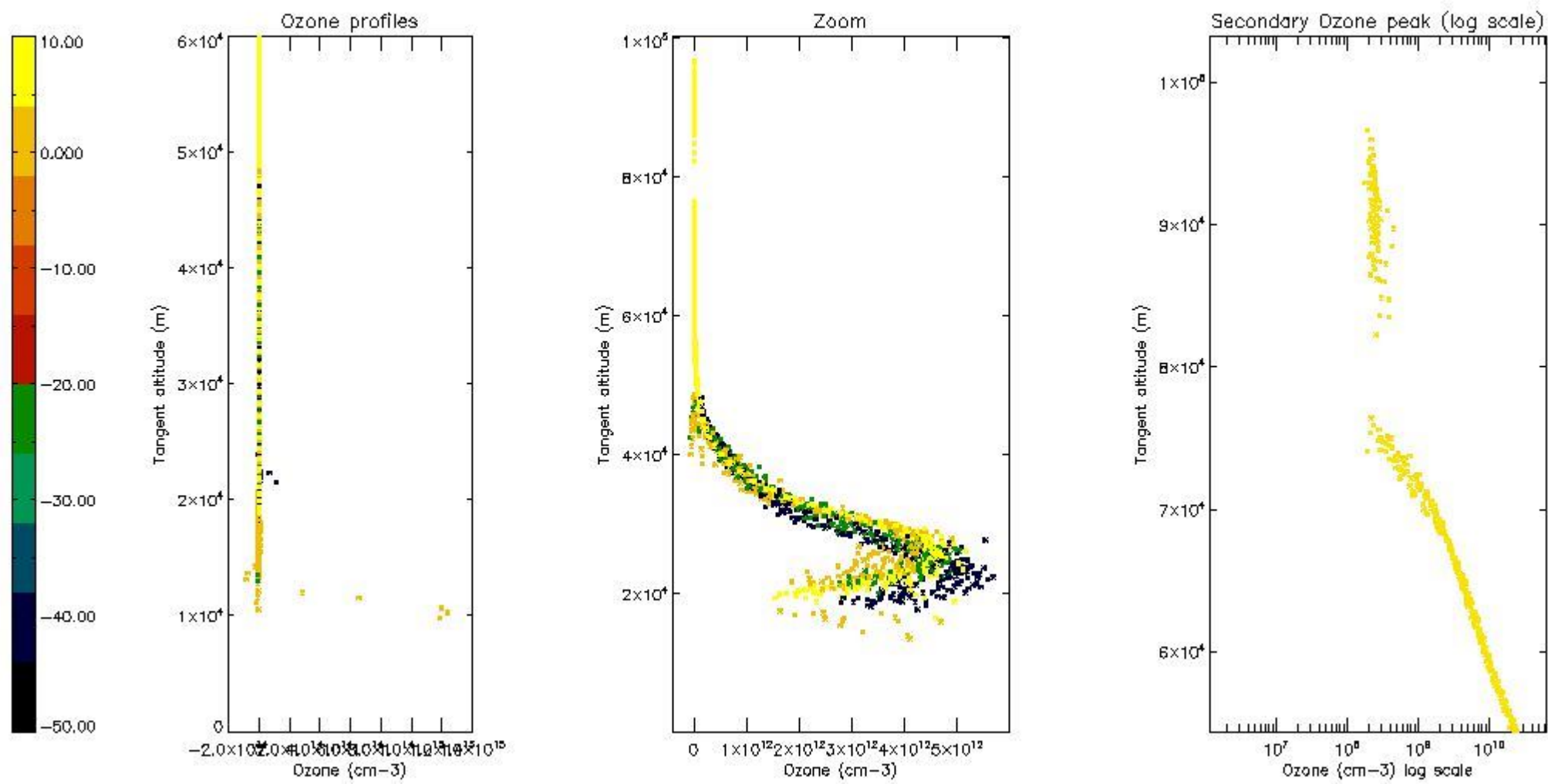
5.2 Plot ozone profiles for all STD (dark without errors)

The colorbar represents the latitude.



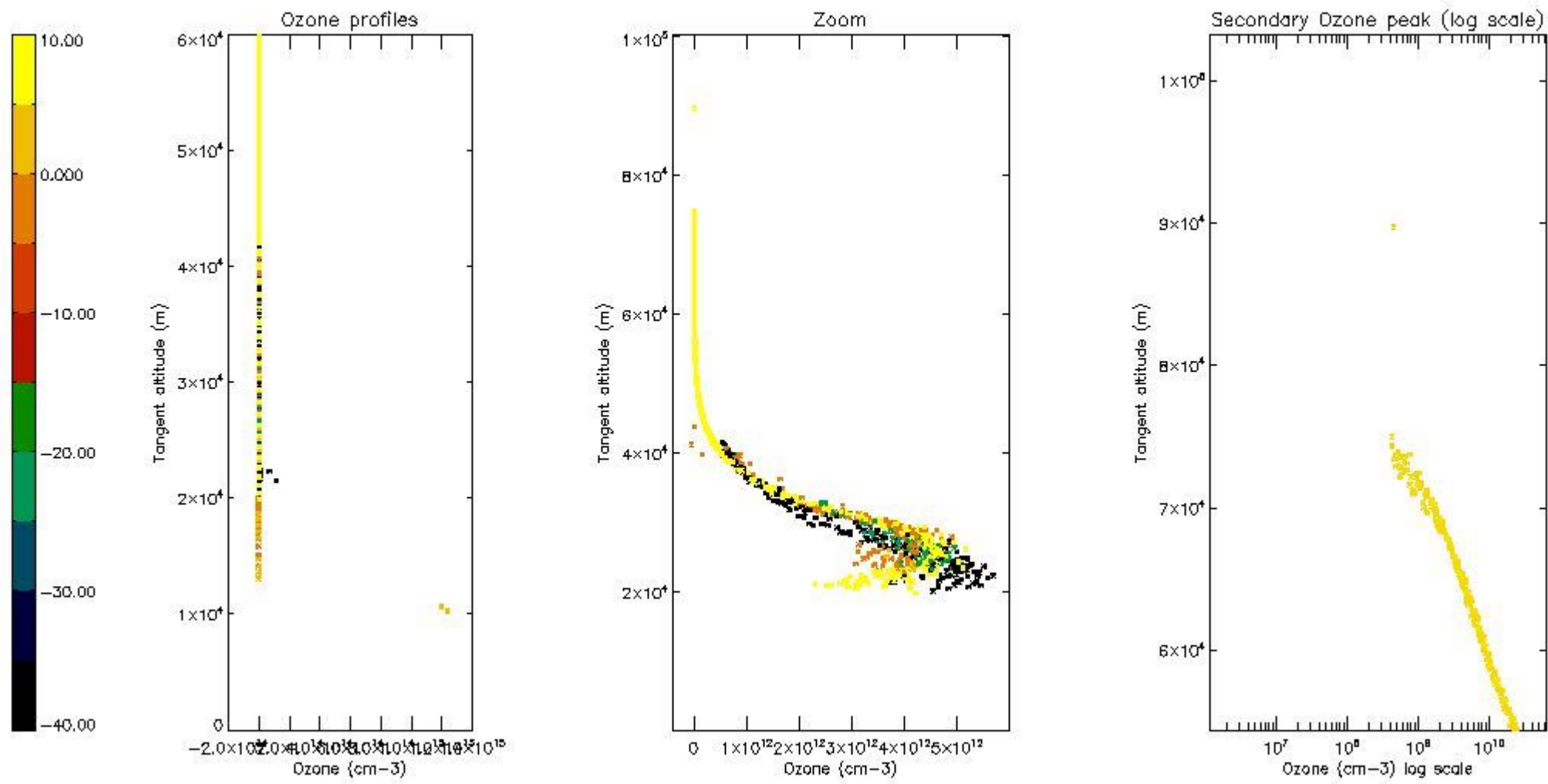
5.3 Plot ozone profiles where STD < 20% (dark without errors)

The colorbar represents the latitude.



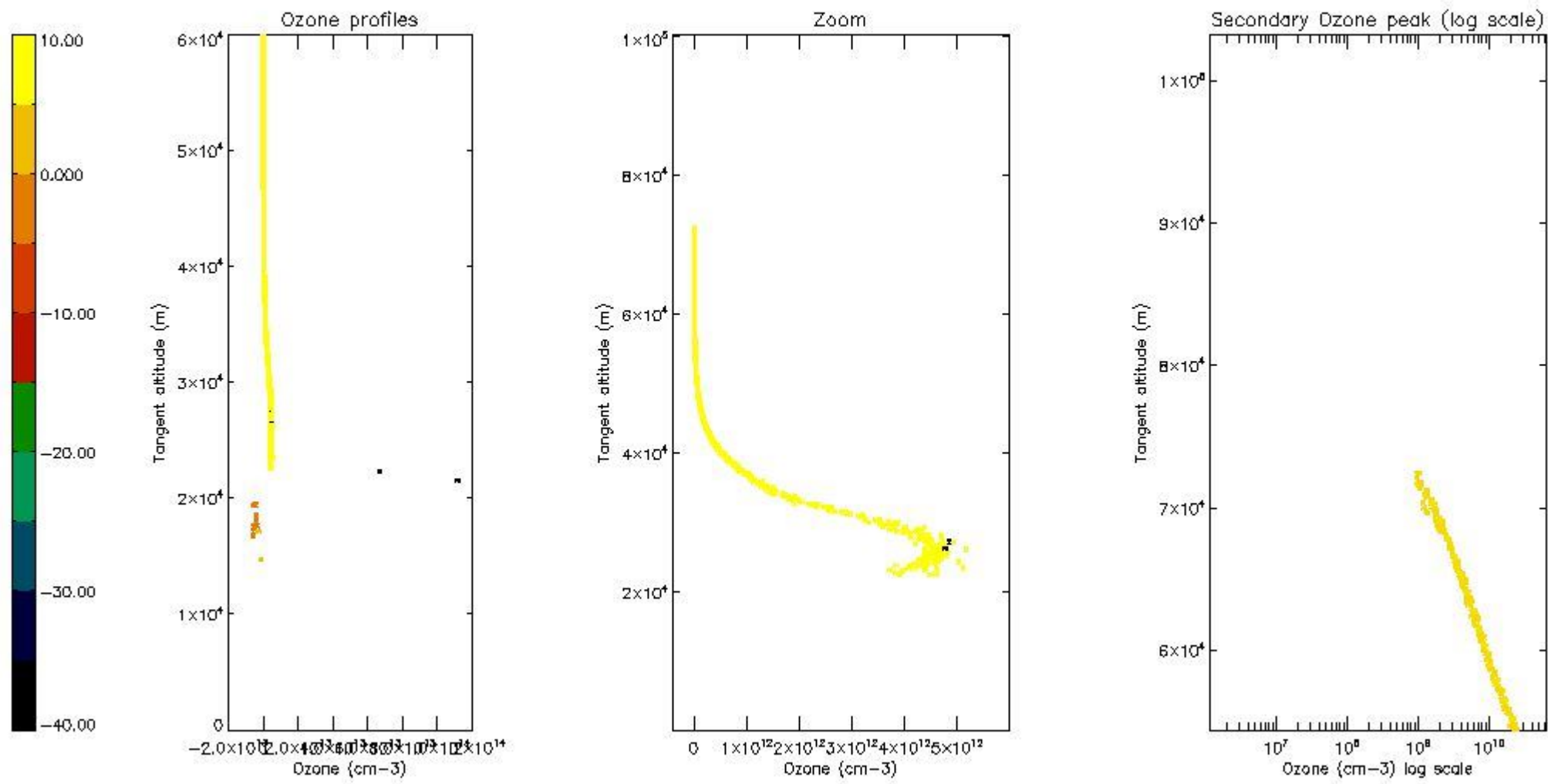
5.4 Plot ozone profiles where $STD < 10\%$ (dark without errors)

The colorbar represents the latitude.



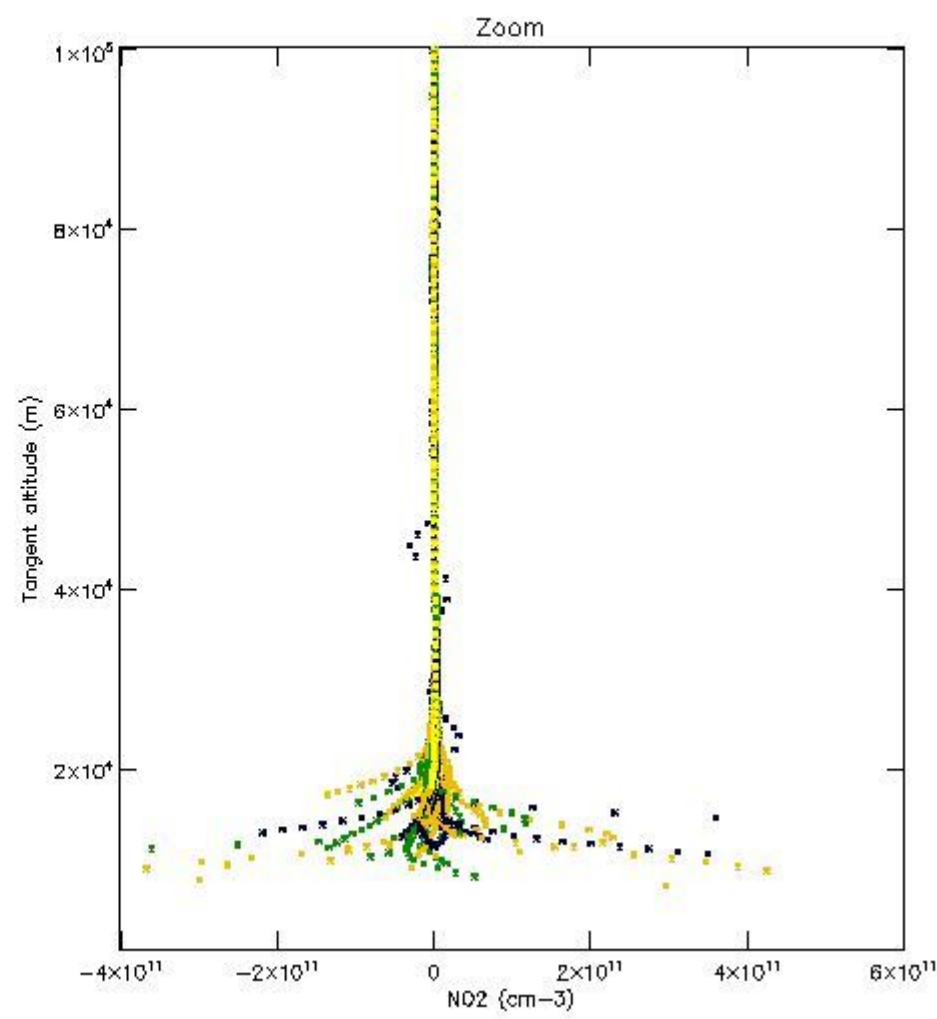
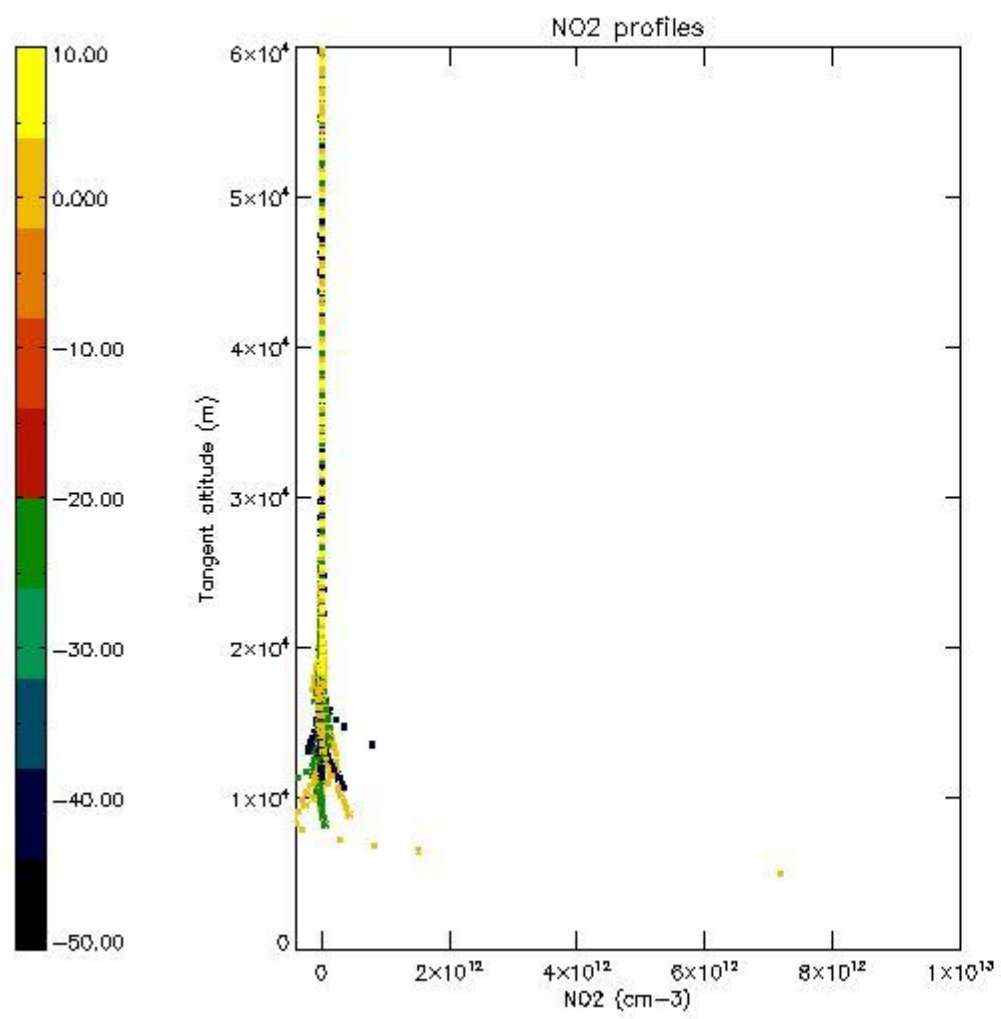
5.5 Plot ozone profiles where STD < 5% (dark without errors)

The colorbar represents the latitude.



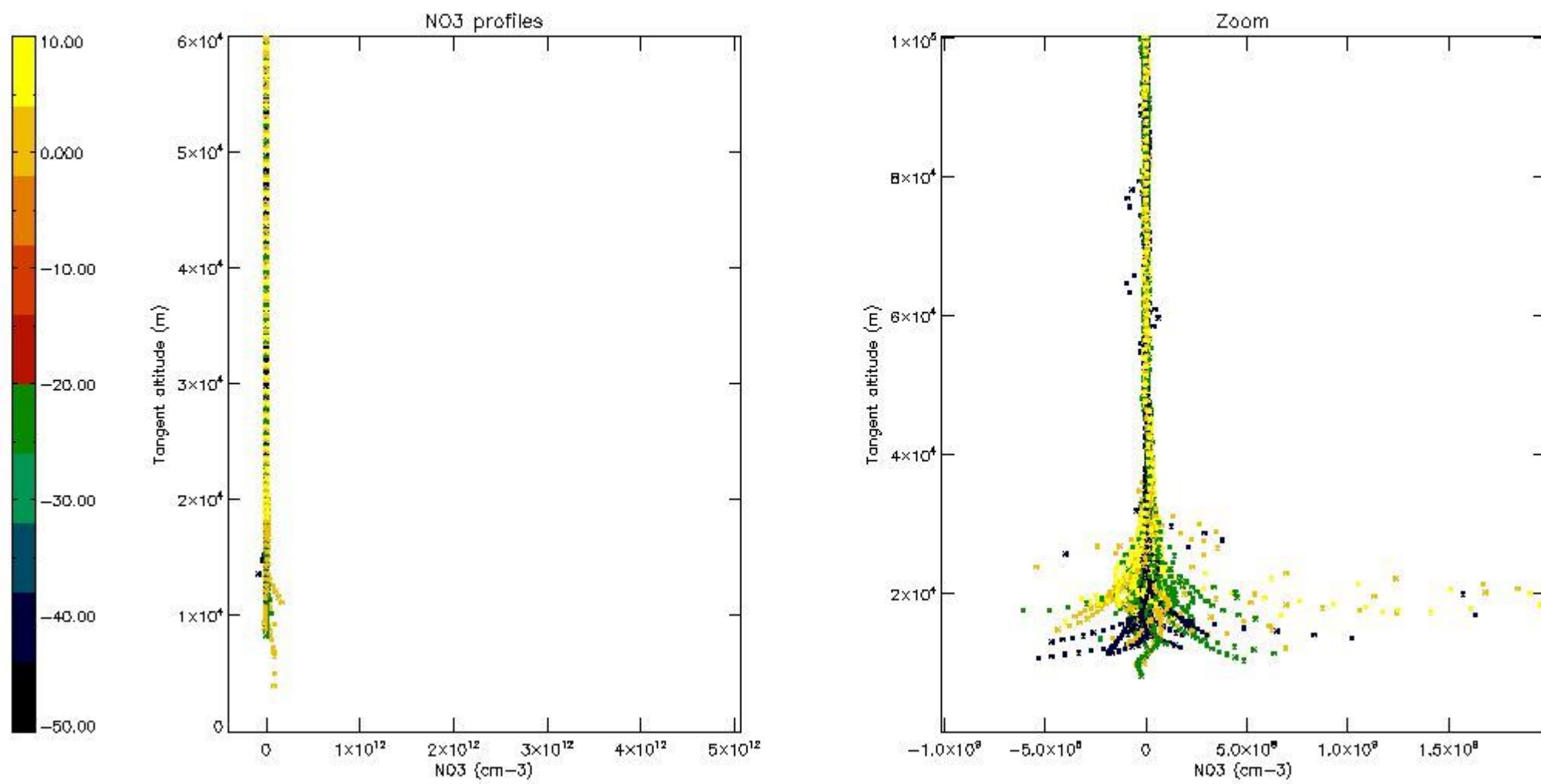
5.6 Plot NO₂ profiles for all STD (dark without errors)

The colorbar represents the latitude.



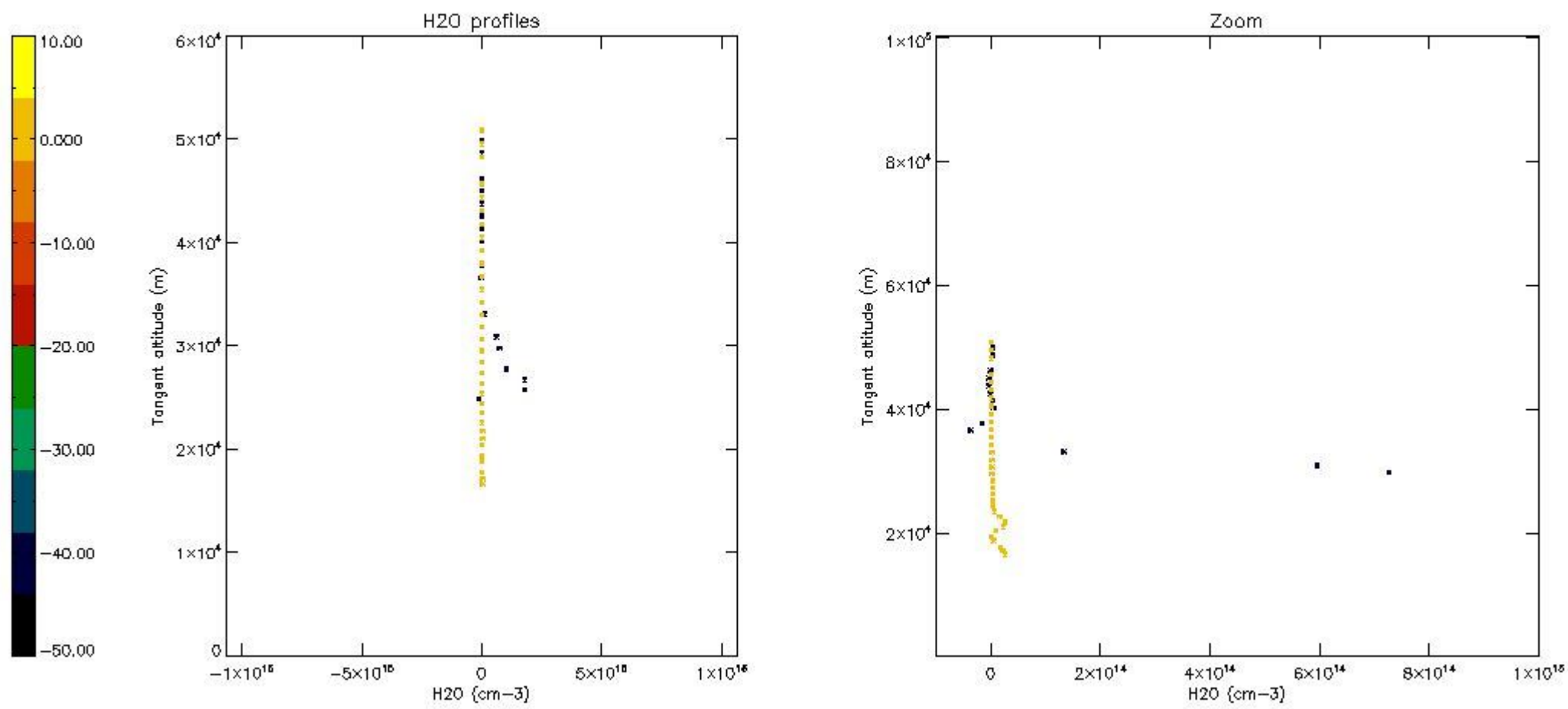
5.7 Plot NO3 profiles for all STD (dark without errors)

The colorbar represents the latitude.



5.8 Plot H2O profiles for all STD (only for occultations of stars 1,2,3,4,13,14,16,26,63 dark without errors)

The colorbar represents the latitude.



6. Auxiliary Data Files used for the production reported in section 2

The number reported in the third column indicates since which file (see list in section 2) the corresponding auxiliary file has been used. The fourth column is the date of those product files.

Type	Auxiliary Filename	Used since product	Used since product date
INST_PHYS_CHARACTERISTICS	GOM_INS_AXVIEC20091111_143220_20030716_120000_20500101_000000	1	15-JUN-2011 00:07:08
LEVEL-2_PROC_CONFIG	GOM_PR2_AXVIEC20091111_152718_20020301_000000_20500101_000000	1	15-JUN-2011 00:07:08
CROSS_SECTIONS_FILE	GOM_CRS_AXVIEC20091111_154832_20020301_000000_20500101_000000	1	15-JUN-2011 00:07:08

GOMOS Level 2 Daily Report

SUMMARY

[1. General Info](#)

[2. Summary of processed GOM_NL_2P products](#)

[3. Level 2 Quality information per product](#)

[3.1 Plot of level 2 quality information per product \(time dependant\)](#)

[3.2 Plot of level 2 quality information per product \(world map\)](#)

[4. Level 1 Quality information per product \(stored on level 2 products\)](#)

[4.1 Plot of level 1 quality information per product \(time dependant\)](#)

[4.1.1 Plot of level 1 quality information per product \(time dependant\): ASCENDING](#)

[4.1.2 Plot of level 1 quality information per product \(time dependant\): DESCENDING](#)

[4.2 Plot of level 1 quality information per product \(world map\)](#)

[4.2.1 Plot of level 1 quality information per product \(world map\): ASCENDING](#)

[4.2.2 Plot of level 1 quality information per product \(world map\): DESCENDING](#)

[5. Ozone profiles based on quality statistics and other trace gas profiles](#)

[5.1 Ozone statistics based on quality of products](#)

[5.2 Plot ozone profiles for all STD \(dark without errors\)](#)

[5.3 Plot ozone profiles where STD < 20% \(dark without errors\)](#)

[5.4. Plot ozone profiles where STD < 10% \(dark without errors\)](#)

[5.5. Plot ozone profiles where STD < 5% \(dark without errors\)](#)

[5.6 Plot NO2 profiles for all STD \(dark without errors\)](#)

[5.7 Plot NO3 profiles for all STD \(dark without errors\)](#)

[5.8 Plot H2O profiles \(only for occultations of stars 1,2,3,4,13,14,16,26,63 dark without errors\) for all STD](#)

[6. Auxiliary Data Files used for the production reported in section 2](#)

This report presents the daily analysis on parameters extracted from GOMOS level 2 data (GOM_NL__2P). It is intended to monitor some important parameters that will impact the quality of these products. A list of level 2 products (and content) that have arrived during the reporting day to the PCF is also given.

Item	Value
Time of report generation	24APR2013 14:47:03
Data source version	GOMOS/6.01
Start time of products	15-06-2011 (15JUN2011 00:00:00)
Stop time of products	16-06-2011 (16JUN2011 00:00:00)
Store outputs in DB	Yes
Nb of level 2 prods	288
Nb of prods with errors	0

2. Summary of processed GOM_NL__2P products.

Nr	Filename	UTC Start time	Limb	Duration	Star Id	Star Name	Star Mag	Star Temp	Nb Meas	Orbit	Prod. error
1	GOM_NL__2PRFIN20110615_000708_000000473103_00289_48579_4310.N1	15-JUN-2011 00:07:08	Bright	47.000	89	5Alp Cep	2.4510	8000.0	94	48579	No
2	GOM_NL__2PRFIN20110615_001332_000000643103_00289_48579_4311.N1	15-JUN-2011 00:13:32	Bright	64.000	74	11Bet Cas	2.2680	6600.0	128	48579	No
3	GOM_NL__2PRFIN20110615_001455_000000413103_00289_48579_4312.N1	15-JUN-2011 00:14:55	Bright	40.500	68	18Alp Cas	2.2250	4500.0	81	48579	No
4	GOM_NL__2PRFIN20110615_002002_000000513103_00289_48579_4313.N1	15-JUN-2011 00:20:02	Bright	50.500	73	57Gam1And	2.2600	13100.	101	48579	No
5	GOM_NL__2PRFIN20110615_002222_000000653103_00289_48579_4314.N1	15-JUN-2011 00:22:22	Twilight	64.500	53	43Bet And	2.0480	3300.0	129	48579	No
6	GOM_NL__2PRFIN20110615_002552_000000513103_00289_48579_4315.N1	15-JUN-2011 00:25:52	Twilight	50.500	50	13Alp Ari	2.0070	4250.0	101	48579	No
7	GOM_NL__2PRFIN20110615_004129_000000563103_00289_48579_4316.N1	15-JUN-2011 00:41:29	Dark	55.500	52	16Bet Cet	2.0370	4500.0	111	48579	No
8	GOM_NL__2PRFIN20110615_004742_000000453103_00289_48579_4317.N1	15-JUN-2011 00:47:42	Dark	45.000	84	Alp Phe	2.3970	4500.0	90	48579	No
9	GOM_NL__2PRFIN20110615_005353_000000503103_00290_48580_4306.N1	15-JUN-2011 00:53:53	Dark	50.000	63	Bet Gru	2.1500	2800.0	100	48580	No
10	GOM_NL__2PRFIN20110615_005556_000000493103_00290_48580_4307.N1	15-JUN-2011 00:55:56	Dark	48.500	31	Alp Gru	1.7340	15200.	97	48580	No
11	GOM_NL__2PRFIN20110615_005749_000000523103_00290_48580_4308.N1	15-JUN-2011 00:57:49	Straylight	52.000	172	Gam Gru	3.0030	13100.	104	48580	No
12	GOM_NL__2PRFIN20110615_005946_000000503103_00290_48580_4309.N1	15-JUN-2011 00:59:46	Straylight	49.500	45	Alp Pav	1.9400	26000.	99	48580	No
13	GOM_NL__2PRFIN20110615_010923_000000513103_00290_48580_4310.N1	15-JUN-2011 01:09:23	Twilight	50.500	38	20Eps Sgr	1.8360	11000.	101	48580	No
14	GOM_NL__2PRFIN20110615_011053_000000543103_00290_48580_4311.N1	15-JUN-2011 01:10:53	Twilight	53.500	116	19Del Sgr	2.7000	4100.0	107	48580	No
15	GOM_NL__2PRFIN20110615_011611_000000403103_00290_48580_4312.N1	15-JUN-2011 01:16:11	Bright	40.000	86	35Eta Oph	2.4300	10200.	80	48580	No
16	GOM_NL__2PRFIN20110615_012243_000000473103_00290_48580_4313.N1	15-JUN-2011 01:22:43	Bright	46.500	126	60Bet Oph	2.7700	4250.0	93	48580	No
17	GOM_NL__2PRFIN20110615_012513_000000463103_00290_48580_4314.N1	15-JUN-2011 01:25:13	Bright	45.500	59	55Alp Oph	2.0800	8900.0	91	48580	No
18	GOM_NL__2PRFIN20110615_012712_000000373103_00290_48580_4315.N1	15-JUN-2011 01:27:12	Bright	37.000	127	27Bet Her	2.7810	4700.0	74	48580	No
19	GOM_NL__2PRFIN20110615_013013_000000393103_00290_48580_4316.N1	15-JUN-2011 01:30:13	Bright	39.000	133	40Zet Her	2.8070	6000.0	78	48580	No
20	GOM_NL__2PRFIN20110615_013700_000000383103_00290_48580_4317.N1	15-JUN-2011 01:37:00	Bright	38.000	130	23Bet Dra	2.7990	5800.0	76	48580	No
21	GOM_NL__2PRFIN20110615_013835_000000363103_00290_48580_4318.N1	15-JUN-2011 01:38:35	Bright	36.000	119	14Eta Dra	2.7270	4700.0	72	48580	No
22	GOM_NL__2PRFIN20110615_014721_000000473103_00290_48580_4319.N1	15-JUN-2011 01:47:21	Bright	47.000	89	5Alp Cep	2.4510	8000.0	94	48580	No
23	GOM_NL__2PRFIN20110615_015346_000000443103_00290_48580_4320.N1	15-JUN-2011 01:53:46	Bright	43.500	74	11Bet Cas	2.2680	6600.0	87	48580	No
24	GOM_NL__2PRFIN20110615_015508_000000553103_00290_48580_4321.N1	15-JUN-2011 01:55:08	Bright	55.000	68	18Alp Cas	2.2250	4500.0	110	48580	No
25	GOM_NL__2PRFIN20110615_020016_000000413103_00290_48580_4322.N1	15-JUN-2011 02:00:16	Bright	41.000	73	57Gam1And	2.2600	13100.	82	48580	No
26	GOM_NL__2PRFIN20110615_020236_000000533103_00290_48580_4323.N1	15-JUN-2011 02:02:36	Twilight	53.000	53	43Bet And	2.0480	3300.0	106	48580	No
27	GOM_NL__2PRFIN20110615_020606_000000473103_00290_48580_4324.N1	15-JUN-2011 02:06:06	Twilight	46.500	50	13Alp Ari	2.0070	4250.0	93	48580	No
28	GOM_NL__2PRFIN20110615_022144_000000583103_00290_48580_4325.N1	15-JUN-2011 02:21:44	Dark	57.500	52	16Bet Cet	2.0370	4500.0	115	48580	No
29	GOM_NL__2PRFIN20110615_022757_000000513103_00290_48580_4326.N1	15-JUN-2011 02:27:57	Dark	51.000	84	Alp Phe	2.3970	4500.0	102	48580	No
30	GOM_NL__2PRFIN20110615_023408_000000523103_00291_48581_4315.N1	15-JUN-2011 02:34:08	Dark	52.000	63	Bet Gru	2.1500	2800.0	104	48581	No
31	GOM_NL__2PRFIN20110615_023611_000000493103_00291_48581_4316.N1	15-JUN-2011 02:36:11	Dark	48.500	31	Alp Gru	1.7340	15200.	97	48581	No
32	GOM_NL__2PRFIN20110615_023804_000000523103_00291_48581_4317.N1	15-JUN-2011 02:38:04	Straylight	52.000	172	Gam Gru	3.0030	13100.	104	48581	No
33	GOM_NL__2PRFIN20110615_024000_000000423103_00291_48581_4318.N1	15-JUN-2011 02:40:00	Straylight	42.000	45	Alp Pav	1.9400	26000.	84	48581	No
34	GOM_NL__2PRFIN20110615_024938_000000503103_00291_48581_4319.N1	15-JUN-2011 02:49:38	Twilight	49.500	38	20Eps Sgr	1.8360	11000.	99	48581	No
35	GOM_NL__2PRFIN20110615_025107_000000533103_00291_48581_4320.N1	15-JUN-2011 02:51:07	Twilight	52.500	116	19Del Sgr	2.7000	4100.0	105	48581	No
36	GOM_NL__2PRFIN20110615_025625_000000403103_00291_48581_4321.N1	15-JUN-2011 02:56:25	Bright	40.000	86	35Eta Oph	2.4300	10200.	80	48581	No
37	GOM_NL__2PRFIN20110615_030257_000000473103_00291_48581_4322.N1	15-JUN-2011 03:02:57	Bright	46.500	126	60Bet Oph	2.7700	4250.0	93	48581	No
38	GOM_NL__2PRFIN20110615_030527_000000433103_00291_48581_4323.N1	15-JUN-2011 03:05:27	Bright	42.500	59	55Alp Oph	2.0800	8900.0	85	48581	No
39	GOM_NL__2PRFIN20110615_030726_000000363103_00291_48581_4324.N1	15-JUN-2011 03:07:26	Bright	36.000	127	27Bet Her	2.7810	4700.0	72	48581	No
40	GOM_NL__2PRFIN20110615_031027_000000403103_00291_48581_4325.N1	15-JUN-2011 03:10:27	Bright	40.000	133	40Zet Her	2.8070	6000.0	80	48581	No
41	GOM_NL__2PRFIN20110615_031714_000000383103_00291_48581_4326.N1	15-JUN-2011 03:17:14	Bright	38.000	130	23Bet Dra	2.7990	5800.0	76	48581	No
42	GOM_NL__2PRFIN20110615_031854_000000303103_00291_48581_4327.N1	15-JUN-2011 03:18:54	Bright	29.500	119	14Eta Dra	2.7270	4700.0	59	48581	No

43	GOM_NL__2PRFIN20110615_032735_000000483103_00291_48581_4328.N1	15-JUN-2011 03:27:35	Bright	47.500	89	5Alp Cep	2.4510	8000.0	95	48581	No
44	GOM_NL__2PRFIN20110615_033359_000000563103_00291_48581_4329.N1	15-JUN-2011 03:33:59	Bright	56.000	74	11Bet Cas	2.2680	6600.0	112	48581	No
45	GOM_NL__2PRFIN20110615_033522_000000633103_00291_48581_4330.N1	15-JUN-2011 03:35:22	Bright	63.000	68	18Alp Cas	2.2250	4500.0	126	48581	No
46	GOM_NL__2PRFIN20110615_034030_000000413103_00291_48581_4331.N1	15-JUN-2011 03:40:30	Bright	41.000	73	57Gam1And	2.2600	13100.	82	48581	No
47	GOM_NL__2PRFIN20110615_034250_000000583103_00291_48581_4332.N1	15-JUN-2011 03:42:50	Twilight	58.000	53	43Bet And	2.0480	3300.0	116	48581	No
48	GOM_NL__2PRFIN20110615_034620_000000483103_00291_48581_4333.N1	15-JUN-2011 03:46:20	Twilight	47.500	50	13Alp Ari	2.0070	4250.0	95	48581	No
49	GOM_NL__2PRFIN20110615_040159_000000553103_00291_48581_4334.N1	15-JUN-2011 04:01:59	Dark	54.500	52	16Bet Cet	2.0370	4500.0	109	48581	No
50	GOM_NL__2PRFIN20110615_040811_000000523103_00291_48581_4335.N1	15-JUN-2011 04:08:11	Dark	52.000	84	Alp Phe	2.3970	4500.0	104	48581	No
51	GOM_NL__2PRFIN20110615_041423_000000503103_00292_48582_4965.N1	15-JUN-2011 04:14:23	Dark	49.500	63	Bet Gru	2.1500	2800.0	99	48582	No
52	GOM_NL__2PRFIN20110615_041626_000000513103_00292_48582_4966.N1	15-JUN-2011 04:16:26	Dark	50.500	31	Alp Gru	1.7340	15200.	101	48582	No
53	GOM_NL__2PRFIN20110615_041819_000000513103_00292_48582_4967.N1	15-JUN-2011 04:18:19	Straylight	51.000	172	Gam Gru	3.0030	13100.	102	48582	No
54	GOM_NL__2PRFIN20110615_042015_000000423103_00292_48582_4968.N1	15-JUN-2011 04:20:15	Straylight	42.000	45	Alp Pav	1.9400	26000.	84	48582	No
55	GOM_NL__2PRFIN20110615_042952_000000483103_00292_48582_4969.N1	15-JUN-2011 04:29:52	Twilight	47.500	38	20Eps Sgr	1.8360	11000.	95	48582	No
56	GOM_NL__2PRFIN20110615_043122_000000503103_00292_48582_4970.N1	15-JUN-2011 04:31:22	Twilight	49.500	116	19Del Sgr	2.7000	4100.0	99	48582	No
57	GOM_NL__2PRFIN20110615_043639_000000393103_00292_48582_4971.N1	15-JUN-2011 04:36:39	Bright	39.000	86	35Eta Oph	2.4300	10200.	78	48582	No
58	GOM_NL__2PRFIN20110615_044310_000000473103_00292_48582_4972.N1	15-JUN-2011 04:43:10	Bright	47.000	126	60Bet Oph	2.7700	4250.0	94	48582	No
59	GOM_NL__2PRFIN20110615_044541_000000423103_00292_48582_4973.N1	15-JUN-2011 04:45:41	Bright	42.000	59	55Alp Oph	2.0800	8900.0	84	48582	No
60	GOM_NL__2PRFIN20110615_044740_000000383103_00292_48582_4974.N1	15-JUN-2011 04:47:40	Bright	37.500	127	27Bet Her	2.7810	4700.0	75	48582	No
61	GOM_NL__2PRFIN20110615_045041_000000403103_00292_48582_4975.N1	15-JUN-2011 04:50:41	Bright	40.000	133	40Zet Her	2.8070	6000.0	80	48582	No
62	GOM_NL__2PRFIN20110615_045728_000000413103_00292_48582_4976.N1	15-JUN-2011 04:57:28	Bright	40.500	130	23Bet Dra	2.7990	5800.0	81	48582	No
63	GOM_NL__2PRFIN20110615_050748_000000493103_00292_48582_4977.N1	15-JUN-2011 05:07:48	Bright	48.500	89	5Alp Cep	2.4510	8000.0	97	48582	No
64	GOM_NL__2PRFIN20110615_051413_000000653103_00292_48582_4978.N1	15-JUN-2011 05:14:13	Bright	65.000	74	11Bet Cas	2.2680	6600.0	130	48582	No
65	GOM_NL__2PRFIN20110615_051536_000000453103_00292_48582_4979.N1	15-JUN-2011 05:15:36	Bright	45.000	68	18Alp Cas	2.2250	4500.0	90	48582	No
66	GOM_NL__2PRFIN20110615_052045_000000413103_00292_48582_4980.N1	15-JUN-2011 05:20:45	Bright	41.000	73	57Gam1And	2.2600	13100.	82	48582	No
67	GOM_NL__2PRFIN20110615_052304_000000573103_00292_48582_4981.N1	15-JUN-2011 05:23:04	Twilight	56.500	53	43Bet And	2.0480	3300.0	113	48582	No
68	GOM_NL__2PRFIN20110615_052634_000000533103_00292_48582_4982.N1	15-JUN-2011 05:26:34	Twilight	52.500	50	13Alp Ari	2.0070	4250.0	105	48582	No
69	GOM_NL__2PRFIN20110615_054214_000000553103_00292_48582_4983.N1	15-JUN-2011 05:42:14	Dark	54.500	52	16Bet Cet	2.0370	4500.0	109	48582	No
70	GOM_NL__2PRFIN20110615_054826_000000503103_00292_48582_4984.N1	15-JUN-2011 05:48:26	Dark	50.000	84	Alp Phe	2.3970	4500.0	100	48582	No
71	GOM_NL__2PRFIN20110615_055438_000000503103_00293_48583_5307.N1	15-JUN-2011 05:54:38	Dark	50.000	63	Bet Gru	2.1500	2800.0	100	48583	No
72	GOM_NL__2PRFIN20110615_055641_000000493103_00293_48583_5308.N1	15-JUN-2011 05:56:41	Dark	49.000	31	Alp Gru	1.7340	15200.	98	48583	No
73	GOM_NL__2PRFIN20110615_055835_000000513103_00293_48583_5309.N1	15-JUN-2011 05:58:35	Straylight	51.000	172	Gam Gru	3.0030	13100.	102	48583	No
74	GOM_NL__2PRFIN20110615_060030_000000433103_00293_48583_5310.N1	15-JUN-2011 06:00:30	Straylight	43.000	45	Alp Pav	1.9400	26000.	86	48583	No
75	GOM_NL__2PRFIN20110615_061007_000000473103_00293_48583_5311.N1	15-JUN-2011 06:10:07	Twilight	46.500	38	20Eps Sgr	1.8360	11000.	93	48583	No
76	GOM_NL__2PRFIN20110615_061136_000000503103_00293_48583_5312.N1	15-JUN-2011 06:11:36	Twilight	50.000	116	19Del Sgr	2.7000	4100.0	100	48583	No
77	GOM_NL__2PRFIN20110615_061653_000000393103_00293_48583_5313.N1	15-JUN-2011 06:16:53	Bright	39.000	86	35Eta Oph	2.4300	10200.	78	48583	No
78	GOM_NL__2PRFIN20110615_062324_000000453103_00293_48583_5314.N1	15-JUN-2011 06:23:24	Bright	44.500	126	60Bet Oph	2.7700	4250.0	89	48583	No
79	GOM_NL__2PRFIN20110615_062554_000000423103_00293_48583_5315.N1	15-JUN-2011 06:25:54	Bright	42.000	59	55Alp Oph	2.0800	8900.0	84	48583	No
80	GOM_NL__2PRFIN20110615_062754_000000363103_00293_48583_5316.N1	15-JUN-2011 06:27:54	Bright	36.000	127	27Bet Her	2.7810	4700.0	72	48583	No
81	GOM_NL__2PRFIN20110615_063055_000000373103_00293_48583_5317.N1	15-JUN-2011 06:30:55	Bright	36.500	133	40Zet Her	2.8070	6000.0	73	48583	No
82	GOM_NL__2PRFIN20110615_063741_000000413103_00293_48583_5318.N1	15-JUN-2011 06:37:41	Bright	40.500	130	23Bet Dra	2.7990	5800.0	81	48583	No
83	GOM_NL__2PRFIN20110615_064801_000000473103_00293_48583_5319.N1	15-JUN-2011 06:48:01	Bright	47.000	89	5Alp Cep	2.4510	8000.0	94	48583	No
84	GOM_NL__2PRFIN20110615_065427_000000453103_00293_48583_5320.N1	15-JUN-2011 06:54:27	Bright	45.000	74	11Bet Cas	2.2680	6600.0	90	48583	No
85	GOM_NL__2PRFIN20110615_065550_000000443103_00293_48583_5321.N1	15-JUN-2011 06:55:50	Bright	44.000	68	18Alp Cas	2.2250	4500.0	88	48583	No
86	GOM_NL__2PRFIN20110615_070059_000000413103_00293_48583_5322.N1	15-JUN-2011 07:00:59	Bright	40.500	73	57Gam1And	2.2600	13100.	81	48583	No
87	GOM_NL__2PRFIN20110615_070319_000000573103_00293_48583_5323.N1	15-JUN-2011 07:03:19	Twilight	56.500	53	43Bet And	2.0480	3300.0	113	48583	No
88	GOM_NL__2PRFIN20110615_070649_000000483103_00293_48583_5324.N1	15-JUN-2011 07:06:49	Twilight	48.000	50	13Alp Ari	2.0070	4250.0	96	48583	No
89	GOM_NL__2PRFIN20110615_072229_000000553103_00293_48583_5325.N1	15-JUN-2011 07:22:29	Dark	55.000	52	16Bet Cet	2.0370	4500.0	110	48583	No
90	GOM_NL__2PRFIN20110615_072841_000000443103_00293_48583_5326.N1	15-JUN-2011 07:28:41	Dark	43.500	84	Alp Phe	2.3970	4500.0	87	48583	No
91	GOM_NL__2PRFIN20110615_073453_000000523103_00294_48584_5307.N1	15-JUN-2011 07:34:53	Dark	51.500	63	Bet Gru	2.1500	2800.0	103	48584	No
92	GOM_NL__2PRFIN20110615_073656_000000483103_00294_48584_5308.N1	15-JUN-2011 07:36:56	Dark	48.000	31	Alp Gru	1.7340	15200.	96	48584	No
93	GOM_NL__2PRFIN20110615_073850_000000503103_00294_48584_5309.N1	15-JUN-2011 07:38:50	Straylight	50.000	172	Gam Gru	3.0030	13100.	100	48584	No
94	GOM_NL__2PRFIN20110615_074045_000000443103_00294_48584_5310.N1	15-JUN-2011 07:40:45	Straylight	43.500	45	Alp Pav	1.9400	26000.	87	48584	No
95	GOM_NL__2PRFIN20110615_075021_000000493103_00294_48584_5311.N1	15-JUN-2011 07:50:21	Twilight	49.000	38	20Eps Sgr	1.8360	11000.	98	48584	No
96	GOM_NL__2PRFIN20110615_075151_000000533103_00294_48584_5312.N1	15-JUN-2011 07:51:51	Twilight	53.000	116	19Del Sgr	2.7000	4100.0	106	48584	No
97	GOM_NL__2PRFIN20110615_075707_000000393103_00294_48584_5313.N1	15-JUN-2011 07:57:07	Bright	38.500	86	35Eta Oph	2.4300	10200.	77	48584	No
98	GOM_NL__2PRFIN20110615_080338_000000443103_00294_48584_5314.N1	15-JUN-2011 08:03:38	Bright	44.000	126	60Bet Oph	2.7700	4250.0	88	48584	No
99	GOM_NL__2PRFIN20110615_080608_000000463103_00294_48584_5315.N1	15-JUN-2011 08:06:08	Bright	45.500	59	55Alp Oph	2.0800	8900.0	91	48584	No
100	GOM_NL__2PRFIN20110615_080808_000000393103_00294_48584_5316.N1	15-JUN-2011 08:08:08	Bright	39.000	127	27Bet Her	2.7810	4700.0	78	48584	No
101	GOM_NL__2PRFIN20110615_081109_000000383103_00294_48584_5317.N1	15-JUN-2011 08:11:09	Bright	37.500	133	40Zet Her	2.8070	6000.0	75	48584	No

102	GOM_NL__2PRFIN20110615_081755_000000413103_00294_48584_5318.N1	15-JUN-2011 08:17:55	Bright	41.000	130	23Bet Dra	2.7990	5800.0	82	48584	No
103	GOM_NL__2PRFIN20110615_082815_000000483103_00294_48584_5319.N1	15-JUN-2011 08:28:15	Bright	48.000	89	5Alp Cep	2.4510	8000.0	96	48584	No
104	GOM_NL__2PRFIN20110615_083440_000000453103_00294_48584_5320.N1	15-JUN-2011 08:34:40	Bright	44.500	74	11Bet Cas	2.2680	6600.0	89	48584	No
105	GOM_NL__2PRFIN20110615_083603_000000453103_00294_48584_5321.N1	15-JUN-2011 08:36:03	Bright	44.500	68	18Alp Cas	2.2250	4500.0	89	48584	No
106	GOM_NL__2PRFIN20110615_084113_000000413103_00294_48584_5322.N1	15-JUN-2011 08:41:13	Bright	40.500	73	57Gam1And	2.2600	13100.	81	48584	No
107	GOM_NL__2PRFIN20110615_084333_000000573103_00294_48584_5323.N1	15-JUN-2011 08:43:33	Twilight	57.000	53	43Bet And	2.0480	3300.0	114	48584	No
108	GOM_NL__2PRFIN20110615_084703_000000493103_00294_48584_5324.N1	15-JUN-2011 08:47:03	Twilight	49.000	50	13Alp Ari	2.0070	4250.0	98	48584	No
109	GOM_NL__2PRFIN20110615_090244_000000553103_00294_48584_5325.N1	15-JUN-2011 09:02:44	Dark	55.000	52	16Bet Cet	2.0370	4500.0	110	48584	No
110	GOM_NL__2PRFIN20110615_090856_000000453103_00294_48584_5326.N1	15-JUN-2011 09:08:56	Dark	44.500	84	Alp Phe	2.3970	4500.0	89	48584	No
111	GOM_NL__2PRFIN20110615_091508_000000663103_00295_48585_5307.N1	15-JUN-2011 09:15:08	Dark	65.500	63	Bet Gru	2.1500	2800.0	131	48585	No
112	GOM_NL__2PRFIN20110615_091711_000000523103_00295_48585_5308.N1	15-JUN-2011 09:17:11	Dark	51.500	31	Alp Gru	1.7340	15200.	103	48585	No
113	GOM_NL__2PRFIN20110615_091905_000000503103_00295_48585_5309.N1	15-JUN-2011 09:19:05	Straylight	50.000	172	Gam Gru	3.0030	13100.	100	48585	No
114	GOM_NL__2PRFIN20110615_092059_000000453103_00295_48585_5310.N1	15-JUN-2011 09:20:59	Straylight	45.000	45	Alp Pav	1.9400	26000.	90	48585	No
115	GOM_NL__2PRFIN20110615_093035_000000493103_00295_48585_5311.N1	15-JUN-2011 09:30:35	Twilight	48.500	38	20Eps Sgr	1.8360	11000.	97	48585	No
116	GOM_NL__2PRFIN20110615_093205_000000533103_00295_48585_5312.N1	15-JUN-2011 09:32:05	Twilight	52.500	116	19Del Sgr	2.7000	4100.0	105	48585	No
117	GOM_NL__2PRFIN20110615_093722_000000393103_00295_48585_5313.N1	15-JUN-2011 09:37:22	Bright	39.000	86	35Eta Oph	2.4300	10200.	78	48585	No
118	GOM_NL__2PRFIN20110615_094352_000000443103_00295_48585_5314.N1	15-JUN-2011 09:43:52	Bright	43.500	126	60Bet Oph	2.7700	4250.0	87	48585	No
119	GOM_NL__2PRFIN20110615_094622_000000433103_00295_48585_5315.N1	15-JUN-2011 09:46:22	Bright	43.000	59	55Alp Oph	2.0800	8900.0	86	48585	No
120	GOM_NL__2PRFIN20110615_094822_000000383103_00295_48585_5316.N1	15-JUN-2011 09:48:22	Bright	37.500	127	27Bet Her	2.7810	4700.0	75	48585	No
121	GOM_NL__2PRFIN20110615_095122_000000403103_00295_48585_5317.N1	15-JUN-2011 09:51:22	Bright	39.500	133	40Zet Her	2.8070	6000.0	79	48585	No
122	GOM_NL__2PRFIN20110615_095809_000000423103_00295_48585_5318.N1	15-JUN-2011 09:58:09	Bright	41.500	130	23Bet Dra	2.7990	5800.0	83	48585	No
123	GOM_NL__2PRFIN20110615_100828_000000483103_00295_48585_5319.N1	15-JUN-2011 10:08:28	Bright	47.500	89	5Alp Cep	2.4510	8000.0	95	48585	No
124	GOM_NL__2PRFIN20110615_101454_000000453103_00295_48585_5320.N1	15-JUN-2011 10:14:54	Bright	45.000	74	11Bet Cas	2.2680	6600.0	90	48585	No
125	GOM_NL__2PRFIN20110615_101617_000000453103_00295_48585_5321.N1	15-JUN-2011 10:16:17	Bright	45.000	68	18Alp Cas	2.2250	4500.0	90	48585	No
126	GOM_NL__2PRFIN20110615_102127_000000413103_00295_48585_5322.N1	15-JUN-2011 10:21:27	Bright	41.000	73	57Gam1And	2.2600	13100.	82	48585	No
127	GOM_NL__2PRFIN20110615_102347_000000543103_00295_48585_5323.N1	15-JUN-2011 10:23:47	Twilight	53.500	53	43Bet And	2.0480	3300.0	107	48585	No
128	GOM_NL__2PRFIN20110615_102717_000000473103_00295_48585_5324.N1	15-JUN-2011 10:27:17	Twilight	47.000	50	13Alp Ari	2.0070	4250.0	94	48585	No
129	GOM_NL__2PRFIN20110615_104259_000000603103_00295_48585_5325.N1	15-JUN-2011 10:42:59	Dark	59.500	52	16Bet Cet	2.0370	4500.0	119	48585	No
130	GOM_NL__2PRFIN20110615_104910_000000453103_00295_48585_5326.N1	15-JUN-2011 10:49:10	Dark	44.500	84	Alp Phe	2.3970	4500.0	89	48585	No
131	GOM_NL__2PRFIN20110615_105523_000000573103_00296_48586_5307.N1	15-JUN-2011 10:55:23	Dark	57.000	63	Bet Gru	2.1500	2800.0	114	48586	No
132	GOM_NL__2PRFIN20110615_105726_000000473103_00296_48586_5308.N1	15-JUN-2011 10:57:26	Dark	47.000	31	Alp Gru	1.7340	15200.	94	48586	No
133	GOM_NL__2PRFIN20110615_105921_000000493103_00296_48586_5309.N1	15-JUN-2011 10:59:21	Straylight	49.000	172	Gam Gru	3.0030	13100.	98	48586	No
134	GOM_NL__2PRFIN20110615_110114_000000443103_00296_48586_5310.N1	15-JUN-2011 11:01:14	Straylight	43.500	45	Alp Pav	1.9400	26000.	87	48586	No
135	GOM_NL__2PRFIN20110615_111050_000000503103_00296_48586_5311.N1	15-JUN-2011 11:10:50	Twilight	50.000	38	20Eps Sgr	1.8360	11000.	100	48586	No
136	GOM_NL__2PRFIN20110615_111219_000000523103_00296_48586_5312.N1	15-JUN-2011 11:12:19	Twilight	51.500	116	19Del Sgr	2.7000	4100.0	103	48586	No
137	GOM_NL__2PRFIN20110615_111736_000000393103_00296_48586_5313.N1	15-JUN-2011 11:17:36	Bright	38.500	86	35Eta Oph	2.4300	10200.	77	48586	No
138	GOM_NL__2PRFIN20110615_112405_000000423103_00296_48586_5314.N1	15-JUN-2011 11:24:05	Bright	42.000	126	60Bet Oph	2.7700	4250.0	84	48586	No
139	GOM_NL__2PRFIN20110615_112635_000000423103_00296_48586_5315.N1	15-JUN-2011 11:26:35	Bright	42.000	59	55Alp Oph	2.0800	8900.0	84	48586	No
140	GOM_NL__2PRFIN20110615_112835_000000383103_00296_48586_5316.N1	15-JUN-2011 11:28:35	Bright	37.500	127	27Bet Her	2.7810	4700.0	75	48586	No
141	GOM_NL__2PRFIN20110615_113136_000000383103_00296_48586_5317.N1	15-JUN-2011 11:31:36	Bright	38.000	133	40Zet Her	2.8070	6000.0	76	48586	No
142	GOM_NL__2PRFIN20110615_113822_000000413103_00296_48586_5318.N1	15-JUN-2011 11:38:22	Bright	41.000	130	23Bet Dra	2.7990	5800.0	82	48586	No
143	GOM_NL__2PRFIN20110615_114841_000000483103_00296_48586_5319.N1	15-JUN-2011 11:48:41	Bright	48.000	89	5Alp Cep	2.4510	8000.0	96	48586	No
144	GOM_NL__2PRFIN20110615_115507_000000453103_00296_48586_5320.N1	15-JUN-2011 11:55:07	Bright	45.000	74	11Bet Cas	2.2680	6600.0	90	48586	No
145	GOM_NL__2PRFIN20110615_115631_000000413103_00296_48586_5321.N1	15-JUN-2011 11:56:31	Bright	41.000	68	18Alp Cas	2.2250	4500.0	82	48586	No
146	GOM_NL__2PRFIN20110615_120140_000000413103_00296_48586_5322.N1	15-JUN-2011 12:01:40	Bright	40.500	73	57Gam1And	2.2600	13100.	81	48586	No
147	GOM_NL__2PRFIN20110615_120400_000000563103_00296_48586_5323.N1	15-JUN-2011 12:04:00	Twilight	56.000	53	43Bet And	2.0480	3300.0	112	48586	No
148	GOM_NL__2PRFIN20110615_120731_000000473103_00296_48586_5324.N1	15-JUN-2011 12:07:31	Twilight	46.500	50	13Alp Ari	2.0070	4250.0	93	48586	No
149	GOM_NL__2PRFIN20110615_122314_000000543103_00296_48586_5325.N1	15-JUN-2011 12:23:14	Dark	53.500	52	16Bet Cet	2.0370	4500.0	107	48586	No
150	GOM_NL__2PRFIN20110615_122925_000000463103_00296_48586_5326.N1	15-JUN-2011 12:29:25	Dark	45.500	84	Alp Phe	2.3970	4500.0	91	48586	No
151	GOM_NL__2PRFIN20110615_123538_000000523103_00297_48587_5307.N1	15-JUN-2011 12:35:38	Dark	52.000	63	Bet Gru	2.1500	2800.0	104	48587	No
152	GOM_NL__2PRFIN20110615_123740_000000513103_00297_48587_5308.N1	15-JUN-2011 12:37:40	Dark	50.500	31	Alp Gru	1.7340	15200.	101	48587	No
153	GOM_NL__2PRFIN20110615_123936_000000493103_00297_48587_5309.N1	15-JUN-2011 12:39:36	Straylight	49.000	172	Gam Gru	3.0030	13100.	98	48587	No
154	GOM_NL__2PRFIN20110615_124128_000000453103_00297_48587_5310.N1	15-JUN-2011 12:41:28	Straylight	44.500	45	Alp Pav	1.9400	26000.	89	48587	No
155	GOM_NL__2PRFIN20110615_125104_000000483103_00297_48587_5311.N1	15-JUN-2011 12:51:04	Twilight	48.000	38	20Eps Sgr	1.8360	11000.	96	48587	No
156	GOM_NL__2PRFIN20110615_125233_000000473103_00297_48587_5312.N1	15-JUN-2011 12:52:33	Twilight	46.500	116	19Del Sgr	2.7000	4100.0	93	48587	No
157	GOM_NL__2PRFIN20110615_125750_000000393103_00297_48587_5313.N1	15-JUN-2011 12:57:50	Bright	39.000	86	35Eta Oph	2.4300	10200.	78	48587	No
158	GOM_NL__2PRFIN20110615_130419_000000443103_00297_48587_5314.N1	15-JUN-2011 13:04:19	Bright	43.500	126	60Bet Oph	2.7700	4250.0	87	48587	No
159	GOM_NL__2PRFIN20110615_130649_000000453103_00297_48587_5315.N1	15-JUN-2011 13:06:49	Bright	44.500	59	55Alp Oph	2.0800	8900.0	89	48587	No
160	GOM_NL__2PRFIN20110615_130849_000000363103_00297_48587_5316.N1	15-JUN-2011 13:08:49	Bright	36.000	127	27Bet Her	2.7810	4700.0	72	48587	No

161	GOM_NL__2PRFIN20110615_131150_000000393103_00297_48587_5317.N1	15-JUN-2011 13:11:50	Bright	39.000	133	40Zet Her	2.8070	6000.0	78	48587	No
162	GOM_NL__2PRFIN20110615_131836_000000403103_00297_48587_5318.N1	15-JUN-2011 13:18:36	Bright	40.000	130	23Bet Dra	2.7990	5800.0	80	48587	No
163	GOM_NL__2PRFIN20110615_132855_000000453103_00297_48587_5319.N1	15-JUN-2011 13:28:55	Bright	45.000	89	5Alp Cep	2.4510	8000.0	90	48587	No
164	GOM_NL__2PRFIN20110615_133521_000000573103_00297_48587_5320.N1	15-JUN-2011 13:35:21	Bright	57.000	74	11Bet Cas	2.2680	6600.0	114	48587	No
165	GOM_NL__2PRFIN20110615_133644_000000493103_00297_48587_5321.N1	15-JUN-2011 13:36:44	Bright	49.000	68	18Alp Cas	2.2250	4500.0	98	48587	No
166	GOM_NL__2PRFIN20110615_134155_000000573103_00297_48587_5322.N1	15-JUN-2011 13:41:55	Bright	57.000	73	57Gam1And	2.2600	13100.	114	48587	No
167	GOM_NL__2PRFIN20110615_134415_000000543103_00297_48587_5323.N1	15-JUN-2011 13:44:15	Twilight	54.000	53	43Bet And	2.0480	3300.0	108	48587	No
168	GOM_NL__2PRFIN20110615_134745_000000513103_00297_48587_5324.N1	15-JUN-2011 13:47:45	Twilight	50.500	50	13Alp Ari	2.0070	4250.0	101	48587	No
169	GOM_NL__2PRFIN20110615_140329_000000573103_00297_48587_5325.N1	15-JUN-2011 14:03:29	Dark	56.500	52	16Bet Cet	2.0370	4500.0	113	48587	No
170	GOM_NL__2PRFIN20110615_140940_000000463103_00297_48587_5326.N1	15-JUN-2011 14:09:40	Dark	46.000	84	Alp Phe	2.3970	4500.0	92	48587	No
171	GOM_NL__2PRFIN20110615_141553_000000523103_00298_48588_5307.N1	15-JUN-2011 14:15:53	Dark	51.500	63	Bet Gru	2.1500	2800.0	103	48588	No
172	GOM_NL__2PRFIN20110615_141755_000000493103_00298_48588_5308.N1	15-JUN-2011 14:17:55	Dark	49.000	31	Alp Gru	1.7340	15200.	98	48588	No
173	GOM_NL__2PRFIN20110615_141951_000000493103_00298_48588_5309.N1	15-JUN-2011 14:19:51	Straylight	49.000	172	Gam Gru	3.0030	13100.	98	48588	No
174	GOM_NL__2PRFIN20110615_142143_000000443103_00298_48588_5310.N1	15-JUN-2011 14:21:43	Straylight	43.500	45	Alp Pav	1.9400	26000.	87	48588	No
175	GOM_NL__2PRFIN20110615_143118_000000473103_00298_48588_5311.N1	15-JUN-2011 14:31:18	Twilight	47.000	38	20Eps Sgr	1.8360	11000.	94	48588	No
176	GOM_NL__2PRFIN20110615_143248_000000533103_00298_48588_5312.N1	15-JUN-2011 14:32:48	Twilight	52.500	116	19Del Sgr	2.7000	4100.0	105	48588	No
177	GOM_NL__2PRFIN20110615_143804_000000393103_00298_48588_5313.N1	15-JUN-2011 14:38:04	Bright	39.000	86	35Eta Oph	2.4300	10200.	78	48588	No
178	GOM_NL__2PRFIN20110615_144433_000000433103_00298_48588_5314.N1	15-JUN-2011 14:44:33	Bright	43.000	126	60Bet Oph	2.7700	4250.0	86	48588	No
179	GOM_NL__2PRFIN20110615_144703_000000423103_00298_48588_5315.N1	15-JUN-2011 14:47:03	Bright	42.000	59	55Alp Oph	2.0800	8900.0	84	48588	No
180	GOM_NL__2PRFIN20110615_144903_000000393103_00298_48588_5316.N1	15-JUN-2011 14:49:03	Bright	38.500	127	27Bet Her	2.7810	4700.0	77	48588	No
181	GOM_NL__2PRFIN20110615_145204_000000383103_00298_48588_5317.N1	15-JUN-2011 14:52:04	Bright	38.000	133	40Zet Her	2.8070	6000.0	76	48588	No
182	GOM_NL__2PRFIN20110615_145849_000000403103_00298_48588_5318.N1	15-JUN-2011 14:58:49	Bright	40.000	130	23Bet Dra	2.7990	5800.0	80	48588	No
183	GOM_NL__2PRFIN20110615_150908_000000453103_00298_48588_5319.N1	15-JUN-2011 15:09:08	Bright	45.000	89	5Alp Cep	2.4510	8000.0	90	48588	No
184	GOM_NL__2PRFIN20110615_151535_000000653103_00298_48588_5320.N1	15-JUN-2011 15:15:35	Bright	65.000	74	11Bet Cas	2.2680	6600.0	130	48588	No
185	GOM_NL__2PRFIN20110615_151658_000000453103_00298_48588_5321.N1	15-JUN-2011 15:16:58	Bright	44.500	68	18Alp Cas	2.2250	4500.0	89	48588	No
186	GOM_NL__2PRFIN20110615_152209_000000543103_00298_48588_5322.N1	15-JUN-2011 15:22:09	Bright	54.000	73	57Gam1And	2.2600	13100.	108	48588	No
187	GOM_NL__2PRFIN20110615_152429_000000593103_00298_48588_5323.N1	15-JUN-2011 15:24:29	Twilight	59.000	53	43Bet And	2.0480	3300.0	118	48588	No
188	GOM_NL__2PRFIN20110615_152800_000000473103_00298_48588_5324.N1	15-JUN-2011 15:28:00	Twilight	47.000	50	13Alp Ari	2.0070	4250.0	94	48588	No
189	GOM_NL__2PRFIN20110615_154344_000000583103_00298_48588_5325.N1	15-JUN-2011 15:43:44	Dark	58.000	52	16Bet Cet	2.0370	4500.0	116	48588	No
190	GOM_NL__2PRFIN20110615_154955_000000453103_00298_48588_5326.N1	15-JUN-2011 15:49:55	Dark	44.500	84	Alp Phe	2.3970	4500.0	89	48588	No
191	GOM_NL__2PRFIN20110615_155608_000000533103_00299_48589_5307.N1	15-JUN-2011 15:56:08	Dark	53.000	63	Bet Gru	2.1500	2800.0	106	48589	No
192	GOM_NL__2PRFIN20110615_155810_000000493103_00299_48589_5308.N1	15-JUN-2011 15:58:10	Dark	49.000	31	Alp Gru	1.7340	15200.	98	48589	No
193	GOM_NL__2PRFIN20110615_160006_000000493103_00299_48589_5309.N1	15-JUN-2011 16:00:06	Straylight	49.000	172	Gam Gru	3.0030	13100.	98	48589	No
194	GOM_NL__2PRFIN20110615_160157_000000423103_00299_48589_5310.N1	15-JUN-2011 16:01:57	Straylight	42.000	45	Alp Pav	1.9400	26000.	84	48589	No
195	GOM_NL__2PRFIN20110615_161133_000000493103_00299_48589_5311.N1	15-JUN-2011 16:11:33	Twilight	48.500	38	20Eps Sgr	1.8360	11000.	97	48589	No
196	GOM_NL__2PRFIN20110615_161302_000000503103_00299_48589_5312.N1	15-JUN-2011 16:13:02	Twilight	49.500	116	19Del Sgr	2.7000	4100.0	99	48589	No
197	GOM_NL__2PRFIN20110615_161818_000000403103_00299_48589_5313.N1	15-JUN-2011 16:18:18	Bright	40.000	86	35Eta Oph	2.4300	10200.	80	48589	No
198	GOM_NL__2PRFIN20110615_162447_000000443103_00299_48589_5314.N1	15-JUN-2011 16:24:47	Bright	43.500	126	60Bet Oph	2.7700	4250.0	87	48589	No
199	GOM_NL__2PRFIN20110615_162717_000000443103_00299_48589_5315.N1	15-JUN-2011 16:27:17	Bright	43.500	59	55Alp Oph	2.0800	8900.0	87	48589	No
200	GOM_NL__2PRFIN20110615_162917_000000363103_00299_48589_5316.N1	15-JUN-2011 16:29:17	Bright	36.000	127	27Bet Her	2.7810	4700.0	72	48589	No
201	GOM_NL__2PRFIN20110615_163218_000000373103_00299_48589_5317.N1	15-JUN-2011 16:32:18	Bright	37.000	133	40Zet Her	2.8070	6000.0	74	48589	No
202	GOM_NL__2PRFIN20110615_163903_000000423103_00299_48589_5318.N1	15-JUN-2011 16:39:03	Bright	41.500	130	23Bet Dra	2.7990	5800.0	83	48589	No
203	GOM_NL__2PRFIN20110615_164921_000000493103_00299_48589_5319.N1	15-JUN-2011 16:49:21	Bright	48.500	89	5Alp Cep	2.4510	8000.0	97	48589	No
204	GOM_NL__2PRFIN20110615_165548_000000653103_00299_48589_5320.N1	15-JUN-2011 16:55:48	Bright	65.000	74	11Bet Cas	2.2680	6600.0	130	48589	No
205	GOM_NL__2PRFIN20110615_165712_000000633103_00299_48589_5321.N1	15-JUN-2011 16:57:12	Bright	63.000	68	18Alp Cas	2.2250	4500.0	126	48589	No
206	GOM_NL__2PRFIN20110615_170223_000000473103_00299_48589_5322.N1	15-JUN-2011 17:02:23	Bright	46.500	73	57Gam1And	2.2600	13100.	93	48589	No
207	GOM_NL__2PRFIN20110615_170443_000000573103_00299_48589_5323.N1	15-JUN-2011 17:04:43	Twilight	56.500	53	43Bet And	2.0480	3300.0	113	48589	No
208	GOM_NL__2PRFIN20110615_170814_000000473103_00299_48589_5324.N1	15-JUN-2011 17:08:14	Twilight	46.500	50	13Alp Ari	2.0070	4250.0	93	48589	No
209	GOM_NL__2PRFIN20110615_172359_000000553103_00299_48589_5325.N1	15-JUN-2011 17:23:59	Dark	55.000	52	16Bet Cet	2.0370	4500.0	110	48589	No
210	GOM_NL__2PRFIN20110615_173010_000000443103_00299_48589_5326.N1	15-JUN-2011 17:30:10	Dark	43.500	84	Alp Phe	2.3970	4500.0	87	48589	No
211	GOM_NL__2PRFIN20110615_173622_000000573103_00300_48590_5307.N1	15-JUN-2011 17:36:22	Dark	56.500	63	Bet Gru	2.1500	2800.0	113	48590	No
212	GOM_NL__2PRFIN20110615_173825_000000513103_00300_48590_5308.N1	15-JUN-2011 17:38:25	Dark	50.500	31	Alp Gru	1.7340	15200.	101	48590	No
213	GOM_NL__2PRFIN20110615_174022_000000483103_00300_48590_5309.N1	15-JUN-2011 17:40:22	Straylight	48.000	172	Gam Gru	3.0030	13100.	96	48590	No
214	GOM_NL__2PRFIN20110615_174212_000000433103_00300_48590_5310.N1	15-JUN-2011 17:42:12	Straylight	43.000	45	Alp Pav	1.9400	26000.	86	48590	No
215	GOM_NL__2PRFIN20110615_175147_000000493103_00300_48590_5311.N1	15-JUN-2011 17:51:47	Twilight	49.000	38	20Eps Sgr	1.8360	11000.	98	48590	No
216	GOM_NL__2PRFIN20110615_175316_000000543103_00300_48590_5312.N1	15-JUN-2011 17:53:16	Twilight	53.500	116	19Del Sgr	2.7000	4100.0	107	48590	No
217	GOM_NL__2PRFIN20110615_175832_000000403103_00300_48590_5313.N1	15-JUN-2011 17:58:32	Bright	39.500	86	35Eta Oph	2.4300	10200.	79	48590	No
218	GOM_NL__2PRFIN20110615_180500_000000433103_00300_48590_5314.N1	15-JUN-2011 18:05:00	Bright	43.000	126	60Bet Oph	2.7700	4250.0	86	48590	No
219	GOM_NL__2PRFIN20110615_180730_000000443103_00300_48590_5315.N1	15-JUN-2011 18:07:30	Bright	44.000	59	55Alp Oph	2.0800	8900.0	88	48590	No

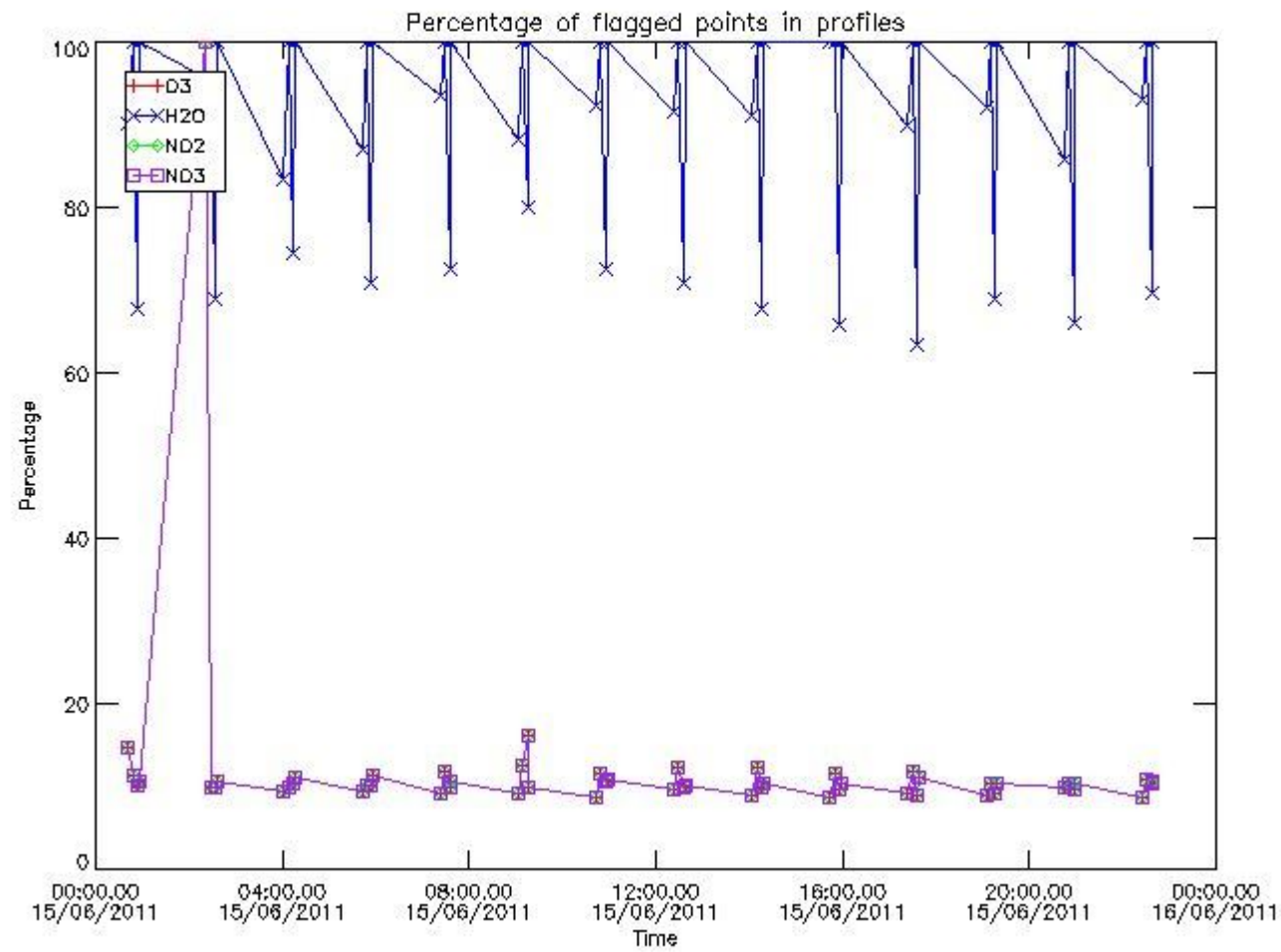
220	GOM_NL__2PRFIN20110615_180931_000000383103_00300_48590_5316.N1	15-JUN-2011 18:09:31	Bright	37.500	127	27Bet Her	2.7810	4700.0	75	48590	No
221	GOM_NL__2PRFIN20110615_181232_000000383103_00300_48590_5317.N1	15-JUN-2011 18:12:32	Bright	37.500	133	40Zet Her	2.8070	6000.0	75	48590	No
222	GOM_NL__2PRFIN20110615_181916_000000423103_00300_48590_5318.N1	15-JUN-2011 18:19:16	Bright	42.000	130	23Bet Dra	2.7990	5800.0	84	48590	No
223	GOM_NL__2PRFIN20110615_182935_000000463103_00300_48590_5319.N1	15-JUN-2011 18:29:35	Bright	46.000	89	5Alp Cep	2.4510	8000.0	92	48590	No
224	GOM_NL__2PRFIN20110615_183602_000000653103_00300_48590_5320.N1	15-JUN-2011 18:36:02	Bright	65.000	74	11Bet Cas	2.2680	6600.0	130	48590	No
225	GOM_NL__2PRFIN20110615_183726_000000633103_00300_48590_5321.N1	15-JUN-2011 18:37:26	Bright	63.000	68	18Alp Cas	2.2250	4500.0	126	48590	No
226	GOM_NL__2PRFIN20110615_184236_000000413103_00300_48590_5322.N1	15-JUN-2011 18:42:36	Bright	40.500	73	57Gam1And	2.2600	13100.	81	48590	No
227	GOM_NL__2PRFIN20110615_184457_000000603103_00300_48590_5323.N1	15-JUN-2011 18:44:57	Twilight	60.000	53	43Bet And	2.0480	3300.0	120	48590	No
228	GOM_NL__2PRFIN20110615_184828_000000493103_00300_48590_5324.N1	15-JUN-2011 18:48:28	Twilight	49.000	50	13Alp Ari	2.0070	4250.0	98	48590	No
229	GOM_NL__2PRFIN20110615_190414_000000583103_00300_48590_5325.N1	15-JUN-2011 19:04:14	Dark	57.500	52	16Bet Cet	2.0370	4500.0	115	48590	No
230	GOM_NL__2PRFIN20110615_191024_000000543103_00300_48590_5326.N1	15-JUN-2011 19:10:24	Dark	53.500	84	Alp Phe	2.3970	4500.0	107	48590	No
231	GOM_NL__2PRFIN20110615_191638_000000553103_00301_48591_5307.N1	15-JUN-2011 19:16:38	Dark	55.000	63	Bet Gru	2.1500	2800.0	110	48591	No
232	GOM_NL__2PRFIN20110615_191840_000000503103_00301_48591_5308.N1	15-JUN-2011 19:18:40	Dark	49.500	31	Alp Gru	1.7340	15200.	99	48591	No
233	GOM_NL__2PRFIN20110615_192037_000000483103_00301_48591_5309.N1	15-JUN-2011 19:20:37	Straylight	48.000	172	Gam Gru	3.0030	13100.	96	48591	No
234	GOM_NL__2PRFIN20110615_192226_000000483103_00301_48591_5310.N1	15-JUN-2011 19:22:26	Straylight	47.500	45	Alp Pav	1.9400	26000.	95	48591	No
235	GOM_NL__2PRFIN20110615_193201_000000483103_00301_48591_5311.N1	15-JUN-2011 19:32:01	Twilight	48.000	38	20Eps Sgr	1.8360	11000.	96	48591	No
236	GOM_NL__2PRFIN20110615_193330_000000513103_00301_48591_5312.N1	15-JUN-2011 19:33:30	Twilight	50.500	116	19Del Sgr	2.7000	4100.0	101	48591	No
237	GOM_NL__2PRFIN20110615_193846_000000413103_00301_48591_5313.N1	15-JUN-2011 19:38:46	Bright	40.500	86	35Eta Oph	2.4300	10200.	81	48591	No
238	GOM_NL__2PRFIN20110615_194514_000000433103_00301_48591_5314.N1	15-JUN-2011 19:45:14	Bright	43.000	126	60Bet Oph	2.7700	4250.0	86	48591	No
239	GOM_NL__2PRFIN20110615_194744_000000433103_00301_48591_5315.N1	15-JUN-2011 19:47:44	Bright	43.000	59	55Alp Oph	2.0800	8900.0	86	48591	No
240	GOM_NL__2PRFIN20110615_194945_000000363103_00301_48591_5316.N1	15-JUN-2011 19:49:45	Bright	36.000	127	27Bet Her	2.7810	4700.0	72	48591	No
241	GOM_NL__2PRFIN20110615_195245_000000383103_00301_48591_5317.N1	15-JUN-2011 19:52:45	Bright	37.500	133	40Zet Her	2.8070	6000.0	75	48591	No
242	GOM_NL__2PRFIN20110615_195930_000000423103_00301_48591_5318.N1	15-JUN-2011 19:59:30	Bright	42.000	130	23Bet Dra	2.7990	5800.0	84	48591	No
243	GOM_NL__2PRFIN20110615_200948_000000463103_00301_48591_5319.N1	15-JUN-2011 20:09:48	Bright	46.000	89	5Alp Cep	2.4510	8000.0	92	48591	No
244	GOM_NL__2PRFIN20110615_201616_000000613103_00301_48591_5320.N1	15-JUN-2011 20:16:16	Bright	60.500	74	11Bet Cas	2.2680	6600.0	121	48591	No
245	GOM_NL__2PRFIN20110615_201739_000000453103_00301_48591_5321.N1	15-JUN-2011 20:17:39	Bright	44.500	68	18Alp Cas	2.2250	4500.0	89	48591	No
246	GOM_NL__2PRFIN20110615_202250_000000423103_00301_48591_5322.N1	15-JUN-2011 20:22:50	Bright	41.500	73	57Gam1And	2.2600	13100.	83	48591	No
247	GOM_NL__2PRFIN20110615_202511_000000573103_00301_48591_5323.N1	15-JUN-2011 20:25:11	Twilight	56.500	53	43Bet And	2.0480	3300.0	113	48591	No
248	GOM_NL__2PRFIN20110615_202842_000000493103_00301_48591_5324.N1	15-JUN-2011 20:28:42	Twilight	48.500	50	13Alp Ari	2.0070	4250.0	97	48591	No
249	GOM_NL__2PRFIN20110615_204429_000000573103_00301_48591_5325.N1	15-JUN-2011 20:44:29	Dark	57.000	52	16Bet Cet	2.0370	4500.0	114	48591	No
250	GOM_NL__2PRFIN20110615_205039_000000493103_00301_48591_5326.N1	15-JUN-2011 20:50:39	Dark	49.000	84	Alp Phe	2.3970	4500.0	98	48591	No
251	GOM_NL__2PRFIN20110615_205652_000000543103_00302_48592_5307.N1	15-JUN-2011 20:56:52	Dark	53.500	63	Bet Gru	2.1500	2800.0	107	48592	No
252	GOM_NL__2PRFIN20110615_205855_000000503103_00302_48592_5308.N1	15-JUN-2011 20:58:55	Dark	49.500	31	Alp Gru	1.7340	15200.	99	48592	No
253	GOM_NL__2PRFIN20110615_210052_000000473103_00302_48592_5309.N1	15-JUN-2011 21:00:52	Straylight	47.000	172	Gam Gru	3.0030	13100.	94	48592	No
254	GOM_NL__2PRFIN20110615_210241_000000423103_00302_48592_5310.N1	15-JUN-2011 21:02:41	Straylight	41.500	45	Alp Pav	1.9400	26000.	83	48592	No
255	GOM_NL__2PRFIN20110615_211216_000000493103_00302_48592_5311.N1	15-JUN-2011 21:12:16	Twilight	49.000	38	20Eps Sgr	1.8360	11000.	98	48592	No
256	GOM_NL__2PRFIN20110615_211345_000000503103_00302_48592_5312.N1	15-JUN-2011 21:13:45	Twilight	49.500	116	19Del Sgr	2.7000	4100.0	99	48592	No
257	GOM_NL__2PRFIN20110615_211900_000000393103_00302_48592_5313.N1	15-JUN-2011 21:19:00	Bright	39.000	86	35Eta Oph	2.4300	10200.	78	48592	No
258	GOM_NL__2PRFIN20110615_212528_000000433103_00302_48592_5314.N1	15-JUN-2011 21:25:28	Bright	43.000	126	60Bet Oph	2.7700	4250.0	86	48592	No
259	GOM_NL__2PRFIN20110615_212758_000000433103_00302_48592_5315.N1	15-JUN-2011 21:27:58	Bright	43.000	59	55Alp Oph	2.0800	8900.0	86	48592	No
260	GOM_NL__2PRFIN20110615_212959_000000393103_00302_48592_5316.N1	15-JUN-2011 21:29:59	Bright	39.000	127	27Bet Her	2.7810	4700.0	78	48592	No
261	GOM_NL__2PRFIN20110615_213259_000000373103_00302_48592_5317.N1	15-JUN-2011 21:32:59	Bright	36.500	133	40Zet Her	2.8070	6000.0	73	48592	No
262	GOM_NL__2PRFIN20110615_213944_000000423103_00302_48592_5318.N1	15-JUN-2011 21:39:44	Bright	42.000	130	23Bet Dra	2.7990	5800.0	84	48592	No
263	GOM_NL__2PRFIN20110615_215001_000000483103_00302_48592_5319.N1	15-JUN-2011 21:50:01	Bright	48.000	89	5Alp Cep	2.4510	8000.0	96	48592	No
264	GOM_NL__2PRFIN20110615_215629_000000553103_00302_48592_5320.N1	15-JUN-2011 21:56:29	Bright	54.500	74	11Bet Cas	2.2680	6600.0	109	48592	No
265	GOM_NL__2PRFIN20110615_215753_000000423103_00302_48592_5321.N1	15-JUN-2011 21:57:53	Bright	42.000	68	18Alp Cas	2.2250	4500.0	84	48592	No
266	GOM_NL__2PRFIN20110615_220304_000000573103_00302_48592_5322.N1	15-JUN-2011 22:03:04	Bright	57.000	73	57Gam1And	2.2600	13100.	114	48592	No
267	GOM_NL__2PRFIN20110615_220525_000000583103_00302_48592_5323.N1	15-JUN-2011 22:05:25	Twilight	58.000	53	43Bet And	2.0480	3300.0	116	48592	No
268	GOM_NL__2PRFIN20110615_220856_000000473103_00302_48592_5324.N1	15-JUN-2011 22:08:56	Twilight	46.500	50	13Alp Ari	2.0070	4250.0	93	48592	No
269	GOM_NL__2PRFIN20110615_222444_000000583103_00302_48592_5325.N1	15-JUN-2011 22:24:44	Dark	58.000	52	16Bet Cet	2.0370	4500.0	116	48592	No
270	GOM_NL__2PRFIN20110615_223053_000000523103_00302_48592_5326.N1	15-JUN-2011 22:30:53	Dark	52.000	84	Alp Phe	2.3970	4500.0	104	48592	No
271	GOM_NL__2PRFIN20110615_223708_000000583103_00303_48593_5327.N1	15-JUN-2011 22:37:08	Dark	58.000	63	Bet Gru	2.1500	2800.0	116	48593	No
272	GOM_NL__2PRFIN20110615_223910_000000503103_00303_48593_5328.N1	15-JUN-2011 22:39:10	Dark	49.500	31	Alp Gru	1.7340	15200.	99	48593	No
273	GOM_NL__2PRFIN20110615_224108_000000473103_00303_48593_5329.N1	15-JUN-2011 22:41:08	Straylight	47.000	172	Gam Gru	3.0030	13100.	94	48593	No
274	GOM_NL__2PRFIN20110615_224256_000000443103_00303_48593_5330.N1	15-JUN-2011 22:42:56	Straylight	44.000	45	Alp Pav	1.9400	26000.	88	48593	No
275	GOM_NL__2PRFIN20110615_225230_000000483103_00303_48593_5331.N1	15-JUN-2011 22:52:30	Twilight	48.000	38	20Eps Sgr	1.8360	11000.	96	48593	No
276	GOM_NL__2PRFIN20110615_225359_000000513103_00303_48593_5332.N1	15-JUN-2011 22:53:59	Twilight	50.500	116	19Del Sgr	2.7000	4100.0	101	48593	No
277	GOM_NL__2PRFIN20110615_225914_000000403103_00303_48593_5333.N1	15-JUN-2011 22:59:14	Bright	40.000	86	35Eta Oph	2.4300	10200.	80	48593	No
278	GOM_NL__2PRFIN20110615_230542_000000443103_00303_48593_5334.N1	15-JUN-2011 23:05:42	Bright	44.000	126	60Bet Oph	2.7700	4250.0	88	48593	No

279	GOM_NL__2PRFIN20110615_230811_000000453103_00303_48593_5335.N1	15-JUN-2011 23:08:11	Bright	45.000	59	55Alp Oph	2.0800	8900.0	90	48593	No
280	GOM_NL__2PRFIN20110615_231013_000000393103_00303_48593_5336.N1	15-JUN-2011 23:10:13	Bright	38.500	127	27Bet Her	2.7810	4700.0	77	48593	No
281	GOM_NL__2PRFIN20110615_231313_000000363103_00303_48593_5337.N1	15-JUN-2011 23:13:13	Bright	36.000	133	40Zet Her	2.8070	6000.0	72	48593	No
282	GOM_NL__2PRFIN20110615_231957_000000383103_00303_48593_5338.N1	15-JUN-2011 23:19:57	Bright	37.500	130	23Bet Dra	2.7990	5800.0	75	48593	No
283	GOM_NL__2PRFIN20110615_233014_000000463103_00303_48593_5339.N1	15-JUN-2011 23:30:14	Bright	45.500	89	5Alp Cep	2.4510	8000.0	91	48593	No
284	GOM_NL__2PRFIN20110615_233643_000000653103_00303_48593_5340.N1	15-JUN-2011 23:36:43	Bright	65.000	74	11Bet Cas	2.2680	6600.0	130	48593	No
285	GOM_NL__2PRFIN20110615_233807_000000453103_00303_48593_5341.N1	15-JUN-2011 23:38:07	Bright	44.500	68	18Alp Cas	2.2250	4500.0	89	48593	No
286	GOM_NL__2PRFIN20110615_234318_000000423103_00303_48593_5342.N1	15-JUN-2011 23:43:18	Bright	41.500	73	57Gam1And	2.2600	13100.	83	48593	No
287	GOM_NL__2PRFIN20110615_234539_000000553103_00303_48593_5343.N1	15-JUN-2011 23:45:39	Twilight	55.000	53	43Bet And	2.0480	3300.0	110	48593	No
288	GOM_NL__2PRFIN20110615_234910_000000533103_00303_48593_5344.N1	15-JUN-2011 23:49:10	Twilight	52.500	50	13Alp Ari	2.0070	4250.0	105	48593	No

3. Quality information per product

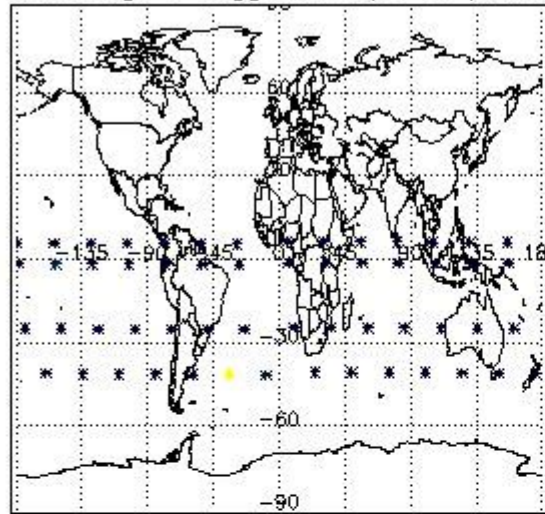
In this section it is plotted some information contained in the Quality Summary data set of the level 2 products. Only products in dark limb conditions and without errors (error flag in the MPH set to "0") are used.

3.1 Plot quality information per product (time dependant)

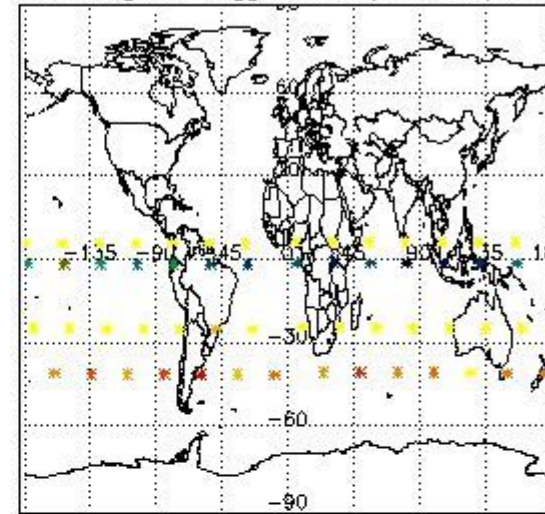


3.2 Plot quality information per product (world map)

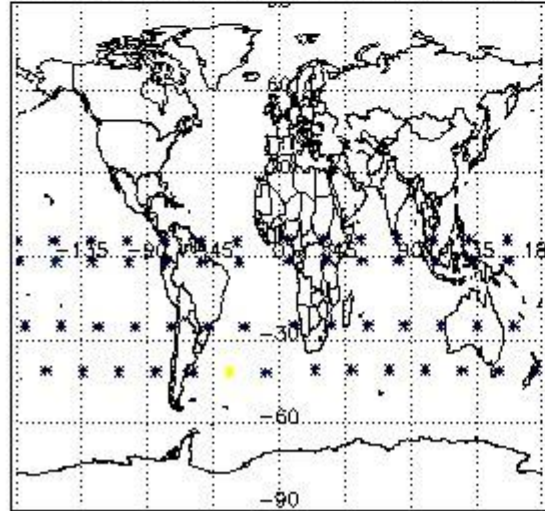
Percentage of flagged data per O3 profile



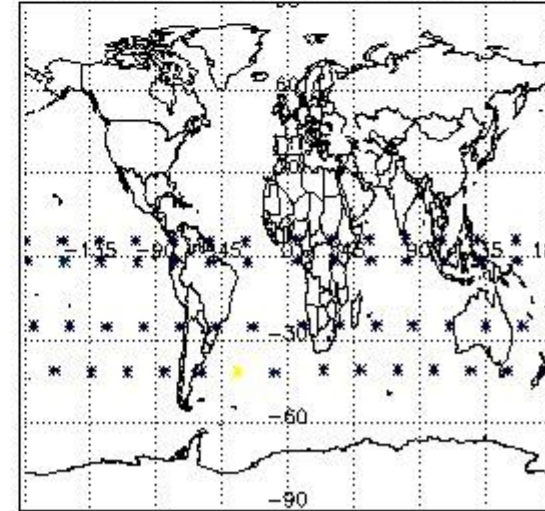
Percentage of flagged data per H2O profile



Percentage of flagged data per NO2 profile



Percentage of flagged data per NO3 profile

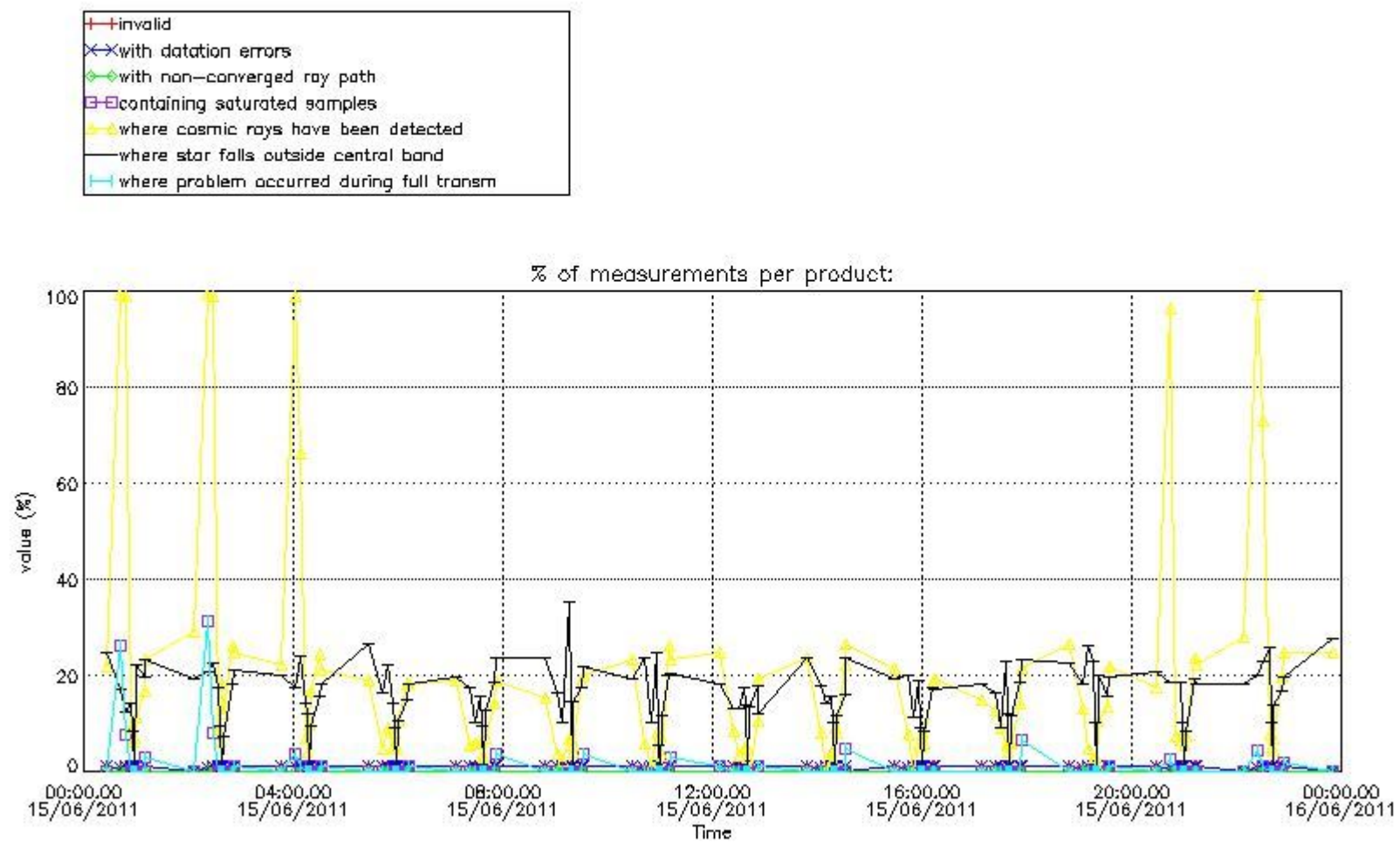


4. Level 1 quality information per product

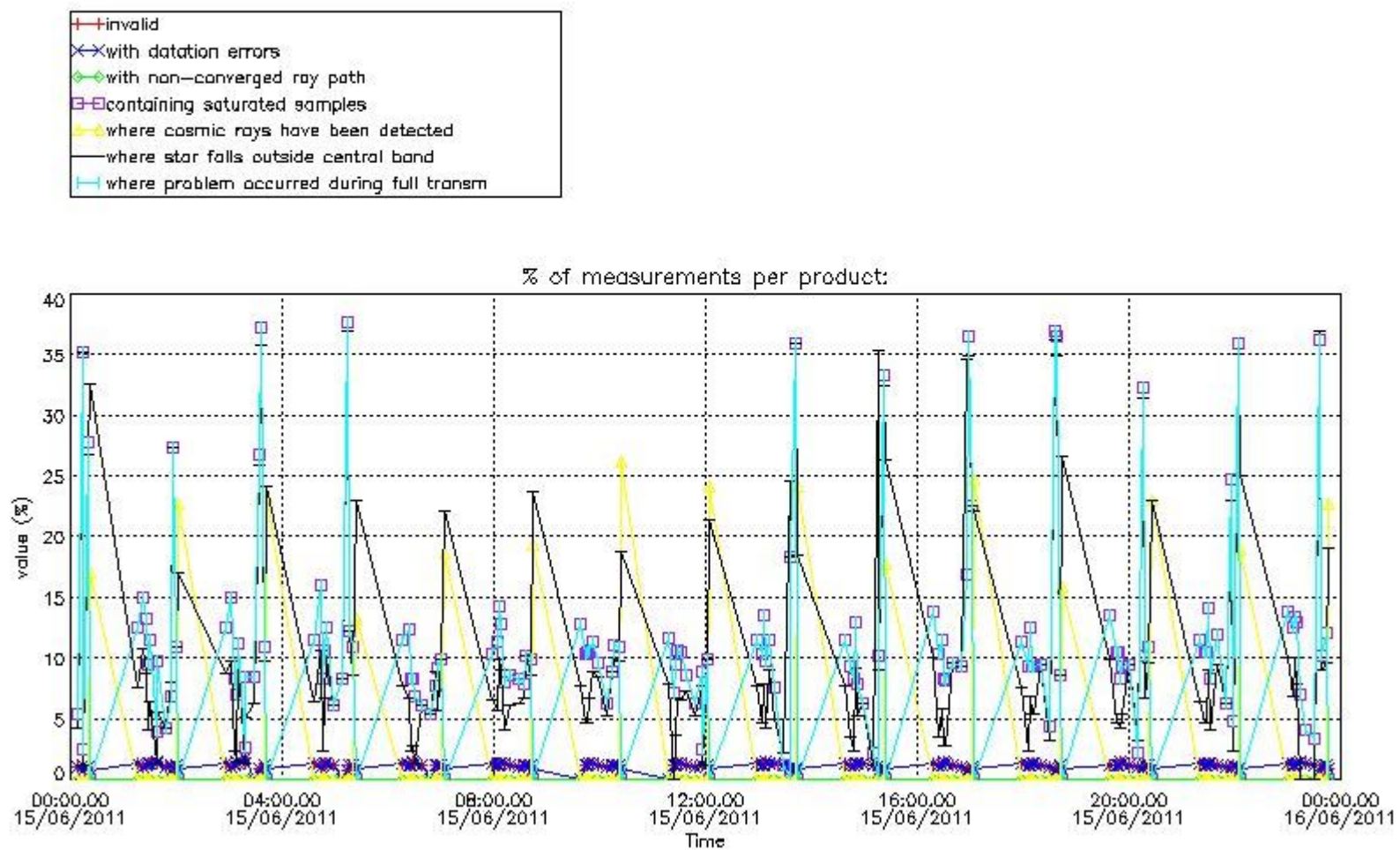
In this section it is plotted some information contained in the Quality Summary data set of the level 2 products that comes from the level 1b processing. Products without errors (error flag in the MPH set to "0") are used.

4.1 Plot quality information per product (time dependant) coming from level 1b processing

4.1.1 Plot level 1 quality information per product (time dependant): ENVISAT ASCENDING passes



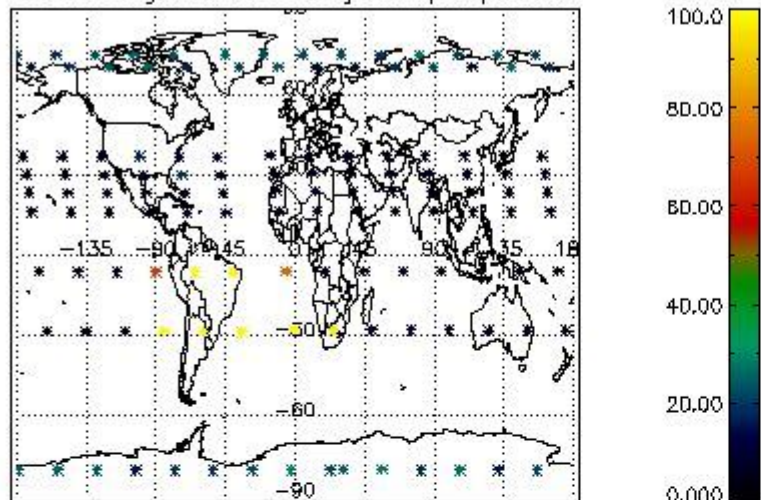
4.1.2 Plot level 1 quality information per product (time dependant): ENVI SAT DESCENDING passes



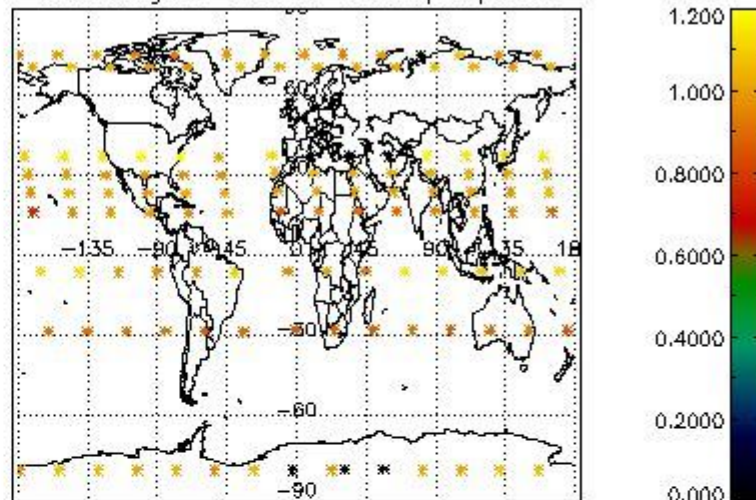
4.2 Plot quality information per product coming from level 1b processing (world map)

4.2.1 Plot level 1 quality information per product (world map): ENVISAT ASCENDING passes

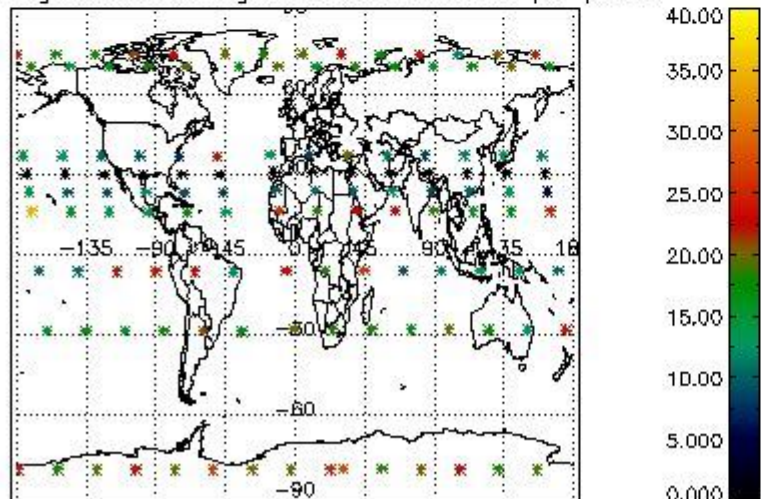
Percentage of cosmic ray hits per profile



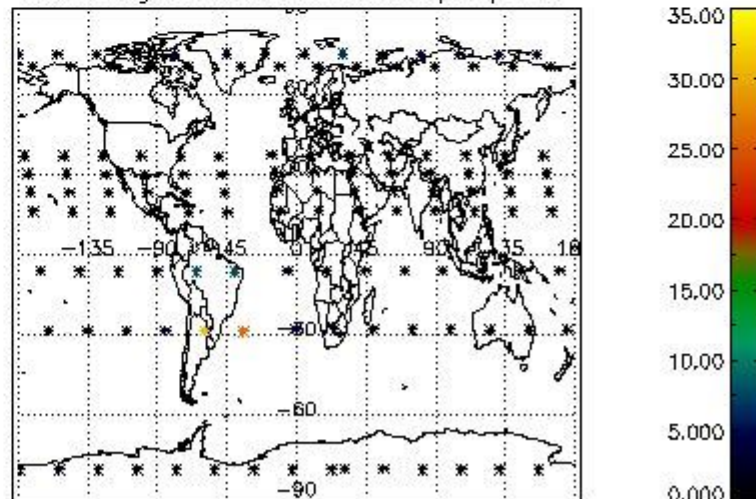
Percentage of datation errors per profile



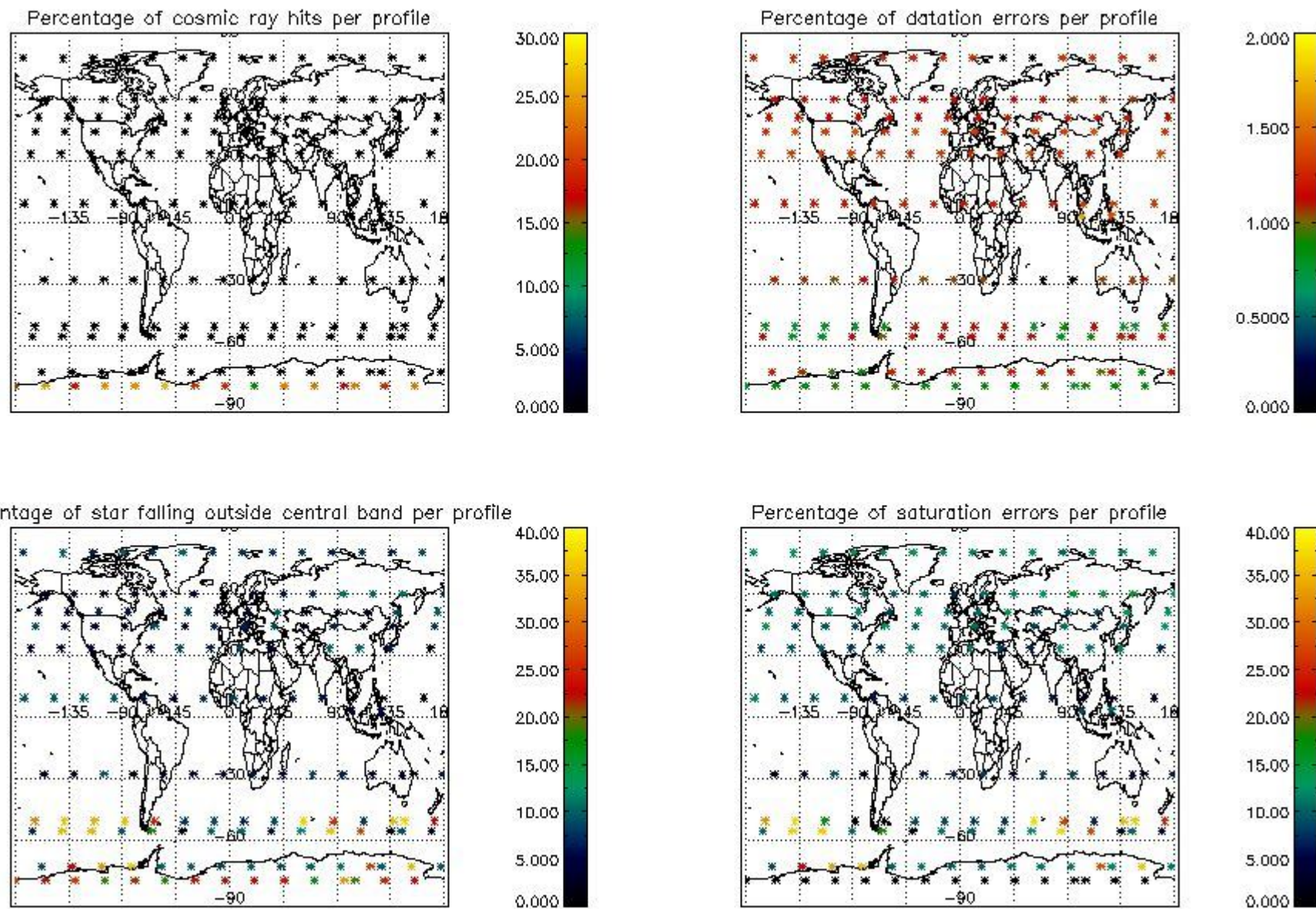
Percentage of star falling outside central band per profile



Percentage of saturation errors per profile



4.2.2 Plot level 1 quality information per product (world map): ENVISAT DESCENDING passes



5. Trace gas profiles

5.1 Ozone statistics based on quality of products

The final quality of the products can be "measured" using the STD (Standard Deviation) attached to every point profile. This information is written to the parameter GOM_NL__2P/NL_LOCAL_SPECIES_DENSITY/o3_std of the level 2 products. The table below shows the statistics for given STD ranges.

The statistics are given with respect to the overall valid production:

- Products without fatal errors: GOM_NL__2P/MPH/PRODUCT_ERR=0
- Valid point profile: GOM_NL__2P/NL_LOCAL_SPECIES_DENSITY/pcd(0)=0

The 'Criteria' is applied to valid points of dark limb products:

- Products in dark limb illumination condition: GOM_NL__2P/NL_SUMMARY_QUALITY/obs_ill_cond=0
- Products without fatal errors: GOM_NL__2P/MPH/PRODUCT_ERR=0
- Valid point profile: GOM_NL__2P/NL_LOCAL_SPECIES_DENSITY/pcd(0)=0

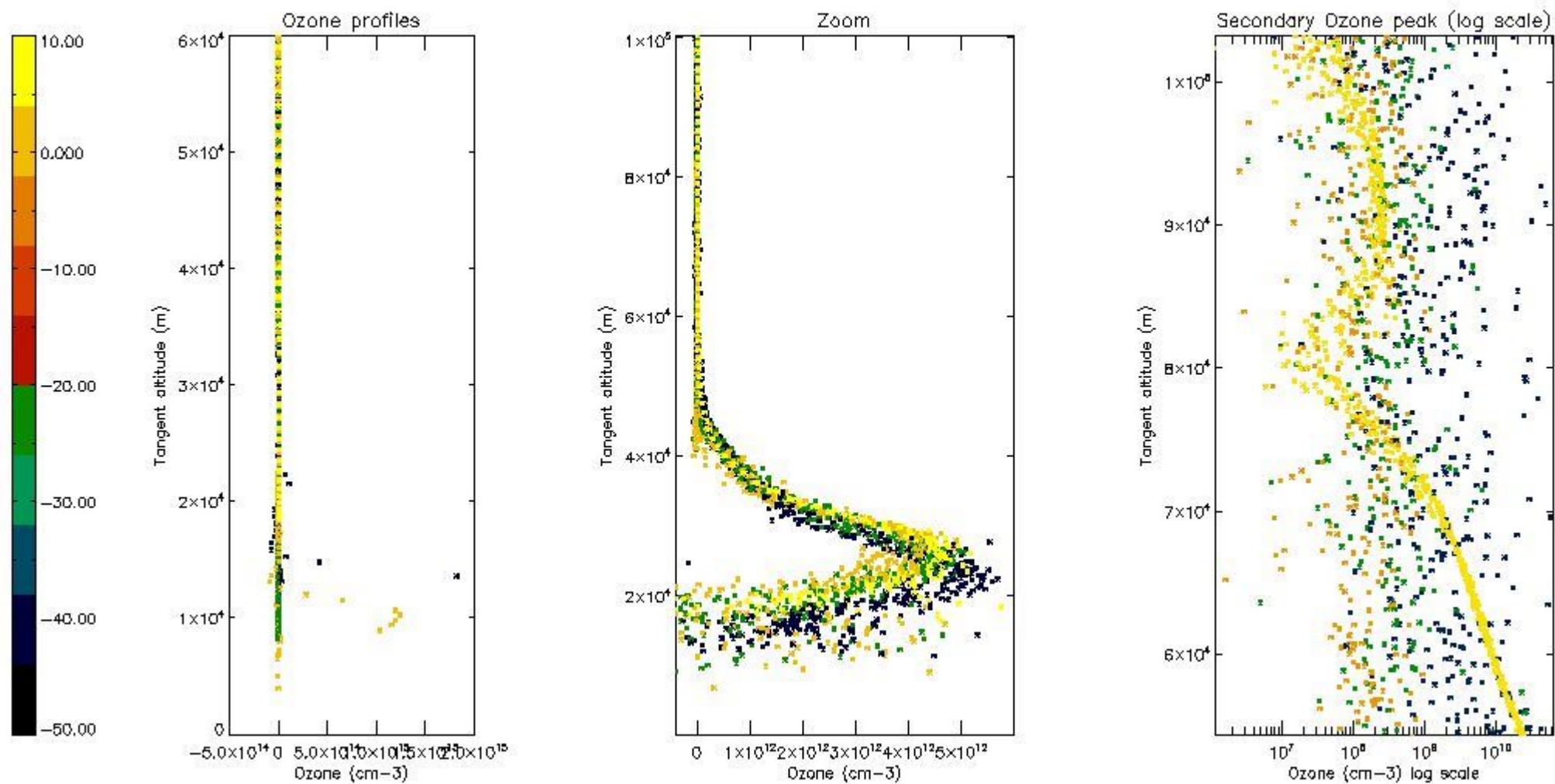
So, the table below shows the percentage of dark limb and valid observations for each criteria with respect to the overall valid daily observations.

Criteria	% of total production
All STD	22
STD < 20	7

STD < 10	5
STD < 5	2

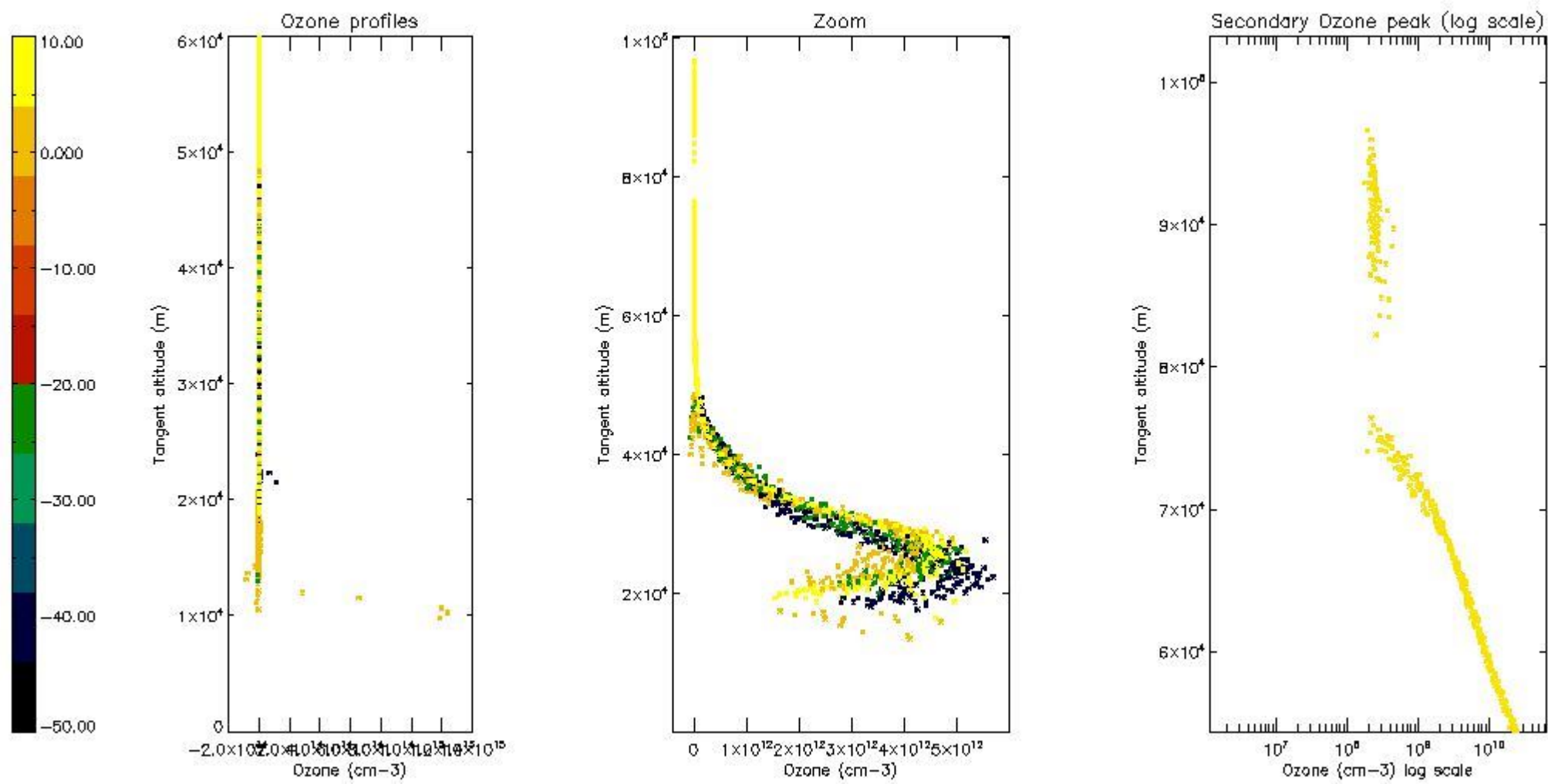
5.2 Plot ozone profiles for all STD (dark without errors)

The colorbar represents the latitude.



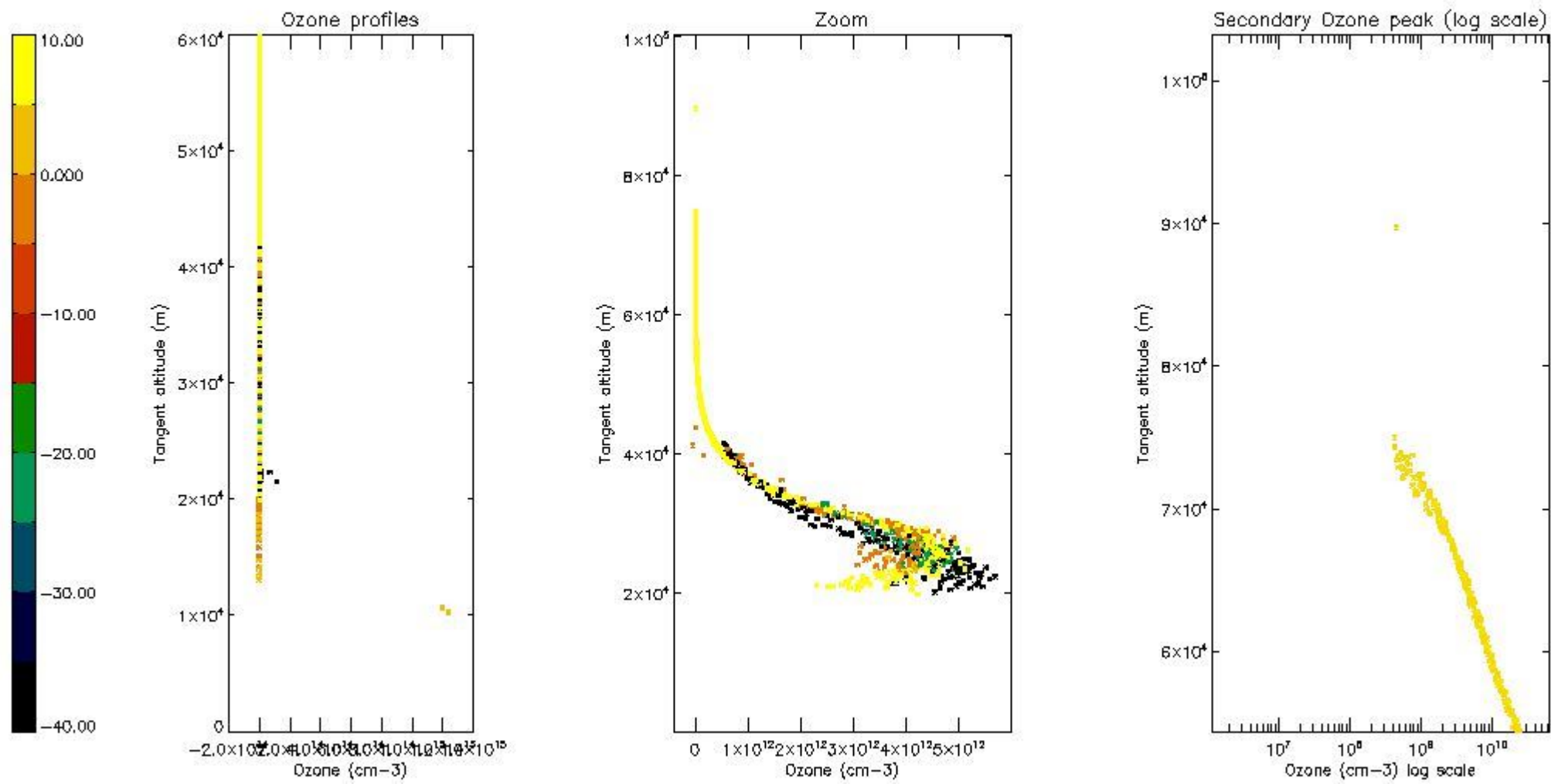
5.3 Plot ozone profiles where STD < 20% (dark without errors)

The colorbar represents the latitude.



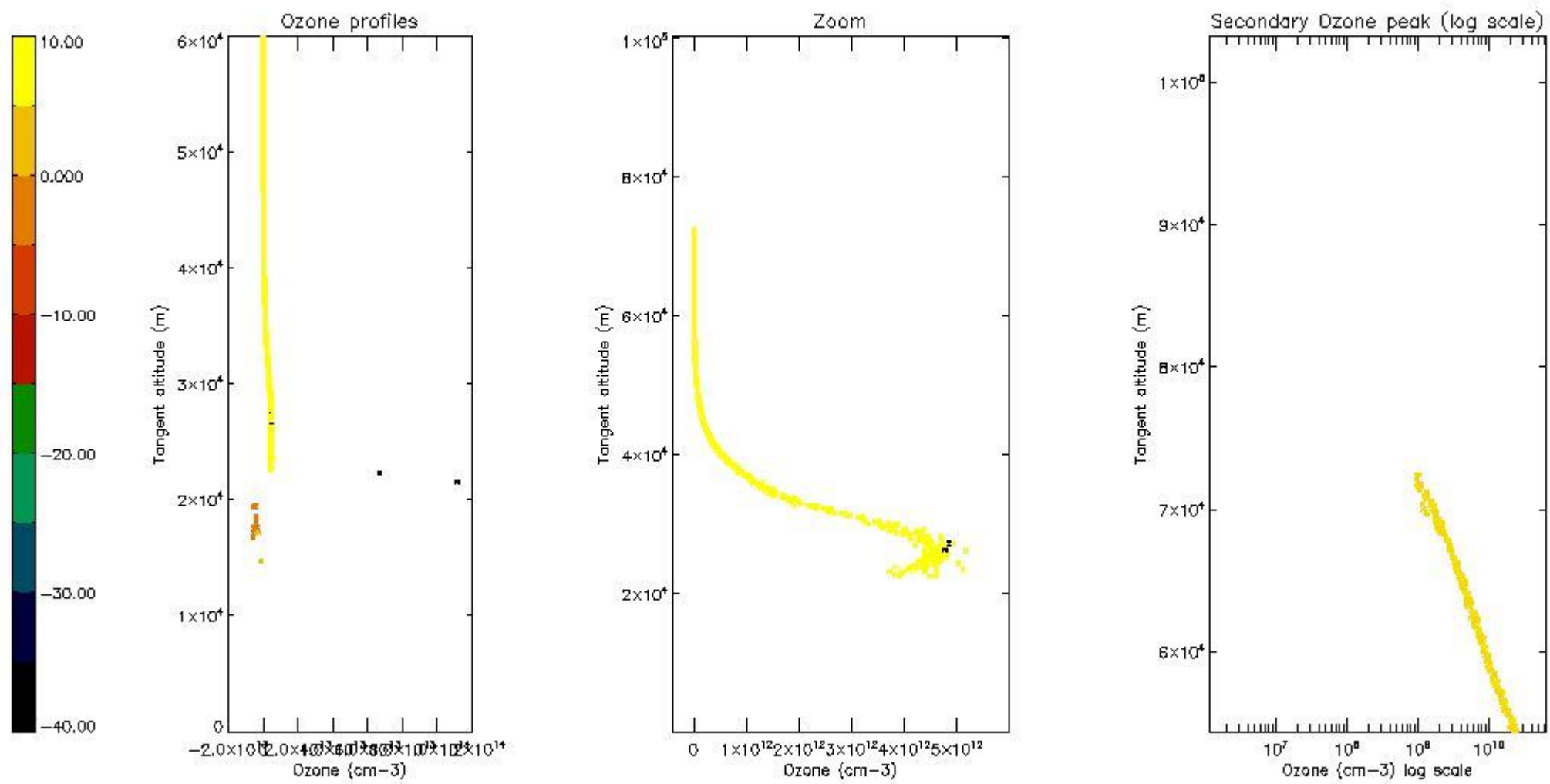
5.4 Plot ozone profiles where $STD < 10\%$ (dark without errors)

The colorbar represents the latitude.



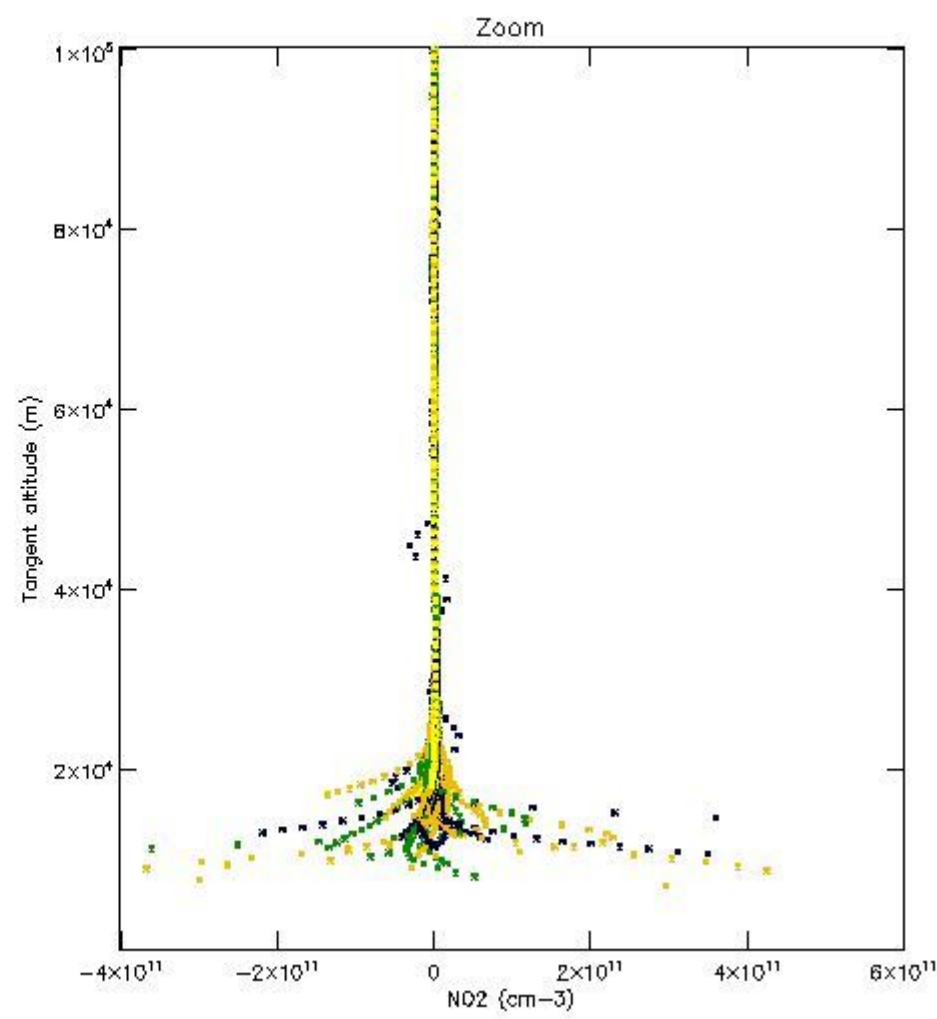
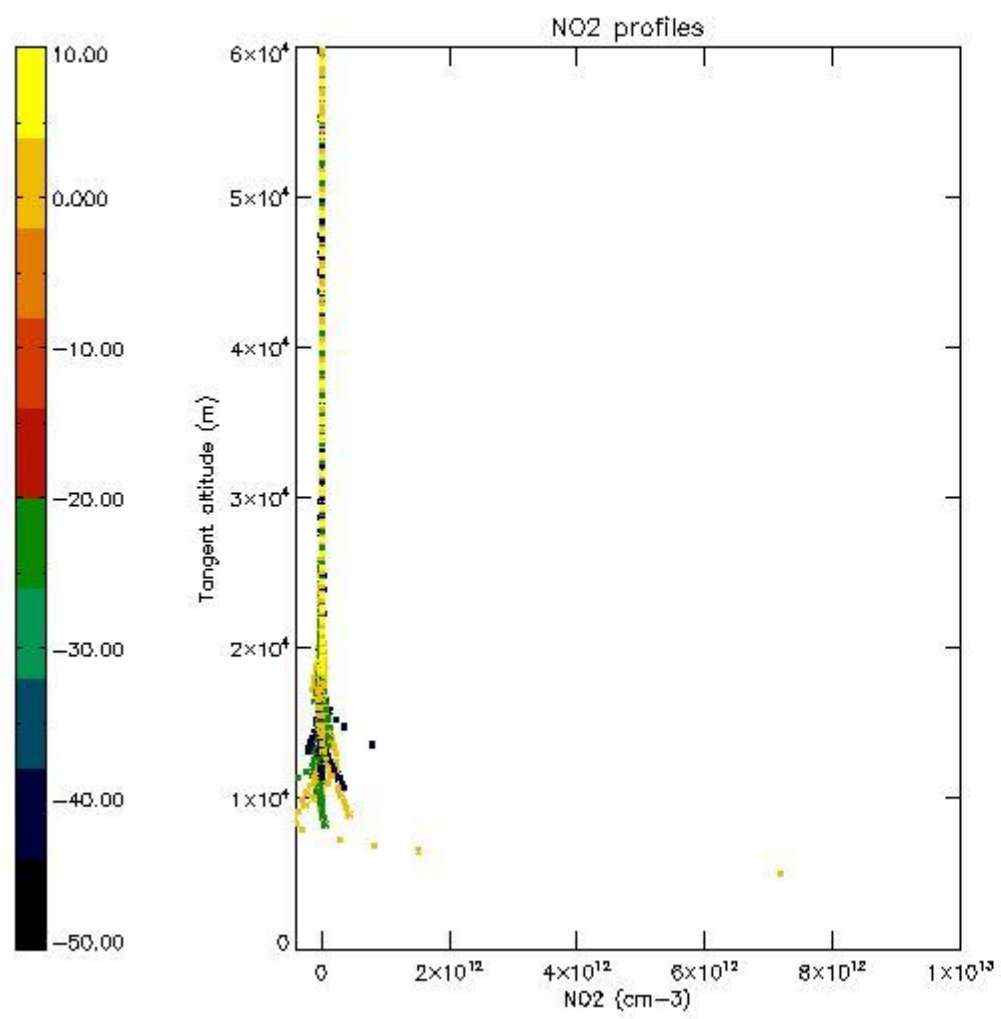
5.5 Plot ozone profiles where $STD < 5\%$ (dark without errors)

The colorbar represents the latitude.



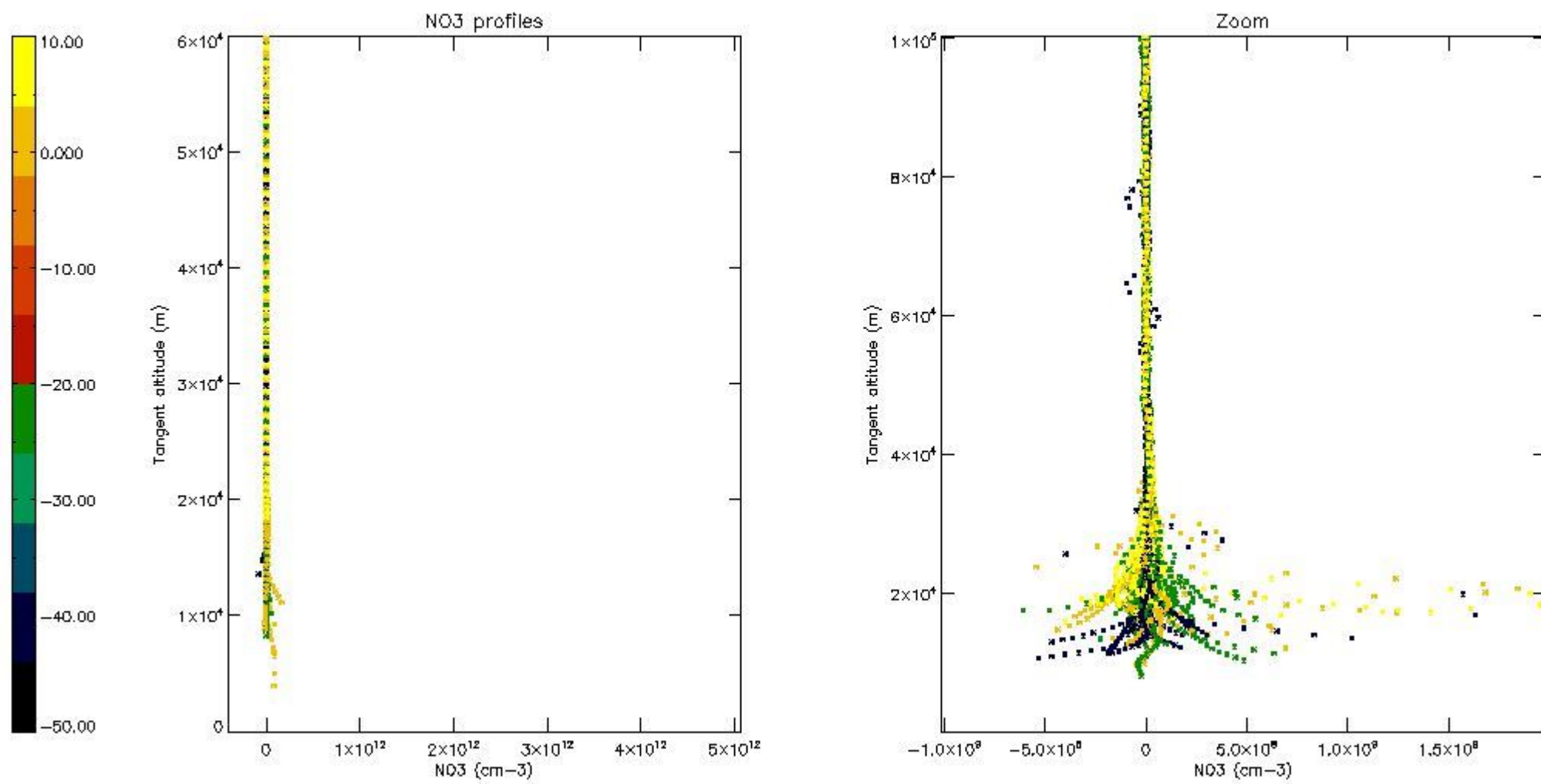
5.6 Plot NO₂ profiles for all STD (dark without errors)

The colorbar represents the latitude.



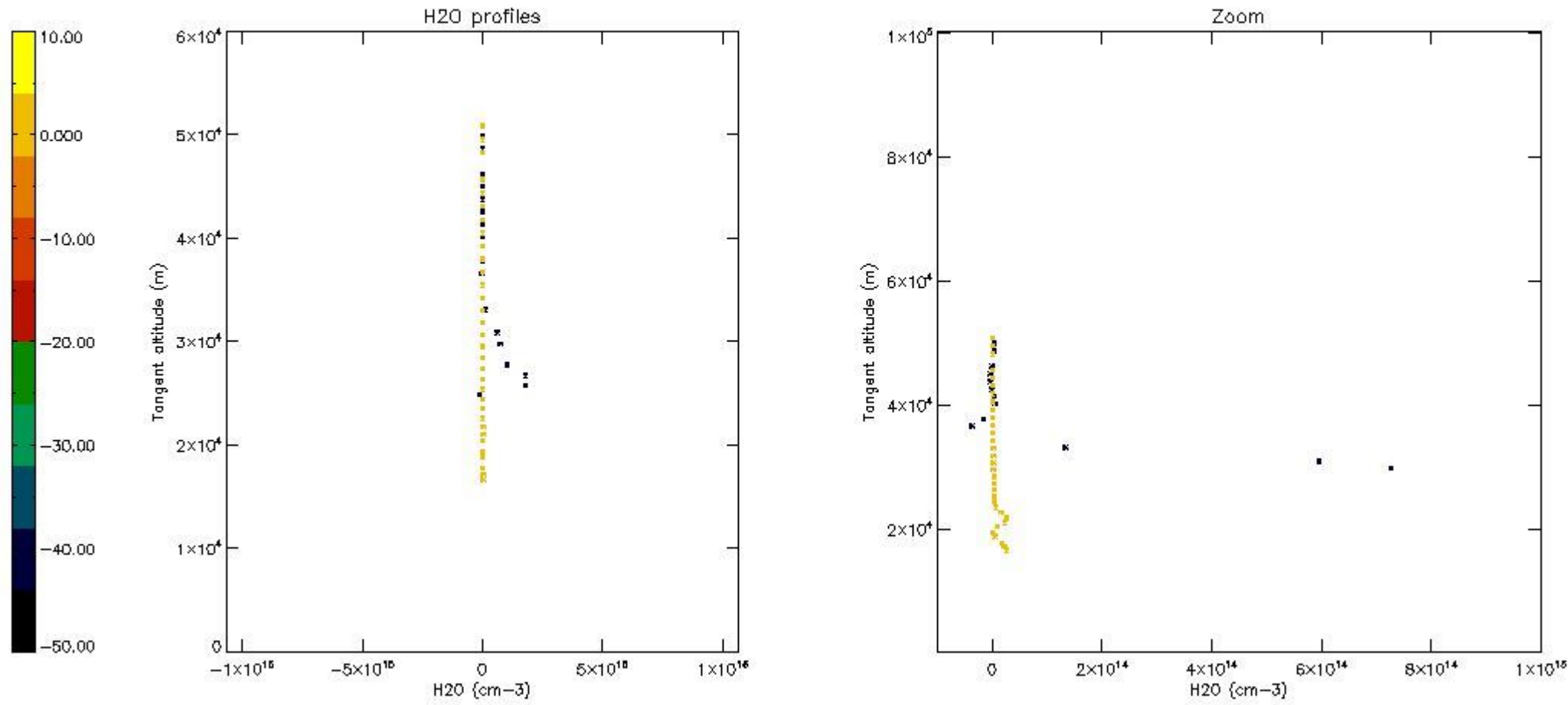
5.7 Plot NO3 profiles for all STD (dark without errors)

The colorbar represents the latitude.



5.8 Plot H2O profiles for all STD (only for occultations of stars 1,2,3,4,13,14,16,26,63 dark without errors)

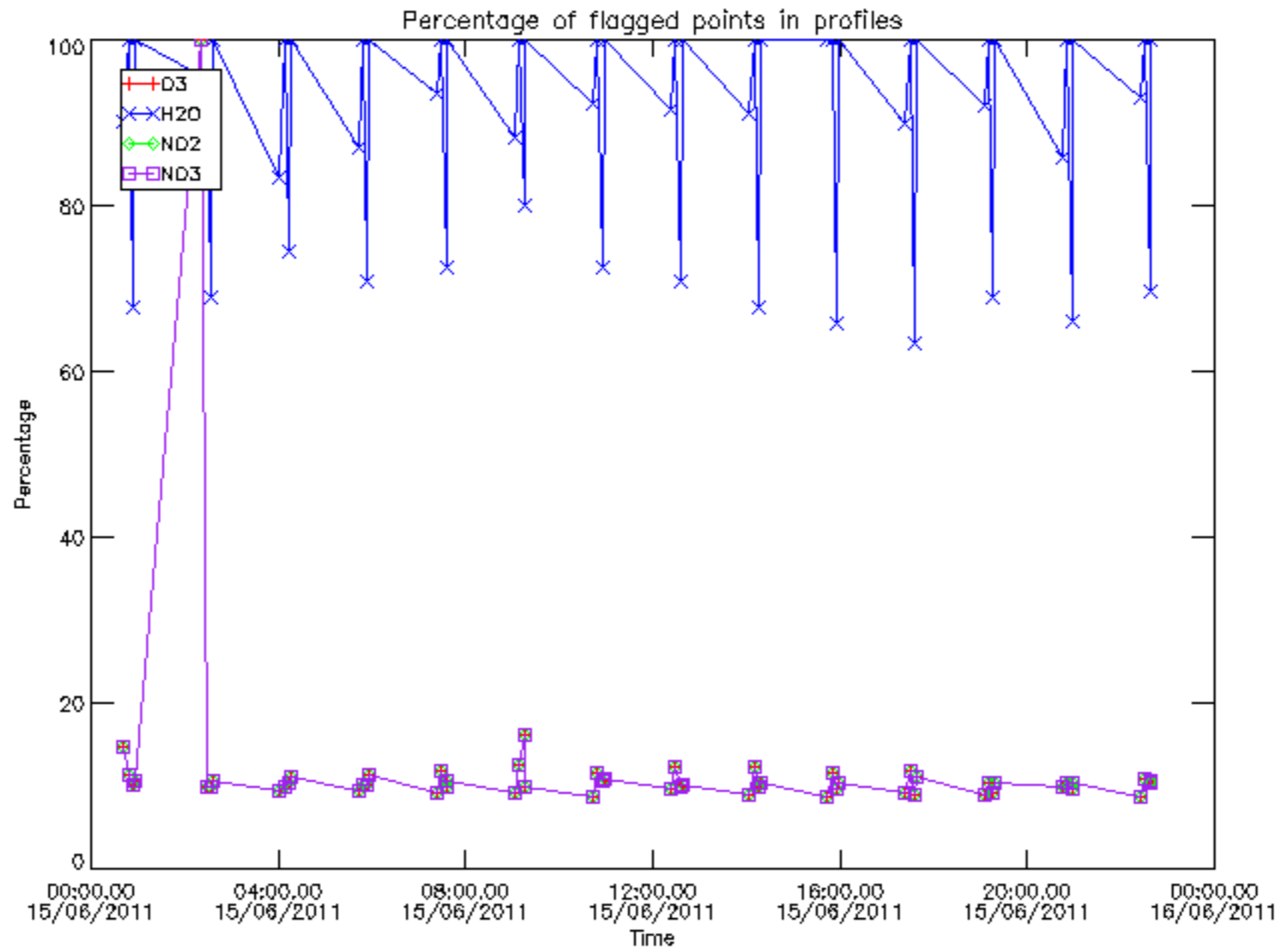
The colorbar represents the latitude.



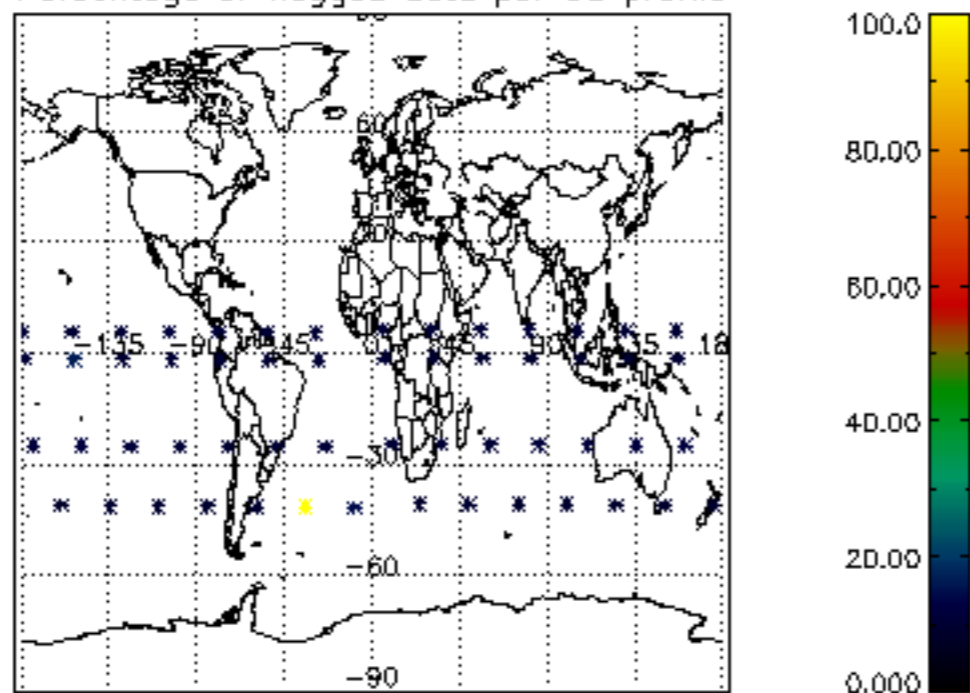
6. Auxiliary Data Files used for the production reported in section 2

The number reported in the third column indicates since which file (see list in section 2) the corresponding auxiliary file has been used. The fourth column is the date of those product files.

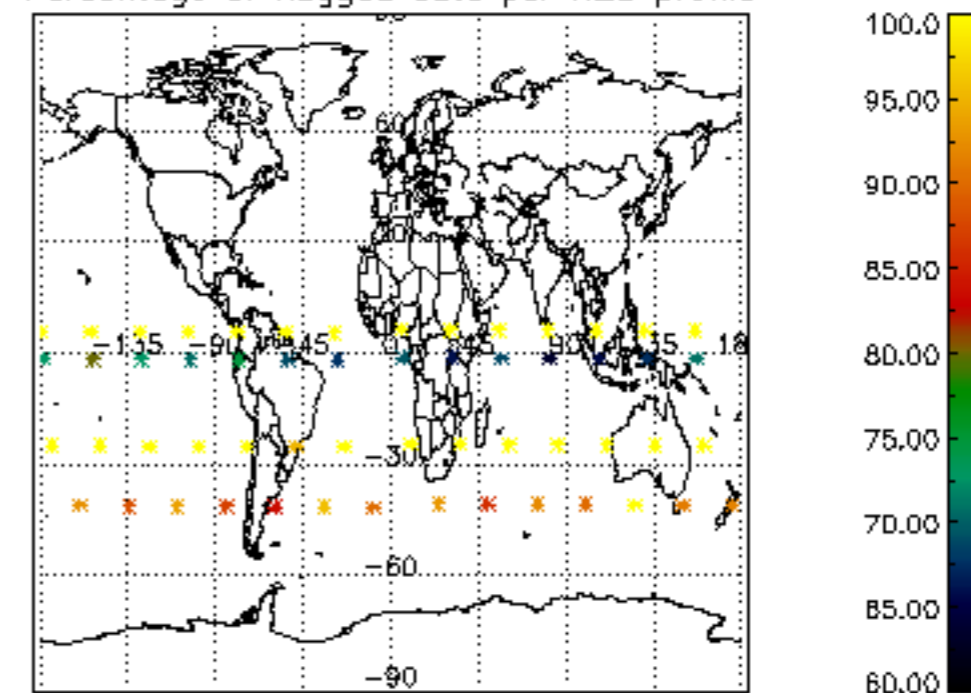
Type	Auxiliary Filename	Used since product	Used since product date
INST_PHYS_CHARACTERISTICS	GOM_INS_AXVIEC20091111_143220_20030716_120000_20500101_000000	1	15-JUN-2011 00:07:08
LEVEL-2_PROC_CONFIG	GOM_PR2_AXVIEC20091111_152718_20020301_000000_20500101_000000	1	15-JUN-2011 00:07:08
CROSS_SECTIONS_FILE	GOM_CRS_AXVIEC20091111_154832_20020301_000000_20500101_000000	1	15-JUN-2011 00:07:08



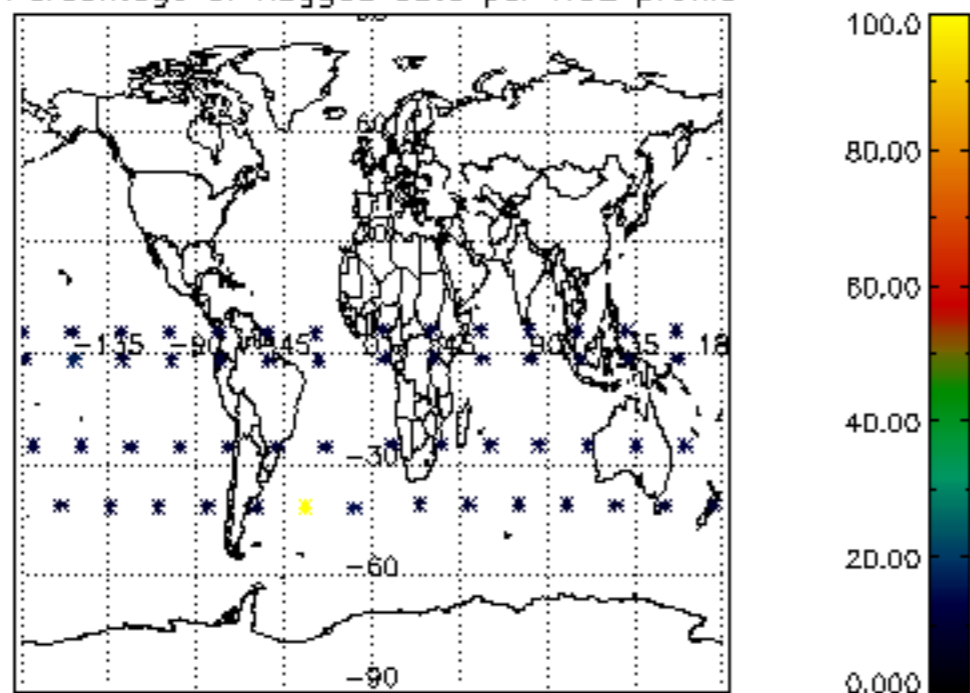
Percentage of flagged data per D3 profile



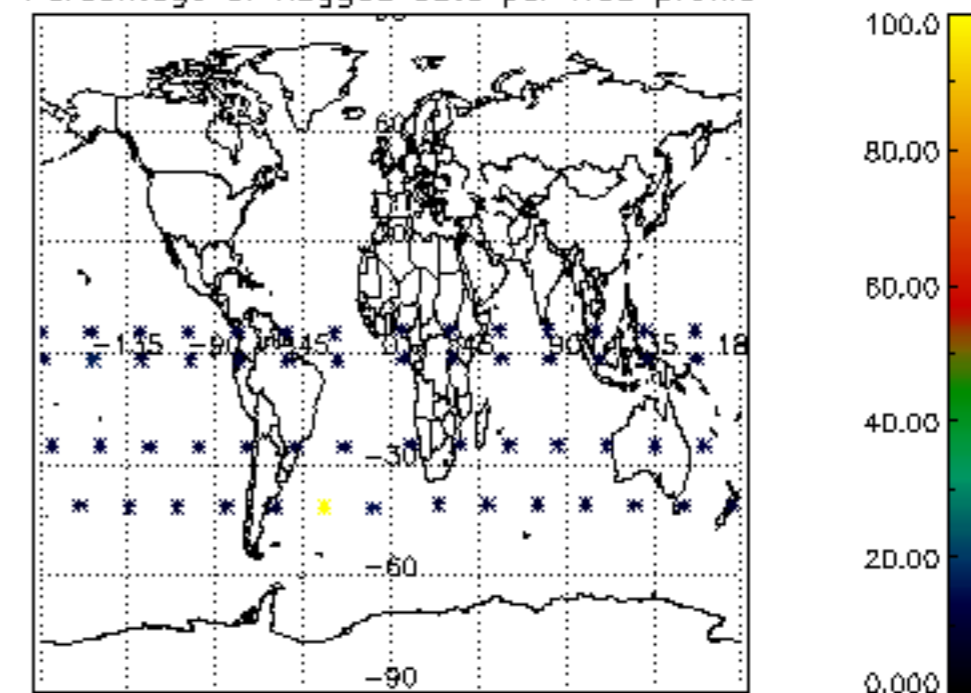
Percentage of flagged data per H2O profile

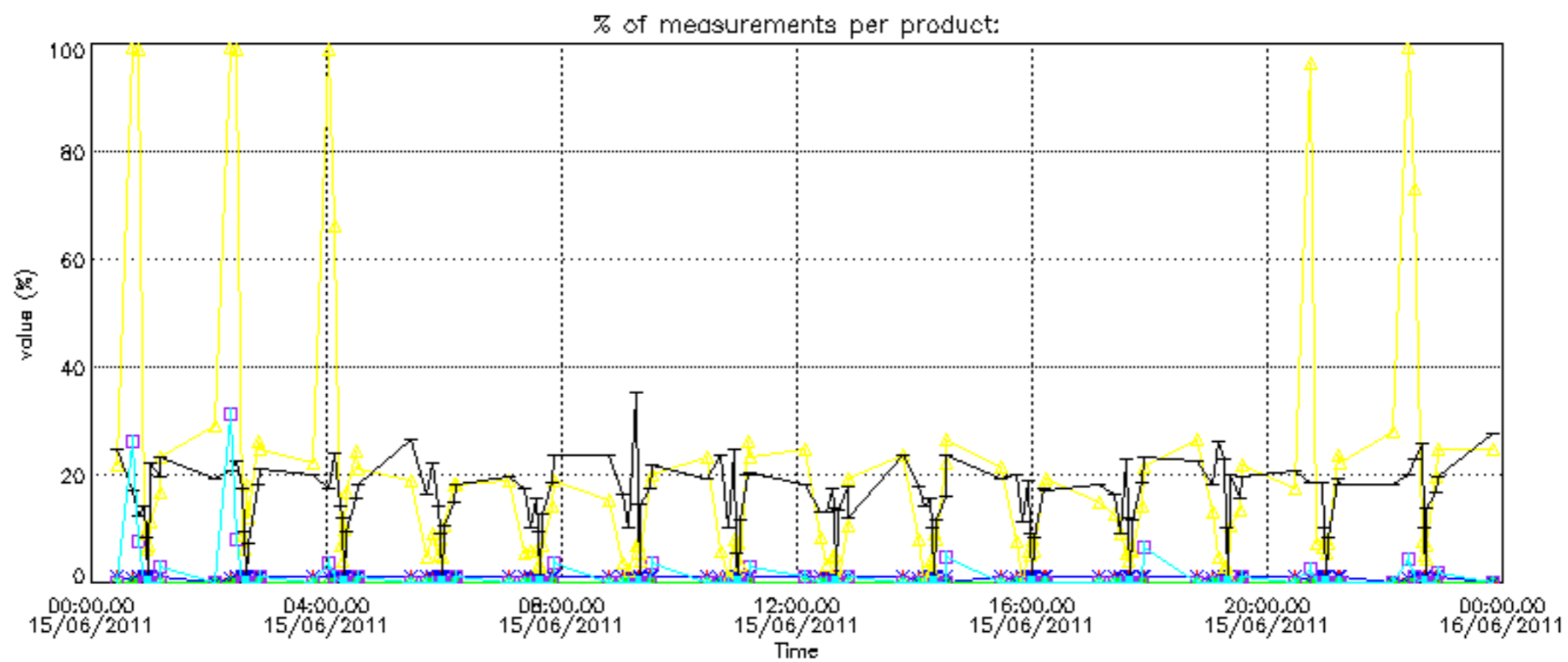


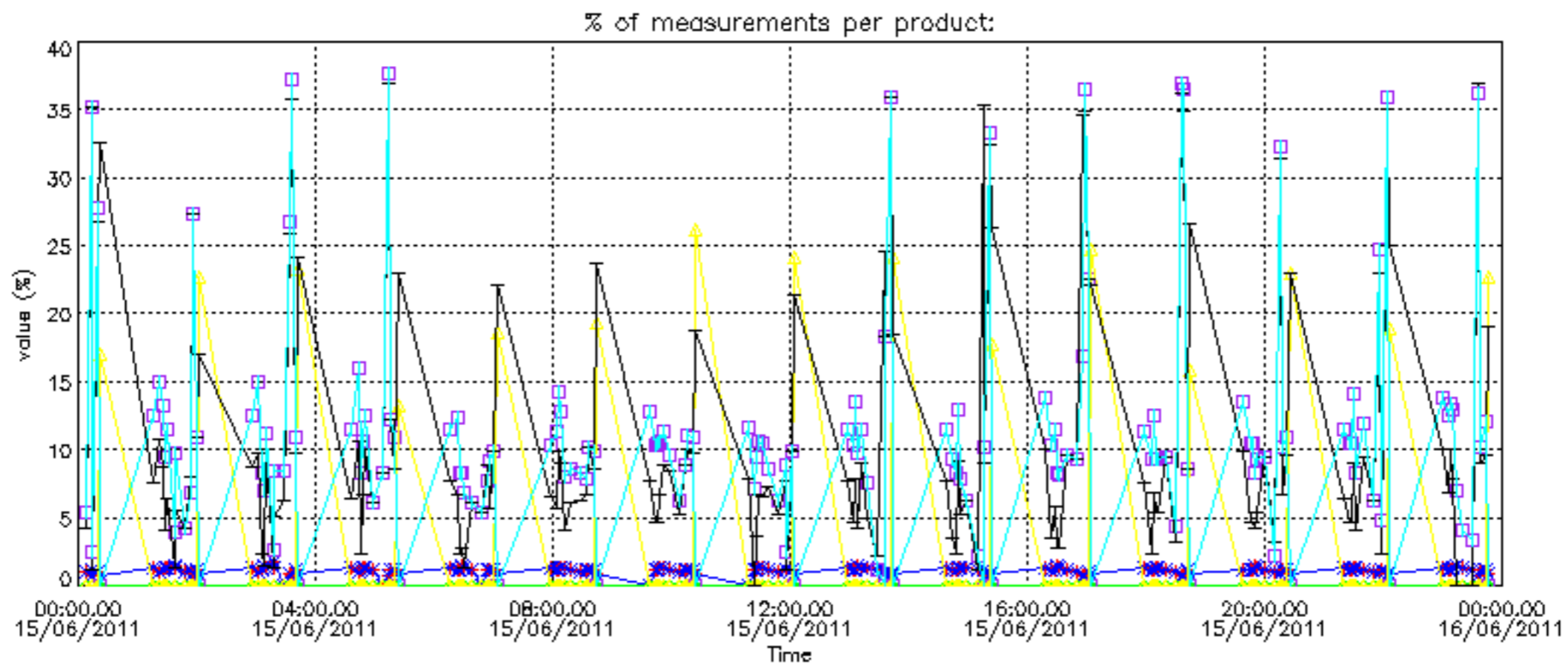
Percentage of flagged data per NO2 profile



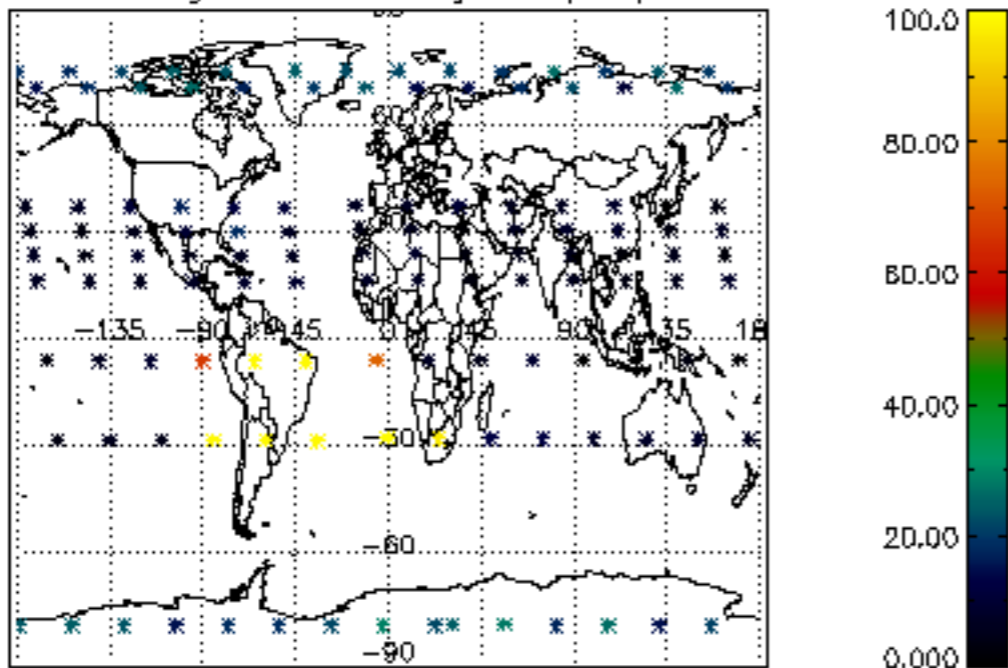
Percentage of flagged data per NO3 profile



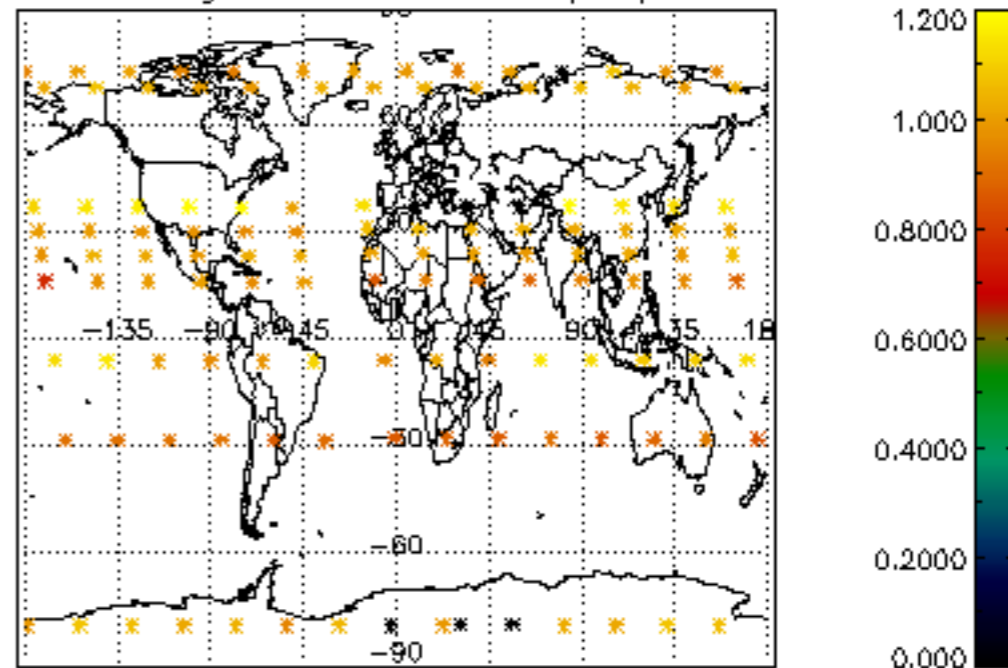




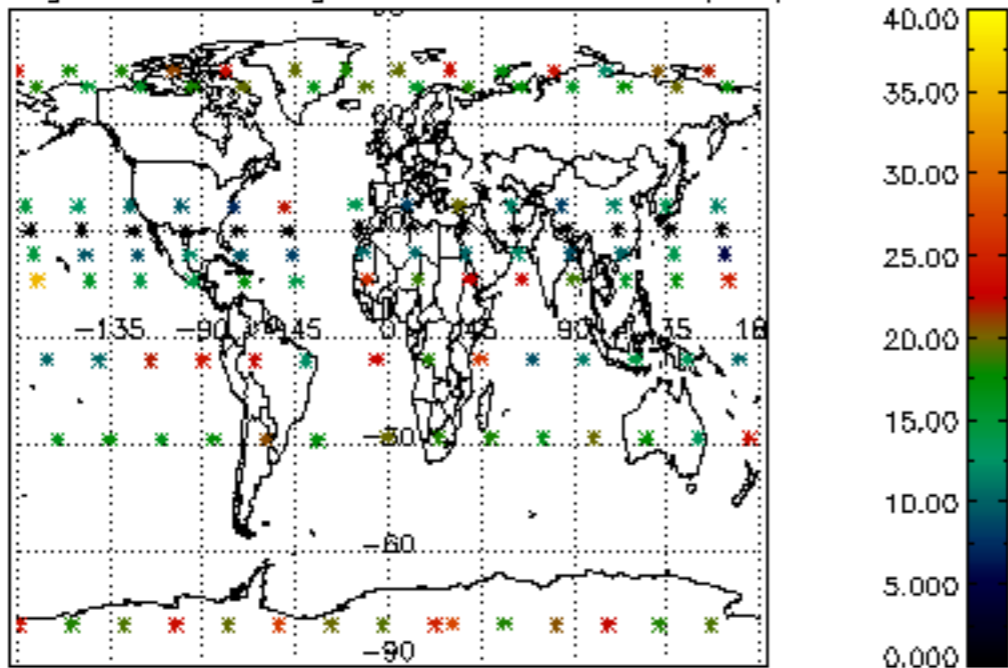
Percentage of cosmic ray hits per profile



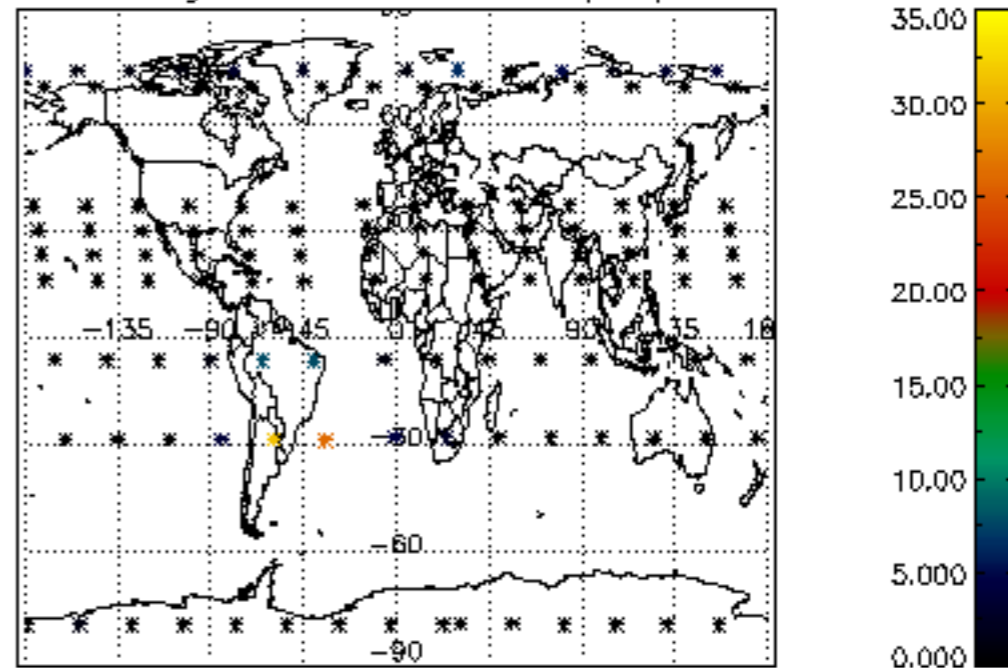
Percentage of datation errors per profile



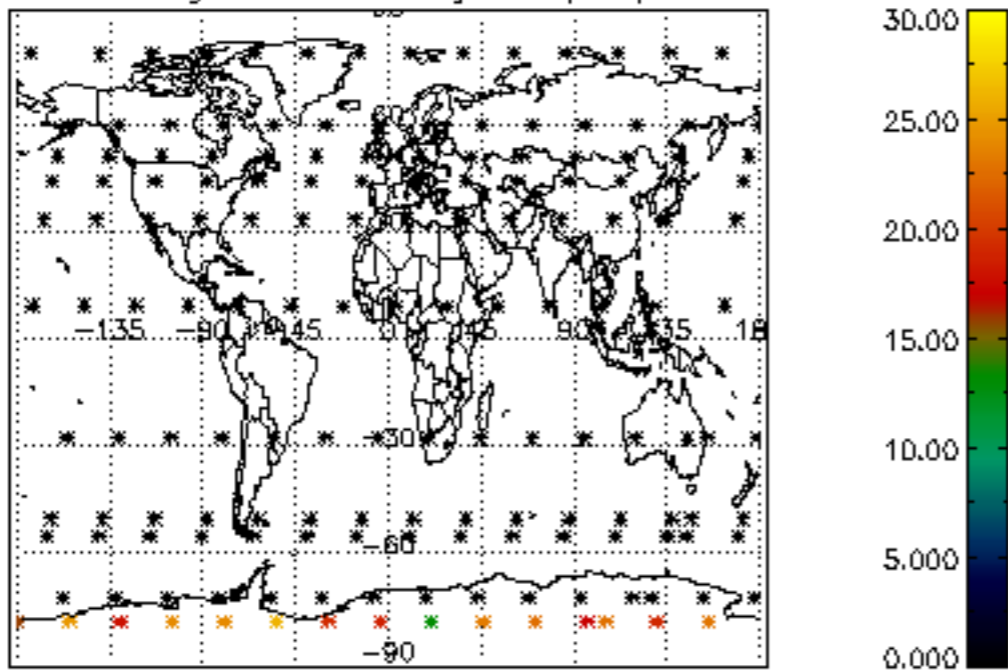
Percentage of star falling outside central band per profile



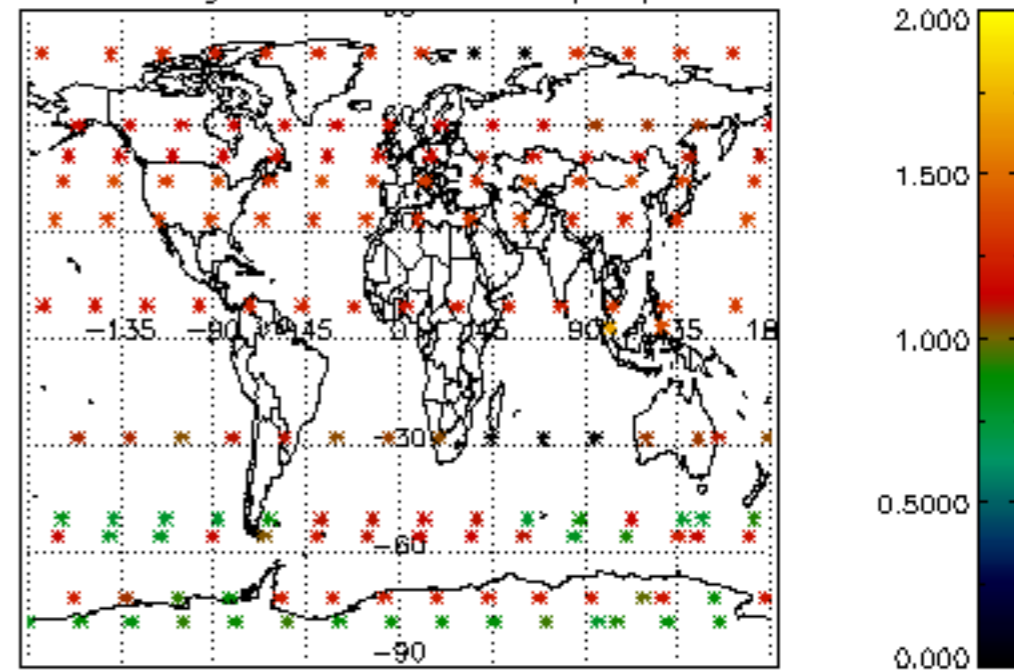
Percentage of saturation errors per profile



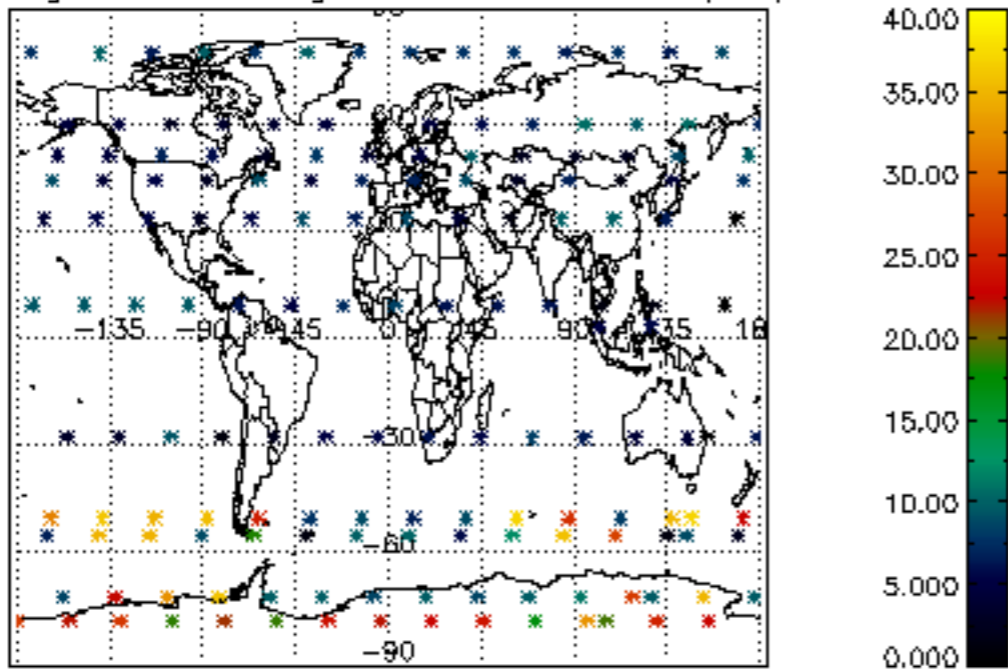
Percentage of cosmic ray hits per profile



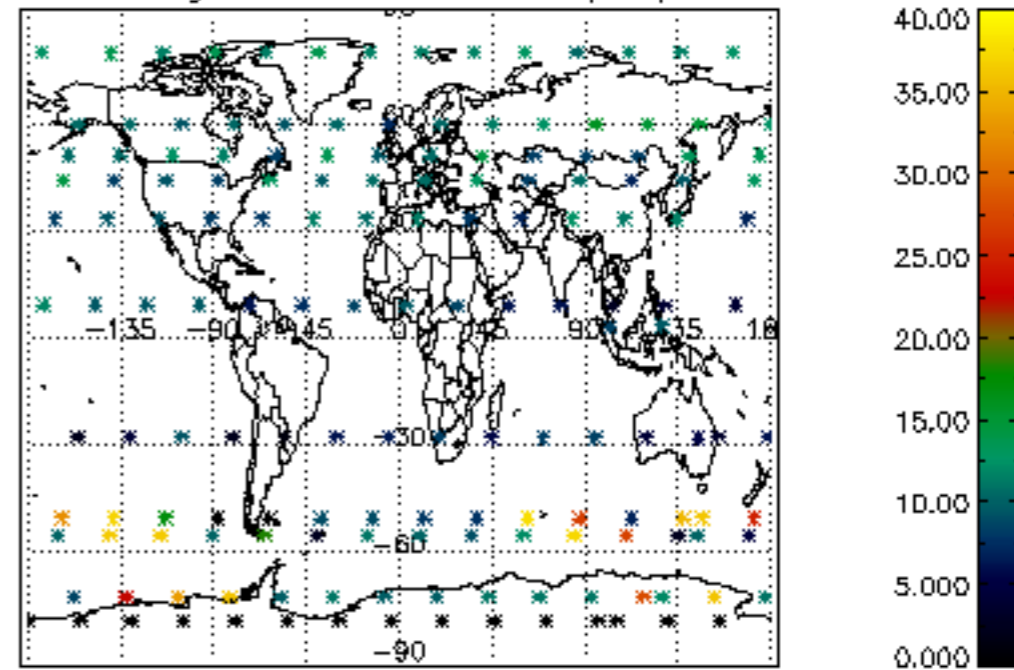
Percentage of datation errors per profile

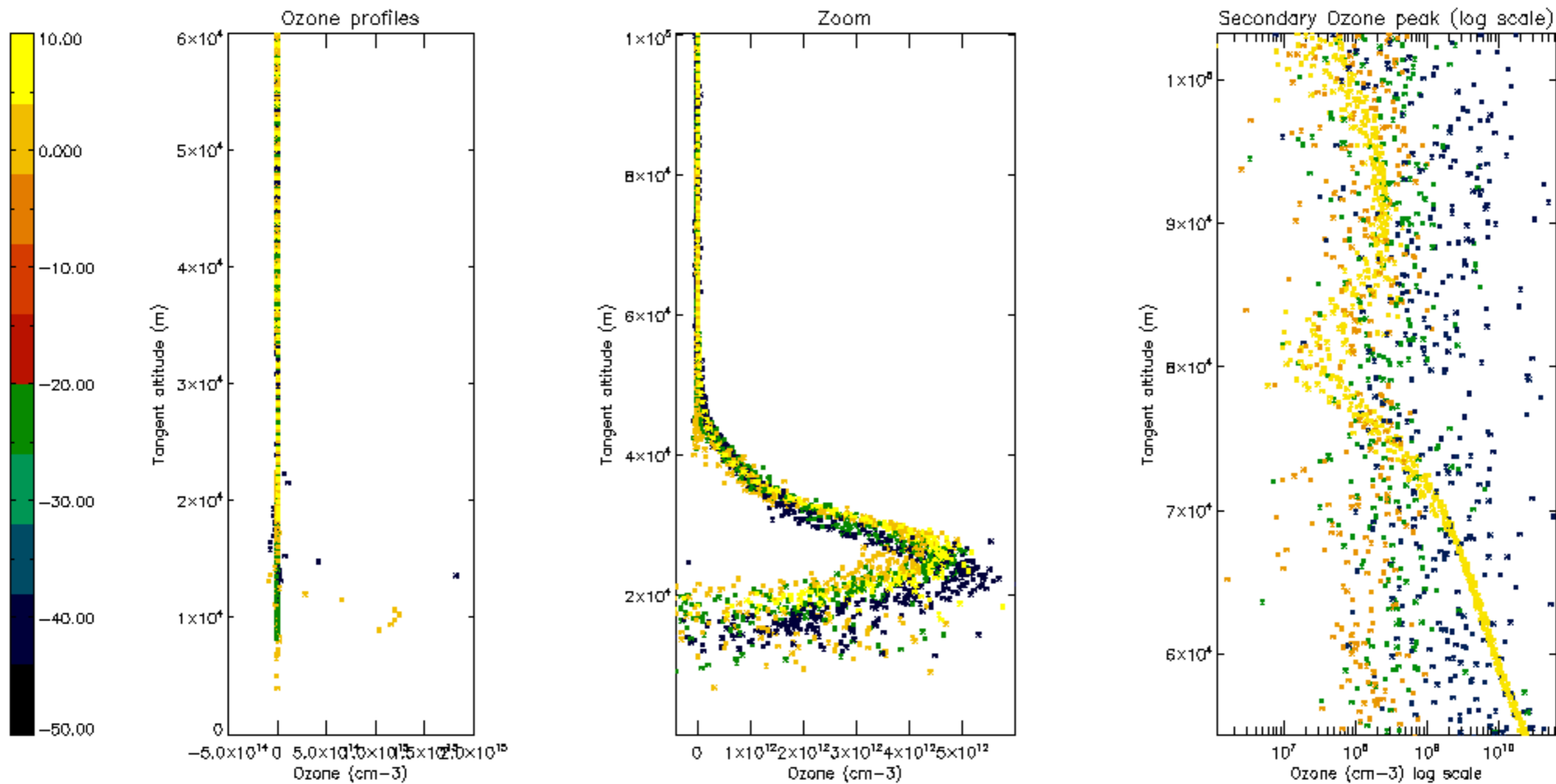


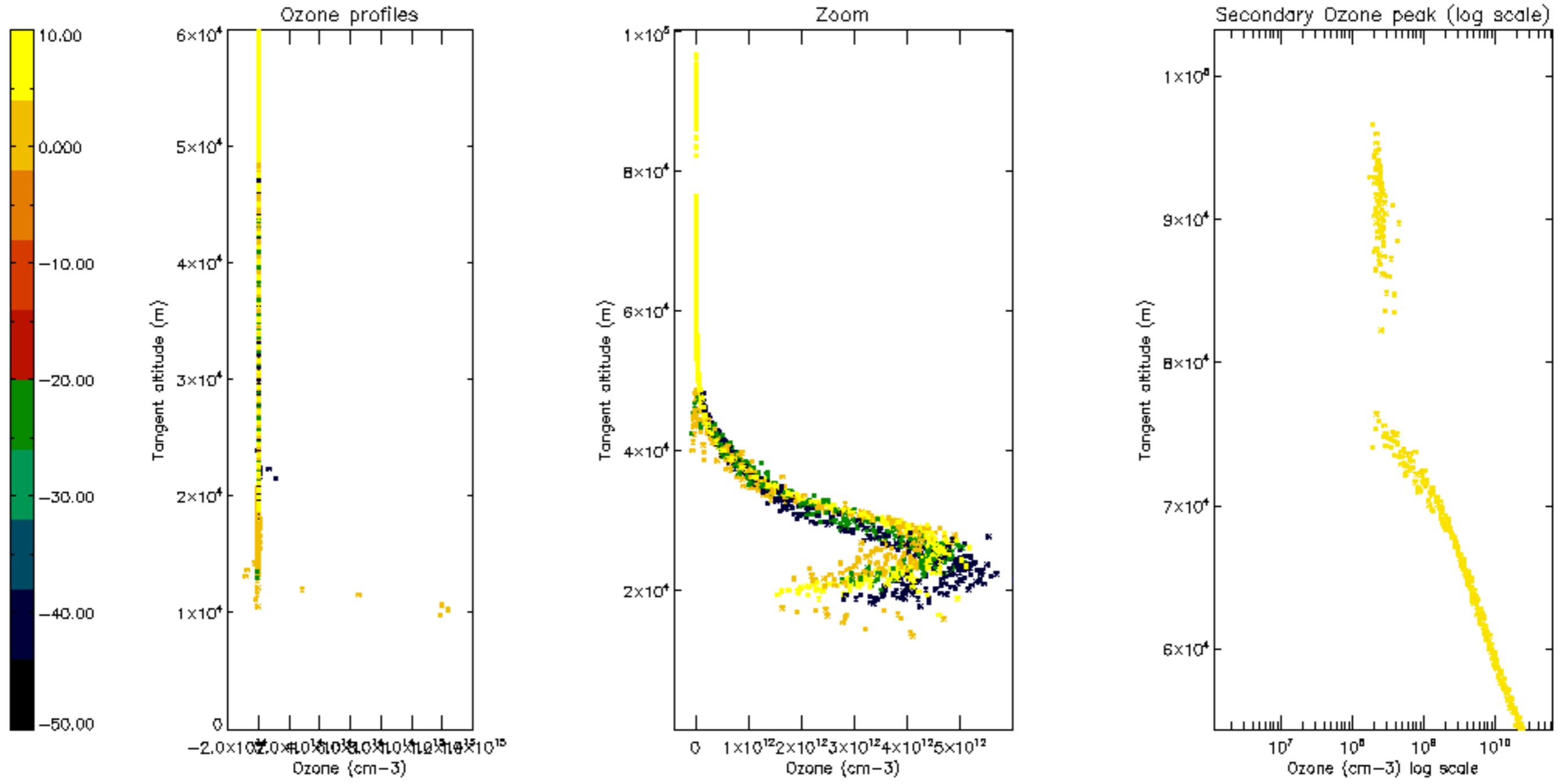
Percentage of star falling outside central band per profile

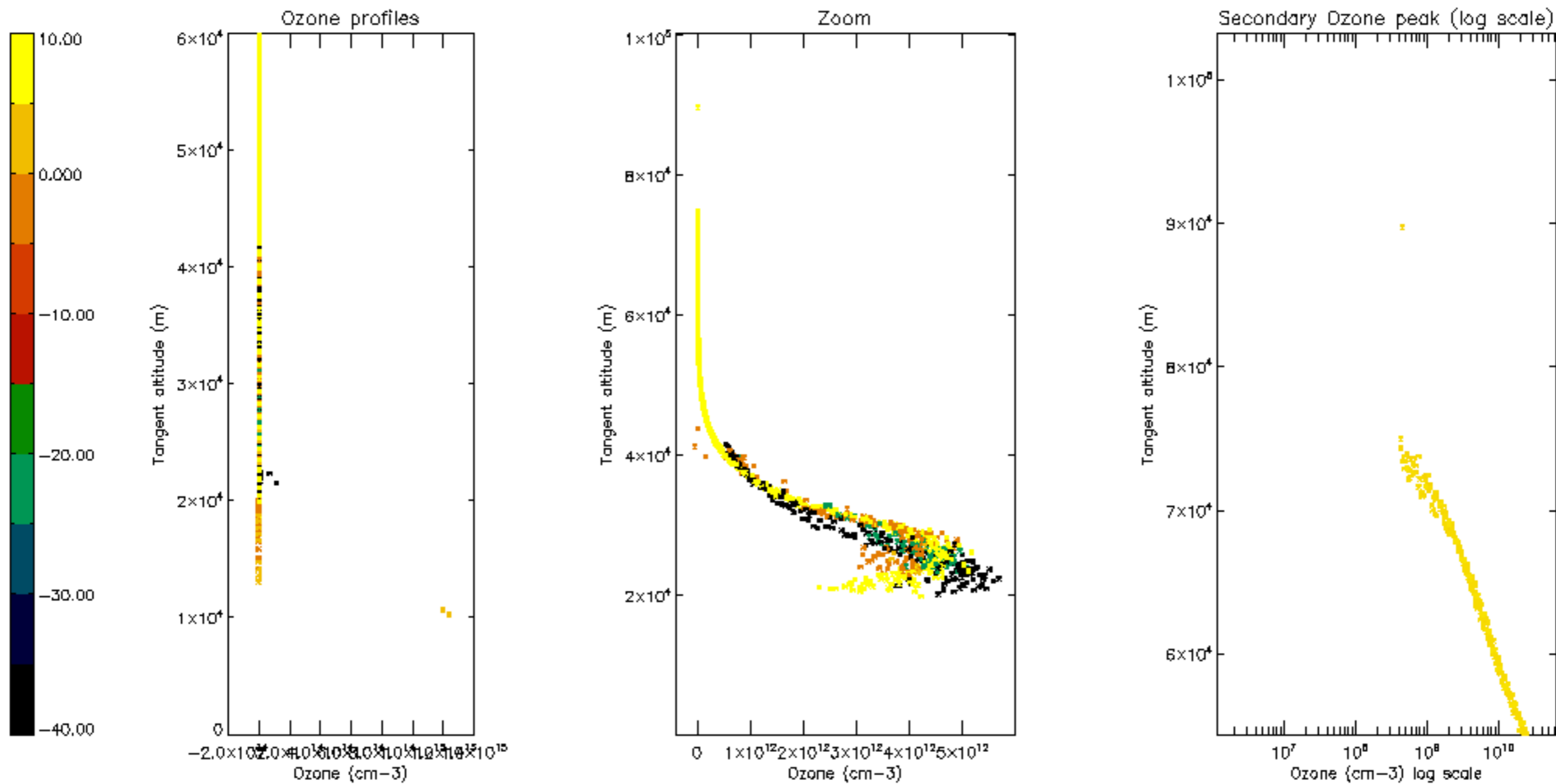


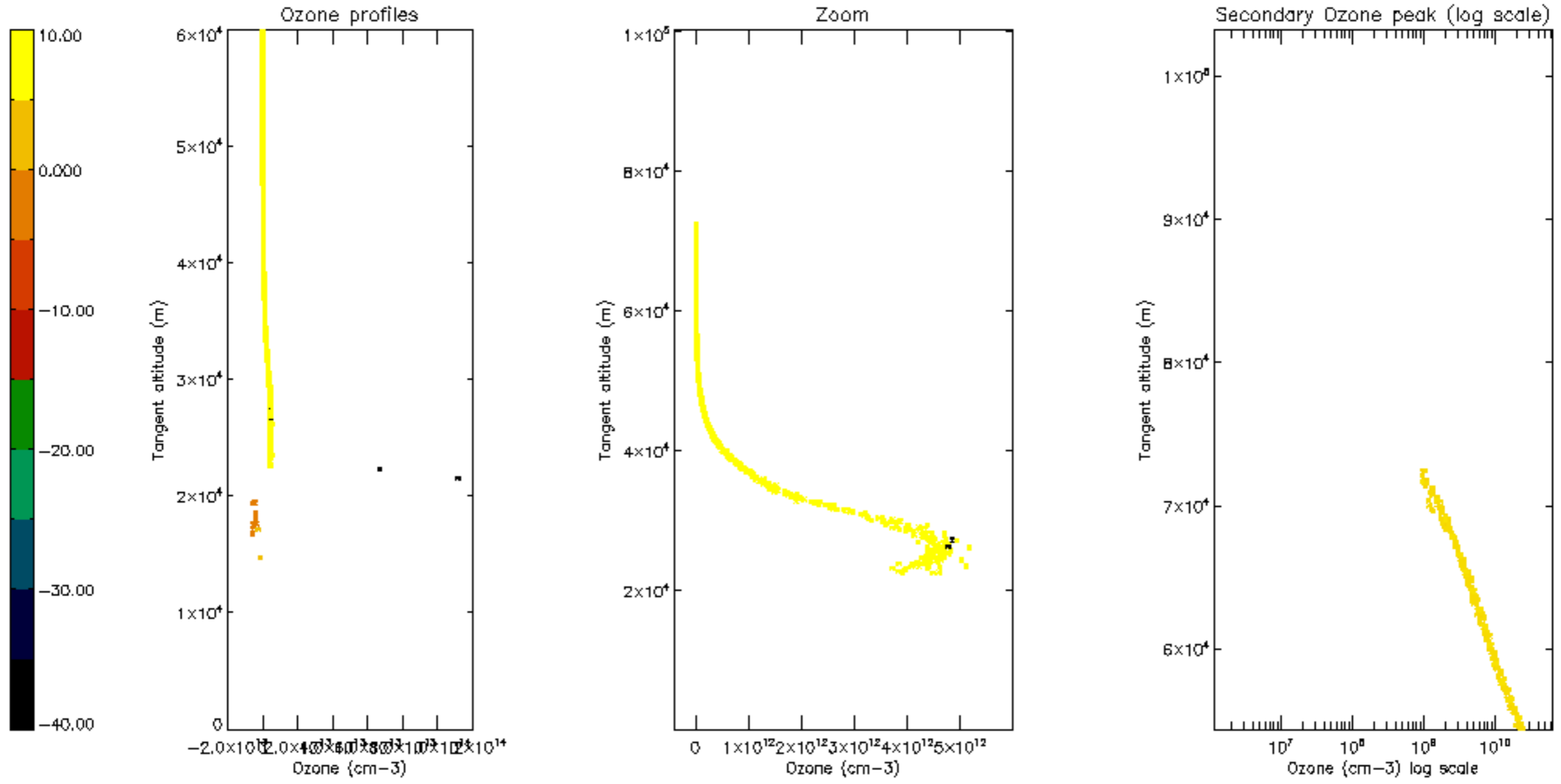
Percentage of saturation errors per profile

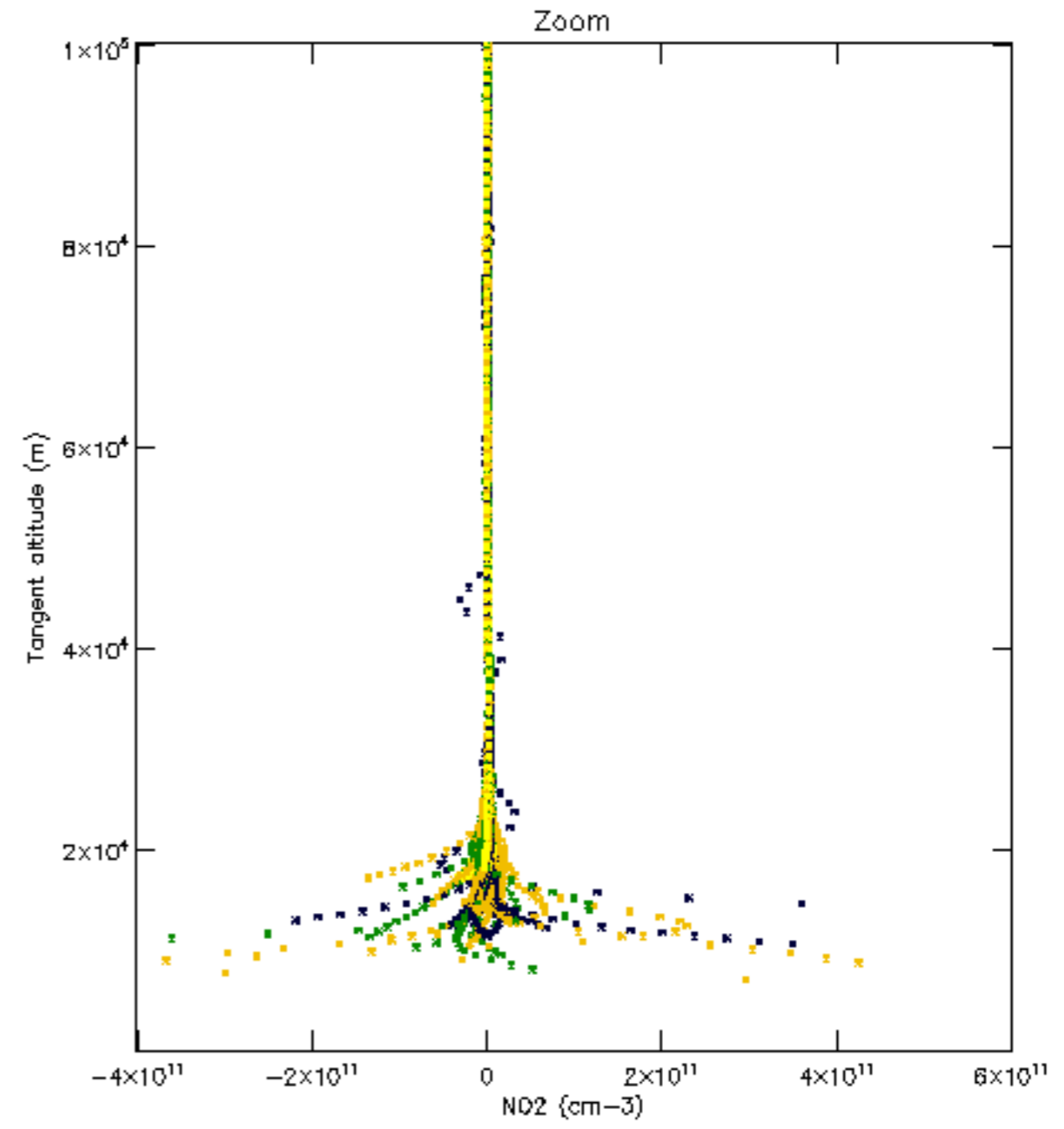
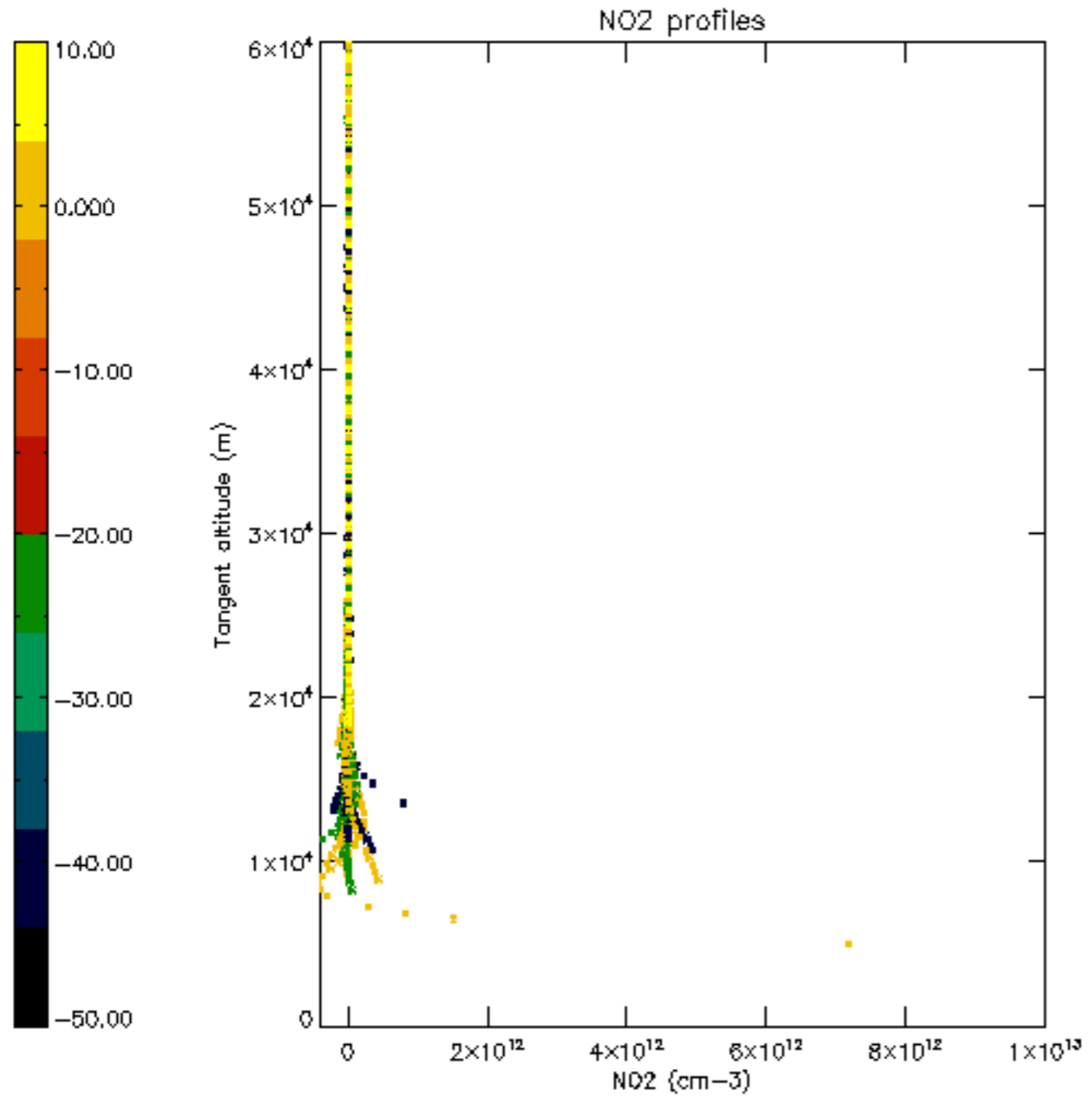


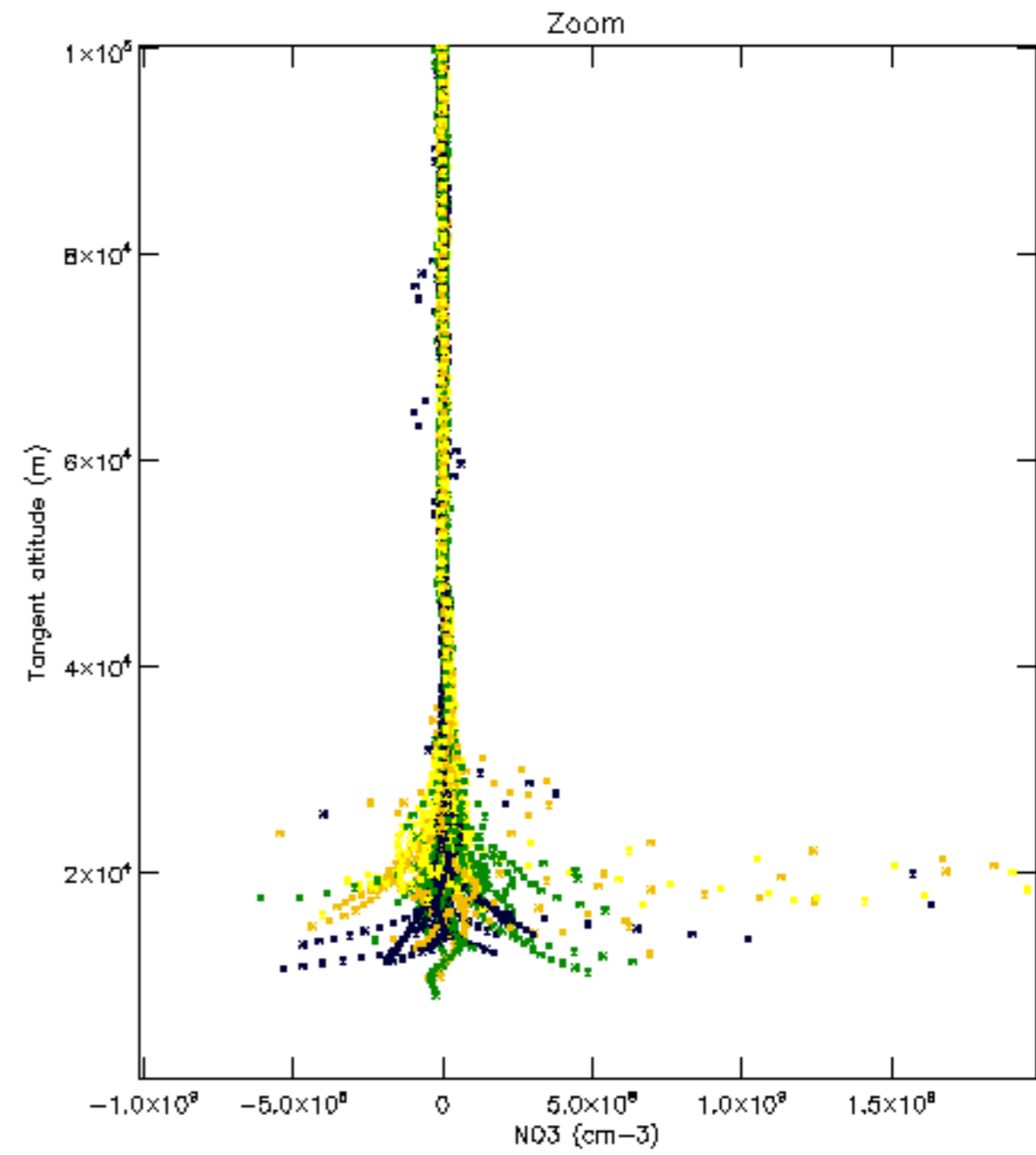
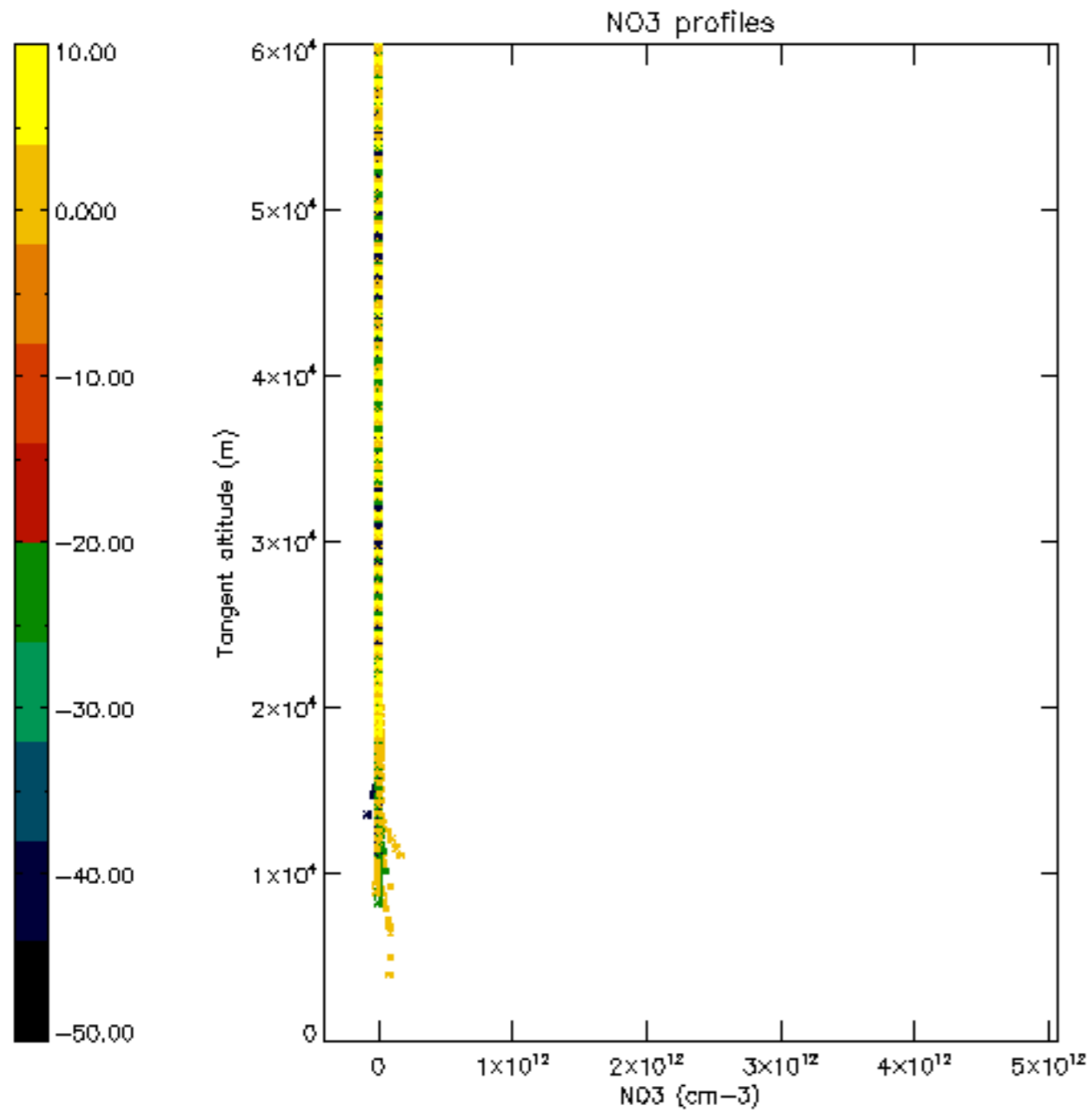


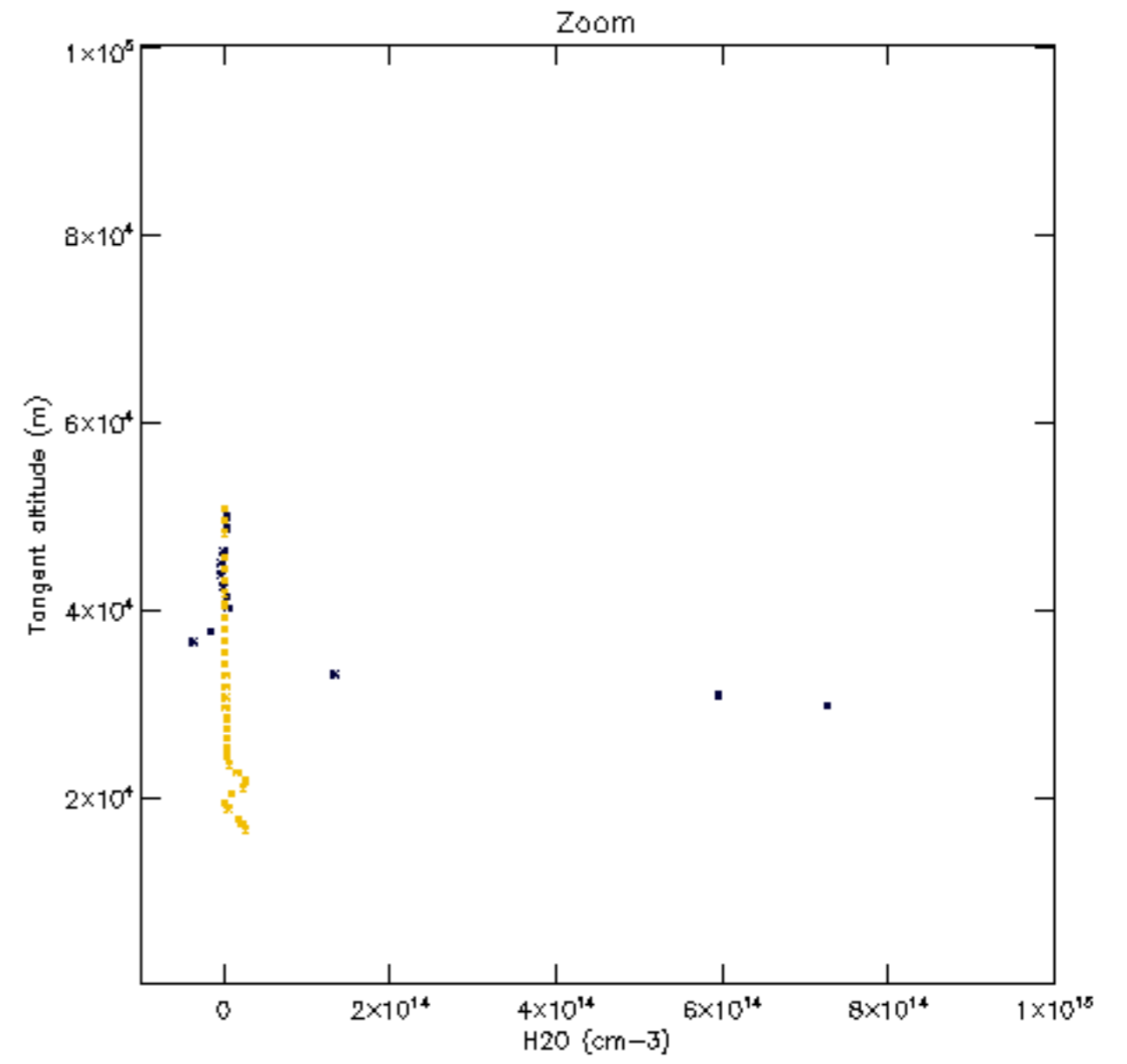
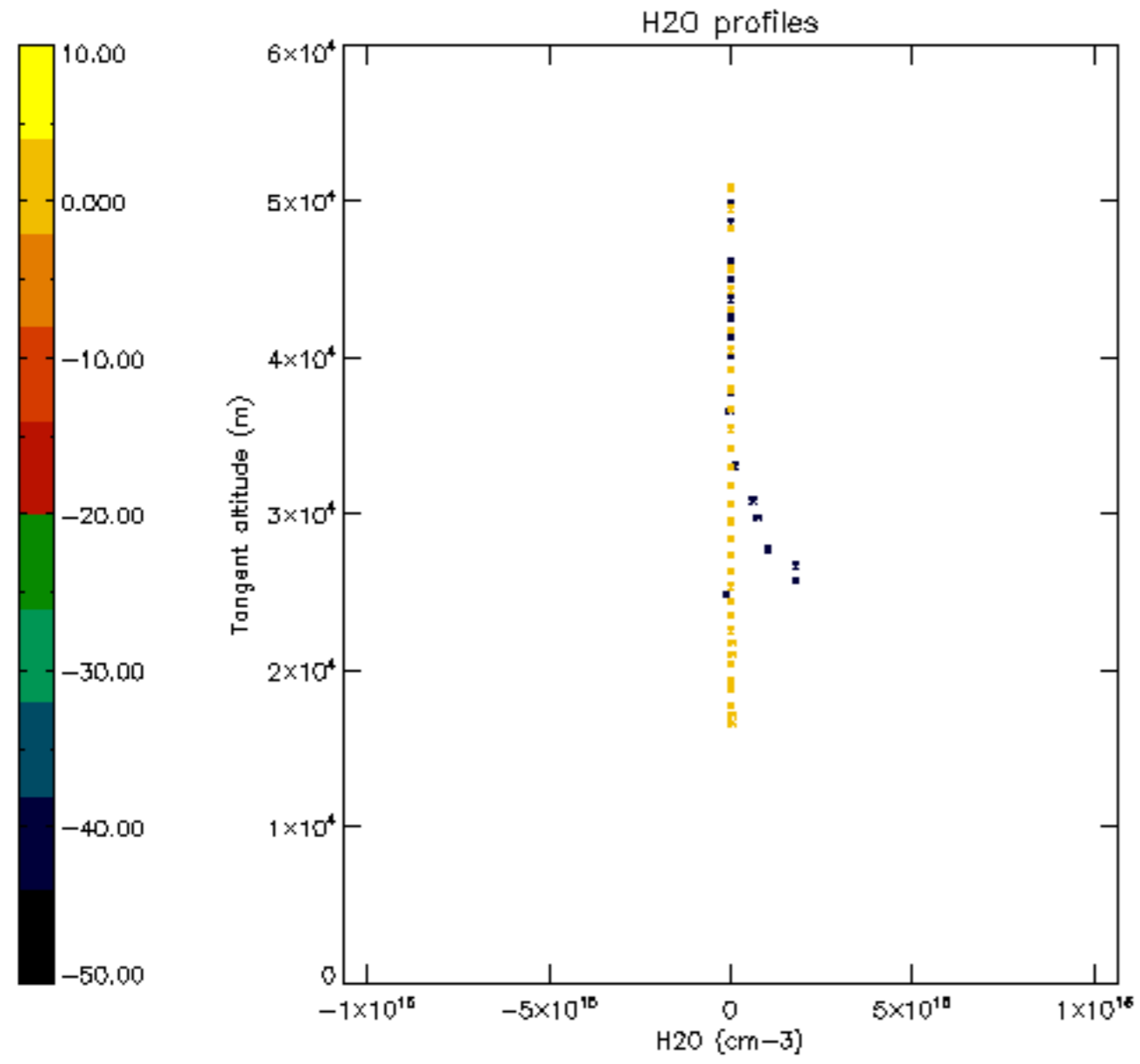


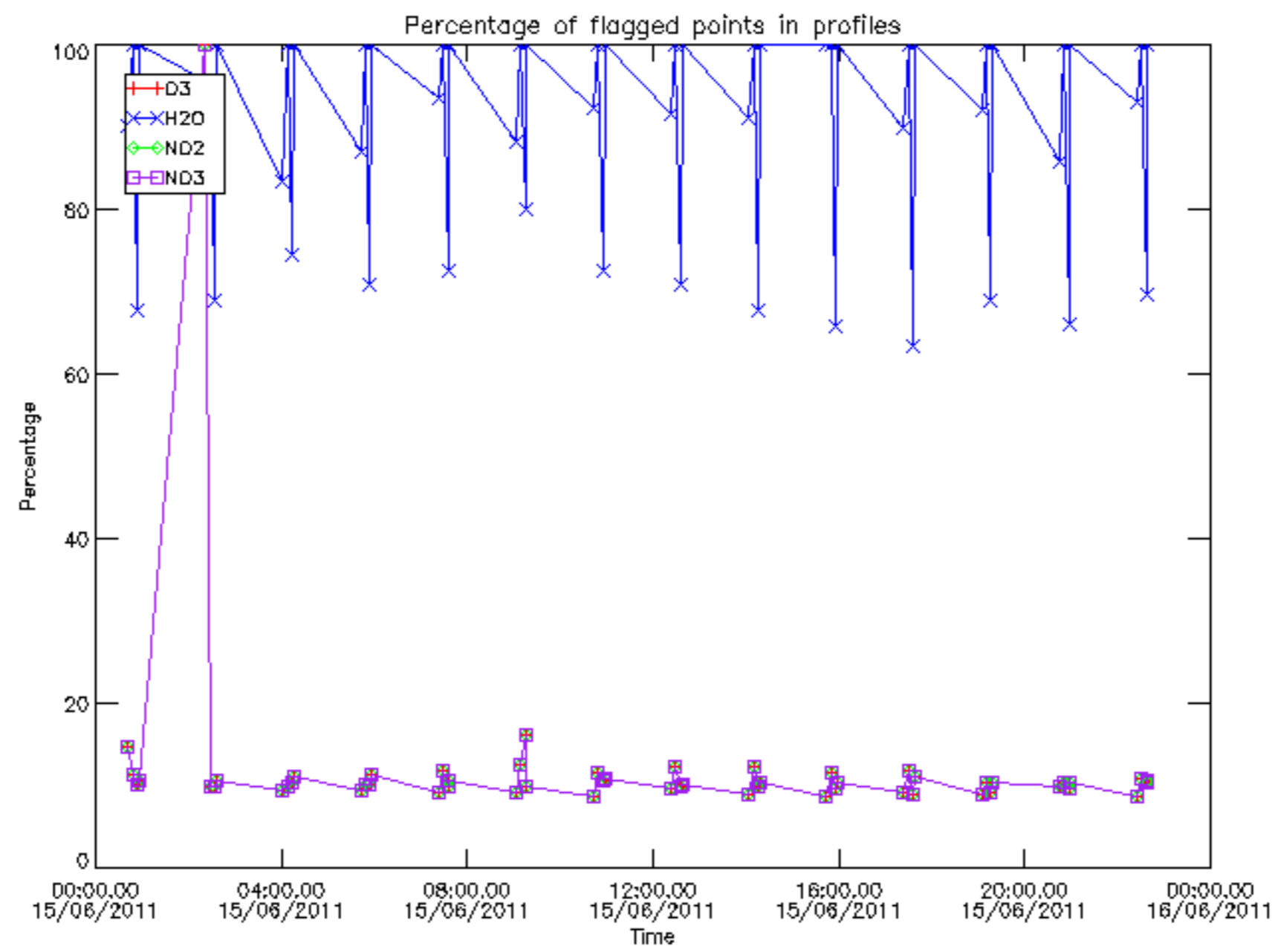




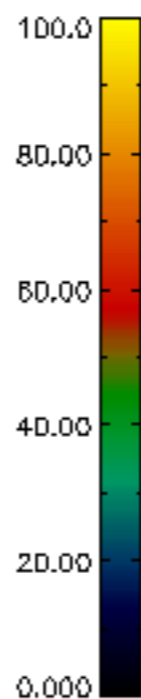
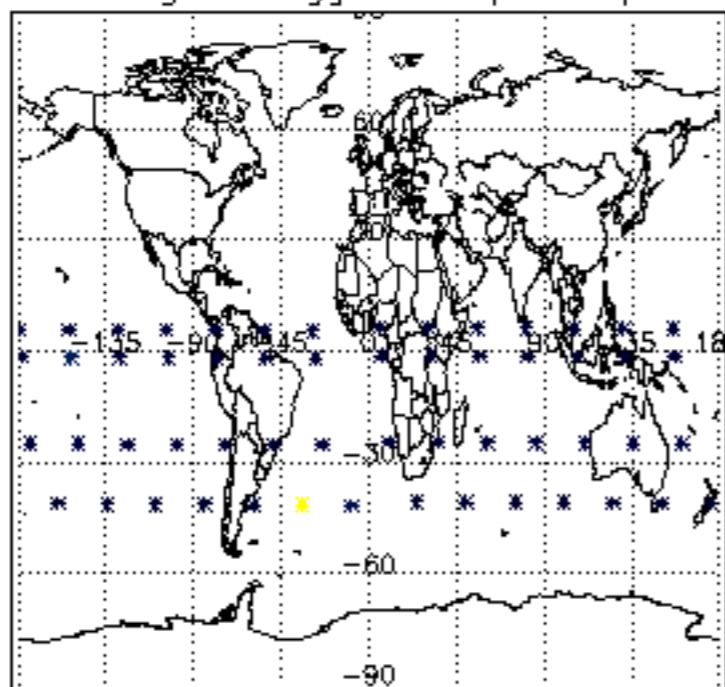




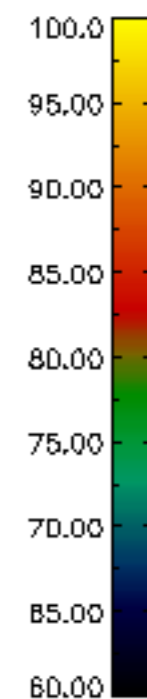
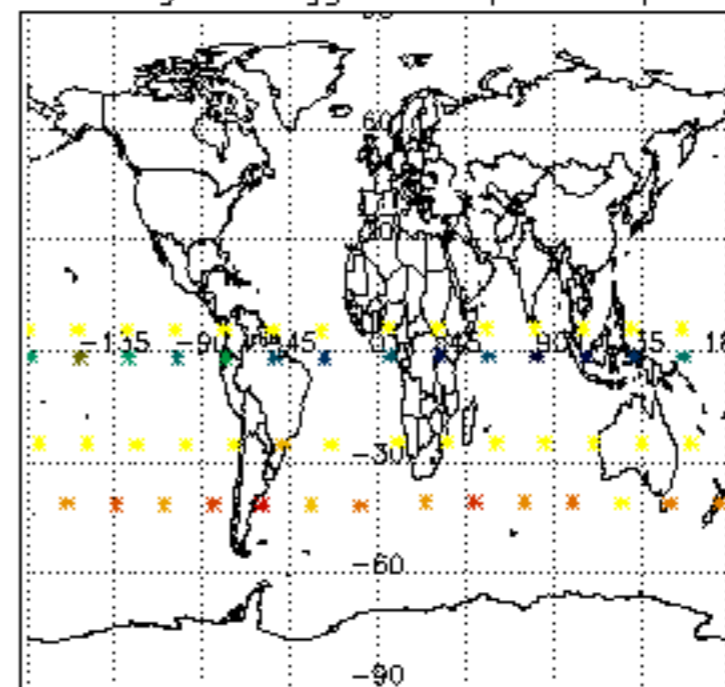




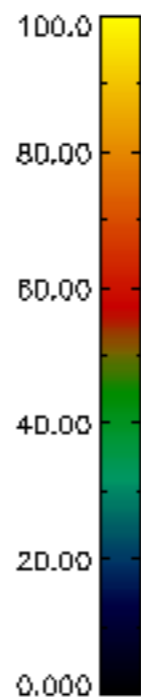
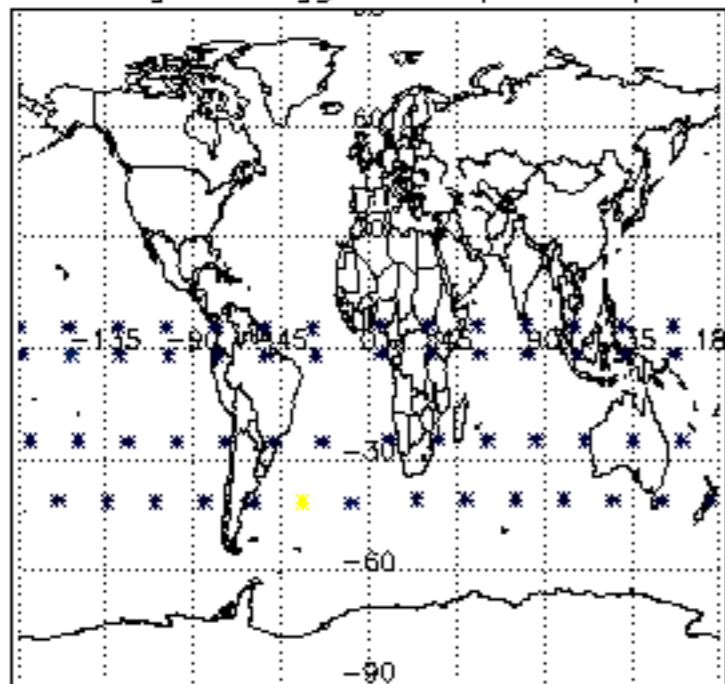
Percentage of flagged data per D3 profile



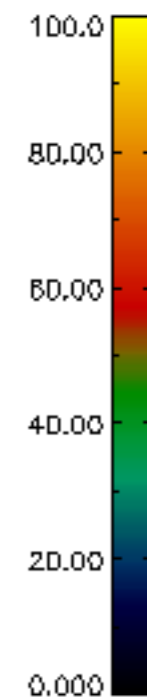
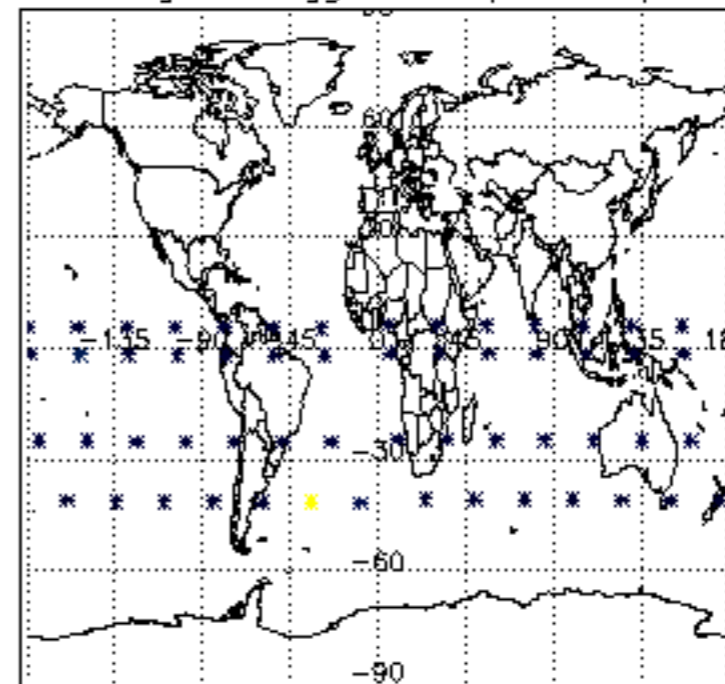
Percentage of flagged data per H2O profile

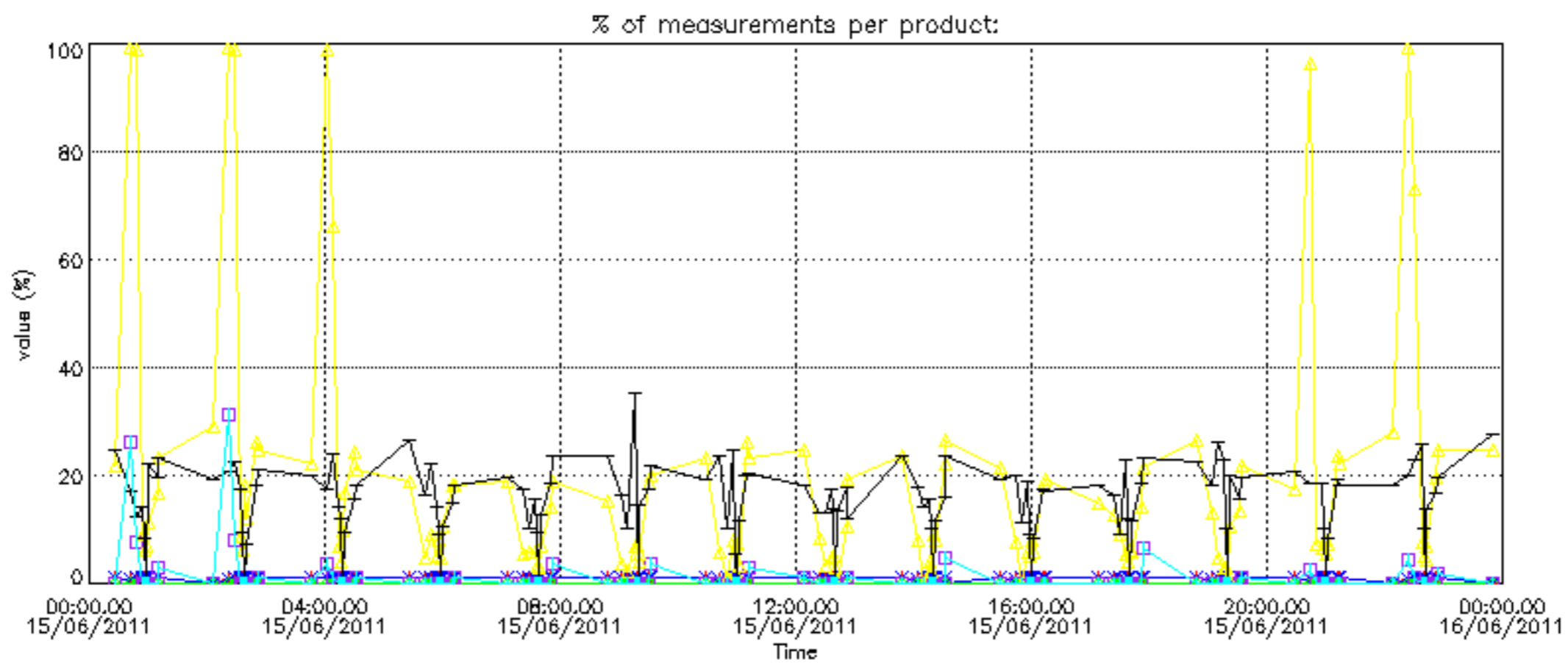


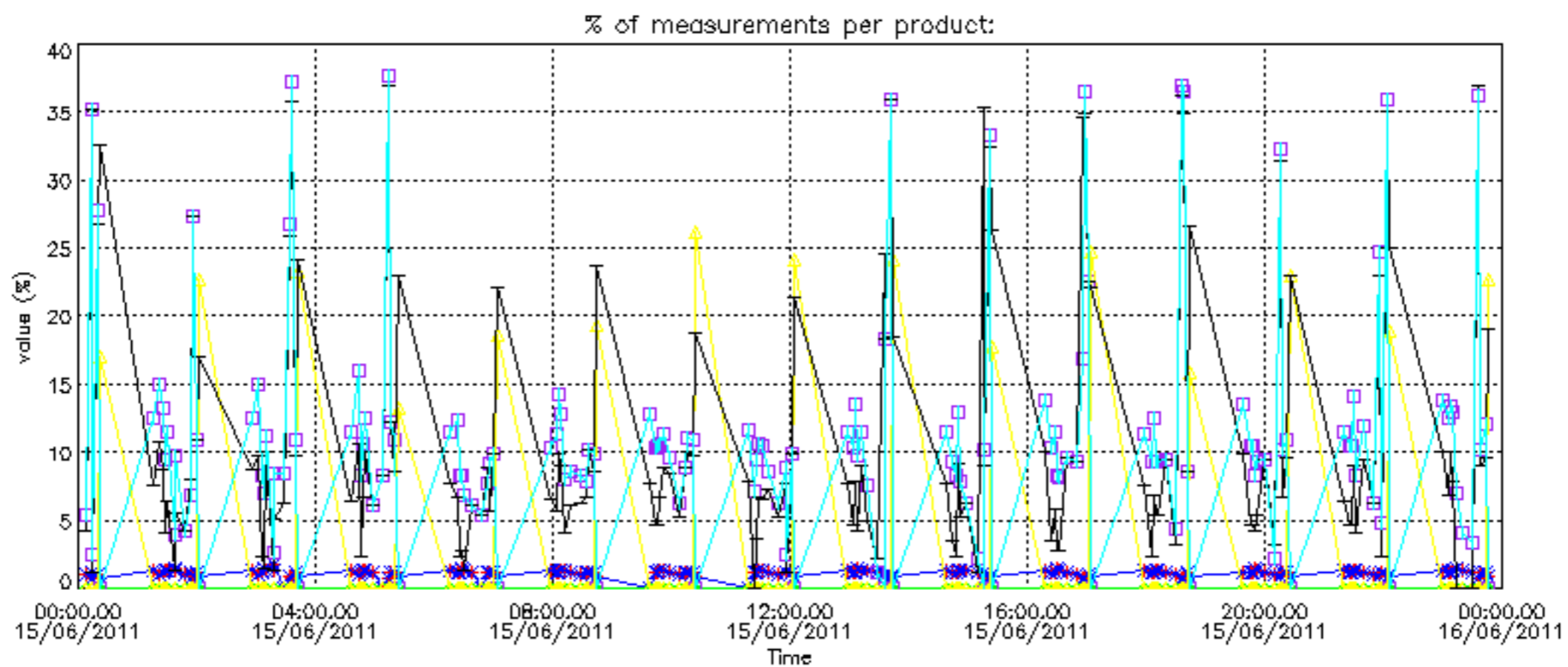
Percentage of flagged data per NO2 profile



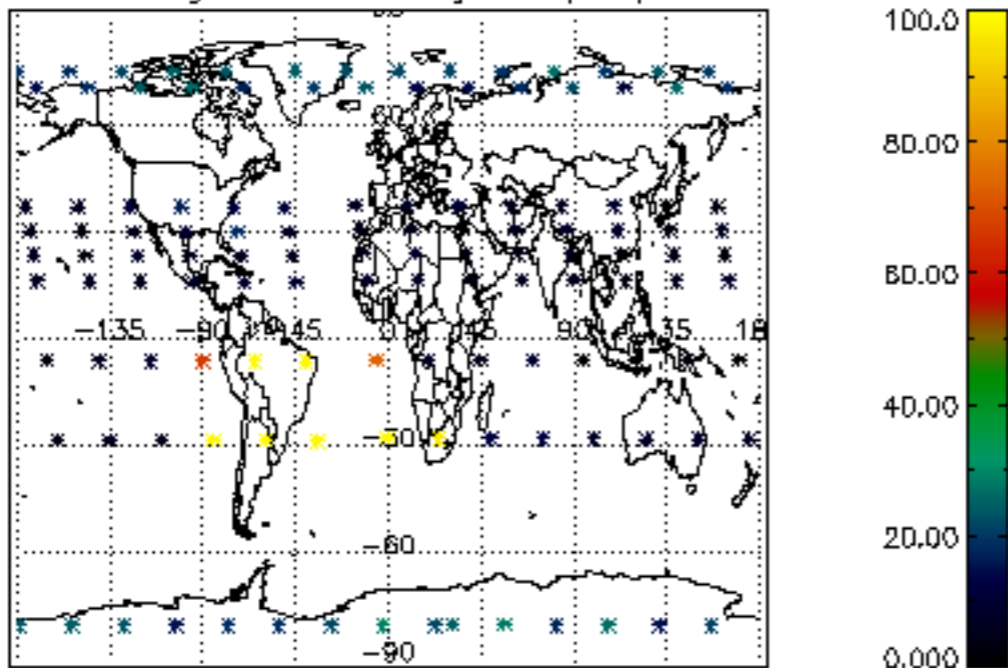
Percentage of flagged data per NO3 profile



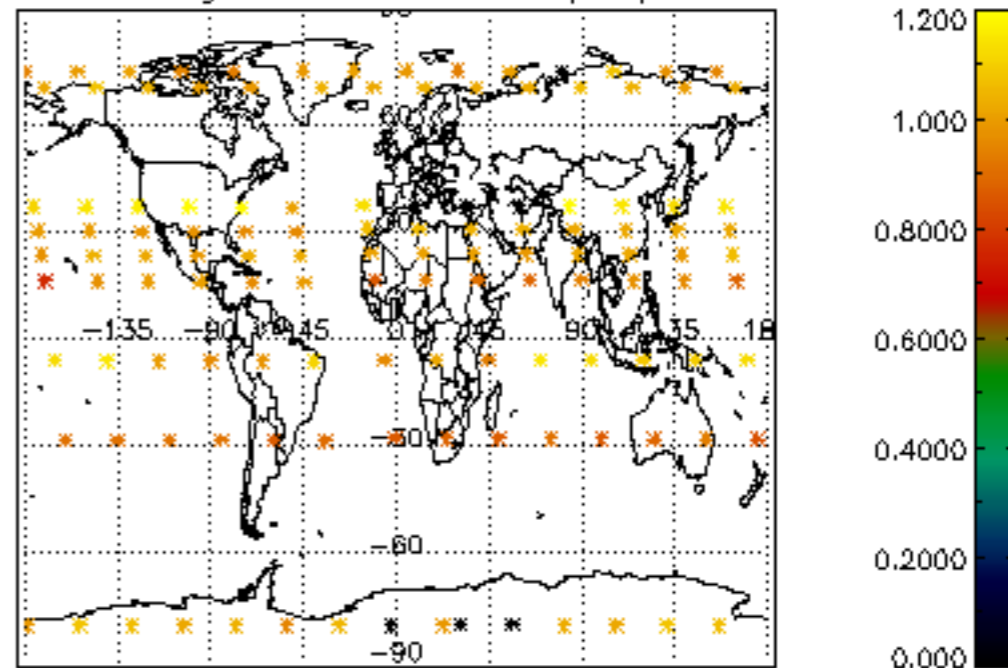




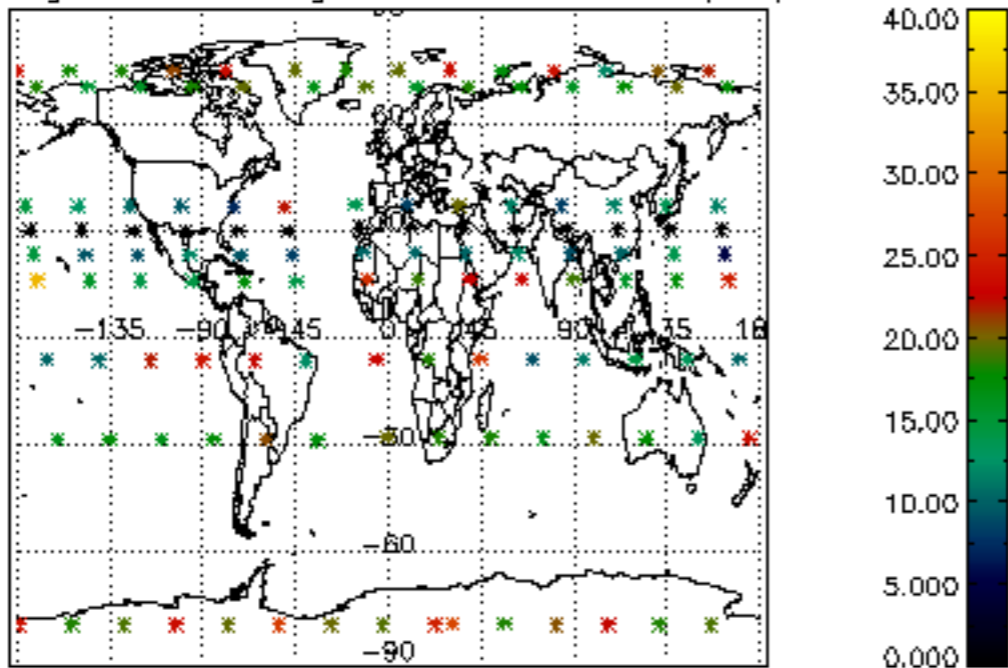
Percentage of cosmic ray hits per profile



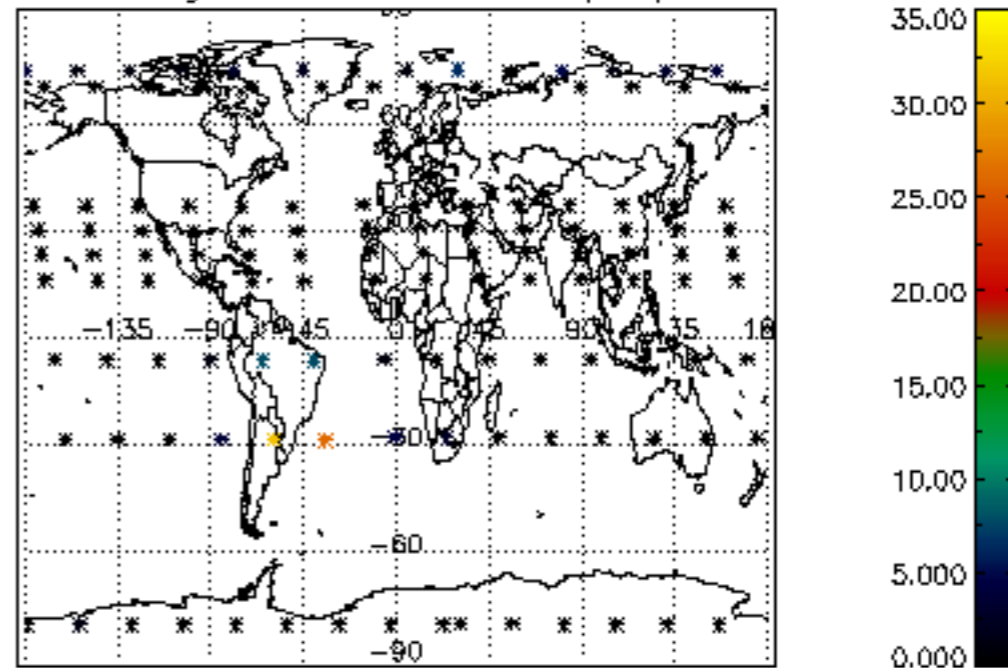
Percentage of datation errors per profile



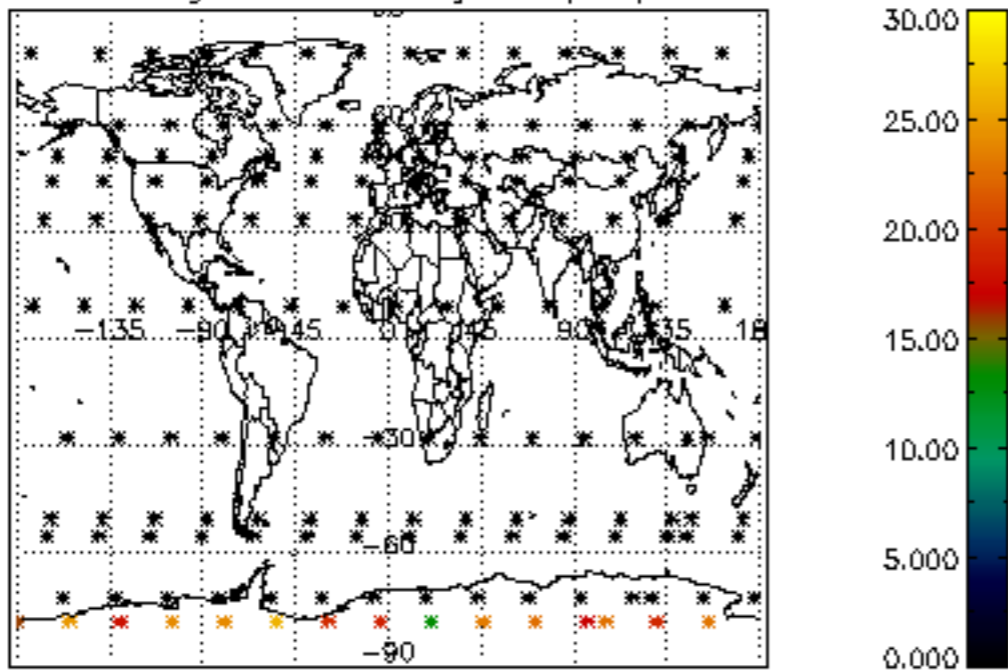
Percentage of star falling outside central band per profile



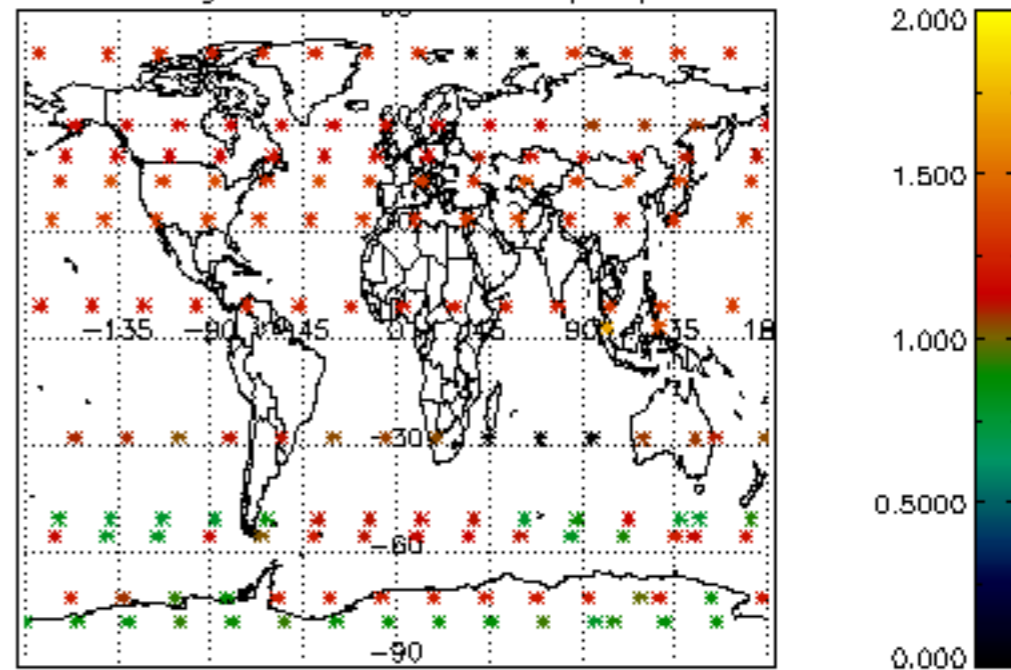
Percentage of saturation errors per profile



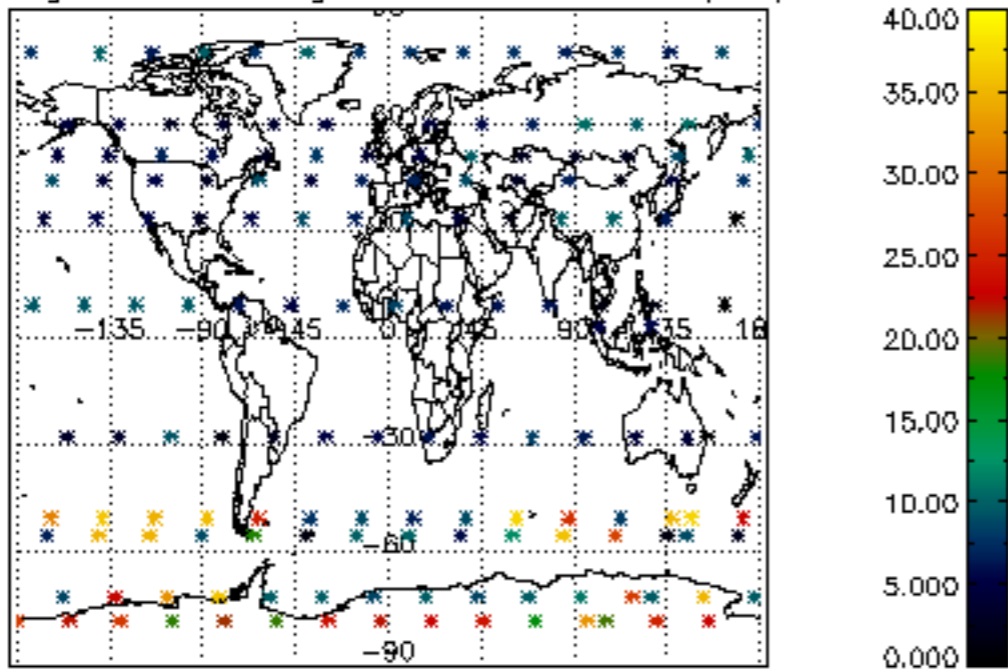
Percentage of cosmic ray hits per profile



Percentage of datation errors per profile



Percentage of star falling outside central band per profile



Percentage of saturation errors per profile

