

# GOMOS Level 2 Daily Report

## SUMMARY

### [1. General Info](#)

### [2. Summary of processed GOM\\_NL\\_2P products](#)

### [3. Level 2 Quality information per product](#)

#### [3.1 Plot of level 2 quality information per product \(time dependant\)](#)

#### [3.2 Plot of level 2 quality information per product \(world map\)](#)

### [4. Level 1 Quality information per product \(stored on level 2 products\)](#)

#### [4.1 Plot of level 1 quality information per product \(time dependant\)](#)

##### [4.1.1 Plot of level 1 quality information per product \(time dependant\): ASCENDING](#)

##### [4.1.2 Plot of level 1 quality information per product \(time dependant\): DESCENDING](#)

#### [4.2 Plot of level 1 quality information per product \(world map\)](#)

##### [4.2.1 Plot of level 1 quality information per product \(world map\): ASCENDING](#)

##### [4.2.2 Plot of level 1 quality information per product \(world map\): DESCENDING](#)

### [5. Ozone profiles based on quality statistics and other trace gas profiles](#)

#### [5.1 Ozone statistics based on quality of products](#)

#### [5.2 Plot ozone profiles for all STD \(dark without errors\)](#)

#### [5.3 Plot ozone profiles where STD < 20% \(dark without errors\)](#)

#### [5.4. Plot ozone profiles where STD < 10% \(dark without errors\)](#)

#### [5.5. Plot ozone profiles where STD < 5% \(dark without errors\)](#)

#### [5.6 Plot NO2 profiles for all STD \(dark without errors\)](#)

#### [5.7 Plot NO3 profiles for all STD \(dark without errors\)](#)

#### [5.8 Plot H2O profiles \(only for occultations of stars 1,2,3,4,13,14,16,26,63 dark without errors\) for all STD](#)

### [6. Auxiliary Data Files used for the production reported in section 2](#)

This report presents the daily analysis on parameters extracted from GOMOS level 2 data (GOM\_NL\_\_2P). It is intended to monitor some important parameters that will impact the quality of these products. A list of level 2 products (and content) that have arrived during the reporting day to the PCF is also given.

| Item                      | Value                           |
|---------------------------|---------------------------------|
| Time of report generation | 24APR2013 14:40:22              |
| Data source version       | GOMOS/6.01                      |
| Start time of products    | 12-06-2011 (12JUN2011 00:00:00) |
| Stop time of products     | 13-06-2011 (13JUN2011 00:00:00) |
| Store outputs in DB       | Yes                             |
| Nb of level 2 prods       | 279                             |
| Nb of prods with errors   | 0                               |

## 2. Summary of processed GOM\_NL\_\_2P products.

| Nr | Filename                                                      | UTC Start time       | Limb       | Duration | Star Id | Star Name | Star Mag | Star Temp | Nb Meas | Orbit | Prod. error |
|----|---------------------------------------------------------------|----------------------|------------|----------|---------|-----------|----------|-----------|---------|-------|-------------|
| 1  | GOM_NL__2PRFIN20110612_000007_00000383103_00246_48536_3178.N1 | 12-JUN-2011 00:00:07 | Bright     | 38.000   | 133     | 40Zet Her | 2.8070   | 6000.0    | 76      | 48536 | No          |
| 2  | GOM_NL__2PRFIN20110612_000703_00000423103_00246_48536_3179.N1 | 12-JUN-2011 00:07:03 | Bright     | 42.000   | 130     | 23Bet Dra | 2.7990   | 5800.0    | 84      | 48536 | No          |
| 3  | GOM_NL__2PRFIN20110612_001736_00000463103_00246_48536_3180.N1 | 12-JUN-2011 00:17:36 | Bright     | 46.000   | 89      | 5Alp Cep  | 2.4510   | 8000.0    | 92      | 48536 | No          |
| 4  | GOM_NL__2PRFIN20110612_002345_00000633103_00246_48536_3181.N1 | 12-JUN-2011 00:23:45 | Bright     | 63.000   | 74      | 11Bet Cas | 2.2680   | 6600.0    | 126     | 48536 | No          |
| 5  | GOM_NL__2PRFIN20110612_003000_00000473103_00246_48536_3182.N1 | 12-JUN-2011 00:30:00 | Bright     | 47.000   | 73      | 57Gam1And | 2.2600   | 13100.    | 94      | 48536 | No          |
| 6  | GOM_NL__2PRFIN20110612_003219_00000563103_00246_48536_3183.N1 | 12-JUN-2011 00:32:19 | Twilight   | 56.000   | 53      | 43Bet And | 2.0480   | 3300.0    | 112     | 48536 | No          |
| 7  | GOM_NL__2PRFIN20110612_003542_00000503103_00246_48536_3184.N1 | 12-JUN-2011 00:35:42 | Twilight   | 50.000   | 50      | 13Alp Ari | 2.0070   | 4250.0    | 100     | 48536 | No          |
| 8  | GOM_NL__2PRFIN20110612_005046_00000523103_00246_48536_3185.N1 | 12-JUN-2011 00:50:46 | Dark       | 52.000   | 52      | 16Bet Cet | 2.0370   | 4500.0    | 104     | 48536 | No          |
| 9  | GOM_NL__2PRFIN20110612_005708_00000473103_00246_48536_3186.N1 | 12-JUN-2011 00:57:08 | Dark       | 47.000   | 84      | Alp Phe   | 2.3970   | 4500.0    | 94      | 48536 | No          |
| 10 | GOM_NL__2PRFIN20110612_010310_00000603103_00247_48537_3182.N1 | 12-JUN-2011 01:03:10 | Dark       | 60.000   | 63      | Bet Gru   | 2.1500   | 2800.0    | 120     | 48537 | No          |
| 11 | GOM_NL__2PRFIN20110612_010512_00000513103_00247_48537_3183.N1 | 12-JUN-2011 01:05:12 | Dark       | 50.500   | 31      | Alp Gru   | 1.7340   | 15200.    | 101     | 48537 | No          |
| 12 | GOM_NL__2PRFIN20110612_010650_00000593103_00247_48537_3184.N1 | 12-JUN-2011 01:06:50 | Straylight | 58.500   | 172     | Gam Gru   | 3.0030   | 13100.    | 117     | 48537 | No          |
| 13 | GOM_NL__2PRFIN20110612_010919_00000443103_00247_48537_3185.N1 | 12-JUN-2011 01:09:19 | Straylight | 43.500   | 45      | Alp Pav   | 1.9400   | 26000.    | 87      | 48537 | No          |
| 14 | GOM_NL__2PRFIN20110612_011923_00000443103_00247_48537_3186.N1 | 12-JUN-2011 01:19:23 | Twilight   | 43.500   | 25      | 35Lam Sco | 1.6200   | 28000.    | 87      | 48537 | No          |
| 15 | GOM_NL__2PRFIN20110612_012103_00000643103_00247_48537_3187.N1 | 12-JUN-2011 01:21:03 | Bright     | 64.000   | 57      | 34Sig Sgr | 2.0660   | 26000.    | 128     | 48537 | No          |
| 16 | GOM_NL__2PRFIN20110612_012604_00000413103_00247_48537_3188.N1 | 12-JUN-2011 01:26:04 | Bright     | 40.500   | 86      | 35Eta Oph | 2.4300   | 10200.    | 81      | 48537 | No          |
| 17 | GOM_NL__2PRFIN20110612_012750_00000383103_00247_48537_3189.N1 | 12-JUN-2011 01:27:50 | Bright     | 38.000   | 98      | 13Zet Oph | 2.5710   | 30000.    | 76      | 48537 | No          |
| 18 | GOM_NL__2PRFIN20110612_013253_00000473103_00247_48537_3190.N1 | 12-JUN-2011 01:32:53 | Bright     | 46.500   | 126     | 60Bet Oph | 2.7700   | 4250.0    | 93      | 48537 | No          |
| 19 | GOM_NL__2PRFIN20110612_013527_00000463103_00247_48537_3191.N1 | 12-JUN-2011 01:35:27 | Bright     | 46.000   | 59      | 55Alp Oph | 2.0800   | 8900.0    | 92      | 48537 | No          |
| 20 | GOM_NL__2PRFIN20110612_013715_00000373103_00247_48537_3192.N1 | 12-JUN-2011 01:37:15 | Bright     | 37.000   | 127     | 27Bet Her | 2.7810   | 4700.0    | 74      | 48537 | No          |
| 21 | GOM_NL__2PRFIN20110612_014021_00000403103_00247_48537_3193.N1 | 12-JUN-2011 01:40:21 | Bright     | 40.000   | 133     | 40Zet Her | 2.8070   | 6000.0    | 80      | 48537 | No          |
| 22 | GOM_NL__2PRFIN20110612_014717_00000463103_00247_48537_3194.N1 | 12-JUN-2011 01:47:17 | Bright     | 46.000   | 130     | 23Bet Dra | 2.7990   | 5800.0    | 92      | 48537 | No          |
| 23 | GOM_NL__2PRFIN20110612_015749_00000453103_00247_48537_3195.N1 | 12-JUN-2011 01:57:49 | Bright     | 45.000   | 89      | 5Alp Cep  | 2.4510   | 8000.0    | 90      | 48537 | No          |
| 24 | GOM_NL__2PRFIN20110612_020358_00000633103_00247_48537_3196.N1 | 12-JUN-2011 02:03:58 | Bright     | 63.000   | 74      | 11Bet Cas | 2.2680   | 6600.0    | 126     | 48537 | No          |
| 25 | GOM_NL__2PRFIN20110612_021014_00000403103_00247_48537_3197.N1 | 12-JUN-2011 02:10:14 | Bright     | 39.500   | 73      | 57Gam1And | 2.2600   | 13100.    | 79      | 48537 | No          |
| 26 | GOM_NL__2PRFIN20110612_021233_00000513103_00247_48537_3198.N1 | 12-JUN-2011 02:12:33 | Twilight   | 51.000   | 53      | 43Bet And | 2.0480   | 3300.0    | 102     | 48537 | No          |
| 27 | GOM_NL__2PRFIN20110612_021556_00000463103_00247_48537_3199.N1 | 12-JUN-2011 02:15:56 | Twilight   | 46.000   | 50      | 13Alp Ari | 2.0070   | 4250.0    | 92      | 48537 | No          |
| 28 | GOM_NL__2PRFIN20110612_023101_00000533103_00247_48537_3200.N1 | 12-JUN-2011 02:31:01 | Dark       | 52.500   | 52      | 16Bet Cet | 2.0370   | 4500.0    | 105     | 48537 | No          |
| 29 | GOM_NL__2PRFIN20110612_023723_00000433103_00247_48537_3201.N1 | 12-JUN-2011 02:37:23 | Dark       | 43.000   | 84      | Alp Phe   | 2.3970   | 4500.0    | 86      | 48537 | No          |
| 30 | GOM_NL__2PRFIN20110612_024325_00000543103_00248_48538_3210.N1 | 12-JUN-2011 02:43:25 | Dark       | 53.500   | 63      | Bet Gru   | 2.1500   | 2800.0    | 107     | 48538 | No          |
| 31 | GOM_NL__2PRFIN20110612_024527_00000513103_00248_48538_3211.N1 | 12-JUN-2011 02:45:27 | Dark       | 50.500   | 31      | Alp Gru   | 1.7340   | 15200.    | 101     | 48538 | No          |
| 32 | GOM_NL__2PRFIN20110612_024706_00000593103_00248_48538_3212.N1 | 12-JUN-2011 02:47:06 | Straylight | 59.000   | 172     | Gam Gru   | 3.0030   | 13100.    | 118     | 48538 | No          |
| 33 | GOM_NL__2PRFIN20110612_024933_00000453103_00248_48538_3213.N1 | 12-JUN-2011 02:49:33 | Straylight | 45.000   | 45      | Alp Pav   | 1.9400   | 26000.    | 90      | 48538 | No          |
| 34 | GOM_NL__2PRFIN20110612_025937_00000463103_00248_48538_3214.N1 | 12-JUN-2011 02:59:37 | Twilight   | 45.500   | 25      | 35Lam Sco | 1.6200   | 28000.    | 91      | 48538 | No          |
| 35 | GOM_NL__2PRFIN20110612_030117_00000593103_00248_48538_3215.N1 | 12-JUN-2011 03:01:17 | Bright     | 59.000   | 57      | 34Sig Sgr | 2.0660   | 26000.    | 118     | 48538 | No          |
| 36 | GOM_NL__2PRFIN20110612_030619_00000413103_00248_48538_3216.N1 | 12-JUN-2011 03:06:19 | Bright     | 41.000   | 86      | 35Eta Oph | 2.4300   | 10200.    | 82      | 48538 | No          |
| 37 | GOM_NL__2PRFIN20110612_030803_00000383103_00248_48538_3217.N1 | 12-JUN-2011 03:08:03 | Bright     | 38.000   | 98      | 13Zet Oph | 2.5710   | 30000.    | 76      | 48538 | No          |
| 38 | GOM_NL__2PRFIN20110612_031307_00000463103_00248_48538_3218.N1 | 12-JUN-2011 03:13:07 | Bright     | 45.500   | 126     | 60Bet Oph | 2.7700   | 4250.0    | 91      | 48538 | No          |
| 39 | GOM_NL__2PRFIN20110612_031541_00000473103_00248_48538_3219.N1 | 12-JUN-2011 03:15:41 | Bright     | 46.500   | 59      | 55Alp Oph | 2.0800   | 8900.0    | 93      | 48538 | No          |
| 40 | GOM_NL__2PRFIN20110612_031729_00000393103_00248_48538_3220.N1 | 12-JUN-2011 03:17:29 | Bright     | 39.000   | 127     | 27Bet Her | 2.7810   | 4700.0    | 78      | 48538 | No          |
| 41 | GOM_NL__2PRFIN20110612_032034_00000403103_00248_48538_3221.N1 | 12-JUN-2011 03:20:34 | Bright     | 39.500   | 133     | 40Zet Her | 2.8070   | 6000.0    | 79      | 48538 | No          |
| 42 | GOM_NL__2PRFIN20110612_032730_00000403103_00248_48538_3222.N1 | 12-JUN-2011 03:27:30 | Bright     | 39.500   | 130     | 23Bet Dra | 2.7990   | 5800.0    | 79      | 48538 | No          |

|     |                                                                |                      |            |        |     |           |        |        |     |       |    |
|-----|----------------------------------------------------------------|----------------------|------------|--------|-----|-----------|--------|--------|-----|-------|----|
| 43  | GOM_NL__2PRFIN20110612_033802_000000483103_00248_48538_3223.N1 | 12-JUN-2011 03:38:02 | Bright     | 47.500 | 89  | 5Alp Cep  | 2.4510 | 8000.0 | 95  | 48538 | No |
| 44  | GOM_NL__2PRFIN20110612_034412_000000413103_00248_48538_3224.N1 | 12-JUN-2011 03:44:12 | Bright     | 41.000 | 74  | 11Bet Cas | 2.2680 | 6600.0 | 82  | 48538 | No |
| 45  | GOM_NL__2PRFIN20110612_035028_000000533103_00248_48538_3225.N1 | 12-JUN-2011 03:50:28 | Bright     | 53.000 | 73  | 57Gam1And | 2.2600 | 13100. | 106 | 48538 | No |
| 46  | GOM_NL__2PRFIN20110612_035247_000000573103_00248_48538_3226.N1 | 12-JUN-2011 03:52:47 | Twilight   | 56.500 | 53  | 43Bet And | 2.0480 | 3300.0 | 113 | 48538 | No |
| 47  | GOM_NL__2PRFIN20110612_035610_000000493103_00248_48538_3227.N1 | 12-JUN-2011 03:56:10 | Twilight   | 49.000 | 50  | 13Alp Ari | 2.0070 | 4250.0 | 98  | 48538 | No |
| 48  | GOM_NL__2PRFIN20110612_041116_000000553103_00248_48538_3228.N1 | 12-JUN-2011 04:11:16 | Dark       | 55.000 | 52  | 16Bet Cet | 2.0370 | 4500.0 | 110 | 48538 | No |
| 49  | GOM_NL__2PRFIN20110612_041737_000000543103_00248_48538_3229.N1 | 12-JUN-2011 04:17:37 | Dark       | 53.500 | 84  | Alp Phe   | 2.3970 | 4500.0 | 107 | 48538 | No |
| 50  | GOM_NL__2PRFIN20110612_042340_000000573103_00249_48539_3223.N1 | 12-JUN-2011 04:23:40 | Dark       | 56.500 | 63  | Bet Gru   | 2.1500 | 2800.0 | 113 | 48539 | No |
| 51  | GOM_NL__2PRFIN20110612_042542_000000483103_00249_48539_3224.N1 | 12-JUN-2011 04:25:42 | Dark       | 47.500 | 31  | Alp Gru   | 1.7340 | 15200. | 95  | 48539 | No |
| 52  | GOM_NL__2PRFIN20110612_042721_000000563103_00249_48539_3225.N1 | 12-JUN-2011 04:27:21 | Straylight | 56.000 | 172 | Gam Gru   | 3.0030 | 13100. | 112 | 48539 | No |
| 53  | GOM_NL__2PRFIN20110612_042948_000000413103_00249_48539_3226.N1 | 12-JUN-2011 04:29:48 | Straylight | 41.000 | 45  | Alp Pav   | 1.9400 | 26000. | 82  | 48539 | No |
| 54  | GOM_NL__2PRFIN20110612_043951_000000443103_00249_48539_3227.N1 | 12-JUN-2011 04:39:51 | Twilight   | 44.000 | 25  | 35Lam Sco | 1.6200 | 28000. | 88  | 48539 | No |
| 55  | GOM_NL__2PRFIN20110612_044132_000000623103_00249_48539_3228.N1 | 12-JUN-2011 04:41:32 | Bright     | 61.500 | 57  | 34Sig Sgr | 2.0660 | 26000. | 123 | 48539 | No |
| 56  | GOM_NL__2PRFIN20110612_044633_000000403103_00249_48539_3229.N1 | 12-JUN-2011 04:46:33 | Bright     | 40.000 | 86  | 35Eta Oph | 2.4300 | 10200. | 80  | 48539 | No |
| 57  | GOM_NL__2PRFIN20110612_044819_000000363103_00249_48539_3230.N1 | 12-JUN-2011 04:48:19 | Bright     | 36.000 | 98  | 13Zet Oph | 2.5710 | 30000. | 72  | 48539 | No |
| 58  | GOM_NL__2PRFIN20110612_045320_000000493103_00249_48539_3231.N1 | 12-JUN-2011 04:53:20 | Bright     | 48.500 | 126 | 60Bet Oph | 2.7700 | 4250.0 | 97  | 48539 | No |
| 59  | GOM_NL__2PRFIN20110612_045554_000000463103_00249_48539_3232.N1 | 12-JUN-2011 04:55:54 | Bright     | 45.500 | 59  | 55Alp Oph | 2.0800 | 8900.0 | 91  | 48539 | No |
| 60  | GOM_NL__2PRFIN20110612_045743_000000383103_00249_48539_3233.N1 | 12-JUN-2011 04:57:43 | Bright     | 37.500 | 127 | 27Bet Her | 2.7810 | 4700.0 | 75  | 48539 | No |
| 61  | GOM_NL__2PRFIN20110612_050048_000000393103_00249_48539_3234.N1 | 12-JUN-2011 05:00:48 | Bright     | 38.500 | 133 | 40Zet Her | 2.8070 | 6000.0 | 77  | 48539 | No |
| 62  | GOM_NL__2PRFIN20110612_050744_000000413103_00249_48539_3235.N1 | 12-JUN-2011 05:07:44 | Bright     | 41.000 | 130 | 23Bet Dra | 2.7990 | 5800.0 | 82  | 48539 | No |
| 63  | GOM_NL__2PRFIN20110612_051816_000000463103_00249_48539_3236.N1 | 12-JUN-2011 05:18:16 | Bright     | 45.500 | 89  | 5Alp Cep  | 2.4510 | 8000.0 | 91  | 48539 | No |
| 64  | GOM_NL__2PRFIN20110612_052426_000000633103_00249_48539_3237.N1 | 12-JUN-2011 05:24:26 | Bright     | 63.000 | 74  | 11Bet Cas | 2.2680 | 6600.0 | 126 | 48539 | No |
| 65  | GOM_NL__2PRFIN20110612_053042_000000403103_00249_48539_3238.N1 | 12-JUN-2011 05:30:42 | Bright     | 39.500 | 73  | 57Gam1And | 2.2600 | 13100. | 79  | 48539 | No |
| 66  | GOM_NL__2PRFIN20110612_053301_000000533103_00249_48539_3239.N1 | 12-JUN-2011 05:33:01 | Twilight   | 53.000 | 53  | 43Bet And | 2.0480 | 3300.0 | 106 | 48539 | No |
| 67  | GOM_NL__2PRFIN20110612_053624_000000503103_00249_48539_3240.N1 | 12-JUN-2011 05:36:24 | Twilight   | 49.500 | 50  | 13Alp Ari | 2.0070 | 4250.0 | 99  | 48539 | No |
| 68  | GOM_NL__2PRFIN20110612_055131_000000553103_00249_48539_3241.N1 | 12-JUN-2011 05:51:31 | Dark       | 55.000 | 52  | 16Bet Cet | 2.0370 | 4500.0 | 110 | 48539 | No |
| 69  | GOM_NL__2PRFIN20110612_055752_000000493103_00249_48539_3242.N1 | 12-JUN-2011 05:57:52 | Dark       | 48.500 | 84  | Alp Phe   | 2.3970 | 4500.0 | 97  | 48539 | No |
| 70  | GOM_NL__2PRFIN20110612_060355_000000613103_00250_48540_3236.N1 | 12-JUN-2011 06:03:55 | Dark       | 60.500 | 63  | Bet Gru   | 2.1500 | 2800.0 | 121 | 48540 | No |
| 71  | GOM_NL__2PRFIN20110612_060557_000000483103_00250_48540_3237.N1 | 12-JUN-2011 06:05:57 | Dark       | 48.000 | 31  | Alp Gru   | 1.7340 | 15200. | 96  | 48540 | No |
| 72  | GOM_NL__2PRFIN20110612_060736_000000583103_00250_48540_3238.N1 | 12-JUN-2011 06:07:36 | Straylight | 58.000 | 172 | Gam Gru   | 3.0030 | 13100. | 116 | 48540 | No |
| 73  | GOM_NL__2PRFIN20110612_061003_000000433103_00250_48540_3239.N1 | 12-JUN-2011 06:10:03 | Straylight | 43.000 | 45  | Alp Pav   | 1.9400 | 26000. | 86  | 48540 | No |
| 74  | GOM_NL__2PRFIN20110612_062006_000000473103_00250_48540_3240.N1 | 12-JUN-2011 06:20:06 | Twilight   | 47.000 | 25  | 35Lam Sco | 1.6200 | 28000. | 94  | 48540 | No |
| 75  | GOM_NL__2PRFIN20110612_062146_000000543103_00250_48540_3241.N1 | 12-JUN-2011 06:21:46 | Bright     | 54.000 | 57  | 34Sig Sgr | 2.0660 | 26000. | 108 | 48540 | No |
| 76  | GOM_NL__2PRFIN20110612_062647_000000403103_00250_48540_3242.N1 | 12-JUN-2011 06:26:47 | Bright     | 40.000 | 86  | 35Eta Oph | 2.4300 | 10200. | 80  | 48540 | No |
| 77  | GOM_NL__2PRFIN20110612_063334_000000493103_00250_48540_3243.N1 | 12-JUN-2011 06:33:34 | Bright     | 48.500 | 126 | 60Bet Oph | 2.7700 | 4250.0 | 97  | 48540 | No |
| 78  | GOM_NL__2PRFIN20110612_063608_000000663103_00250_48540_3244.N1 | 12-JUN-2011 06:36:08 | Bright     | 66.000 | 59  | 55Alp Oph | 2.0800 | 8900.0 | 132 | 48540 | No |
| 79  | GOM_NL__2PRFIN20110612_063757_000000383103_00250_48540_3245.N1 | 12-JUN-2011 06:37:57 | Bright     | 38.000 | 127 | 27Bet Her | 2.7810 | 4700.0 | 76  | 48540 | No |
| 80  | GOM_NL__2PRFIN20110612_064102_000000393103_00250_48540_3246.N1 | 12-JUN-2011 06:41:02 | Bright     | 39.000 | 133 | 40Zet Her | 2.8070 | 6000.0 | 78  | 48540 | No |
| 81  | GOM_NL__2PRFIN20110612_064758_000000403103_00250_48540_3247.N1 | 12-JUN-2011 06:47:58 | Bright     | 40.000 | 130 | 23Bet Dra | 2.7990 | 5800.0 | 80  | 48540 | No |
| 82  | GOM_NL__2PRFIN20110612_065829_000000673103_00250_48540_3248.N1 | 12-JUN-2011 06:58:29 | Bright     | 66.500 | 89  | 5Alp Cep  | 2.4510 | 8000.0 | 133 | 48540 | No |
| 83  | GOM_NL__2PRFIN20110612_070440_000000443103_00250_48540_3249.N1 | 12-JUN-2011 07:04:40 | Bright     | 43.500 | 74  | 11Bet Cas | 2.2680 | 6600.0 | 87  | 48540 | No |
| 84  | GOM_NL__2PRFIN20110612_071056_000000403103_00250_48540_3250.N1 | 12-JUN-2011 07:10:56 | Bright     | 39.500 | 73  | 57Gam1And | 2.2600 | 13100. | 79  | 48540 | No |
| 85  | GOM_NL__2PRFIN20110612_071315_000000553103_00250_48540_3251.N1 | 12-JUN-2011 07:13:15 | Twilight   | 55.000 | 53  | 43Bet And | 2.0480 | 3300.0 | 110 | 48540 | No |
| 86  | GOM_NL__2PRFIN20110612_071638_000000523103_00250_48540_3252.N1 | 12-JUN-2011 07:16:38 | Twilight   | 51.500 | 50  | 13Alp Ari | 2.0070 | 4250.0 | 103 | 48540 | No |
| 87  | GOM_NL__2PRFIN20110612_073146_000000613103_00250_48540_3253.N1 | 12-JUN-2011 07:31:46 | Dark       | 60.500 | 52  | 16Bet Cet | 2.0370 | 4500.0 | 121 | 48540 | No |
| 88  | GOM_NL__2PRFIN20110612_073807_000000473103_00250_48540_3254.N1 | 12-JUN-2011 07:38:07 | Dark       | 47.000 | 84  | Alp Phe   | 2.3970 | 4500.0 | 94  | 48540 | No |
| 89  | GOM_NL__2PRFIN20110612_074410_000000573103_00251_48541_3266.N1 | 12-JUN-2011 07:44:10 | Dark       | 56.500 | 63  | Bet Gru   | 2.1500 | 2800.0 | 113 | 48541 | No |
| 90  | GOM_NL__2PRFIN20110612_074612_000000503103_00251_48541_3267.N1 | 12-JUN-2011 07:46:12 | Dark       | 49.500 | 31  | Alp Gru   | 1.7340 | 15200. | 99  | 48541 | No |
| 91  | GOM_NL__2PRFIN20110612_074751_000000563103_00251_48541_3268.N1 | 12-JUN-2011 07:47:51 | Straylight | 56.000 | 172 | Gam Gru   | 3.0030 | 13100. | 112 | 48541 | No |
| 92  | GOM_NL__2PRFIN20110612_075017_000000423103_00251_48541_3269.N1 | 12-JUN-2011 07:50:17 | Straylight | 41.500 | 45  | Alp Pav   | 1.9400 | 26000. | 83  | 48541 | No |
| 93  | GOM_NL__2PRFIN20110612_080020_000000463103_00251_48541_3270.N1 | 12-JUN-2011 08:00:20 | Twilight   | 45.500 | 25  | 35Lam Sco | 1.6200 | 28000. | 91  | 48541 | No |
| 94  | GOM_NL__2PRFIN20110612_080201_000000693103_00251_48541_3271.N1 | 12-JUN-2011 08:02:01 | Bright     | 69.000 | 57  | 34Sig Sgr | 2.0660 | 26000. | 138 | 48541 | No |
| 95  | GOM_NL__2PRFIN20110612_080701_000000403103_00251_48541_3272.N1 | 12-JUN-2011 08:07:01 | Bright     | 39.500 | 86  | 35Eta Oph | 2.4300 | 10200. | 79  | 48541 | No |
| 96  | GOM_NL__2PRFIN20110612_081348_000000473103_00251_48541_3273.N1 | 12-JUN-2011 08:13:48 | Bright     | 46.500 | 126 | 60Bet Oph | 2.7700 | 4250.0 | 93  | 48541 | No |
| 97  | GOM_NL__2PRFIN20110612_081621_000000483103_00251_48541_3274.N1 | 12-JUN-2011 08:16:21 | Bright     | 48.000 | 59  | 55Alp Oph | 2.0800 | 8900.0 | 96  | 48541 | No |
| 98  | GOM_NL__2PRFIN20110612_081811_000000383103_00251_48541_3275.N1 | 12-JUN-2011 08:18:11 | Bright     | 38.000 | 127 | 27Bet Her | 2.7810 | 4700.0 | 76  | 48541 | No |
| 99  | GOM_NL__2PRFIN20110612_082116_000000383103_00251_48541_3276.N1 | 12-JUN-2011 08:21:16 | Bright     | 37.500 | 133 | 40Zet Her | 2.8070 | 6000.0 | 75  | 48541 | No |
| 100 | GOM_NL__2PRFIN20110612_082811_000000423103_00251_48541_3277.N1 | 12-JUN-2011 08:28:11 | Bright     | 41.500 | 130 | 23Bet Dra | 2.7990 | 5800.0 | 83  | 48541 | No |
| 101 | GOM_NL__2PRFIN20110612_083842_000000473103_00251_48541_3278.N1 | 12-JUN-2011 08:38:42 | Bright     | 46.500 | 89  | 5Alp Cep  | 2.4510 | 8000.0 | 93  | 48541 | No |

|     |                                                                |                      |            |        |     |           |        |        |     |       |    |
|-----|----------------------------------------------------------------|----------------------|------------|--------|-----|-----------|--------|--------|-----|-------|----|
| 102 | GOM_NL__2PRFIN20110612_084453_000000423103_00251_48541_3279.N1 | 12-JUN-2011 08:44:53 | Bright     | 42.000 | 74  | 11Bet Cas | 2.2680 | 6600.0 | 84  | 48541 | No |
| 103 | GOM_NL__2PRFIN20110612_085110_000000403103_00251_48541_3280.N1 | 12-JUN-2011 08:51:10 | Bright     | 39.500 | 73  | 57Gam1And | 2.2600 | 13100. | 79  | 48541 | No |
| 104 | GOM_NL__2PRFIN20110612_085329_000000563103_00251_48541_3281.N1 | 12-JUN-2011 08:53:29 | Twilight   | 56.000 | 53  | 43Bet And | 2.0480 | 3300.0 | 112 | 48541 | No |
| 105 | GOM_NL__2PRFIN20110612_085652_000000483103_00251_48541_3282.N1 | 12-JUN-2011 08:56:52 | Twilight   | 48.000 | 50  | 13Alp Ari | 2.0070 | 4250.0 | 96  | 48541 | No |
| 106 | GOM_NL__2PRFIN20110612_091201_000000543103_00251_48541_3283.N1 | 12-JUN-2011 09:12:01 | Dark       | 54.000 | 52  | 16Bet Cet | 2.0370 | 4500.0 | 108 | 48541 | No |
| 107 | GOM_NL__2PRFIN20110612_091822_000000463103_00251_48541_3284.N1 | 12-JUN-2011 09:18:22 | Dark       | 46.000 | 84  | Alp Phe   | 2.3970 | 4500.0 | 92  | 48541 | No |
| 108 | GOM_NL__2PRFIN20110612_092425_000000543103_00252_48542_3295.N1 | 12-JUN-2011 09:24:25 | Dark       | 54.000 | 63  | Bet Gru   | 2.1500 | 2800.0 | 108 | 48542 | No |
| 109 | GOM_NL__2PRFIN20110612_092627_000000493103_00252_48542_3296.N1 | 12-JUN-2011 09:26:27 | Dark       | 48.500 | 31  | Alp Gru   | 1.7340 | 15200. | 97  | 48542 | No |
| 110 | GOM_NL__2PRFIN20110612_092807_000000573103_00252_48542_3297.N1 | 12-JUN-2011 09:28:07 | Straylight | 56.500 | 172 | Gam Gru   | 3.0030 | 13100. | 113 | 48542 | No |
| 111 | GOM_NL__2PRFIN20110612_093032_000000423103_00252_48542_3298.N1 | 12-JUN-2011 09:30:32 | Straylight | 42.000 | 45  | Alp Pav   | 1.9400 | 26000. | 84  | 48542 | No |
| 112 | GOM_NL__2PRFIN20110612_094034_000000433103_00252_48542_3299.N1 | 12-JUN-2011 09:40:34 | Twilight   | 43.000 | 25  | 35Lam Sco | 1.6200 | 28000. | 86  | 48542 | No |
| 113 | GOM_NL__2PRFIN20110612_094215_000000543103_00252_48542_3300.N1 | 12-JUN-2011 09:42:15 | Bright     | 53.500 | 57  | 34Sig Sgr | 2.0660 | 26000. | 107 | 48542 | No |
| 114 | GOM_NL__2PRFIN20110612_094715_000000403103_00252_48542_3301.N1 | 12-JUN-2011 09:47:15 | Bright     | 39.500 | 86  | 35Eta Oph | 2.4300 | 10200. | 79  | 48542 | No |
| 115 | GOM_NL__2PRFIN20110612_095401_000000453103_00252_48542_3302.N1 | 12-JUN-2011 09:54:01 | Bright     | 45.000 | 126 | 60Bet Oph | 2.7700 | 4250.0 | 90  | 48542 | No |
| 116 | GOM_NL__2PRFIN20110612_095635_000000443103_00252_48542_3303.N1 | 12-JUN-2011 09:56:35 | Bright     | 43.500 | 59  | 55Alp Oph | 2.0800 | 8900.0 | 87  | 48542 | No |
| 117 | GOM_NL__2PRFIN20110612_095825_000000383103_00252_48542_3304.N1 | 12-JUN-2011 09:58:25 | Bright     | 37.500 | 127 | 27Bet Her | 2.7810 | 4700.0 | 75  | 48542 | No |
| 118 | GOM_NL__2PRFIN20110612_100130_000000383103_00252_48542_3305.N1 | 12-JUN-2011 10:01:30 | Bright     | 38.000 | 133 | 40Zet Her | 2.8070 | 6000.0 | 76  | 48542 | No |
| 119 | GOM_NL__2PRFIN20110612_100825_000000413103_00252_48542_3306.N1 | 12-JUN-2011 10:08:25 | Bright     | 41.000 | 130 | 23Bet Dra | 2.7990 | 5800.0 | 82  | 48542 | No |
| 120 | GOM_NL__2PRFIN20110612_101856_000000473103_00252_48542_3307.N1 | 12-JUN-2011 10:18:56 | Bright     | 46.500 | 89  | 5Alp Cep  | 2.4510 | 8000.0 | 93  | 48542 | No |
| 121 | GOM_NL__2PRFIN20110612_102507_000000643103_00252_48542_3308.N1 | 12-JUN-2011 10:25:07 | Bright     | 64.000 | 74  | 11Bet Cas | 2.2680 | 6600.0 | 128 | 48542 | No |
| 122 | GOM_NL__2PRFIN20110612_103124_000000563103_00252_48542_3309.N1 | 12-JUN-2011 10:31:24 | Bright     | 56.000 | 73  | 57Gam1And | 2.2600 | 13100. | 112 | 48542 | No |
| 123 | GOM_NL__2PRFIN20110612_103343_000000523103_00252_48542_3310.N1 | 12-JUN-2011 10:33:43 | Twilight   | 52.000 | 53  | 43Bet And | 2.0480 | 3300.0 | 104 | 48542 | No |
| 124 | GOM_NL__2PRFIN20110612_103707_000000513103_00252_48542_3311.N1 | 12-JUN-2011 10:37:07 | Twilight   | 51.000 | 50  | 13Alp Ari | 2.0070 | 4250.0 | 102 | 48542 | No |
| 125 | GOM_NL__2PRFIN20110612_105215_000000573103_00252_48542_3312.N1 | 12-JUN-2011 10:52:15 | Dark       | 57.000 | 52  | 16Bet Cet | 2.0370 | 4500.0 | 114 | 48542 | No |
| 126 | GOM_NL__2PRFIN20110612_105836_000000443103_00252_48542_3313.N1 | 12-JUN-2011 10:58:36 | Dark       | 44.000 | 84  | Alp Phe   | 2.3970 | 4500.0 | 88  | 48542 | No |
| 127 | GOM_NL__2PRFIN20110612_110440_000000513103_00253_48543_3342.N1 | 12-JUN-2011 11:04:40 | Dark       | 50.500 | 63  | Bet Gru   | 2.1500 | 2800.0 | 101 | 48543 | No |
| 128 | GOM_NL__2PRFIN20110612_110642_000000473103_00253_48543_3343.N1 | 12-JUN-2011 11:06:42 | Dark       | 47.000 | 31  | Alp Gru   | 1.7340 | 15200. | 94  | 48543 | No |
| 129 | GOM_NL__2PRFIN20110612_110822_000000573103_00253_48543_3344.N1 | 12-JUN-2011 11:08:22 | Straylight | 56.500 | 172 | Gam Gru   | 3.0030 | 13100. | 113 | 48543 | No |
| 130 | GOM_NL__2PRFIN20110612_111046_000000443103_00253_48543_3345.N1 | 12-JUN-2011 11:10:46 | Straylight | 43.500 | 45  | Alp Pav   | 1.9400 | 26000. | 87  | 48543 | No |
| 131 | GOM_NL__2PRFIN20110612_112048_000000453103_00253_48543_3346.N1 | 12-JUN-2011 11:20:48 | Twilight   | 44.500 | 25  | 35Lam Sco | 1.6200 | 28000. | 89  | 48543 | No |
| 132 | GOM_NL__2PRFIN20110612_112229_000000743103_00253_48543_3347.N1 | 12-JUN-2011 11:22:29 | Bright     | 74.000 | 57  | 34Sig Sgr | 2.0660 | 26000. | 148 | 48543 | No |
| 133 | GOM_NL__2PRFIN20110612_112729_000000413103_00253_48543_3348.N1 | 12-JUN-2011 11:27:29 | Bright     | 40.500 | 86  | 35Eta Oph | 2.4300 | 10200. | 81  | 48543 | No |
| 134 | GOM_NL__2PRFIN20110612_113415_000000453103_00253_48543_3349.N1 | 12-JUN-2011 11:34:15 | Bright     | 45.000 | 126 | 60Bet Oph | 2.7700 | 4250.0 | 90  | 48543 | No |
| 135 | GOM_NL__2PRFIN20110612_113649_000000443103_00253_48543_3350.N1 | 12-JUN-2011 11:36:49 | Bright     | 44.000 | 59  | 55Alp Oph | 2.0800 | 8900.0 | 88  | 48543 | No |
| 136 | GOM_NL__2PRFIN20110612_113838_000000383103_00253_48543_3351.N1 | 12-JUN-2011 11:38:38 | Bright     | 37.500 | 127 | 27Bet Her | 2.7810 | 4700.0 | 75  | 48543 | No |
| 137 | GOM_NL__2PRFIN20110612_114143_000000413103_00253_48543_3352.N1 | 12-JUN-2011 11:41:43 | Bright     | 41.000 | 133 | 40Zet Her | 2.8070 | 6000.0 | 82  | 48543 | No |
| 138 | GOM_NL__2PRFIN20110612_114838_000000443103_00253_48543_3353.N1 | 12-JUN-2011 11:48:38 | Bright     | 43.500 | 130 | 23Bet Dra | 2.7990 | 5800.0 | 87  | 48543 | No |
| 139 | GOM_NL__2PRFIN20110612_115909_000000493103_00253_48543_3354.N1 | 12-JUN-2011 11:59:09 | Bright     | 49.000 | 89  | 5Alp Cep  | 2.4510 | 8000.0 | 98  | 48543 | No |
| 140 | GOM_NL__2PRFIN20110612_120520_000000443103_00253_48543_3355.N1 | 12-JUN-2011 12:05:20 | Bright     | 44.000 | 74  | 11Bet Cas | 2.2680 | 6600.0 | 88  | 48543 | No |
| 141 | GOM_NL__2PRFIN20110612_121138_000000403103_00253_48543_3356.N1 | 12-JUN-2011 12:11:38 | Bright     | 39.500 | 73  | 57Gam1And | 2.2600 | 13100. | 79  | 48543 | No |
| 142 | GOM_NL__2PRFIN20110612_121357_000000593103_00253_48543_3357.N1 | 12-JUN-2011 12:13:57 | Twilight   | 59.000 | 53  | 43Bet And | 2.0480 | 3300.0 | 118 | 48543 | No |
| 143 | GOM_NL__2PRFIN20110612_121721_000000473103_00253_48543_3358.N1 | 12-JUN-2011 12:17:21 | Twilight   | 47.000 | 50  | 13Alp Ari | 2.0070 | 4250.0 | 94  | 48543 | No |
| 144 | GOM_NL__2PRFIN20110612_123230_000000533103_00253_48543_3359.N1 | 12-JUN-2011 12:32:30 | Dark       | 52.500 | 52  | 16Bet Cet | 2.0370 | 4500.0 | 105 | 48543 | No |
| 145 | GOM_NL__2PRFIN20110612_123851_000000513103_00253_48543_3360.N1 | 12-JUN-2011 12:38:51 | Dark       | 50.500 | 84  | Alp Phe   | 2.3970 | 4500.0 | 101 | 48543 | No |
| 146 | GOM_NL__2PRFIN20110612_124455_000000503103_00254_48544_3375.N1 | 12-JUN-2011 12:44:55 | Dark       | 49.500 | 63  | Bet Gru   | 2.1500 | 2800.0 | 99  | 48544 | No |
| 147 | GOM_NL__2PRFIN20110612_124657_000000473103_00254_48544_3376.N1 | 12-JUN-2011 12:46:57 | Dark       | 46.500 | 31  | Alp Gru   | 1.7340 | 15200. | 93  | 48544 | No |
| 148 | GOM_NL__2PRFIN20110612_124837_000000573103_00254_48544_3377.N1 | 12-JUN-2011 12:48:37 | Straylight | 56.500 | 172 | Gam Gru   | 3.0030 | 13100. | 113 | 48544 | No |
| 149 | GOM_NL__2PRFIN20110612_125101_000000453103_00254_48544_3378.N1 | 12-JUN-2011 12:51:01 | Straylight | 44.500 | 45  | Alp Pav   | 1.9400 | 26000. | 89  | 48544 | No |
| 150 | GOM_NL__2PRFIN20110612_130103_000000463103_00254_48544_3379.N1 | 12-JUN-2011 13:01:03 | Twilight   | 46.000 | 25  | 35Lam Sco | 1.6200 | 28000. | 92  | 48544 | No |
| 151 | GOM_NL__2PRFIN20110612_130244_000000613103_00254_48544_3380.N1 | 12-JUN-2011 13:02:44 | Bright     | 60.500 | 57  | 34Sig Sgr | 2.0660 | 26000. | 121 | 48544 | No |
| 152 | GOM_NL__2PRFIN20110612_130743_000000403103_00254_48544_3381.N1 | 12-JUN-2011 13:07:43 | Bright     | 40.000 | 86  | 35Eta Oph | 2.4300 | 10200. | 80  | 48544 | No |
| 153 | GOM_NL__2PRFIN20110612_131429_000000463103_00254_48544_3382.N1 | 12-JUN-2011 13:14:29 | Bright     | 45.500 | 126 | 60Bet Oph | 2.7700 | 4250.0 | 91  | 48544 | No |
| 154 | GOM_NL__2PRFIN20110612_131702_000000453103_00254_48544_3383.N1 | 12-JUN-2011 13:17:02 | Bright     | 44.500 | 59  | 55Alp Oph | 2.0800 | 8900.0 | 89  | 48544 | No |
| 155 | GOM_NL__2PRFIN20110612_131852_000000403103_00254_48544_3384.N1 | 12-JUN-2011 13:18:52 | Bright     | 40.000 | 127 | 27Bet Her | 2.7810 | 4700.0 | 80  | 48544 | No |
| 156 | GOM_NL__2PRFIN20110612_132157_000000373103_00254_48544_3385.N1 | 12-JUN-2011 13:21:57 | Bright     | 37.000 | 133 | 40Zet Her | 2.8070 | 6000.0 | 74  | 48544 | No |
| 157 | GOM_NL__2PRFIN20110612_132851_000000433103_00254_48544_3386.N1 | 12-JUN-2011 13:28:51 | Bright     | 42.500 | 130 | 23Bet Dra | 2.7990 | 5800.0 | 85  | 48544 | No |
| 158 | GOM_NL__2PRFIN20110612_134534_000000563103_00254_48544_3387.N1 | 12-JUN-2011 13:45:34 | Bright     | 55.500 | 74  | 11Bet Cas | 2.2680 | 6600.0 | 111 | 48544 | No |
| 159 | GOM_NL__2PRFIN20110612_135152_000000393103_00254_48544_3388.N1 | 12-JUN-2011 13:51:52 | Bright     | 39.000 | 73  | 57Gam1And | 2.2600 | 13100. | 78  | 48544 | No |
| 160 | GOM_NL__2PRFIN20110612_135411_000000613103_00254_48544_3389.N1 | 12-JUN-2011 13:54:11 | Twilight   | 60.500 | 53  | 43Bet And | 2.0480 | 3300.0 | 121 | 48544 | No |



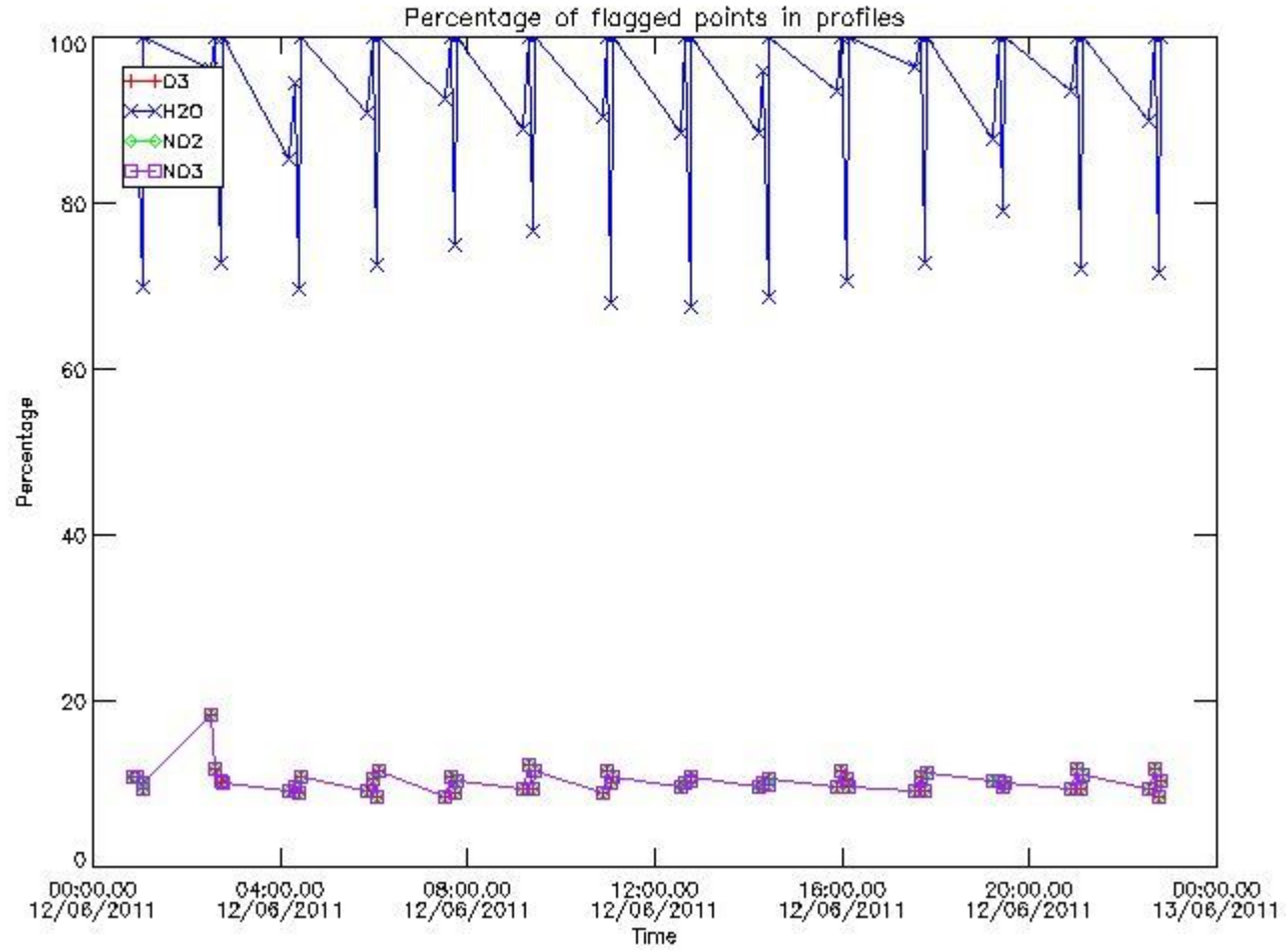
|     |                                                                |                      |              |        |     |           |        |        |     |       |    |
|-----|----------------------------------------------------------------|----------------------|--------------|--------|-----|-----------|--------|--------|-----|-------|----|
| 161 | GOM_NL__2PRFIN20110612_135735_000000453103_00254_48544_3390.N1 | 12-JUN-2011 13:57:35 | Twilight     | 44.500 | 50  | 13Alp Ari | 2.0070 | 4250.0 | 89  | 48544 | No |
| 162 | GOM_NL__2PRFIN20110612_141245_000000533103_00254_48544_3391.N1 | 12-JUN-2011 14:12:45 | Dark         | 52.500 | 52  | 16Bet Cet | 2.0370 | 4500.0 | 105 | 48544 | No |
| 163 | GOM_NL__2PRFIN20110612_141906_000000503103_00254_48544_3392.N1 | 12-JUN-2011 14:19:06 | Dark         | 50.000 | 84  | Alp Phe   | 2.3970 | 4500.0 | 100 | 48544 | No |
| 164 | GOM_NL__2PRFIN20110612_142510_000000523103_00255_48545_3418.N1 | 12-JUN-2011 14:25:10 | Dark         | 51.500 | 63  | Bet Gru   | 2.1500 | 2800.0 | 103 | 48545 | No |
| 165 | GOM_NL__2PRFIN20110612_142712_000000483103_00255_48545_3419.N1 | 12-JUN-2011 14:27:12 | Dark         | 48.000 | 31  | Alp Gru   | 1.7340 | 15200. | 96  | 48545 | No |
| 166 | GOM_NL__2PRFIN20110612_142853_000000593103_00255_48545_3420.N1 | 12-JUN-2011 14:28:53 | Straylight   | 58.500 | 172 | Gam Gru   | 3.0030 | 13100. | 117 | 48545 | No |
| 167 | GOM_NL__2PRFIN20110612_143115_000000473103_00255_48545_3421.N1 | 12-JUN-2011 14:31:15 | Straylight   | 46.500 | 45  | Alp Pav   | 1.9400 | 26000. | 93  | 48545 | No |
| 168 | GOM_NL__2PRFIN20110612_144117_000000433103_00255_48545_3422.N1 | 12-JUN-2011 14:41:17 | Tw_and_stray | 43.000 | 25  | 35Lam Sco | 1.6200 | 28000. | 86  | 48545 | No |
| 169 | GOM_NL__2PRFIN20110612_144258_000000583103_00255_48545_3423.N1 | 12-JUN-2011 14:42:58 | Bright       | 57.500 | 57  | 34Sig Sgr | 2.0660 | 26000. | 115 | 48545 | No |
| 170 | GOM_NL__2PRFIN20110612_144757_000000413103_00255_48545_3424.N1 | 12-JUN-2011 14:47:57 | Bright       | 41.000 | 86  | 35Eta Oph | 2.4300 | 10200. | 82  | 48545 | No |
| 171 | GOM_NL__2PRFIN20110612_145442_000000463103_00255_48545_3425.N1 | 12-JUN-2011 14:54:42 | Bright       | 45.500 | 126 | 60Bet Oph | 2.7700 | 4250.0 | 91  | 48545 | No |
| 172 | GOM_NL__2PRFIN20110612_145716_000000443103_00255_48545_3426.N1 | 12-JUN-2011 14:57:16 | Bright       | 43.500 | 59  | 55Alp Oph | 2.0800 | 8900.0 | 87  | 48545 | No |
| 173 | GOM_NL__2PRFIN20110612_145906_000000383103_00255_48545_3427.N1 | 12-JUN-2011 14:59:06 | Bright       | 37.500 | 127 | 27Bet Her | 2.7810 | 4700.0 | 75  | 48545 | No |
| 174 | GOM_NL__2PRFIN20110612_150211_000000403103_00255_48545_3428.N1 | 12-JUN-2011 15:02:11 | Bright       | 39.500 | 133 | 40Zet Her | 2.8070 | 6000.0 | 79  | 48545 | No |
| 175 | GOM_NL__2PRFIN20110612_150905_000000433103_00255_48545_3429.N1 | 12-JUN-2011 15:09:05 | Bright       | 42.500 | 130 | 23Bet Dra | 2.7990 | 5800.0 | 85  | 48545 | No |
| 176 | GOM_NL__2PRFIN20110612_152548_000000443103_00255_48545_3430.N1 | 12-JUN-2011 15:25:48 | Bright       | 44.000 | 74  | 11Bet Cas | 2.2680 | 6600.0 | 88  | 48545 | No |
| 177 | GOM_NL__2PRFIN20110612_153206_000000383103_00255_48545_3431.N1 | 12-JUN-2011 15:32:06 | Bright       | 38.000 | 73  | 57Gam1And | 2.2600 | 13100. | 76  | 48545 | No |
| 178 | GOM_NL__2PRFIN20110612_153425_000000543103_00255_48545_3432.N1 | 12-JUN-2011 15:34:25 | Tw_and_stray | 54.000 | 53  | 43Bet And | 2.0480 | 3300.0 | 108 | 48545 | No |
| 179 | GOM_NL__2PRFIN20110612_153749_000000463103_00255_48545_3433.N1 | 12-JUN-2011 15:37:49 | Twilight     | 46.000 | 50  | 13Alp Ari | 2.0070 | 4250.0 | 92  | 48545 | No |
| 180 | GOM_NL__2PRFIN20110612_155300_000000543103_00255_48545_3434.N1 | 12-JUN-2011 15:53:00 | Dark         | 53.500 | 52  | 16Bet Cet | 2.0370 | 4500.0 | 107 | 48545 | No |
| 181 | GOM_NL__2PRFIN20110612_155920_000000453103_00255_48545_3435.N1 | 12-JUN-2011 15:59:20 | Dark         | 44.500 | 84  | Alp Phe   | 2.3970 | 4500.0 | 89  | 48545 | No |
| 182 | GOM_NL__2PRFIN20110612_160525_000000483103_00256_48546_3464.N1 | 12-JUN-2011 16:05:25 | Dark         | 48.000 | 63  | Bet Gru   | 2.1500 | 2800.0 | 96  | 48546 | No |
| 183 | GOM_NL__2PRFIN20110612_160727_000000533103_00256_48546_3465.N1 | 12-JUN-2011 16:07:27 | Dark         | 53.000 | 31  | Alp Gru   | 1.7340 | 15200. | 106 | 48546 | No |
| 184 | GOM_NL__2PRFIN20110612_160908_000000583103_00256_48546_3466.N1 | 12-JUN-2011 16:09:08 | Straylight   | 57.500 | 172 | Gam Gru   | 3.0030 | 13100. | 115 | 48546 | No |
| 185 | GOM_NL__2PRFIN20110612_161130_000000423103_00256_48546_3467.N1 | 12-JUN-2011 16:11:30 | Straylight   | 41.500 | 45  | Alp Pav   | 1.9400 | 26000. | 83  | 48546 | No |
| 186 | GOM_NL__2PRFIN20110612_162131_000000443103_00256_48546_3468.N1 | 12-JUN-2011 16:21:31 | Tw_and_stray | 44.000 | 25  | 35Lam Sco | 1.6200 | 28000. | 88  | 48546 | No |
| 187 | GOM_NL__2PRFIN20110612_162313_000000673103_00256_48546_3469.N1 | 12-JUN-2011 16:23:13 | Bright       | 67.000 | 57  | 34Sig Sgr | 2.0660 | 26000. | 134 | 48546 | No |
| 188 | GOM_NL__2PRFIN20110612_162812_000000413103_00256_48546_3470.N1 | 12-JUN-2011 16:28:12 | Bright       | 40.500 | 86  | 35Eta Oph | 2.4300 | 10200. | 81  | 48546 | No |
| 189 | GOM_NL__2PRFIN20110612_163456_000000673103_00256_48546_3471.N1 | 12-JUN-2011 16:34:56 | Bright       | 66.500 | 126 | 60Bet Oph | 2.7700 | 4250.0 | 133 | 48546 | No |
| 190 | GOM_NL__2PRFIN20110612_163729_000000463103_00256_48546_3472.N1 | 12-JUN-2011 16:37:29 | Bright       | 45.500 | 59  | 55Alp Oph | 2.0800 | 8900.0 | 91  | 48546 | No |
| 191 | GOM_NL__2PRFIN20110612_163920_000000383103_00256_48546_3473.N1 | 12-JUN-2011 16:39:20 | Bright       | 37.500 | 127 | 27Bet Her | 2.7810 | 4700.0 | 75  | 48546 | No |
| 192 | GOM_NL__2PRFIN20110612_164225_000000393103_00256_48546_3474.N1 | 12-JUN-2011 16:42:25 | Bright       | 39.000 | 133 | 40Zet Her | 2.8070 | 6000.0 | 78  | 48546 | No |
| 193 | GOM_NL__2PRFIN20110612_164919_000000433103_00256_48546_3475.N1 | 12-JUN-2011 16:49:19 | Bright       | 42.500 | 130 | 23Bet Dra | 2.7990 | 5800.0 | 85  | 48546 | No |
| 194 | GOM_NL__2PRFIN20110612_165043_000000373103_00256_48546_3476.N1 | 12-JUN-2011 16:50:43 | Bright       | 36.500 | 119 | 14Eta Dra | 2.7270 | 4700.0 | 73  | 48546 | No |
| 195 | GOM_NL__2PRFIN20110612_165949_000000503103_00256_48546_3477.N1 | 12-JUN-2011 16:59:49 | Bright       | 49.500 | 89  | 5Alp Cep  | 2.4510 | 8000.0 | 99  | 48546 | No |
| 196 | GOM_NL__2PRFIN20110612_170602_000000643103_00256_48546_3478.N1 | 12-JUN-2011 17:06:02 | Bright       | 64.000 | 74  | 11Bet Cas | 2.2680 | 6600.0 | 128 | 48546 | No |
| 197 | GOM_NL__2PRFIN20110612_171220_000000563103_00256_48546_3479.N1 | 12-JUN-2011 17:12:20 | Bright       | 56.000 | 73  | 57Gam1And | 2.2600 | 13100. | 112 | 48546 | No |
| 198 | GOM_NL__2PRFIN20110612_171439_000000513103_00256_48546_3480.N1 | 12-JUN-2011 17:14:39 | Tw_and_stray | 50.500 | 53  | 43Bet And | 2.0480 | 3300.0 | 101 | 48546 | No |
| 199 | GOM_NL__2PRFIN20110612_171804_000000463103_00256_48546_3481.N1 | 12-JUN-2011 17:18:04 | Twilight     | 46.000 | 50  | 13Alp Ari | 2.0070 | 4250.0 | 92  | 48546 | No |
| 200 | GOM_NL__2PRFIN20110612_173315_000000553103_00256_48546_3482.N1 | 12-JUN-2011 17:33:15 | Dark         | 55.000 | 52  | 16Bet Cet | 2.0370 | 4500.0 | 110 | 48546 | No |
| 201 | GOM_NL__2PRFIN20110612_173935_000000473103_00256_48546_3483.N1 | 12-JUN-2011 17:39:35 | Dark         | 47.000 | 84  | Alp Phe   | 2.3970 | 4500.0 | 94  | 48546 | No |
| 202 | GOM_NL__2PRFIN20110612_174540_000000563103_00257_48547_3493.N1 | 12-JUN-2011 17:45:40 | Dark         | 55.500 | 63  | Bet Gru   | 2.1500 | 2800.0 | 111 | 48547 | No |
| 203 | GOM_NL__2PRFIN20110612_174742_000000493103_00257_48547_3494.N1 | 12-JUN-2011 17:47:42 | Dark         | 49.000 | 31  | Alp Gru   | 1.7340 | 15200. | 98  | 48547 | No |
| 204 | GOM_NL__2PRFIN20110612_174923_000000573103_00257_48547_3495.N1 | 12-JUN-2011 17:49:23 | Straylight   | 57.000 | 172 | Gam Gru   | 3.0030 | 13100. | 114 | 48547 | No |
| 205 | GOM_NL__2PRFIN20110612_175145_000000413103_00257_48547_3496.N1 | 12-JUN-2011 17:51:45 | Straylight   | 40.500 | 45  | Alp Pav   | 1.9400 | 26000. | 81  | 48547 | No |
| 206 | GOM_NL__2PRFIN20110612_180146_000000473103_00257_48547_3497.N1 | 12-JUN-2011 18:01:46 | Tw_and_stray | 46.500 | 25  | 35Lam Sco | 1.6200 | 28000. | 93  | 48547 | No |
| 207 | GOM_NL__2PRFIN20110612_180327_000000623103_00257_48547_3498.N1 | 12-JUN-2011 18:03:27 | Bright       | 62.000 | 57  | 34Sig Sgr | 2.0660 | 26000. | 124 | 48547 | No |
| 208 | GOM_NL__2PRFIN20110612_180826_000000413103_00257_48547_3499.N1 | 12-JUN-2011 18:08:26 | Bright       | 40.500 | 86  | 35Eta Oph | 2.4300 | 10200. | 81  | 48547 | No |
| 209 | GOM_NL__2PRFIN20110612_181510_000000463103_00257_48547_3500.N1 | 12-JUN-2011 18:15:10 | Bright       | 45.500 | 126 | 60Bet Oph | 2.7700 | 4250.0 | 91  | 48547 | No |
| 210 | GOM_NL__2PRFIN20110612_181743_000000453103_00257_48547_3501.N1 | 12-JUN-2011 18:17:43 | Bright       | 45.000 | 59  | 55Alp Oph | 2.0800 | 8900.0 | 90  | 48547 | No |
| 211 | GOM_NL__2PRFIN20110612_181934_000000403103_00257_48547_3502.N1 | 12-JUN-2011 18:19:34 | Bright       | 39.500 | 127 | 27Bet Her | 2.7810 | 4700.0 | 79  | 48547 | No |
| 212 | GOM_NL__2PRFIN20110612_182238_000000403103_00257_48547_3503.N1 | 12-JUN-2011 18:22:38 | Bright       | 39.500 | 133 | 40Zet Her | 2.8070 | 6000.0 | 79  | 48547 | No |
| 213 | GOM_NL__2PRFIN20110612_182932_000000413103_00257_48547_3504.N1 | 12-JUN-2011 18:29:32 | Bright       | 41.000 | 130 | 23Bet Dra | 2.7990 | 5800.0 | 82  | 48547 | No |
| 214 | GOM_NL__2PRFIN20110612_183057_000000383103_00257_48547_3505.N1 | 12-JUN-2011 18:30:57 | Bright       | 38.000 | 119 | 14Eta Dra | 2.7270 | 4700.0 | 76  | 48547 | No |
| 215 | GOM_NL__2PRFIN20110612_184002_000000473103_00257_48547_3506.N1 | 12-JUN-2011 18:40:02 | Bright       | 47.000 | 89  | 5Alp Cep  | 2.4510 | 8000.0 | 94  | 48547 | No |
| 216 | GOM_NL__2PRFIN20110612_184615_000000583103_00257_48547_3507.N1 | 12-JUN-2011 18:46:15 | Bright       | 58.000 | 74  | 11Bet Cas | 2.2680 | 6600.0 | 116 | 48547 | No |
| 217 | GOM_NL__2PRFIN20110612_185234_000000563103_00257_48547_3508.N1 | 12-JUN-2011 18:52:34 | Bright       | 56.000 | 73  | 57Gam1And | 2.2600 | 13100. | 112 | 48547 | No |
| 218 | GOM_NL__2PRFIN20110612_185453_000000553103_00257_48547_3509.N1 | 12-JUN-2011 18:54:53 | Tw_and_stray | 55.000 | 53  | 43Bet And | 2.0480 | 3300.0 | 110 | 48547 | No |
| 219 | GOM_NL__2PRFIN20110612_185818_000000453103_00257_48547_3510.N1 | 12-JUN-2011 18:58:18 | Twilight     | 45.000 | 50  | 13Alp Ari | 2.0070 | 4250.0 | 90  | 48547 | No |

|     |                                                                |                      |               |        |     |           |        |        |     |       |    |
|-----|----------------------------------------------------------------|----------------------|---------------|--------|-----|-----------|--------|--------|-----|-------|----|
| 220 | GOM_NL__2PRFIN20110612_191330_000000543103_00257_48547_3511.N1 | 12-JUN-2011 19:13:30 | Dark          | 53.500 | 52  | 16Bet Cet | 2.0370 | 4500.0 | 107 | 48547 | No |
| 221 | GOM_NL__2PRFIN20110612_191950_000000493103_00257_48547_3512.N1 | 12-JUN-2011 19:19:50 | Dark          | 49.000 | 84  | Alp Phe   | 2.3970 | 4500.0 | 98  | 48547 | No |
| 222 | GOM_NL__2PRFIN20110612_192555_000000583103_00258_48548_3522.N1 | 12-JUN-2011 19:25:55 | Dark          | 58.000 | 63  | Bet Gru   | 2.1500 | 2800.0 | 116 | 48548 | No |
| 223 | GOM_NL__2PRFIN20110612_192757_000000503103_00258_48548_3523.N1 | 12-JUN-2011 19:27:57 | Dark          | 50.000 | 31  | Alp Gru   | 1.7340 | 15200. | 100 | 48548 | No |
| 224 | GOM_NL__2PRFIN20110612_192939_000000553103_00258_48548_3524.N1 | 12-JUN-2011 19:29:39 | Straylight    | 54.500 | 172 | Gam Gru   | 3.0030 | 13100. | 109 | 48548 | No |
| 225 | GOM_NL__2PRFIN20110612_193159_000000443103_00258_48548_3525.N1 | 12-JUN-2011 19:31:59 | Straylight    | 43.500 | 45  | Alp Pav   | 1.9400 | 26000. | 87  | 48548 | No |
| 226 | GOM_NL__2PRFIN20110612_194200_000000453103_00258_48548_3526.N1 | 12-JUN-2011 19:42:00 | Twi_and_stray | 44.500 | 25  | 35Lam Sco | 1.6200 | 28000. | 89  | 48548 | No |
| 227 | GOM_NL__2PRFIN20110612_194341_000000563103_00258_48548_3527.N1 | 12-JUN-2011 19:43:41 | Bright        | 56.000 | 57  | 34Sig Sgr | 2.0660 | 26000. | 112 | 48548 | No |
| 228 | GOM_NL__2PRFIN20110612_194840_000000423103_00258_48548_3528.N1 | 12-JUN-2011 19:48:40 | Bright        | 41.500 | 86  | 35Eta Oph | 2.4300 | 10200. | 83  | 48548 | No |
| 229 | GOM_NL__2PRFIN20110612_195524_000000463103_00258_48548_3529.N1 | 12-JUN-2011 19:55:24 | Bright        | 45.500 | 126 | 60Bet Oph | 2.7700 | 4250.0 | 91  | 48548 | No |
| 230 | GOM_NL__2PRFIN20110612_195757_000000473103_00258_48548_3530.N1 | 12-JUN-2011 19:57:57 | Bright        | 47.000 | 59  | 55Alp Oph | 2.0800 | 8900.0 | 94  | 48548 | No |
| 231 | GOM_NL__2PRFIN20110612_195948_000000403103_00258_48548_3531.N1 | 12-JUN-2011 19:59:48 | Bright        | 39.500 | 127 | 27Bet Her | 2.7810 | 4700.0 | 79  | 48548 | No |
| 232 | GOM_NL__2PRFIN20110612_200252_000000403103_00258_48548_3532.N1 | 12-JUN-2011 20:02:52 | Bright        | 39.500 | 133 | 40Zet Her | 2.8070 | 6000.0 | 79  | 48548 | No |
| 233 | GOM_NL__2PRFIN20110612_200946_000000443103_00258_48548_3533.N1 | 12-JUN-2011 20:09:46 | Bright        | 43.500 | 130 | 23Bet Dra | 2.7990 | 5800.0 | 87  | 48548 | No |
| 234 | GOM_NL__2PRFIN20110612_201111_000000393103_00258_48548_3534.N1 | 12-JUN-2011 20:11:11 | Bright        | 38.500 | 119 | 14Eta Dra | 2.7270 | 4700.0 | 77  | 48548 | No |
| 235 | GOM_NL__2PRFIN20110612_202016_000000493103_00258_48548_3535.N1 | 12-JUN-2011 20:20:16 | Bright        | 48.500 | 89  | 5Alp Cep  | 2.4510 | 8000.0 | 97  | 48548 | No |
| 236 | GOM_NL__2PRFIN20110612_202629_000000573103_00258_48548_3536.N1 | 12-JUN-2011 20:26:29 | Bright        | 56.500 | 74  | 11Bet Cas | 2.2680 | 6600.0 | 113 | 48548 | No |
| 237 | GOM_NL__2PRFIN20110612_203248_000000393103_00258_48548_3537.N1 | 12-JUN-2011 20:32:48 | Bright        | 38.500 | 73  | 57Gam1And | 2.2600 | 13100. | 77  | 48548 | No |
| 238 | GOM_NL__2PRFIN20110612_203507_000000533103_00258_48548_3538.N1 | 12-JUN-2011 20:35:07 | Twi_and_stray | 53.000 | 53  | 43Bet And | 2.0480 | 3300.0 | 106 | 48548 | No |
| 239 | GOM_NL__2PRFIN20110612_203832_000000503103_00258_48548_3539.N1 | 12-JUN-2011 20:38:32 | Twilight      | 49.500 | 50  | 13Alp Ari | 2.0070 | 4250.0 | 99  | 48548 | No |
| 240 | GOM_NL__2PRFIN20110612_205345_000000543103_00258_48548_3540.N1 | 12-JUN-2011 20:53:45 | Dark          | 54.000 | 52  | 16Bet Cet | 2.0370 | 4500.0 | 108 | 48548 | No |
| 241 | GOM_NL__2PRFIN20110612_210005_000000523103_00258_48548_3541.N1 | 12-JUN-2011 21:00:05 | Dark          | 52.000 | 84  | Alp Phe   | 2.3970 | 4500.0 | 104 | 48548 | No |
| 242 | GOM_NL__2PRFIN20110612_210610_000000543103_00259_48549_3555.N1 | 12-JUN-2011 21:06:10 | Dark          | 54.000 | 63  | Bet Gru   | 2.1500 | 2800.0 | 108 | 48549 | No |
| 243 | GOM_NL__2PRFIN20110612_210812_000000513103_00259_48549_3556.N1 | 12-JUN-2011 21:08:12 | Dark          | 51.000 | 31  | Alp Gru   | 1.7340 | 15200. | 102 | 48549 | No |
| 244 | GOM_NL__2PRFIN20110612_210954_000000573103_00259_48549_3557.N1 | 12-JUN-2011 21:09:54 | Straylight    | 57.000 | 172 | Gam Gru   | 3.0030 | 13100. | 114 | 48549 | No |
| 245 | GOM_NL__2PRFIN20110612_211214_000000423103_00259_48549_3558.N1 | 12-JUN-2011 21:12:14 | Straylight    | 41.500 | 45  | Alp Pav   | 1.9400 | 26000. | 83  | 48549 | No |
| 246 | GOM_NL__2PRFIN20110612_212214_000000443103_00259_48549_3559.N1 | 12-JUN-2011 21:22:14 | Twi_and_stray | 44.000 | 25  | 35Lam Sco | 1.6200 | 28000. | 88  | 48549 | No |
| 247 | GOM_NL__2PRFIN20110612_212356_000000583103_00259_48549_3560.N1 | 12-JUN-2011 21:23:56 | Bright        | 58.000 | 57  | 34Sig Sgr | 2.0660 | 26000. | 116 | 48549 | No |
| 248 | GOM_NL__2PRFIN20110612_212854_000000413103_00259_48549_3561.N1 | 12-JUN-2011 21:28:54 | Bright        | 40.500 | 86  | 35Eta Oph | 2.4300 | 10200. | 81  | 48549 | No |
| 249 | GOM_NL__2PRFIN20110612_213537_000000463103_00259_48549_3562.N1 | 12-JUN-2011 21:35:37 | Bright        | 45.500 | 126 | 60Bet Oph | 2.7700 | 4250.0 | 91  | 48549 | No |
| 250 | GOM_NL__2PRFIN20110612_213810_000000483103_00259_48549_3563.N1 | 12-JUN-2011 21:38:10 | Bright        | 47.500 | 59  | 55Alp Oph | 2.0800 | 8900.0 | 95  | 48549 | No |
| 251 | GOM_NL__2PRFIN20110612_214002_000000403103_00259_48549_3564.N1 | 12-JUN-2011 21:40:02 | Bright        | 39.500 | 127 | 27Bet Her | 2.7810 | 4700.0 | 79  | 48549 | No |
| 252 | GOM_NL__2PRFIN20110612_214306_000000403103_00259_48549_3565.N1 | 12-JUN-2011 21:43:06 | Bright        | 39.500 | 133 | 40Zet Her | 2.8070 | 6000.0 | 79  | 48549 | No |
| 253 | GOM_NL__2PRFIN20110612_214959_000000423103_00259_48549_3566.N1 | 12-JUN-2011 21:49:59 | Bright        | 42.000 | 130 | 23Bet Dra | 2.7990 | 5800.0 | 84  | 48549 | No |
| 254 | GOM_NL__2PRFIN20110612_215124_000000403103_00259_48549_3567.N1 | 12-JUN-2011 21:51:24 | Bright        | 39.500 | 119 | 14Eta Dra | 2.7270 | 4700.0 | 79  | 48549 | No |
| 255 | GOM_NL__2PRFIN20110612_220029_000000483103_00259_48549_3568.N1 | 12-JUN-2011 22:00:29 | Bright        | 48.000 | 89  | 5Alp Cep  | 2.4510 | 8000.0 | 96  | 48549 | No |
| 256 | GOM_NL__2PRFIN20110612_220642_000000643103_00259_48549_3569.N1 | 12-JUN-2011 22:06:42 | Bright        | 64.000 | 74  | 11Bet Cas | 2.2680 | 6600.0 | 128 | 48549 | No |
| 257 | GOM_NL__2PRFIN20110612_221302_000000473103_00259_48549_3570.N1 | 12-JUN-2011 22:13:02 | Bright        | 47.000 | 73  | 57Gam1And | 2.2600 | 13100. | 94  | 48549 | No |
| 258 | GOM_NL__2PRFIN20110612_221521_000000543103_00259_48549_3571.N1 | 12-JUN-2011 22:15:21 | Twi_and_stray | 54.000 | 53  | 43Bet And | 2.0480 | 3300.0 | 108 | 48549 | No |
| 259 | GOM_NL__2PRFIN20110612_221846_000000543103_00259_48549_3572.N1 | 12-JUN-2011 22:18:46 | Twilight      | 53.500 | 50  | 13Alp Ari | 2.0070 | 4250.0 | 107 | 48549 | No |
| 260 | GOM_NL__2PRFIN20110612_223400_000000553103_00259_48549_3573.N1 | 12-JUN-2011 22:34:00 | Dark          | 54.500 | 52  | 16Bet Cet | 2.0370 | 4500.0 | 109 | 48549 | No |
| 261 | GOM_NL__2PRFIN20110612_224019_000000443103_00259_48549_3574.N1 | 12-JUN-2011 22:40:19 | Dark          | 43.500 | 84  | Alp Phe   | 2.3970 | 4500.0 | 87  | 48549 | No |
| 262 | GOM_NL__2PRFIN20110612_224625_000000663103_00260_48550_3568.N1 | 12-JUN-2011 22:46:25 | Dark          | 65.500 | 63  | Bet Gru   | 2.1500 | 2800.0 | 131 | 48550 | No |
| 263 | GOM_NL__2PRFIN20110612_224827_000000503103_00260_48550_3569.N1 | 12-JUN-2011 22:48:27 | Dark          | 49.500 | 31  | Alp Gru   | 1.7340 | 15200. | 99  | 48550 | No |
| 264 | GOM_NL__2PRFIN20110612_225009_000000573103_00260_48550_3570.N1 | 12-JUN-2011 22:50:09 | Straylight    | 57.000 | 172 | Gam Gru   | 3.0030 | 13100. | 114 | 48550 | No |
| 265 | GOM_NL__2PRFIN20110612_225228_000000423103_00260_48550_3571.N1 | 12-JUN-2011 22:52:28 | Straylight    | 41.500 | 45  | Alp Pav   | 1.9400 | 26000. | 83  | 48550 | No |
| 266 | GOM_NL__2PRFIN20110612_230228_000000453103_00260_48550_3572.N1 | 12-JUN-2011 23:02:28 | Twi_and_stray | 45.000 | 25  | 35Lam Sco | 1.6200 | 28000. | 90  | 48550 | No |
| 267 | GOM_NL__2PRFIN20110612_230410_000000603103_00260_48550_3573.N1 | 12-JUN-2011 23:04:10 | Bright        | 59.500 | 57  | 34Sig Sgr | 2.0660 | 26000. | 119 | 48550 | No |
| 268 | GOM_NL__2PRFIN20110612_230908_000000413103_00260_48550_3574.N1 | 12-JUN-2011 23:09:08 | Bright        | 40.500 | 86  | 35Eta Oph | 2.4300 | 10200. | 81  | 48550 | No |
| 269 | GOM_NL__2PRFIN20110612_231551_000000463103_00260_48550_3575.N1 | 12-JUN-2011 23:15:51 | Bright        | 46.000 | 126 | 60Bet Oph | 2.7700 | 4250.0 | 92  | 48550 | No |
| 270 | GOM_NL__2PRFIN20110612_231824_000000473103_00260_48550_3576.N1 | 12-JUN-2011 23:18:24 | Bright        | 46.500 | 59  | 55Alp Oph | 2.0800 | 8900.0 | 93  | 48550 | No |
| 271 | GOM_NL__2PRFIN20110612_232015_000000403103_00260_48550_3577.N1 | 12-JUN-2011 23:20:15 | Bright        | 40.000 | 127 | 27Bet Her | 2.7810 | 4700.0 | 80  | 48550 | No |
| 272 | GOM_NL__2PRFIN20110612_232320_000000393103_00260_48550_3578.N1 | 12-JUN-2011 23:23:20 | Bright        | 39.000 | 133 | 40Zet Her | 2.8070 | 6000.0 | 78  | 48550 | No |
| 273 | GOM_NL__2PRFIN20110612_233013_000000423103_00260_48550_3579.N1 | 12-JUN-2011 23:30:13 | Bright        | 41.500 | 130 | 23Bet Dra | 2.7990 | 5800.0 | 83  | 48550 | No |
| 274 | GOM_NL__2PRFIN20110612_233138_000000373103_00260_48550_3580.N1 | 12-JUN-2011 23:31:38 | Bright        | 37.000 | 119 | 14Eta Dra | 2.7270 | 4700.0 | 74  | 48550 | No |
| 275 | GOM_NL__2PRFIN20110612_234042_000000483103_00260_48550_3581.N1 | 12-JUN-2011 23:40:42 | Bright        | 48.000 | 89  | 5Alp Cep  | 2.4510 | 8000.0 | 96  | 48550 | No |
| 276 | GOM_NL__2PRFIN20110612_234656_000000523103_00260_48550_3582.N1 | 12-JUN-2011 23:46:56 | Bright        | 52.000 | 74  | 11Bet Cas | 2.2680 | 6600.0 | 104 | 48550 | No |
| 277 | GOM_NL__2PRFIN20110612_235316_000000423103_00260_48550_3583.N1 | 12-JUN-2011 23:53:16 | Bright        | 41.500 | 73  | 57Gam1And | 2.2600 | 13100. | 83  | 48550 | No |
| 278 | GOM_NL__2PRFIN20110612_235535_000000523103_00260_48550_3584.N1 | 12-JUN-2011 23:55:35 | Twi_and_stray | 51.500 | 53  | 43Bet And | 2.0480 | 3300.0 | 103 | 48550 | No |

### 3. Quality information per product

In this section it is plotted some information contained in the Quality Summary data set of the level 2 products. Only products in dark limb conditions and without errors (error flag in the MPH set to "0") are used.

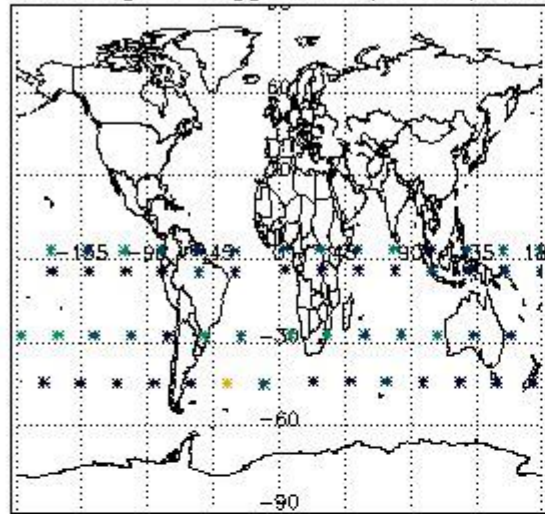
#### 3.1 Plot quality information per product (time dependant)



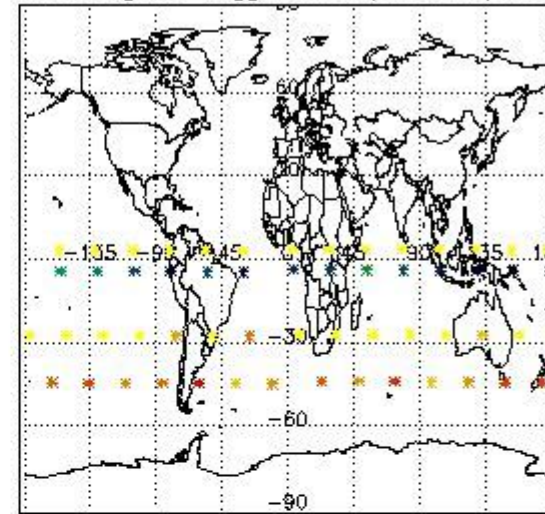
#### 3.2 Plot quality information per product (world map)



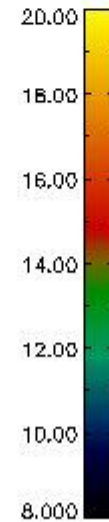
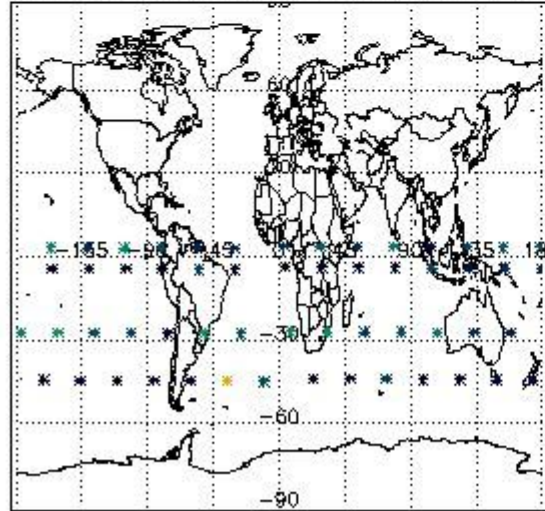
Percentage of flagged data per O3 profile



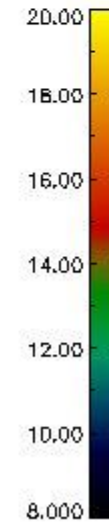
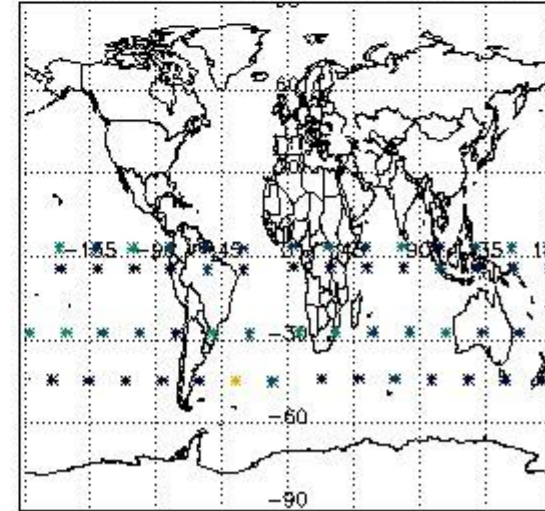
Percentage of flagged data per H2O profile



Percentage of flagged data per NO2 profile



Percentage of flagged data per NO3 profile



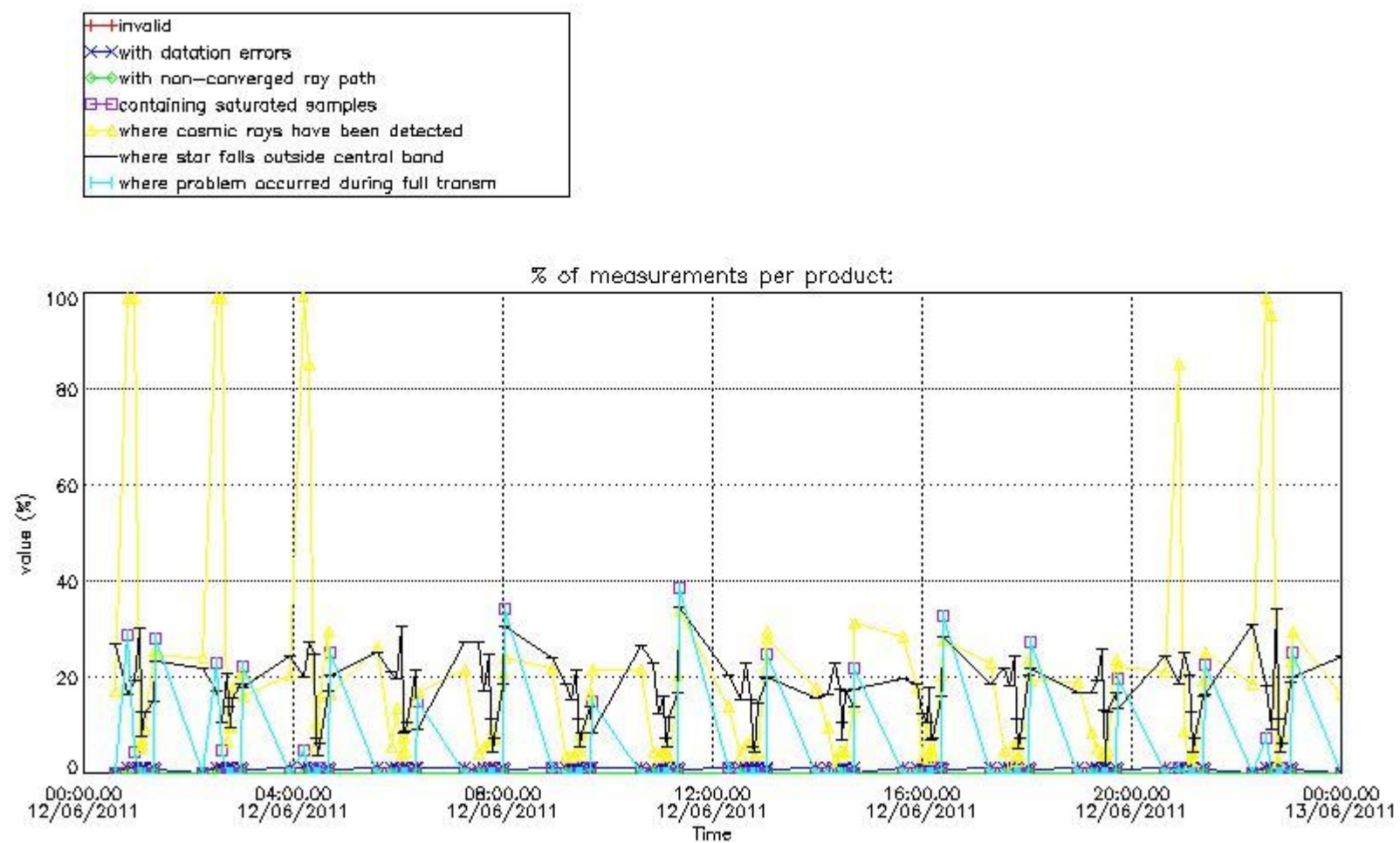
#### 4. Level 1 quality information per product

In this section it is plotted some information contained in the Quality Summary data set of the level 2 products that comes from the level 1b processing. Products without errors (error flag in the MPH set to "0") are used.

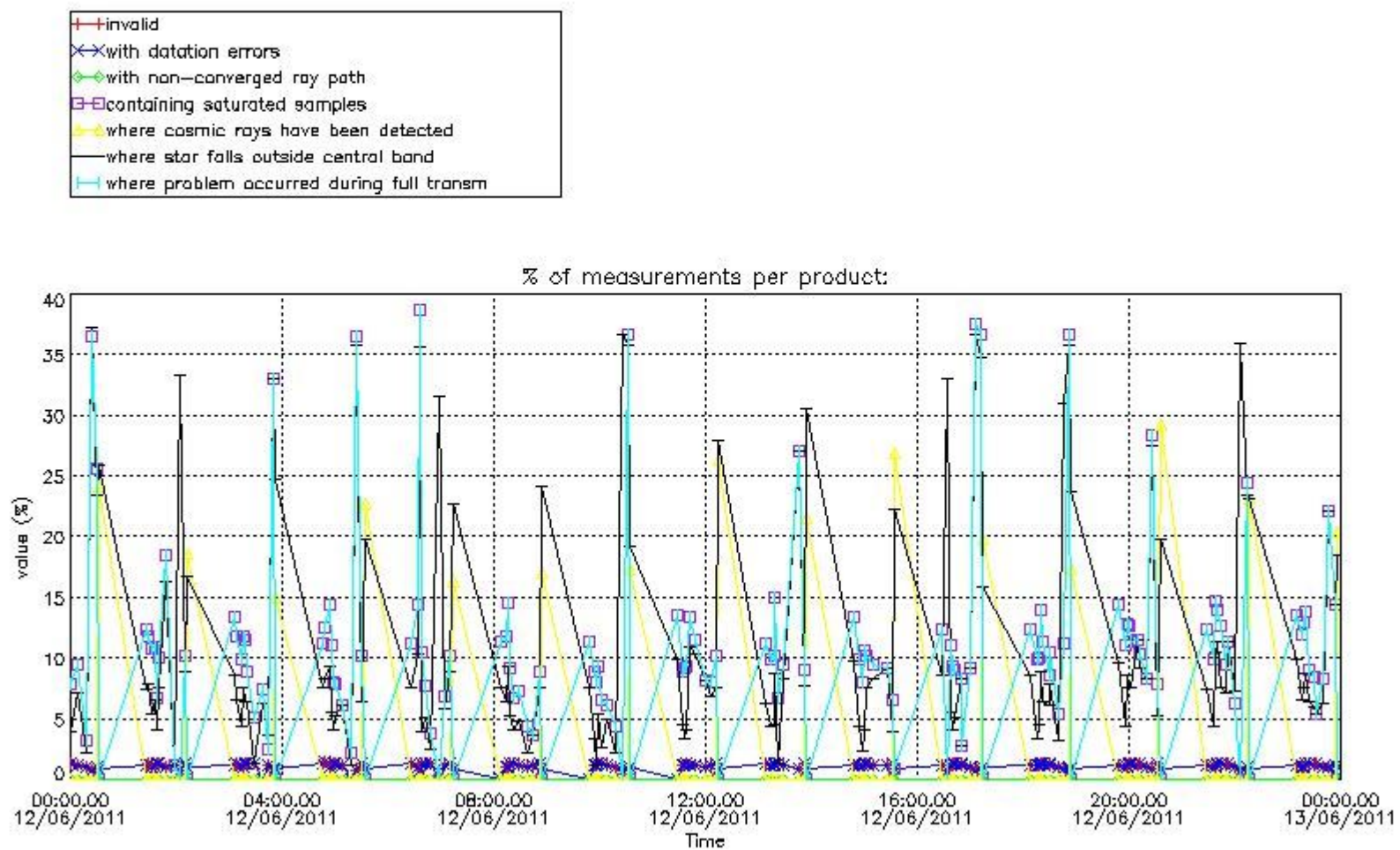
##### 4.1 Plot quality information per product (time dependant) coming from level 1b processing

###### 4.1.1 Plot level 1 quality information per product (time dependant): ENVISAT ASCENDING passes





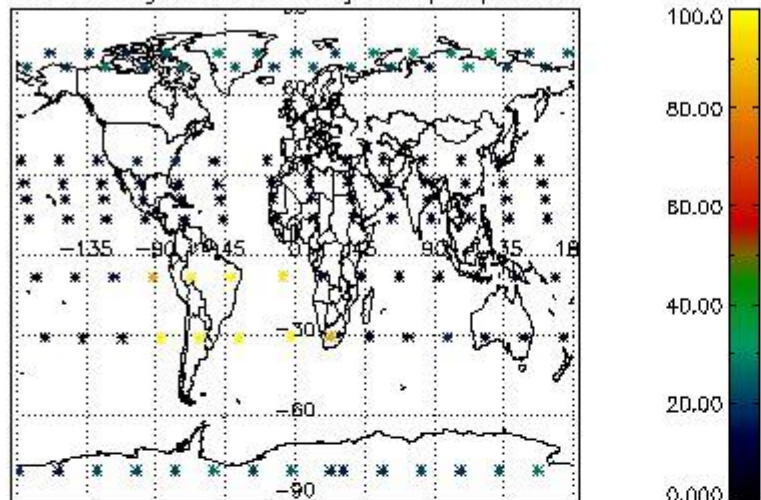
4.1.2 Plot level 1 quality information per product (time dependant): ENVI SAT DESCENDING passes



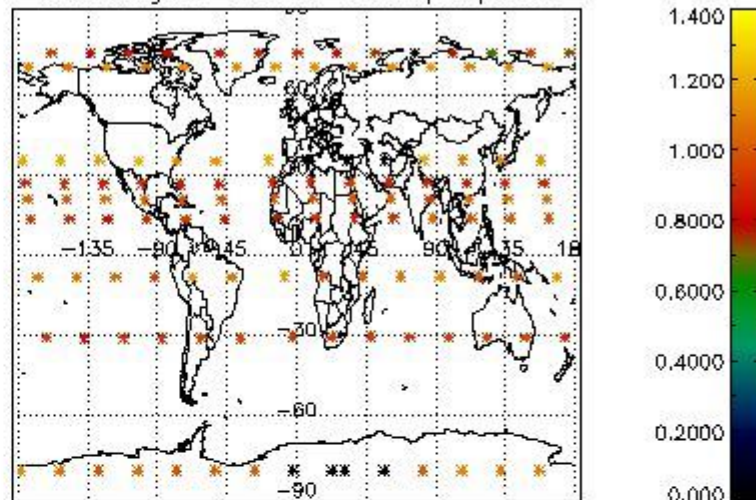
4.2 Plot quality information per product coming from level 1b processing (world map)

4.2.1 Plot level 1 quality information per product (world map): ENVISAT ASCENDING passes

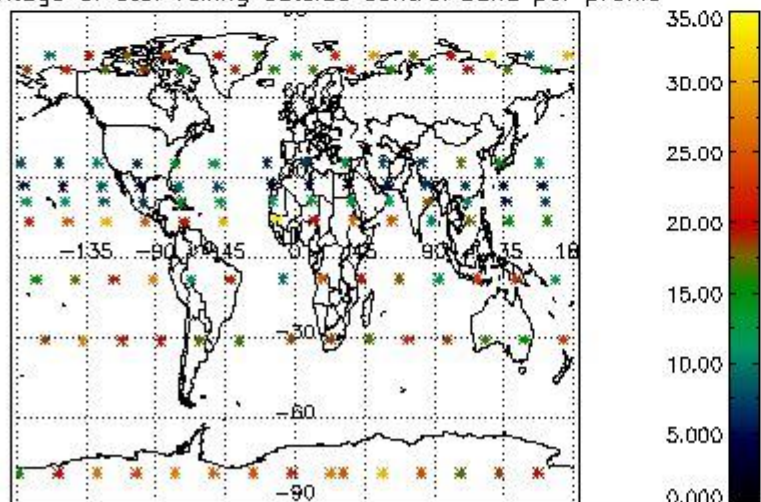
Percentage of cosmic ray hits per profile



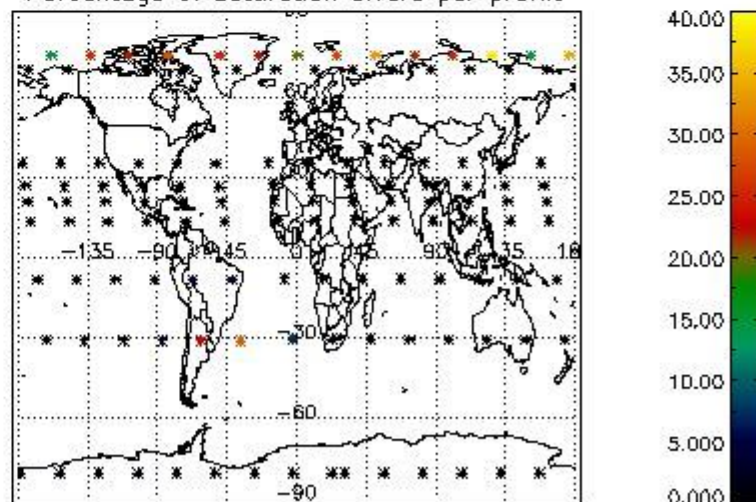
Percentage of datation errors per profile



Percentage of star falling outside central band per profile

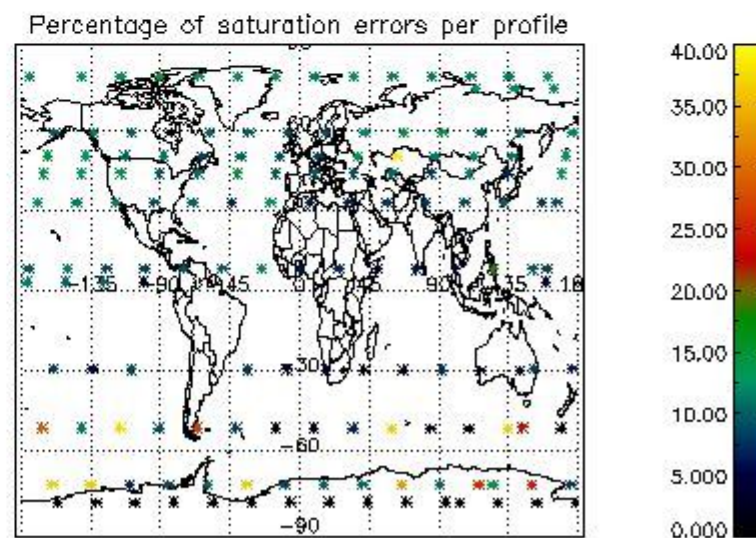
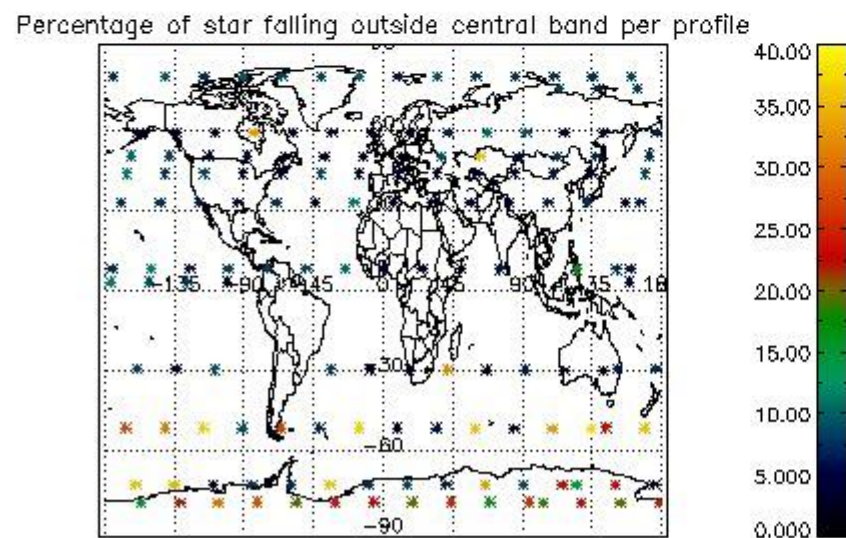
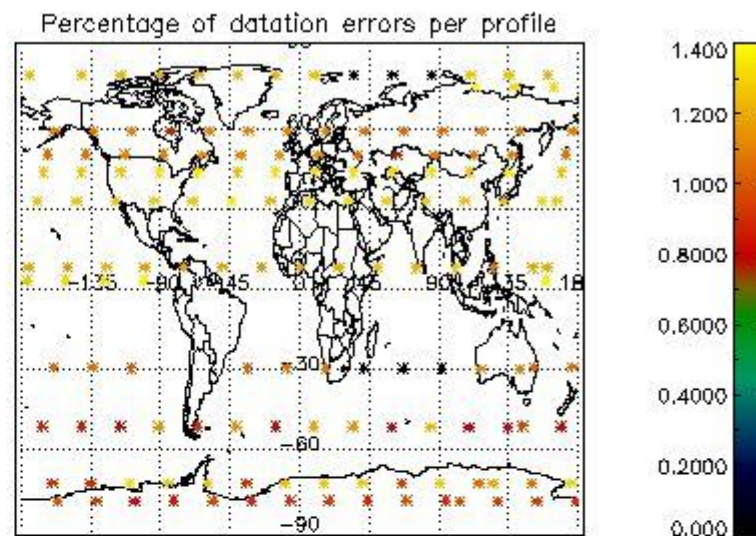
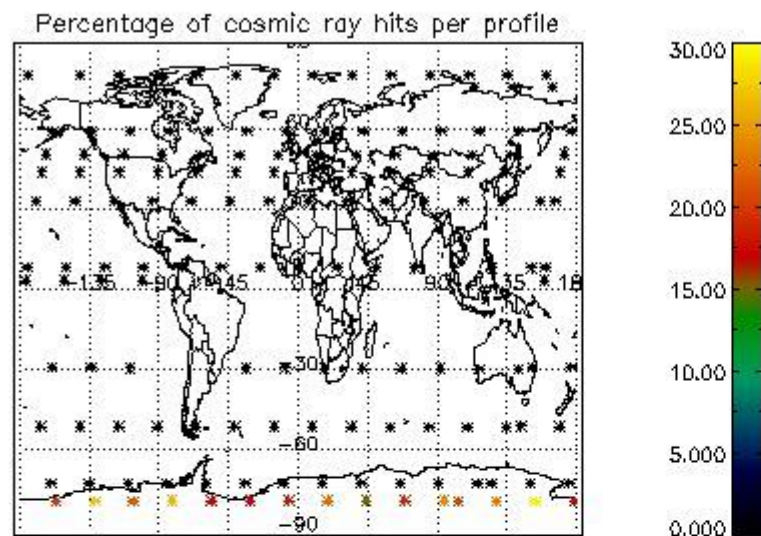


Percentage of saturation errors per profile



4.2.2 Plot level 1 quality information per product (world map): ENVISAT DESCENDING passes





## 5. Trace gas profiles

### 5.1 Ozone statistics based on quality of products

The final quality of the products can be "measured" using the STD (Standard Deviation) attached to every point profile. This information is written to the parameter GOM\_NL\_\_2P/NL\_LOCAL\_SPECIES\_DENSITY/o3\_std of the level 2 products. The table below shows the statistics for given STD ranges.

The statistics are given with respect to the overall valid production:

- Products without fatal errors: GOM\_NL\_\_2P/MPH/PRODUCT\_ERR=0
- Valid point profile: GOM\_NL\_\_2P/NL\_LOCAL\_SPECIES\_DENSITY/pcd(0)=0

The 'Criteria' is applied to valid points of dark limb products:

- Products in dark limb illumination condition: GOM\_NL\_\_2P/NL\_SUMMARY\_QUALITY/obs\_ill\_cond=0
- Products without fatal errors: GOM\_NL\_\_2P/MPH/PRODUCT\_ERR=0
- Valid point profile: GOM\_NL\_\_2P/NL\_LOCAL\_SPECIES\_DENSITY/pcd(0)=0

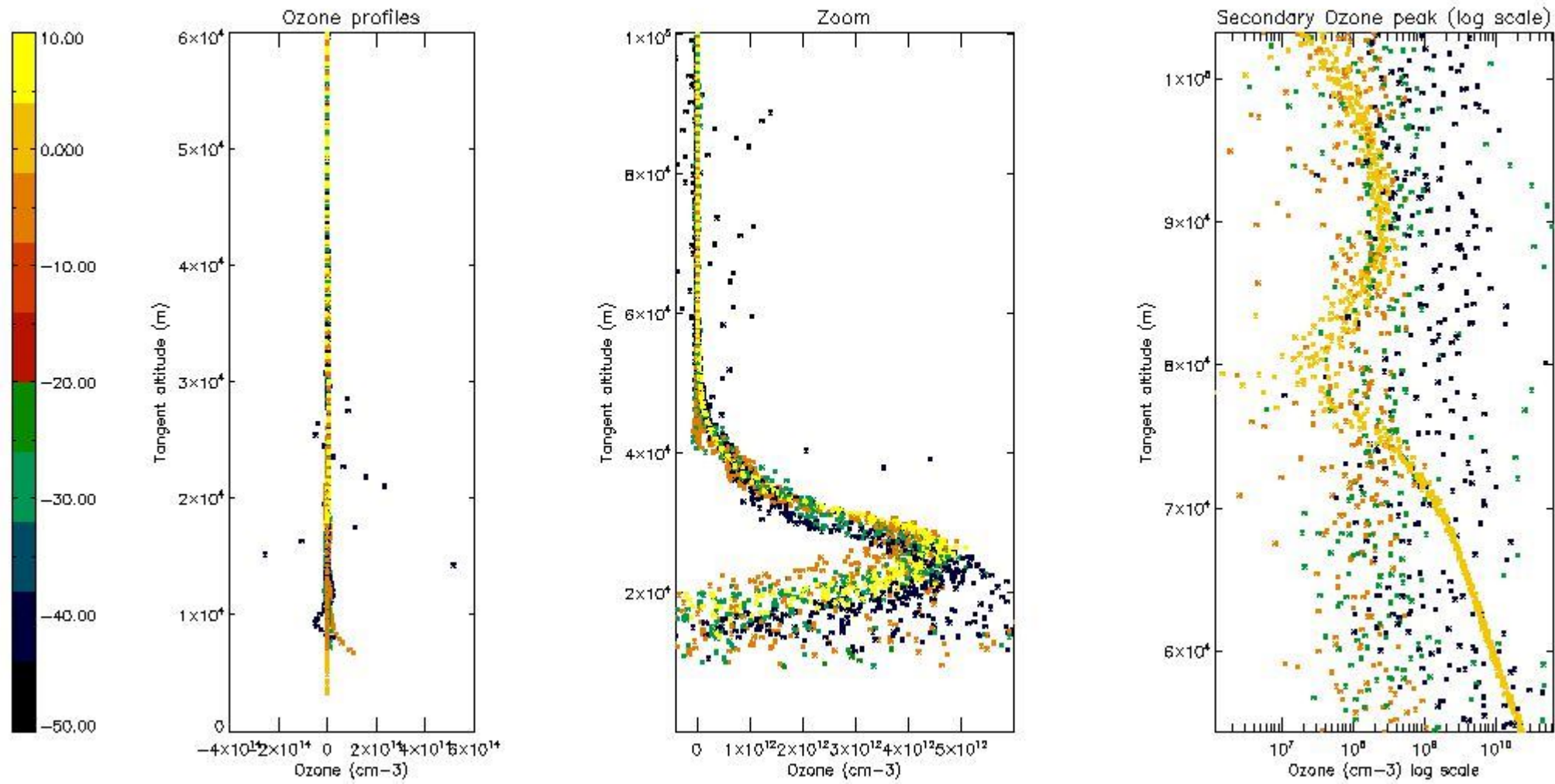
So, the table below shows the percentage of dark limb and valid observations for each criteria with respect to the overall valid daily observations.

| Criteria | % of total production |
|----------|-----------------------|
| All STD  | 22                    |
| STD < 20 | 8                     |

|          |   |
|----------|---|
| STD < 10 | 5 |
| STD < 5  | 3 |

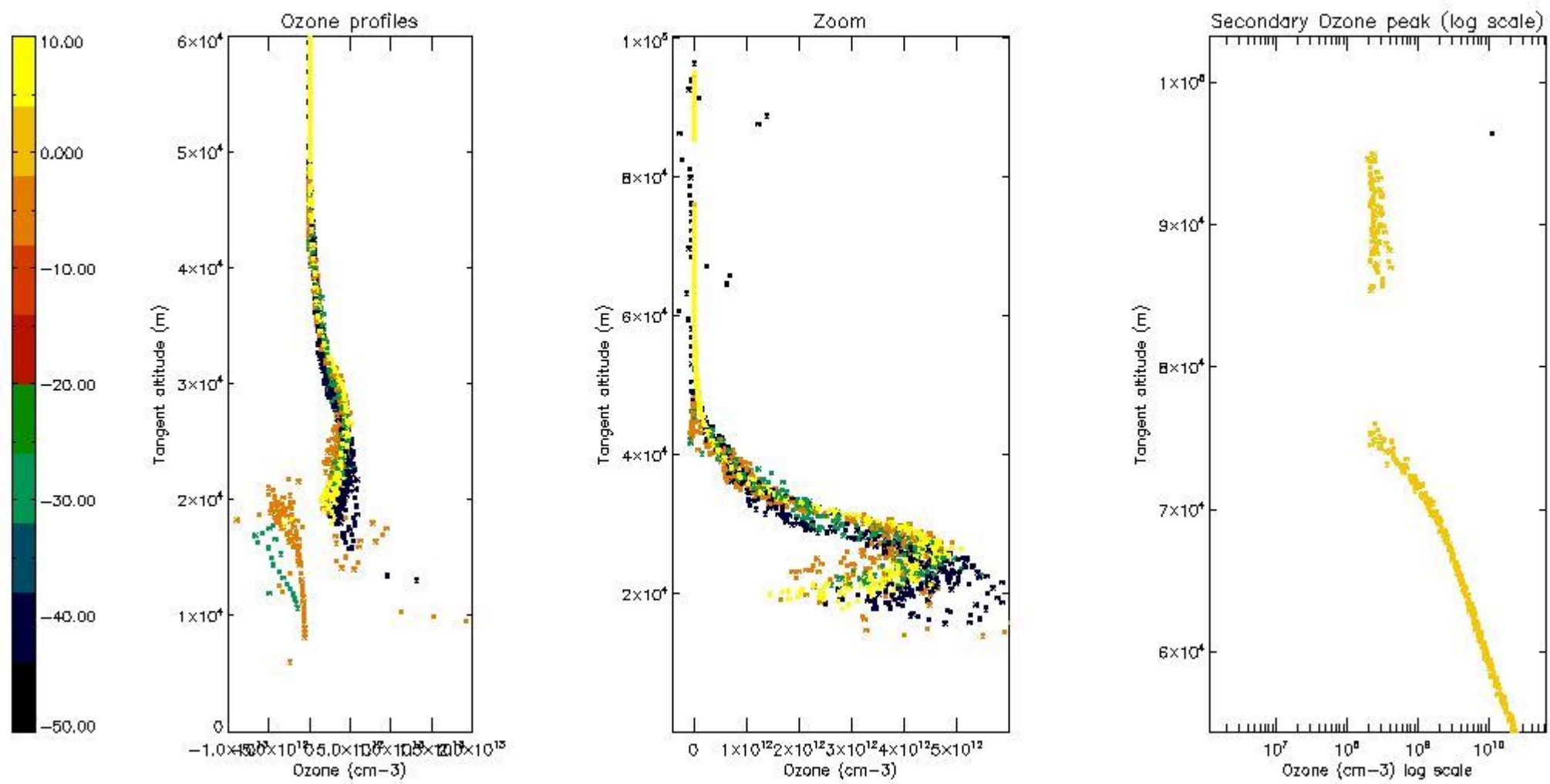
5.2 Plot ozone profiles for all STD (dark without errors)

The colorbar represents the latitude.



5.3 Plot ozone profiles where STD < 20% (dark without errors)

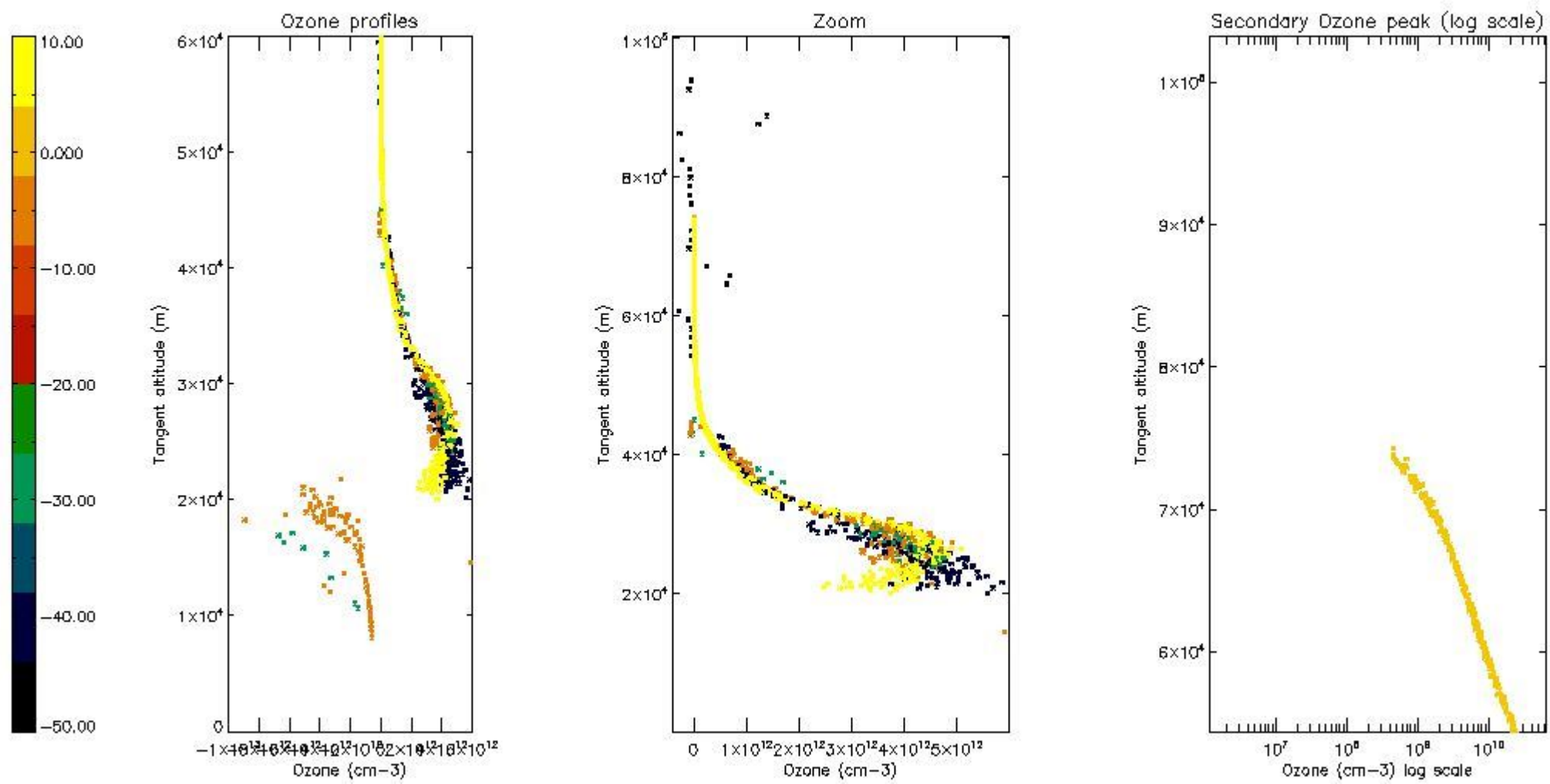
The colorbar represents the latitude.



*5.4 Plot ozone profiles where STD < 10% (dark without errors)*

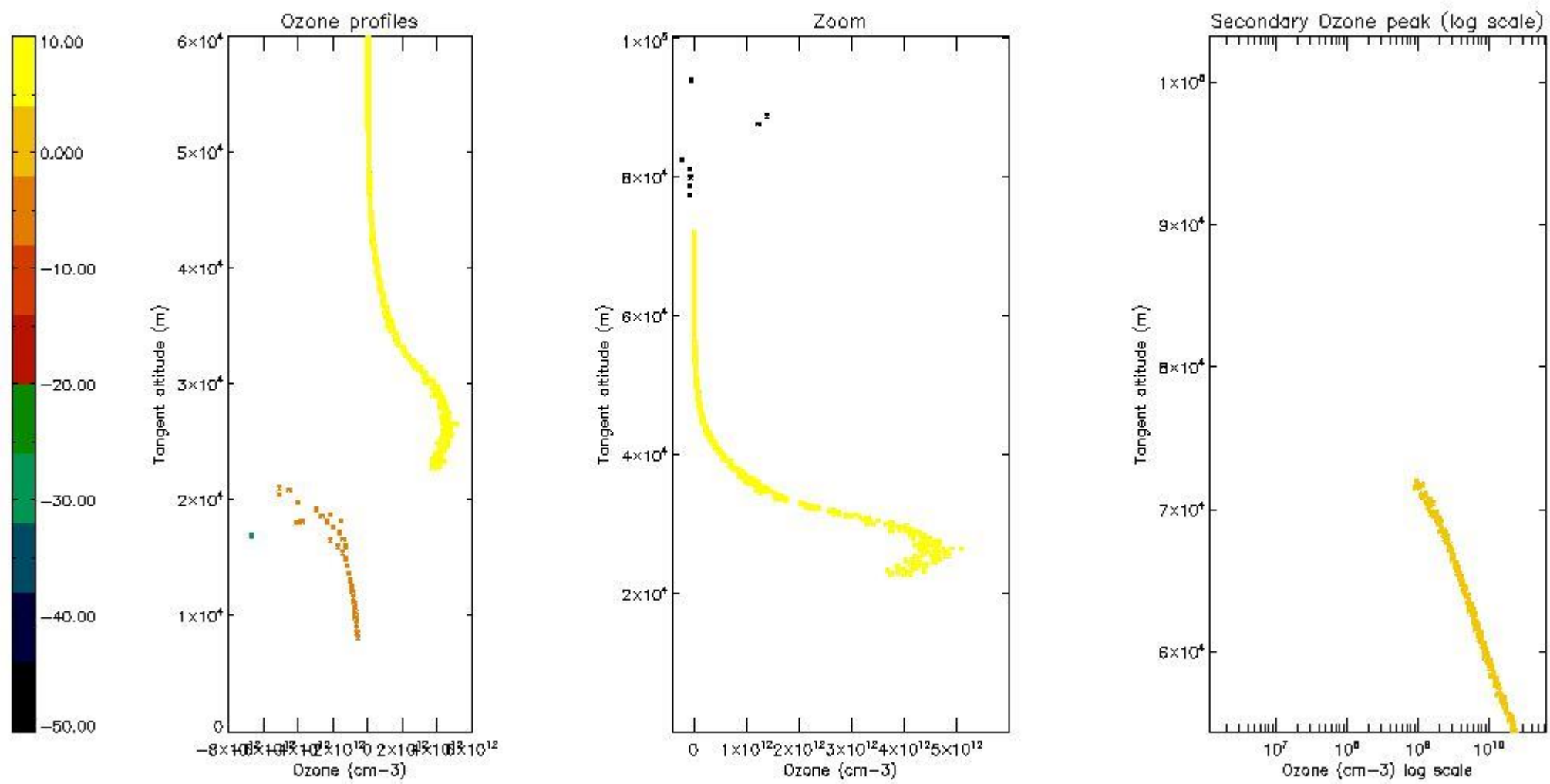
The colorbar represents the latitude.





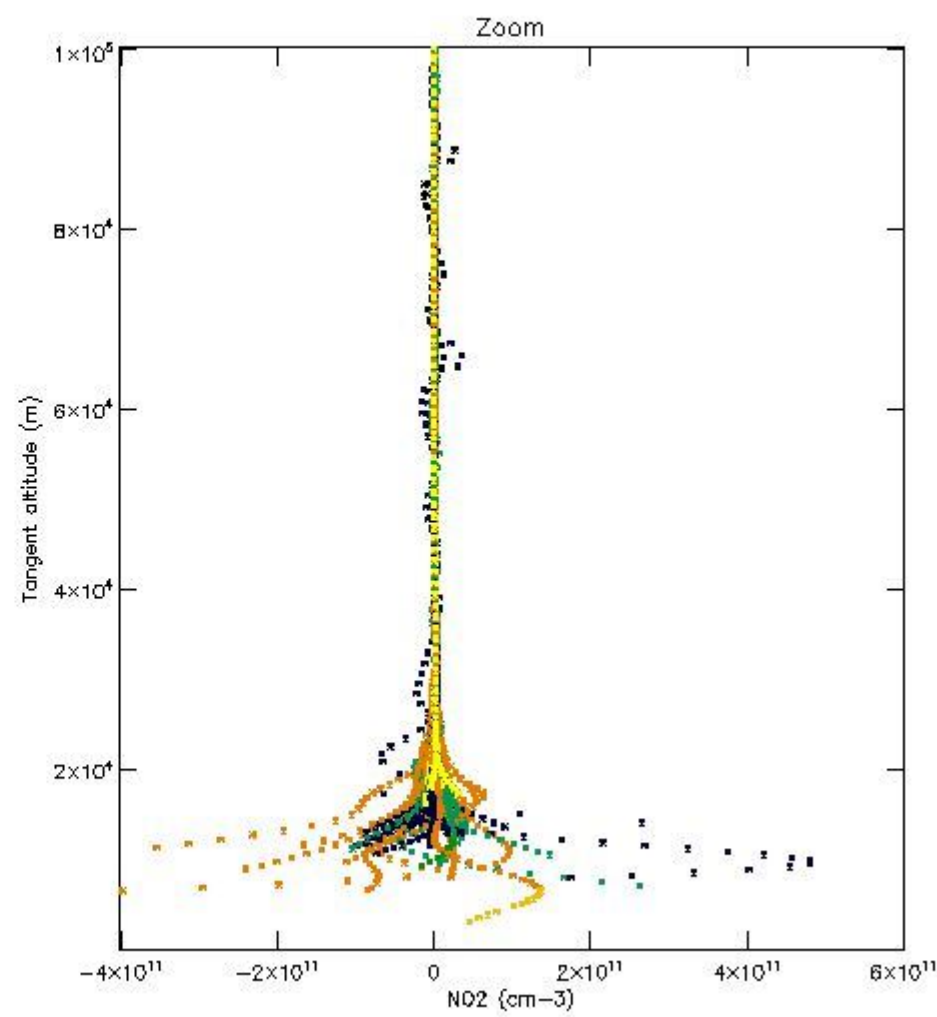
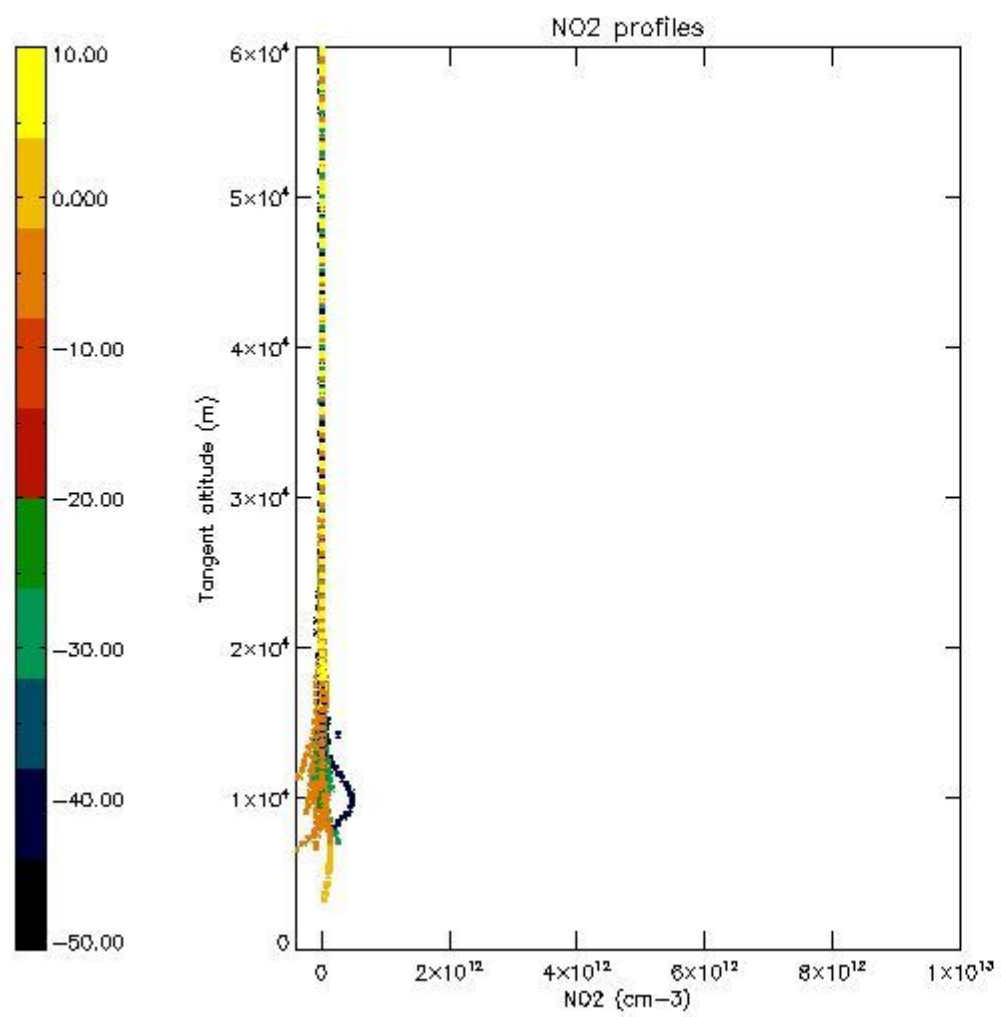
*5.5 Plot ozone profiles where  $STD < 5\%$  (dark without errors)*

The colorbar represents the latitude.



*5.6 Plot NO<sub>2</sub> profiles for all STD (dark without errors)*

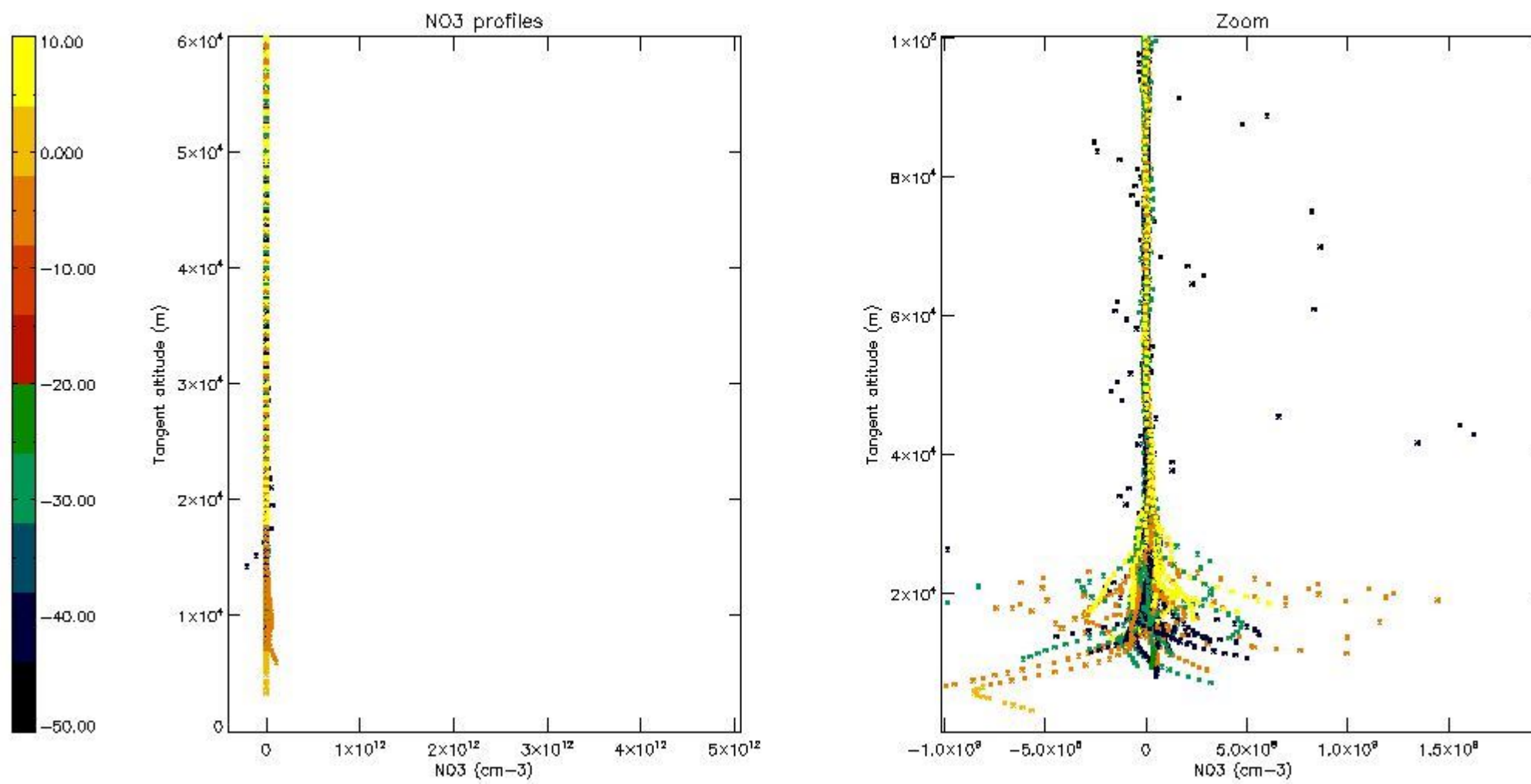
The colorbar represents the latitude.



*5.7 Plot NO3 profiles for all STD (dark without errors)*

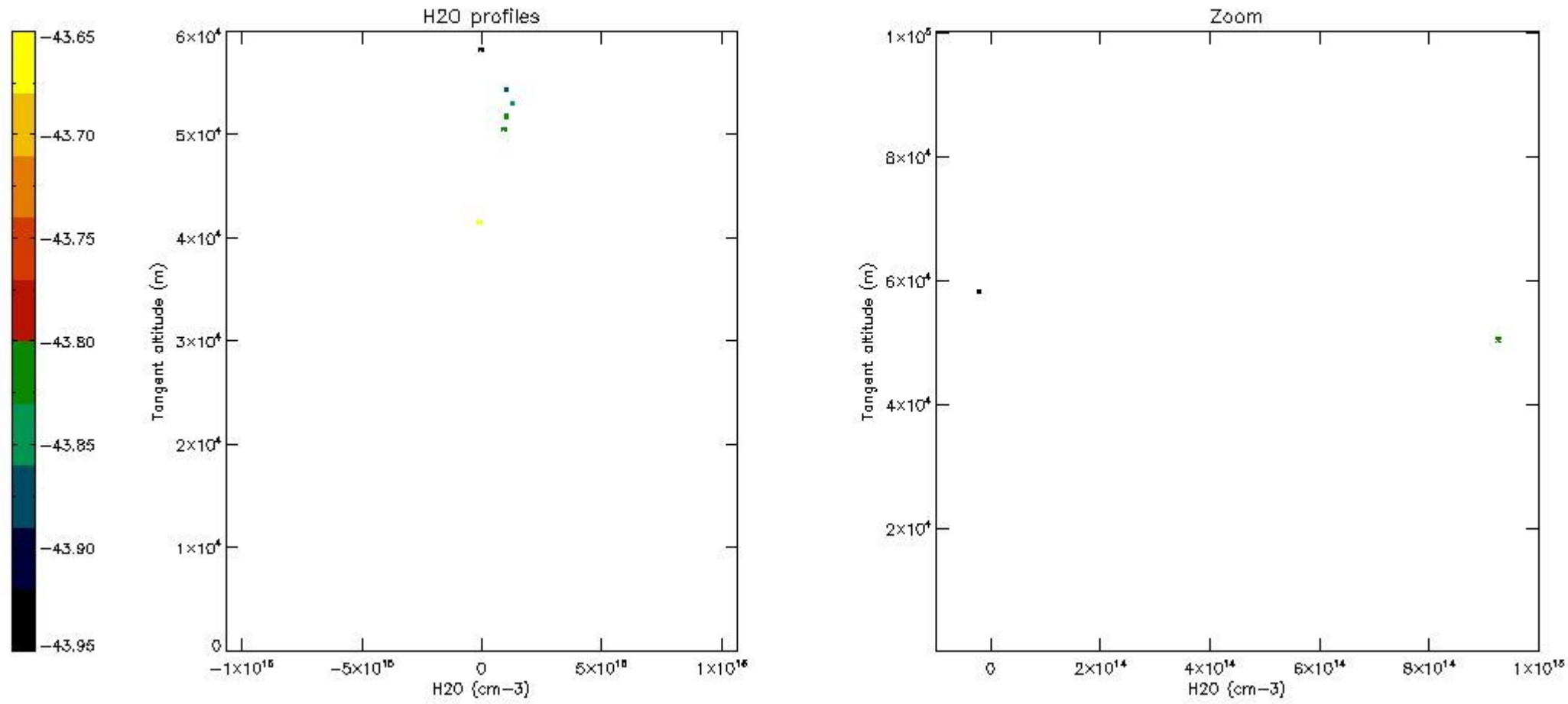
The colorbar represents the latitude.





5.8 Plot H<sub>2</sub>O profiles for all STD (only for occultations of stars 1,2,3,4,13,14,16,26,63 dark without errors)

The colorbar represents the latitude.



## 6. Auxiliary Data Files used for the production reported in section 2

The number reported in the third column indicates since which file (see list in section 2) the corresponding auxiliary file has been used. The fourth column is the date of those product files.

| Type                      | Auxiliary Filename                                            | Used since product | Used since product date |
|---------------------------|---------------------------------------------------------------|--------------------|-------------------------|
| INST_PHYS_CHARACTERISTICS | GOM_INS_AXVIEC20091111_143220_20030716_120000_20500101_000000 | 1                  | 12-JUN-2011 00:00:07    |
| LEVEL-2_PROC_CONFIG       | GOM_PR2_AXVIEC20091111_152718_20020301_000000_20500101_000000 | 1                  | 12-JUN-2011 00:00:07    |
| CROSS_SECTIONS_FILE       | GOM_CRS_AXVIEC20091111_154832_20020301_000000_20500101_000000 | 1                  | 12-JUN-2011 00:00:07    |

# GOMOS Level 2 Daily Report

## SUMMARY

### [1. General Info](#)

### [2. Summary of processed GOM\\_NL\\_2P products](#)

### [3. Level 2 Quality information per product](#)

#### [3.1 Plot of level 2 quality information per product \(time dependant\)](#)

#### [3.2 Plot of level 2 quality information per product \(world map\)](#)

### [4. Level 1 Quality information per product \(stored on level 2 products\)](#)

#### [4.1 Plot of level 1 quality information per product \(time dependant\)](#)

##### [4.1.1 Plot of level 1 quality information per product \(time dependant\): ASCENDING](#)

##### [4.1.2 Plot of level 1 quality information per product \(time dependant\): DESCENDING](#)

#### [4.2 Plot of level 1 quality information per product \(world map\)](#)

##### [4.2.1 Plot of level 1 quality information per product \(world map\): ASCENDING](#)

##### [4.2.2 Plot of level 1 quality information per product \(world map\): DESCENDING](#)

### [5. Ozone profiles based on quality statistics and other trace gas profiles](#)

#### [5.1 Ozone statistics based on quality of products](#)

#### [5.2 Plot ozone profiles for all STD \(dark without errors\)](#)

#### [5.3 Plot ozone profiles where STD < 20% \(dark without errors\)](#)

#### [5.4. Plot ozone profiles where STD < 10% \(dark without errors\)](#)

#### [5.5. Plot ozone profiles where STD < 5% \(dark without errors\)](#)

#### [5.6 Plot NO2 profiles for all STD \(dark without errors\)](#)

#### [5.7 Plot NO3 profiles for all STD \(dark without errors\)](#)

#### [5.8 Plot H2O profiles \(only for occultations of stars 1,2,3,4,13,14,16,26,63 dark without errors\) for all STD](#)

### [6. Auxiliary Data Files used for the production reported in section 2](#)



This report presents the daily analysis on parameters extracted from GOMOS level 2 data (GOM\_NL\_\_2P). It is intended to monitor some important parameters that will impact the quality of these products. A list of level 2 products (and content) that have arrived during the reporting day to the PCF is also given.

| Item                      | Value                           |
|---------------------------|---------------------------------|
| Time of report generation | 24APR2013 14:40:22              |
| Data source version       | GOMOS/6.01                      |
| Start time of products    | 12-06-2011 (12JUN2011 00:00:00) |
| Stop time of products     | 13-06-2011 (13JUN2011 00:00:00) |
| Store outputs in DB       | Yes                             |
| Nb of level 2 prods       | 279                             |
| Nb of prods with errors   | 0                               |

## 2. Summary of processed GOM\_NL\_\_2P products.

| Nr | Filename                                                      | UTC Start time       | Limb       | Duration | Star Id | Star Name | Star Mag | Star Temp | Nb Meas | Orbit | Prod. error |
|----|---------------------------------------------------------------|----------------------|------------|----------|---------|-----------|----------|-----------|---------|-------|-------------|
| 1  | GOM_NL__2PRFIN20110612_000007_00000383103_00246_48536_3178.N1 | 12-JUN-2011 00:00:07 | Bright     | 38.000   | 133     | 40Zet Her | 2.8070   | 6000.0    | 76      | 48536 | No          |
| 2  | GOM_NL__2PRFIN20110612_000703_00000423103_00246_48536_3179.N1 | 12-JUN-2011 00:07:03 | Bright     | 42.000   | 130     | 23Bet Dra | 2.7990   | 5800.0    | 84      | 48536 | No          |
| 3  | GOM_NL__2PRFIN20110612_001736_00000463103_00246_48536_3180.N1 | 12-JUN-2011 00:17:36 | Bright     | 46.000   | 89      | 5Alp Cep  | 2.4510   | 8000.0    | 92      | 48536 | No          |
| 4  | GOM_NL__2PRFIN20110612_002345_00000633103_00246_48536_3181.N1 | 12-JUN-2011 00:23:45 | Bright     | 63.000   | 74      | 11Bet Cas | 2.2680   | 6600.0    | 126     | 48536 | No          |
| 5  | GOM_NL__2PRFIN20110612_003000_00000473103_00246_48536_3182.N1 | 12-JUN-2011 00:30:00 | Bright     | 47.000   | 73      | 57Gam1And | 2.2600   | 13100.    | 94      | 48536 | No          |
| 6  | GOM_NL__2PRFIN20110612_003219_00000563103_00246_48536_3183.N1 | 12-JUN-2011 00:32:19 | Twilight   | 56.000   | 53      | 43Bet And | 2.0480   | 3300.0    | 112     | 48536 | No          |
| 7  | GOM_NL__2PRFIN20110612_003542_00000503103_00246_48536_3184.N1 | 12-JUN-2011 00:35:42 | Twilight   | 50.000   | 50      | 13Alp Ari | 2.0070   | 4250.0    | 100     | 48536 | No          |
| 8  | GOM_NL__2PRFIN20110612_005046_00000523103_00246_48536_3185.N1 | 12-JUN-2011 00:50:46 | Dark       | 52.000   | 52      | 16Bet Cet | 2.0370   | 4500.0    | 104     | 48536 | No          |
| 9  | GOM_NL__2PRFIN20110612_005708_00000473103_00246_48536_3186.N1 | 12-JUN-2011 00:57:08 | Dark       | 47.000   | 84      | Alp Phe   | 2.3970   | 4500.0    | 94      | 48536 | No          |
| 10 | GOM_NL__2PRFIN20110612_010310_00000603103_00247_48537_3182.N1 | 12-JUN-2011 01:03:10 | Dark       | 60.000   | 63      | Bet Gru   | 2.1500   | 2800.0    | 120     | 48537 | No          |
| 11 | GOM_NL__2PRFIN20110612_010512_00000513103_00247_48537_3183.N1 | 12-JUN-2011 01:05:12 | Dark       | 50.500   | 31      | Alp Gru   | 1.7340   | 15200.    | 101     | 48537 | No          |
| 12 | GOM_NL__2PRFIN20110612_010650_00000593103_00247_48537_3184.N1 | 12-JUN-2011 01:06:50 | Straylight | 58.500   | 172     | Gam Gru   | 3.0030   | 13100.    | 117     | 48537 | No          |
| 13 | GOM_NL__2PRFIN20110612_010919_00000443103_00247_48537_3185.N1 | 12-JUN-2011 01:09:19 | Straylight | 43.500   | 45      | Alp Pav   | 1.9400   | 26000.    | 87      | 48537 | No          |
| 14 | GOM_NL__2PRFIN20110612_011923_00000443103_00247_48537_3186.N1 | 12-JUN-2011 01:19:23 | Twilight   | 43.500   | 25      | 35Lam Sco | 1.6200   | 28000.    | 87      | 48537 | No          |
| 15 | GOM_NL__2PRFIN20110612_012103_00000643103_00247_48537_3187.N1 | 12-JUN-2011 01:21:03 | Bright     | 64.000   | 57      | 34Sig Sgr | 2.0660   | 26000.    | 128     | 48537 | No          |
| 16 | GOM_NL__2PRFIN20110612_012604_00000413103_00247_48537_3188.N1 | 12-JUN-2011 01:26:04 | Bright     | 40.500   | 86      | 35Eta Oph | 2.4300   | 10200.    | 81      | 48537 | No          |
| 17 | GOM_NL__2PRFIN20110612_012750_00000383103_00247_48537_3189.N1 | 12-JUN-2011 01:27:50 | Bright     | 38.000   | 98      | 13Zet Oph | 2.5710   | 30000.    | 76      | 48537 | No          |
| 18 | GOM_NL__2PRFIN20110612_013253_00000473103_00247_48537_3190.N1 | 12-JUN-2011 01:32:53 | Bright     | 46.500   | 126     | 60Bet Oph | 2.7700   | 4250.0    | 93      | 48537 | No          |
| 19 | GOM_NL__2PRFIN20110612_013527_00000463103_00247_48537_3191.N1 | 12-JUN-2011 01:35:27 | Bright     | 46.000   | 59      | 55Alp Oph | 2.0800   | 8900.0    | 92      | 48537 | No          |
| 20 | GOM_NL__2PRFIN20110612_013715_00000373103_00247_48537_3192.N1 | 12-JUN-2011 01:37:15 | Bright     | 37.000   | 127     | 27Bet Her | 2.7810   | 4700.0    | 74      | 48537 | No          |
| 21 | GOM_NL__2PRFIN20110612_014021_00000403103_00247_48537_3193.N1 | 12-JUN-2011 01:40:21 | Bright     | 40.000   | 133     | 40Zet Her | 2.8070   | 6000.0    | 80      | 48537 | No          |
| 22 | GOM_NL__2PRFIN20110612_014717_00000463103_00247_48537_3194.N1 | 12-JUN-2011 01:47:17 | Bright     | 46.000   | 130     | 23Bet Dra | 2.7990   | 5800.0    | 92      | 48537 | No          |
| 23 | GOM_NL__2PRFIN20110612_015749_00000453103_00247_48537_3195.N1 | 12-JUN-2011 01:57:49 | Bright     | 45.000   | 89      | 5Alp Cep  | 2.4510   | 8000.0    | 90      | 48537 | No          |
| 24 | GOM_NL__2PRFIN20110612_020358_00000633103_00247_48537_3196.N1 | 12-JUN-2011 02:03:58 | Bright     | 63.000   | 74      | 11Bet Cas | 2.2680   | 6600.0    | 126     | 48537 | No          |
| 25 | GOM_NL__2PRFIN20110612_021014_00000403103_00247_48537_3197.N1 | 12-JUN-2011 02:10:14 | Bright     | 39.500   | 73      | 57Gam1And | 2.2600   | 13100.    | 79      | 48537 | No          |
| 26 | GOM_NL__2PRFIN20110612_021233_00000513103_00247_48537_3198.N1 | 12-JUN-2011 02:12:33 | Twilight   | 51.000   | 53      | 43Bet And | 2.0480   | 3300.0    | 102     | 48537 | No          |
| 27 | GOM_NL__2PRFIN20110612_021556_00000463103_00247_48537_3199.N1 | 12-JUN-2011 02:15:56 | Twilight   | 46.000   | 50      | 13Alp Ari | 2.0070   | 4250.0    | 92      | 48537 | No          |
| 28 | GOM_NL__2PRFIN20110612_023101_00000533103_00247_48537_3200.N1 | 12-JUN-2011 02:31:01 | Dark       | 52.500   | 52      | 16Bet Cet | 2.0370   | 4500.0    | 105     | 48537 | No          |
| 29 | GOM_NL__2PRFIN20110612_023723_00000433103_00247_48537_3201.N1 | 12-JUN-2011 02:37:23 | Dark       | 43.000   | 84      | Alp Phe   | 2.3970   | 4500.0    | 86      | 48537 | No          |
| 30 | GOM_NL__2PRFIN20110612_024325_00000543103_00248_48538_3210.N1 | 12-JUN-2011 02:43:25 | Dark       | 53.500   | 63      | Bet Gru   | 2.1500   | 2800.0    | 107     | 48538 | No          |
| 31 | GOM_NL__2PRFIN20110612_024527_00000513103_00248_48538_3211.N1 | 12-JUN-2011 02:45:27 | Dark       | 50.500   | 31      | Alp Gru   | 1.7340   | 15200.    | 101     | 48538 | No          |
| 32 | GOM_NL__2PRFIN20110612_024706_00000593103_00248_48538_3212.N1 | 12-JUN-2011 02:47:06 | Straylight | 59.000   | 172     | Gam Gru   | 3.0030   | 13100.    | 118     | 48538 | No          |
| 33 | GOM_NL__2PRFIN20110612_024933_00000453103_00248_48538_3213.N1 | 12-JUN-2011 02:49:33 | Straylight | 45.000   | 45      | Alp Pav   | 1.9400   | 26000.    | 90      | 48538 | No          |
| 34 | GOM_NL__2PRFIN20110612_025937_00000463103_00248_48538_3214.N1 | 12-JUN-2011 02:59:37 | Twilight   | 45.500   | 25      | 35Lam Sco | 1.6200   | 28000.    | 91      | 48538 | No          |
| 35 | GOM_NL__2PRFIN20110612_030117_00000593103_00248_48538_3215.N1 | 12-JUN-2011 03:01:17 | Bright     | 59.000   | 57      | 34Sig Sgr | 2.0660   | 26000.    | 118     | 48538 | No          |
| 36 | GOM_NL__2PRFIN20110612_030619_00000413103_00248_48538_3216.N1 | 12-JUN-2011 03:06:19 | Bright     | 41.000   | 86      | 35Eta Oph | 2.4300   | 10200.    | 82      | 48538 | No          |
| 37 | GOM_NL__2PRFIN20110612_030803_00000383103_00248_48538_3217.N1 | 12-JUN-2011 03:08:03 | Bright     | 38.000   | 98      | 13Zet Oph | 2.5710   | 30000.    | 76      | 48538 | No          |
| 38 | GOM_NL__2PRFIN20110612_031307_00000463103_00248_48538_3218.N1 | 12-JUN-2011 03:13:07 | Bright     | 45.500   | 126     | 60Bet Oph | 2.7700   | 4250.0    | 91      | 48538 | No          |
| 39 | GOM_NL__2PRFIN20110612_031541_00000473103_00248_48538_3219.N1 | 12-JUN-2011 03:15:41 | Bright     | 46.500   | 59      | 55Alp Oph | 2.0800   | 8900.0    | 93      | 48538 | No          |
| 40 | GOM_NL__2PRFIN20110612_031729_00000393103_00248_48538_3220.N1 | 12-JUN-2011 03:17:29 | Bright     | 39.000   | 127     | 27Bet Her | 2.7810   | 4700.0    | 78      | 48538 | No          |
| 41 | GOM_NL__2PRFIN20110612_032034_00000403103_00248_48538_3221.N1 | 12-JUN-2011 03:20:34 | Bright     | 39.500   | 133     | 40Zet Her | 2.8070   | 6000.0    | 79      | 48538 | No          |
| 42 | GOM_NL__2PRFIN20110612_032730_00000403103_00248_48538_3222.N1 | 12-JUN-2011 03:27:30 | Bright     | 39.500   | 130     | 23Bet Dra | 2.7990   | 5800.0    | 79      | 48538 | No          |

|     |                                                                |                      |            |        |     |           |        |        |     |       |    |
|-----|----------------------------------------------------------------|----------------------|------------|--------|-----|-----------|--------|--------|-----|-------|----|
| 43  | GOM_NL__2PRFIN20110612_033802_000000483103_00248_48538_3223.N1 | 12-JUN-2011 03:38:02 | Bright     | 47.500 | 89  | 5Alp Cep  | 2.4510 | 8000.0 | 95  | 48538 | No |
| 44  | GOM_NL__2PRFIN20110612_034412_000000413103_00248_48538_3224.N1 | 12-JUN-2011 03:44:12 | Bright     | 41.000 | 74  | 11Bet Cas | 2.2680 | 6600.0 | 82  | 48538 | No |
| 45  | GOM_NL__2PRFIN20110612_035028_000000533103_00248_48538_3225.N1 | 12-JUN-2011 03:50:28 | Bright     | 53.000 | 73  | 57Gam1And | 2.2600 | 13100. | 106 | 48538 | No |
| 46  | GOM_NL__2PRFIN20110612_035247_000000573103_00248_48538_3226.N1 | 12-JUN-2011 03:52:47 | Twilight   | 56.500 | 53  | 43Bet And | 2.0480 | 3300.0 | 113 | 48538 | No |
| 47  | GOM_NL__2PRFIN20110612_035610_000000493103_00248_48538_3227.N1 | 12-JUN-2011 03:56:10 | Twilight   | 49.000 | 50  | 13Alp Ari | 2.0070 | 4250.0 | 98  | 48538 | No |
| 48  | GOM_NL__2PRFIN20110612_041116_000000553103_00248_48538_3228.N1 | 12-JUN-2011 04:11:16 | Dark       | 55.000 | 52  | 16Bet Cet | 2.0370 | 4500.0 | 110 | 48538 | No |
| 49  | GOM_NL__2PRFIN20110612_041737_000000543103_00248_48538_3229.N1 | 12-JUN-2011 04:17:37 | Dark       | 53.500 | 84  | Alp Phe   | 2.3970 | 4500.0 | 107 | 48538 | No |
| 50  | GOM_NL__2PRFIN20110612_042340_000000573103_00249_48539_3223.N1 | 12-JUN-2011 04:23:40 | Dark       | 56.500 | 63  | Bet Gru   | 2.1500 | 2800.0 | 113 | 48539 | No |
| 51  | GOM_NL__2PRFIN20110612_042542_000000483103_00249_48539_3224.N1 | 12-JUN-2011 04:25:42 | Dark       | 47.500 | 31  | Alp Gru   | 1.7340 | 15200. | 95  | 48539 | No |
| 52  | GOM_NL__2PRFIN20110612_042721_000000563103_00249_48539_3225.N1 | 12-JUN-2011 04:27:21 | Straylight | 56.000 | 172 | Gam Gru   | 3.0030 | 13100. | 112 | 48539 | No |
| 53  | GOM_NL__2PRFIN20110612_042948_000000413103_00249_48539_3226.N1 | 12-JUN-2011 04:29:48 | Straylight | 41.000 | 45  | Alp Pav   | 1.9400 | 26000. | 82  | 48539 | No |
| 54  | GOM_NL__2PRFIN20110612_043951_000000443103_00249_48539_3227.N1 | 12-JUN-2011 04:39:51 | Twilight   | 44.000 | 25  | 35Lam Sco | 1.6200 | 28000. | 88  | 48539 | No |
| 55  | GOM_NL__2PRFIN20110612_044132_000000623103_00249_48539_3228.N1 | 12-JUN-2011 04:41:32 | Bright     | 61.500 | 57  | 34Sig Sgr | 2.0660 | 26000. | 123 | 48539 | No |
| 56  | GOM_NL__2PRFIN20110612_044633_000000403103_00249_48539_3229.N1 | 12-JUN-2011 04:46:33 | Bright     | 40.000 | 86  | 35Eta Oph | 2.4300 | 10200. | 80  | 48539 | No |
| 57  | GOM_NL__2PRFIN20110612_044819_000000363103_00249_48539_3230.N1 | 12-JUN-2011 04:48:19 | Bright     | 36.000 | 98  | 13Zet Oph | 2.5710 | 30000. | 72  | 48539 | No |
| 58  | GOM_NL__2PRFIN20110612_045320_000000493103_00249_48539_3231.N1 | 12-JUN-2011 04:53:20 | Bright     | 48.500 | 126 | 60Bet Oph | 2.7700 | 4250.0 | 97  | 48539 | No |
| 59  | GOM_NL__2PRFIN20110612_045554_000000463103_00249_48539_3232.N1 | 12-JUN-2011 04:55:54 | Bright     | 45.500 | 59  | 55Alp Oph | 2.0800 | 8900.0 | 91  | 48539 | No |
| 60  | GOM_NL__2PRFIN20110612_045743_000000383103_00249_48539_3233.N1 | 12-JUN-2011 04:57:43 | Bright     | 37.500 | 127 | 27Bet Her | 2.7810 | 4700.0 | 75  | 48539 | No |
| 61  | GOM_NL__2PRFIN20110612_050048_000000393103_00249_48539_3234.N1 | 12-JUN-2011 05:00:48 | Bright     | 38.500 | 133 | 40Zet Her | 2.8070 | 6000.0 | 77  | 48539 | No |
| 62  | GOM_NL__2PRFIN20110612_050744_000000413103_00249_48539_3235.N1 | 12-JUN-2011 05:07:44 | Bright     | 41.000 | 130 | 23Bet Dra | 2.7990 | 5800.0 | 82  | 48539 | No |
| 63  | GOM_NL__2PRFIN20110612_051816_000000463103_00249_48539_3236.N1 | 12-JUN-2011 05:18:16 | Bright     | 45.500 | 89  | 5Alp Cep  | 2.4510 | 8000.0 | 91  | 48539 | No |
| 64  | GOM_NL__2PRFIN20110612_052426_000000633103_00249_48539_3237.N1 | 12-JUN-2011 05:24:26 | Bright     | 63.000 | 74  | 11Bet Cas | 2.2680 | 6600.0 | 126 | 48539 | No |
| 65  | GOM_NL__2PRFIN20110612_053042_000000403103_00249_48539_3238.N1 | 12-JUN-2011 05:30:42 | Bright     | 39.500 | 73  | 57Gam1And | 2.2600 | 13100. | 79  | 48539 | No |
| 66  | GOM_NL__2PRFIN20110612_053301_000000533103_00249_48539_3239.N1 | 12-JUN-2011 05:33:01 | Twilight   | 53.000 | 53  | 43Bet And | 2.0480 | 3300.0 | 106 | 48539 | No |
| 67  | GOM_NL__2PRFIN20110612_053624_000000503103_00249_48539_3240.N1 | 12-JUN-2011 05:36:24 | Twilight   | 49.500 | 50  | 13Alp Ari | 2.0070 | 4250.0 | 99  | 48539 | No |
| 68  | GOM_NL__2PRFIN20110612_055131_000000553103_00249_48539_3241.N1 | 12-JUN-2011 05:51:31 | Dark       | 55.000 | 52  | 16Bet Cet | 2.0370 | 4500.0 | 110 | 48539 | No |
| 69  | GOM_NL__2PRFIN20110612_055752_000000493103_00249_48539_3242.N1 | 12-JUN-2011 05:57:52 | Dark       | 48.500 | 84  | Alp Phe   | 2.3970 | 4500.0 | 97  | 48539 | No |
| 70  | GOM_NL__2PRFIN20110612_060355_000000613103_00250_48540_3236.N1 | 12-JUN-2011 06:03:55 | Dark       | 60.500 | 63  | Bet Gru   | 2.1500 | 2800.0 | 121 | 48540 | No |
| 71  | GOM_NL__2PRFIN20110612_060557_000000483103_00250_48540_3237.N1 | 12-JUN-2011 06:05:57 | Dark       | 48.000 | 31  | Alp Gru   | 1.7340 | 15200. | 96  | 48540 | No |
| 72  | GOM_NL__2PRFIN20110612_060736_000000583103_00250_48540_3238.N1 | 12-JUN-2011 06:07:36 | Straylight | 58.000 | 172 | Gam Gru   | 3.0030 | 13100. | 116 | 48540 | No |
| 73  | GOM_NL__2PRFIN20110612_061003_000000433103_00250_48540_3239.N1 | 12-JUN-2011 06:10:03 | Straylight | 43.000 | 45  | Alp Pav   | 1.9400 | 26000. | 86  | 48540 | No |
| 74  | GOM_NL__2PRFIN20110612_062006_000000473103_00250_48540_3240.N1 | 12-JUN-2011 06:20:06 | Twilight   | 47.000 | 25  | 35Lam Sco | 1.6200 | 28000. | 94  | 48540 | No |
| 75  | GOM_NL__2PRFIN20110612_062146_000000543103_00250_48540_3241.N1 | 12-JUN-2011 06:21:46 | Bright     | 54.000 | 57  | 34Sig Sgr | 2.0660 | 26000. | 108 | 48540 | No |
| 76  | GOM_NL__2PRFIN20110612_062647_000000403103_00250_48540_3242.N1 | 12-JUN-2011 06:26:47 | Bright     | 40.000 | 86  | 35Eta Oph | 2.4300 | 10200. | 80  | 48540 | No |
| 77  | GOM_NL__2PRFIN20110612_063334_000000493103_00250_48540_3243.N1 | 12-JUN-2011 06:33:34 | Bright     | 48.500 | 126 | 60Bet Oph | 2.7700 | 4250.0 | 97  | 48540 | No |
| 78  | GOM_NL__2PRFIN20110612_063608_000000663103_00250_48540_3244.N1 | 12-JUN-2011 06:36:08 | Bright     | 66.000 | 59  | 55Alp Oph | 2.0800 | 8900.0 | 132 | 48540 | No |
| 79  | GOM_NL__2PRFIN20110612_063757_000000383103_00250_48540_3245.N1 | 12-JUN-2011 06:37:57 | Bright     | 38.000 | 127 | 27Bet Her | 2.7810 | 4700.0 | 76  | 48540 | No |
| 80  | GOM_NL__2PRFIN20110612_064102_000000393103_00250_48540_3246.N1 | 12-JUN-2011 06:41:02 | Bright     | 39.000 | 133 | 40Zet Her | 2.8070 | 6000.0 | 78  | 48540 | No |
| 81  | GOM_NL__2PRFIN20110612_064758_000000403103_00250_48540_3247.N1 | 12-JUN-2011 06:47:58 | Bright     | 40.000 | 130 | 23Bet Dra | 2.7990 | 5800.0 | 80  | 48540 | No |
| 82  | GOM_NL__2PRFIN20110612_065829_000000673103_00250_48540_3248.N1 | 12-JUN-2011 06:58:29 | Bright     | 66.500 | 89  | 5Alp Cep  | 2.4510 | 8000.0 | 133 | 48540 | No |
| 83  | GOM_NL__2PRFIN20110612_070440_000000443103_00250_48540_3249.N1 | 12-JUN-2011 07:04:40 | Bright     | 43.500 | 74  | 11Bet Cas | 2.2680 | 6600.0 | 87  | 48540 | No |
| 84  | GOM_NL__2PRFIN20110612_071056_000000403103_00250_48540_3250.N1 | 12-JUN-2011 07:10:56 | Bright     | 39.500 | 73  | 57Gam1And | 2.2600 | 13100. | 79  | 48540 | No |
| 85  | GOM_NL__2PRFIN20110612_071315_000000553103_00250_48540_3251.N1 | 12-JUN-2011 07:13:15 | Twilight   | 55.000 | 53  | 43Bet And | 2.0480 | 3300.0 | 110 | 48540 | No |
| 86  | GOM_NL__2PRFIN20110612_071638_000000523103_00250_48540_3252.N1 | 12-JUN-2011 07:16:38 | Twilight   | 51.500 | 50  | 13Alp Ari | 2.0070 | 4250.0 | 103 | 48540 | No |
| 87  | GOM_NL__2PRFIN20110612_073146_000000613103_00250_48540_3253.N1 | 12-JUN-2011 07:31:46 | Dark       | 60.500 | 52  | 16Bet Cet | 2.0370 | 4500.0 | 121 | 48540 | No |
| 88  | GOM_NL__2PRFIN20110612_073807_000000473103_00250_48540_3254.N1 | 12-JUN-2011 07:38:07 | Dark       | 47.000 | 84  | Alp Phe   | 2.3970 | 4500.0 | 94  | 48540 | No |
| 89  | GOM_NL__2PRFIN20110612_074410_000000573103_00251_48541_3266.N1 | 12-JUN-2011 07:44:10 | Dark       | 56.500 | 63  | Bet Gru   | 2.1500 | 2800.0 | 113 | 48541 | No |
| 90  | GOM_NL__2PRFIN20110612_074612_000000503103_00251_48541_3267.N1 | 12-JUN-2011 07:46:12 | Dark       | 49.500 | 31  | Alp Gru   | 1.7340 | 15200. | 99  | 48541 | No |
| 91  | GOM_NL__2PRFIN20110612_074751_000000563103_00251_48541_3268.N1 | 12-JUN-2011 07:47:51 | Straylight | 56.000 | 172 | Gam Gru   | 3.0030 | 13100. | 112 | 48541 | No |
| 92  | GOM_NL__2PRFIN20110612_075017_000000423103_00251_48541_3269.N1 | 12-JUN-2011 07:50:17 | Straylight | 41.500 | 45  | Alp Pav   | 1.9400 | 26000. | 83  | 48541 | No |
| 93  | GOM_NL__2PRFIN20110612_080020_000000463103_00251_48541_3270.N1 | 12-JUN-2011 08:00:20 | Twilight   | 45.500 | 25  | 35Lam Sco | 1.6200 | 28000. | 91  | 48541 | No |
| 94  | GOM_NL__2PRFIN20110612_080201_000000693103_00251_48541_3271.N1 | 12-JUN-2011 08:02:01 | Bright     | 69.000 | 57  | 34Sig Sgr | 2.0660 | 26000. | 138 | 48541 | No |
| 95  | GOM_NL__2PRFIN20110612_080701_000000403103_00251_48541_3272.N1 | 12-JUN-2011 08:07:01 | Bright     | 39.500 | 86  | 35Eta Oph | 2.4300 | 10200. | 79  | 48541 | No |
| 96  | GOM_NL__2PRFIN20110612_081348_000000473103_00251_48541_3273.N1 | 12-JUN-2011 08:13:48 | Bright     | 46.500 | 126 | 60Bet Oph | 2.7700 | 4250.0 | 93  | 48541 | No |
| 97  | GOM_NL__2PRFIN20110612_081621_000000483103_00251_48541_3274.N1 | 12-JUN-2011 08:16:21 | Bright     | 48.000 | 59  | 55Alp Oph | 2.0800 | 8900.0 | 96  | 48541 | No |
| 98  | GOM_NL__2PRFIN20110612_081811_000000383103_00251_48541_3275.N1 | 12-JUN-2011 08:18:11 | Bright     | 38.000 | 127 | 27Bet Her | 2.7810 | 4700.0 | 76  | 48541 | No |
| 99  | GOM_NL__2PRFIN20110612_082116_000000383103_00251_48541_3276.N1 | 12-JUN-2011 08:21:16 | Bright     | 37.500 | 133 | 40Zet Her | 2.8070 | 6000.0 | 75  | 48541 | No |
| 100 | GOM_NL__2PRFIN20110612_082811_000000423103_00251_48541_3277.N1 | 12-JUN-2011 08:28:11 | Bright     | 41.500 | 130 | 23Bet Dra | 2.7990 | 5800.0 | 83  | 48541 | No |
| 101 | GOM_NL__2PRFIN20110612_083842_000000473103_00251_48541_3278.N1 | 12-JUN-2011 08:38:42 | Bright     | 46.500 | 89  | 5Alp Cep  | 2.4510 | 8000.0 | 93  | 48541 | No |

|     |                                                                |                      |            |        |     |           |        |        |     |       |    |
|-----|----------------------------------------------------------------|----------------------|------------|--------|-----|-----------|--------|--------|-----|-------|----|
| 102 | GOM_NL__2PRFIN20110612_084453_000000423103_00251_48541_3279.N1 | 12-JUN-2011 08:44:53 | Bright     | 42.000 | 74  | 11Bet Cas | 2.2680 | 6600.0 | 84  | 48541 | No |
| 103 | GOM_NL__2PRFIN20110612_085110_000000403103_00251_48541_3280.N1 | 12-JUN-2011 08:51:10 | Bright     | 39.500 | 73  | 57Gam1And | 2.2600 | 13100. | 79  | 48541 | No |
| 104 | GOM_NL__2PRFIN20110612_085329_000000563103_00251_48541_3281.N1 | 12-JUN-2011 08:53:29 | Twilight   | 56.000 | 53  | 43Bet And | 2.0480 | 3300.0 | 112 | 48541 | No |
| 105 | GOM_NL__2PRFIN20110612_085652_000000483103_00251_48541_3282.N1 | 12-JUN-2011 08:56:52 | Twilight   | 48.000 | 50  | 13Alp Ari | 2.0070 | 4250.0 | 96  | 48541 | No |
| 106 | GOM_NL__2PRFIN20110612_091201_000000543103_00251_48541_3283.N1 | 12-JUN-2011 09:12:01 | Dark       | 54.000 | 52  | 16Bet Cet | 2.0370 | 4500.0 | 108 | 48541 | No |
| 107 | GOM_NL__2PRFIN20110612_091822_000000463103_00251_48541_3284.N1 | 12-JUN-2011 09:18:22 | Dark       | 46.000 | 84  | Alp Phe   | 2.3970 | 4500.0 | 92  | 48541 | No |
| 108 | GOM_NL__2PRFIN20110612_092425_000000543103_00252_48542_3295.N1 | 12-JUN-2011 09:24:25 | Dark       | 54.000 | 63  | Bet Gru   | 2.1500 | 2800.0 | 108 | 48542 | No |
| 109 | GOM_NL__2PRFIN20110612_092627_000000493103_00252_48542_3296.N1 | 12-JUN-2011 09:26:27 | Dark       | 48.500 | 31  | Alp Gru   | 1.7340 | 15200. | 97  | 48542 | No |
| 110 | GOM_NL__2PRFIN20110612_092807_000000573103_00252_48542_3297.N1 | 12-JUN-2011 09:28:07 | Straylight | 56.500 | 172 | Gam Gru   | 3.0030 | 13100. | 113 | 48542 | No |
| 111 | GOM_NL__2PRFIN20110612_093032_000000423103_00252_48542_3298.N1 | 12-JUN-2011 09:30:32 | Straylight | 42.000 | 45  | Alp Pav   | 1.9400 | 26000. | 84  | 48542 | No |
| 112 | GOM_NL__2PRFIN20110612_094034_000000433103_00252_48542_3299.N1 | 12-JUN-2011 09:40:34 | Twilight   | 43.000 | 25  | 35Lam Sco | 1.6200 | 28000. | 86  | 48542 | No |
| 113 | GOM_NL__2PRFIN20110612_094215_000000543103_00252_48542_3300.N1 | 12-JUN-2011 09:42:15 | Bright     | 53.500 | 57  | 34Sig Sgr | 2.0660 | 26000. | 107 | 48542 | No |
| 114 | GOM_NL__2PRFIN20110612_094715_000000403103_00252_48542_3301.N1 | 12-JUN-2011 09:47:15 | Bright     | 39.500 | 86  | 35Eta Oph | 2.4300 | 10200. | 79  | 48542 | No |
| 115 | GOM_NL__2PRFIN20110612_095401_000000453103_00252_48542_3302.N1 | 12-JUN-2011 09:54:01 | Bright     | 45.000 | 126 | 60Bet Oph | 2.7700 | 4250.0 | 90  | 48542 | No |
| 116 | GOM_NL__2PRFIN20110612_095635_000000443103_00252_48542_3303.N1 | 12-JUN-2011 09:56:35 | Bright     | 43.500 | 59  | 55Alp Oph | 2.0800 | 8900.0 | 87  | 48542 | No |
| 117 | GOM_NL__2PRFIN20110612_095825_000000383103_00252_48542_3304.N1 | 12-JUN-2011 09:58:25 | Bright     | 37.500 | 127 | 27Bet Her | 2.7810 | 4700.0 | 75  | 48542 | No |
| 118 | GOM_NL__2PRFIN20110612_100130_000000383103_00252_48542_3305.N1 | 12-JUN-2011 10:01:30 | Bright     | 38.000 | 133 | 40Zet Her | 2.8070 | 6000.0 | 76  | 48542 | No |
| 119 | GOM_NL__2PRFIN20110612_100825_000000413103_00252_48542_3306.N1 | 12-JUN-2011 10:08:25 | Bright     | 41.000 | 130 | 23Bet Dra | 2.7990 | 5800.0 | 82  | 48542 | No |
| 120 | GOM_NL__2PRFIN20110612_101856_000000473103_00252_48542_3307.N1 | 12-JUN-2011 10:18:56 | Bright     | 46.500 | 89  | 5Alp Cep  | 2.4510 | 8000.0 | 93  | 48542 | No |
| 121 | GOM_NL__2PRFIN20110612_102507_000000643103_00252_48542_3308.N1 | 12-JUN-2011 10:25:07 | Bright     | 64.000 | 74  | 11Bet Cas | 2.2680 | 6600.0 | 128 | 48542 | No |
| 122 | GOM_NL__2PRFIN20110612_103124_000000563103_00252_48542_3309.N1 | 12-JUN-2011 10:31:24 | Bright     | 56.000 | 73  | 57Gam1And | 2.2600 | 13100. | 112 | 48542 | No |
| 123 | GOM_NL__2PRFIN20110612_103343_000000523103_00252_48542_3310.N1 | 12-JUN-2011 10:33:43 | Twilight   | 52.000 | 53  | 43Bet And | 2.0480 | 3300.0 | 104 | 48542 | No |
| 124 | GOM_NL__2PRFIN20110612_103707_000000513103_00252_48542_3311.N1 | 12-JUN-2011 10:37:07 | Twilight   | 51.000 | 50  | 13Alp Ari | 2.0070 | 4250.0 | 102 | 48542 | No |
| 125 | GOM_NL__2PRFIN20110612_105215_000000573103_00252_48542_3312.N1 | 12-JUN-2011 10:52:15 | Dark       | 57.000 | 52  | 16Bet Cet | 2.0370 | 4500.0 | 114 | 48542 | No |
| 126 | GOM_NL__2PRFIN20110612_105836_000000443103_00252_48542_3313.N1 | 12-JUN-2011 10:58:36 | Dark       | 44.000 | 84  | Alp Phe   | 2.3970 | 4500.0 | 88  | 48542 | No |
| 127 | GOM_NL__2PRFIN20110612_110440_000000513103_00253_48543_3342.N1 | 12-JUN-2011 11:04:40 | Dark       | 50.500 | 63  | Bet Gru   | 2.1500 | 2800.0 | 101 | 48543 | No |
| 128 | GOM_NL__2PRFIN20110612_110642_000000473103_00253_48543_3343.N1 | 12-JUN-2011 11:06:42 | Dark       | 47.000 | 31  | Alp Gru   | 1.7340 | 15200. | 94  | 48543 | No |
| 129 | GOM_NL__2PRFIN20110612_110822_000000573103_00253_48543_3344.N1 | 12-JUN-2011 11:08:22 | Straylight | 56.500 | 172 | Gam Gru   | 3.0030 | 13100. | 113 | 48543 | No |
| 130 | GOM_NL__2PRFIN20110612_111046_000000443103_00253_48543_3345.N1 | 12-JUN-2011 11:10:46 | Straylight | 43.500 | 45  | Alp Pav   | 1.9400 | 26000. | 87  | 48543 | No |
| 131 | GOM_NL__2PRFIN20110612_112048_000000453103_00253_48543_3346.N1 | 12-JUN-2011 11:20:48 | Twilight   | 44.500 | 25  | 35Lam Sco | 1.6200 | 28000. | 89  | 48543 | No |
| 132 | GOM_NL__2PRFIN20110612_112229_000000743103_00253_48543_3347.N1 | 12-JUN-2011 11:22:29 | Bright     | 74.000 | 57  | 34Sig Sgr | 2.0660 | 26000. | 148 | 48543 | No |
| 133 | GOM_NL__2PRFIN20110612_112729_000000413103_00253_48543_3348.N1 | 12-JUN-2011 11:27:29 | Bright     | 40.500 | 86  | 35Eta Oph | 2.4300 | 10200. | 81  | 48543 | No |
| 134 | GOM_NL__2PRFIN20110612_113415_000000453103_00253_48543_3349.N1 | 12-JUN-2011 11:34:15 | Bright     | 45.000 | 126 | 60Bet Oph | 2.7700 | 4250.0 | 90  | 48543 | No |
| 135 | GOM_NL__2PRFIN20110612_113649_000000443103_00253_48543_3350.N1 | 12-JUN-2011 11:36:49 | Bright     | 44.000 | 59  | 55Alp Oph | 2.0800 | 8900.0 | 88  | 48543 | No |
| 136 | GOM_NL__2PRFIN20110612_113838_000000383103_00253_48543_3351.N1 | 12-JUN-2011 11:38:38 | Bright     | 37.500 | 127 | 27Bet Her | 2.7810 | 4700.0 | 75  | 48543 | No |
| 137 | GOM_NL__2PRFIN20110612_114143_000000413103_00253_48543_3352.N1 | 12-JUN-2011 11:41:43 | Bright     | 41.000 | 133 | 40Zet Her | 2.8070 | 6000.0 | 82  | 48543 | No |
| 138 | GOM_NL__2PRFIN20110612_114838_000000443103_00253_48543_3353.N1 | 12-JUN-2011 11:48:38 | Bright     | 43.500 | 130 | 23Bet Dra | 2.7990 | 5800.0 | 87  | 48543 | No |
| 139 | GOM_NL__2PRFIN20110612_115909_000000493103_00253_48543_3354.N1 | 12-JUN-2011 11:59:09 | Bright     | 49.000 | 89  | 5Alp Cep  | 2.4510 | 8000.0 | 98  | 48543 | No |
| 140 | GOM_NL__2PRFIN20110612_120520_000000443103_00253_48543_3355.N1 | 12-JUN-2011 12:05:20 | Bright     | 44.000 | 74  | 11Bet Cas | 2.2680 | 6600.0 | 88  | 48543 | No |
| 141 | GOM_NL__2PRFIN20110612_121138_000000403103_00253_48543_3356.N1 | 12-JUN-2011 12:11:38 | Bright     | 39.500 | 73  | 57Gam1And | 2.2600 | 13100. | 79  | 48543 | No |
| 142 | GOM_NL__2PRFIN20110612_121357_000000593103_00253_48543_3357.N1 | 12-JUN-2011 12:13:57 | Twilight   | 59.000 | 53  | 43Bet And | 2.0480 | 3300.0 | 118 | 48543 | No |
| 143 | GOM_NL__2PRFIN20110612_121721_000000473103_00253_48543_3358.N1 | 12-JUN-2011 12:17:21 | Twilight   | 47.000 | 50  | 13Alp Ari | 2.0070 | 4250.0 | 94  | 48543 | No |
| 144 | GOM_NL__2PRFIN20110612_123230_000000533103_00253_48543_3359.N1 | 12-JUN-2011 12:32:30 | Dark       | 52.500 | 52  | 16Bet Cet | 2.0370 | 4500.0 | 105 | 48543 | No |
| 145 | GOM_NL__2PRFIN20110612_123851_000000513103_00253_48543_3360.N1 | 12-JUN-2011 12:38:51 | Dark       | 50.500 | 84  | Alp Phe   | 2.3970 | 4500.0 | 101 | 48543 | No |
| 146 | GOM_NL__2PRFIN20110612_124455_000000503103_00254_48544_3375.N1 | 12-JUN-2011 12:44:55 | Dark       | 49.500 | 63  | Bet Gru   | 2.1500 | 2800.0 | 99  | 48544 | No |
| 147 | GOM_NL__2PRFIN20110612_124657_000000473103_00254_48544_3376.N1 | 12-JUN-2011 12:46:57 | Dark       | 46.500 | 31  | Alp Gru   | 1.7340 | 15200. | 93  | 48544 | No |
| 148 | GOM_NL__2PRFIN20110612_124837_000000573103_00254_48544_3377.N1 | 12-JUN-2011 12:48:37 | Straylight | 56.500 | 172 | Gam Gru   | 3.0030 | 13100. | 113 | 48544 | No |
| 149 | GOM_NL__2PRFIN20110612_125101_000000453103_00254_48544_3378.N1 | 12-JUN-2011 12:51:01 | Straylight | 44.500 | 45  | Alp Pav   | 1.9400 | 26000. | 89  | 48544 | No |
| 150 | GOM_NL__2PRFIN20110612_130103_000000463103_00254_48544_3379.N1 | 12-JUN-2011 13:01:03 | Twilight   | 46.000 | 25  | 35Lam Sco | 1.6200 | 28000. | 92  | 48544 | No |
| 151 | GOM_NL__2PRFIN20110612_130244_000000613103_00254_48544_3380.N1 | 12-JUN-2011 13:02:44 | Bright     | 60.500 | 57  | 34Sig Sgr | 2.0660 | 26000. | 121 | 48544 | No |
| 152 | GOM_NL__2PRFIN20110612_130743_000000403103_00254_48544_3381.N1 | 12-JUN-2011 13:07:43 | Bright     | 40.000 | 86  | 35Eta Oph | 2.4300 | 10200. | 80  | 48544 | No |
| 153 | GOM_NL__2PRFIN20110612_131429_000000463103_00254_48544_3382.N1 | 12-JUN-2011 13:14:29 | Bright     | 45.500 | 126 | 60Bet Oph | 2.7700 | 4250.0 | 91  | 48544 | No |
| 154 | GOM_NL__2PRFIN20110612_131702_000000453103_00254_48544_3383.N1 | 12-JUN-2011 13:17:02 | Bright     | 44.500 | 59  | 55Alp Oph | 2.0800 | 8900.0 | 89  | 48544 | No |
| 155 | GOM_NL__2PRFIN20110612_131852_000000403103_00254_48544_3384.N1 | 12-JUN-2011 13:18:52 | Bright     | 40.000 | 127 | 27Bet Her | 2.7810 | 4700.0 | 80  | 48544 | No |
| 156 | GOM_NL__2PRFIN20110612_132157_000000373103_00254_48544_3385.N1 | 12-JUN-2011 13:21:57 | Bright     | 37.000 | 133 | 40Zet Her | 2.8070 | 6000.0 | 74  | 48544 | No |
| 157 | GOM_NL__2PRFIN20110612_132851_000000433103_00254_48544_3386.N1 | 12-JUN-2011 13:28:51 | Bright     | 42.500 | 130 | 23Bet Dra | 2.7990 | 5800.0 | 85  | 48544 | No |
| 158 | GOM_NL__2PRFIN20110612_134534_000000563103_00254_48544_3387.N1 | 12-JUN-2011 13:45:34 | Bright     | 55.500 | 74  | 11Bet Cas | 2.2680 | 6600.0 | 111 | 48544 | No |
| 159 | GOM_NL__2PRFIN20110612_135152_000000393103_00254_48544_3388.N1 | 12-JUN-2011 13:51:52 | Bright     | 39.000 | 73  | 57Gam1And | 2.2600 | 13100. | 78  | 48544 | No |
| 160 | GOM_NL__2PRFIN20110612_135411_000000613103_00254_48544_3389.N1 | 12-JUN-2011 13:54:11 | Twilight   | 60.500 | 53  | 43Bet And | 2.0480 | 3300.0 | 121 | 48544 | No |



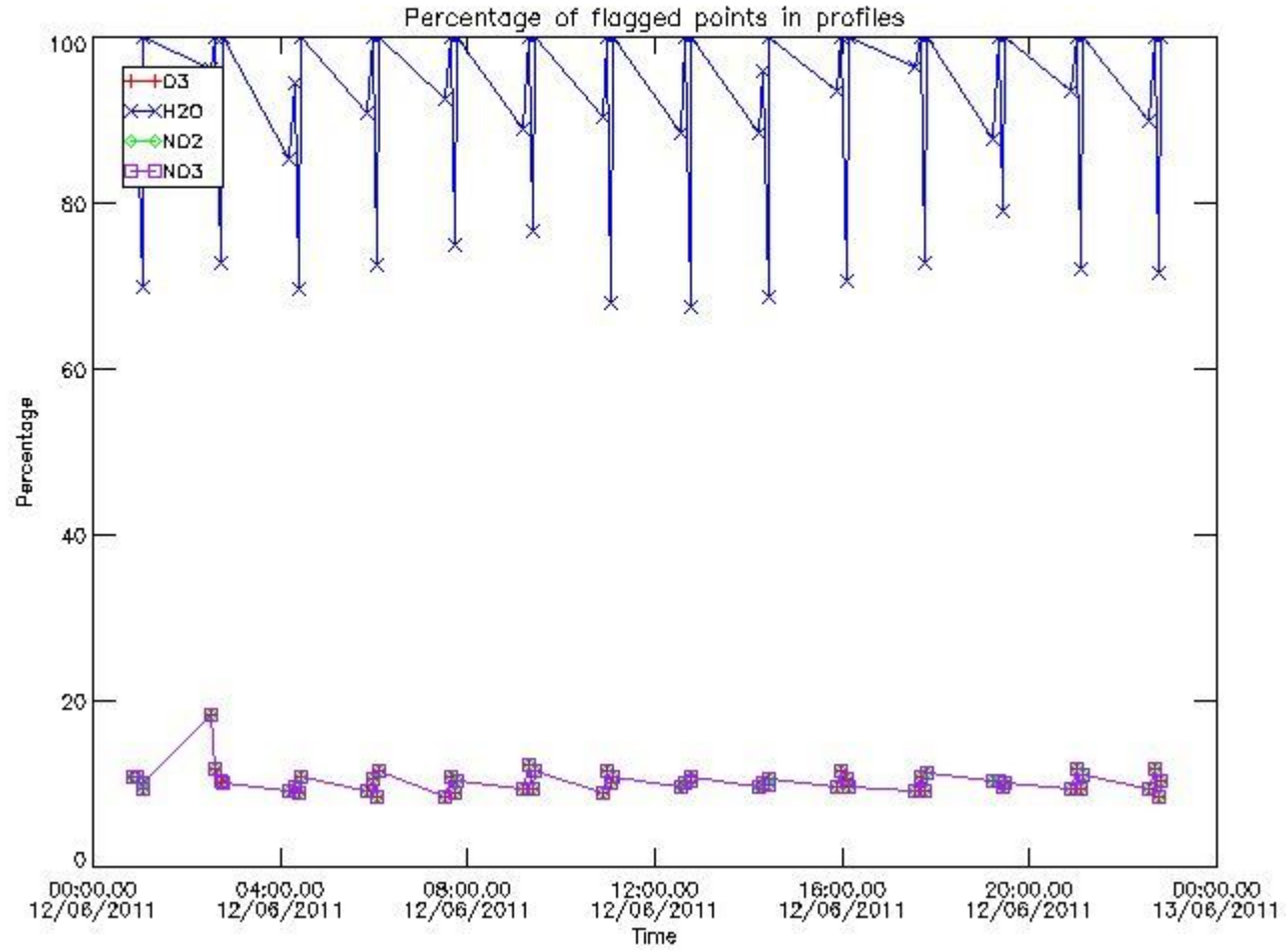
|     |                                                                |                      |              |        |     |           |        |        |     |       |    |
|-----|----------------------------------------------------------------|----------------------|--------------|--------|-----|-----------|--------|--------|-----|-------|----|
| 161 | GOM_NL__2PRFIN20110612_135735_000000453103_00254_48544_3390.N1 | 12-JUN-2011 13:57:35 | Twilight     | 44.500 | 50  | 13Alp Ari | 2.0070 | 4250.0 | 89  | 48544 | No |
| 162 | GOM_NL__2PRFIN20110612_141245_000000533103_00254_48544_3391.N1 | 12-JUN-2011 14:12:45 | Dark         | 52.500 | 52  | 16Bet Cet | 2.0370 | 4500.0 | 105 | 48544 | No |
| 163 | GOM_NL__2PRFIN20110612_141906_000000503103_00254_48544_3392.N1 | 12-JUN-2011 14:19:06 | Dark         | 50.000 | 84  | Alp Phe   | 2.3970 | 4500.0 | 100 | 48544 | No |
| 164 | GOM_NL__2PRFIN20110612_142510_000000523103_00255_48545_3418.N1 | 12-JUN-2011 14:25:10 | Dark         | 51.500 | 63  | Bet Gru   | 2.1500 | 2800.0 | 103 | 48545 | No |
| 165 | GOM_NL__2PRFIN20110612_142712_000000483103_00255_48545_3419.N1 | 12-JUN-2011 14:27:12 | Dark         | 48.000 | 31  | Alp Gru   | 1.7340 | 15200. | 96  | 48545 | No |
| 166 | GOM_NL__2PRFIN20110612_142853_000000593103_00255_48545_3420.N1 | 12-JUN-2011 14:28:53 | Straylight   | 58.500 | 172 | Gam Gru   | 3.0030 | 13100. | 117 | 48545 | No |
| 167 | GOM_NL__2PRFIN20110612_143115_000000473103_00255_48545_3421.N1 | 12-JUN-2011 14:31:15 | Straylight   | 46.500 | 45  | Alp Pav   | 1.9400 | 26000. | 93  | 48545 | No |
| 168 | GOM_NL__2PRFIN20110612_144117_000000433103_00255_48545_3422.N1 | 12-JUN-2011 14:41:17 | Tw_and_stray | 43.000 | 25  | 35Lam Sco | 1.6200 | 28000. | 86  | 48545 | No |
| 169 | GOM_NL__2PRFIN20110612_144258_000000583103_00255_48545_3423.N1 | 12-JUN-2011 14:42:58 | Bright       | 57.500 | 57  | 34Sig Sgr | 2.0660 | 26000. | 115 | 48545 | No |
| 170 | GOM_NL__2PRFIN20110612_144757_000000413103_00255_48545_3424.N1 | 12-JUN-2011 14:47:57 | Bright       | 41.000 | 86  | 35Eta Oph | 2.4300 | 10200. | 82  | 48545 | No |
| 171 | GOM_NL__2PRFIN20110612_145442_000000463103_00255_48545_3425.N1 | 12-JUN-2011 14:54:42 | Bright       | 45.500 | 126 | 60Bet Oph | 2.7700 | 4250.0 | 91  | 48545 | No |
| 172 | GOM_NL__2PRFIN20110612_145716_000000443103_00255_48545_3426.N1 | 12-JUN-2011 14:57:16 | Bright       | 43.500 | 59  | 55Alp Oph | 2.0800 | 8900.0 | 87  | 48545 | No |
| 173 | GOM_NL__2PRFIN20110612_145906_000000383103_00255_48545_3427.N1 | 12-JUN-2011 14:59:06 | Bright       | 37.500 | 127 | 27Bet Her | 2.7810 | 4700.0 | 75  | 48545 | No |
| 174 | GOM_NL__2PRFIN20110612_150211_000000403103_00255_48545_3428.N1 | 12-JUN-2011 15:02:11 | Bright       | 39.500 | 133 | 40Zet Her | 2.8070 | 6000.0 | 79  | 48545 | No |
| 175 | GOM_NL__2PRFIN20110612_150905_000000433103_00255_48545_3429.N1 | 12-JUN-2011 15:09:05 | Bright       | 42.500 | 130 | 23Bet Dra | 2.7990 | 5800.0 | 85  | 48545 | No |
| 176 | GOM_NL__2PRFIN20110612_152548_000000443103_00255_48545_3430.N1 | 12-JUN-2011 15:25:48 | Bright       | 44.000 | 74  | 11Bet Cas | 2.2680 | 6600.0 | 88  | 48545 | No |
| 177 | GOM_NL__2PRFIN20110612_153206_000000383103_00255_48545_3431.N1 | 12-JUN-2011 15:32:06 | Bright       | 38.000 | 73  | 57Gam1And | 2.2600 | 13100. | 76  | 48545 | No |
| 178 | GOM_NL__2PRFIN20110612_153425_000000543103_00255_48545_3432.N1 | 12-JUN-2011 15:34:25 | Tw_and_stray | 54.000 | 53  | 43Bet And | 2.0480 | 3300.0 | 108 | 48545 | No |
| 179 | GOM_NL__2PRFIN20110612_153749_000000463103_00255_48545_3433.N1 | 12-JUN-2011 15:37:49 | Twilight     | 46.000 | 50  | 13Alp Ari | 2.0070 | 4250.0 | 92  | 48545 | No |
| 180 | GOM_NL__2PRFIN20110612_155300_000000543103_00255_48545_3434.N1 | 12-JUN-2011 15:53:00 | Dark         | 53.500 | 52  | 16Bet Cet | 2.0370 | 4500.0 | 107 | 48545 | No |
| 181 | GOM_NL__2PRFIN20110612_155920_000000453103_00255_48545_3435.N1 | 12-JUN-2011 15:59:20 | Dark         | 44.500 | 84  | Alp Phe   | 2.3970 | 4500.0 | 89  | 48545 | No |
| 182 | GOM_NL__2PRFIN20110612_160525_000000483103_00256_48546_3464.N1 | 12-JUN-2011 16:05:25 | Dark         | 48.000 | 63  | Bet Gru   | 2.1500 | 2800.0 | 96  | 48546 | No |
| 183 | GOM_NL__2PRFIN20110612_160727_000000533103_00256_48546_3465.N1 | 12-JUN-2011 16:07:27 | Dark         | 53.000 | 31  | Alp Gru   | 1.7340 | 15200. | 106 | 48546 | No |
| 184 | GOM_NL__2PRFIN20110612_160908_000000583103_00256_48546_3466.N1 | 12-JUN-2011 16:09:08 | Straylight   | 57.500 | 172 | Gam Gru   | 3.0030 | 13100. | 115 | 48546 | No |
| 185 | GOM_NL__2PRFIN20110612_161130_000000423103_00256_48546_3467.N1 | 12-JUN-2011 16:11:30 | Straylight   | 41.500 | 45  | Alp Pav   | 1.9400 | 26000. | 83  | 48546 | No |
| 186 | GOM_NL__2PRFIN20110612_162131_000000443103_00256_48546_3468.N1 | 12-JUN-2011 16:21:31 | Tw_and_stray | 44.000 | 25  | 35Lam Sco | 1.6200 | 28000. | 88  | 48546 | No |
| 187 | GOM_NL__2PRFIN20110612_162313_000000673103_00256_48546_3469.N1 | 12-JUN-2011 16:23:13 | Bright       | 67.000 | 57  | 34Sig Sgr | 2.0660 | 26000. | 134 | 48546 | No |
| 188 | GOM_NL__2PRFIN20110612_162812_000000413103_00256_48546_3470.N1 | 12-JUN-2011 16:28:12 | Bright       | 40.500 | 86  | 35Eta Oph | 2.4300 | 10200. | 81  | 48546 | No |
| 189 | GOM_NL__2PRFIN20110612_163456_000000673103_00256_48546_3471.N1 | 12-JUN-2011 16:34:56 | Bright       | 66.500 | 126 | 60Bet Oph | 2.7700 | 4250.0 | 133 | 48546 | No |
| 190 | GOM_NL__2PRFIN20110612_163729_000000463103_00256_48546_3472.N1 | 12-JUN-2011 16:37:29 | Bright       | 45.500 | 59  | 55Alp Oph | 2.0800 | 8900.0 | 91  | 48546 | No |
| 191 | GOM_NL__2PRFIN20110612_163920_000000383103_00256_48546_3473.N1 | 12-JUN-2011 16:39:20 | Bright       | 37.500 | 127 | 27Bet Her | 2.7810 | 4700.0 | 75  | 48546 | No |
| 192 | GOM_NL__2PRFIN20110612_164225_000000393103_00256_48546_3474.N1 | 12-JUN-2011 16:42:25 | Bright       | 39.000 | 133 | 40Zet Her | 2.8070 | 6000.0 | 78  | 48546 | No |
| 193 | GOM_NL__2PRFIN20110612_164919_000000433103_00256_48546_3475.N1 | 12-JUN-2011 16:49:19 | Bright       | 42.500 | 130 | 23Bet Dra | 2.7990 | 5800.0 | 85  | 48546 | No |
| 194 | GOM_NL__2PRFIN20110612_165043_000000373103_00256_48546_3476.N1 | 12-JUN-2011 16:50:43 | Bright       | 36.500 | 119 | 14Eta Dra | 2.7270 | 4700.0 | 73  | 48546 | No |
| 195 | GOM_NL__2PRFIN20110612_165949_000000503103_00256_48546_3477.N1 | 12-JUN-2011 16:59:49 | Bright       | 49.500 | 89  | 5Alp Cep  | 2.4510 | 8000.0 | 99  | 48546 | No |
| 196 | GOM_NL__2PRFIN20110612_170602_000000643103_00256_48546_3478.N1 | 12-JUN-2011 17:06:02 | Bright       | 64.000 | 74  | 11Bet Cas | 2.2680 | 6600.0 | 128 | 48546 | No |
| 197 | GOM_NL__2PRFIN20110612_171220_000000563103_00256_48546_3479.N1 | 12-JUN-2011 17:12:20 | Bright       | 56.000 | 73  | 57Gam1And | 2.2600 | 13100. | 112 | 48546 | No |
| 198 | GOM_NL__2PRFIN20110612_171439_000000513103_00256_48546_3480.N1 | 12-JUN-2011 17:14:39 | Tw_and_stray | 50.500 | 53  | 43Bet And | 2.0480 | 3300.0 | 101 | 48546 | No |
| 199 | GOM_NL__2PRFIN20110612_171804_000000463103_00256_48546_3481.N1 | 12-JUN-2011 17:18:04 | Twilight     | 46.000 | 50  | 13Alp Ari | 2.0070 | 4250.0 | 92  | 48546 | No |
| 200 | GOM_NL__2PRFIN20110612_173315_000000553103_00256_48546_3482.N1 | 12-JUN-2011 17:33:15 | Dark         | 55.000 | 52  | 16Bet Cet | 2.0370 | 4500.0 | 110 | 48546 | No |
| 201 | GOM_NL__2PRFIN20110612_173935_000000473103_00256_48546_3483.N1 | 12-JUN-2011 17:39:35 | Dark         | 47.000 | 84  | Alp Phe   | 2.3970 | 4500.0 | 94  | 48546 | No |
| 202 | GOM_NL__2PRFIN20110612_174540_000000563103_00257_48547_3493.N1 | 12-JUN-2011 17:45:40 | Dark         | 55.500 | 63  | Bet Gru   | 2.1500 | 2800.0 | 111 | 48547 | No |
| 203 | GOM_NL__2PRFIN20110612_174742_000000493103_00257_48547_3494.N1 | 12-JUN-2011 17:47:42 | Dark         | 49.000 | 31  | Alp Gru   | 1.7340 | 15200. | 98  | 48547 | No |
| 204 | GOM_NL__2PRFIN20110612_174923_000000573103_00257_48547_3495.N1 | 12-JUN-2011 17:49:23 | Straylight   | 57.000 | 172 | Gam Gru   | 3.0030 | 13100. | 114 | 48547 | No |
| 205 | GOM_NL__2PRFIN20110612_175145_000000413103_00257_48547_3496.N1 | 12-JUN-2011 17:51:45 | Straylight   | 40.500 | 45  | Alp Pav   | 1.9400 | 26000. | 81  | 48547 | No |
| 206 | GOM_NL__2PRFIN20110612_180146_000000473103_00257_48547_3497.N1 | 12-JUN-2011 18:01:46 | Tw_and_stray | 46.500 | 25  | 35Lam Sco | 1.6200 | 28000. | 93  | 48547 | No |
| 207 | GOM_NL__2PRFIN20110612_180327_000000623103_00257_48547_3498.N1 | 12-JUN-2011 18:03:27 | Bright       | 62.000 | 57  | 34Sig Sgr | 2.0660 | 26000. | 124 | 48547 | No |
| 208 | GOM_NL__2PRFIN20110612_180826_000000413103_00257_48547_3499.N1 | 12-JUN-2011 18:08:26 | Bright       | 40.500 | 86  | 35Eta Oph | 2.4300 | 10200. | 81  | 48547 | No |
| 209 | GOM_NL__2PRFIN20110612_181510_000000463103_00257_48547_3500.N1 | 12-JUN-2011 18:15:10 | Bright       | 45.500 | 126 | 60Bet Oph | 2.7700 | 4250.0 | 91  | 48547 | No |
| 210 | GOM_NL__2PRFIN20110612_181743_000000453103_00257_48547_3501.N1 | 12-JUN-2011 18:17:43 | Bright       | 45.000 | 59  | 55Alp Oph | 2.0800 | 8900.0 | 90  | 48547 | No |
| 211 | GOM_NL__2PRFIN20110612_181934_000000403103_00257_48547_3502.N1 | 12-JUN-2011 18:19:34 | Bright       | 39.500 | 127 | 27Bet Her | 2.7810 | 4700.0 | 79  | 48547 | No |
| 212 | GOM_NL__2PRFIN20110612_182238_000000403103_00257_48547_3503.N1 | 12-JUN-2011 18:22:38 | Bright       | 39.500 | 133 | 40Zet Her | 2.8070 | 6000.0 | 79  | 48547 | No |
| 213 | GOM_NL__2PRFIN20110612_182932_000000413103_00257_48547_3504.N1 | 12-JUN-2011 18:29:32 | Bright       | 41.000 | 130 | 23Bet Dra | 2.7990 | 5800.0 | 82  | 48547 | No |
| 214 | GOM_NL__2PRFIN20110612_183057_000000383103_00257_48547_3505.N1 | 12-JUN-2011 18:30:57 | Bright       | 38.000 | 119 | 14Eta Dra | 2.7270 | 4700.0 | 76  | 48547 | No |
| 215 | GOM_NL__2PRFIN20110612_184002_000000473103_00257_48547_3506.N1 | 12-JUN-2011 18:40:02 | Bright       | 47.000 | 89  | 5Alp Cep  | 2.4510 | 8000.0 | 94  | 48547 | No |
| 216 | GOM_NL__2PRFIN20110612_184615_000000583103_00257_48547_3507.N1 | 12-JUN-2011 18:46:15 | Bright       | 58.000 | 74  | 11Bet Cas | 2.2680 | 6600.0 | 116 | 48547 | No |
| 217 | GOM_NL__2PRFIN20110612_185234_000000563103_00257_48547_3508.N1 | 12-JUN-2011 18:52:34 | Bright       | 56.000 | 73  | 57Gam1And | 2.2600 | 13100. | 112 | 48547 | No |
| 218 | GOM_NL__2PRFIN20110612_185453_000000553103_00257_48547_3509.N1 | 12-JUN-2011 18:54:53 | Tw_and_stray | 55.000 | 53  | 43Bet And | 2.0480 | 3300.0 | 110 | 48547 | No |
| 219 | GOM_NL__2PRFIN20110612_185818_000000453103_00257_48547_3510.N1 | 12-JUN-2011 18:58:18 | Twilight     | 45.000 | 50  | 13Alp Ari | 2.0070 | 4250.0 | 90  | 48547 | No |

|     |                                                               |                      |               |        |     |           |        |        |     |       |    |
|-----|---------------------------------------------------------------|----------------------|---------------|--------|-----|-----------|--------|--------|-----|-------|----|
| 220 | GOM_NL__2PRFIN20110612_191330_00000543103_00257_48547_3511.N1 | 12-JUN-2011 19:13:30 | Dark          | 53.500 | 52  | 16Bet Cet | 2.0370 | 4500.0 | 107 | 48547 | No |
| 221 | GOM_NL__2PRFIN20110612_191950_00000493103_00257_48547_3512.N1 | 12-JUN-2011 19:19:50 | Dark          | 49.000 | 84  | Alp Phe   | 2.3970 | 4500.0 | 98  | 48547 | No |
| 222 | GOM_NL__2PRFIN20110612_192555_00000583103_00258_48548_3522.N1 | 12-JUN-2011 19:25:55 | Dark          | 58.000 | 63  | Bet Gru   | 2.1500 | 2800.0 | 116 | 48548 | No |
| 223 | GOM_NL__2PRFIN20110612_192757_00000503103_00258_48548_3523.N1 | 12-JUN-2011 19:27:57 | Dark          | 50.000 | 31  | Alp Gru   | 1.7340 | 15200. | 100 | 48548 | No |
| 224 | GOM_NL__2PRFIN20110612_192939_00000553103_00258_48548_3524.N1 | 12-JUN-2011 19:29:39 | Straylight    | 54.500 | 172 | Gam Gru   | 3.0030 | 13100. | 109 | 48548 | No |
| 225 | GOM_NL__2PRFIN20110612_193159_00000443103_00258_48548_3525.N1 | 12-JUN-2011 19:31:59 | Straylight    | 43.500 | 45  | Alp Pav   | 1.9400 | 26000. | 87  | 48548 | No |
| 226 | GOM_NL__2PRFIN20110612_194200_00000453103_00258_48548_3526.N1 | 12-JUN-2011 19:42:00 | Twi_and_stray | 44.500 | 25  | 35Lam Sco | 1.6200 | 28000. | 89  | 48548 | No |
| 227 | GOM_NL__2PRFIN20110612_194341_00000563103_00258_48548_3527.N1 | 12-JUN-2011 19:43:41 | Bright        | 56.000 | 57  | 34Sig Sgr | 2.0660 | 26000. | 112 | 48548 | No |
| 228 | GOM_NL__2PRFIN20110612_194840_00000423103_00258_48548_3528.N1 | 12-JUN-2011 19:48:40 | Bright        | 41.500 | 86  | 35Eta Oph | 2.4300 | 10200. | 83  | 48548 | No |
| 229 | GOM_NL__2PRFIN20110612_195524_00000463103_00258_48548_3529.N1 | 12-JUN-2011 19:55:24 | Bright        | 45.500 | 126 | 60Bet Oph | 2.7700 | 4250.0 | 91  | 48548 | No |
| 230 | GOM_NL__2PRFIN20110612_195757_00000473103_00258_48548_3530.N1 | 12-JUN-2011 19:57:57 | Bright        | 47.000 | 59  | 55Alp Oph | 2.0800 | 8900.0 | 94  | 48548 | No |
| 231 | GOM_NL__2PRFIN20110612_195948_00000403103_00258_48548_3531.N1 | 12-JUN-2011 19:59:48 | Bright        | 39.500 | 127 | 27Bet Her | 2.7810 | 4700.0 | 79  | 48548 | No |
| 232 | GOM_NL__2PRFIN20110612_200252_00000403103_00258_48548_3532.N1 | 12-JUN-2011 20:02:52 | Bright        | 39.500 | 133 | 40Zet Her | 2.8070 | 6000.0 | 79  | 48548 | No |
| 233 | GOM_NL__2PRFIN20110612_200946_00000443103_00258_48548_3533.N1 | 12-JUN-2011 20:09:46 | Bright        | 43.500 | 130 | 23Bet Dra | 2.7990 | 5800.0 | 87  | 48548 | No |
| 234 | GOM_NL__2PRFIN20110612_201111_00000393103_00258_48548_3534.N1 | 12-JUN-2011 20:11:11 | Bright        | 38.500 | 119 | 14Eta Dra | 2.7270 | 4700.0 | 77  | 48548 | No |
| 235 | GOM_NL__2PRFIN20110612_202016_00000493103_00258_48548_3535.N1 | 12-JUN-2011 20:20:16 | Bright        | 48.500 | 89  | 5Alp Cep  | 2.4510 | 8000.0 | 97  | 48548 | No |
| 236 | GOM_NL__2PRFIN20110612_202629_00000573103_00258_48548_3536.N1 | 12-JUN-2011 20:26:29 | Bright        | 56.500 | 74  | 11Bet Cas | 2.2680 | 6600.0 | 113 | 48548 | No |
| 237 | GOM_NL__2PRFIN20110612_203248_00000393103_00258_48548_3537.N1 | 12-JUN-2011 20:32:48 | Bright        | 38.500 | 73  | 57Gam1And | 2.2600 | 13100. | 77  | 48548 | No |
| 238 | GOM_NL__2PRFIN20110612_203507_00000533103_00258_48548_3538.N1 | 12-JUN-2011 20:35:07 | Twi_and_stray | 53.000 | 53  | 43Bet And | 2.0480 | 3300.0 | 106 | 48548 | No |
| 239 | GOM_NL__2PRFIN20110612_203832_00000503103_00258_48548_3539.N1 | 12-JUN-2011 20:38:32 | Twilight      | 49.500 | 50  | 13Alp Ari | 2.0070 | 4250.0 | 99  | 48548 | No |
| 240 | GOM_NL__2PRFIN20110612_205345_00000543103_00258_48548_3540.N1 | 12-JUN-2011 20:53:45 | Dark          | 54.000 | 52  | 16Bet Cet | 2.0370 | 4500.0 | 108 | 48548 | No |
| 241 | GOM_NL__2PRFIN20110612_210005_00000523103_00258_48548_3541.N1 | 12-JUN-2011 21:00:05 | Dark          | 52.000 | 84  | Alp Phe   | 2.3970 | 4500.0 | 104 | 48548 | No |
| 242 | GOM_NL__2PRFIN20110612_210610_00000543103_00259_48549_3555.N1 | 12-JUN-2011 21:06:10 | Dark          | 54.000 | 63  | Bet Gru   | 2.1500 | 2800.0 | 108 | 48549 | No |
| 243 | GOM_NL__2PRFIN20110612_210812_00000513103_00259_48549_3556.N1 | 12-JUN-2011 21:08:12 | Dark          | 51.000 | 31  | Alp Gru   | 1.7340 | 15200. | 102 | 48549 | No |
| 244 | GOM_NL__2PRFIN20110612_210954_00000573103_00259_48549_3557.N1 | 12-JUN-2011 21:09:54 | Straylight    | 57.000 | 172 | Gam Gru   | 3.0030 | 13100. | 114 | 48549 | No |
| 245 | GOM_NL__2PRFIN20110612_211214_00000423103_00259_48549_3558.N1 | 12-JUN-2011 21:12:14 | Straylight    | 41.500 | 45  | Alp Pav   | 1.9400 | 26000. | 83  | 48549 | No |
| 246 | GOM_NL__2PRFIN20110612_212214_00000443103_00259_48549_3559.N1 | 12-JUN-2011 21:22:14 | Twi_and_stray | 44.000 | 25  | 35Lam Sco | 1.6200 | 28000. | 88  | 48549 | No |
| 247 | GOM_NL__2PRFIN20110612_212356_00000583103_00259_48549_3560.N1 | 12-JUN-2011 21:23:56 | Bright        | 58.000 | 57  | 34Sig Sgr | 2.0660 | 26000. | 116 | 48549 | No |
| 248 | GOM_NL__2PRFIN20110612_212854_00000413103_00259_48549_3561.N1 | 12-JUN-2011 21:28:54 | Bright        | 40.500 | 86  | 35Eta Oph | 2.4300 | 10200. | 81  | 48549 | No |
| 249 | GOM_NL__2PRFIN20110612_213537_00000463103_00259_48549_3562.N1 | 12-JUN-2011 21:35:37 | Bright        | 45.500 | 126 | 60Bet Oph | 2.7700 | 4250.0 | 91  | 48549 | No |
| 250 | GOM_NL__2PRFIN20110612_213810_00000483103_00259_48549_3563.N1 | 12-JUN-2011 21:38:10 | Bright        | 47.500 | 59  | 55Alp Oph | 2.0800 | 8900.0 | 95  | 48549 | No |
| 251 | GOM_NL__2PRFIN20110612_214002_00000403103_00259_48549_3564.N1 | 12-JUN-2011 21:40:02 | Bright        | 39.500 | 127 | 27Bet Her | 2.7810 | 4700.0 | 79  | 48549 | No |
| 252 | GOM_NL__2PRFIN20110612_214306_00000403103_00259_48549_3565.N1 | 12-JUN-2011 21:43:06 | Bright        | 39.500 | 133 | 40Zet Her | 2.8070 | 6000.0 | 79  | 48549 | No |
| 253 | GOM_NL__2PRFIN20110612_214959_00000423103_00259_48549_3566.N1 | 12-JUN-2011 21:49:59 | Bright        | 42.000 | 130 | 23Bet Dra | 2.7990 | 5800.0 | 84  | 48549 | No |
| 254 | GOM_NL__2PRFIN20110612_215124_00000403103_00259_48549_3567.N1 | 12-JUN-2011 21:51:24 | Bright        | 39.500 | 119 | 14Eta Dra | 2.7270 | 4700.0 | 79  | 48549 | No |
| 255 | GOM_NL__2PRFIN20110612_220029_00000483103_00259_48549_3568.N1 | 12-JUN-2011 22:00:29 | Bright        | 48.000 | 89  | 5Alp Cep  | 2.4510 | 8000.0 | 96  | 48549 | No |
| 256 | GOM_NL__2PRFIN20110612_220642_00000643103_00259_48549_3569.N1 | 12-JUN-2011 22:06:42 | Bright        | 64.000 | 74  | 11Bet Cas | 2.2680 | 6600.0 | 128 | 48549 | No |
| 257 | GOM_NL__2PRFIN20110612_221302_00000473103_00259_48549_3570.N1 | 12-JUN-2011 22:13:02 | Bright        | 47.000 | 73  | 57Gam1And | 2.2600 | 13100. | 94  | 48549 | No |
| 258 | GOM_NL__2PRFIN20110612_221521_00000543103_00259_48549_3571.N1 | 12-JUN-2011 22:15:21 | Twi_and_stray | 54.000 | 53  | 43Bet And | 2.0480 | 3300.0 | 108 | 48549 | No |
| 259 | GOM_NL__2PRFIN20110612_221846_00000543103_00259_48549_3572.N1 | 12-JUN-2011 22:18:46 | Twilight      | 53.500 | 50  | 13Alp Ari | 2.0070 | 4250.0 | 107 | 48549 | No |
| 260 | GOM_NL__2PRFIN20110612_223400_00000553103_00259_48549_3573.N1 | 12-JUN-2011 22:34:00 | Dark          | 54.500 | 52  | 16Bet Cet | 2.0370 | 4500.0 | 109 | 48549 | No |
| 261 | GOM_NL__2PRFIN20110612_224019_00000443103_00259_48549_3574.N1 | 12-JUN-2011 22:40:19 | Dark          | 43.500 | 84  | Alp Phe   | 2.3970 | 4500.0 | 87  | 48549 | No |
| 262 | GOM_NL__2PRFIN20110612_224625_00000663103_00260_48550_3568.N1 | 12-JUN-2011 22:46:25 | Dark          | 65.500 | 63  | Bet Gru   | 2.1500 | 2800.0 | 131 | 48550 | No |
| 263 | GOM_NL__2PRFIN20110612_224827_00000503103_00260_48550_3569.N1 | 12-JUN-2011 22:48:27 | Dark          | 49.500 | 31  | Alp Gru   | 1.7340 | 15200. | 99  | 48550 | No |
| 264 | GOM_NL__2PRFIN20110612_225009_00000573103_00260_48550_3570.N1 | 12-JUN-2011 22:50:09 | Straylight    | 57.000 | 172 | Gam Gru   | 3.0030 | 13100. | 114 | 48550 | No |
| 265 | GOM_NL__2PRFIN20110612_225228_00000423103_00260_48550_3571.N1 | 12-JUN-2011 22:52:28 | Straylight    | 41.500 | 45  | Alp Pav   | 1.9400 | 26000. | 83  | 48550 | No |
| 266 | GOM_NL__2PRFIN20110612_230228_00000453103_00260_48550_3572.N1 | 12-JUN-2011 23:02:28 | Twi_and_stray | 45.000 | 25  | 35Lam Sco | 1.6200 | 28000. | 90  | 48550 | No |
| 267 | GOM_NL__2PRFIN20110612_230410_00000603103_00260_48550_3573.N1 | 12-JUN-2011 23:04:10 | Bright        | 59.500 | 57  | 34Sig Sgr | 2.0660 | 26000. | 119 | 48550 | No |
| 268 | GOM_NL__2PRFIN20110612_230908_00000413103_00260_48550_3574.N1 | 12-JUN-2011 23:09:08 | Bright        | 40.500 | 86  | 35Eta Oph | 2.4300 | 10200. | 81  | 48550 | No |
| 269 | GOM_NL__2PRFIN20110612_231551_00000463103_00260_48550_3575.N1 | 12-JUN-2011 23:15:51 | Bright        | 46.000 | 126 | 60Bet Oph | 2.7700 | 4250.0 | 92  | 48550 | No |
| 270 | GOM_NL__2PRFIN20110612_231824_00000473103_00260_48550_3576.N1 | 12-JUN-2011 23:18:24 | Bright        | 46.500 | 59  | 55Alp Oph | 2.0800 | 8900.0 | 93  | 48550 | No |
| 271 | GOM_NL__2PRFIN20110612_232015_00000403103_00260_48550_3577.N1 | 12-JUN-2011 23:20:15 | Bright        | 40.000 | 127 | 27Bet Her | 2.7810 | 4700.0 | 80  | 48550 | No |
| 272 | GOM_NL__2PRFIN20110612_232320_00000393103_00260_48550_3578.N1 | 12-JUN-2011 23:23:20 | Bright        | 39.000 | 133 | 40Zet Her | 2.8070 | 6000.0 | 78  | 48550 | No |
| 273 | GOM_NL__2PRFIN20110612_233013_00000423103_00260_48550_3579.N1 | 12-JUN-2011 23:30:13 | Bright        | 41.500 | 130 | 23Bet Dra | 2.7990 | 5800.0 | 83  | 48550 | No |
| 274 | GOM_NL__2PRFIN20110612_233138_00000373103_00260_48550_3580.N1 | 12-JUN-2011 23:31:38 | Bright        | 37.000 | 119 | 14Eta Dra | 2.7270 | 4700.0 | 74  | 48550 | No |
| 275 | GOM_NL__2PRFIN20110612_234042_00000483103_00260_48550_3581.N1 | 12-JUN-2011 23:40:42 | Bright        | 48.000 | 89  | 5Alp Cep  | 2.4510 | 8000.0 | 96  | 48550 | No |
| 276 | GOM_NL__2PRFIN20110612_234656_00000523103_00260_48550_3582.N1 | 12-JUN-2011 23:46:56 | Bright        | 52.000 | 74  | 11Bet Cas | 2.2680 | 6600.0 | 104 | 48550 | No |
| 277 | GOM_NL__2PRFIN20110612_235316_00000423103_00260_48550_3583.N1 | 12-JUN-2011 23:53:16 | Bright        | 41.500 | 73  | 57Gam1And | 2.2600 | 13100. | 83  | 48550 | No |
| 278 | GOM_NL__2PRFIN20110612_235535_00000523103_00260_48550_3584.N1 | 12-JUN-2011 23:55:35 | Twi_and_stray | 51.500 | 53  | 43Bet And | 2.0480 | 3300.0 | 103 | 48550 | No |

### 3. Quality information per product

In this section it is plotted some information contained in the Quality Summary data set of the level 2 products. Only products in dark limb conditions and without errors (error flag in the MPH set to "0") are used.

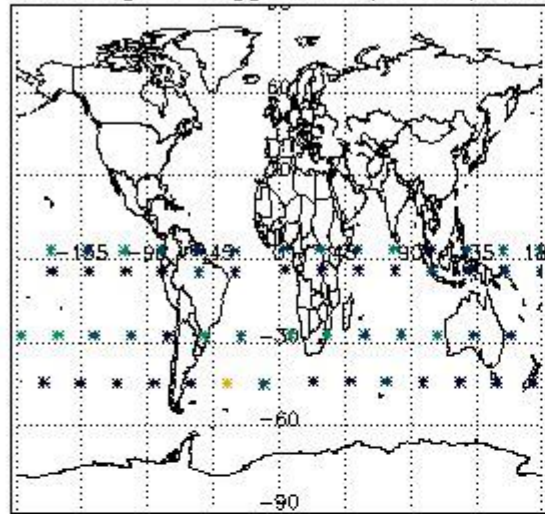
#### 3.1 Plot quality information per product (time dependant)



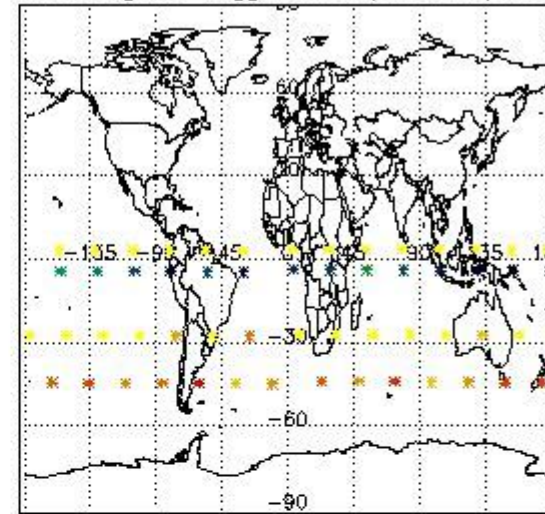
#### 3.2 Plot quality information per product (world map)



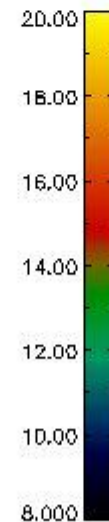
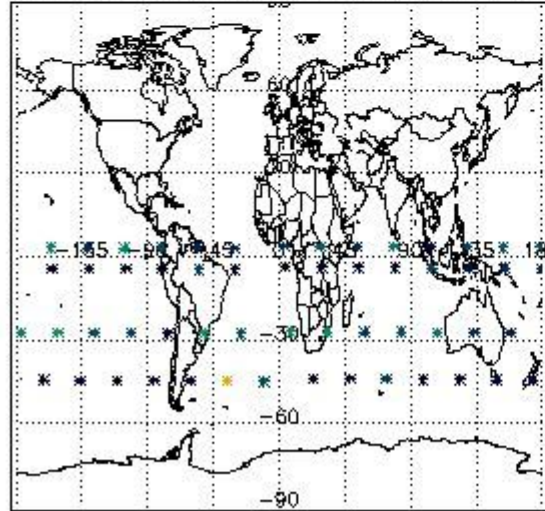
Percentage of flagged data per O3 profile



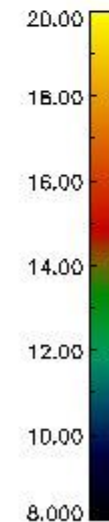
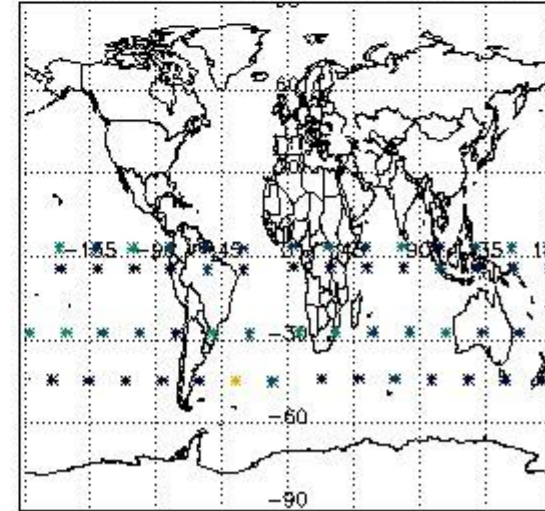
Percentage of flagged data per H2O profile



Percentage of flagged data per NO2 profile



Percentage of flagged data per NO3 profile

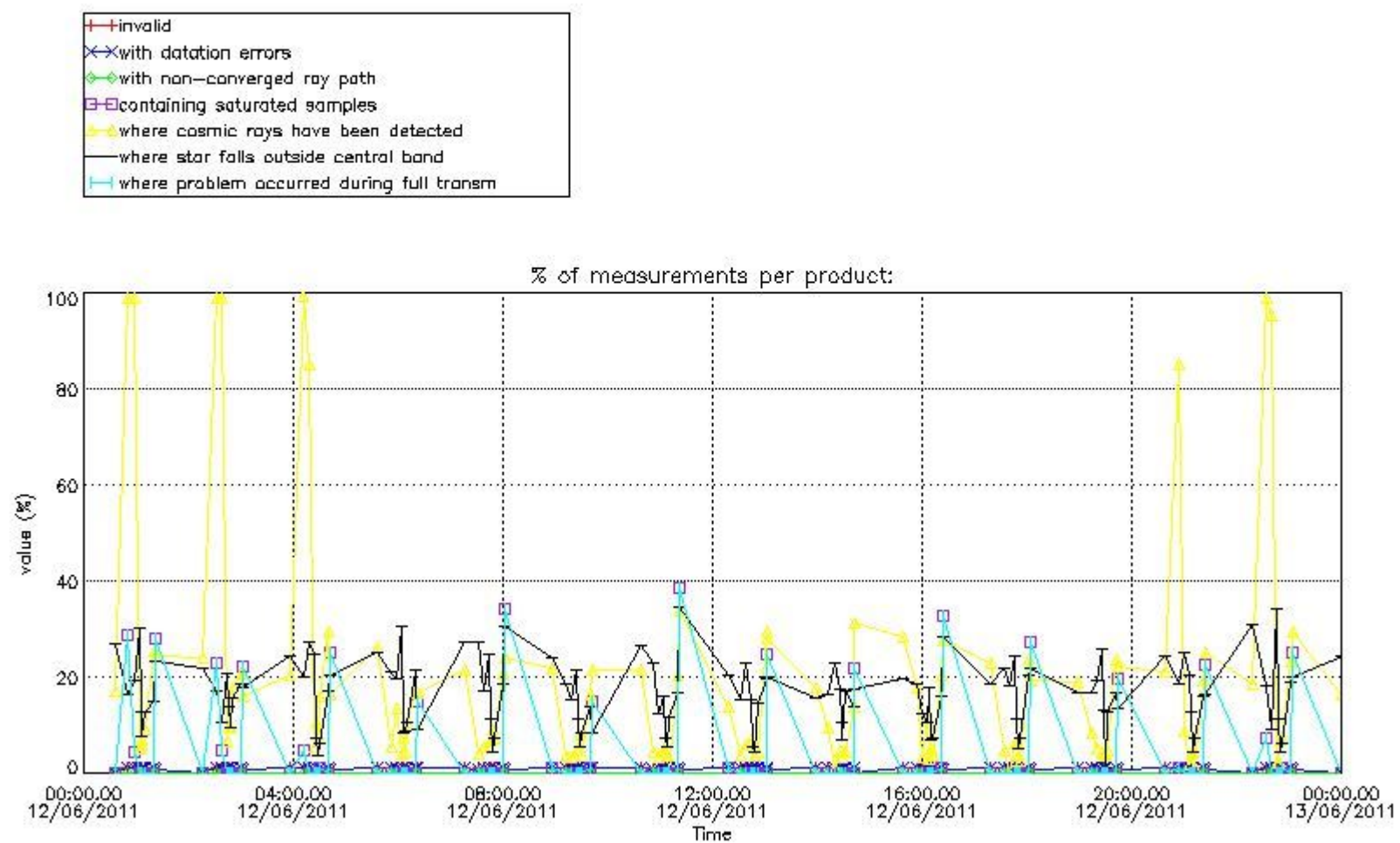


#### 4. Level 1 quality information per product

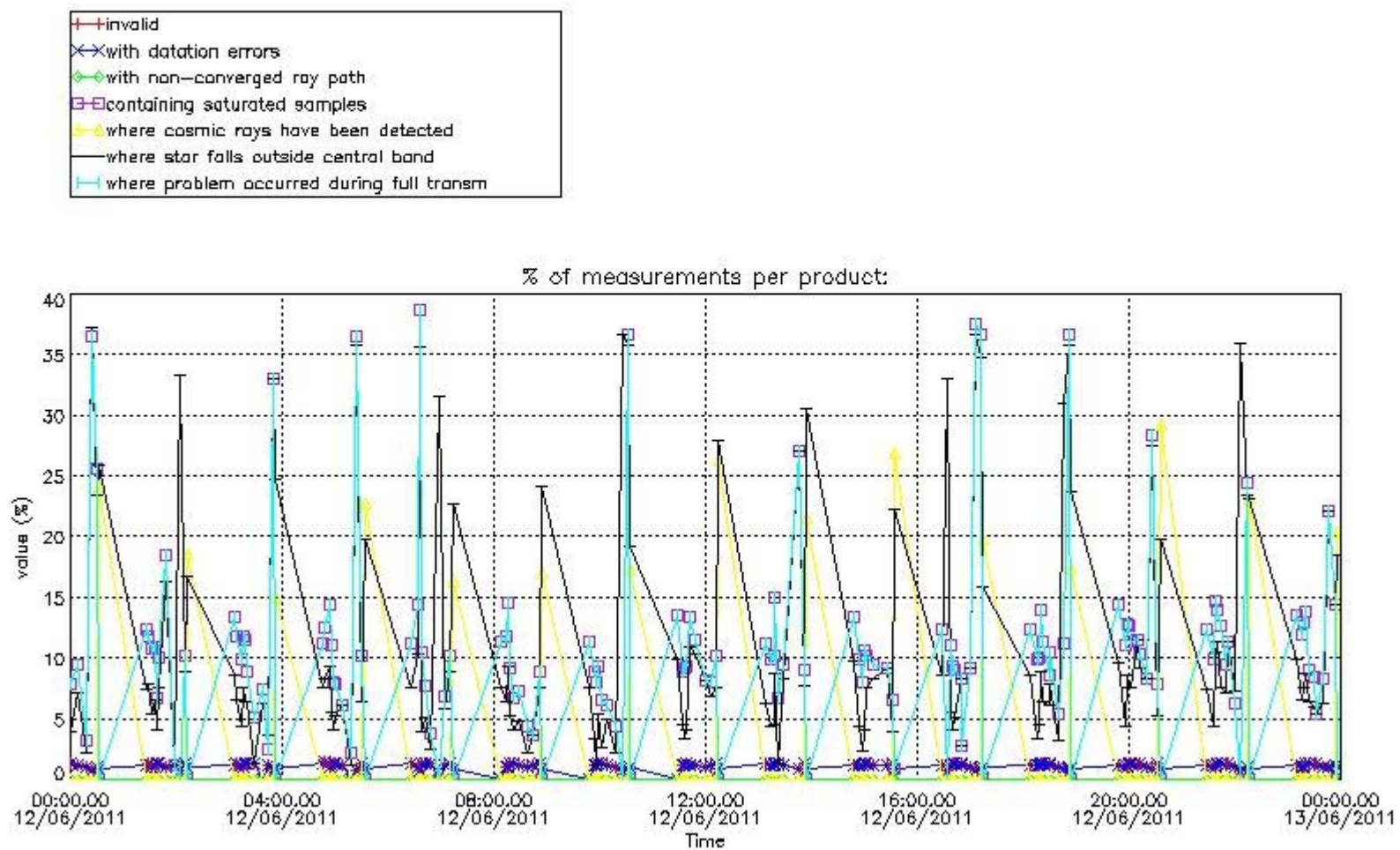
In this section it is plotted some information contained in the Quality Summary data set of the level 2 products that comes from the level 1b processing. Products without errors (error flag in the MPH set to "0") are used.

##### 4.1 Plot quality information per product (time dependant) coming from level 1b processing

###### 4.1.1 Plot level 1 quality information per product (time dependant): ENVISAT ASCENDING passes



4.1.2 Plot level 1 quality information per product (time dependant): ENVI-SAT DESCENDING passes

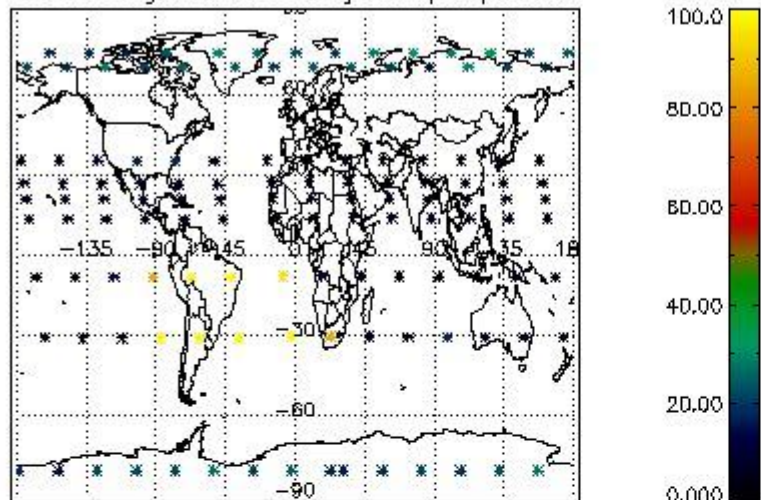


4.2 Plot quality information per product coming from level 1b processing (world map)

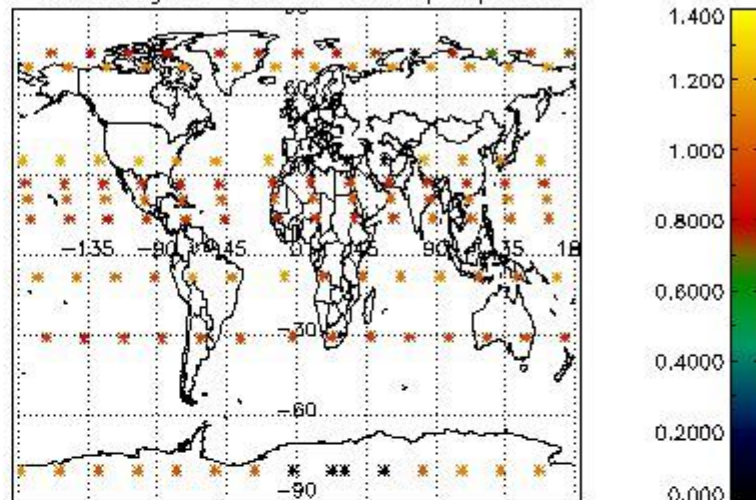
4.2.1 Plot level 1 quality information per product (world map): ENVISAT ASCENDING passes



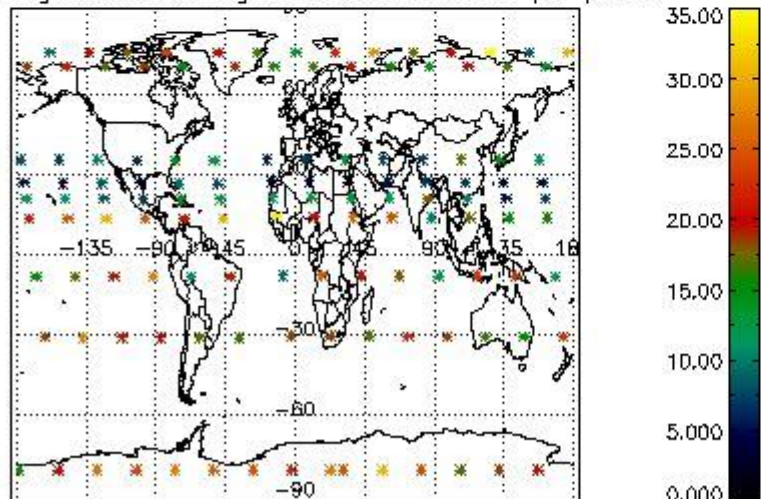
Percentage of cosmic ray hits per profile



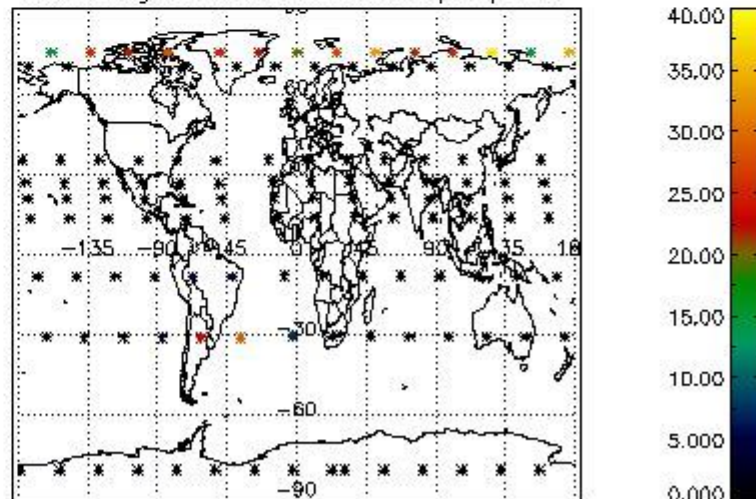
Percentage of datation errors per profile



Percentage of star falling outside central band per profile

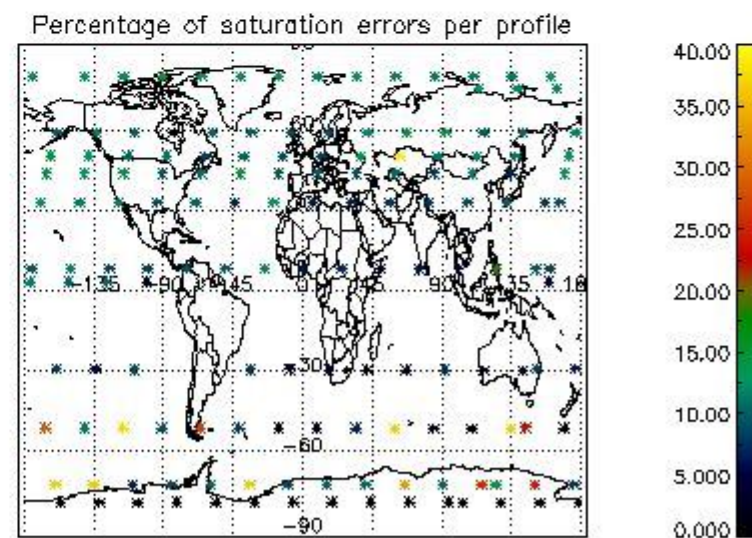
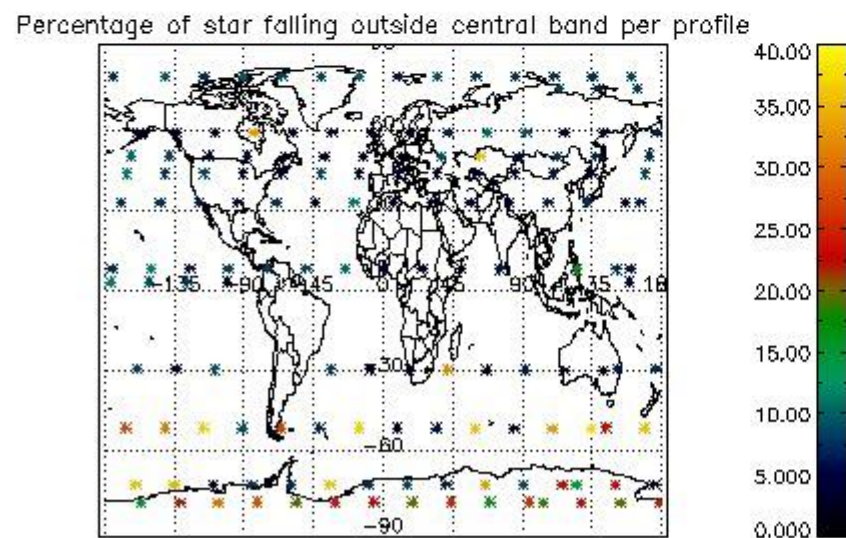
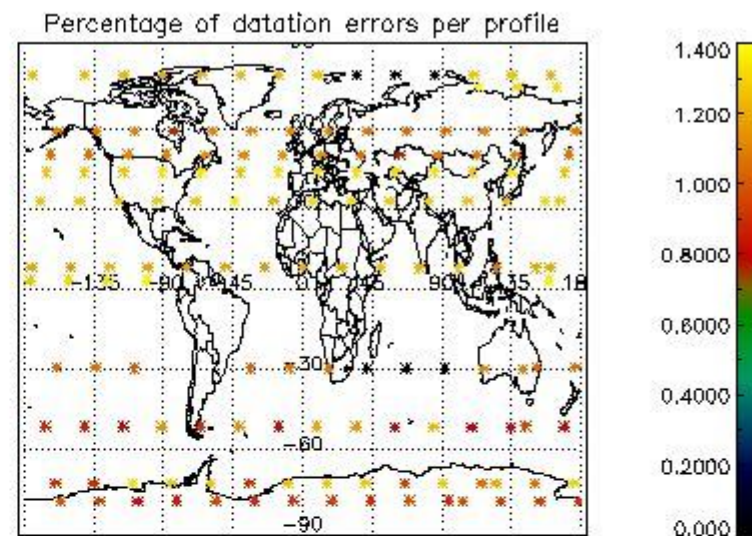
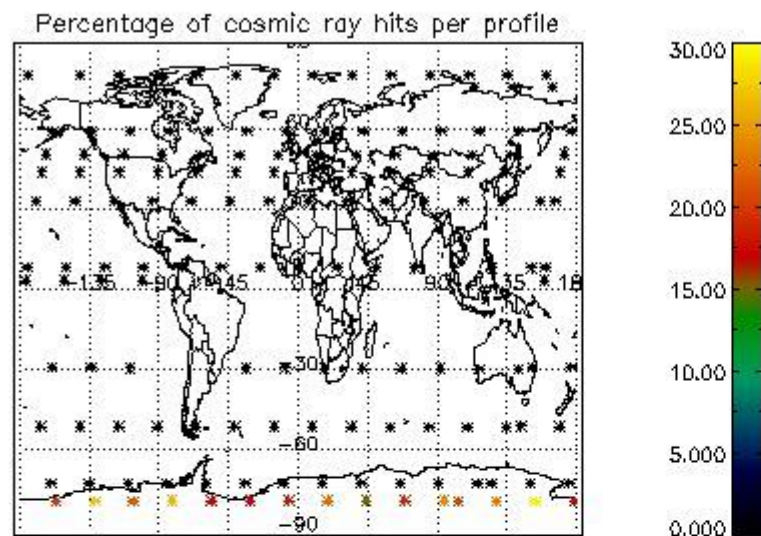


Percentage of saturation errors per profile



4.2.2 Plot level 1 quality information per product (world map): ENVISAT DESCENDING passes





## 5. Trace gas profiles

### 5.1 Ozone statistics based on quality of products

The final quality of the products can be "measured" using the STD (Standard Deviation) attached to every point profile. This information is written to the parameter GOM\_NL\_\_2P/NL\_LOCAL\_SPECIES\_DENSITY/o3\_std of the level 2 products. The table below shows the statistics for given STD ranges.

The statistics are given with respect to the overall valid production:

- Products without fatal errors: GOM\_NL\_\_2P/MPH/PRODUCT\_ERR=0
- Valid point profile: GOM\_NL\_\_2P/NL\_LOCAL\_SPECIES\_DENSITY/pcd(0)=0

The 'Criteria' is applied to valid points of dark limb products:

- Products in dark limb illumination condition: GOM\_NL\_\_2P/NL\_SUMMARY\_QUALITY/obs\_ill\_cond=0
- Products without fatal errors: GOM\_NL\_\_2P/MPH/PRODUCT\_ERR=0
- Valid point profile: GOM\_NL\_\_2P/NL\_LOCAL\_SPECIES\_DENSITY/pcd(0)=0

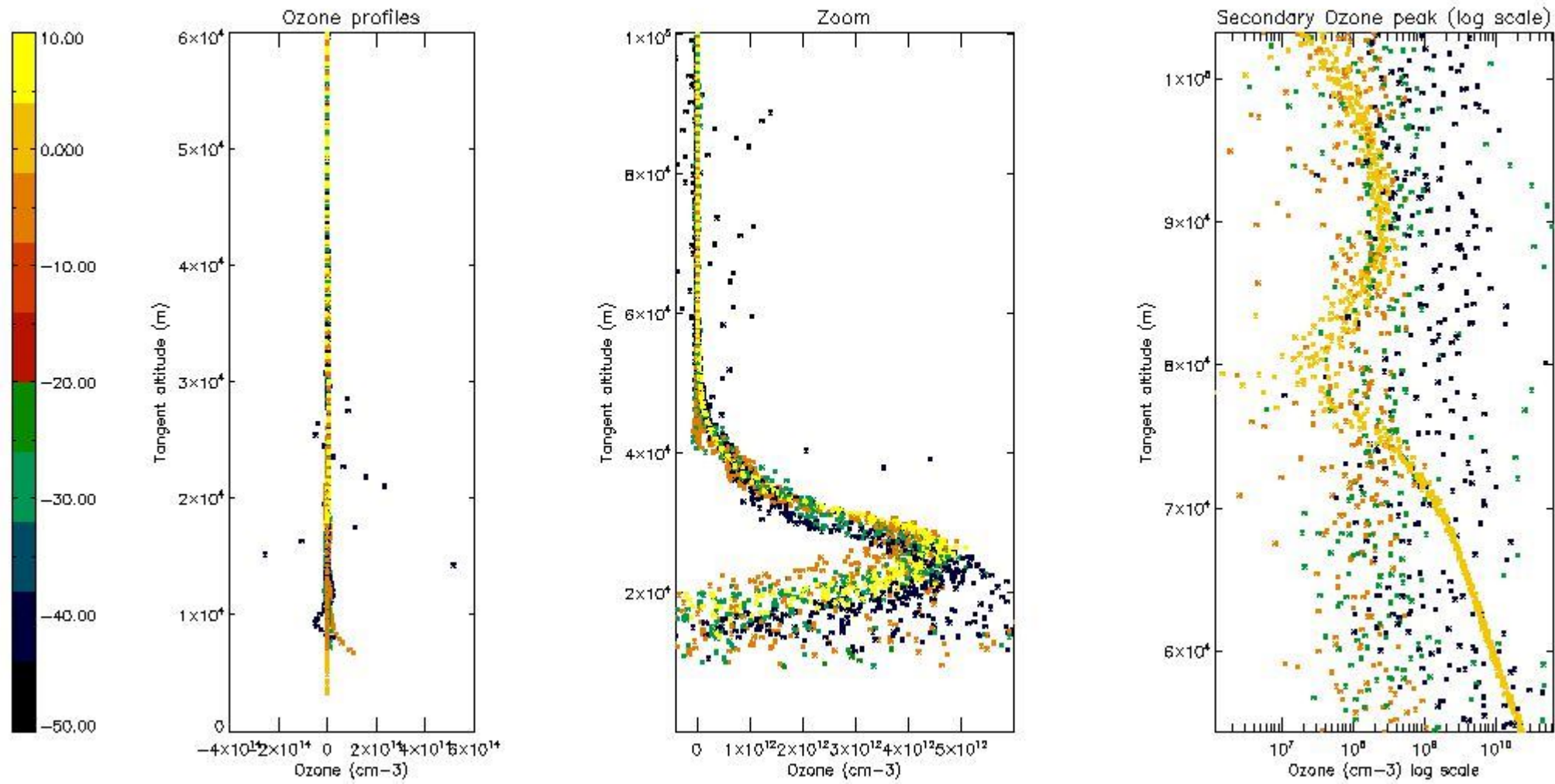
So, the table below shows the percentage of dark limb and valid observations for each criteria with respect to the overall valid daily observations.

| Criteria | % of total production |
|----------|-----------------------|
| All STD  | 22                    |
| STD < 20 | 8                     |

|          |   |
|----------|---|
| STD < 10 | 5 |
| STD < 5  | 3 |

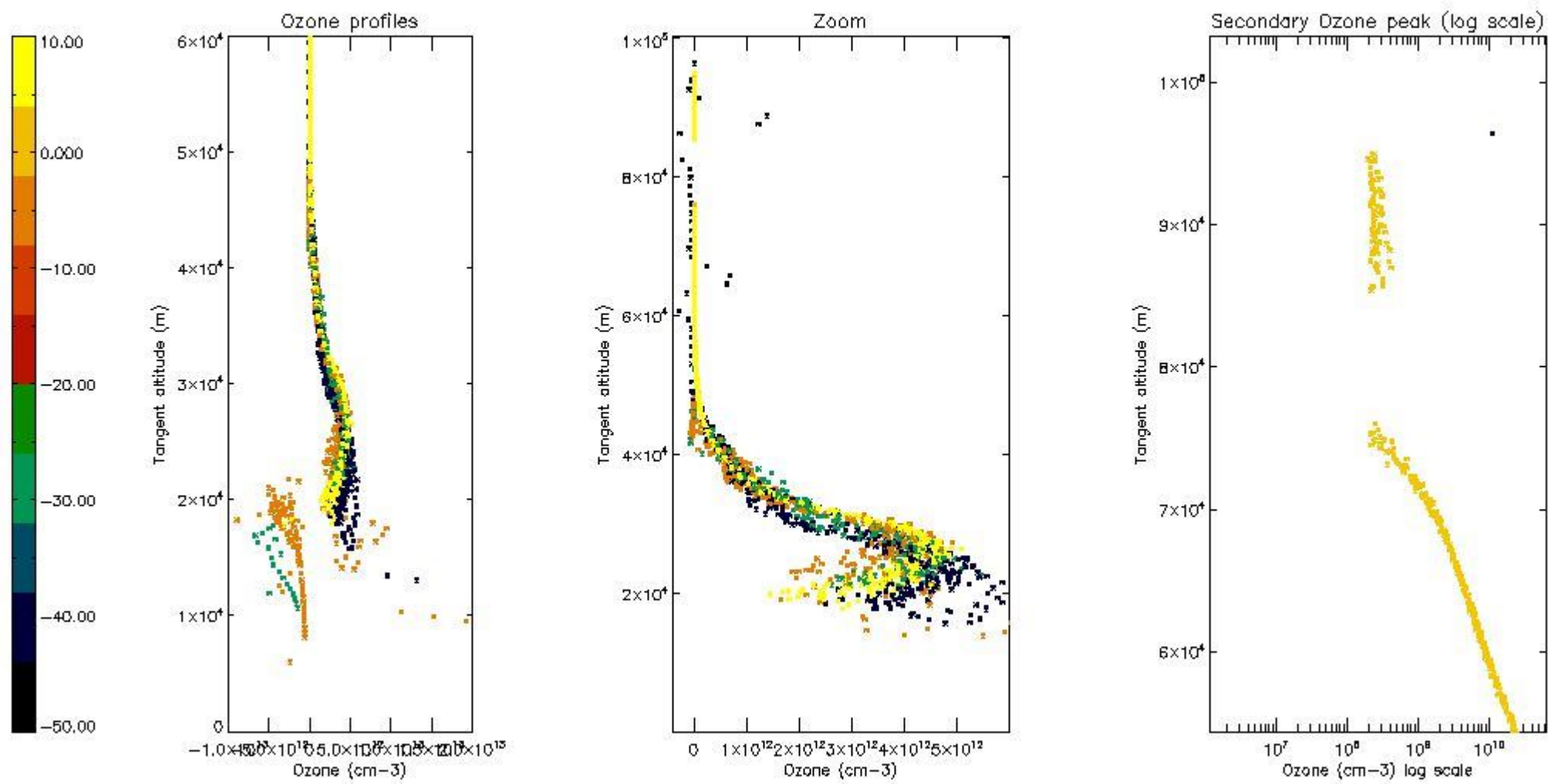
5.2 Plot ozone profiles for all STD (dark without errors)

The colorbar represents the latitude.



5.3 Plot ozone profiles where STD < 20% (dark without errors)

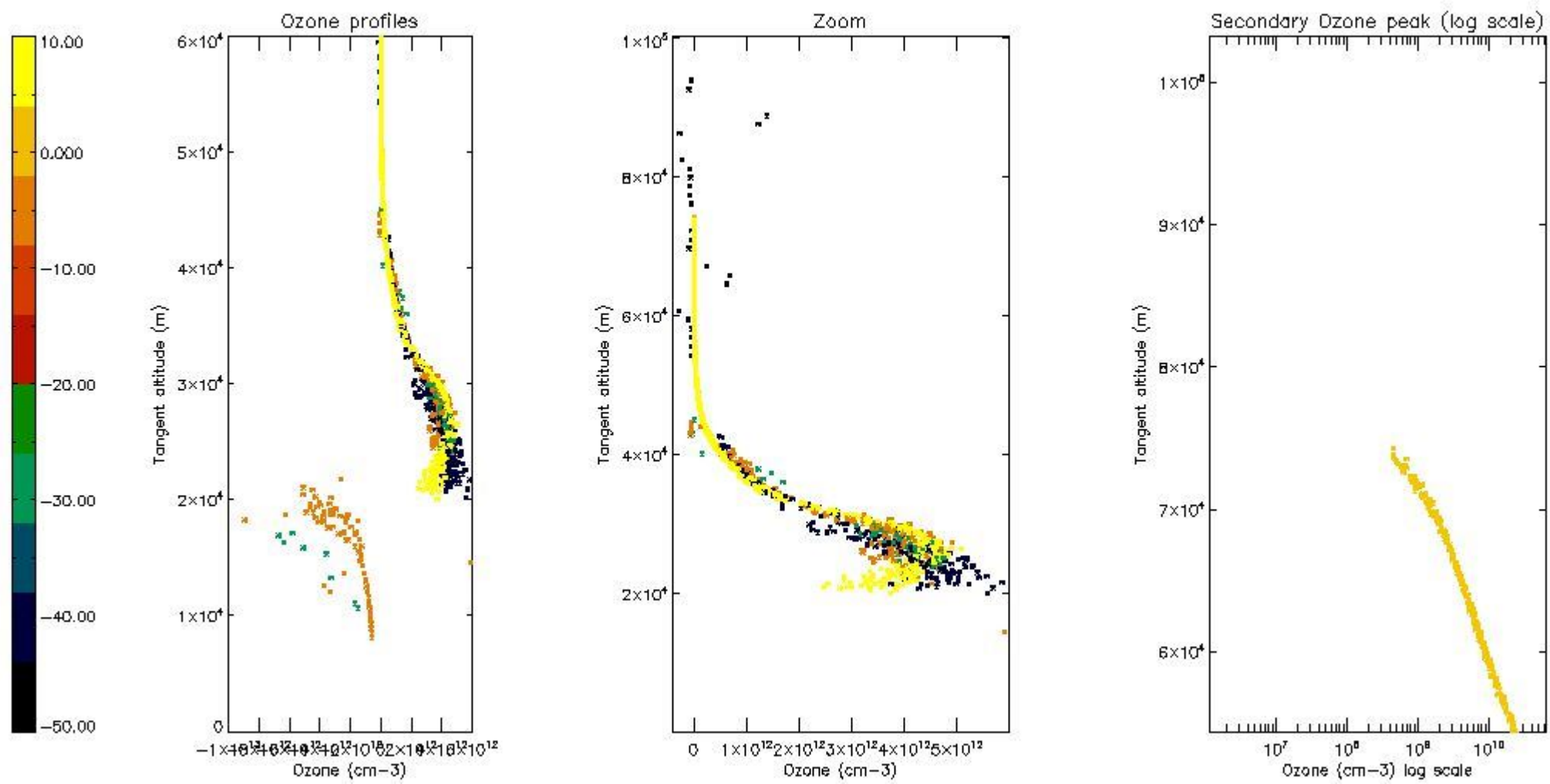
The colorbar represents the latitude.



5.4 Plot ozone profiles where  $STD < 10\%$  (dark without errors)

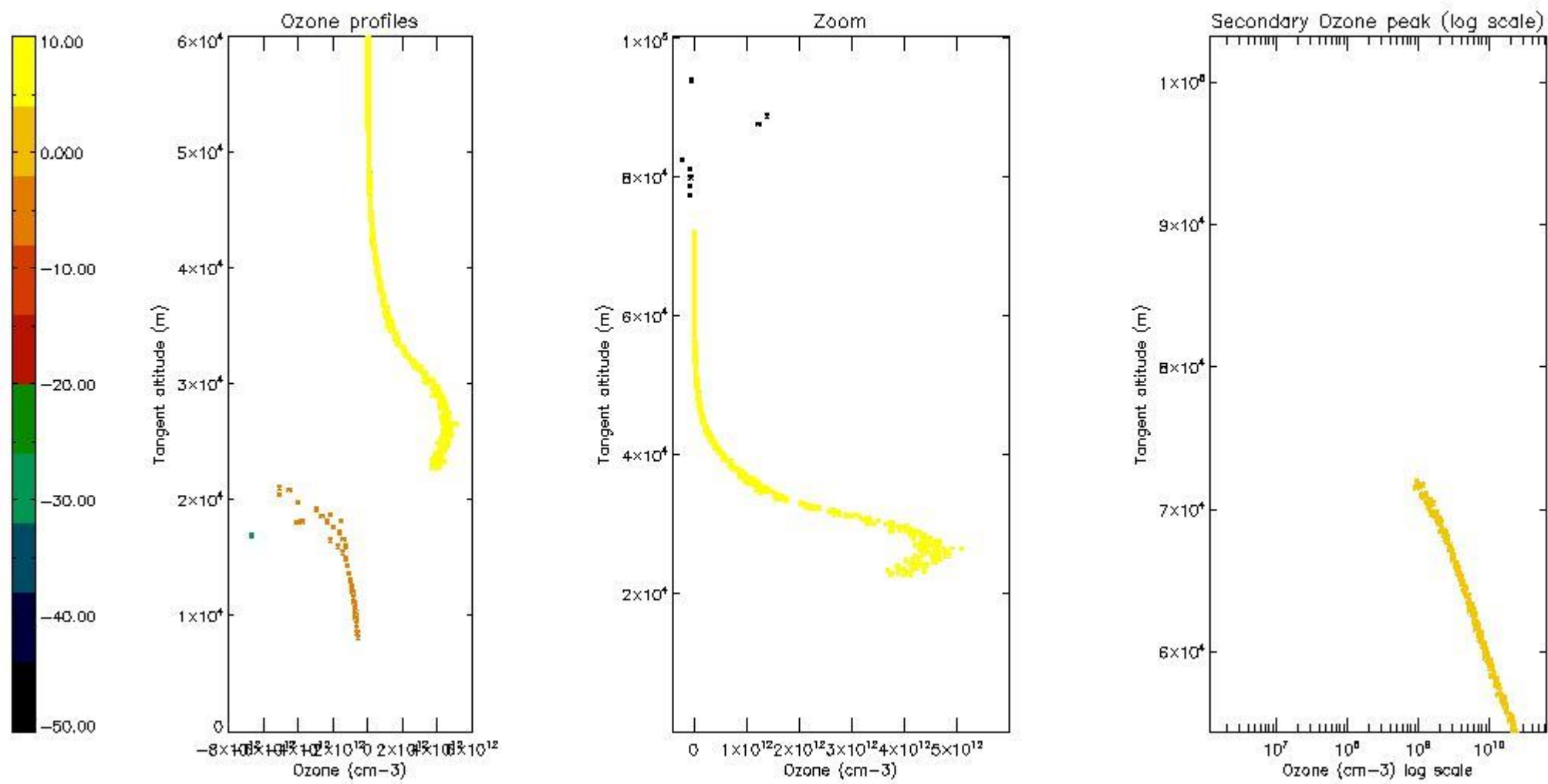
The colorbar represents the latitude.





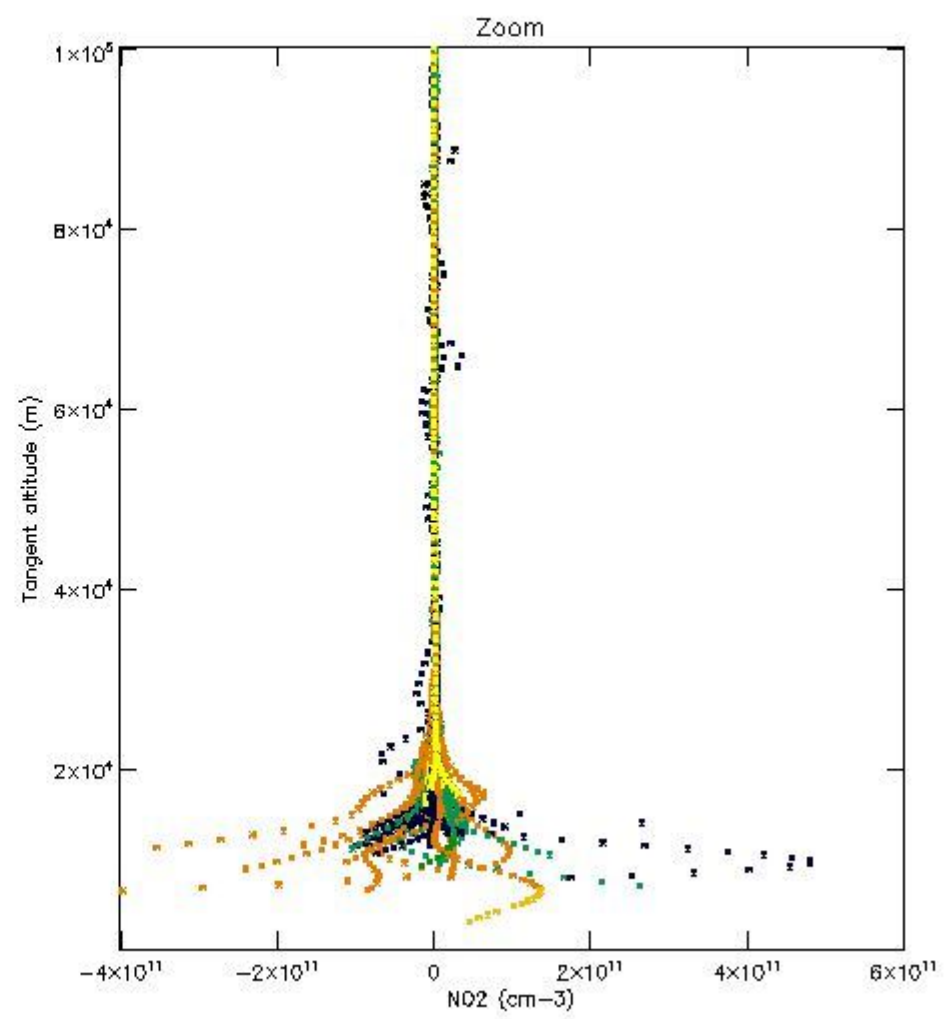
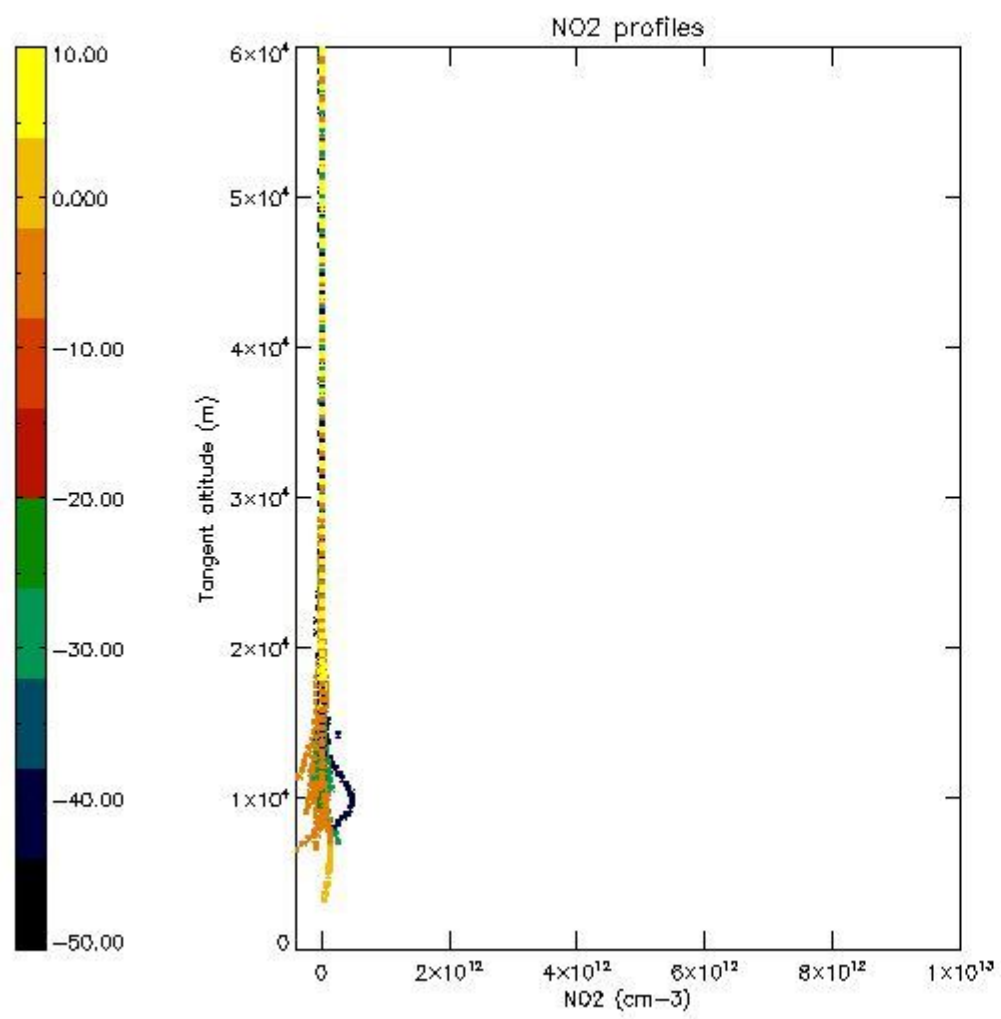
*5.5 Plot ozone profiles where STD < 5% (dark without errors)*

The colorbar represents the latitude.



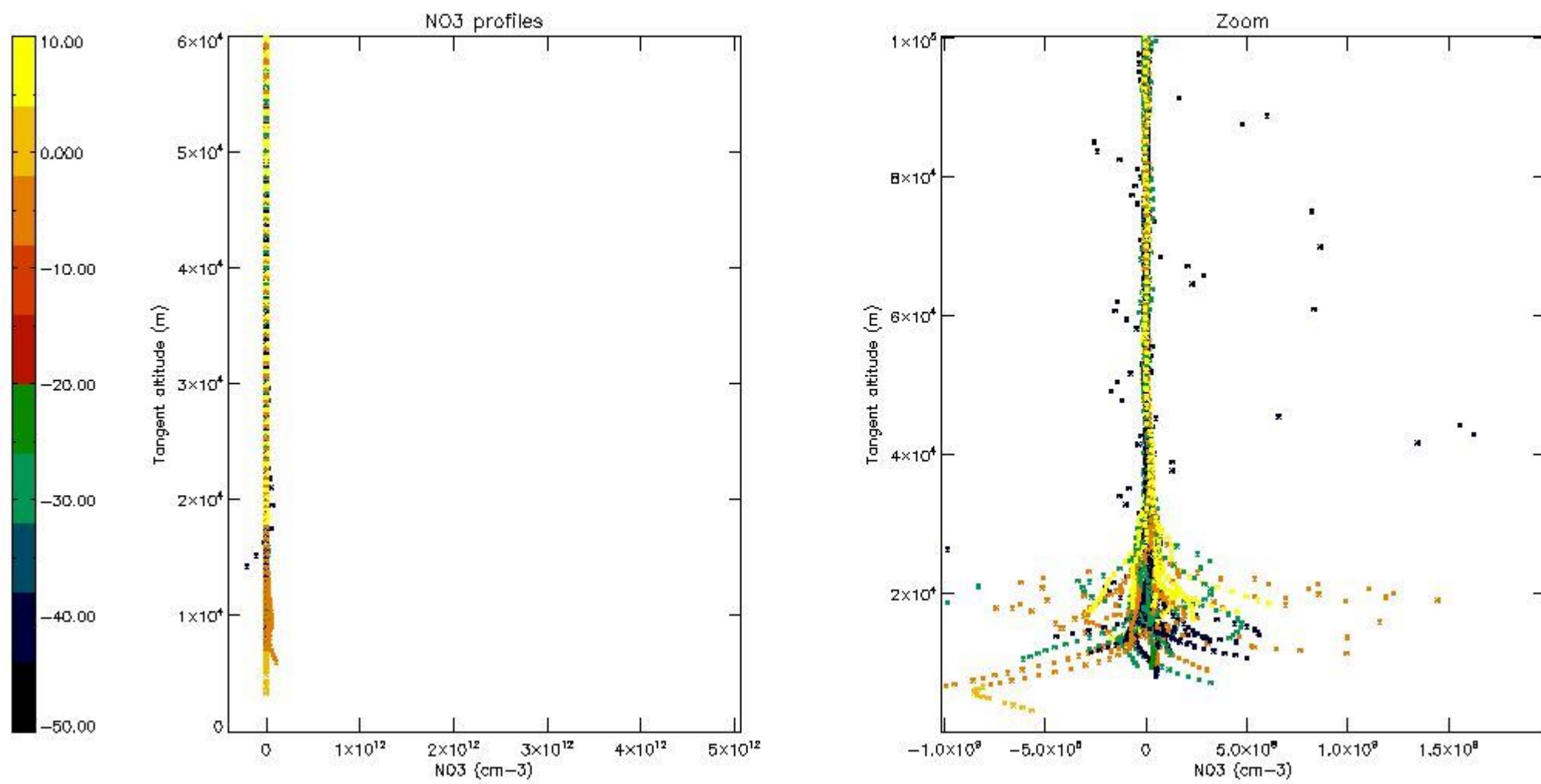
*5.6 Plot NO<sub>2</sub> profiles for all STD (dark without errors)*

The colorbar represents the latitude.



*5.7 Plot NO3 profiles for all STD (dark without errors)*

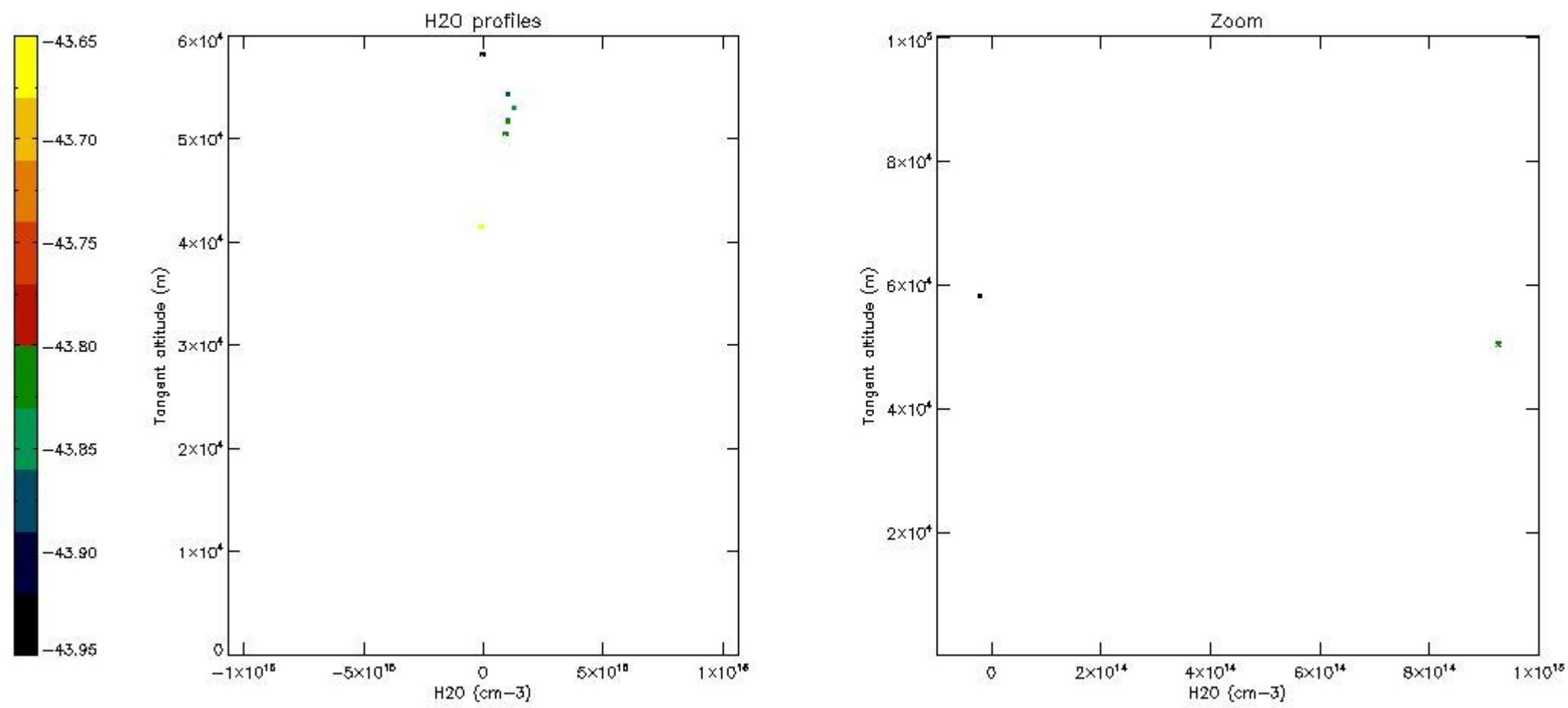
The colorbar represents the latitude.



*5.8 Plot H2O profiles for all STD (only for occultations of stars 1,2,3,4,13,14,16,26,63 dark without errors)*

The colorbar represents the latitude.

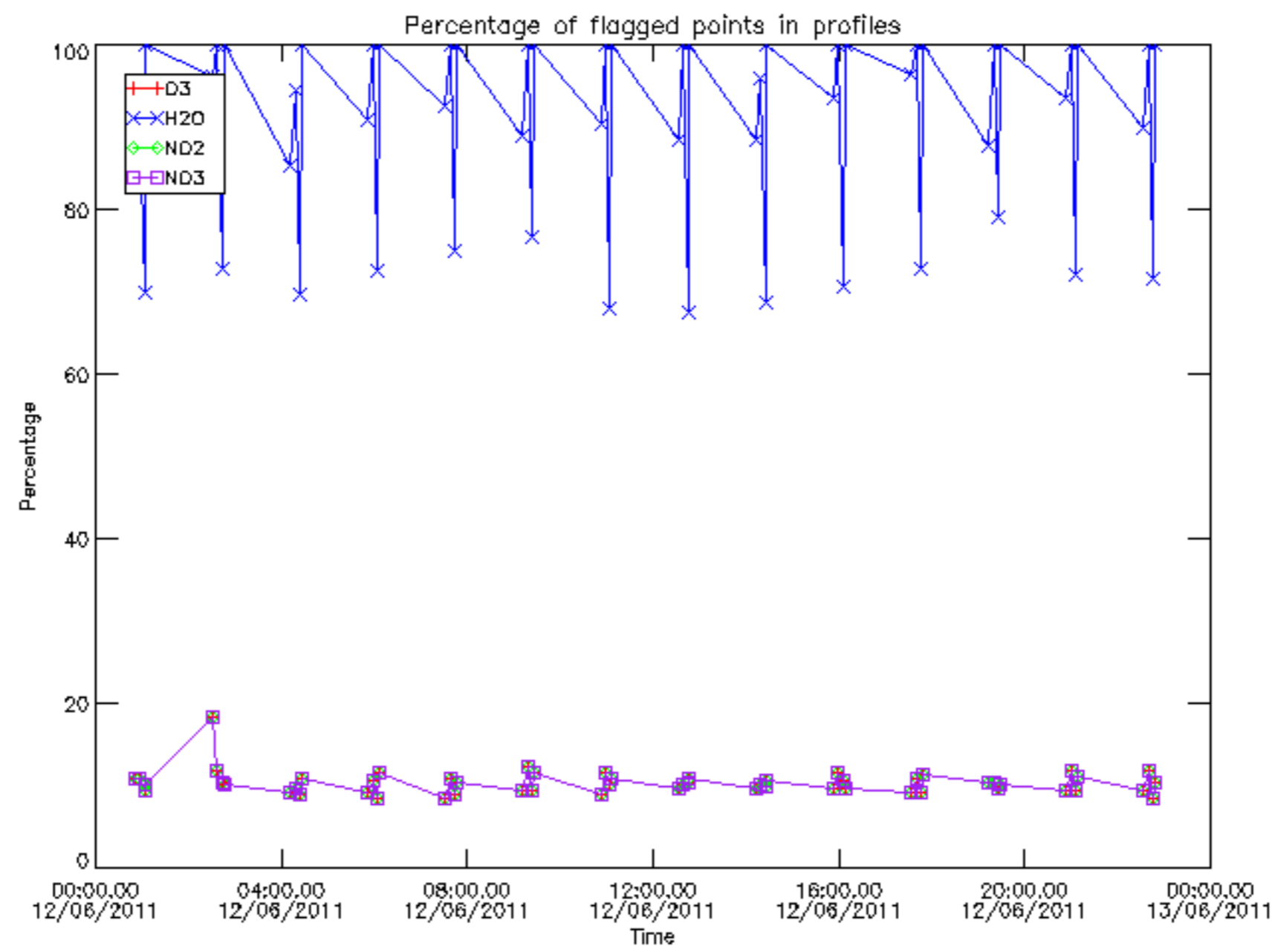




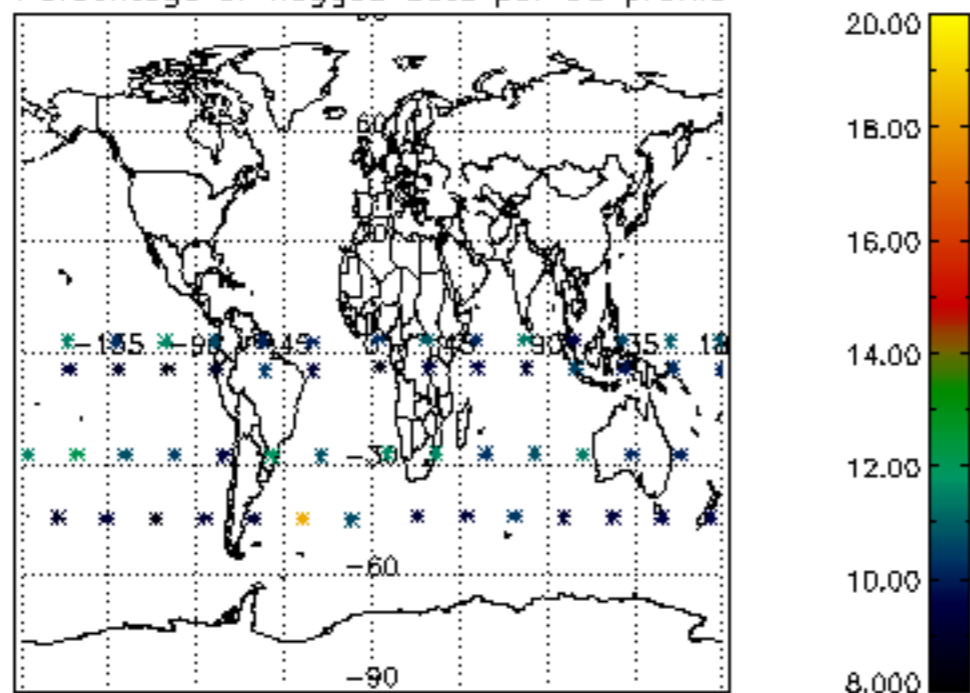
## 6. Auxiliary Data Files used for the production reported in section 2

The number reported in the third column indicates since which file (see list in section 2) the corresponding auxiliary file has been used. The fourth column is the date of those product files.

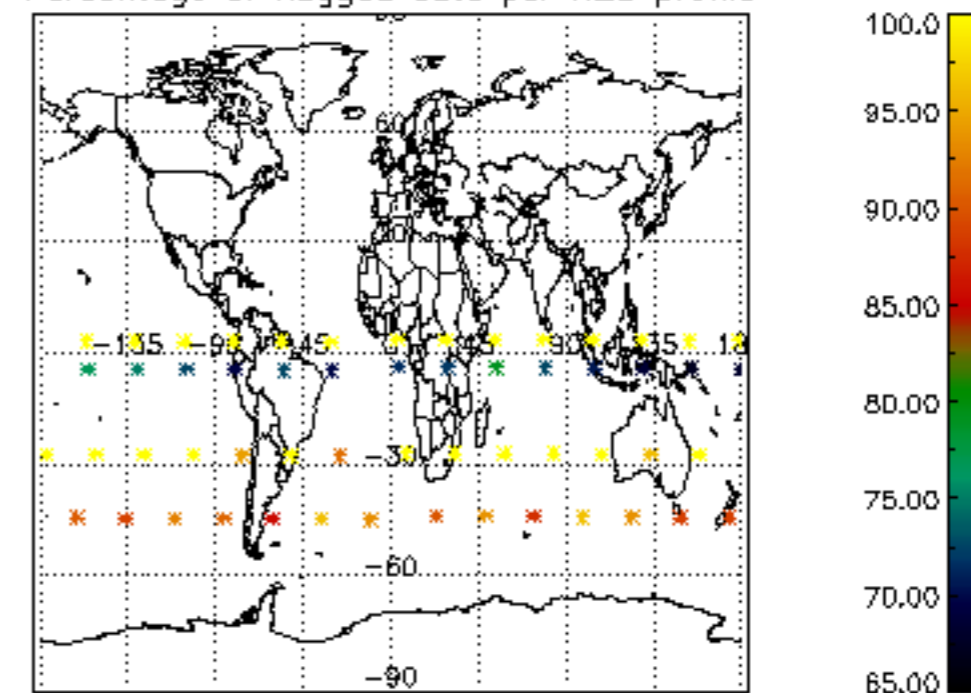
| Type                      | Auxiliary Filename                                            | Used since product | Used since product date |
|---------------------------|---------------------------------------------------------------|--------------------|-------------------------|
| INST_PHYS_CHARACTERISTICS | GOM_INS_AXVIEC20091111_143220_20030716_120000_20500101_000000 | 1                  | 12-JUN-2011 00:00:07    |
| LEVEL-2_PROC_CONFIG       | GOM_PR2_AXVIEC20091111_152718_20020301_000000_20500101_000000 | 1                  | 12-JUN-2011 00:00:07    |
| CROSS_SECTIONS_FILE       | GOM_CRS_AXVIEC20091111_154832_20020301_000000_20500101_000000 | 1                  | 12-JUN-2011 00:00:07    |



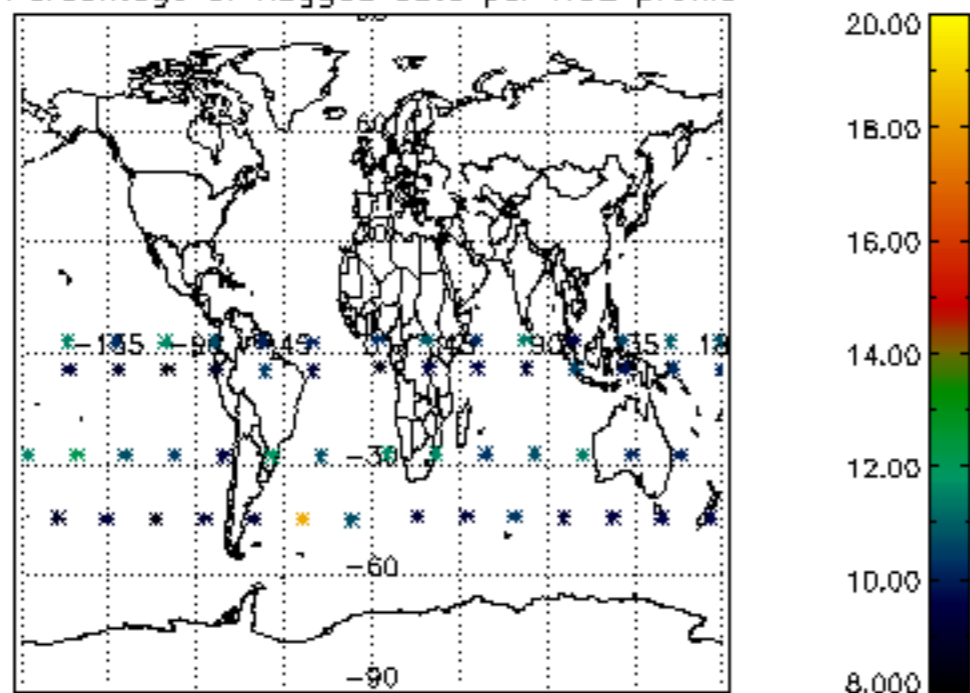
Percentage of flagged data per D3 profile



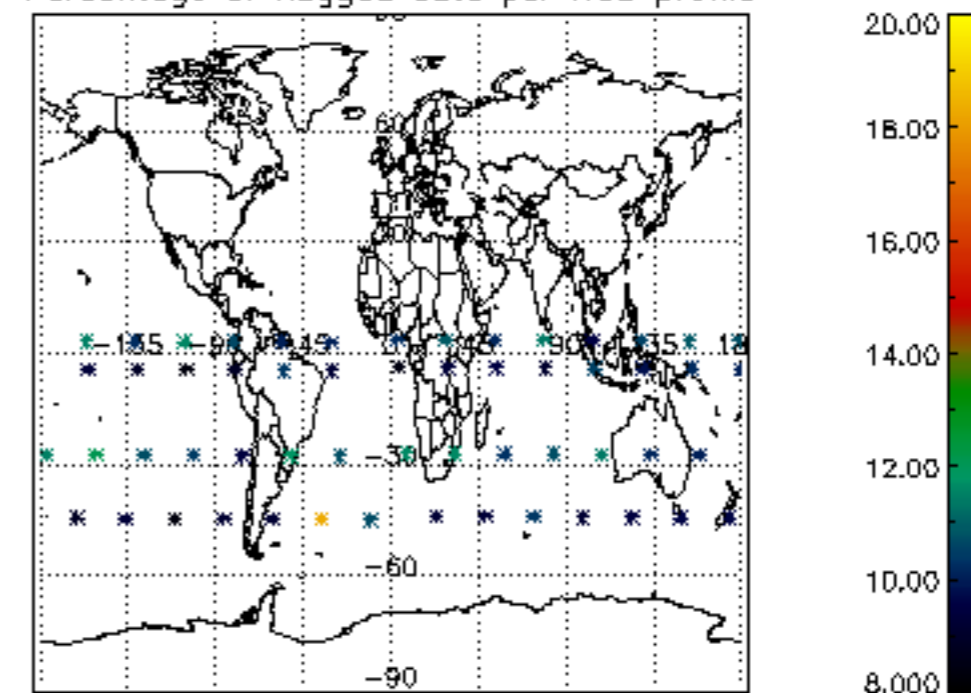
Percentage of flagged data per H2O profile

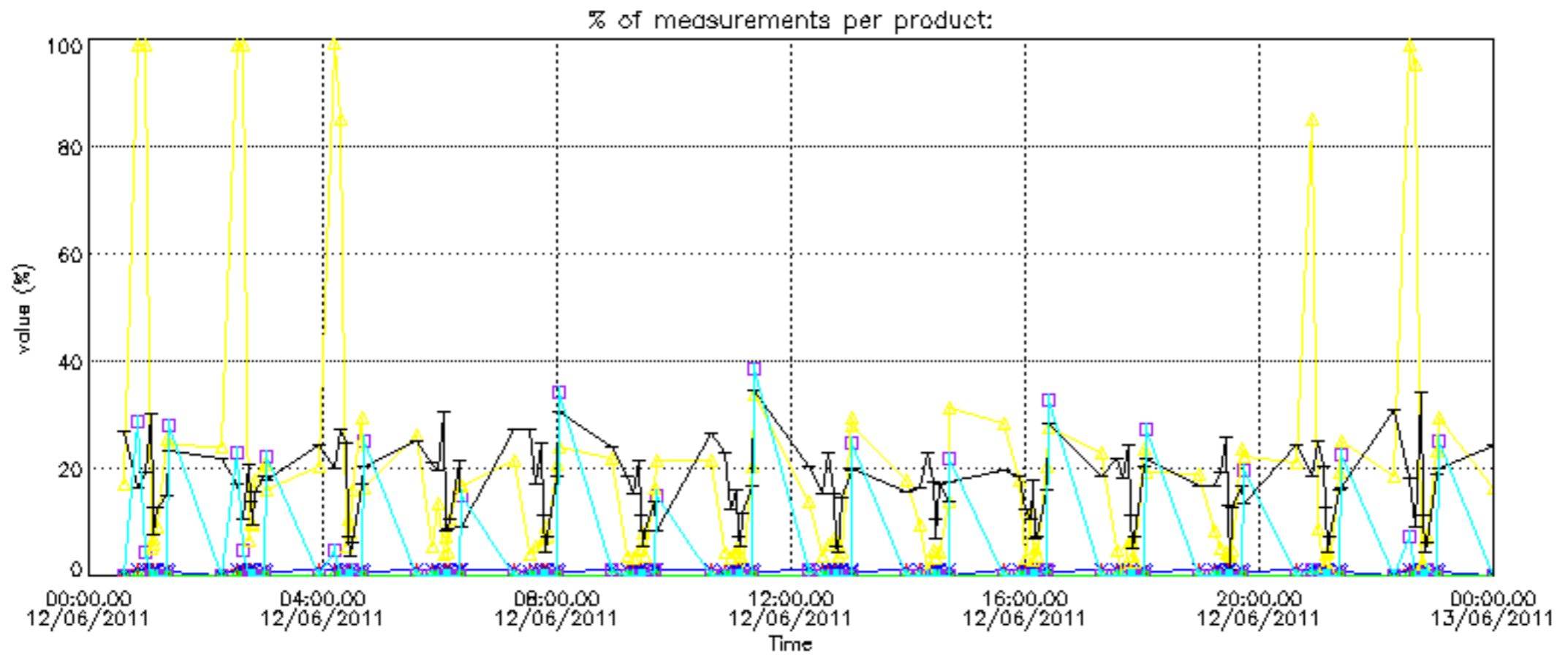


Percentage of flagged data per NO2 profile

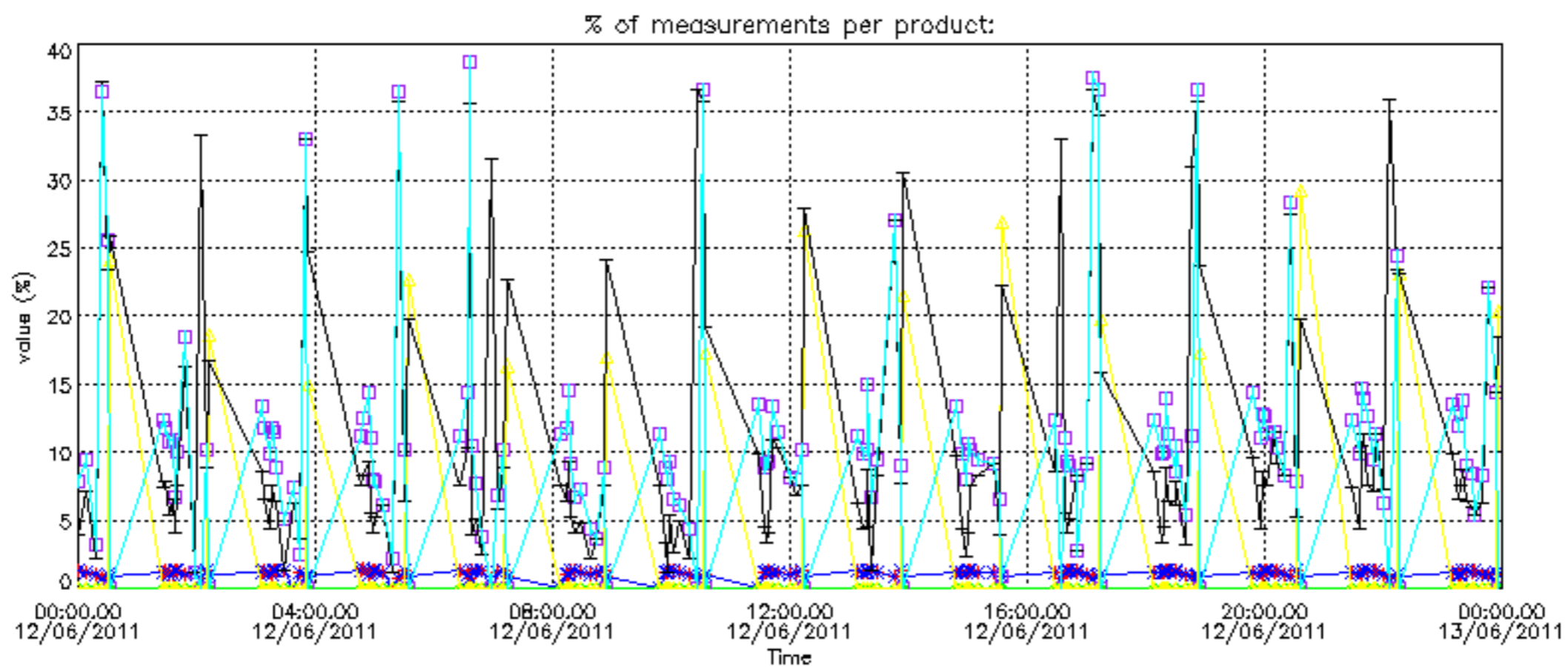


Percentage of flagged data per NO3 profile

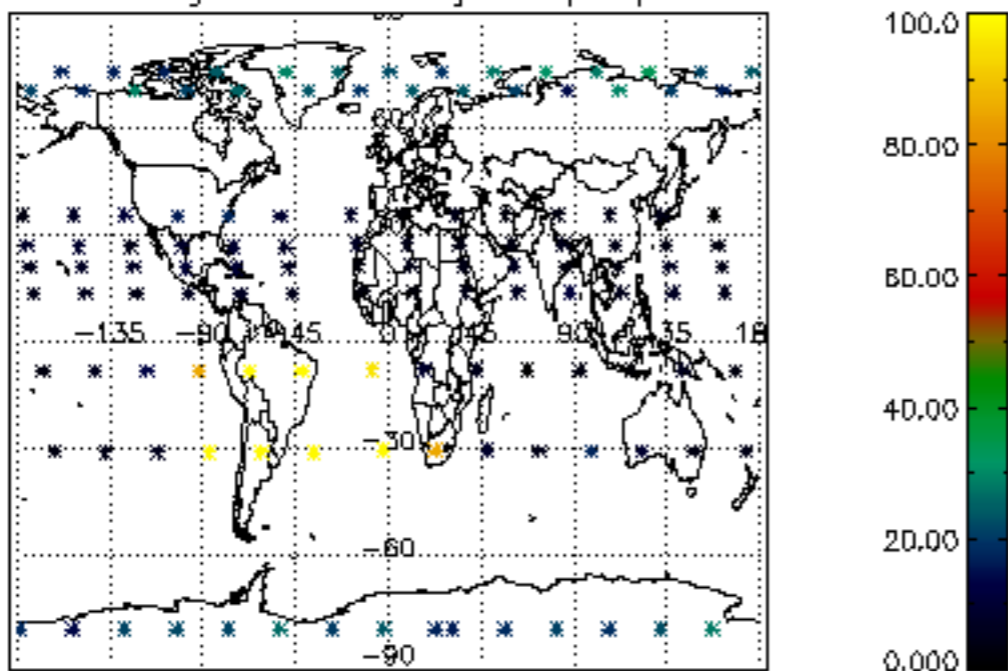




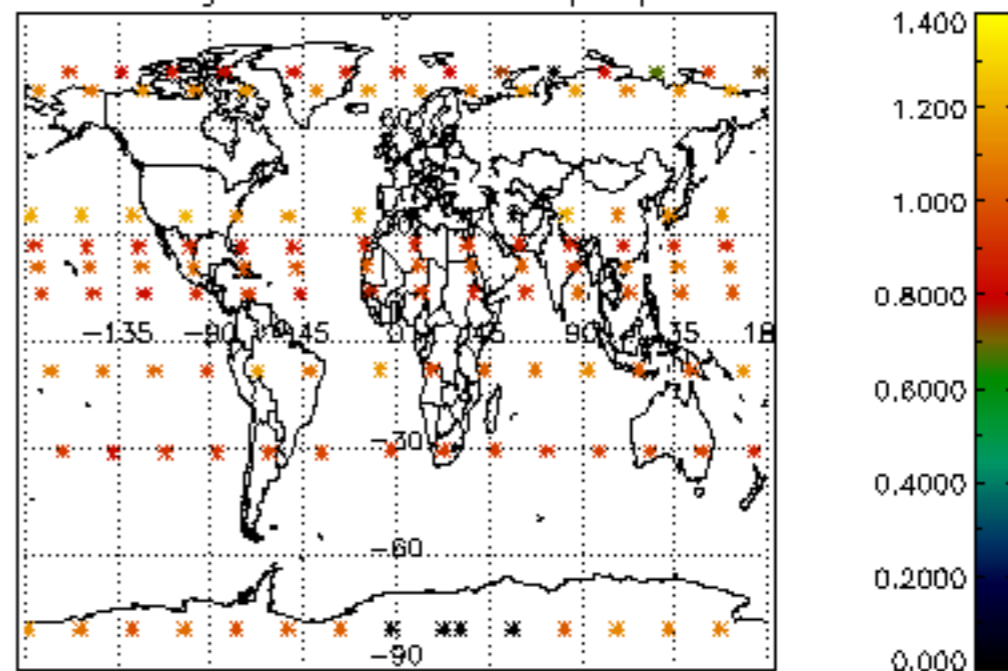




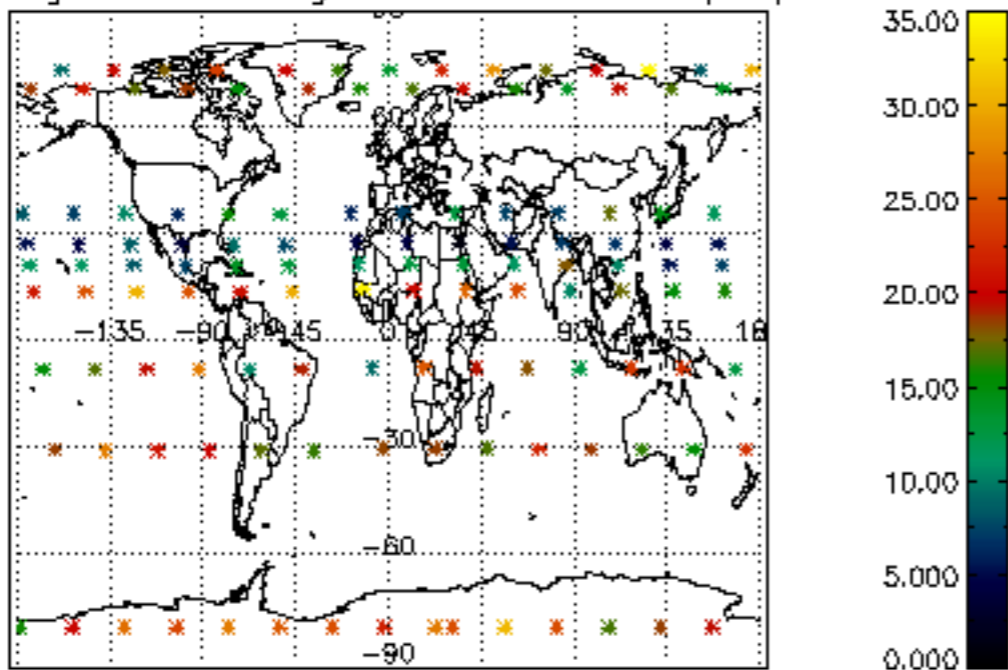
Percentage of cosmic ray hits per profile



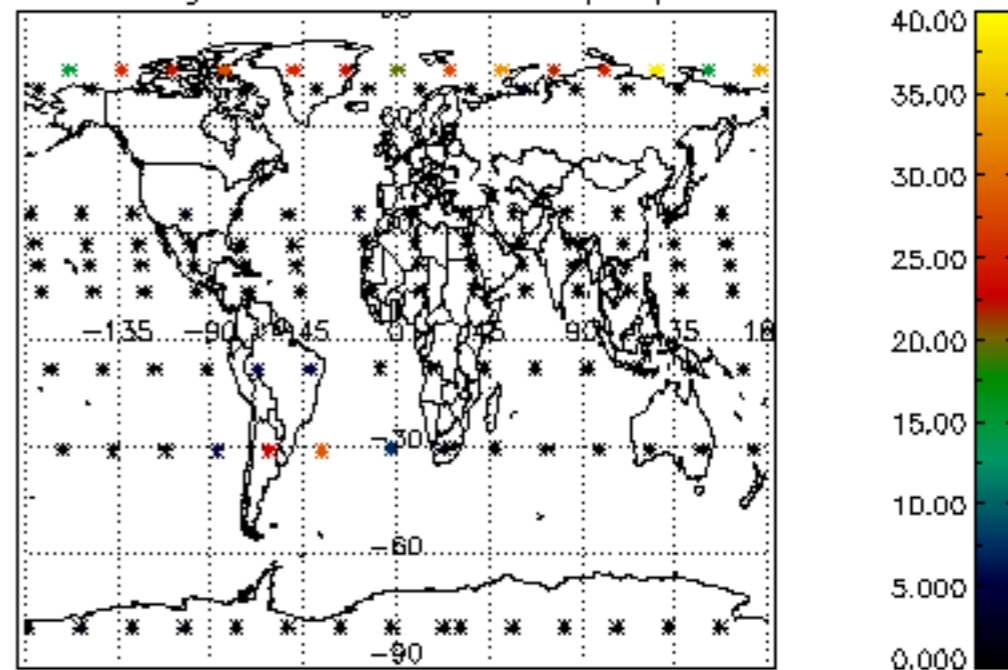
Percentage of datation errors per profile



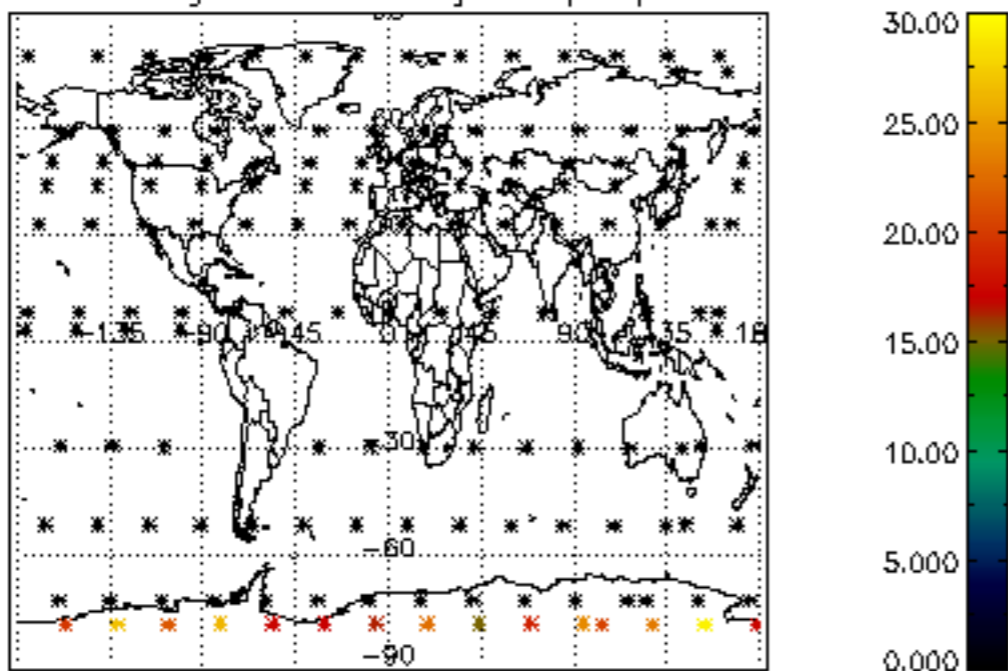
Percentage of star falling outside central band per profile



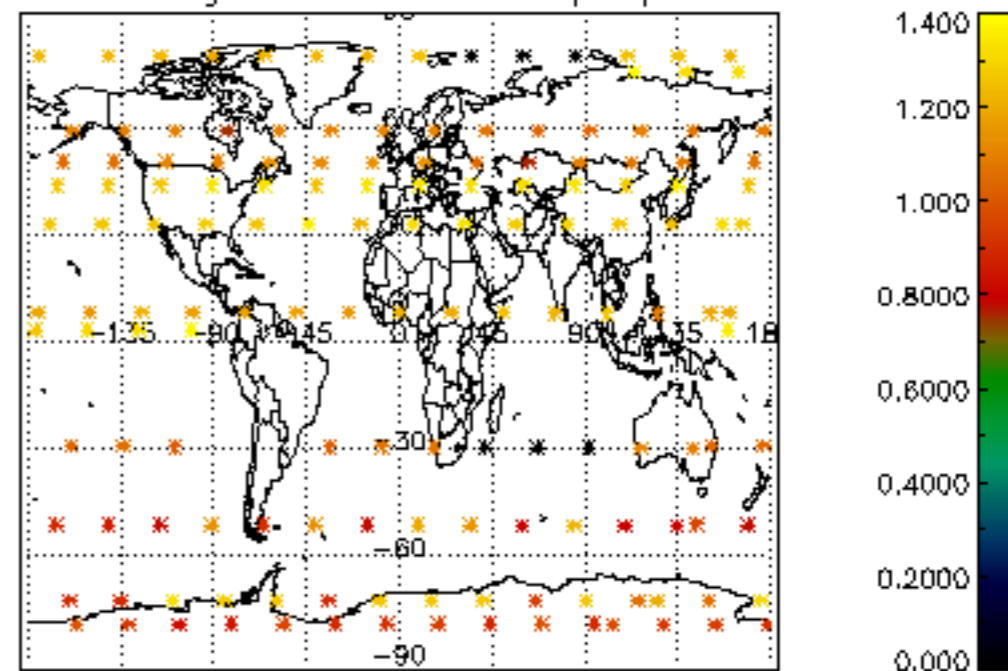
Percentage of saturation errors per profile



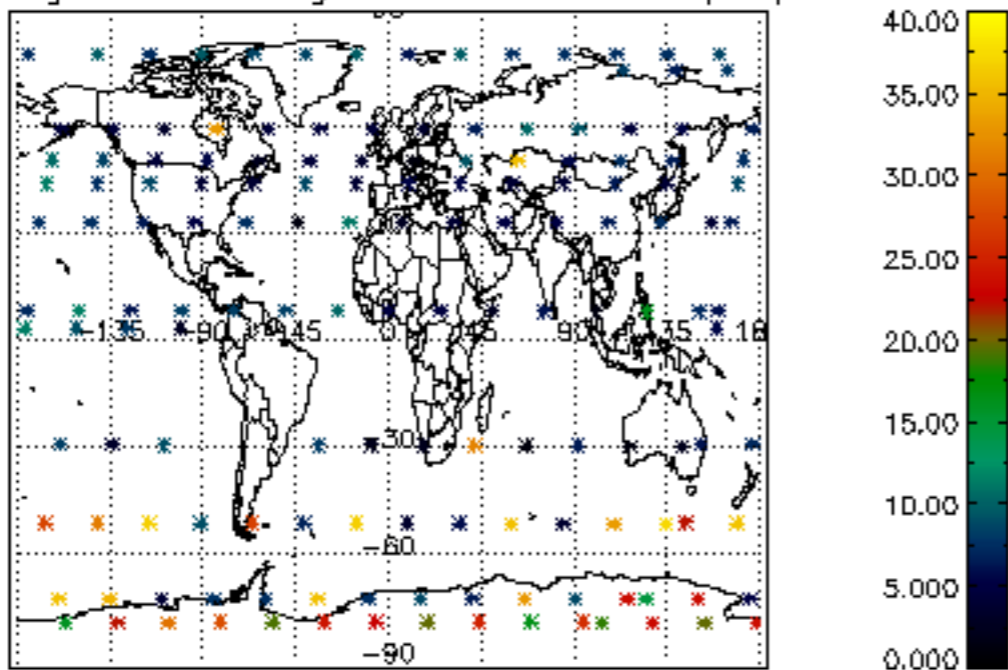
Percentage of cosmic ray hits per profile



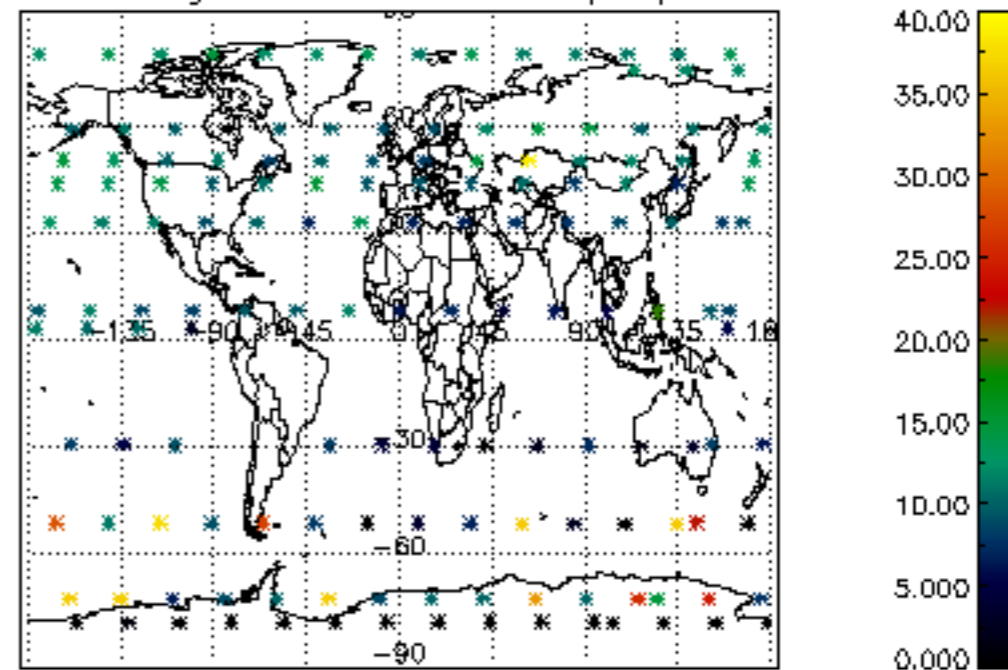
Percentage of datation errors per profile

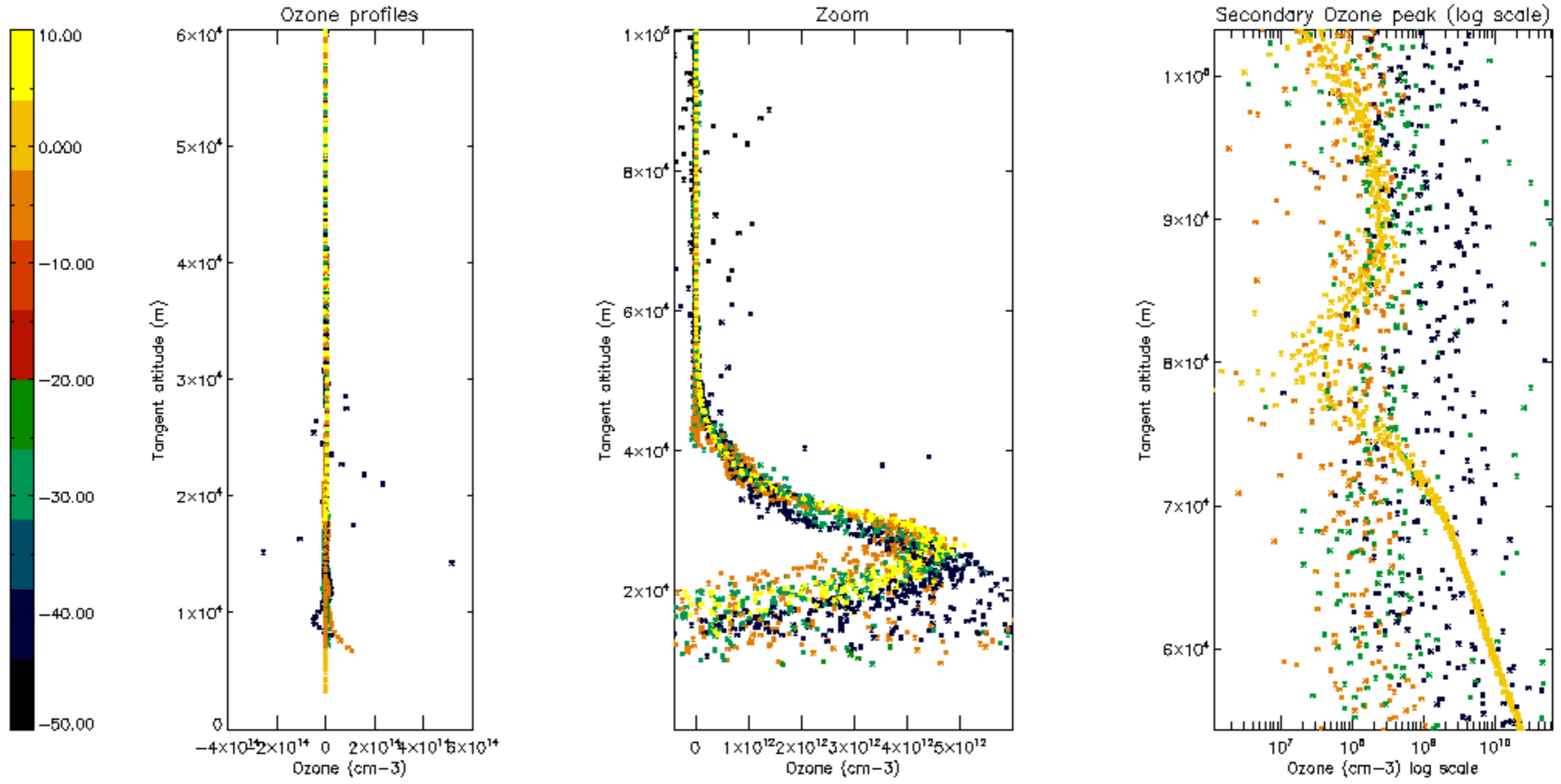


Percentage of star falling outside central band per profile

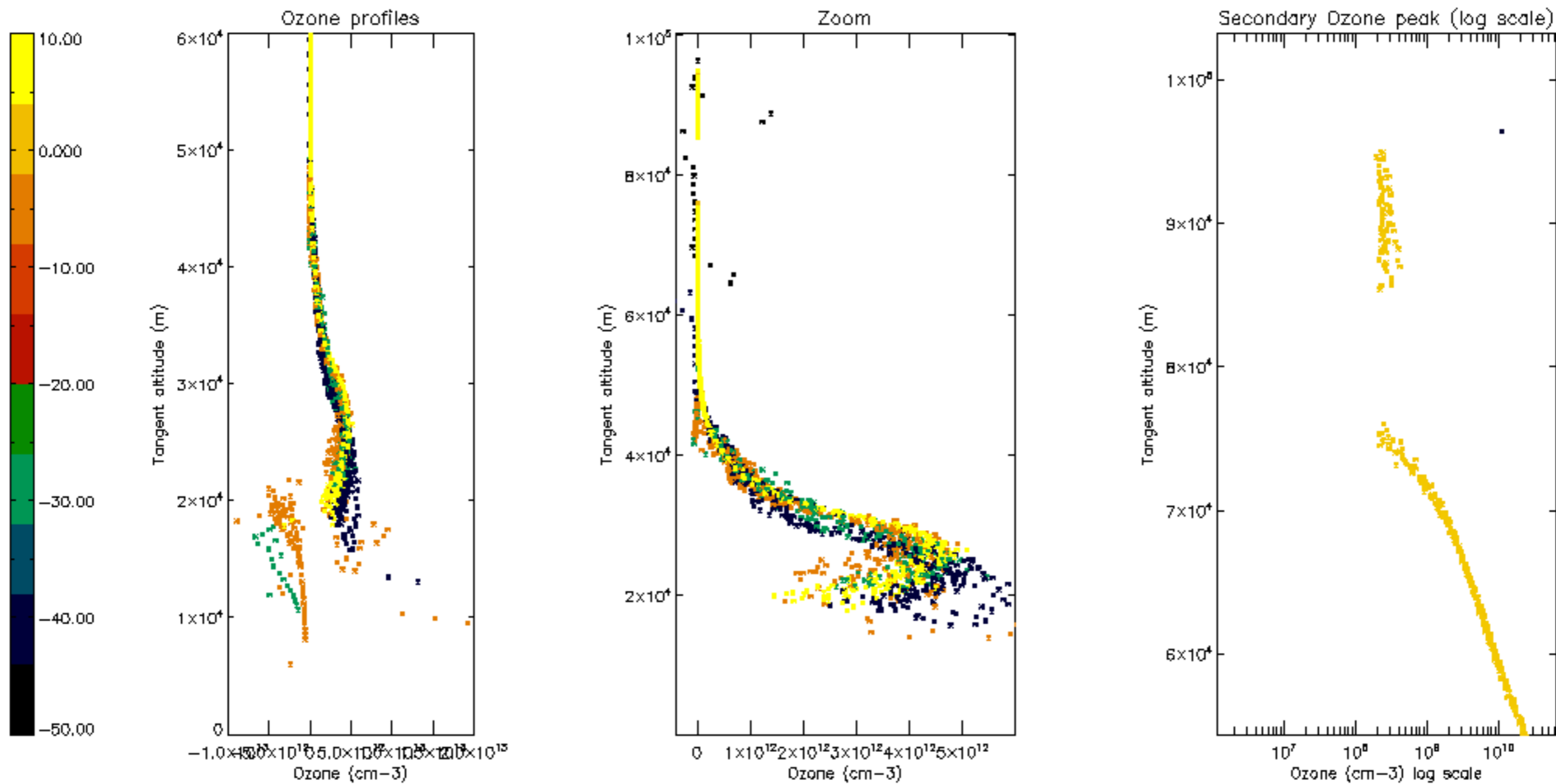


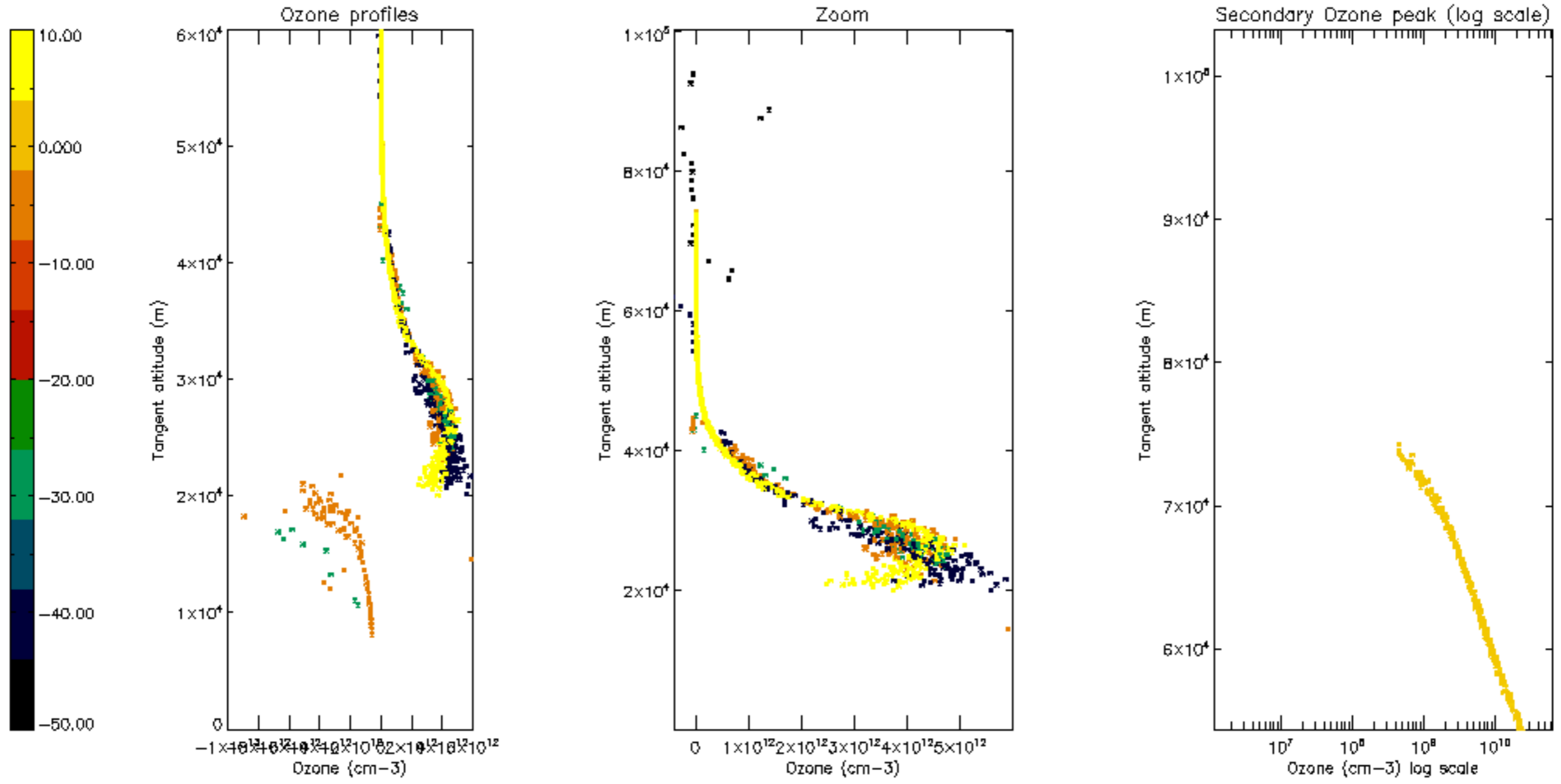
Percentage of saturation errors per profile

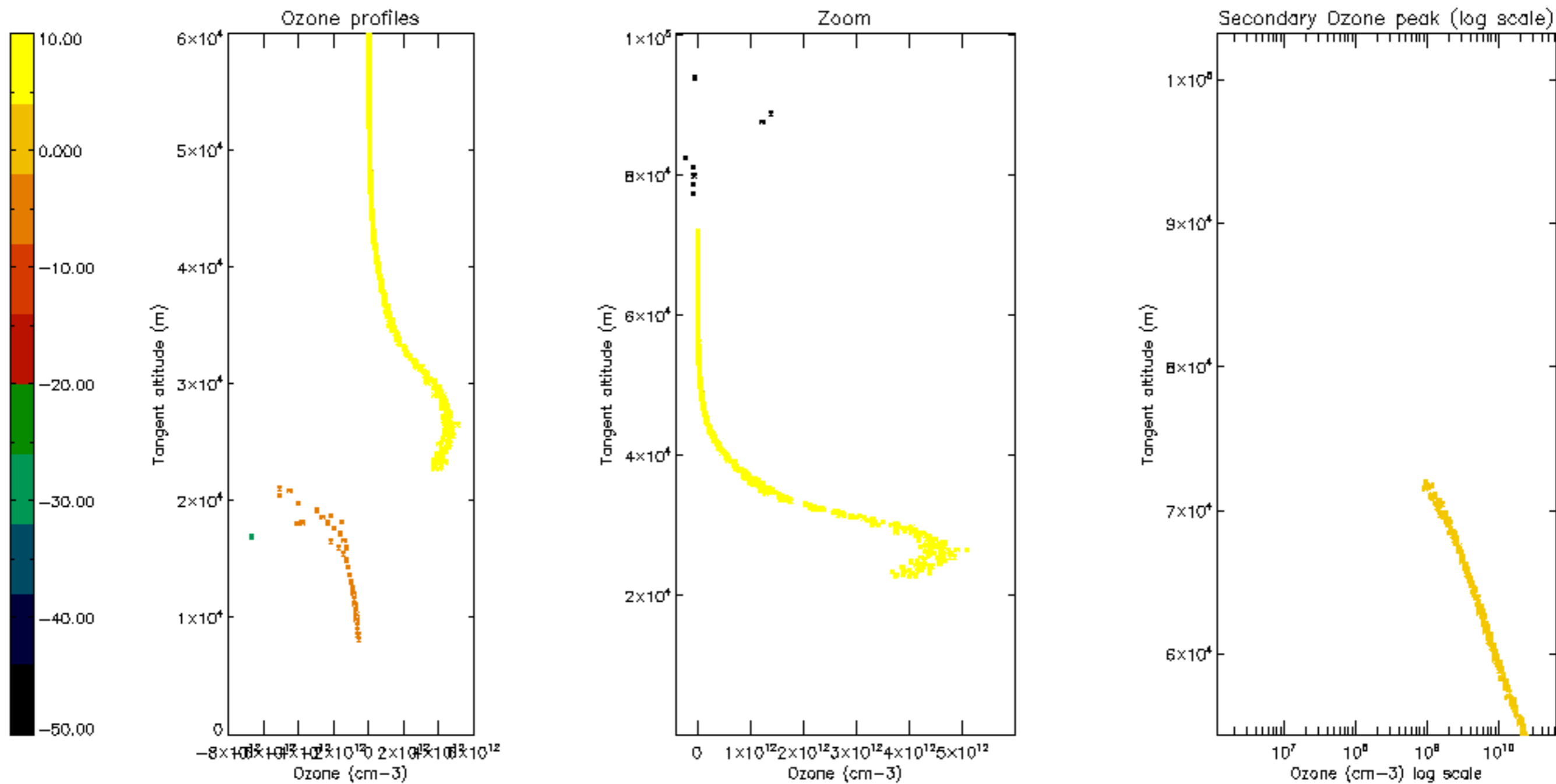


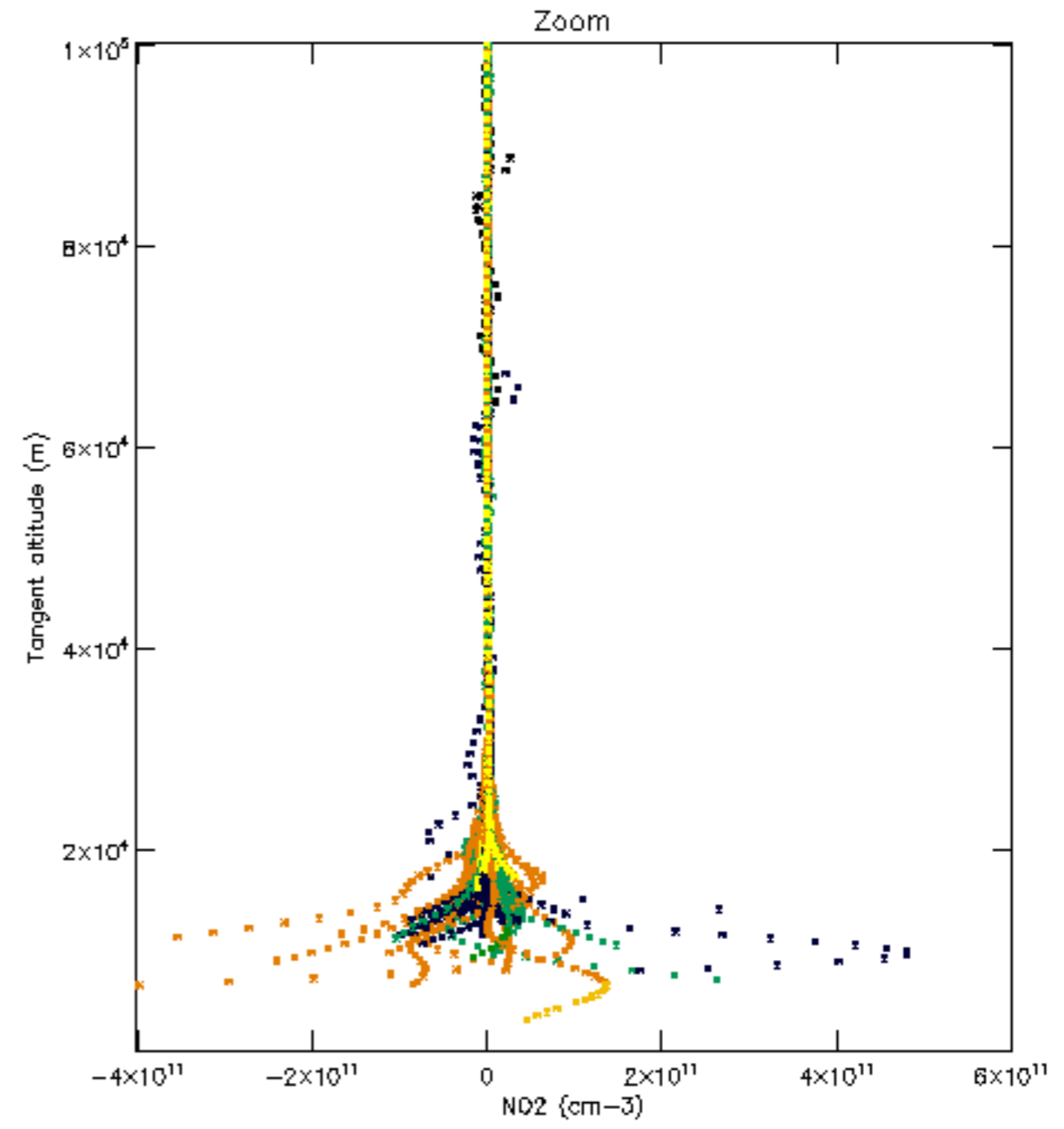
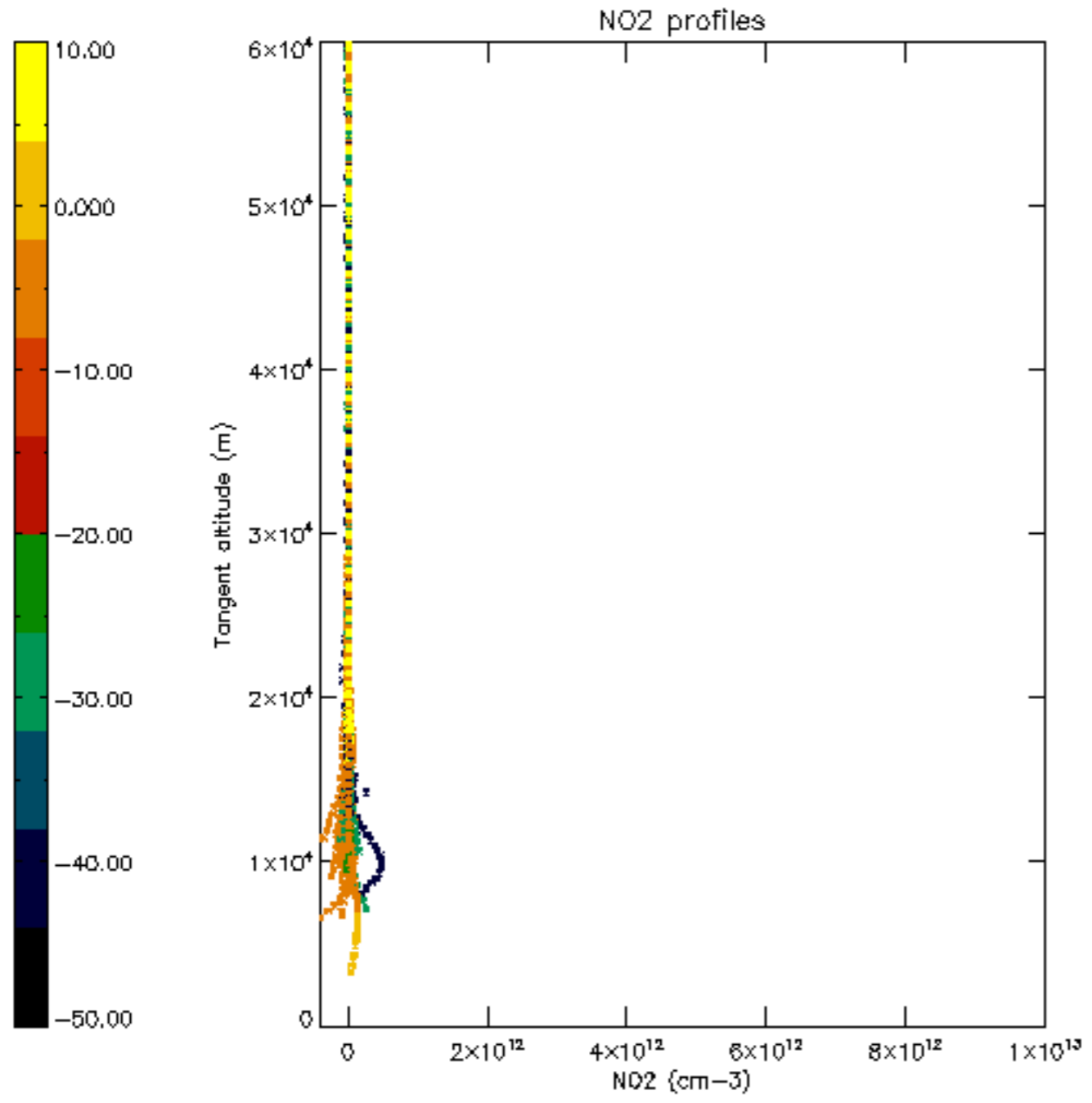




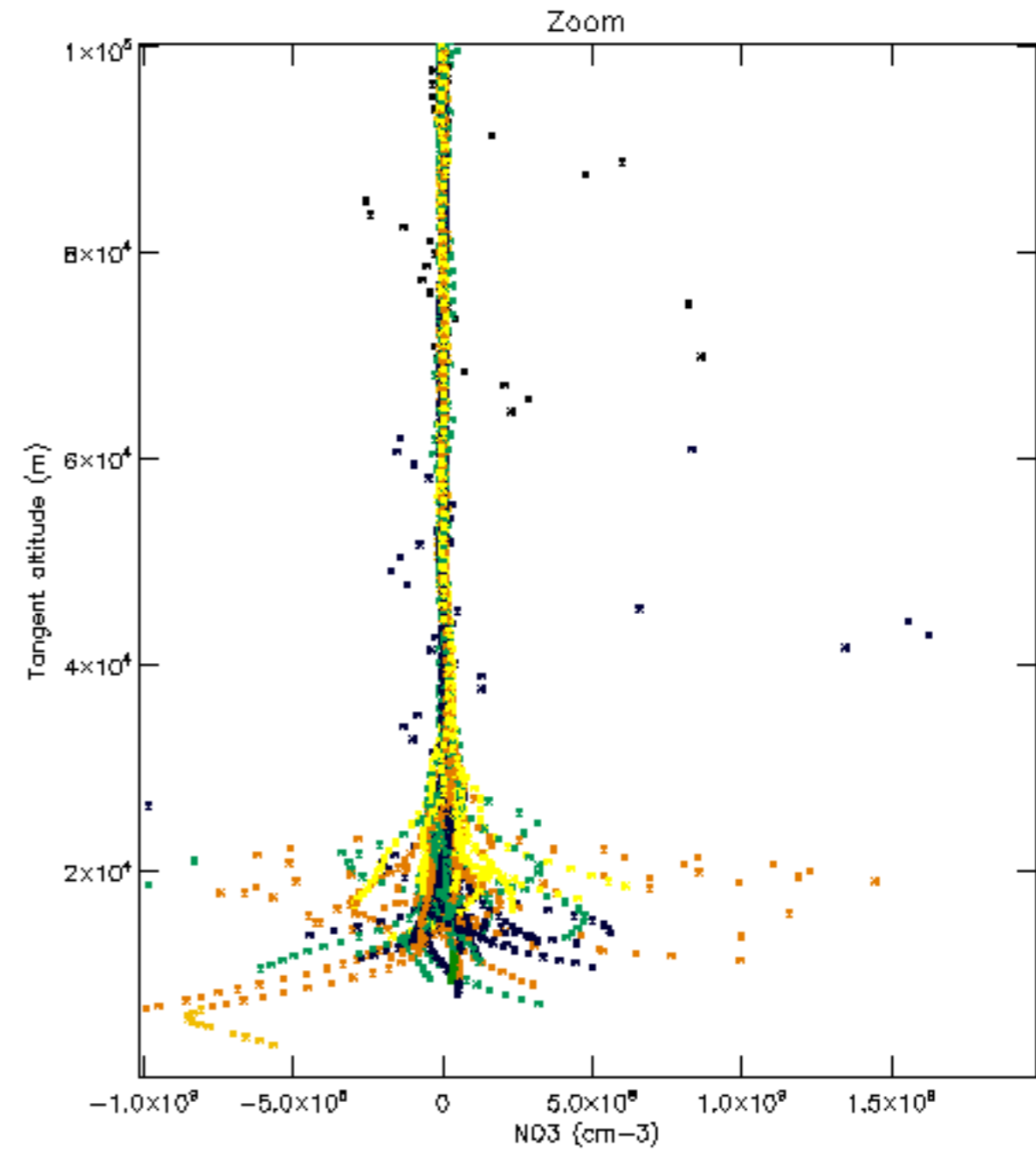
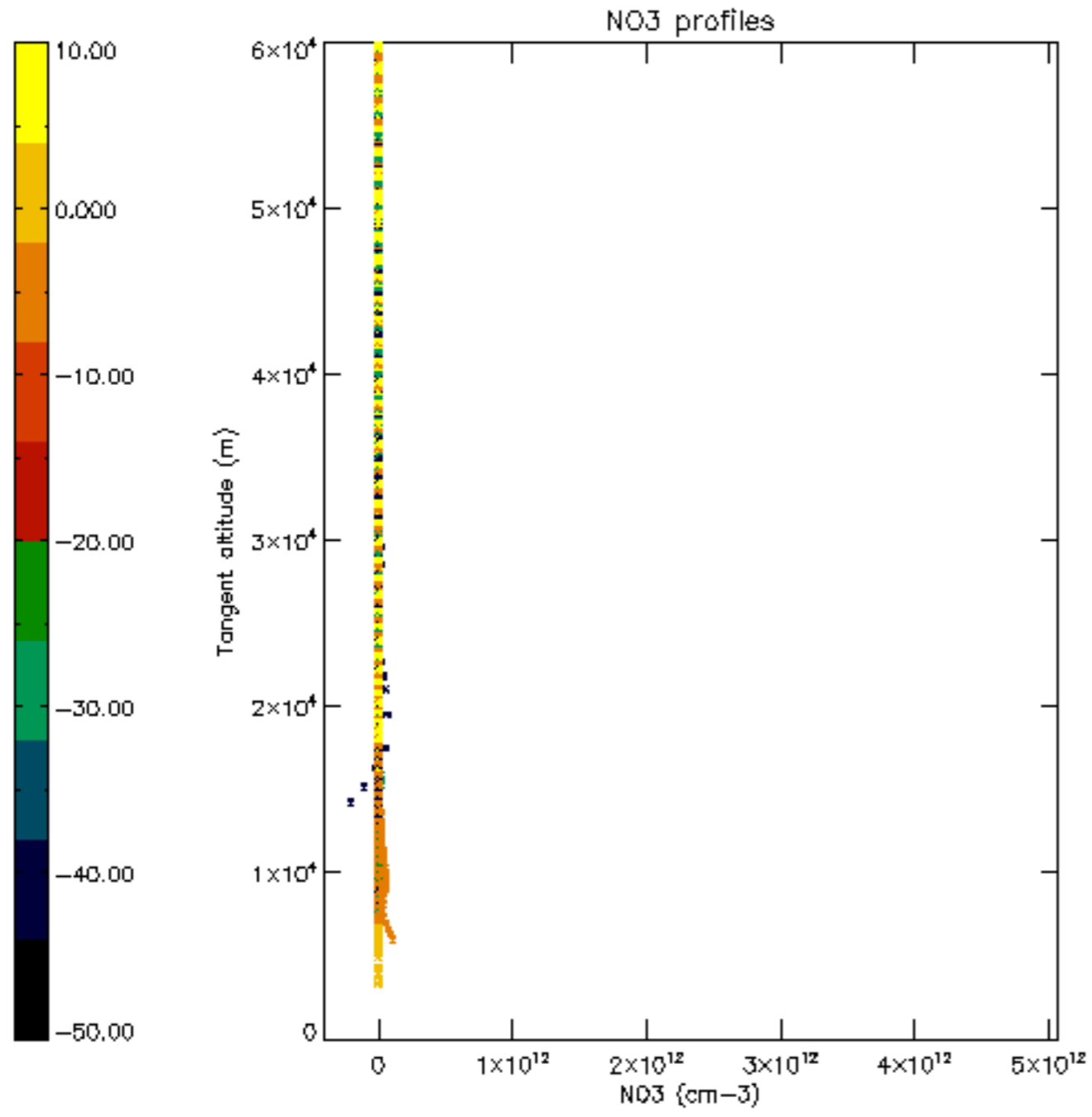


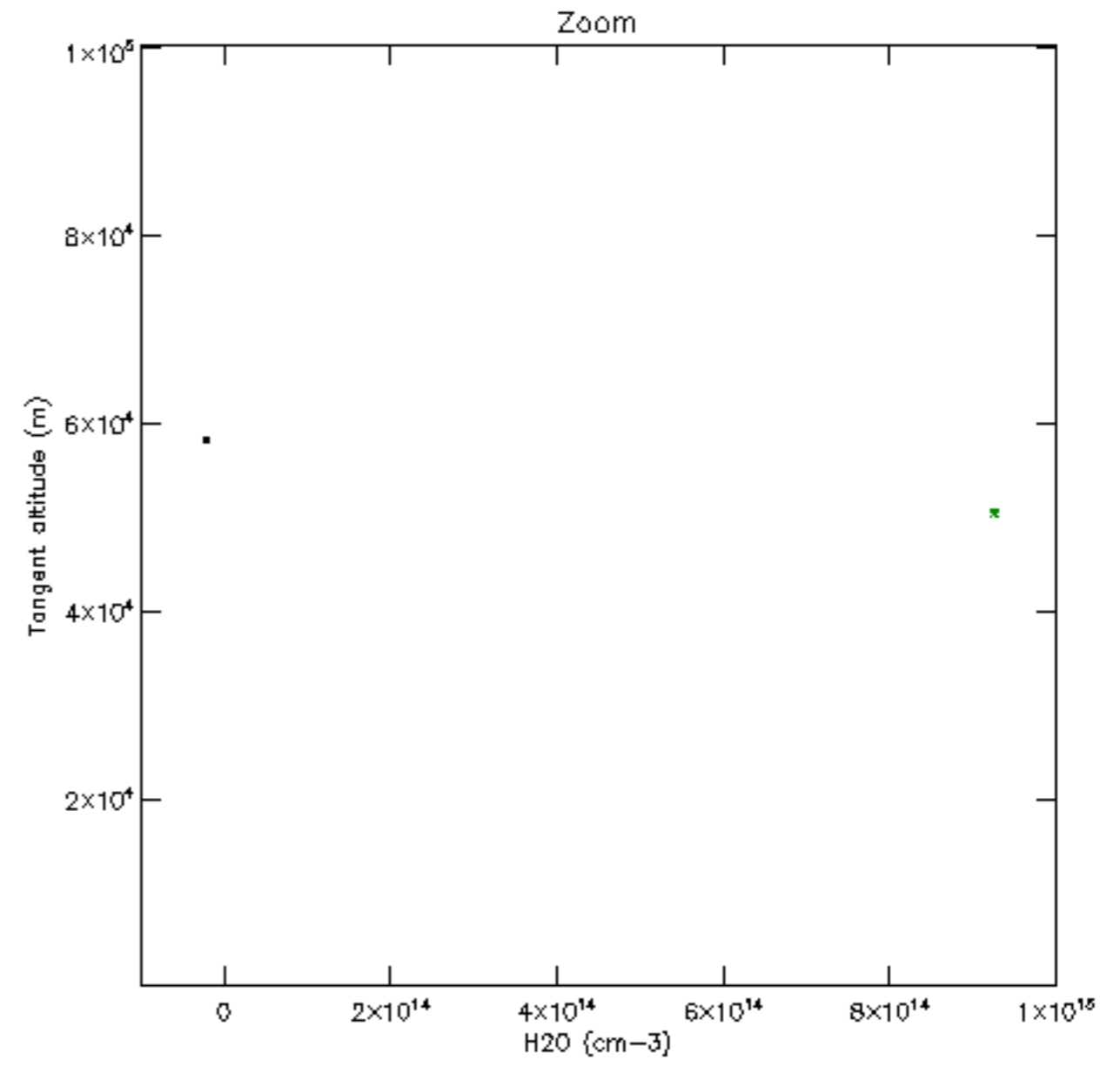
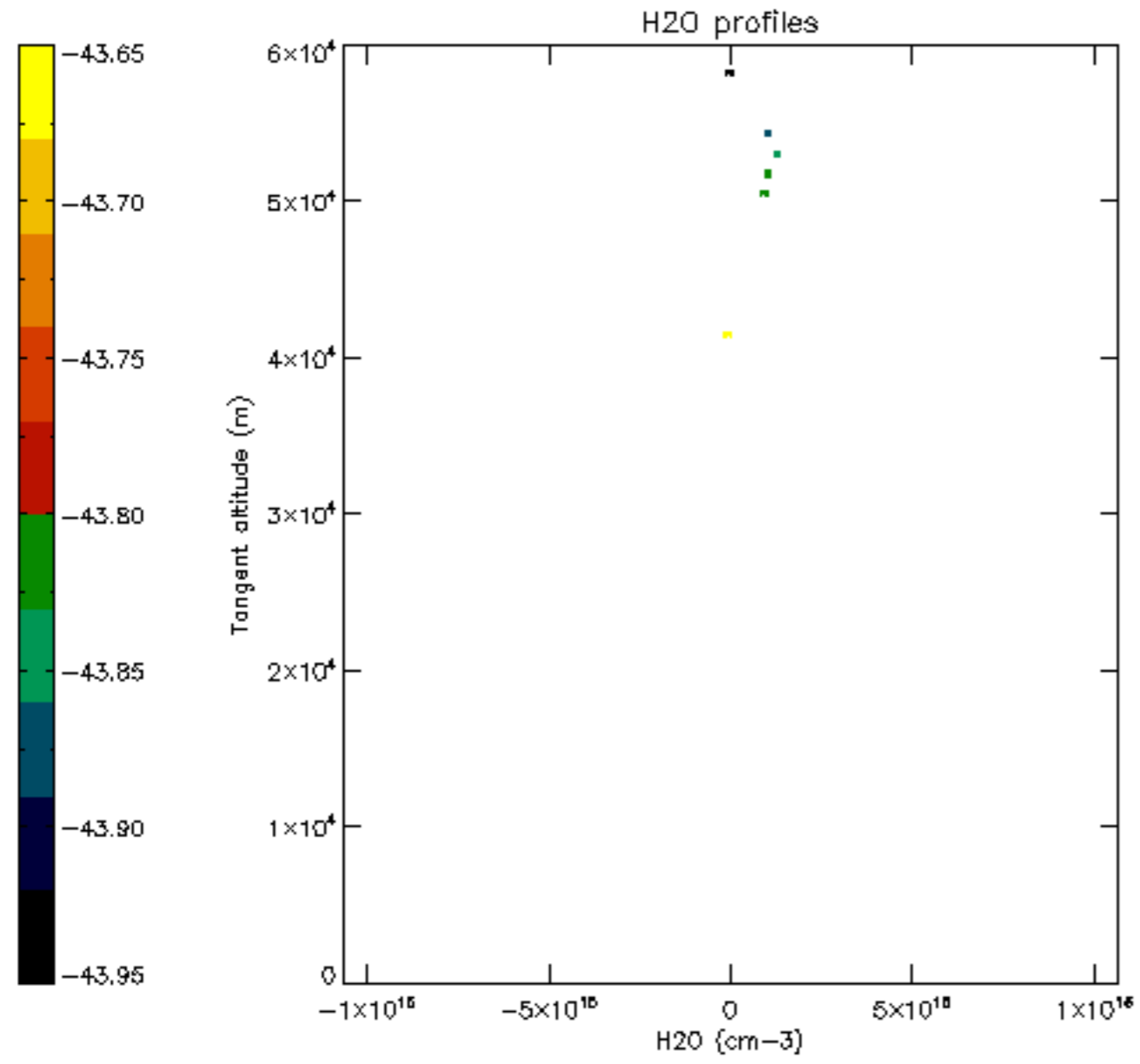


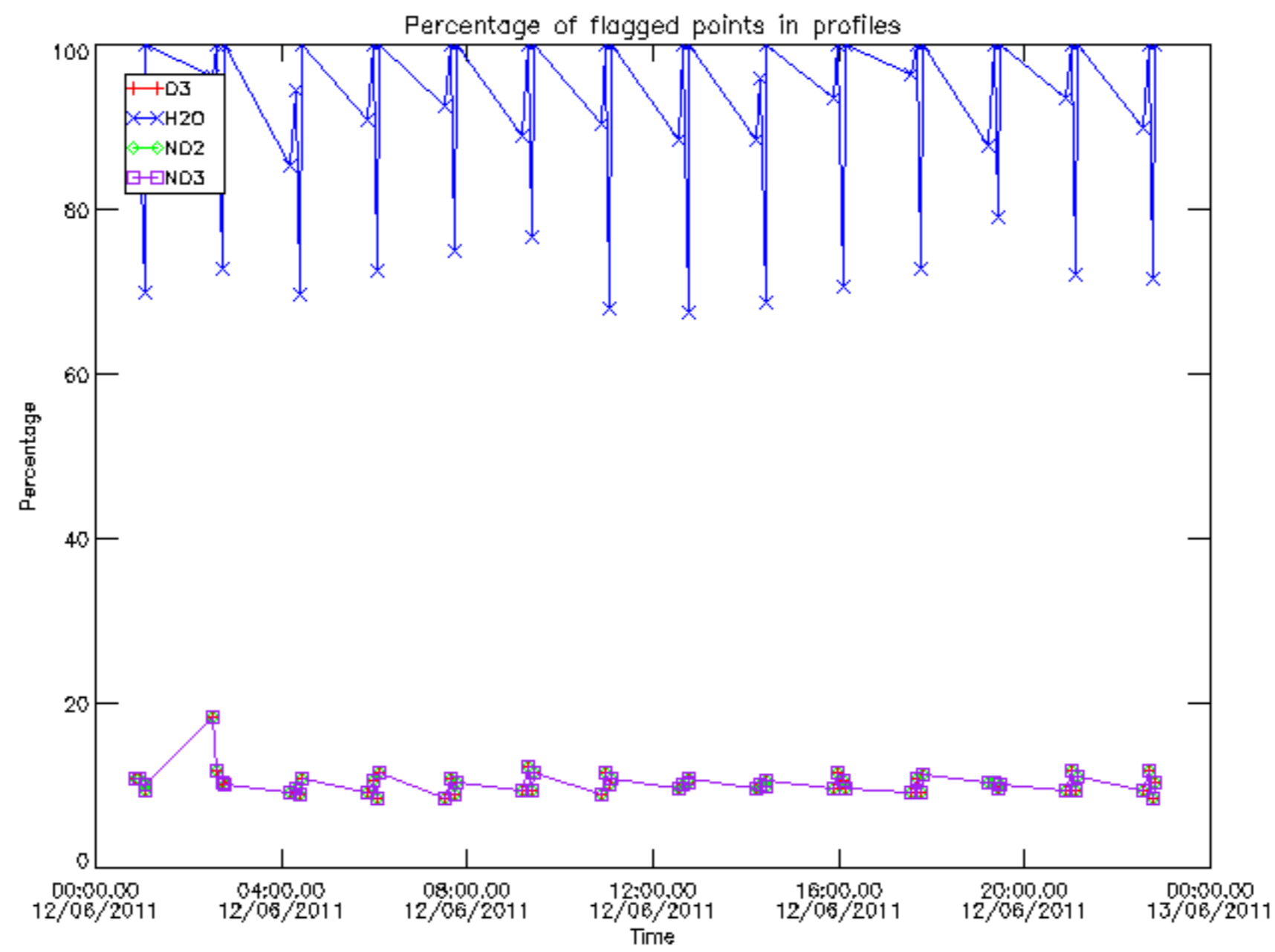




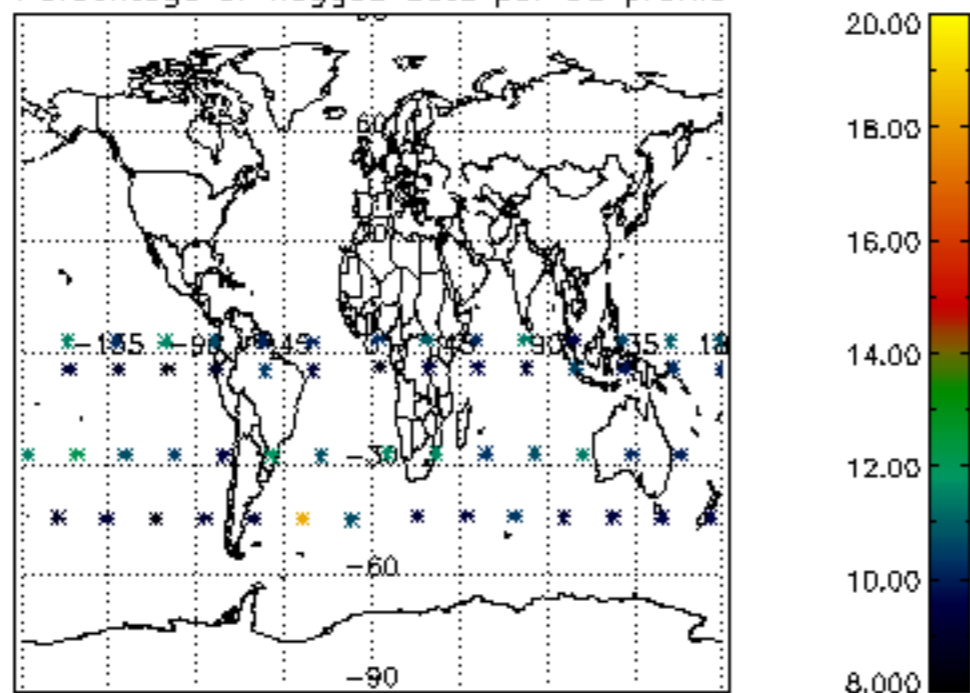




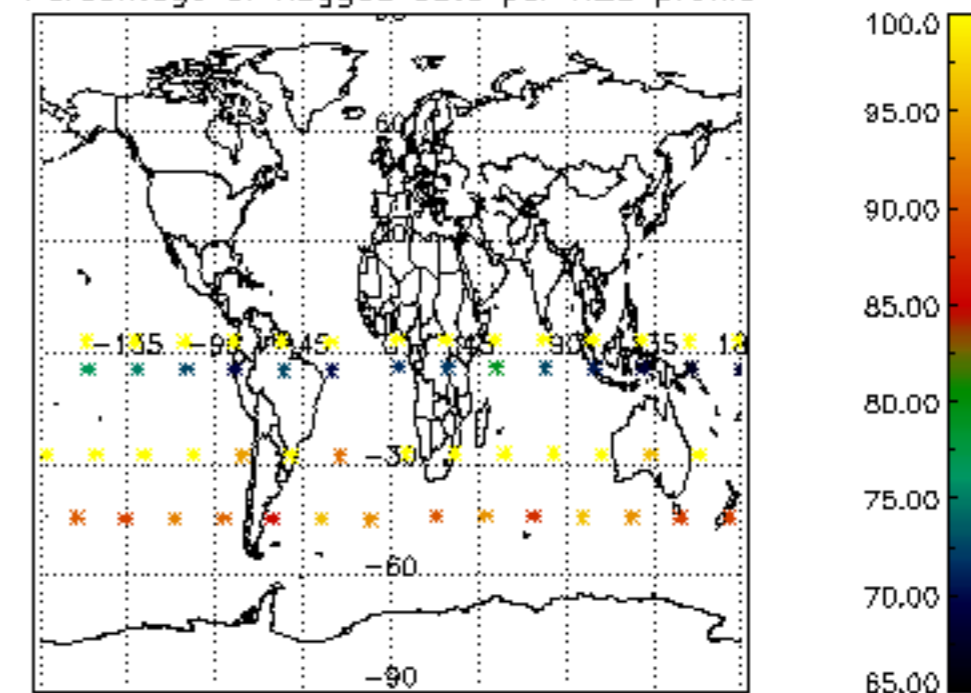




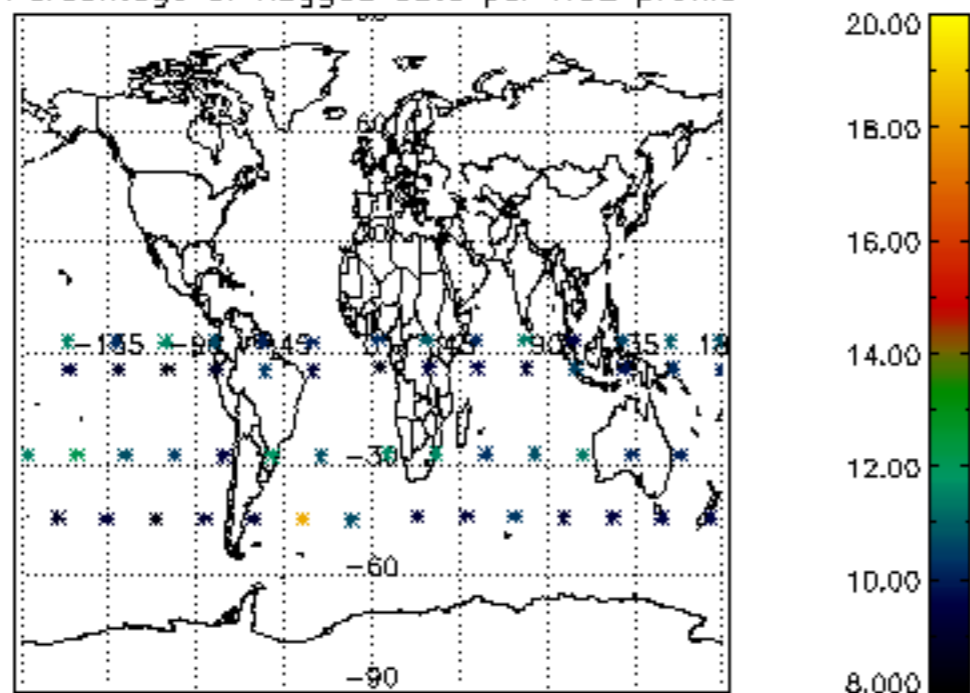
Percentage of flagged data per D3 profile



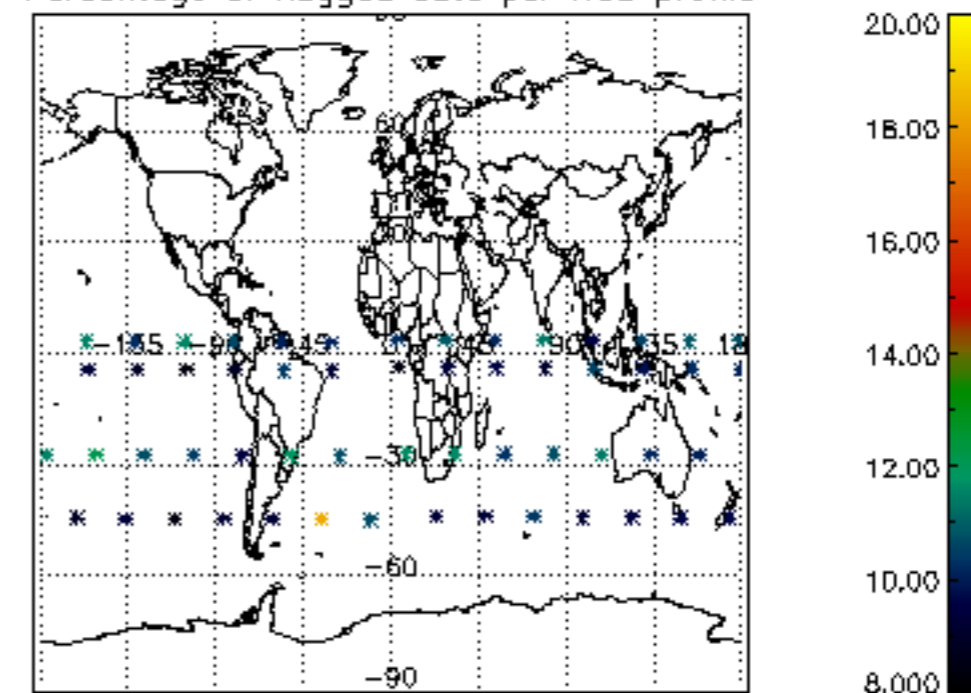
Percentage of flagged data per H2O profile



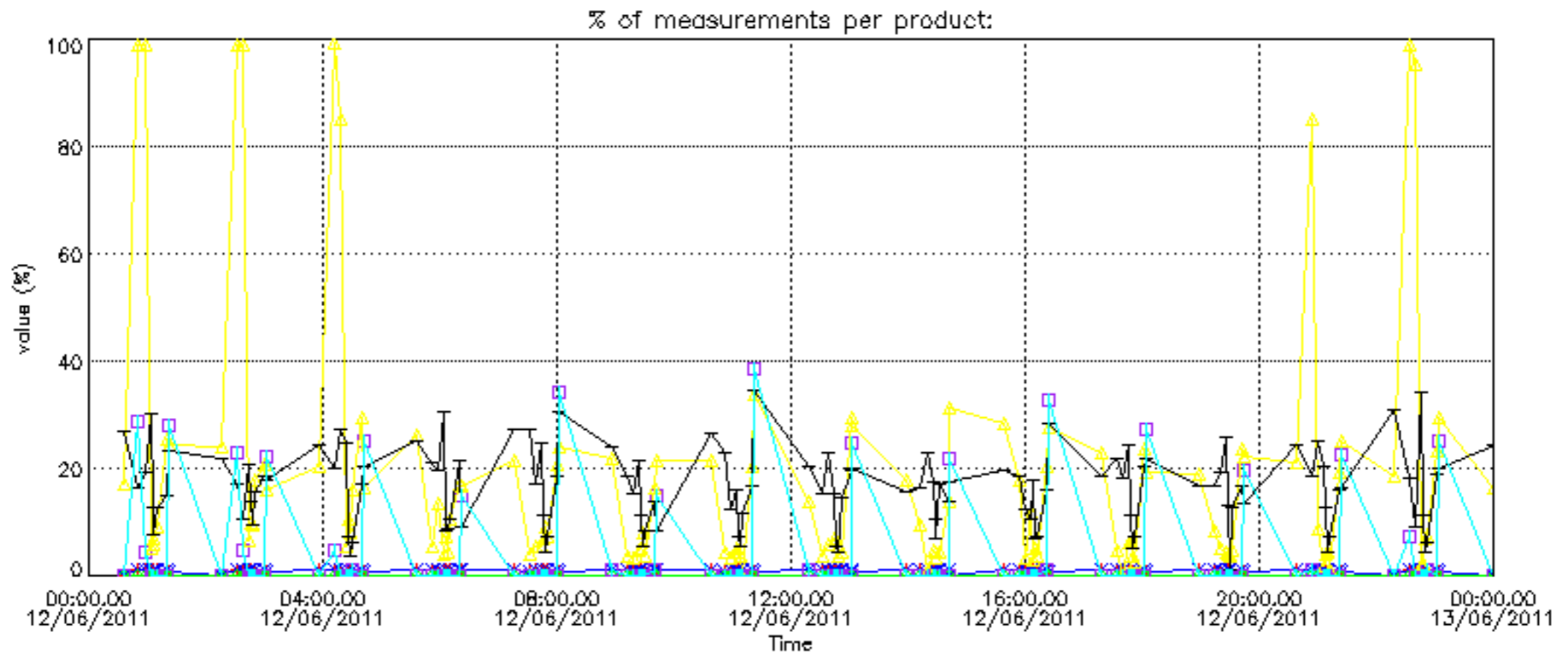
Percentage of flagged data per NO2 profile

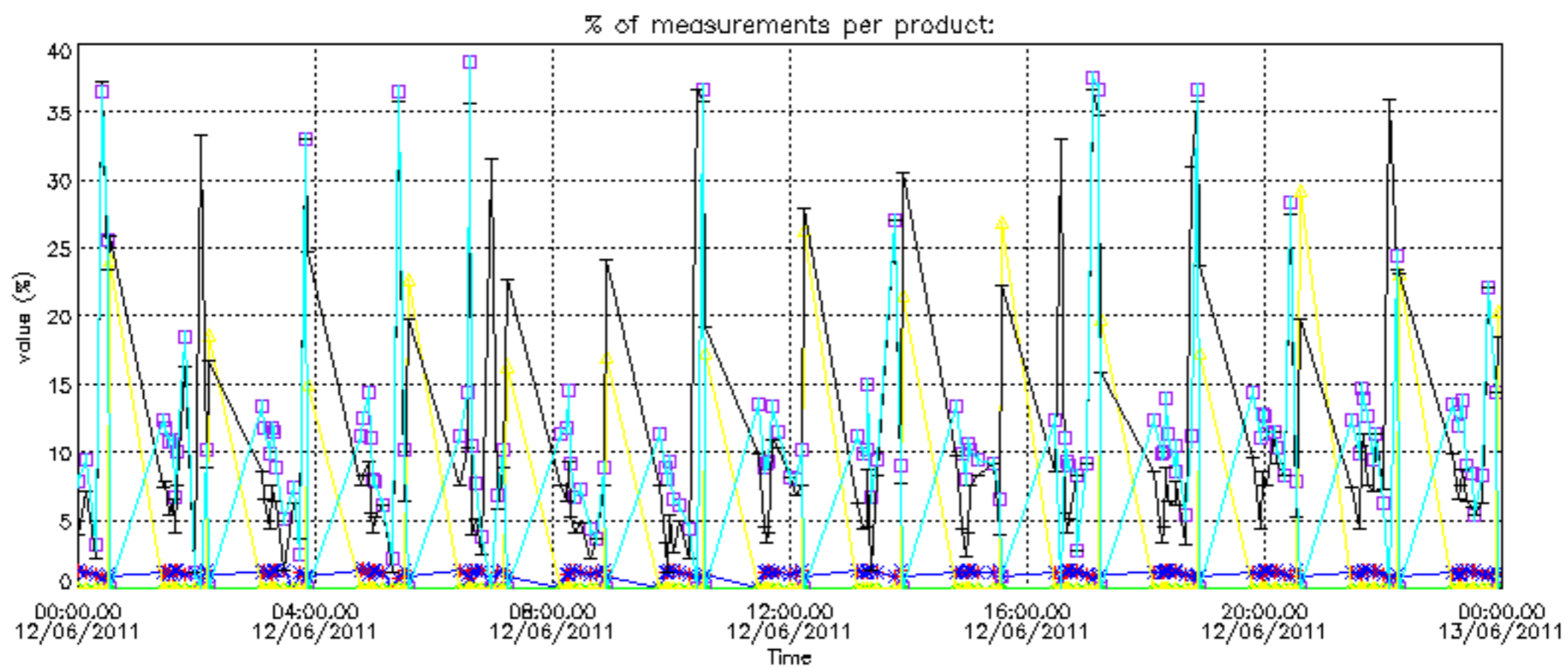


Percentage of flagged data per NO3 profile

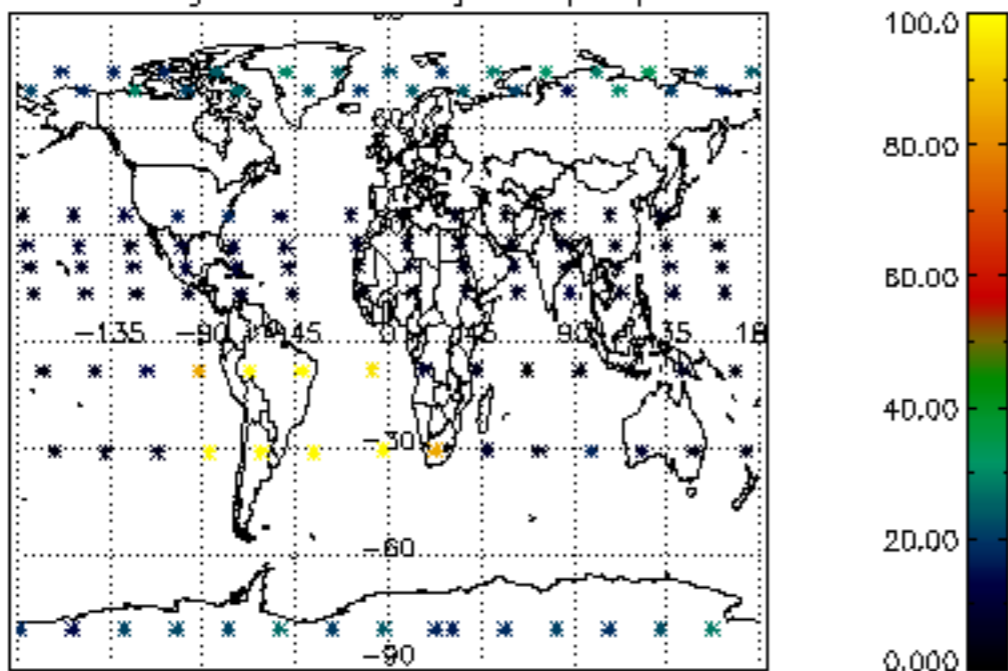




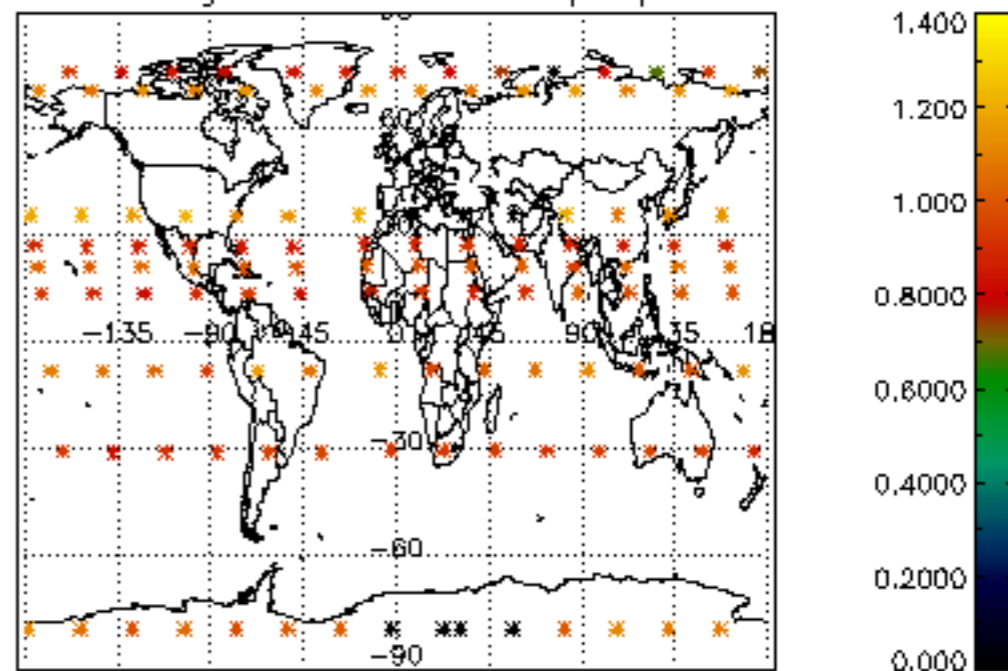




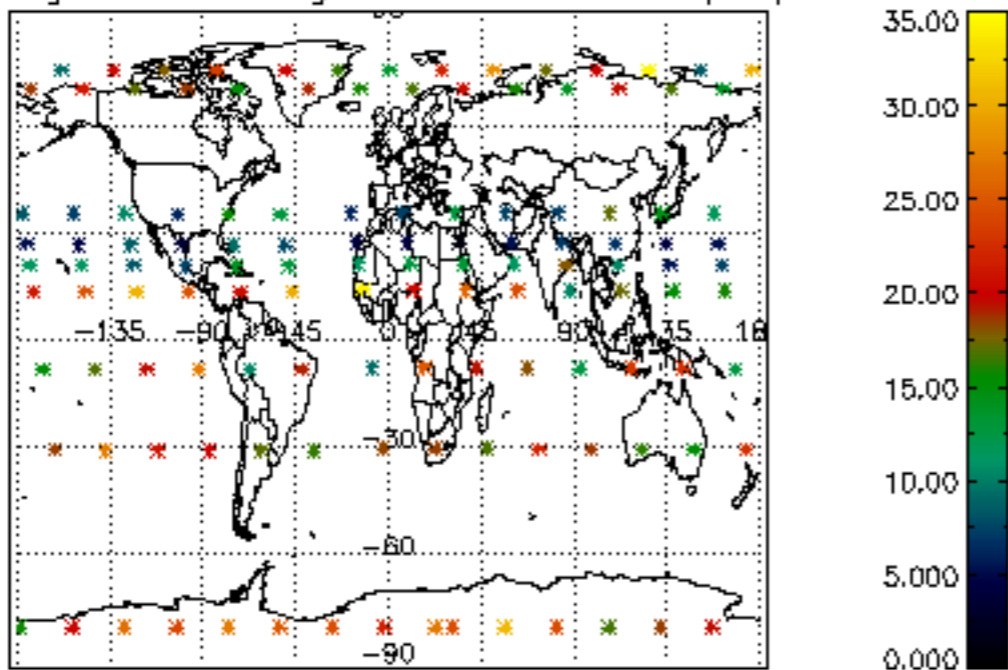
Percentage of cosmic ray hits per profile



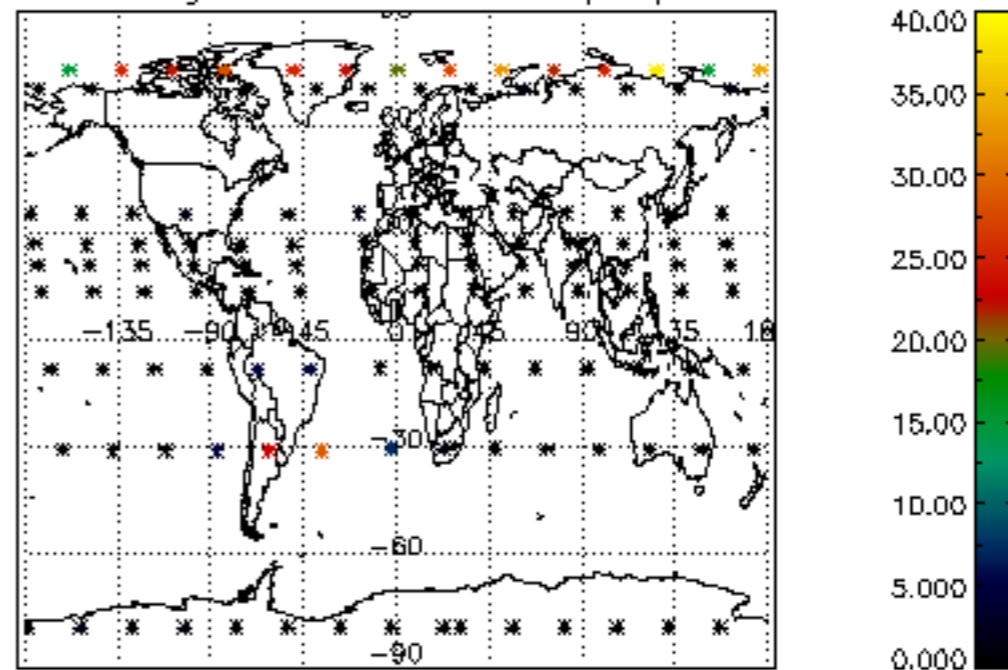
Percentage of datation errors per profile



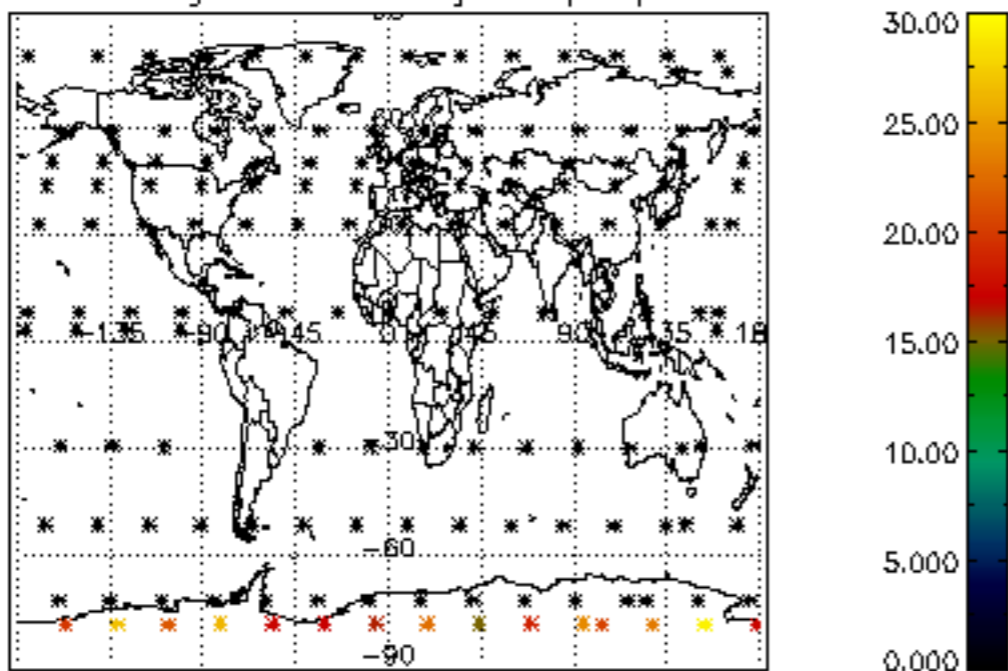
Percentage of star falling outside central band per profile



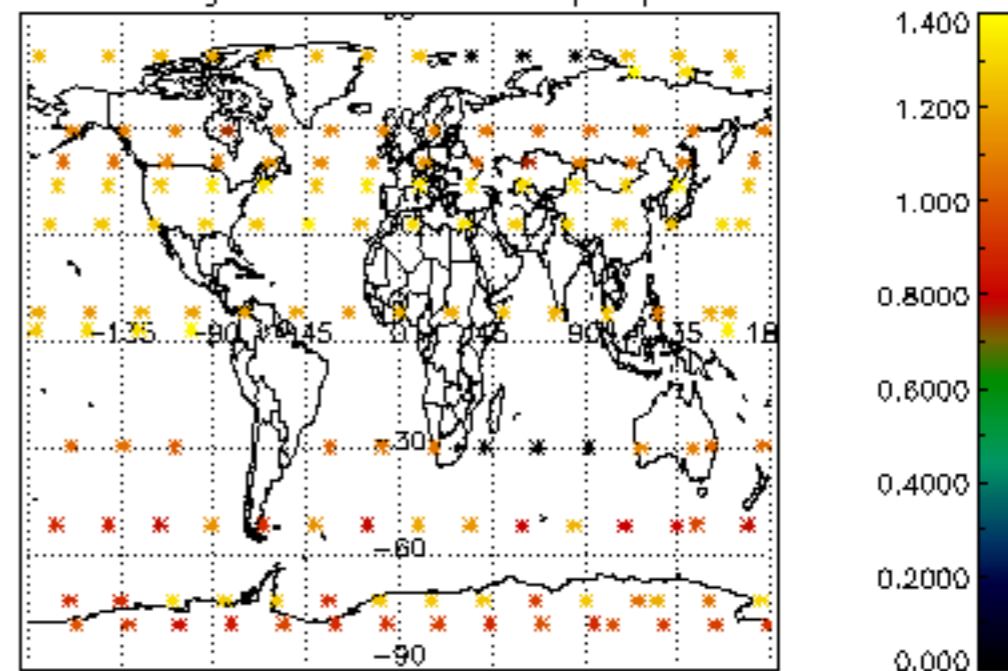
Percentage of saturation errors per profile



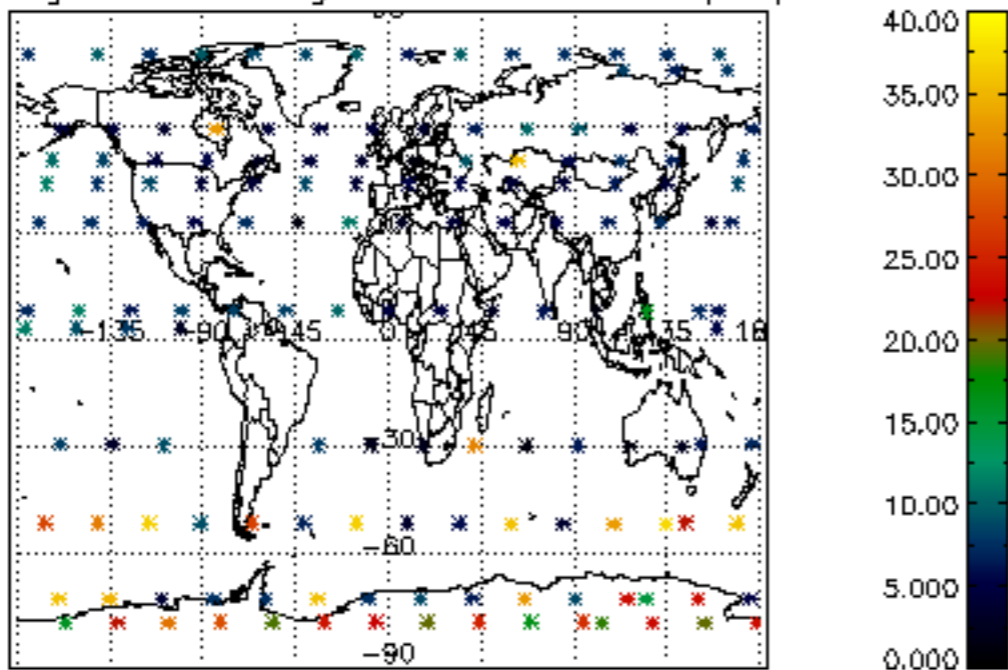
Percentage of cosmic ray hits per profile



Percentage of datation errors per profile



Percentage of star falling outside central band per profile



Percentage of saturation errors per profile

