

# GOMOS Level 2 Daily Report

## SUMMARY

### [1. General Info](#)

### [2. Summary of processed GOM\\_NL\\_2P products](#)

### [3. Level 2 Quality information per product](#)

#### [3.1 Plot of level 2 quality information per product \(time dependant\)](#)

#### [3.2 Plot of level 2 quality information per product \(world map\)](#)

### [4. Level 1 Quality information per product \(stored on level 2 products\)](#)

#### [4.1 Plot of level 1 quality information per product \(time dependant\)](#)

##### [4.1.1 Plot of level 1 quality information per product \(time dependant\): ASCENDING](#)

##### [4.1.2 Plot of level 1 quality information per product \(time dependant\): DESCENDING](#)

#### [4.2 Plot of level 1 quality information per product \(world map\)](#)

##### [4.2.1 Plot of level 1 quality information per product \(world map\): ASCENDING](#)

##### [4.2.2 Plot of level 1 quality information per product \(world map\): DESCENDING](#)

### [5. Ozone profiles based on quality statistics and other trace gas profiles](#)

#### [5.1 Ozone statistics based on quality of products](#)

#### [5.2 Plot ozone profiles for all STD \(dark without errors\)](#)

#### [5.3 Plot ozone profiles where STD < 20% \(dark without errors\)](#)

#### [5.4. Plot ozone profiles where STD < 10% \(dark without errors\)](#)

#### [5.5. Plot ozone profiles where STD < 5% \(dark without errors\)](#)

#### [5.6 Plot NO2 profiles for all STD \(dark without errors\)](#)

#### [5.7 Plot NO3 profiles for all STD \(dark without errors\)](#)

#### [5.8 Plot H2O profiles \(only for occultations of stars 1,2,3,4,13,14,16,26,63 dark without errors\) for all STD](#)

### [6. Auxiliary Data Files used for the production reported in section 2](#)

This report presents the daily analysis on parameters extracted from GOMOS level 2 data (GOM\_NL\_\_2P). It is intended to monitor some important parameters that will impact the quality of these products. A list of level 2 products (and content) that have arrived during the reporting day to the PCF is also given.

Item	Value
Time of report generation	24APR2013 14:33:44
Data source version	GOMOS/6.01
Start time of products	09-06-2011 (09JUN2011 00:00:00)
Stop time of products	10-06-2011 (10JUN2011 00:00:00)
Store outputs in DB	Yes
Nb of level 2 prods	270
Nb of prods with errors	0

## 2. Summary of processed GOM\_NL\_\_2P products.

Nr	Filename	UTC Start time	Limb	Duration	Star Id	Star Name	Star Mag	Star Temp	Nb Meas	Orbit	Prod. error
1	GOM_NL__2PRFIN20110609_000252_000000493103_00203_48493_2293.N1	09-JUN-2011 00:02:52	Bright	49.000	126	60Bet Oph	2.7700	4250.0	98	48493	No
2	GOM_NL__2PRFIN20110609_000530_000000473103_00203_48493_2294.N1	09-JUN-2011 00:05:30	Bright	47.000	59	55Alp Oph	2.0800	8900.0	94	48493	No
3	GOM_NL__2PRFIN20110609_001017_000000413103_00203_48493_2295.N1	09-JUN-2011 00:10:17	Bright	40.500	133	40Zet Her	2.8070	6000.0	81	48493	No
4	GOM_NL__2PRFIN20110609_001722_000000433103_00203_48493_2296.N1	09-JUN-2011 00:17:22	Bright	43.000	130	23Bet Dra	2.7990	5800.0	86	48493	No
5	GOM_NL__2PRFIN20110609_002803_000000483103_00203_48493_2297.N1	09-JUN-2011 00:28:03	Bright	47.500	89	5Alp Cep	2.4510	8000.0	95	48493	No
6	GOM_NL__2PRFIN20110609_003405_000000583103_00203_48493_2298.N1	09-JUN-2011 00:34:05	Bright	58.000	76	27Gam Cas	2.3000	30000.	116	48493	No
7	GOM_NL__2PRFIN20110609_003957_000000513103_00203_48493_2299.N1	09-JUN-2011 00:39:57	Bright	50.500	73	57Gam1And	2.2600	13100.	101	48493	No
8	GOM_NL__2PRFIN20110609_004215_000000623103_00203_48493_2300.N1	09-JUN-2011 00:42:15	Bright	61.500	53	43Bet And	2.0480	3300.0	123	48493	No
9	GOM_NL__2PRFIN20110609_004531_000000483103_00203_48493_2301.N1	09-JUN-2011 00:45:31	Twilight	47.500	50	13Alp Ari	2.0070	4250.0	95	48493	No
10	GOM_NL__2PRFIN20110609_010007_000000513103_00203_48493_2302.N1	09-JUN-2011 01:00:07	Dark	50.500	52	16Bet Cet	2.0370	4500.0	101	48493	No
11	GOM_NL__2PRFIN20110609_010636_000000473103_00203_48493_2303.N1	09-JUN-2011 01:06:36	Dark	46.500	84	Alp Phe	2.3970	4500.0	93	48493	No
12	GOM_NL__2PRFIN20110609_011229_000000643103_00204_48494_2309.N1	09-JUN-2011 01:12:29	Dark	64.000	63	Bet Gru	2.1500	2800.0	128	48494	No
13	GOM_NL__2PRFIN20110609_011429_000000493103_00204_48494_2310.N1	09-JUN-2011 01:14:29	Dark	48.500	31	Alp Gru	1.7340	15200.	97	48494	No
14	GOM_NL__2PRFIN20110609_011850_000000443103_00204_48494_2311.N1	09-JUN-2011 01:18:50	Straylight	43.500	45	Alp Pav	1.9400	26000.	87	48494	No
15	GOM_NL__2PRFIN20110609_012723_000000453103_00204_48494_2312.N1	09-JUN-2011 01:27:23	Straylight	45.000	40	The Sco	1.8590	7100.0	90	48494	No
16	GOM_NL__2PRFIN20110609_012907_000000463103_00204_48494_2313.N1	09-JUN-2011 01:29:07	Twilight	46.000	25	35Lam Sco	1.6200	28000.	92	48494	No
17	GOM_NL__2PRFIN20110609_013028_000000493103_00204_48494_2314.N1	09-JUN-2011 01:30:28	Twilight	49.000	167	10Gam2Sgr	2.9840	4500.0	98	48494	No
18	GOM_NL__2PRFIN20110609_013559_000000423103_00204_48494_2315.N1	09-JUN-2011 01:35:59	Bright	42.000	86	35Eta Oph	2.4300	10200.	84	48494	No
19	GOM_NL__2PRFIN20110609_013744_000000393103_00204_48494_2316.N1	09-JUN-2011 01:37:44	Bright	39.000	98	13Zet Oph	2.5710	30000.	78	48494	No
20	GOM_NL__2PRFIN20110609_013951_000000373103_00204_48494_2317.N1	09-JUN-2011 01:39:51	Bright	37.000	120	1Del Oph	2.7340	3200.0	74	48494	No
21	GOM_NL__2PRFIN20110609_014306_000000493103_00204_48494_2318.N1	09-JUN-2011 01:43:06	Bright	49.000	126	60Bet Oph	2.7700	4250.0	98	48494	No
22	GOM_NL__2PRFIN20110609_014544_000000493103_00204_48494_2319.N1	09-JUN-2011 01:45:44	Bright	49.000	59	55Alp Oph	2.0800	8900.0	98	48494	No
23	GOM_NL__2PRFIN20110609_014721_000000413103_00204_48494_2320.N1	09-JUN-2011 01:47:21	Bright	40.500	127	27Bet Her	2.7810	4700.0	81	48494	No
24	GOM_NL__2PRFIN20110609_015031_000000423103_00204_48494_2321.N1	09-JUN-2011 01:50:31	Bright	42.000	133	40Zet Her	2.8070	6000.0	84	48494	No
25	GOM_NL__2PRFIN20110609_015735_000000403103_00204_48494_2322.N1	09-JUN-2011 01:57:35	Bright	40.000	130	23Bet Dra	2.7990	5800.0	80	48494	No
26	GOM_NL__2PRFIN20110609_020816_000000693103_00204_48494_2323.N1	09-JUN-2011 02:08:16	Bright	68.500	89	5Alp Cep	2.4510	8000.0	137	48494	No
27	GOM_NL__2PRFIN20110609_021419_000000583103_00204_48494_2324.N1	09-JUN-2011 02:14:19	Bright	58.000	76	27Gam Cas	2.3000	30000.	116	48494	No
28	GOM_NL__2PRFIN20110609_022010_000000363103_00204_48494_2325.N1	09-JUN-2011 02:20:10	Bright	35.500	73	57Gam1And	2.2600	13100.	71	48494	No
29	GOM_NL__2PRFIN20110609_022229_000000613103_00204_48494_2326.N1	09-JUN-2011 02:22:29	Bright	60.500	53	43Bet And	2.0480	3300.0	121	48494	No
30	GOM_NL__2PRFIN20110609_022546_000000493103_00204_48494_2327.N1	09-JUN-2011 02:25:46	Twilight	48.500	50	13Alp Ari	2.0070	4250.0	97	48494	No
31	GOM_NL__2PRFIN20110609_024022_000000503103_00204_48494_2328.N1	09-JUN-2011 02:40:22	Dark	49.500	52	16Bet Cet	2.0370	4500.0	99	48494	No
32	GOM_NL__2PRFIN20110609_024651_000000453103_00204_48494_2329.N1	09-JUN-2011 02:46:51	Dark	44.500	84	Alp Phe	2.3970	4500.0	89	48494	No
33	GOM_NL__2PRFIN20110609_025244_000000513103_00205_48495_2340.N1	09-JUN-2011 02:52:44	Dark	50.500	63	Bet Gru	2.1500	2800.0	101	48495	No
34	GOM_NL__2PRFIN20110609_025444_000000503103_00205_48495_2341.N1	09-JUN-2011 02:54:44	Dark	49.500	31	Alp Gru	1.7340	15200.	99	48495	No
35	GOM_NL__2PRFIN20110609_025905_000000443103_00205_48495_2342.N1	09-JUN-2011 02:59:05	Straylight	43.500	45	Alp Pav	1.9400	26000.	87	48495	No
36	GOM_NL__2PRFIN20110609_030738_000000423103_00205_48495_2343.N1	09-JUN-2011 03:07:38	Straylight	41.500	40	The Sco	1.8590	7100.0	83	48495	No
37	GOM_NL__2PRFIN20110609_030922_000000453103_00205_48495_2344.N1	09-JUN-2011 03:09:22	Twilight	44.500	25	35Lam Sco	1.6200	28000.	89	48495	No
38	GOM_NL__2PRFIN20110609_031043_000000503103_00205_48495_2345.N1	09-JUN-2011 03:10:43	Twilight	50.000	167	10Gam2Sgr	2.9840	4500.0	100	48495	No
39	GOM_NL__2PRFIN20110609_031613_000000423103_00205_48495_2346.N1	09-JUN-2011 03:16:13	Bright	42.000	86	35Eta Oph	2.4300	10200.	84	48495	No
40	GOM_NL__2PRFIN20110609_031758_000000403103_00205_48495_2347.N1	09-JUN-2011 03:17:58	Bright	40.000	98	13Zet Oph	2.5710	30000.	80	48495	No
41	GOM_NL__2PRFIN20110609_032005_000000373103_00205_48495_2348.N1	09-JUN-2011 03:20:05	Bright	37.000	120	1Del Oph	2.7340	3200.0	74	48495	No
42	GOM_NL__2PRFIN20110609_032320_000000513103_00205_48495_2349.N1	09-JUN-2011 03:23:20	Bright	51.000	126	60Bet Oph	2.7700	4250.0	102	48495	No

43	GOM_NL__2PRFIN20110609_032557_000000513103_00205_48495_2350.N1	09-JUN-2011 03:25:57	Bright	51.000	59	55Alp Oph	2.0800	8900.0	102	48495	No
44	GOM_NL__2PRFIN20110609_032734_000000413103_00205_48495_2351.N1	09-JUN-2011 03:27:34	Bright	41.000	127	27Bet Her	2.7810	4700.0	82	48495	No
45	GOM_NL__2PRFIN20110609_033044_000000413103_00205_48495_2352.N1	09-JUN-2011 03:30:44	Bright	40.500	133	40Zet Her	2.8070	6000.0	81	48495	No
46	GOM_NL__2PRFIN20110609_033749_000000423103_00205_48495_2353.N1	09-JUN-2011 03:37:49	Bright	42.000	130	23Bet Dra	2.7990	5800.0	84	48495	No
47	GOM_NL__2PRFIN20110609_034830_000000473103_00205_48495_2354.N1	09-JUN-2011 03:48:30	Bright	47.000	89	5Alp Cep	2.4510	8000.0	94	48495	No
48	GOM_NL__2PRFIN20110609_035433_000000533103_00205_48495_2355.N1	09-JUN-2011 03:54:33	Bright	53.000	76	27Gam Cas	2.3000	30000.	106	48495	No
49	GOM_NL__2PRFIN20110609_040025_000000353103_00205_48495_2356.N1	09-JUN-2011 04:00:25	Bright	35.000	73	57Gam1And	2.2600	13100.	70	48495	No
50	GOM_NL__2PRFIN20110609_040243_000000623103_00205_48495_2357.N1	09-JUN-2011 04:02:43	Bright	62.000	53	43Bet And	2.0480	3300.0	124	48495	No
51	GOM_NL__2PRFIN20110609_040600_000000473103_00205_48495_2358.N1	09-JUN-2011 04:06:00	Twilight	47.000	50	13Alp Ari	2.0070	4250.0	94	48495	No
52	GOM_NL__2PRFIN20110609_042037_000000523103_00205_48495_2359.N1	09-JUN-2011 04:20:37	Dark	52.000	52	16Bet Cet	2.0370	4500.0	104	48495	No
53	GOM_NL__2PRFIN20110609_042706_000000423103_00205_48495_2360.N1	09-JUN-2011 04:27:06	Dark	41.500	84	Alp Phe	2.3970	4500.0	83	48495	No
54	GOM_NL__2PRFIN20110609_043259_000000633103_00206_48496_2372.N1	09-JUN-2011 04:32:59	Dark	62.500	63	Bet Gru	2.1500	2800.0	125	48496	No
55	GOM_NL__2PRFIN20110609_043459_000000483103_00206_48496_2373.N1	09-JUN-2011 04:34:59	Dark	47.500	31	Alp Gru	1.7340	15200.	95	48496	No
56	GOM_NL__2PRFIN20110609_043920_000000433103_00206_48496_2374.N1	09-JUN-2011 04:39:20	Straylight	42.500	45	Alp Pav	1.9400	26000.	85	48496	No
57	GOM_NL__2PRFIN20110609_044752_000000473103_00206_48496_2375.N1	09-JUN-2011 04:47:52	Straylight	47.000	40	The Sco	1.8590	7100.0	94	48496	No
58	GOM_NL__2PRFIN20110609_044936_000000473103_00206_48496_2376.N1	09-JUN-2011 04:49:36	Tw_and_stray	47.000	25	35Lam Sco	1.6200	28000.	94	48496	No
59	GOM_NL__2PRFIN20110609_045057_000000503103_00206_48496_2377.N1	09-JUN-2011 04:50:57	Tw_and_stray	49.500	167	10Gam2Sgr	2.9840	4500.0	99	48496	No
60	GOM_NL__2PRFIN20110609_045627_000000423103_00206_48496_2378.N1	09-JUN-2011 04:56:27	Bright	42.000	86	35Eta Oph	2.4300	10200.	84	48496	No
61	GOM_NL__2PRFIN20110609_045813_000000393103_00206_48496_2379.N1	09-JUN-2011 04:58:13	Bright	38.500	98	13Zet Oph	2.5710	30000.	77	48496	No
62	GOM_NL__2PRFIN20110609_050333_000000523103_00206_48496_2380.N1	09-JUN-2011 05:03:33	Bright	51.500	126	60Bet Oph	2.7700	4250.0	103	48496	No
63	GOM_NL__2PRFIN20110609_050611_000000503103_00206_48496_2381.N1	09-JUN-2011 05:06:11	Bright	50.000	59	55Alp Oph	2.0800	8900.0	100	48496	No
64	GOM_NL__2PRFIN20110609_050748_000000413103_00206_48496_2382.N1	09-JUN-2011 05:07:48	Bright	40.500	127	27Bet Her	2.7810	4700.0	81	48496	No
65	GOM_NL__2PRFIN20110609_051058_000000413103_00206_48496_2383.N1	09-JUN-2011 05:10:58	Bright	41.000	133	40Zet Her	2.8070	6000.0	82	48496	No
66	GOM_NL__2PRFIN20110609_051803_000000433103_00206_48496_2384.N1	09-JUN-2011 05:18:03	Bright	43.000	130	23Bet Dra	2.7990	5800.0	86	48496	No
67	GOM_NL__2PRFIN20110609_052843_000000483103_00206_48496_2385.N1	09-JUN-2011 05:28:43	Bright	48.000	89	5Alp Cep	2.4510	8000.0	96	48496	No
68	GOM_NL__2PRFIN20110609_053446_000000483103_00206_48496_2386.N1	09-JUN-2011 05:34:46	Bright	48.000	76	27Gam Cas	2.3000	30000.	96	48496	No
69	GOM_NL__2PRFIN20110609_054039_000000373103_00206_48496_2387.N1	09-JUN-2011 05:40:39	Bright	37.000	73	57Gam1And	2.2600	13100.	74	48496	No
70	GOM_NL__2PRFIN20110609_054257_000000533103_00206_48496_2388.N1	09-JUN-2011 05:42:57	Bright	53.000	53	43Bet And	2.0480	3300.0	106	48496	No
71	GOM_NL__2PRFIN20110609_054614_000000483103_00206_48496_2389.N1	09-JUN-2011 05:46:14	Twilight	47.500	50	13Alp Ari	2.0070	4250.0	95	48496	No
72	GOM_NL__2PRFIN20110609_060052_000000553103_00206_48496_2390.N1	09-JUN-2011 06:00:52	Dark	54.500	52	16Bet Cet	2.0370	4500.0	109	48496	No
73	GOM_NL__2PRFIN20110609_060720_000000443103_00206_48496_2391.N1	09-JUN-2011 06:07:20	Dark	44.000	84	Alp Phe	2.3970	4500.0	88	48496	No
74	GOM_NL__2PRFIN20110609_061314_000000603103_00207_48497_2386.N1	09-JUN-2011 06:13:14	Dark	59.500	63	Bet Gru	2.1500	2800.0	119	48497	No
75	GOM_NL__2PRFIN20110609_061514_000000483103_00207_48497_2387.N1	09-JUN-2011 06:15:14	Dark	48.000	31	Alp Gru	1.7340	15200.	96	48497	No
76	GOM_NL__2PRFIN20110609_061934_000000453103_00207_48497_2388.N1	09-JUN-2011 06:19:34	Straylight	44.500	45	Alp Pav	1.9400	26000.	89	48497	No
77	GOM_NL__2PRFIN20110609_062806_000000453103_00207_48497_2389.N1	09-JUN-2011 06:28:06	Straylight	44.500	40	The Sco	1.8590	7100.0	89	48497	No
78	GOM_NL__2PRFIN20110609_062951_000000473103_00207_48497_2390.N1	09-JUN-2011 06:29:51	Tw_and_stray	47.000	25	35Lam Sco	1.6200	28000.	94	48497	No
79	GOM_NL__2PRFIN20110609_063111_000000473103_00207_48497_2391.N1	09-JUN-2011 06:31:11	Tw_and_stray	47.000	167	10Gam2Sgr	2.9840	4500.0	94	48497	No
80	GOM_NL__2PRFIN20110609_063641_000000433103_00207_48497_2392.N1	09-JUN-2011 06:36:41	Bright	42.500	86	35Eta Oph	2.4300	10200.	85	48497	No
81	GOM_NL__2PRFIN20110609_063827_000000393103_00207_48497_2393.N1	09-JUN-2011 06:38:27	Bright	39.000	98	13Zet Oph	2.5710	30000.	78	48497	No
82	GOM_NL__2PRFIN20110609_064347_000000493103_00207_48497_2394.N1	09-JUN-2011 06:43:47	Bright	49.000	126	60Bet Oph	2.7700	4250.0	98	48497	No
83	GOM_NL__2PRFIN20110609_064624_000000503103_00207_48497_2395.N1	09-JUN-2011 06:46:24	Bright	50.000	59	55Alp Oph	2.0800	8900.0	100	48497	No
84	GOM_NL__2PRFIN20110609_064802_000000423103_00207_48497_2396.N1	09-JUN-2011 06:48:02	Bright	41.500	127	27Bet Her	2.7810	4700.0	83	48497	No
85	GOM_NL__2PRFIN20110609_065112_000000393103_00207_48497_2397.N1	09-JUN-2011 06:51:12	Bright	39.000	133	40Zet Her	2.8070	6000.0	78	48497	No
86	GOM_NL__2PRFIN20110609_065816_000000433103_00207_48497_2398.N1	09-JUN-2011 06:58:16	Bright	42.500	130	23Bet Dra	2.7990	5800.0	85	48497	No
87	GOM_NL__2PRFIN20110609_070857_000000483103_00207_48497_2399.N1	09-JUN-2011 07:08:57	Bright	47.500	89	5Alp Cep	2.4510	8000.0	95	48497	No
88	GOM_NL__2PRFIN20110609_071500_000000383103_00207_48497_2400.N1	09-JUN-2011 07:15:00	Bright	38.000	76	27Gam Cas	2.3000	30000.	76	48497	No
89	GOM_NL__2PRFIN20110609_072053_000000443103_00207_48497_2401.N1	09-JUN-2011 07:20:53	Bright	43.500	73	57Gam1And	2.2600	13100.	87	48497	No
90	GOM_NL__2PRFIN20110609_072311_000000573103_00207_48497_2402.N1	09-JUN-2011 07:23:11	Bright	57.000	53	43Bet And	2.0480	3300.0	114	48497	No
91	GOM_NL__2PRFIN20110609_072628_000000473103_00207_48497_2403.N1	09-JUN-2011 07:26:28	Twilight	47.000	50	13Alp Ari	2.0070	4250.0	94	48497	No
92	GOM_NL__2PRFIN20110609_074106_000000523103_00207_48497_2404.N1	09-JUN-2011 07:41:06	Dark	52.000	52	16Bet Cet	2.0370	4500.0	104	48497	No
93	GOM_NL__2PRFIN20110609_074735_000000453103_00207_48497_2405.N1	09-JUN-2011 07:47:35	Dark	44.500	84	Alp Phe	2.3970	4500.0	89	48497	No
94	GOM_NL__2PRFIN20110609_075329_000000613103_00208_48498_2422.N1	09-JUN-2011 07:53:29	Dark	60.500	63	Bet Gru	2.1500	2800.0	121	48498	No
95	GOM_NL__2PRFIN20110609_075529_000000473103_00208_48498_2423.N1	09-JUN-2011 07:55:29	Dark	47.000	31	Alp Gru	1.7340	15200.	94	48498	No
96	GOM_NL__2PRFIN20110609_075949_000000433103_00208_48498_2424.N1	09-JUN-2011 07:59:49	Straylight	43.000	45	Alp Pav	1.9400	26000.	86	48498	No
97	GOM_NL__2PRFIN20110609_080821_000000443103_00208_48498_2425.N1	09-JUN-2011 08:08:21	Straylight	44.000	40	The Sco	1.8590	7100.0	88	48498	No
98	GOM_NL__2PRFIN20110609_081005_000000453103_00208_48498_2426.N1	09-JUN-2011 08:10:05	Tw_and_stray	44.500	25	35Lam Sco	1.6200	28000.	89	48498	No
99	GOM_NL__2PRFIN20110609_081126_000000503103_00208_48498_2427.N1	09-JUN-2011 08:11:26	Tw_and_stray	49.500	167	10Gam2Sgr	2.9840	4500.0	99	48498	No
100	GOM_NL__2PRFIN20110609_081841_000000393103_00208_48498_2428.N1	09-JUN-2011 08:18:41	Bright	38.500	98	13Zet Oph	2.5710	30000.	77	48498	No
101	GOM_NL__2PRFIN20110609_082400_000000503103_00208_48498_2429.N1	09-JUN-2011 08:24:00	Bright	50.000	126	60Bet Oph	2.7700	4250.0	100	48498	No

102	GOM_NL__2PRFIN20110609_082638_000000473103_00208_48498_2430.N1	09-JUN-2011 08:26:38	Bright	47.000	59	55Alp Oph	2.0800	8900.0	94	48498	No
103	GOM_NL__2PRFIN20110609_082816_000000413103_00208_48498_2431.N1	09-JUN-2011 08:28:16	Bright	41.000	127	27Bet Her	2.7810	4700.0	82	48498	No
104	GOM_NL__2PRFIN20110609_083126_000000383103_00208_48498_2432.N1	09-JUN-2011 08:31:26	Bright	38.000	133	40Zet Her	2.8070	6000.0	76	48498	No
105	GOM_NL__2PRFIN20110609_083829_000000413103_00208_48498_2433.N1	09-JUN-2011 08:38:29	Bright	41.000	130	23Bet Dra	2.7990	5800.0	82	48498	No
106	GOM_NL__2PRFIN20110609_084910_000000483103_00208_48498_2434.N1	09-JUN-2011 08:49:10	Bright	48.000	89	5Alp Cep	2.4510	8000.0	96	48498	No
107	GOM_NL__2PRFIN20110609_085514_000000393103_00208_48498_2435.N1	09-JUN-2011 08:55:14	Bright	38.500	76	27Gam Cas	2.3000	30000.	77	48498	No
108	GOM_NL__2PRFIN20110609_090107_000000553103_00208_48498_2436.N1	09-JUN-2011 09:01:07	Bright	55.000	73	57Gam1And	2.2600	13100.	110	48498	No
109	GOM_NL__2PRFIN20110609_090325_000000533103_00208_48498_2437.N1	09-JUN-2011 09:03:25	Bright	53.000	53	43Bet And	2.0480	3300.0	106	48498	No
110	GOM_NL__2PRFIN20110609_090642_000000453103_00208_48498_2438.N1	09-JUN-2011 09:06:42	Twilight	44.500	50	13Alp Ari	2.0070	4250.0	89	48498	No
111	GOM_NL__2PRFIN20110609_092121_000000513103_00208_48498_2439.N1	09-JUN-2011 09:21:21	Dark	51.000	52	16Bet Cet	2.0370	4500.0	102	48498	No
112	GOM_NL__2PRFIN20110609_092750_000000473103_00208_48498_2440.N1	09-JUN-2011 09:27:50	Dark	46.500	84	Alp Phe	2.3970	4500.0	93	48498	No
113	GOM_NL__2PRFIN20110609_093344_000000523103_00209_48499_2450.N1	09-JUN-2011 09:33:44	Dark	52.000	63	Bet Gru	2.1500	2800.0	104	48499	No
114	GOM_NL__2PRFIN20110609_093544_000000483103_00209_48499_2451.N1	09-JUN-2011 09:35:44	Dark	48.000	31	Alp Gru	1.7340	15200.	96	48499	No
115	GOM_NL__2PRFIN20110609_094003_000000433103_00209_48499_2452.N1	09-JUN-2011 09:40:03	Straylight	42.500	45	Alp Pav	1.9400	26000.	85	48499	No
116	GOM_NL__2PRFIN20110609_094835_000000433103_00209_48499_2453.N1	09-JUN-2011 09:48:35	Straylight	42.500	40	The Sco	1.8590	7100.0	85	48499	No
117	GOM_NL__2PRFIN20110609_095019_000000473103_00209_48499_2454.N1	09-JUN-2011 09:50:19	Twi_and_stray	47.000	25	35Lam Sco	1.6200	28000.	94	48499	No
118	GOM_NL__2PRFIN20110609_095140_000000523103_00209_48499_2455.N1	09-JUN-2011 09:51:40	Twi_and_stray	51.500	167	10Gam2Sgr	2.9840	4500.0	103	48499	No
119	GOM_NL__2PRFIN20110609_095855_000000383103_00209_48499_2456.N1	09-JUN-2011 09:58:55	Bright	37.500	98	13Zet Oph	2.5710	30000.	75	48499	No
120	GOM_NL__2PRFIN20110609_100414_000000483103_00209_48499_2457.N1	09-JUN-2011 10:04:14	Bright	47.500	126	60Bet Oph	2.7700	4250.0	95	48499	No
121	GOM_NL__2PRFIN20110609_100652_000000483103_00209_48499_2458.N1	09-JUN-2011 10:06:52	Bright	47.500	59	55Alp Oph	2.0800	8900.0	95	48499	No
122	GOM_NL__2PRFIN20110609_100830_000000383103_00209_48499_2459.N1	09-JUN-2011 10:08:30	Bright	37.500	127	27Bet Her	2.7810	4700.0	75	48499	No
123	GOM_NL__2PRFIN20110609_101139_000000403103_00209_48499_2460.N1	09-JUN-2011 10:11:39	Bright	40.000	133	40Zet Her	2.8070	6000.0	80	48499	No
124	GOM_NL__2PRFIN20110609_101843_000000433103_00209_48499_2461.N1	09-JUN-2011 10:18:43	Bright	42.500	130	23Bet Dra	2.7990	5800.0	85	48499	No
125	GOM_NL__2PRFIN20110609_102923_000000473103_00209_48499_2462.N1	09-JUN-2011 10:29:23	Bright	47.000	89	5Alp Cep	2.4510	8000.0	94	48499	No
126	GOM_NL__2PRFIN20110609_103528_000000583103_00209_48499_2463.N1	09-JUN-2011 10:35:28	Bright	58.000	76	27Gam Cas	2.3000	30000.	116	48499	No
127	GOM_NL__2PRFIN20110609_104121_000000363103_00209_48499_2464.N1	09-JUN-2011 10:41:21	Bright	36.000	73	57Gam1And	2.2600	13100.	72	48499	No
128	GOM_NL__2PRFIN20110609_104339_000000523103_00209_48499_2465.N1	09-JUN-2011 10:43:39	Bright	52.000	53	43Bet And	2.0480	3300.0	104	48499	No
129	GOM_NL__2PRFIN20110609_104657_000000463103_00209_48499_2466.N1	09-JUN-2011 10:46:57	Twilight	46.000	50	13Alp Ari	2.0070	4250.0	92	48499	No
130	GOM_NL__2PRFIN20110609_110136_000000543103_00209_48499_2467.N1	09-JUN-2011 11:01:36	Dark	53.500	52	16Bet Cet	2.0370	4500.0	107	48499	No
131	GOM_NL__2PRFIN20110609_110804_000000513103_00209_48499_2468.N1	09-JUN-2011 11:08:04	Dark	51.000	84	Alp Phe	2.3970	4500.0	102	48499	No
132	GOM_NL__2PRFIN20110609_111358_000000483103_00210_48500_2507.N1	09-JUN-2011 11:13:58	Dark	48.000	63	Bet Gru	2.1500	2800.0	96	48500	No
133	GOM_NL__2PRFIN20110609_111559_000000483103_00210_48500_2508.N1	09-JUN-2011 11:15:59	Dark	47.500	31	Alp Gru	1.7340	15200.	95	48500	No
134	GOM_NL__2PRFIN20110609_112018_000000473103_00210_48500_2509.N1	09-JUN-2011 11:20:18	Straylight	46.500	45	Alp Pav	1.9400	26000.	93	48500	No
135	GOM_NL__2PRFIN20110609_112849_000000453103_00210_48500_2510.N1	09-JUN-2011 11:28:49	Straylight	45.000	40	The Sco	1.8590	7100.0	90	48500	No
136	GOM_NL__2PRFIN20110609_113034_000000453103_00210_48500_2511.N1	09-JUN-2011 11:30:34	Twi_and_stray	44.500	25	35Lam Sco	1.6200	28000.	89	48500	No
137	GOM_NL__2PRFIN20110609_113155_000000513103_00210_48500_2512.N1	09-JUN-2011 11:31:55	Twi_and_stray	50.500	167	10Gam2Sgr	2.9840	4500.0	101	48500	No
138	GOM_NL__2PRFIN20110609_113723_000000413103_00210_48500_2513.N1	09-JUN-2011 11:37:23	Bright	41.000	86	35Eta Oph	2.4300	10200.	82	48500	No
139	GOM_NL__2PRFIN20110609_113909_000000393103_00210_48500_2514.N1	09-JUN-2011 11:39:09	Bright	38.500	98	13Zet Oph	2.5710	30000.	77	48500	No
140	GOM_NL__2PRFIN20110609_114428_000000483103_00210_48500_2515.N1	09-JUN-2011 11:44:28	Bright	47.500	126	60Bet Oph	2.7700	4250.0	95	48500	No
141	GOM_NL__2PRFIN20110609_114705_000000463103_00210_48500_2516.N1	09-JUN-2011 11:47:05	Bright	46.000	59	55Alp Oph	2.0800	8900.0	92	48500	No
142	GOM_NL__2PRFIN20110609_114843_000000413103_00210_48500_2517.N1	09-JUN-2011 11:48:43	Bright	41.000	127	27Bet Her	2.7810	4700.0	82	48500	No
143	GOM_NL__2PRFIN20110609_115153_000000423103_00210_48500_2518.N1	09-JUN-2011 11:51:53	Bright	41.500	133	40Zet Her	2.8070	6000.0	83	48500	No
144	GOM_NL__2PRFIN20110609_115856_000000423103_00210_48500_2519.N1	09-JUN-2011 11:58:56	Bright	41.500	130	23Bet Dra	2.7990	5800.0	83	48500	No
145	GOM_NL__2PRFIN20110609_120936_000000493103_00210_48500_2520.N1	09-JUN-2011 12:09:36	Bright	49.000	89	5Alp Cep	2.4510	8000.0	98	48500	No
146	GOM_NL__2PRFIN20110609_121542_000000393103_00210_48500_2521.N1	09-JUN-2011 12:15:42	Bright	38.500	76	27Gam Cas	2.3000	30000.	77	48500	No
147	GOM_NL__2PRFIN20110609_122135_000000393103_00210_48500_2522.N1	09-JUN-2011 12:21:35	Bright	38.500	73	57Gam1And	2.2600	13100.	77	48500	No
148	GOM_NL__2PRFIN20110609_122353_000000513103_00210_48500_2523.N1	09-JUN-2011 12:23:53	Bright	51.000	53	43Bet And	2.0480	3300.0	102	48500	No
149	GOM_NL__2PRFIN20110609_122711_000000463103_00210_48500_2524.N1	09-JUN-2011 12:27:11	Twilight	46.000	50	13Alp Ari	2.0070	4250.0	92	48500	No
150	GOM_NL__2PRFIN20110609_124151_000000523103_00210_48500_2525.N1	09-JUN-2011 12:41:51	Dark	52.000	52	16Bet Cet	2.0370	4500.0	104	48500	No
151	GOM_NL__2PRFIN20110609_124819_000000463103_00210_48500_2526.N1	09-JUN-2011 12:48:19	Dark	45.500	84	Alp Phe	2.3970	4500.0	91	48500	No
152	GOM_NL__2PRFIN20110609_125413_000000493103_00211_48501_2521.N1	09-JUN-2011 12:54:13	Dark	49.000	63	Bet Gru	2.1500	2800.0	98	48501	No
153	GOM_NL__2PRFIN20110609_125613_000000473103_00211_48501_2522.N1	09-JUN-2011 12:56:13	Dark	47.000	31	Alp Gru	1.7340	15200.	94	48501	No
154	GOM_NL__2PRFIN20110609_130032_000000433103_00211_48501_2523.N1	09-JUN-2011 13:00:32	Straylight	42.500	45	Alp Pav	1.9400	26000.	85	48501	No
155	GOM_NL__2PRFIN20110609_130904_000000453103_00211_48501_2524.N1	09-JUN-2011 13:09:04	Straylight	44.500	40	The Sco	1.8590	7100.0	89	48501	No
156	GOM_NL__2PRFIN20110609_131048_000000433103_00211_48501_2525.N1	09-JUN-2011 13:10:48	Twi_and_stray	42.500	25	35Lam Sco	1.6200	28000.	85	48501	No
157	GOM_NL__2PRFIN20110609_131209_000000503103_00211_48501_2526.N1	09-JUN-2011 13:12:09	Twi_and_stray	49.500	167	10Gam2Sgr	2.9840	4500.0	99	48501	No
158	GOM_NL__2PRFIN20110609_131737_000000423103_00211_48501_2527.N1	09-JUN-2011 13:17:37	Bright	41.500	86	35Eta Oph	2.4300	10200.	83	48501	No
159	GOM_NL__2PRFIN20110609_131923_000000393103_00211_48501_2528.N1	09-JUN-2011 13:19:23	Bright	38.500	98	13Zet Oph	2.5710	30000.	77	48501	No
160	GOM_NL__2PRFIN20110609_132441_000000483103_00211_48501_2529.N1	09-JUN-2011 13:24:41	Bright	48.000	126	60Bet Oph	2.7700	4250.0	96	48501	No



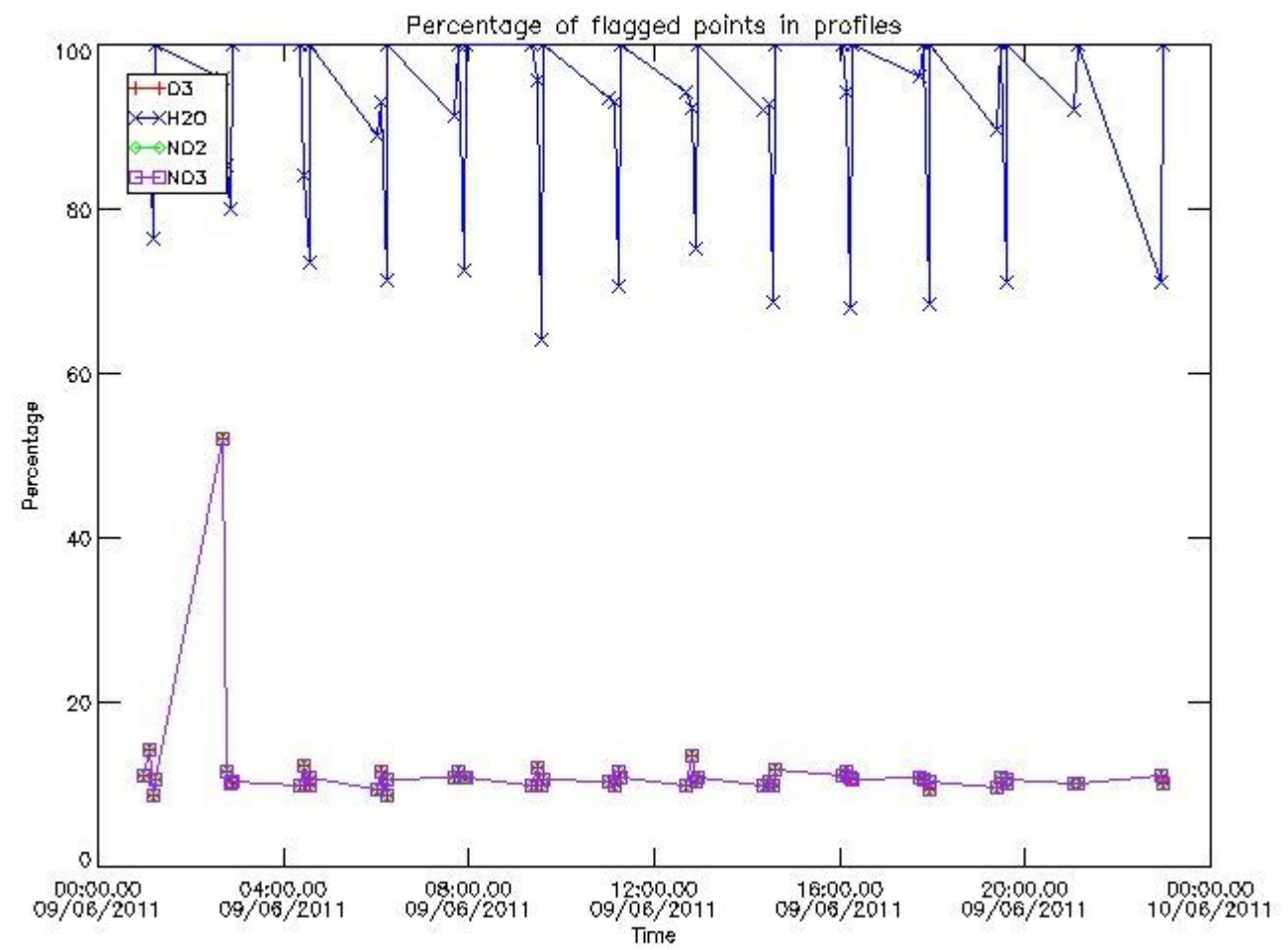
161	GOM_NL__2PRFIN20110609_132718_000000473103_00211_48501_2530.N1	09-JUN-2011 13:27:18	Bright	46.500	59	55Alp Oph	2.0800	8900.0	93	48501	No
162	GOM_NL__2PRFIN20110609_132857_000000383103_00211_48501_2531.N1	09-JUN-2011 13:28:57	Bright	37.500	127	27Bet Her	2.7810	4700.0	75	48501	No
163	GOM_NL__2PRFIN20110609_133207_000000383103_00211_48501_2532.N1	09-JUN-2011 13:32:07	Bright	38.000	133	40Zet Her	2.8070	6000.0	76	48501	No
164	GOM_NL__2PRFIN20110609_133910_000000433103_00211_48501_2533.N1	09-JUN-2011 13:39:10	Bright	42.500	130	23Bet Dra	2.7990	5800.0	85	48501	No
165	GOM_NL__2PRFIN20110609_134950_000000473103_00211_48501_2534.N1	09-JUN-2011 13:49:50	Bright	46.500	89	5Alp Cep	2.4510	8000.0	93	48501	No
166	GOM_NL__2PRFIN20110609_135555_000000583103_00211_48501_2535.N1	09-JUN-2011 13:55:55	Bright	58.000	76	27Gam Cas	2.3000	30000.	116	48501	No
167	GOM_NL__2PRFIN20110609_140149_000000373103_00211_48501_2536.N1	09-JUN-2011 14:01:49	Bright	37.000	73	57Gam1And	2.2600	13100.	74	48501	No
168	GOM_NL__2PRFIN20110609_140407_000000523103_00211_48501_2537.N1	09-JUN-2011 14:04:07	Bright	52.000	53	43Bet And	2.0480	3300.0	104	48501	No
169	GOM_NL__2PRFIN20110609_140725_000000473103_00211_48501_2538.N1	09-JUN-2011 14:07:25	Twilight	47.000	50	13Alp Ari	2.0070	4250.0	94	48501	No
170	GOM_NL__2PRFIN20110609_142206_000000513103_00211_48501_2539.N1	09-JUN-2011 14:22:06	Dark	51.000	52	16Bet Cet	2.0370	4500.0	102	48501	No
171	GOM_NL__2PRFIN20110609_142834_000000493103_00211_48501_2540.N1	09-JUN-2011 14:28:34	Dark	49.000	84	Alp Phe	2.3970	4500.0	98	48501	No
172	GOM_NL__2PRFIN20110609_143428_000000523103_00212_48502_2558.N1	09-JUN-2011 14:34:28	Dark	51.500	63	Bet Gru	2.1500	2800.0	103	48502	No
173	GOM_NL__2PRFIN20110609_143629_000000473103_00212_48502_2559.N1	09-JUN-2011 14:36:29	Dark	47.000	31	Alp Gru	1.7340	15200.	94	48502	No
174	GOM_NL__2PRFIN20110609_144047_000000433103_00212_48502_2560.N1	09-JUN-2011 14:40:47	Straylight	42.500	45	Alp Pav	1.9400	26000.	85	48502	No
175	GOM_NL__2PRFIN20110609_144918_000000473103_00212_48502_2561.N1	09-JUN-2011 14:49:18	Straylight	46.500	40	The Sco	1.8590	7100.0	93	48502	No
176	GOM_NL__2PRFIN20110609_145102_000000473103_00212_48502_2562.N1	09-JUN-2011 14:51:02	Twi_and_stray	46.500	25	35Lam Sco	1.6200	28000.	93	48502	No
177	GOM_NL__2PRFIN20110609_145239_000000273103_00212_48502_2563.N1	09-JUN-2011 14:52:39	Twi_and_stray	27.000	57	34Sig Sgr	2.0660	26000.	54	48502	No
178	GOM_NL__2PRFIN20110609_145337_000000653103_00212_48502_2564.N1	09-JUN-2011 14:53:37	Bright	65.000	137	22Lam Sgr	2.8240	4400.0	130	48502	No
179	GOM_NL__2PRFIN20110609_145751_000000423103_00212_48502_2565.N1	09-JUN-2011 14:57:51	Bright	41.500	86	35Eta Oph	2.4300	10200.	83	48502	No
180	GOM_NL__2PRFIN20110609_145937_000000393103_00212_48502_2566.N1	09-JUN-2011 14:59:37	Bright	38.500	98	13Zet Oph	2.5710	30000.	77	48502	No
181	GOM_NL__2PRFIN20110609_150455_000000483103_00212_48502_2567.N1	09-JUN-2011 15:04:55	Bright	47.500	126	60Bet Oph	2.7700	4250.0	95	48502	No
182	GOM_NL__2PRFIN20110609_150732_000000473103_00212_48502_2568.N1	09-JUN-2011 15:07:32	Bright	46.500	59	55Alp Oph	2.0800	8900.0	93	48502	No
183	GOM_NL__2PRFIN20110609_150911_000000383103_00212_48502_2569.N1	09-JUN-2011 15:09:11	Bright	37.500	127	27Bet Her	2.7810	4700.0	75	48502	No
184	GOM_NL__2PRFIN20110609_151220_000000413103_00212_48502_2570.N1	09-JUN-2011 15:12:20	Bright	40.500	133	40Zet Her	2.8070	6000.0	81	48502	No
185	GOM_NL__2PRFIN20110609_151923_000000443103_00212_48502_2571.N1	09-JUN-2011 15:19:23	Bright	43.500	130	23Bet Dra	2.7990	5800.0	87	48502	No
186	GOM_NL__2PRFIN20110609_153003_000000473103_00212_48502_2572.N1	09-JUN-2011 15:30:03	Bright	46.500	89	5Alp Cep	2.4510	8000.0	93	48502	No
187	GOM_NL__2PRFIN20110609_153609_000000393103_00212_48502_2573.N1	09-JUN-2011 15:36:09	Bright	39.000	76	27Gam Cas	2.3000	30000.	78	48502	No
188	GOM_NL__2PRFIN20110609_154203_000000393103_00212_48502_2574.N1	09-JUN-2011 15:42:03	Bright	38.500	73	57Gam1And	2.2600	13100.	77	48502	No
189	GOM_NL__2PRFIN20110609_154421_000000623103_00212_48502_2575.N1	09-JUN-2011 15:44:21	Bright	62.000	53	43Bet And	2.0480	3300.0	124	48502	No
190	GOM_NL__2PRFIN20110609_154739_000000503103_00212_48502_2576.N1	09-JUN-2011 15:47:39	Twilight	50.000	50	13Alp Ari	2.0070	4250.0	100	48502	No
191	GOM_NL__2PRFIN20110609_160221_000000463103_00212_48502_2577.N1	09-JUN-2011 16:02:21	Dark	46.000	52	16Bet Cet	2.0370	4500.0	92	48502	No
192	GOM_NL__2PRFIN20110609_160848_000000453103_00212_48502_2578.N1	09-JUN-2011 16:08:48	Dark	44.500	84	Alp Phe	2.3970	4500.0	89	48502	No
193	GOM_NL__2PRFIN20110609_161443_000000523103_00213_48503_2600.N1	09-JUN-2011 16:14:43	Dark	52.000	63	Bet Gru	2.1500	2800.0	104	48503	No
194	GOM_NL__2PRFIN20110609_161644_000000493103_00213_48503_2601.N1	09-JUN-2011 16:16:44	Dark	48.500	31	Alp Gru	1.7340	15200.	97	48503	No
195	GOM_NL__2PRFIN20110609_162102_000000423103_00213_48503_2602.N1	09-JUN-2011 16:21:02	Straylight	41.500	45	Alp Pav	1.9400	26000.	83	48503	No
196	GOM_NL__2PRFIN20110609_162932_000000473103_00213_48503_2603.N1	09-JUN-2011 16:29:32	Straylight	46.500	40	The Sco	1.8590	7100.0	93	48503	No
197	GOM_NL__2PRFIN20110609_163116_000000463103_00213_48503_2604.N1	09-JUN-2011 16:31:16	Twi_and_stray	45.500	25	35Lam Sco	1.6200	28000.	91	48503	No
198	GOM_NL__2PRFIN20110609_163253_000000273103_00213_48503_2605.N1	09-JUN-2011 16:32:53	Twi_and_stray	27.000	57	34Sig Sgr	2.0660	26000.	54	48503	No
199	GOM_NL__2PRFIN20110609_163352_000000583103_00213_48503_2606.N1	09-JUN-2011 16:33:52	Bright	58.000	137	22Lam Sgr	2.8240	4400.0	116	48503	No
200	GOM_NL__2PRFIN20110609_163806_000000423103_00213_48503_2607.N1	09-JUN-2011 16:38:06	Bright	41.500	86	35Eta Oph	2.4300	10200.	83	48503	No
201	GOM_NL__2PRFIN20110609_163951_000000393103_00213_48503_2608.N1	09-JUN-2011 16:39:51	Bright	39.000	98	13Zet Oph	2.5710	30000.	78	48503	No
202	GOM_NL__2PRFIN20110609_164509_000000483103_00213_48503_2609.N1	09-JUN-2011 16:45:09	Bright	47.500	126	60Bet Oph	2.7700	4250.0	95	48503	No
203	GOM_NL__2PRFIN20110609_164746_000000473103_00213_48503_2610.N1	09-JUN-2011 16:47:46	Bright	46.500	59	55Alp Oph	2.0800	8900.0	93	48503	No
204	GOM_NL__2PRFIN20110609_164925_000000393103_00213_48503_2611.N1	09-JUN-2011 16:49:25	Bright	38.500	127	27Bet Her	2.7810	4700.0	77	48503	No
205	GOM_NL__2PRFIN20110609_165234_000000583103_00213_48503_2612.N1	09-JUN-2011 16:52:34	Bright	58.000	133	40Zet Her	2.8070	6000.0	116	48503	No
206	GOM_NL__2PRFIN20110609_165937_000000443103_00213_48503_2613.N1	09-JUN-2011 16:59:37	Bright	43.500	130	23Bet Dra	2.7990	5800.0	87	48503	No
207	GOM_NL__2PRFIN20110609_171016_000000473103_00213_48503_2614.N1	09-JUN-2011 17:10:16	Bright	46.500	89	5Alp Cep	2.4510	8000.0	93	48503	No
208	GOM_NL__2PRFIN20110609_171623_000000443103_00213_48503_2615.N1	09-JUN-2011 17:16:23	Bright	44.000	76	27Gam Cas	2.3000	30000.	88	48503	No
209	GOM_NL__2PRFIN20110609_172217_000000523103_00213_48503_2616.N1	09-JUN-2011 17:22:17	Bright	51.500	73	57Gam1And	2.2600	13100.	103	48503	No
210	GOM_NL__2PRFIN20110609_172435_000000623103_00213_48503_2617.N1	09-JUN-2011 17:24:35	Bright	62.000	53	43Bet And	2.0480	3300.0	124	48503	No
211	GOM_NL__2PRFIN20110609_172753_000000483103_00213_48503_2618.N1	09-JUN-2011 17:27:53	Twilight	47.500	50	13Alp Ari	2.0070	4250.0	95	48503	No
212	GOM_NL__2PRFIN20110609_174236_000000523103_00213_48503_2619.N1	09-JUN-2011 17:42:36	Dark	52.000	52	16Bet Cet	2.0370	4500.0	104	48503	No
213	GOM_NL__2PRFIN20110609_174903_000000483103_00213_48503_2620.N1	09-JUN-2011 17:49:03	Dark	48.000	84	Alp Phe	2.3970	4500.0	96	48503	No
214	GOM_NL__2PRFIN20110609_175458_000000593103_00214_48504_2632.N1	09-JUN-2011 17:54:58	Dark	59.000	63	Bet Gru	2.1500	2800.0	118	48504	No
215	GOM_NL__2PRFIN20110609_175658_000000493103_00214_48504_2633.N1	09-JUN-2011 17:56:58	Dark	49.000	31	Alp Gru	1.7340	15200.	98	48504	No
216	GOM_NL__2PRFIN20110609_180116_000000453103_00214_48504_2634.N1	09-JUN-2011 18:01:16	Straylight	44.500	45	Alp Pav	1.9400	26000.	89	48504	No
217	GOM_NL__2PRFIN20110609_180947_000000433103_00214_48504_2635.N1	09-JUN-2011 18:09:47	Straylight	42.500	40	The Sco	1.8590	7100.0	85	48504	No
218	GOM_NL__2PRFIN20110609_181131_000000463103_00214_48504_2636.N1	09-JUN-2011 18:11:31	Twi_and_stray	46.000	25	35Lam Sco	1.6200	28000.	92	48504	No
219	GOM_NL__2PRFIN20110609_181308_000000313103_00214_48504_2637.N1	09-JUN-2011 18:13:08	Twi_and_stray	31.000	57	34Sig Sgr	2.0660	26000.	62	48504	No

220	GOM_NL__2PRFIN20110609_181406_000000573103_00214_48504_2638.N1	09-JUN-2011 18:14:06	Bright	56.500	137	22Lam Sgr	2.8240	4400.0	113	48504	No
221	GOM_NL__2PRFIN20110609_181820_000000413103_00214_48504_2639.N1	09-JUN-2011 18:18:20	Bright	40.500	86	35Eta Oph	2.4300	10200.	81	48504	No
222	GOM_NL__2PRFIN20110609_182005_000000403103_00214_48504_2640.N1	09-JUN-2011 18:20:05	Bright	39.500	98	13Zet Oph	2.5710	30000.	79	48504	No
223	GOM_NL__2PRFIN20110609_182522_000000483103_00214_48504_2641.N1	09-JUN-2011 18:25:22	Bright	48.000	126	60Bet Oph	2.7700	4250.0	96	48504	No
224	GOM_NL__2PRFIN20110609_182759_000000473103_00214_48504_2642.N1	09-JUN-2011 18:27:59	Bright	46.500	59	55Alp Oph	2.0800	8900.0	93	48504	No
225	GOM_NL__2PRFIN20110609_182939_000000383103_00214_48504_2643.N1	09-JUN-2011 18:29:39	Bright	38.000	127	27Bet Her	2.7810	4700.0	76	48504	No
226	GOM_NL__2PRFIN20110609_183248_000000413103_00214_48504_2644.N1	09-JUN-2011 18:32:48	Bright	40.500	133	40Zet Her	2.8070	6000.0	81	48504	No
227	GOM_NL__2PRFIN20110609_183950_000000433103_00214_48504_2645.N1	09-JUN-2011 18:39:50	Bright	43.000	130	23Bet Dra	2.7990	5800.0	86	48504	No
228	GOM_NL__2PRFIN20110609_185030_000000483103_00214_48504_2646.N1	09-JUN-2011 18:50:30	Bright	47.500	89	5Alp Cep	2.4510	8000.0	95	48504	No
229	GOM_NL__2PRFIN20110609_185637_000000583103_00214_48504_2647.N1	09-JUN-2011 18:56:37	Bright	58.000	76	27Gam Cas	2.3000	30000.	116	48504	No
230	GOM_NL__2PRFIN20110609_190231_000000403103_00214_48504_2648.N1	09-JUN-2011 19:02:31	Bright	39.500	73	57Gam1And	2.2600	13100.	79	48504	No
231	GOM_NL__2PRFIN20110609_190449_000000573103_00214_48504_2649.N1	09-JUN-2011 19:04:49	Bright	56.500	53	43Bet And	2.0480	3300.0	113	48504	No
232	GOM_NL__2PRFIN20110609_190808_000000473103_00214_48504_2650.N1	09-JUN-2011 19:08:08	Twilight	46.500	50	13Alp Ari	2.0070	4250.0	93	48504	No
233	GOM_NL__2PRFIN20110609_192250_000000533103_00214_48504_2651.N1	09-JUN-2011 19:22:50	Dark	53.000	52	16Bet Cet	2.0370	4500.0	106	48504	No
234	GOM_NL__2PRFIN20110609_192918_000000483103_00214_48504_2652.N1	09-JUN-2011 19:29:18	Dark	47.500	84	Alp Phe	2.3970	4500.0	95	48504	No
235	GOM_NL__2PRFIN20110609_193513_000000613103_00215_48505_2684.N1	09-JUN-2011 19:35:13	Dark	61.000	63	Bet Gru	2.1500	2800.0	122	48505	No
236	GOM_NL__2PRFIN20110609_193714_000000493103_00215_48505_2685.N1	09-JUN-2011 19:37:14	Dark	48.500	31	Alp Gru	1.7340	15200.	97	48505	No
237	GOM_NL__2PRFIN20110609_194131_000000423103_00215_48505_2686.N1	09-JUN-2011 19:41:31	Straylight	41.500	45	Alp Pav	1.9400	26000.	83	48505	No
238	GOM_NL__2PRFIN20110609_195001_000000453103_00215_48505_2687.N1	09-JUN-2011 19:50:01	Straylight	44.500	40	The Sco	1.8590	7100.0	89	48505	No
239	GOM_NL__2PRFIN20110609_195145_000000473103_00215_48505_2688.N1	09-JUN-2011 19:51:45	Tw_i_and_stray	46.500	25	35Lam Sco	1.6200	28000.	93	48505	No
240	GOM_NL__2PRFIN20110609_195322_000000313103_00215_48505_2689.N1	09-JUN-2011 19:53:22	Tw_i_and_stray	31.000	57	34Sig Sgr	2.0660	26000.	62	48505	No
241	GOM_NL__2PRFIN20110609_195420_000000613103_00215_48505_2690.N1	09-JUN-2011 19:54:20	Bright	60.500	137	22Lam Sgr	2.8240	4400.0	121	48505	No
242	GOM_NL__2PRFIN20110609_195834_000000423103_00215_48505_2691.N1	09-JUN-2011 19:58:34	Bright	42.000	86	35Eta Oph	2.4300	10200.	84	48505	No
243	GOM_NL__2PRFIN20110609_200019_000000383103_00215_48505_2692.N1	09-JUN-2011 20:00:19	Bright	38.000	98	13Zet Oph	2.5710	30000.	76	48505	No
244	GOM_NL__2PRFIN20110609_200536_000000483103_00215_48505_2693.N1	09-JUN-2011 20:05:36	Bright	47.500	126	60Bet Oph	2.7700	4250.0	95	48505	No
245	GOM_NL__2PRFIN20110609_200813_000000473103_00215_48505_2694.N1	09-JUN-2011 20:08:13	Bright	46.500	59	55Alp Oph	2.0800	8900.0	93	48505	No
246	GOM_NL__2PRFIN20110609_200953_000000403103_00215_48505_2695.N1	09-JUN-2011 20:09:53	Bright	39.500	127	27Bet Her	2.7810	4700.0	79	48505	No
247	GOM_NL__2PRFIN20110609_201302_000000583103_00215_48505_2696.N1	09-JUN-2011 20:13:02	Bright	58.000	133	40Zet Her	2.8070	6000.0	116	48505	No
248	GOM_NL__2PRFIN20110609_202004_000000443103_00215_48505_2697.N1	09-JUN-2011 20:20:04	Bright	43.500	130	23Bet Dra	2.7990	5800.0	87	48505	No
249	GOM_NL__2PRFIN20110609_203043_000000493103_00215_48505_2698.N1	09-JUN-2011 20:30:43	Bright	48.500	89	5Alp Cep	2.4510	8000.0	97	48505	No
250	GOM_NL__2PRFIN20110609_203651_000000473103_00215_48505_2699.N1	09-JUN-2011 20:36:51	Bright	47.000	76	27Gam Cas	2.3000	30000.	94	48505	No
251	GOM_NL__2PRFIN20110609_204245_000000493103_00215_48505_2700.N1	09-JUN-2011 20:42:45	Bright	48.500	73	57Gam1And	2.2600	13100.	97	48505	No
252	GOM_NL__2PRFIN20110609_204503_000000503103_00215_48505_2701.N1	09-JUN-2011 20:45:03	Bright	49.500	53	43Bet And	2.0480	3300.0	99	48505	No
253	GOM_NL__2PRFIN20110609_204822_000000533103_00215_48505_2702.N1	09-JUN-2011 20:48:22	Twilight	53.000	50	13Alp Ari	2.0070	4250.0	106	48505	No
254	GOM_NL__2PRFIN20110609_210305_000000513103_00215_48505_2703.N1	09-JUN-2011 21:03:05	Dark	50.500	52	16Bet Cet	2.0370	4500.0	101	48505	No
255	GOM_NL__2PRFIN20110609_210932_000000503103_00215_48505_2704.N1	09-JUN-2011 21:09:32	Dark	50.000	84	Alp Phe	2.3970	4500.0	100	48505	No
256	GOM_NL__2PRFIN20110609_225543_000000513103_00217_48507_2746.N1	09-JUN-2011 22:55:43	Dark	50.500	63	Bet Gru	2.1500	2800.0	101	48507	No
257	GOM_NL__2PRFIN20110609_225743_000000513103_00217_48507_2747.N1	09-JUN-2011 22:57:43	Dark	50.500	31	Alp Gru	1.7340	15200.	101	48507	No
258	GOM_NL__2PRFIN20110609_230200_000000433103_00217_48507_2748.N1	09-JUN-2011 23:02:00	Straylight	42.500	45	Alp Pav	1.9400	26000.	85	48507	No
259	GOM_NL__2PRFIN20110609_231029_000000463103_00217_48507_2749.N1	09-JUN-2011 23:10:29	Straylight	45.500	40	The Sco	1.8590	7100.0	91	48507	No
260	GOM_NL__2PRFIN20110609_231214_000000443103_00217_48507_2750.N1	09-JUN-2011 23:12:14	Tw_i_and_stray	43.500	25	35Lam Sco	1.6200	28000.	87	48507	No
261	GOM_NL__2PRFIN20110609_231351_000000633103_00217_48507_2751.N1	09-JUN-2011 23:13:51	Bright	62.500	57	34Sig Sgr	2.0660	26000.	125	48507	No
262	GOM_NL__2PRFIN20110609_231902_000000413103_00217_48507_2752.N1	09-JUN-2011 23:19:02	Bright	41.000	86	35Eta Oph	2.4300	10200.	82	48507	No
263	GOM_NL__2PRFIN20110609_232047_000000393103_00217_48507_2753.N1	09-JUN-2011 23:20:47	Bright	39.000	98	13Zet Oph	2.5710	30000.	78	48507	No
264	GOM_NL__2PRFIN20110609_232603_000000483103_00217_48507_2754.N1	09-JUN-2011 23:26:03	Bright	48.000	126	60Bet Oph	2.7700	4250.0	96	48507	No
265	GOM_NL__2PRFIN20110609_232840_000000473103_00217_48507_2755.N1	09-JUN-2011 23:28:40	Bright	46.500	59	55Alp Oph	2.0800	8900.0	93	48507	No
266	GOM_NL__2PRFIN20110609_233020_000000413103_00217_48507_2756.N1	09-JUN-2011 23:30:20	Bright	41.000	127	27Bet Her	2.7810	4700.0	82	48507	No
267	GOM_NL__2PRFIN20110609_233329_000000393103_00217_48507_2757.N1	09-JUN-2011 23:33:29	Bright	39.000	133	40Zet Her	2.8070	6000.0	78	48507	No
268	GOM_NL__2PRFIN20110609_234031_000000503103_00217_48507_2758.N1	09-JUN-2011 23:40:31	Bright	50.000	130	23Bet Dra	2.7990	5800.0	100	48507	No
269	GOM_NL__2PRFIN20110609_235110_000000493103_00217_48507_2759.N1	09-JUN-2011 23:51:10	Bright	49.000	89	5Alp Cep	2.4510	8000.0	98	48507	No
270	GOM_NL__2PRFIN20110609_235718_000000523103_00217_48507_2760.N1	09-JUN-2011 23:57:18	Bright	52.000	76	27Gam Cas	2.3000	30000.	104	48507	No

### 3. Quality information per product

In this section it is plotted some information contained in the Quality Summary data set of the level 2 products. Only products in dark limb conditions and without errors (error flag in the MPH set to "0") are used.

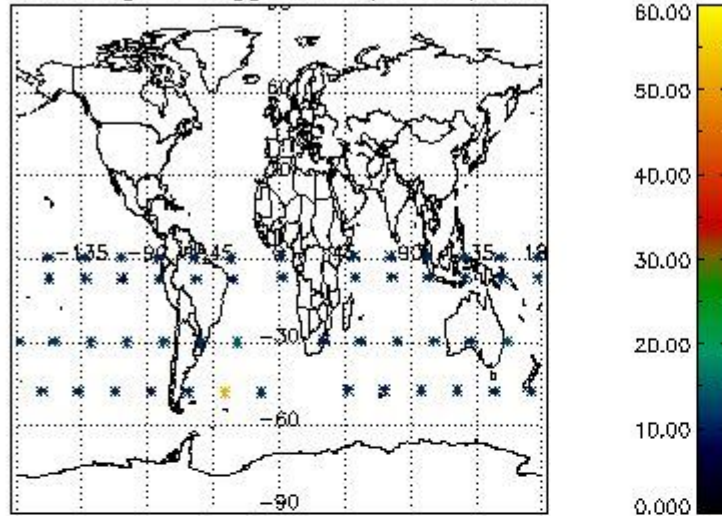
3.1 Plot quality information per product (time dependant)



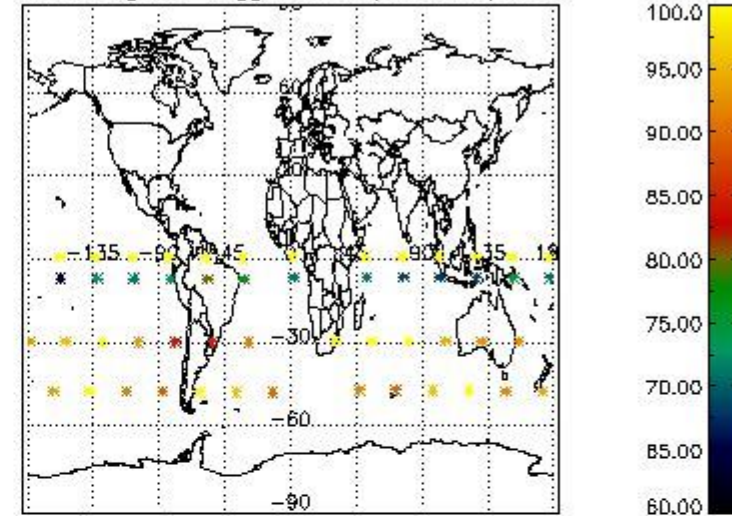
3.2 Plot quality information per product (world map)



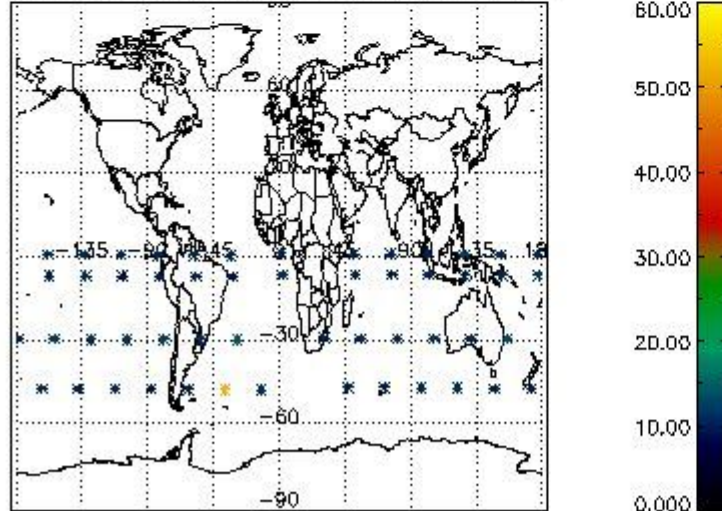
Percentage of flagged data per O3 profile



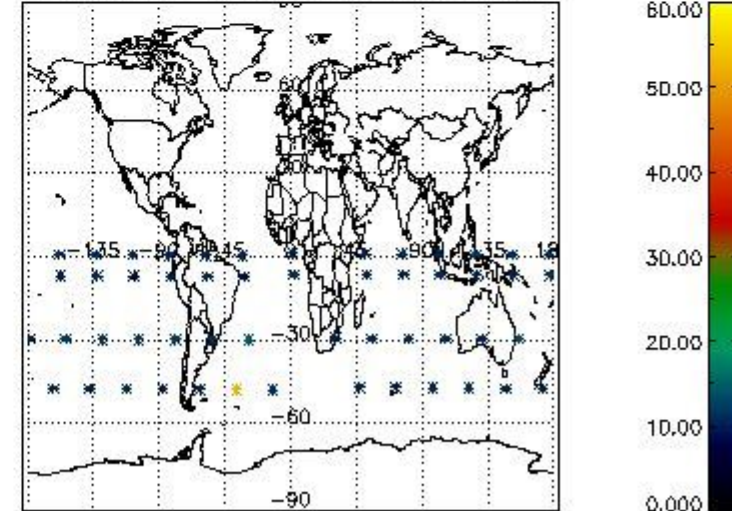
Percentage of flagged data per H2O profile



Percentage of flagged data per NO2 profile



Percentage of flagged data per NO3 profile



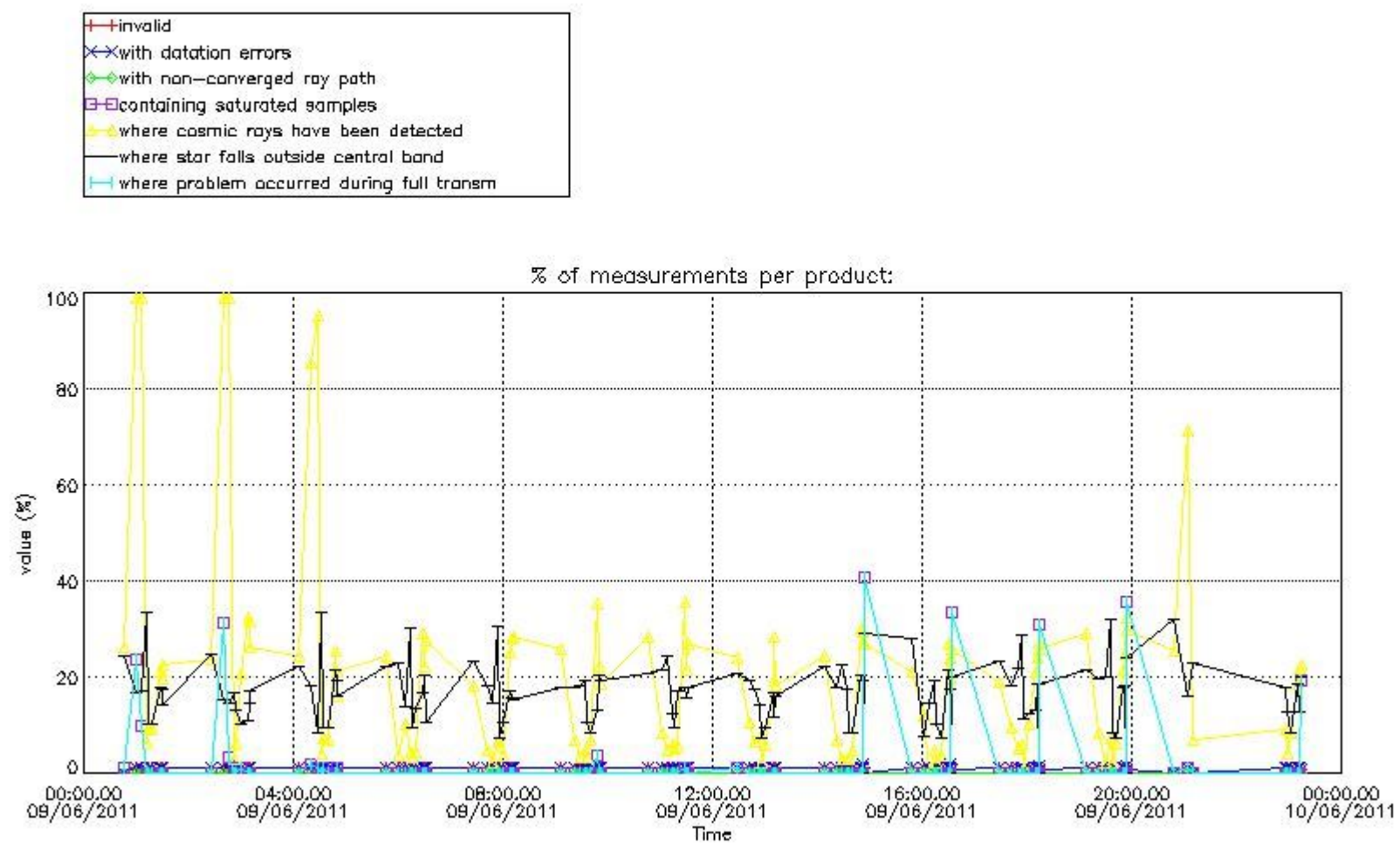
#### 4. Level 1 quality information per product

In this section it is plotted some information contained in the Quality Summary data set of the level 2 products that comes from the level 1b processing. Products without errors (error flag in the MPH set to "0") are used.

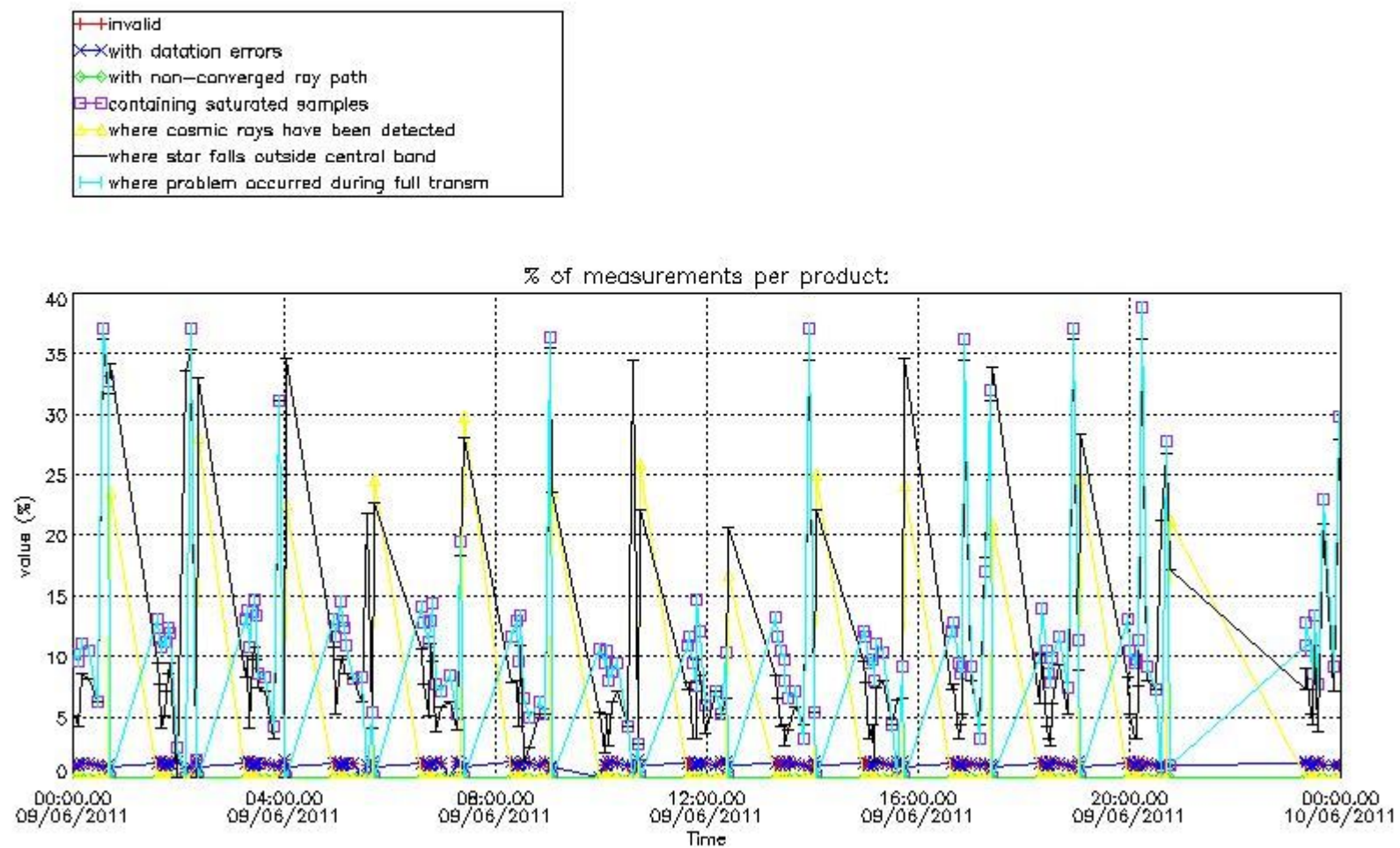
##### 4.1 Plot quality information per product (time dependant) coming from level 1b processing

##### 4.1.1 Plot level 1 quality information per product (time dependant): ENVISAT ASCENDING passes





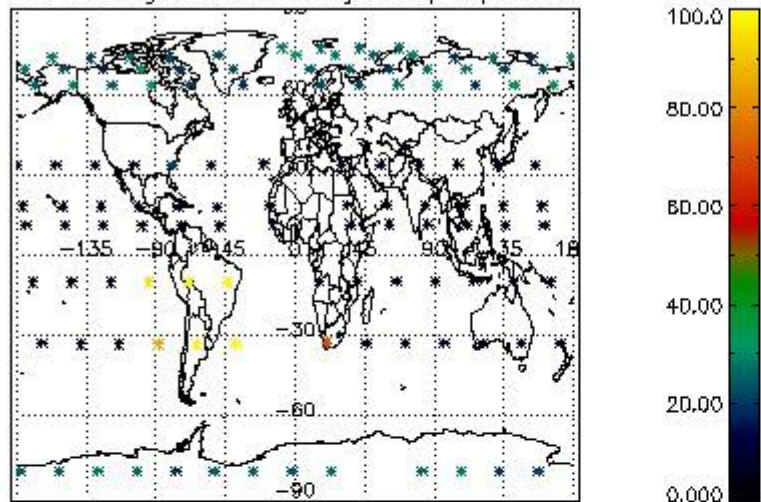
4.1.2 Plot level 1 quality information per product (time dependant): ENVISAT DESCENDING passes



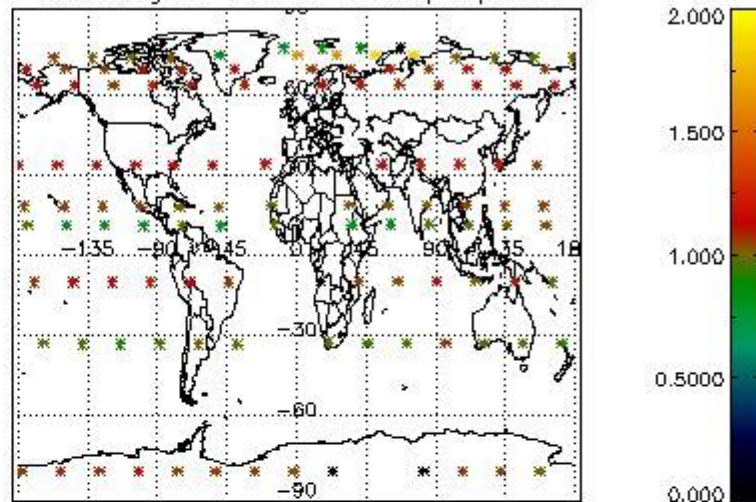
4.2 Plot quality information per product coming from level 1b processing (world map)

4.2.1 Plot level 1 quality information per product (world map): ENVISAT ASCENDING passes

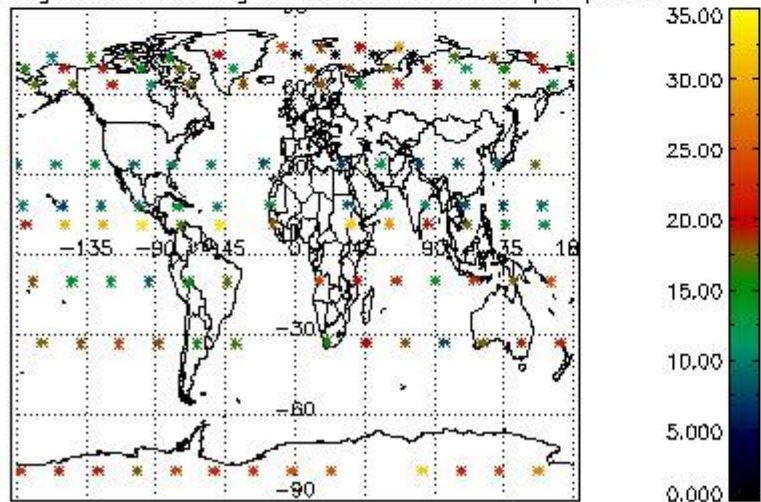
Percentage of cosmic ray hits per profile



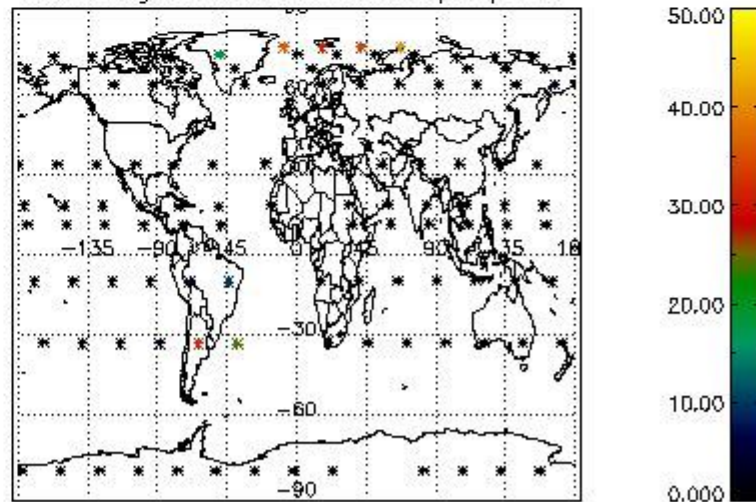
Percentage of datation errors per profile



Percentage of star falling outside central band per profile

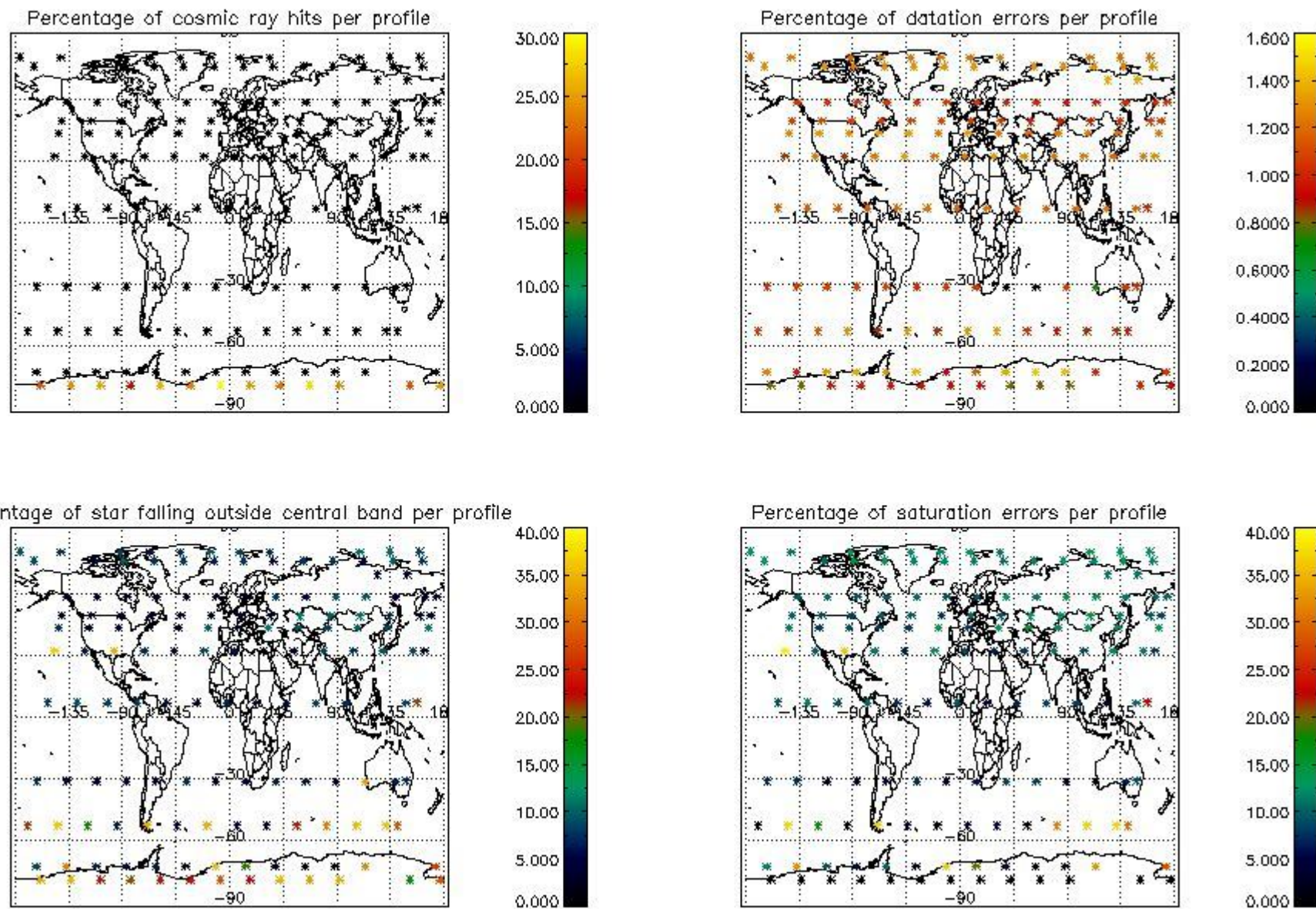


Percentage of saturation errors per profile



4.2.2 Plot level 1 quality information per product (world map): ENVISAT DESCENDING passes





## 5. Trace gas profiles

### 5.1 Ozone statistics based on quality of products

The final quality of the products can be "measured" using the STD (Standard Deviation) attached to every point profile. This information is written to the parameter GOM\_NL\_\_2P/NL\_LOCAL\_SPECIES\_DENSITY/o3\_std of the level 2 products. The table below shows the statistics for given STD ranges.

The statistics are given with respect to the overall valid production:

- Products without fatal errors: GOM\_NL\_\_2P/MPH/PRODUCT\_ERR=0
- Valid point profile: GOM\_NL\_\_2P/NL\_LOCAL\_SPECIES\_DENSITY/pcd(0)=0

The 'Criteria' is applied to valid points of dark limb products:

- Products in dark limb illumination condition: GOM\_NL\_\_2P/NL\_SUMMARY\_QUALITY/obs\_ill\_cond=0
- Products without fatal errors: GOM\_NL\_\_2P/MPH/PRODUCT\_ERR=0
- Valid point profile: GOM\_NL\_\_2P/NL\_LOCAL\_SPECIES\_DENSITY/pcd(0)=0

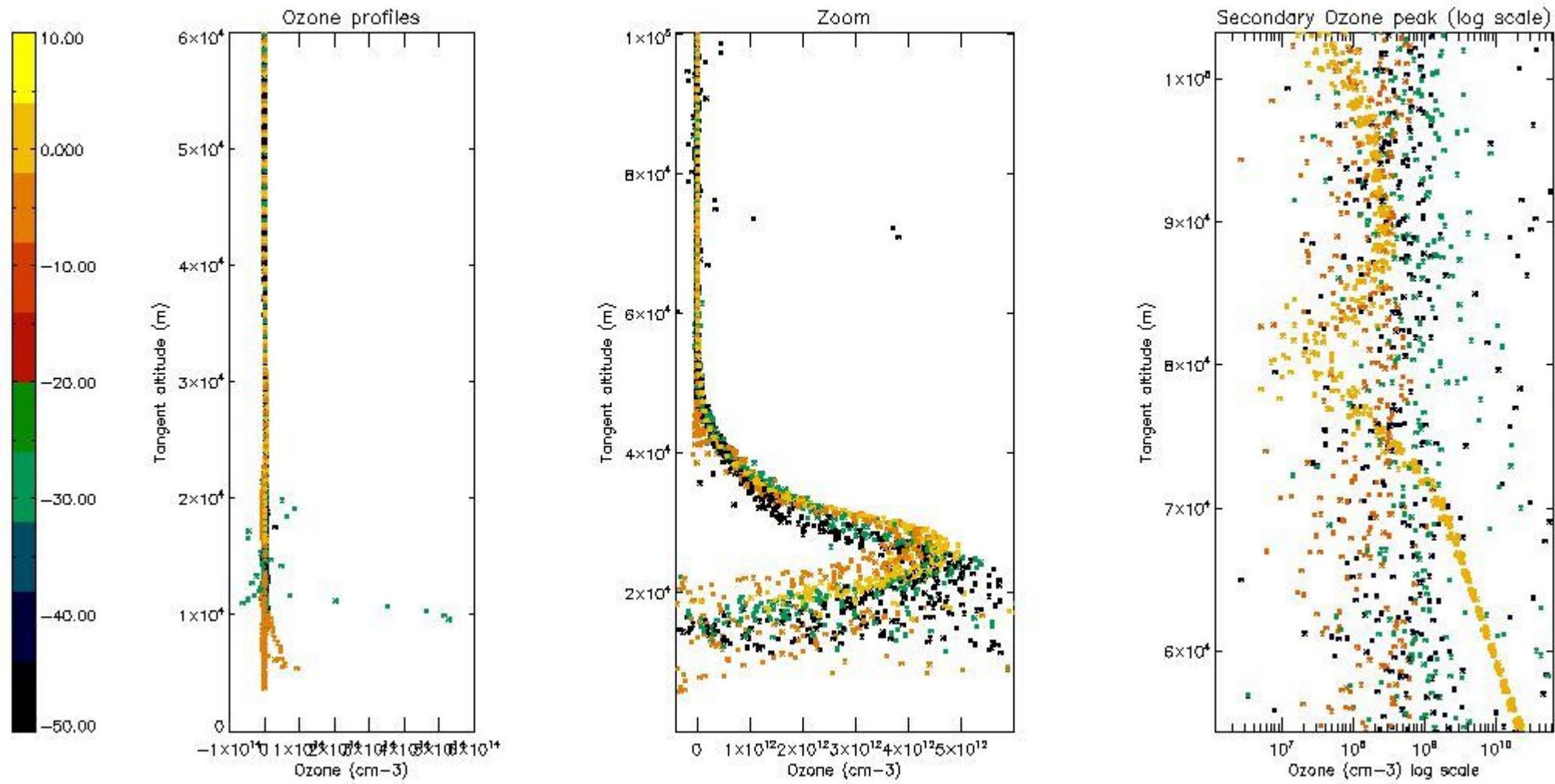
So, the table below shows the percentage of dark limb and valid observations for each criteria with respect to the overall valid daily observations.

Criteria	% of total production
All STD	21
STD < 20	7

STD < 10	4
STD < 5	3

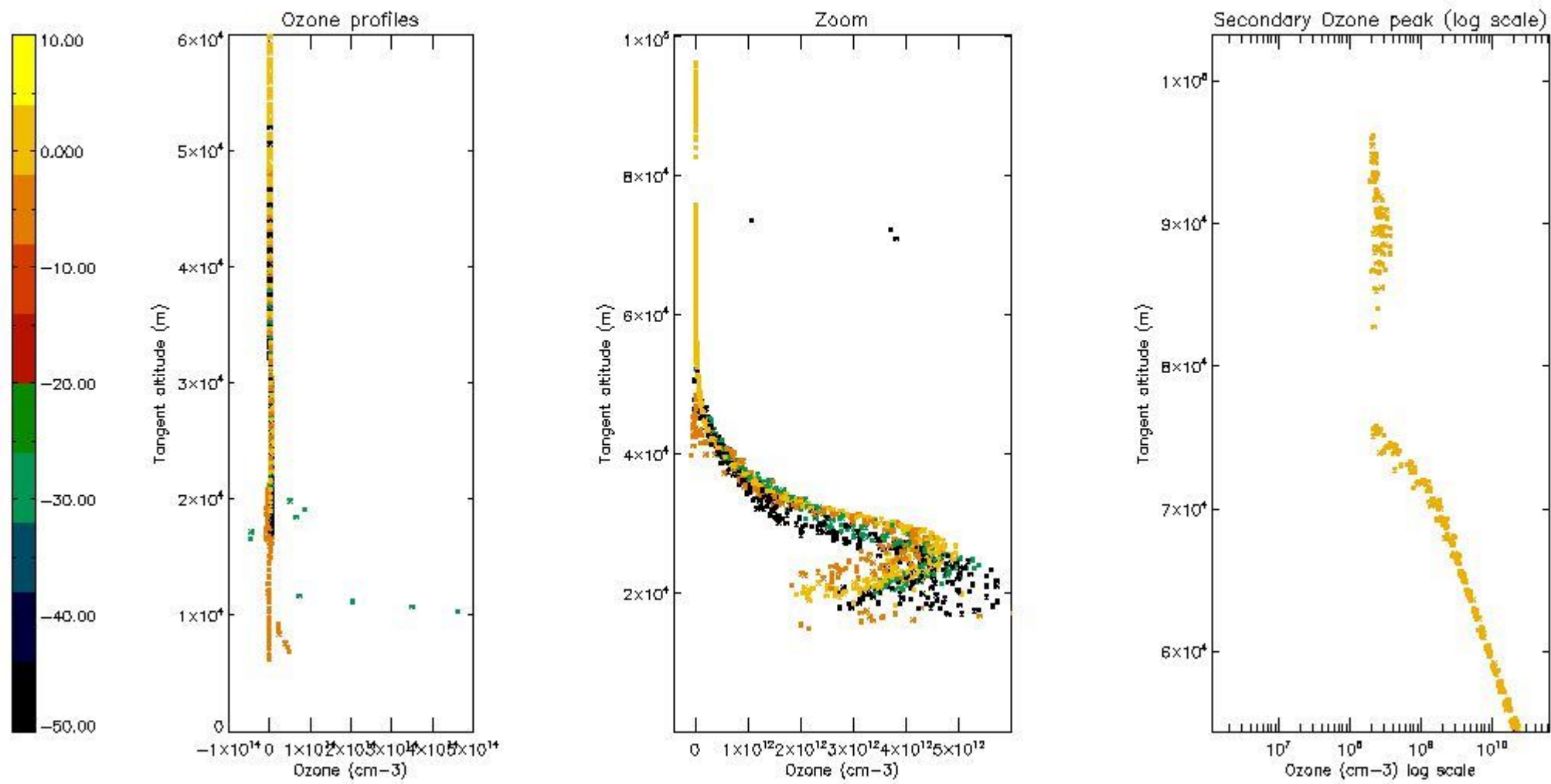
5.2 Plot ozone profiles for all STD (dark without errors)

The colorbar represents the latitude.



5.3 Plot ozone profiles where STD < 20% (dark without errors)

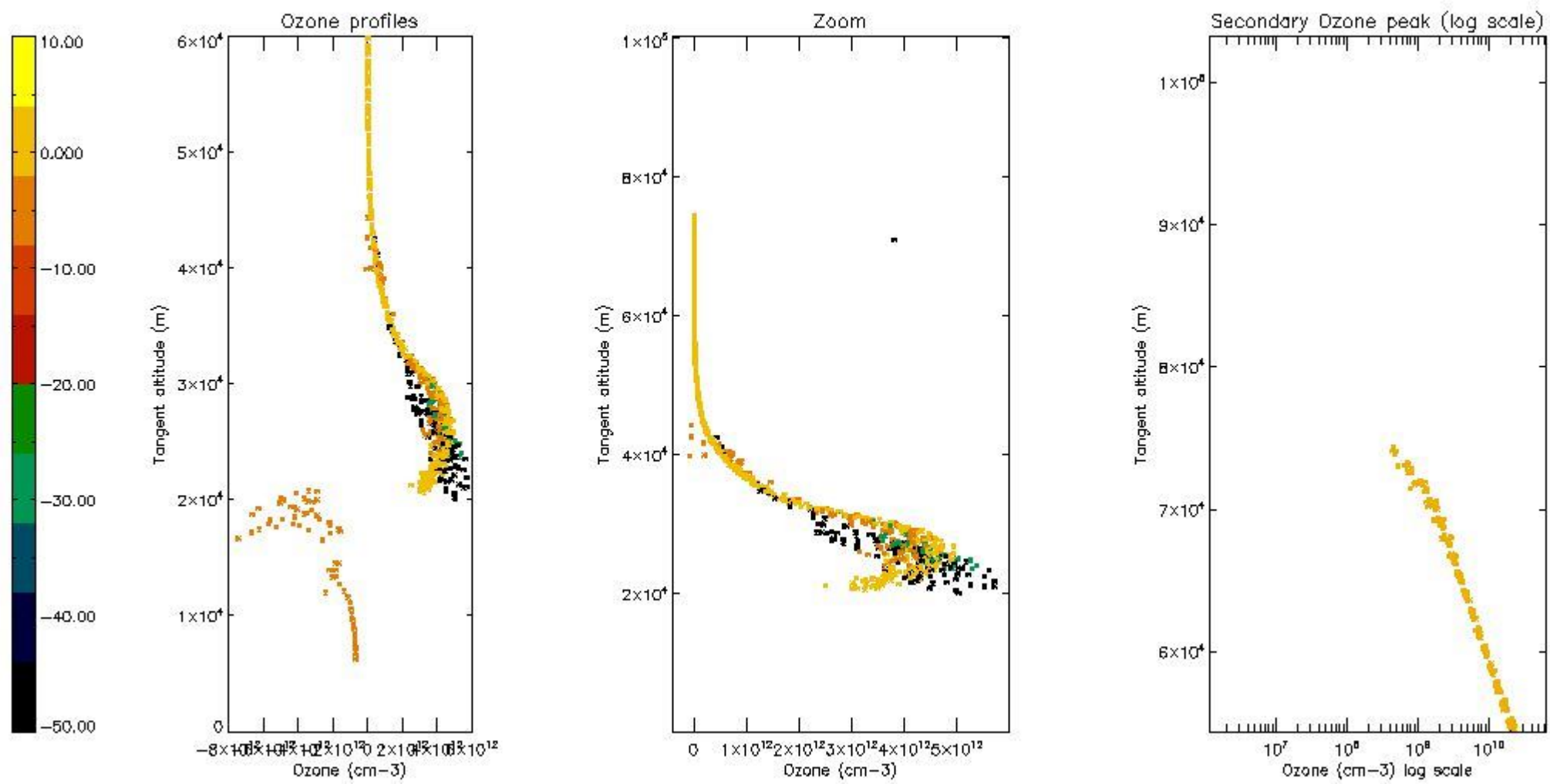
The colorbar represents the latitude.



*5.4 Plot ozone profiles where STD < 10% (dark without errors)*

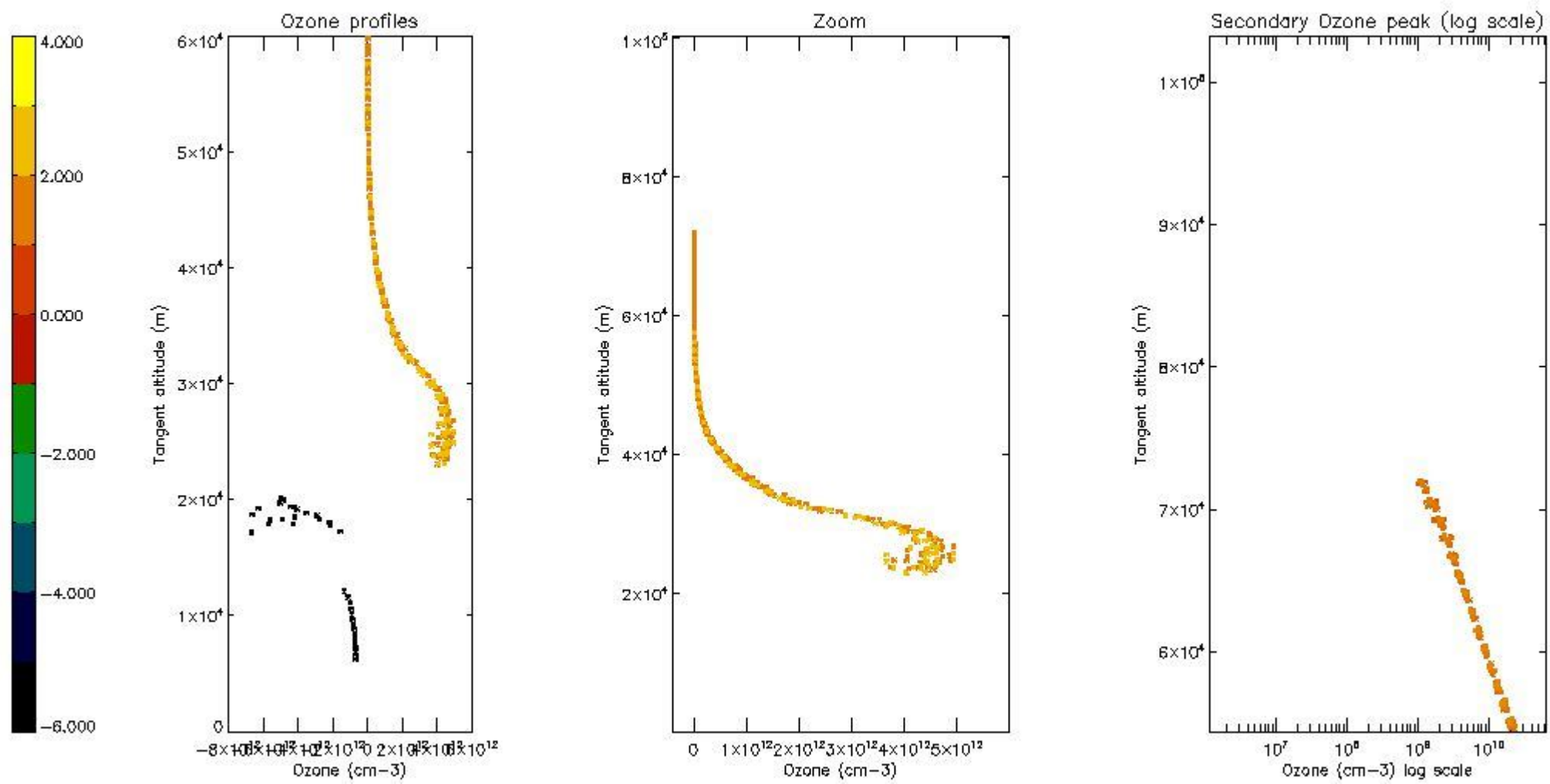
The colorbar represents the latitude.





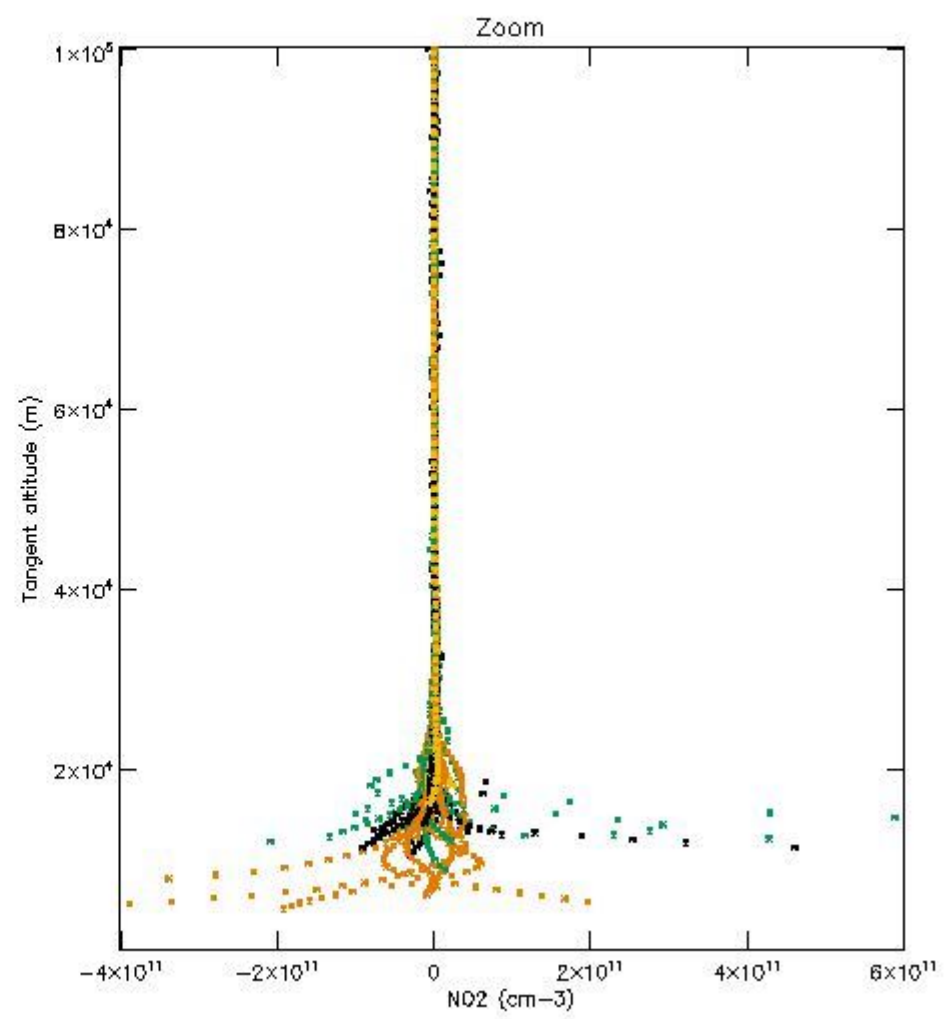
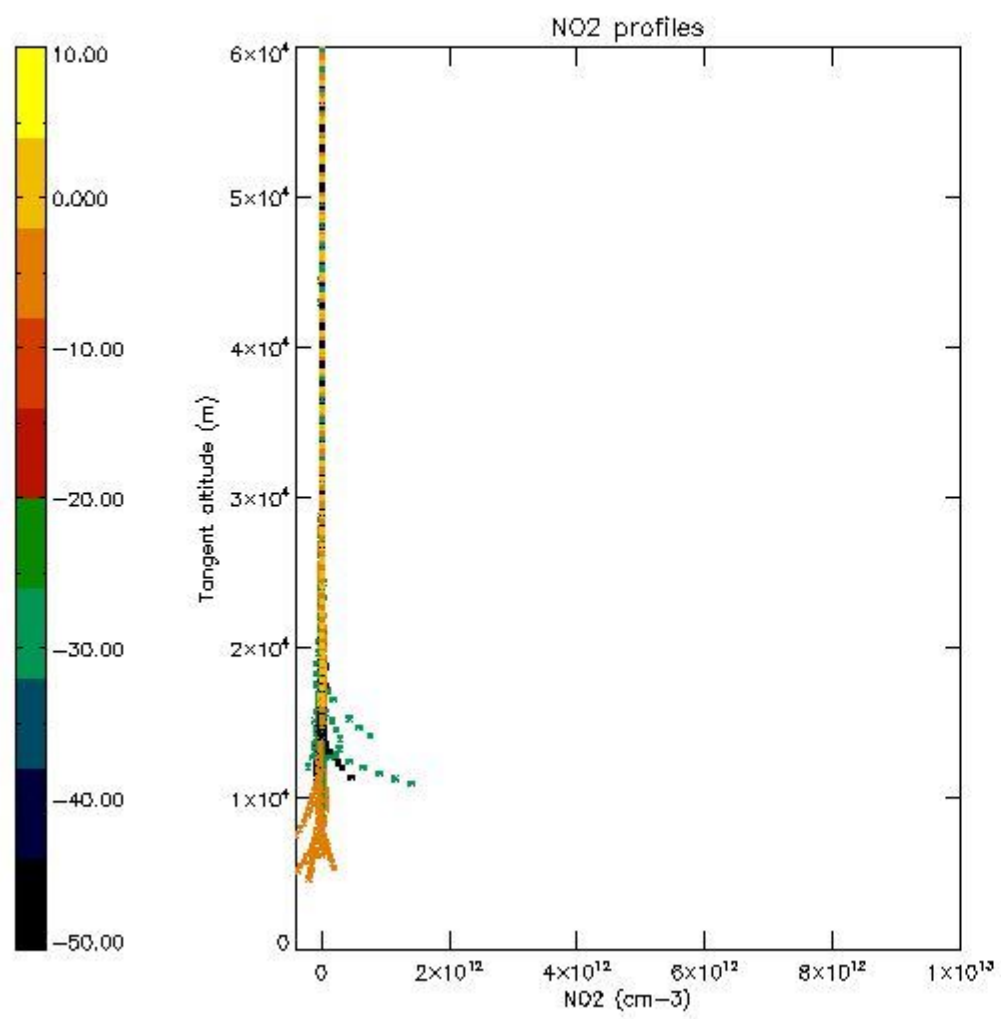
*5.5 Plot ozone profiles where  $STD < 5\%$  (dark without errors)*

The colorbar represents the latitude.



*5.6 Plot NO<sub>2</sub> profiles for all STD (dark without errors)*

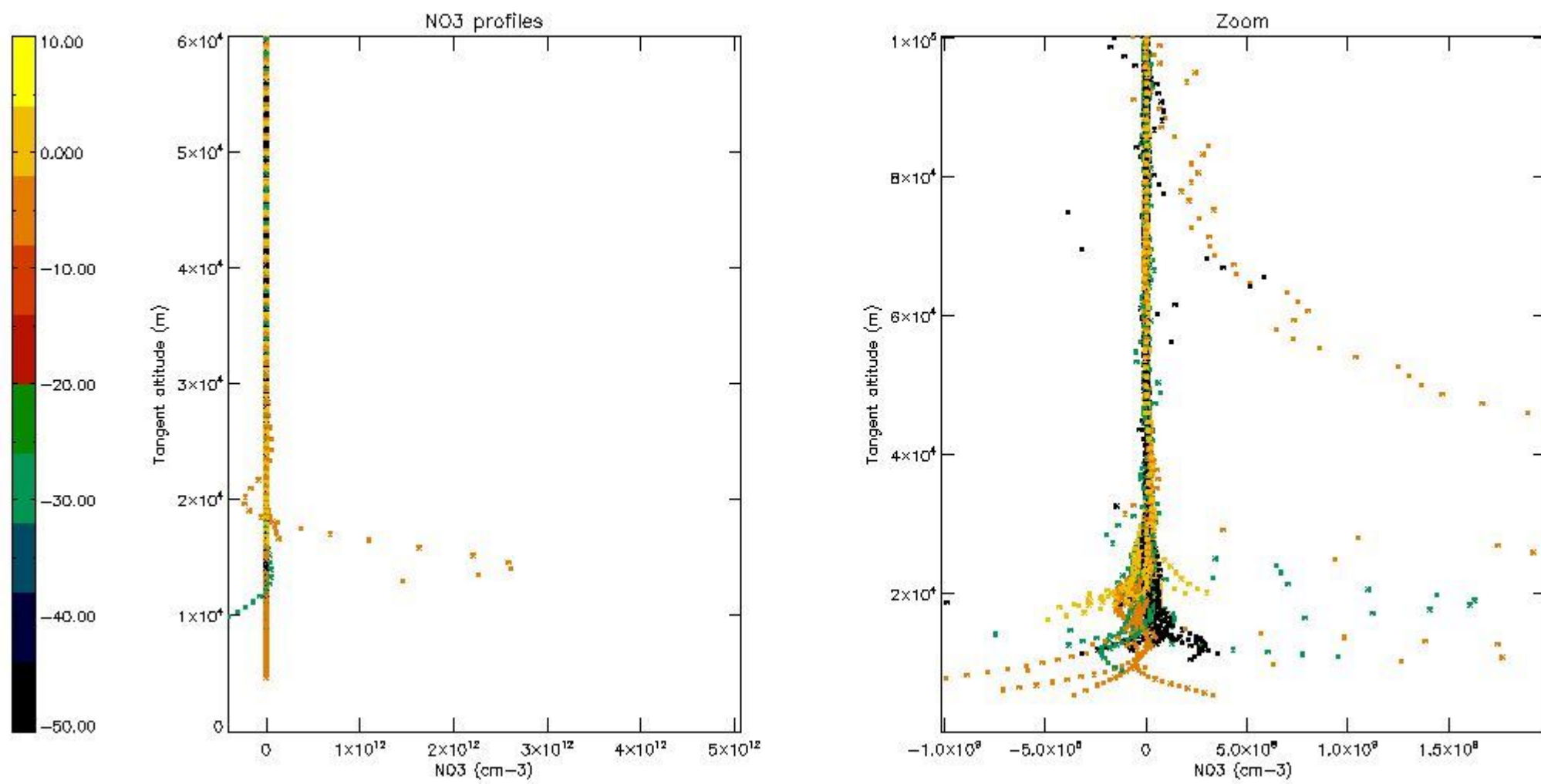
The colorbar represents the latitude.



*5.7 Plot NO3 profiles for all STD (dark without errors)*

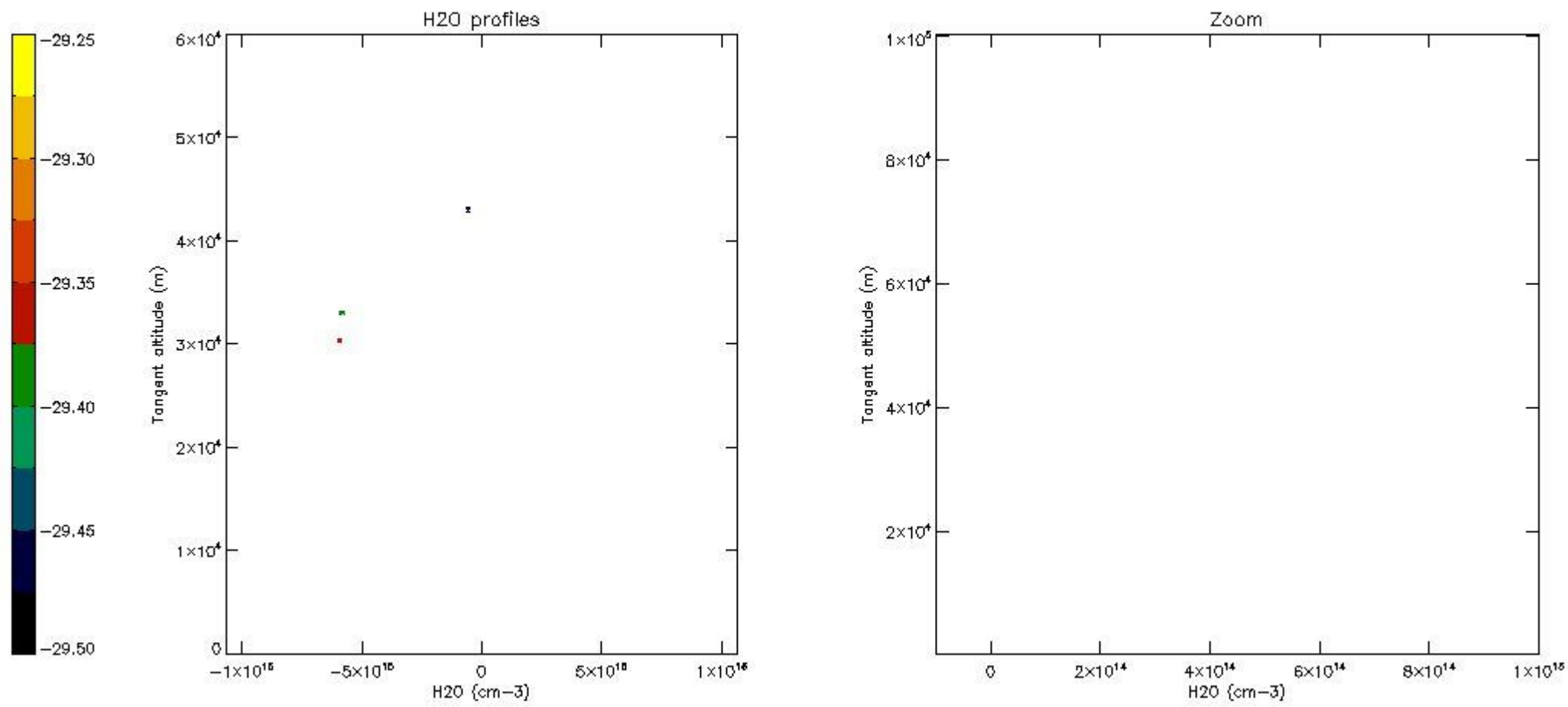
The colorbar represents the latitude.





*5.8 Plot H2O profiles for all STD (only for occultations of stars 1,2,3,4,13,14,16,26,63 dark without errors)*

The colorbar represents the latitude.



## 6. Auxiliary Data Files used for the production reported in section 2

The number reported in the third column indicates since which file (see list in section 2) the corresponding auxiliary file has been used. The fourth column is the date of those product files.

Type	Auxiliary Filename	Used since product	Used since product date
INST_PHYS_CHARACTERISTICS	GOM_INS_AXVIEC20091111_143220_20030716_120000_20500101_000000	1	09-JUN-2011 00:02:52
LEVEL-2_PROC_CONFIG	GOM_PR2_AXVIEC20091111_152718_20020301_000000_20500101_000000	1	09-JUN-2011 00:02:52
CROSS_SECTIONS_FILE	GOM_CRS_AXVIEC20091111_154832_20020301_000000_20500101_000000	1	09-JUN-2011 00:02:52

# GOMOS Level 2 Daily Report

## SUMMARY

### [1. General Info](#)

### [2. Summary of processed GOM\\_NL\\_2P products](#)

### [3. Level 2 Quality information per product](#)

#### [3.1 Plot of level 2 quality information per product \(time dependant\)](#)

#### [3.2 Plot of level 2 quality information per product \(world map\)](#)

### [4. Level 1 Quality information per product \(stored on level 2 products\)](#)

#### [4.1 Plot of level 1 quality information per product \(time dependant\)](#)

##### [4.1.1 Plot of level 1 quality information per product \(time dependant\): ASCENDING](#)

##### [4.1.2 Plot of level 1 quality information per product \(time dependant\): DESCENDING](#)

#### [4.2 Plot of level 1 quality information per product \(world map\)](#)

##### [4.2.1 Plot of level 1 quality information per product \(world map\): ASCENDING](#)

##### [4.2.2 Plot of level 1 quality information per product \(world map\): DESCENDING](#)

### [5. Ozone profiles based on quality statistics and other trace gas profiles](#)

#### [5.1 Ozone statistics based on quality of products](#)

#### [5.2 Plot ozone profiles for all STD \(dark without errors\)](#)

#### [5.3 Plot ozone profiles where STD < 20% \(dark without errors\)](#)

#### [5.4. Plot ozone profiles where STD < 10% \(dark without errors\)](#)

#### [5.5. Plot ozone profiles where STD < 5% \(dark without errors\)](#)

#### [5.6 Plot NO2 profiles for all STD \(dark without errors\)](#)

#### [5.7 Plot NO3 profiles for all STD \(dark without errors\)](#)

#### [5.8 Plot H2O profiles \(only for occultations of stars 1,2,3,4,13,14,16,26,63 dark without errors\) for all STD](#)

### [6. Auxiliary Data Files used for the production reported in section 2](#)



This report presents the daily analysis on parameters extracted from GOMOS level 2 data (GOM\_NL\_\_2P). It is intended to monitor some important parameters that will impact the quality of these products. A list of level 2 products (and content) that have arrived during the reporting day to the PCF is also given.

Item	Value
Time of report generation	24APR2013 14:33:44
Data source version	GOMOS/6.01
Start time of products	09-06-2011 (09JUN2011 00:00:00)
Stop time of products	10-06-2011 (10JUN2011 00:00:00)
Store outputs in DB	Yes
Nb of level 2 prods	270
Nb of prods with errors	0

## 2. Summary of processed GOM\_NL\_\_2P products.

Nr	Filename	UTC Start time	Limb	Duration	Star Id	Star Name	Star Mag	Star Temp	Nb Meas	Orbit	Prod. error
1	GOM_NL__2PRFIN20110609_000252_000000493103_00203_48493_2293.N1	09-JUN-2011 00:02:52	Bright	49.000	126	60Bet Oph	2.7700	4250.0	98	48493	No
2	GOM_NL__2PRFIN20110609_000530_000000473103_00203_48493_2294.N1	09-JUN-2011 00:05:30	Bright	47.000	59	55Alp Oph	2.0800	8900.0	94	48493	No
3	GOM_NL__2PRFIN20110609_001017_000000413103_00203_48493_2295.N1	09-JUN-2011 00:10:17	Bright	40.500	133	40Zet Her	2.8070	6000.0	81	48493	No
4	GOM_NL__2PRFIN20110609_001722_000000433103_00203_48493_2296.N1	09-JUN-2011 00:17:22	Bright	43.000	130	23Bet Dra	2.7990	5800.0	86	48493	No
5	GOM_NL__2PRFIN20110609_002803_000000483103_00203_48493_2297.N1	09-JUN-2011 00:28:03	Bright	47.500	89	5Alp Cep	2.4510	8000.0	95	48493	No
6	GOM_NL__2PRFIN20110609_003405_000000583103_00203_48493_2298.N1	09-JUN-2011 00:34:05	Bright	58.000	76	27Gam Cas	2.3000	30000.	116	48493	No
7	GOM_NL__2PRFIN20110609_003957_000000513103_00203_48493_2299.N1	09-JUN-2011 00:39:57	Bright	50.500	73	57Gam1And	2.2600	13100.	101	48493	No
8	GOM_NL__2PRFIN20110609_004215_000000623103_00203_48493_2300.N1	09-JUN-2011 00:42:15	Bright	61.500	53	43Bet And	2.0480	3300.0	123	48493	No
9	GOM_NL__2PRFIN20110609_004531_000000483103_00203_48493_2301.N1	09-JUN-2011 00:45:31	Twilight	47.500	50	13Alp Ari	2.0070	4250.0	95	48493	No
10	GOM_NL__2PRFIN20110609_010007_000000513103_00203_48493_2302.N1	09-JUN-2011 01:00:07	Dark	50.500	52	16Bet Cet	2.0370	4500.0	101	48493	No
11	GOM_NL__2PRFIN20110609_010636_000000473103_00203_48493_2303.N1	09-JUN-2011 01:06:36	Dark	46.500	84	Alp Phe	2.3970	4500.0	93	48493	No
12	GOM_NL__2PRFIN20110609_011229_000000643103_00204_48494_2309.N1	09-JUN-2011 01:12:29	Dark	64.000	63	Bet Gru	2.1500	2800.0	128	48494	No
13	GOM_NL__2PRFIN20110609_011429_000000493103_00204_48494_2310.N1	09-JUN-2011 01:14:29	Dark	48.500	31	Alp Gru	1.7340	15200.	97	48494	No
14	GOM_NL__2PRFIN20110609_011850_000000443103_00204_48494_2311.N1	09-JUN-2011 01:18:50	Straylight	43.500	45	Alp Pav	1.9400	26000.	87	48494	No
15	GOM_NL__2PRFIN20110609_012723_000000453103_00204_48494_2312.N1	09-JUN-2011 01:27:23	Straylight	45.000	40	The Sco	1.8590	7100.0	90	48494	No
16	GOM_NL__2PRFIN20110609_012907_000000463103_00204_48494_2313.N1	09-JUN-2011 01:29:07	Twilight	46.000	25	35Lam Sco	1.6200	28000.	92	48494	No
17	GOM_NL__2PRFIN20110609_013028_000000493103_00204_48494_2314.N1	09-JUN-2011 01:30:28	Twilight	49.000	167	10Gam2Sgr	2.9840	4500.0	98	48494	No
18	GOM_NL__2PRFIN20110609_013559_000000423103_00204_48494_2315.N1	09-JUN-2011 01:35:59	Bright	42.000	86	35Eta Oph	2.4300	10200.	84	48494	No
19	GOM_NL__2PRFIN20110609_013744_000000393103_00204_48494_2316.N1	09-JUN-2011 01:37:44	Bright	39.000	98	13Zet Oph	2.5710	30000.	78	48494	No
20	GOM_NL__2PRFIN20110609_013951_000000373103_00204_48494_2317.N1	09-JUN-2011 01:39:51	Bright	37.000	120	1Del Oph	2.7340	3200.0	74	48494	No
21	GOM_NL__2PRFIN20110609_014306_000000493103_00204_48494_2318.N1	09-JUN-2011 01:43:06	Bright	49.000	126	60Bet Oph	2.7700	4250.0	98	48494	No
22	GOM_NL__2PRFIN20110609_014544_000000493103_00204_48494_2319.N1	09-JUN-2011 01:45:44	Bright	49.000	59	55Alp Oph	2.0800	8900.0	98	48494	No
23	GOM_NL__2PRFIN20110609_014721_000000413103_00204_48494_2320.N1	09-JUN-2011 01:47:21	Bright	40.500	127	27Bet Her	2.7810	4700.0	81	48494	No
24	GOM_NL__2PRFIN20110609_015031_000000423103_00204_48494_2321.N1	09-JUN-2011 01:50:31	Bright	42.000	133	40Zet Her	2.8070	6000.0	84	48494	No
25	GOM_NL__2PRFIN20110609_015735_000000403103_00204_48494_2322.N1	09-JUN-2011 01:57:35	Bright	40.000	130	23Bet Dra	2.7990	5800.0	80	48494	No
26	GOM_NL__2PRFIN20110609_020816_000000693103_00204_48494_2323.N1	09-JUN-2011 02:08:16	Bright	68.500	89	5Alp Cep	2.4510	8000.0	137	48494	No
27	GOM_NL__2PRFIN20110609_021419_000000583103_00204_48494_2324.N1	09-JUN-2011 02:14:19	Bright	58.000	76	27Gam Cas	2.3000	30000.	116	48494	No
28	GOM_NL__2PRFIN20110609_022010_000000363103_00204_48494_2325.N1	09-JUN-2011 02:20:10	Bright	35.500	73	57Gam1And	2.2600	13100.	71	48494	No
29	GOM_NL__2PRFIN20110609_022229_000000613103_00204_48494_2326.N1	09-JUN-2011 02:22:29	Bright	60.500	53	43Bet And	2.0480	3300.0	121	48494	No
30	GOM_NL__2PRFIN20110609_022546_000000493103_00204_48494_2327.N1	09-JUN-2011 02:25:46	Twilight	48.500	50	13Alp Ari	2.0070	4250.0	97	48494	No
31	GOM_NL__2PRFIN20110609_024022_000000503103_00204_48494_2328.N1	09-JUN-2011 02:40:22	Dark	49.500	52	16Bet Cet	2.0370	4500.0	99	48494	No
32	GOM_NL__2PRFIN20110609_024651_000000453103_00204_48494_2329.N1	09-JUN-2011 02:46:51	Dark	44.500	84	Alp Phe	2.3970	4500.0	89	48494	No
33	GOM_NL__2PRFIN20110609_025244_000000513103_00205_48495_2340.N1	09-JUN-2011 02:52:44	Dark	50.500	63	Bet Gru	2.1500	2800.0	101	48495	No
34	GOM_NL__2PRFIN20110609_025444_000000503103_00205_48495_2341.N1	09-JUN-2011 02:54:44	Dark	49.500	31	Alp Gru	1.7340	15200.	99	48495	No
35	GOM_NL__2PRFIN20110609_025905_000000443103_00205_48495_2342.N1	09-JUN-2011 02:59:05	Straylight	43.500	45	Alp Pav	1.9400	26000.	87	48495	No
36	GOM_NL__2PRFIN20110609_030738_000000423103_00205_48495_2343.N1	09-JUN-2011 03:07:38	Straylight	41.500	40	The Sco	1.8590	7100.0	83	48495	No
37	GOM_NL__2PRFIN20110609_030922_000000453103_00205_48495_2344.N1	09-JUN-2011 03:09:22	Twilight	44.500	25	35Lam Sco	1.6200	28000.	89	48495	No
38	GOM_NL__2PRFIN20110609_031043_000000503103_00205_48495_2345.N1	09-JUN-2011 03:10:43	Twilight	50.000	167	10Gam2Sgr	2.9840	4500.0	100	48495	No
39	GOM_NL__2PRFIN20110609_031613_000000423103_00205_48495_2346.N1	09-JUN-2011 03:16:13	Bright	42.000	86	35Eta Oph	2.4300	10200.	84	48495	No
40	GOM_NL__2PRFIN20110609_031758_000000403103_00205_48495_2347.N1	09-JUN-2011 03:17:58	Bright	40.000	98	13Zet Oph	2.5710	30000.	80	48495	No
41	GOM_NL__2PRFIN20110609_032005_000000373103_00205_48495_2348.N1	09-JUN-2011 03:20:05	Bright	37.000	120	1Del Oph	2.7340	3200.0	74	48495	No
42	GOM_NL__2PRFIN20110609_032320_000000513103_00205_48495_2349.N1	09-JUN-2011 03:23:20	Bright	51.000	126	60Bet Oph	2.7700	4250.0	102	48495	No

43	GOM_NL__2PRFIN20110609_032557_000000513103_00205_48495_2350.N1	09-JUN-2011 03:25:57	Bright	51.000	59	55Alp Oph	2.0800	8900.0	102	48495	No
44	GOM_NL__2PRFIN20110609_032734_000000413103_00205_48495_2351.N1	09-JUN-2011 03:27:34	Bright	41.000	127	27Bet Her	2.7810	4700.0	82	48495	No
45	GOM_NL__2PRFIN20110609_033044_000000413103_00205_48495_2352.N1	09-JUN-2011 03:30:44	Bright	40.500	133	40Zet Her	2.8070	6000.0	81	48495	No
46	GOM_NL__2PRFIN20110609_033749_000000423103_00205_48495_2353.N1	09-JUN-2011 03:37:49	Bright	42.000	130	23Bet Dra	2.7990	5800.0	84	48495	No
47	GOM_NL__2PRFIN20110609_034830_000000473103_00205_48495_2354.N1	09-JUN-2011 03:48:30	Bright	47.000	89	5Alp Cep	2.4510	8000.0	94	48495	No
48	GOM_NL__2PRFIN20110609_035433_000000533103_00205_48495_2355.N1	09-JUN-2011 03:54:33	Bright	53.000	76	27Gam Cas	2.3000	30000.	106	48495	No
49	GOM_NL__2PRFIN20110609_040025_000000353103_00205_48495_2356.N1	09-JUN-2011 04:00:25	Bright	35.000	73	57Gam1And	2.2600	13100.	70	48495	No
50	GOM_NL__2PRFIN20110609_040243_000000623103_00205_48495_2357.N1	09-JUN-2011 04:02:43	Bright	62.000	53	43Bet And	2.0480	3300.0	124	48495	No
51	GOM_NL__2PRFIN20110609_040600_000000473103_00205_48495_2358.N1	09-JUN-2011 04:06:00	Twilight	47.000	50	13Alp Ari	2.0070	4250.0	94	48495	No
52	GOM_NL__2PRFIN20110609_042037_000000523103_00205_48495_2359.N1	09-JUN-2011 04:20:37	Dark	52.000	52	16Bet Cet	2.0370	4500.0	104	48495	No
53	GOM_NL__2PRFIN20110609_042706_000000423103_00205_48495_2360.N1	09-JUN-2011 04:27:06	Dark	41.500	84	Alp Phe	2.3970	4500.0	83	48495	No
54	GOM_NL__2PRFIN20110609_043259_000000633103_00206_48496_2372.N1	09-JUN-2011 04:32:59	Dark	62.500	63	Bet Gru	2.1500	2800.0	125	48496	No
55	GOM_NL__2PRFIN20110609_043459_000000483103_00206_48496_2373.N1	09-JUN-2011 04:34:59	Dark	47.500	31	Alp Gru	1.7340	15200.	95	48496	No
56	GOM_NL__2PRFIN20110609_043920_000000433103_00206_48496_2374.N1	09-JUN-2011 04:39:20	Straylight	42.500	45	Alp Pav	1.9400	26000.	85	48496	No
57	GOM_NL__2PRFIN20110609_044752_000000473103_00206_48496_2375.N1	09-JUN-2011 04:47:52	Straylight	47.000	40	The Sco	1.8590	7100.0	94	48496	No
58	GOM_NL__2PRFIN20110609_044936_000000473103_00206_48496_2376.N1	09-JUN-2011 04:49:36	Tw_and_stray	47.000	25	35Lam Sco	1.6200	28000.	94	48496	No
59	GOM_NL__2PRFIN20110609_045057_000000503103_00206_48496_2377.N1	09-JUN-2011 04:50:57	Tw_and_stray	49.500	167	10Gam2Sgr	2.9840	4500.0	99	48496	No
60	GOM_NL__2PRFIN20110609_045627_000000423103_00206_48496_2378.N1	09-JUN-2011 04:56:27	Bright	42.000	86	35Eta Oph	2.4300	10200.	84	48496	No
61	GOM_NL__2PRFIN20110609_045813_000000393103_00206_48496_2379.N1	09-JUN-2011 04:58:13	Bright	38.500	98	13Zet Oph	2.5710	30000.	77	48496	No
62	GOM_NL__2PRFIN20110609_050333_000000523103_00206_48496_2380.N1	09-JUN-2011 05:03:33	Bright	51.500	126	60Bet Oph	2.7700	4250.0	103	48496	No
63	GOM_NL__2PRFIN20110609_050611_000000503103_00206_48496_2381.N1	09-JUN-2011 05:06:11	Bright	50.000	59	55Alp Oph	2.0800	8900.0	100	48496	No
64	GOM_NL__2PRFIN20110609_050748_000000413103_00206_48496_2382.N1	09-JUN-2011 05:07:48	Bright	40.500	127	27Bet Her	2.7810	4700.0	81	48496	No
65	GOM_NL__2PRFIN20110609_051058_000000413103_00206_48496_2383.N1	09-JUN-2011 05:10:58	Bright	41.000	133	40Zet Her	2.8070	6000.0	82	48496	No
66	GOM_NL__2PRFIN20110609_051803_000000433103_00206_48496_2384.N1	09-JUN-2011 05:18:03	Bright	43.000	130	23Bet Dra	2.7990	5800.0	86	48496	No
67	GOM_NL__2PRFIN20110609_052843_000000483103_00206_48496_2385.N1	09-JUN-2011 05:28:43	Bright	48.000	89	5Alp Cep	2.4510	8000.0	96	48496	No
68	GOM_NL__2PRFIN20110609_053446_000000483103_00206_48496_2386.N1	09-JUN-2011 05:34:46	Bright	48.000	76	27Gam Cas	2.3000	30000.	96	48496	No
69	GOM_NL__2PRFIN20110609_054039_000000373103_00206_48496_2387.N1	09-JUN-2011 05:40:39	Bright	37.000	73	57Gam1And	2.2600	13100.	74	48496	No
70	GOM_NL__2PRFIN20110609_054257_000000533103_00206_48496_2388.N1	09-JUN-2011 05:42:57	Bright	53.000	53	43Bet And	2.0480	3300.0	106	48496	No
71	GOM_NL__2PRFIN20110609_054614_000000483103_00206_48496_2389.N1	09-JUN-2011 05:46:14	Twilight	47.500	50	13Alp Ari	2.0070	4250.0	95	48496	No
72	GOM_NL__2PRFIN20110609_060052_000000553103_00206_48496_2390.N1	09-JUN-2011 06:00:52	Dark	54.500	52	16Bet Cet	2.0370	4500.0	109	48496	No
73	GOM_NL__2PRFIN20110609_060720_000000443103_00206_48496_2391.N1	09-JUN-2011 06:07:20	Dark	44.000	84	Alp Phe	2.3970	4500.0	88	48496	No
74	GOM_NL__2PRFIN20110609_061314_000000603103_00207_48497_2386.N1	09-JUN-2011 06:13:14	Dark	59.500	63	Bet Gru	2.1500	2800.0	119	48497	No
75	GOM_NL__2PRFIN20110609_061514_000000483103_00207_48497_2387.N1	09-JUN-2011 06:15:14	Dark	48.000	31	Alp Gru	1.7340	15200.	96	48497	No
76	GOM_NL__2PRFIN20110609_061934_000000453103_00207_48497_2388.N1	09-JUN-2011 06:19:34	Straylight	44.500	45	Alp Pav	1.9400	26000.	89	48497	No
77	GOM_NL__2PRFIN20110609_062806_000000453103_00207_48497_2389.N1	09-JUN-2011 06:28:06	Straylight	44.500	40	The Sco	1.8590	7100.0	89	48497	No
78	GOM_NL__2PRFIN20110609_062951_000000473103_00207_48497_2390.N1	09-JUN-2011 06:29:51	Tw_and_stray	47.000	25	35Lam Sco	1.6200	28000.	94	48497	No
79	GOM_NL__2PRFIN20110609_063111_000000473103_00207_48497_2391.N1	09-JUN-2011 06:31:11	Tw_and_stray	47.000	167	10Gam2Sgr	2.9840	4500.0	94	48497	No
80	GOM_NL__2PRFIN20110609_063641_000000433103_00207_48497_2392.N1	09-JUN-2011 06:36:41	Bright	42.500	86	35Eta Oph	2.4300	10200.	85	48497	No
81	GOM_NL__2PRFIN20110609_063827_000000393103_00207_48497_2393.N1	09-JUN-2011 06:38:27	Bright	39.000	98	13Zet Oph	2.5710	30000.	78	48497	No
82	GOM_NL__2PRFIN20110609_064347_000000493103_00207_48497_2394.N1	09-JUN-2011 06:43:47	Bright	49.000	126	60Bet Oph	2.7700	4250.0	98	48497	No
83	GOM_NL__2PRFIN20110609_064624_000000503103_00207_48497_2395.N1	09-JUN-2011 06:46:24	Bright	50.000	59	55Alp Oph	2.0800	8900.0	100	48497	No
84	GOM_NL__2PRFIN20110609_064802_000000423103_00207_48497_2396.N1	09-JUN-2011 06:48:02	Bright	41.500	127	27Bet Her	2.7810	4700.0	83	48497	No
85	GOM_NL__2PRFIN20110609_065112_000000393103_00207_48497_2397.N1	09-JUN-2011 06:51:12	Bright	39.000	133	40Zet Her	2.8070	6000.0	78	48497	No
86	GOM_NL__2PRFIN20110609_065816_000000433103_00207_48497_2398.N1	09-JUN-2011 06:58:16	Bright	42.500	130	23Bet Dra	2.7990	5800.0	85	48497	No
87	GOM_NL__2PRFIN20110609_070857_000000483103_00207_48497_2399.N1	09-JUN-2011 07:08:57	Bright	47.500	89	5Alp Cep	2.4510	8000.0	95	48497	No
88	GOM_NL__2PRFIN20110609_071500_000000383103_00207_48497_2400.N1	09-JUN-2011 07:15:00	Bright	38.000	76	27Gam Cas	2.3000	30000.	76	48497	No
89	GOM_NL__2PRFIN20110609_072053_000000443103_00207_48497_2401.N1	09-JUN-2011 07:20:53	Bright	43.500	73	57Gam1And	2.2600	13100.	87	48497	No
90	GOM_NL__2PRFIN20110609_072311_000000573103_00207_48497_2402.N1	09-JUN-2011 07:23:11	Bright	57.000	53	43Bet And	2.0480	3300.0	114	48497	No
91	GOM_NL__2PRFIN20110609_072628_000000473103_00207_48497_2403.N1	09-JUN-2011 07:26:28	Twilight	47.000	50	13Alp Ari	2.0070	4250.0	94	48497	No
92	GOM_NL__2PRFIN20110609_074106_000000523103_00207_48497_2404.N1	09-JUN-2011 07:41:06	Dark	52.000	52	16Bet Cet	2.0370	4500.0	104	48497	No
93	GOM_NL__2PRFIN20110609_074735_000000453103_00207_48497_2405.N1	09-JUN-2011 07:47:35	Dark	44.500	84	Alp Phe	2.3970	4500.0	89	48497	No
94	GOM_NL__2PRFIN20110609_075329_000000613103_00208_48498_2422.N1	09-JUN-2011 07:53:29	Dark	60.500	63	Bet Gru	2.1500	2800.0	121	48498	No
95	GOM_NL__2PRFIN20110609_075529_000000473103_00208_48498_2423.N1	09-JUN-2011 07:55:29	Dark	47.000	31	Alp Gru	1.7340	15200.	94	48498	No
96	GOM_NL__2PRFIN20110609_075949_000000433103_00208_48498_2424.N1	09-JUN-2011 07:59:49	Straylight	43.000	45	Alp Pav	1.9400	26000.	86	48498	No
97	GOM_NL__2PRFIN20110609_080821_000000443103_00208_48498_2425.N1	09-JUN-2011 08:08:21	Straylight	44.000	40	The Sco	1.8590	7100.0	88	48498	No
98	GOM_NL__2PRFIN20110609_081005_000000453103_00208_48498_2426.N1	09-JUN-2011 08:10:05	Tw_and_stray	44.500	25	35Lam Sco	1.6200	28000.	89	48498	No
99	GOM_NL__2PRFIN20110609_081126_000000503103_00208_48498_2427.N1	09-JUN-2011 08:11:26	Tw_and_stray	49.500	167	10Gam2Sgr	2.9840	4500.0	99	48498	No
100	GOM_NL__2PRFIN20110609_081841_000000393103_00208_48498_2428.N1	09-JUN-2011 08:18:41	Bright	38.500	98	13Zet Oph	2.5710	30000.	77	48498	No
101	GOM_NL__2PRFIN20110609_082400_000000503103_00208_48498_2429.N1	09-JUN-2011 08:24:00	Bright	50.000	126	60Bet Oph	2.7700	4250.0	100	48498	No

102	GOM_NL__2PRFIN20110609_082638_000000473103_00208_48498_2430.N1	09-JUN-2011 08:26:38	Bright	47.000	59	55Alp Oph	2.0800	8900.0	94	48498	No
103	GOM_NL__2PRFIN20110609_082816_000000413103_00208_48498_2431.N1	09-JUN-2011 08:28:16	Bright	41.000	127	27Bet Her	2.7810	4700.0	82	48498	No
104	GOM_NL__2PRFIN20110609_083126_000000383103_00208_48498_2432.N1	09-JUN-2011 08:31:26	Bright	38.000	133	40Zet Her	2.8070	6000.0	76	48498	No
105	GOM_NL__2PRFIN20110609_083829_000000413103_00208_48498_2433.N1	09-JUN-2011 08:38:29	Bright	41.000	130	23Bet Dra	2.7990	5800.0	82	48498	No
106	GOM_NL__2PRFIN20110609_084910_000000483103_00208_48498_2434.N1	09-JUN-2011 08:49:10	Bright	48.000	89	5Alp Cep	2.4510	8000.0	96	48498	No
107	GOM_NL__2PRFIN20110609_085514_000000393103_00208_48498_2435.N1	09-JUN-2011 08:55:14	Bright	38.500	76	27Gam Cas	2.3000	30000.	77	48498	No
108	GOM_NL__2PRFIN20110609_090107_000000553103_00208_48498_2436.N1	09-JUN-2011 09:01:07	Bright	55.000	73	57Gam1And	2.2600	13100.	110	48498	No
109	GOM_NL__2PRFIN20110609_090325_000000533103_00208_48498_2437.N1	09-JUN-2011 09:03:25	Bright	53.000	53	43Bet And	2.0480	3300.0	106	48498	No
110	GOM_NL__2PRFIN20110609_090642_000000453103_00208_48498_2438.N1	09-JUN-2011 09:06:42	Twilight	44.500	50	13Alp Ari	2.0070	4250.0	89	48498	No
111	GOM_NL__2PRFIN20110609_092121_000000513103_00208_48498_2439.N1	09-JUN-2011 09:21:21	Dark	51.000	52	16Bet Cet	2.0370	4500.0	102	48498	No
112	GOM_NL__2PRFIN20110609_092750_000000473103_00208_48498_2440.N1	09-JUN-2011 09:27:50	Dark	46.500	84	Alp Phe	2.3970	4500.0	93	48498	No
113	GOM_NL__2PRFIN20110609_093344_000000523103_00209_48499_2450.N1	09-JUN-2011 09:33:44	Dark	52.000	63	Bet Gru	2.1500	2800.0	104	48499	No
114	GOM_NL__2PRFIN20110609_093544_000000483103_00209_48499_2451.N1	09-JUN-2011 09:35:44	Dark	48.000	31	Alp Gru	1.7340	15200.	96	48499	No
115	GOM_NL__2PRFIN20110609_094003_000000433103_00209_48499_2452.N1	09-JUN-2011 09:40:03	Straylight	42.500	45	Alp Pav	1.9400	26000.	85	48499	No
116	GOM_NL__2PRFIN20110609_094835_000000433103_00209_48499_2453.N1	09-JUN-2011 09:48:35	Straylight	42.500	40	The Sco	1.8590	7100.0	85	48499	No
117	GOM_NL__2PRFIN20110609_095019_000000473103_00209_48499_2454.N1	09-JUN-2011 09:50:19	Twi_and_stray	47.000	25	35Lam Sco	1.6200	28000.	94	48499	No
118	GOM_NL__2PRFIN20110609_095140_000000523103_00209_48499_2455.N1	09-JUN-2011 09:51:40	Twi_and_stray	51.500	167	10Gam2Sgr	2.9840	4500.0	103	48499	No
119	GOM_NL__2PRFIN20110609_095855_000000383103_00209_48499_2456.N1	09-JUN-2011 09:58:55	Bright	37.500	98	13Zet Oph	2.5710	30000.	75	48499	No
120	GOM_NL__2PRFIN20110609_100414_000000483103_00209_48499_2457.N1	09-JUN-2011 10:04:14	Bright	47.500	126	60Bet Oph	2.7700	4250.0	95	48499	No
121	GOM_NL__2PRFIN20110609_100652_000000483103_00209_48499_2458.N1	09-JUN-2011 10:06:52	Bright	47.500	59	55Alp Oph	2.0800	8900.0	95	48499	No
122	GOM_NL__2PRFIN20110609_100830_000000383103_00209_48499_2459.N1	09-JUN-2011 10:08:30	Bright	37.500	127	27Bet Her	2.7810	4700.0	75	48499	No
123	GOM_NL__2PRFIN20110609_101139_000000403103_00209_48499_2460.N1	09-JUN-2011 10:11:39	Bright	40.000	133	40Zet Her	2.8070	6000.0	80	48499	No
124	GOM_NL__2PRFIN20110609_101843_000000433103_00209_48499_2461.N1	09-JUN-2011 10:18:43	Bright	42.500	130	23Bet Dra	2.7990	5800.0	85	48499	No
125	GOM_NL__2PRFIN20110609_102923_000000473103_00209_48499_2462.N1	09-JUN-2011 10:29:23	Bright	47.000	89	5Alp Cep	2.4510	8000.0	94	48499	No
126	GOM_NL__2PRFIN20110609_103528_000000583103_00209_48499_2463.N1	09-JUN-2011 10:35:28	Bright	58.000	76	27Gam Cas	2.3000	30000.	116	48499	No
127	GOM_NL__2PRFIN20110609_104121_000000363103_00209_48499_2464.N1	09-JUN-2011 10:41:21	Bright	36.000	73	57Gam1And	2.2600	13100.	72	48499	No
128	GOM_NL__2PRFIN20110609_104339_000000523103_00209_48499_2465.N1	09-JUN-2011 10:43:39	Bright	52.000	53	43Bet And	2.0480	3300.0	104	48499	No
129	GOM_NL__2PRFIN20110609_104657_000000463103_00209_48499_2466.N1	09-JUN-2011 10:46:57	Twilight	46.000	50	13Alp Ari	2.0070	4250.0	92	48499	No
130	GOM_NL__2PRFIN20110609_110136_000000543103_00209_48499_2467.N1	09-JUN-2011 11:01:36	Dark	53.500	52	16Bet Cet	2.0370	4500.0	107	48499	No
131	GOM_NL__2PRFIN20110609_110804_000000513103_00209_48499_2468.N1	09-JUN-2011 11:08:04	Dark	51.000	84	Alp Phe	2.3970	4500.0	102	48499	No
132	GOM_NL__2PRFIN20110609_111358_000000483103_00210_48500_2507.N1	09-JUN-2011 11:13:58	Dark	48.000	63	Bet Gru	2.1500	2800.0	96	48500	No
133	GOM_NL__2PRFIN20110609_111559_000000483103_00210_48500_2508.N1	09-JUN-2011 11:15:59	Dark	47.500	31	Alp Gru	1.7340	15200.	95	48500	No
134	GOM_NL__2PRFIN20110609_112018_000000473103_00210_48500_2509.N1	09-JUN-2011 11:20:18	Straylight	46.500	45	Alp Pav	1.9400	26000.	93	48500	No
135	GOM_NL__2PRFIN20110609_112849_000000453103_00210_48500_2510.N1	09-JUN-2011 11:28:49	Straylight	45.000	40	The Sco	1.8590	7100.0	90	48500	No
136	GOM_NL__2PRFIN20110609_113034_000000453103_00210_48500_2511.N1	09-JUN-2011 11:30:34	Twi_and_stray	44.500	25	35Lam Sco	1.6200	28000.	89	48500	No
137	GOM_NL__2PRFIN20110609_113155_000000513103_00210_48500_2512.N1	09-JUN-2011 11:31:55	Twi_and_stray	50.500	167	10Gam2Sgr	2.9840	4500.0	101	48500	No
138	GOM_NL__2PRFIN20110609_113723_000000413103_00210_48500_2513.N1	09-JUN-2011 11:37:23	Bright	41.000	86	35Eta Oph	2.4300	10200.	82	48500	No
139	GOM_NL__2PRFIN20110609_113909_000000393103_00210_48500_2514.N1	09-JUN-2011 11:39:09	Bright	38.500	98	13Zet Oph	2.5710	30000.	77	48500	No
140	GOM_NL__2PRFIN20110609_114428_000000483103_00210_48500_2515.N1	09-JUN-2011 11:44:28	Bright	47.500	126	60Bet Oph	2.7700	4250.0	95	48500	No
141	GOM_NL__2PRFIN20110609_114705_000000463103_00210_48500_2516.N1	09-JUN-2011 11:47:05	Bright	46.000	59	55Alp Oph	2.0800	8900.0	92	48500	No
142	GOM_NL__2PRFIN20110609_114843_000000413103_00210_48500_2517.N1	09-JUN-2011 11:48:43	Bright	41.000	127	27Bet Her	2.7810	4700.0	82	48500	No
143	GOM_NL__2PRFIN20110609_115153_000000423103_00210_48500_2518.N1	09-JUN-2011 11:51:53	Bright	41.500	133	40Zet Her	2.8070	6000.0	83	48500	No
144	GOM_NL__2PRFIN20110609_115856_000000423103_00210_48500_2519.N1	09-JUN-2011 11:58:56	Bright	41.500	130	23Bet Dra	2.7990	5800.0	83	48500	No
145	GOM_NL__2PRFIN20110609_120936_000000493103_00210_48500_2520.N1	09-JUN-2011 12:09:36	Bright	49.000	89	5Alp Cep	2.4510	8000.0	98	48500	No
146	GOM_NL__2PRFIN20110609_121542_000000393103_00210_48500_2521.N1	09-JUN-2011 12:15:42	Bright	38.500	76	27Gam Cas	2.3000	30000.	77	48500	No
147	GOM_NL__2PRFIN20110609_122135_000000393103_00210_48500_2522.N1	09-JUN-2011 12:21:35	Bright	38.500	73	57Gam1And	2.2600	13100.	77	48500	No
148	GOM_NL__2PRFIN20110609_122353_000000513103_00210_48500_2523.N1	09-JUN-2011 12:23:53	Bright	51.000	53	43Bet And	2.0480	3300.0	102	48500	No
149	GOM_NL__2PRFIN20110609_122711_000000463103_00210_48500_2524.N1	09-JUN-2011 12:27:11	Twilight	46.000	50	13Alp Ari	2.0070	4250.0	92	48500	No
150	GOM_NL__2PRFIN20110609_124151_000000523103_00210_48500_2525.N1	09-JUN-2011 12:41:51	Dark	52.000	52	16Bet Cet	2.0370	4500.0	104	48500	No
151	GOM_NL__2PRFIN20110609_124819_000000463103_00210_48500_2526.N1	09-JUN-2011 12:48:19	Dark	45.500	84	Alp Phe	2.3970	4500.0	91	48500	No
152	GOM_NL__2PRFIN20110609_125413_000000493103_00211_48501_2521.N1	09-JUN-2011 12:54:13	Dark	49.000	63	Bet Gru	2.1500	2800.0	98	48501	No
153	GOM_NL__2PRFIN20110609_125613_000000473103_00211_48501_2522.N1	09-JUN-2011 12:56:13	Dark	47.000	31	Alp Gru	1.7340	15200.	94	48501	No
154	GOM_NL__2PRFIN20110609_130032_000000433103_00211_48501_2523.N1	09-JUN-2011 13:00:32	Straylight	42.500	45	Alp Pav	1.9400	26000.	85	48501	No
155	GOM_NL__2PRFIN20110609_130904_000000453103_00211_48501_2524.N1	09-JUN-2011 13:09:04	Straylight	44.500	40	The Sco	1.8590	7100.0	89	48501	No
156	GOM_NL__2PRFIN20110609_131048_000000433103_00211_48501_2525.N1	09-JUN-2011 13:10:48	Twi_and_stray	42.500	25	35Lam Sco	1.6200	28000.	85	48501	No
157	GOM_NL__2PRFIN20110609_131209_000000503103_00211_48501_2526.N1	09-JUN-2011 13:12:09	Twi_and_stray	49.500	167	10Gam2Sgr	2.9840	4500.0	99	48501	No
158	GOM_NL__2PRFIN20110609_131737_000000423103_00211_48501_2527.N1	09-JUN-2011 13:17:37	Bright	41.500	86	35Eta Oph	2.4300	10200.	83	48501	No
159	GOM_NL__2PRFIN20110609_131923_000000393103_00211_48501_2528.N1	09-JUN-2011 13:19:23	Bright	38.500	98	13Zet Oph	2.5710	30000.	77	48501	No
160	GOM_NL__2PRFIN20110609_132441_000000483103_00211_48501_2529.N1	09-JUN-2011 13:24:41	Bright	48.000	126	60Bet Oph	2.7700	4250.0	96	48501	No



161	GOM_NL__2PRFIN20110609_132718_000000473103_00211_48501_2530.N1	09-JUN-2011 13:27:18	Bright	46.500	59	55Alp Oph	2.0800	8900.0	93	48501	No
162	GOM_NL__2PRFIN20110609_132857_000000383103_00211_48501_2531.N1	09-JUN-2011 13:28:57	Bright	37.500	127	27Bet Her	2.7810	4700.0	75	48501	No
163	GOM_NL__2PRFIN20110609_133207_000000383103_00211_48501_2532.N1	09-JUN-2011 13:32:07	Bright	38.000	133	40Zet Her	2.8070	6000.0	76	48501	No
164	GOM_NL__2PRFIN20110609_133910_000000433103_00211_48501_2533.N1	09-JUN-2011 13:39:10	Bright	42.500	130	23Bet Dra	2.7990	5800.0	85	48501	No
165	GOM_NL__2PRFIN20110609_134950_000000473103_00211_48501_2534.N1	09-JUN-2011 13:49:50	Bright	46.500	89	5Alp Cep	2.4510	8000.0	93	48501	No
166	GOM_NL__2PRFIN20110609_135555_000000583103_00211_48501_2535.N1	09-JUN-2011 13:55:55	Bright	58.000	76	27Gam Cas	2.3000	30000.	116	48501	No
167	GOM_NL__2PRFIN20110609_140149_000000373103_00211_48501_2536.N1	09-JUN-2011 14:01:49	Bright	37.000	73	57Gam1And	2.2600	13100.	74	48501	No
168	GOM_NL__2PRFIN20110609_140407_000000523103_00211_48501_2537.N1	09-JUN-2011 14:04:07	Bright	52.000	53	43Bet And	2.0480	3300.0	104	48501	No
169	GOM_NL__2PRFIN20110609_140725_000000473103_00211_48501_2538.N1	09-JUN-2011 14:07:25	Twilight	47.000	50	13Alp Ari	2.0070	4250.0	94	48501	No
170	GOM_NL__2PRFIN20110609_142206_000000513103_00211_48501_2539.N1	09-JUN-2011 14:22:06	Dark	51.000	52	16Bet Cet	2.0370	4500.0	102	48501	No
171	GOM_NL__2PRFIN20110609_142834_000000493103_00211_48501_2540.N1	09-JUN-2011 14:28:34	Dark	49.000	84	Alp Phe	2.3970	4500.0	98	48501	No
172	GOM_NL__2PRFIN20110609_143428_000000523103_00212_48502_2558.N1	09-JUN-2011 14:34:28	Dark	51.500	63	Bet Gru	2.1500	2800.0	103	48502	No
173	GOM_NL__2PRFIN20110609_143629_000000473103_00212_48502_2559.N1	09-JUN-2011 14:36:29	Dark	47.000	31	Alp Gru	1.7340	15200.	94	48502	No
174	GOM_NL__2PRFIN20110609_144047_000000433103_00212_48502_2560.N1	09-JUN-2011 14:40:47	Straylight	42.500	45	Alp Pav	1.9400	26000.	85	48502	No
175	GOM_NL__2PRFIN20110609_144918_000000473103_00212_48502_2561.N1	09-JUN-2011 14:49:18	Straylight	46.500	40	The Sco	1.8590	7100.0	93	48502	No
176	GOM_NL__2PRFIN20110609_145102_000000473103_00212_48502_2562.N1	09-JUN-2011 14:51:02	Twi_and_stray	46.500	25	35Lam Sco	1.6200	28000.	93	48502	No
177	GOM_NL__2PRFIN20110609_145239_000000273103_00212_48502_2563.N1	09-JUN-2011 14:52:39	Twi_and_stray	27.000	57	34Sig Sgr	2.0660	26000.	54	48502	No
178	GOM_NL__2PRFIN20110609_145337_000000653103_00212_48502_2564.N1	09-JUN-2011 14:53:37	Bright	65.000	137	22Lam Sgr	2.8240	4400.0	130	48502	No
179	GOM_NL__2PRFIN20110609_145751_000000423103_00212_48502_2565.N1	09-JUN-2011 14:57:51	Bright	41.500	86	35Eta Oph	2.4300	10200.	83	48502	No
180	GOM_NL__2PRFIN20110609_145937_000000393103_00212_48502_2566.N1	09-JUN-2011 14:59:37	Bright	38.500	98	13Zet Oph	2.5710	30000.	77	48502	No
181	GOM_NL__2PRFIN20110609_150455_000000483103_00212_48502_2567.N1	09-JUN-2011 15:04:55	Bright	47.500	126	60Bet Oph	2.7700	4250.0	95	48502	No
182	GOM_NL__2PRFIN20110609_150732_000000473103_00212_48502_2568.N1	09-JUN-2011 15:07:32	Bright	46.500	59	55Alp Oph	2.0800	8900.0	93	48502	No
183	GOM_NL__2PRFIN20110609_150911_000000383103_00212_48502_2569.N1	09-JUN-2011 15:09:11	Bright	37.500	127	27Bet Her	2.7810	4700.0	75	48502	No
184	GOM_NL__2PRFIN20110609_151220_000000413103_00212_48502_2570.N1	09-JUN-2011 15:12:20	Bright	40.500	133	40Zet Her	2.8070	6000.0	81	48502	No
185	GOM_NL__2PRFIN20110609_151923_000000443103_00212_48502_2571.N1	09-JUN-2011 15:19:23	Bright	43.500	130	23Bet Dra	2.7990	5800.0	87	48502	No
186	GOM_NL__2PRFIN20110609_153003_000000473103_00212_48502_2572.N1	09-JUN-2011 15:30:03	Bright	46.500	89	5Alp Cep	2.4510	8000.0	93	48502	No
187	GOM_NL__2PRFIN20110609_153609_000000393103_00212_48502_2573.N1	09-JUN-2011 15:36:09	Bright	39.000	76	27Gam Cas	2.3000	30000.	78	48502	No
188	GOM_NL__2PRFIN20110609_154203_000000393103_00212_48502_2574.N1	09-JUN-2011 15:42:03	Bright	38.500	73	57Gam1And	2.2600	13100.	77	48502	No
189	GOM_NL__2PRFIN20110609_154421_000000623103_00212_48502_2575.N1	09-JUN-2011 15:44:21	Bright	62.000	53	43Bet And	2.0480	3300.0	124	48502	No
190	GOM_NL__2PRFIN20110609_154739_000000503103_00212_48502_2576.N1	09-JUN-2011 15:47:39	Twilight	50.000	50	13Alp Ari	2.0070	4250.0	100	48502	No
191	GOM_NL__2PRFIN20110609_160221_000000463103_00212_48502_2577.N1	09-JUN-2011 16:02:21	Dark	46.000	52	16Bet Cet	2.0370	4500.0	92	48502	No
192	GOM_NL__2PRFIN20110609_160848_000000453103_00212_48502_2578.N1	09-JUN-2011 16:08:48	Dark	44.500	84	Alp Phe	2.3970	4500.0	89	48502	No
193	GOM_NL__2PRFIN20110609_161443_000000523103_00213_48503_2600.N1	09-JUN-2011 16:14:43	Dark	52.000	63	Bet Gru	2.1500	2800.0	104	48503	No
194	GOM_NL__2PRFIN20110609_161644_000000493103_00213_48503_2601.N1	09-JUN-2011 16:16:44	Dark	48.500	31	Alp Gru	1.7340	15200.	97	48503	No
195	GOM_NL__2PRFIN20110609_162102_000000423103_00213_48503_2602.N1	09-JUN-2011 16:21:02	Straylight	41.500	45	Alp Pav	1.9400	26000.	83	48503	No
196	GOM_NL__2PRFIN20110609_162932_000000473103_00213_48503_2603.N1	09-JUN-2011 16:29:32	Straylight	46.500	40	The Sco	1.8590	7100.0	93	48503	No
197	GOM_NL__2PRFIN20110609_163116_000000463103_00213_48503_2604.N1	09-JUN-2011 16:31:16	Twi_and_stray	45.500	25	35Lam Sco	1.6200	28000.	91	48503	No
198	GOM_NL__2PRFIN20110609_163253_000000273103_00213_48503_2605.N1	09-JUN-2011 16:32:53	Twi_and_stray	27.000	57	34Sig Sgr	2.0660	26000.	54	48503	No
199	GOM_NL__2PRFIN20110609_163352_000000583103_00213_48503_2606.N1	09-JUN-2011 16:33:52	Bright	58.000	137	22Lam Sgr	2.8240	4400.0	116	48503	No
200	GOM_NL__2PRFIN20110609_163806_000000423103_00213_48503_2607.N1	09-JUN-2011 16:38:06	Bright	41.500	86	35Eta Oph	2.4300	10200.	83	48503	No
201	GOM_NL__2PRFIN20110609_163951_000000393103_00213_48503_2608.N1	09-JUN-2011 16:39:51	Bright	39.000	98	13Zet Oph	2.5710	30000.	78	48503	No
202	GOM_NL__2PRFIN20110609_164509_000000483103_00213_48503_2609.N1	09-JUN-2011 16:45:09	Bright	47.500	126	60Bet Oph	2.7700	4250.0	95	48503	No
203	GOM_NL__2PRFIN20110609_164746_000000473103_00213_48503_2610.N1	09-JUN-2011 16:47:46	Bright	46.500	59	55Alp Oph	2.0800	8900.0	93	48503	No
204	GOM_NL__2PRFIN20110609_164925_000000393103_00213_48503_2611.N1	09-JUN-2011 16:49:25	Bright	38.500	127	27Bet Her	2.7810	4700.0	77	48503	No
205	GOM_NL__2PRFIN20110609_165234_000000583103_00213_48503_2612.N1	09-JUN-2011 16:52:34	Bright	58.000	133	40Zet Her	2.8070	6000.0	116	48503	No
206	GOM_NL__2PRFIN20110609_165937_000000443103_00213_48503_2613.N1	09-JUN-2011 16:59:37	Bright	43.500	130	23Bet Dra	2.7990	5800.0	87	48503	No
207	GOM_NL__2PRFIN20110609_171016_000000473103_00213_48503_2614.N1	09-JUN-2011 17:10:16	Bright	46.500	89	5Alp Cep	2.4510	8000.0	93	48503	No
208	GOM_NL__2PRFIN20110609_171623_000000443103_00213_48503_2615.N1	09-JUN-2011 17:16:23	Bright	44.000	76	27Gam Cas	2.3000	30000.	88	48503	No
209	GOM_NL__2PRFIN20110609_172217_000000523103_00213_48503_2616.N1	09-JUN-2011 17:22:17	Bright	51.500	73	57Gam1And	2.2600	13100.	103	48503	No
210	GOM_NL__2PRFIN20110609_172435_000000623103_00213_48503_2617.N1	09-JUN-2011 17:24:35	Bright	62.000	53	43Bet And	2.0480	3300.0	124	48503	No
211	GOM_NL__2PRFIN20110609_172753_000000483103_00213_48503_2618.N1	09-JUN-2011 17:27:53	Twilight	47.500	50	13Alp Ari	2.0070	4250.0	95	48503	No
212	GOM_NL__2PRFIN20110609_174236_000000523103_00213_48503_2619.N1	09-JUN-2011 17:42:36	Dark	52.000	52	16Bet Cet	2.0370	4500.0	104	48503	No
213	GOM_NL__2PRFIN20110609_174903_000000483103_00213_48503_2620.N1	09-JUN-2011 17:49:03	Dark	48.000	84	Alp Phe	2.3970	4500.0	96	48503	No
214	GOM_NL__2PRFIN20110609_175458_000000593103_00214_48504_2632.N1	09-JUN-2011 17:54:58	Dark	59.000	63	Bet Gru	2.1500	2800.0	118	48504	No
215	GOM_NL__2PRFIN20110609_175658_000000493103_00214_48504_2633.N1	09-JUN-2011 17:56:58	Dark	49.000	31	Alp Gru	1.7340	15200.	98	48504	No
216	GOM_NL__2PRFIN20110609_180116_000000453103_00214_48504_2634.N1	09-JUN-2011 18:01:16	Straylight	44.500	45	Alp Pav	1.9400	26000.	89	48504	No
217	GOM_NL__2PRFIN20110609_180947_000000433103_00214_48504_2635.N1	09-JUN-2011 18:09:47	Straylight	42.500	40	The Sco	1.8590	7100.0	85	48504	No
218	GOM_NL__2PRFIN20110609_181131_000000463103_00214_48504_2636.N1	09-JUN-2011 18:11:31	Twi_and_stray	46.000	25	35Lam Sco	1.6200	28000.	92	48504	No
219	GOM_NL__2PRFIN20110609_181308_000000313103_00214_48504_2637.N1	09-JUN-2011 18:13:08	Twi_and_stray	31.000	57	34Sig Sgr	2.0660	26000.	62	48504	No

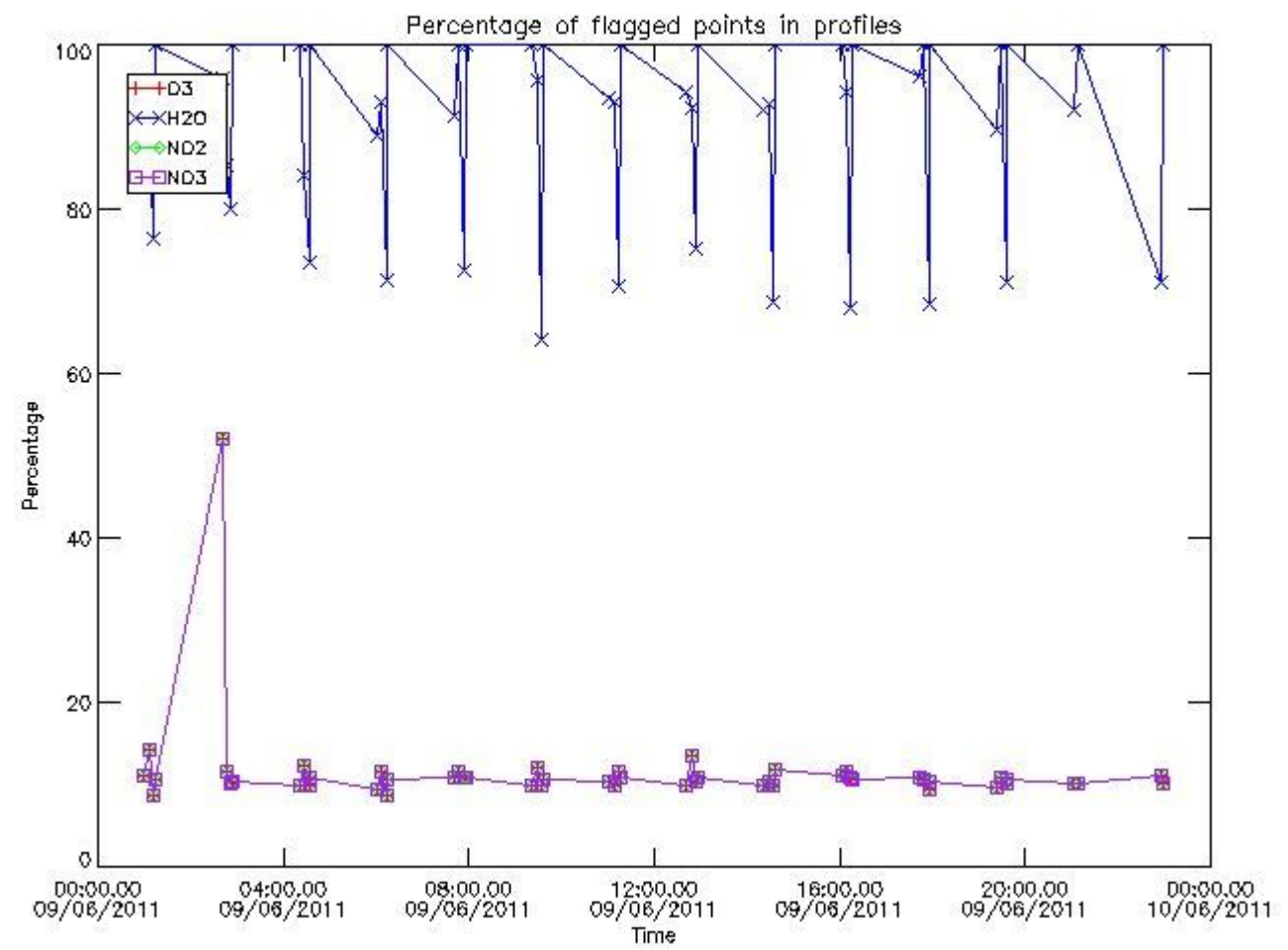


220	GOM_NL__2PRFIN20110609_181406_000000573103_00214_48504_2638.N1	09-JUN-2011 18:14:06	Bright	56.500	137	22Lam Sgr	2.8240	4400.0	113	48504	No
221	GOM_NL__2PRFIN20110609_181820_000000413103_00214_48504_2639.N1	09-JUN-2011 18:18:20	Bright	40.500	86	35Eta Oph	2.4300	10200.	81	48504	No
222	GOM_NL__2PRFIN20110609_182005_000000403103_00214_48504_2640.N1	09-JUN-2011 18:20:05	Bright	39.500	98	13Zet Oph	2.5710	30000.	79	48504	No
223	GOM_NL__2PRFIN20110609_182522_000000483103_00214_48504_2641.N1	09-JUN-2011 18:25:22	Bright	48.000	126	60Bet Oph	2.7700	4250.0	96	48504	No
224	GOM_NL__2PRFIN20110609_182759_000000473103_00214_48504_2642.N1	09-JUN-2011 18:27:59	Bright	46.500	59	55Alp Oph	2.0800	8900.0	93	48504	No
225	GOM_NL__2PRFIN20110609_182939_000000383103_00214_48504_2643.N1	09-JUN-2011 18:29:39	Bright	38.000	127	27Bet Her	2.7810	4700.0	76	48504	No
226	GOM_NL__2PRFIN20110609_183248_000000413103_00214_48504_2644.N1	09-JUN-2011 18:32:48	Bright	40.500	133	40Zet Her	2.8070	6000.0	81	48504	No
227	GOM_NL__2PRFIN20110609_183950_000000433103_00214_48504_2645.N1	09-JUN-2011 18:39:50	Bright	43.000	130	23Bet Dra	2.7990	5800.0	86	48504	No
228	GOM_NL__2PRFIN20110609_185030_000000483103_00214_48504_2646.N1	09-JUN-2011 18:50:30	Bright	47.500	89	5Alp Cep	2.4510	8000.0	95	48504	No
229	GOM_NL__2PRFIN20110609_185637_000000583103_00214_48504_2647.N1	09-JUN-2011 18:56:37	Bright	58.000	76	27Gam Cas	2.3000	30000.	116	48504	No
230	GOM_NL__2PRFIN20110609_190231_000000403103_00214_48504_2648.N1	09-JUN-2011 19:02:31	Bright	39.500	73	57Gam1And	2.2600	13100.	79	48504	No
231	GOM_NL__2PRFIN20110609_190449_000000573103_00214_48504_2649.N1	09-JUN-2011 19:04:49	Bright	56.500	53	43Bet And	2.0480	3300.0	113	48504	No
232	GOM_NL__2PRFIN20110609_190808_000000473103_00214_48504_2650.N1	09-JUN-2011 19:08:08	Twilight	46.500	50	13Alp Ari	2.0070	4250.0	93	48504	No
233	GOM_NL__2PRFIN20110609_192250_000000533103_00214_48504_2651.N1	09-JUN-2011 19:22:50	Dark	53.000	52	16Bet Cet	2.0370	4500.0	106	48504	No
234	GOM_NL__2PRFIN20110609_192918_000000483103_00214_48504_2652.N1	09-JUN-2011 19:29:18	Dark	47.500	84	Alp Phe	2.3970	4500.0	95	48504	No
235	GOM_NL__2PRFIN20110609_193513_000000613103_00215_48505_2684.N1	09-JUN-2011 19:35:13	Dark	61.000	63	Bet Gru	2.1500	2800.0	122	48505	No
236	GOM_NL__2PRFIN20110609_193714_000000493103_00215_48505_2685.N1	09-JUN-2011 19:37:14	Dark	48.500	31	Alp Gru	1.7340	15200.	97	48505	No
237	GOM_NL__2PRFIN20110609_194131_000000423103_00215_48505_2686.N1	09-JUN-2011 19:41:31	Straylight	41.500	45	Alp Pav	1.9400	26000.	83	48505	No
238	GOM_NL__2PRFIN20110609_195001_000000453103_00215_48505_2687.N1	09-JUN-2011 19:50:01	Straylight	44.500	40	The Sco	1.8590	7100.0	89	48505	No
239	GOM_NL__2PRFIN20110609_195145_000000473103_00215_48505_2688.N1	09-JUN-2011 19:51:45	Twi_and_stray	46.500	25	35Lam Sco	1.6200	28000.	93	48505	No
240	GOM_NL__2PRFIN20110609_195322_000000313103_00215_48505_2689.N1	09-JUN-2011 19:53:22	Twi_and_stray	31.000	57	34Sig Sgr	2.0660	26000.	62	48505	No
241	GOM_NL__2PRFIN20110609_195420_000000613103_00215_48505_2690.N1	09-JUN-2011 19:54:20	Bright	60.500	137	22Lam Sgr	2.8240	4400.0	121	48505	No
242	GOM_NL__2PRFIN20110609_195834_000000423103_00215_48505_2691.N1	09-JUN-2011 19:58:34	Bright	42.000	86	35Eta Oph	2.4300	10200.	84	48505	No
243	GOM_NL__2PRFIN20110609_200019_000000383103_00215_48505_2692.N1	09-JUN-2011 20:00:19	Bright	38.000	98	13Zet Oph	2.5710	30000.	76	48505	No
244	GOM_NL__2PRFIN20110609_200536_000000483103_00215_48505_2693.N1	09-JUN-2011 20:05:36	Bright	47.500	126	60Bet Oph	2.7700	4250.0	95	48505	No
245	GOM_NL__2PRFIN20110609_200813_000000473103_00215_48505_2694.N1	09-JUN-2011 20:08:13	Bright	46.500	59	55Alp Oph	2.0800	8900.0	93	48505	No
246	GOM_NL__2PRFIN20110609_200953_000000403103_00215_48505_2695.N1	09-JUN-2011 20:09:53	Bright	39.500	127	27Bet Her	2.7810	4700.0	79	48505	No
247	GOM_NL__2PRFIN20110609_201302_000000583103_00215_48505_2696.N1	09-JUN-2011 20:13:02	Bright	58.000	133	40Zet Her	2.8070	6000.0	116	48505	No
248	GOM_NL__2PRFIN20110609_202004_000000443103_00215_48505_2697.N1	09-JUN-2011 20:20:04	Bright	43.500	130	23Bet Dra	2.7990	5800.0	87	48505	No
249	GOM_NL__2PRFIN20110609_203043_000000493103_00215_48505_2698.N1	09-JUN-2011 20:30:43	Bright	48.500	89	5Alp Cep	2.4510	8000.0	97	48505	No
250	GOM_NL__2PRFIN20110609_203651_000000473103_00215_48505_2699.N1	09-JUN-2011 20:36:51	Bright	47.000	76	27Gam Cas	2.3000	30000.	94	48505	No
251	GOM_NL__2PRFIN20110609_204245_000000493103_00215_48505_2700.N1	09-JUN-2011 20:42:45	Bright	48.500	73	57Gam1And	2.2600	13100.	97	48505	No
252	GOM_NL__2PRFIN20110609_204503_000000503103_00215_48505_2701.N1	09-JUN-2011 20:45:03	Bright	49.500	53	43Bet And	2.0480	3300.0	99	48505	No
253	GOM_NL__2PRFIN20110609_204822_000000533103_00215_48505_2702.N1	09-JUN-2011 20:48:22	Twilight	53.000	50	13Alp Ari	2.0070	4250.0	106	48505	No
254	GOM_NL__2PRFIN20110609_210305_000000513103_00215_48505_2703.N1	09-JUN-2011 21:03:05	Dark	50.500	52	16Bet Cet	2.0370	4500.0	101	48505	No
255	GOM_NL__2PRFIN20110609_210932_000000503103_00215_48505_2704.N1	09-JUN-2011 21:09:32	Dark	50.000	84	Alp Phe	2.3970	4500.0	100	48505	No
256	GOM_NL__2PRFIN20110609_225543_000000513103_00217_48507_2746.N1	09-JUN-2011 22:55:43	Dark	50.500	63	Bet Gru	2.1500	2800.0	101	48507	No
257	GOM_NL__2PRFIN20110609_225743_000000513103_00217_48507_2747.N1	09-JUN-2011 22:57:43	Dark	50.500	31	Alp Gru	1.7340	15200.	101	48507	No
258	GOM_NL__2PRFIN20110609_230200_000000433103_00217_48507_2748.N1	09-JUN-2011 23:02:00	Straylight	42.500	45	Alp Pav	1.9400	26000.	85	48507	No
259	GOM_NL__2PRFIN20110609_231029_000000463103_00217_48507_2749.N1	09-JUN-2011 23:10:29	Straylight	45.500	40	The Sco	1.8590	7100.0	91	48507	No
260	GOM_NL__2PRFIN20110609_231214_000000443103_00217_48507_2750.N1	09-JUN-2011 23:12:14	Twi_and_stray	43.500	25	35Lam Sco	1.6200	28000.	87	48507	No
261	GOM_NL__2PRFIN20110609_231351_000000633103_00217_48507_2751.N1	09-JUN-2011 23:13:51	Bright	62.500	57	34Sig Sgr	2.0660	26000.	125	48507	No
262	GOM_NL__2PRFIN20110609_231902_000000413103_00217_48507_2752.N1	09-JUN-2011 23:19:02	Bright	41.000	86	35Eta Oph	2.4300	10200.	82	48507	No
263	GOM_NL__2PRFIN20110609_232047_000000393103_00217_48507_2753.N1	09-JUN-2011 23:20:47	Bright	39.000	98	13Zet Oph	2.5710	30000.	78	48507	No
264	GOM_NL__2PRFIN20110609_232603_000000483103_00217_48507_2754.N1	09-JUN-2011 23:26:03	Bright	48.000	126	60Bet Oph	2.7700	4250.0	96	48507	No
265	GOM_NL__2PRFIN20110609_232840_000000473103_00217_48507_2755.N1	09-JUN-2011 23:28:40	Bright	46.500	59	55Alp Oph	2.0800	8900.0	93	48507	No
266	GOM_NL__2PRFIN20110609_233020_000000413103_00217_48507_2756.N1	09-JUN-2011 23:30:20	Bright	41.000	127	27Bet Her	2.7810	4700.0	82	48507	No
267	GOM_NL__2PRFIN20110609_233329_000000393103_00217_48507_2757.N1	09-JUN-2011 23:33:29	Bright	39.000	133	40Zet Her	2.8070	6000.0	78	48507	No
268	GOM_NL__2PRFIN20110609_234031_000000503103_00217_48507_2758.N1	09-JUN-2011 23:40:31	Bright	50.000	130	23Bet Dra	2.7990	5800.0	100	48507	No
269	GOM_NL__2PRFIN20110609_235110_000000493103_00217_48507_2759.N1	09-JUN-2011 23:51:10	Bright	49.000	89	5Alp Cep	2.4510	8000.0	98	48507	No
270	GOM_NL__2PRFIN20110609_235718_000000523103_00217_48507_2760.N1	09-JUN-2011 23:57:18	Bright	52.000	76	27Gam Cas	2.3000	30000.	104	48507	No

### 3. Quality information per product

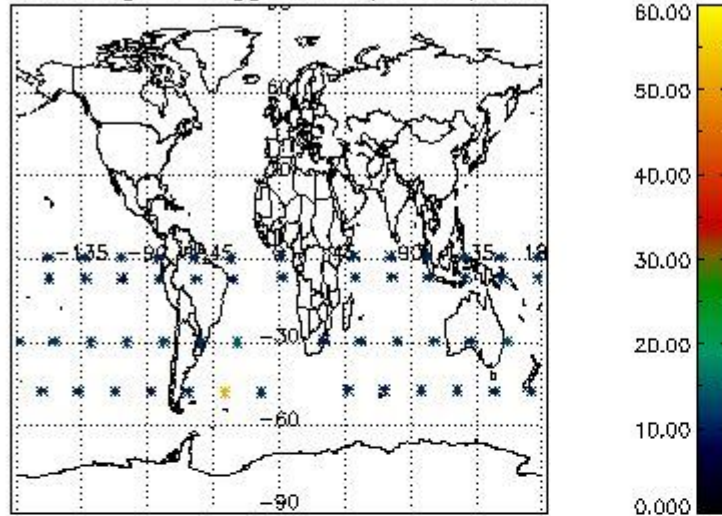
In this section it is plotted some information contained in the Quality Summary data set of the level 2 products. Only products in dark limb conditions and without errors (error flag in the MPH set to "0") are used.

3.1 Plot quality information per product (time dependant)

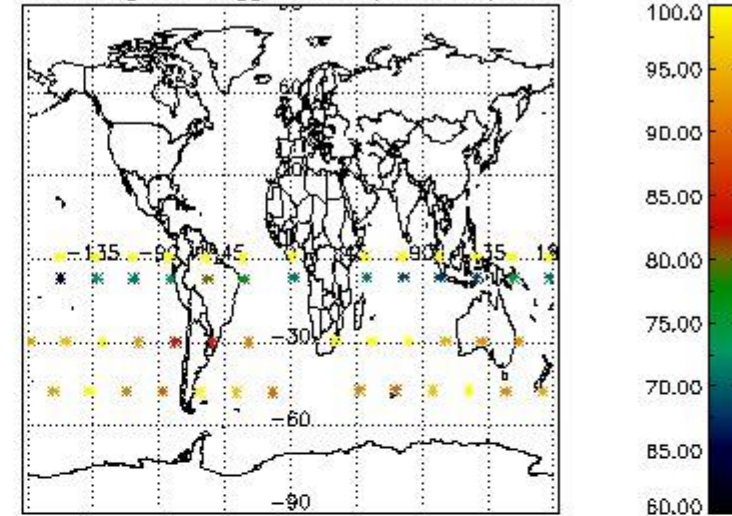


3.2 Plot quality information per product (world map)

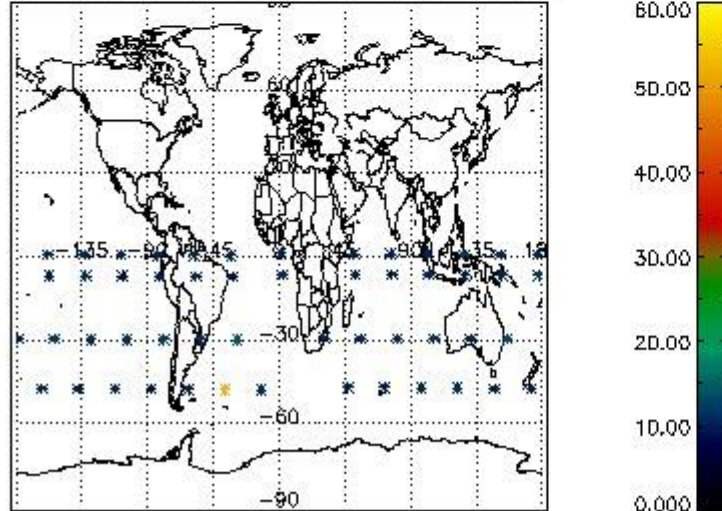
Percentage of flagged data per O3 profile



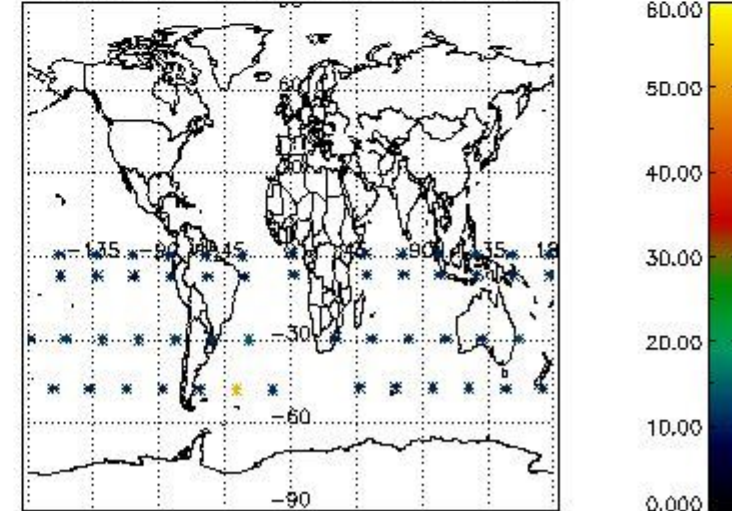
Percentage of flagged data per H2O profile



Percentage of flagged data per NO2 profile



Percentage of flagged data per NO3 profile



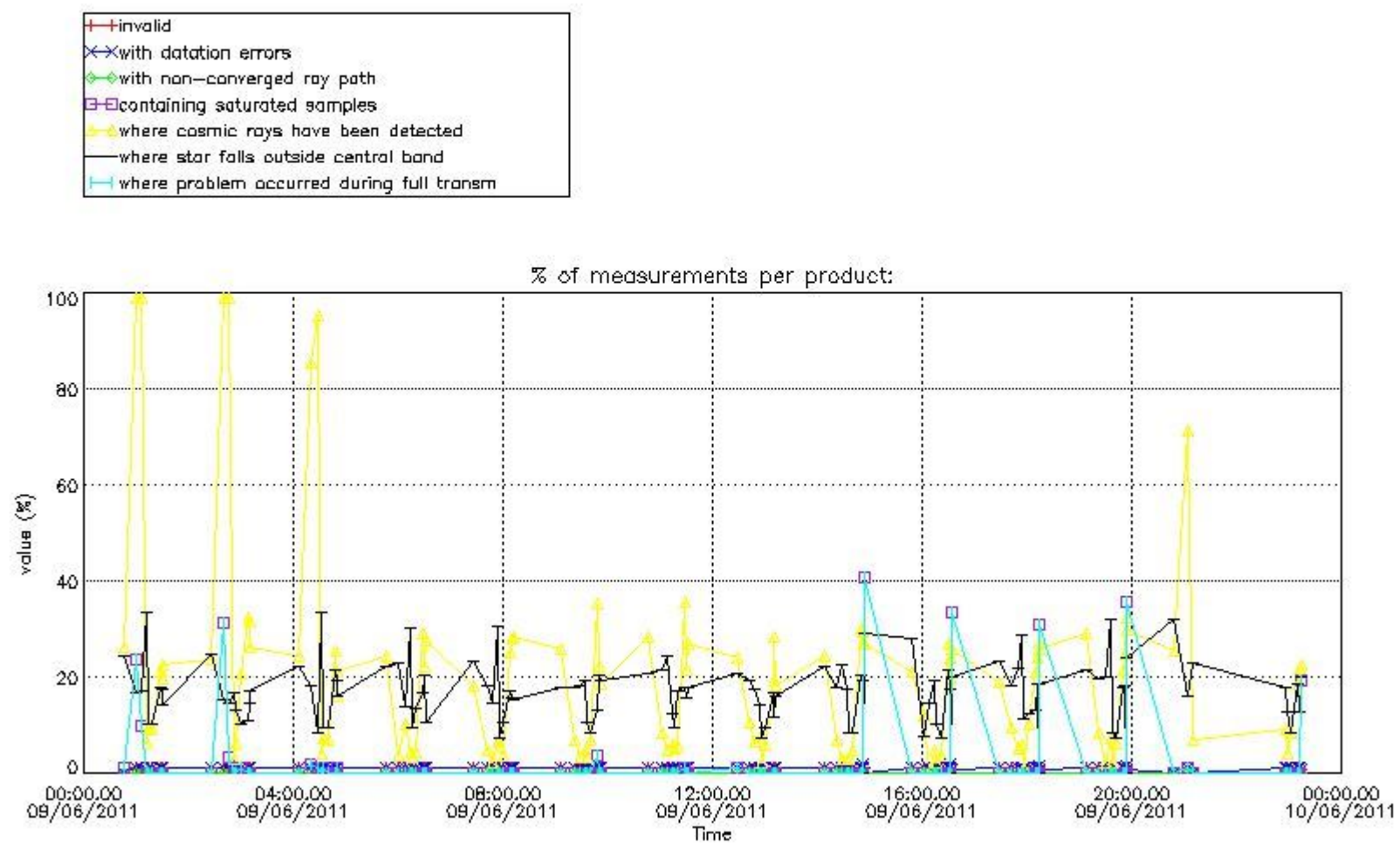
#### 4. Level 1 quality information per product

In this section it is plotted some information contained in the Quality Summary data set of the level 2 products that comes from the level 1b processing. Products without errors (error flag in the MPH set to "0") are used.

##### 4.1 Plot quality information per product (time dependant) coming from level 1b processing

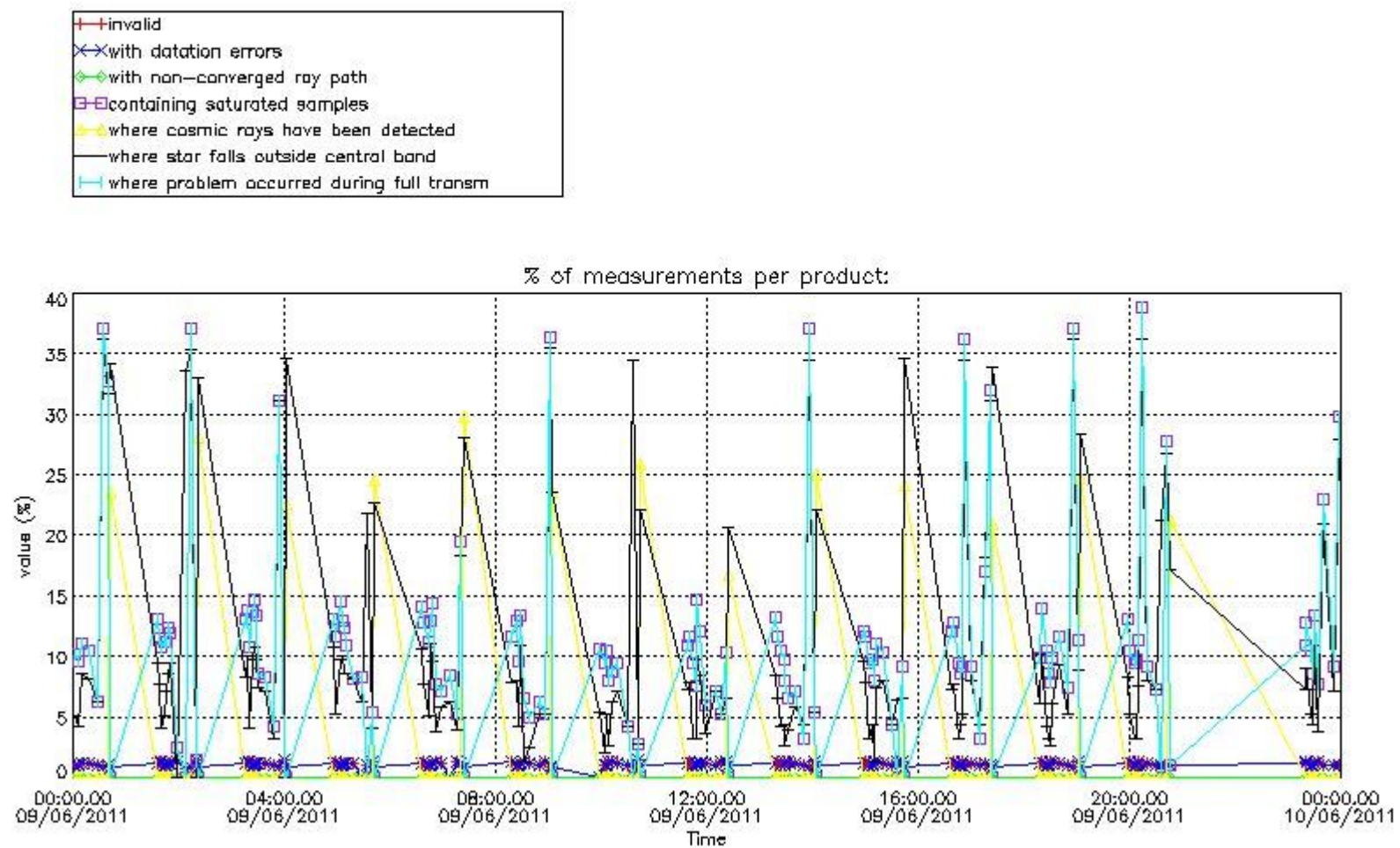
###### 4.1.1 Plot level 1 quality information per product (time dependant): ENVISAT ASCENDING passes





4.1.2 Plot level 1 quality information per product (time dependant): ENVI SAT DESCENDING passes

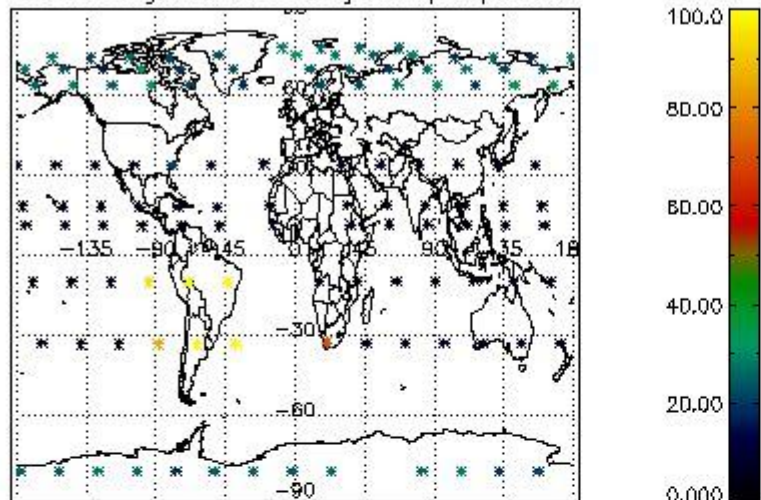




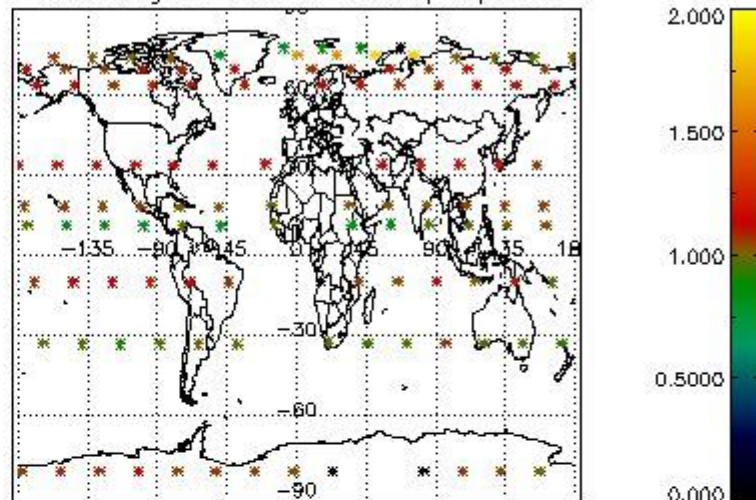
4.2 Plot quality information per product coming from level 1b processing (world map)

4.2.1 Plot level 1 quality information per product (world map): ENVISAT ASCENDING passes

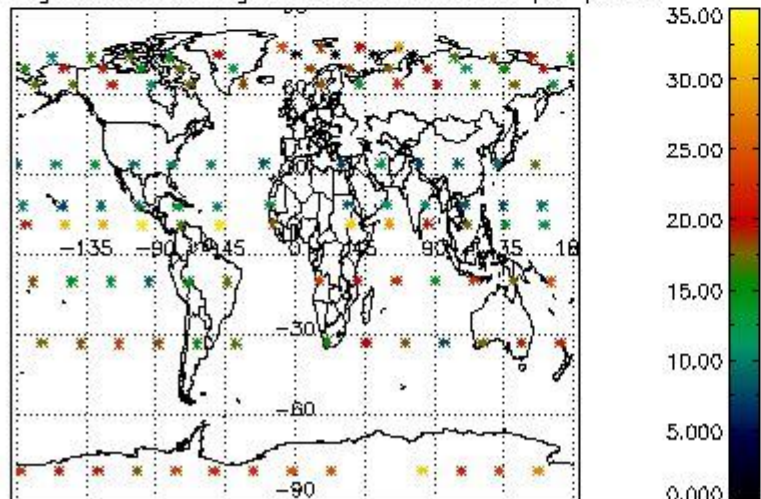
Percentage of cosmic ray hits per profile



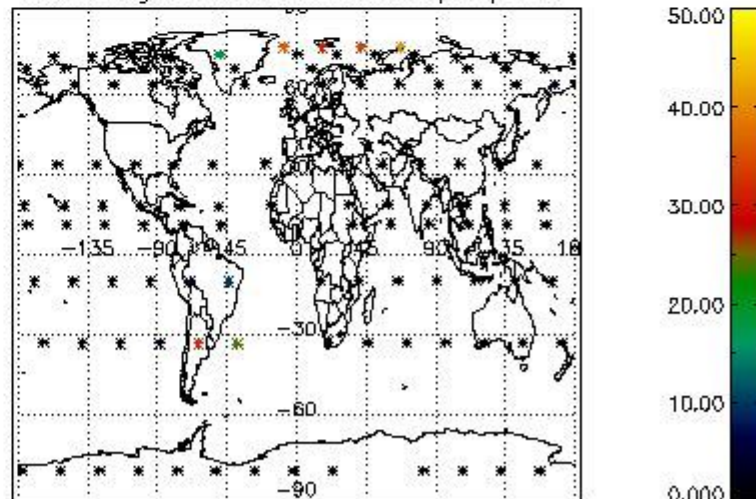
Percentage of datation errors per profile



Percentage of star falling outside central band per profile

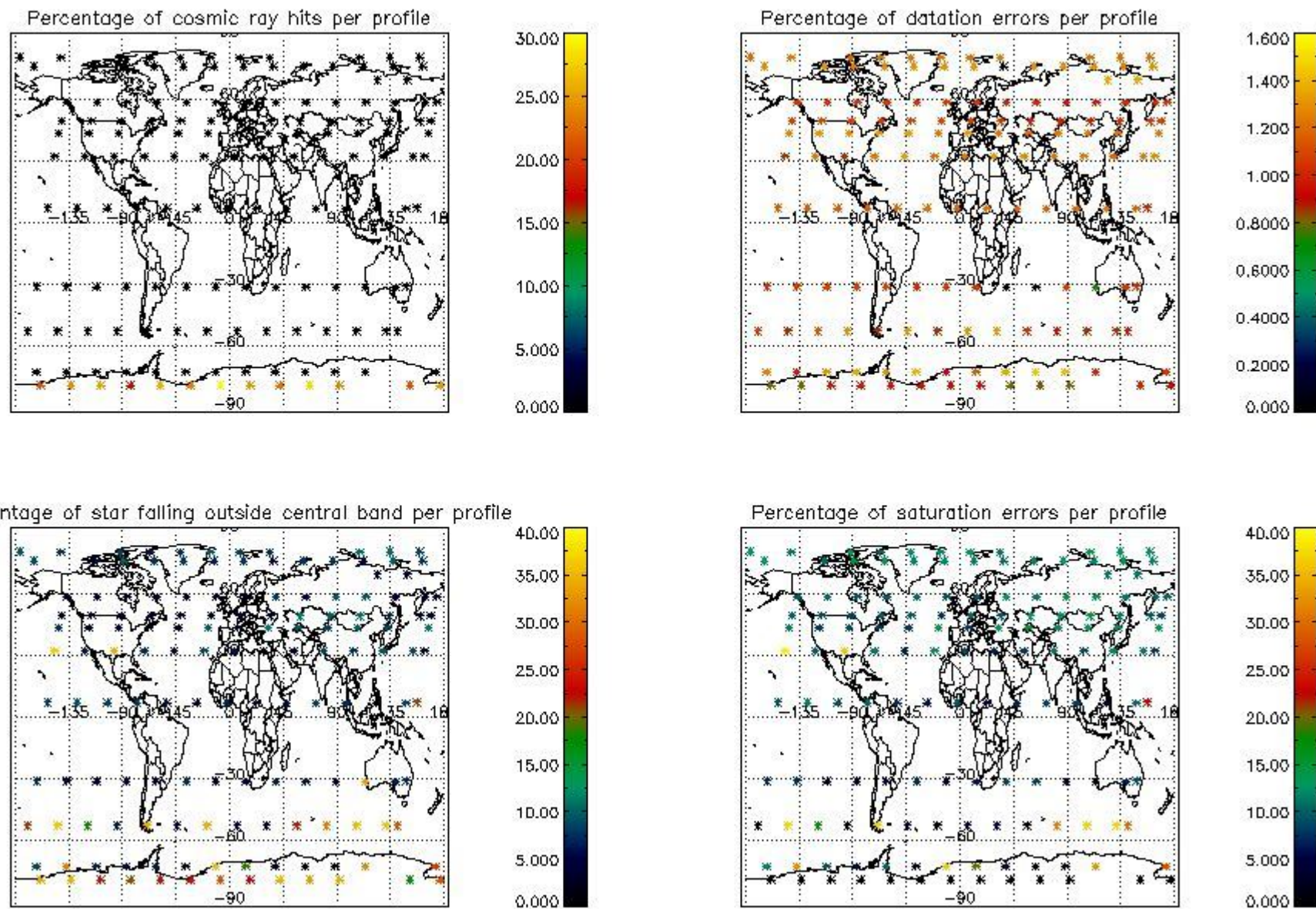


Percentage of saturation errors per profile



4.2.2 Plot level 1 quality information per product (world map): ENVISAT DESCENDING passes





## 5. Trace gas profiles

### 5.1 Ozone statistics based on quality of products

The final quality of the products can be "measured" using the STD (Standard Deviation) attached to every point profile. This information is written to the parameter GOM\_NL\_\_2P/NL\_LOCAL\_SPECIES\_DENSITY/o3\_std of the level 2 products. The table below shows the statistics for given STD ranges.

The statistics are given with respect to the overall valid production:

- Products without fatal errors: GOM\_NL\_\_2P/MPH/PRODUCT\_ERR=0
- Valid point profile: GOM\_NL\_\_2P/NL\_LOCAL\_SPECIES\_DENSITY/pcd(0)=0

The 'Criteria' is applied to valid points of dark limb products:

- Products in dark limb illumination condition: GOM\_NL\_\_2P/NL\_SUMMARY\_QUALITY/obs\_ill\_cond=0
- Products without fatal errors: GOM\_NL\_\_2P/MPH/PRODUCT\_ERR=0
- Valid point profile: GOM\_NL\_\_2P/NL\_LOCAL\_SPECIES\_DENSITY/pcd(0)=0

So, the table below shows the percentage of dark limb and valid observations for each criteria with respect to the overall valid daily observations.

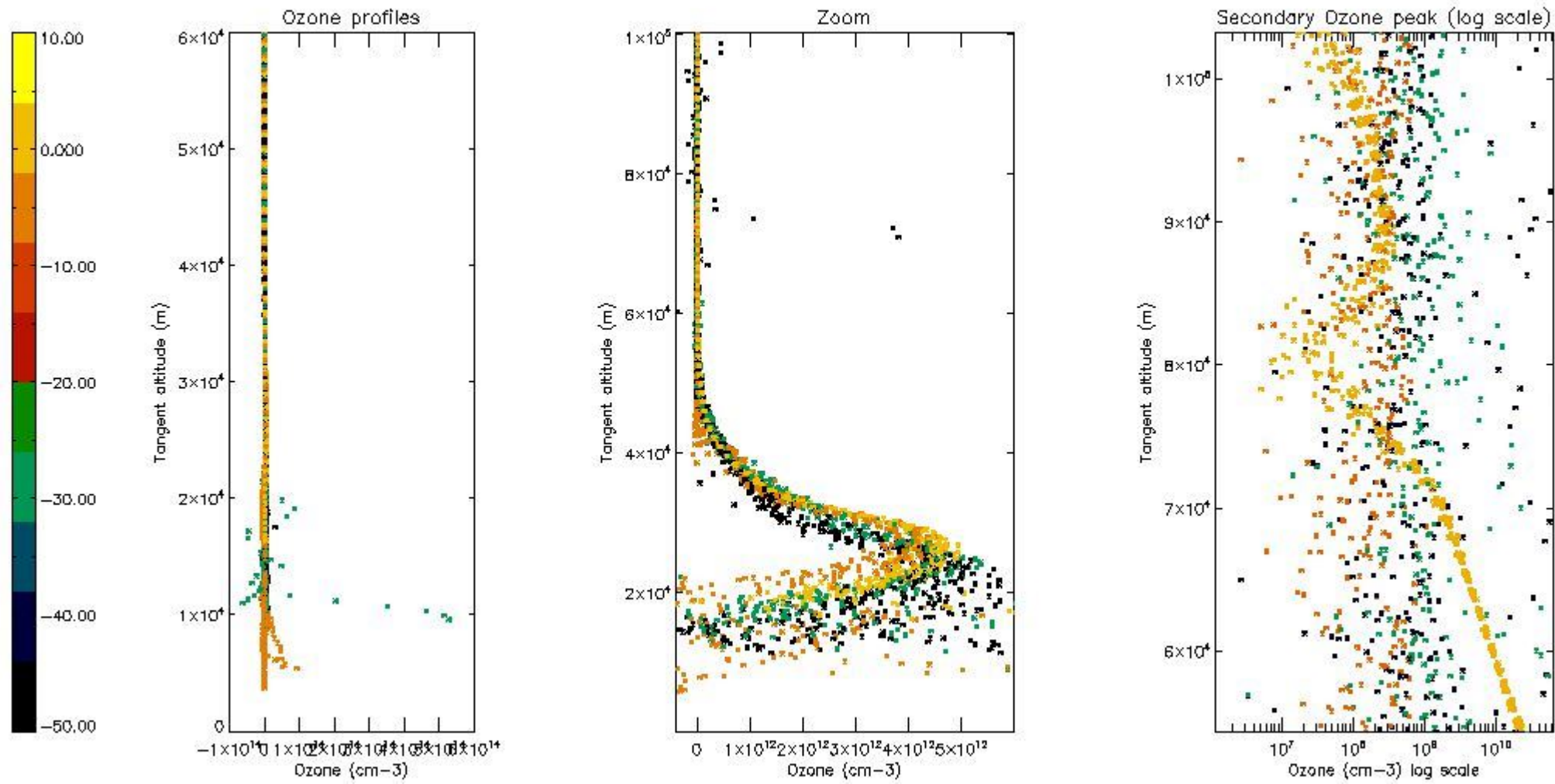
Criteria	% of total production
All STD	21
STD < 20	7



STD < 10	4
STD < 5	3

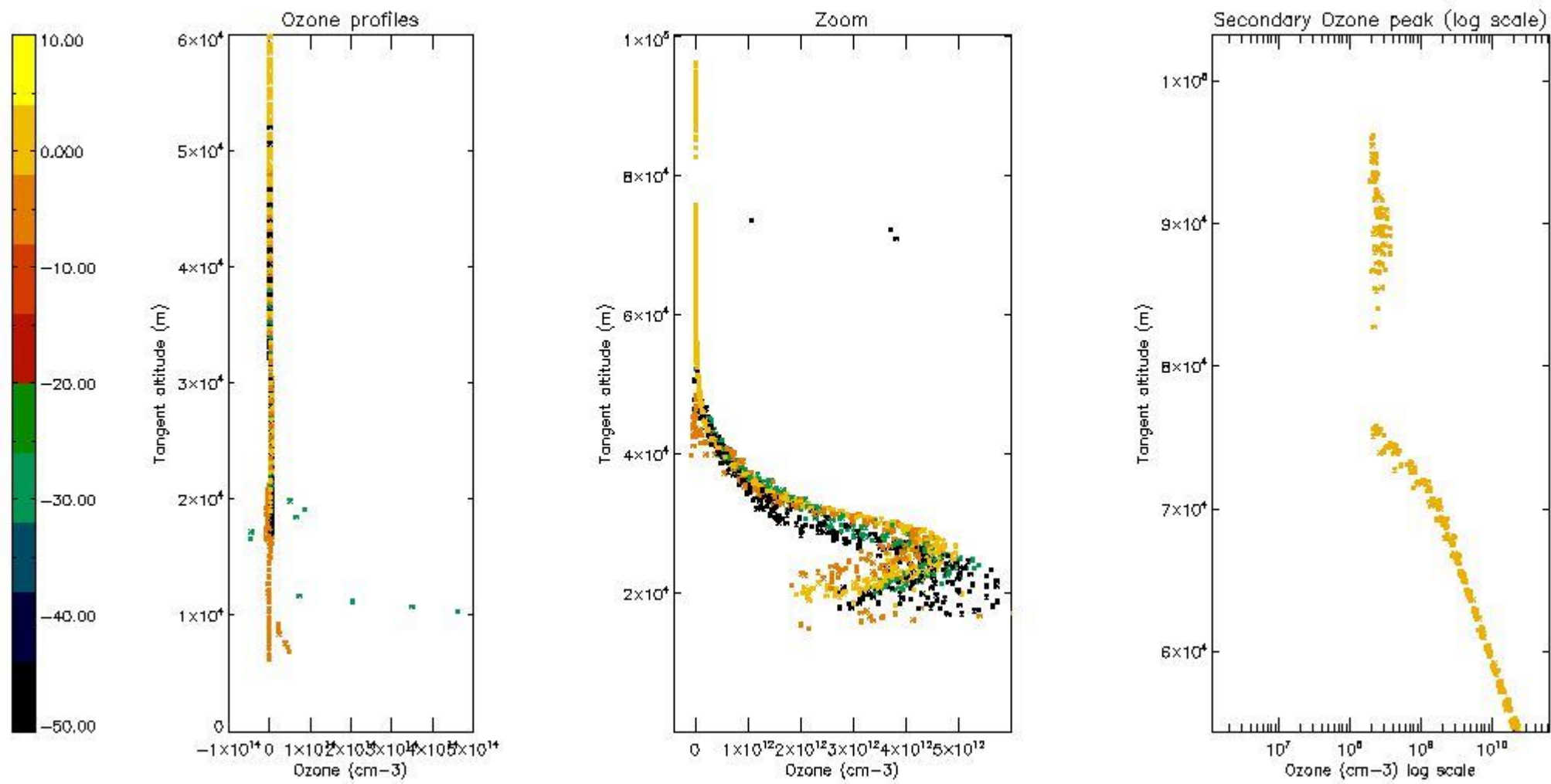
5.2 Plot ozone profiles for all STD (dark without errors)

The colorbar represents the latitude.



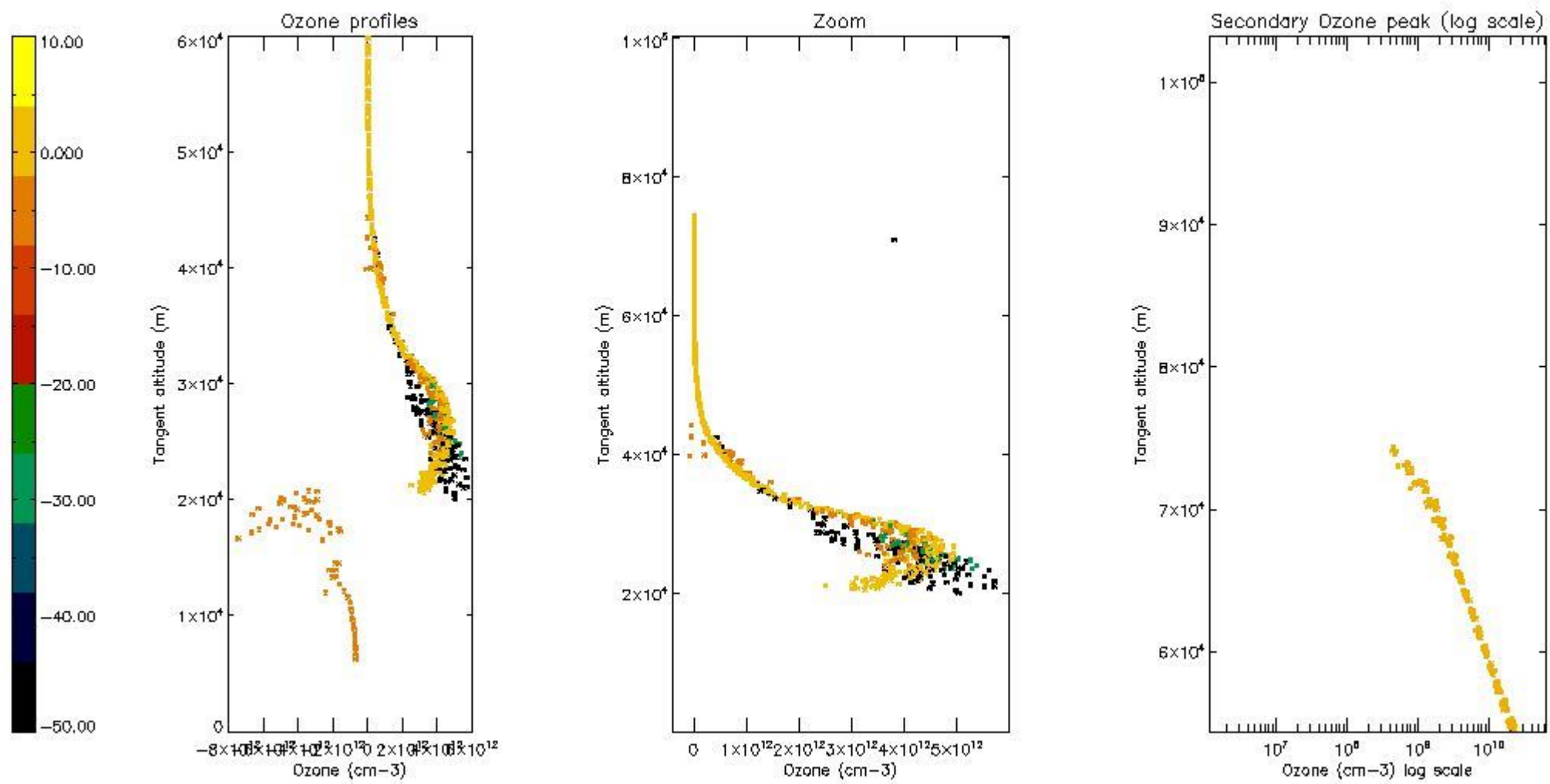
5.3 Plot ozone profiles where STD < 20% (dark without errors)

The colorbar represents the latitude.



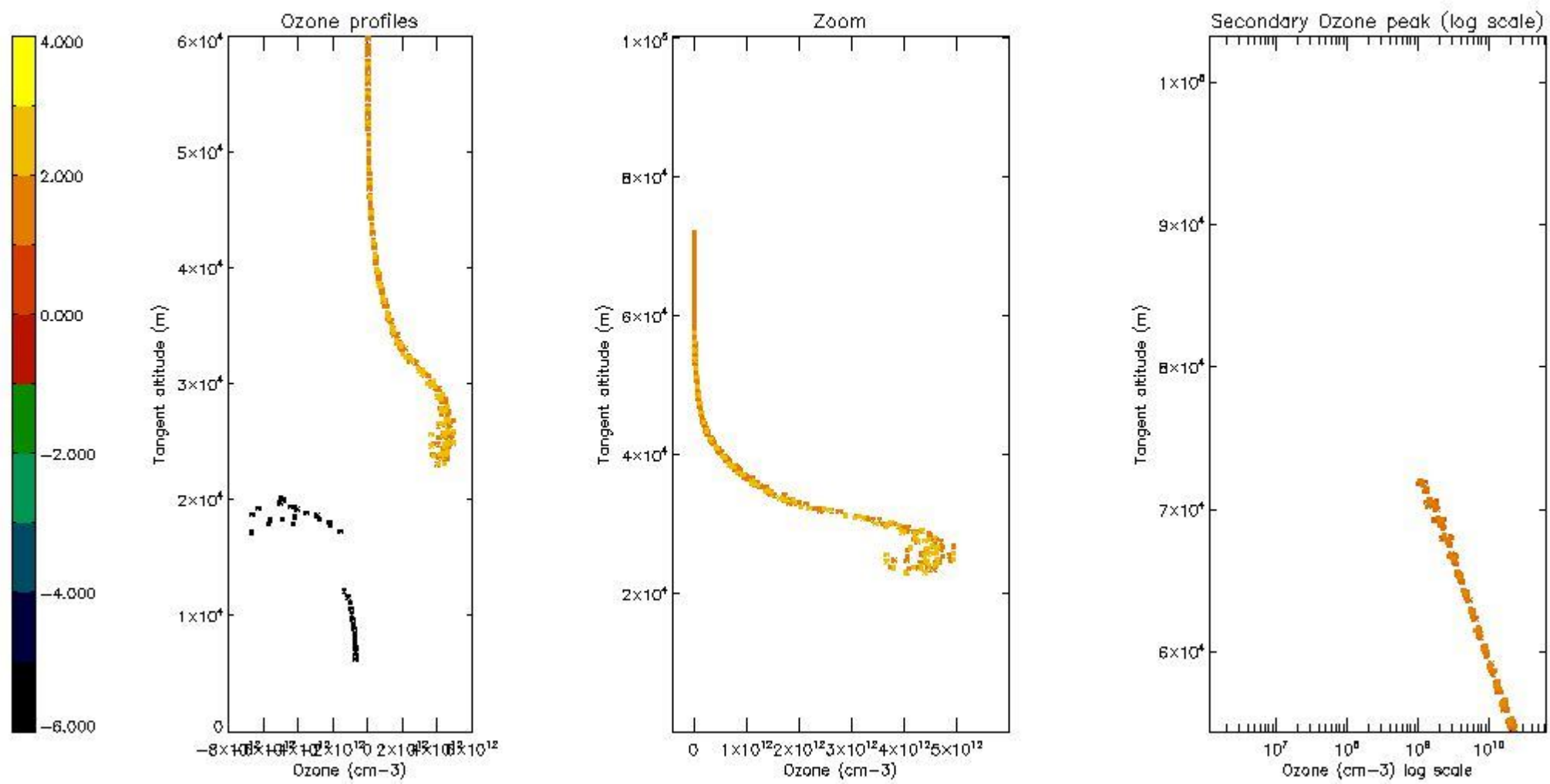
*5.4 Plot ozone profiles where  $STD < 10\%$  (dark without errors)*

The colorbar represents the latitude.



*5.5 Plot ozone profiles where  $STD < 5\%$  (dark without errors)*

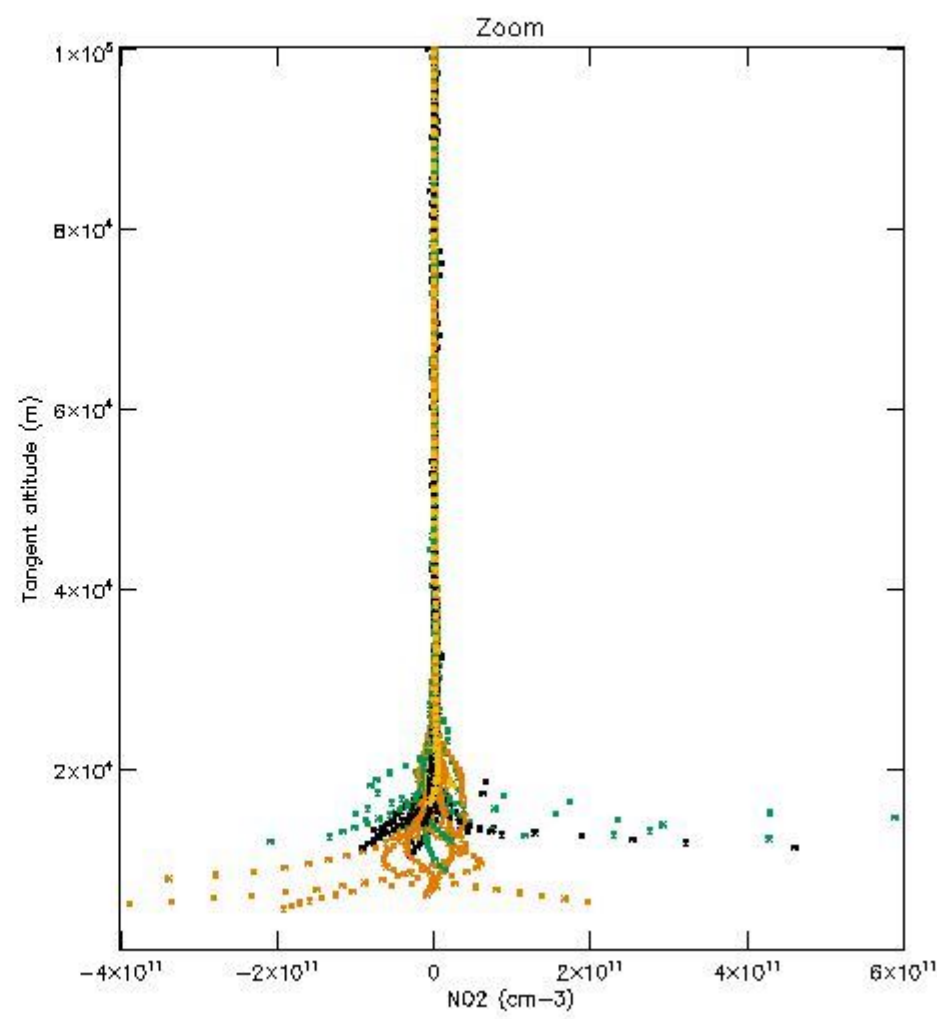
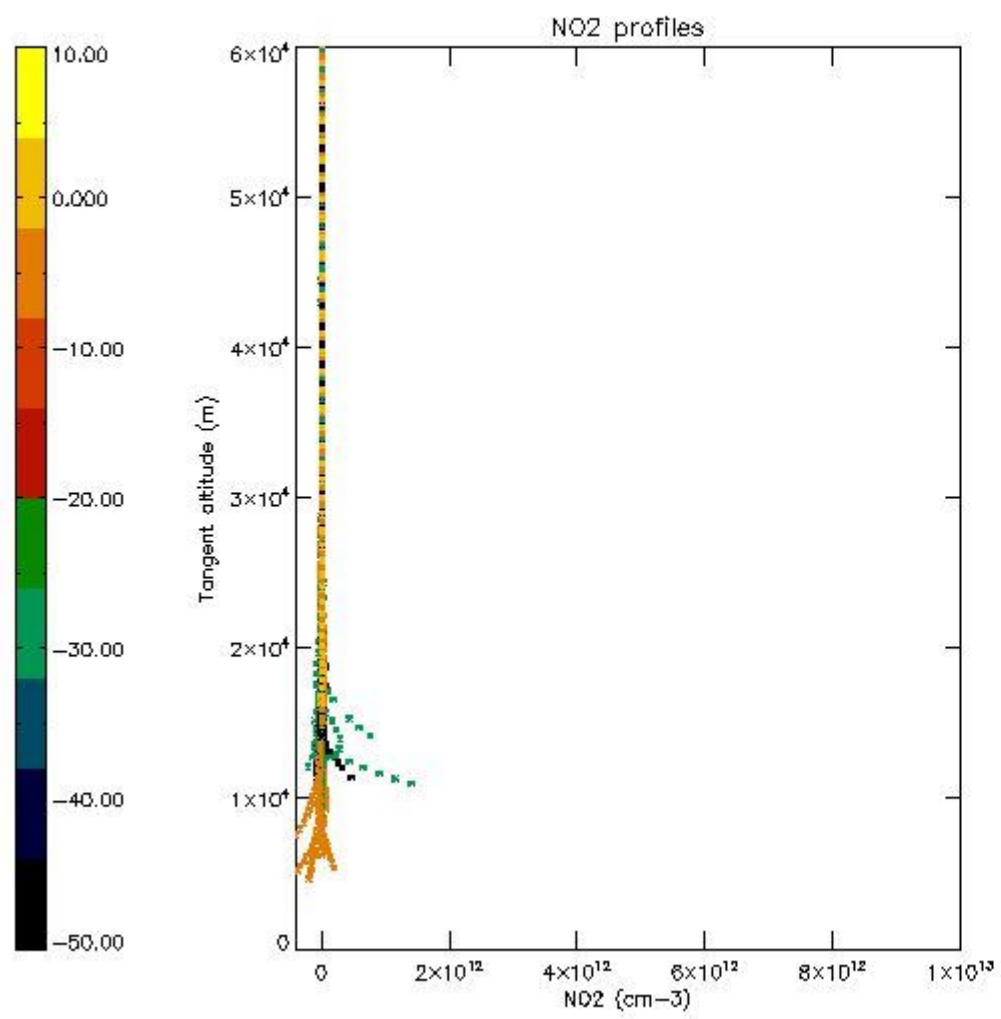
The colorbar represents the latitude.



*5.6 Plot NO<sub>2</sub> profiles for all STD (dark without errors)*

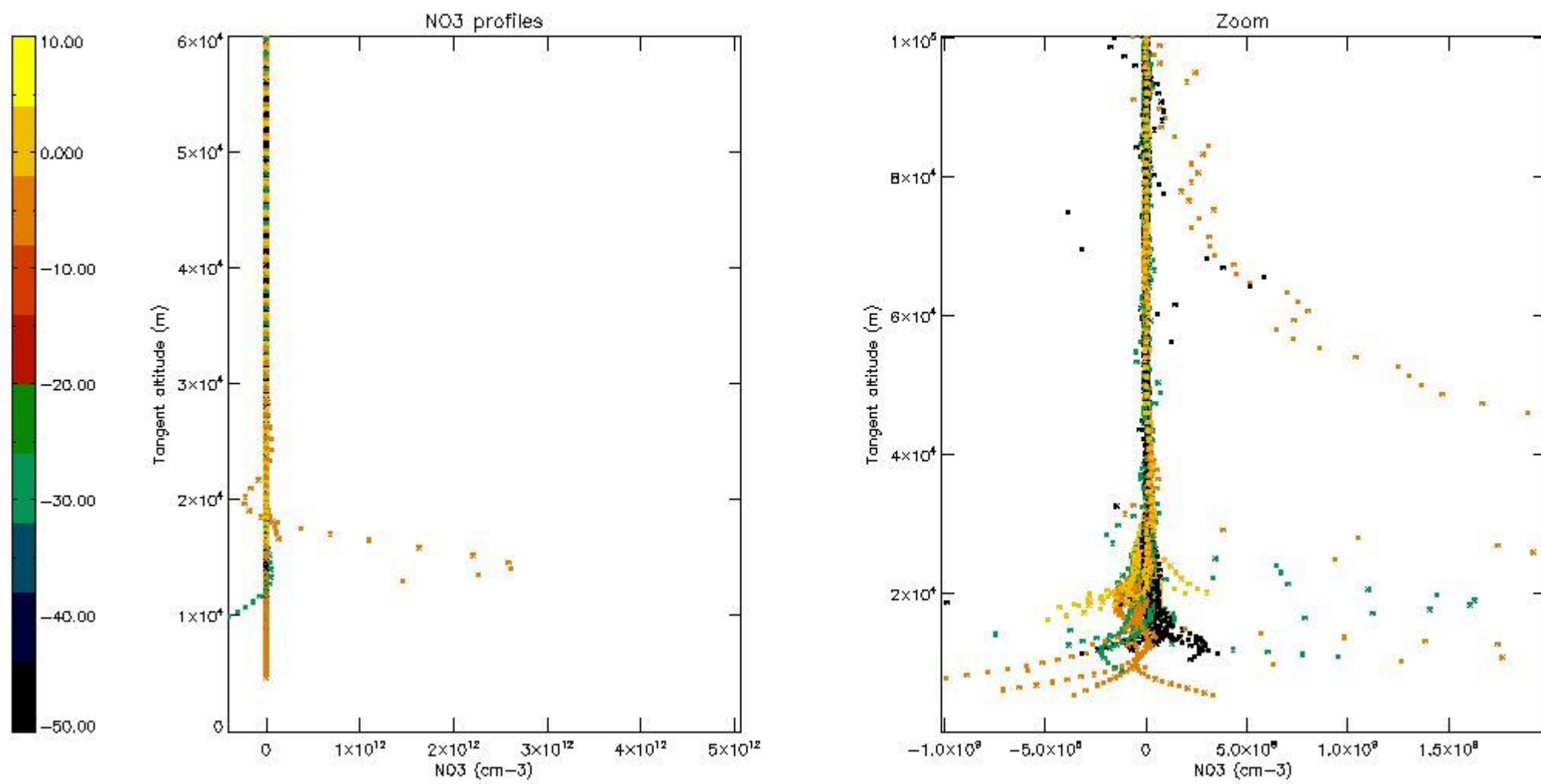
The colorbar represents the latitude.





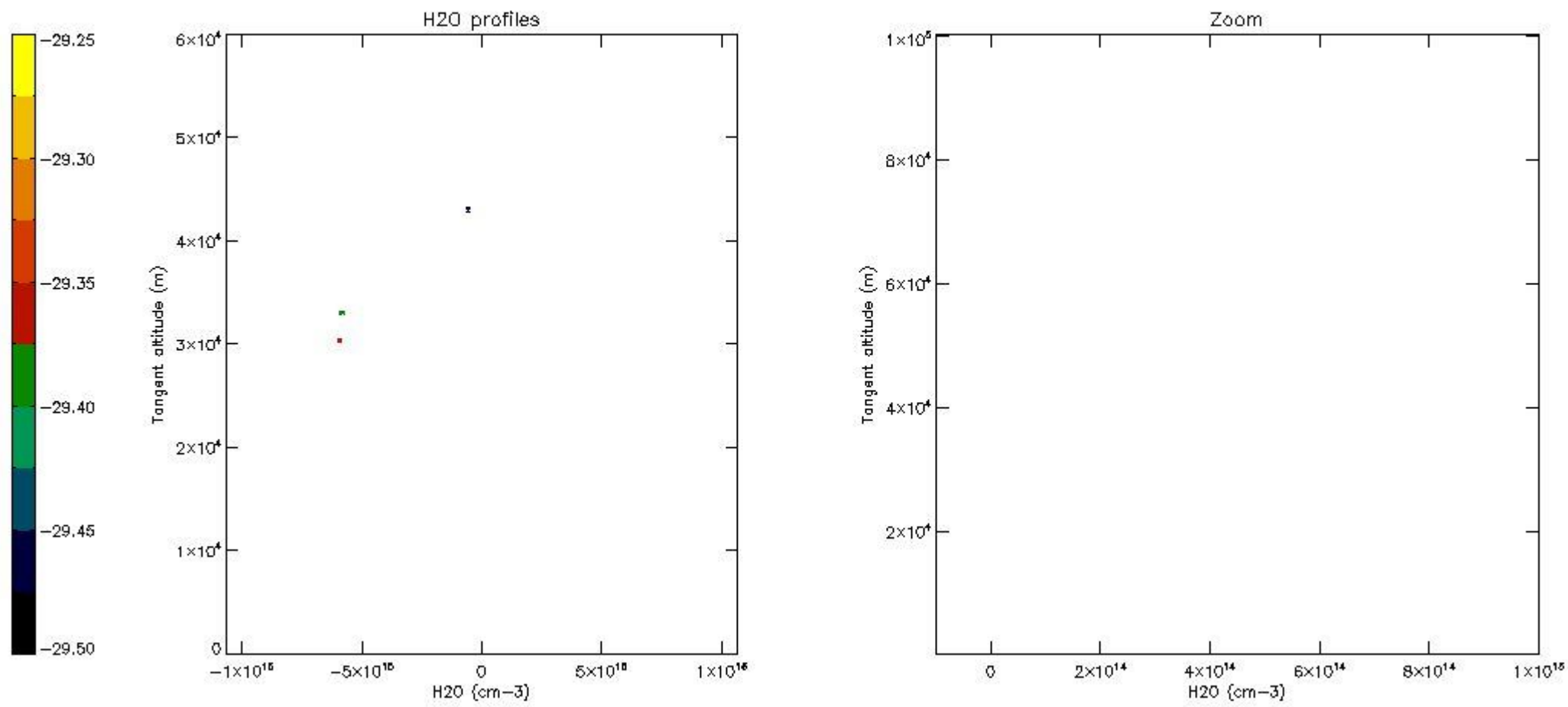
*5.7 Plot NO3 profiles for all STD (dark without errors)*

The colorbar represents the latitude.



*5.8 Plot H2O profiles for all STD (only for occultations of stars 1,2,3,4,13,14,16,26,63 dark without errors)*

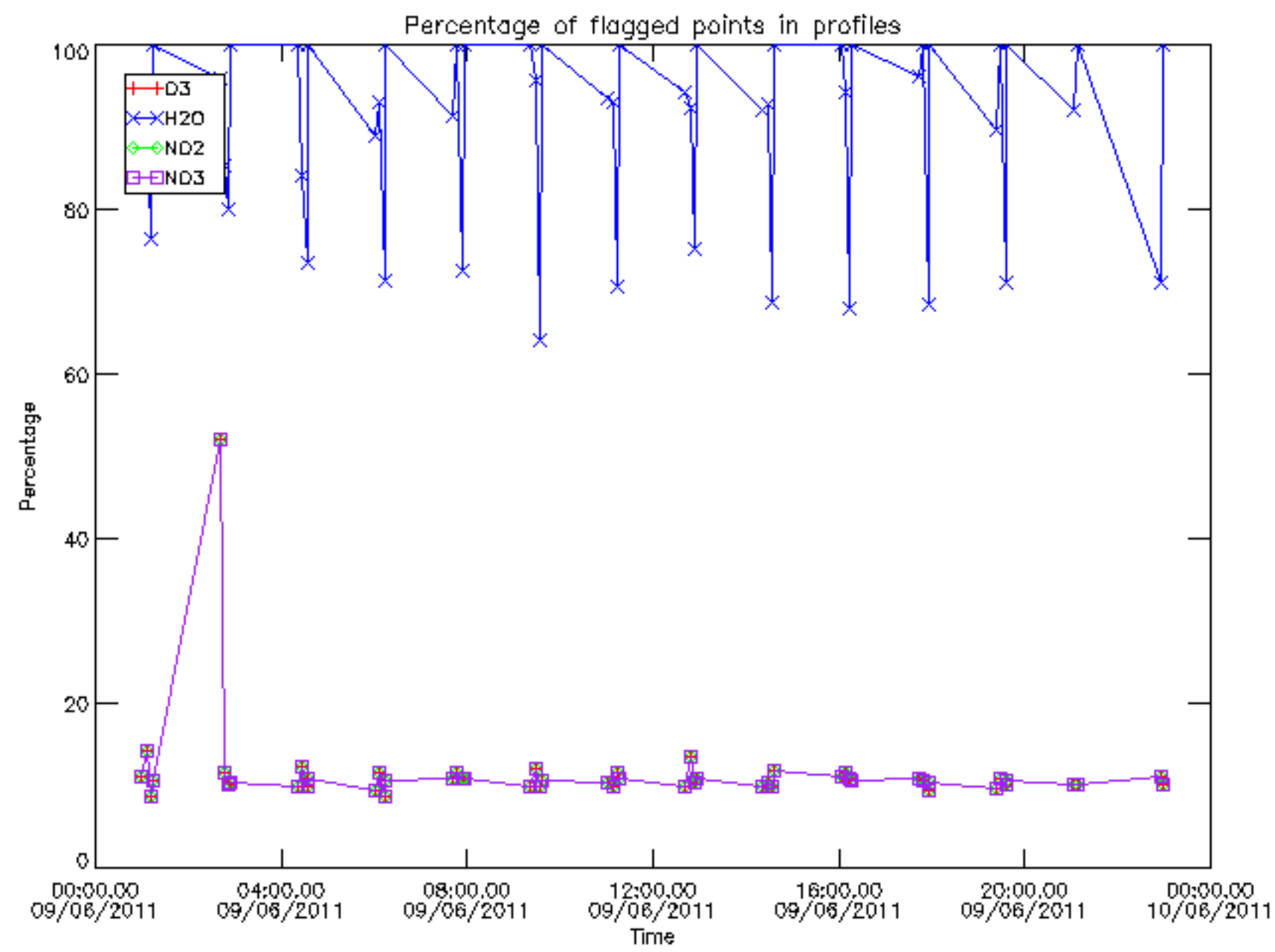
The colorbar represents the latitude.



## 6. Auxiliary Data Files used for the production reported in section 2

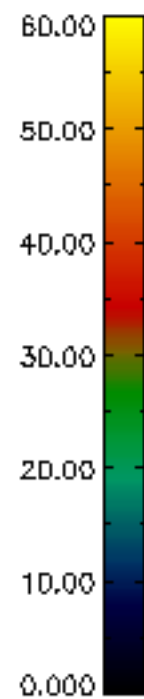
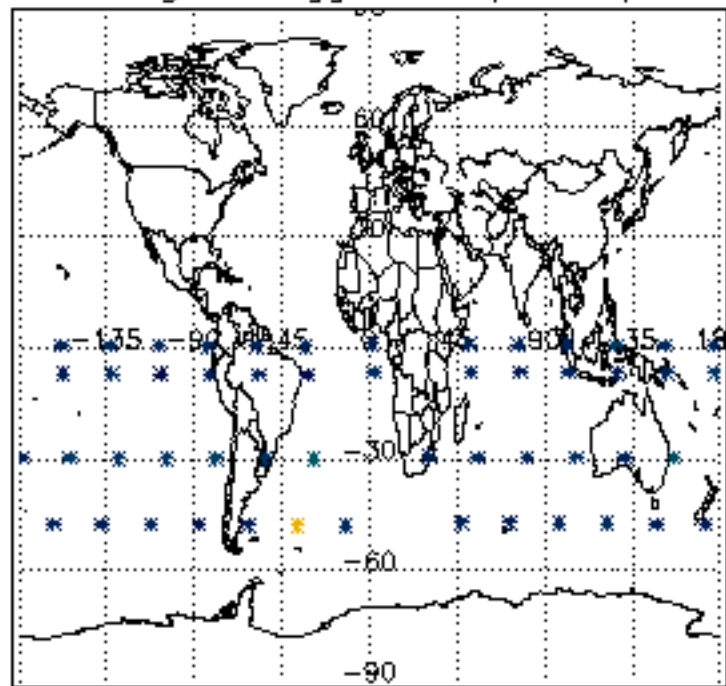
The number reported in the third column indicates since which file (see list in section 2) the corresponding auxiliary file has been used. The fourth column is the date of those product files.

Type	Auxiliary Filename	Used since product	Used since product date
INST_PHYS_CHARACTERISTICS	GOM_INS_AXVIEC20091111_143220_20030716_120000_20500101_000000	1	09-JUN-2011 00:02:52
LEVEL-2_PROC_CONFIG	GOM_PR2_AXVIEC20091111_152718_20020301_000000_20500101_000000	1	09-JUN-2011 00:02:52
CROSS_SECTIONS_FILE	GOM_CR2_AXVIEC20091111_154832_20020301_000000_20500101_000000	1	09-JUN-2011 00:02:52

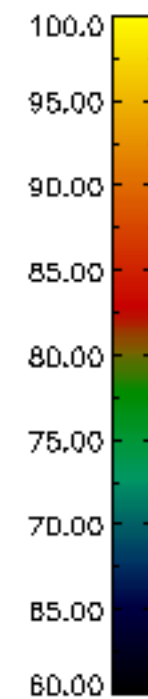
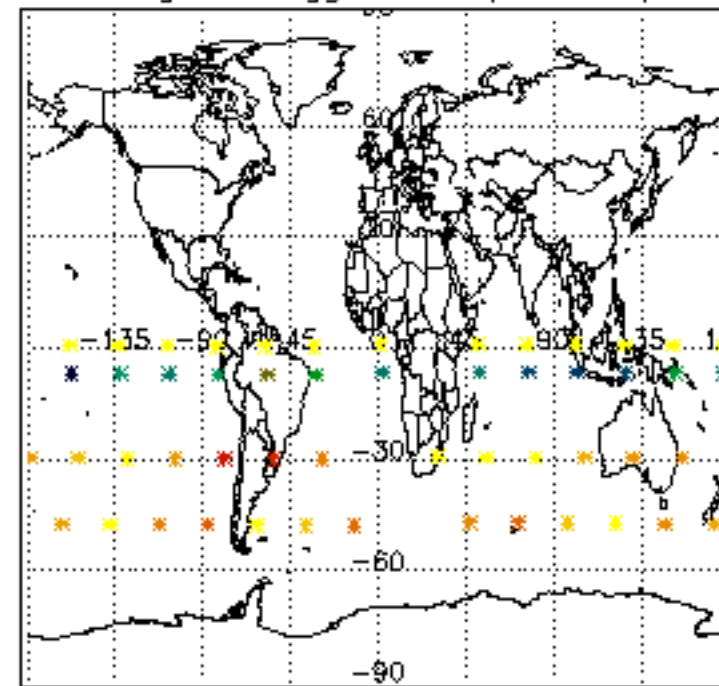




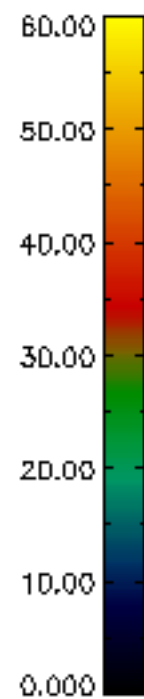
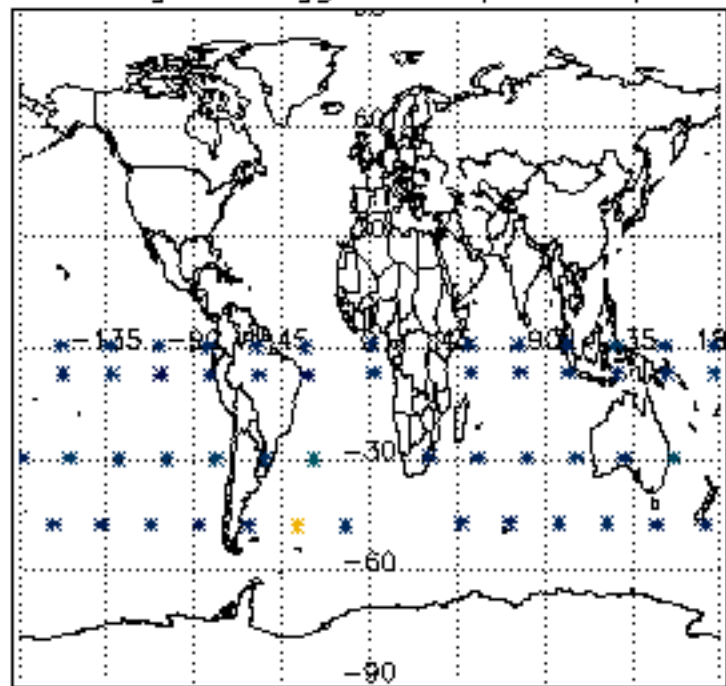
Percentage of flagged data per D3 profile



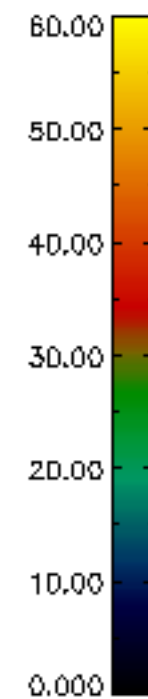
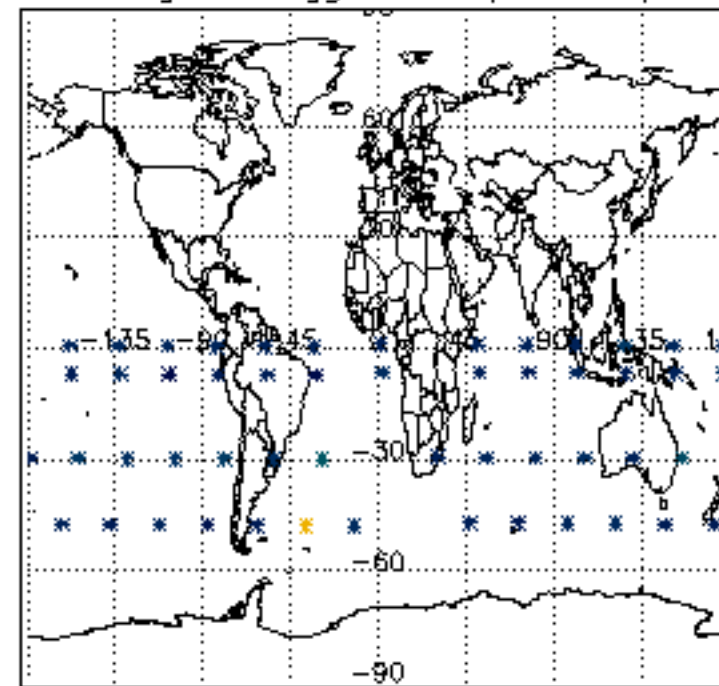
Percentage of flagged data per H2O profile

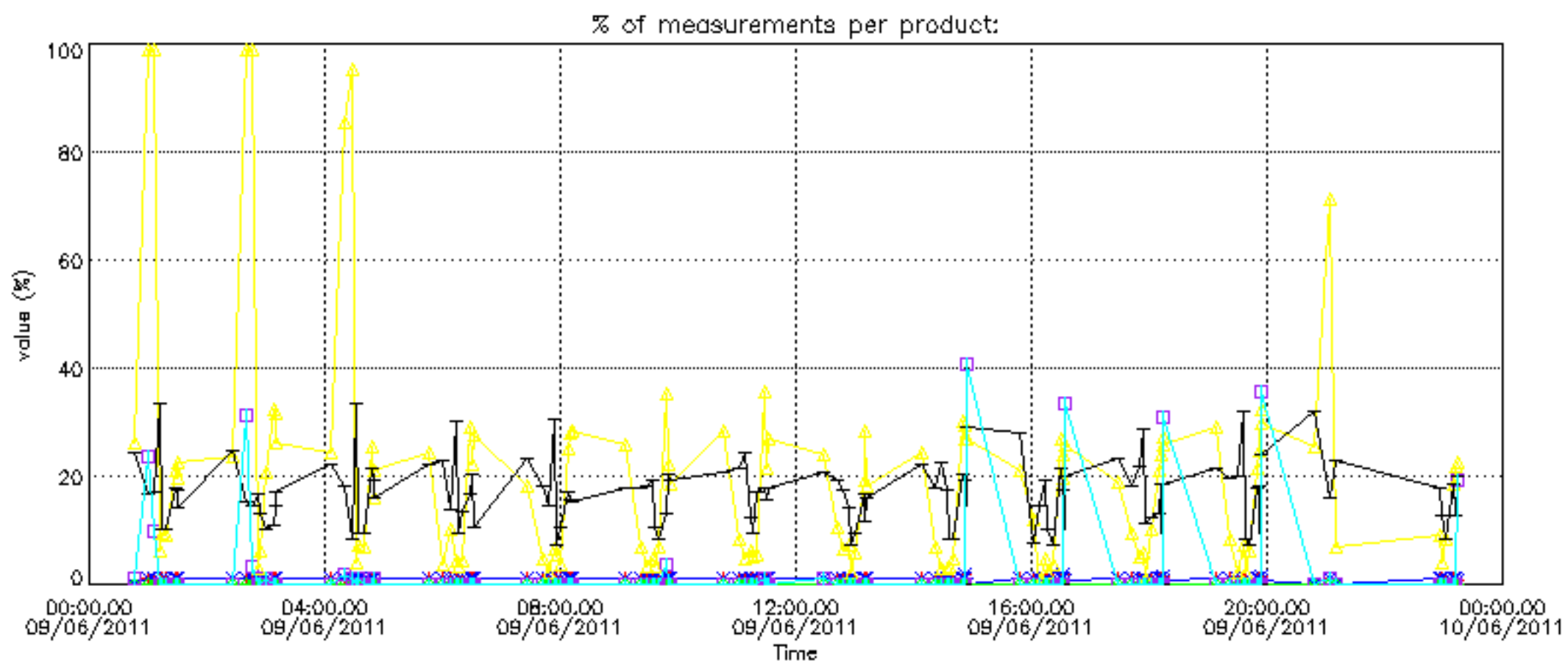


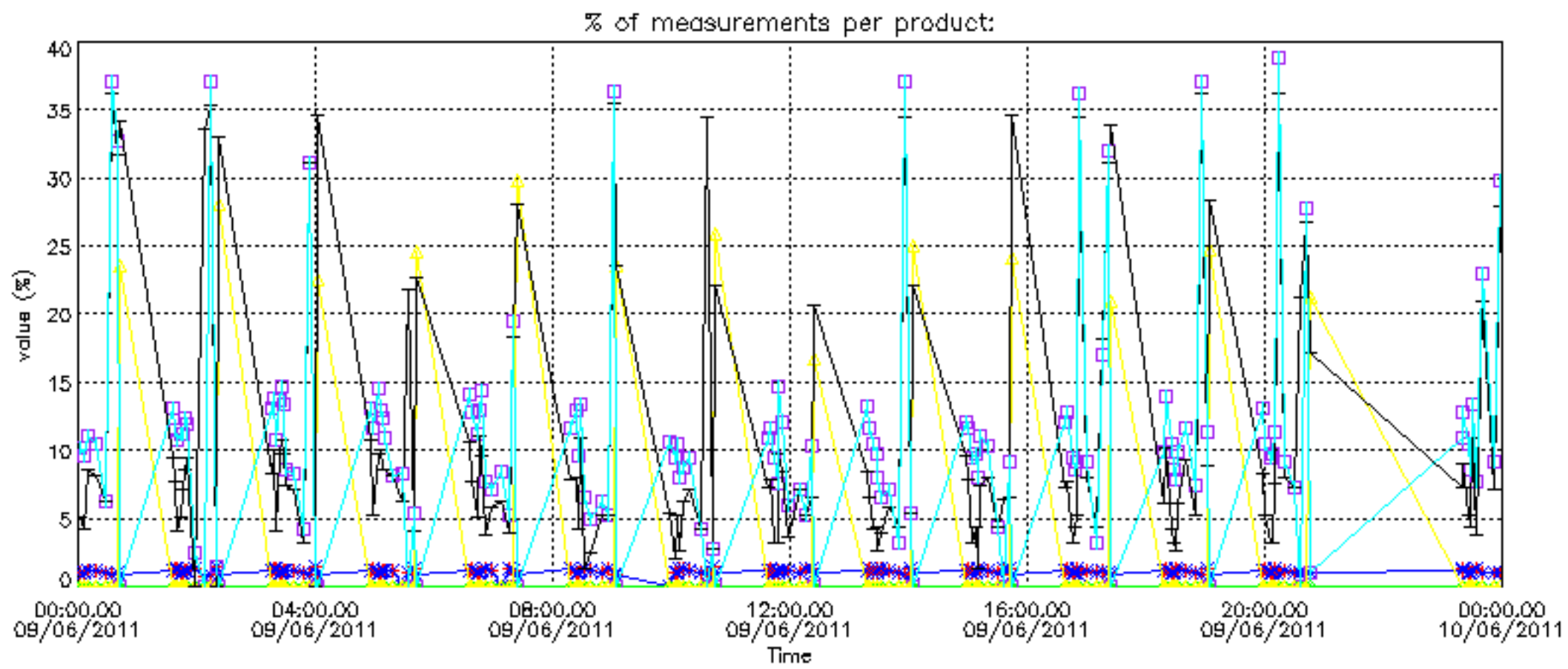
Percentage of flagged data per NO2 profile



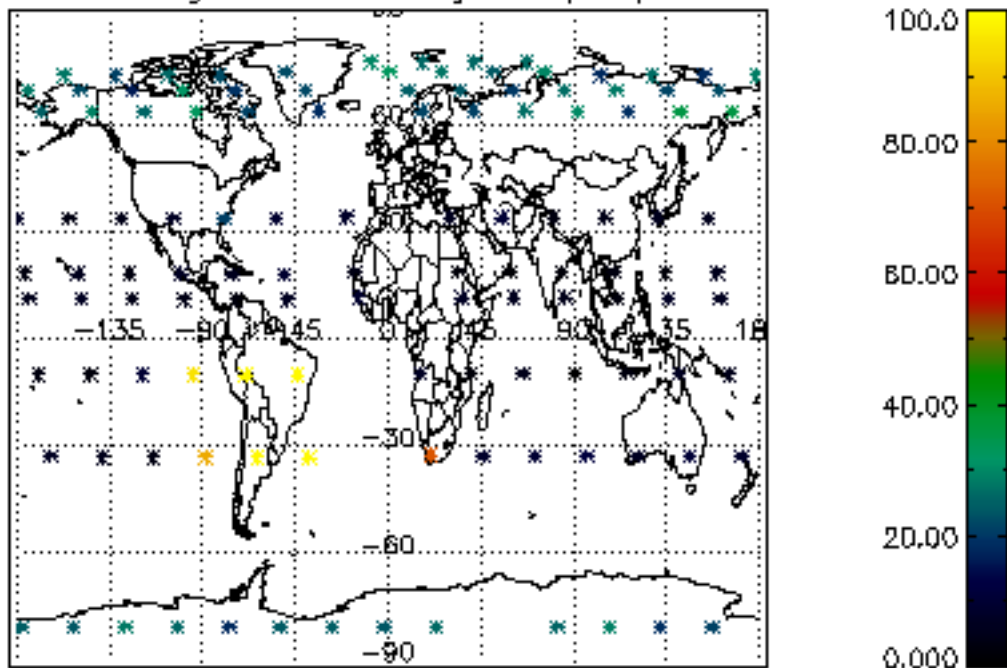
Percentage of flagged data per NO3 profile



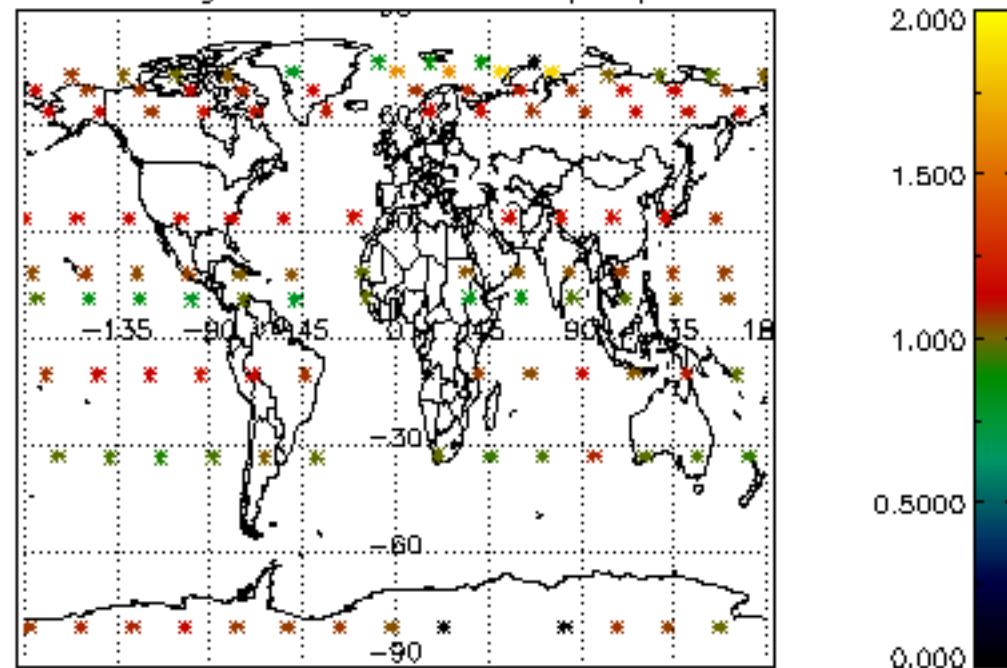




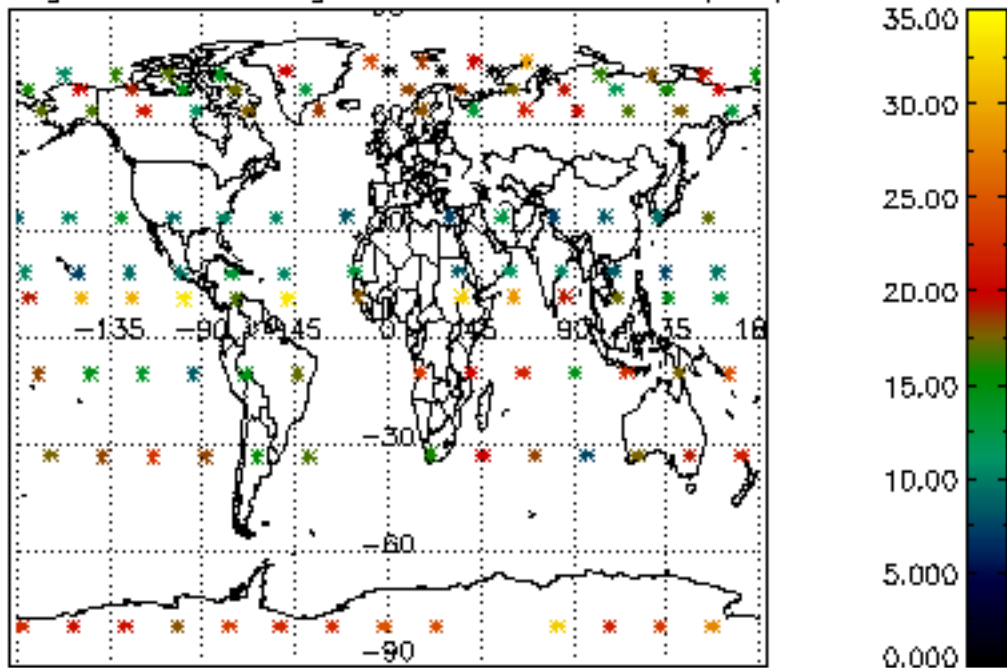
Percentage of cosmic ray hits per profile



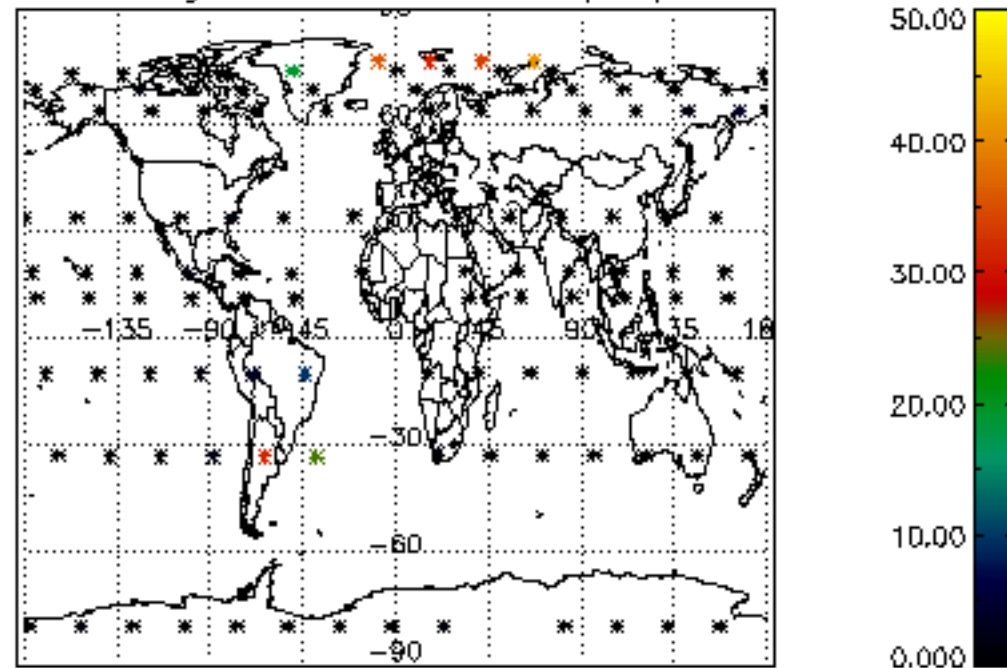
Percentage of datation errors per profile



Percentage of star falling outside central band per profile

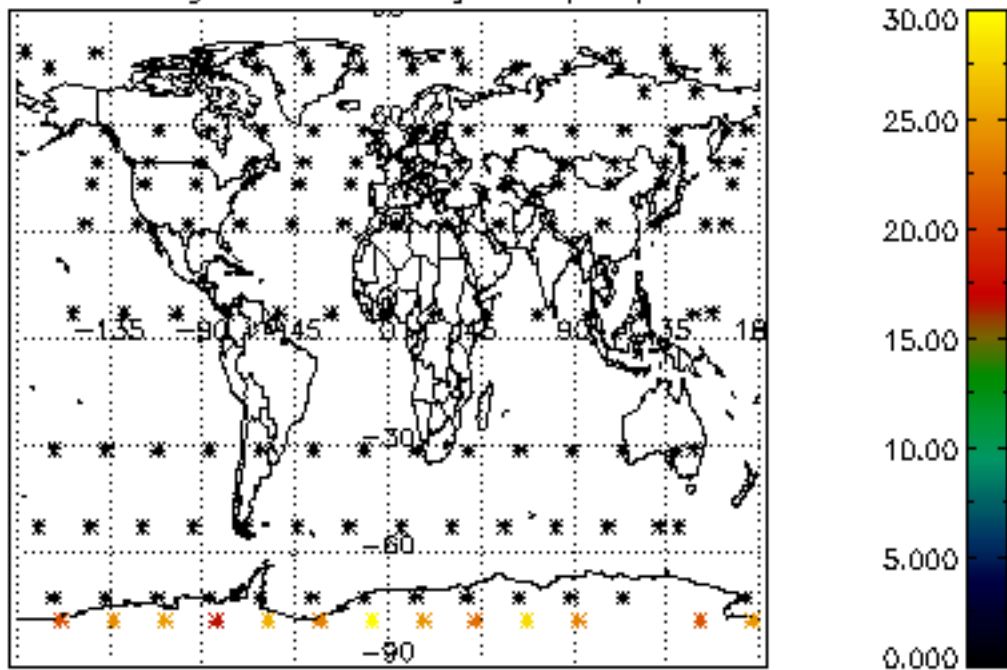


Percentage of saturation errors per profile

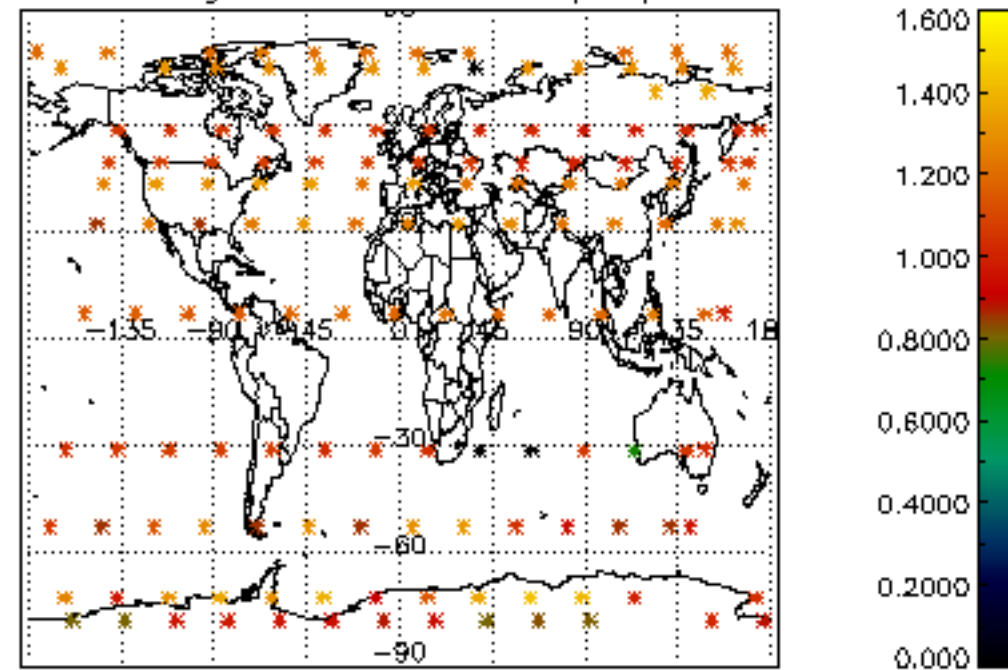




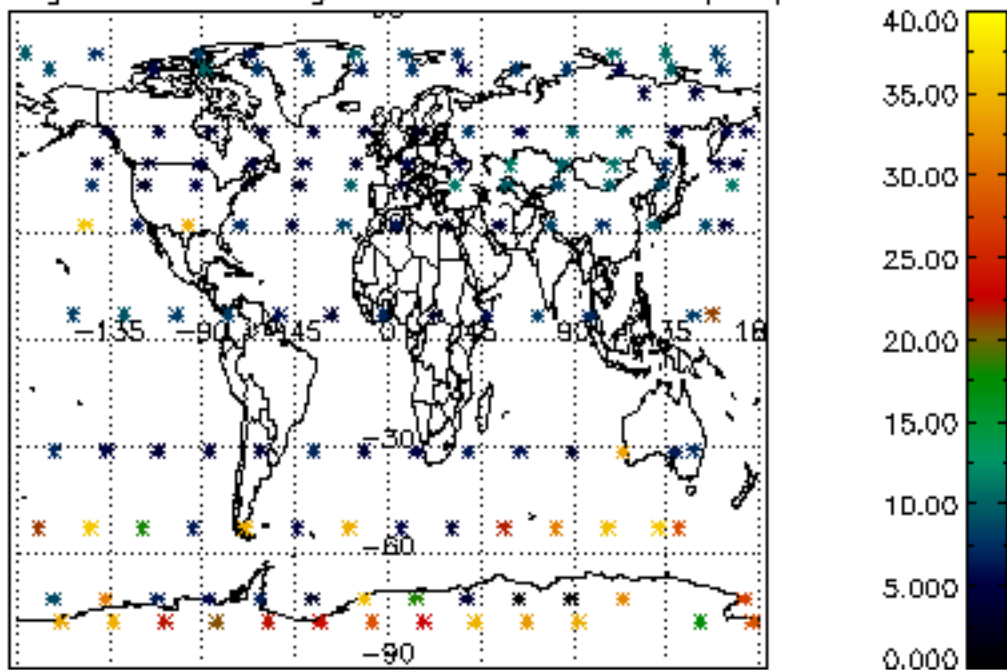
Percentage of cosmic ray hits per profile



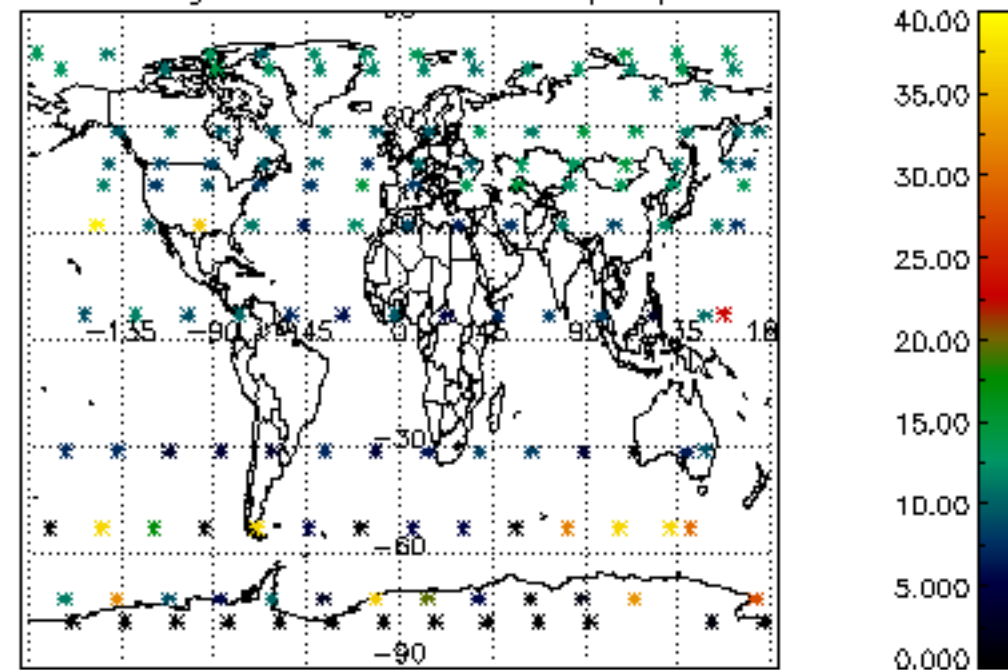
Percentage of datation errors per profile

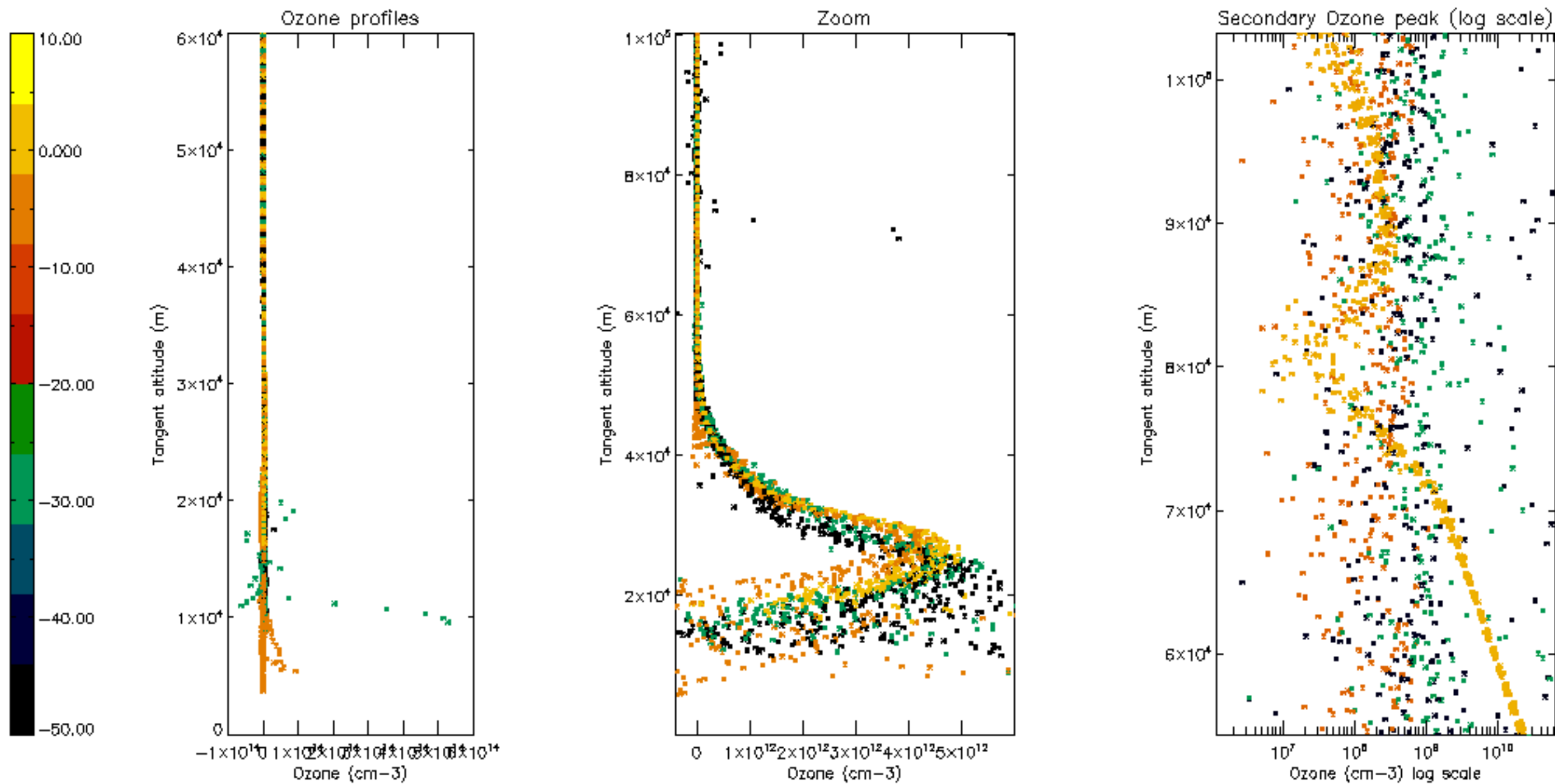


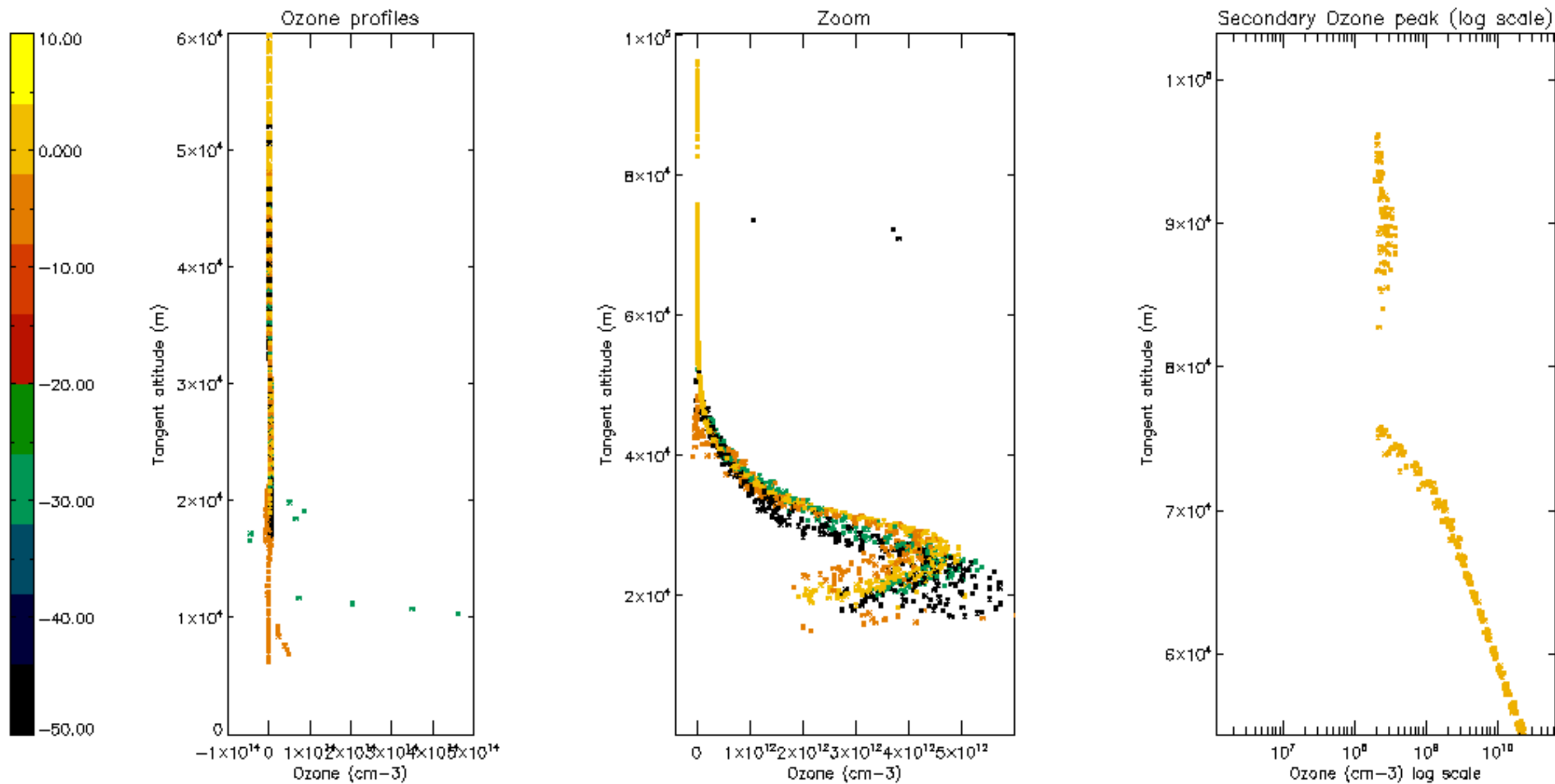
Percentage of star falling outside central band per profile



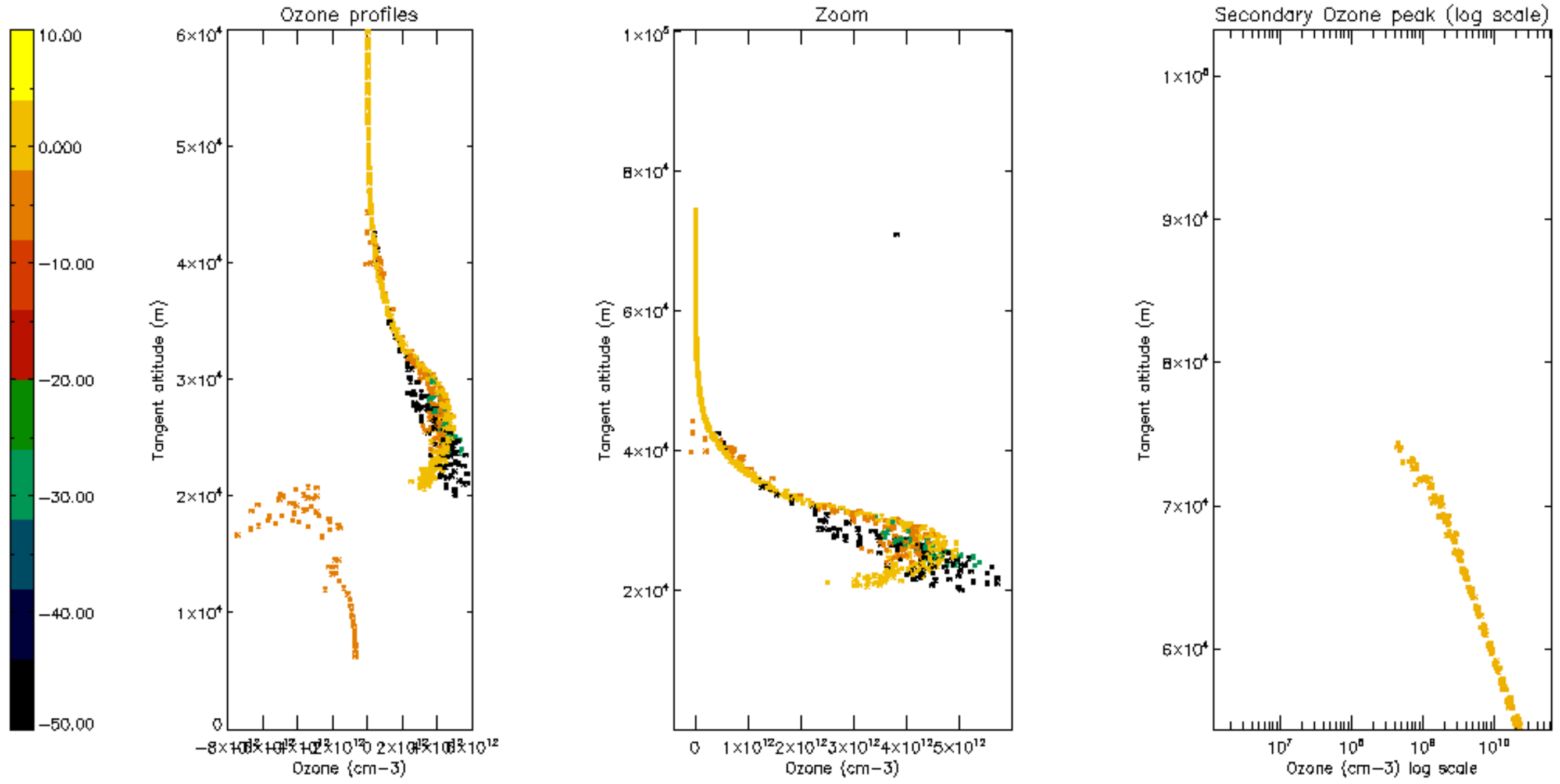
Percentage of saturation errors per profile

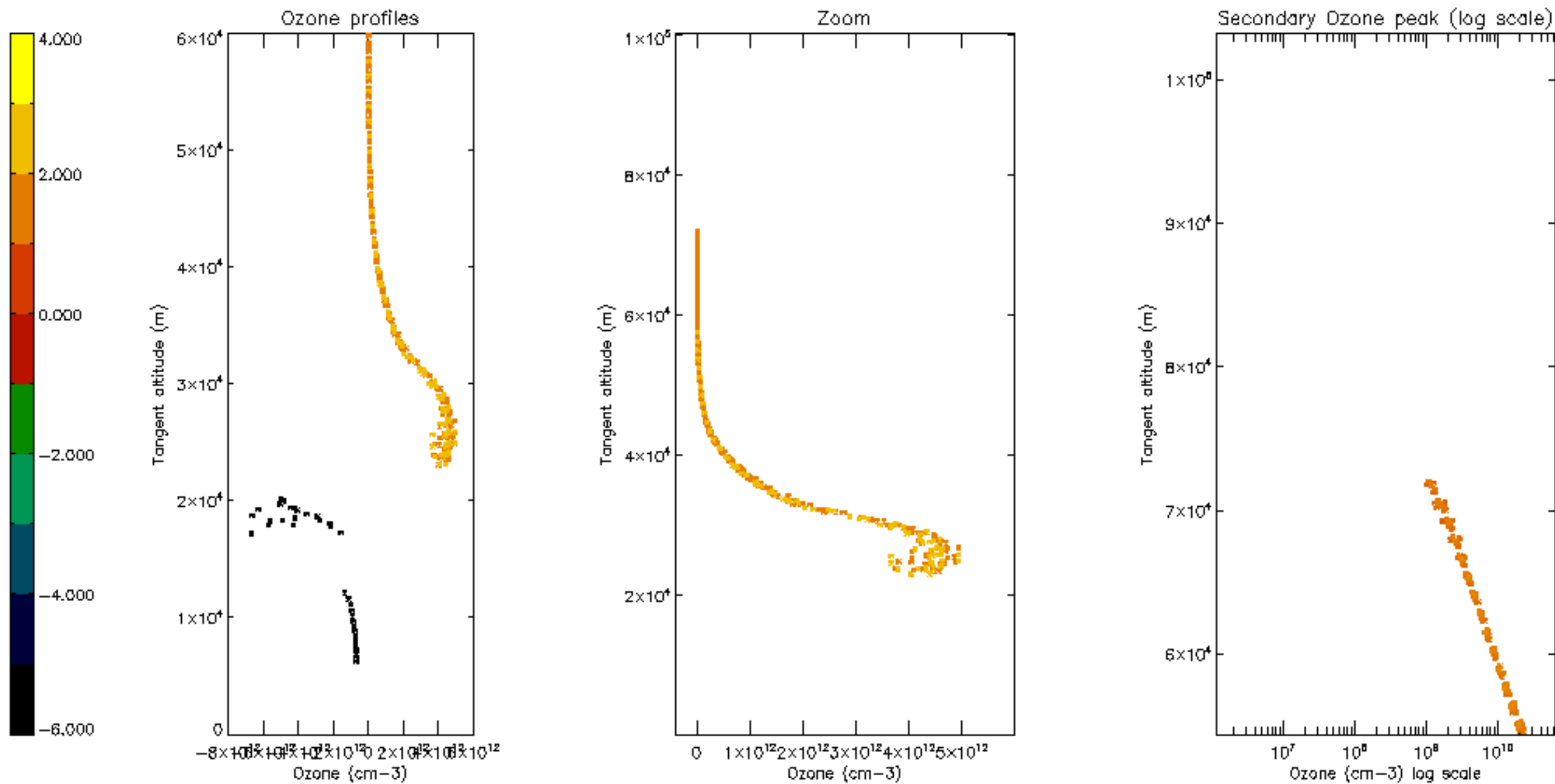


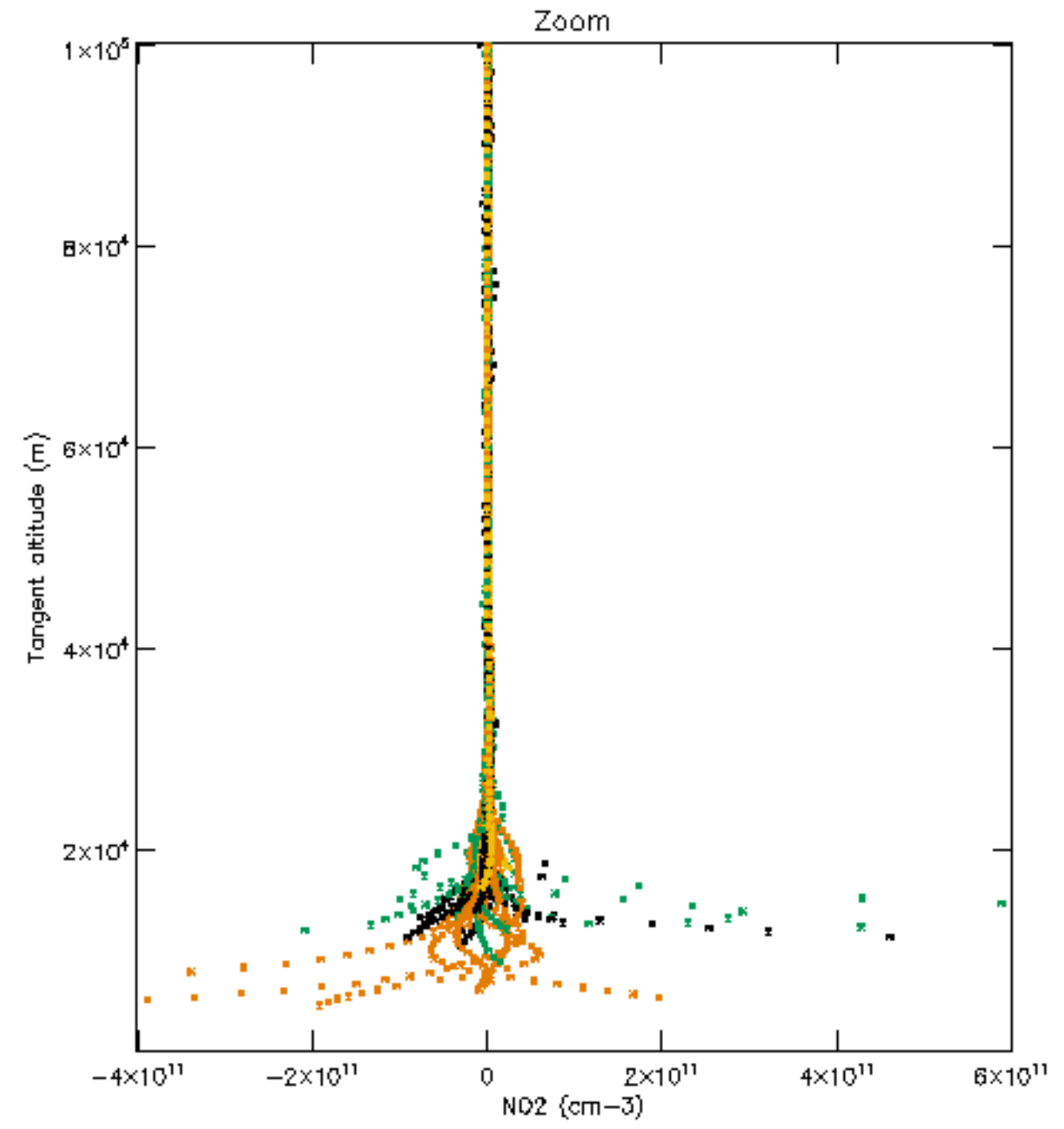
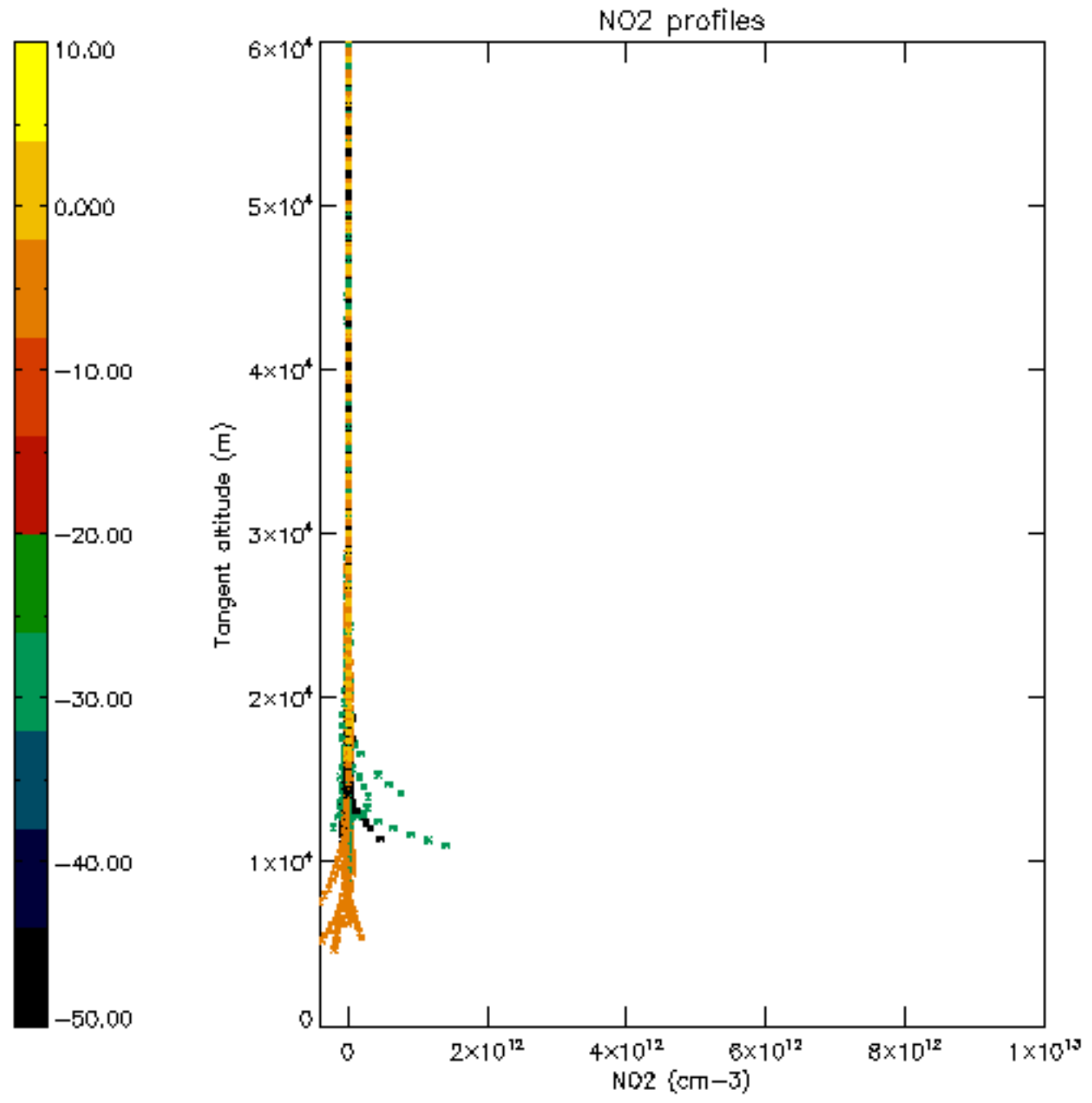




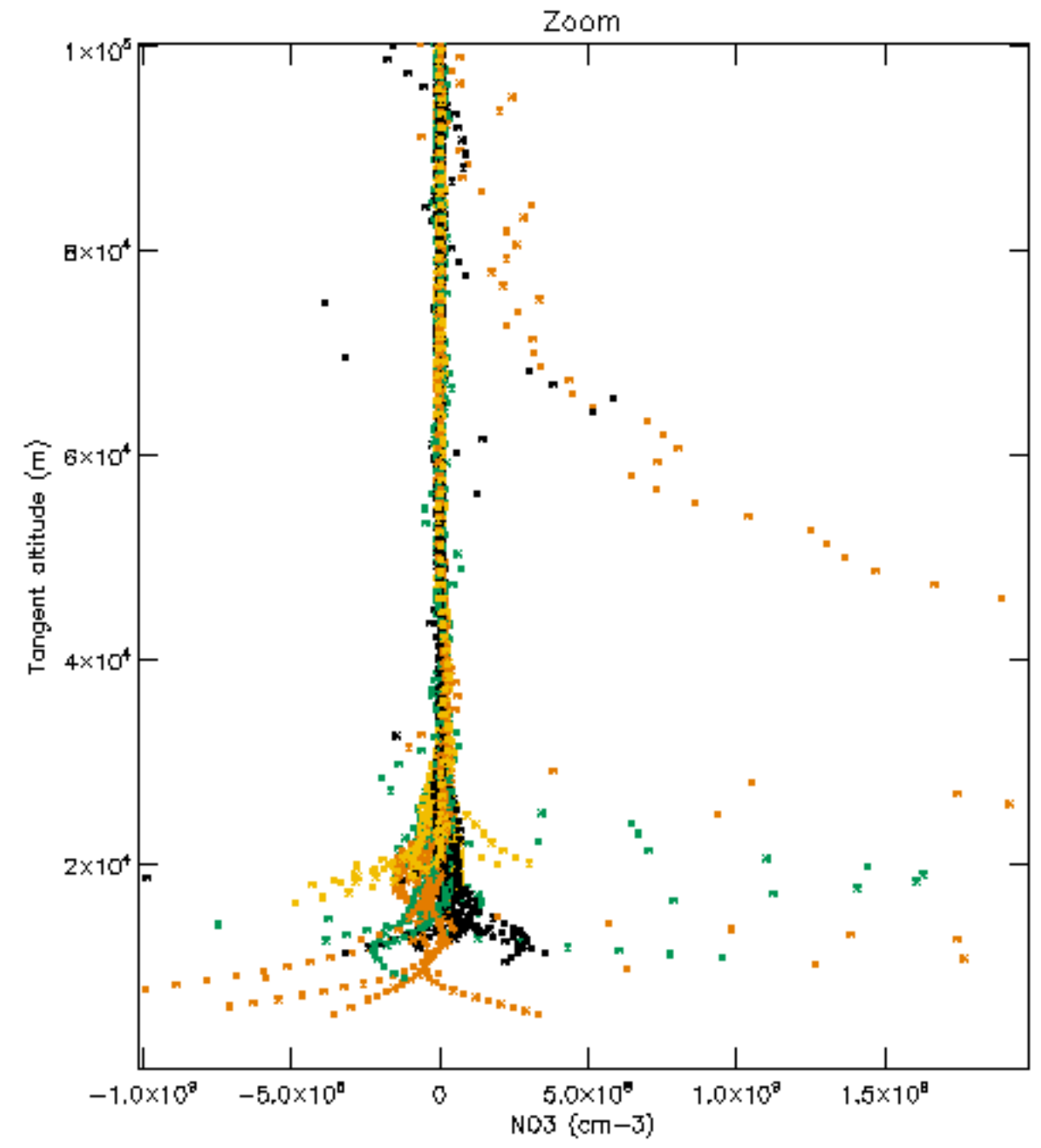
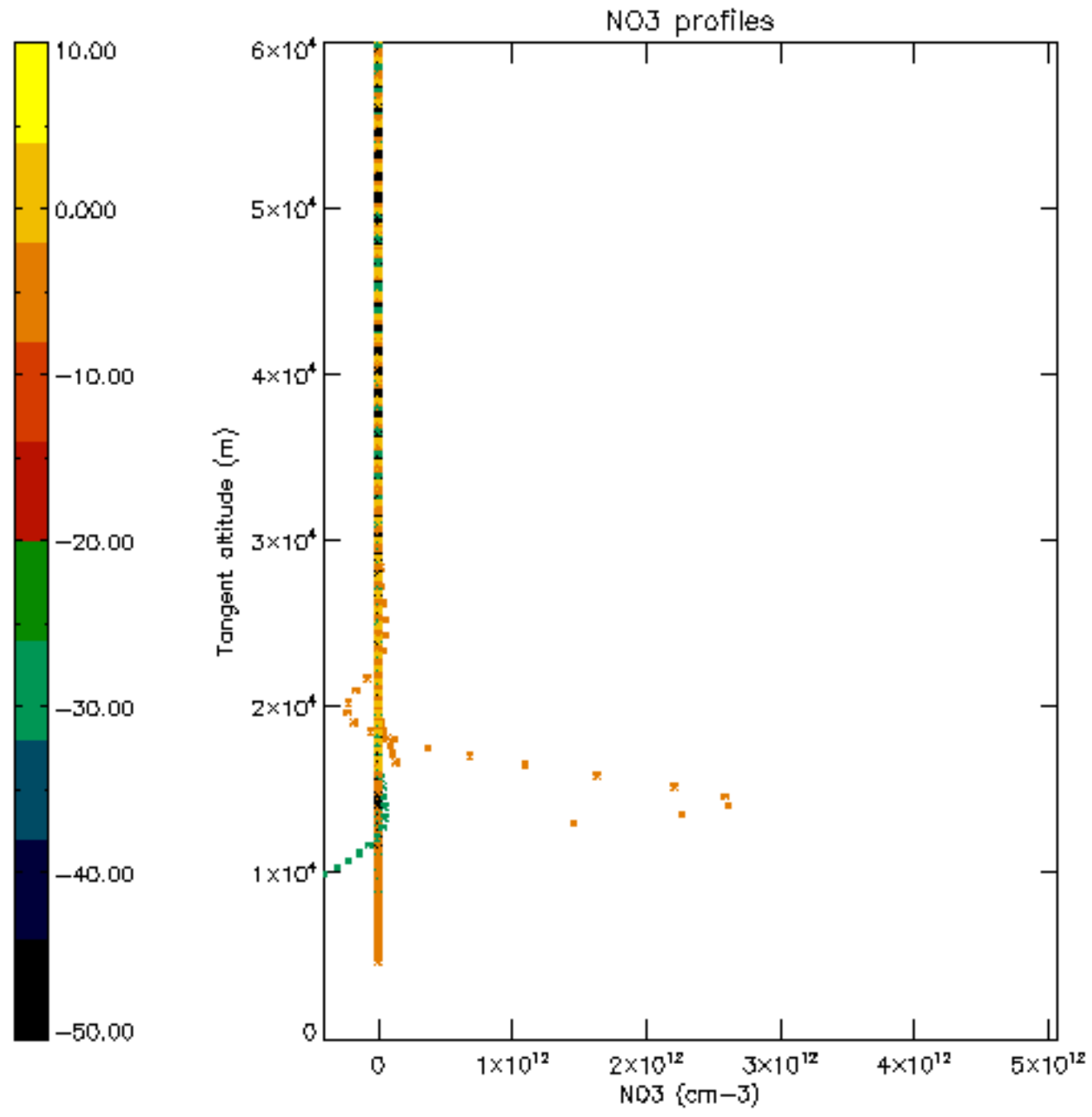


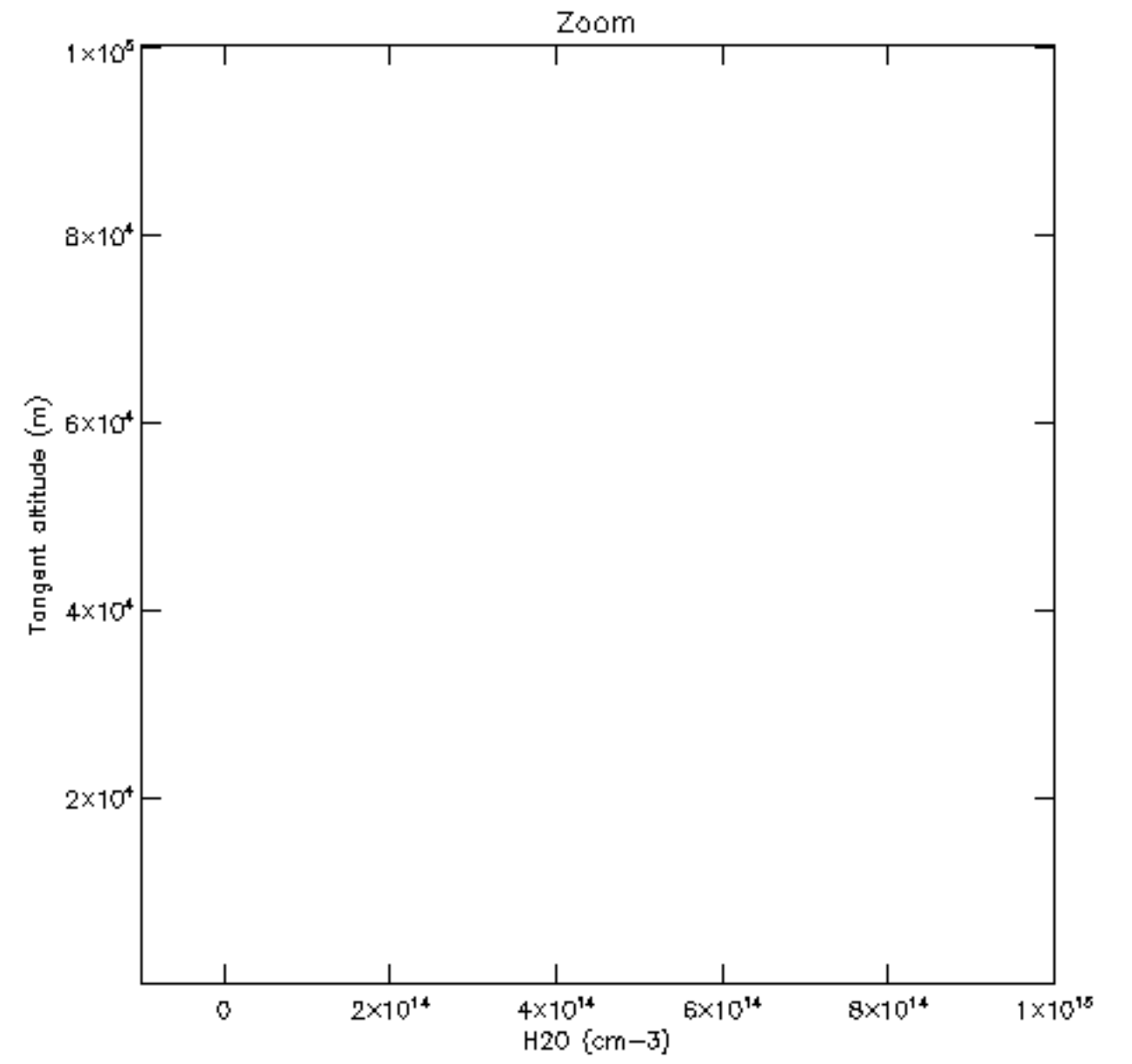
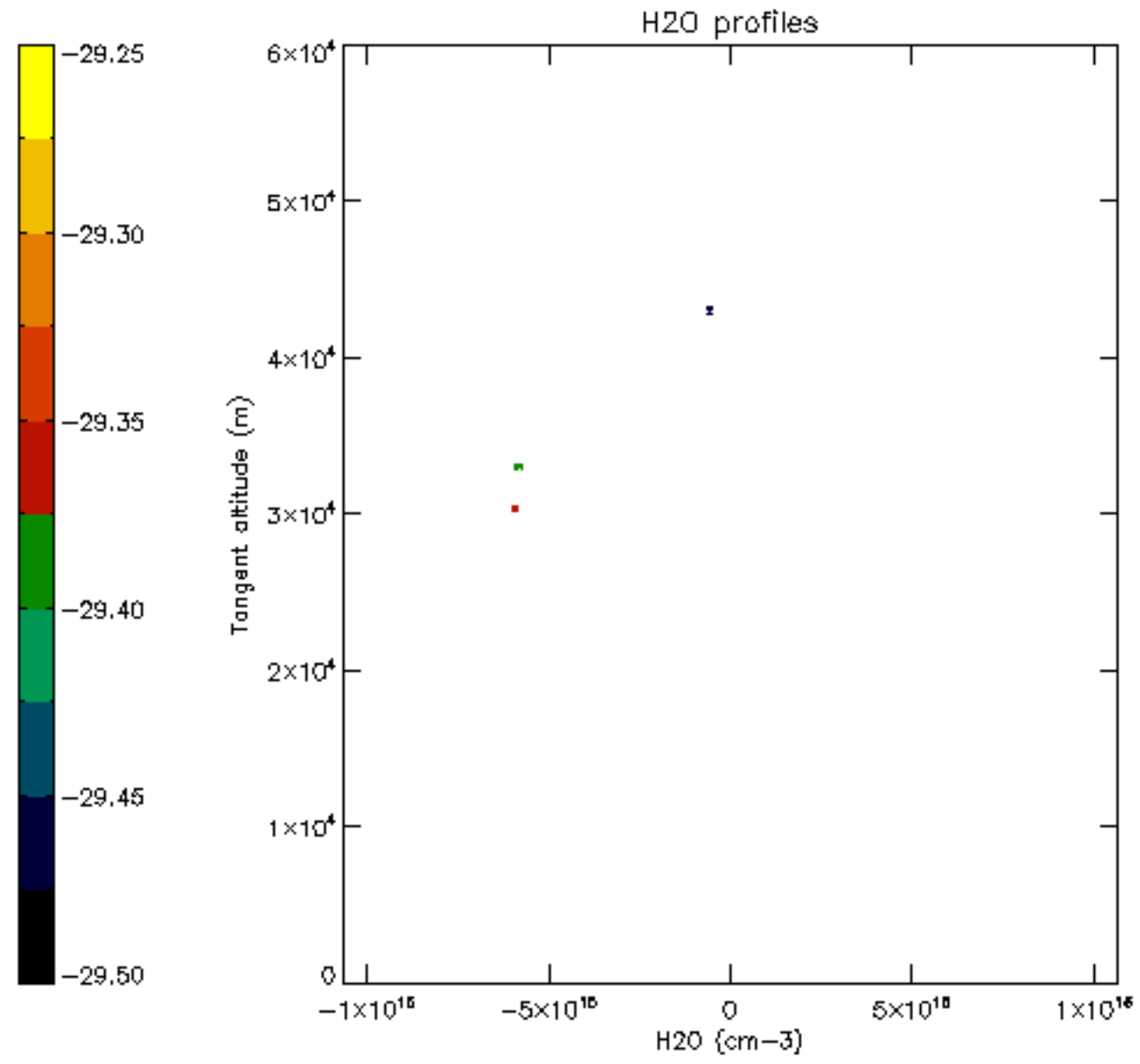


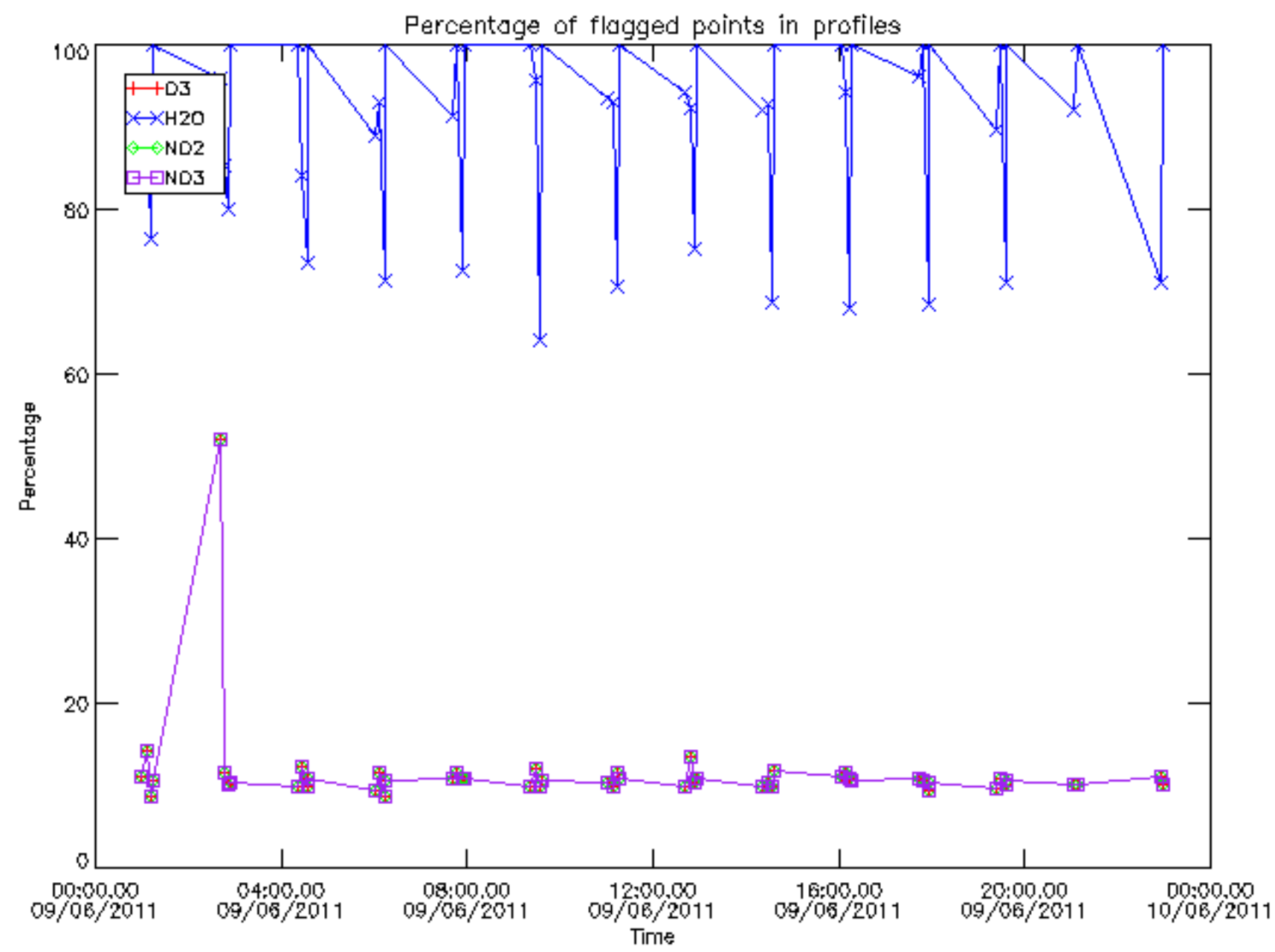




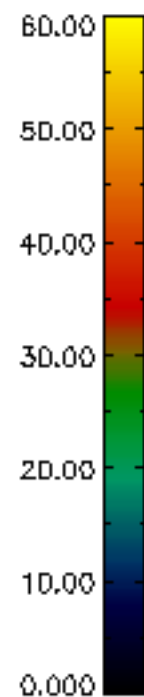
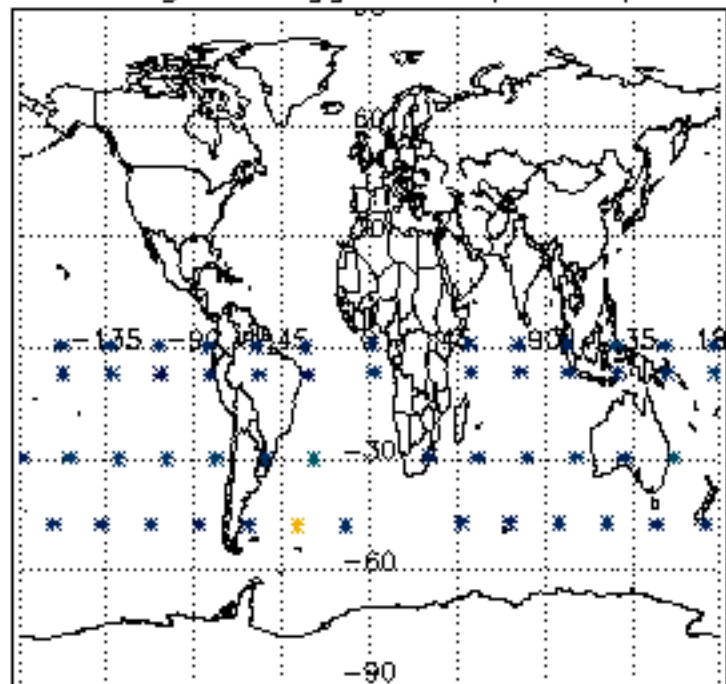




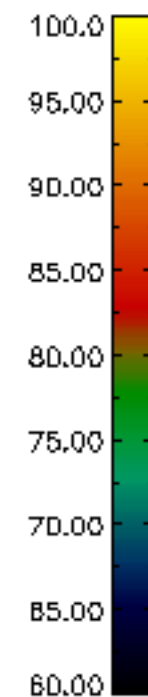
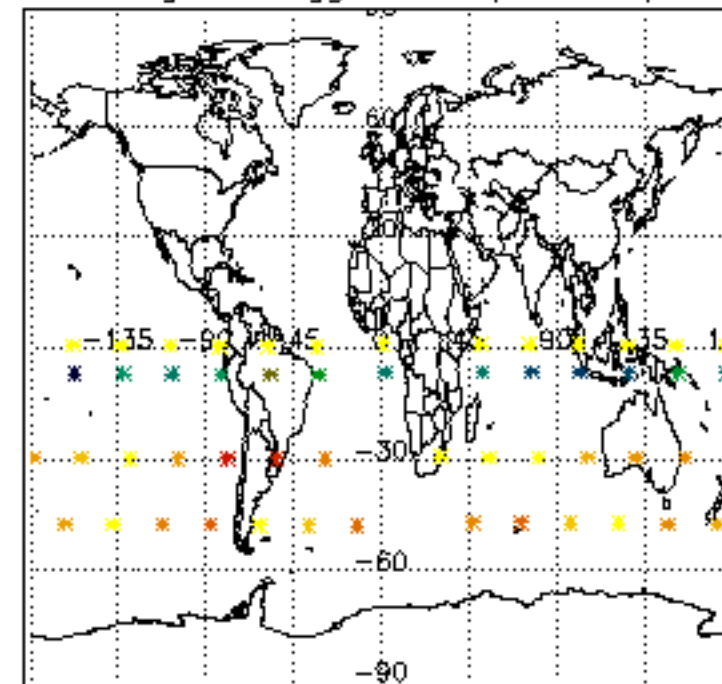




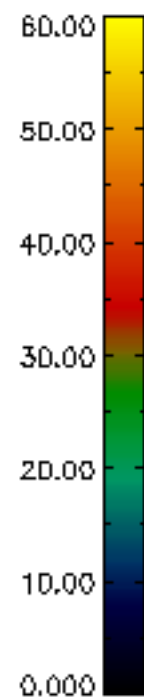
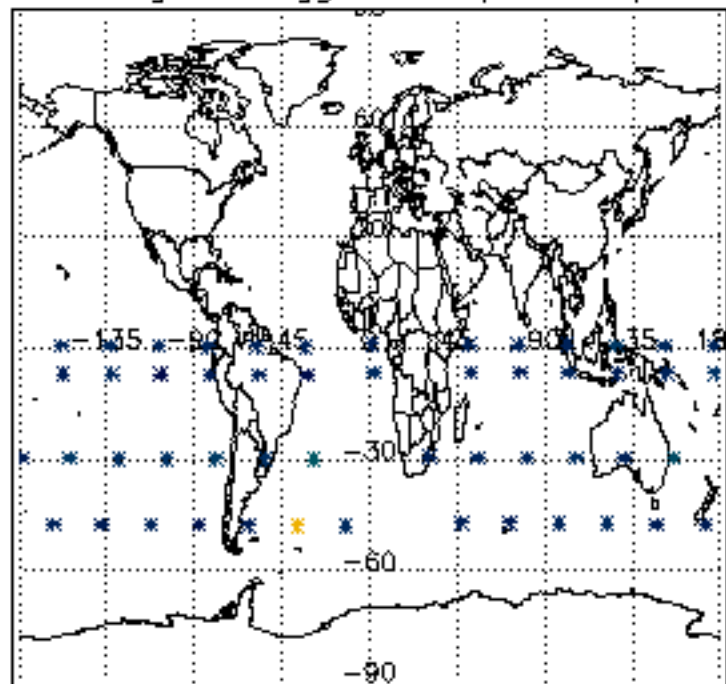
Percentage of flagged data per D3 profile



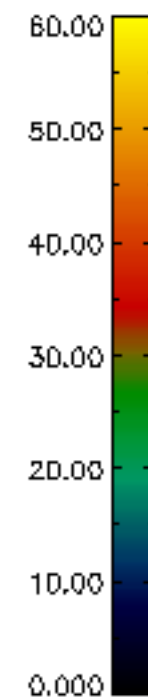
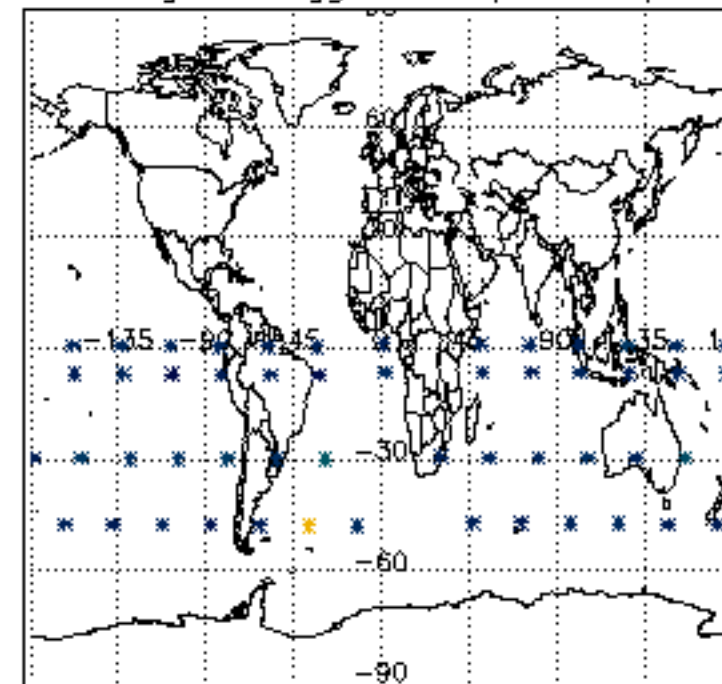
Percentage of flagged data per H2O profile



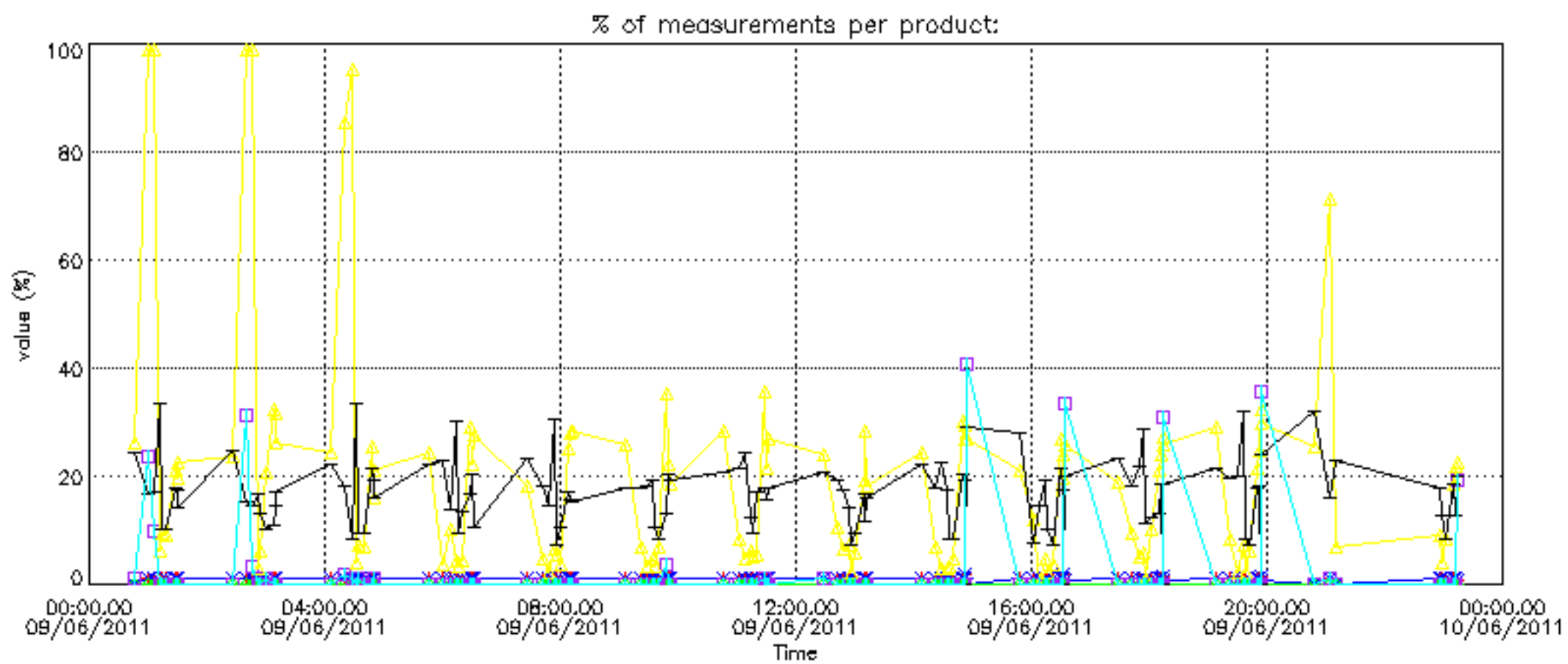
Percentage of flagged data per NO2 profile

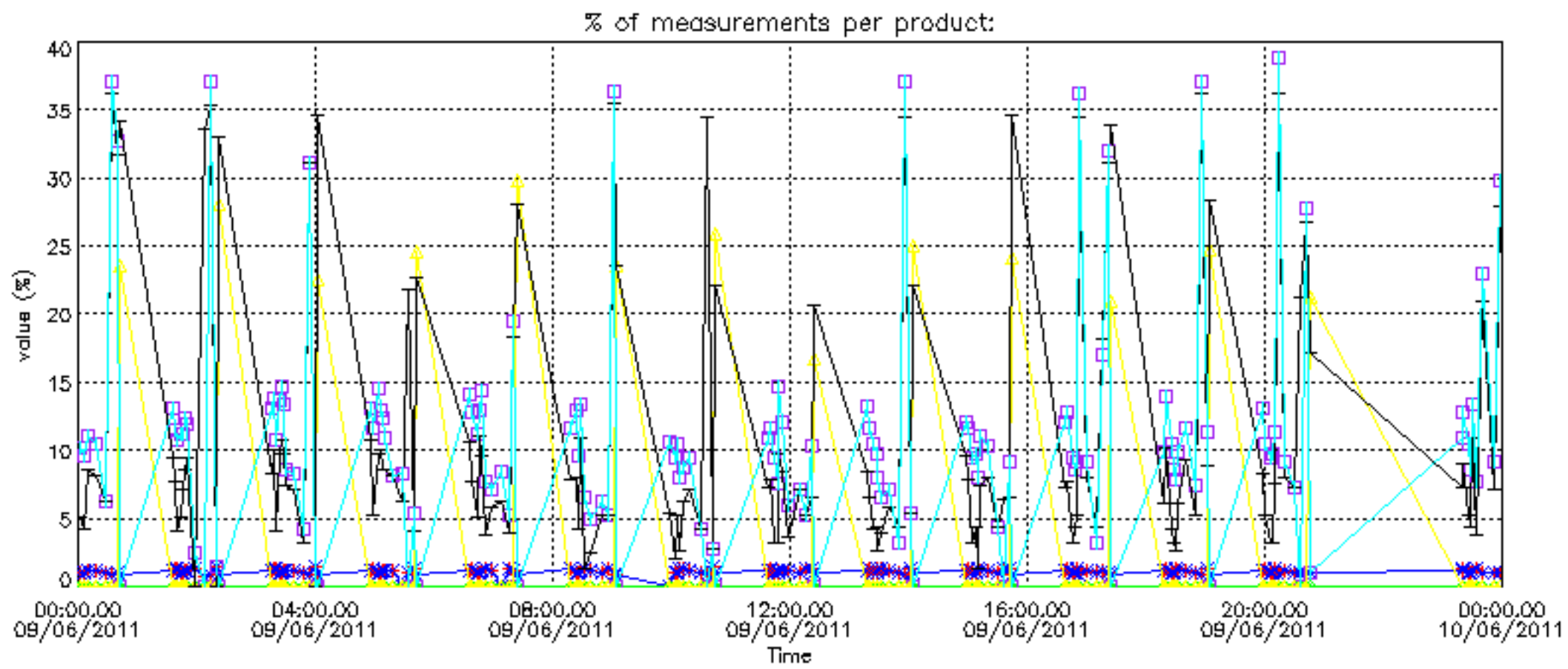


Percentage of flagged data per NO3 profile

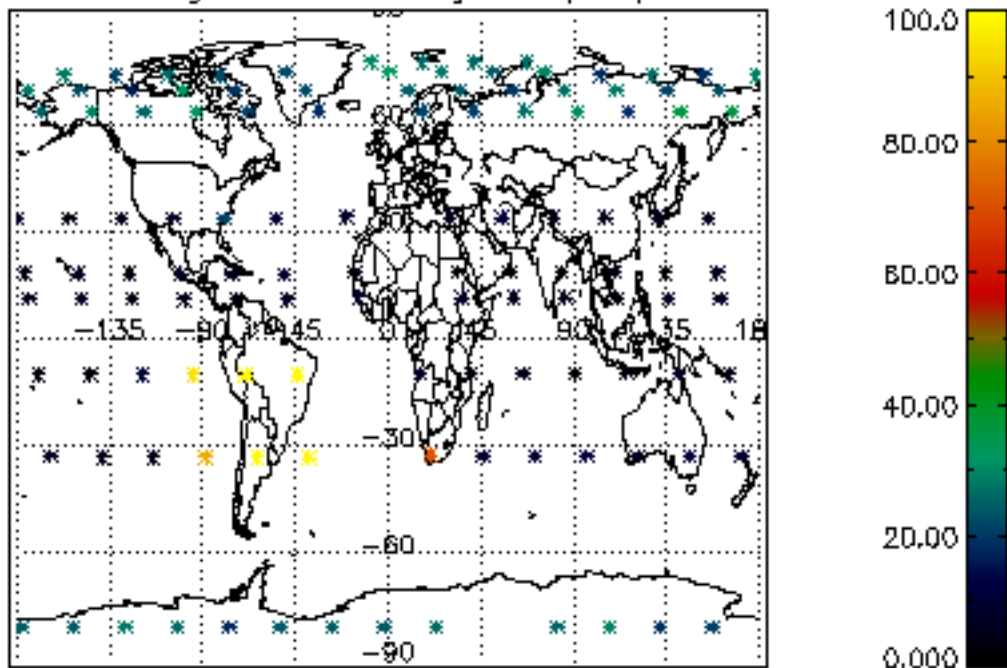




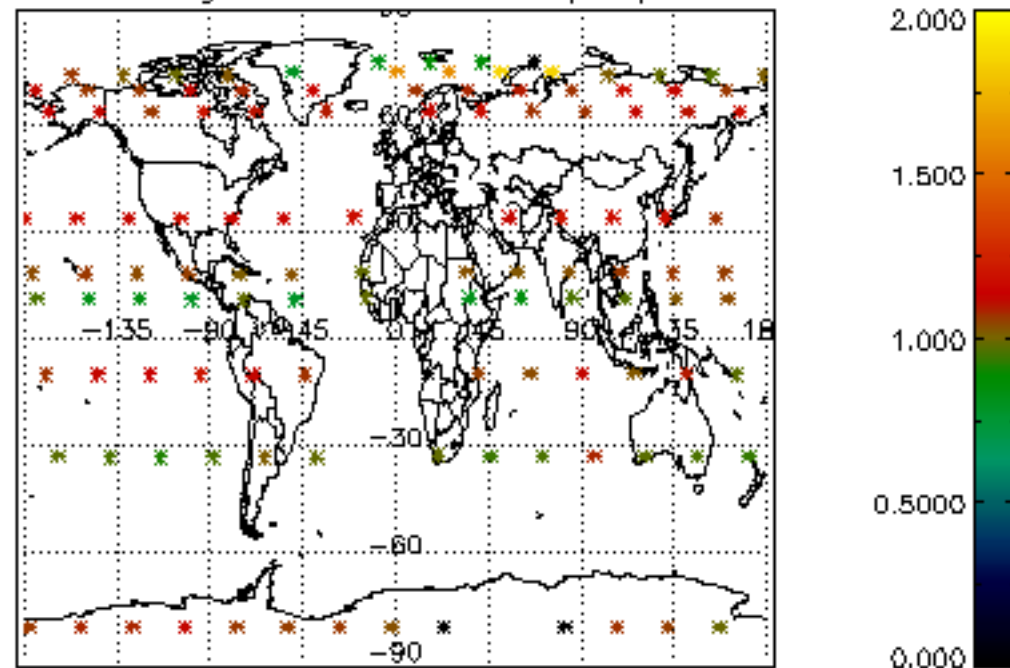




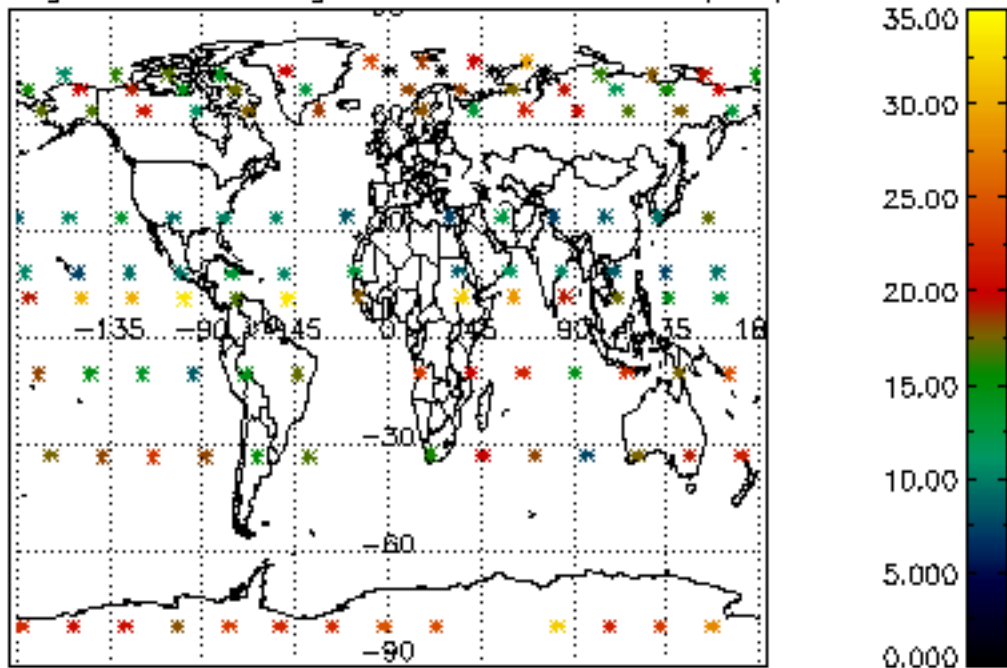
Percentage of cosmic ray hits per profile



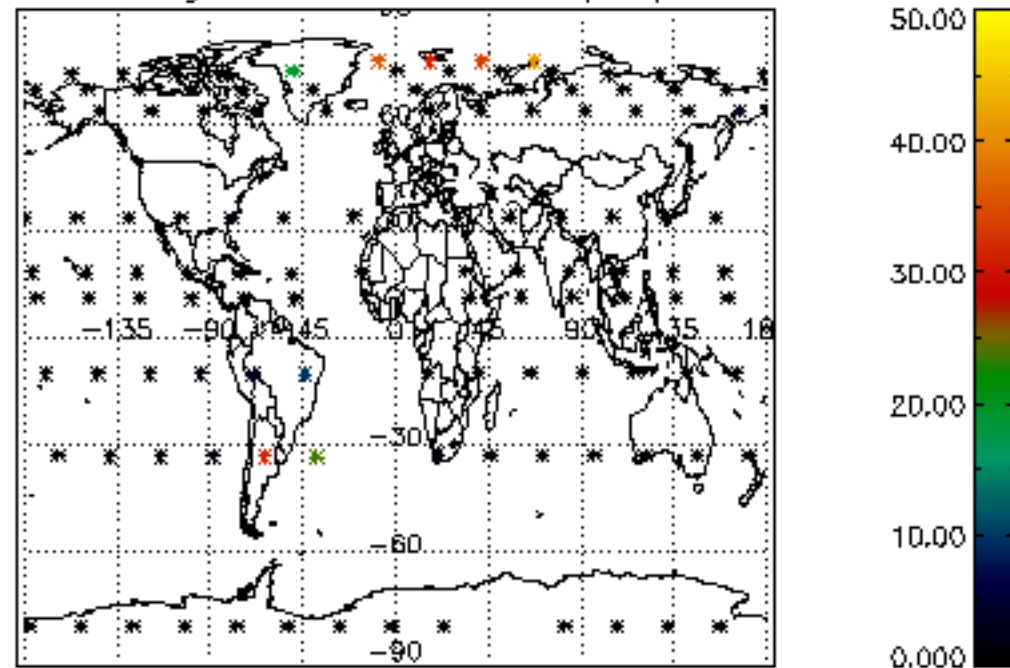
Percentage of datation errors per profile



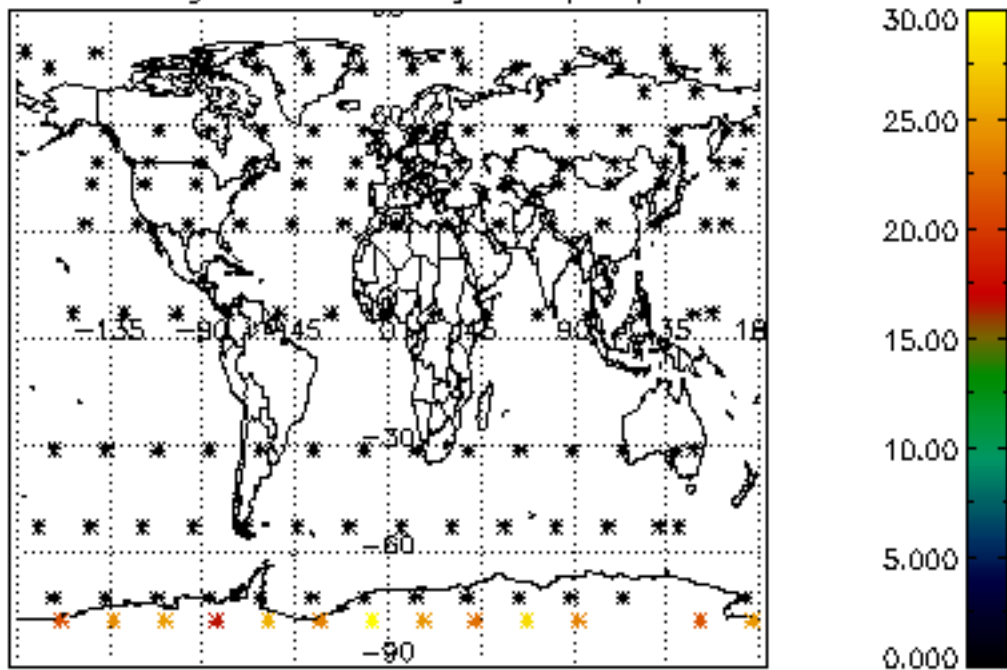
Percentage of star falling outside central band per profile



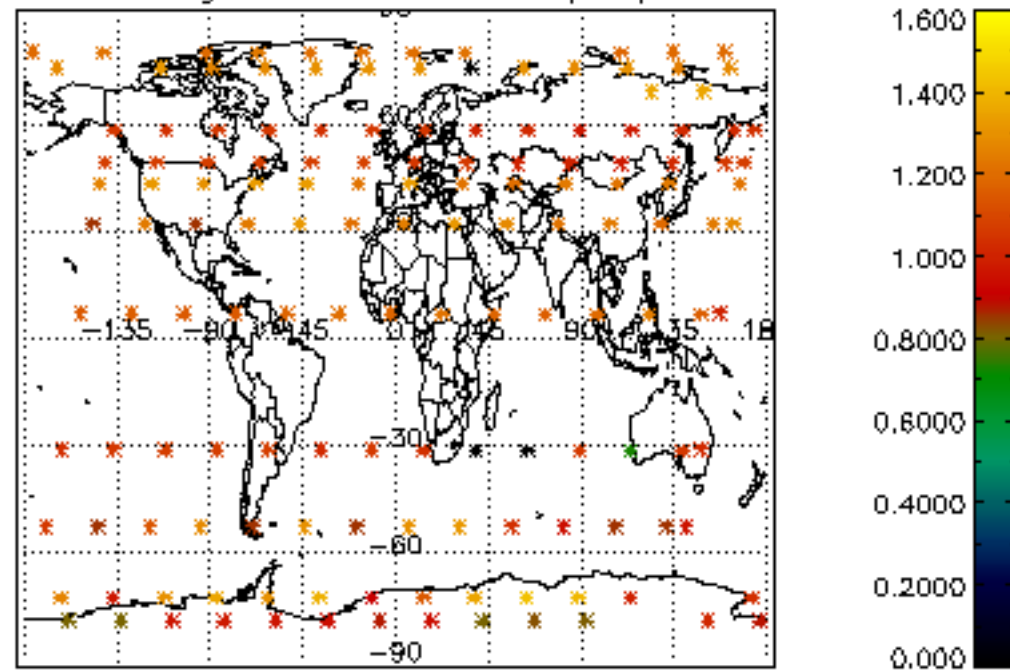
Percentage of saturation errors per profile



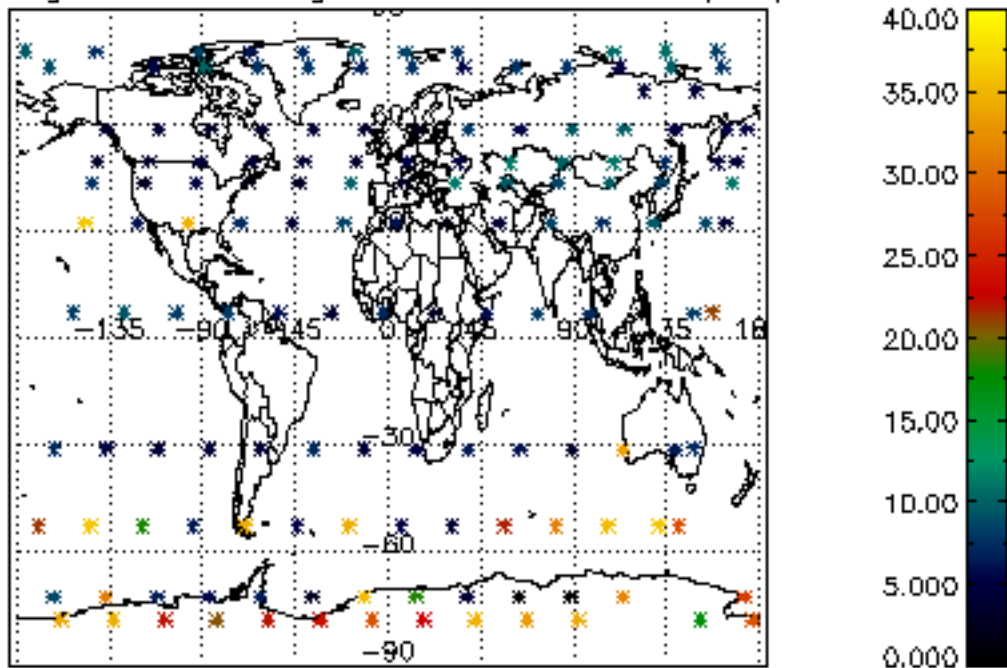
Percentage of cosmic ray hits per profile



Percentage of datation errors per profile



Percentage of star falling outside central band per profile



Percentage of saturation errors per profile

