

GOMOS Level 2 Daily Report

SUMMARY

[1. General Info](#)

[2. Summary of processed GOM_NL_2P products](#)

[3. Level 2 Quality information per product](#)

[3.1 Plot of level 2 quality information per product \(time dependant\)](#)

[3.2 Plot of level 2 quality information per product \(world map\)](#)

[4. Level 1 Quality information per product \(stored on level 2 products\)](#)

[4.1 Plot of level 1 quality information per product \(time dependant\)](#)

[4.1.1 Plot of level 1 quality information per product \(time dependant\): ASCENDING](#)

[4.1.2 Plot of level 1 quality information per product \(time dependant\): DESCENDING](#)

[4.2 Plot of level 1 quality information per product \(world map\)](#)

[4.2.1 Plot of level 1 quality information per product \(world map\): ASCENDING](#)

[4.2.2 Plot of level 1 quality information per product \(world map\): DESCENDING](#)

[5. Ozone profiles based on quality statistics and other trace gas profiles](#)

[5.1 Ozone statistics based on quality of products](#)

[5.2 Plot ozone profiles for all STD \(dark without errors\)](#)

[5.3 Plot ozone profiles where STD < 20% \(dark without errors\)](#)

[5.4. Plot ozone profiles where STD < 10% \(dark without errors\)](#)

[5.5. Plot ozone profiles where STD < 5% \(dark without errors\)](#)

[5.6 Plot NO2 profiles for all STD \(dark without errors\)](#)

[5.7 Plot NO3 profiles for all STD \(dark without errors\)](#)

[5.8 Plot H2O profiles \(only for occultations of stars 1,2,3,4,13,14,16,26,63 dark without errors\) for all STD](#)

[6. Auxiliary Data Files used for the production reported in section 2](#)

This report presents the daily analysis on parameters extracted from GOMOS level 2 data (GOM_NL__2P). It is intended to monitor some important parameters that will impact the quality of these products. A list of level 2 products (and content) that have arrived during the reporting day to the PCF is also given.

Item	Value
Time of report generation	24APR2013 14:29:38
Data source version	GOMOS/6.01
Start time of products	07-06-2011 (07JUN2011 00:00:00)
Stop time of products	08-06-2011 (08JUN2011 00:00:00)
Store outputs in DB	Yes
Nb of level 2 prods	294
Nb of prods with errors	0

2. Summary of processed GOM_NL__2P products.

Nr	Filename	UTC Start time	Limb	Duration	Star Id	Star Name	Star Mag	Star Temp	Nb Meas	Orbit	Prod. error
1	GOM_NL__2PRFIN20110607_000136_000000483103_00174_48464_1179.N1	07-JUN-2011 00:01:36	Bright	48.000	89	5Alp Cep	2.4510	8000.0	96	48464	No
2	GOM_NL__2PRFIN20110607_000724_000000463103_00174_48464_1180.N1	07-JUN-2011 00:07:24	Bright	45.500	76	27Gam Cas	2.3000	30000.	91	48464	No
3	GOM_NL__2PRFIN20110607_001309_000000383103_00174_48464_1181.N1	07-JUN-2011 00:13:09	Bright	37.500	73	57Gam1And	2.2600	13100.	75	48464	No
4	GOM_NL__2PRFIN20110607_001527_000000613103_00174_48464_1182.N1	07-JUN-2011 00:15:27	Bright	61.000	53	43Bet And	2.0480	3300.0	122	48464	No
5	GOM_NL__2PRFIN20110607_001936_000000433103_00174_48464_1183.N1	07-JUN-2011 00:19:36	Twilight	43.000	105	6Bet Ari	2.6450	8900.0	86	48464	No
6	GOM_NL__2PRFIN20110607_003258_000000503103_00174_48464_1184.N1	07-JUN-2011 00:32:58	Dark	49.500	52	16Bet Cet	2.0370	4500.0	99	48464	No
7	GOM_NL__2PRFIN20110607_003931_000000463103_00174_48464_1185.N1	07-JUN-2011 00:39:31	Dark	45.500	84	Alp Phe	2.3970	4500.0	91	48464	No
8	GOM_NL__2PRFIN20110607_004241_000000603103_00174_48464_1285.N1	07-JUN-2011 00:42:41	Dark	60.000	18	24Alp PsA	1.1660	9700.0	120	48464	No
9	GOM_NL__2PRFIN20110607_004516_000000653103_00175_48465_1286.N1	07-JUN-2011 00:45:16	Dark	65.000	63	Bet Gru	2.1500	2800.0	130	48465	No
10	GOM_NL__2PRFIN20110607_004715_000000453103_00175_48465_1287.N1	07-JUN-2011 00:47:15	Dark	44.500	31	Alp Gru	1.7340	15200.	89	48465	No
11	GOM_NL__2PRFIN20110607_005146_000000433103_00175_48465_1288.N1	07-JUN-2011 00:51:46	Straylight	42.500	45	Alp Pav	1.9400	26000.	85	48465	No
12	GOM_NL__2PRFIN20110607_010027_000000443103_00175_48465_1289.N1	07-JUN-2011 01:00:27	Straylight	44.000	40	The Sco	1.8590	7100.0	88	48465	No
13	GOM_NL__2PRFIN20110607_010212_000000473103_00175_48465_1290.N1	07-JUN-2011 01:02:12	Tw_and_stray	46.500	25	35Lam Sco	1.6200	28000.	93	48465	No
14	GOM_NL__2PRFIN20110607_010447_000000613103_00175_48465_1291.N1	07-JUN-2011 01:04:47	Bright	60.500	137	22Lam Sgr	2.8240	4400.0	121	48465	No
15	GOM_NL__2PRFIN20110607_010910_000000423103_00175_48465_1292.N1	07-JUN-2011 01:09:10	Bright	42.000	86	35Eta Oph	2.4300	10200.	84	48465	No
16	GOM_NL__2PRFIN20110607_011057_000000393103_00175_48465_1293.N1	07-JUN-2011 01:10:57	Bright	39.000	98	13Zet Oph	2.5710	30000.	78	48465	No
17	GOM_NL__2PRFIN20110607_011304_000000383103_00175_48465_1294.N1	07-JUN-2011 01:13:04	Bright	37.500	120	1Del Oph	2.7340	3200.0	75	48465	No
18	GOM_NL__2PRFIN20110607_011913_000000363103_00175_48465_1295.N1	07-JUN-2011 01:19:13	Bright	36.000	59	55Alp Oph	2.0800	8900.0	72	48465	No
19	GOM_NL__2PRFIN20110607_012041_000000403103_00175_48465_1296.N1	07-JUN-2011 01:20:41	Bright	40.000	127	27Bet Her	2.7810	4700.0	80	48465	No
20	GOM_NL__2PRFIN20110607_012354_000000393103_00175_48465_1297.N1	07-JUN-2011 01:23:54	Bright	38.500	133	40Zet Her	2.8070	6000.0	77	48465	No
21	GOM_NL__2PRFIN20110607_013104_000000403103_00175_48465_1298.N1	07-JUN-2011 01:31:04	Bright	39.500	130	23Bet Dra	2.7990	5800.0	79	48465	No
22	GOM_NL__2PRFIN20110607_014149_000000463103_00175_48465_1299.N1	07-JUN-2011 01:41:49	Bright	46.000	89	5Alp Cep	2.4510	8000.0	92	48465	No
23	GOM_NL__2PRFIN20110607_014738_000000583103_00175_48465_1300.N1	07-JUN-2011 01:47:38	Bright	58.000	76	27Gam Cas	2.3000	30000.	116	48465	No
24	GOM_NL__2PRFIN20110607_015323_000000363103_00175_48465_1301.N1	07-JUN-2011 01:53:23	Bright	35.500	73	57Gam1And	2.2600	13100.	71	48465	No
25	GOM_NL__2PRFIN20110607_015541_000000613103_00175_48465_1302.N1	07-JUN-2011 01:55:41	Bright	61.000	53	43Bet And	2.0480	3300.0	122	48465	No
26	GOM_NL__2PRFIN20110607_015950_000000433103_00175_48465_1303.N1	07-JUN-2011 01:59:50	Twilight	42.500	105	6Bet Ari	2.6450	8900.0	85	48465	No
27	GOM_NL__2PRFIN20110607_021313_000000533103_00175_48465_1304.N1	07-JUN-2011 02:13:13	Dark	52.500	52	16Bet Cet	2.0370	4500.0	105	48465	No
28	GOM_NL__2PRFIN20110607_021946_000000463103_00175_48465_1305.N1	07-JUN-2011 02:19:46	Dark	45.500	84	Alp Phe	2.3970	4500.0	91	48465	No
29	GOM_NL__2PRFIN20110607_022257_000000573103_00175_48465_1285.N1	07-JUN-2011 02:22:57	Dark	57.000	18	24Alp PsA	1.1660	9700.0	114	48465	No
30	GOM_NL__2PRFIN20110607_022531_000000643103_00176_48466_1286.N1	07-JUN-2011 02:25:31	Dark	64.000	63	Bet Gru	2.1500	2800.0	128	48466	No
31	GOM_NL__2PRFIN20110607_022730_000000483103_00176_48466_1287.N1	07-JUN-2011 02:27:30	Dark	48.000	31	Alp Gru	1.7340	15200.	96	48466	No
32	GOM_NL__2PRFIN20110607_023200_000000433103_00176_48466_1288.N1	07-JUN-2011 02:32:00	Straylight	42.500	45	Alp Pav	1.9400	26000.	85	48466	No
33	GOM_NL__2PRFIN20110607_024041_000000473103_00176_48466_1289.N1	07-JUN-2011 02:40:41	Straylight	46.500	40	The Sco	1.8590	7100.0	93	48466	No
34	GOM_NL__2PRFIN20110607_024226_000000473103_00176_48466_1290.N1	07-JUN-2011 02:42:26	Tw_and_stray	47.000	25	35Lam Sco	1.6200	28000.	94	48466	No
35	GOM_NL__2PRFIN20110607_024501_000000653103_00176_48466_1291.N1	07-JUN-2011 02:45:01	Bright	65.000	137	22Lam Sgr	2.8240	4400.0	130	48466	No
36	GOM_NL__2PRFIN20110607_024924_000000433103_00176_48466_1292.N1	07-JUN-2011 02:49:24	Bright	42.500	86	35Eta Oph	2.4300	10200.	85	48466	No
37	GOM_NL__2PRFIN20110607_025111_000000413103_00176_48466_1293.N1	07-JUN-2011 02:51:11	Bright	40.500	98	13Zet Oph	2.5710	30000.	81	48466	No
38	GOM_NL__2PRFIN20110607_025318_000000383103_00176_48466_1294.N1	07-JUN-2011 02:53:18	Bright	37.500	120	1Del Oph	2.7340	3200.0	75	48466	No
39	GOM_NL__2PRFIN20110607_025926_000000433103_00176_48466_1295.N1	07-JUN-2011 02:59:26	Bright	43.000	59	55Alp Oph	2.0800	8900.0	86	48466	No
40	GOM_NL__2PRFIN20110607_030055_000000423103_00176_48466_1296.N1	07-JUN-2011 03:00:55	Bright	41.500	127	27Bet Her	2.7810	4700.0	83	48466	No
41	GOM_NL__2PRFIN20110607_030408_000000413103_00176_48466_1297.N1	07-JUN-2011 03:04:08	Bright	41.000	133	40Zet Her	2.8070	6000.0	82	48466	No
42	GOM_NL__2PRFIN20110607_031118_000000413103_00176_48466_1298.N1	07-JUN-2011 03:11:18	Bright	41.000	130	23Bet Dra	2.7990	5800.0	82	48466	No

43	GOM_NL__2PRFIN20110607_032203_000000483103_00176_48466_1299.N1	07-JUN-2011 03:22:03	Bright	47.500	89	5Alp Cep	2.4510	8000.0	95	48466	No
44	GOM_NL__2PRFIN20110607_032751_000000443103_00176_48466_1300.N1	07-JUN-2011 03:27:51	Bright	44.000	76	27Gam Cas	2.3000	30000.	88	48466	No
45	GOM_NL__2PRFIN20110607_033337_000000393103_00176_48466_1301.N1	07-JUN-2011 03:33:37	Bright	38.500	73	57Gam1And	2.2600	13100.	77	48466	No
46	GOM_NL__2PRFIN20110607_033555_000000613103_00176_48466_1302.N1	07-JUN-2011 03:35:55	Bright	61.000	53	43Bet And	2.0480	3300.0	122	48466	No
47	GOM_NL__2PRFIN20110607_034005_000000443103_00176_48466_1303.N1	07-JUN-2011 03:40:05	Twilight	43.500	105	6Bet Ari	2.6450	8900.0	87	48466	No
48	GOM_NL__2PRFIN20110607_035328_000000513103_00176_48466_1304.N1	07-JUN-2011 03:53:28	Dark	50.500	52	16Bet Cet	2.0370	4500.0	101	48466	No
49	GOM_NL__2PRFIN20110607_040001_000000433103_00176_48466_1305.N1	07-JUN-2011 04:00:01	Dark	43.000	84	Alp Phe	2.3970	4500.0	86	48466	No
50	GOM_NL__2PRFIN20110607_040312_000000573103_00176_48466_1285.N1	07-JUN-2011 04:03:12	Dark	56.500	18	24Alp PsA	1.1660	9700.0	113	48466	No
51	GOM_NL__2PRFIN20110607_040547_000000493103_00177_48467_1286.N1	07-JUN-2011 04:05:47	Dark	49.000	63	Bet Gru	2.1500	2800.0	98	48467	No
52	GOM_NL__2PRFIN20110607_040745_000000463103_00177_48467_1287.N1	07-JUN-2011 04:07:45	Dark	45.500	31	Alp Gru	1.7340	15200.	91	48467	No
53	GOM_NL__2PRFIN20110607_041215_000000473103_00177_48467_1288.N1	07-JUN-2011 04:12:15	Straylight	46.500	45	Alp Pav	1.9400	26000.	93	48467	No
54	GOM_NL__2PRFIN20110607_042056_000000483103_00177_48467_1289.N1	07-JUN-2011 04:20:56	Straylight	47.500	40	The Sco	1.8590	7100.0	95	48467	No
55	GOM_NL__2PRFIN20110607_042241_000000463103_00177_48467_1290.N1	07-JUN-2011 04:22:41	Tw_and_stray	46.000	25	35Lam Sco	1.6200	28000.	92	48467	No
56	GOM_NL__2PRFIN20110607_042515_000000663103_00177_48467_1291.N1	07-JUN-2011 04:25:15	Bright	65.500	137	22Lam Sgr	2.8240	4400.0	131	48467	No
57	GOM_NL__2PRFIN20110607_042938_000000433103_00177_48467_1292.N1	07-JUN-2011 04:29:38	Bright	42.500	86	35Eta Oph	2.4300	10200.	85	48467	No
58	GOM_NL__2PRFIN20110607_043125_000000393103_00177_48467_1293.N1	07-JUN-2011 04:31:25	Bright	39.000	98	13Zet Oph	2.5710	30000.	78	48467	No
59	GOM_NL__2PRFIN20110607_043332_000000383103_00177_48467_1294.N1	07-JUN-2011 04:33:32	Bright	37.500	120	1Del Oph	2.7340	3200.0	75	48467	No
60	GOM_NL__2PRFIN20110607_043940_000000433103_00177_48467_1295.N1	07-JUN-2011 04:39:40	Bright	43.000	59	55Alp Oph	2.0800	8900.0	86	48467	No
61	GOM_NL__2PRFIN20110607_044109_000000403103_00177_48467_1296.N1	07-JUN-2011 04:41:09	Bright	40.000	127	27Bet Her	2.7810	4700.0	80	48467	No
62	GOM_NL__2PRFIN20110607_044422_000000423103_00177_48467_1297.N1	07-JUN-2011 04:44:22	Bright	41.500	133	40Zet Her	2.8070	6000.0	83	48467	No
63	GOM_NL__2PRFIN20110607_045131_000000443103_00177_48467_1298.N1	07-JUN-2011 04:51:31	Bright	43.500	130	23Bet Dra	2.7990	5800.0	87	48467	No
64	GOM_NL__2PRFIN20110607_050216_000000493103_00177_48467_1299.N1	07-JUN-2011 05:02:16	Bright	48.500	89	5Alp Cep	2.4510	8000.0	97	48467	No
65	GOM_NL__2PRFIN20110607_050805_000000383103_00177_48467_1300.N1	07-JUN-2011 05:08:05	Bright	37.500	76	27Gam Cas	2.3000	30000.	75	48467	No
66	GOM_NL__2PRFIN20110607_051352_000000353103_00177_48467_1301.N1	07-JUN-2011 05:13:52	Bright	35.000	73	57Gam1And	2.2600	13100.	70	48467	No
67	GOM_NL__2PRFIN20110607_051609_000000613103_00177_48467_1302.N1	07-JUN-2011 05:16:09	Bright	61.000	53	43Bet And	2.0480	3300.0	122	48467	No
68	GOM_NL__2PRFIN20110607_052019_000000433103_00177_48467_1303.N1	07-JUN-2011 05:20:19	Twilight	43.000	105	6Bet Ari	2.6450	8900.0	86	48467	No
69	GOM_NL__2PRFIN20110607_053343_000000493103_00177_48467_1304.N1	07-JUN-2011 05:33:43	Dark	49.000	52	16Bet Cet	2.0370	4500.0	98	48467	No
70	GOM_NL__2PRFIN20110607_054015_000000443103_00177_48467_1305.N1	07-JUN-2011 05:40:15	Dark	43.500	84	Alp Phe	2.3970	4500.0	87	48467	No
71	GOM_NL__2PRFIN20110607_054328_000000643103_00177_48467_1285.N1	07-JUN-2011 05:43:28	Dark	63.500	18	24Alp PsA	1.1660	9700.0	127	48467	No
72	GOM_NL__2PRFIN20110607_054601_000000623103_00178_48468_1286.N1	07-JUN-2011 05:46:01	Dark	61.500	63	Bet Gru	2.1500	2800.0	123	48468	No
73	GOM_NL__2PRFIN20110607_054800_000000463103_00178_48468_1287.N1	07-JUN-2011 05:48:00	Dark	46.000	31	Alp Gru	1.7340	15200.	92	48468	No
74	GOM_NL__2PRFIN20110607_055230_000000473103_00178_48468_1288.N1	07-JUN-2011 05:52:30	Straylight	47.000	45	Alp Pav	1.9400	26000.	94	48468	No
75	GOM_NL__2PRFIN20110607_060110_000000483103_00178_48468_1289.N1	07-JUN-2011 06:01:10	Straylight	47.500	40	The Sco	1.8590	7100.0	95	48468	No
76	GOM_NL__2PRFIN20110607_060255_000000453103_00178_48468_1290.N1	07-JUN-2011 06:02:55	Tw_and_stray	44.500	25	35Lam Sco	1.6200	28000.	89	48468	No
77	GOM_NL__2PRFIN20110607_060530_000000603103_00178_48468_1291.N1	07-JUN-2011 06:05:30	Bright	59.500	137	22Lam Sgr	2.8240	4400.0	119	48468	No
78	GOM_NL__2PRFIN20110607_060952_000000433103_00178_48468_1292.N1	07-JUN-2011 06:09:52	Bright	42.500	86	35Eta Oph	2.4300	10200.	85	48468	No
79	GOM_NL__2PRFIN20110607_061139_000000393103_00178_48468_1293.N1	07-JUN-2011 06:11:39	Bright	39.000	98	13Zet Oph	2.5710	30000.	78	48468	No
80	GOM_NL__2PRFIN20110607_061346_000000383103_00178_48468_1294.N1	07-JUN-2011 06:13:46	Bright	37.500	120	1Del Oph	2.7340	3200.0	75	48468	No
81	GOM_NL__2PRFIN20110607_061953_000000503103_00178_48468_1295.N1	07-JUN-2011 06:19:53	Bright	50.000	59	55Alp Oph	2.0800	8900.0	100	48468	No
82	GOM_NL__2PRFIN20110607_062122_000000393103_00178_48468_1296.N1	07-JUN-2011 06:21:22	Bright	38.500	127	27Bet Her	2.7810	4700.0	77	48468	No
83	GOM_NL__2PRFIN20110607_062435_000000423103_00178_48468_1297.N1	07-JUN-2011 06:24:35	Bright	42.000	133	40Zet Her	2.8070	6000.0	84	48468	No
84	GOM_NL__2PRFIN20110607_063145_000000423103_00178_48468_1298.N1	07-JUN-2011 06:31:45	Bright	42.000	130	23Bet Dra	2.7990	5800.0	84	48468	No
85	GOM_NL__2PRFIN20110607_064230_000000493103_00178_48468_1299.N1	07-JUN-2011 06:42:30	Bright	49.000	89	5Alp Cep	2.4510	8000.0	98	48468	No
86	GOM_NL__2PRFIN20110607_064819_000000583103_00178_48468_1300.N1	07-JUN-2011 06:48:19	Bright	58.000	76	27Gam Cas	2.3000	30000.	116	48468	No
87	GOM_NL__2PRFIN20110607_065406_000000353103_00178_48468_1301.N1	07-JUN-2011 06:54:06	Bright	34.500	73	57Gam1And	2.2600	13100.	69	48468	No
88	GOM_NL__2PRFIN20110607_065623_000000613103_00178_48468_1302.N1	07-JUN-2011 06:56:23	Bright	61.000	53	43Bet And	2.0480	3300.0	122	48468	No
89	GOM_NL__2PRFIN20110607_070033_000000443103_00178_48468_1303.N1	07-JUN-2011 07:00:33	Twilight	43.500	105	6Bet Ari	2.6450	8900.0	87	48468	No
90	GOM_NL__2PRFIN20110607_071358_000000523103_00178_48468_1304.N1	07-JUN-2011 07:13:58	Dark	51.500	52	16Bet Cet	2.0370	4500.0	103	48468	No
91	GOM_NL__2PRFIN20110607_072030_000000423103_00178_48468_1305.N1	07-JUN-2011 07:20:30	Dark	41.500	84	Alp Phe	2.3970	4500.0	83	48468	No
92	GOM_NL__2PRFIN20110607_072343_000000703103_00178_48468_1285.N1	07-JUN-2011 07:23:43	Dark	70.000	18	24Alp PsA	1.1660	9700.0	140	48468	No
93	GOM_NL__2PRFIN20110607_072616_000000463103_00179_48469_1286.N1	07-JUN-2011 07:26:16	Dark	45.500	63	Bet Gru	2.1500	2800.0	91	48469	No
94	GOM_NL__2PRFIN20110607_072815_000000453103_00179_48469_1287.N1	07-JUN-2011 07:28:15	Dark	44.500	31	Alp Gru	1.7340	15200.	89	48469	No
95	GOM_NL__2PRFIN20110607_073245_000000413103_00179_48469_1288.N1	07-JUN-2011 07:32:45	Straylight	41.000	45	Alp Pav	1.9400	26000.	82	48469	No
96	GOM_NL__2PRFIN20110607_074125_000000443103_00179_48469_1289.N1	07-JUN-2011 07:41:25	Straylight	43.500	40	The Sco	1.8590	7100.0	87	48469	No
97	GOM_NL__2PRFIN20110607_074310_000000443103_00179_48469_1290.N1	07-JUN-2011 07:43:10	Tw_and_stray	44.000	25	35Lam Sco	1.6200	28000.	88	48469	No
98	GOM_NL__2PRFIN20110607_074544_000000613103_00179_48469_1291.N1	07-JUN-2011 07:45:44	Bright	61.000	137	22Lam Sgr	2.8240	4400.0	122	48469	No
99	GOM_NL__2PRFIN20110607_075007_000000433103_00179_48469_1292.N1	07-JUN-2011 07:50:07	Bright	43.000	86	35Eta Oph	2.4300	10200.	86	48469	No
100	GOM_NL__2PRFIN20110607_075153_000000393103_00179_48469_1293.N1	07-JUN-2011 07:51:53	Bright	39.000	98	13Zet Oph	2.5710	30000.	78	48469	No
101	GOM_NL__2PRFIN20110607_075400_000000383103_00179_48469_1294.N1	07-JUN-2011 07:54:00	Bright	37.500	120	1Del Oph	2.7340	3200.0	75	48469	No

102	GOM_NL__2PRFIN20110607_080006_000000493103_00179_48469_1295.N1	07-JUN-2011 08:00:06	Bright	49.000	59	55Alp Oph	2.0800	8900.0	98	48469	No
103	GOM_NL__2PRFIN20110607_080136_000000423103_00179_48469_1296.N1	07-JUN-2011 08:01:36	Bright	42.000	127	27Bet Her	2.7810	4700.0	84	48469	No
104	GOM_NL__2PRFIN20110607_080449_000000403103_00179_48469_1297.N1	07-JUN-2011 08:04:49	Bright	40.000	133	40Zet Her	2.8070	6000.0	80	48469	No
105	GOM_NL__2PRFIN20110607_081158_000000433103_00179_48469_1298.N1	07-JUN-2011 08:11:58	Bright	42.500	130	23Bet Dra	2.7990	5800.0	85	48469	No
106	GOM_NL__2PRFIN20110607_082243_000000463103_00179_48469_1299.N1	07-JUN-2011 08:22:43	Bright	46.000	89	5Alp Cep	2.4510	8000.0	92	48469	No
107	GOM_NL__2PRFIN20110607_082833_000000403103_00179_48469_1300.N1	07-JUN-2011 08:28:33	Bright	40.000	76	27Gam Cas	2.3000	30000.	80	48469	No
108	GOM_NL__2PRFIN20110607_083420_000000353103_00179_48469_1301.N1	07-JUN-2011 08:34:20	Bright	35.000	73	57Gam1And	2.2600	13100.	70	48469	No
109	GOM_NL__2PRFIN20110607_083637_000000613103_00179_48469_1302.N1	07-JUN-2011 08:36:37	Bright	61.000	53	43Bet And	2.0480	3300.0	122	48469	No
110	GOM_NL__2PRFIN20110607_084048_000000423103_00179_48469_1303.N1	07-JUN-2011 08:40:48	Twilight	41.500	105	6Bet Ari	2.6450	8900.0	83	48469	No
111	GOM_NL__2PRFIN20110607_085413_000000523103_00179_48469_1304.N1	07-JUN-2011 08:54:13	Dark	51.500	52	16Bet Cet	2.0370	4500.0	103	48469	No
112	GOM_NL__2PRFIN20110607_090045_000000473103_00179_48469_1305.N1	07-JUN-2011 09:00:45	Dark	46.500	84	Alp Phe	2.3970	4500.0	93	48469	No
113	GOM_NL__2PRFIN20110607_090359_000000703103_00180_48470_1285.N1	07-JUN-2011 09:03:59	Dark	70.000	18	24Alp PsA	1.1660	9700.0	140	48470	No
114	GOM_NL__2PRFIN20110607_090631_000000643103_00180_48470_1286.N1	07-JUN-2011 09:06:31	Dark	64.000	63	Bet Gru	2.1500	2800.0	128	48470	No
115	GOM_NL__2PRFIN20110607_090830_000000433103_00180_48470_1287.N1	07-JUN-2011 09:08:30	Dark	42.500	31	Alp Gru	1.7340	15200.	85	48470	No
116	GOM_NL__2PRFIN20110607_091259_000000433103_00180_48470_1288.N1	07-JUN-2011 09:12:59	Straylight	43.000	45	Alp Pav	1.9400	26000.	86	48470	No
117	GOM_NL__2PRFIN20110607_092139_000000463103_00180_48470_1289.N1	07-JUN-2011 09:21:39	Straylight	46.000	40	The Sco	1.8590	7100.0	92	48470	No
118	GOM_NL__2PRFIN20110607_092324_000000473103_00180_48470_1290.N1	07-JUN-2011 09:23:24	Twi_and_stray	47.000	25	35Lam Sco	1.6200	28000.	94	48470	No
119	GOM_NL__2PRFIN20110607_092444_000000513103_00180_48470_1291.N1	07-JUN-2011 09:24:44	Twi_and_stray	51.000	167	10Gam2Sgr	2.9840	4500.0	102	48470	No
120	GOM_NL__2PRFIN20110607_093020_000000433103_00180_48470_1292.N1	07-JUN-2011 09:30:20	Bright	42.500	86	35Eta Oph	2.4300	10200.	85	48470	No
121	GOM_NL__2PRFIN20110607_093207_000000403103_00180_48470_1293.N1	07-JUN-2011 09:32:07	Bright	39.500	98	13Zet Oph	2.5710	30000.	79	48470	No
122	GOM_NL__2PRFIN20110607_093414_000000383103_00180_48470_1294.N1	07-JUN-2011 09:34:14	Bright	37.500	120	1Del Oph	2.7340	3200.0	75	48470	No
123	GOM_NL__2PRFIN20110607_094020_000000513103_00180_48470_1295.N1	07-JUN-2011 09:40:20	Bright	50.500	59	55Alp Oph	2.0800	8900.0	101	48470	No
124	GOM_NL__2PRFIN20110607_094150_000000403103_00180_48470_1296.N1	07-JUN-2011 09:41:50	Bright	40.000	127	27Bet Her	2.7810	4700.0	80	48470	No
125	GOM_NL__2PRFIN20110607_094503_000000413103_00180_48470_1297.N1	07-JUN-2011 09:45:03	Bright	40.500	133	40Zet Her	2.8070	6000.0	81	48470	No
126	GOM_NL__2PRFIN20110607_095212_000000443103_00180_48470_1298.N1	07-JUN-2011 09:52:12	Bright	43.500	130	23Bet Dra	2.7990	5800.0	87	48470	No
127	GOM_NL__2PRFIN20110607_100256_000000483103_00180_48470_1299.N1	07-JUN-2011 10:02:56	Bright	48.000	89	5Alp Cep	2.4510	8000.0	96	48470	No
128	GOM_NL__2PRFIN20110607_100847_000000403103_00180_48470_1300.N1	07-JUN-2011 10:08:47	Bright	39.500	76	27Gam Cas	2.3000	30000.	79	48470	No
129	GOM_NL__2PRFIN20110607_101434_000000413103_00180_48470_1301.N1	07-JUN-2011 10:14:34	Bright	40.500	73	57Gam1And	2.2600	13100.	81	48470	No
130	GOM_NL__2PRFIN20110607_101651_000000543103_00180_48470_1302.N1	07-JUN-2011 10:16:51	Bright	54.000	53	43Bet And	2.0480	3300.0	108	48470	No
131	GOM_NL__2PRFIN20110607_102102_000000423103_00180_48470_1303.N1	07-JUN-2011 10:21:02	Twilight	41.500	105	6Bet Ari	2.6450	8900.0	83	48470	No
132	GOM_NL__2PRFIN20110607_103427_000000523103_00180_48470_1304.N1	07-JUN-2011 10:34:27	Dark	52.000	52	16Bet Cet	2.0370	4500.0	104	48470	No
133	GOM_NL__2PRFIN20110607_104059_000000473103_00180_48470_1305.N1	07-JUN-2011 10:40:59	Dark	46.500	84	Alp Phe	2.3970	4500.0	93	48470	No
134	GOM_NL__2PRFIN20110607_104414_000000663103_00181_48471_1290.N1	07-JUN-2011 10:44:14	Dark	66.000	18	24Alp PsA	1.1660	9700.0	132	48471	No
135	GOM_NL__2PRFIN20110607_104646_000000643103_00181_48471_1291.N1	07-JUN-2011 10:46:46	Dark	64.000	63	Bet Gru	2.1500	2800.0	128	48471	No
136	GOM_NL__2PRFIN20110607_104845_000000453103_00181_48471_1292.N1	07-JUN-2011 10:48:45	Dark	45.000	31	Alp Gru	1.7340	15200.	90	48471	No
137	GOM_NL__2PRFIN20110607_105314_000000433103_00181_48471_1293.N1	07-JUN-2011 10:53:14	Straylight	42.500	45	Alp Pav	1.9400	26000.	85	48471	No
138	GOM_NL__2PRFIN20110607_110154_000000443103_00181_48471_1294.N1	07-JUN-2011 11:01:54	Straylight	43.500	40	The Sco	1.8590	7100.0	87	48471	No
139	GOM_NL__2PRFIN20110607_110338_000000453103_00181_48471_1295.N1	07-JUN-2011 11:03:38	Twi_and_stray	45.000	25	35Lam Sco	1.6200	28000.	90	48471	No
140	GOM_NL__2PRFIN20110607_110458_000000513103_00181_48471_1296.N1	07-JUN-2011 11:04:58	Twi_and_stray	51.000	167	10Gam2Sgr	2.9840	4500.0	102	48471	No
141	GOM_NL__2PRFIN20110607_111035_000000423103_00181_48471_1297.N1	07-JUN-2011 11:10:35	Bright	42.000	86	35Eta Oph	2.4300	10200.	84	48471	No
142	GOM_NL__2PRFIN20110607_111221_000000393103_00181_48471_1298.N1	07-JUN-2011 11:12:21	Bright	39.000	98	13Zet Oph	2.5710	30000.	78	48471	No
143	GOM_NL__2PRFIN20110607_111428_000000383103_00181_48471_1299.N1	07-JUN-2011 11:14:28	Bright	37.500	120	1Del Oph	2.7340	3200.0	75	48471	No
144	GOM_NL__2PRFIN20110607_112033_000000493103_00181_48471_1300.N1	07-JUN-2011 11:20:33	Bright	48.500	59	55Alp Oph	2.0800	8900.0	97	48471	No
145	GOM_NL__2PRFIN20110607_112204_000000413103_00181_48471_1301.N1	07-JUN-2011 11:22:04	Bright	41.000	127	27Bet Her	2.7810	4700.0	82	48471	No
146	GOM_NL__2PRFIN20110607_112516_000000423103_00181_48471_1302.N1	07-JUN-2011 11:25:16	Bright	41.500	133	40Zet Her	2.8070	6000.0	83	48471	No
147	GOM_NL__2PRFIN20110607_113225_000000443103_00181_48471_1303.N1	07-JUN-2011 11:32:25	Bright	44.000	130	23Bet Dra	2.7990	5800.0	88	48471	No
148	GOM_NL__2PRFIN20110607_114310_000000493103_00181_48471_1304.N1	07-JUN-2011 11:43:10	Bright	48.500	89	5Alp Cep	2.4510	8000.0	97	48471	No
149	GOM_NL__2PRFIN20110607_114901_000000583103_00181_48471_1305.N1	07-JUN-2011 11:49:01	Bright	58.000	76	27Gam Cas	2.3000	30000.	116	48471	No
150	GOM_NL__2PRFIN20110607_115448_000000553103_00181_48471_1306.N1	07-JUN-2011 11:54:48	Bright	55.000	73	57Gam1And	2.2600	13100.	110	48471	No
151	GOM_NL__2PRFIN20110607_115705_000000613103_00181_48471_1307.N1	07-JUN-2011 11:57:05	Bright	61.000	53	43Bet And	2.0480	3300.0	122	48471	No
152	GOM_NL__2PRFIN20110607_120116_000000443103_00181_48471_1308.N1	07-JUN-2011 12:01:16	Twilight	43.500	105	6Bet Ari	2.6450	8900.0	87	48471	No
153	GOM_NL__2PRFIN20110607_121442_000000503103_00181_48471_1309.N1	07-JUN-2011 12:14:42	Dark	50.000	52	16Bet Cet	2.0370	4500.0	100	48471	No
154	GOM_NL__2PRFIN20110607_122114_000000483103_00181_48471_1310.N1	07-JUN-2011 12:21:14	Dark	48.000	84	Alp Phe	2.3970	4500.0	96	48471	No
155	GOM_NL__2PRFIN20110607_122429_000000613103_00182_48472_1350.N1	07-JUN-2011 12:24:29	Dark	60.500	18	24Alp PsA	1.1660	9700.0	121	48472	No
156	GOM_NL__2PRFIN20110607_122701_000000483103_00182_48472_1351.N1	07-JUN-2011 12:27:01	Dark	48.000	63	Bet Gru	2.1500	2800.0	96	48472	No
157	GOM_NL__2PRFIN20110607_122900_000000503103_00182_48472_1352.N1	07-JUN-2011 12:29:00	Dark	49.500	31	Alp Gru	1.7340	15200.	99	48472	No
158	GOM_NL__2PRFIN20110607_123328_000000433103_00182_48472_1353.N1	07-JUN-2011 12:33:28	Straylight	43.000	45	Alp Pav	1.9400	26000.	86	48472	No
159	GOM_NL__2PRFIN20110607_124208_000000483103_00182_48472_1354.N1	07-JUN-2011 12:42:08	Straylight	47.500	40	The Sco	1.8590	7100.0	95	48472	No
160	GOM_NL__2PRFIN20110607_124353_000000473103_00182_48472_1355.N1	07-JUN-2011 12:43:53	Twi_and_stray	47.000	25	35Lam Sco	1.6200	28000.	94	48472	No

161	GOM_NL__2PRFIN20110607_124513_000000513103_00182_48472_1356.N1	07-JUN-2011 12:45:13	Twilight	51.000	167	10Gam2Sgr	2.9840	4500.0	102	48472	No
162	GOM_NL__2PRFIN20110607_125049_000000433103_00182_48472_1357.N1	07-JUN-2011 12:50:49	Bright	42.500	86	35Eta Oph	2.4300	10200.	85	48472	No
163	GOM_NL__2PRFIN20110607_125235_000000393103_00182_48472_1358.N1	07-JUN-2011 12:52:35	Bright	38.500	98	13Zet Oph	2.5710	30000.	77	48472	No
164	GOM_NL__2PRFIN20110607_125442_000000383103_00182_48472_1359.N1	07-JUN-2011 12:54:42	Bright	37.500	120	1Del Oph	2.7340	3200.0	75	48472	No
165	GOM_NL__2PRFIN20110607_130217_000000393103_00182_48472_1360.N1	07-JUN-2011 13:02:17	Bright	39.000	127	27Bet Her	2.7810	4700.0	78	48472	No
166	GOM_NL__2PRFIN20110607_130530_000000593103_00182_48472_1361.N1	07-JUN-2011 13:05:30	Bright	59.000	133	40Zet Her	2.8070	6000.0	118	48472	No
167	GOM_NL__2PRFIN20110607_131239_000000423103_00182_48472_1362.N1	07-JUN-2011 13:12:39	Bright	42.000	130	23Bet Dra	2.7990	5800.0	84	48472	No
168	GOM_NL__2PRFIN20110607_132323_000000463103_00182_48472_1363.N1	07-JUN-2011 13:23:23	Bright	46.000	89	5Alp Cep	2.4510	8000.0	92	48472	No
169	GOM_NL__2PRFIN20110607_132915_000000583103_00182_48472_1364.N1	07-JUN-2011 13:29:15	Bright	58.000	76	27Gam Cas	2.3000	30000.	116	48472	No
170	GOM_NL__2PRFIN20110607_133502_000000393103_00182_48472_1365.N1	07-JUN-2011 13:35:02	Bright	38.500	73	57Gam1And	2.2600	13100.	77	48472	No
171	GOM_NL__2PRFIN20110607_133719_000000523103_00182_48472_1366.N1	07-JUN-2011 13:37:19	Bright	52.000	53	43Bet And	2.0480	3300.0	104	48472	No
172	GOM_NL__2PRFIN20110607_134130_000000443103_00182_48472_1367.N1	07-JUN-2011 13:41:30	Twilight	43.500	105	6Bet Ari	2.6450	8900.0	87	48472	No
173	GOM_NL__2PRFIN20110607_135457_000000523103_00182_48472_1368.N1	07-JUN-2011 13:54:57	Dark	52.000	52	16Bet Cet	2.0370	4500.0	104	48472	No
174	GOM_NL__2PRFIN20110607_140128_000000473103_00182_48472_1369.N1	07-JUN-2011 14:01:28	Dark	47.000	84	Alp Phe	2.3970	4500.0	94	48472	No
175	GOM_NL__2PRFIN20110607_140445_000000623103_00183_48473_1383.N1	07-JUN-2011 14:04:45	Dark	62.000	18	24Alp PsA	1.1660	9700.0	124	48473	No
176	GOM_NL__2PRFIN20110607_140716_000000503103_00183_48473_1384.N1	07-JUN-2011 14:07:16	Dark	49.500	63	Bet Gru	2.1500	2800.0	99	48473	No
177	GOM_NL__2PRFIN20110607_140915_000000463103_00183_48473_1385.N1	07-JUN-2011 14:09:15	Dark	46.000	31	Alp Gru	1.7340	15200.	92	48473	No
178	GOM_NL__2PRFIN20110607_141343_000000433103_00183_48473_1386.N1	07-JUN-2011 14:13:43	Straylight	43.000	45	Alp Pav	1.9400	26000.	86	48473	No
179	GOM_NL__2PRFIN20110607_142222_000000463103_00183_48473_1387.N1	07-JUN-2011 14:22:22	Straylight	45.500	40	The Sco	1.8590	7100.0	91	48473	No
180	GOM_NL__2PRFIN20110607_142407_000000463103_00183_48473_1388.N1	07-JUN-2011 14:24:07	Twilight	46.000	25	35Lam Sco	1.6200	28000.	92	48473	No
181	GOM_NL__2PRFIN20110607_142527_000000523103_00183_48473_1389.N1	07-JUN-2011 14:25:27	Twilight	52.000	167	10Gam2Sgr	2.9840	4500.0	104	48473	No
182	GOM_NL__2PRFIN20110607_143103_000000433103_00183_48473_1390.N1	07-JUN-2011 14:31:03	Bright	42.500	86	35Eta Oph	2.4300	10200.	85	48473	No
183	GOM_NL__2PRFIN20110607_143249_000000403103_00183_48473_1391.N1	07-JUN-2011 14:32:49	Bright	39.500	98	13Zet Oph	2.5710	30000.	79	48473	No
184	GOM_NL__2PRFIN20110607_143456_000000383103_00183_48473_1392.N1	07-JUN-2011 14:34:56	Bright	37.500	120	1Del Oph	2.7340	3200.0	75	48473	No
185	GOM_NL__2PRFIN20110607_144231_000000403103_00183_48473_1393.N1	07-JUN-2011 14:42:31	Bright	40.000	127	27Bet Her	2.7810	4700.0	80	48473	No
186	GOM_NL__2PRFIN20110607_144544_000000403103_00183_48473_1394.N1	07-JUN-2011 14:45:44	Bright	40.000	133	40Zet Her	2.8070	6000.0	80	48473	No
187	GOM_NL__2PRFIN20110607_145252_000000423103_00183_48473_1395.N1	07-JUN-2011 14:52:52	Bright	41.500	130	23Bet Dra	2.7990	5800.0	83	48473	No
188	GOM_NL__2PRFIN20110607_150336_000000483103_00183_48473_1396.N1	07-JUN-2011 15:03:36	Bright	47.500	89	5Alp Cep	2.4510	8000.0	95	48473	No
189	GOM_NL__2PRFIN20110607_150928_000000583103_00183_48473_1397.N1	07-JUN-2011 15:09:28	Bright	58.000	76	27Gam Cas	2.3000	30000.	116	48473	No
190	GOM_NL__2PRFIN20110607_151516_000000383103_00183_48473_1398.N1	07-JUN-2011 15:15:16	Bright	38.000	73	57Gam1And	2.2600	13100.	76	48473	No
191	GOM_NL__2PRFIN20110607_151734_000000553103_00183_48473_1399.N1	07-JUN-2011 15:17:34	Bright	54.500	53	43Bet And	2.0480	3300.0	109	48473	No
192	GOM_NL__2PRFIN20110607_152144_000000433103_00183_48473_1400.N1	07-JUN-2011 15:21:44	Twilight	43.000	105	6Bet Ari	2.6450	8900.0	86	48473	No
193	GOM_NL__2PRFIN20110607_153512_000000593103_00183_48473_1401.N1	07-JUN-2011 15:35:12	Dark	58.500	52	16Bet Cet	2.0370	4500.0	117	48473	No
194	GOM_NL__2PRFIN20110607_154143_000000483103_00183_48473_1402.N1	07-JUN-2011 15:41:43	Dark	48.000	84	Alp Phe	2.3970	4500.0	96	48473	No
195	GOM_NL__2PRFIN20110607_154500_000000623103_00184_48474_1416.N1	07-JUN-2011 15:45:00	Dark	62.000	18	24Alp PsA	1.1660	9700.0	124	48474	No
196	GOM_NL__2PRFIN20110607_154731_000000493103_00184_48474_1417.N1	07-JUN-2011 15:47:31	Dark	49.000	63	Bet Gru	2.1500	2800.0	98	48474	No
197	GOM_NL__2PRFIN20110607_154930_000000463103_00184_48474_1418.N1	07-JUN-2011 15:49:30	Dark	46.000	31	Alp Gru	1.7340	15200.	92	48474	No
198	GOM_NL__2PRFIN20110607_155358_000000453103_00184_48474_1419.N1	07-JUN-2011 15:53:58	Straylight	45.000	45	Alp Pav	1.9400	26000.	90	48474	No
199	GOM_NL__2PRFIN20110607_160236_000000463103_00184_48474_1420.N1	07-JUN-2011 16:02:36	Straylight	45.500	40	The Sco	1.8590	7100.0	91	48474	No
200	GOM_NL__2PRFIN20110607_160421_000000483103_00184_48474_1421.N1	07-JUN-2011 16:04:21	Twilight	47.500	25	35Lam Sco	1.6200	28000.	95	48474	No
201	GOM_NL__2PRFIN20110607_160541_000000513103_00184_48474_1422.N1	07-JUN-2011 16:05:41	Twilight	51.000	167	10Gam2Sgr	2.9840	4500.0	102	48474	No
202	GOM_NL__2PRFIN20110607_161117_000000433103_00184_48474_1423.N1	07-JUN-2011 16:11:17	Bright	42.500	86	35Eta Oph	2.4300	10200.	85	48474	No
203	GOM_NL__2PRFIN20110607_161303_000000403103_00184_48474_1424.N1	07-JUN-2011 16:13:03	Bright	40.000	98	13Zet Oph	2.5710	30000.	80	48474	No
204	GOM_NL__2PRFIN20110607_161511_000000383103_00184_48474_1425.N1	07-JUN-2011 16:15:11	Bright	37.500	120	1Del Oph	2.7340	3200.0	75	48474	No
205	GOM_NL__2PRFIN20110607_162245_000000393103_00184_48474_1426.N1	07-JUN-2011 16:22:45	Bright	38.500	127	27Bet Her	2.7810	4700.0	77	48474	No
206	GOM_NL__2PRFIN20110607_162557_000000403103_00184_48474_1427.N1	07-JUN-2011 16:25:57	Bright	40.000	133	40Zet Her	2.8070	6000.0	80	48474	No
207	GOM_NL__2PRFIN20110607_163306_000000443103_00184_48474_1428.N1	07-JUN-2011 16:33:06	Bright	44.000	130	23Bet Dra	2.7990	5800.0	88	48474	No
208	GOM_NL__2PRFIN20110607_164350_000000483103_00184_48474_1429.N1	07-JUN-2011 16:43:50	Bright	48.000	89	5Alp Cep	2.4510	8000.0	96	48474	No
209	GOM_NL__2PRFIN20110607_164942_000000373103_00184_48474_1430.N1	07-JUN-2011 16:49:42	Bright	36.500	76	27Gam Cas	2.3000	30000.	73	48474	No
210	GOM_NL__2PRFIN20110607_165530_000000383103_00184_48474_1431.N1	07-JUN-2011 16:55:30	Bright	38.000	73	57Gam1And	2.2600	13100.	76	48474	No
211	GOM_NL__2PRFIN20110607_165748_000000503103_00184_48474_1432.N1	07-JUN-2011 16:57:48	Bright	50.000	53	43Bet And	2.0480	3300.0	100	48474	No
212	GOM_NL__2PRFIN20110607_170158_000000443103_00184_48474_1433.N1	07-JUN-2011 17:01:58	Twilight	44.000	105	6Bet Ari	2.6450	8900.0	88	48474	No
213	GOM_NL__2PRFIN20110607_171526_000000533103_00184_48474_1434.N1	07-JUN-2011 17:15:26	Dark	52.500	52	16Bet Cet	2.0370	4500.0	105	48474	No
214	GOM_NL__2PRFIN20110607_172158_000000533103_00184_48474_1435.N1	07-JUN-2011 17:21:58	Dark	52.500	84	Alp Phe	2.3970	4500.0	105	48474	No
215	GOM_NL__2PRFIN20110607_172516_000000583103_00185_48475_1768.N1	07-JUN-2011 17:25:16	Dark	58.000	18	24Alp PsA	1.1660	9700.0	116	48475	No
216	GOM_NL__2PRFIN20110607_172746_000000623103_00185_48475_1769.N1	07-JUN-2011 17:27:46	Dark	61.500	63	Bet Gru	2.1500	2800.0	123	48475	No
217	GOM_NL__2PRFIN20110607_172944_000000483103_00185_48475_1770.N1	07-JUN-2011 17:29:44	Dark	48.000	31	Alp Gru	1.7340	15200.	96	48475	No
218	GOM_NL__2PRFIN20110607_173412_000000413103_00185_48475_1771.N1	07-JUN-2011 17:34:12	Straylight	41.000	45	Alp Pav	1.9400	26000.	82	48475	No
219	GOM_NL__2PRFIN20110607_174251_000000493103_00185_48475_1772.N1	07-JUN-2011 17:42:51	Straylight	49.000	40	The Sco	1.8590	7100.0	98	48475	No

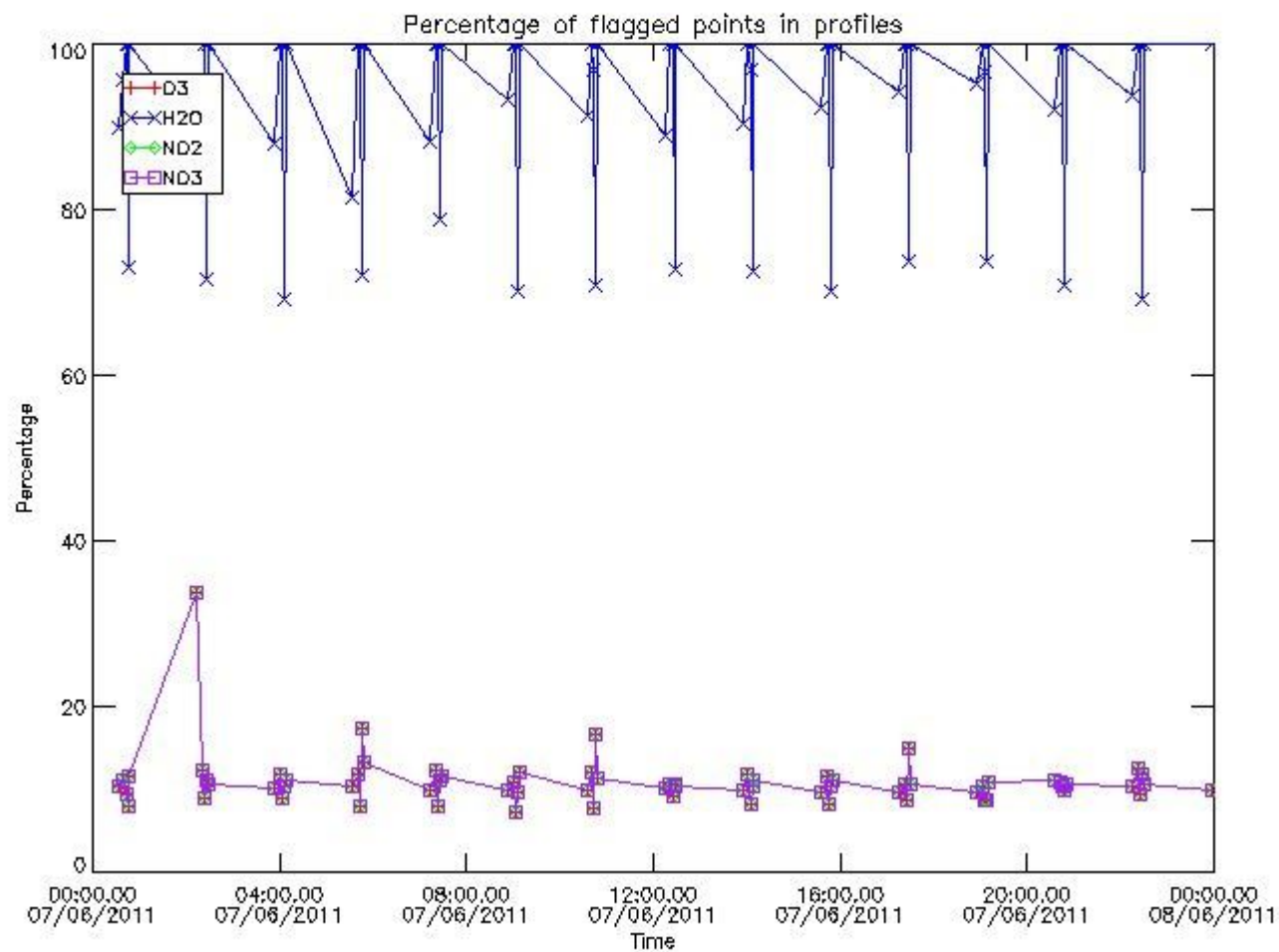
220	GOM_NL__2PRFIN20110607_174436_000000473103_00185_48475_1773.N1	07-JUN-2011 17:44:36	Twilight	47.000	25	35Lam Sco	1.6200	28000.	94	48475	No
221	GOM_NL__2PRFIN20110607_174556_000000493103_00185_48475_1774.N1	07-JUN-2011 17:45:56	Twilight	49.000	167	10Gam2Sgr	2.9840	4500.0	98	48475	No
222	GOM_NL__2PRFIN20110607_175131_000000423103_00185_48475_1775.N1	07-JUN-2011 17:51:31	Bright	42.000	86	35Eta Oph	2.4300	10200.	84	48475	No
223	GOM_NL__2PRFIN20110607_175317_000000403103_00185_48475_1776.N1	07-JUN-2011 17:53:17	Bright	39.500	98	13Zet Oph	2.5710	30000.	79	48475	No
224	GOM_NL__2PRFIN20110607_175525_000000383103_00185_48475_1777.N1	07-JUN-2011 17:55:25	Bright	37.500	120	1Del Oph	2.7340	3200.0	75	48475	No
225	GOM_NL__2PRFIN20110607_180259_000000393103_00185_48475_1778.N1	07-JUN-2011 18:02:59	Bright	39.000	127	27Bet Her	2.7810	4700.0	78	48475	No
226	GOM_NL__2PRFIN20110607_180611_000000403103_00185_48475_1779.N1	07-JUN-2011 18:06:11	Bright	40.000	133	40Zet Her	2.8070	6000.0	80	48475	No
227	GOM_NL__2PRFIN20110607_181319_000000413103_00185_48475_1780.N1	07-JUN-2011 18:13:19	Bright	41.000	130	23Bet Dra	2.7990	5800.0	82	48475	No
228	GOM_NL__2PRFIN20110607_182403_000000483103_00185_48475_1781.N1	07-JUN-2011 18:24:03	Bright	48.000	89	5Alp Cep	2.4510	8000.0	96	48475	No
229	GOM_NL__2PRFIN20110607_182956_000000413103_00185_48475_1782.N1	07-JUN-2011 18:29:56	Bright	40.500	76	27Gam Cas	2.3000	30000.	81	48475	No
230	GOM_NL__2PRFIN20110607_183544_000000553103_00185_48475_1783.N1	07-JUN-2011 18:35:44	Bright	55.000	73	57Gam1And	2.2600	13100.	110	48475	No
231	GOM_NL__2PRFIN20110607_183802_000000483103_00185_48475_1784.N1	07-JUN-2011 18:38:02	Bright	48.000	53	43Bet And	2.0480	3300.0	96	48475	No
232	GOM_NL__2PRFIN20110607_184213_000000463103_00185_48475_1785.N1	07-JUN-2011 18:42:13	Twilight	45.500	105	6Bet Ari	2.6450	8900.0	91	48475	No
233	GOM_NL__2PRFIN20110607_185541_000000533103_00185_48475_1786.N1	07-JUN-2011 18:55:41	Dark	52.500	52	16Bet Cet	2.0370	4500.0	105	48475	No
234	GOM_NL__2PRFIN20110607_190213_000000503103_00185_48475_1787.N1	07-JUN-2011 19:02:13	Dark	49.500	84	Alp Phe	2.3970	4500.0	99	48475	No
235	GOM_NL__2PRFIN20110607_190531_000000583103_00186_48476_1792.N1	07-JUN-2011 19:05:31	Dark	58.000	18	24Alp PsA	1.1660	9700.0	116	48476	No
236	GOM_NL__2PRFIN20110607_190801_000000603103_00186_48476_1793.N1	07-JUN-2011 19:08:01	Dark	59.500	63	Bet Gru	2.1500	2800.0	119	48476	No
237	GOM_NL__2PRFIN20110607_191000_000000483103_00186_48476_1794.N1	07-JUN-2011 19:10:00	Dark	47.500	31	Alp Gru	1.7340	15200.	95	48476	No
238	GOM_NL__2PRFIN20110607_191427_000000413103_00186_48476_1795.N1	07-JUN-2011 19:14:27	Straylight	41.000	45	Alp Pav	1.9400	26000.	82	48476	No
239	GOM_NL__2PRFIN20110607_192305_000000443103_00186_48476_1796.N1	07-JUN-2011 19:23:05	Straylight	43.500	40	The Sco	1.8590	7100.0	87	48476	No
240	GOM_NL__2PRFIN20110607_192450_000000463103_00186_48476_1797.N1	07-JUN-2011 19:24:50	Twilight	46.000	25	35Lam Sco	1.6200	28000.	92	48476	No
241	GOM_NL__2PRFIN20110607_192610_000000523103_00186_48476_1798.N1	07-JUN-2011 19:26:10	Twilight	51.500	167	10Gam2Sgr	2.9840	4500.0	103	48476	No
242	GOM_NL__2PRFIN20110607_193145_000000423103_00186_48476_1799.N1	07-JUN-2011 19:31:45	Bright	41.500	86	35Eta Oph	2.4300	10200.	83	48476	No
243	GOM_NL__2PRFIN20110607_193332_000000403103_00186_48476_1800.N1	07-JUN-2011 19:33:32	Bright	39.500	98	13Zet Oph	2.5710	30000.	79	48476	No
244	GOM_NL__2PRFIN20110607_193539_000000383103_00186_48476_1801.N1	07-JUN-2011 19:35:39	Bright	37.500	120	1Del Oph	2.7340	3200.0	75	48476	No
245	GOM_NL__2PRFIN20110607_194313_000000423103_00186_48476_1802.N1	07-JUN-2011 19:43:13	Bright	41.500	127	27Bet Her	2.7810	4700.0	83	48476	No
246	GOM_NL__2PRFIN20110607_194625_000000403103_00186_48476_1803.N1	07-JUN-2011 19:46:25	Bright	40.000	133	40Zet Her	2.8070	6000.0	80	48476	No
247	GOM_NL__2PRFIN20110607_195333_000000453103_00186_48476_1804.N1	07-JUN-2011 19:53:33	Bright	44.500	130	23Bet Dra	2.7990	5800.0	89	48476	No
248	GOM_NL__2PRFIN20110607_200416_000000473103_00186_48476_1805.N1	07-JUN-2011 20:04:16	Bright	47.000	89	5Alp Cep	2.4510	8000.0	94	48476	No
249	GOM_NL__2PRFIN20110607_201010_000000373103_00186_48476_1806.N1	07-JUN-2011 20:10:10	Bright	36.500	76	27Gam Cas	2.3000	30000.	73	48476	No
250	GOM_NL__2PRFIN20110607_201558_000000553103_00186_48476_1807.N1	07-JUN-2011 20:15:58	Bright	55.000	73	57Gam1And	2.2600	13100.	110	48476	No
251	GOM_NL__2PRFIN20110607_201816_000000613103_00186_48476_1808.N1	07-JUN-2011 20:18:16	Bright	61.000	53	43Bet And	2.0480	3300.0	122	48476	No
252	GOM_NL__2PRFIN20110607_202227_000000433103_00186_48476_1809.N1	07-JUN-2011 20:22:27	Twilight	42.500	105	6Bet Ari	2.6450	8900.0	85	48476	No
253	GOM_NL__2PRFIN20110607_203556_000000513103_00186_48476_1810.N1	07-JUN-2011 20:35:56	Dark	50.500	52	16Bet Cet	2.0370	4500.0	101	48476	No
254	GOM_NL__2PRFIN20110607_204227_000000473103_00186_48476_1811.N1	07-JUN-2011 20:42:27	Dark	46.500	84	Alp Phe	2.3970	4500.0	93	48476	No
255	GOM_NL__2PRFIN20110607_204547_000000543103_00187_48477_1826.N1	07-JUN-2011 20:45:47	Dark	54.000	18	24Alp PsA	1.1660	9700.0	108	48477	No
256	GOM_NL__2PRFIN20110607_204815_000000523103_00187_48477_1827.N1	07-JUN-2011 20:48:15	Dark	52.000	63	Bet Gru	2.1500	2800.0	104	48477	No
257	GOM_NL__2PRFIN20110607_205015_000000493103_00187_48477_1828.N1	07-JUN-2011 20:50:15	Dark	48.500	31	Alp Gru	1.7340	15200.	97	48477	No
258	GOM_NL__2PRFIN20110607_205442_000000423103_00187_48477_1829.N1	07-JUN-2011 20:54:42	Straylight	41.500	45	Alp Pav	1.9400	26000.	83	48477	No
259	GOM_NL__2PRFIN20110607_210320_000000443103_00187_48477_1830.N1	07-JUN-2011 21:03:20	Straylight	44.000	40	The Sco	1.8590	7100.0	88	48477	No
260	GOM_NL__2PRFIN20110607_210504_000000433103_00187_48477_1831.N1	07-JUN-2011 21:05:04	Twilight	43.000	25	35Lam Sco	1.6200	28000.	86	48477	No
261	GOM_NL__2PRFIN20110607_210625_000000503103_00187_48477_1832.N1	07-JUN-2011 21:06:25	Twilight	50.000	167	10Gam2Sgr	2.9840	4500.0	100	48477	No
262	GOM_NL__2PRFIN20110607_211159_000000433103_00187_48477_1833.N1	07-JUN-2011 21:11:59	Bright	43.000	86	35Eta Oph	2.4300	10200.	86	48477	No
263	GOM_NL__2PRFIN20110607_211346_000000393103_00187_48477_1834.N1	07-JUN-2011 21:13:46	Bright	39.000	98	13Zet Oph	2.5710	30000.	78	48477	No
264	GOM_NL__2PRFIN20110607_211553_000000383103_00187_48477_1835.N1	07-JUN-2011 21:15:53	Bright	37.500	120	1Del Oph	2.7340	3200.0	75	48477	No
265	GOM_NL__2PRFIN20110607_212327_000000423103_00187_48477_1836.N1	07-JUN-2011 21:23:27	Bright	41.500	127	27Bet Her	2.7810	4700.0	83	48477	No
266	GOM_NL__2PRFIN20110607_212638_000000403103_00187_48477_1837.N1	07-JUN-2011 21:26:38	Bright	39.500	133	40Zet Her	2.8070	6000.0	79	48477	No
267	GOM_NL__2PRFIN20110607_213346_000000453103_00187_48477_1838.N1	07-JUN-2011 21:33:46	Bright	45.000	130	23Bet Dra	2.7990	5800.0	90	48477	No
268	GOM_NL__2PRFIN20110607_214430_000000463103_00187_48477_1839.N1	07-JUN-2011 21:44:30	Bright	46.000	89	5Alp Cep	2.4510	8000.0	92	48477	No
269	GOM_NL__2PRFIN20110607_215024_000000393103_00187_48477_1840.N1	07-JUN-2011 21:50:24	Bright	38.500	76	27Gam Cas	2.3000	30000.	77	48477	No
270	GOM_NL__2PRFIN20110607_215612_000000553103_00187_48477_1841.N1	07-JUN-2011 21:56:12	Bright	55.000	73	57Gam1And	2.2600	13100.	110	48477	No
271	GOM_NL__2PRFIN20110607_215830_000000563103_00187_48477_1842.N1	07-JUN-2011 21:58:30	Bright	55.500	53	43Bet And	2.0480	3300.0	111	48477	No
272	GOM_NL__2PRFIN20110607_220241_000000423103_00187_48477_1843.N1	07-JUN-2011 22:02:41	Twilight	41.500	105	6Bet Ari	2.6450	8900.0	83	48477	No
273	GOM_NL__2PRFIN20110607_221611_000000493103_00187_48477_1844.N1	07-JUN-2011 22:16:11	Dark	49.000	52	16Bet Cet	2.0370	4500.0	98	48477	No
274	GOM_NL__2PRFIN20110607_222242_000000413103_00187_48477_1845.N1	07-JUN-2011 22:22:42	Dark	41.000	84	Alp Phe	2.3970	4500.0	82	48477	No
275	GOM_NL__2PRFIN20110607_222602_000000543103_00188_48478_1839.N1	07-JUN-2011 22:26:02	Dark	54.000	18	24Alp PsA	1.1660	9700.0	108	48478	No
276	GOM_NL__2PRFIN20110607_222830_000000483103_00188_48478_1840.N1	07-JUN-2011 22:28:30	Dark	47.500	63	Bet Gru	2.1500	2800.0	95	48478	No
277	GOM_NL__2PRFIN20110607_223029_000000493103_00188_48478_1841.N1	07-JUN-2011 22:30:29	Dark	48.500	31	Alp Gru	1.7340	15200.	97	48478	No
278	GOM_NL__2PRFIN20110607_223456_000000433103_00188_48478_1842.N1	07-JUN-2011 22:34:56	Straylight	43.000	45	Alp Pav	1.9400	26000.	86	48478	No

279	GOM_NL__2PRFIN20110607_224334_000000473103_00188_48478_1843.N1	07-JUN-2011 22:43:34	Straylight	46.500	40	The Sco	1.8590	7100.0	93	48478	No
280	GOM_NL__2PRFIN20110607_224519_000000463103_00188_48478_1844.N1	07-JUN-2011 22:45:19	Twilight	45.500	25	35Lam Sco	1.6200	28000.	91	48478	No
281	GOM_NL__2PRFIN20110607_224639_000000503103_00188_48478_1845.N1	07-JUN-2011 22:46:39	Twilight	50.000	167	10Gam2Sgr	2.9840	4500.0	100	48478	No
282	GOM_NL__2PRFIN20110607_225213_000000423103_00188_48478_1846.N1	07-JUN-2011 22:52:13	Bright	41.500	86	35Eta Oph	2.4300	10200.	83	48478	No
283	GOM_NL__2PRFIN20110607_225359_000000393103_00188_48478_1847.N1	07-JUN-2011 22:53:59	Bright	39.000	98	13Zet Oph	2.5710	30000.	78	48478	No
284	GOM_NL__2PRFIN20110607_225606_000000383103_00188_48478_1848.N1	07-JUN-2011 22:56:06	Bright	37.500	120	1Del Oph	2.7340	3200.0	75	48478	No
285	GOM_NL__2PRFIN20110607_225928_000000283103_00188_48478_1849.N1	07-JUN-2011 22:59:28	Twilight	28.000	126	60Bet Oph	2.7700	4250.0	56	48478	No
286	GOM_NL__2PRFIN20110607_230340_000000403103_00188_48478_1850.N1	07-JUN-2011 23:03:40	Bright	40.000	127	27Bet Her	2.7810	4700.0	80	48478	No
287	GOM_NL__2PRFIN20110607_230652_000000413103_00188_48478_1851.N1	07-JUN-2011 23:06:52	Bright	40.500	133	40Zet Her	2.8070	6000.0	81	48478	No
288	GOM_NL__2PRFIN20110607_231359_000000433103_00188_48478_1852.N1	07-JUN-2011 23:13:59	Bright	43.000	130	23Bet Dra	2.7990	5800.0	86	48478	No
289	GOM_NL__2PRFIN20110607_232443_000000483103_00188_48478_1853.N1	07-JUN-2011 23:24:43	Bright	48.000	89	5Alp Cep	2.4510	8000.0	96	48478	No
290	GOM_NL__2PRFIN20110607_233037_000000423103_00188_48478_1854.N1	07-JUN-2011 23:30:37	Bright	41.500	76	27Gam Cas	2.3000	30000.	83	48478	No
291	GOM_NL__2PRFIN20110607_233626_000000493103_00188_48478_1855.N1	07-JUN-2011 23:36:26	Bright	48.500	73	57Gam1And	2.2600	13100.	97	48478	No
292	GOM_NL__2PRFIN20110607_233844_000000613103_00188_48478_1856.N1	07-JUN-2011 23:38:44	Bright	61.000	53	43Bet And	2.0480	3300.0	122	48478	No
293	GOM_NL__2PRFIN20110607_234159_000000533103_00188_48478_1857.N1	07-JUN-2011 23:41:59	Twilight	53.000	50	13Alp Ari	2.0070	4250.0	106	48478	No
294	GOM_NL__2PRFIN20110607_235625_000000513103_00188_48478_1858.N1	07-JUN-2011 23:56:25	Dark	51.000	52	16Bet Cet	2.0370	4500.0	102	48478	No

3. Quality information per product

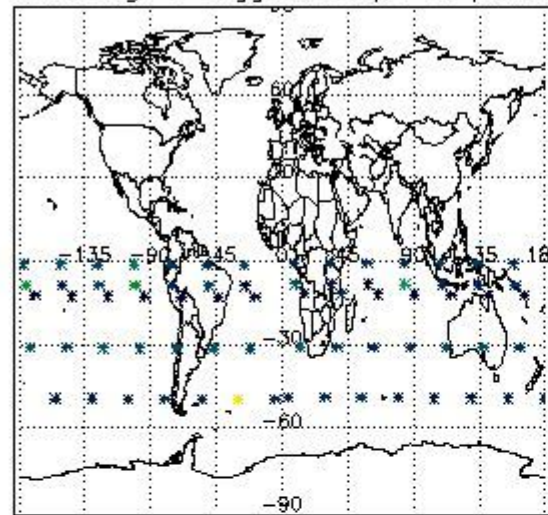
In this section it is plotted some information contained in the Quality Summary data set of the level 2 products. Only products in dark limb conditions and without errors (error flag in the MPH set to "0") are used.

3.1 Plot quality information per product (time dependant)

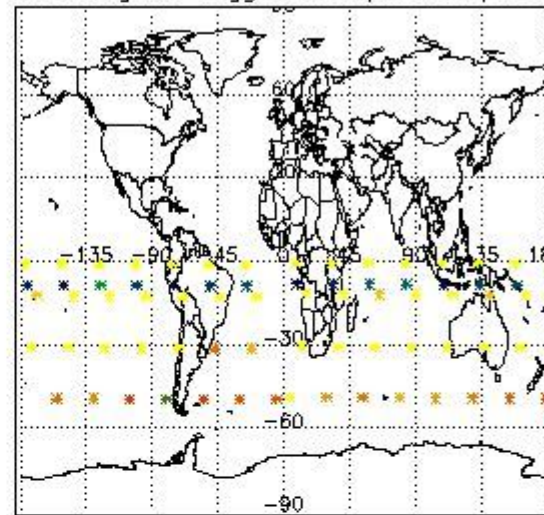


3.2 Plot quality information per product (world map)

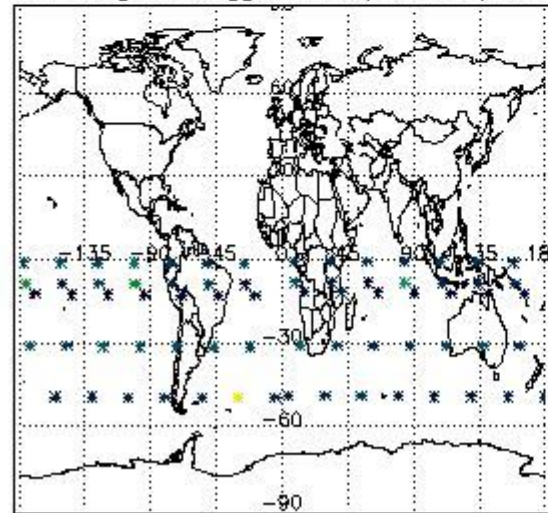
Percentage of flagged data per O3 profile



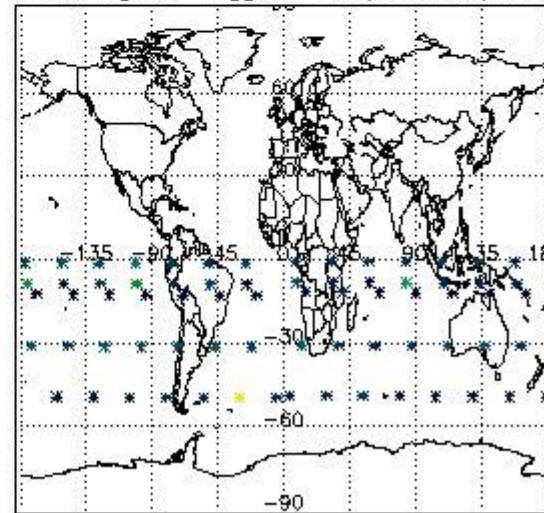
Percentage of flagged data per H2O profile



Percentage of flagged data per NO2 profile



Percentage of flagged data per NO3 profile

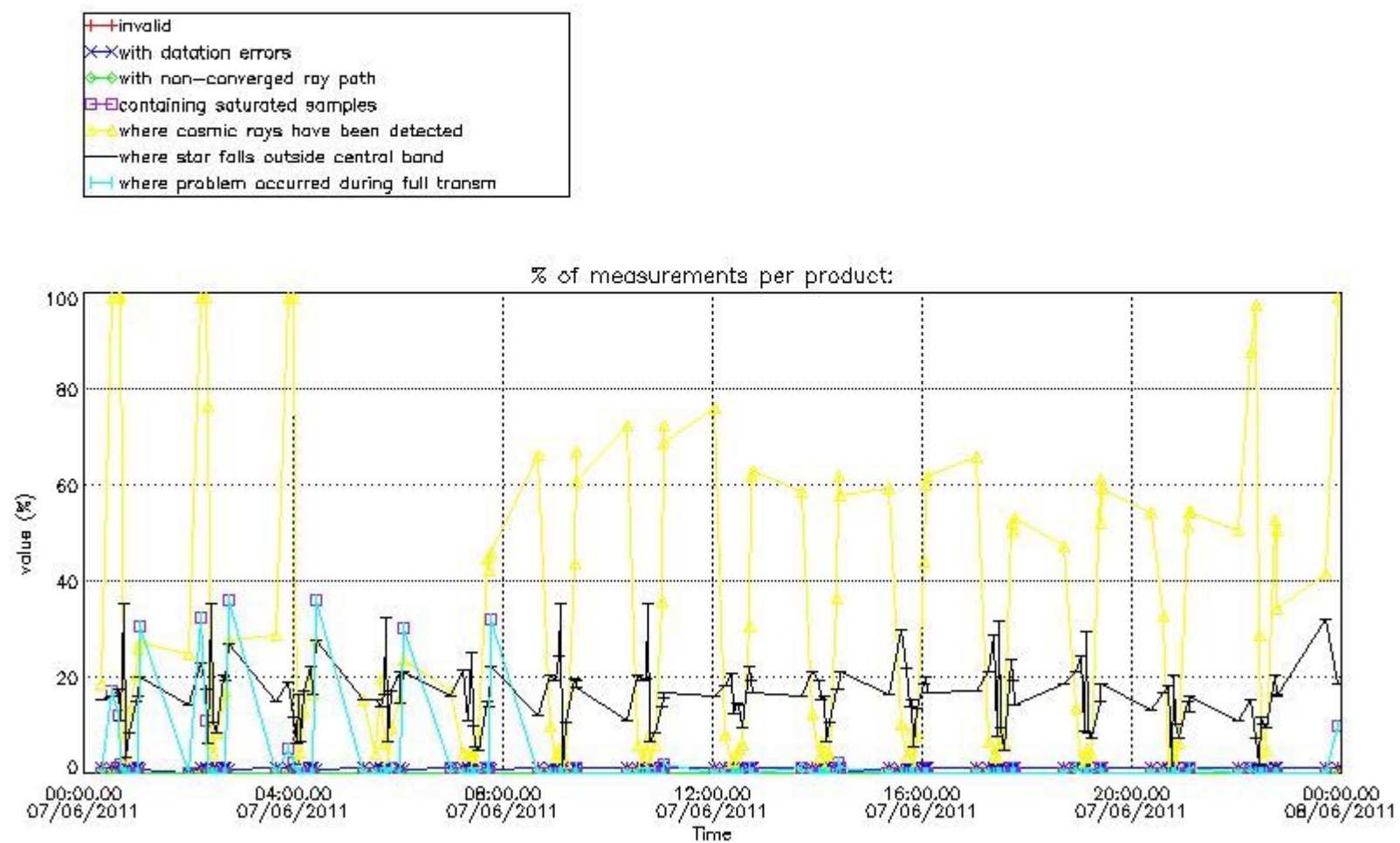


4. Level 1 quality information per product

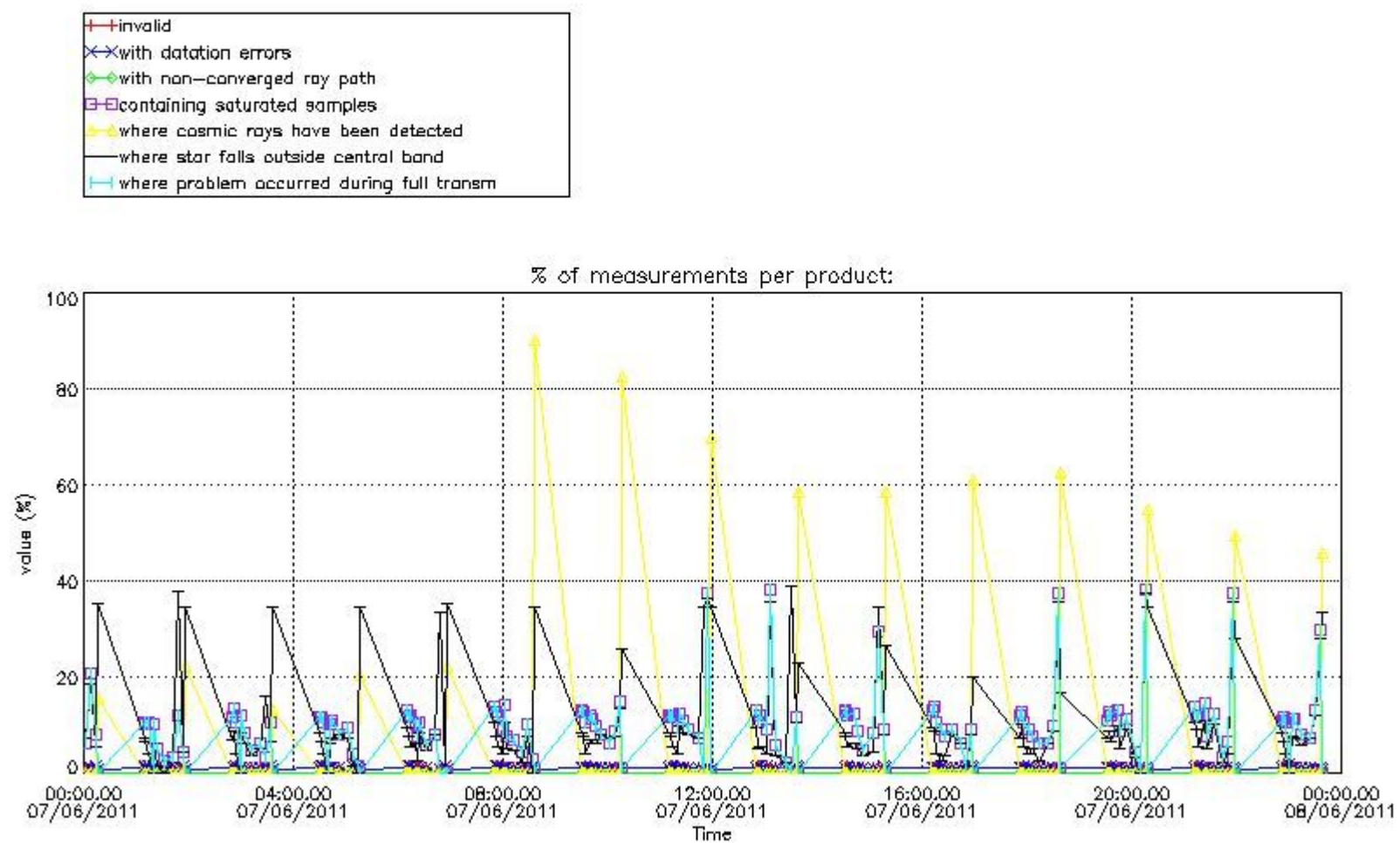
In this section it is plotted some information contained in the Quality Summary data set of the level 2 products that comes from the level 1b processing. Products without errors (error flag in the MPH set to "0") are used.

4.1 Plot quality information per product (time dependant) coming from level 1b processing

4.1.1 Plot level 1 quality information per product (time dependant): ENVISAT ASCENDING passes

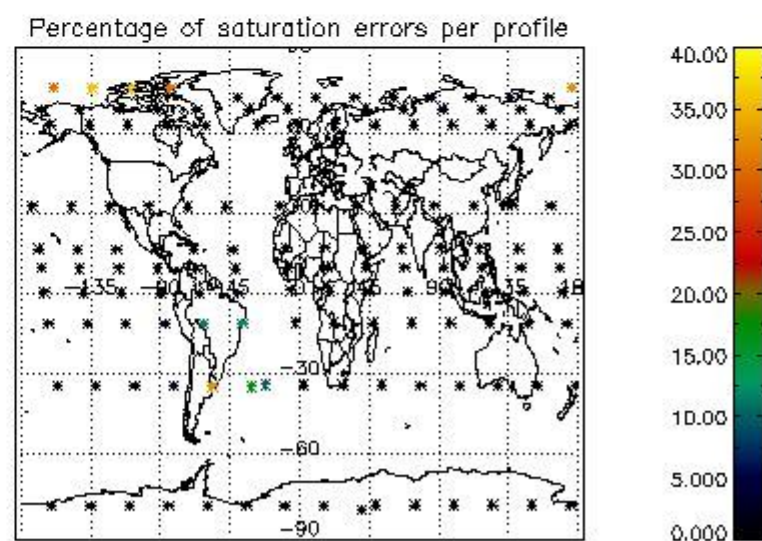
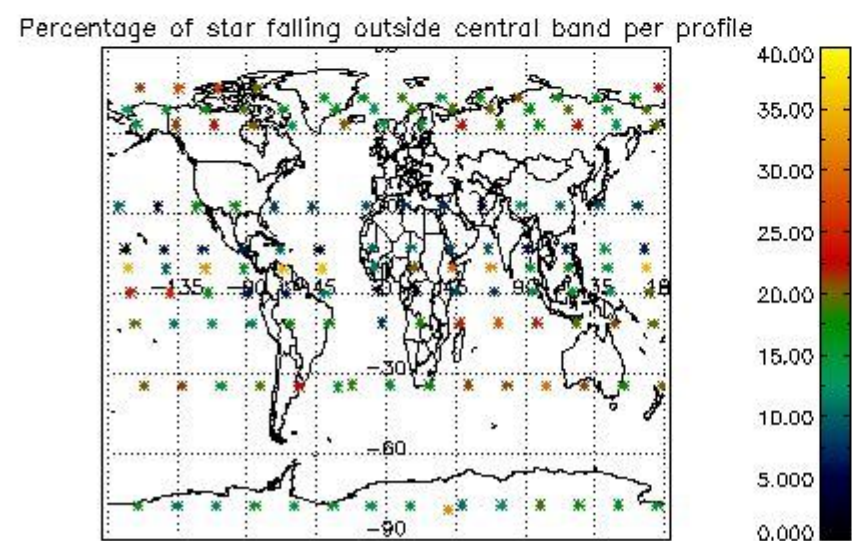
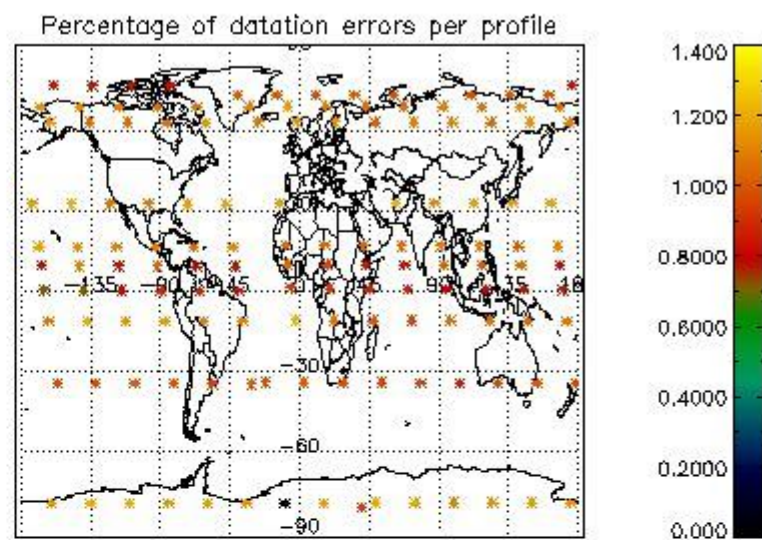
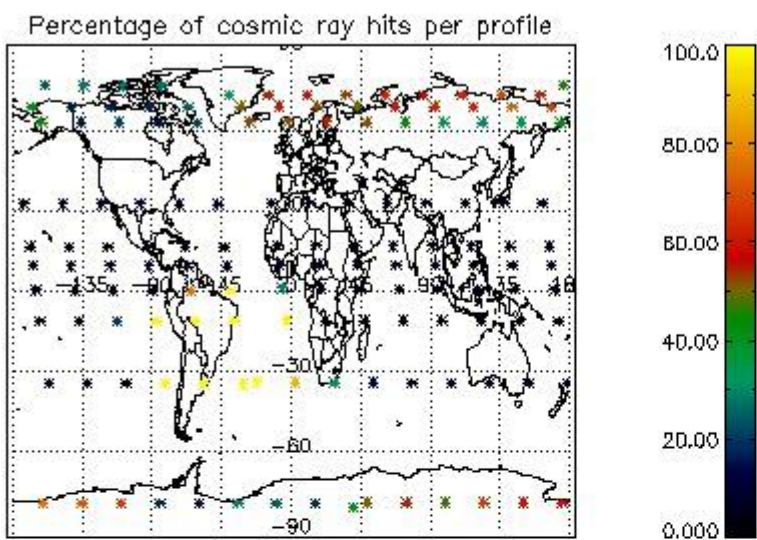


4.1.2 Plot level 1 quality information per product (time dependant): ENVI SAT DESCENDING passes

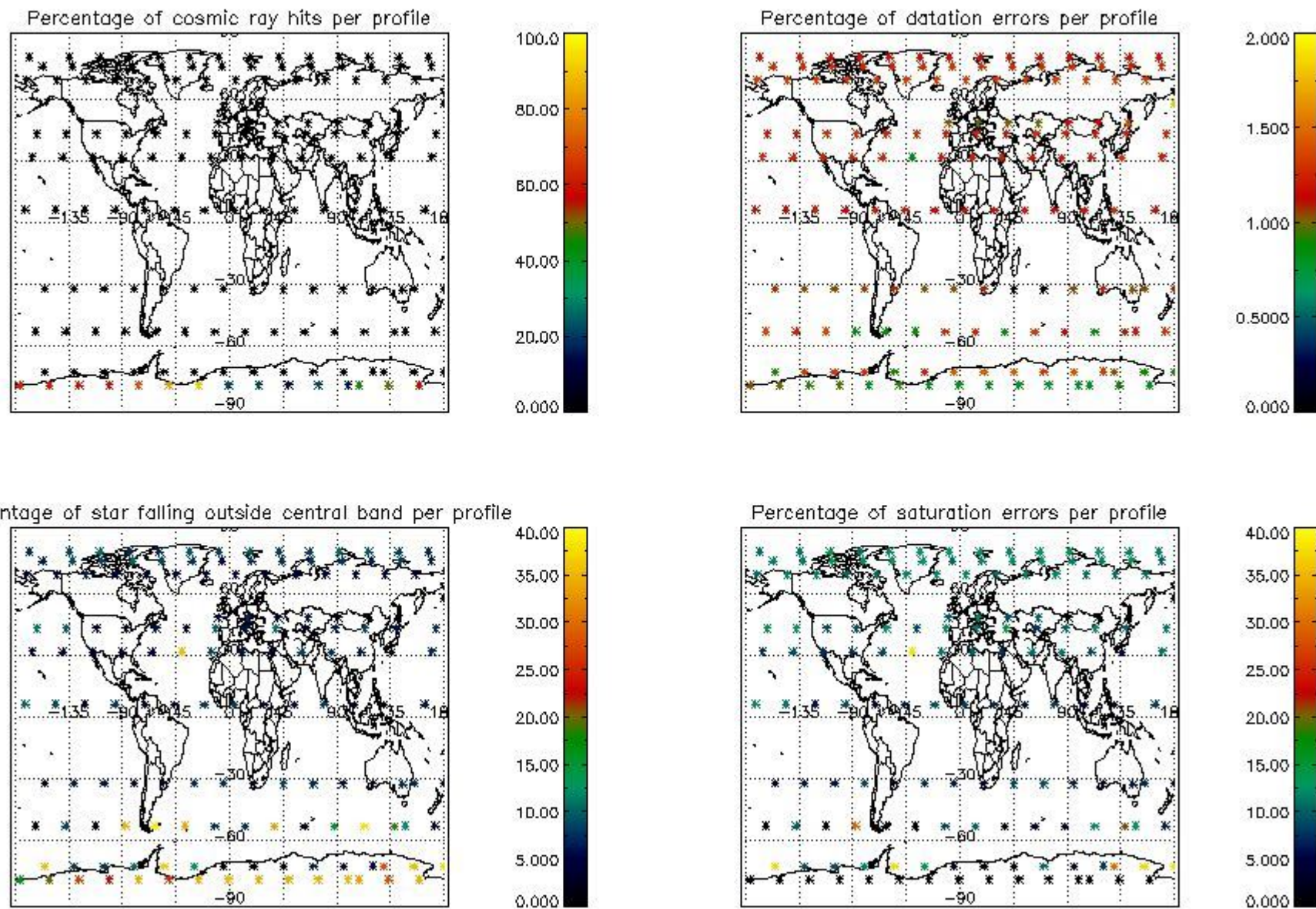


4.2 Plot quality information per product coming from level 1b processing (world map)

4.2.1 Plot level 1 quality information per product (world map): ENVISAT ASCENDING passes



4.2.2 Plot level 1 quality information per product (world map): ENVISAT DESCENDING passes



5. Trace gas profiles

5.1 Ozone statistics based on quality of products

The final quality of the products can be "measured" using the STD (Standard Deviation) attached to every point profile. This information is written to the parameter GOM_NL__2P/NL_LOCAL_SPECIES_DENSITY/o3_std of the level 2 products. The table below shows the statistics for given STD ranges.

The statistics are given with respect to the overall valid production:

- Products without fatal errors: GOM_NL__2P/MPH/PRODUCT_ERR=0
- Valid point profile: GOM_NL__2P/NL_LOCAL_SPECIES_DENSITY/pcd(0)=0

The 'Criteria' is applied to valid points of dark limb products:

- Products in dark limb illumination condition: GOM_NL__2P/NL_SUMMARY_QUALITY/obs_ill_cond=0
- Products without fatal errors: GOM_NL__2P/MPH/PRODUCT_ERR=0
- Valid point profile: GOM_NL__2P/NL_LOCAL_SPECIES_DENSITY/pcd(0)=0

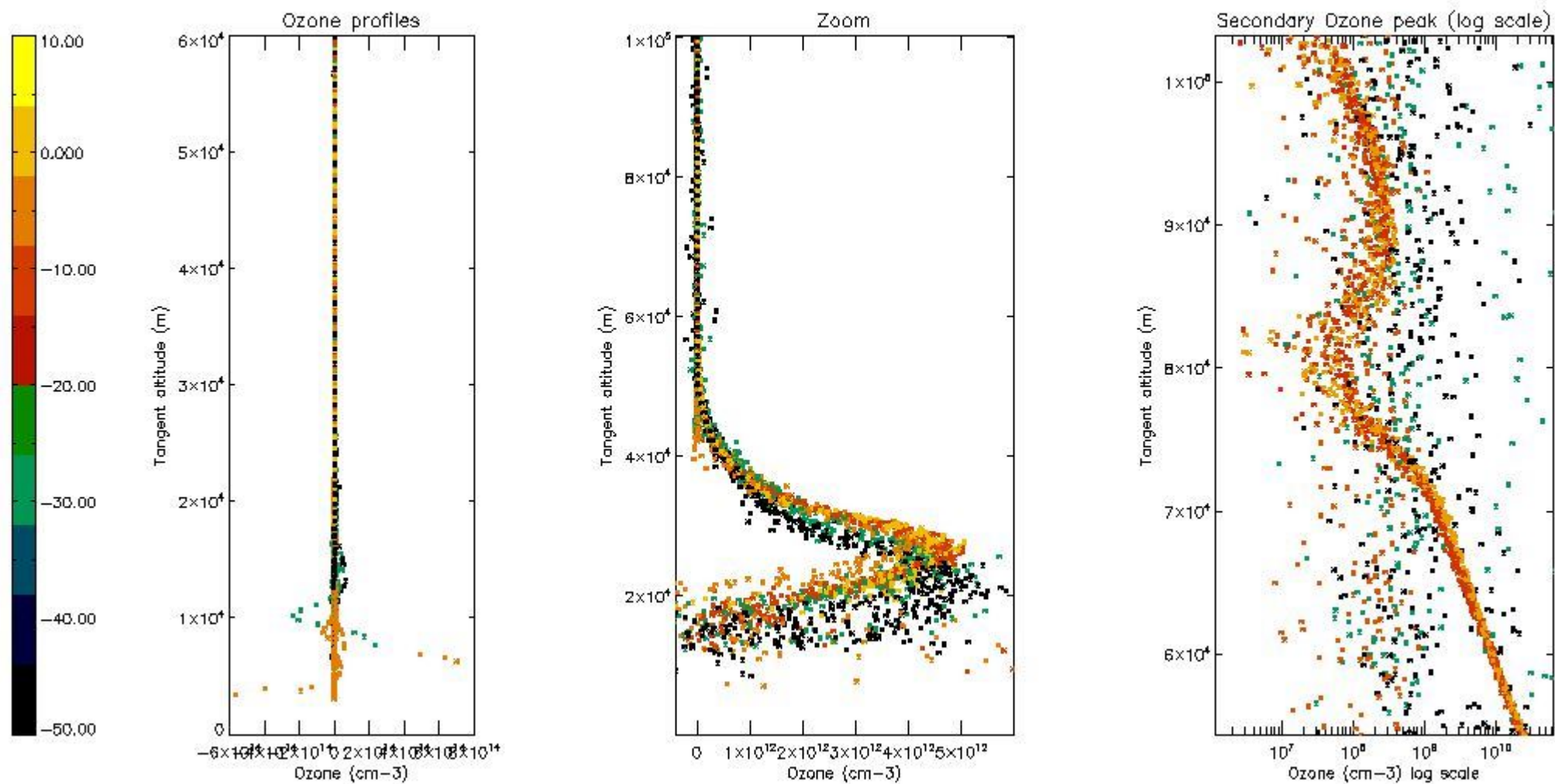
So, the table below shows the percentage of dark limb and valid observations for each criteria with respect to the overall valid daily observations.

Criteria	% of total production
All STD	28
STD < 20	11

STD < 10	7
STD < 5	6

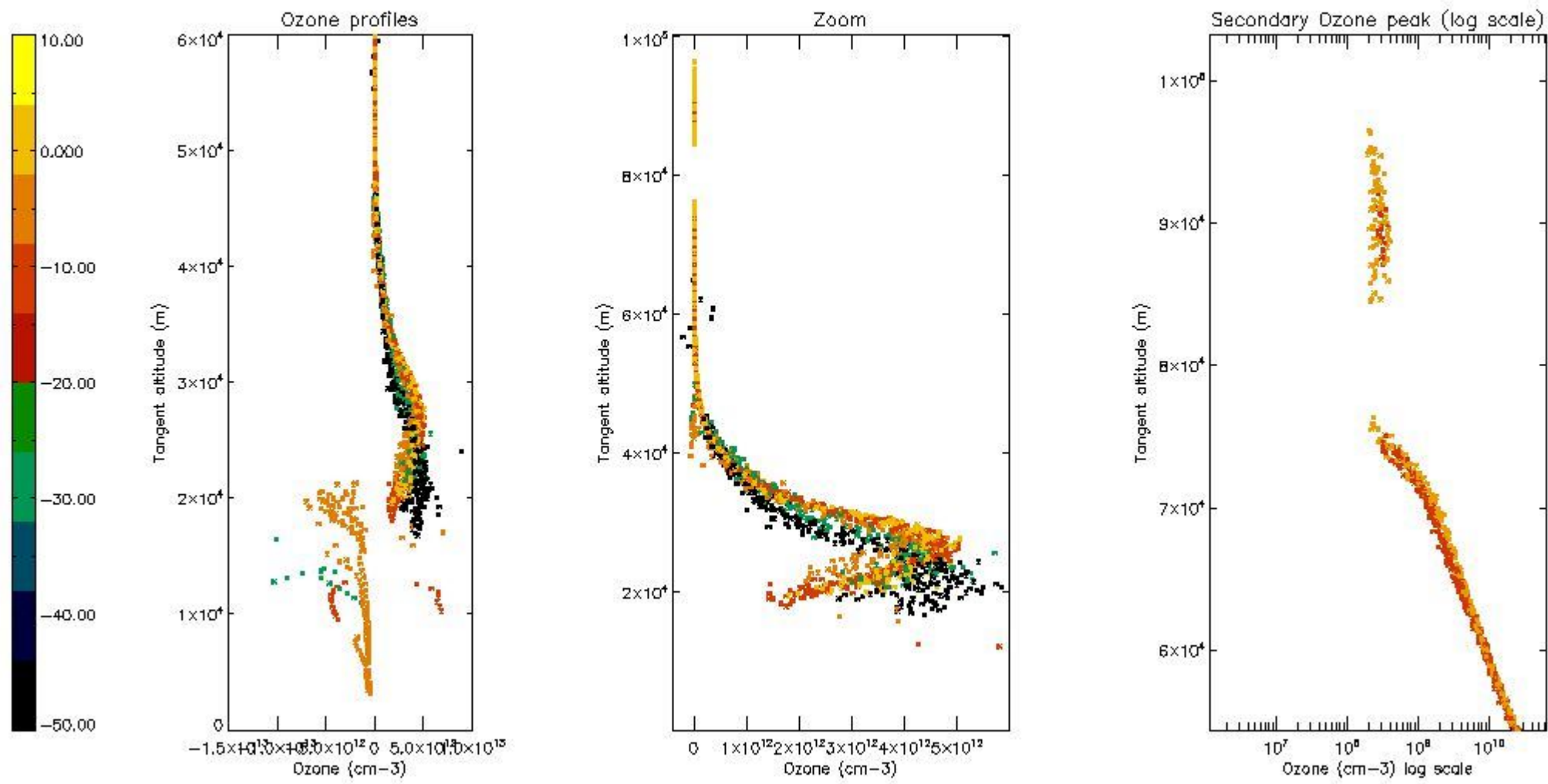
5.2 Plot ozone profiles for all STD (dark without errors)

The colorbar represents the latitude.



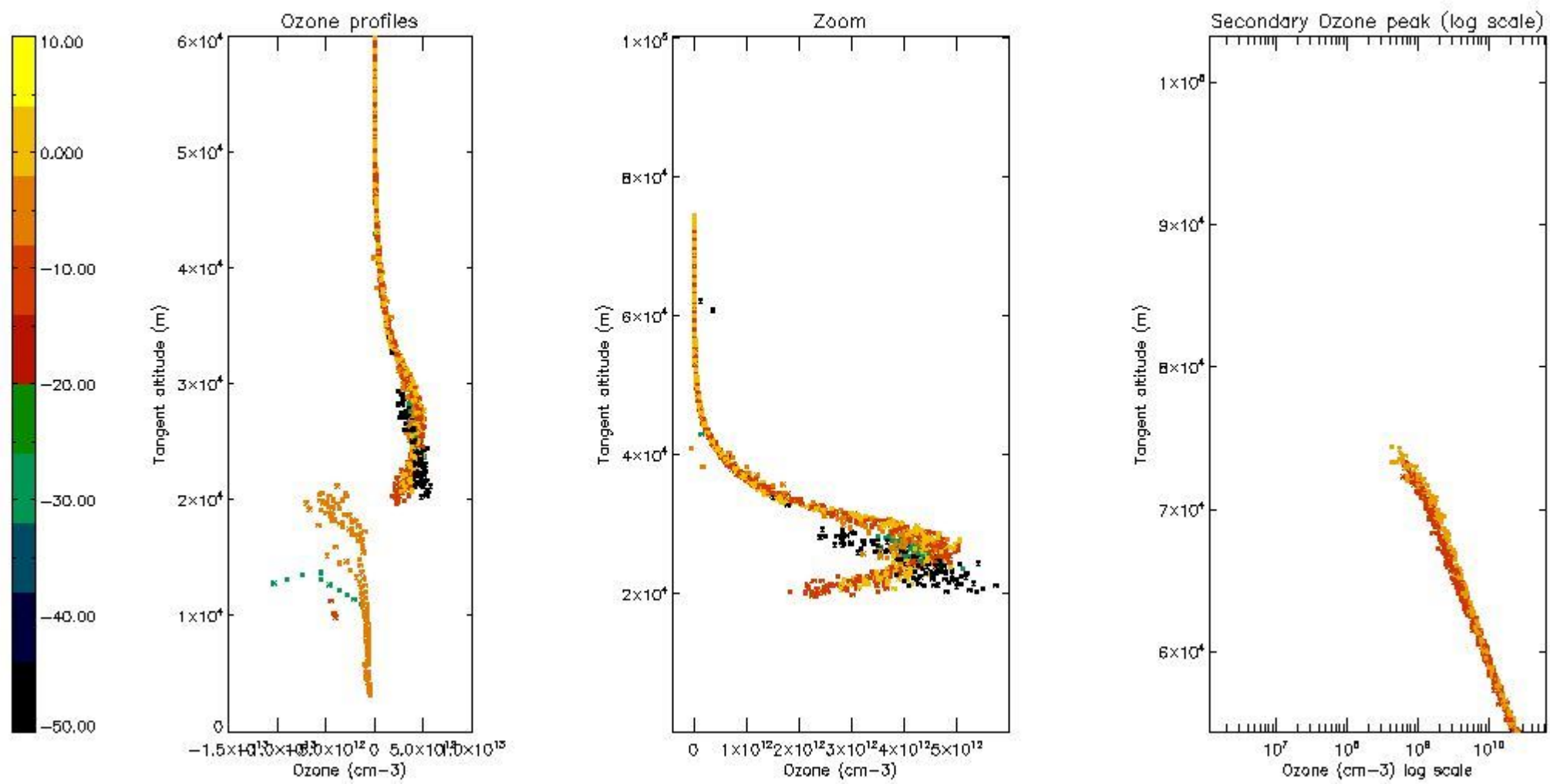
5.3 Plot ozone profiles where STD < 20% (dark without errors)

The colorbar represents the latitude.



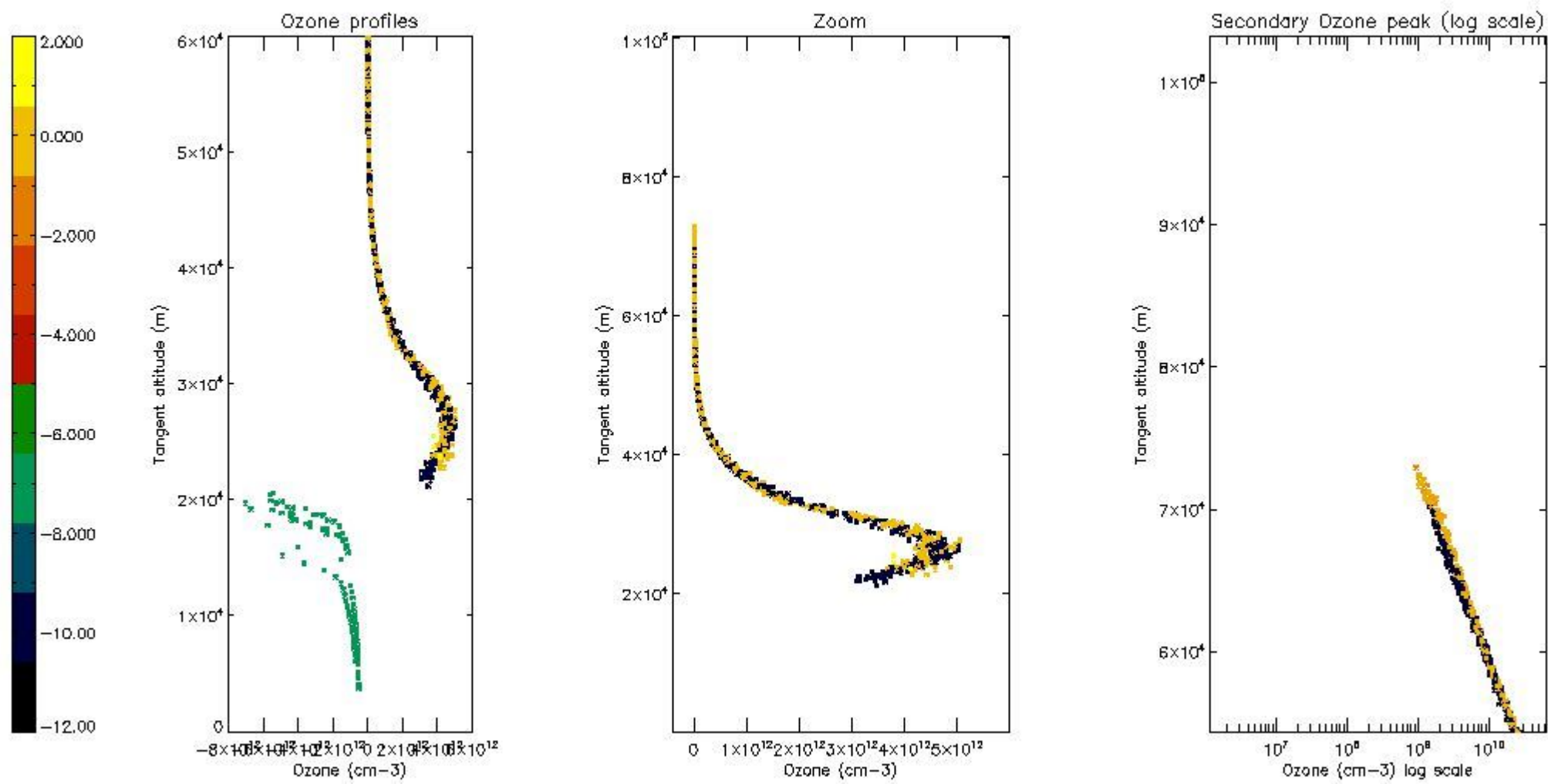
5.4 Plot ozone profiles where STD < 10% (dark without errors)

The colorbar represents the latitude.



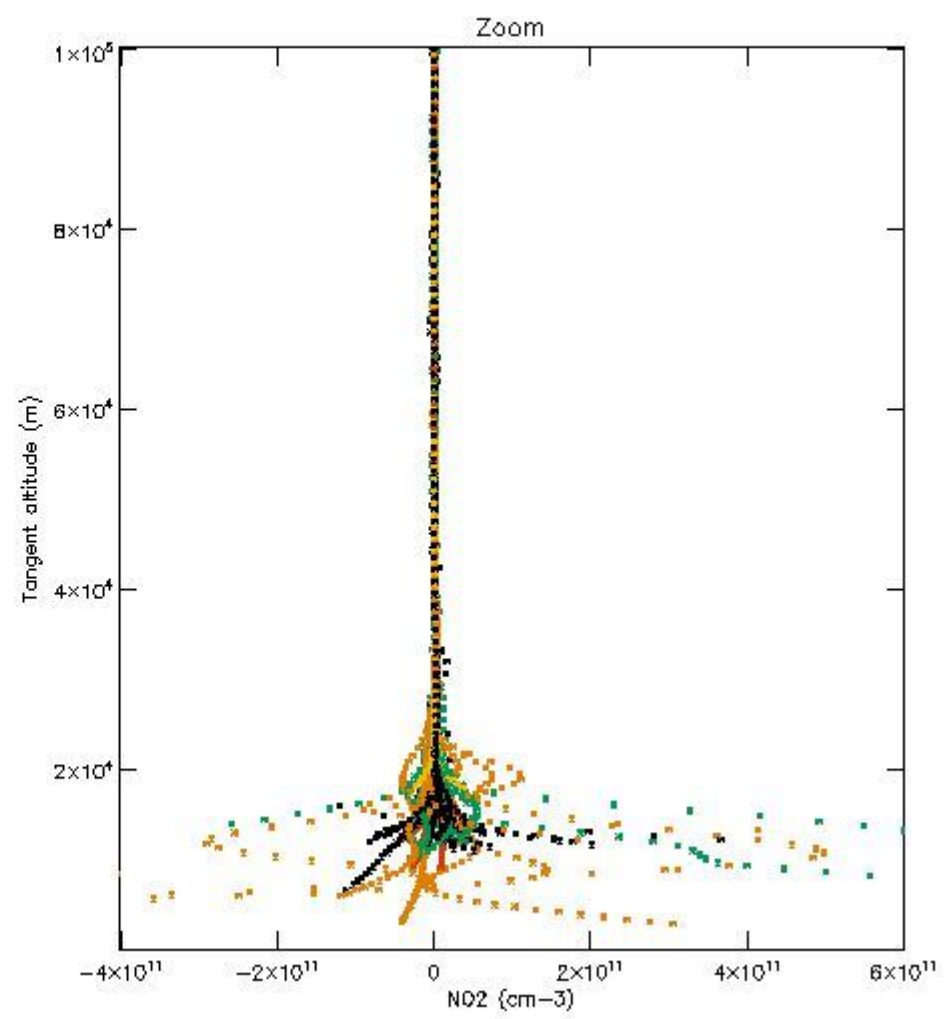
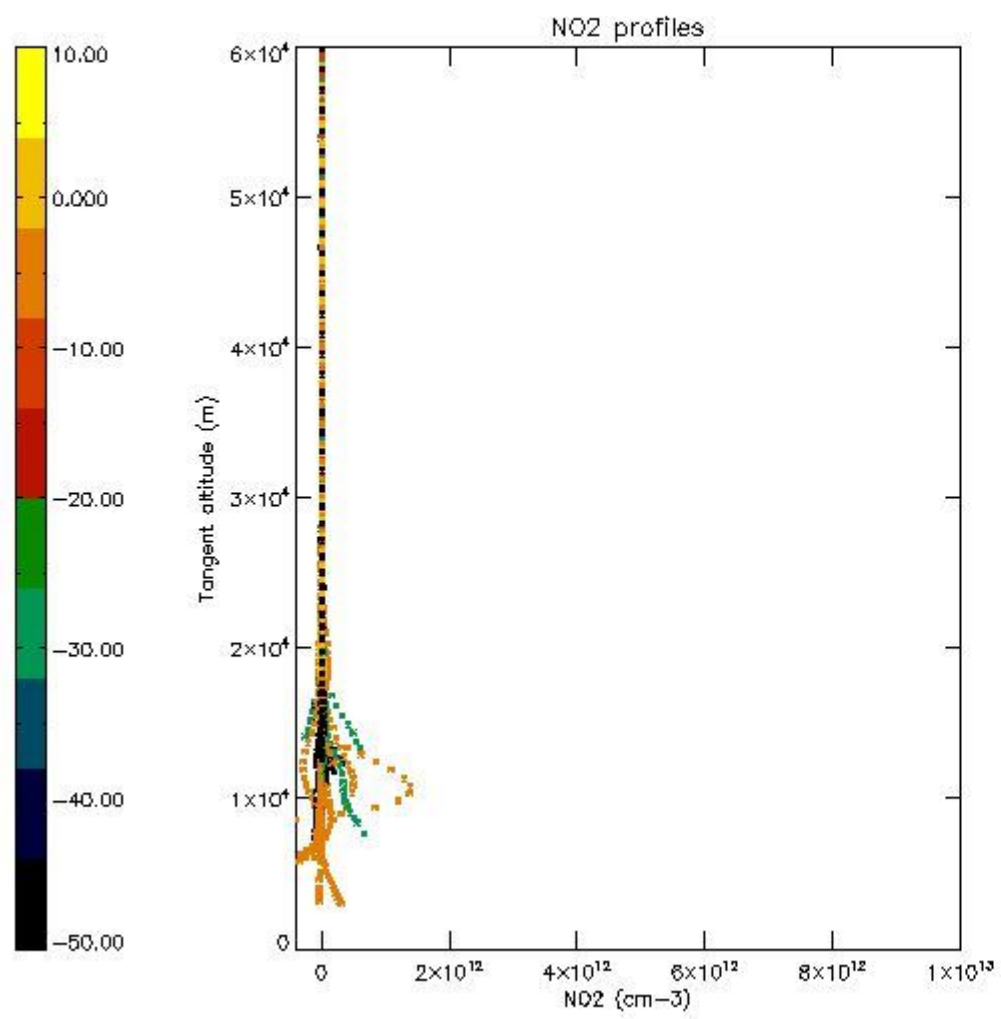
5.5 Plot ozone profiles where STD < 5% (dark without errors)

The colorbar represents the latitude.



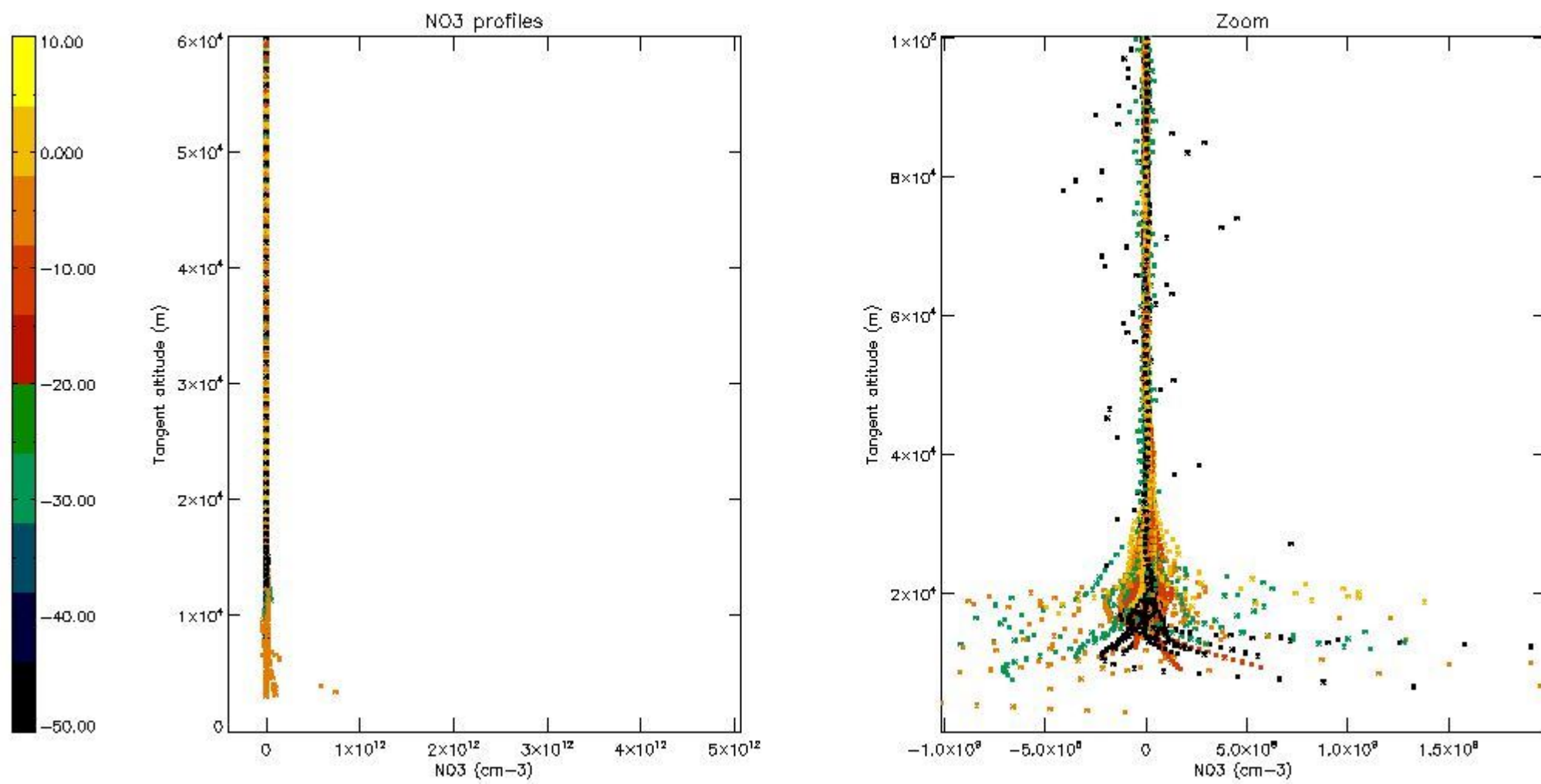
5.6 Plot NO₂ profiles for all STD (dark without errors)

The colorbar represents the latitude.



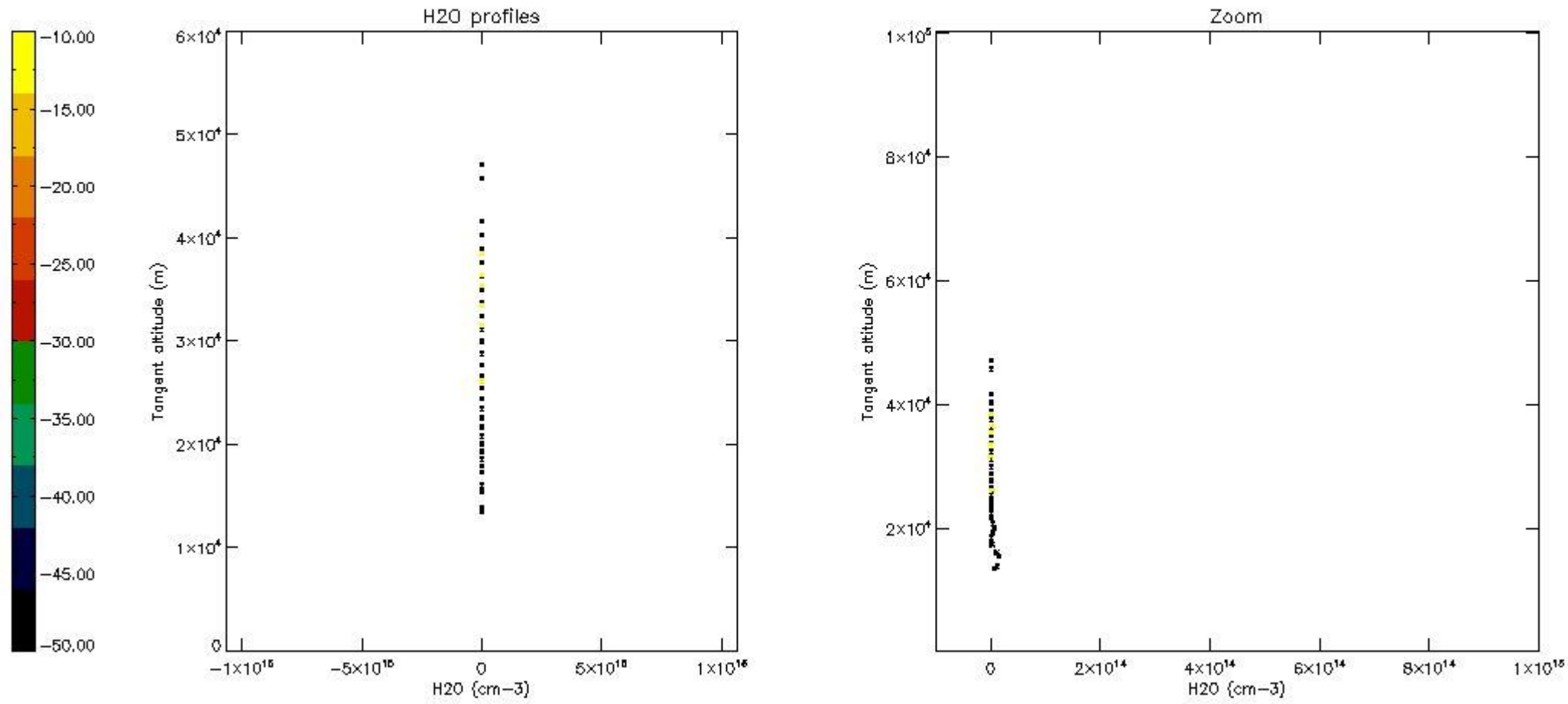
5.7 Plot NO3 profiles for all STD (dark without errors)

The colorbar represents the latitude.



5.8 Plot H2O profiles for all STD (only for occultations of stars 1,2,3,4,13,14,16,26,63 dark without errors)

The colorbar represents the latitude.



6. Auxiliary Data Files used for the production reported in section 2

The number reported in the third column indicates since which file (see list in section 2) the corresponding auxiliary file has been used. The fourth column is the date of those product files.

Type	Auxiliary Filename	Used since product	Used since product date
INST_PHYS_CHARACTERISTICS	GOM_INS_AXVIEC20091111_143220_20030716_120000_20500101_000000	1	07-JUN-2011 00:01:36
LEVEL-2_PROC_CONFIG	GOM_PR2_AXVIEC20091111_152718_20020301_000000_20500101_000000	1	07-JUN-2011 00:01:36
CROSS_SECTIONS_FILE	GOM_CRS_AXVIEC20091111_154832_20020301_000000_20500101_000000	1	07-JUN-2011 00:01:36

GOMOS Level 2 Daily Report

SUMMARY

[1. General Info](#)

[2. Summary of processed GOM_NL_2P products](#)

[3. Level 2 Quality information per product](#)

[3.1 Plot of level 2 quality information per product \(time dependant\)](#)

[3.2 Plot of level 2 quality information per product \(world map\)](#)

[4. Level 1 Quality information per product \(stored on level 2 products\)](#)

[4.1 Plot of level 1 quality information per product \(time dependant\)](#)

[4.1.1 Plot of level 1 quality information per product \(time dependant\): ASCENDING](#)

[4.1.2 Plot of level 1 quality information per product \(time dependant\): DESCENDING](#)

[4.2 Plot of level 1 quality information per product \(world map\)](#)

[4.2.1 Plot of level 1 quality information per product \(world map\): ASCENDING](#)

[4.2.2 Plot of level 1 quality information per product \(world map\): DESCENDING](#)

[5. Ozone profiles based on quality statistics and other trace gas profiles](#)

[5.1 Ozone statistics based on quality of products](#)

[5.2 Plot ozone profiles for all STD \(dark without errors\)](#)

[5.3 Plot ozone profiles where STD < 20% \(dark without errors\)](#)

[5.4. Plot ozone profiles where STD < 10% \(dark without errors\)](#)

[5.5. Plot ozone profiles where STD < 5% \(dark without errors\)](#)

[5.6 Plot NO2 profiles for all STD \(dark without errors\)](#)

[5.7 Plot NO3 profiles for all STD \(dark without errors\)](#)

[5.8 Plot H2O profiles \(only for occultations of stars 1,2,3,4,13,14,16,26,63 dark without errors\) for all STD](#)

[6. Auxiliary Data Files used for the production reported in section 2](#)

This report presents the daily analysis on parameters extracted from GOMOS level 2 data (GOM_NL__2P). It is intended to monitor some important parameters that will impact the quality of these products. A list of level 2 products (and content) that have arrived during the reporting day to the PCF is also given.

Item	Value
Time of report generation	24APR2013 14:29:38
Data source version	GOMOS/6.01
Start time of products	07-06-2011 (07JUN2011 00:00:00)
Stop time of products	08-06-2011 (08JUN2011 00:00:00)
Store outputs in DB	Yes
Nb of level 2 prods	294
Nb of prods with errors	0

2. Summary of processed GOM_NL__2P products.

Nr	Filename	UTC Start time	Limb	Duration	Star Id	Star Name	Star Mag	Star Temp	Nb Meas	Orbit	Prod. error
1	GOM_NL__2PRFIN20110607_000136_000000483103_00174_48464_1179.N1	07-JUN-2011 00:01:36	Bright	48.000	89	5Alp Cep	2.4510	8000.0	96	48464	No
2	GOM_NL__2PRFIN20110607_000724_000000463103_00174_48464_1180.N1	07-JUN-2011 00:07:24	Bright	45.500	76	27Gam Cas	2.3000	30000.	91	48464	No
3	GOM_NL__2PRFIN20110607_001309_000000383103_00174_48464_1181.N1	07-JUN-2011 00:13:09	Bright	37.500	73	57Gam1And	2.2600	13100.	75	48464	No
4	GOM_NL__2PRFIN20110607_001527_000000613103_00174_48464_1182.N1	07-JUN-2011 00:15:27	Bright	61.000	53	43Bet And	2.0480	3300.0	122	48464	No
5	GOM_NL__2PRFIN20110607_001936_000000433103_00174_48464_1183.N1	07-JUN-2011 00:19:36	Twilight	43.000	105	6Bet Ari	2.6450	8900.0	86	48464	No
6	GOM_NL__2PRFIN20110607_003258_000000503103_00174_48464_1184.N1	07-JUN-2011 00:32:58	Dark	49.500	52	16Bet Cet	2.0370	4500.0	99	48464	No
7	GOM_NL__2PRFIN20110607_003931_000000463103_00174_48464_1185.N1	07-JUN-2011 00:39:31	Dark	45.500	84	Alp Phe	2.3970	4500.0	91	48464	No
8	GOM_NL__2PRFIN20110607_004241_000000603103_00174_48464_1285.N1	07-JUN-2011 00:42:41	Dark	60.000	18	24Alp PsA	1.1660	9700.0	120	48464	No
9	GOM_NL__2PRFIN20110607_004516_000000653103_00175_48465_1286.N1	07-JUN-2011 00:45:16	Dark	65.000	63	Bet Gru	2.1500	2800.0	130	48465	No
10	GOM_NL__2PRFIN20110607_004715_000000453103_00175_48465_1287.N1	07-JUN-2011 00:47:15	Dark	44.500	31	Alp Gru	1.7340	15200.	89	48465	No
11	GOM_NL__2PRFIN20110607_005146_000000433103_00175_48465_1288.N1	07-JUN-2011 00:51:46	Straylight	42.500	45	Alp Pav	1.9400	26000.	85	48465	No
12	GOM_NL__2PRFIN20110607_010027_000000443103_00175_48465_1289.N1	07-JUN-2011 01:00:27	Straylight	44.000	40	The Sco	1.8590	7100.0	88	48465	No
13	GOM_NL__2PRFIN20110607_010212_000000473103_00175_48465_1290.N1	07-JUN-2011 01:02:12	Tw_and_stray	46.500	25	35Lam Sco	1.6200	28000.	93	48465	No
14	GOM_NL__2PRFIN20110607_010447_000000613103_00175_48465_1291.N1	07-JUN-2011 01:04:47	Bright	60.500	137	22Lam Sgr	2.8240	4400.0	121	48465	No
15	GOM_NL__2PRFIN20110607_010910_000000423103_00175_48465_1292.N1	07-JUN-2011 01:09:10	Bright	42.000	86	35Eta Oph	2.4300	10200.	84	48465	No
16	GOM_NL__2PRFIN20110607_011057_000000393103_00175_48465_1293.N1	07-JUN-2011 01:10:57	Bright	39.000	98	13Zet Oph	2.5710	30000.	78	48465	No
17	GOM_NL__2PRFIN20110607_011304_000000383103_00175_48465_1294.N1	07-JUN-2011 01:13:04	Bright	37.500	120	1Del Oph	2.7340	3200.0	75	48465	No
18	GOM_NL__2PRFIN20110607_011913_000000363103_00175_48465_1295.N1	07-JUN-2011 01:19:13	Bright	36.000	59	55Alp Oph	2.0800	8900.0	72	48465	No
19	GOM_NL__2PRFIN20110607_012041_000000403103_00175_48465_1296.N1	07-JUN-2011 01:20:41	Bright	40.000	127	27Bet Her	2.7810	4700.0	80	48465	No
20	GOM_NL__2PRFIN20110607_012354_000000393103_00175_48465_1297.N1	07-JUN-2011 01:23:54	Bright	38.500	133	40Zet Her	2.8070	6000.0	77	48465	No
21	GOM_NL__2PRFIN20110607_013104_000000403103_00175_48465_1298.N1	07-JUN-2011 01:31:04	Bright	39.500	130	23Bet Dra	2.7990	5800.0	79	48465	No
22	GOM_NL__2PRFIN20110607_014149_000000463103_00175_48465_1299.N1	07-JUN-2011 01:41:49	Bright	46.000	89	5Alp Cep	2.4510	8000.0	92	48465	No
23	GOM_NL__2PRFIN20110607_014738_000000583103_00175_48465_1300.N1	07-JUN-2011 01:47:38	Bright	58.000	76	27Gam Cas	2.3000	30000.	116	48465	No
24	GOM_NL__2PRFIN20110607_015323_000000363103_00175_48465_1301.N1	07-JUN-2011 01:53:23	Bright	35.500	73	57Gam1And	2.2600	13100.	71	48465	No
25	GOM_NL__2PRFIN20110607_015541_000000613103_00175_48465_1302.N1	07-JUN-2011 01:55:41	Bright	61.000	53	43Bet And	2.0480	3300.0	122	48465	No
26	GOM_NL__2PRFIN20110607_015950_000000433103_00175_48465_1303.N1	07-JUN-2011 01:59:50	Twilight	42.500	105	6Bet Ari	2.6450	8900.0	85	48465	No
27	GOM_NL__2PRFIN20110607_021313_000000533103_00175_48465_1304.N1	07-JUN-2011 02:13:13	Dark	52.500	52	16Bet Cet	2.0370	4500.0	105	48465	No
28	GOM_NL__2PRFIN20110607_021946_000000463103_00175_48465_1305.N1	07-JUN-2011 02:19:46	Dark	45.500	84	Alp Phe	2.3970	4500.0	91	48465	No
29	GOM_NL__2PRFIN20110607_022257_000000573103_00175_48465_1285.N1	07-JUN-2011 02:22:57	Dark	57.000	18	24Alp PsA	1.1660	9700.0	114	48465	No
30	GOM_NL__2PRFIN20110607_022531_000000643103_00176_48466_1286.N1	07-JUN-2011 02:25:31	Dark	64.000	63	Bet Gru	2.1500	2800.0	128	48466	No
31	GOM_NL__2PRFIN20110607_022730_000000483103_00176_48466_1287.N1	07-JUN-2011 02:27:30	Dark	48.000	31	Alp Gru	1.7340	15200.	96	48466	No
32	GOM_NL__2PRFIN20110607_023200_000000433103_00176_48466_1288.N1	07-JUN-2011 02:32:00	Straylight	42.500	45	Alp Pav	1.9400	26000.	85	48466	No
33	GOM_NL__2PRFIN20110607_024041_000000473103_00176_48466_1289.N1	07-JUN-2011 02:40:41	Straylight	46.500	40	The Sco	1.8590	7100.0	93	48466	No
34	GOM_NL__2PRFIN20110607_024226_000000473103_00176_48466_1290.N1	07-JUN-2011 02:42:26	Tw_and_stray	47.000	25	35Lam Sco	1.6200	28000.	94	48466	No
35	GOM_NL__2PRFIN20110607_024501_000000653103_00176_48466_1291.N1	07-JUN-2011 02:45:01	Bright	65.000	137	22Lam Sgr	2.8240	4400.0	130	48466	No
36	GOM_NL__2PRFIN20110607_024924_000000433103_00176_48466_1292.N1	07-JUN-2011 02:49:24	Bright	42.500	86	35Eta Oph	2.4300	10200.	85	48466	No
37	GOM_NL__2PRFIN20110607_025111_000000413103_00176_48466_1293.N1	07-JUN-2011 02:51:11	Bright	40.500	98	13Zet Oph	2.5710	30000.	81	48466	No
38	GOM_NL__2PRFIN20110607_025318_000000383103_00176_48466_1294.N1	07-JUN-2011 02:53:18	Bright	37.500	120	1Del Oph	2.7340	3200.0	75	48466	No
39	GOM_NL__2PRFIN20110607_025926_000000433103_00176_48466_1295.N1	07-JUN-2011 02:59:26	Bright	43.000	59	55Alp Oph	2.0800	8900.0	86	48466	No
40	GOM_NL__2PRFIN20110607_030055_000000423103_00176_48466_1296.N1	07-JUN-2011 03:00:55	Bright	41.500	127	27Bet Her	2.7810	4700.0	83	48466	No
41	GOM_NL__2PRFIN20110607_030408_000000413103_00176_48466_1297.N1	07-JUN-2011 03:04:08	Bright	41.000	133	40Zet Her	2.8070	6000.0	82	48466	No
42	GOM_NL__2PRFIN20110607_031118_000000413103_00176_48466_1298.N1	07-JUN-2011 03:11:18	Bright	41.000	130	23Bet Dra	2.7990	5800.0	82	48466	No

43	GOM_NL__2PRFIN20110607_032203_000000483103_00176_48466_1299.N1	07-JUN-2011 03:22:03	Bright	47.500	89	5Alp Cep	2.4510	8000.0	95	48466	No
44	GOM_NL__2PRFIN20110607_032751_000000443103_00176_48466_1300.N1	07-JUN-2011 03:27:51	Bright	44.000	76	27Gam Cas	2.3000	30000.	88	48466	No
45	GOM_NL__2PRFIN20110607_033337_000000393103_00176_48466_1301.N1	07-JUN-2011 03:33:37	Bright	38.500	73	57Gam1And	2.2600	13100.	77	48466	No
46	GOM_NL__2PRFIN20110607_033555_000000613103_00176_48466_1302.N1	07-JUN-2011 03:35:55	Bright	61.000	53	43Bet And	2.0480	3300.0	122	48466	No
47	GOM_NL__2PRFIN20110607_034005_000000443103_00176_48466_1303.N1	07-JUN-2011 03:40:05	Twilight	43.500	105	6Bet Ari	2.6450	8900.0	87	48466	No
48	GOM_NL__2PRFIN20110607_035328_000000513103_00176_48466_1304.N1	07-JUN-2011 03:53:28	Dark	50.500	52	16Bet Cet	2.0370	4500.0	101	48466	No
49	GOM_NL__2PRFIN20110607_040001_000000433103_00176_48466_1305.N1	07-JUN-2011 04:00:01	Dark	43.000	84	Alp Phe	2.3970	4500.0	86	48466	No
50	GOM_NL__2PRFIN20110607_040312_000000573103_00176_48466_1285.N1	07-JUN-2011 04:03:12	Dark	56.500	18	24Alp PsA	1.1660	9700.0	113	48466	No
51	GOM_NL__2PRFIN20110607_040547_000000493103_00177_48467_1286.N1	07-JUN-2011 04:05:47	Dark	49.000	63	Bet Gru	2.1500	2800.0	98	48467	No
52	GOM_NL__2PRFIN20110607_040745_000000463103_00177_48467_1287.N1	07-JUN-2011 04:07:45	Dark	45.500	31	Alp Gru	1.7340	15200.	91	48467	No
53	GOM_NL__2PRFIN20110607_041215_000000473103_00177_48467_1288.N1	07-JUN-2011 04:12:15	Straylight	46.500	45	Alp Pav	1.9400	26000.	93	48467	No
54	GOM_NL__2PRFIN20110607_042056_000000483103_00177_48467_1289.N1	07-JUN-2011 04:20:56	Straylight	47.500	40	The Sco	1.8590	7100.0	95	48467	No
55	GOM_NL__2PRFIN20110607_042241_000000463103_00177_48467_1290.N1	07-JUN-2011 04:22:41	Tw_and_stray	46.000	25	35Lam Sco	1.6200	28000.	92	48467	No
56	GOM_NL__2PRFIN20110607_042515_000000663103_00177_48467_1291.N1	07-JUN-2011 04:25:15	Bright	65.500	137	22Lam Sgr	2.8240	4400.0	131	48467	No
57	GOM_NL__2PRFIN20110607_042938_000000433103_00177_48467_1292.N1	07-JUN-2011 04:29:38	Bright	42.500	86	35Eta Oph	2.4300	10200.	85	48467	No
58	GOM_NL__2PRFIN20110607_043125_000000393103_00177_48467_1293.N1	07-JUN-2011 04:31:25	Bright	39.000	98	13Zet Oph	2.5710	30000.	78	48467	No
59	GOM_NL__2PRFIN20110607_043332_000000383103_00177_48467_1294.N1	07-JUN-2011 04:33:32	Bright	37.500	120	1Del Oph	2.7340	3200.0	75	48467	No
60	GOM_NL__2PRFIN20110607_043940_000000433103_00177_48467_1295.N1	07-JUN-2011 04:39:40	Bright	43.000	59	55Alp Oph	2.0800	8900.0	86	48467	No
61	GOM_NL__2PRFIN20110607_044109_000000403103_00177_48467_1296.N1	07-JUN-2011 04:41:09	Bright	40.000	127	27Bet Her	2.7810	4700.0	80	48467	No
62	GOM_NL__2PRFIN20110607_044422_000000423103_00177_48467_1297.N1	07-JUN-2011 04:44:22	Bright	41.500	133	40Zet Her	2.8070	6000.0	83	48467	No
63	GOM_NL__2PRFIN20110607_045131_000000443103_00177_48467_1298.N1	07-JUN-2011 04:51:31	Bright	43.500	130	23Bet Dra	2.7990	5800.0	87	48467	No
64	GOM_NL__2PRFIN20110607_050216_000000493103_00177_48467_1299.N1	07-JUN-2011 05:02:16	Bright	48.500	89	5Alp Cep	2.4510	8000.0	97	48467	No
65	GOM_NL__2PRFIN20110607_050805_000000383103_00177_48467_1300.N1	07-JUN-2011 05:08:05	Bright	37.500	76	27Gam Cas	2.3000	30000.	75	48467	No
66	GOM_NL__2PRFIN20110607_051352_000000353103_00177_48467_1301.N1	07-JUN-2011 05:13:52	Bright	35.000	73	57Gam1And	2.2600	13100.	70	48467	No
67	GOM_NL__2PRFIN20110607_051609_000000613103_00177_48467_1302.N1	07-JUN-2011 05:16:09	Bright	61.000	53	43Bet And	2.0480	3300.0	122	48467	No
68	GOM_NL__2PRFIN20110607_052019_000000433103_00177_48467_1303.N1	07-JUN-2011 05:20:19	Twilight	43.000	105	6Bet Ari	2.6450	8900.0	86	48467	No
69	GOM_NL__2PRFIN20110607_053343_000000493103_00177_48467_1304.N1	07-JUN-2011 05:33:43	Dark	49.000	52	16Bet Cet	2.0370	4500.0	98	48467	No
70	GOM_NL__2PRFIN20110607_054015_000000443103_00177_48467_1305.N1	07-JUN-2011 05:40:15	Dark	43.500	84	Alp Phe	2.3970	4500.0	87	48467	No
71	GOM_NL__2PRFIN20110607_054328_000000643103_00177_48467_1285.N1	07-JUN-2011 05:43:28	Dark	63.500	18	24Alp PsA	1.1660	9700.0	127	48467	No
72	GOM_NL__2PRFIN20110607_054601_000000623103_00178_48468_1286.N1	07-JUN-2011 05:46:01	Dark	61.500	63	Bet Gru	2.1500	2800.0	123	48468	No
73	GOM_NL__2PRFIN20110607_054800_000000463103_00178_48468_1287.N1	07-JUN-2011 05:48:00	Dark	46.000	31	Alp Gru	1.7340	15200.	92	48468	No
74	GOM_NL__2PRFIN20110607_055230_000000473103_00178_48468_1288.N1	07-JUN-2011 05:52:30	Straylight	47.000	45	Alp Pav	1.9400	26000.	94	48468	No
75	GOM_NL__2PRFIN20110607_060110_000000483103_00178_48468_1289.N1	07-JUN-2011 06:01:10	Straylight	47.500	40	The Sco	1.8590	7100.0	95	48468	No
76	GOM_NL__2PRFIN20110607_060255_000000453103_00178_48468_1290.N1	07-JUN-2011 06:02:55	Tw_and_stray	44.500	25	35Lam Sco	1.6200	28000.	89	48468	No
77	GOM_NL__2PRFIN20110607_060530_000000603103_00178_48468_1291.N1	07-JUN-2011 06:05:30	Bright	59.500	137	22Lam Sgr	2.8240	4400.0	119	48468	No
78	GOM_NL__2PRFIN20110607_060952_000000433103_00178_48468_1292.N1	07-JUN-2011 06:09:52	Bright	42.500	86	35Eta Oph	2.4300	10200.	85	48468	No
79	GOM_NL__2PRFIN20110607_061139_000000393103_00178_48468_1293.N1	07-JUN-2011 06:11:39	Bright	39.000	98	13Zet Oph	2.5710	30000.	78	48468	No
80	GOM_NL__2PRFIN20110607_061346_000000383103_00178_48468_1294.N1	07-JUN-2011 06:13:46	Bright	37.500	120	1Del Oph	2.7340	3200.0	75	48468	No
81	GOM_NL__2PRFIN20110607_061953_000000503103_00178_48468_1295.N1	07-JUN-2011 06:19:53	Bright	50.000	59	55Alp Oph	2.0800	8900.0	100	48468	No
82	GOM_NL__2PRFIN20110607_062122_000000393103_00178_48468_1296.N1	07-JUN-2011 06:21:22	Bright	38.500	127	27Bet Her	2.7810	4700.0	77	48468	No
83	GOM_NL__2PRFIN20110607_062435_000000423103_00178_48468_1297.N1	07-JUN-2011 06:24:35	Bright	42.000	133	40Zet Her	2.8070	6000.0	84	48468	No
84	GOM_NL__2PRFIN20110607_063145_000000423103_00178_48468_1298.N1	07-JUN-2011 06:31:45	Bright	42.000	130	23Bet Dra	2.7990	5800.0	84	48468	No
85	GOM_NL__2PRFIN20110607_064230_000000493103_00178_48468_1299.N1	07-JUN-2011 06:42:30	Bright	49.000	89	5Alp Cep	2.4510	8000.0	98	48468	No
86	GOM_NL__2PRFIN20110607_064819_000000583103_00178_48468_1300.N1	07-JUN-2011 06:48:19	Bright	58.000	76	27Gam Cas	2.3000	30000.	116	48468	No
87	GOM_NL__2PRFIN20110607_065406_000000353103_00178_48468_1301.N1	07-JUN-2011 06:54:06	Bright	34.500	73	57Gam1And	2.2600	13100.	69	48468	No
88	GOM_NL__2PRFIN20110607_065623_000000613103_00178_48468_1302.N1	07-JUN-2011 06:56:23	Bright	61.000	53	43Bet And	2.0480	3300.0	122	48468	No
89	GOM_NL__2PRFIN20110607_070033_000000443103_00178_48468_1303.N1	07-JUN-2011 07:00:33	Twilight	43.500	105	6Bet Ari	2.6450	8900.0	87	48468	No
90	GOM_NL__2PRFIN20110607_071358_000000523103_00178_48468_1304.N1	07-JUN-2011 07:13:58	Dark	51.500	52	16Bet Cet	2.0370	4500.0	103	48468	No
91	GOM_NL__2PRFIN20110607_072030_000000423103_00178_48468_1305.N1	07-JUN-2011 07:20:30	Dark	41.500	84	Alp Phe	2.3970	4500.0	83	48468	No
92	GOM_NL__2PRFIN20110607_072343_000000703103_00178_48468_1285.N1	07-JUN-2011 07:23:43	Dark	70.000	18	24Alp PsA	1.1660	9700.0	140	48468	No
93	GOM_NL__2PRFIN20110607_072616_000000463103_00179_48469_1286.N1	07-JUN-2011 07:26:16	Dark	45.500	63	Bet Gru	2.1500	2800.0	91	48469	No
94	GOM_NL__2PRFIN20110607_072815_000000453103_00179_48469_1287.N1	07-JUN-2011 07:28:15	Dark	44.500	31	Alp Gru	1.7340	15200.	89	48469	No
95	GOM_NL__2PRFIN20110607_073245_000000413103_00179_48469_1288.N1	07-JUN-2011 07:32:45	Straylight	41.000	45	Alp Pav	1.9400	26000.	82	48469	No
96	GOM_NL__2PRFIN20110607_074125_000000443103_00179_48469_1289.N1	07-JUN-2011 07:41:25	Straylight	43.500	40	The Sco	1.8590	7100.0	87	48469	No
97	GOM_NL__2PRFIN20110607_074310_000000443103_00179_48469_1290.N1	07-JUN-2011 07:43:10	Tw_and_stray	44.000	25	35Lam Sco	1.6200	28000.	88	48469	No
98	GOM_NL__2PRFIN20110607_074544_000000613103_00179_48469_1291.N1	07-JUN-2011 07:45:44	Bright	61.000	137	22Lam Sgr	2.8240	4400.0	122	48469	No
99	GOM_NL__2PRFIN20110607_075007_000000433103_00179_48469_1292.N1	07-JUN-2011 07:50:07	Bright	43.000	86	35Eta Oph	2.4300	10200.	86	48469	No
100	GOM_NL__2PRFIN20110607_075153_000000393103_00179_48469_1293.N1	07-JUN-2011 07:51:53	Bright	39.000	98	13Zet Oph	2.5710	30000.	78	48469	No
101	GOM_NL__2PRFIN20110607_075400_000000383103_00179_48469_1294.N1	07-JUN-2011 07:54:00	Bright	37.500	120	1Del Oph	2.7340	3200.0	75	48469	No

102	GOM_NL__2PRFIN20110607_080006_000000493103_00179_48469_1295.N1	07-JUN-2011 08:00:06	Bright	49.000	59	55Alp Oph	2.0800	8900.0	98	48469	No
103	GOM_NL__2PRFIN20110607_080136_000000423103_00179_48469_1296.N1	07-JUN-2011 08:01:36	Bright	42.000	127	27Bet Her	2.7810	4700.0	84	48469	No
104	GOM_NL__2PRFIN20110607_080449_000000403103_00179_48469_1297.N1	07-JUN-2011 08:04:49	Bright	40.000	133	40Zet Her	2.8070	6000.0	80	48469	No
105	GOM_NL__2PRFIN20110607_081158_000000433103_00179_48469_1298.N1	07-JUN-2011 08:11:58	Bright	42.500	130	23Bet Dra	2.7990	5800.0	85	48469	No
106	GOM_NL__2PRFIN20110607_082243_000000463103_00179_48469_1299.N1	07-JUN-2011 08:22:43	Bright	46.000	89	5Alp Cep	2.4510	8000.0	92	48469	No
107	GOM_NL__2PRFIN20110607_082833_000000403103_00179_48469_1300.N1	07-JUN-2011 08:28:33	Bright	40.000	76	27Gam Cas	2.3000	30000.	80	48469	No
108	GOM_NL__2PRFIN20110607_083420_000000353103_00179_48469_1301.N1	07-JUN-2011 08:34:20	Bright	35.000	73	57Gam1And	2.2600	13100.	70	48469	No
109	GOM_NL__2PRFIN20110607_083637_000000613103_00179_48469_1302.N1	07-JUN-2011 08:36:37	Bright	61.000	53	43Bet And	2.0480	3300.0	122	48469	No
110	GOM_NL__2PRFIN20110607_084048_000000423103_00179_48469_1303.N1	07-JUN-2011 08:40:48	Twilight	41.500	105	6Bet Ari	2.6450	8900.0	83	48469	No
111	GOM_NL__2PRFIN20110607_085413_000000523103_00179_48469_1304.N1	07-JUN-2011 08:54:13	Dark	51.500	52	16Bet Cet	2.0370	4500.0	103	48469	No
112	GOM_NL__2PRFIN20110607_090045_000000473103_00179_48469_1305.N1	07-JUN-2011 09:00:45	Dark	46.500	84	Alp Phe	2.3970	4500.0	93	48469	No
113	GOM_NL__2PRFIN20110607_090359_000000703103_00180_48470_1285.N1	07-JUN-2011 09:03:59	Dark	70.000	18	24Alp PsA	1.1660	9700.0	140	48470	No
114	GOM_NL__2PRFIN20110607_090631_000000643103_00180_48470_1286.N1	07-JUN-2011 09:06:31	Dark	64.000	63	Bet Gru	2.1500	2800.0	128	48470	No
115	GOM_NL__2PRFIN20110607_090830_000000433103_00180_48470_1287.N1	07-JUN-2011 09:08:30	Dark	42.500	31	Alp Gru	1.7340	15200.	85	48470	No
116	GOM_NL__2PRFIN20110607_091259_000000433103_00180_48470_1288.N1	07-JUN-2011 09:12:59	Straylight	43.000	45	Alp Pav	1.9400	26000.	86	48470	No
117	GOM_NL__2PRFIN20110607_092139_000000463103_00180_48470_1289.N1	07-JUN-2011 09:21:39	Straylight	46.000	40	The Sco	1.8590	7100.0	92	48470	No
118	GOM_NL__2PRFIN20110607_092324_000000473103_00180_48470_1290.N1	07-JUN-2011 09:23:24	Tw_and_stray	47.000	25	35Lam Sco	1.6200	28000.	94	48470	No
119	GOM_NL__2PRFIN20110607_092444_000000513103_00180_48470_1291.N1	07-JUN-2011 09:24:44	Tw_and_stray	51.000	167	10Gam2Sgr	2.9840	4500.0	102	48470	No
120	GOM_NL__2PRFIN20110607_093020_000000433103_00180_48470_1292.N1	07-JUN-2011 09:30:20	Bright	42.500	86	35Eta Oph	2.4300	10200.	85	48470	No
121	GOM_NL__2PRFIN20110607_093207_000000403103_00180_48470_1293.N1	07-JUN-2011 09:32:07	Bright	39.500	98	13Zet Oph	2.5710	30000.	79	48470	No
122	GOM_NL__2PRFIN20110607_093414_000000383103_00180_48470_1294.N1	07-JUN-2011 09:34:14	Bright	37.500	120	1Del Oph	2.7340	3200.0	75	48470	No
123	GOM_NL__2PRFIN20110607_094020_000000513103_00180_48470_1295.N1	07-JUN-2011 09:40:20	Bright	50.500	59	55Alp Oph	2.0800	8900.0	101	48470	No
124	GOM_NL__2PRFIN20110607_094150_000000403103_00180_48470_1296.N1	07-JUN-2011 09:41:50	Bright	40.000	127	27Bet Her	2.7810	4700.0	80	48470	No
125	GOM_NL__2PRFIN20110607_094503_000000413103_00180_48470_1297.N1	07-JUN-2011 09:45:03	Bright	40.500	133	40Zet Her	2.8070	6000.0	81	48470	No
126	GOM_NL__2PRFIN20110607_095212_000000443103_00180_48470_1298.N1	07-JUN-2011 09:52:12	Bright	43.500	130	23Bet Dra	2.7990	5800.0	87	48470	No
127	GOM_NL__2PRFIN20110607_100256_000000483103_00180_48470_1299.N1	07-JUN-2011 10:02:56	Bright	48.000	89	5Alp Cep	2.4510	8000.0	96	48470	No
128	GOM_NL__2PRFIN20110607_100847_000000403103_00180_48470_1300.N1	07-JUN-2011 10:08:47	Bright	39.500	76	27Gam Cas	2.3000	30000.	79	48470	No
129	GOM_NL__2PRFIN20110607_101434_000000413103_00180_48470_1301.N1	07-JUN-2011 10:14:34	Bright	40.500	73	57Gam1And	2.2600	13100.	81	48470	No
130	GOM_NL__2PRFIN20110607_101651_000000543103_00180_48470_1302.N1	07-JUN-2011 10:16:51	Bright	54.000	53	43Bet And	2.0480	3300.0	108	48470	No
131	GOM_NL__2PRFIN20110607_102102_000000423103_00180_48470_1303.N1	07-JUN-2011 10:21:02	Twilight	41.500	105	6Bet Ari	2.6450	8900.0	83	48470	No
132	GOM_NL__2PRFIN20110607_103427_000000523103_00180_48470_1304.N1	07-JUN-2011 10:34:27	Dark	52.000	52	16Bet Cet	2.0370	4500.0	104	48470	No
133	GOM_NL__2PRFIN20110607_104059_000000473103_00180_48470_1305.N1	07-JUN-2011 10:40:59	Dark	46.500	84	Alp Phe	2.3970	4500.0	93	48470	No
134	GOM_NL__2PRFIN20110607_104414_000000663103_00181_48471_1290.N1	07-JUN-2011 10:44:14	Dark	66.000	18	24Alp PsA	1.1660	9700.0	132	48471	No
135	GOM_NL__2PRFIN20110607_104646_000000643103_00181_48471_1291.N1	07-JUN-2011 10:46:46	Dark	64.000	63	Bet Gru	2.1500	2800.0	128	48471	No
136	GOM_NL__2PRFIN20110607_104845_000000453103_00181_48471_1292.N1	07-JUN-2011 10:48:45	Dark	45.000	31	Alp Gru	1.7340	15200.	90	48471	No
137	GOM_NL__2PRFIN20110607_105314_000000433103_00181_48471_1293.N1	07-JUN-2011 10:53:14	Straylight	42.500	45	Alp Pav	1.9400	26000.	85	48471	No
138	GOM_NL__2PRFIN20110607_110154_000000443103_00181_48471_1294.N1	07-JUN-2011 11:01:54	Straylight	43.500	40	The Sco	1.8590	7100.0	87	48471	No
139	GOM_NL__2PRFIN20110607_110338_000000453103_00181_48471_1295.N1	07-JUN-2011 11:03:38	Tw_and_stray	45.000	25	35Lam Sco	1.6200	28000.	90	48471	No
140	GOM_NL__2PRFIN20110607_110458_000000513103_00181_48471_1296.N1	07-JUN-2011 11:04:58	Tw_and_stray	51.000	167	10Gam2Sgr	2.9840	4500.0	102	48471	No
141	GOM_NL__2PRFIN20110607_111035_000000423103_00181_48471_1297.N1	07-JUN-2011 11:10:35	Bright	42.000	86	35Eta Oph	2.4300	10200.	84	48471	No
142	GOM_NL__2PRFIN20110607_111221_000000393103_00181_48471_1298.N1	07-JUN-2011 11:12:21	Bright	39.000	98	13Zet Oph	2.5710	30000.	78	48471	No
143	GOM_NL__2PRFIN20110607_111428_000000383103_00181_48471_1299.N1	07-JUN-2011 11:14:28	Bright	37.500	120	1Del Oph	2.7340	3200.0	75	48471	No
144	GOM_NL__2PRFIN20110607_112033_000000493103_00181_48471_1300.N1	07-JUN-2011 11:20:33	Bright	48.500	59	55Alp Oph	2.0800	8900.0	97	48471	No
145	GOM_NL__2PRFIN20110607_112204_000000413103_00181_48471_1301.N1	07-JUN-2011 11:22:04	Bright	41.000	127	27Bet Her	2.7810	4700.0	82	48471	No
146	GOM_NL__2PRFIN20110607_112516_000000423103_00181_48471_1302.N1	07-JUN-2011 11:25:16	Bright	41.500	133	40Zet Her	2.8070	6000.0	83	48471	No
147	GOM_NL__2PRFIN20110607_113225_000000443103_00181_48471_1303.N1	07-JUN-2011 11:32:25	Bright	44.000	130	23Bet Dra	2.7990	5800.0	88	48471	No
148	GOM_NL__2PRFIN20110607_114310_000000493103_00181_48471_1304.N1	07-JUN-2011 11:43:10	Bright	48.500	89	5Alp Cep	2.4510	8000.0	97	48471	No
149	GOM_NL__2PRFIN20110607_114901_000000583103_00181_48471_1305.N1	07-JUN-2011 11:49:01	Bright	58.000	76	27Gam Cas	2.3000	30000.	116	48471	No
150	GOM_NL__2PRFIN20110607_115448_000000553103_00181_48471_1306.N1	07-JUN-2011 11:54:48	Bright	55.000	73	57Gam1And	2.2600	13100.	110	48471	No
151	GOM_NL__2PRFIN20110607_115705_000000613103_00181_48471_1307.N1	07-JUN-2011 11:57:05	Bright	61.000	53	43Bet And	2.0480	3300.0	122	48471	No
152	GOM_NL__2PRFIN20110607_120116_000000443103_00181_48471_1308.N1	07-JUN-2011 12:01:16	Twilight	43.500	105	6Bet Ari	2.6450	8900.0	87	48471	No
153	GOM_NL__2PRFIN20110607_121442_000000503103_00181_48471_1309.N1	07-JUN-2011 12:14:42	Dark	50.000	52	16Bet Cet	2.0370	4500.0	100	48471	No
154	GOM_NL__2PRFIN20110607_122114_000000483103_00181_48471_1310.N1	07-JUN-2011 12:21:14	Dark	48.000	84	Alp Phe	2.3970	4500.0	96	48471	No
155	GOM_NL__2PRFIN20110607_122429_000000613103_00182_48472_1350.N1	07-JUN-2011 12:24:29	Dark	60.500	18	24Alp PsA	1.1660	9700.0	121	48472	No
156	GOM_NL__2PRFIN20110607_122701_000000483103_00182_48472_1351.N1	07-JUN-2011 12:27:01	Dark	48.000	63	Bet Gru	2.1500	2800.0	96	48472	No
157	GOM_NL__2PRFIN20110607_122900_000000503103_00182_48472_1352.N1	07-JUN-2011 12:29:00	Dark	49.500	31	Alp Gru	1.7340	15200.	99	48472	No
158	GOM_NL__2PRFIN20110607_123328_000000433103_00182_48472_1353.N1	07-JUN-2011 12:33:28	Straylight	43.000	45	Alp Pav	1.9400	26000.	86	48472	No
159	GOM_NL__2PRFIN20110607_124208_000000483103_00182_48472_1354.N1	07-JUN-2011 12:42:08	Straylight	47.500	40	The Sco	1.8590	7100.0	95	48472	No
160	GOM_NL__2PRFIN20110607_124353_000000473103_00182_48472_1355.N1	07-JUN-2011 12:43:53	Tw_and_stray	47.000	25	35Lam Sco	1.6200	28000.	94	48472	No

161	GOM_NL__2PRFIN20110607_124513_000000513103_00182_48472_1356.N1	07-JUN-2011 12:45:13	Twilight	51.000	167	10Gam2Sgr	2.9840	4500.0	102	48472	No
162	GOM_NL__2PRFIN20110607_125049_000000433103_00182_48472_1357.N1	07-JUN-2011 12:50:49	Bright	42.500	86	35Eta Oph	2.4300	10200.	85	48472	No
163	GOM_NL__2PRFIN20110607_125235_000000393103_00182_48472_1358.N1	07-JUN-2011 12:52:35	Bright	38.500	98	13Zet Oph	2.5710	30000.	77	48472	No
164	GOM_NL__2PRFIN20110607_125442_000000383103_00182_48472_1359.N1	07-JUN-2011 12:54:42	Bright	37.500	120	1Del Oph	2.7340	3200.0	75	48472	No
165	GOM_NL__2PRFIN20110607_130217_000000393103_00182_48472_1360.N1	07-JUN-2011 13:02:17	Bright	39.000	127	27Bet Her	2.7810	4700.0	78	48472	No
166	GOM_NL__2PRFIN20110607_130530_000000593103_00182_48472_1361.N1	07-JUN-2011 13:05:30	Bright	59.000	133	40Zet Her	2.8070	6000.0	118	48472	No
167	GOM_NL__2PRFIN20110607_131239_000000423103_00182_48472_1362.N1	07-JUN-2011 13:12:39	Bright	42.000	130	23Bet Dra	2.7990	5800.0	84	48472	No
168	GOM_NL__2PRFIN20110607_132323_000000463103_00182_48472_1363.N1	07-JUN-2011 13:23:23	Bright	46.000	89	5Alp Cep	2.4510	8000.0	92	48472	No
169	GOM_NL__2PRFIN20110607_132915_000000583103_00182_48472_1364.N1	07-JUN-2011 13:29:15	Bright	58.000	76	27Gam Cas	2.3000	30000.	116	48472	No
170	GOM_NL__2PRFIN20110607_133502_000000393103_00182_48472_1365.N1	07-JUN-2011 13:35:02	Bright	38.500	73	57Gam1And	2.2600	13100.	77	48472	No
171	GOM_NL__2PRFIN20110607_133719_000000523103_00182_48472_1366.N1	07-JUN-2011 13:37:19	Bright	52.000	53	43Bet And	2.0480	3300.0	104	48472	No
172	GOM_NL__2PRFIN20110607_134130_000000443103_00182_48472_1367.N1	07-JUN-2011 13:41:30	Twilight	43.500	105	6Bet Ari	2.6450	8900.0	87	48472	No
173	GOM_NL__2PRFIN20110607_135457_000000523103_00182_48472_1368.N1	07-JUN-2011 13:54:57	Dark	52.000	52	16Bet Cet	2.0370	4500.0	104	48472	No
174	GOM_NL__2PRFIN20110607_140128_000000473103_00182_48472_1369.N1	07-JUN-2011 14:01:28	Dark	47.000	84	Alp Phe	2.3970	4500.0	94	48472	No
175	GOM_NL__2PRFIN20110607_140445_000000623103_00183_48473_1383.N1	07-JUN-2011 14:04:45	Dark	62.000	18	24Alp PsA	1.1660	9700.0	124	48473	No
176	GOM_NL__2PRFIN20110607_140716_000000503103_00183_48473_1384.N1	07-JUN-2011 14:07:16	Dark	49.500	63	Bet Gru	2.1500	2800.0	99	48473	No
177	GOM_NL__2PRFIN20110607_140915_000000463103_00183_48473_1385.N1	07-JUN-2011 14:09:15	Dark	46.000	31	Alp Gru	1.7340	15200.	92	48473	No
178	GOM_NL__2PRFIN20110607_141343_000000433103_00183_48473_1386.N1	07-JUN-2011 14:13:43	Straylight	43.000	45	Alp Pav	1.9400	26000.	86	48473	No
179	GOM_NL__2PRFIN20110607_142222_000000463103_00183_48473_1387.N1	07-JUN-2011 14:22:22	Straylight	45.500	40	The Sco	1.8590	7100.0	91	48473	No
180	GOM_NL__2PRFIN20110607_142407_000000463103_00183_48473_1388.N1	07-JUN-2011 14:24:07	Twilight	46.000	25	35Lam Sco	1.6200	28000.	92	48473	No
181	GOM_NL__2PRFIN20110607_142527_000000523103_00183_48473_1389.N1	07-JUN-2011 14:25:27	Twilight	52.000	167	10Gam2Sgr	2.9840	4500.0	104	48473	No
182	GOM_NL__2PRFIN20110607_143103_000000433103_00183_48473_1390.N1	07-JUN-2011 14:31:03	Bright	42.500	86	35Eta Oph	2.4300	10200.	85	48473	No
183	GOM_NL__2PRFIN20110607_143249_000000403103_00183_48473_1391.N1	07-JUN-2011 14:32:49	Bright	39.500	98	13Zet Oph	2.5710	30000.	79	48473	No
184	GOM_NL__2PRFIN20110607_143456_000000383103_00183_48473_1392.N1	07-JUN-2011 14:34:56	Bright	37.500	120	1Del Oph	2.7340	3200.0	75	48473	No
185	GOM_NL__2PRFIN20110607_144231_000000403103_00183_48473_1393.N1	07-JUN-2011 14:42:31	Bright	40.000	127	27Bet Her	2.7810	4700.0	80	48473	No
186	GOM_NL__2PRFIN20110607_144544_000000403103_00183_48473_1394.N1	07-JUN-2011 14:45:44	Bright	40.000	133	40Zet Her	2.8070	6000.0	80	48473	No
187	GOM_NL__2PRFIN20110607_145252_000000423103_00183_48473_1395.N1	07-JUN-2011 14:52:52	Bright	41.500	130	23Bet Dra	2.7990	5800.0	83	48473	No
188	GOM_NL__2PRFIN20110607_150336_000000483103_00183_48473_1396.N1	07-JUN-2011 15:03:36	Bright	47.500	89	5Alp Cep	2.4510	8000.0	95	48473	No
189	GOM_NL__2PRFIN20110607_150928_000000583103_00183_48473_1397.N1	07-JUN-2011 15:09:28	Bright	58.000	76	27Gam Cas	2.3000	30000.	116	48473	No
190	GOM_NL__2PRFIN20110607_151516_000000383103_00183_48473_1398.N1	07-JUN-2011 15:15:16	Bright	38.000	73	57Gam1And	2.2600	13100.	76	48473	No
191	GOM_NL__2PRFIN20110607_151734_000000553103_00183_48473_1399.N1	07-JUN-2011 15:17:34	Bright	54.500	53	43Bet And	2.0480	3300.0	109	48473	No
192	GOM_NL__2PRFIN20110607_152144_000000433103_00183_48473_1400.N1	07-JUN-2011 15:21:44	Twilight	43.000	105	6Bet Ari	2.6450	8900.0	86	48473	No
193	GOM_NL__2PRFIN20110607_153512_000000593103_00183_48473_1401.N1	07-JUN-2011 15:35:12	Dark	58.500	52	16Bet Cet	2.0370	4500.0	117	48473	No
194	GOM_NL__2PRFIN20110607_154143_000000483103_00183_48473_1402.N1	07-JUN-2011 15:41:43	Dark	48.000	84	Alp Phe	2.3970	4500.0	96	48473	No
195	GOM_NL__2PRFIN20110607_154500_000000623103_00184_48474_1416.N1	07-JUN-2011 15:45:00	Dark	62.000	18	24Alp PsA	1.1660	9700.0	124	48474	No
196	GOM_NL__2PRFIN20110607_154731_000000493103_00184_48474_1417.N1	07-JUN-2011 15:47:31	Dark	49.000	63	Bet Gru	2.1500	2800.0	98	48474	No
197	GOM_NL__2PRFIN20110607_154930_000000463103_00184_48474_1418.N1	07-JUN-2011 15:49:30	Dark	46.000	31	Alp Gru	1.7340	15200.	92	48474	No
198	GOM_NL__2PRFIN20110607_155358_000000453103_00184_48474_1419.N1	07-JUN-2011 15:53:58	Straylight	45.000	45	Alp Pav	1.9400	26000.	90	48474	No
199	GOM_NL__2PRFIN20110607_160236_000000463103_00184_48474_1420.N1	07-JUN-2011 16:02:36	Straylight	45.500	40	The Sco	1.8590	7100.0	91	48474	No
200	GOM_NL__2PRFIN20110607_160421_000000483103_00184_48474_1421.N1	07-JUN-2011 16:04:21	Twilight	47.500	25	35Lam Sco	1.6200	28000.	95	48474	No
201	GOM_NL__2PRFIN20110607_160541_000000513103_00184_48474_1422.N1	07-JUN-2011 16:05:41	Twilight	51.000	167	10Gam2Sgr	2.9840	4500.0	102	48474	No
202	GOM_NL__2PRFIN20110607_161117_000000433103_00184_48474_1423.N1	07-JUN-2011 16:11:17	Bright	42.500	86	35Eta Oph	2.4300	10200.	85	48474	No
203	GOM_NL__2PRFIN20110607_161303_000000403103_00184_48474_1424.N1	07-JUN-2011 16:13:03	Bright	40.000	98	13Zet Oph	2.5710	30000.	80	48474	No
204	GOM_NL__2PRFIN20110607_161511_000000383103_00184_48474_1425.N1	07-JUN-2011 16:15:11	Bright	37.500	120	1Del Oph	2.7340	3200.0	75	48474	No
205	GOM_NL__2PRFIN20110607_162245_000000393103_00184_48474_1426.N1	07-JUN-2011 16:22:45	Bright	38.500	127	27Bet Her	2.7810	4700.0	77	48474	No
206	GOM_NL__2PRFIN20110607_162557_000000403103_00184_48474_1427.N1	07-JUN-2011 16:25:57	Bright	40.000	133	40Zet Her	2.8070	6000.0	80	48474	No
207	GOM_NL__2PRFIN20110607_163306_000000443103_00184_48474_1428.N1	07-JUN-2011 16:33:06	Bright	44.000	130	23Bet Dra	2.7990	5800.0	88	48474	No
208	GOM_NL__2PRFIN20110607_164350_000000483103_00184_48474_1429.N1	07-JUN-2011 16:43:50	Bright	48.000	89	5Alp Cep	2.4510	8000.0	96	48474	No
209	GOM_NL__2PRFIN20110607_164942_000000373103_00184_48474_1430.N1	07-JUN-2011 16:49:42	Bright	36.500	76	27Gam Cas	2.3000	30000.	73	48474	No
210	GOM_NL__2PRFIN20110607_165530_000000383103_00184_48474_1431.N1	07-JUN-2011 16:55:30	Bright	38.000	73	57Gam1And	2.2600	13100.	76	48474	No
211	GOM_NL__2PRFIN20110607_165748_000000503103_00184_48474_1432.N1	07-JUN-2011 16:57:48	Bright	50.000	53	43Bet And	2.0480	3300.0	100	48474	No
212	GOM_NL__2PRFIN20110607_170158_000000443103_00184_48474_1433.N1	07-JUN-2011 17:01:58	Twilight	44.000	105	6Bet Ari	2.6450	8900.0	88	48474	No
213	GOM_NL__2PRFIN20110607_171526_000000533103_00184_48474_1434.N1	07-JUN-2011 17:15:26	Dark	52.500	52	16Bet Cet	2.0370	4500.0	105	48474	No
214	GOM_NL__2PRFIN20110607_172158_000000533103_00184_48474_1435.N1	07-JUN-2011 17:21:58	Dark	52.500	84	Alp Phe	2.3970	4500.0	105	48474	No
215	GOM_NL__2PRFIN20110607_172516_000000583103_00185_48475_1768.N1	07-JUN-2011 17:25:16	Dark	58.000	18	24Alp PsA	1.1660	9700.0	116	48475	No
216	GOM_NL__2PRFIN20110607_172746_000000623103_00185_48475_1769.N1	07-JUN-2011 17:27:46	Dark	61.500	63	Bet Gru	2.1500	2800.0	123	48475	No
217	GOM_NL__2PRFIN20110607_172944_000000483103_00185_48475_1770.N1	07-JUN-2011 17:29:44	Dark	48.000	31	Alp Gru	1.7340	15200.	96	48475	No
218	GOM_NL__2PRFIN20110607_173412_000000413103_00185_48475_1771.N1	07-JUN-2011 17:34:12	Straylight	41.000	45	Alp Pav	1.9400	26000.	82	48475	No
219	GOM_NL__2PRFIN20110607_174251_000000493103_00185_48475_1772.N1	07-JUN-2011 17:42:51	Straylight	49.000	40	The Sco	1.8590	7100.0	98	48475	No

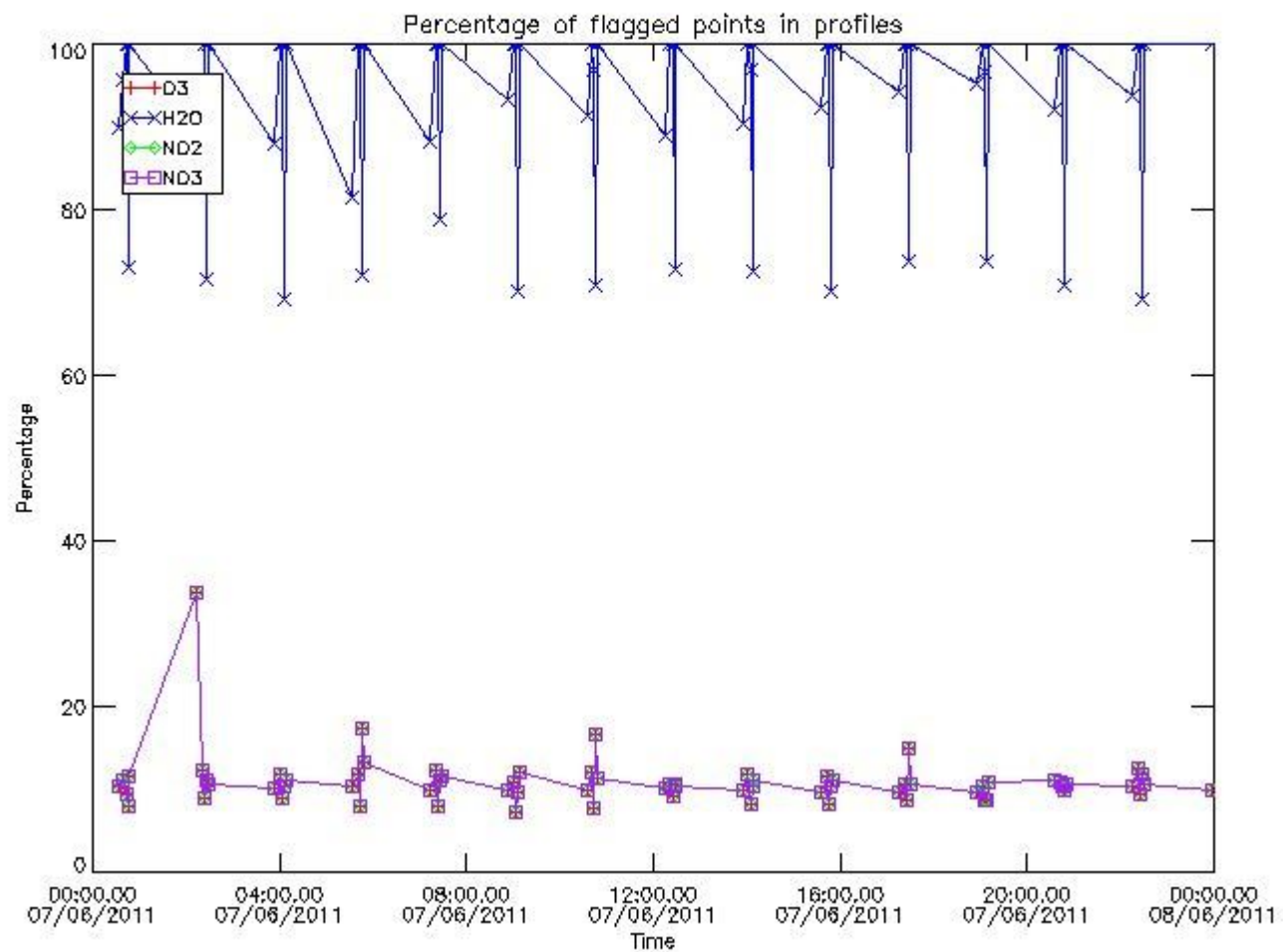
220	GOM_NL__2PRFIN20110607_174436_000000473103_00185_48475_1773.N1	07-JUN-2011 17:44:36	Twilight	47.000	25	35Lam Sco	1.6200	28000.	94	48475	No
221	GOM_NL__2PRFIN20110607_174556_000000493103_00185_48475_1774.N1	07-JUN-2011 17:45:56	Twilight	49.000	167	10Gam2Sgr	2.9840	4500.0	98	48475	No
222	GOM_NL__2PRFIN20110607_175131_000000423103_00185_48475_1775.N1	07-JUN-2011 17:51:31	Bright	42.000	86	35Eta Oph	2.4300	10200.	84	48475	No
223	GOM_NL__2PRFIN20110607_175317_000000403103_00185_48475_1776.N1	07-JUN-2011 17:53:17	Bright	39.500	98	13Zet Oph	2.5710	30000.	79	48475	No
224	GOM_NL__2PRFIN20110607_175525_000000383103_00185_48475_1777.N1	07-JUN-2011 17:55:25	Bright	37.500	120	1Del Oph	2.7340	3200.0	75	48475	No
225	GOM_NL__2PRFIN20110607_180259_000000393103_00185_48475_1778.N1	07-JUN-2011 18:02:59	Bright	39.000	127	27Bet Her	2.7810	4700.0	78	48475	No
226	GOM_NL__2PRFIN20110607_180611_000000403103_00185_48475_1779.N1	07-JUN-2011 18:06:11	Bright	40.000	133	40Zet Her	2.8070	6000.0	80	48475	No
227	GOM_NL__2PRFIN20110607_181319_000000413103_00185_48475_1780.N1	07-JUN-2011 18:13:19	Bright	41.000	130	23Bet Dra	2.7990	5800.0	82	48475	No
228	GOM_NL__2PRFIN20110607_182403_000000483103_00185_48475_1781.N1	07-JUN-2011 18:24:03	Bright	48.000	89	5Alp Cep	2.4510	8000.0	96	48475	No
229	GOM_NL__2PRFIN20110607_182956_000000413103_00185_48475_1782.N1	07-JUN-2011 18:29:56	Bright	40.500	76	27Gam Cas	2.3000	30000.	81	48475	No
230	GOM_NL__2PRFIN20110607_183544_000000553103_00185_48475_1783.N1	07-JUN-2011 18:35:44	Bright	55.000	73	57Gam1And	2.2600	13100.	110	48475	No
231	GOM_NL__2PRFIN20110607_183802_000000483103_00185_48475_1784.N1	07-JUN-2011 18:38:02	Bright	48.000	53	43Bet And	2.0480	3300.0	96	48475	No
232	GOM_NL__2PRFIN20110607_184213_000000463103_00185_48475_1785.N1	07-JUN-2011 18:42:13	Twilight	45.500	105	6Bet Ari	2.6450	8900.0	91	48475	No
233	GOM_NL__2PRFIN20110607_185541_000000533103_00185_48475_1786.N1	07-JUN-2011 18:55:41	Dark	52.500	52	16Bet Cet	2.0370	4500.0	105	48475	No
234	GOM_NL__2PRFIN20110607_190213_000000503103_00185_48475_1787.N1	07-JUN-2011 19:02:13	Dark	49.500	84	Alp Phe	2.3970	4500.0	99	48475	No
235	GOM_NL__2PRFIN20110607_190531_000000583103_00186_48476_1792.N1	07-JUN-2011 19:05:31	Dark	58.000	18	24Alp PsA	1.1660	9700.0	116	48476	No
236	GOM_NL__2PRFIN20110607_190801_000000603103_00186_48476_1793.N1	07-JUN-2011 19:08:01	Dark	59.500	63	Bet Gru	2.1500	2800.0	119	48476	No
237	GOM_NL__2PRFIN20110607_191000_000000483103_00186_48476_1794.N1	07-JUN-2011 19:10:00	Dark	47.500	31	Alp Gru	1.7340	15200.	95	48476	No
238	GOM_NL__2PRFIN20110607_191427_000000413103_00186_48476_1795.N1	07-JUN-2011 19:14:27	Straylight	41.000	45	Alp Pav	1.9400	26000.	82	48476	No
239	GOM_NL__2PRFIN20110607_192305_000000443103_00186_48476_1796.N1	07-JUN-2011 19:23:05	Straylight	43.500	40	The Sco	1.8590	7100.0	87	48476	No
240	GOM_NL__2PRFIN20110607_192450_000000463103_00186_48476_1797.N1	07-JUN-2011 19:24:50	Twilight	46.000	25	35Lam Sco	1.6200	28000.	92	48476	No
241	GOM_NL__2PRFIN20110607_192610_000000523103_00186_48476_1798.N1	07-JUN-2011 19:26:10	Twilight	51.500	167	10Gam2Sgr	2.9840	4500.0	103	48476	No
242	GOM_NL__2PRFIN20110607_193145_000000423103_00186_48476_1799.N1	07-JUN-2011 19:31:45	Bright	41.500	86	35Eta Oph	2.4300	10200.	83	48476	No
243	GOM_NL__2PRFIN20110607_193332_000000403103_00186_48476_1800.N1	07-JUN-2011 19:33:32	Bright	39.500	98	13Zet Oph	2.5710	30000.	79	48476	No
244	GOM_NL__2PRFIN20110607_193539_000000383103_00186_48476_1801.N1	07-JUN-2011 19:35:39	Bright	37.500	120	1Del Oph	2.7340	3200.0	75	48476	No
245	GOM_NL__2PRFIN20110607_194313_000000423103_00186_48476_1802.N1	07-JUN-2011 19:43:13	Bright	41.500	127	27Bet Her	2.7810	4700.0	83	48476	No
246	GOM_NL__2PRFIN20110607_194625_000000403103_00186_48476_1803.N1	07-JUN-2011 19:46:25	Bright	40.000	133	40Zet Her	2.8070	6000.0	80	48476	No
247	GOM_NL__2PRFIN20110607_195333_000000453103_00186_48476_1804.N1	07-JUN-2011 19:53:33	Bright	44.500	130	23Bet Dra	2.7990	5800.0	89	48476	No
248	GOM_NL__2PRFIN20110607_200416_000000473103_00186_48476_1805.N1	07-JUN-2011 20:04:16	Bright	47.000	89	5Alp Cep	2.4510	8000.0	94	48476	No
249	GOM_NL__2PRFIN20110607_201010_000000373103_00186_48476_1806.N1	07-JUN-2011 20:10:10	Bright	36.500	76	27Gam Cas	2.3000	30000.	73	48476	No
250	GOM_NL__2PRFIN20110607_201558_000000553103_00186_48476_1807.N1	07-JUN-2011 20:15:58	Bright	55.000	73	57Gam1And	2.2600	13100.	110	48476	No
251	GOM_NL__2PRFIN20110607_201816_000000613103_00186_48476_1808.N1	07-JUN-2011 20:18:16	Bright	61.000	53	43Bet And	2.0480	3300.0	122	48476	No
252	GOM_NL__2PRFIN20110607_202227_000000433103_00186_48476_1809.N1	07-JUN-2011 20:22:27	Twilight	42.500	105	6Bet Ari	2.6450	8900.0	85	48476	No
253	GOM_NL__2PRFIN20110607_203556_000000513103_00186_48476_1810.N1	07-JUN-2011 20:35:56	Dark	50.500	52	16Bet Cet	2.0370	4500.0	101	48476	No
254	GOM_NL__2PRFIN20110607_204227_000000473103_00186_48476_1811.N1	07-JUN-2011 20:42:27	Dark	46.500	84	Alp Phe	2.3970	4500.0	93	48476	No
255	GOM_NL__2PRFIN20110607_204547_000000543103_00187_48477_1826.N1	07-JUN-2011 20:45:47	Dark	54.000	18	24Alp PsA	1.1660	9700.0	108	48477	No
256	GOM_NL__2PRFIN20110607_204815_000000523103_00187_48477_1827.N1	07-JUN-2011 20:48:15	Dark	52.000	63	Bet Gru	2.1500	2800.0	104	48477	No
257	GOM_NL__2PRFIN20110607_205015_000000493103_00187_48477_1828.N1	07-JUN-2011 20:50:15	Dark	48.500	31	Alp Gru	1.7340	15200.	97	48477	No
258	GOM_NL__2PRFIN20110607_205442_000000423103_00187_48477_1829.N1	07-JUN-2011 20:54:42	Straylight	41.500	45	Alp Pav	1.9400	26000.	83	48477	No
259	GOM_NL__2PRFIN20110607_210320_000000443103_00187_48477_1830.N1	07-JUN-2011 21:03:20	Straylight	44.000	40	The Sco	1.8590	7100.0	88	48477	No
260	GOM_NL__2PRFIN20110607_210504_000000433103_00187_48477_1831.N1	07-JUN-2011 21:05:04	Twilight	43.000	25	35Lam Sco	1.6200	28000.	86	48477	No
261	GOM_NL__2PRFIN20110607_210625_000000503103_00187_48477_1832.N1	07-JUN-2011 21:06:25	Twilight	50.000	167	10Gam2Sgr	2.9840	4500.0	100	48477	No
262	GOM_NL__2PRFIN20110607_211159_000000433103_00187_48477_1833.N1	07-JUN-2011 21:11:59	Bright	43.000	86	35Eta Oph	2.4300	10200.	86	48477	No
263	GOM_NL__2PRFIN20110607_211346_000000393103_00187_48477_1834.N1	07-JUN-2011 21:13:46	Bright	39.000	98	13Zet Oph	2.5710	30000.	78	48477	No
264	GOM_NL__2PRFIN20110607_211553_000000383103_00187_48477_1835.N1	07-JUN-2011 21:15:53	Bright	37.500	120	1Del Oph	2.7340	3200.0	75	48477	No
265	GOM_NL__2PRFIN20110607_212327_000000423103_00187_48477_1836.N1	07-JUN-2011 21:23:27	Bright	41.500	127	27Bet Her	2.7810	4700.0	83	48477	No
266	GOM_NL__2PRFIN20110607_212638_000000403103_00187_48477_1837.N1	07-JUN-2011 21:26:38	Bright	39.500	133	40Zet Her	2.8070	6000.0	79	48477	No
267	GOM_NL__2PRFIN20110607_213346_000000453103_00187_48477_1838.N1	07-JUN-2011 21:33:46	Bright	45.000	130	23Bet Dra	2.7990	5800.0	90	48477	No
268	GOM_NL__2PRFIN20110607_214430_000000463103_00187_48477_1839.N1	07-JUN-2011 21:44:30	Bright	46.000	89	5Alp Cep	2.4510	8000.0	92	48477	No
269	GOM_NL__2PRFIN20110607_215024_000000393103_00187_48477_1840.N1	07-JUN-2011 21:50:24	Bright	38.500	76	27Gam Cas	2.3000	30000.	77	48477	No
270	GOM_NL__2PRFIN20110607_215612_000000553103_00187_48477_1841.N1	07-JUN-2011 21:56:12	Bright	55.000	73	57Gam1And	2.2600	13100.	110	48477	No
271	GOM_NL__2PRFIN20110607_215830_000000563103_00187_48477_1842.N1	07-JUN-2011 21:58:30	Bright	55.500	53	43Bet And	2.0480	3300.0	111	48477	No
272	GOM_NL__2PRFIN20110607_220241_000000423103_00187_48477_1843.N1	07-JUN-2011 22:02:41	Twilight	41.500	105	6Bet Ari	2.6450	8900.0	83	48477	No
273	GOM_NL__2PRFIN20110607_221611_000000493103_00187_48477_1844.N1	07-JUN-2011 22:16:11	Dark	49.000	52	16Bet Cet	2.0370	4500.0	98	48477	No
274	GOM_NL__2PRFIN20110607_222242_000000413103_00187_48477_1845.N1	07-JUN-2011 22:22:42	Dark	41.000	84	Alp Phe	2.3970	4500.0	82	48477	No
275	GOM_NL__2PRFIN20110607_222602_000000543103_00188_48478_1839.N1	07-JUN-2011 22:26:02	Dark	54.000	18	24Alp PsA	1.1660	9700.0	108	48478	No
276	GOM_NL__2PRFIN20110607_222830_000000483103_00188_48478_1840.N1	07-JUN-2011 22:28:30	Dark	47.500	63	Bet Gru	2.1500	2800.0	95	48478	No
277	GOM_NL__2PRFIN20110607_223029_000000493103_00188_48478_1841.N1	07-JUN-2011 22:30:29	Dark	48.500	31	Alp Gru	1.7340	15200.	97	48478	No
278	GOM_NL__2PRFIN20110607_223456_000000433103_00188_48478_1842.N1	07-JUN-2011 22:34:56	Straylight	43.000	45	Alp Pav	1.9400	26000.	86	48478	No

279	GOM_NL__2PRFIN20110607_224334_000000473103_00188_48478_1843.N1	07-JUN-2011 22:43:34	Straylight	46.500	40	The Sco	1.8590	7100.0	93	48478	No
280	GOM_NL__2PRFIN20110607_224519_000000463103_00188_48478_1844.N1	07-JUN-2011 22:45:19	Twilight	45.500	25	35Lam Sco	1.6200	28000.	91	48478	No
281	GOM_NL__2PRFIN20110607_224639_000000503103_00188_48478_1845.N1	07-JUN-2011 22:46:39	Twilight	50.000	167	10Gam2Sgr	2.9840	4500.0	100	48478	No
282	GOM_NL__2PRFIN20110607_225213_000000423103_00188_48478_1846.N1	07-JUN-2011 22:52:13	Bright	41.500	86	35Eta Oph	2.4300	10200.	83	48478	No
283	GOM_NL__2PRFIN20110607_225359_000000393103_00188_48478_1847.N1	07-JUN-2011 22:53:59	Bright	39.000	98	13Zet Oph	2.5710	30000.	78	48478	No
284	GOM_NL__2PRFIN20110607_225606_000000383103_00188_48478_1848.N1	07-JUN-2011 22:56:06	Bright	37.500	120	1Del Oph	2.7340	3200.0	75	48478	No
285	GOM_NL__2PRFIN20110607_225928_000000283103_00188_48478_1849.N1	07-JUN-2011 22:59:28	Twilight	28.000	126	60Bet Oph	2.7700	4250.0	56	48478	No
286	GOM_NL__2PRFIN20110607_230340_000000403103_00188_48478_1850.N1	07-JUN-2011 23:03:40	Bright	40.000	127	27Bet Her	2.7810	4700.0	80	48478	No
287	GOM_NL__2PRFIN20110607_230652_000000413103_00188_48478_1851.N1	07-JUN-2011 23:06:52	Bright	40.500	133	40Zet Her	2.8070	6000.0	81	48478	No
288	GOM_NL__2PRFIN20110607_231359_000000433103_00188_48478_1852.N1	07-JUN-2011 23:13:59	Bright	43.000	130	23Bet Dra	2.7990	5800.0	86	48478	No
289	GOM_NL__2PRFIN20110607_232443_000000483103_00188_48478_1853.N1	07-JUN-2011 23:24:43	Bright	48.000	89	5Alp Cep	2.4510	8000.0	96	48478	No
290	GOM_NL__2PRFIN20110607_233037_000000423103_00188_48478_1854.N1	07-JUN-2011 23:30:37	Bright	41.500	76	27Gam Cas	2.3000	30000.	83	48478	No
291	GOM_NL__2PRFIN20110607_233626_000000493103_00188_48478_1855.N1	07-JUN-2011 23:36:26	Bright	48.500	73	57Gam1And	2.2600	13100.	97	48478	No
292	GOM_NL__2PRFIN20110607_233844_000000613103_00188_48478_1856.N1	07-JUN-2011 23:38:44	Bright	61.000	53	43Bet And	2.0480	3300.0	122	48478	No
293	GOM_NL__2PRFIN20110607_234159_000000533103_00188_48478_1857.N1	07-JUN-2011 23:41:59	Twilight	53.000	50	13Alp Ari	2.0070	4250.0	106	48478	No
294	GOM_NL__2PRFIN20110607_235625_000000513103_00188_48478_1858.N1	07-JUN-2011 23:56:25	Dark	51.000	52	16Bet Cet	2.0370	4500.0	102	48478	No

3. Quality information per product

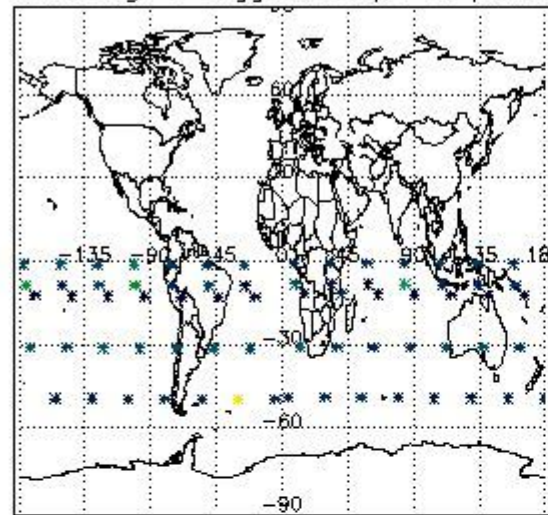
In this section it is plotted some information contained in the Quality Summary data set of the level 2 products. Only products in dark limb conditions and without errors (error flag in the MPH set to "0") are used.

3.1 Plot quality information per product (time dependant)

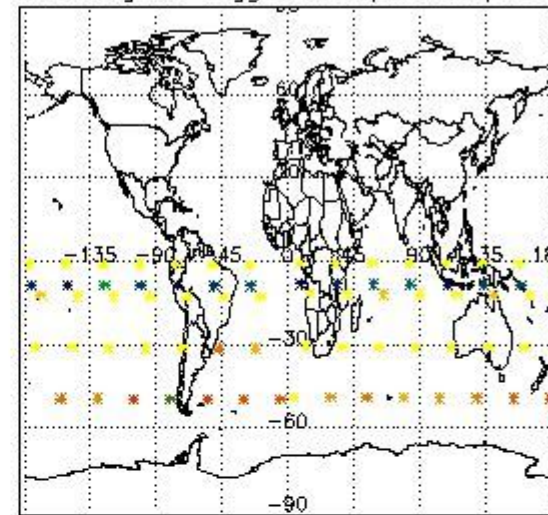


3.2 Plot quality information per product (world map)


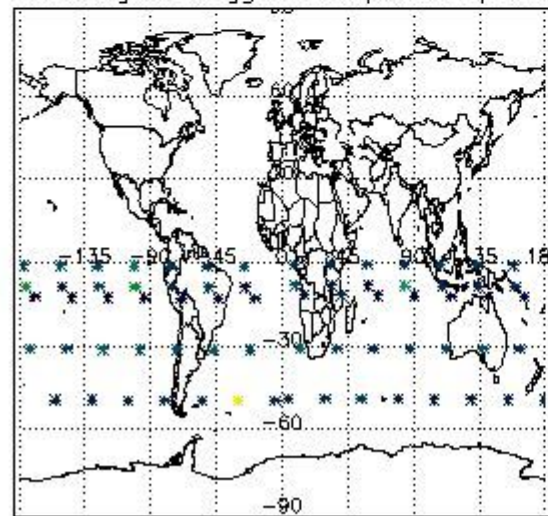
Percentage of flagged data per O3 profile



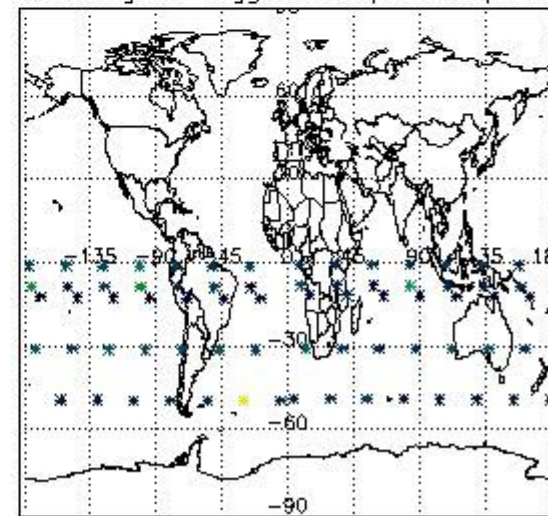
Percentage of flagged data per H2O profile



Percentage of flagged data per NO2 profile



Percentage of flagged data per NO3 profile

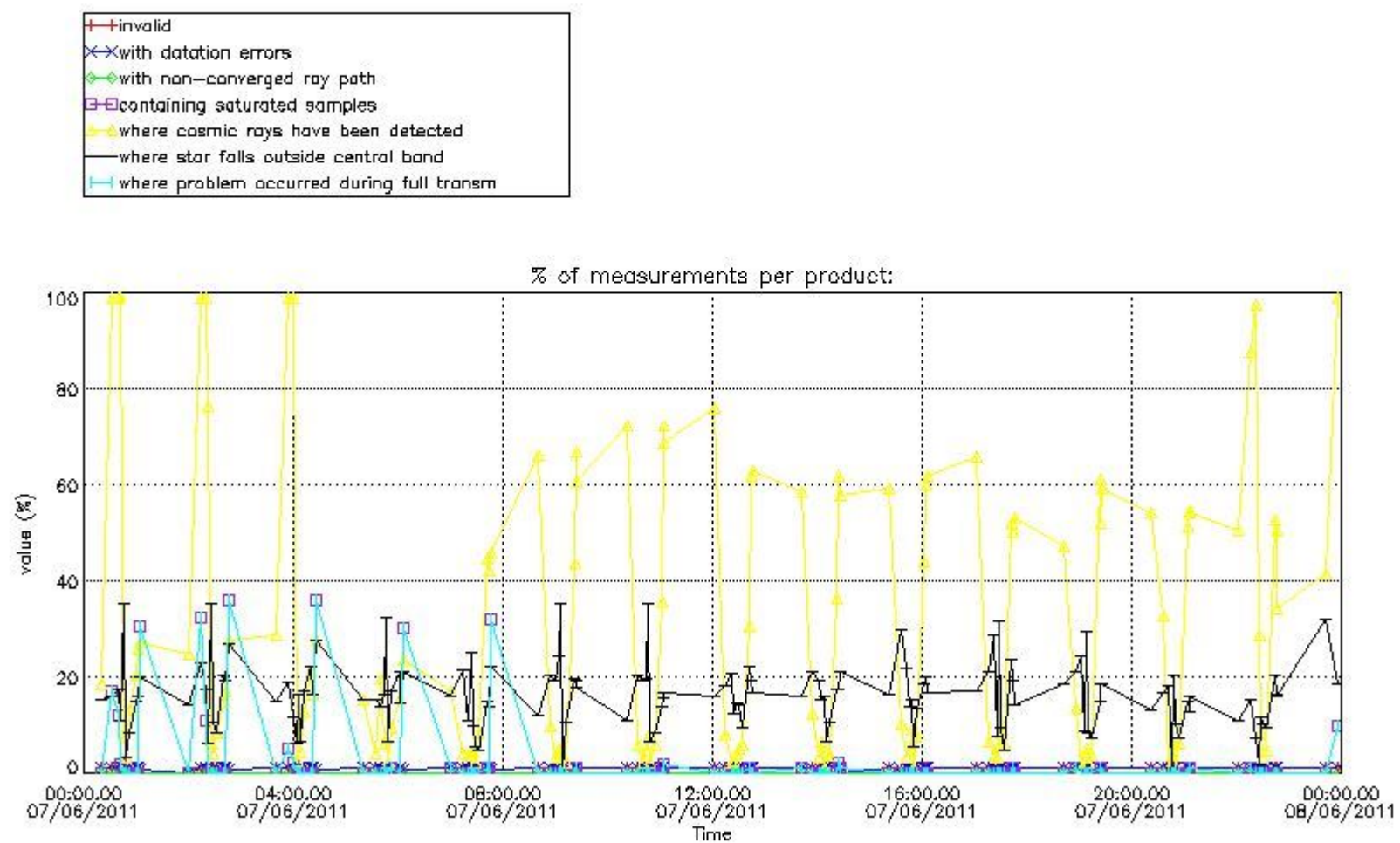


4. Level 1 quality information per product

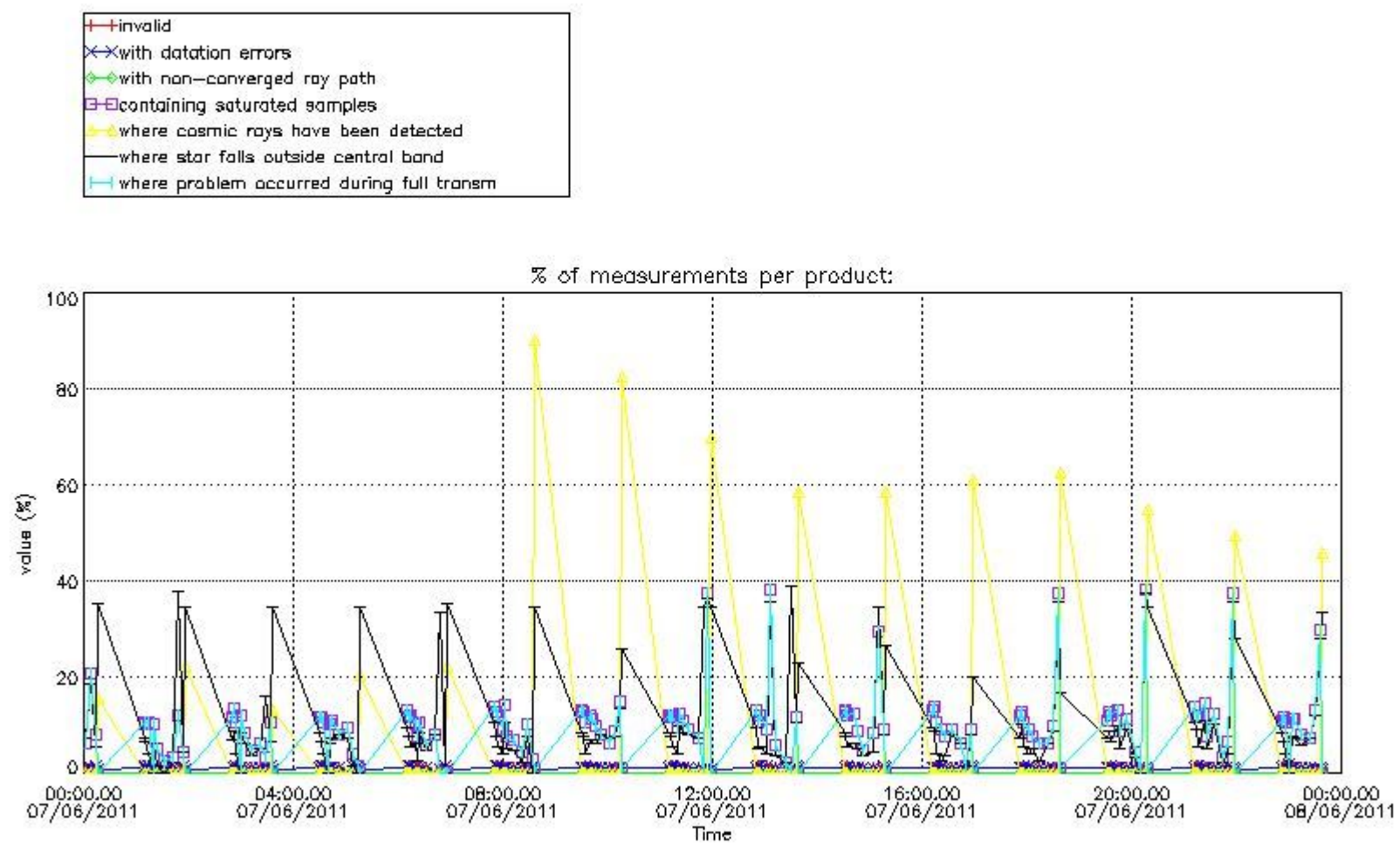
In this section it is plotted some information contained in the Quality Summary data set of the level 2 products that comes from the level 1b processing. Products without errors (error flag in the MPH set to "0") are used.

4.1 Plot quality information per product (time dependant) coming from level 1b processing

4.1.1 Plot level 1 quality information per product (time dependant): ENVISAT ASCENDING passes

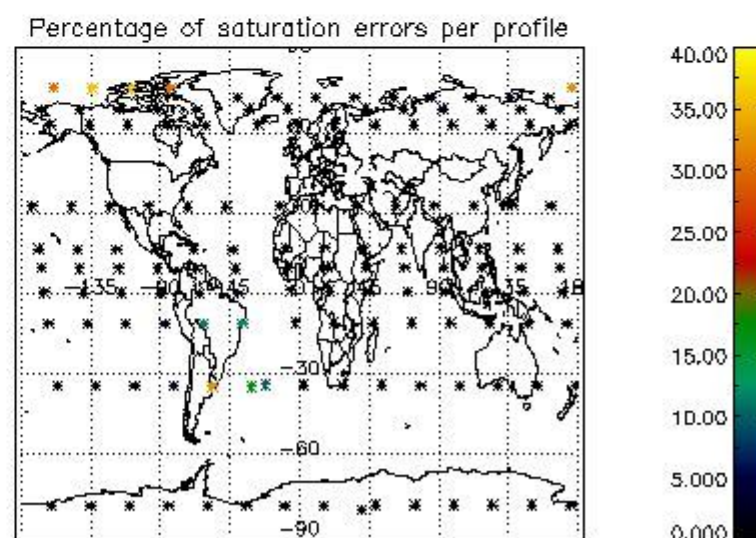
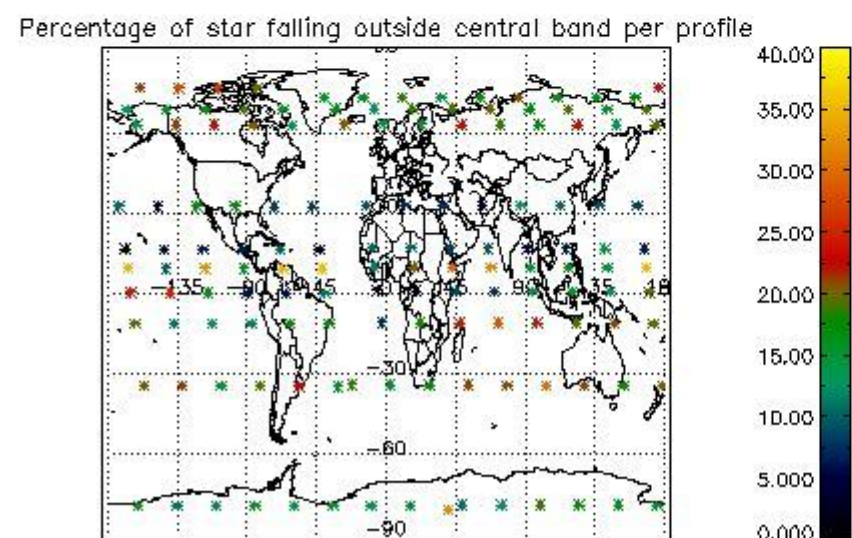
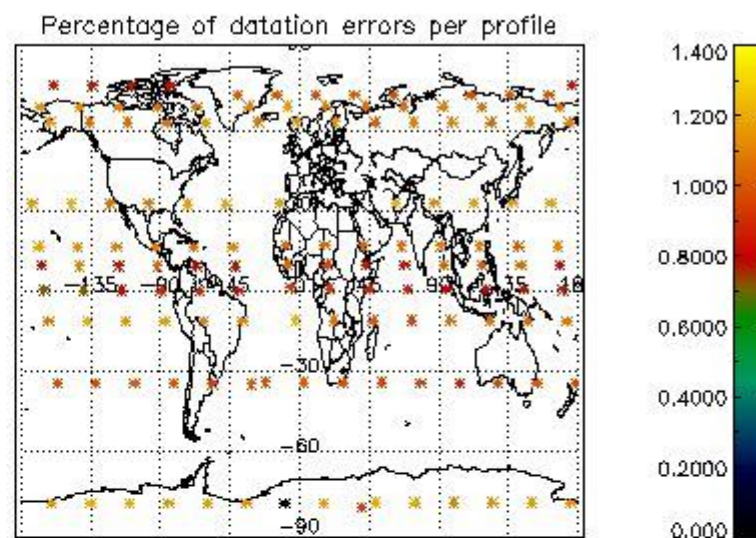
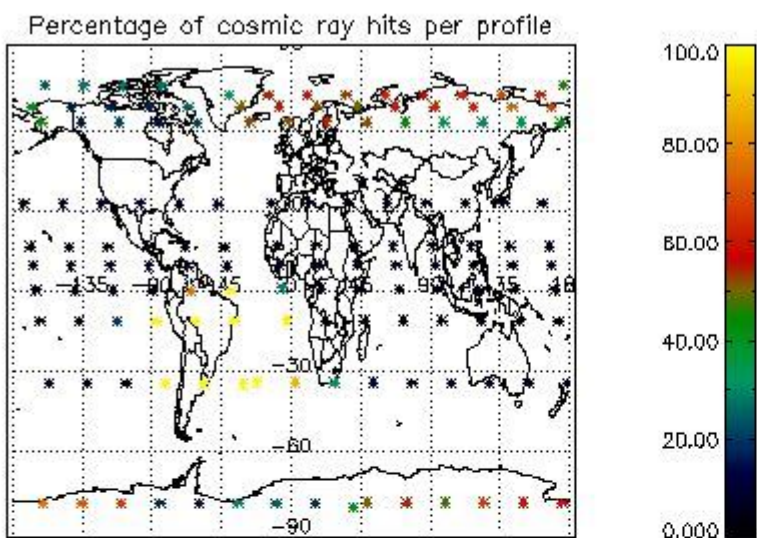


4.1.2 Plot level 1 quality information per product (time dependant): ENVI SAT DESCENDING passes

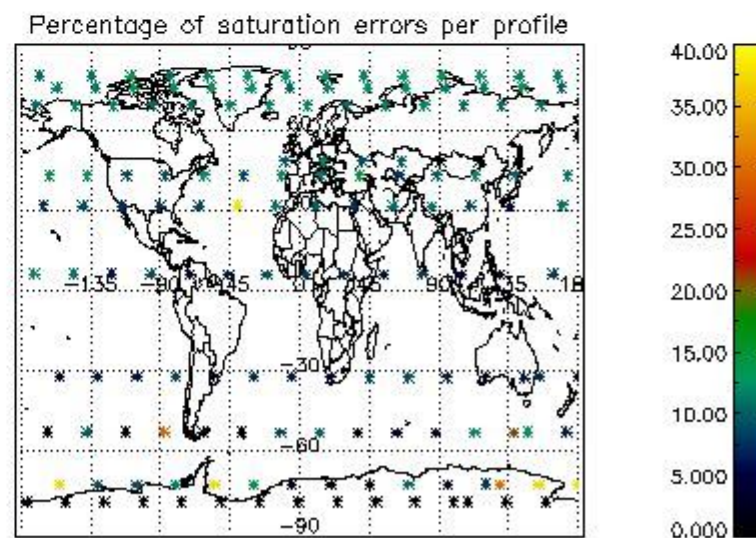
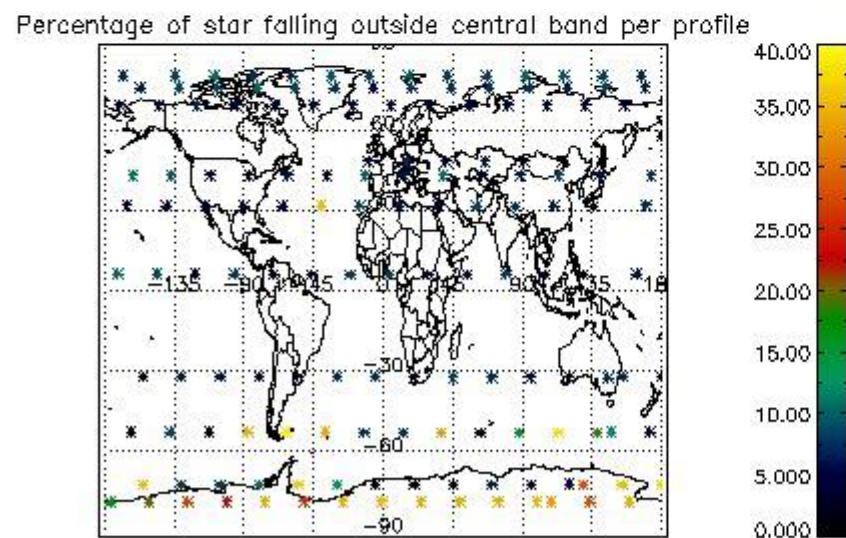
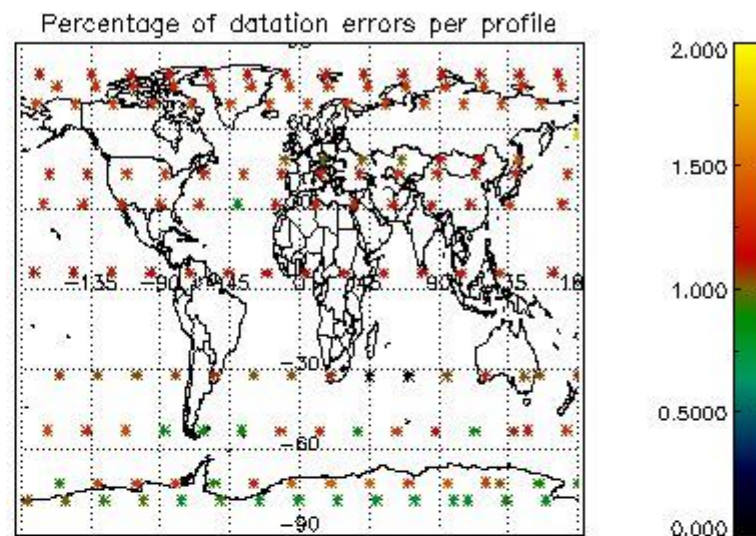
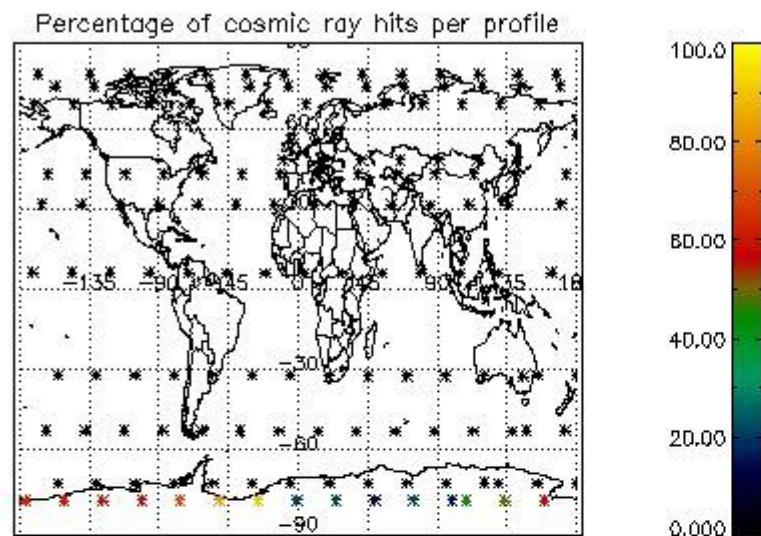


4.2 Plot quality information per product coming from level 1b processing (world map)

4.2.1 Plot level 1 quality information per product (world map): ENVISAT ASCENDING passes



4.2.2 Plot level 1 quality information per product (world map): ENVISAT DESCENDING passes



5. Trace gas profiles

5.1 Ozone statistics based on quality of products

The final quality of the products can be "measured" using the STD (Standard Deviation) attached to every point profile. This information is written to the parameter GOM_NL__2P/NL_LOCAL_SPECIES_DENSITY/o3_std of the level 2 products. The table below shows the statistics for given STD ranges.

The statistics are given with respect to the overall valid production:

- Products without fatal errors: GOM_NL__2P/MPH/PRODUCT_ERR=0
- Valid point profile: GOM_NL__2P/NL_LOCAL_SPECIES_DENSITY/pcd(0)=0

The 'Criteria' is applied to valid points of dark limb products:

- Products in dark limb illumination condition: GOM_NL__2P/NL_SUMMARY_QUALITY/obs_ill_cond=0
- Products without fatal errors: GOM_NL__2P/MPH/PRODUCT_ERR=0
- Valid point profile: GOM_NL__2P/NL_LOCAL_SPECIES_DENSITY/pcd(0)=0

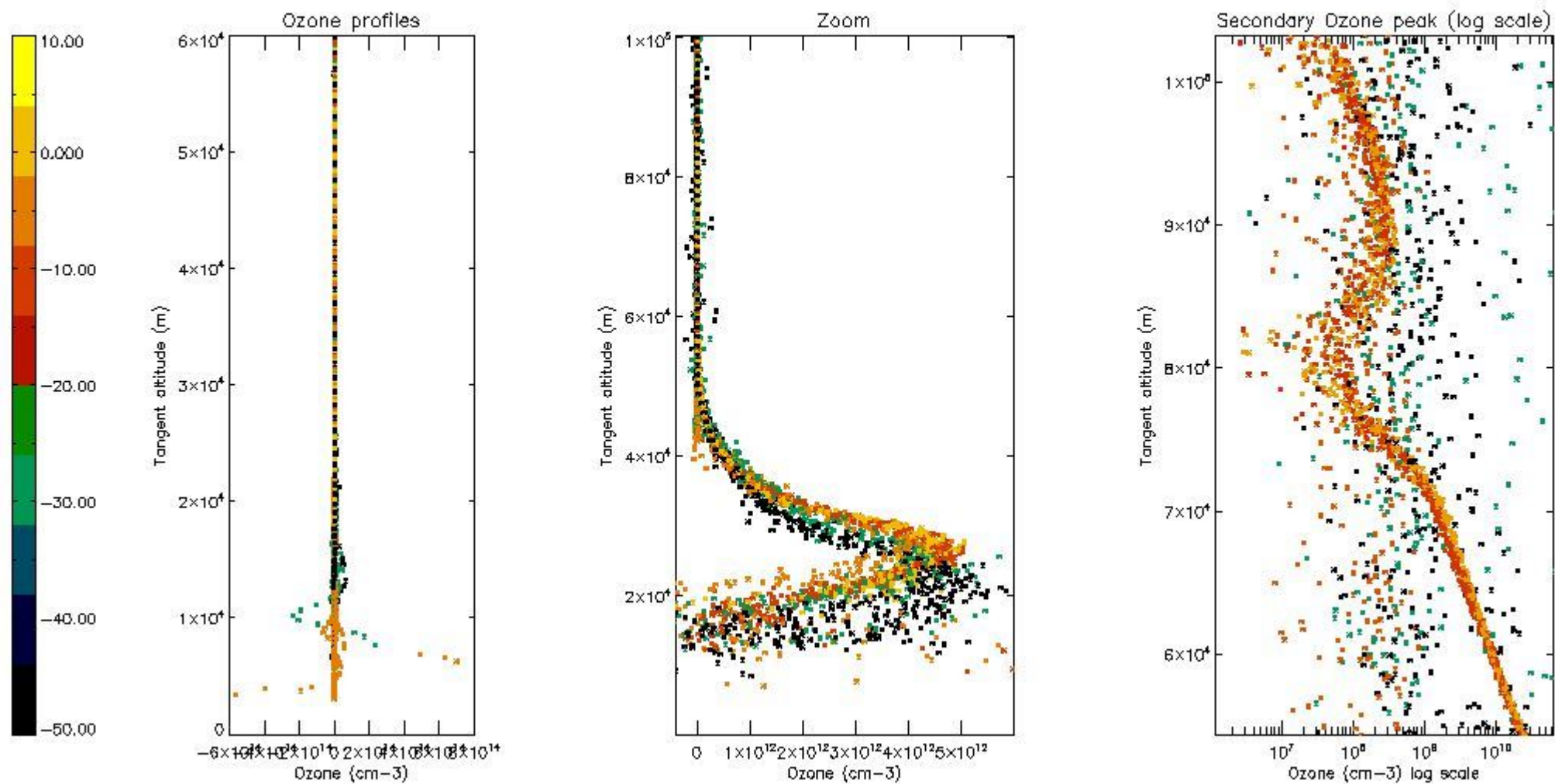
So, the table below shows the percentage of dark limb and valid observations for each criteria with respect to the overall valid daily observations.

Criteria	% of total production
All STD	28
STD < 20	11

STD < 10	7
STD < 5	6

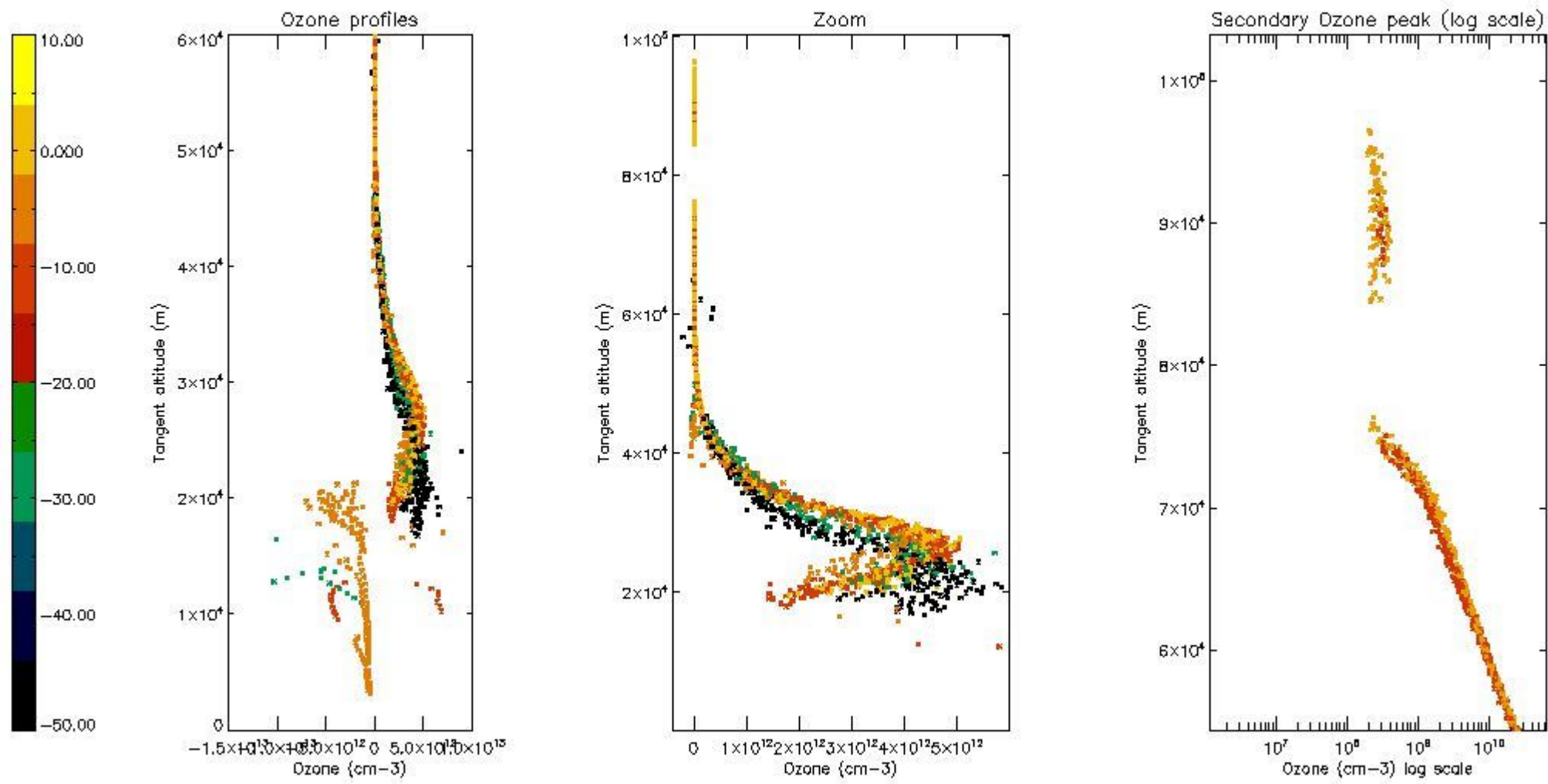
5.2 Plot ozone profiles for all STD (dark without errors)

The colorbar represents the latitude.



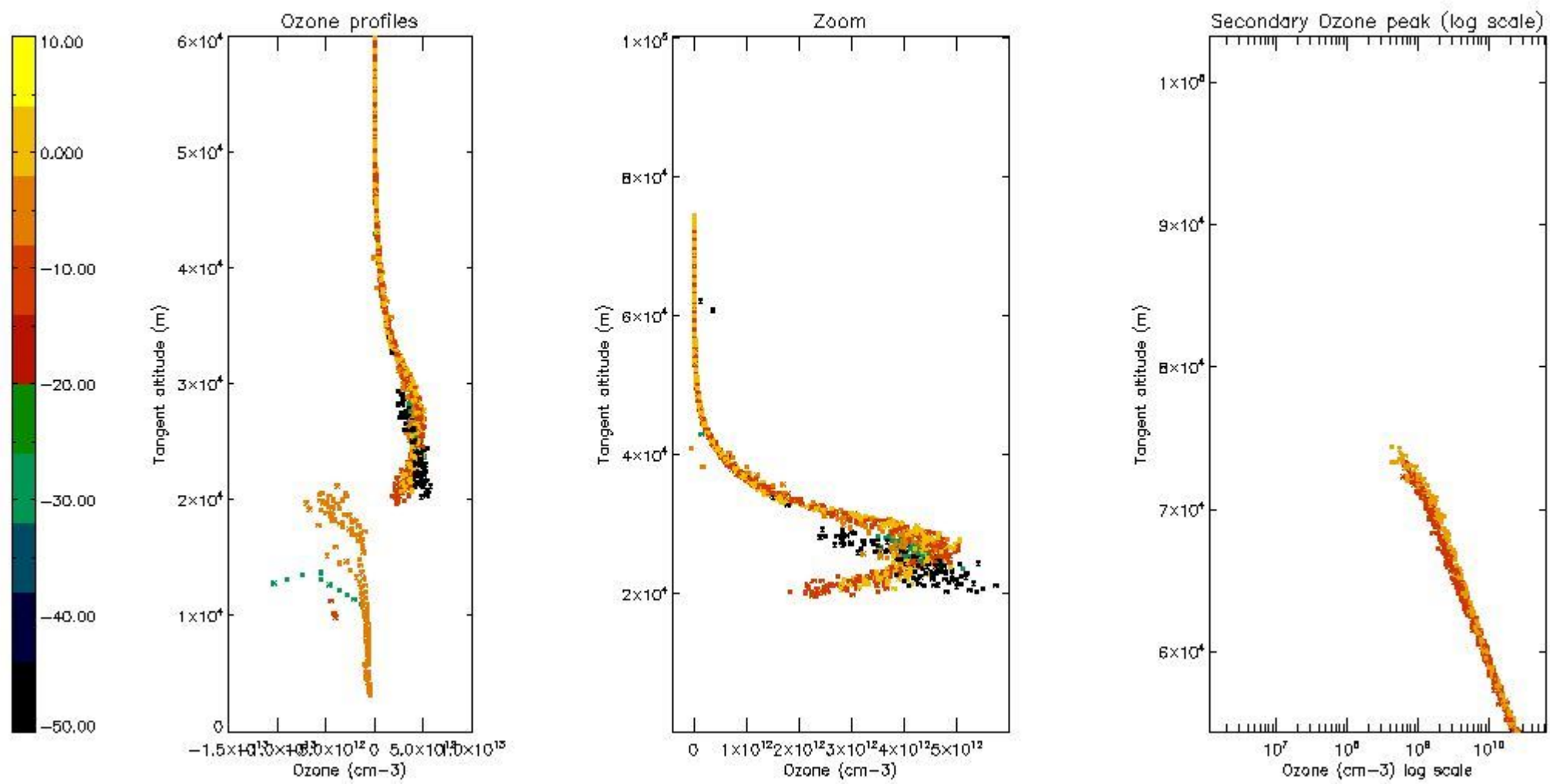
5.3 Plot ozone profiles where STD < 20% (dark without errors)

The colorbar represents the latitude.



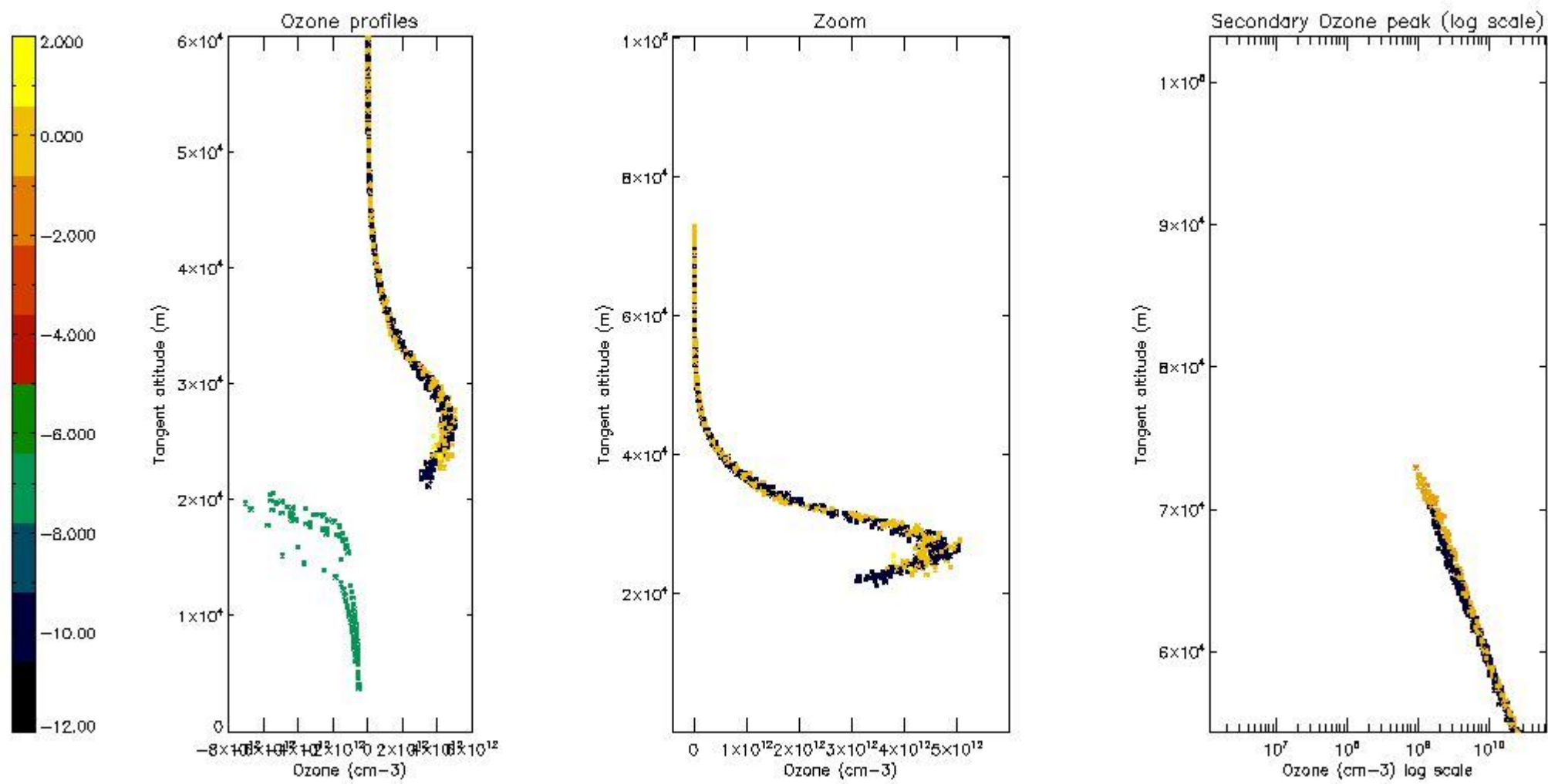
5.4 Plot ozone profiles where STD < 10% (dark without errors)

The colorbar represents the latitude.



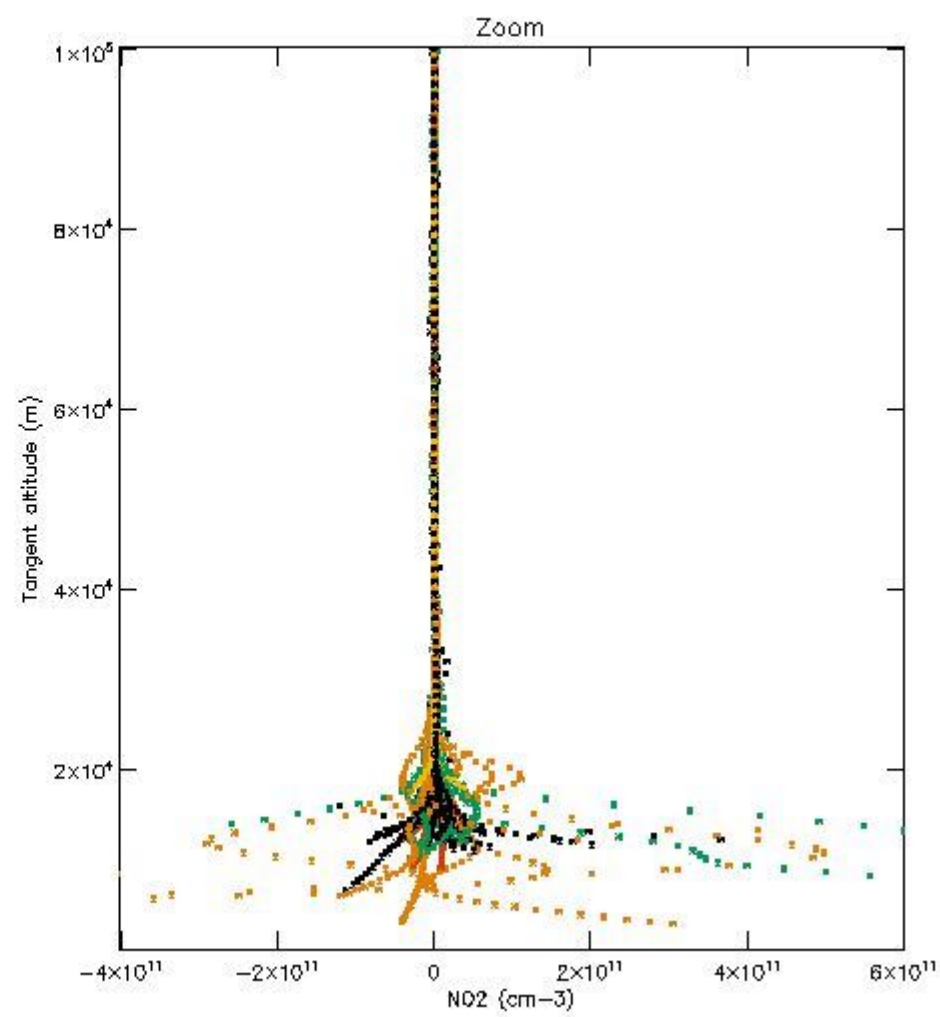
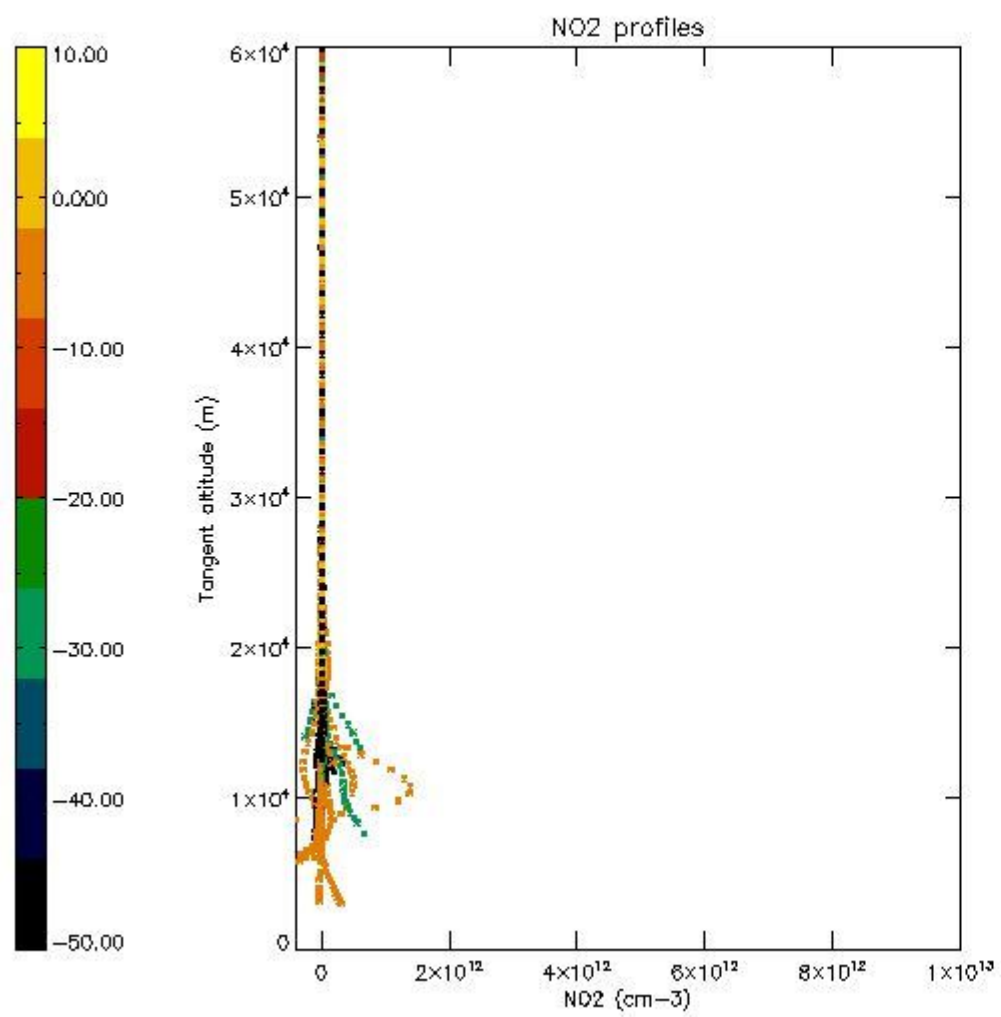
5.5 Plot ozone profiles where STD < 5% (dark without errors)

The colorbar represents the latitude.



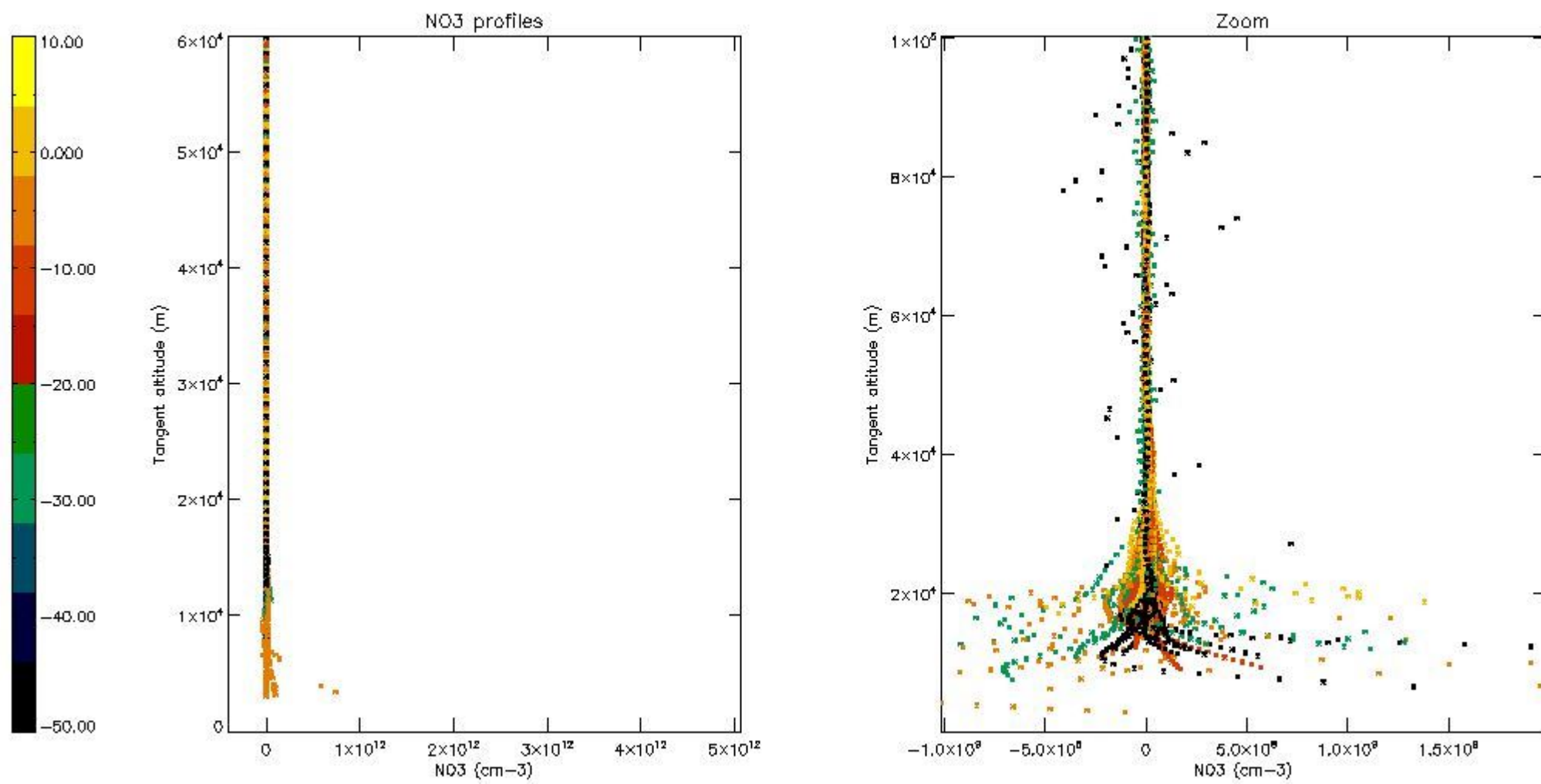
5.6 Plot NO₂ profiles for all STD (dark without errors)

The colorbar represents the latitude.



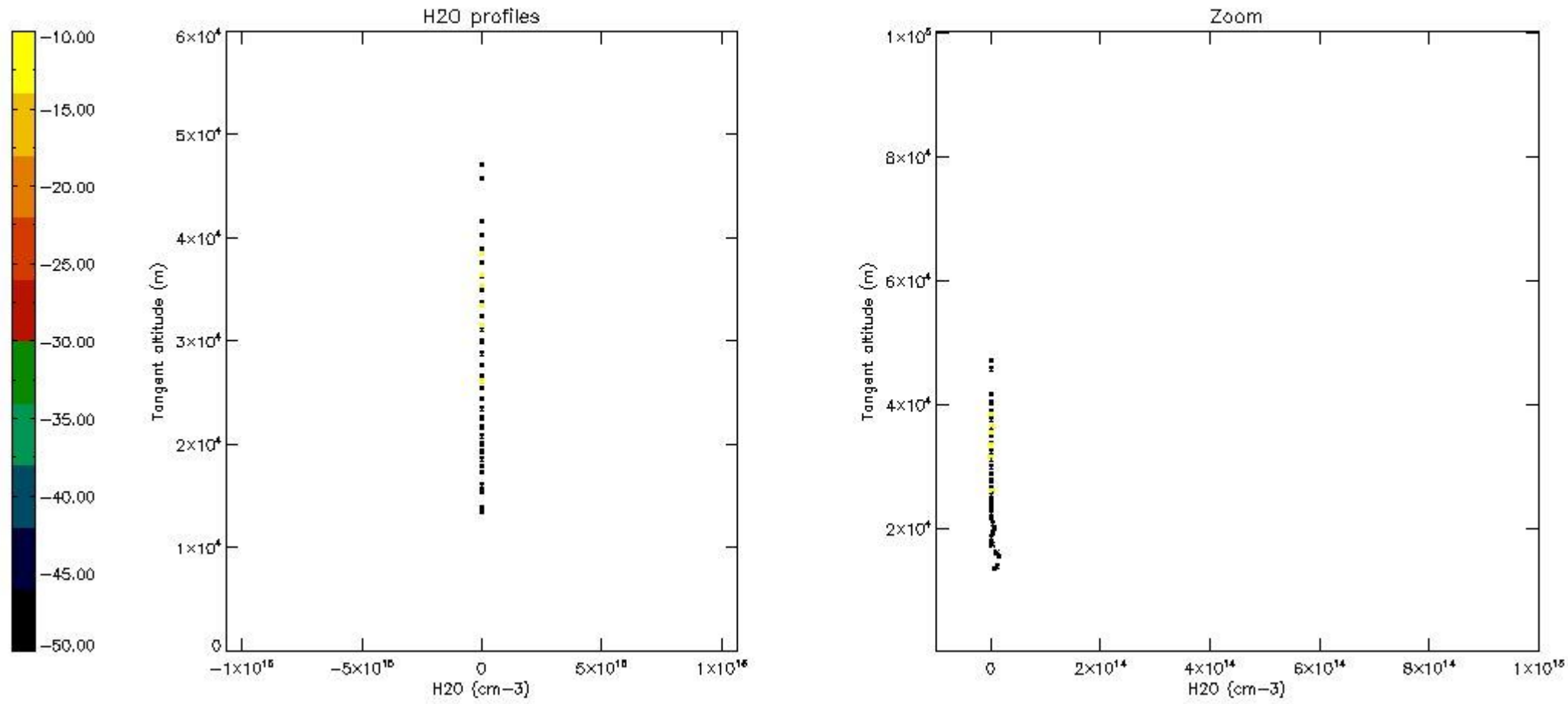
5.7 Plot NO3 profiles for all STD (dark without errors)

The colorbar represents the latitude.



5.8 Plot H2O profiles for all STD (only for occultations of stars 1,2,3,4,13,14,16,26,63 dark without errors)

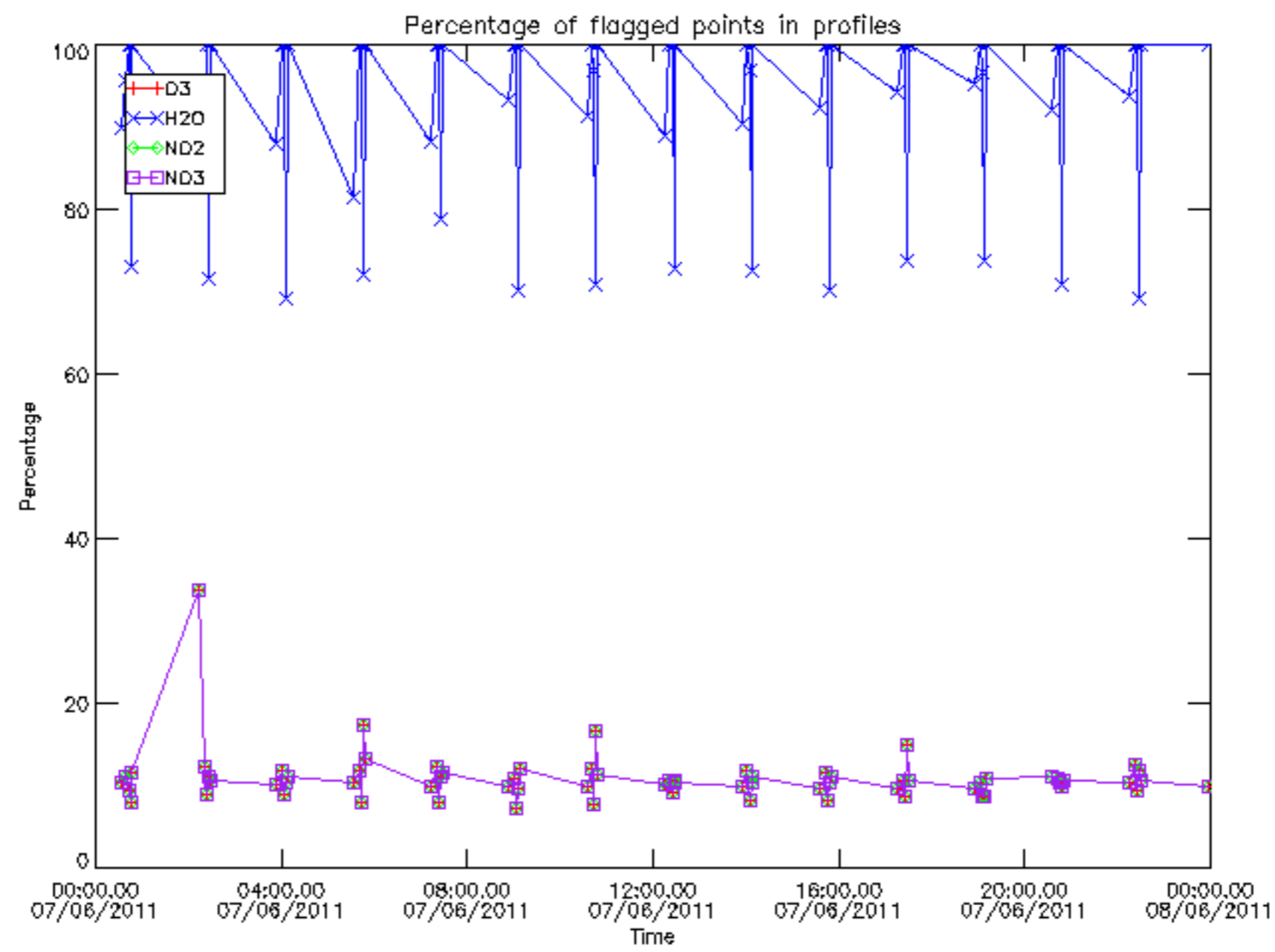
The colorbar represents the latitude.



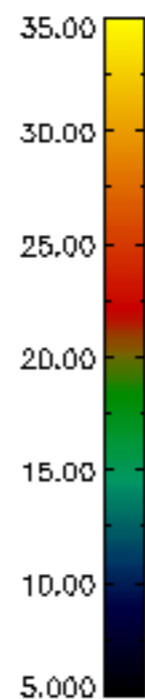
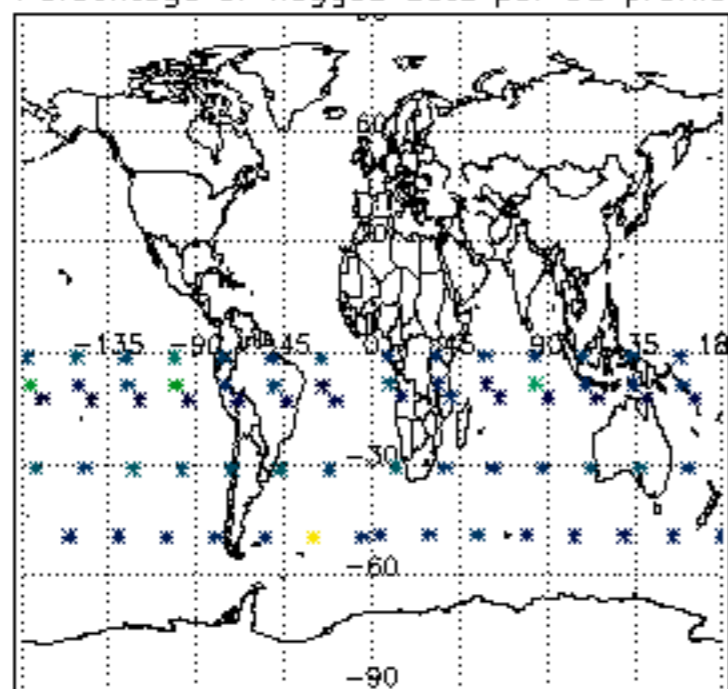
6. Auxiliary Data Files used for the production reported in section 2

The number reported in the third column indicates since which file (see list in section 2) the corresponding auxiliary file has been used. The fourth column is the date of those product files.

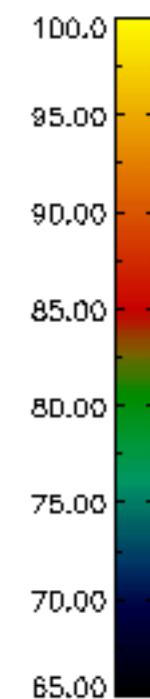
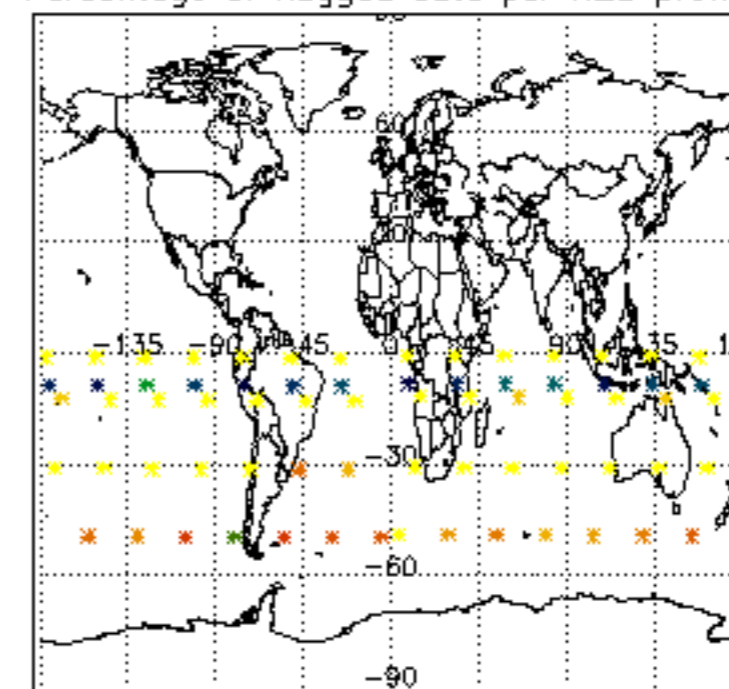
Type	Auxiliary Filename	Used since product	Used since product date
INST_PHYS_CHARACTERISTICS	GOM_INS_AXVIEC20091111_143220_20030716_120000_20500101_000000	1	07-JUN-2011 00:01:36
LEVEL-2_PROC_CONFIG	GOM_PR2_AXVIEC20091111_152718_20020301_000000_20500101_000000	1	07-JUN-2011 00:01:36
CROSS_SECTIONS_FILE	GOM_CRS_AXVIEC20091111_154832_20020301_000000_20500101_000000	1	07-JUN-2011 00:01:36



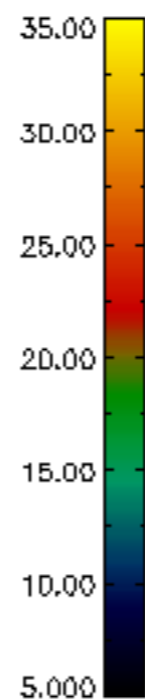
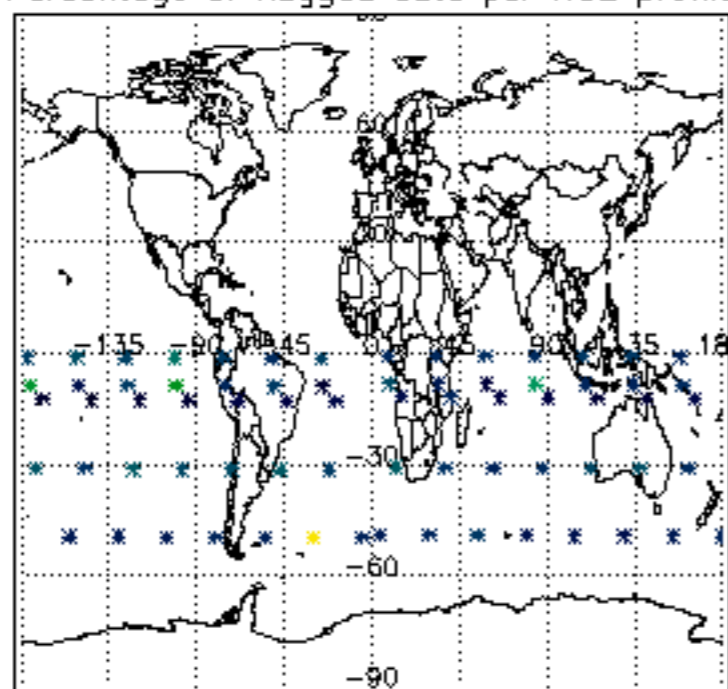
Percentage of flagged data per D3 profile



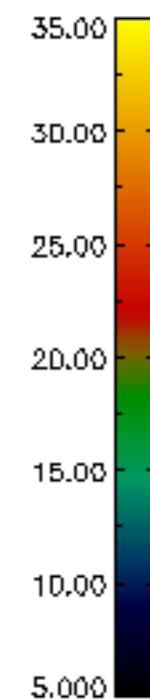
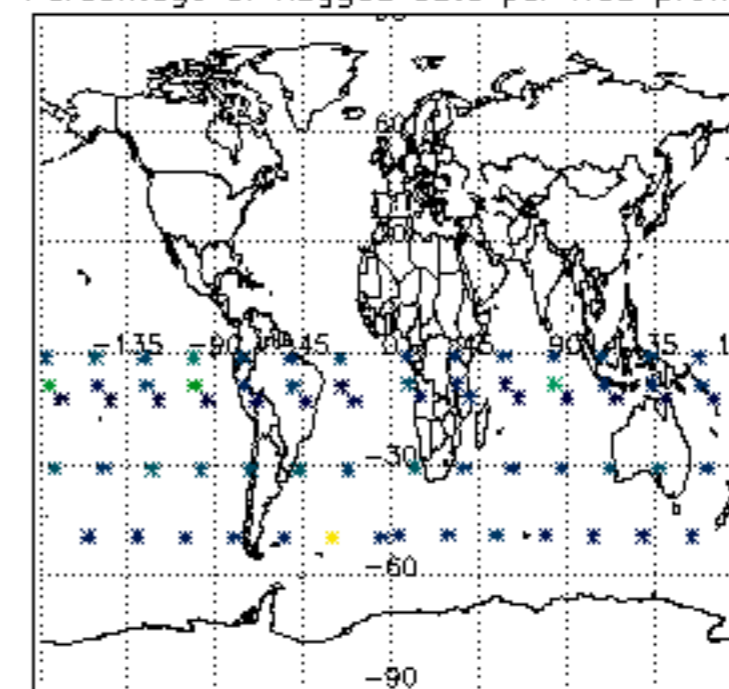
Percentage of flagged data per H2O profile

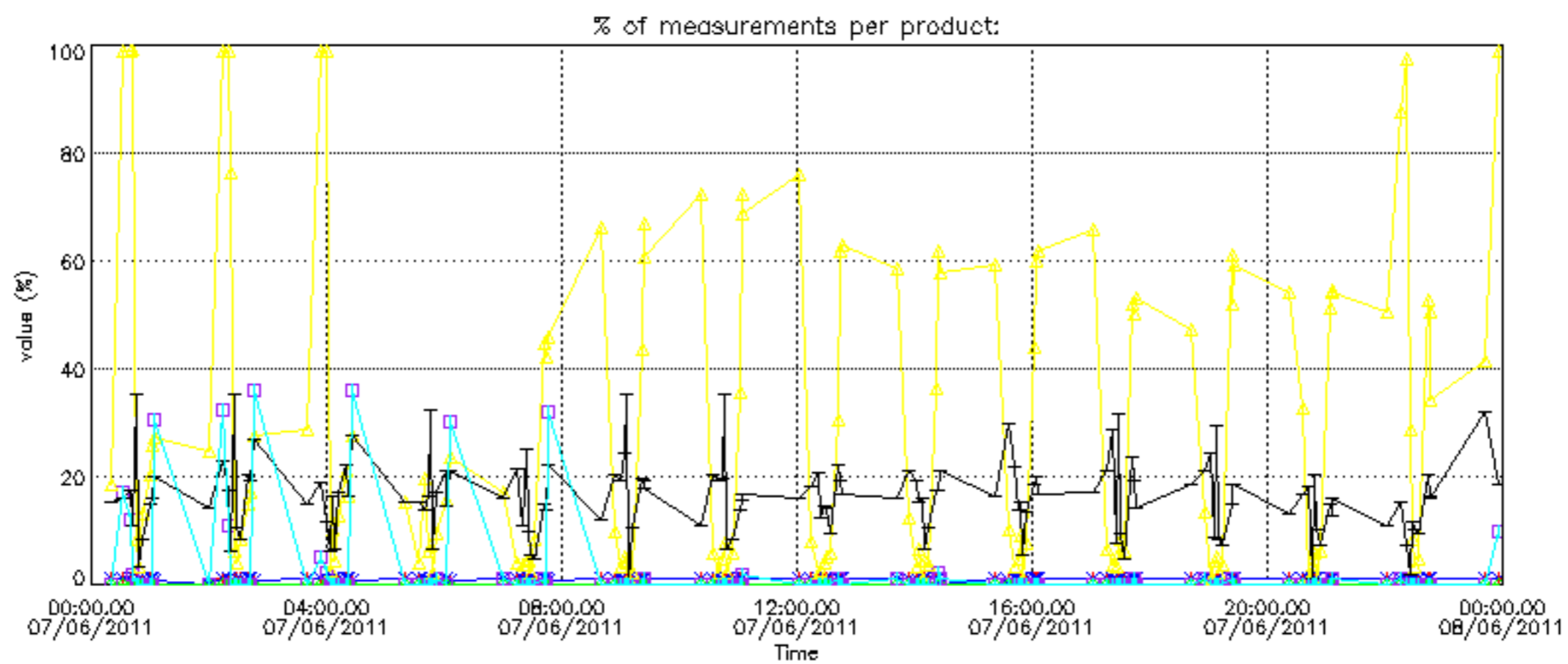
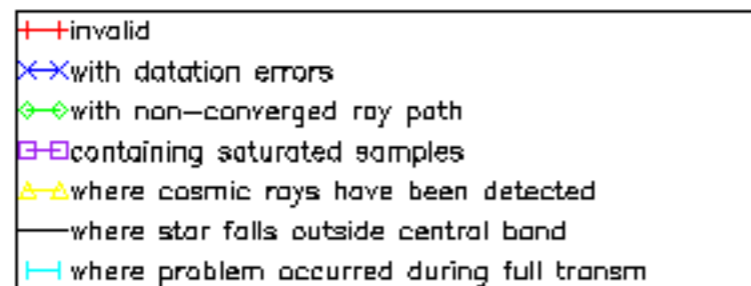


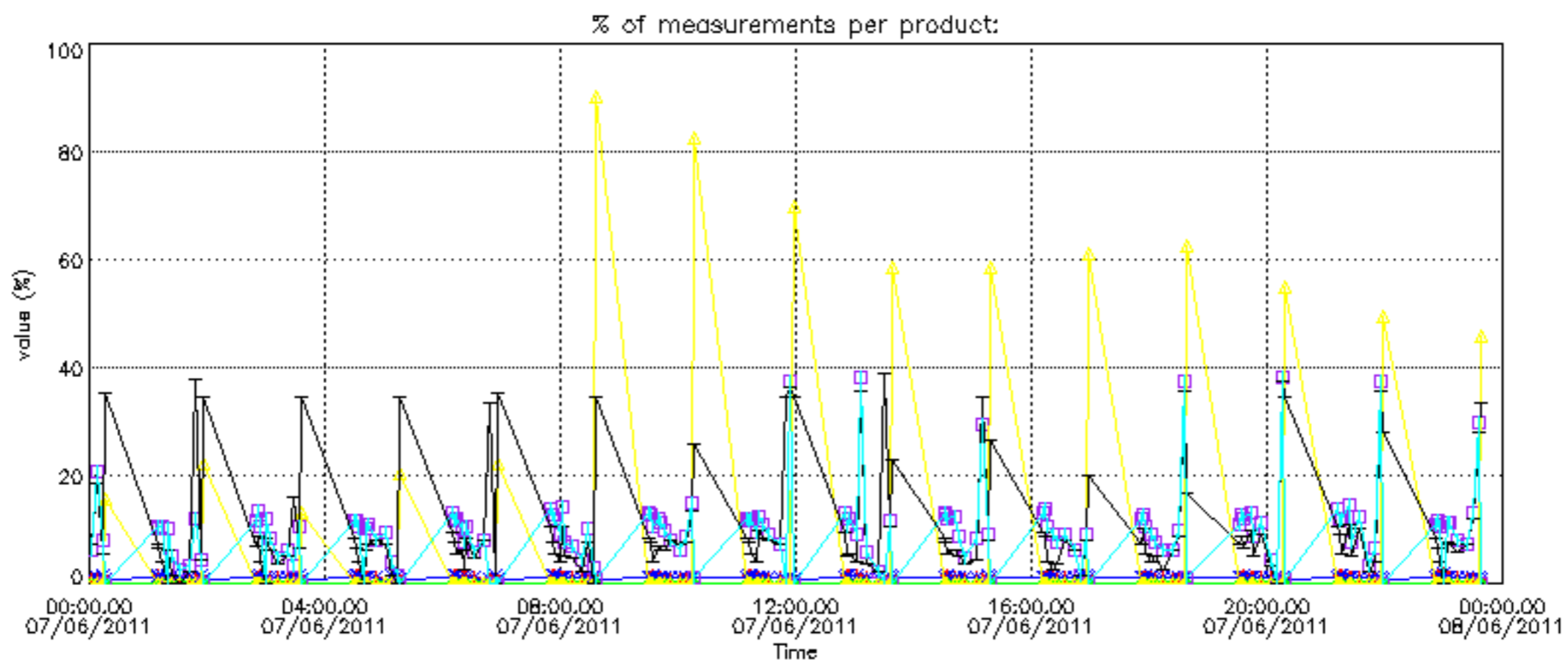
Percentage of flagged data per NO2 profile



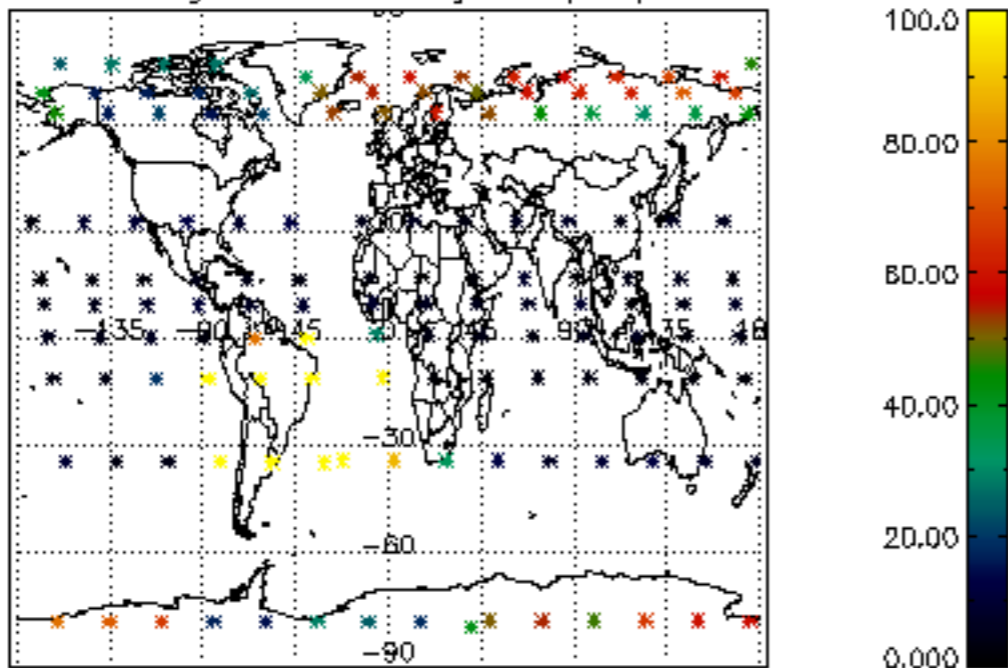
Percentage of flagged data per NO3 profile



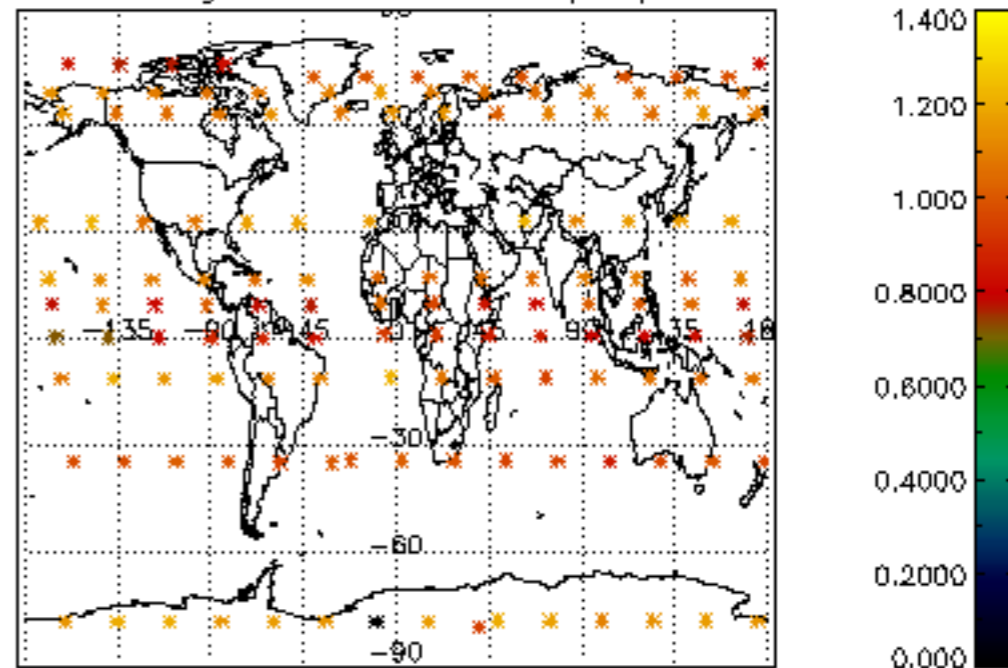




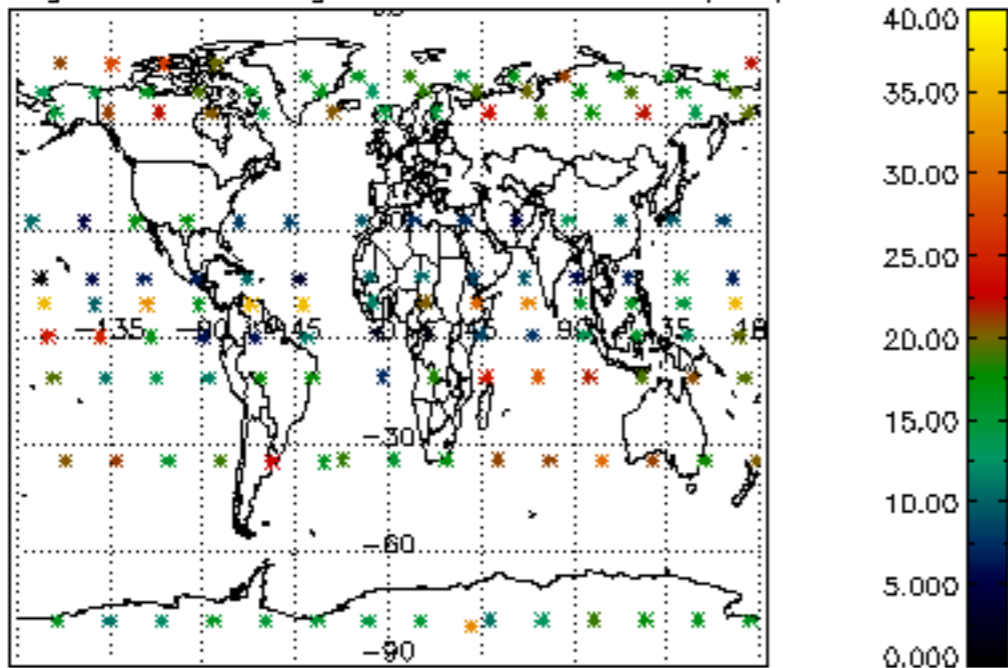
Percentage of cosmic ray hits per profile



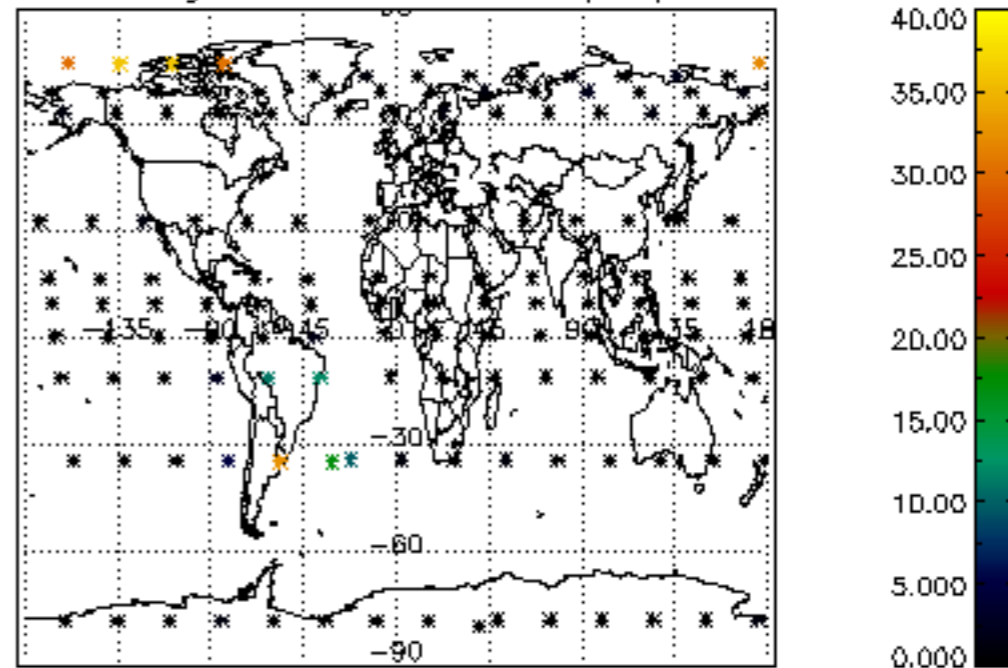
Percentage of datation errors per profile



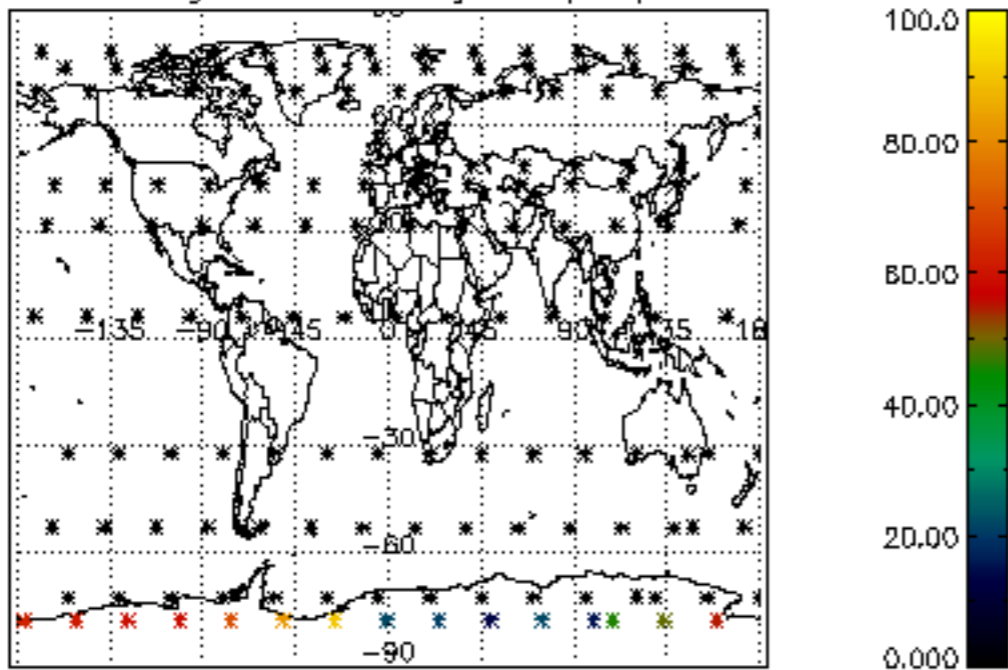
Percentage of star falling outside central band per profile



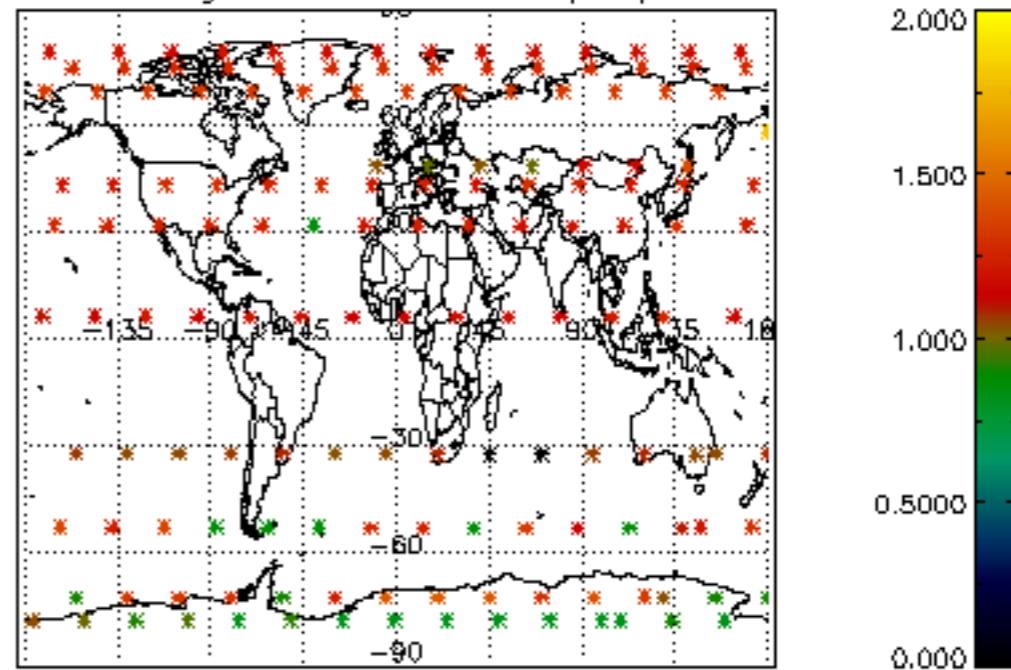
Percentage of saturation errors per profile



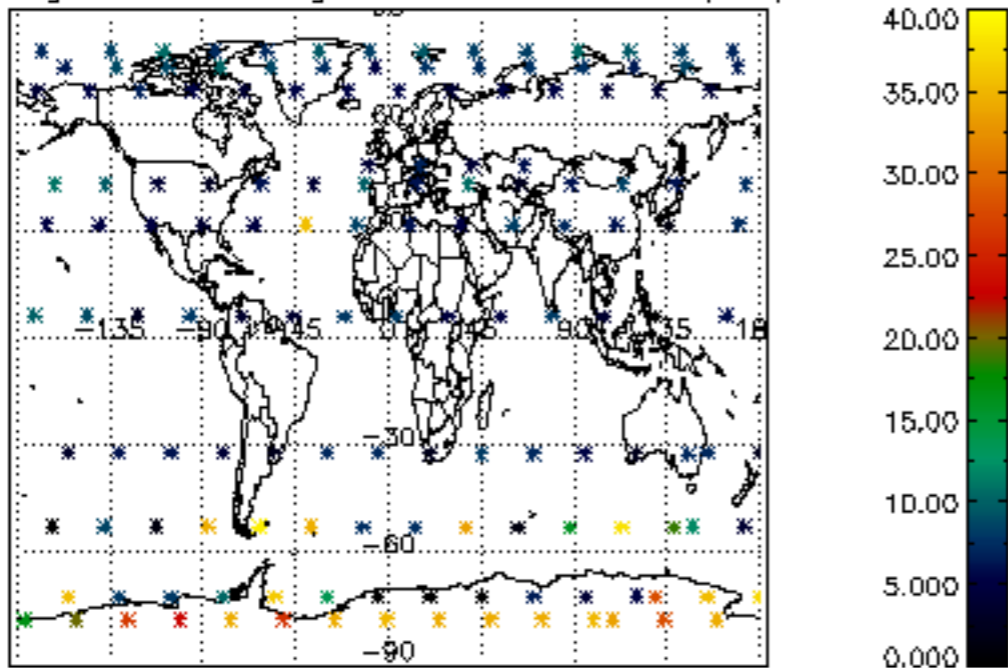
Percentage of cosmic ray hits per profile



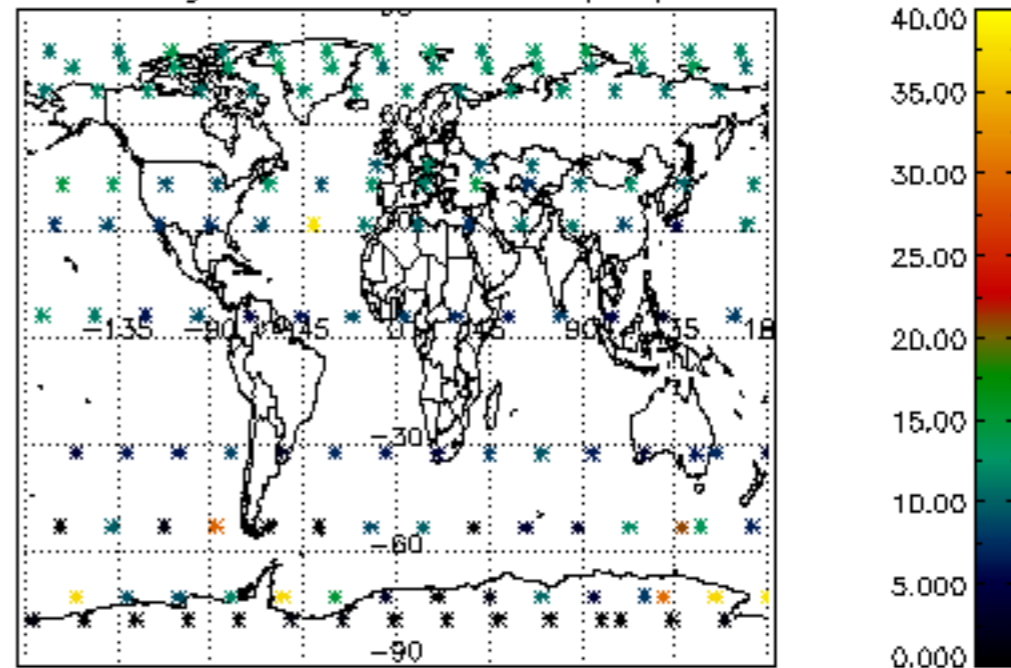
Percentage of datation errors per profile

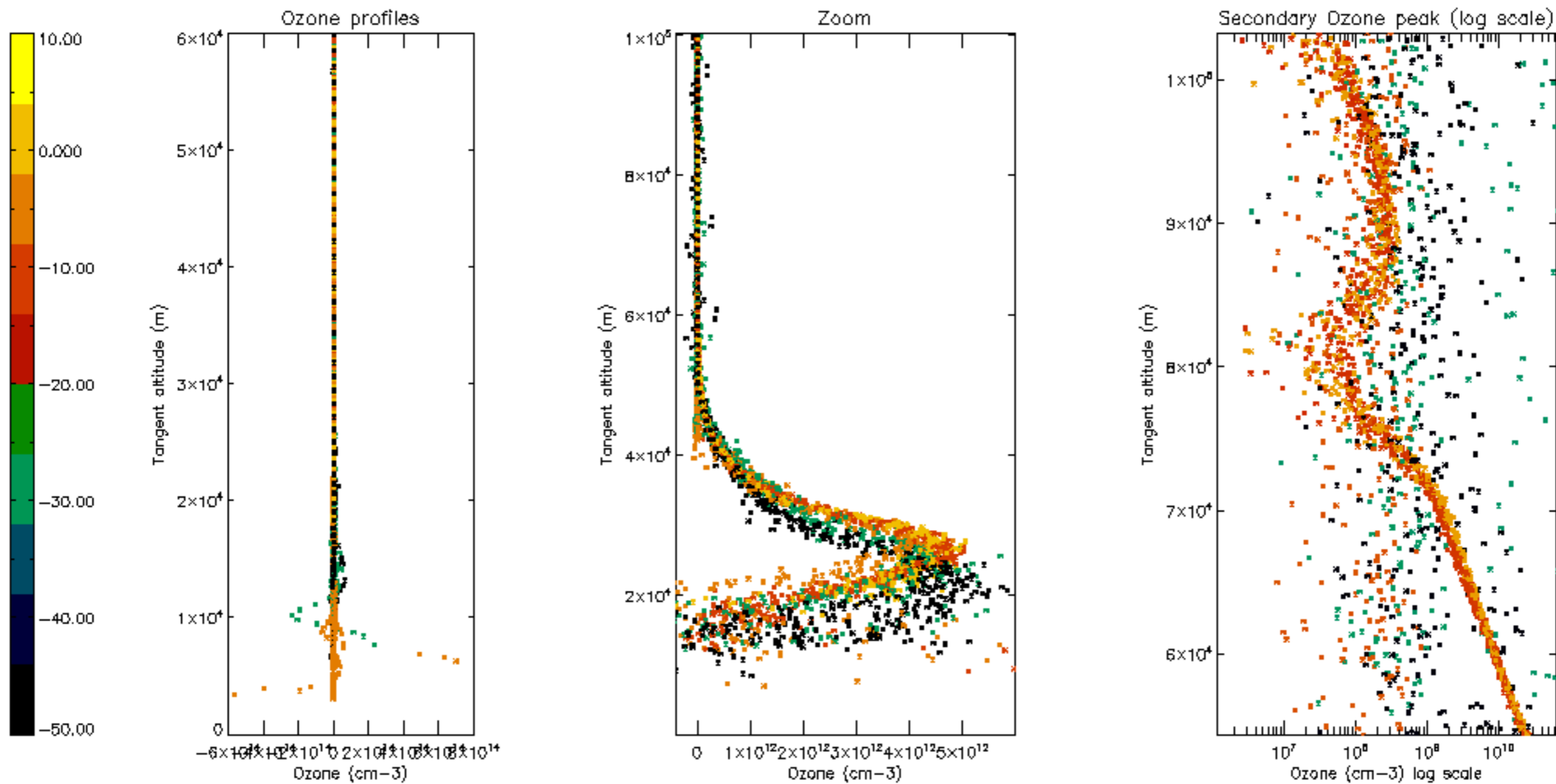


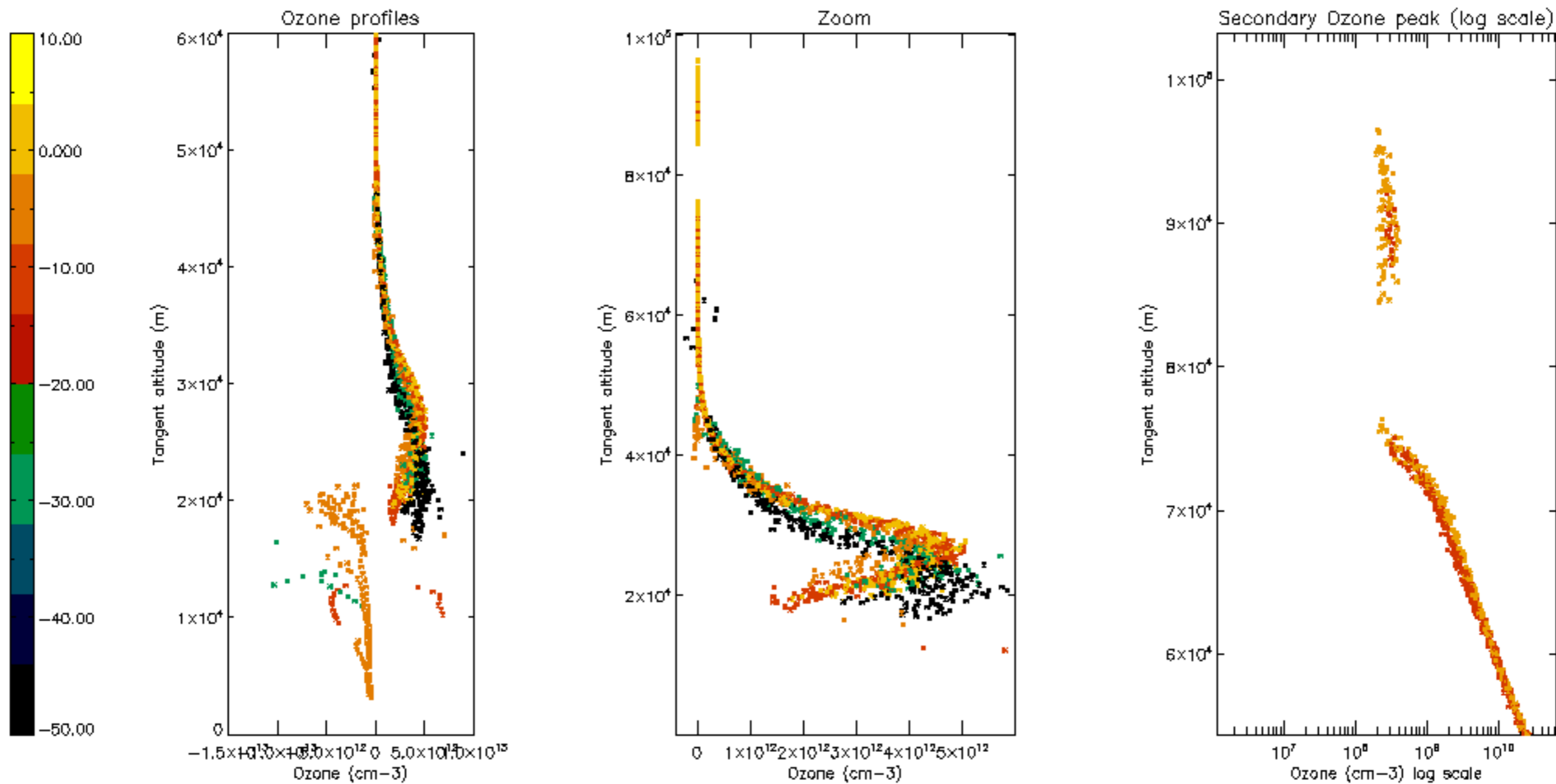
Percentage of star falling outside central band per profile

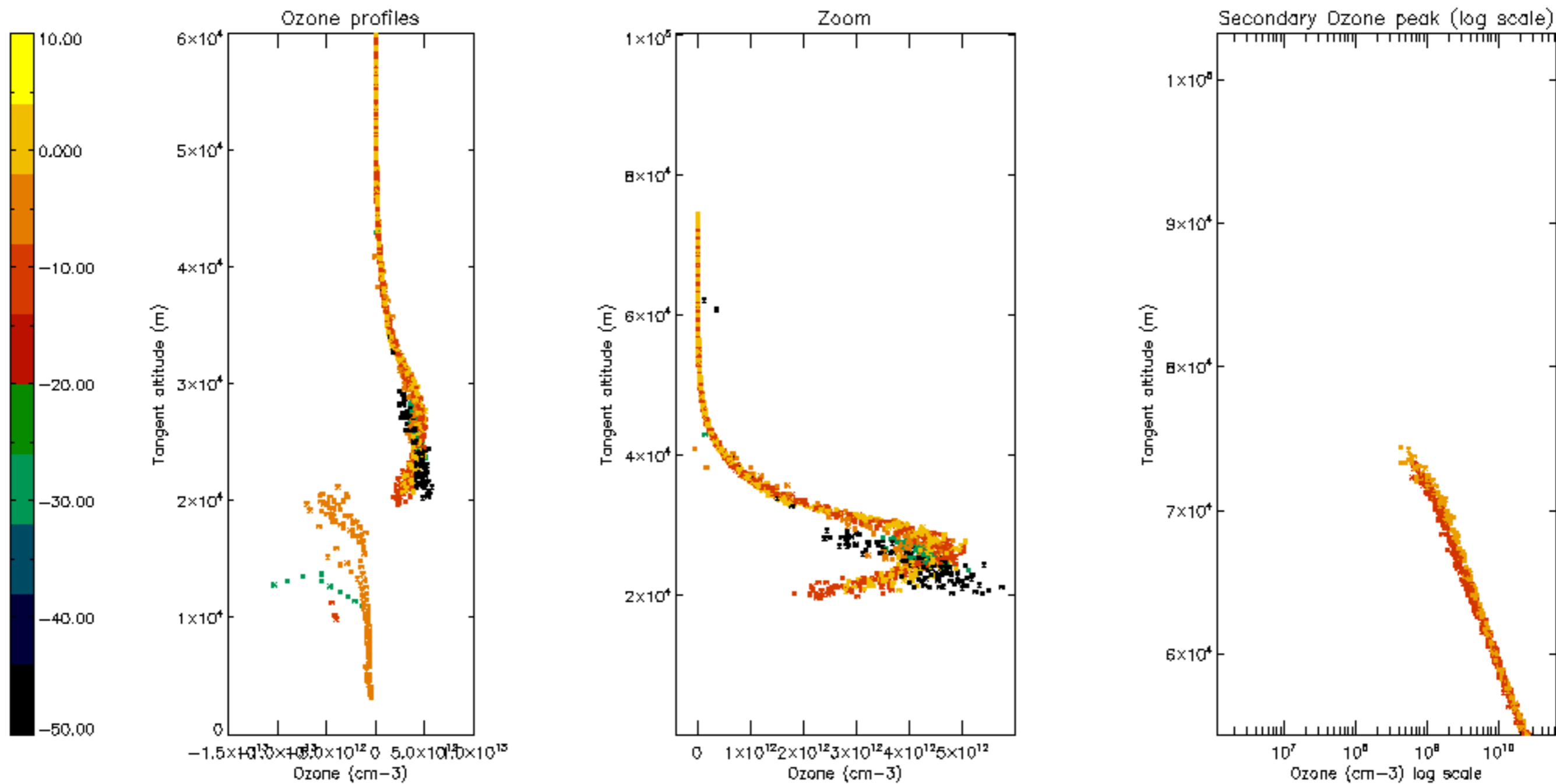


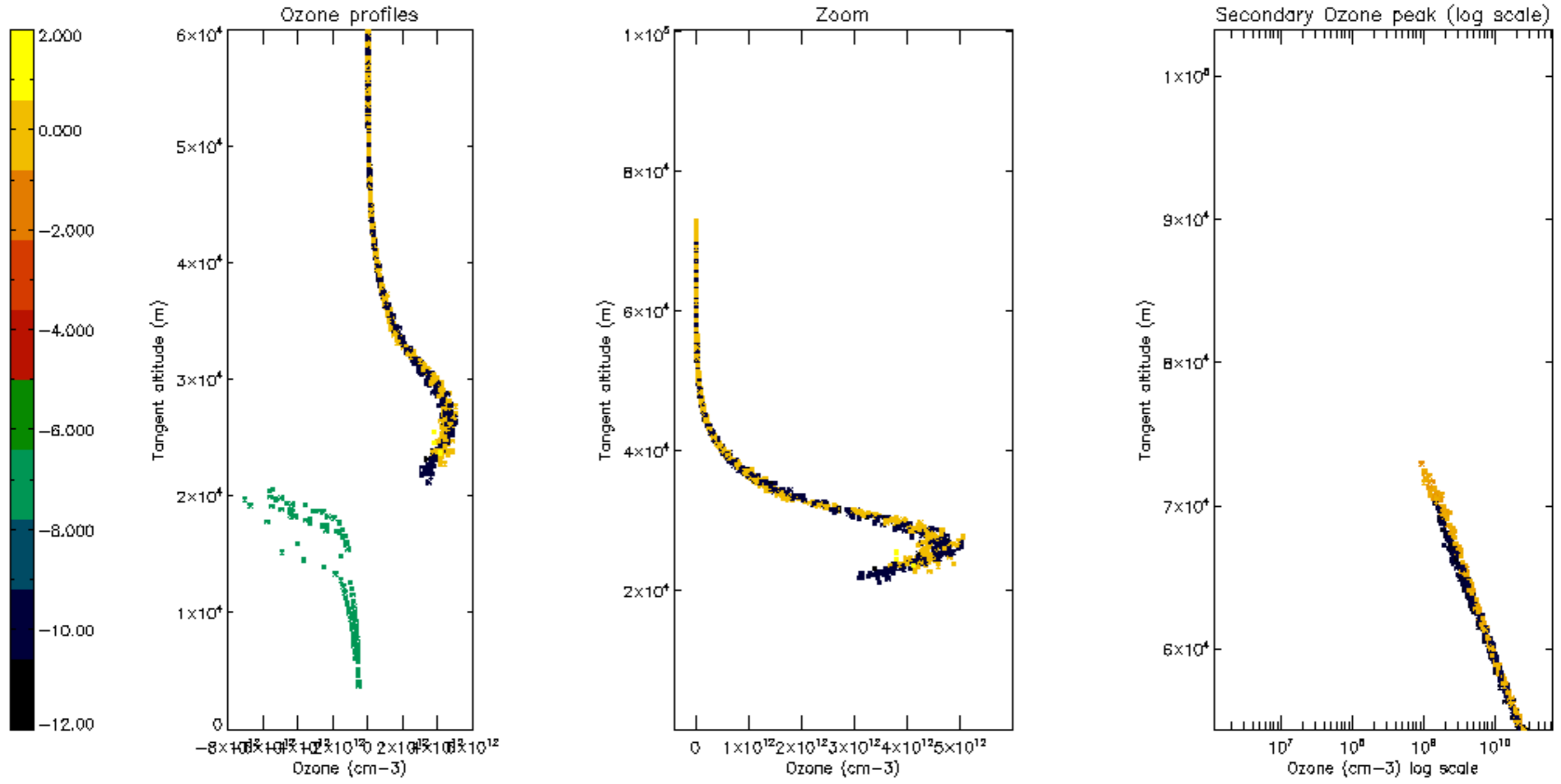
Percentage of saturation errors per profile

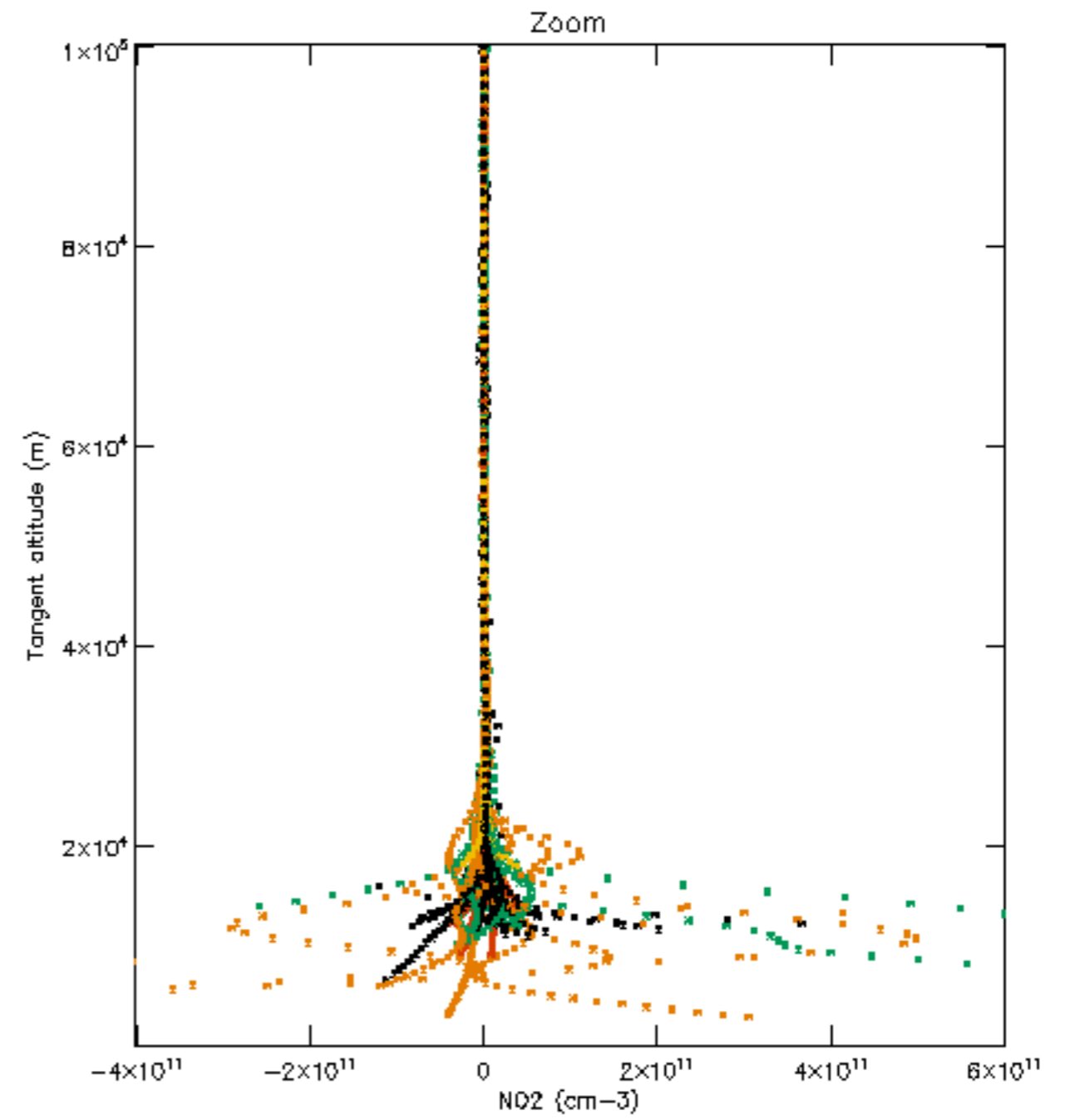
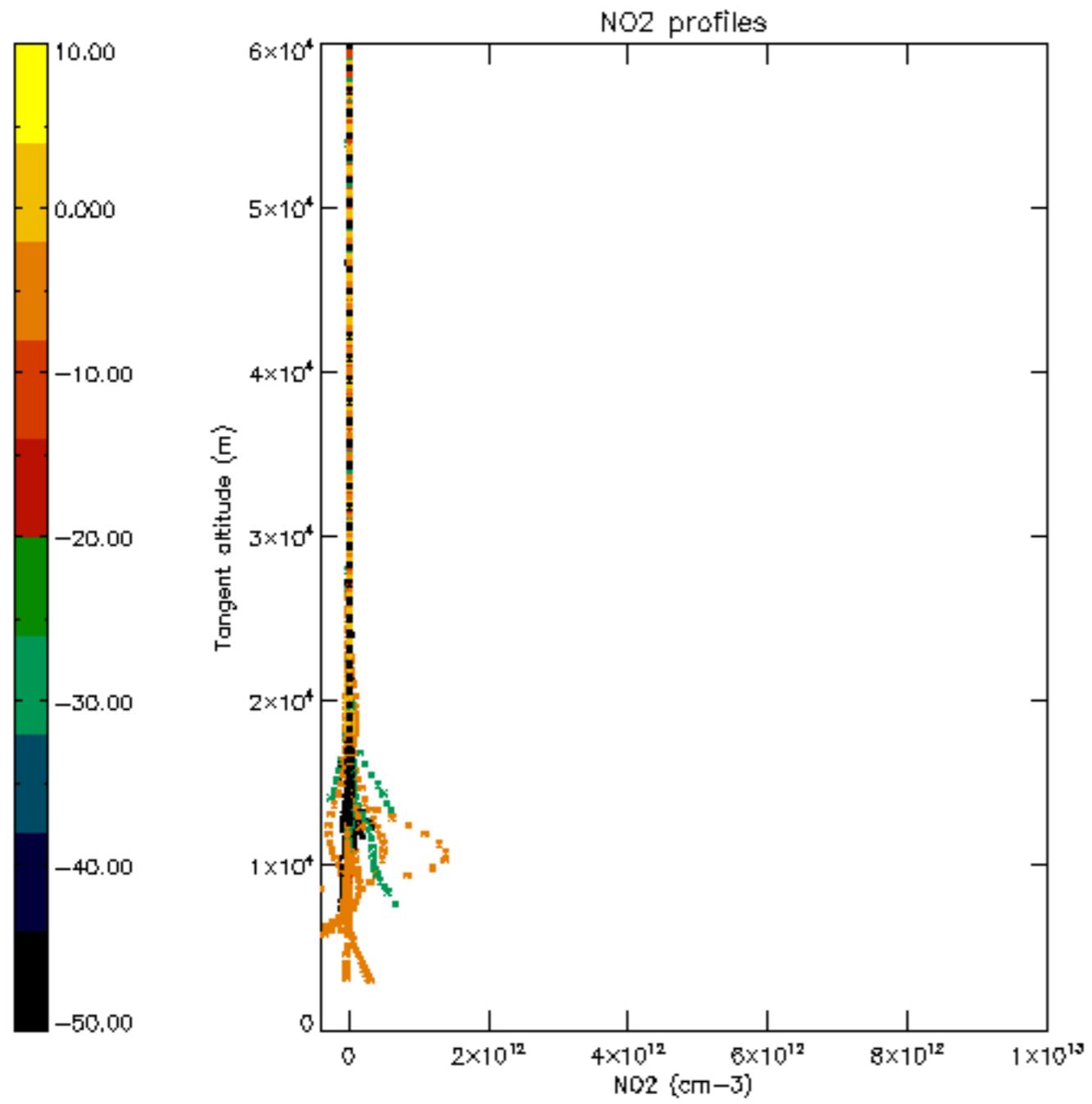


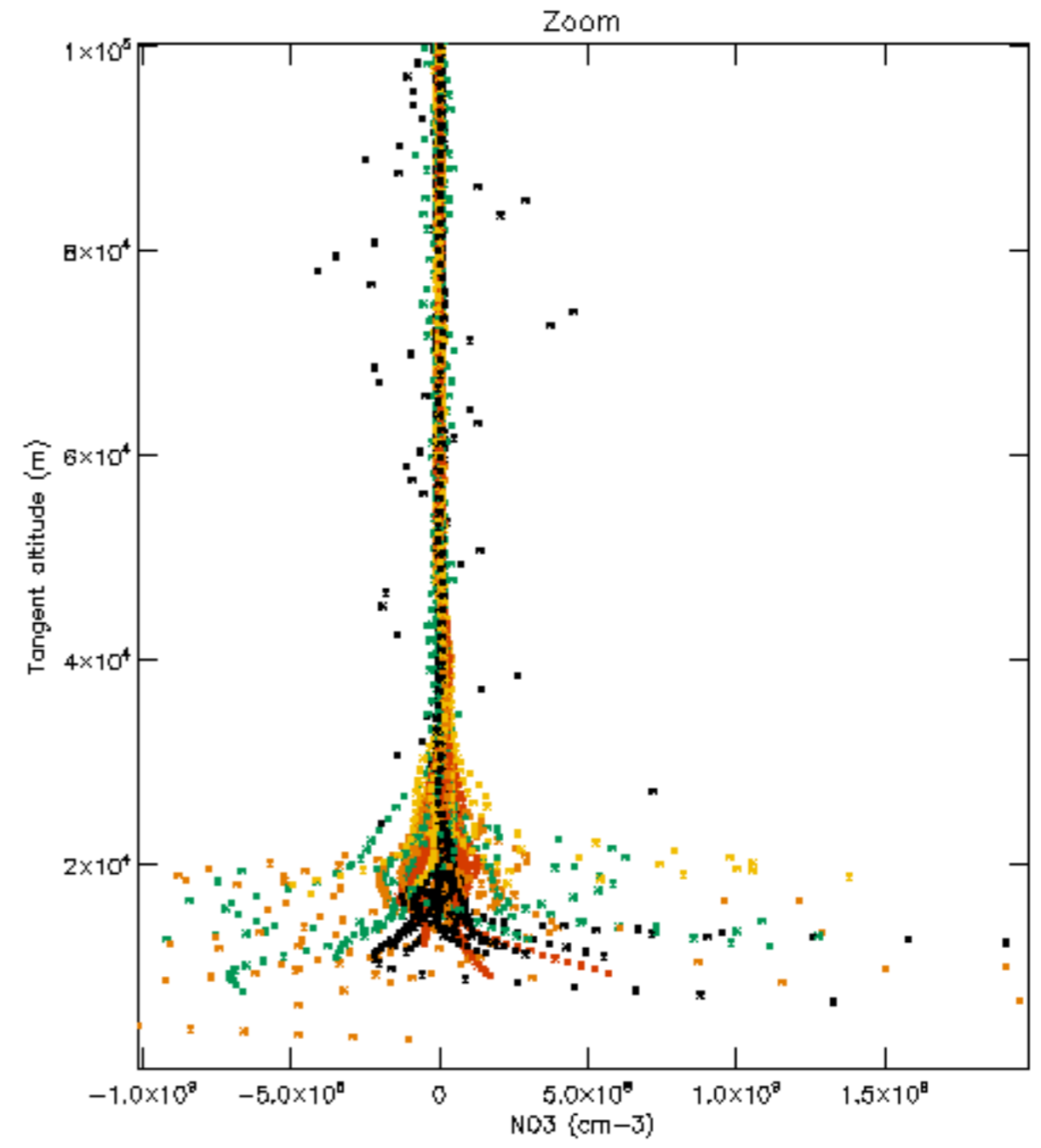
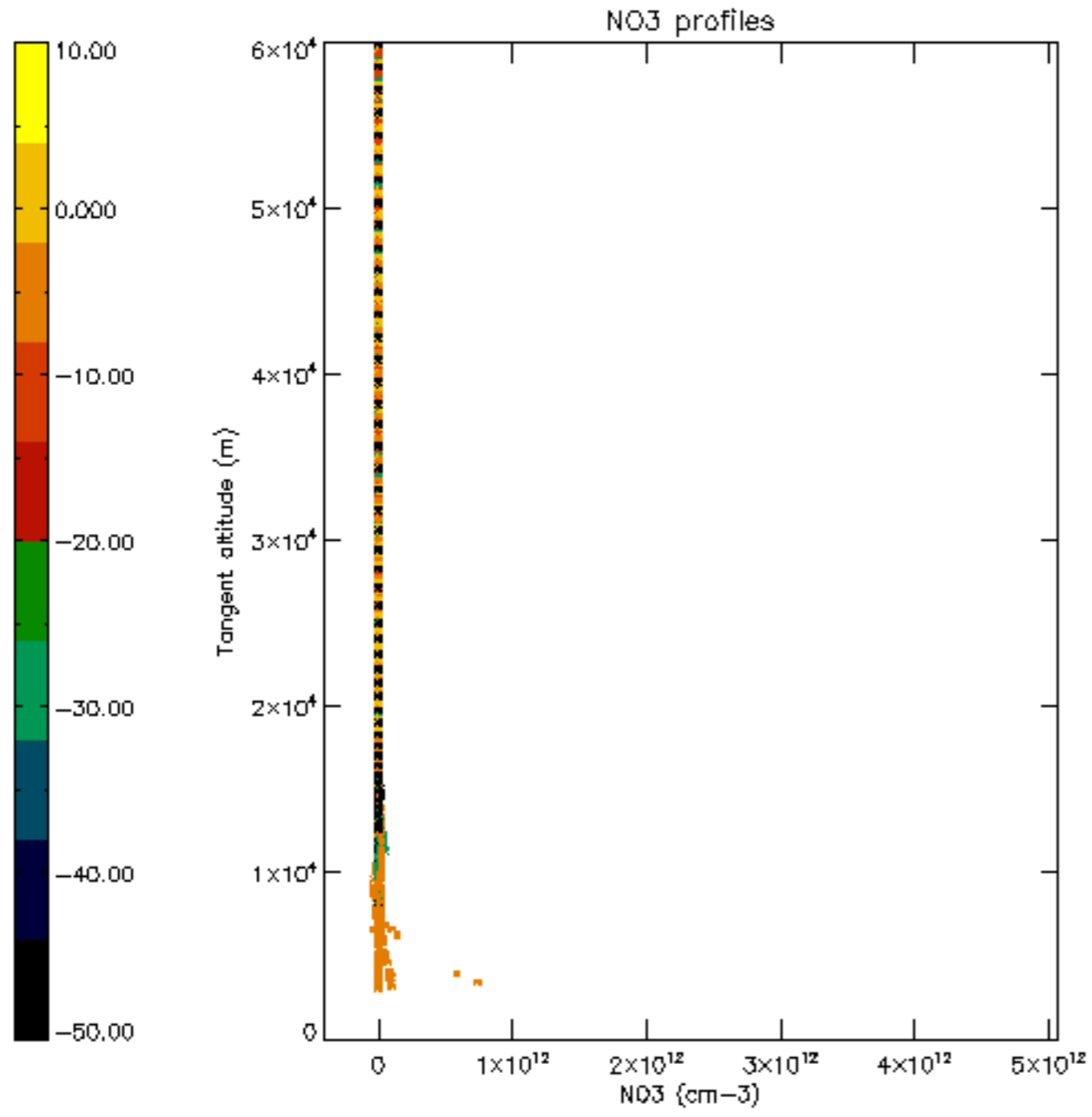


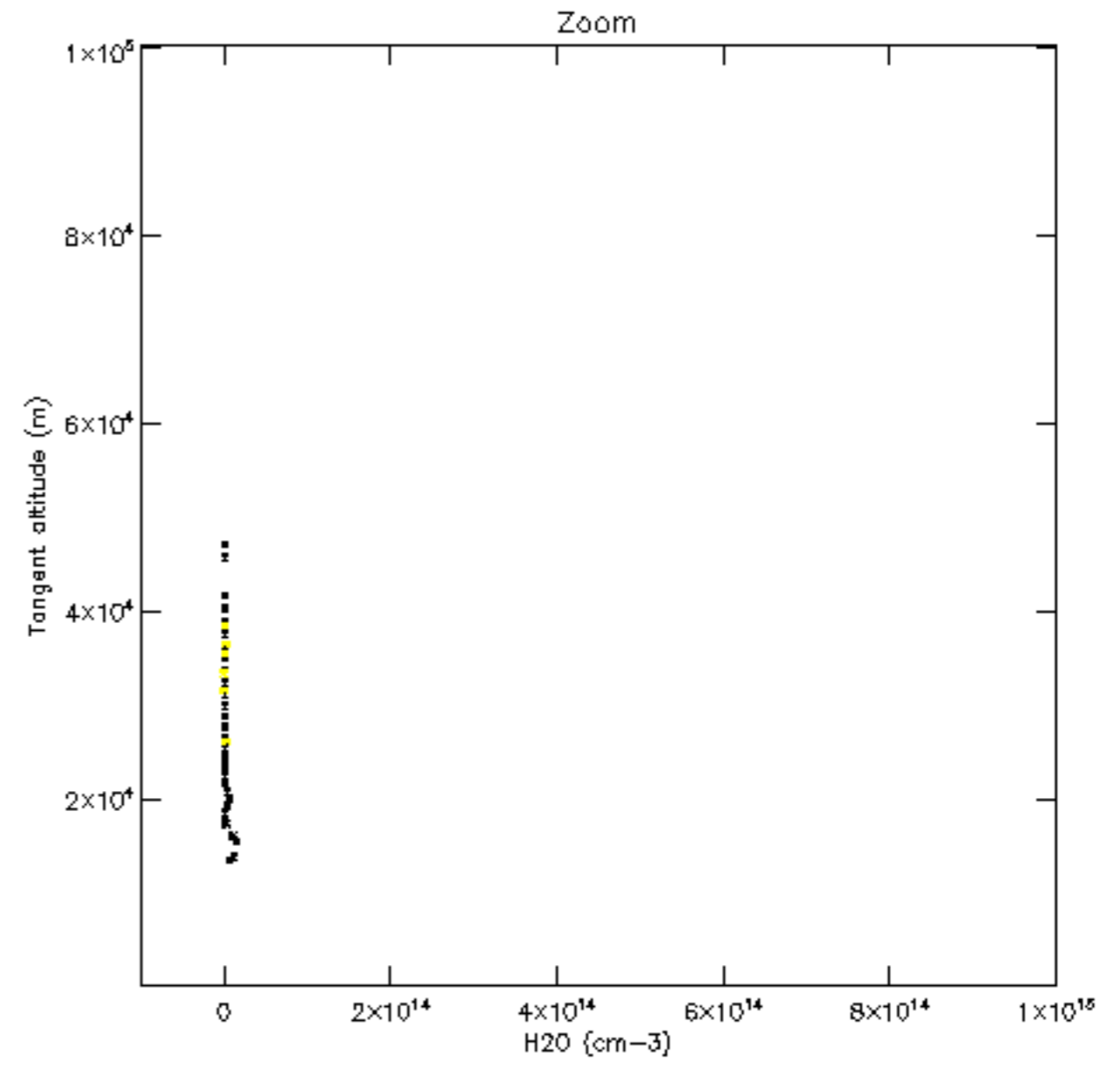
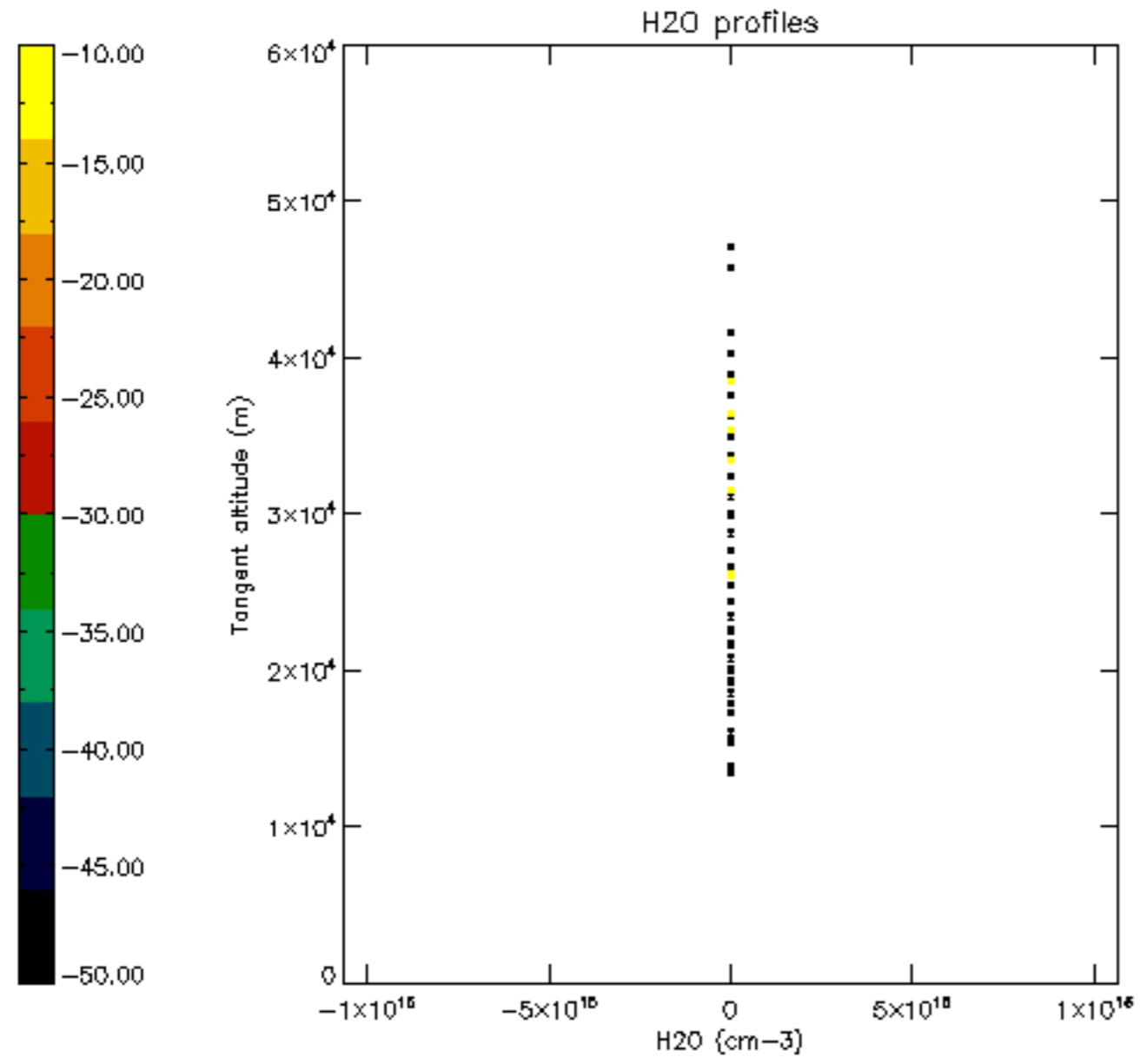


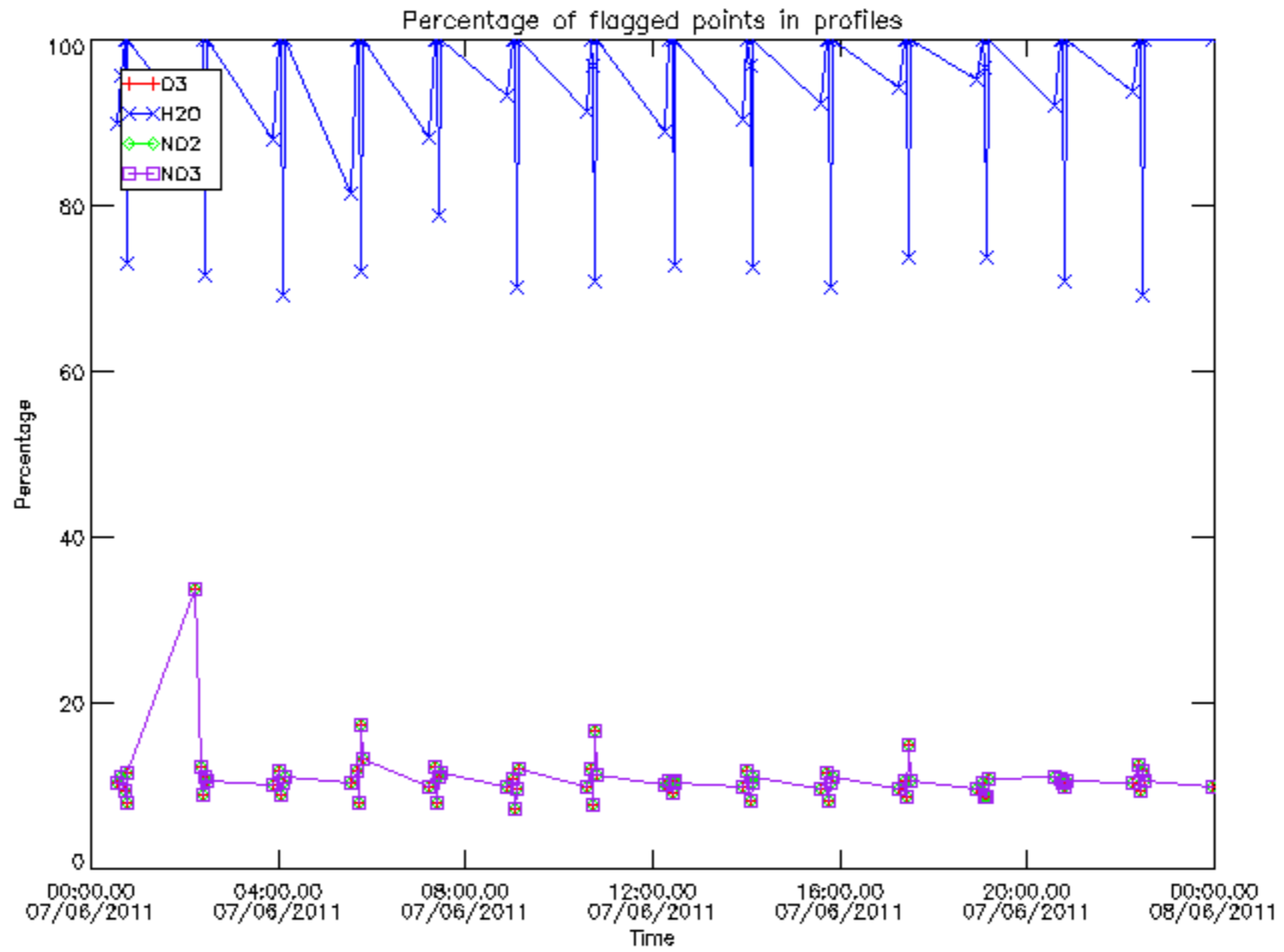




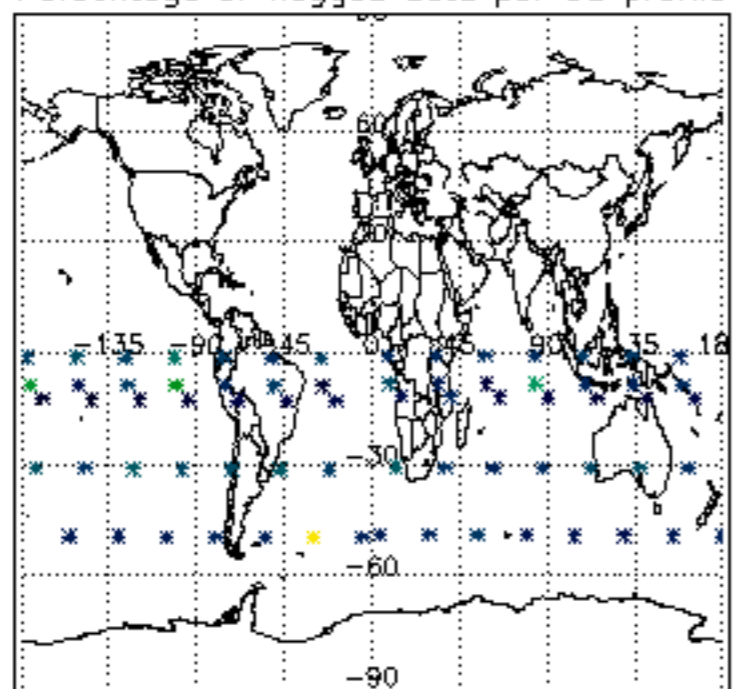




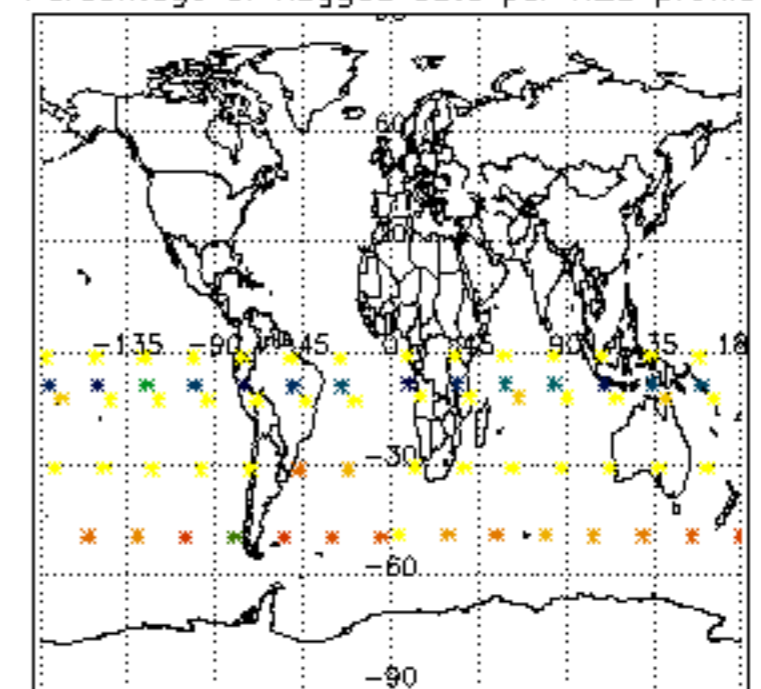




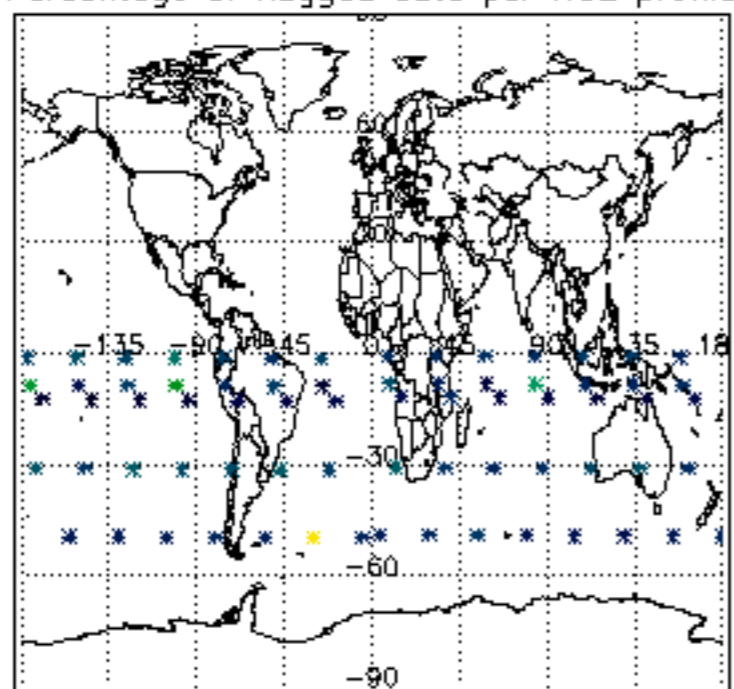
Percentage of flagged data per D3 profile



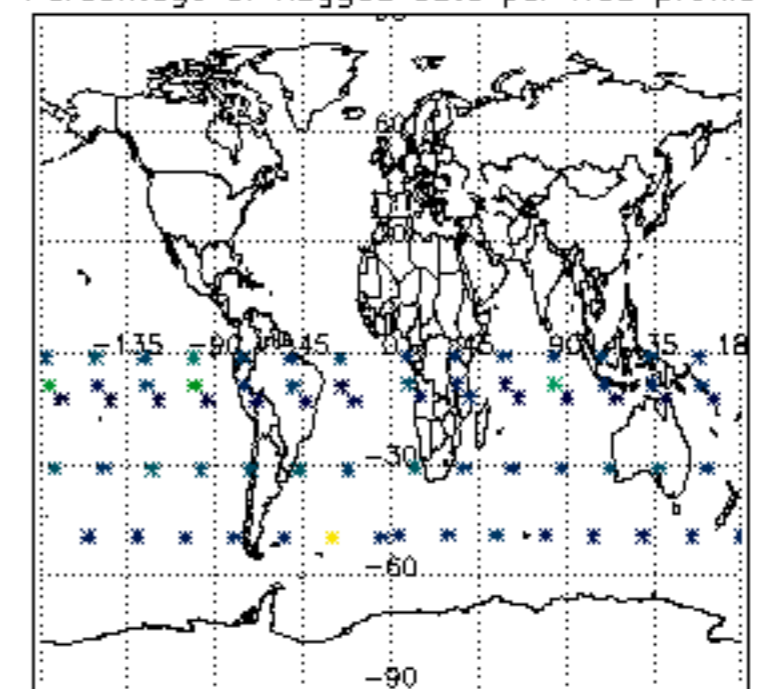
Percentage of flagged data per H2O profile

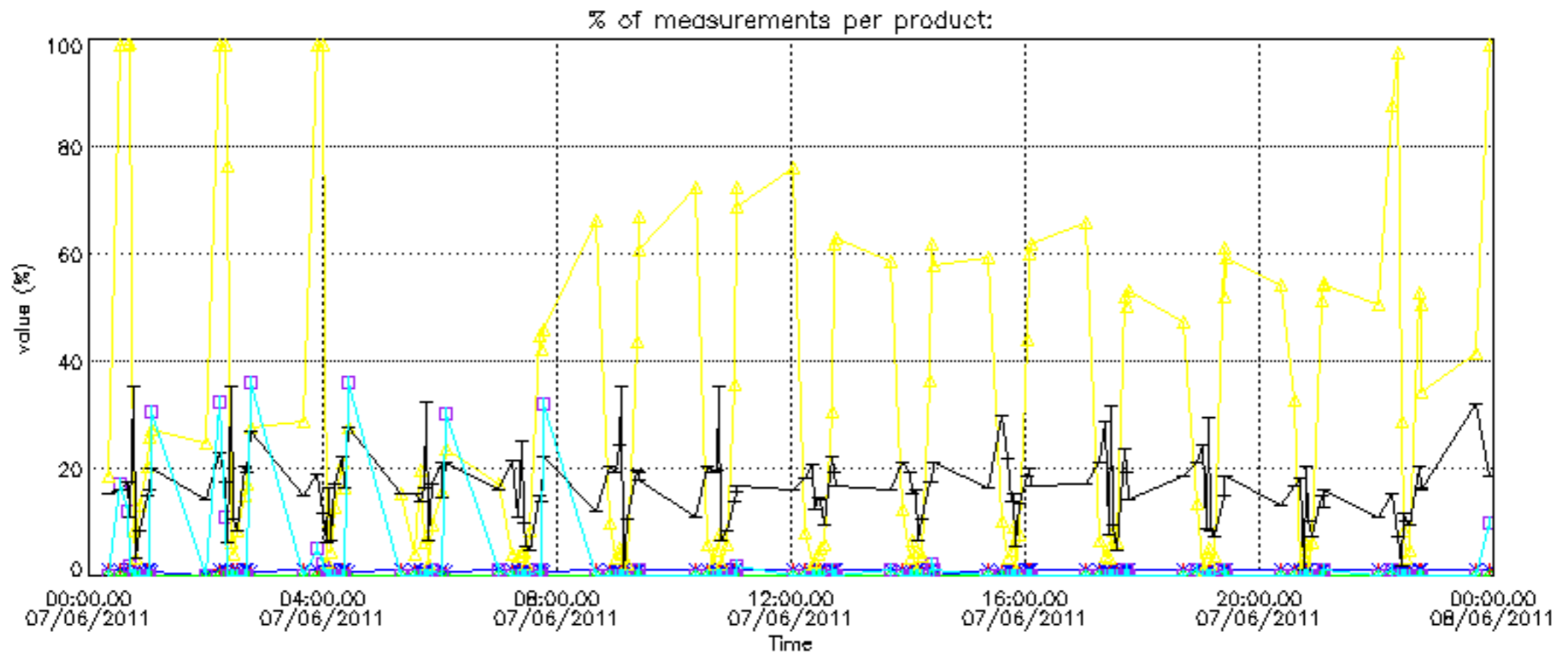


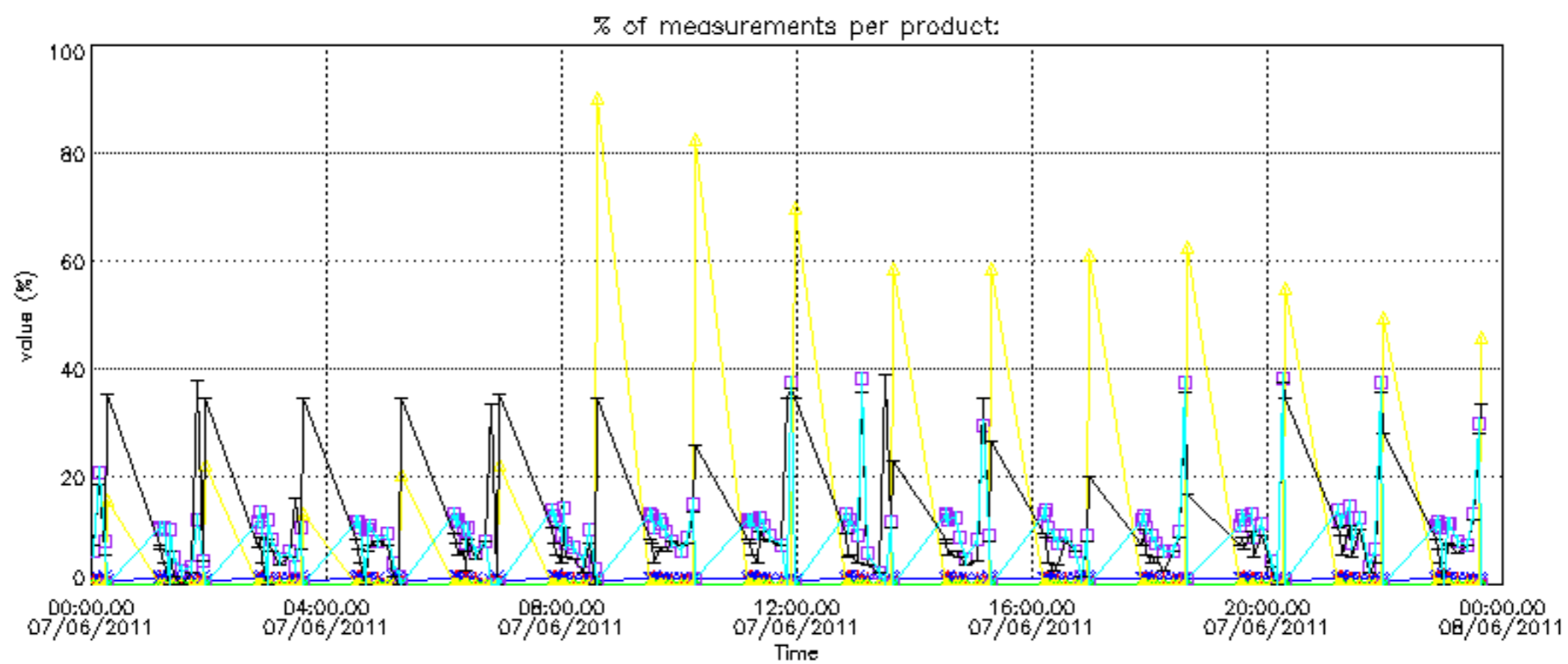
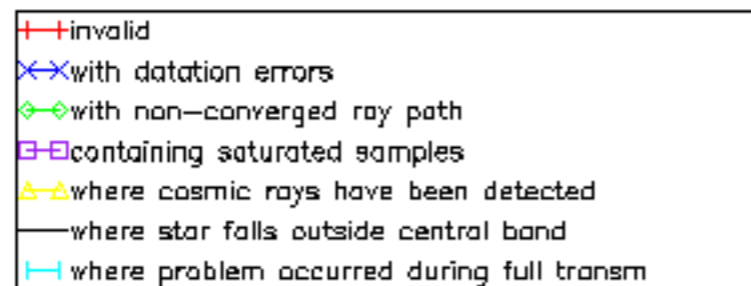
Percentage of flagged data per NO2 profile



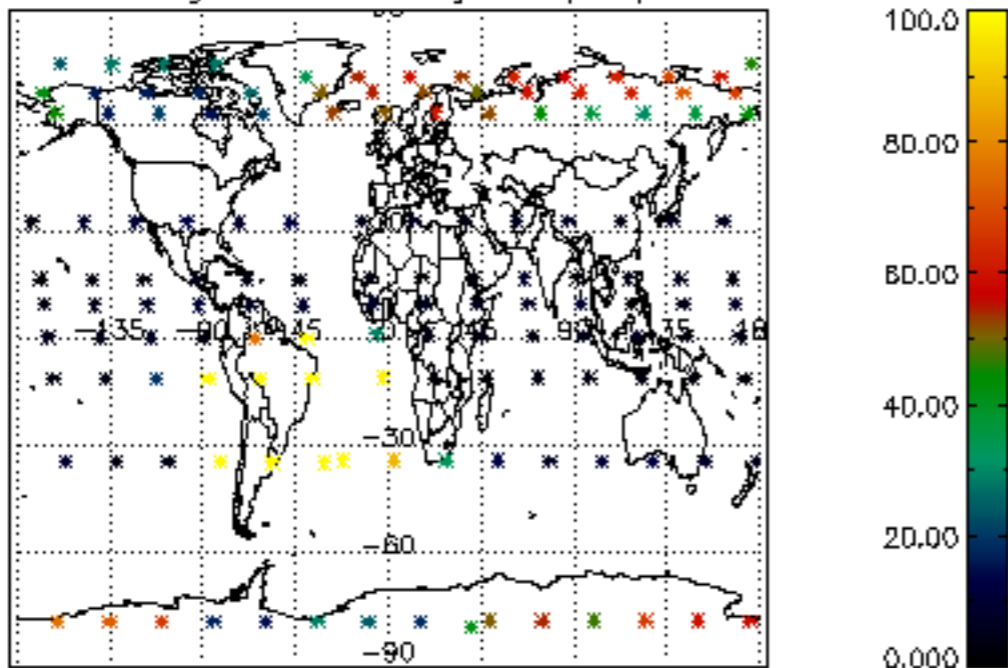
Percentage of flagged data per NO3 profile



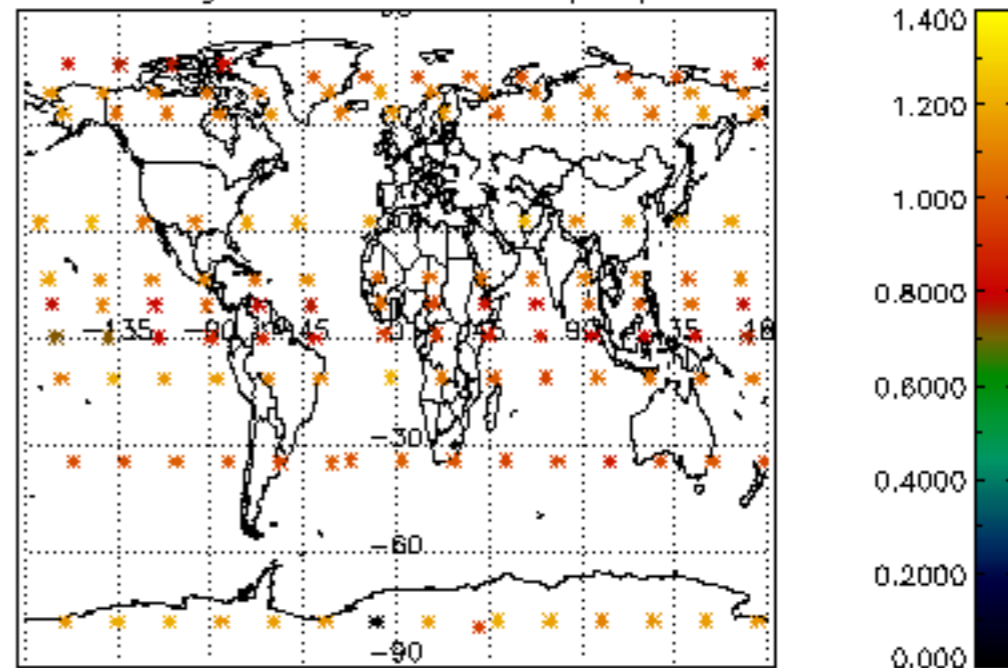




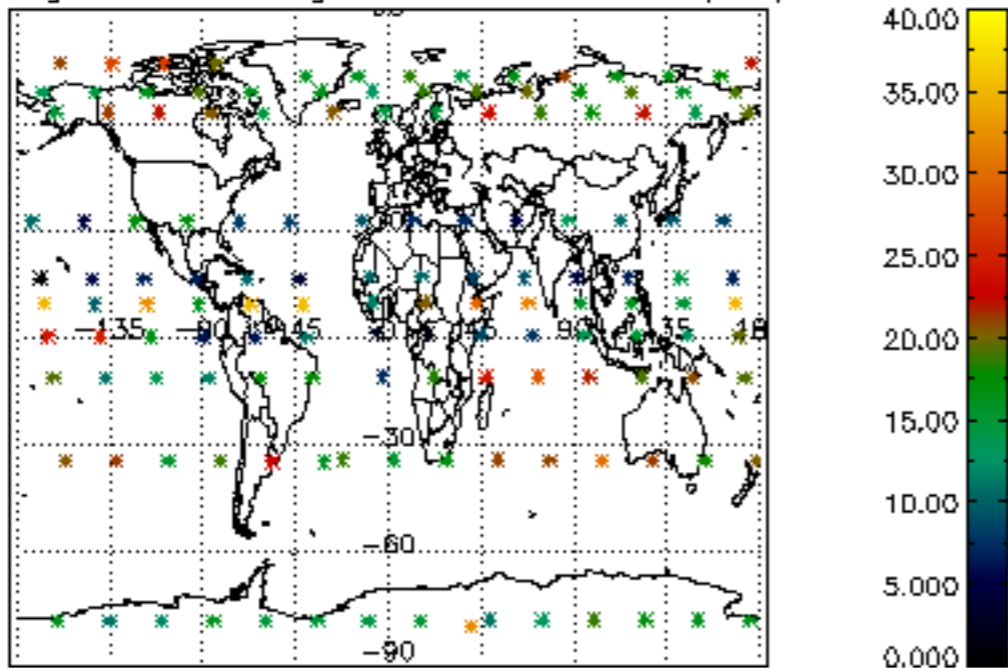
Percentage of cosmic ray hits per profile



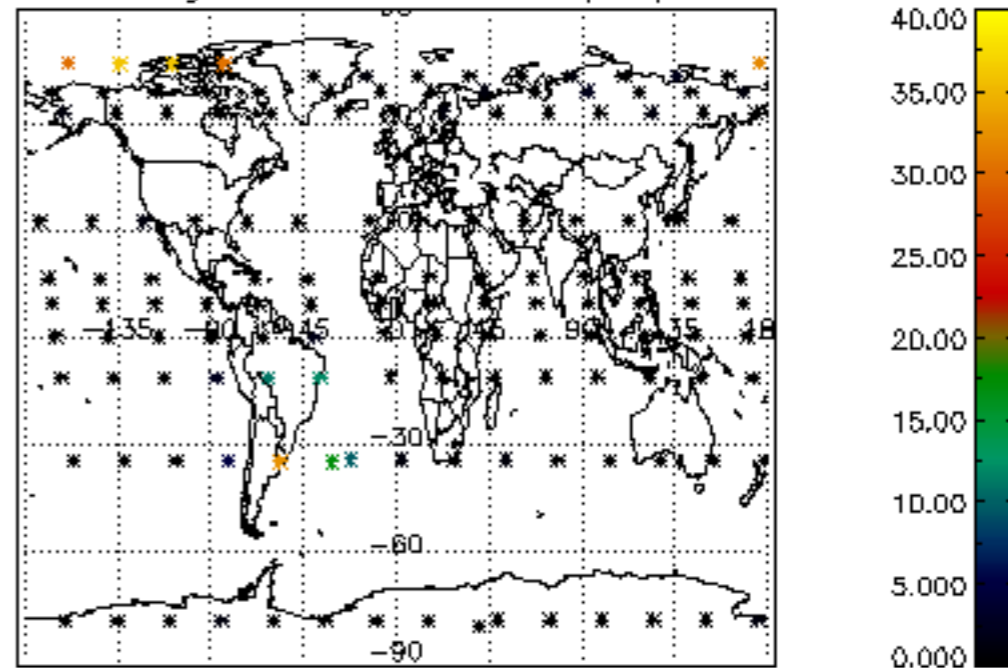
Percentage of datation errors per profile



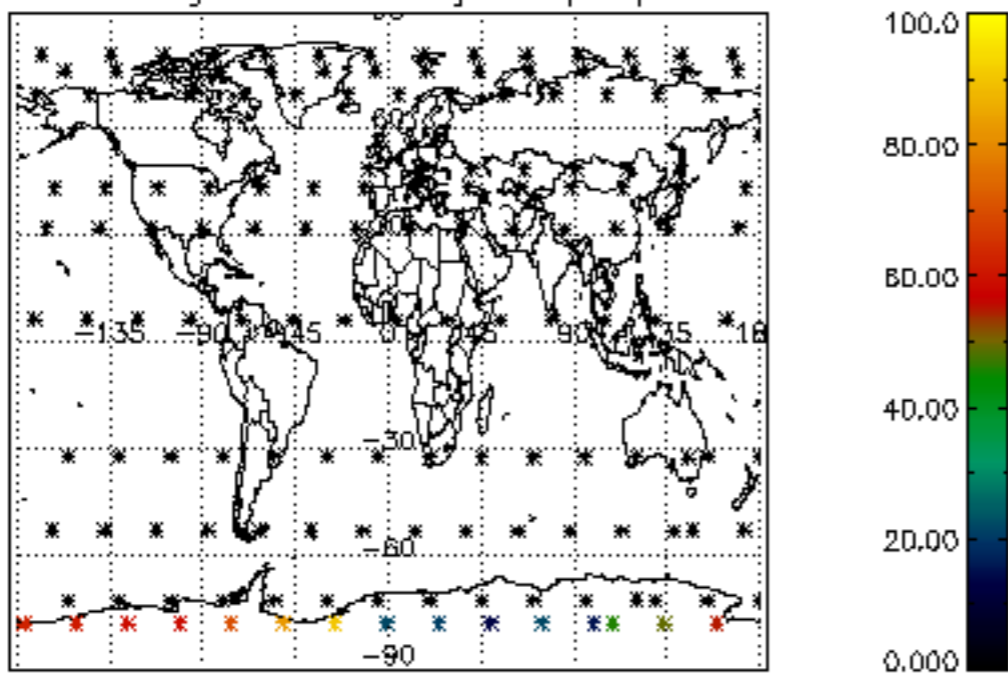
Percentage of star falling outside central band per profile



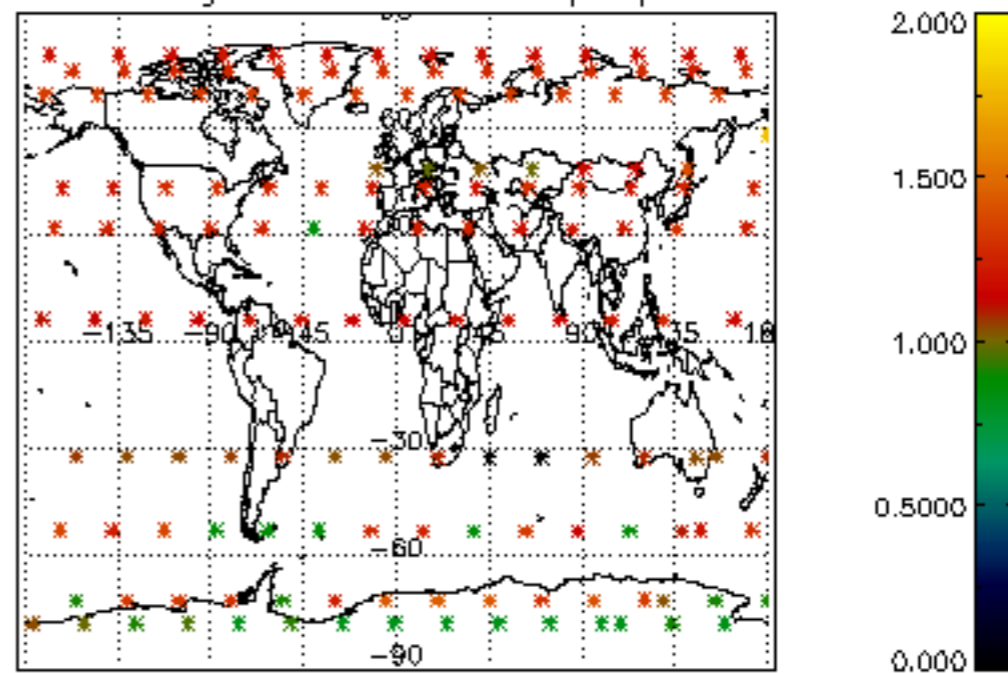
Percentage of saturation errors per profile



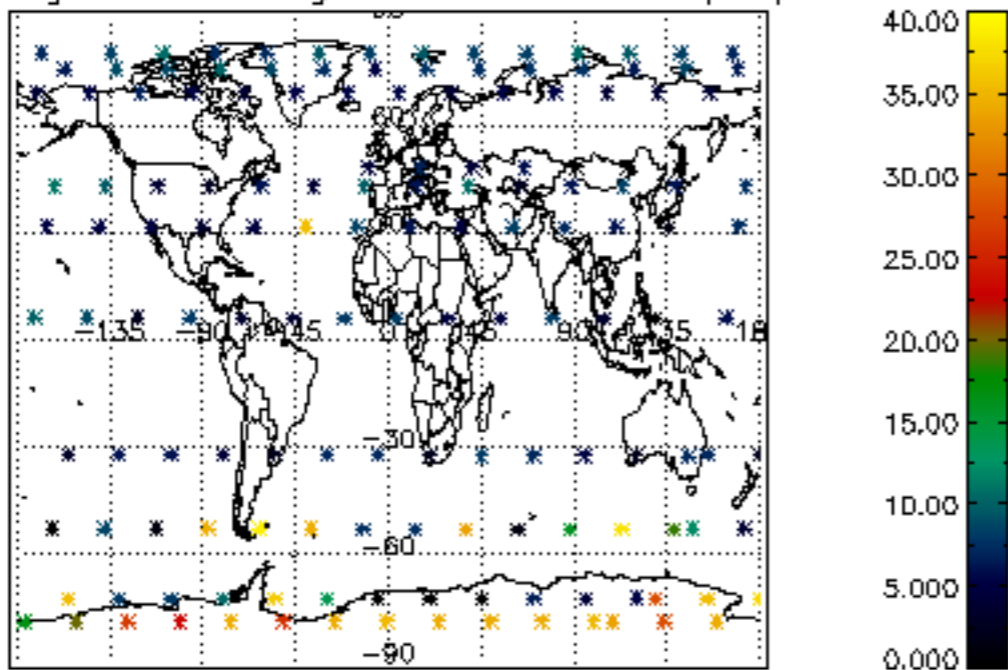
Percentage of cosmic ray hits per profile



Percentage of datation errors per profile



Percentage of star falling outside central band per profile



Percentage of saturation errors per profile

