

# GOMOS Level 2 Daily Report

## SUMMARY

### [1. General Info](#)

### [2. Summary of processed GOM\\_NL\\_2P products](#)

### [3. Level 2 Quality information per product](#)

#### [3.1 Plot of level 2 quality information per product \(time dependant\)](#)

#### [3.2 Plot of level 2 quality information per product \(world map\)](#)

### [4. Level 1 Quality information per product \(stored on level 2 products\)](#)

#### [4.1 Plot of level 1 quality information per product \(time dependant\)](#)

##### [4.1.1 Plot of level 1 quality information per product \(time dependant\): ASCENDING](#)

##### [4.1.2 Plot of level 1 quality information per product \(time dependant\): DESCENDING](#)

#### [4.2 Plot of level 1 quality information per product \(world map\)](#)

##### [4.2.1 Plot of level 1 quality information per product \(world map\): ASCENDING](#)

##### [4.2.2 Plot of level 1 quality information per product \(world map\): DESCENDING](#)

### [5. Ozone profiles based on quality statistics and other trace gas profiles](#)

#### [5.1 Ozone statistics based on quality of products](#)

#### [5.2 Plot ozone profiles for all STD \(dark without errors\)](#)

#### [5.3 Plot ozone profiles where STD < 20% \(dark without errors\)](#)

#### [5.4. Plot ozone profiles where STD < 10% \(dark without errors\)](#)

#### [5.5. Plot ozone profiles where STD < 5% \(dark without errors\)](#)

#### [5.6 Plot NO2 profiles for all STD \(dark without errors\)](#)

#### [5.7 Plot NO3 profiles for all STD \(dark without errors\)](#)

#### [5.8 Plot H2O profiles \(only for occultations of stars 1,2,3,4,13,14,16,26,63 dark without errors\) for all STD](#)

### [6. Auxiliary Data Files used for the production reported in section 2](#)

This report presents the daily analysis on parameters extracted from GOMOS level 2 data (GOM\_NL\_\_2P). It is intended to monitor some important parameters that will impact the quality of these products. A list of level 2 products (and content) that have arrived during the reporting day to the PCF is also given.

Item	Value
Time of report generation	24APR2013 14:25:15
Data source version	GOMOS/6.01
Start time of products	05-06-2011 (05JUN2011 00:00:00)
Stop time of products	06-06-2011 (06JUN2011 00:00:00)
Store outputs in DB	Yes
Nb of level 2 prods	291
Nb of prods with errors	0

## 2. Summary of processed GOM\_NL\_\_2P products.

Nr	Filename	UTC Start time	Limb	Duration	Star Id	Star Name	Star Mag	Star Temp	Nb Meas	Orbit	Prod. error
1	GOM_NL__2PRFIN20110605_000552_000000513103_00145_48435_9920.N1	05-JUN-2011 00:05:52	Dark	51.000	52	16Bet Cet	2.0370	4500.0	102	48435	No
2	GOM_NL__2PRFIN20110605_001227_000000443103_00145_48435_9921.N1	05-JUN-2011 00:12:27	Dark	43.500	84	Alp Phe	2.3970	4500.0	87	48435	No
3	GOM_NL__2PRFIN20110605_001515_000000593103_00145_48435_9922.N1	05-JUN-2011 00:15:15	Dark	59.000	18	24Alp PsA	1.1660	9700.0	118	48435	No
4	GOM_NL__2PRFIN20110605_001804_000000503103_00146_48436_9913.N1	05-JUN-2011 00:18:04	Dark	49.500	63	Bet Gru	2.1500	2800.0	99	48436	No
5	GOM_NL__2PRFIN20110605_002002_000000473103_00146_48436_9914.N1	05-JUN-2011 00:20:02	Dark	47.000	31	Alp Gru	1.7340	15200.	94	48436	No
6	GOM_NL__2PRFIN20110605_002441_000000423103_00146_48436_9915.N1	05-JUN-2011 00:24:41	Straylight	42.000	45	Alp Pav	1.9400	26000.	84	48436	No
7	GOM_NL__2PRFIN20110605_003330_000000483103_00146_48436_9916.N1	05-JUN-2011 00:33:30	Straylight	48.000	40	The Sco	1.8590	7100.0	96	48436	No
8	GOM_NL__2PRFIN20110605_003516_000000463103_00146_48436_9917.N1	05-JUN-2011 00:35:16	Twilight_stray	46.000	25	35Lam Sco	1.6200	28000.	92	48436	No
9	GOM_NL__2PRFIN20110605_003655_000000433103_00146_48436_9918.N1	05-JUN-2011 00:36:55	Twilight_stray	43.000	75	26Eps Sco	2.2910	4250.0	86	48436	No
10	GOM_NL__2PRFIN20110605_003853_000000453103_00146_48436_9919.N1	05-JUN-2011 00:38:53	Bright	45.000	136	23Tau Sco	2.8220	30000.	90	48436	No
11	GOM_NL__2PRFIN20110605_004221_000000433103_00146_48436_9920.N1	05-JUN-2011 00:42:21	Bright	43.000	86	35Eta Oph	2.4300	10200.	86	48436	No
12	GOM_NL__2PRFIN20110605_004409_000000403103_00146_48436_9921.N1	05-JUN-2011 00:44:09	Bright	39.500	98	13Zet Oph	2.5710	30000.	79	48436	No
13	GOM_NL__2PRFIN20110605_004617_000000393103_00146_48436_9922.N1	05-JUN-2011 00:46:17	Bright	39.000	120	1Del Oph	2.7340	3200.0	78	48436	No
14	GOM_NL__2PRFIN20110605_005402_000000433103_00146_48436_9923.N1	05-JUN-2011 00:54:02	Bright	43.000	127	27Bet Her	2.7810	4700.0	86	48436	No
15	GOM_NL__2PRFIN20110605_005719_000000593103_00146_48436_9924.N1	05-JUN-2011 00:57:19	Bright	59.000	133	40Zet Her	2.8070	6000.0	118	48436	No
16	GOM_NL__2PRFIN20110605_010434_000000433103_00146_48436_9925.N1	05-JUN-2011 01:04:34	Bright	43.000	130	23Bet Dra	2.7990	5800.0	86	48436	No
17	GOM_NL__2PRFIN20110605_011522_000000493103_00146_48436_9926.N1	05-JUN-2011 01:15:22	Bright	48.500	89	5Alp Cep	2.4510	8000.0	94	48436	No
18	GOM_NL__2PRFIN20110605_012056_000000393103_00146_48436_9927.N1	05-JUN-2011 01:20:56	Bright	38.500	76	27Gam Cas	2.3000	30000.	77	48436	No
19	GOM_NL__2PRFIN20110605_012853_000000593103_00146_48436_9928.N1	05-JUN-2011 01:28:53	Bright	59.000	53	43Bet And	2.0480	3300.0	118	48436	No
20	GOM_NL__2PRFIN20110605_013141_000000493103_00146_48436_9929.N1	05-JUN-2011 01:31:41	Twilight_stray	49.000	58	21Alp And	2.0730	11000.	98	48436	No
21	GOM_NL__2PRFIN20110605_013700_000000563103_00146_48436_9930.N1	05-JUN-2011 01:37:00	Dark	55.500	140	88Gam Peg	2.8340	26000.	111	48436	No
22	GOM_NL__2PRFIN20110605_015242_000000483103_00146_48436_9931.N1	05-JUN-2011 01:52:42	Dark	47.500	84	Alp Phe	2.3970	4500.0	95	48436	No
23	GOM_NL__2PRFIN20110605_015530_000000593103_00146_48436_9932.N1	05-JUN-2011 01:55:30	Dark	58.500	18	24Alp PsA	1.1660	9700.0	117	48436	No
24	GOM_NL__2PRFIN20110605_015819_000000493103_00147_48437_9920.N1	05-JUN-2011 01:58:19	Dark	49.000	63	Bet Gru	2.1500	2800.0	98	48437	No
25	GOM_NL__2PRFIN20110605_020016_000000473103_00147_48437_9921.N1	05-JUN-2011 02:00:16	Dark	47.000	31	Alp Gru	1.7340	15200.	94	48437	No
26	GOM_NL__2PRFIN20110605_020456_000000403103_00147_48437_9922.N1	05-JUN-2011 02:04:56	Straylight	39.500	45	Alp Pav	1.9400	26000.	79	48437	No
27	GOM_NL__2PRFIN20110605_021345_000000523103_00147_48437_9923.N1	05-JUN-2011 02:13:45	Straylight	52.000	40	The Sco	1.8590	7100.0	104	48437	No
28	GOM_NL__2PRFIN20110605_021530_000000463103_00147_48437_9924.N1	05-JUN-2011 02:15:30	Twilight_stray	46.000	25	35Lam Sco	1.6200	28000.	92	48437	No
29	GOM_NL__2PRFIN20110605_021709_000000453103_00147_48437_9925.N1	05-JUN-2011 02:17:09	Twilight_stray	44.500	75	26Eps Sco	2.2910	4250.0	89	48437	No
30	GOM_NL__2PRFIN20110605_021907_000000553103_00147_48437_9926.N1	05-JUN-2011 02:19:07	Bright	55.000	136	23Tau Sco	2.8220	30000.	110	48437	No
31	GOM_NL__2PRFIN20110605_022235_000000433103_00147_48437_9927.N1	05-JUN-2011 02:22:35	Bright	43.000	86	35Eta Oph	2.4300	10200.	86	48437	No
32	GOM_NL__2PRFIN20110605_022423_000000403103_00147_48437_9928.N1	05-JUN-2011 02:24:23	Bright	40.000	98	13Zet Oph	2.5710	30000.	80	48437	No
33	GOM_NL__2PRFIN20110605_022631_000000403103_00147_48437_9929.N1	05-JUN-2011 02:26:31	Bright	39.500	120	1Del Oph	2.7340	3200.0	79	48437	No
34	GOM_NL__2PRFIN20110605_023416_000000403103_00147_48437_9930.N1	05-JUN-2011 02:34:16	Bright	40.000	127	27Bet Her	2.7810	4700.0	80	48437	No
35	GOM_NL__2PRFIN20110605_023733_000000433103_00147_48437_9931.N1	05-JUN-2011 02:37:33	Bright	43.000	133	40Zet Her	2.8070	6000.0	86	48437	No
36	GOM_NL__2PRFIN20110605_024448_000000433103_00147_48437_9932.N1	05-JUN-2011 02:44:48	Bright	43.000	130	23Bet Dra	2.7990	5800.0	86	48437	No
37	GOM_NL__2PRFIN20110605_025536_000000473103_00147_48437_9933.N1	05-JUN-2011 02:55:36	Bright	47.000	89	5Alp Cep	2.4510	8000.0	94	48437	No
38	GOM_NL__2PRFIN20110605_030110_000000353103_00147_48437_9934.N1	05-JUN-2011 03:01:10	Bright	35.000	76	27Gam Cas	2.3000	30000.	70	48437	No
39	GOM_NL__2PRFIN20110605_030907_000000513103_00147_48437_9935.N1	05-JUN-2011 03:09:07	Bright	50.500	53	43Bet And	2.0480	3300.0	101	48437	No
40	GOM_NL__2PRFIN20110605_031155_000000493103_00147_48437_9936.N1	05-JUN-2011 03:11:55	Twilight_stray	49.000	58	21Alp And	2.0730	11000.	98	48437	No
41	GOM_NL__2PRFIN20110605_031714_000000563103_00147_48437_9937.N1	05-JUN-2011 03:17:14	Dark	56.000	140	88Gam Peg	2.8340	26000.	112	48437	No
42	GOM_NL__2PRFIN20110605_033256_000000453103_00147_48437_9938.N1	05-JUN-2011 03:32:56	Dark	44.500	84	Alp Phe	2.3970	4500.0	89	48437	No

43	GOM_NL__2PRFIN20110605_033545_000000703103_00147_48437_9939.N1	05-JUN-2011 03:35:45	Dark	70.000	18	24Alp PsA	1.1660	9700.0	140	48437	No
44	GOM_NL__2PRFIN20110605_033835_000000623103_00148_48438_9927.N1	05-JUN-2011 03:38:35	Dark	61.500	63	Bet Gru	2.1500	2800.0	123	48438	No
45	GOM_NL__2PRFIN20110605_034031_000000473103_00148_48438_9928.N1	05-JUN-2011 03:40:31	Dark	46.500	31	Alp Gru	1.7340	15200.	93	48438	No
46	GOM_NL__2PRFIN20110605_034510_000000433103_00148_48438_9929.N1	05-JUN-2011 03:45:10	Straylight	43.000	45	Alp Pav	1.9400	26000.	86	48438	No
47	GOM_NL__2PRFIN20110605_035359_000000443103_00148_48438_9930.N1	05-JUN-2011 03:53:59	Straylight	44.000	40	The Sco	1.8590	7100.0	88	48438	No
48	GOM_NL__2PRFIN20110605_035545_000000453103_00148_48438_9931.N1	05-JUN-2011 03:55:45	Tw_i_and_stray	45.000	25	35Lam Sco	1.6200	28000.	90	48438	No
49	GOM_NL__2PRFIN20110605_035724_000000463103_00148_48438_9932.N1	05-JUN-2011 03:57:24	Tw_i_and_stray	46.000	75	26Eps Sco	2.2910	4250.0	92	48438	No
50	GOM_NL__2PRFIN20110605_035922_000000453103_00148_48438_9933.N1	05-JUN-2011 03:59:22	Bright	44.500	136	23Tau Sco	2.8220	30000.	89	48438	No
51	GOM_NL__2PRFIN20110605_040249_000000433103_00148_48438_9934.N1	05-JUN-2011 04:02:49	Bright	43.000	86	35Eta Oph	2.4300	10200.	86	48438	No
52	GOM_NL__2PRFIN20110605_040437_000000403103_00148_48438_9935.N1	05-JUN-2011 04:04:37	Bright	39.500	98	13Zet Oph	2.5710	30000.	79	48438	No
53	GOM_NL__2PRFIN20110605_040646_000000393103_00148_48438_9936.N1	05-JUN-2011 04:06:46	Bright	39.000	120	1Del Oph	2.7340	3200.0	78	48438	No
54	GOM_NL__2PRFIN20110605_041430_000000423103_00148_48438_9937.N1	05-JUN-2011 04:14:30	Bright	41.500	127	27Bet Her	2.7810	4700.0	83	48438	No
55	GOM_NL__2PRFIN20110605_041746_000000433103_00148_48438_9938.N1	05-JUN-2011 04:17:46	Bright	42.500	133	40Zet Her	2.8070	6000.0	85	48438	No
56	GOM_NL__2PRFIN20110605_042501_000000433103_00148_48438_9939.N1	05-JUN-2011 04:25:01	Bright	43.000	130	23Bet Dra	2.7990	5800.0	86	48438	No
57	GOM_NL__2PRFIN20110605_043549_000000483103_00148_48438_9940.N1	05-JUN-2011 04:35:49	Bright	47.500	89	5Alp Cep	2.4510	8000.0	95	48438	No
58	GOM_NL__2PRFIN20110605_044124_000000363103_00148_48438_9941.N1	05-JUN-2011 04:41:24	Bright	36.000	76	27Gam Cas	2.3000	30000.	72	48438	No
59	GOM_NL__2PRFIN20110605_044921_000000483103_00148_48438_9942.N1	05-JUN-2011 04:49:21	Bright	48.000	53	43Bet And	2.0480	3300.0	96	48438	No
60	GOM_NL__2PRFIN20110605_045209_000000413103_00148_48438_9943.N1	05-JUN-2011 04:52:09	Tw_i_and_stray	41.000	58	21Alp And	2.0730	11000.	82	48438	No
61	GOM_NL__2PRFIN20110605_045327_000000433103_00148_48438_9944.N1	05-JUN-2011 04:53:27	Twilight	42.500	105	6Bet Ari	2.6450	8900.0	85	48438	No
62	GOM_NL__2PRFIN20110605_045729_000000473103_00148_48438_9945.N1	05-JUN-2011 04:57:29	Dark	47.000	140	88Gam Peg	2.8340	26000.	94	48438	No
63	GOM_NL__2PRFIN20110605_051311_000000513103_00148_48438_9946.N1	05-JUN-2011 05:13:11	Dark	50.500	84	Alp Phe	2.3970	4500.0	101	48438	No
64	GOM_NL__2PRFIN20110605_051601_000000603103_00148_48438_9947.N1	05-JUN-2011 05:16:01	Dark	59.500	18	24Alp PsA	1.1660	9700.0	119	48438	No
65	GOM_NL__2PRFIN20110605_051849_000000643103_00149_48439_0145.N1	05-JUN-2011 05:18:49	Dark	63.500	63	Bet Gru	2.1500	2800.0	127	48439	No
66	GOM_NL__2PRFIN20110605_052046_000000483103_00149_48439_0146.N1	05-JUN-2011 05:20:46	Dark	47.500	31	Alp Gru	1.7340	15200.	95	48439	No
67	GOM_NL__2PRFIN20110605_052525_000000443103_00149_48439_0147.N1	05-JUN-2011 05:25:25	Straylight	43.500	45	Alp Pav	1.9400	26000.	87	48439	No
68	GOM_NL__2PRFIN20110605_053414_000000453103_00149_48439_0148.N1	05-JUN-2011 05:34:14	Straylight	44.500	40	The Sco	1.8590	7100.0	89	48439	No
69	GOM_NL__2PRFIN20110605_053559_000000433103_00149_48439_0149.N1	05-JUN-2011 05:35:59	Tw_i_and_stray	43.000	25	35Lam Sco	1.6200	28000.	86	48439	No
70	GOM_NL__2PRFIN20110605_053738_000000453103_00149_48439_0150.N1	05-JUN-2011 05:37:38	Tw_i_and_stray	45.000	75	26Eps Sco	2.2910	4250.0	90	48439	No
71	GOM_NL__2PRFIN20110605_053936_000000443103_00149_48439_0151.N1	05-JUN-2011 05:39:36	Bright	44.000	136	23Tau Sco	2.8220	30000.	88	48439	No
72	GOM_NL__2PRFIN20110605_054304_000000433103_00149_48439_0152.N1	05-JUN-2011 05:43:04	Bright	42.500	86	35Eta Oph	2.4300	10200.	85	48439	No
73	GOM_NL__2PRFIN20110605_054452_000000403103_00149_48439_0153.N1	05-JUN-2011 05:44:52	Bright	39.500	98	13Zet Oph	2.5710	30000.	79	48439	No
74	GOM_NL__2PRFIN20110605_054700_000000393103_00149_48439_0154.N1	05-JUN-2011 05:47:00	Bright	39.000	120	1Del Oph	2.7340	3200.0	78	48439	No
75	GOM_NL__2PRFIN20110605_055444_000000423103_00149_48439_0155.N1	05-JUN-2011 05:54:44	Bright	42.000	127	27Bet Her	2.7810	4700.0	84	48439	No
76	GOM_NL__2PRFIN20110605_055800_000000413103_00149_48439_0156.N1	05-JUN-2011 05:58:00	Bright	40.500	133	40Zet Her	2.8070	6000.0	81	48439	No
77	GOM_NL__2PRFIN20110605_060515_000000433103_00149_48439_0157.N1	05-JUN-2011 06:05:15	Bright	43.000	130	23Bet Dra	2.7990	5800.0	86	48439	No
78	GOM_NL__2PRFIN20110605_061602_000000473103_00149_48439_0158.N1	05-JUN-2011 06:16:02	Bright	46.500	89	5Alp Cep	2.4510	8000.0	93	48439	No
79	GOM_NL__2PRFIN20110605_062138_000000383103_00149_48439_0159.N1	05-JUN-2011 06:21:38	Bright	37.500	76	27Gam Cas	2.3000	30000.	75	48439	No
80	GOM_NL__2PRFIN20110605_062935_000000473103_00149_48439_0160.N1	05-JUN-2011 06:29:35	Bright	46.500	53	43Bet And	2.0480	3300.0	93	48439	No
81	GOM_NL__2PRFIN20110605_063223_000000413103_00149_48439_0161.N1	05-JUN-2011 06:32:23	Tw_i_and_stray	41.000	58	21Alp And	2.0730	11000.	82	48439	No
82	GOM_NL__2PRFIN20110605_063341_000000433103_00149_48439_0162.N1	05-JUN-2011 06:33:41	Twilight	43.000	105	6Bet Ari	2.6450	8900.0	86	48439	No
83	GOM_NL__2PRFIN20110605_063744_000000473103_00149_48439_0163.N1	05-JUN-2011 06:37:44	Dark	47.000	140	88Gam Peg	2.8340	26000.	94	48439	No
84	GOM_NL__2PRFIN20110605_065326_000000473103_00149_48439_0164.N1	05-JUN-2011 06:53:26	Dark	46.500	84	Alp Phe	2.3970	4500.0	93	48439	No
85	GOM_NL__2PRFIN20110605_065616_000000573103_00149_48439_0165.N1	05-JUN-2011 06:56:16	Dark	57.000	18	24Alp PsA	1.1660	9700.0	114	48439	No
86	GOM_NL__2PRFIN20110605_065904_000000523103_00150_48440_1126.N1	05-JUN-2011 06:59:04	Dark	52.000	63	Bet Gru	2.1500	2800.0	104	48440	No
87	GOM_NL__2PRFIN20110605_070101_000000463103_00150_48440_1127.N1	05-JUN-2011 07:01:01	Dark	46.000	31	Alp Gru	1.7340	15200.	92	48440	No
88	GOM_NL__2PRFIN20110605_070540_000000423103_00150_48440_1128.N1	05-JUN-2011 07:05:40	Straylight	42.000	45	Alp Pav	1.9400	26000.	84	48440	No
89	GOM_NL__2PRFIN20110605_071428_000000463103_00150_48440_1129.N1	05-JUN-2011 07:14:28	Straylight	46.000	40	The Sco	1.8590	7100.0	92	48440	No
90	GOM_NL__2PRFIN20110605_071614_000000463103_00150_48440_1130.N1	05-JUN-2011 07:16:14	Tw_i_and_stray	45.500	25	35Lam Sco	1.6200	28000.	91	48440	No
91	GOM_NL__2PRFIN20110605_071752_000000493103_00150_48440_1131.N1	05-JUN-2011 07:17:52	Tw_i_and_stray	48.500	75	26Eps Sco	2.2910	4250.0	97	48440	No
92	GOM_NL__2PRFIN20110605_071950_000000503103_00150_48440_1132.N1	05-JUN-2011 07:19:50	Bright	49.500	136	23Tau Sco	2.8220	30000.	99	48440	No
93	GOM_NL__2PRFIN20110605_072318_000000433103_00150_48440_1133.N1	05-JUN-2011 07:23:18	Bright	43.000	86	35Eta Oph	2.4300	10200.	86	48440	No
94	GOM_NL__2PRFIN20110605_072505_000000403103_00150_48440_1134.N1	05-JUN-2011 07:25:05	Bright	40.000	98	13Zet Oph	2.5710	30000.	80	48440	No
95	GOM_NL__2PRFIN20110605_072714_000000393103_00150_48440_1135.N1	05-JUN-2011 07:27:14	Bright	38.500	120	1Del Oph	2.7340	3200.0	77	48440	No
96	GOM_NL__2PRFIN20110605_073458_000000433103_00150_48440_1136.N1	05-JUN-2011 07:34:58	Bright	42.500	127	27Bet Her	2.7810	4700.0	85	48440	No
97	GOM_NL__2PRFIN20110605_073814_000000433103_00150_48440_1137.N1	05-JUN-2011 07:38:14	Bright	43.000	133	40Zet Her	2.8070	6000.0	86	48440	No
98	GOM_NL__2PRFIN20110605_074529_000000513103_00150_48440_1138.N1	05-JUN-2011 07:45:29	Bright	51.000	130	23Bet Dra	2.7990	5800.0	102	48440	No
99	GOM_NL__2PRFIN20110605_075616_000000483103_00150_48440_1139.N1	05-JUN-2011 07:56:16	Bright	47.500	89	5Alp Cep	2.4510	8000.0	95	48440	No
100	GOM_NL__2PRFIN20110605_080152_000000393103_00150_48440_1140.N1	05-JUN-2011 08:01:52	Bright	39.000	76	27Gam Cas	2.3000	30000.	78	48440	No
101	GOM_NL__2PRFIN20110605_080949_000000493103_00150_48440_1141.N1	05-JUN-2011 08:09:49	Bright	49.000	53	43Bet And	2.0480	3300.0	98	48440	No

102	GOM_NL__2PRFIN20110605_081238_000000333103_00150_48440_1142.N1	05-JUN-2011 08:12:38	Twilight	33.000	58	21Alp And	2.0730	11000.	66	48440	No
103	GOM_NL__2PRFIN20110605_081355_000000443103_00150_48440_1143.N1	05-JUN-2011 08:13:55	Twilight	44.000	105	6Bet Ari	2.6450	8900.0	88	48440	No
104	GOM_NL__2PRFIN20110605_081758_000000393103_00150_48440_1144.N1	05-JUN-2011 08:17:58	Dark	39.000	140	88Gam Peg	2.8340	26000.	78	48440	No
105	GOM_NL__2PRFIN20110605_083341_000000463103_00150_48440_1145.N1	05-JUN-2011 08:33:41	Dark	46.000	84	Alp Phe	2.3970	4500.0	92	48440	No
106	GOM_NL__2PRFIN20110605_083632_000000673103_00150_48440_1146.N1	05-JUN-2011 08:36:32	Dark	66.500	18	24Alp PsA	1.1660	9700.0	133	48440	No
107	GOM_NL__2PRFIN20110605_083919_000000643103_00151_48441_1126.N1	05-JUN-2011 08:39:19	Dark	64.000	63	Bet Gru	2.1500	2800.0	128	48441	No
108	GOM_NL__2PRFIN20110605_084116_000000473103_00151_48441_1127.N1	05-JUN-2011 08:41:16	Dark	46.500	31	Alp Gru	1.7340	15200.	93	48441	No
109	GOM_NL__2PRFIN20110605_084555_000000433103_00151_48441_1128.N1	05-JUN-2011 08:45:55	Straylight	43.000	45	Alp Pav	1.9400	26000.	86	48441	No
110	GOM_NL__2PRFIN20110605_085442_000000453103_00151_48441_1129.N1	05-JUN-2011 08:54:42	Straylight	44.500	40	The Sco	1.8590	7100.0	89	48441	No
111	GOM_NL__2PRFIN20110605_085628_000000453103_00151_48441_1130.N1	05-JUN-2011 08:56:28	Twilight	44.500	25	35Lam Sco	1.6200	28000.	89	48441	No
112	GOM_NL__2PRFIN20110605_085807_000000483103_00151_48441_1131.N1	05-JUN-2011 08:58:07	Twilight	48.000	75	26Eps Sco	2.2910	4250.0	96	48441	No
113	GOM_NL__2PRFIN20110605_090004_000000443103_00151_48441_1132.N1	05-JUN-2011 09:00:04	Bright	44.000	136	23Tau Sco	2.8220	30000.	88	48441	No
114	GOM_NL__2PRFIN20110605_090332_000000443103_00151_48441_1133.N1	05-JUN-2011 09:03:32	Bright	44.000	86	35Eta Oph	2.4300	10200.	88	48441	No
115	GOM_NL__2PRFIN20110605_090520_000000403103_00151_48441_1134.N1	05-JUN-2011 09:05:20	Bright	40.000	98	13Zet Oph	2.5710	30000.	80	48441	No
116	GOM_NL__2PRFIN20110605_090728_000000393103_00151_48441_1135.N1	05-JUN-2011 09:07:28	Bright	38.500	120	1Del Oph	2.7340	3200.0	77	48441	No
117	GOM_NL__2PRFIN20110605_091511_000000423103_00151_48441_1136.N1	05-JUN-2011 09:15:11	Bright	42.000	127	27Bet Her	2.7810	4700.0	84	48441	No
118	GOM_NL__2PRFIN20110605_091827_000000433103_00151_48441_1137.N1	05-JUN-2011 09:18:27	Bright	42.500	133	40Zet Her	2.8070	6000.0	85	48441	No
119	GOM_NL__2PRFIN20110605_092542_000000443103_00151_48441_1138.N1	05-JUN-2011 09:25:42	Bright	43.500	130	23Bet Dra	2.7990	5800.0	87	48441	No
120	GOM_NL__2PRFIN20110605_093629_000000463103_00151_48441_1139.N1	05-JUN-2011 09:36:29	Bright	46.000	89	5Alp Cep	2.4510	8000.0	92	48441	No
121	GOM_NL__2PRFIN20110605_094205_000000573103_00151_48441_1140.N1	05-JUN-2011 09:42:05	Bright	57.000	76	27Gam Cas	2.3000	30000.	114	48441	No
122	GOM_NL__2PRFIN20110605_095003_000000503103_00151_48441_1141.N1	05-JUN-2011 09:50:03	Bright	50.000	53	43Bet And	2.0480	3300.0	100	48441	No
123	GOM_NL__2PRFIN20110605_095252_000000333103_00151_48441_1142.N1	05-JUN-2011 09:52:52	Twilight	33.000	58	21Alp And	2.0730	11000.	66	48441	No
124	GOM_NL__2PRFIN20110605_095410_000000443103_00151_48441_1143.N1	05-JUN-2011 09:54:10	Twilight	43.500	105	6Bet Ari	2.6450	8900.0	87	48441	No
125	GOM_NL__2PRFIN20110605_095813_000000393103_00151_48441_1144.N1	05-JUN-2011 09:58:13	Dark	39.000	140	88Gam Peg	2.8340	26000.	78	48441	No
126	GOM_NL__2PRFIN20110605_101355_000000453103_00151_48441_1145.N1	05-JUN-2011 10:13:55	Dark	44.500	84	Alp Phe	2.3970	4500.0	89	48441	No
127	GOM_NL__2PRFIN20110605_101647_000000703103_00151_48441_1146.N1	05-JUN-2011 10:16:47	Dark	69.500	18	24Alp PsA	1.1660	9700.0	139	48441	No
128	GOM_NL__2PRFIN20110605_101934_000000573103_00152_48442_1126.N1	05-JUN-2011 10:19:34	Dark	56.500	63	Bet Gru	2.1500	2800.0	113	48442	No
129	GOM_NL__2PRFIN20110605_102132_000000483103_00152_48442_1127.N1	05-JUN-2011 10:21:32	Dark	47.500	31	Alp Gru	1.7340	15200.	95	48442	No
130	GOM_NL__2PRFIN20110605_102609_000000493103_00152_48442_1128.N1	05-JUN-2011 10:26:09	Straylight	49.000	45	Alp Pav	1.9400	26000.	98	48442	No
131	GOM_NL__2PRFIN20110605_103457_000000453103_00152_48442_1129.N1	05-JUN-2011 10:34:57	Straylight	45.000	40	The Sco	1.8590	7100.0	90	48442	No
132	GOM_NL__2PRFIN20110605_103642_000000483103_00152_48442_1130.N1	05-JUN-2011 10:36:42	Twilight	47.500	25	35Lam Sco	1.6200	28000.	95	48442	No
133	GOM_NL__2PRFIN20110605_103821_000000453103_00152_48442_1131.N1	05-JUN-2011 10:38:21	Twilight	45.000	75	26Eps Sco	2.2910	4250.0	90	48442	No
134	GOM_NL__2PRFIN20110605_104018_000000463103_00152_48442_1132.N1	05-JUN-2011 10:40:18	Bright	45.500	136	23Tau Sco	2.8220	30000.	91	48442	No
135	GOM_NL__2PRFIN20110605_104346_000000443103_00152_48442_1133.N1	05-JUN-2011 10:43:46	Bright	43.500	86	35Eta Oph	2.4300	10200.	87	48442	No
136	GOM_NL__2PRFIN20110605_104534_000000403103_00152_48442_1134.N1	05-JUN-2011 10:45:34	Bright	40.000	98	13Zet Oph	2.5710	30000.	80	48442	No
137	GOM_NL__2PRFIN20110605_104742_000000383103_00152_48442_1135.N1	05-JUN-2011 10:47:42	Bright	38.000	120	1Del Oph	2.7340	3200.0	76	48442	No
138	GOM_NL__2PRFIN20110605_105525_000000413103_00152_48442_1136.N1	05-JUN-2011 10:55:25	Bright	40.500	127	27Bet Her	2.7810	4700.0	81	48442	No
139	GOM_NL__2PRFIN20110605_105841_000000563103_00152_48442_1137.N1	05-JUN-2011 10:58:41	Bright	56.000	133	40Zet Her	2.8070	6000.0	112	48442	No
140	GOM_NL__2PRFIN20110605_110555_000000443103_00152_48442_1138.N1	05-JUN-2011 11:05:55	Bright	43.500	130	23Bet Dra	2.7990	5800.0	87	48442	No
141	GOM_NL__2PRFIN20110605_111643_000000493103_00152_48442_1139.N1	05-JUN-2011 11:16:43	Bright	49.000	89	5Alp Cep	2.4510	8000.0	98	48442	No
142	GOM_NL__2PRFIN20110605_112219_000000433103_00152_48442_1140.N1	05-JUN-2011 11:22:19	Bright	43.000	76	27Gam Cas	2.3000	30000.	86	48442	No
143	GOM_NL__2PRFIN20110605_113017_000000503103_00152_48442_1141.N1	05-JUN-2011 11:30:17	Bright	50.000	53	43Bet And	2.0480	3300.0	100	48442	No
144	GOM_NL__2PRFIN20110605_113306_000000253103_00152_48442_1142.N1	05-JUN-2011 11:33:06	Twilight	25.000	58	21Alp And	2.0730	11000.	50	48442	No
145	GOM_NL__2PRFIN20110605_113424_000000423103_00152_48442_1143.N1	05-JUN-2011 11:34:24	Twilight	42.000	105	6Bet Ari	2.6450	8900.0	84	48442	No
146	GOM_NL__2PRFIN20110605_113827_000000303103_00152_48442_1144.N1	05-JUN-2011 11:38:27	Dark	30.000	140	88Gam Peg	2.8340	26000.	60	48442	No
147	GOM_NL__2PRFIN20110605_115410_000000443103_00152_48442_1145.N1	05-JUN-2011 11:54:10	Dark	44.000	84	Alp Phe	2.3970	4500.0	88	48442	No
148	GOM_NL__2PRFIN20110605_115702_000000583103_00152_48442_1146.N1	05-JUN-2011 11:57:02	Dark	57.500	18	24Alp PsA	1.1660	9700.0	115	48442	No
149	GOM_NL__2PRFIN20110605_115949_000000493103_00153_48443_1126.N1	05-JUN-2011 11:59:49	Dark	48.500	63	Bet Gru	2.1500	2800.0	97	48443	No
150	GOM_NL__2PRFIN20110605_120146_000000463103_00153_48443_1127.N1	05-JUN-2011 12:01:46	Dark	46.000	31	Alp Gru	1.7340	15200.	92	48443	No
151	GOM_NL__2PRFIN20110605_120624_000000413103_00153_48443_1128.N1	05-JUN-2011 12:06:24	Straylight	41.000	45	Alp Pav	1.9400	26000.	82	48443	No
152	GOM_NL__2PRFIN20110605_121511_000000483103_00153_48443_1129.N1	05-JUN-2011 12:15:11	Straylight	47.500	40	The Sco	1.8590	7100.0	95	48443	No
153	GOM_NL__2PRFIN20110605_121657_000000483103_00153_48443_1130.N1	05-JUN-2011 12:16:57	Twilight	48.000	25	35Lam Sco	1.6200	28000.	96	48443	No
154	GOM_NL__2PRFIN20110605_121835_000000473103_00153_48443_1131.N1	05-JUN-2011 12:18:35	Twilight	47.000	75	26Eps Sco	2.2910	4250.0	94	48443	No
155	GOM_NL__2PRFIN20110605_122033_000000453103_00153_48443_1132.N1	05-JUN-2011 12:20:33	Bright	45.000	136	23Tau Sco	2.8220	30000.	90	48443	No
156	GOM_NL__2PRFIN20110605_122400_000000443103_00153_48443_1133.N1	05-JUN-2011 12:24:00	Bright	43.500	86	35Eta Oph	2.4300	10200.	87	48443	No
157	GOM_NL__2PRFIN20110605_122548_000000403103_00153_48443_1134.N1	05-JUN-2011 12:25:48	Bright	39.500	98	13Zet Oph	2.5710	30000.	79	48443	No
158	GOM_NL__2PRFIN20110605_122756_000000383103_00153_48443_1135.N1	05-JUN-2011 12:27:56	Bright	38.000	120	1Del Oph	2.7340	3200.0	76	48443	No
159	GOM_NL__2PRFIN20110605_123539_000000383103_00153_48443_1136.N1	05-JUN-2011 12:35:39	Bright	38.000	127	27Bet Her	2.7810	4700.0	76	48443	No
160	GOM_NL__2PRFIN20110605_123855_000000423103_00153_48443_1137.N1	05-JUN-2011 12:38:55	Bright	42.000	133	40Zet Her	2.8070	6000.0	84	48443	No

161	GOM_NL__2PRFIN20110605_124609_000000403103_00153_48443_1138.N1	05-JUN-2011 12:46:09	Bright	40.000	130	23Bet Dra	2.7990	5800.0	80	48443	No
162	GOM_NL__2PRFIN20110605_125656_000000473103_00153_48443_1139.N1	05-JUN-2011 12:56:56	Bright	46.500	89	5Alp Cep	2.4510	8000.0	93	48443	No
163	GOM_NL__2PRFIN20110605_130233_000000373103_00153_48443_1140.N1	05-JUN-2011 13:02:33	Bright	36.500	76	27Gam Cas	2.3000	30000.	73	48443	No
164	GOM_NL__2PRFIN20110605_131032_000000503103_00153_48443_1141.N1	05-JUN-2011 13:10:32	Bright	49.500	53	43Bet And	2.0480	3300.0	99	48443	No
165	GOM_NL__2PRFIN20110605_131320_000000253103_00153_48443_1142.N1	05-JUN-2011 13:13:20	Twilight	25.000	58	21Alp And	2.0730	11000.	50	48443	No
166	GOM_NL__2PRFIN20110605_131438_000000433103_00153_48443_1143.N1	05-JUN-2011 13:14:38	Twilight	42.500	105	6Bet Ari	2.6450	8900.0	85	48443	No
167	GOM_NL__2PRFIN20110605_131842_000000303103_00153_48443_1144.N1	05-JUN-2011 13:18:42	Dark	30.000	140	88Gam Peg	2.8340	26000.	60	48443	No
168	GOM_NL__2PRFIN20110605_133424_000000473103_00153_48443_1145.N1	05-JUN-2011 13:34:24	Dark	46.500	84	Alp Phe	2.3970	4500.0	93	48443	No
169	GOM_NL__2PRFIN20110605_133718_000000683103_00153_48443_1146.N1	05-JUN-2011 13:37:18	Dark	68.000	18	24Alp PsA	1.1660	9700.0	136	48443	No
170	GOM_NL__2PRFIN20110605_134004_000000573103_00154_48444_1126.N1	05-JUN-2011 13:40:04	Dark	57.000	63	Bet Gru	2.1500	2800.0	114	48444	No
171	GOM_NL__2PRFIN20110605_134201_000000483103_00154_48444_1127.N1	05-JUN-2011 13:42:01	Dark	48.000	31	Alp Gru	1.7340	15200.	96	48444	No
172	GOM_NL__2PRFIN20110605_134639_000000433103_00154_48444_1128.N1	05-JUN-2011 13:46:39	Straylight	42.500	45	Alp Pav	1.9400	26000.	85	48444	No
173	GOM_NL__2PRFIN20110605_135525_000000463103_00154_48444_1129.N1	05-JUN-2011 13:55:25	Straylight	45.500	40	The Sco	1.8590	7100.0	91	48444	No
174	GOM_NL__2PRFIN20110605_135711_000000453103_00154_48444_1130.N1	05-JUN-2011 13:57:11	Twilight	44.500	25	35Lam Sco	1.6200	28000.	89	48444	No
175	GOM_NL__2PRFIN20110605_135849_000000463103_00154_48444_1131.N1	05-JUN-2011 13:58:49	Twilight	46.000	75	26Eps Sco	2.2910	4250.0	92	48444	No
176	GOM_NL__2PRFIN20110605_140047_000000493103_00154_48444_1132.N1	05-JUN-2011 14:00:47	Bright	49.000	136	23Tau Sco	2.8220	30000.	98	48444	No
177	GOM_NL__2PRFIN20110605_140414_000000443103_00154_48444_1133.N1	05-JUN-2011 14:04:14	Bright	43.500	86	35Eta Oph	2.4300	10200.	87	48444	No
178	GOM_NL__2PRFIN20110605_140602_000000403103_00154_48444_1134.N1	05-JUN-2011 14:06:02	Bright	40.000	98	13Zet Oph	2.5710	30000.	80	48444	No
179	GOM_NL__2PRFIN20110605_140810_000000383103_00154_48444_1135.N1	05-JUN-2011 14:08:10	Bright	38.000	120	1Del Oph	2.7340	3200.0	76	48444	No
180	GOM_NL__2PRFIN20110605_141552_000000403103_00154_48444_1136.N1	05-JUN-2011 14:15:52	Bright	39.500	127	27Bet Her	2.7810	4700.0	79	48444	No
181	GOM_NL__2PRFIN20110605_141908_000000603103_00154_48444_1137.N1	05-JUN-2011 14:19:08	Bright	60.000	133	40Zet Her	2.8070	6000.0	120	48444	No
182	GOM_NL__2PRFIN20110605_142622_000000433103_00154_48444_1138.N1	05-JUN-2011 14:26:22	Bright	43.000	130	23Bet Dra	2.7990	5800.0	86	48444	No
183	GOM_NL__2PRFIN20110605_144247_000000513103_00154_48444_1139.N1	05-JUN-2011 14:42:47	Bright	50.500	76	27Gam Cas	2.3000	30000.	101	48444	No
184	GOM_NL__2PRFIN20110605_145046_000000473103_00154_48444_1140.N1	05-JUN-2011 14:50:46	Bright	47.000	53	43Bet And	2.0480	3300.0	94	48444	No
185	GOM_NL__2PRFIN20110605_145452_000000433103_00154_48444_1141.N1	05-JUN-2011 14:54:52	Twilight	42.500	105	6Bet Ari	2.6450	8900.0	85	48444	No
186	GOM_NL__2PRFIN20110605_151439_000000473103_00154_48444_1142.N1	05-JUN-2011 15:14:39	Dark	47.000	84	Alp Phe	2.3970	4500.0	94	48444	No
187	GOM_NL__2PRFIN20110605_151733_000000573103_00154_48444_1143.N1	05-JUN-2011 15:17:33	Dark	56.500	18	24Alp PsA	1.1660	9700.0	113	48444	No
188	GOM_NL__2PRFIN20110605_152019_000000523103_00155_48445_1146.N1	05-JUN-2011 15:20:19	Dark	51.500	63	Bet Gru	2.1500	2800.0	103	48445	No
189	GOM_NL__2PRFIN20110605_152216_000000493103_00155_48445_1147.N1	05-JUN-2011 15:22:16	Dark	48.500	31	Alp Gru	1.7340	15200.	97	48445	No
190	GOM_NL__2PRFIN20110605_152653_000000423103_00155_48445_1148.N1	05-JUN-2011 15:26:53	Straylight	42.000	45	Alp Pav	1.9400	26000.	84	48445	No
191	GOM_NL__2PRFIN20110605_153540_000000483103_00155_48445_1149.N1	05-JUN-2011 15:35:40	Straylight	48.000	40	The Sco	1.8590	7100.0	96	48445	No
192	GOM_NL__2PRFIN20110605_153725_000000463103_00155_48445_1150.N1	05-JUN-2011 15:37:25	Twilight	46.000	25	35Lam Sco	1.6200	28000.	92	48445	No
193	GOM_NL__2PRFIN20110605_153903_000000453103_00155_48445_1151.N1	05-JUN-2011 15:39:03	Twilight	45.000	75	26Eps Sco	2.2910	4250.0	90	48445	No
194	GOM_NL__2PRFIN20110605_154101_000000433103_00155_48445_1152.N1	05-JUN-2011 15:41:01	Bright	43.000	136	23Tau Sco	2.8220	30000.	86	48445	No
195	GOM_NL__2PRFIN20110605_154428_000000433103_00155_48445_1153.N1	05-JUN-2011 15:44:28	Bright	43.000	86	35Eta Oph	2.4300	10200.	86	48445	No
196	GOM_NL__2PRFIN20110605_154616_000000403103_00155_48445_1154.N1	05-JUN-2011 15:46:16	Bright	39.500	98	13Zet Oph	2.5710	30000.	79	48445	No
197	GOM_NL__2PRFIN20110605_154824_000000383103_00155_48445_1155.N1	05-JUN-2011 15:48:24	Bright	38.000	120	1Del Oph	2.7340	3200.0	76	48445	No
198	GOM_NL__2PRFIN20110605_155606_000000403103_00155_48445_1156.N1	05-JUN-2011 15:56:06	Bright	39.500	127	27Bet Her	2.7810	4700.0	79	48445	No
199	GOM_NL__2PRFIN20110605_155922_000000433103_00155_48445_1157.N1	05-JUN-2011 15:59:22	Bright	42.500	133	40Zet Her	2.8070	6000.0	85	48445	No
200	GOM_NL__2PRFIN20110605_160636_000000453103_00155_48445_1158.N1	05-JUN-2011 16:06:36	Bright	44.500	130	23Bet Dra	2.7990	5800.0	89	48445	No
201	GOM_NL__2PRFIN20110605_161723_000000483103_00155_48445_1159.N1	05-JUN-2011 16:17:23	Bright	47.500	89	5Alp Cep	2.4510	8000.0	95	48445	No
202	GOM_NL__2PRFIN20110605_162301_000000573103_00155_48445_1160.N1	05-JUN-2011 16:23:01	Bright	57.000	76	27Gam Cas	2.3000	30000.	114	48445	No
203	GOM_NL__2PRFIN20110605_163100_000000483103_00155_48445_1161.N1	05-JUN-2011 16:31:00	Bright	48.000	53	43Bet And	2.0480	3300.0	96	48445	No
204	GOM_NL__2PRFIN20110605_163507_000000423103_00155_48445_1162.N1	05-JUN-2011 16:35:07	Twilight	42.000	105	6Bet Ari	2.6450	8900.0	84	48445	No
205	GOM_NL__2PRFIN20110605_165454_000000403103_00155_48445_1163.N1	05-JUN-2011 16:54:54	Dark	40.000	84	Alp Phe	2.3970	4500.0	80	48445	No
206	GOM_NL__2PRFIN20110605_165749_000000583103_00155_48445_1164.N1	05-JUN-2011 16:57:49	Dark	57.500	18	24Alp PsA	1.1660	9700.0	115	48445	No
207	GOM_NL__2PRFIN20110605_170034_000000543103_00156_48446_1146.N1	05-JUN-2011 17:00:34	Dark	54.000	63	Bet Gru	2.1500	2800.0	108	48446	No
208	GOM_NL__2PRFIN20110605_170231_000000473103_00156_48446_1147.N1	05-JUN-2011 17:02:31	Dark	46.500	31	Alp Gru	1.7340	15200.	93	48446	No
209	GOM_NL__2PRFIN20110605_170708_000000423103_00156_48446_1148.N1	05-JUN-2011 17:07:08	Straylight	42.000	45	Alp Pav	1.9400	26000.	84	48446	No
210	GOM_NL__2PRFIN20110605_171554_000000463103_00156_48446_1149.N1	05-JUN-2011 17:15:54	Straylight	46.000	40	The Sco	1.8590	7100.0	92	48446	No
211	GOM_NL__2PRFIN20110605_171740_000000483103_00156_48446_1150.N1	05-JUN-2011 17:17:40	Twilight	48.000	25	35Lam Sco	1.6200	28000.	96	48446	No
212	GOM_NL__2PRFIN20110605_171918_000000453103_00156_48446_1151.N1	05-JUN-2011 17:19:18	Twilight	44.500	75	26Eps Sco	2.2910	4250.0	89	48446	No
213	GOM_NL__2PRFIN20110605_172115_000000413103_00156_48446_1152.N1	05-JUN-2011 17:21:15	Bright	41.000	136	23Tau Sco	2.8220	30000.	82	48446	No
214	GOM_NL__2PRFIN20110605_172442_000000433103_00156_48446_1153.N1	05-JUN-2011 17:24:42	Bright	43.000	86	35Eta Oph	2.4300	10200.	86	48446	No
215	GOM_NL__2PRFIN20110605_172630_000000403103_00156_48446_1154.N1	05-JUN-2011 17:26:30	Bright	40.000	98	13Zet Oph	2.5710	30000.	80	48446	No
216	GOM_NL__2PRFIN20110605_172838_000000393103_00156_48446_1155.N1	05-JUN-2011 17:28:38	Bright	38.500	120	1Del Oph	2.7340	3200.0	77	48446	No
217	GOM_NL__2PRFIN20110605_173620_000000423103_00156_48446_1156.N1	05-JUN-2011 17:36:20	Bright	42.000	127	27Bet Her	2.7810	4700.0	84	48446	No
218	GOM_NL__2PRFIN20110605_173935_000000413103_00156_48446_1157.N1	05-JUN-2011 17:39:35	Bright	41.000	133	40Zet Her	2.8070	6000.0	82	48446	No
219	GOM_NL__2PRFIN20110605_174649_000000533103_00156_48446_1158.N1	05-JUN-2011 17:46:49	Bright	52.500	130	23Bet Dra	2.7990	5800.0	105	48446	No

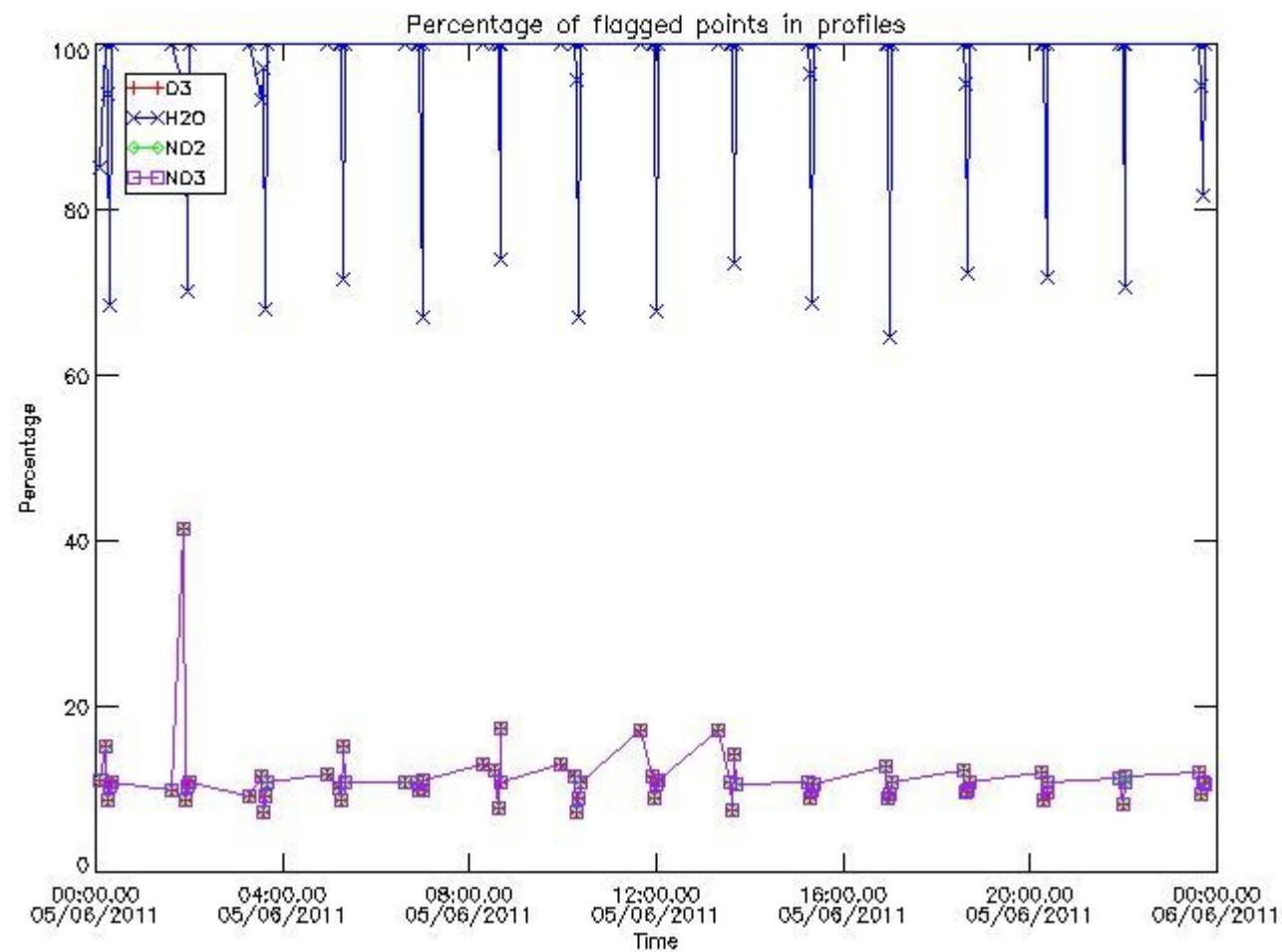
220	GOM_NL__2PRFIN20110605_175736_000000483103_00156_48446_1159.N1	05-JUN-2011 17:57:36	Bright	47.500	89	5Alp Cep	2.4510	8000.0	95	48446	No
221	GOM_NL__2PRFIN20110605_180315_000000373103_00156_48446_1160.N1	05-JUN-2011 18:03:15	Bright	36.500	76	27Gam Cas	2.3000	30000.	73	48446	No
222	GOM_NL__2PRFIN20110605_180857_000000383103_00156_48446_1161.N1	05-JUN-2011 18:08:57	Bright	37.500	73	57Gam1And	2.2600	13100.	75	48446	No
223	GOM_NL__2PRFIN20110605_181114_000000483103_00156_48446_1162.N1	05-JUN-2011 18:11:14	Bright	48.000	53	43Bet And	2.0480	3300.0	96	48446	No
224	GOM_NL__2PRFIN20110605_181521_000000443103_00156_48446_1163.N1	05-JUN-2011 18:15:21	Twilight	43.500	105	6Bet Ari	2.6450	8900.0	87	48446	No
225	GOM_NL__2PRFIN20110605_183508_000000463103_00156_48446_1164.N1	05-JUN-2011 18:35:08	Dark	46.000	84	Alp Phe	2.3970	4500.0	92	48446	No
226	GOM_NL__2PRFIN20110605_183804_000000743103_00156_48446_1165.N1	05-JUN-2011 18:38:04	Dark	74.000	18	24Alp PsA	1.1660	9700.0	148	48446	No
227	GOM_NL__2PRFIN20110605_184049_000000573103_00157_48447_1146.N1	05-JUN-2011 18:40:49	Dark	56.500	63	Bet Gru	2.1500	2800.0	113	48447	No
228	GOM_NL__2PRFIN20110605_184246_000000473103_00157_48447_1147.N1	05-JUN-2011 18:42:46	Dark	46.500	31	Alp Gru	1.7340	15200.	93	48447	No
229	GOM_NL__2PRFIN20110605_184723_000000423103_00157_48447_1148.N1	05-JUN-2011 18:47:23	Straylight	42.000	45	Alp Pav	1.9400	26000.	84	48447	No
230	GOM_NL__2PRFIN20110605_185609_000000453103_00157_48447_1149.N1	05-JUN-2011 18:56:09	Straylight	44.500	40	The Sco	1.8590	7100.0	89	48447	No
231	GOM_NL__2PRFIN20110605_185754_000000433103_00157_48447_1150.N1	05-JUN-2011 18:57:54	Tw_i_and_stray	42.500	25	35Lam Sco	1.6200	28000.	85	48447	No
232	GOM_NL__2PRFIN20110605_185932_000000503103_00157_48447_1151.N1	05-JUN-2011 18:59:32	Tw_i_and_stray	50.000	75	26Eps Sco	2.2910	4250.0	100	48447	No
233	GOM_NL__2PRFIN20110605_190129_000000533103_00157_48447_1152.N1	05-JUN-2011 19:01:29	Bright	52.500	136	23Tau Sco	2.8220	30000.	105	48447	No
234	GOM_NL__2PRFIN20110605_190457_000000433103_00157_48447_1153.N1	05-JUN-2011 19:04:57	Bright	43.000	86	35Eta Oph	2.4300	10200.	86	48447	No
235	GOM_NL__2PRFIN20110605_190644_000000403103_00157_48447_1154.N1	05-JUN-2011 19:06:44	Bright	40.000	98	13Zet Oph	2.5710	30000.	80	48447	No
236	GOM_NL__2PRFIN20110605_190852_000000393103_00157_48447_1155.N1	05-JUN-2011 19:08:52	Bright	39.000	120	1Del Oph	2.7340	3200.0	78	48447	No
237	GOM_NL__2PRFIN20110605_191634_000000413103_00157_48447_1156.N1	05-JUN-2011 19:16:34	Bright	41.000	127	27Bet Her	2.7810	4700.0	82	48447	No
238	GOM_NL__2PRFIN20110605_191949_000000413103_00157_48447_1157.N1	05-JUN-2011 19:19:49	Bright	40.500	133	40Zet Her	2.8070	6000.0	81	48447	No
239	GOM_NL__2PRFIN20110605_192702_000000453103_00157_48447_1158.N1	05-JUN-2011 19:27:02	Bright	44.500	130	23Bet Dra	2.7990	5800.0	89	48447	No
240	GOM_NL__2PRFIN20110605_193749_000000463103_00157_48447_1159.N1	05-JUN-2011 19:37:49	Bright	45.500	89	5Alp Cep	2.4510	8000.0	91	48447	No
241	GOM_NL__2PRFIN20110605_194329_000000443103_00157_48447_1160.N1	05-JUN-2011 19:43:29	Bright	44.000	76	27Gam Cas	2.3000	30000.	88	48447	No
242	GOM_NL__2PRFIN20110605_194911_000000373103_00157_48447_1161.N1	05-JUN-2011 19:49:11	Bright	36.500	73	57Gam1And	2.2600	13100.	73	48447	No
243	GOM_NL__2PRFIN20110605_195128_000000503103_00157_48447_1162.N1	05-JUN-2011 19:51:28	Bright	50.000	53	43Bet And	2.0480	3300.0	100	48447	No
244	GOM_NL__2PRFIN20110605_195535_000000423103_00157_48447_1163.N1	05-JUN-2011 19:55:35	Twilight	41.500	105	6Bet Ari	2.6450	8900.0	83	48447	No
245	GOM_NL__2PRFIN20110605_201523_000000433103_00157_48447_1164.N1	05-JUN-2011 20:15:23	Dark	42.500	84	Alp Phe	2.3970	4500.0	85	48447	No
246	GOM_NL__2PRFIN20110605_201819_000000593103_00157_48447_1165.N1	05-JUN-2011 20:18:19	Dark	58.500	18	24Alp PsA	1.1660	9700.0	117	48447	No
247	GOM_NL__2PRFIN20110605_202103_000000543103_00158_48448_1146.N1	05-JUN-2011 20:21:03	Dark	53.500	63	Bet Gru	2.1500	2800.0	107	48448	No
248	GOM_NL__2PRFIN20110605_202301_000000473103_00158_48448_1147.N1	05-JUN-2011 20:23:01	Dark	47.000	31	Alp Gru	1.7340	15200.	94	48448	No
249	GOM_NL__2PRFIN20110605_202737_000000423103_00158_48448_1148.N1	05-JUN-2011 20:27:37	Straylight	42.000	45	Alp Pav	1.9400	26000.	84	48448	No
250	GOM_NL__2PRFIN20110605_203623_000000483103_00158_48448_1149.N1	05-JUN-2011 20:36:23	Straylight	47.500	40	The Sco	1.8590	7100.0	95	48448	No
251	GOM_NL__2PRFIN20110605_203808_000000463103_00158_48448_1150.N1	05-JUN-2011 20:38:08	Tw_i_and_stray	46.000	25	35Lam Sco	1.6200	28000.	92	48448	No
252	GOM_NL__2PRFIN20110605_203946_000000473103_00158_48448_1151.N1	05-JUN-2011 20:39:46	Tw_i_and_stray	47.000	75	26Eps Sco	2.2910	4250.0	94	48448	No
253	GOM_NL__2PRFIN20110605_204144_000000483103_00158_48448_1152.N1	05-JUN-2011 20:41:44	Bright	48.000	136	23Tau Sco	2.8220	30000.	96	48448	No
254	GOM_NL__2PRFIN20110605_204511_000000433103_00158_48448_1153.N1	05-JUN-2011 20:45:11	Bright	42.500	86	35Eta Oph	2.4300	10200.	85	48448	No
255	GOM_NL__2PRFIN20110605_204658_000000403103_00158_48448_1154.N1	05-JUN-2011 20:46:58	Bright	39.500	98	13Zet Oph	2.5710	30000.	79	48448	No
256	GOM_NL__2PRFIN20110605_204906_000000393103_00158_48448_1155.N1	05-JUN-2011 20:49:06	Bright	39.000	120	1Del Oph	2.7340	3200.0	78	48448	No
257	GOM_NL__2PRFIN20110605_205647_000000413103_00158_48448_1156.N1	05-JUN-2011 20:56:47	Bright	40.500	127	27Bet Her	2.7810	4700.0	81	48448	No
258	GOM_NL__2PRFIN20110605_210003_000000413103_00158_48448_1157.N1	05-JUN-2011 21:00:03	Bright	40.500	133	40Zet Her	2.8070	6000.0	81	48448	No
259	GOM_NL__2PRFIN20110605_210716_000000443103_00158_48448_1158.N1	05-JUN-2011 21:07:16	Bright	43.500	130	23Bet Dra	2.7990	5800.0	87	48448	No
260	GOM_NL__2PRFIN20110605_211803_000000473103_00158_48448_1159.N1	05-JUN-2011 21:18:03	Bright	47.000	89	5Alp Cep	2.4510	8000.0	94	48448	No
261	GOM_NL__2PRFIN20110605_212342_000000383103_00158_48448_1160.N1	05-JUN-2011 21:23:42	Bright	38.000	76	27Gam Cas	2.3000	30000.	76	48448	No
262	GOM_NL__2PRFIN20110605_212925_000000483103_00158_48448_1161.N1	05-JUN-2011 21:29:25	Bright	48.000	73	57Gam1And	2.2600	13100.	96	48448	No
263	GOM_NL__2PRFIN20110605_213142_000000513103_00158_48448_1162.N1	05-JUN-2011 21:31:42	Bright	50.500	53	43Bet And	2.0480	3300.0	101	48448	No
264	GOM_NL__2PRFIN20110605_213549_000000433103_00158_48448_1163.N1	05-JUN-2011 21:35:49	Twilight	42.500	105	6Bet Ari	2.6450	8900.0	85	48448	No
265	GOM_NL__2PRFIN20110605_215537_000000493103_00158_48448_1164.N1	05-JUN-2011 21:55:37	Dark	49.000	84	Alp Phe	2.3970	4500.0	98	48448	No
266	GOM_NL__2PRFIN20110605_215835_000000623103_00158_48448_1165.N1	05-JUN-2011 21:58:35	Dark	61.500	18	24Alp PsA	1.1660	9700.0	123	48448	No
267	GOM_NL__2PRFIN20110605_220118_000000473103_00159_48449_1146.N1	05-JUN-2011 22:01:18	Dark	46.500	63	Bet Gru	2.1500	2800.0	93	48449	No
268	GOM_NL__2PRFIN20110605_220316_000000483103_00159_48449_1147.N1	05-JUN-2011 22:03:16	Dark	48.000	31	Alp Gru	1.7340	15200.	96	48449	No
269	GOM_NL__2PRFIN20110605_220752_000000423103_00159_48449_1148.N1	05-JUN-2011 22:07:52	Straylight	42.000	45	Alp Pav	1.9400	26000.	84	48449	No
270	GOM_NL__2PRFIN20110605_221637_000000483103_00159_48449_1149.N1	05-JUN-2011 22:16:37	Straylight	47.500	40	The Sco	1.8590	7100.0	95	48449	No
271	GOM_NL__2PRFIN20110605_221823_000000463103_00159_48449_1150.N1	05-JUN-2011 22:18:23	Tw_i_and_stray	46.000	25	35Lam Sco	1.6200	28000.	92	48449	No
272	GOM_NL__2PRFIN20110605_222001_000000453103_00159_48449_1151.N1	05-JUN-2011 22:20:01	Tw_i_and_stray	45.000	75	26Eps Sco	2.2910	4250.0	90	48449	No
273	GOM_NL__2PRFIN20110605_222158_000000453103_00159_48449_1152.N1	05-JUN-2011 22:21:58	Bright	44.500	136	23Tau Sco	2.8220	30000.	89	48449	No
274	GOM_NL__2PRFIN20110605_222525_000000423103_00159_48449_1153.N1	05-JUN-2011 22:25:25	Bright	42.000	86	35Eta Oph	2.4300	10200.	84	48449	No
275	GOM_NL__2PRFIN20110605_222712_000000403103_00159_48449_1154.N1	05-JUN-2011 22:27:12	Bright	39.500	98	13Zet Oph	2.5710	30000.	79	48449	No
276	GOM_NL__2PRFIN20110605_222920_000000393103_00159_48449_1155.N1	05-JUN-2011 22:29:20	Bright	39.000	120	1Del Oph	2.7340	3200.0	78	48449	No
277	GOM_NL__2PRFIN20110605_223701_000000413103_00159_48449_1156.N1	05-JUN-2011 22:37:01	Bright	40.500	127	27Bet Her	2.7810	4700.0	81	48449	No
278	GOM_NL__2PRFIN20110605_224016_000000393103_00159_48449_1157.N1	05-JUN-2011 22:40:16	Bright	39.000	133	40Zet Her	2.8070	6000.0	78	48449	No

279	GOM_NL__2PRFIN20110605_224729_000000443103_00159_48449_1158.N1	05-JUN-2011 22:47:29	Bright	43.500	130	23Bet Dra	2.7990	5800.0	87	48449	No
280	GOM_NL__2PRFIN20110605_225816_000000473103_00159_48449_1159.N1	05-JUN-2011 22:58:16	Bright	46.500	89	5Alp Cep	2.4510	8000.0	93	48449	No
281	GOM_NL__2PRFIN20110605_230356_000000523103_00159_48449_1160.N1	05-JUN-2011 23:03:56	Bright	51.500	76	27Gam Cas	2.3000	30000.	103	48449	No
282	GOM_NL__2PRFIN20110605_230939_000000373103_00159_48449_1161.N1	05-JUN-2011 23:09:39	Bright	36.500	73	57Gam1And	2.2600	13100.	73	48449	No
283	GOM_NL__2PRFIN20110605_231156_000000513103_00159_48449_1162.N1	05-JUN-2011 23:11:56	Bright	51.000	53	43Bet And	2.0480	3300.0	102	48449	No
284	GOM_NL__2PRFIN20110605_231603_000000423103_00159_48449_1163.N1	05-JUN-2011 23:16:03	Twilight	42.000	105	6Bet Ari	2.6450	8900.0	84	48449	No
285	GOM_NL__2PRFIN20110605_233552_000000423103_00159_48449_1164.N1	05-JUN-2011 23:35:52	Dark	42.000	84	Alp Phe	2.3970	4500.0	84	48449	No
286	GOM_NL__2PRFIN20110605_233850_000000593103_00159_48449_1165.N1	05-JUN-2011 23:38:50	Dark	59.000	18	24Alp PsA	1.1660	9700.0	118	48449	No
287	GOM_NL__2PRFIN20110605_234133_000000473103_00160_48450_1146.N1	05-JUN-2011 23:41:33	Dark	47.000	63	Bet Gru	2.1500	2800.0	94	48450	No
288	GOM_NL__2PRFIN20110605_234331_000000483103_00160_48450_1147.N1	05-JUN-2011 23:43:31	Dark	48.000	31	Alp Gru	1.7340	15200.	96	48450	No
289	GOM_NL__2PRFIN20110605_234806_000000433103_00160_48450_1148.N1	05-JUN-2011 23:48:06	Straylight	42.500	45	Alp Pav	1.9400	26000.	85	48450	No
290	GOM_NL__2PRFIN20110605_235652_000000463103_00160_48450_1149.N1	05-JUN-2011 23:56:52	Straylight	45.500	40	The Sco	1.8590	7100.0	91	48450	No
291	GOM_NL__2PRFIN20110605_235837_000000463103_00160_48450_1150.N1	05-JUN-2011 23:58:37	Twilight_and_stray	46.000	25	35Lam Sco	1.6200	28000.	92	48450	No

### 3. Quality information per product

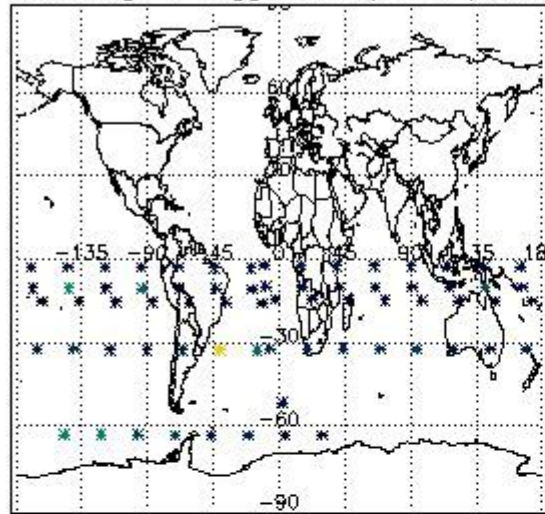
In this section it is plotted some information contained in the Quality Summary data set of the level 2 products. Only products in dark limb conditions and without errors (error flag in the MPH set to "0") are used.

#### 3.1 Plot quality information per product (time dependant)

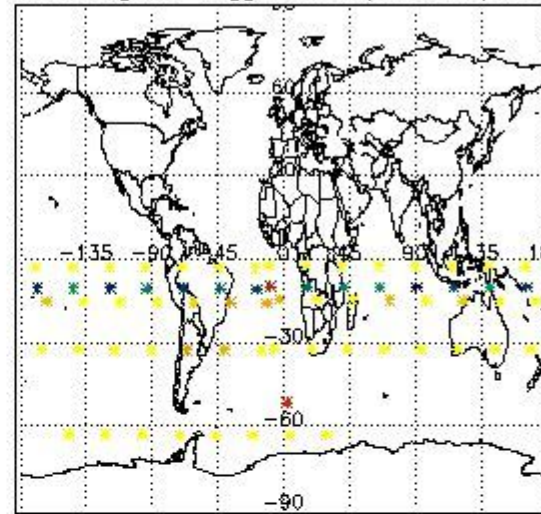


#### 3.2 Plot quality information per product (world map)

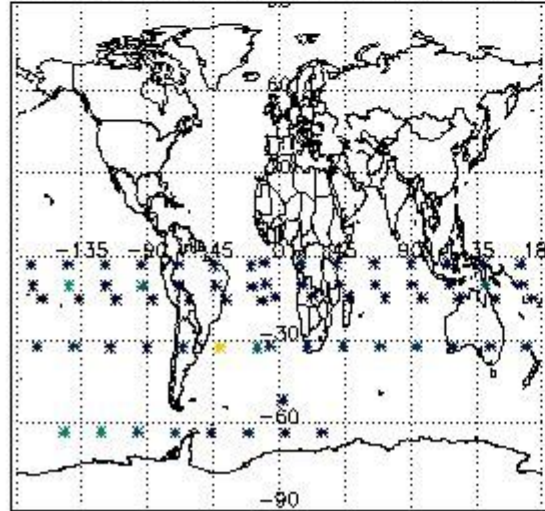
Percentage of flagged data per O3 profile



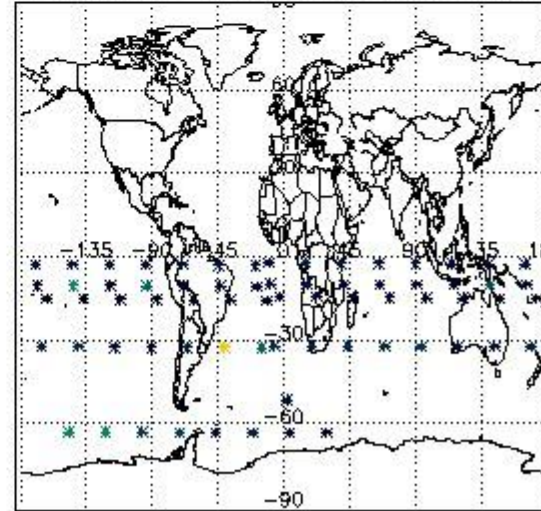
Percentage of flagged data per H2O profile



Percentage of flagged data per NO2 profile



Percentage of flagged data per NO3 profile



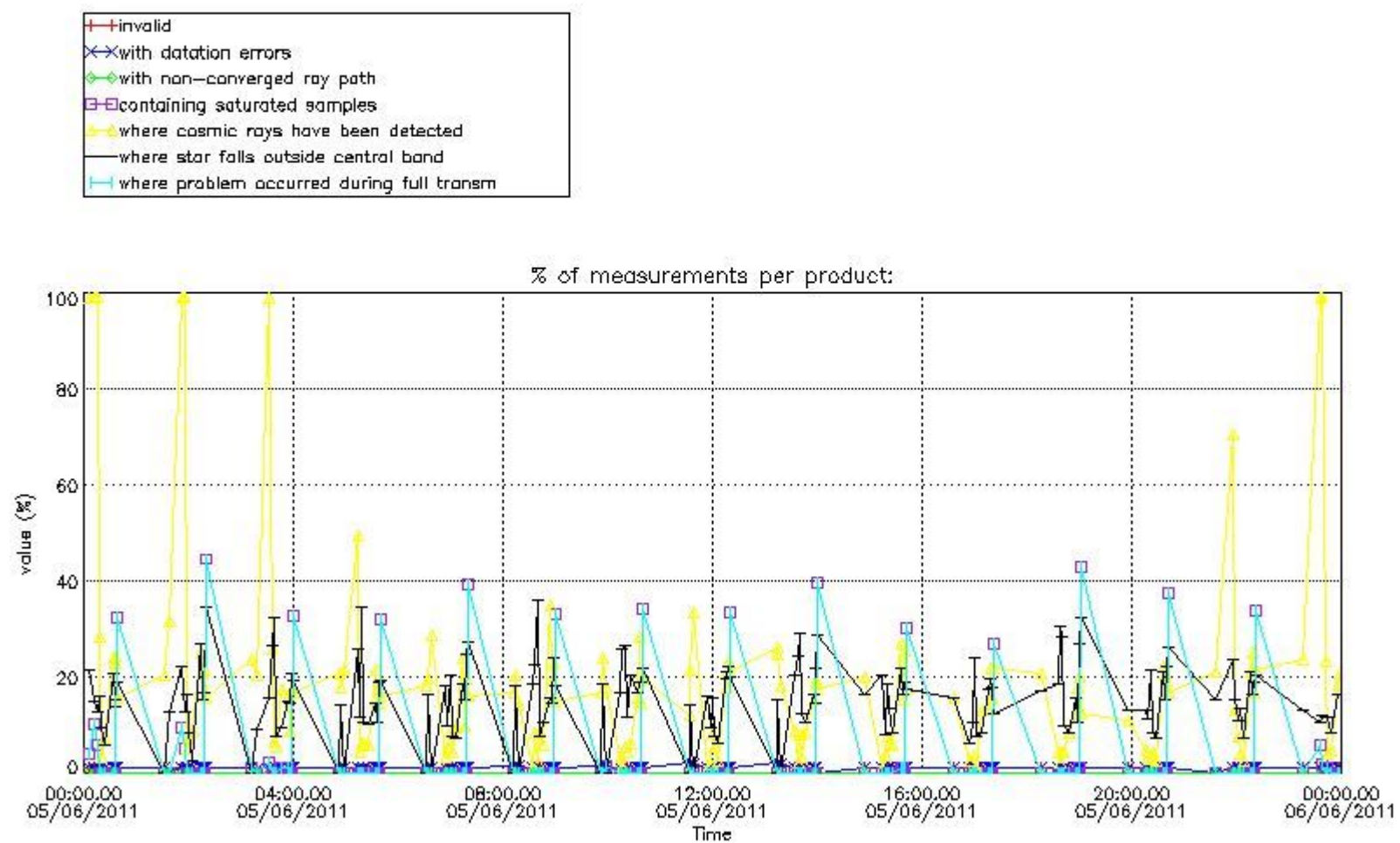
#### 4. Level 1 quality information per product

In this section it is plotted some information contained in the Quality Summary data set of the level 2 products that comes from the level 1b processing. Products without errors (error flag in the MPH set to "0") are used.

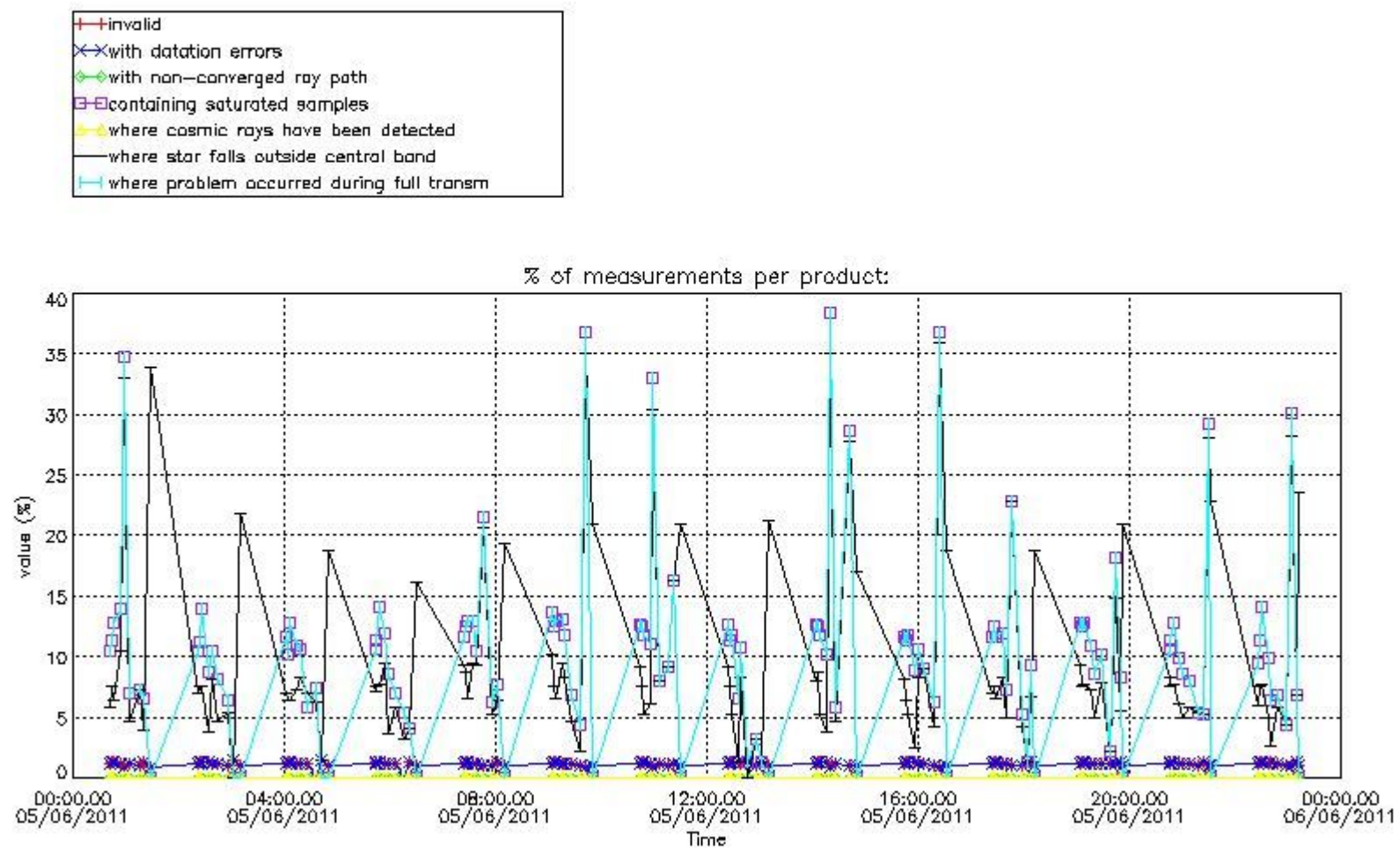
##### 4.1 Plot quality information per product (time dependant) coming from level 1b processing

###### 4.1.1 Plot level 1 quality information per product (time dependant): ENVISAT ASCENDING passes



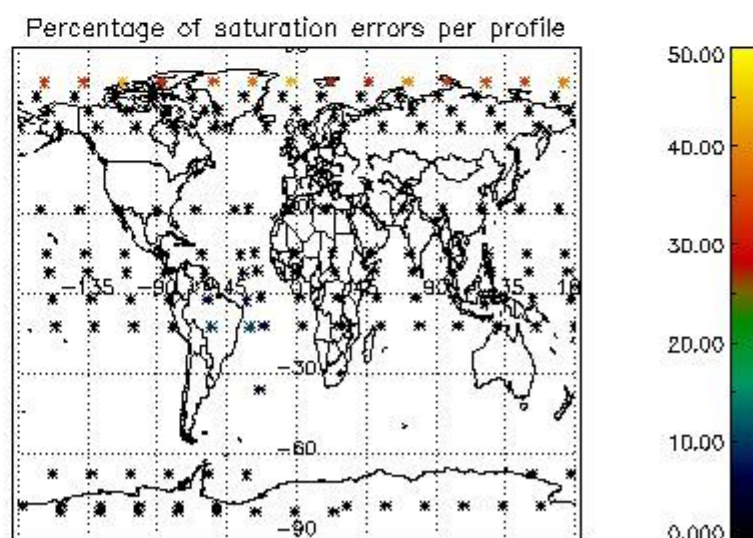
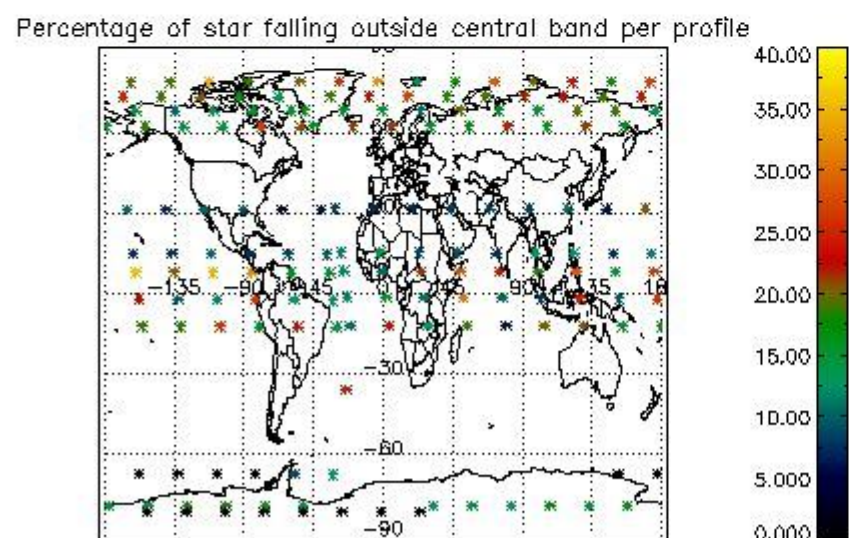
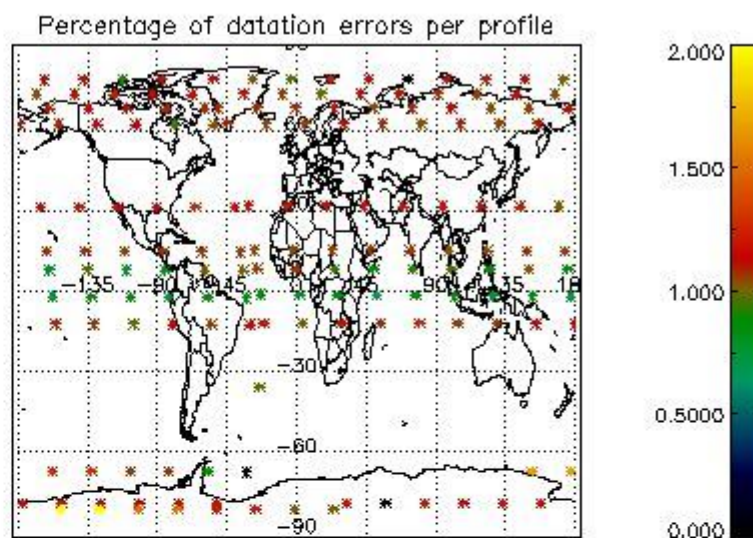
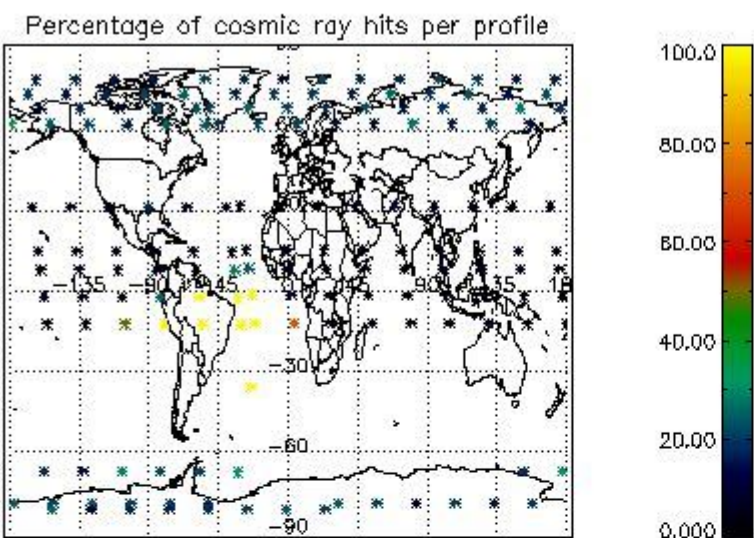


4.1.2 Plot level 1 quality information per product (time dependant): ENVI SAT DESCENDING passes

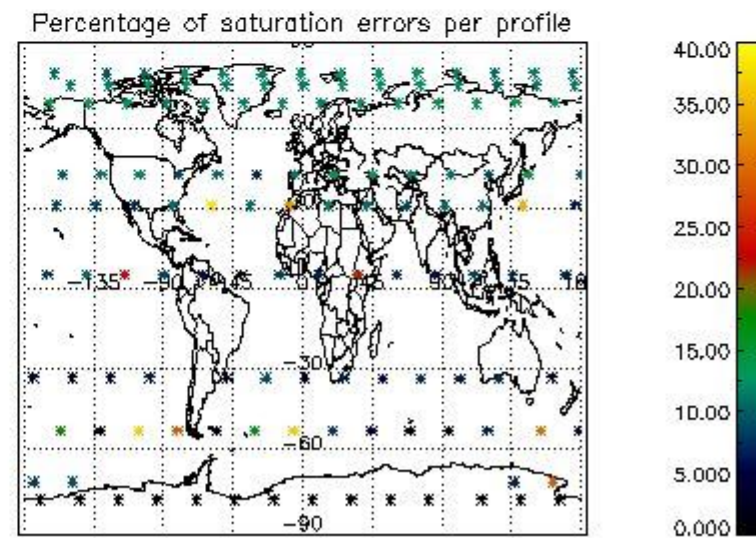
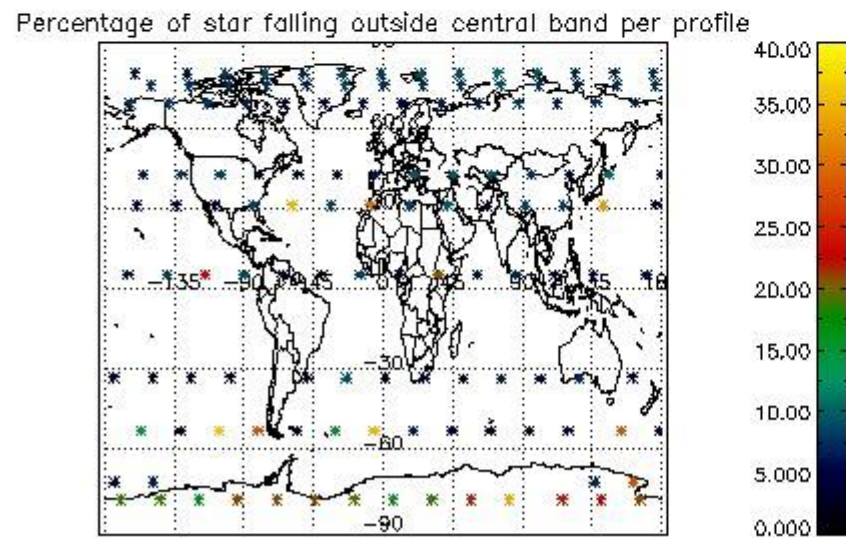
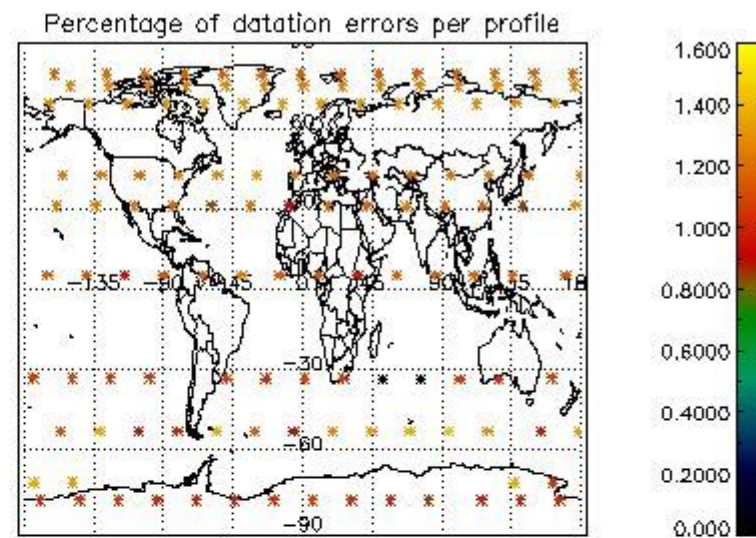
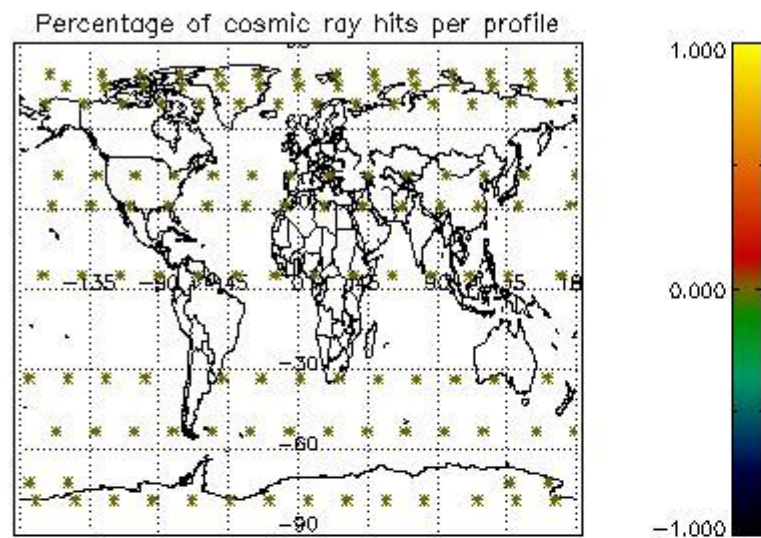


#### 4.2 Plot quality information per product coming from level 1b processing (world map)

##### 4.2.1 Plot level 1 quality information per product (world map): ENVISAT ASCENDING passes



4.2.2 Plot level 1 quality information per product (world map): ENVISAT DESCENDING passes



## 5. Trace gas profiles

### 5.1 Ozone statistics based on quality of products

The final quality of the products can be "measured" using the STD (Standard Deviation) attached to every point profile. This information is written to the parameter GOM\_NL\_\_2P/NL\_LOCAL\_SPECIES\_DENSITY/o3\_std of the level 2 products. The table below shows the statistics for given STD ranges.

The statistics are given with respect to the overall valid production:

- Products without fatal errors: GOM\_NL\_\_2P/MPH/PRODUCT\_ERR=0
- Valid point profile: GOM\_NL\_\_2P/NL\_LOCAL\_SPECIES\_DENSITY/pcd(0)=0

The 'Criteria' is applied to valid points of dark limb products:

- Products in dark limb illumination condition: GOM\_NL\_\_2P/NL\_SUMMARY\_QUALITY/obs\_ill\_cond=0
- Products without fatal errors: GOM\_NL\_\_2P/MPH/PRODUCT\_ERR=0
- Valid point profile: GOM\_NL\_\_2P/NL\_LOCAL\_SPECIES\_DENSITY/pcd(0)=0

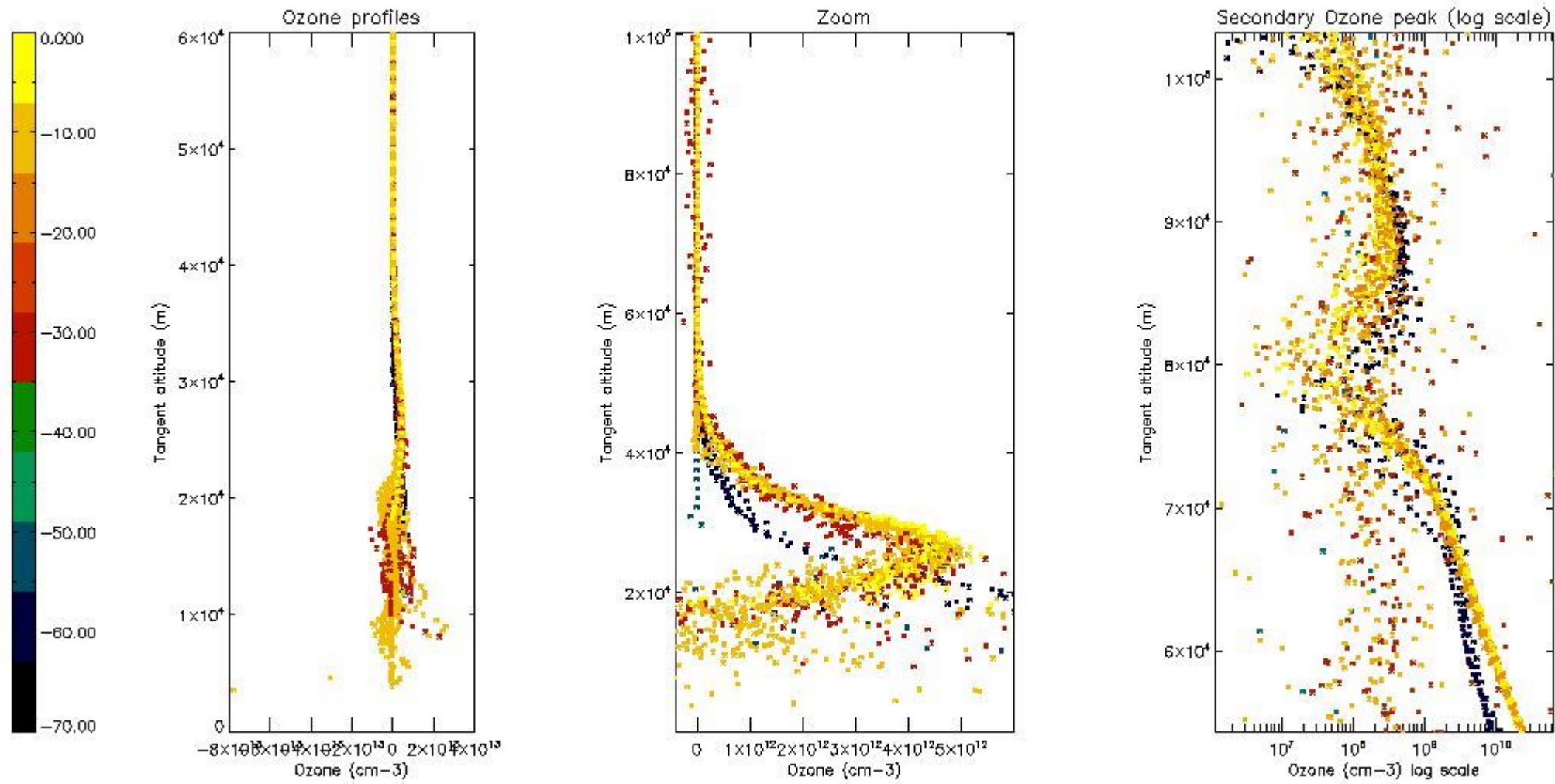
So, the table below shows the percentage of dark limb and valid observations for each criteria with respect to the overall valid daily observations.

Criteria	% of total production
All STD	27
STD < 20	12

STD < 10	9
STD < 5	7

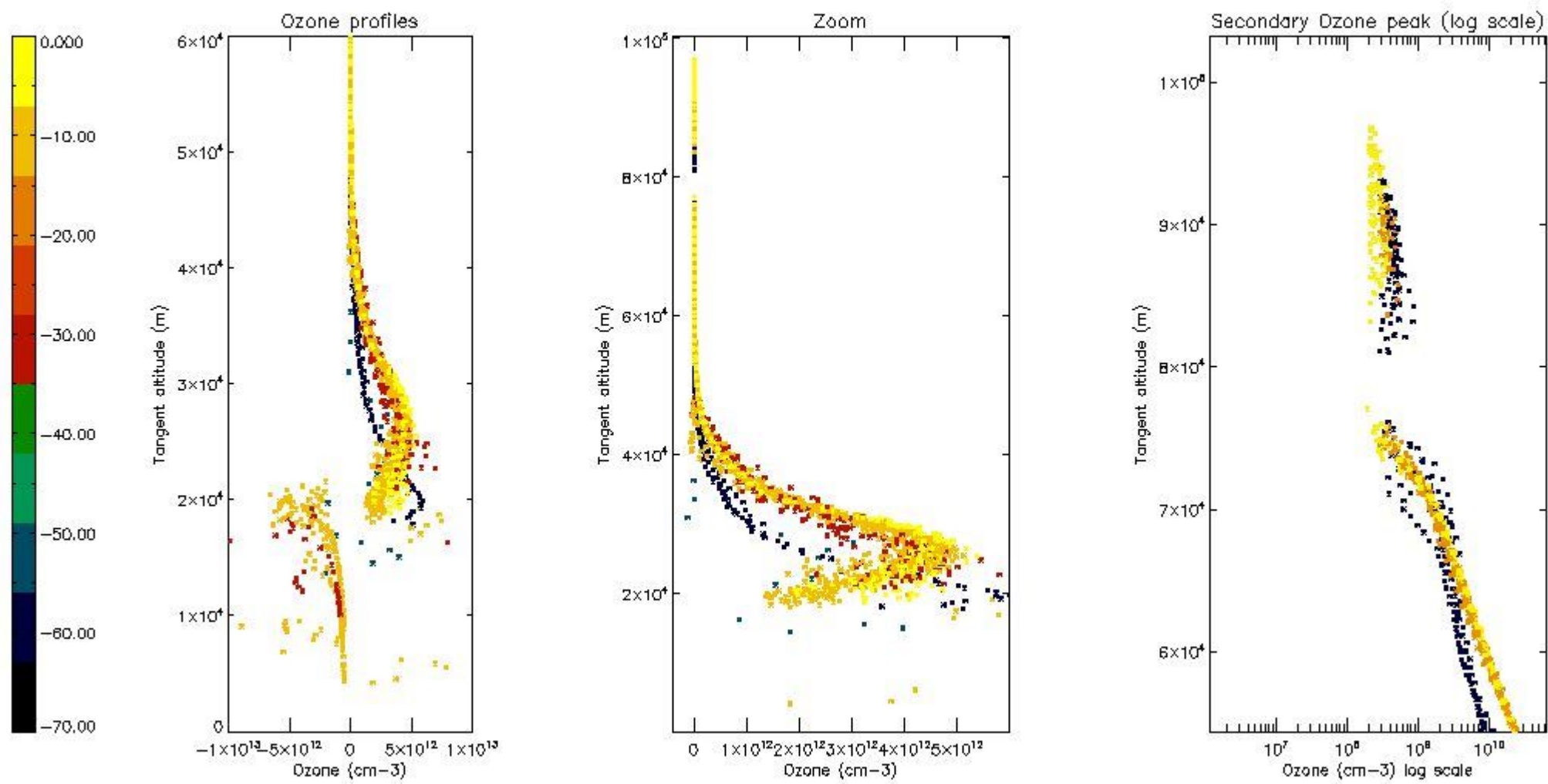
5.2 Plot ozone profiles for all STD (dark without errors)

The colorbar represents the latitude.



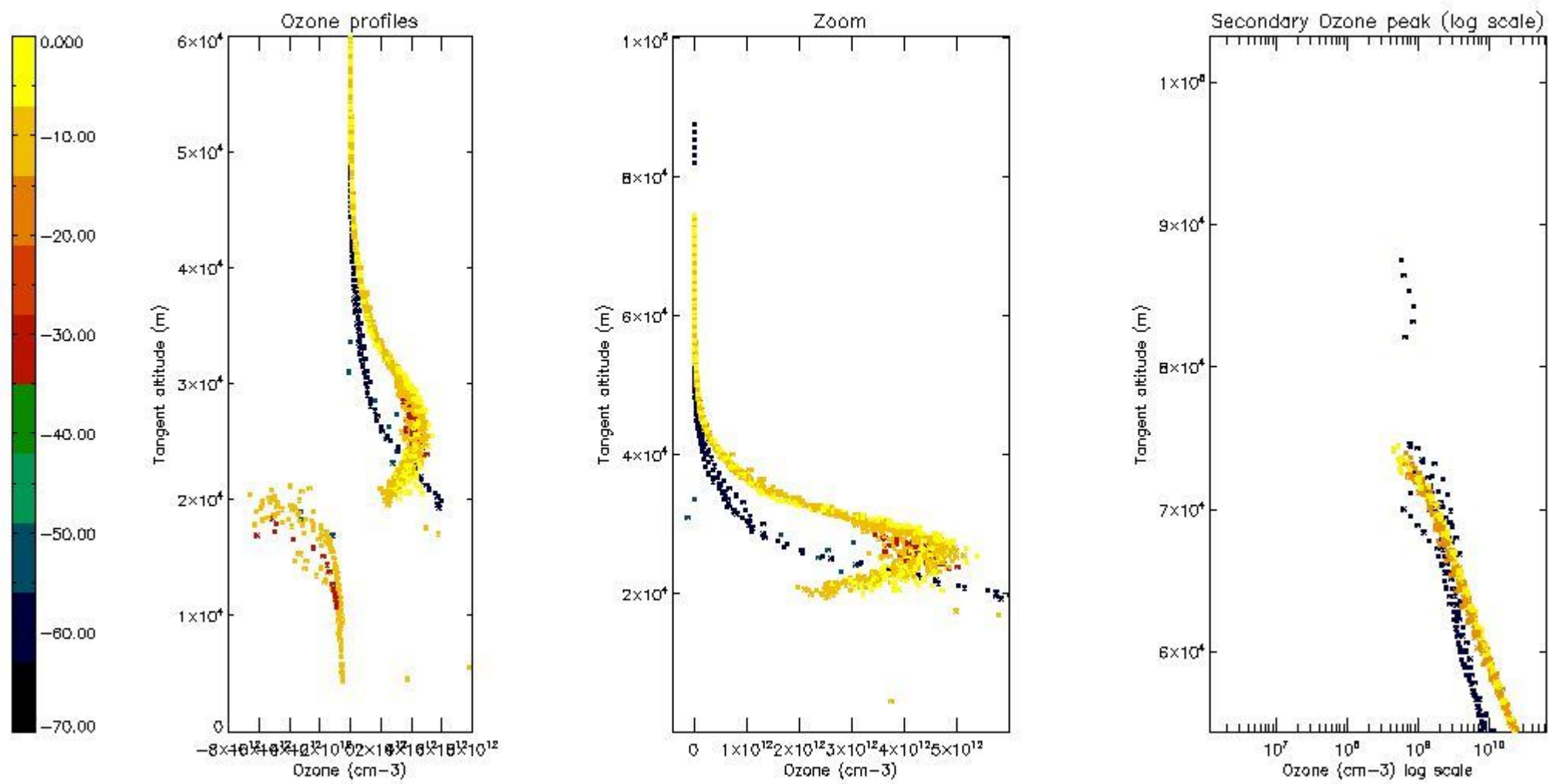
5.3 Plot ozone profiles where STD < 20% (dark without errors)

The colorbar represents the latitude.



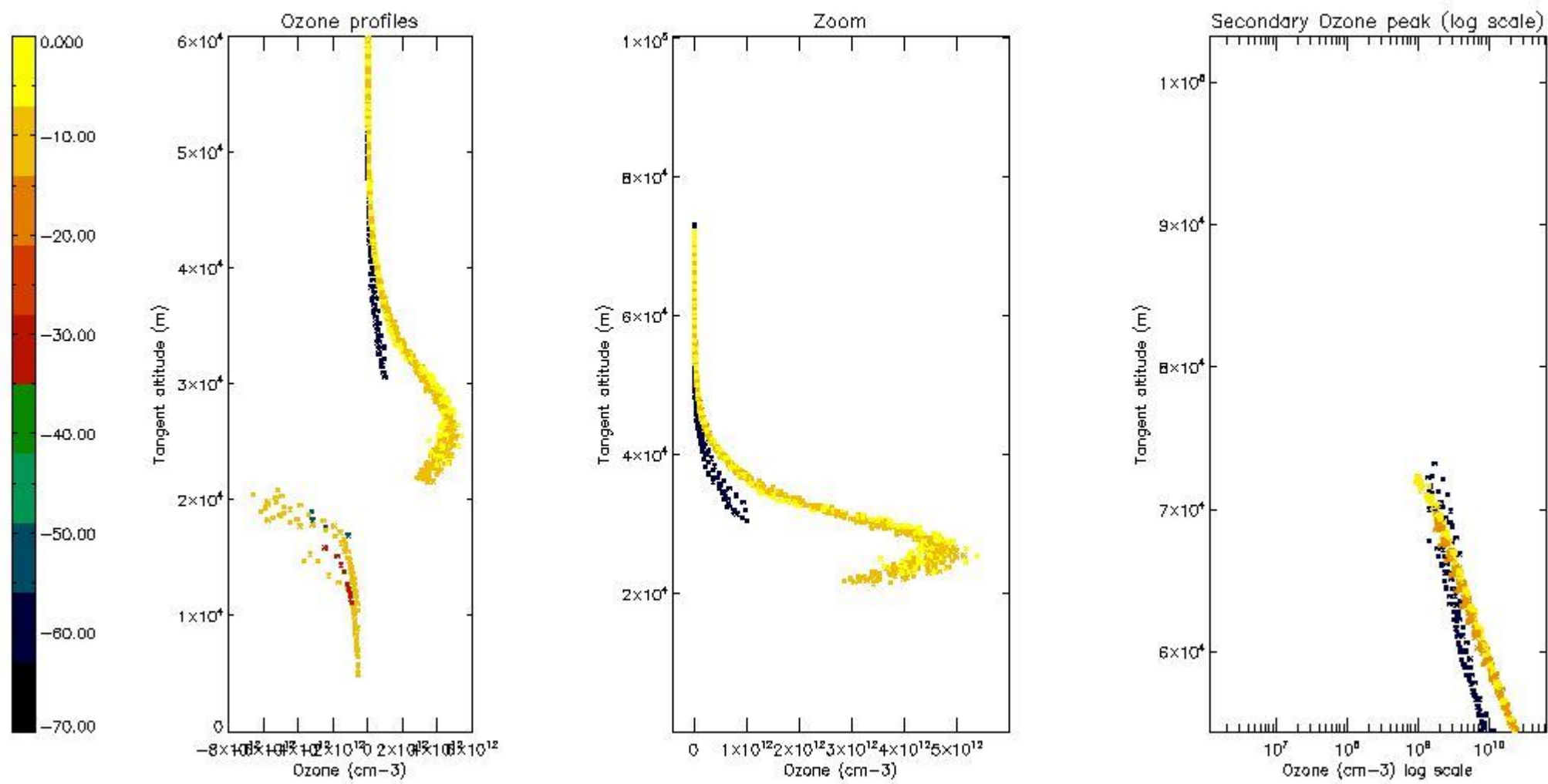
*5.4 Plot ozone profiles where STD < 10% (dark without errors)*

The colorbar represents the latitude.



*5.5 Plot ozone profiles where STD < 5% (dark without errors)*

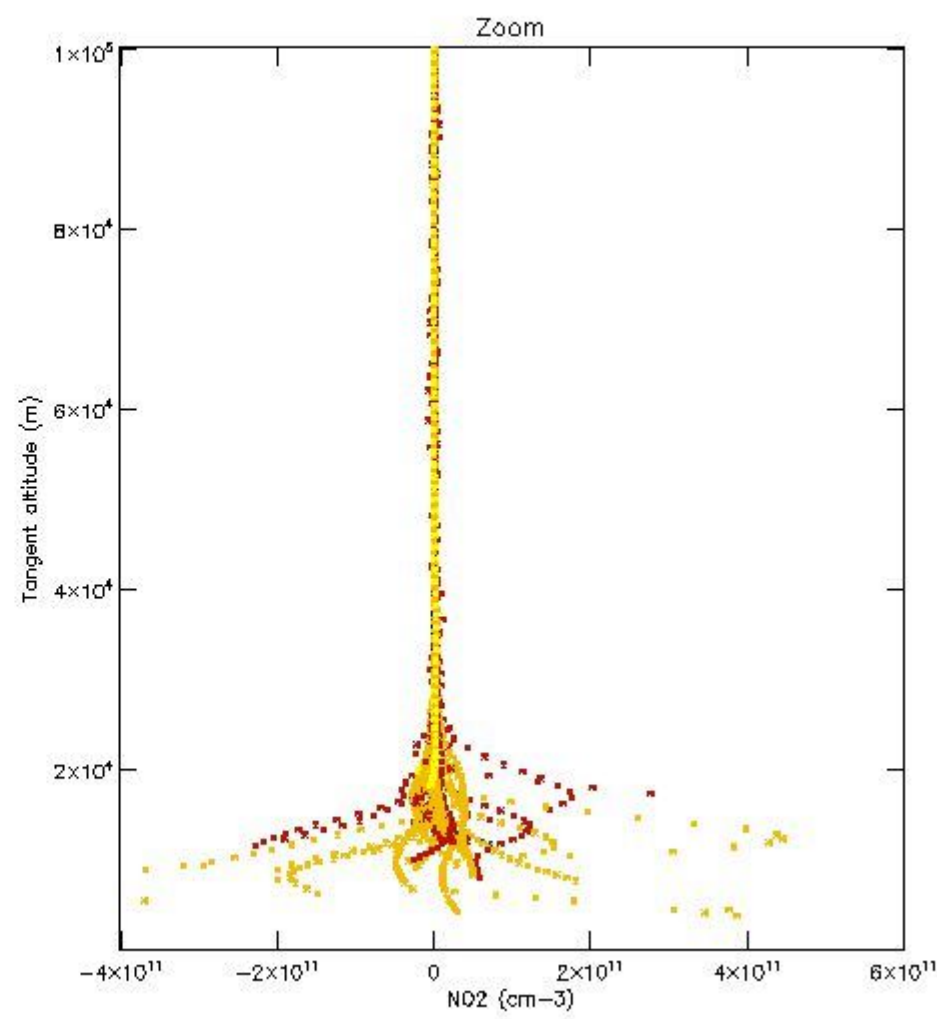
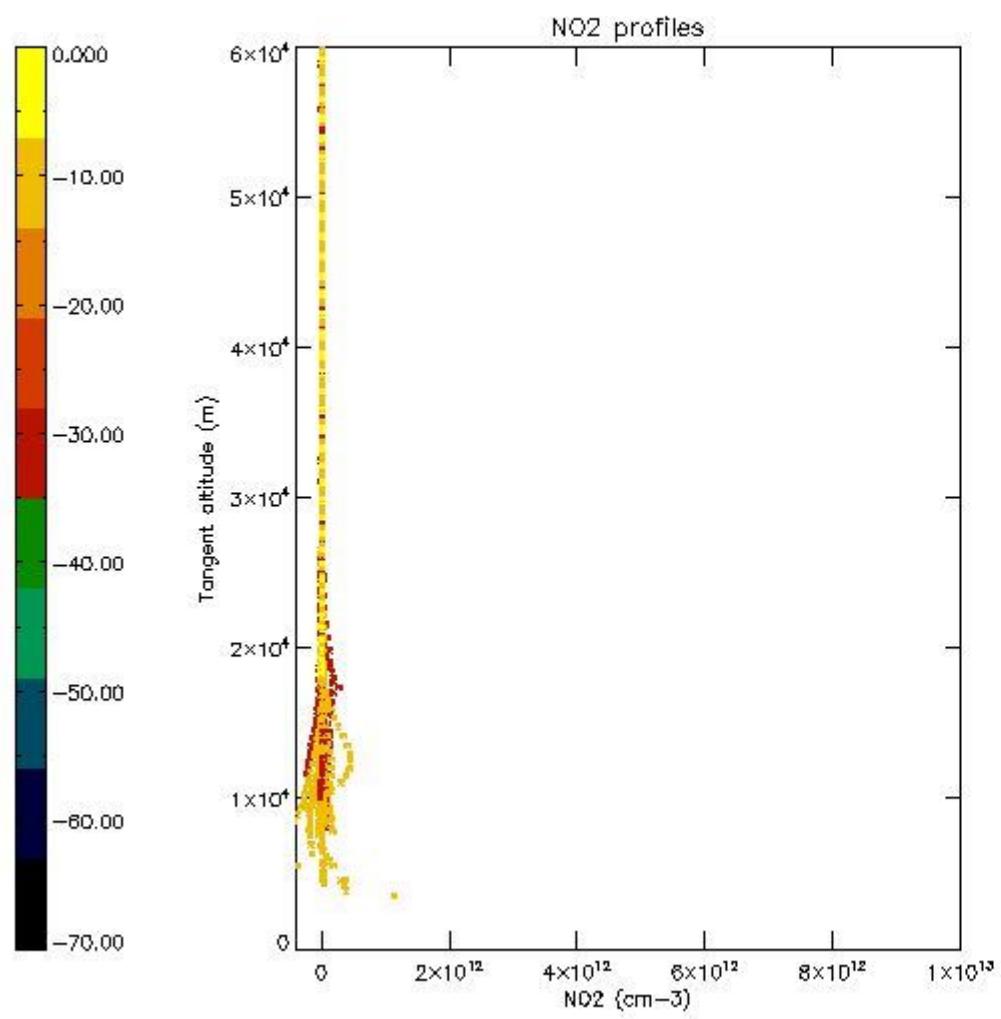
The colorbar represents the latitude.



*5.6 Plot NO<sub>2</sub> profiles for all STD (dark without errors)*

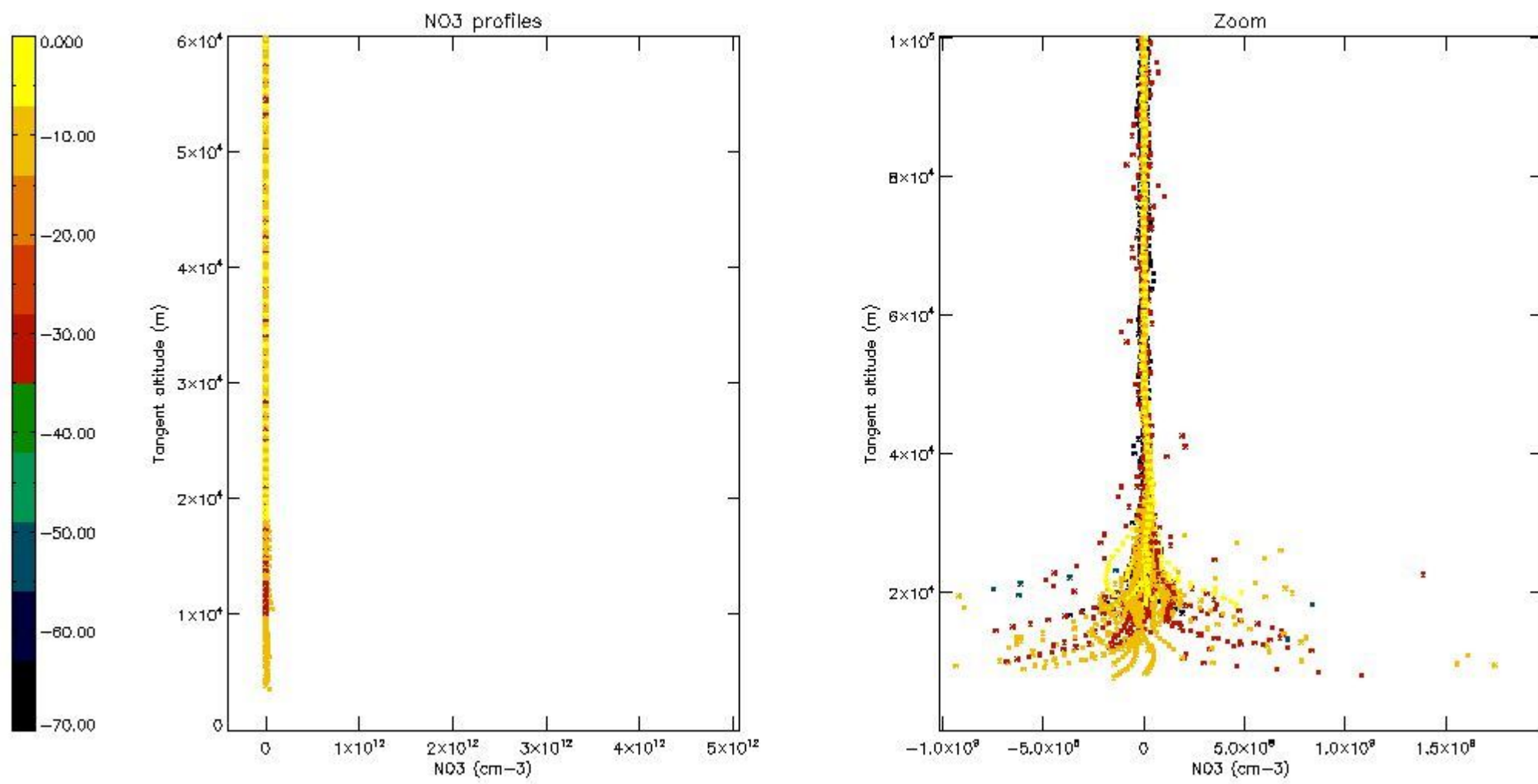
The colorbar represents the latitude.





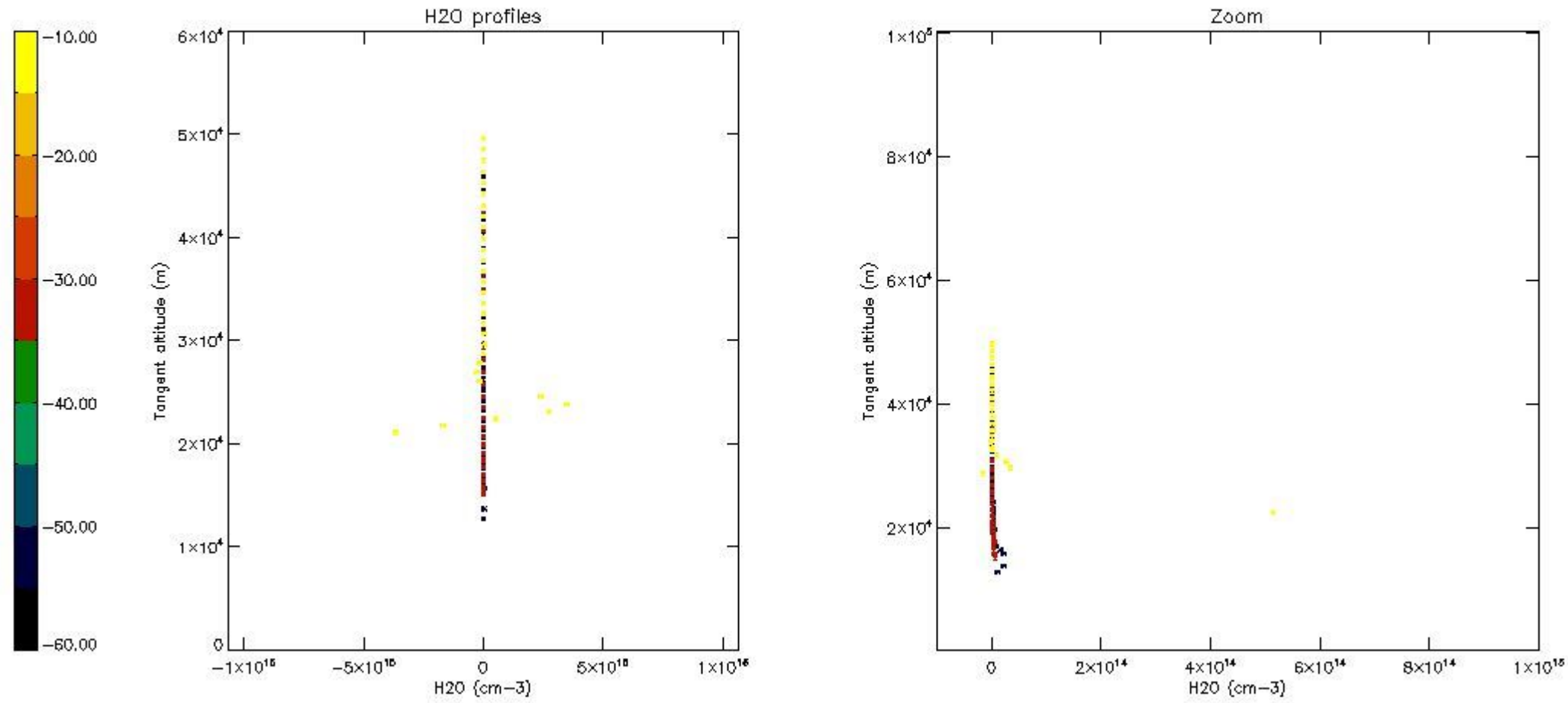
*5.7 Plot NO3 profiles for all STD (dark without errors)*

The colorbar represents the latitude.



5.8 Plot H<sub>2</sub>O profiles for all STD (only for occultations of stars 1,2,3,4,13,14,16,26,63 dark without errors)

The colorbar represents the latitude.



## 6. Auxiliary Data Files used for the production reported in section 2

The number reported in the third column indicates since which file (see list in section 2) the corresponding auxiliary file has been used. The fourth column is the date of those product files.

Type	Auxiliary Filename	Used since product	Used since product date
INST_PHYS_CHARACTERISTICS	GOM_INS_AXVIEC20091111_143220_20030716_120000_20500101_000000	1	05-JUN-2011 00:05:52
LEVEL-2_PROC_CONFIG	GOM_PR2_AXVIEC20091111_152718_20020301_000000_20500101_000000	1	05-JUN-2011 00:05:52
CROSS_SECTIONS_FILE	GOM_CRS_AXVIEC20091111_154832_20020301_000000_20500101_000000	1	05-JUN-2011 00:05:52

# GOMOS Level 2 Daily Report

## SUMMARY

### [1. General Info](#)

### [2. Summary of processed GOM\\_NL\\_2P products](#)

### [3. Level 2 Quality information per product](#)

#### [3.1 Plot of level 2 quality information per product \(time dependant\)](#)

#### [3.2 Plot of level 2 quality information per product \(world map\)](#)

### [4. Level 1 Quality information per product \(stored on level 2 products\)](#)

#### [4.1 Plot of level 1 quality information per product \(time dependant\)](#)

##### [4.1.1 Plot of level 1 quality information per product \(time dependant\): ASCENDING](#)

##### [4.1.2 Plot of level 1 quality information per product \(time dependant\): DESCENDING](#)

#### [4.2 Plot of level 1 quality information per product \(world map\)](#)

##### [4.2.1 Plot of level 1 quality information per product \(world map\): ASCENDING](#)

##### [4.2.2 Plot of level 1 quality information per product \(world map\): DESCENDING](#)

### [5. Ozone profiles based on quality statistics and other trace gas profiles](#)

#### [5.1 Ozone statistics based on quality of products](#)

#### [5.2 Plot ozone profiles for all STD \(dark without errors\)](#)

#### [5.3 Plot ozone profiles where STD < 20% \(dark without errors\)](#)

#### [5.4. Plot ozone profiles where STD < 10% \(dark without errors\)](#)

#### [5.5. Plot ozone profiles where STD < 5% \(dark without errors\)](#)

#### [5.6 Plot NO2 profiles for all STD \(dark without errors\)](#)

#### [5.7 Plot NO3 profiles for all STD \(dark without errors\)](#)

#### [5.8 Plot H2O profiles \(only for occultations of stars 1,2,3,4,13,14,16,26,63 dark without errors\) for all STD](#)

### [6. Auxiliary Data Files used for the production reported in section 2](#)

This report presents the daily analysis on parameters extracted from GOMOS level 2 data (GOM\_NL\_\_2P). It is intended to monitor some important parameters that will impact the quality of these products. A list of level 2 products (and content) that have arrived during the reporting day to the PCF is also given.

Item	Value
Time of report generation	24APR2013 14:25:15
Data source version	GOMOS/6.01
Start time of products	05-06-2011 (05JUN2011 00:00:00)
Stop time of products	06-06-2011 (06JUN2011 00:00:00)
Store outputs in DB	Yes
Nb of level 2 prods	291
Nb of prods with errors	0

## 2. Summary of processed GOM\_NL\_\_2P products.

Nr	Filename	UTC Start time	Limb	Duration	Star Id	Star Name	Star Mag	Star Temp	Nb Meas	Orbit	Prod. error
1	GOM_NL__2PRFIN20110605_000552_000000513103_00145_48435_9920.N1	05-JUN-2011 00:05:52	Dark	51.000	52	16Bet Cet	2.0370	4500.0	102	48435	No
2	GOM_NL__2PRFIN20110605_001227_000000443103_00145_48435_9921.N1	05-JUN-2011 00:12:27	Dark	43.500	84	Alp Phe	2.3970	4500.0	87	48435	No
3	GOM_NL__2PRFIN20110605_001515_000000593103_00145_48435_9922.N1	05-JUN-2011 00:15:15	Dark	59.000	18	24Alp PsA	1.1660	9700.0	118	48435	No
4	GOM_NL__2PRFIN20110605_001804_000000503103_00146_48436_9913.N1	05-JUN-2011 00:18:04	Dark	49.500	63	Bet Gru	2.1500	2800.0	99	48436	No
5	GOM_NL__2PRFIN20110605_002002_000000473103_00146_48436_9914.N1	05-JUN-2011 00:20:02	Dark	47.000	31	Alp Gru	1.7340	15200.	94	48436	No
6	GOM_NL__2PRFIN20110605_002441_000000423103_00146_48436_9915.N1	05-JUN-2011 00:24:41	Straylight	42.000	45	Alp Pav	1.9400	26000.	84	48436	No
7	GOM_NL__2PRFIN20110605_003330_000000483103_00146_48436_9916.N1	05-JUN-2011 00:33:30	Straylight	48.000	40	The Sco	1.8590	7100.0	96	48436	No
8	GOM_NL__2PRFIN20110605_003516_000000463103_00146_48436_9917.N1	05-JUN-2011 00:35:16	Twilight_stray	46.000	25	35Lam Sco	1.6200	28000.	92	48436	No
9	GOM_NL__2PRFIN20110605_003655_000000433103_00146_48436_9918.N1	05-JUN-2011 00:36:55	Twilight_stray	43.000	75	26Eps Sco	2.2910	4250.0	86	48436	No
10	GOM_NL__2PRFIN20110605_003853_000000453103_00146_48436_9919.N1	05-JUN-2011 00:38:53	Bright	45.000	136	23Tau Sco	2.8220	30000.	90	48436	No
11	GOM_NL__2PRFIN20110605_004221_000000433103_00146_48436_9920.N1	05-JUN-2011 00:42:21	Bright	43.000	86	35Eta Oph	2.4300	10200.	86	48436	No
12	GOM_NL__2PRFIN20110605_004409_000000403103_00146_48436_9921.N1	05-JUN-2011 00:44:09	Bright	39.500	98	13Zet Oph	2.5710	30000.	79	48436	No
13	GOM_NL__2PRFIN20110605_004617_000000393103_00146_48436_9922.N1	05-JUN-2011 00:46:17	Bright	39.000	120	1Del Oph	2.7340	3200.0	78	48436	No
14	GOM_NL__2PRFIN20110605_005402_000000433103_00146_48436_9923.N1	05-JUN-2011 00:54:02	Bright	43.000	127	27Bet Her	2.7810	4700.0	86	48436	No
15	GOM_NL__2PRFIN20110605_005719_000000593103_00146_48436_9924.N1	05-JUN-2011 00:57:19	Bright	59.000	133	40Zet Her	2.8070	6000.0	118	48436	No
16	GOM_NL__2PRFIN20110605_010434_000000433103_00146_48436_9925.N1	05-JUN-2011 01:04:34	Bright	43.000	130	23Bet Dra	2.7990	5800.0	86	48436	No
17	GOM_NL__2PRFIN20110605_011522_000000493103_00146_48436_9926.N1	05-JUN-2011 01:15:22	Bright	48.500	89	5Alp Cep	2.4510	8000.0	94	48436	No
18	GOM_NL__2PRFIN20110605_012056_000000393103_00146_48436_9927.N1	05-JUN-2011 01:20:56	Bright	38.500	76	27Gam Cas	2.3000	30000.	77	48436	No
19	GOM_NL__2PRFIN20110605_012853_000000593103_00146_48436_9928.N1	05-JUN-2011 01:28:53	Bright	59.000	53	43Bet And	2.0480	3300.0	118	48436	No
20	GOM_NL__2PRFIN20110605_013141_000000493103_00146_48436_9929.N1	05-JUN-2011 01:31:41	Twilight_stray	49.000	58	21Alp And	2.0730	11000.	98	48436	No
21	GOM_NL__2PRFIN20110605_013700_000000563103_00146_48436_9930.N1	05-JUN-2011 01:37:00	Dark	55.500	140	88Gam Peg	2.8340	26000.	111	48436	No
22	GOM_NL__2PRFIN20110605_015242_000000483103_00146_48436_9931.N1	05-JUN-2011 01:52:42	Dark	47.500	84	Alp Phe	2.3970	4500.0	95	48436	No
23	GOM_NL__2PRFIN20110605_015530_000000593103_00146_48436_9932.N1	05-JUN-2011 01:55:30	Dark	58.500	18	24Alp PsA	1.1660	9700.0	117	48436	No
24	GOM_NL__2PRFIN20110605_015819_000000493103_00147_48437_9920.N1	05-JUN-2011 01:58:19	Dark	49.000	63	Bet Gru	2.1500	2800.0	98	48437	No
25	GOM_NL__2PRFIN20110605_020016_000000473103_00147_48437_9921.N1	05-JUN-2011 02:00:16	Dark	47.000	31	Alp Gru	1.7340	15200.	94	48437	No
26	GOM_NL__2PRFIN20110605_020456_000000403103_00147_48437_9922.N1	05-JUN-2011 02:04:56	Straylight	39.500	45	Alp Pav	1.9400	26000.	79	48437	No
27	GOM_NL__2PRFIN20110605_021345_000000523103_00147_48437_9923.N1	05-JUN-2011 02:13:45	Straylight	52.000	40	The Sco	1.8590	7100.0	104	48437	No
28	GOM_NL__2PRFIN20110605_021530_000000463103_00147_48437_9924.N1	05-JUN-2011 02:15:30	Twilight_stray	46.000	25	35Lam Sco	1.6200	28000.	92	48437	No
29	GOM_NL__2PRFIN20110605_021709_000000453103_00147_48437_9925.N1	05-JUN-2011 02:17:09	Twilight_stray	44.500	75	26Eps Sco	2.2910	4250.0	89	48437	No
30	GOM_NL__2PRFIN20110605_021907_000000553103_00147_48437_9926.N1	05-JUN-2011 02:19:07	Bright	55.000	136	23Tau Sco	2.8220	30000.	110	48437	No
31	GOM_NL__2PRFIN20110605_022235_000000433103_00147_48437_9927.N1	05-JUN-2011 02:22:35	Bright	43.000	86	35Eta Oph	2.4300	10200.	86	48437	No
32	GOM_NL__2PRFIN20110605_022423_000000403103_00147_48437_9928.N1	05-JUN-2011 02:24:23	Bright	40.000	98	13Zet Oph	2.5710	30000.	80	48437	No
33	GOM_NL__2PRFIN20110605_022631_000000403103_00147_48437_9929.N1	05-JUN-2011 02:26:31	Bright	39.500	120	1Del Oph	2.7340	3200.0	79	48437	No
34	GOM_NL__2PRFIN20110605_023416_000000403103_00147_48437_9930.N1	05-JUN-2011 02:34:16	Bright	40.000	127	27Bet Her	2.7810	4700.0	80	48437	No
35	GOM_NL__2PRFIN20110605_023733_000000433103_00147_48437_9931.N1	05-JUN-2011 02:37:33	Bright	43.000	133	40Zet Her	2.8070	6000.0	86	48437	No
36	GOM_NL__2PRFIN20110605_024448_000000433103_00147_48437_9932.N1	05-JUN-2011 02:44:48	Bright	43.000	130	23Bet Dra	2.7990	5800.0	86	48437	No
37	GOM_NL__2PRFIN20110605_025536_000000473103_00147_48437_9933.N1	05-JUN-2011 02:55:36	Bright	47.000	89	5Alp Cep	2.4510	8000.0	94	48437	No
38	GOM_NL__2PRFIN20110605_030110_000000353103_00147_48437_9934.N1	05-JUN-2011 03:01:10	Bright	35.000	76	27Gam Cas	2.3000	30000.	70	48437	No
39	GOM_NL__2PRFIN20110605_030907_000000513103_00147_48437_9935.N1	05-JUN-2011 03:09:07	Bright	50.500	53	43Bet And	2.0480	3300.0	101	48437	No
40	GOM_NL__2PRFIN20110605_031155_000000493103_00147_48437_9936.N1	05-JUN-2011 03:11:55	Twilight_stray	49.000	58	21Alp And	2.0730	11000.	98	48437	No
41	GOM_NL__2PRFIN20110605_031714_000000563103_00147_48437_9937.N1	05-JUN-2011 03:17:14	Dark	56.000	140	88Gam Peg	2.8340	26000.	112	48437	No
42	GOM_NL__2PRFIN20110605_033256_000000453103_00147_48437_9938.N1	05-JUN-2011 03:32:56	Dark	44.500	84	Alp Phe	2.3970	4500.0	89	48437	No

43	GOM_NL__2PRFIN20110605_033545_000000703103_00147_48437_9939.N1	05-JUN-2011 03:35:45	Dark	70.000	18	24Alp PsA	1.1660	9700.0	140	48437	No
44	GOM_NL__2PRFIN20110605_033835_000000623103_00148_48438_9927.N1	05-JUN-2011 03:38:35	Dark	61.500	63	Bet Gru	2.1500	2800.0	123	48438	No
45	GOM_NL__2PRFIN20110605_034031_000000473103_00148_48438_9928.N1	05-JUN-2011 03:40:31	Dark	46.500	31	Alp Gru	1.7340	15200.	93	48438	No
46	GOM_NL__2PRFIN20110605_034510_000000433103_00148_48438_9929.N1	05-JUN-2011 03:45:10	Straylight	43.000	45	Alp Pav	1.9400	26000.	86	48438	No
47	GOM_NL__2PRFIN20110605_035359_000000443103_00148_48438_9930.N1	05-JUN-2011 03:53:59	Straylight	44.000	40	The Sco	1.8590	7100.0	88	48438	No
48	GOM_NL__2PRFIN20110605_035545_000000453103_00148_48438_9931.N1	05-JUN-2011 03:55:45	Twl_and_stray	45.000	25	35Lam Sco	1.6200	28000.	90	48438	No
49	GOM_NL__2PRFIN20110605_035724_000000463103_00148_48438_9932.N1	05-JUN-2011 03:57:24	Twl_and_stray	46.000	75	26Eps Sco	2.2910	4250.0	92	48438	No
50	GOM_NL__2PRFIN20110605_035922_000000453103_00148_48438_9933.N1	05-JUN-2011 03:59:22	Bright	44.500	136	23Tau Sco	2.8220	30000.	89	48438	No
51	GOM_NL__2PRFIN20110605_040249_000000433103_00148_48438_9934.N1	05-JUN-2011 04:02:49	Bright	43.000	86	35Eta Oph	2.4300	10200.	86	48438	No
52	GOM_NL__2PRFIN20110605_040437_000000403103_00148_48438_9935.N1	05-JUN-2011 04:04:37	Bright	39.500	98	13Zet Oph	2.5710	30000.	79	48438	No
53	GOM_NL__2PRFIN20110605_040646_000000393103_00148_48438_9936.N1	05-JUN-2011 04:06:46	Bright	39.000	120	1Del Oph	2.7340	3200.0	78	48438	No
54	GOM_NL__2PRFIN20110605_041430_000000423103_00148_48438_9937.N1	05-JUN-2011 04:14:30	Bright	41.500	127	27Bet Her	2.7810	4700.0	83	48438	No
55	GOM_NL__2PRFIN20110605_041746_000000433103_00148_48438_9938.N1	05-JUN-2011 04:17:46	Bright	42.500	133	40Zet Her	2.8070	6000.0	85	48438	No
56	GOM_NL__2PRFIN20110605_042501_000000433103_00148_48438_9939.N1	05-JUN-2011 04:25:01	Bright	43.000	130	23Bet Dra	2.7990	5800.0	86	48438	No
57	GOM_NL__2PRFIN20110605_043549_000000483103_00148_48438_9940.N1	05-JUN-2011 04:35:49	Bright	47.500	89	5Alp Cep	2.4510	8000.0	95	48438	No
58	GOM_NL__2PRFIN20110605_044124_000000363103_00148_48438_9941.N1	05-JUN-2011 04:41:24	Bright	36.000	76	27Gam Cas	2.3000	30000.	72	48438	No
59	GOM_NL__2PRFIN20110605_044921_000000483103_00148_48438_9942.N1	05-JUN-2011 04:49:21	Bright	48.000	53	43Bet And	2.0480	3300.0	96	48438	No
60	GOM_NL__2PRFIN20110605_045209_000000413103_00148_48438_9943.N1	05-JUN-2011 04:52:09	Twl_and_stray	41.000	58	21Alp And	2.0730	11000.	82	48438	No
61	GOM_NL__2PRFIN20110605_045327_000000433103_00148_48438_9944.N1	05-JUN-2011 04:53:27	Twilight	42.500	105	6Bet Ari	2.6450	8900.0	85	48438	No
62	GOM_NL__2PRFIN20110605_045729_000000473103_00148_48438_9945.N1	05-JUN-2011 04:57:29	Dark	47.000	140	88Gam Peg	2.8340	26000.	94	48438	No
63	GOM_NL__2PRFIN20110605_051311_000000513103_00148_48438_9946.N1	05-JUN-2011 05:13:11	Dark	50.500	84	Alp Phe	2.3970	4500.0	101	48438	No
64	GOM_NL__2PRFIN20110605_051601_000000603103_00148_48438_9947.N1	05-JUN-2011 05:16:01	Dark	59.500	18	24Alp PsA	1.1660	9700.0	119	48438	No
65	GOM_NL__2PRFIN20110605_051849_000000643103_00149_48439_0145.N1	05-JUN-2011 05:18:49	Dark	63.500	63	Bet Gru	2.1500	2800.0	127	48439	No
66	GOM_NL__2PRFIN20110605_052046_000000483103_00149_48439_0146.N1	05-JUN-2011 05:20:46	Dark	47.500	31	Alp Gru	1.7340	15200.	95	48439	No
67	GOM_NL__2PRFIN20110605_052525_000000443103_00149_48439_0147.N1	05-JUN-2011 05:25:25	Straylight	43.500	45	Alp Pav	1.9400	26000.	87	48439	No
68	GOM_NL__2PRFIN20110605_053414_000000453103_00149_48439_0148.N1	05-JUN-2011 05:34:14	Straylight	44.500	40	The Sco	1.8590	7100.0	89	48439	No
69	GOM_NL__2PRFIN20110605_053559_000000433103_00149_48439_0149.N1	05-JUN-2011 05:35:59	Twl_and_stray	43.000	25	35Lam Sco	1.6200	28000.	86	48439	No
70	GOM_NL__2PRFIN20110605_053738_000000453103_00149_48439_0150.N1	05-JUN-2011 05:37:38	Twl_and_stray	45.000	75	26Eps Sco	2.2910	4250.0	90	48439	No
71	GOM_NL__2PRFIN20110605_053936_000000443103_00149_48439_0151.N1	05-JUN-2011 05:39:36	Bright	44.000	136	23Tau Sco	2.8220	30000.	88	48439	No
72	GOM_NL__2PRFIN20110605_054304_000000433103_00149_48439_0152.N1	05-JUN-2011 05:43:04	Bright	42.500	86	35Eta Oph	2.4300	10200.	85	48439	No
73	GOM_NL__2PRFIN20110605_054452_000000403103_00149_48439_0153.N1	05-JUN-2011 05:44:52	Bright	39.500	98	13Zet Oph	2.5710	30000.	79	48439	No
74	GOM_NL__2PRFIN20110605_054700_000000393103_00149_48439_0154.N1	05-JUN-2011 05:47:00	Bright	39.000	120	1Del Oph	2.7340	3200.0	78	48439	No
75	GOM_NL__2PRFIN20110605_055444_000000423103_00149_48439_0155.N1	05-JUN-2011 05:54:44	Bright	42.000	127	27Bet Her	2.7810	4700.0	84	48439	No
76	GOM_NL__2PRFIN20110605_055800_000000413103_00149_48439_0156.N1	05-JUN-2011 05:58:00	Bright	40.500	133	40Zet Her	2.8070	6000.0	81	48439	No
77	GOM_NL__2PRFIN20110605_060515_000000433103_00149_48439_0157.N1	05-JUN-2011 06:05:15	Bright	43.000	130	23Bet Dra	2.7990	5800.0	86	48439	No
78	GOM_NL__2PRFIN20110605_061602_000000473103_00149_48439_0158.N1	05-JUN-2011 06:16:02	Bright	46.500	89	5Alp Cep	2.4510	8000.0	93	48439	No
79	GOM_NL__2PRFIN20110605_062138_000000383103_00149_48439_0159.N1	05-JUN-2011 06:21:38	Bright	37.500	76	27Gam Cas	2.3000	30000.	75	48439	No
80	GOM_NL__2PRFIN20110605_062935_000000473103_00149_48439_0160.N1	05-JUN-2011 06:29:35	Bright	46.500	53	43Bet And	2.0480	3300.0	93	48439	No
81	GOM_NL__2PRFIN20110605_063223_000000413103_00149_48439_0161.N1	05-JUN-2011 06:32:23	Twl_and_stray	41.000	58	21Alp And	2.0730	11000.	82	48439	No
82	GOM_NL__2PRFIN20110605_063341_000000433103_00149_48439_0162.N1	05-JUN-2011 06:33:41	Twilight	43.000	105	6Bet Ari	2.6450	8900.0	86	48439	No
83	GOM_NL__2PRFIN20110605_063744_000000473103_00149_48439_0163.N1	05-JUN-2011 06:37:44	Dark	47.000	140	88Gam Peg	2.8340	26000.	94	48439	No
84	GOM_NL__2PRFIN20110605_065326_000000473103_00149_48439_0164.N1	05-JUN-2011 06:53:26	Dark	46.500	84	Alp Phe	2.3970	4500.0	93	48439	No
85	GOM_NL__2PRFIN20110605_065616_000000573103_00149_48439_0165.N1	05-JUN-2011 06:56:16	Dark	57.000	18	24Alp PsA	1.1660	9700.0	114	48439	No
86	GOM_NL__2PRFIN20110605_065904_000000523103_00150_48440_1126.N1	05-JUN-2011 06:59:04	Dark	52.000	63	Bet Gru	2.1500	2800.0	104	48440	No
87	GOM_NL__2PRFIN20110605_070101_000000463103_00150_48440_1127.N1	05-JUN-2011 07:01:01	Dark	46.000	31	Alp Gru	1.7340	15200.	92	48440	No
88	GOM_NL__2PRFIN20110605_070540_000000423103_00150_48440_1128.N1	05-JUN-2011 07:05:40	Straylight	42.000	45	Alp Pav	1.9400	26000.	84	48440	No
89	GOM_NL__2PRFIN20110605_071428_000000463103_00150_48440_1129.N1	05-JUN-2011 07:14:28	Straylight	46.000	40	The Sco	1.8590	7100.0	92	48440	No
90	GOM_NL__2PRFIN20110605_071614_000000463103_00150_48440_1130.N1	05-JUN-2011 07:16:14	Twl_and_stray	45.500	25	35Lam Sco	1.6200	28000.	91	48440	No
91	GOM_NL__2PRFIN20110605_071752_000000493103_00150_48440_1131.N1	05-JUN-2011 07:17:52	Twl_and_stray	48.500	75	26Eps Sco	2.2910	4250.0	97	48440	No
92	GOM_NL__2PRFIN20110605_071950_000000503103_00150_48440_1132.N1	05-JUN-2011 07:19:50	Bright	49.500	136	23Tau Sco	2.8220	30000.	99	48440	No
93	GOM_NL__2PRFIN20110605_072318_000000433103_00150_48440_1133.N1	05-JUN-2011 07:23:18	Bright	43.000	86	35Eta Oph	2.4300	10200.	86	48440	No
94	GOM_NL__2PRFIN20110605_072505_000000403103_00150_48440_1134.N1	05-JUN-2011 07:25:05	Bright	40.000	98	13Zet Oph	2.5710	30000.	80	48440	No
95	GOM_NL__2PRFIN20110605_072714_000000393103_00150_48440_1135.N1	05-JUN-2011 07:27:14	Bright	38.500	120	1Del Oph	2.7340	3200.0	77	48440	No
96	GOM_NL__2PRFIN20110605_073458_000000433103_00150_48440_1136.N1	05-JUN-2011 07:34:58	Bright	42.500	127	27Bet Her	2.7810	4700.0	85	48440	No
97	GOM_NL__2PRFIN20110605_073814_000000433103_00150_48440_1137.N1	05-JUN-2011 07:38:14	Bright	43.000	133	40Zet Her	2.8070	6000.0	86	48440	No
98	GOM_NL__2PRFIN20110605_074529_000000513103_00150_48440_1138.N1	05-JUN-2011 07:45:29	Bright	51.000	130	23Bet Dra	2.7990	5800.0	102	48440	No
99	GOM_NL__2PRFIN20110605_075616_000000483103_00150_48440_1139.N1	05-JUN-2011 07:56:16	Bright	47.500	89	5Alp Cep	2.4510	8000.0	95	48440	No
100	GOM_NL__2PRFIN20110605_080152_000000393103_00150_48440_1140.N1	05-JUN-2011 08:01:52	Bright	39.000	76	27Gam Cas	2.3000	30000.	78	48440	No
101	GOM_NL__2PRFIN20110605_080949_000000493103_00150_48440_1141.N1	05-JUN-2011 08:09:49	Bright	49.000	53	43Bet And	2.0480	3300.0	98	48440	No

102	GOM_NL_2PRFIN20110605_081238_000000333103_00150_48440_1142.N1	05-JUN-2011 08:12:38	Twilight	33.000	58	21Alp And	2.0730	11000.	66	48440	No
103	GOM_NL_2PRFIN20110605_081355_000000443103_00150_48440_1143.N1	05-JUN-2011 08:13:55	Twilight	44.000	105	6Bet Ari	2.6450	8900.0	88	48440	No
104	GOM_NL_2PRFIN20110605_081758_000000393103_00150_48440_1144.N1	05-JUN-2011 08:17:58	Dark	39.000	140	88Gam Peg	2.8340	26000.	78	48440	No
105	GOM_NL_2PRFIN20110605_083341_000000463103_00150_48440_1145.N1	05-JUN-2011 08:33:41	Dark	46.000	84	Alp Phe	2.3970	4500.0	92	48440	No
106	GOM_NL_2PRFIN20110605_083632_000000673103_00150_48440_1146.N1	05-JUN-2011 08:36:32	Dark	66.500	18	24Alp PsA	1.1660	9700.0	133	48440	No
107	GOM_NL_2PRFIN20110605_083919_000000643103_00151_48441_1126.N1	05-JUN-2011 08:39:19	Dark	64.000	63	Bet Gru	2.1500	2800.0	128	48441	No
108	GOM_NL_2PRFIN20110605_084116_000000473103_00151_48441_1127.N1	05-JUN-2011 08:41:16	Dark	46.500	31	Alp Gru	1.7340	15200.	93	48441	No
109	GOM_NL_2PRFIN20110605_084555_000000433103_00151_48441_1128.N1	05-JUN-2011 08:45:55	Straylight	43.000	45	Alp Pav	1.9400	26000.	86	48441	No
110	GOM_NL_2PRFIN20110605_085442_000000453103_00151_48441_1129.N1	05-JUN-2011 08:54:42	Straylight	44.500	40	The Sco	1.8590	7100.0	89	48441	No
111	GOM_NL_2PRFIN20110605_085628_000000453103_00151_48441_1130.N1	05-JUN-2011 08:56:28	Twilight	44.500	25	35Lam Sco	1.6200	28000.	89	48441	No
112	GOM_NL_2PRFIN20110605_085807_000000483103_00151_48441_1131.N1	05-JUN-2011 08:58:07	Twilight	48.000	75	26Eps Sco	2.2910	4250.0	96	48441	No
113	GOM_NL_2PRFIN20110605_090004_000000443103_00151_48441_1132.N1	05-JUN-2011 09:00:04	Bright	44.000	136	23Tau Sco	2.8220	30000.	88	48441	No
114	GOM_NL_2PRFIN20110605_090332_000000443103_00151_48441_1133.N1	05-JUN-2011 09:03:32	Bright	44.000	86	35Eta Oph	2.4300	10200.	88	48441	No
115	GOM_NL_2PRFIN20110605_090520_000000403103_00151_48441_1134.N1	05-JUN-2011 09:05:20	Bright	40.000	98	13Zet Oph	2.5710	30000.	80	48441	No
116	GOM_NL_2PRFIN20110605_090728_000000393103_00151_48441_1135.N1	05-JUN-2011 09:07:28	Bright	38.500	120	1Del Oph	2.7340	3200.0	77	48441	No
117	GOM_NL_2PRFIN20110605_091511_000000423103_00151_48441_1136.N1	05-JUN-2011 09:15:11	Bright	42.000	127	27Bet Her	2.7810	4700.0	84	48441	No
118	GOM_NL_2PRFIN20110605_091827_000000433103_00151_48441_1137.N1	05-JUN-2011 09:18:27	Bright	42.500	133	40Zet Her	2.8070	6000.0	85	48441	No
119	GOM_NL_2PRFIN20110605_092542_000000443103_00151_48441_1138.N1	05-JUN-2011 09:25:42	Bright	43.500	130	23Bet Dra	2.7990	5800.0	87	48441	No
120	GOM_NL_2PRFIN20110605_093629_000000463103_00151_48441_1139.N1	05-JUN-2011 09:36:29	Bright	46.000	89	5Alp Cep	2.4510	8000.0	92	48441	No
121	GOM_NL_2PRFIN20110605_094205_000000573103_00151_48441_1140.N1	05-JUN-2011 09:42:05	Bright	57.000	76	27Gam Cas	2.3000	30000.	114	48441	No
122	GOM_NL_2PRFIN20110605_095003_000000503103_00151_48441_1141.N1	05-JUN-2011 09:50:03	Bright	50.000	53	43Bet And	2.0480	3300.0	100	48441	No
123	GOM_NL_2PRFIN20110605_095252_000000333103_00151_48441_1142.N1	05-JUN-2011 09:52:52	Twilight	33.000	58	21Alp And	2.0730	11000.	66	48441	No
124	GOM_NL_2PRFIN20110605_095410_000000443103_00151_48441_1143.N1	05-JUN-2011 09:54:10	Twilight	43.500	105	6Bet Ari	2.6450	8900.0	87	48441	No
125	GOM_NL_2PRFIN20110605_095813_000000393103_00151_48441_1144.N1	05-JUN-2011 09:58:13	Dark	39.000	140	88Gam Peg	2.8340	26000.	78	48441	No
126	GOM_NL_2PRFIN20110605_101355_000000453103_00151_48441_1145.N1	05-JUN-2011 10:13:55	Dark	44.500	84	Alp Phe	2.3970	4500.0	89	48441	No
127	GOM_NL_2PRFIN20110605_101647_000000703103_00151_48441_1146.N1	05-JUN-2011 10:16:47	Dark	69.500	18	24Alp PsA	1.1660	9700.0	139	48441	No
128	GOM_NL_2PRFIN20110605_101934_000000573103_00152_48442_1126.N1	05-JUN-2011 10:19:34	Dark	56.500	63	Bet Gru	2.1500	2800.0	113	48442	No
129	GOM_NL_2PRFIN20110605_102132_000000483103_00152_48442_1127.N1	05-JUN-2011 10:21:32	Dark	47.500	31	Alp Gru	1.7340	15200.	95	48442	No
130	GOM_NL_2PRFIN20110605_102609_000000493103_00152_48442_1128.N1	05-JUN-2011 10:26:09	Straylight	49.000	45	Alp Pav	1.9400	26000.	98	48442	No
131	GOM_NL_2PRFIN20110605_103457_000000453103_00152_48442_1129.N1	05-JUN-2011 10:34:57	Straylight	45.000	40	The Sco	1.8590	7100.0	90	48442	No
132	GOM_NL_2PRFIN20110605_103642_000000483103_00152_48442_1130.N1	05-JUN-2011 10:36:42	Twilight	47.500	25	35Lam Sco	1.6200	28000.	95	48442	No
133	GOM_NL_2PRFIN20110605_103821_000000453103_00152_48442_1131.N1	05-JUN-2011 10:38:21	Twilight	45.000	75	26Eps Sco	2.2910	4250.0	90	48442	No
134	GOM_NL_2PRFIN20110605_104018_000000463103_00152_48442_1132.N1	05-JUN-2011 10:40:18	Bright	45.500	136	23Tau Sco	2.8220	30000.	91	48442	No
135	GOM_NL_2PRFIN20110605_104346_000000443103_00152_48442_1133.N1	05-JUN-2011 10:43:46	Bright	43.500	86	35Eta Oph	2.4300	10200.	87	48442	No
136	GOM_NL_2PRFIN20110605_104534_000000403103_00152_48442_1134.N1	05-JUN-2011 10:45:34	Bright	40.000	98	13Zet Oph	2.5710	30000.	80	48442	No
137	GOM_NL_2PRFIN20110605_104742_000000383103_00152_48442_1135.N1	05-JUN-2011 10:47:42	Bright	38.000	120	1Del Oph	2.7340	3200.0	76	48442	No
138	GOM_NL_2PRFIN20110605_105525_000000413103_00152_48442_1136.N1	05-JUN-2011 10:55:25	Bright	40.500	127	27Bet Her	2.7810	4700.0	81	48442	No
139	GOM_NL_2PRFIN20110605_105841_000000563103_00152_48442_1137.N1	05-JUN-2011 10:58:41	Bright	56.000	133	40Zet Her	2.8070	6000.0	112	48442	No
140	GOM_NL_2PRFIN20110605_110555_000000443103_00152_48442_1138.N1	05-JUN-2011 11:05:55	Bright	43.500	130	23Bet Dra	2.7990	5800.0	87	48442	No
141	GOM_NL_2PRFIN20110605_111643_000000493103_00152_48442_1139.N1	05-JUN-2011 11:16:43	Bright	49.000	89	5Alp Cep	2.4510	8000.0	98	48442	No
142	GOM_NL_2PRFIN20110605_112219_000000433103_00152_48442_1140.N1	05-JUN-2011 11:22:19	Bright	43.000	76	27Gam Cas	2.3000	30000.	86	48442	No
143	GOM_NL_2PRFIN20110605_113017_000000503103_00152_48442_1141.N1	05-JUN-2011 11:30:17	Bright	50.000	53	43Bet And	2.0480	3300.0	100	48442	No
144	GOM_NL_2PRFIN20110605_113306_000000253103_00152_48442_1142.N1	05-JUN-2011 11:33:06	Twilight	25.000	58	21Alp And	2.0730	11000.	50	48442	No
145	GOM_NL_2PRFIN20110605_113424_000000423103_00152_48442_1143.N1	05-JUN-2011 11:34:24	Twilight	42.000	105	6Bet Ari	2.6450	8900.0	84	48442	No
146	GOM_NL_2PRFIN20110605_113827_000000303103_00152_48442_1144.N1	05-JUN-2011 11:38:27	Dark	30.000	140	88Gam Peg	2.8340	26000.	60	48442	No
147	GOM_NL_2PRFIN20110605_115410_000000443103_00152_48442_1145.N1	05-JUN-2011 11:54:10	Dark	44.000	84	Alp Phe	2.3970	4500.0	88	48442	No
148	GOM_NL_2PRFIN20110605_115702_000000583103_00152_48442_1146.N1	05-JUN-2011 11:57:02	Dark	57.500	18	24Alp PsA	1.1660	9700.0	115	48442	No
149	GOM_NL_2PRFIN20110605_115949_000000493103_00153_48443_1126.N1	05-JUN-2011 11:59:49	Dark	48.500	63	Bet Gru	2.1500	2800.0	97	48443	No
150	GOM_NL_2PRFIN20110605_120146_000000463103_00153_48443_1127.N1	05-JUN-2011 12:01:46	Dark	46.000	31	Alp Gru	1.7340	15200.	92	48443	No
151	GOM_NL_2PRFIN20110605_120624_000000413103_00153_48443_1128.N1	05-JUN-2011 12:06:24	Straylight	41.000	45	Alp Pav	1.9400	26000.	82	48443	No
152	GOM_NL_2PRFIN20110605_121511_000000483103_00153_48443_1129.N1	05-JUN-2011 12:15:11	Straylight	47.500	40	The Sco	1.8590	7100.0	95	48443	No
153	GOM_NL_2PRFIN20110605_121657_000000483103_00153_48443_1130.N1	05-JUN-2011 12:16:57	Twilight	48.000	25	35Lam Sco	1.6200	28000.	96	48443	No
154	GOM_NL_2PRFIN20110605_121835_000000473103_00153_48443_1131.N1	05-JUN-2011 12:18:35	Twilight	47.000	75	26Eps Sco	2.2910	4250.0	94	48443	No
155	GOM_NL_2PRFIN20110605_122033_000000453103_00153_48443_1132.N1	05-JUN-2011 12:20:33	Bright	45.000	136	23Tau Sco	2.8220	30000.	90	48443	No
156	GOM_NL_2PRFIN20110605_122400_000000443103_00153_48443_1133.N1	05-JUN-2011 12:24:00	Bright	43.500	86	35Eta Oph	2.4300	10200.	87	48443	No
157	GOM_NL_2PRFIN20110605_122548_000000403103_00153_48443_1134.N1	05-JUN-2011 12:25:48	Bright	39.500	98	13Zet Oph	2.5710	30000.	79	48443	No
158	GOM_NL_2PRFIN20110605_122756_000000383103_00153_48443_1135.N1	05-JUN-2011 12:27:56	Bright	38.000	120	1Del Oph	2.7340	3200.0	76	48443	No
159	GOM_NL_2PRFIN20110605_123539_000000383103_00153_48443_1136.N1	05-JUN-2011 12:35:39	Bright	38.000	127	27Bet Her	2.7810	4700.0	76	48443	No
160	GOM_NL_2PRFIN20110605_123855_000000423103_00153_48443_1137.N1	05-JUN-2011 12:38:55	Bright	42.000	133	40Zet Her	2.8070	6000.0	84	48443	No

161	GOM_NL__2PRFIN20110605_124609_000000403103_00153_48443_1138.N1	05-JUN-2011 12:46:09	Bright	40.000	130	23Bet Dra	2.7990	5800.0	80	48443	No
162	GOM_NL__2PRFIN20110605_125656_000000473103_00153_48443_1139.N1	05-JUN-2011 12:56:56	Bright	46.500	89	5Alp Cep	2.4510	8000.0	93	48443	No
163	GOM_NL__2PRFIN20110605_130233_000000373103_00153_48443_1140.N1	05-JUN-2011 13:02:33	Bright	36.500	76	27Gam Cas	2.3000	30000.	73	48443	No
164	GOM_NL__2PRFIN20110605_131032_000000503103_00153_48443_1141.N1	05-JUN-2011 13:10:32	Bright	49.500	53	43Bet And	2.0480	3300.0	99	48443	No
165	GOM_NL__2PRFIN20110605_131320_000000253103_00153_48443_1142.N1	05-JUN-2011 13:13:20	Twilight	25.000	58	21Alp And	2.0730	11000.	50	48443	No
166	GOM_NL__2PRFIN20110605_131438_000000433103_00153_48443_1143.N1	05-JUN-2011 13:14:38	Twilight	42.500	105	6Bet Ari	2.6450	8900.0	85	48443	No
167	GOM_NL__2PRFIN20110605_131842_000000303103_00153_48443_1144.N1	05-JUN-2011 13:18:42	Dark	30.000	140	88Gam Peg	2.8340	26000.	60	48443	No
168	GOM_NL__2PRFIN20110605_133424_000000473103_00153_48443_1145.N1	05-JUN-2011 13:34:24	Dark	46.500	84	Alp Phe	2.3970	4500.0	93	48443	No
169	GOM_NL__2PRFIN20110605_133718_000000683103_00153_48443_1146.N1	05-JUN-2011 13:37:18	Dark	68.000	18	24Alp PsA	1.1660	9700.0	136	48443	No
170	GOM_NL__2PRFIN20110605_134004_000000573103_00154_48444_1126.N1	05-JUN-2011 13:40:04	Dark	57.000	63	Bet Gru	2.1500	2800.0	114	48444	No
171	GOM_NL__2PRFIN20110605_134201_000000483103_00154_48444_1127.N1	05-JUN-2011 13:42:01	Dark	48.000	31	Alp Gru	1.7340	15200.	96	48444	No
172	GOM_NL__2PRFIN20110605_134639_000000433103_00154_48444_1128.N1	05-JUN-2011 13:46:39	Straylight	42.500	45	Alp Pav	1.9400	26000.	85	48444	No
173	GOM_NL__2PRFIN20110605_135525_000000463103_00154_48444_1129.N1	05-JUN-2011 13:55:25	Straylight	45.500	40	The Sco	1.8590	7100.0	91	48444	No
174	GOM_NL__2PRFIN20110605_135711_000000453103_00154_48444_1130.N1	05-JUN-2011 13:57:11	Twilight	44.500	25	35Lam Sco	1.6200	28000.	89	48444	No
175	GOM_NL__2PRFIN20110605_135849_000000463103_00154_48444_1131.N1	05-JUN-2011 13:58:49	Twilight	46.000	75	26Eps Sco	2.2910	4250.0	92	48444	No
176	GOM_NL__2PRFIN20110605_140047_000000493103_00154_48444_1132.N1	05-JUN-2011 14:00:47	Bright	49.000	136	23Tau Sco	2.8220	30000.	98	48444	No
177	GOM_NL__2PRFIN20110605_140414_000000443103_00154_48444_1133.N1	05-JUN-2011 14:04:14	Bright	43.500	86	35Eta Oph	2.4300	10200.	87	48444	No
178	GOM_NL__2PRFIN20110605_140602_000000403103_00154_48444_1134.N1	05-JUN-2011 14:06:02	Bright	40.000	98	13Zet Oph	2.5710	30000.	80	48444	No
179	GOM_NL__2PRFIN20110605_140810_000000383103_00154_48444_1135.N1	05-JUN-2011 14:08:10	Bright	38.000	120	1Del Oph	2.7340	3200.0	76	48444	No
180	GOM_NL__2PRFIN20110605_141552_000000403103_00154_48444_1136.N1	05-JUN-2011 14:15:52	Bright	39.500	127	27Bet Her	2.7810	4700.0	79	48444	No
181	GOM_NL__2PRFIN20110605_141908_000000603103_00154_48444_1137.N1	05-JUN-2011 14:19:08	Bright	60.000	133	40Zet Her	2.8070	6000.0	120	48444	No
182	GOM_NL__2PRFIN20110605_142622_000000433103_00154_48444_1138.N1	05-JUN-2011 14:26:22	Bright	43.000	130	23Bet Dra	2.7990	5800.0	86	48444	No
183	GOM_NL__2PRFIN20110605_144247_000000513103_00154_48444_1139.N1	05-JUN-2011 14:42:47	Bright	50.500	76	27Gam Cas	2.3000	30000.	101	48444	No
184	GOM_NL__2PRFIN20110605_145046_000000473103_00154_48444_1140.N1	05-JUN-2011 14:50:46	Bright	47.000	53	43Bet And	2.0480	3300.0	94	48444	No
185	GOM_NL__2PRFIN20110605_145452_000000433103_00154_48444_1141.N1	05-JUN-2011 14:54:52	Twilight	42.500	105	6Bet Ari	2.6450	8900.0	85	48444	No
186	GOM_NL__2PRFIN20110605_151439_000000473103_00154_48444_1142.N1	05-JUN-2011 15:14:39	Dark	47.000	84	Alp Phe	2.3970	4500.0	94	48444	No
187	GOM_NL__2PRFIN20110605_151733_000000573103_00154_48444_1143.N1	05-JUN-2011 15:17:33	Dark	56.500	18	24Alp PsA	1.1660	9700.0	113	48444	No
188	GOM_NL__2PRFIN20110605_152019_000000523103_00155_48445_1146.N1	05-JUN-2011 15:20:19	Dark	51.500	63	Bet Gru	2.1500	2800.0	103	48445	No
189	GOM_NL__2PRFIN20110605_152216_000000493103_00155_48445_1147.N1	05-JUN-2011 15:22:16	Dark	48.500	31	Alp Gru	1.7340	15200.	97	48445	No
190	GOM_NL__2PRFIN20110605_152653_000000423103_00155_48445_1148.N1	05-JUN-2011 15:26:53	Straylight	42.000	45	Alp Pav	1.9400	26000.	84	48445	No
191	GOM_NL__2PRFIN20110605_153540_000000483103_00155_48445_1149.N1	05-JUN-2011 15:35:40	Straylight	48.000	40	The Sco	1.8590	7100.0	96	48445	No
192	GOM_NL__2PRFIN20110605_153725_000000463103_00155_48445_1150.N1	05-JUN-2011 15:37:25	Twilight	46.000	25	35Lam Sco	1.6200	28000.	92	48445	No
193	GOM_NL__2PRFIN20110605_153903_000000453103_00155_48445_1151.N1	05-JUN-2011 15:39:03	Twilight	45.000	75	26Eps Sco	2.2910	4250.0	90	48445	No
194	GOM_NL__2PRFIN20110605_154101_000000433103_00155_48445_1152.N1	05-JUN-2011 15:41:01	Bright	43.000	136	23Tau Sco	2.8220	30000.	86	48445	No
195	GOM_NL__2PRFIN20110605_154428_000000433103_00155_48445_1153.N1	05-JUN-2011 15:44:28	Bright	43.000	86	35Eta Oph	2.4300	10200.	86	48445	No
196	GOM_NL__2PRFIN20110605_154616_000000403103_00155_48445_1154.N1	05-JUN-2011 15:46:16	Bright	39.500	98	13Zet Oph	2.5710	30000.	79	48445	No
197	GOM_NL__2PRFIN20110605_154824_000000383103_00155_48445_1155.N1	05-JUN-2011 15:48:24	Bright	38.000	120	1Del Oph	2.7340	3200.0	76	48445	No
198	GOM_NL__2PRFIN20110605_155606_000000403103_00155_48445_1156.N1	05-JUN-2011 15:56:06	Bright	39.500	127	27Bet Her	2.7810	4700.0	79	48445	No
199	GOM_NL__2PRFIN20110605_155922_000000433103_00155_48445_1157.N1	05-JUN-2011 15:59:22	Bright	42.500	133	40Zet Her	2.8070	6000.0	85	48445	No
200	GOM_NL__2PRFIN20110605_160636_000000453103_00155_48445_1158.N1	05-JUN-2011 16:06:36	Bright	44.500	130	23Bet Dra	2.7990	5800.0	89	48445	No
201	GOM_NL__2PRFIN20110605_161723_000000483103_00155_48445_1159.N1	05-JUN-2011 16:17:23	Bright	47.500	89	5Alp Cep	2.4510	8000.0	95	48445	No
202	GOM_NL__2PRFIN20110605_162301_000000573103_00155_48445_1160.N1	05-JUN-2011 16:23:01	Bright	57.000	76	27Gam Cas	2.3000	30000.	114	48445	No
203	GOM_NL__2PRFIN20110605_163100_000000483103_00155_48445_1161.N1	05-JUN-2011 16:31:00	Bright	48.000	53	43Bet And	2.0480	3300.0	96	48445	No
204	GOM_NL__2PRFIN20110605_163507_000000423103_00155_48445_1162.N1	05-JUN-2011 16:35:07	Twilight	42.000	105	6Bet Ari	2.6450	8900.0	84	48445	No
205	GOM_NL__2PRFIN20110605_165454_000000403103_00155_48445_1163.N1	05-JUN-2011 16:54:54	Dark	40.000	84	Alp Phe	2.3970	4500.0	80	48445	No
206	GOM_NL__2PRFIN20110605_165749_000000583103_00155_48445_1164.N1	05-JUN-2011 16:57:49	Dark	57.500	18	24Alp PsA	1.1660	9700.0	115	48445	No
207	GOM_NL__2PRFIN20110605_170034_000000543103_00156_48446_1146.N1	05-JUN-2011 17:00:34	Dark	54.000	63	Bet Gru	2.1500	2800.0	108	48446	No
208	GOM_NL__2PRFIN20110605_170231_000000473103_00156_48446_1147.N1	05-JUN-2011 17:02:31	Dark	46.500	31	Alp Gru	1.7340	15200.	93	48446	No
209	GOM_NL__2PRFIN20110605_170708_000000423103_00156_48446_1148.N1	05-JUN-2011 17:07:08	Straylight	42.000	45	Alp Pav	1.9400	26000.	84	48446	No
210	GOM_NL__2PRFIN20110605_171554_000000463103_00156_48446_1149.N1	05-JUN-2011 17:15:54	Straylight	46.000	40	The Sco	1.8590	7100.0	92	48446	No
211	GOM_NL__2PRFIN20110605_171740_000000483103_00156_48446_1150.N1	05-JUN-2011 17:17:40	Twilight	48.000	25	35Lam Sco	1.6200	28000.	96	48446	No
212	GOM_NL__2PRFIN20110605_171918_000000453103_00156_48446_1151.N1	05-JUN-2011 17:19:18	Twilight	44.500	75	26Eps Sco	2.2910	4250.0	89	48446	No
213	GOM_NL__2PRFIN20110605_172115_000000413103_00156_48446_1152.N1	05-JUN-2011 17:21:15	Bright	41.000	136	23Tau Sco	2.8220	30000.	82	48446	No
214	GOM_NL__2PRFIN20110605_172442_000000433103_00156_48446_1153.N1	05-JUN-2011 17:24:42	Bright	43.000	86	35Eta Oph	2.4300	10200.	86	48446	No
215	GOM_NL__2PRFIN20110605_172630_000000403103_00156_48446_1154.N1	05-JUN-2011 17:26:30	Bright	40.000	98	13Zet Oph	2.5710	30000.	80	48446	No
216	GOM_NL__2PRFIN20110605_172838_000000393103_00156_48446_1155.N1	05-JUN-2011 17:28:38	Bright	38.500	120	1Del Oph	2.7340	3200.0	77	48446	No
217	GOM_NL__2PRFIN20110605_173620_000000423103_00156_48446_1156.N1	05-JUN-2011 17:36:20	Bright	42.000	127	27Bet Her	2.7810	4700.0	84	48446	No
218	GOM_NL__2PRFIN20110605_173935_000000413103_00156_48446_1157.N1	05-JUN-2011 17:39:35	Bright	41.000	133	40Zet Her	2.8070	6000.0	82	48446	No
219	GOM_NL__2PRFIN20110605_174649_000000533103_00156_48446_1158.N1	05-JUN-2011 17:46:49	Bright	52.500	130	23Bet Dra	2.7990	5800.0	105	48446	No



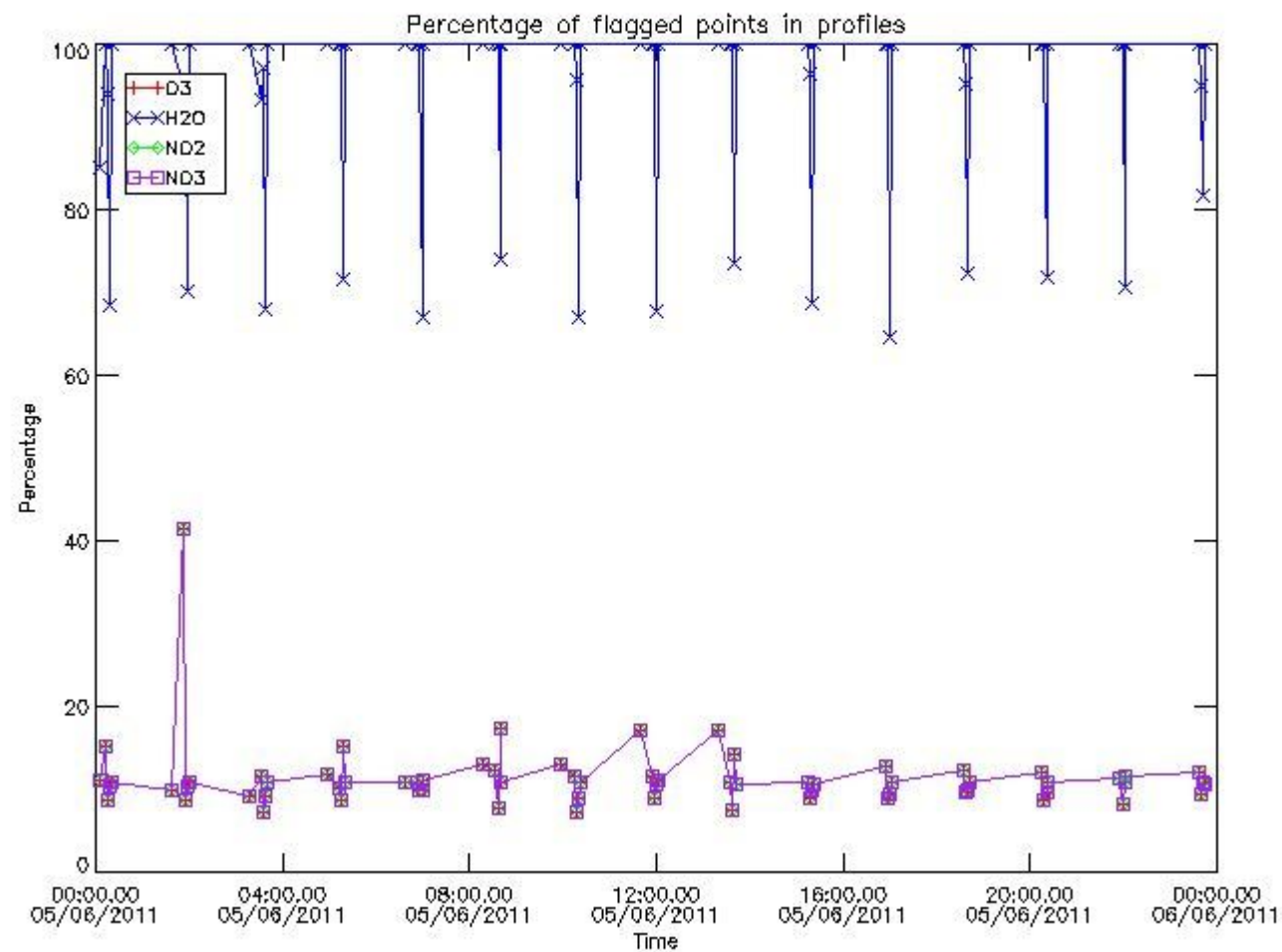


279	GOM_NL__2PRFIN20110605_224729_000000443103_00159_48449_1158.N1	05-JUN-2011 22:47:29	Bright	43.500	130	23Bet Dra	2.7990	5800.0	87	48449	No
280	GOM_NL__2PRFIN20110605_225816_000000473103_00159_48449_1159.N1	05-JUN-2011 22:58:16	Bright	46.500	89	5Alp Cep	2.4510	8000.0	93	48449	No
281	GOM_NL__2PRFIN20110605_230356_000000523103_00159_48449_1160.N1	05-JUN-2011 23:03:56	Bright	51.500	76	27Gam Cas	2.3000	30000.	103	48449	No
282	GOM_NL__2PRFIN20110605_230939_000000373103_00159_48449_1161.N1	05-JUN-2011 23:09:39	Bright	36.500	73	57Gam1And	2.2600	13100.	73	48449	No
283	GOM_NL__2PRFIN20110605_231156_000000513103_00159_48449_1162.N1	05-JUN-2011 23:11:56	Bright	51.000	53	43Bet And	2.0480	3300.0	102	48449	No
284	GOM_NL__2PRFIN20110605_231603_000000423103_00159_48449_1163.N1	05-JUN-2011 23:16:03	Twilight	42.000	105	6Bet Ari	2.6450	8900.0	84	48449	No
285	GOM_NL__2PRFIN20110605_233552_000000423103_00159_48449_1164.N1	05-JUN-2011 23:35:52	Dark	42.000	84	Alp Phe	2.3970	4500.0	84	48449	No
286	GOM_NL__2PRFIN20110605_233850_000000593103_00159_48449_1165.N1	05-JUN-2011 23:38:50	Dark	59.000	18	24Alp PsA	1.1660	9700.0	118	48449	No
287	GOM_NL__2PRFIN20110605_234133_000000473103_00160_48450_1146.N1	05-JUN-2011 23:41:33	Dark	47.000	63	Bet Gru	2.1500	2800.0	94	48450	No
288	GOM_NL__2PRFIN20110605_234331_000000483103_00160_48450_1147.N1	05-JUN-2011 23:43:31	Dark	48.000	31	Alp Gru	1.7340	15200.	96	48450	No
289	GOM_NL__2PRFIN20110605_234806_000000433103_00160_48450_1148.N1	05-JUN-2011 23:48:06	Straylight	42.500	45	Alp Pav	1.9400	26000.	85	48450	No
290	GOM_NL__2PRFIN20110605_235652_000000463103_00160_48450_1149.N1	05-JUN-2011 23:56:52	Straylight	45.500	40	The Sco	1.8590	7100.0	91	48450	No
291	GOM_NL__2PRFIN20110605_235837_000000463103_00160_48450_1150.N1	05-JUN-2011 23:58:37	Twilight_and_stray	46.000	25	35Lam Sco	1.6200	28000.	92	48450	No

### 3. Quality information per product

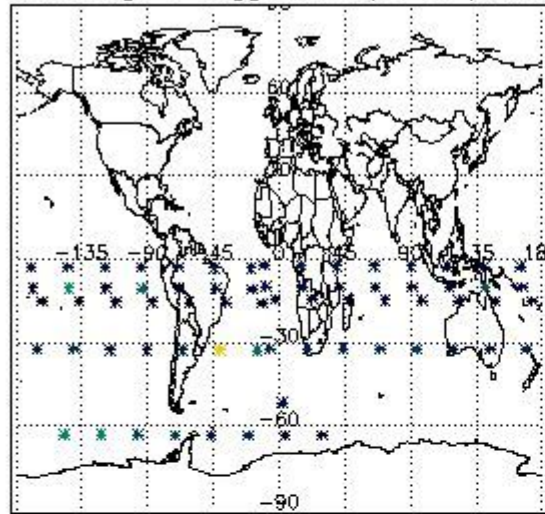
In this section it is plotted some information contained in the Quality Summary data set of the level 2 products. Only products in dark limb conditions and without errors (error flag in the MPH set to "0") are used.

#### 3.1 Plot quality information per product (time dependant)

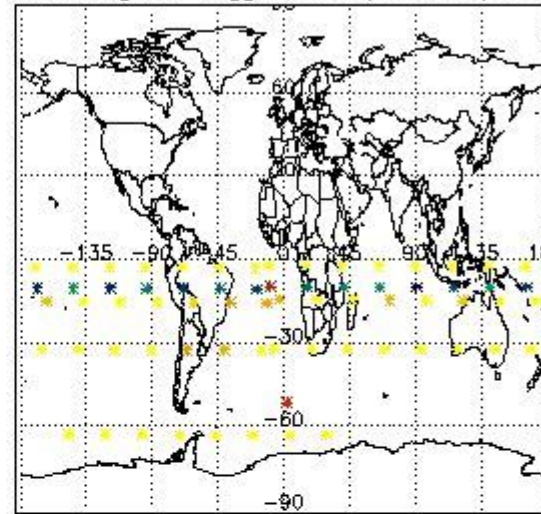


#### 3.2 Plot quality information per product (world map)

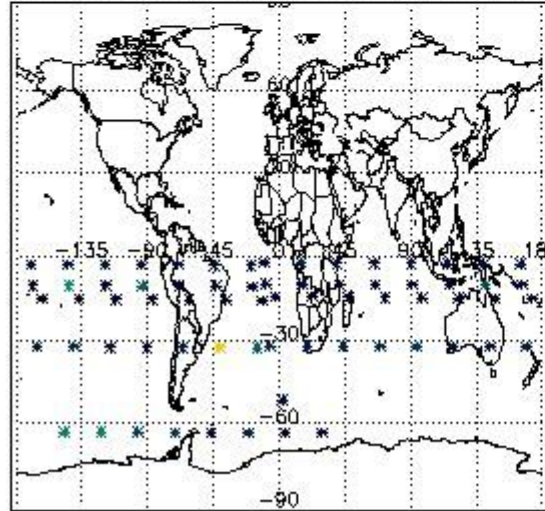
Percentage of flagged data per O3 profile



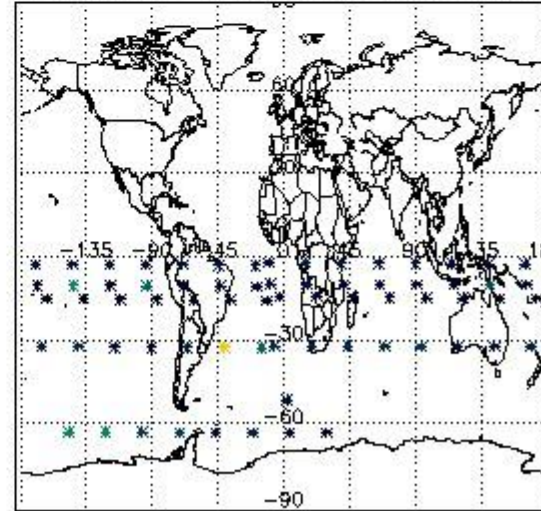
Percentage of flagged data per H2O profile



Percentage of flagged data per NO2 profile



Percentage of flagged data per NO3 profile

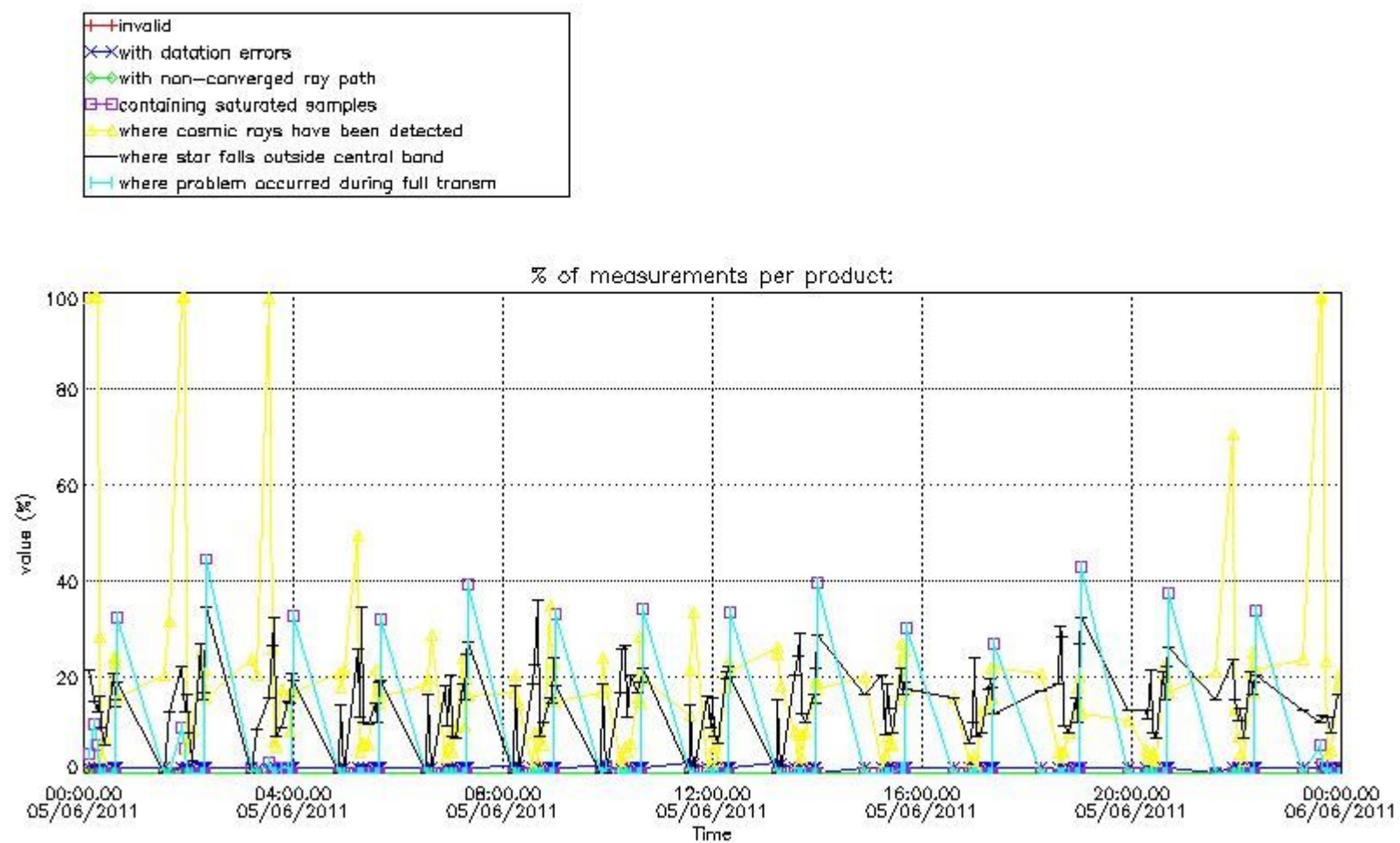


#### 4. Level 1 quality information per product

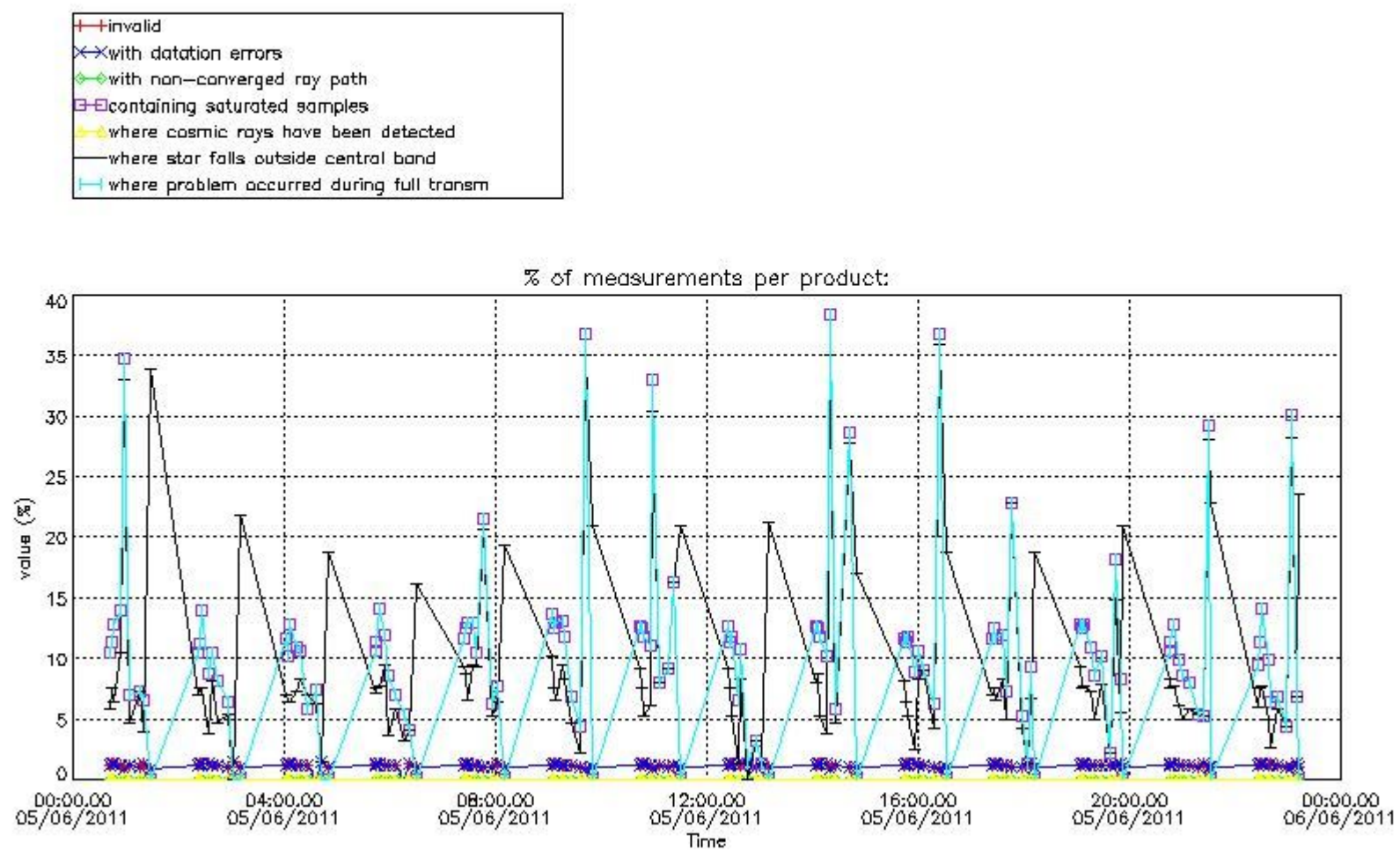
In this section it is plotted some information contained in the Quality Summary data set of the level 2 products that comes from the level 1b processing. Products without errors (error flag in the MPH set to "0") are used.

##### 4.1 Plot quality information per product (time dependant) coming from level 1b processing

###### 4.1.1 Plot level 1 quality information per product (time dependant): ENVISAT ASCENDING passes

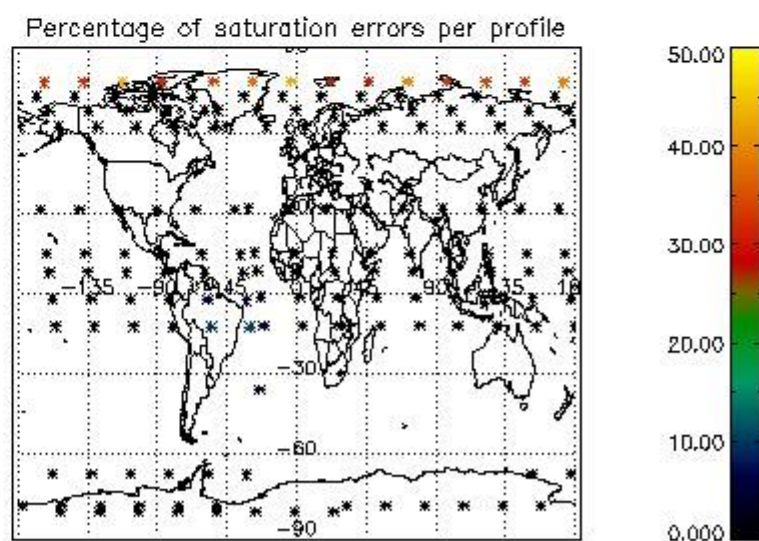
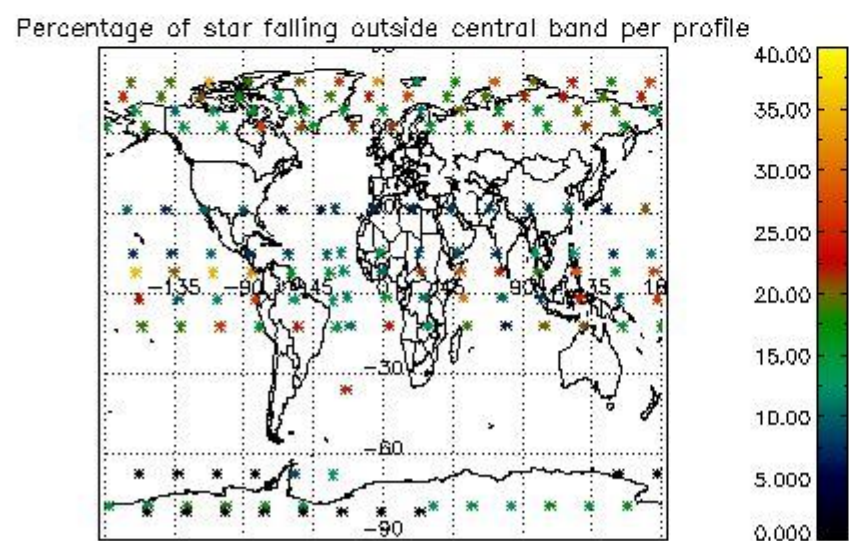
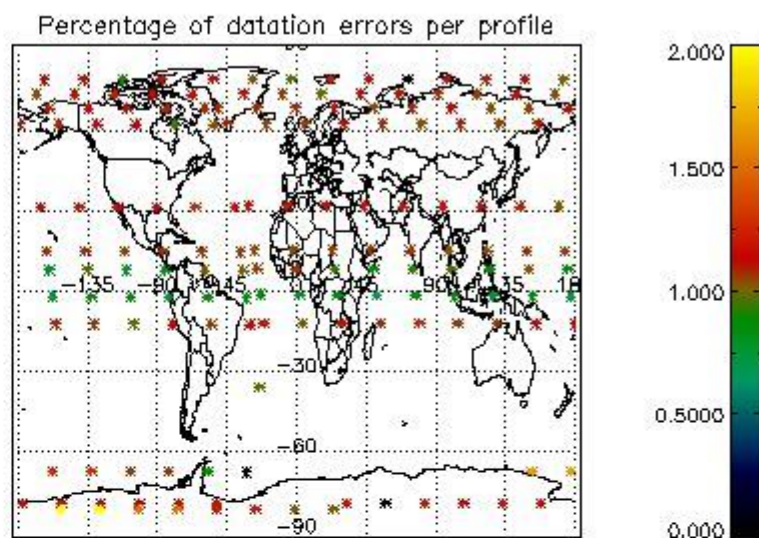
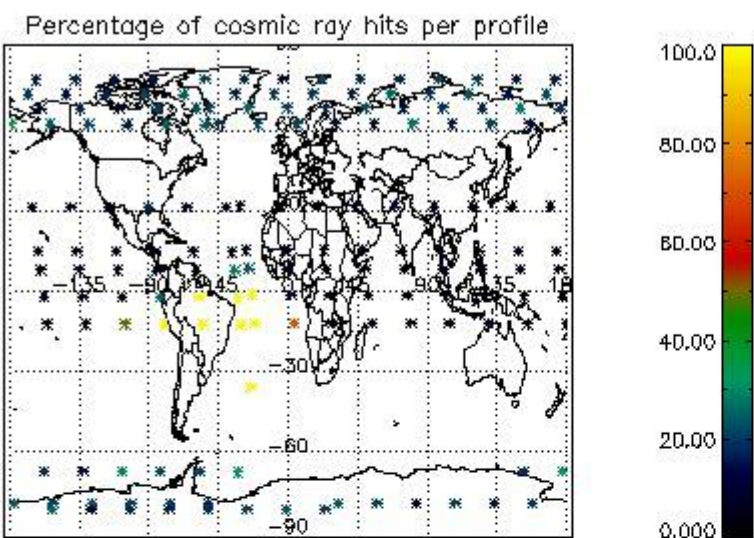


4.1.2 Plot level 1 quality information per product (time dependant): ENVI SAT DESCENDING passes

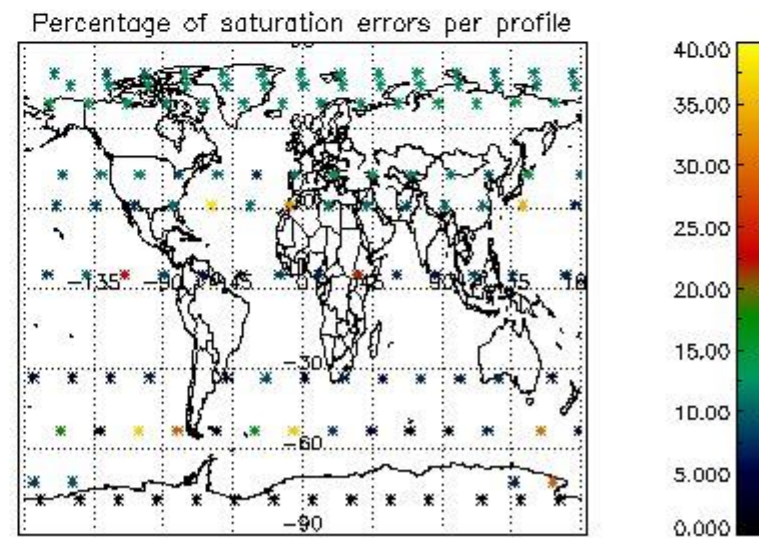
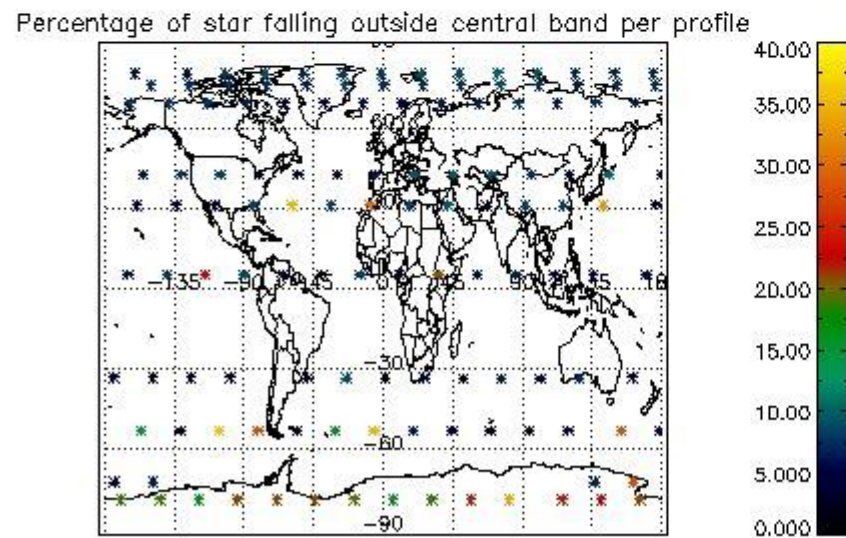
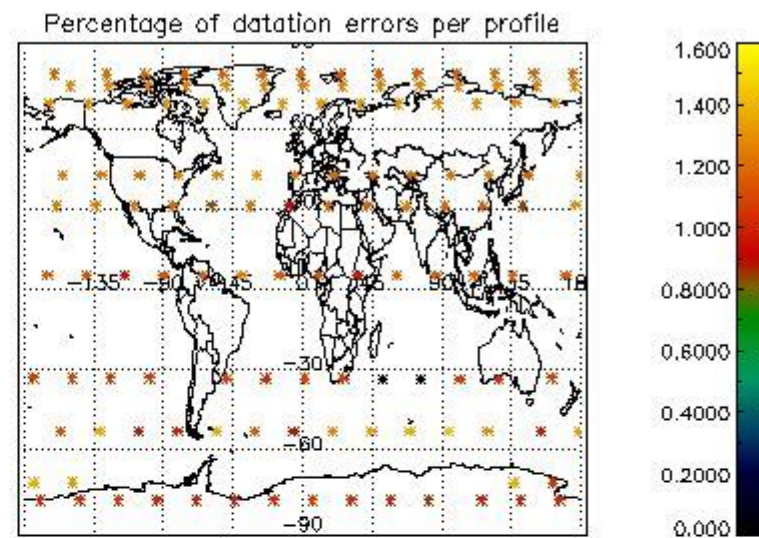
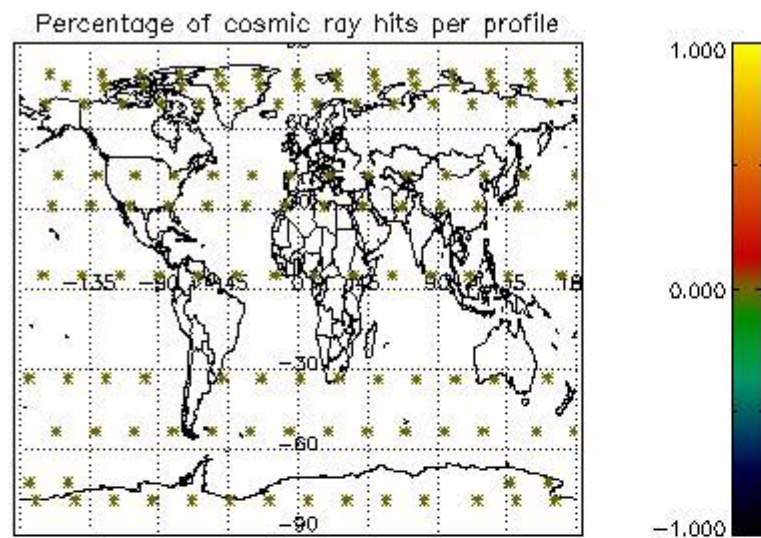


4.2 Plot quality information per product coming from level 1b processing (world map)

4.2.1 Plot level 1 quality information per product (world map): ENVISAT ASCENDING passes



4.2.2 Plot level 1 quality information per product (world map): ENVISAT DESCENDING passes



## 5. Trace gas profiles

### 5.1 Ozone statistics based on quality of products

The final quality of the products can be "measured" using the STD (Standard Deviation) attached to every point profile. This information is written to the parameter GOM\_NL\_\_2P/NL\_LOCAL\_SPECIES\_DENSITY/o3\_std of the level 2 products. The table below shows the statistics for given STD ranges.

The statistics are given with respect to the overall valid production:

- Products without fatal errors: GOM\_NL\_\_2P/MPH/PRODUCT\_ERR=0
- Valid point profile: GOM\_NL\_\_2P/NL\_LOCAL\_SPECIES\_DENSITY/pcd(0)=0

The 'Criteria' is applied to valid points of dark limb products:

- Products in dark limb illumination condition: GOM\_NL\_\_2P/NL\_SUMMARY\_QUALITY/obs\_ill\_cond=0
- Products without fatal errors: GOM\_NL\_\_2P/MPH/PRODUCT\_ERR=0
- Valid point profile: GOM\_NL\_\_2P/NL\_LOCAL\_SPECIES\_DENSITY/pcd(0)=0

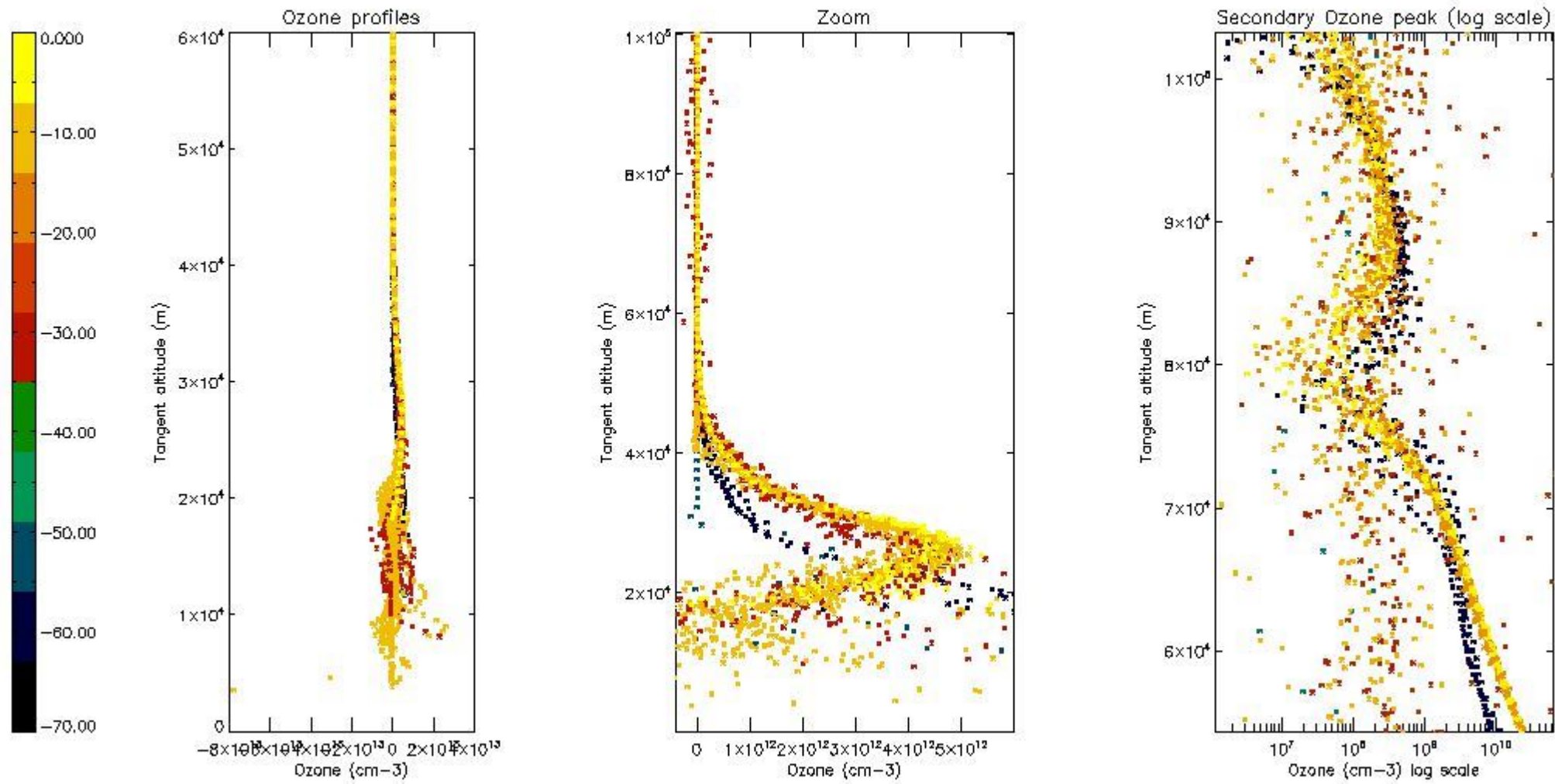
So, the table below shows the percentage of dark limb and valid observations for each criteria with respect to the overall valid daily observations.

Criteria	% of total production
All STD	27
STD < 20	12

STD < 10	9
STD < 5	7

5.2 Plot ozone profiles for all STD (dark without errors)

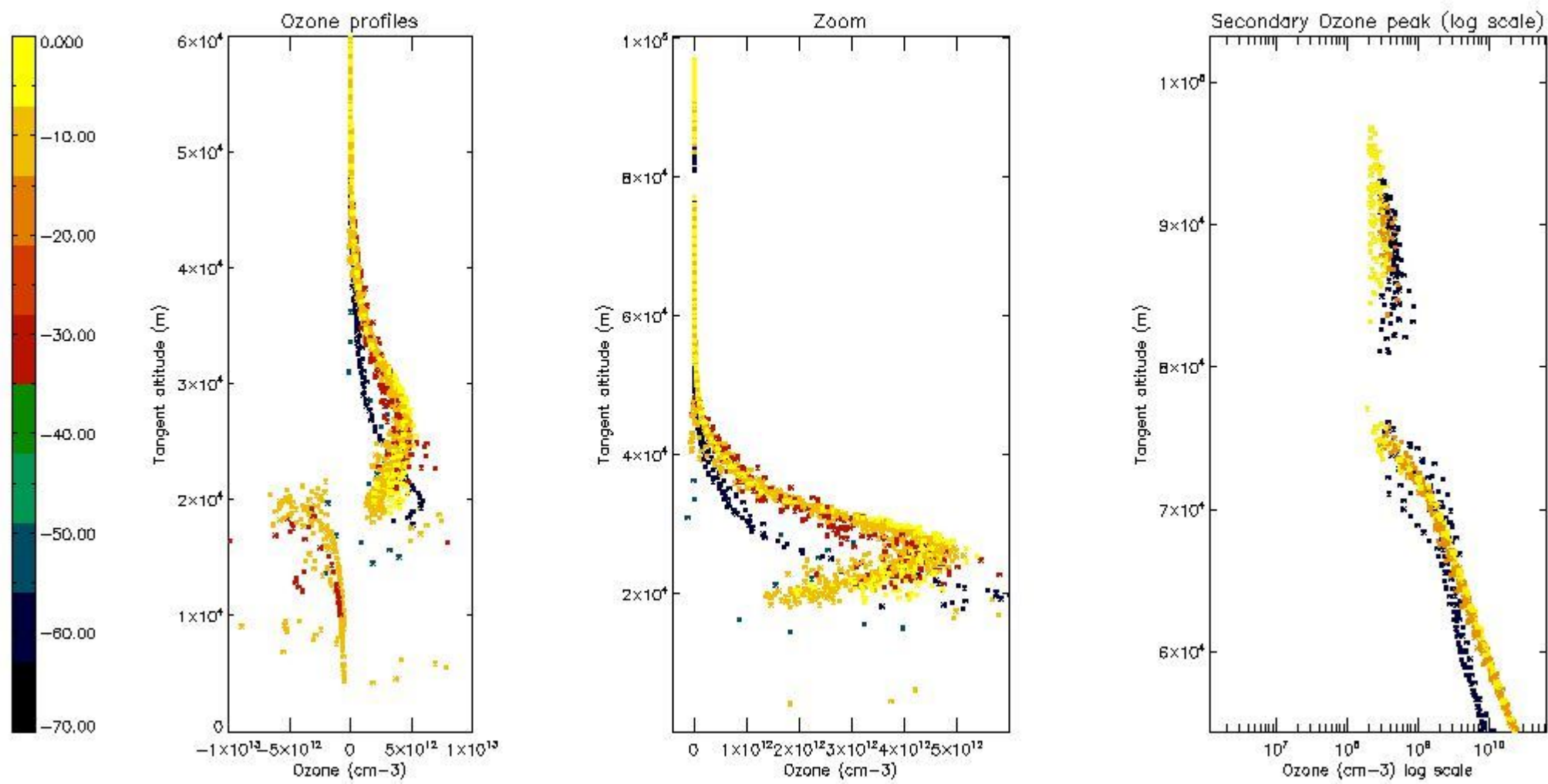
The colorbar represents the latitude.



5.3 Plot ozone profiles where STD < 20% (dark without errors)

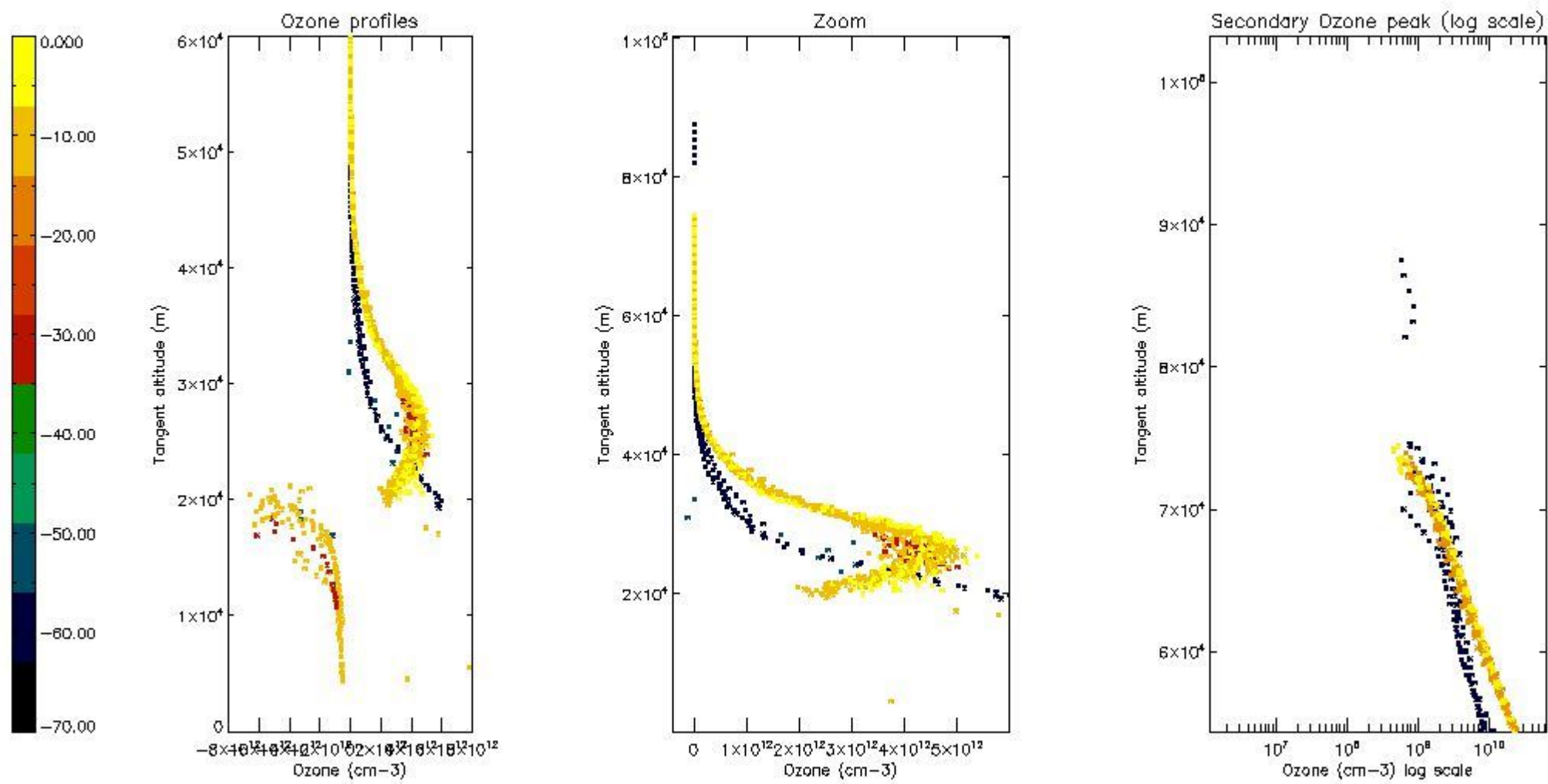
The colorbar represents the latitude.





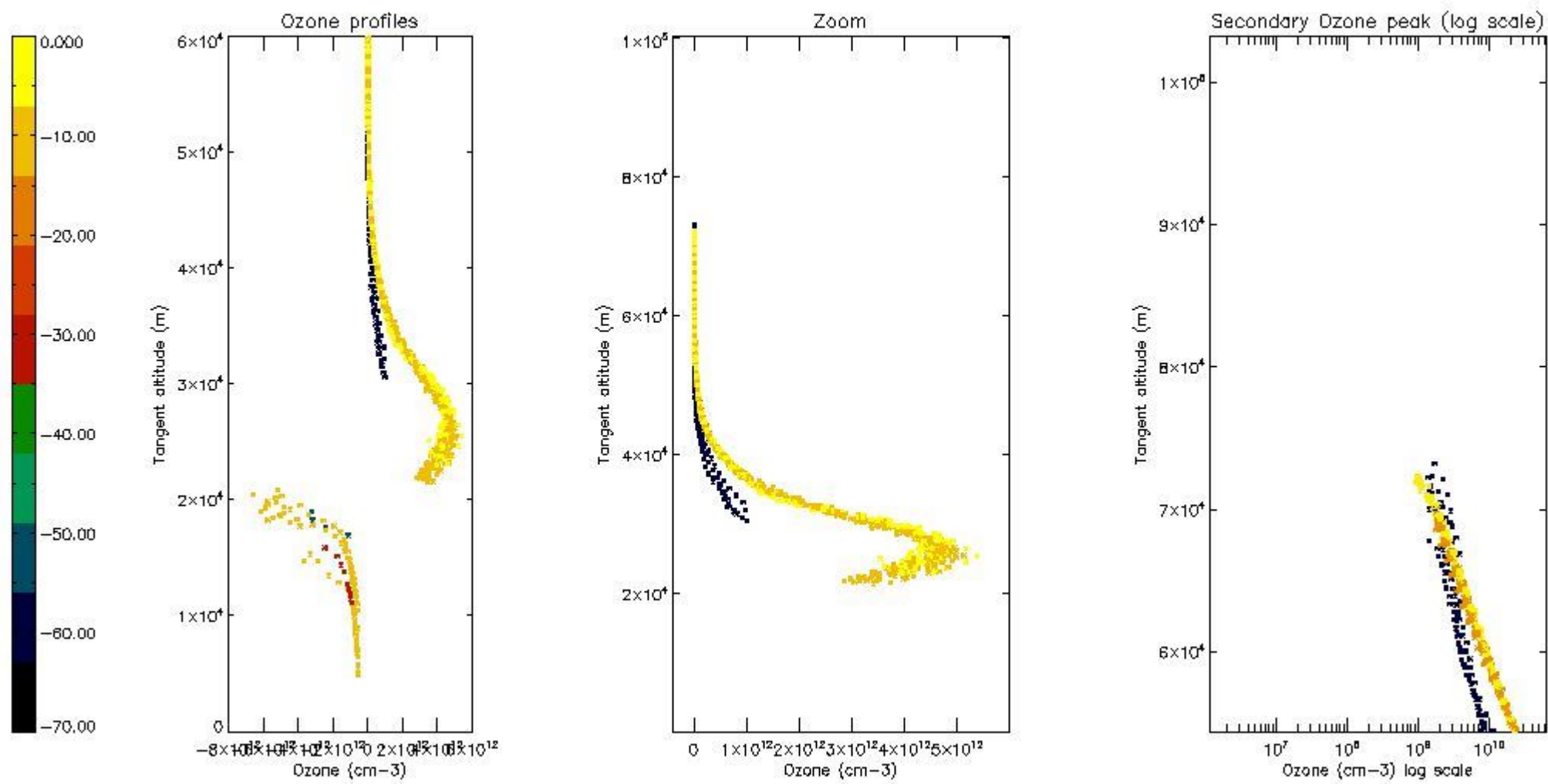
*5.4 Plot ozone profiles where STD < 10% (dark without errors)*

The colorbar represents the latitude.



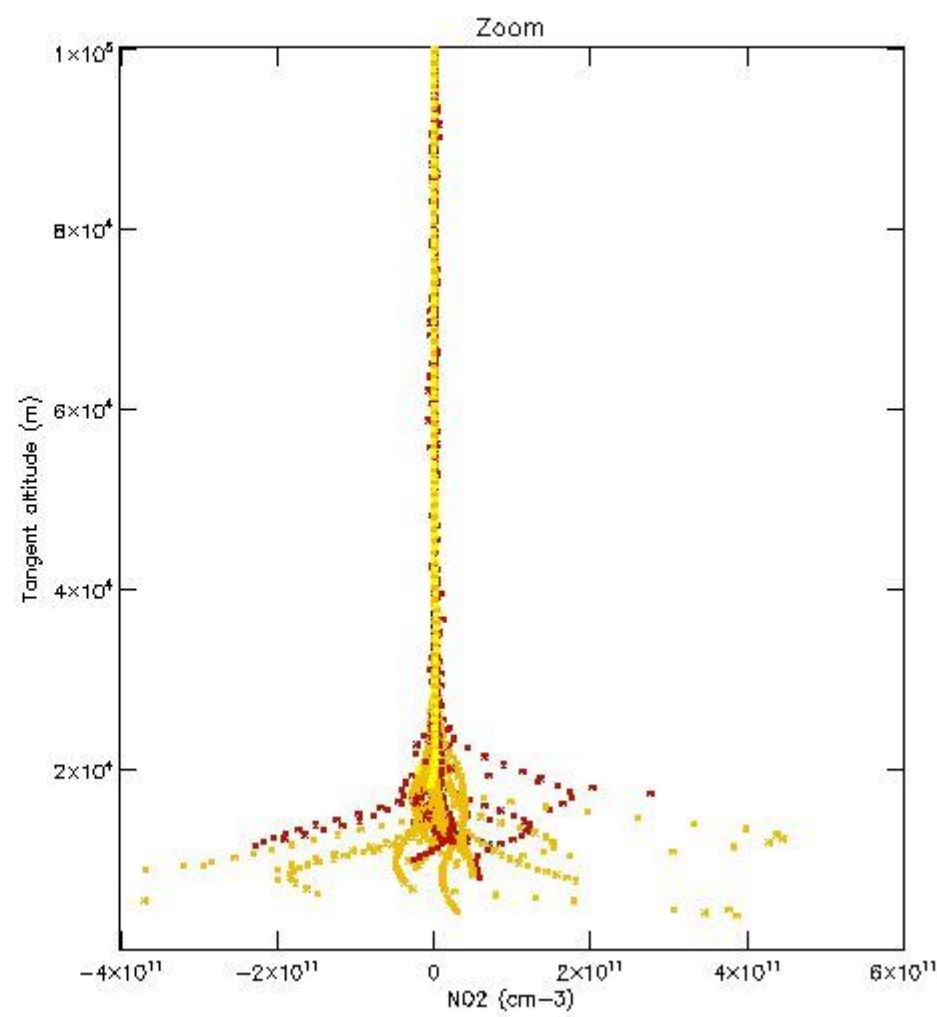
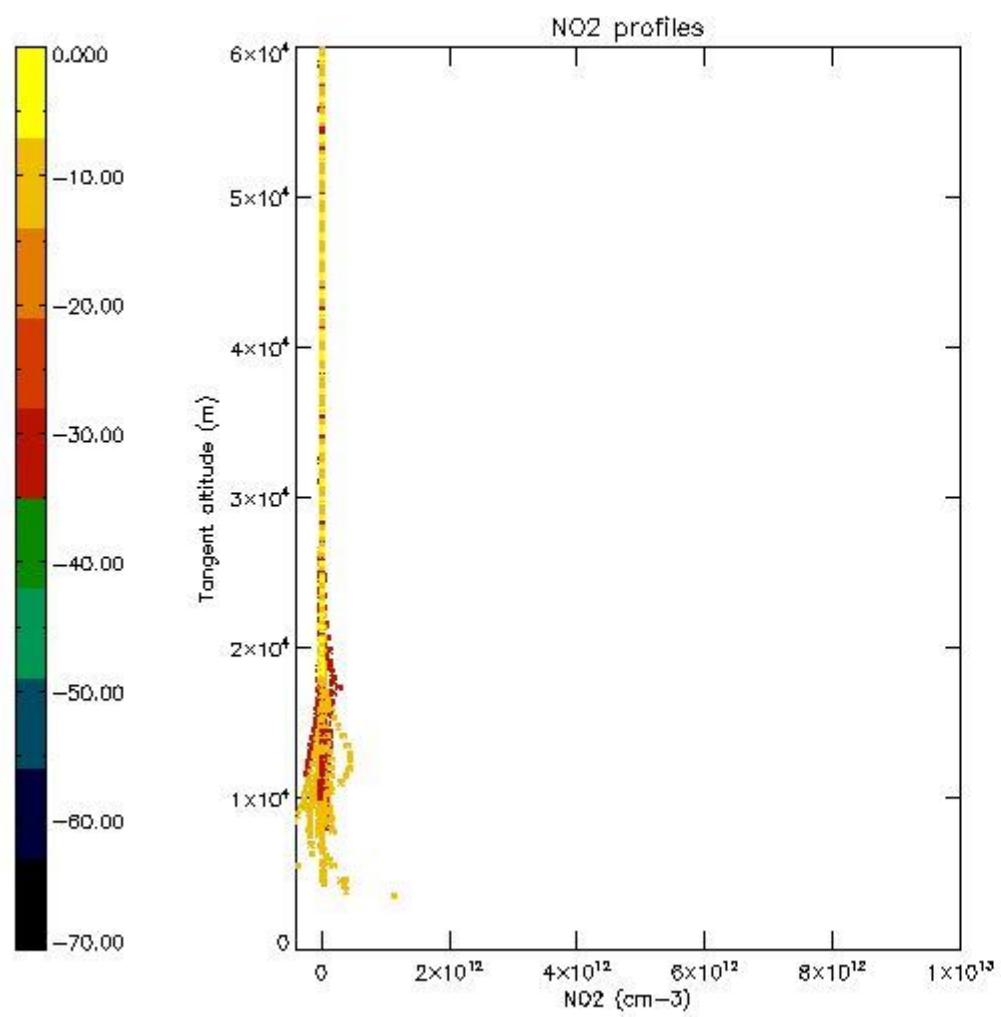
*5.5 Plot ozone profiles where STD < 5% (dark without errors)*

The colorbar represents the latitude.



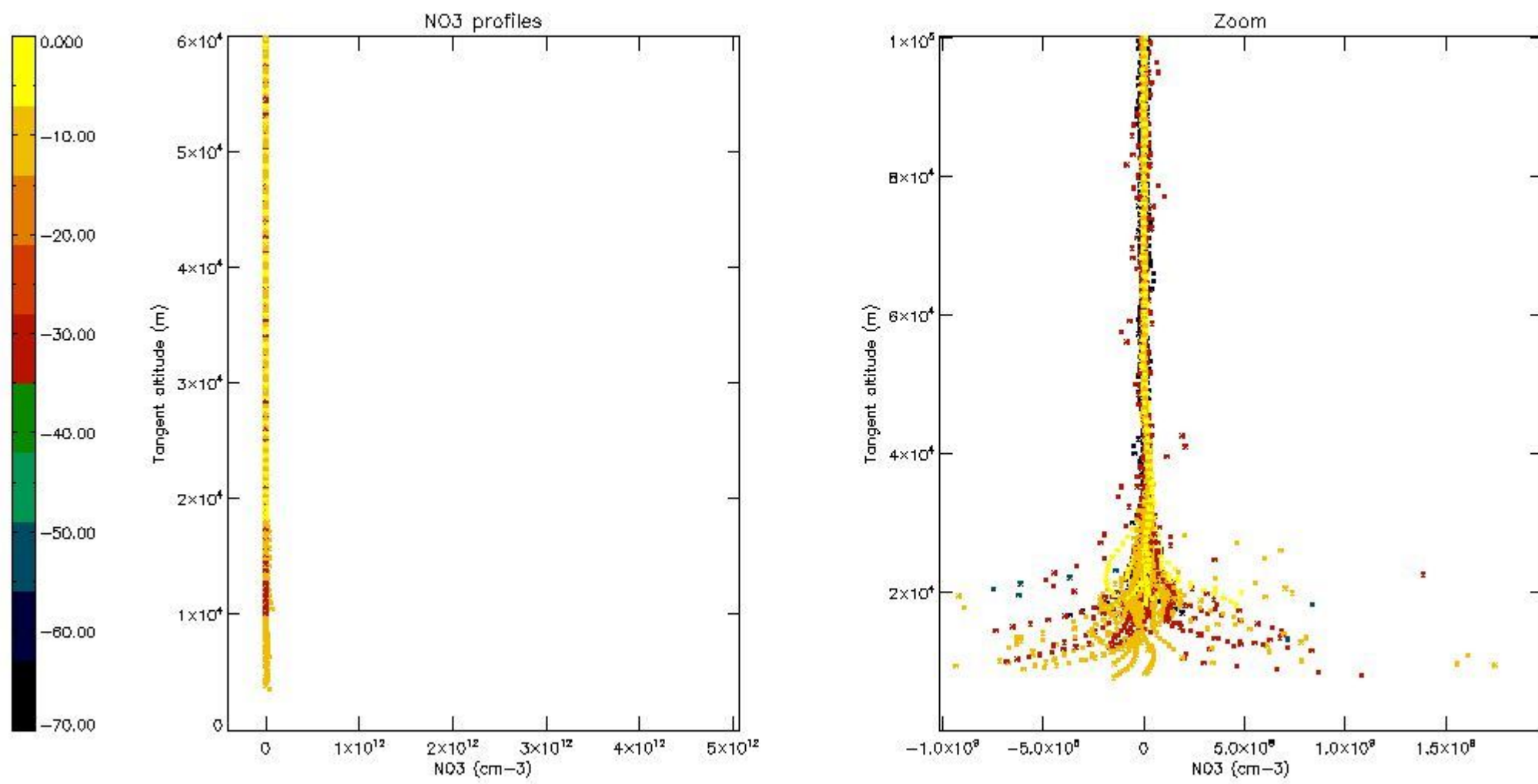
*5.6 Plot NO<sub>2</sub> profiles for all STD (dark without errors)*

The colorbar represents the latitude.



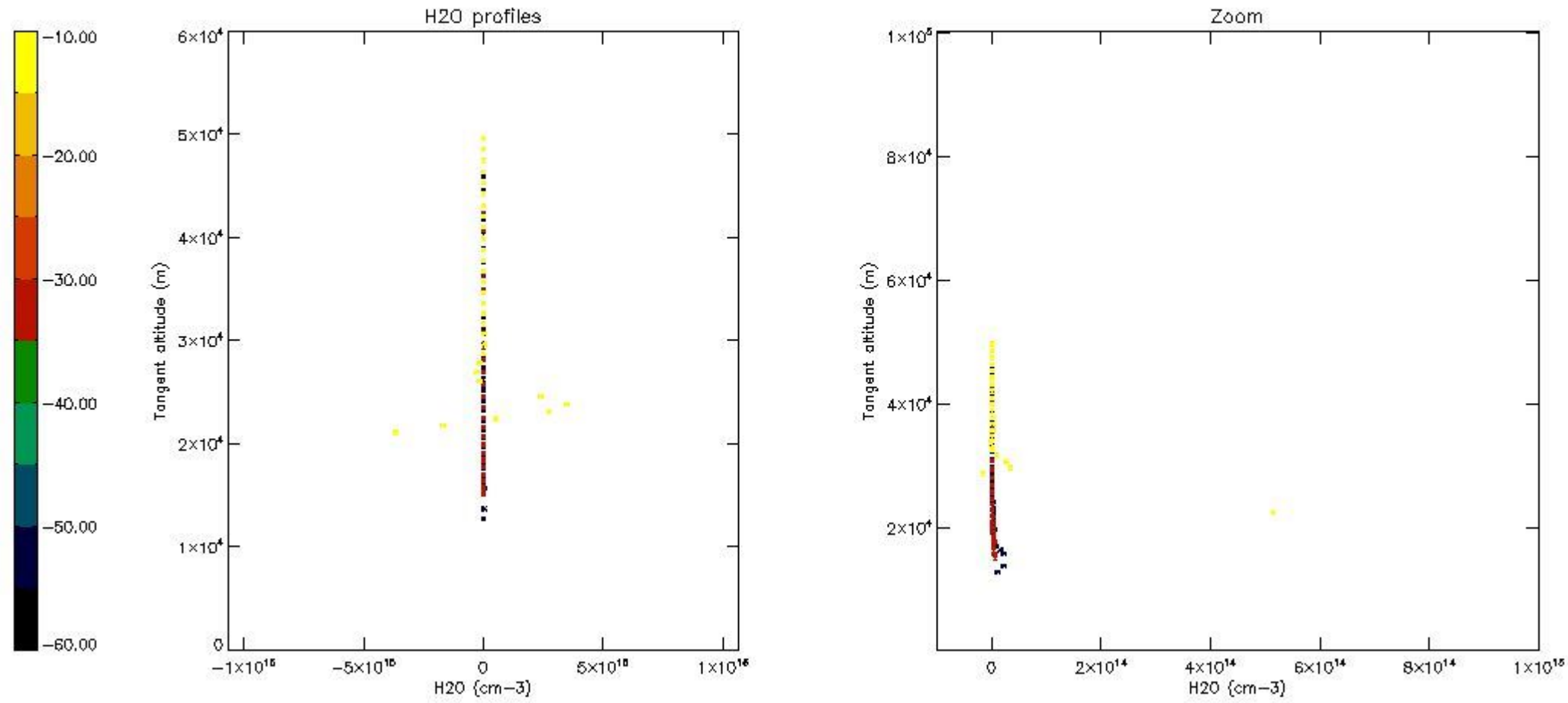
*5.7 Plot NO3 profiles for all STD (dark without errors)*

The colorbar represents the latitude.



*5.8 Plot H2O profiles for all STD (only for occultations of stars 1,2,3,4,13,14,16,26,63 dark without errors)*

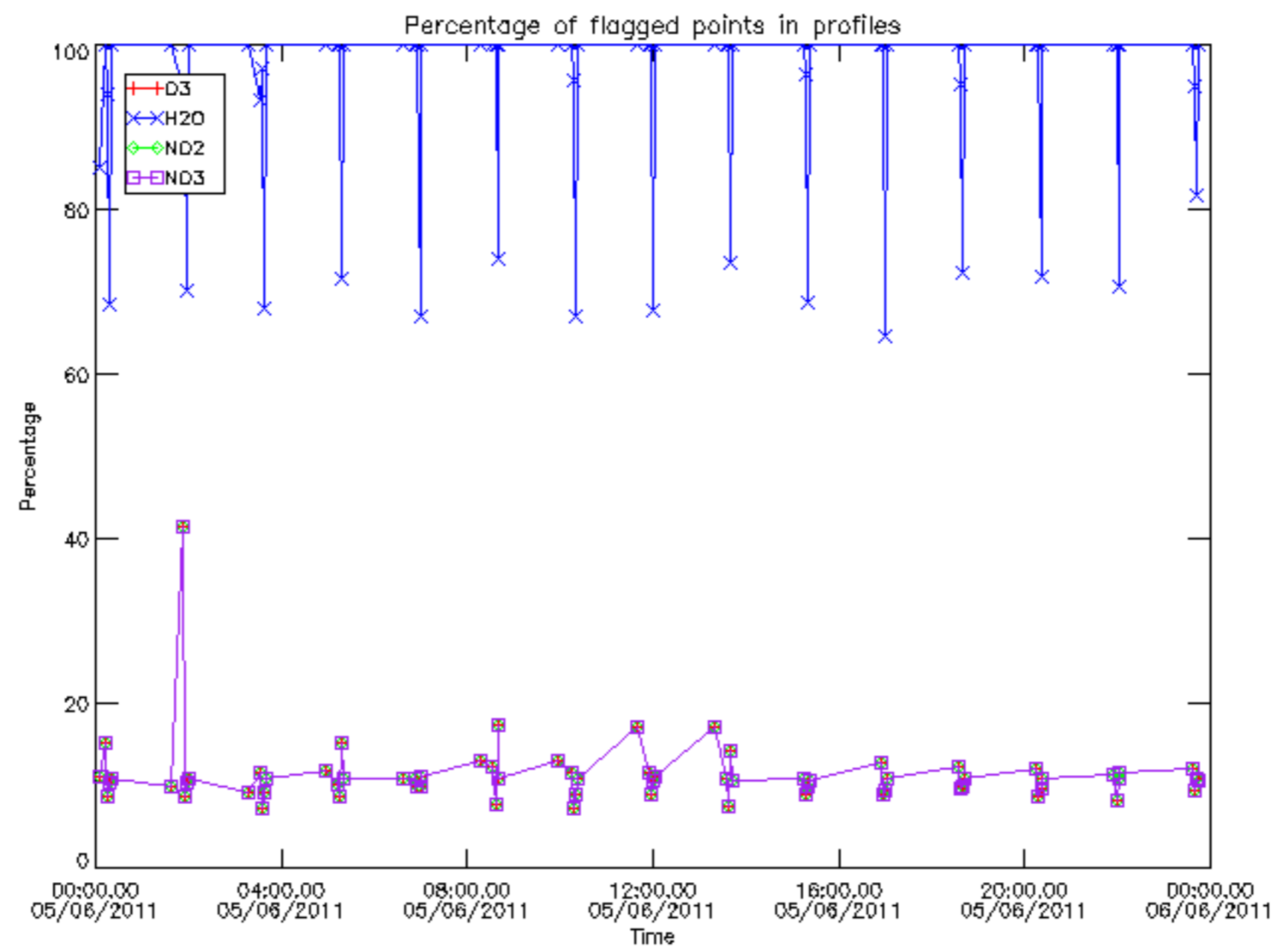
The colorbar represents the latitude.



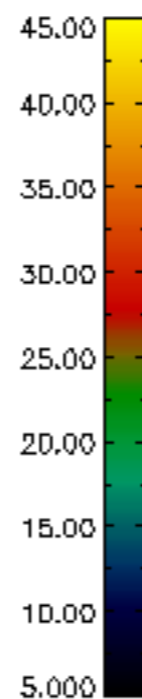
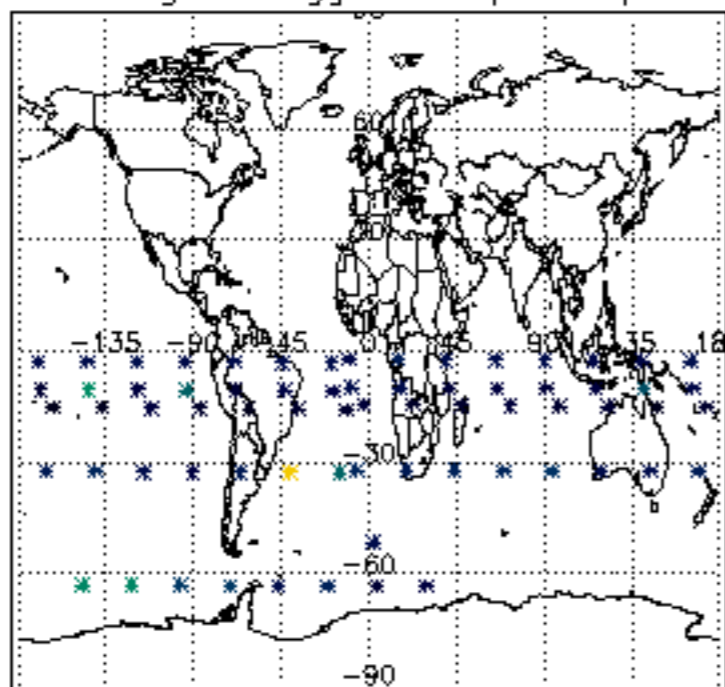
## 6. Auxiliary Data Files used for the production reported in section 2

The number reported in the third column indicates since which file (see list in section 2) the corresponding auxiliary file has been used. The fourth column is the date of those product files.

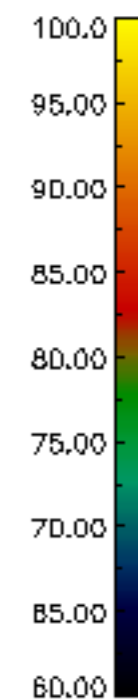
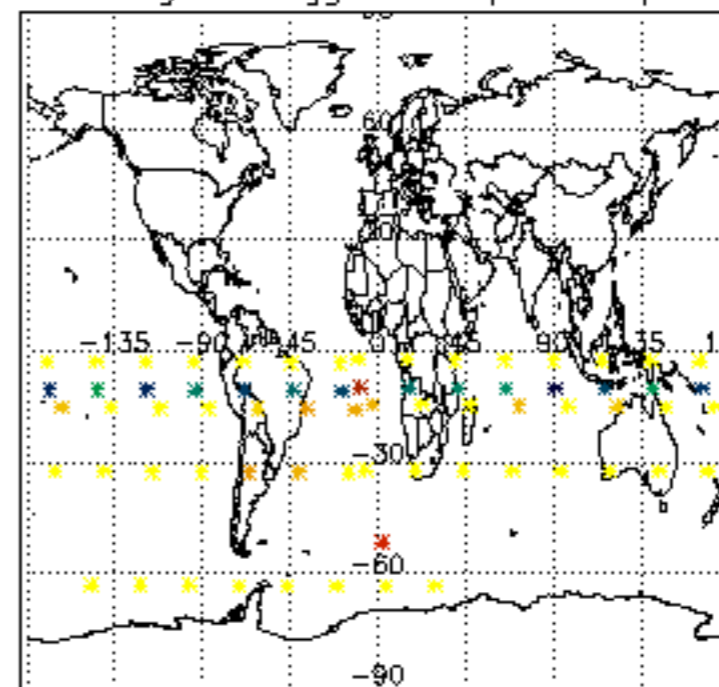
Type	Auxiliary Filename	Used since product	Used since product date
INST_PHYS_CHARACTERISTICS	GOM_INS_AXVIEC20091111_143220_20030716_120000_20500101_000000	1	05-JUN-2011 00:05:52
LEVEL-2_PROC_CONFIG	GOM_PR2_AXVIEC20091111_152718_20020301_000000_20500101_000000	1	05-JUN-2011 00:05:52
CROSS_SECTIONS_FILE	GOM_CRS_AXVIEC20091111_154832_20020301_000000_20500101_000000	1	05-JUN-2011 00:05:52



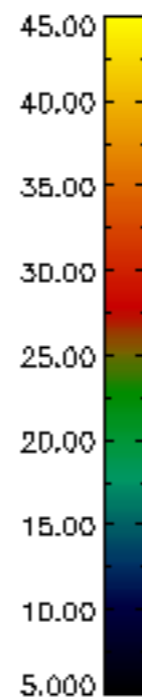
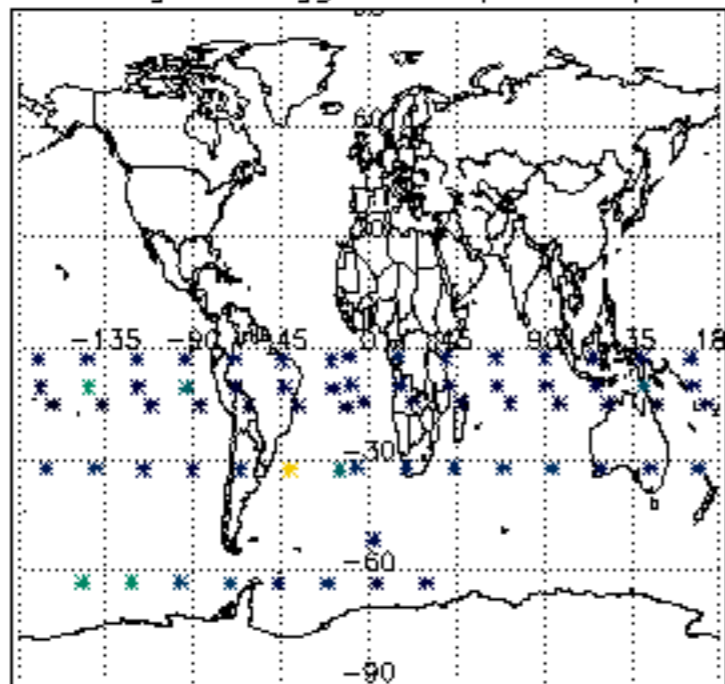
Percentage of flagged data per D3 profile



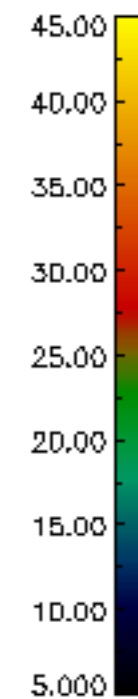
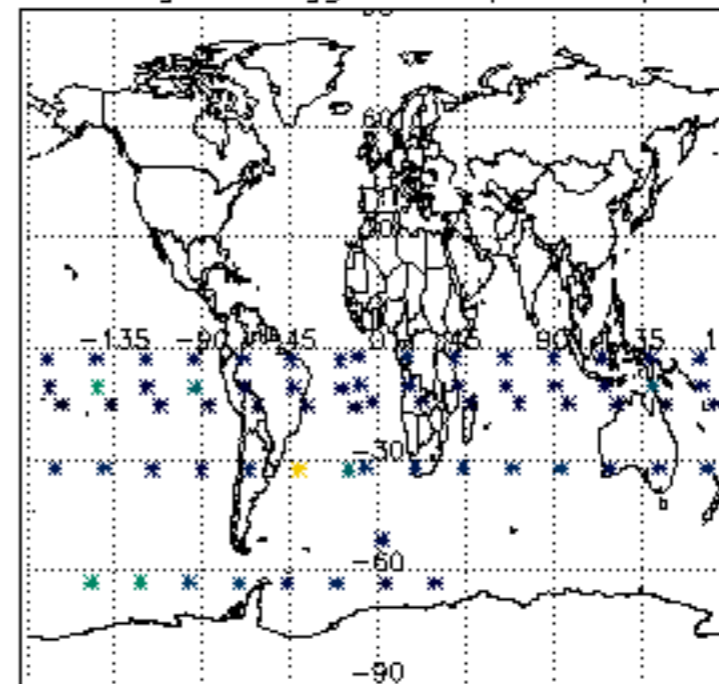
Percentage of flagged data per H2O profile



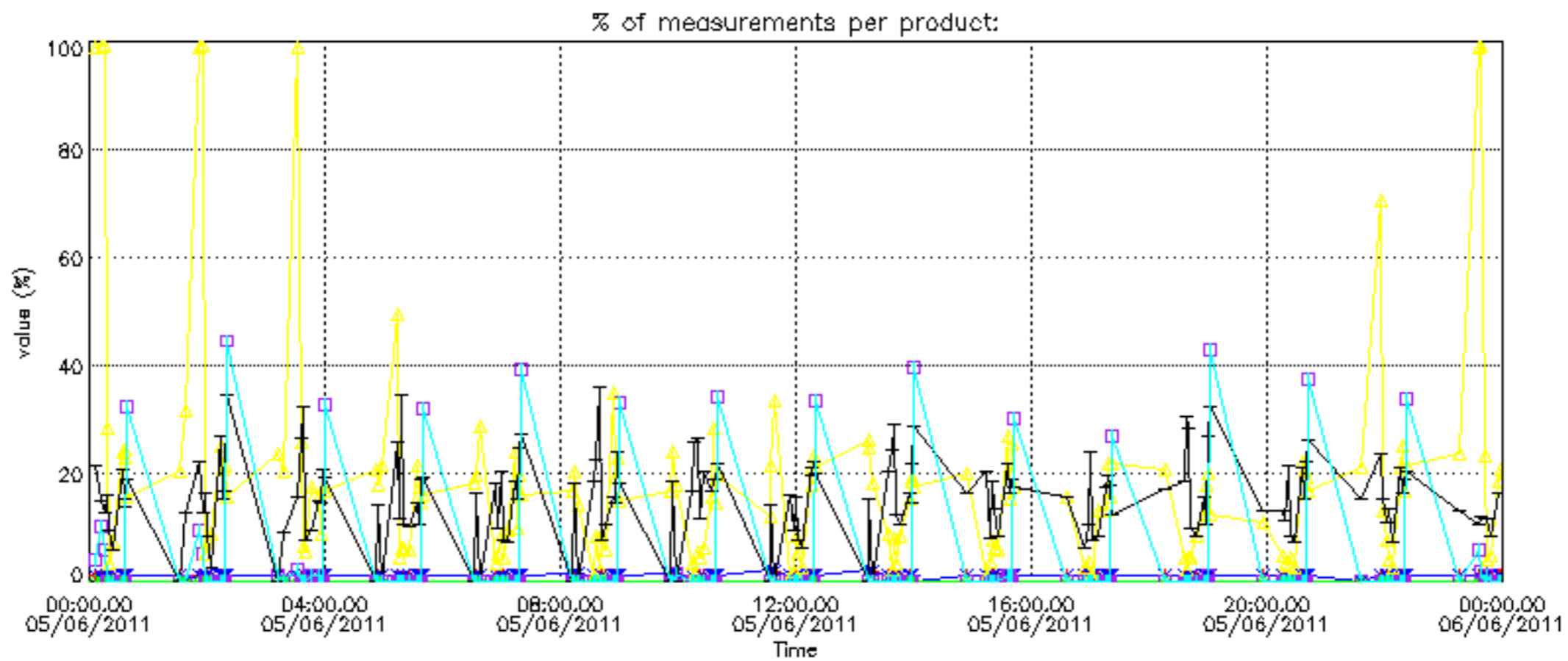
Percentage of flagged data per NO2 profile

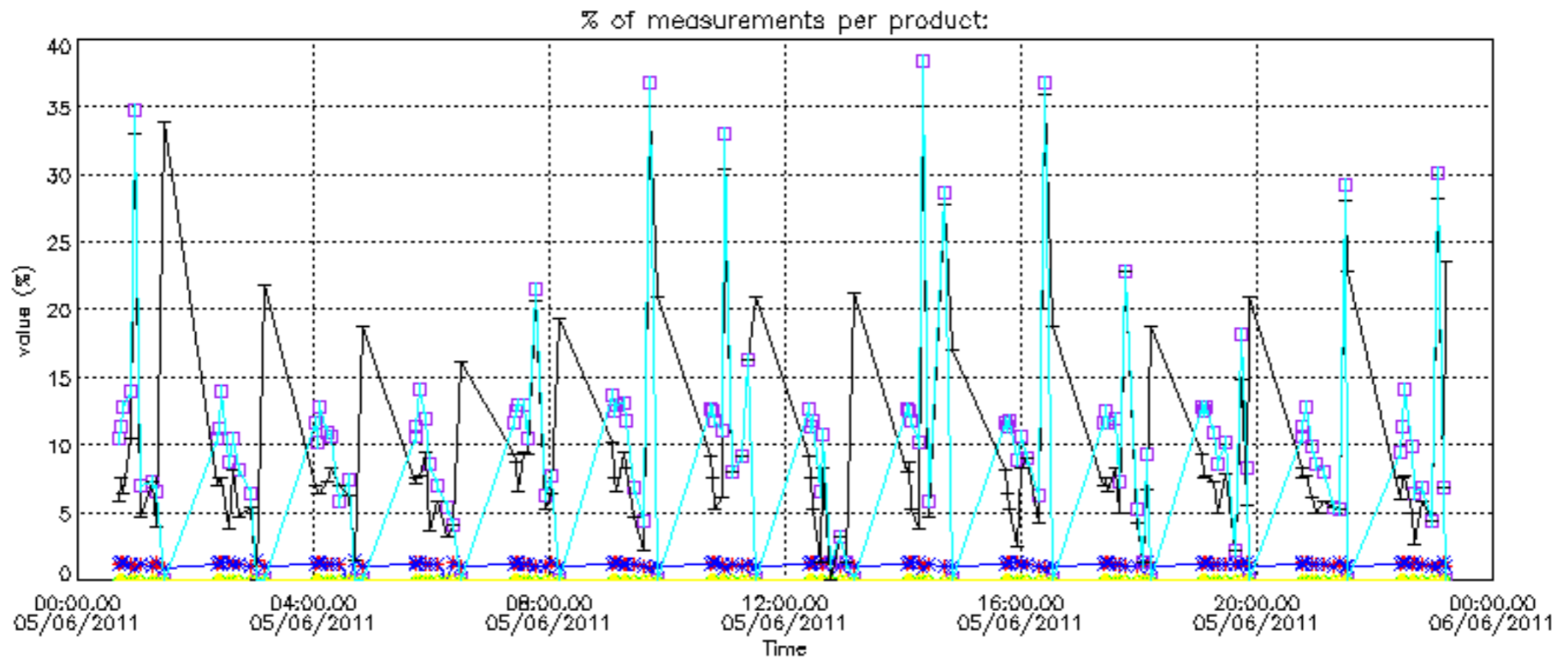


Percentage of flagged data per NO3 profile

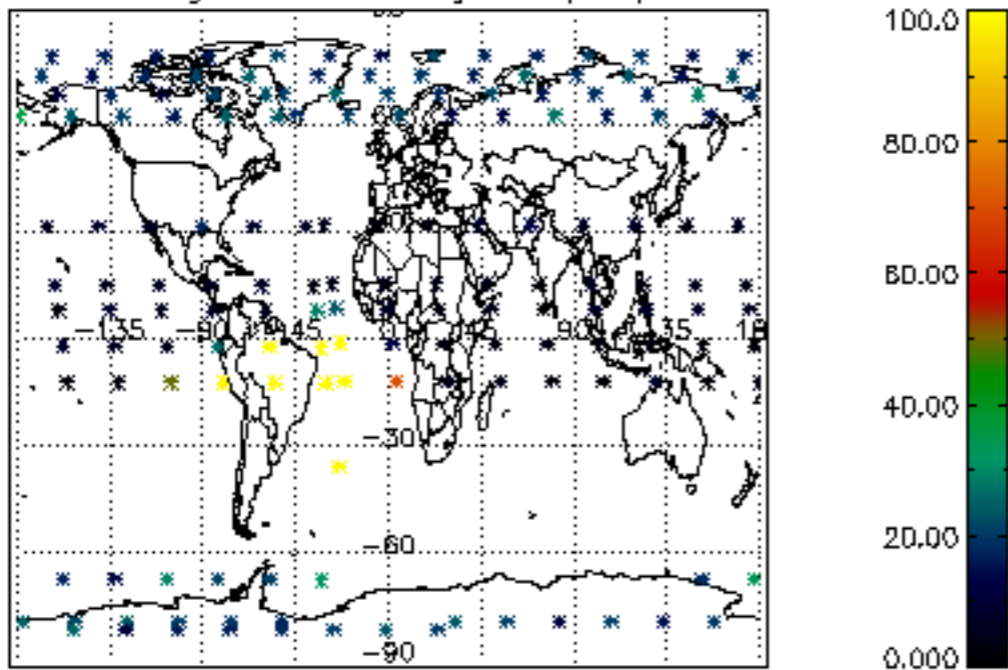




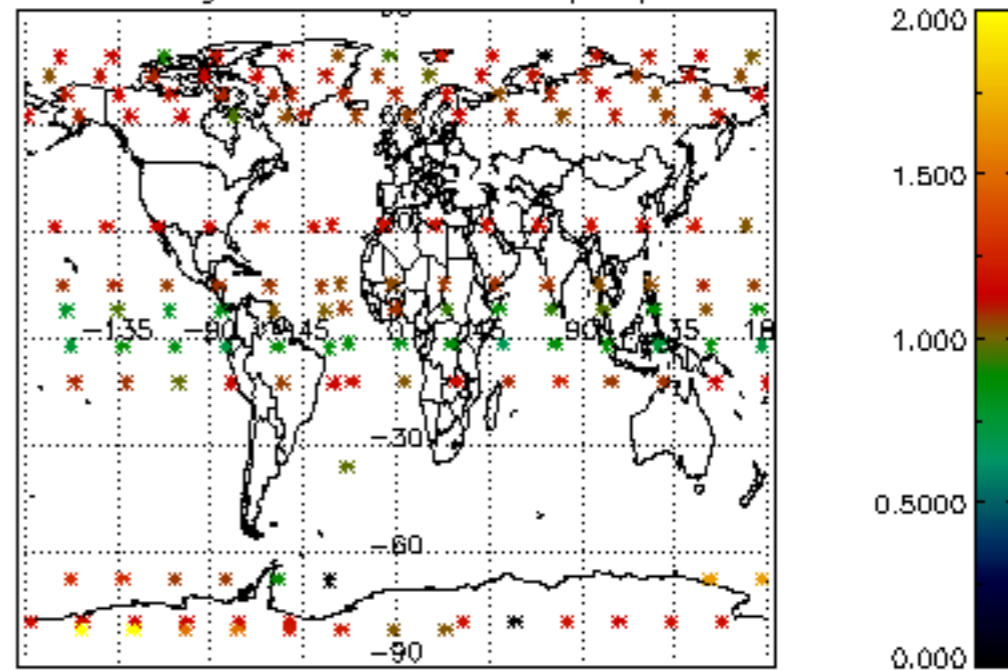




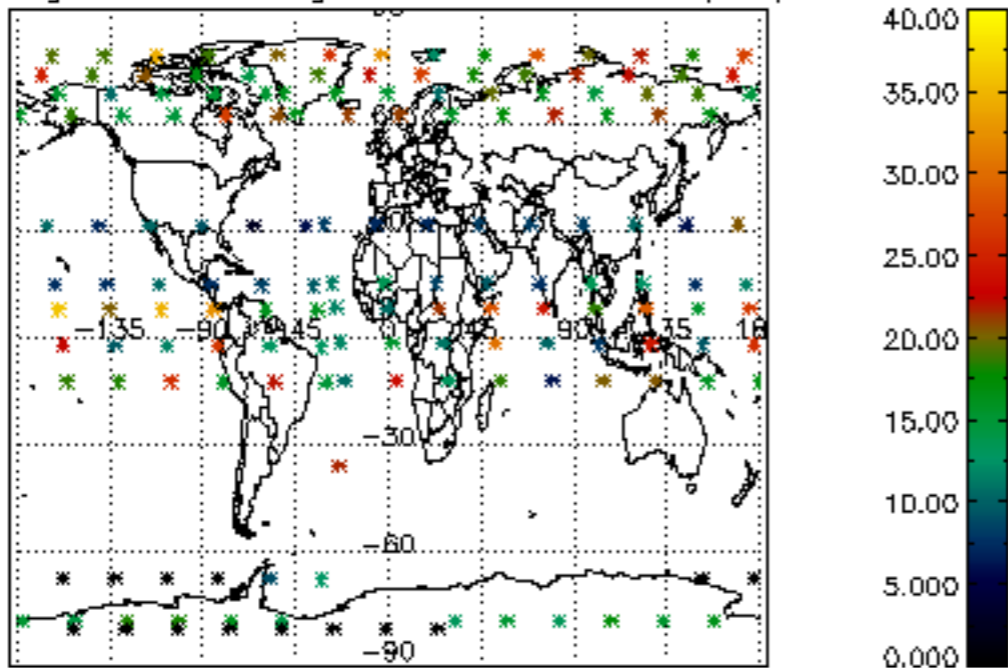
Percentage of cosmic ray hits per profile



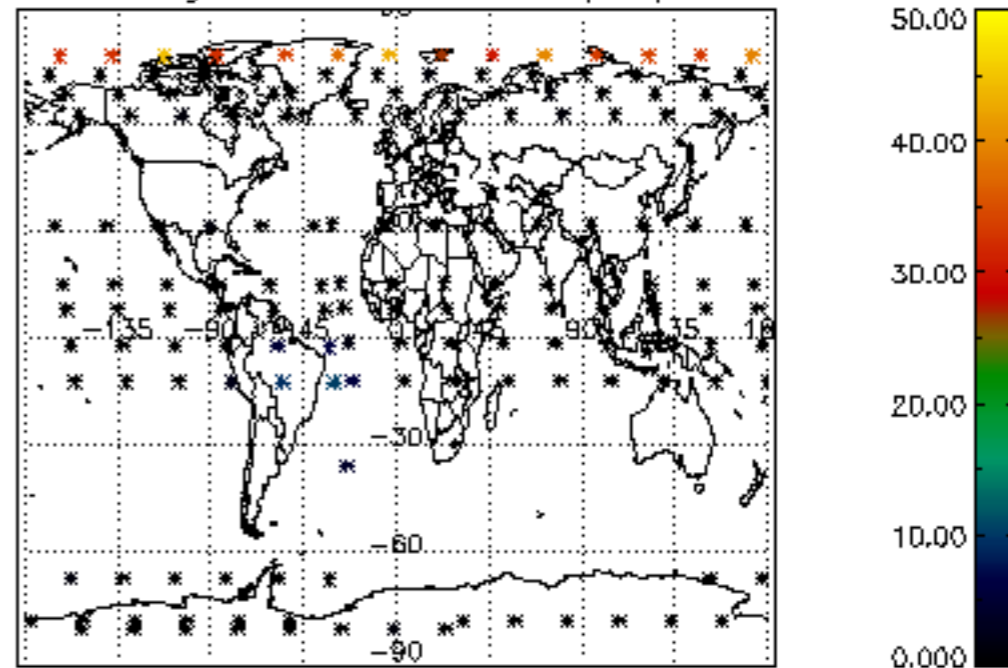
Percentage of datation errors per profile



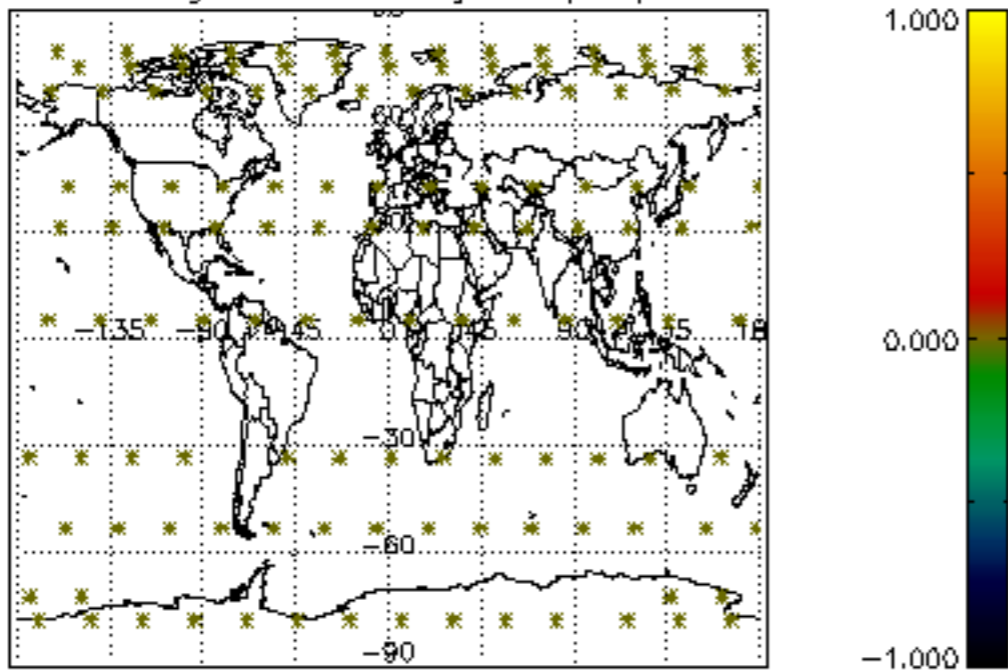
Percentage of star falling outside central band per profile



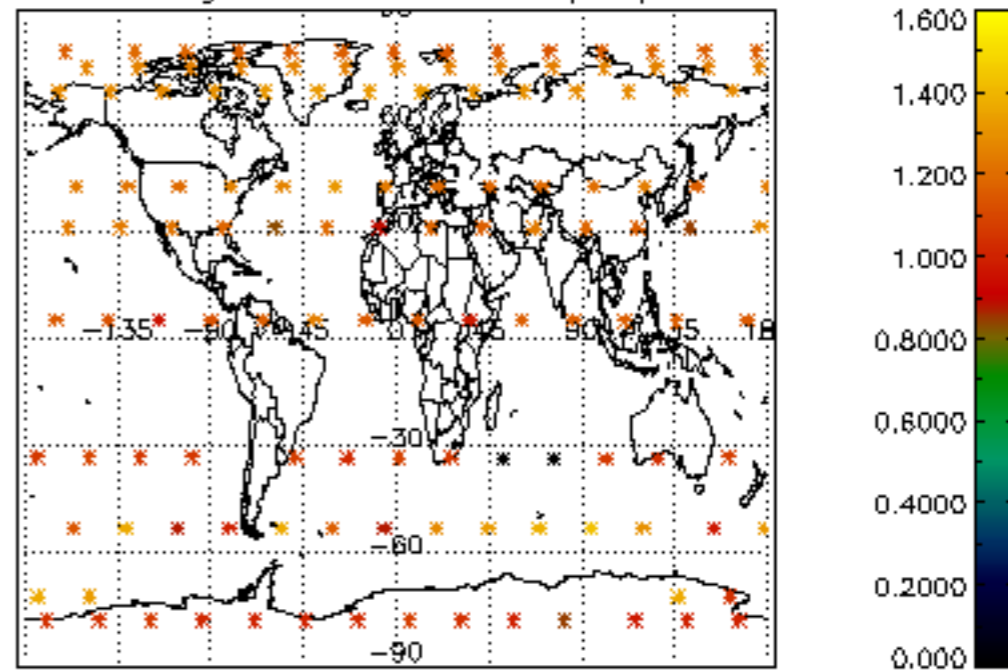
Percentage of saturation errors per profile



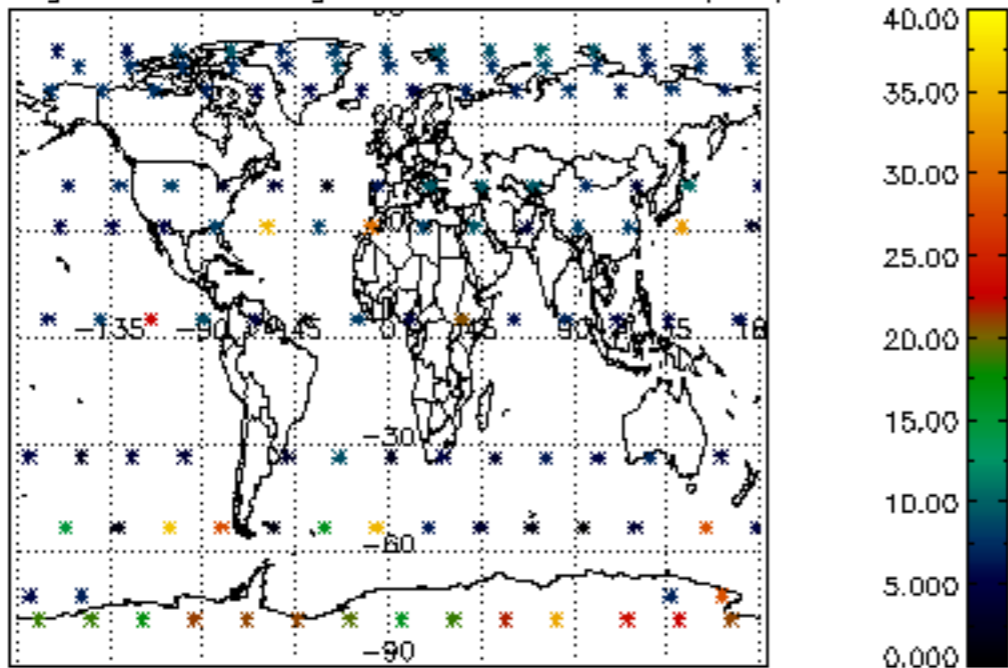
Percentage of cosmic ray hits per profile



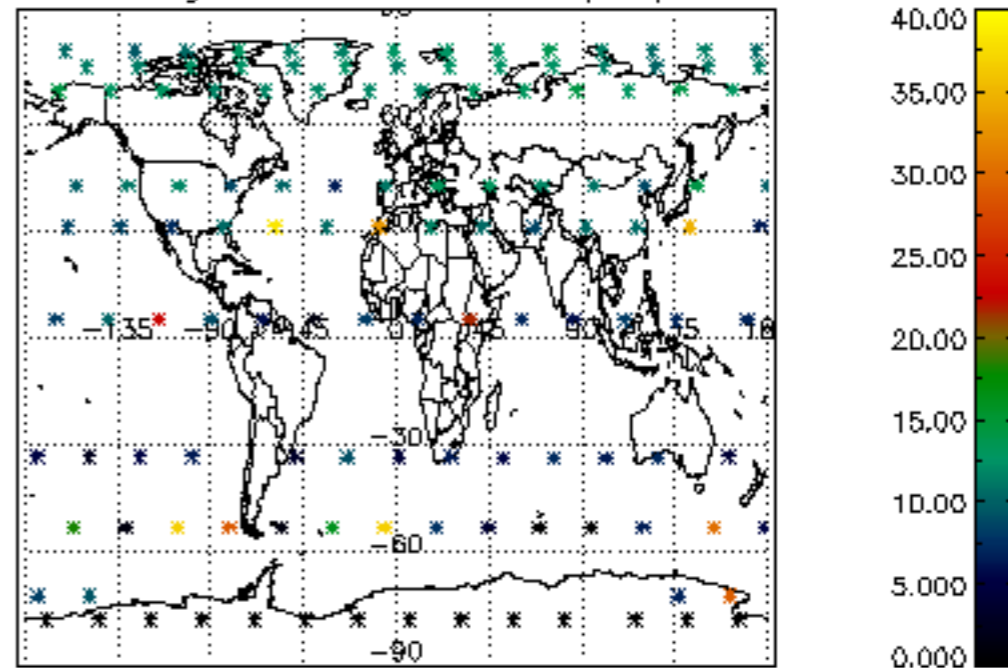
Percentage of datation errors per profile

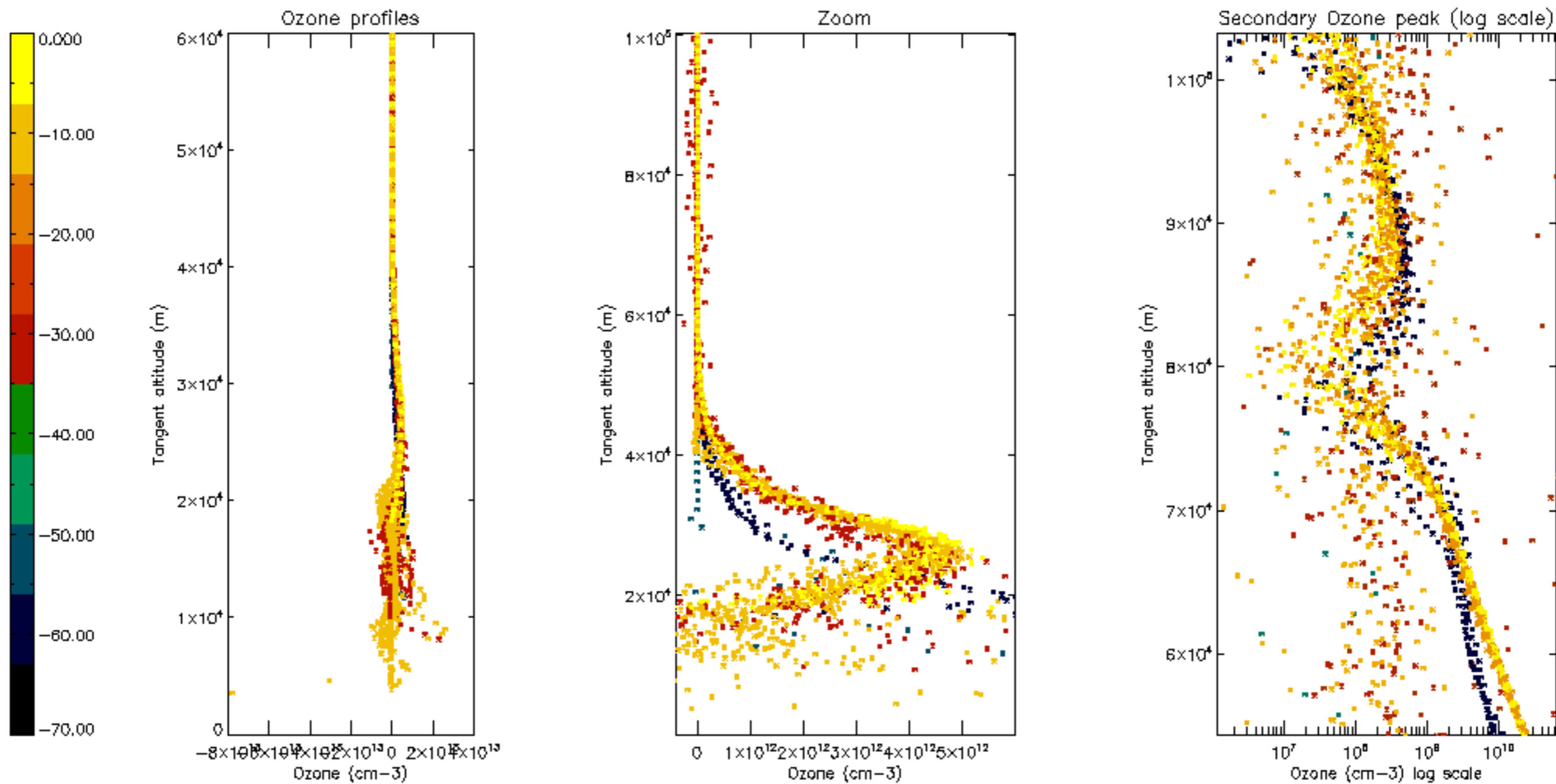


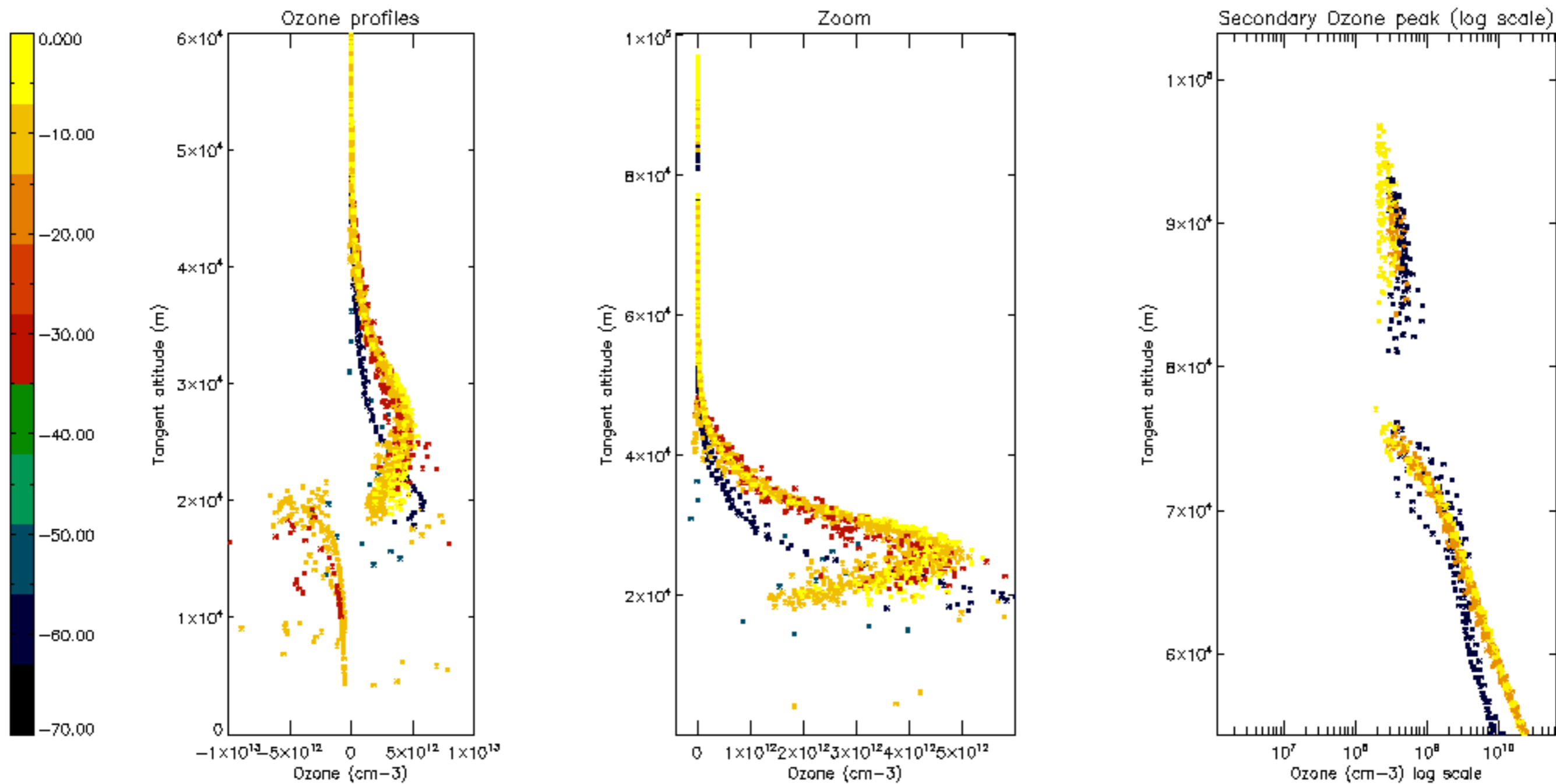
Percentage of star falling outside central band per profile

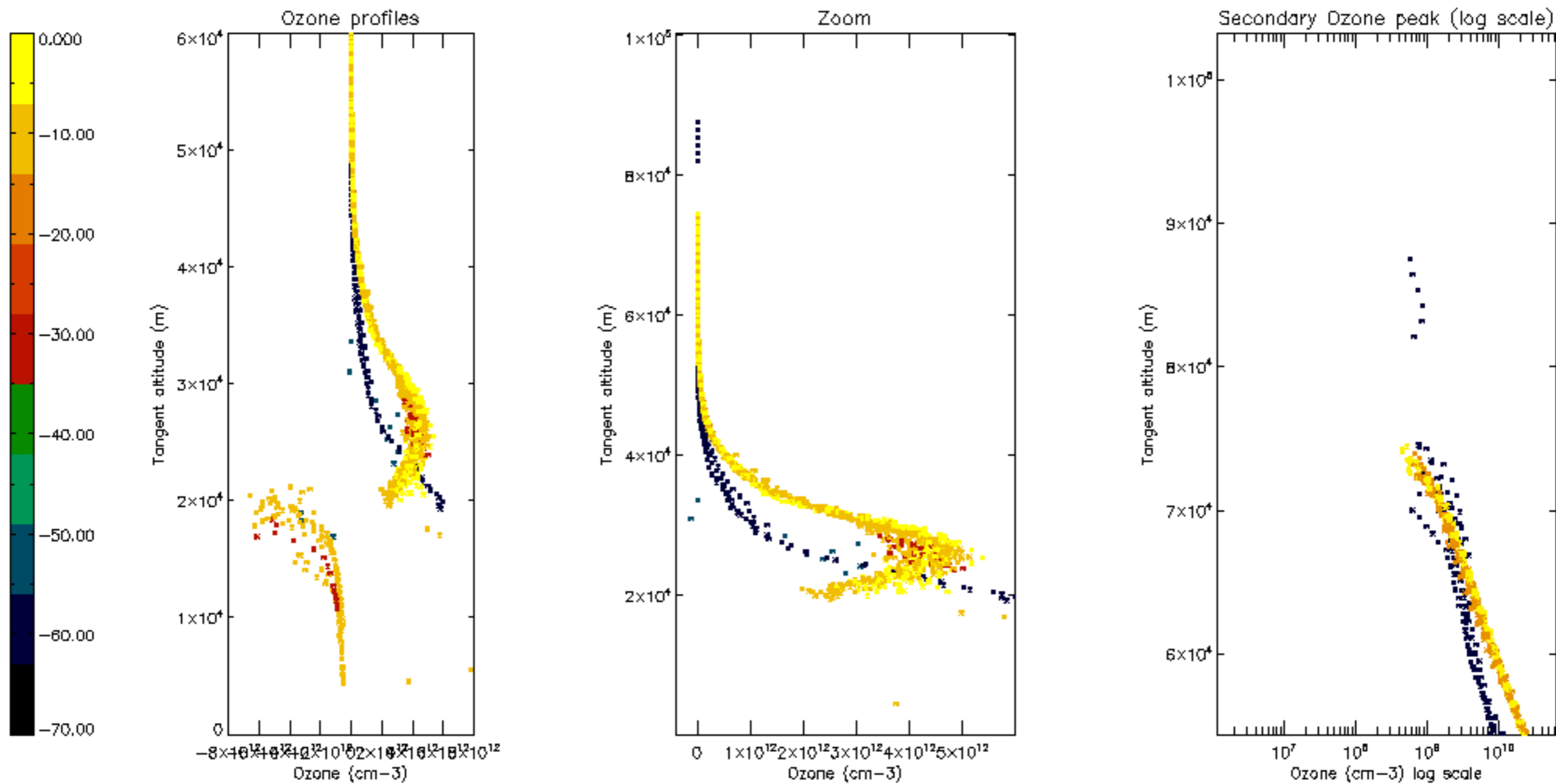


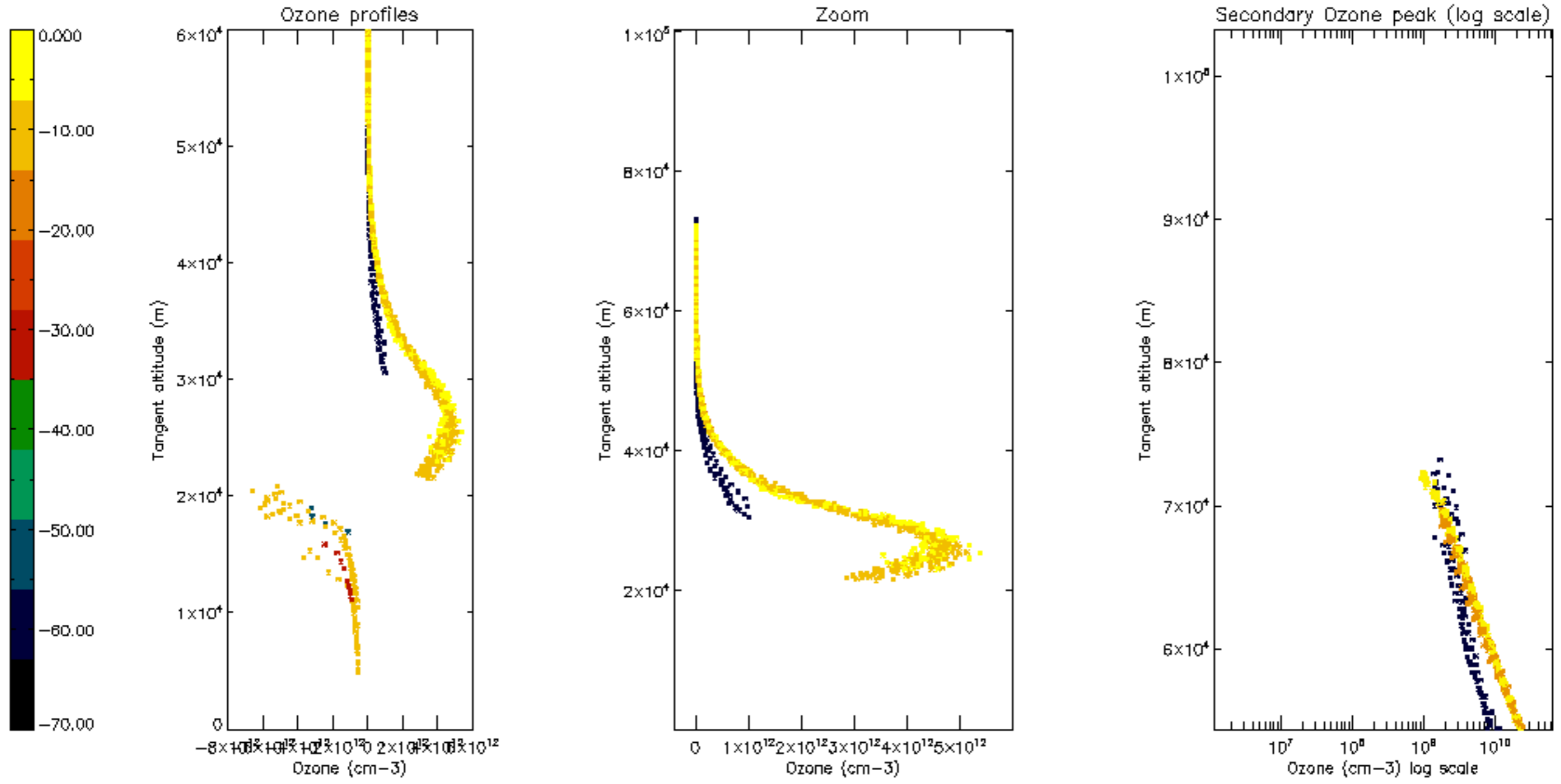
Percentage of saturation errors per profile



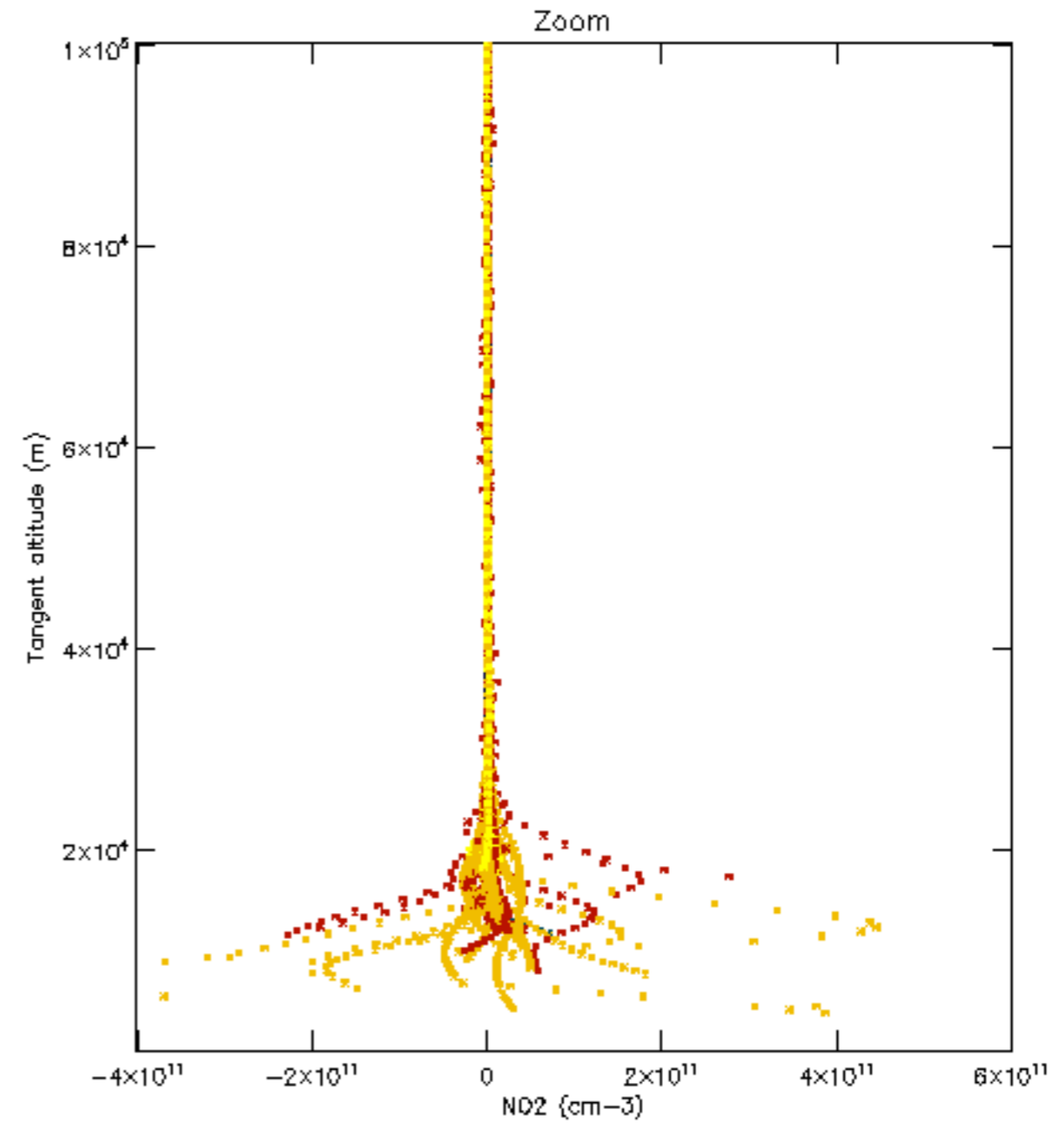
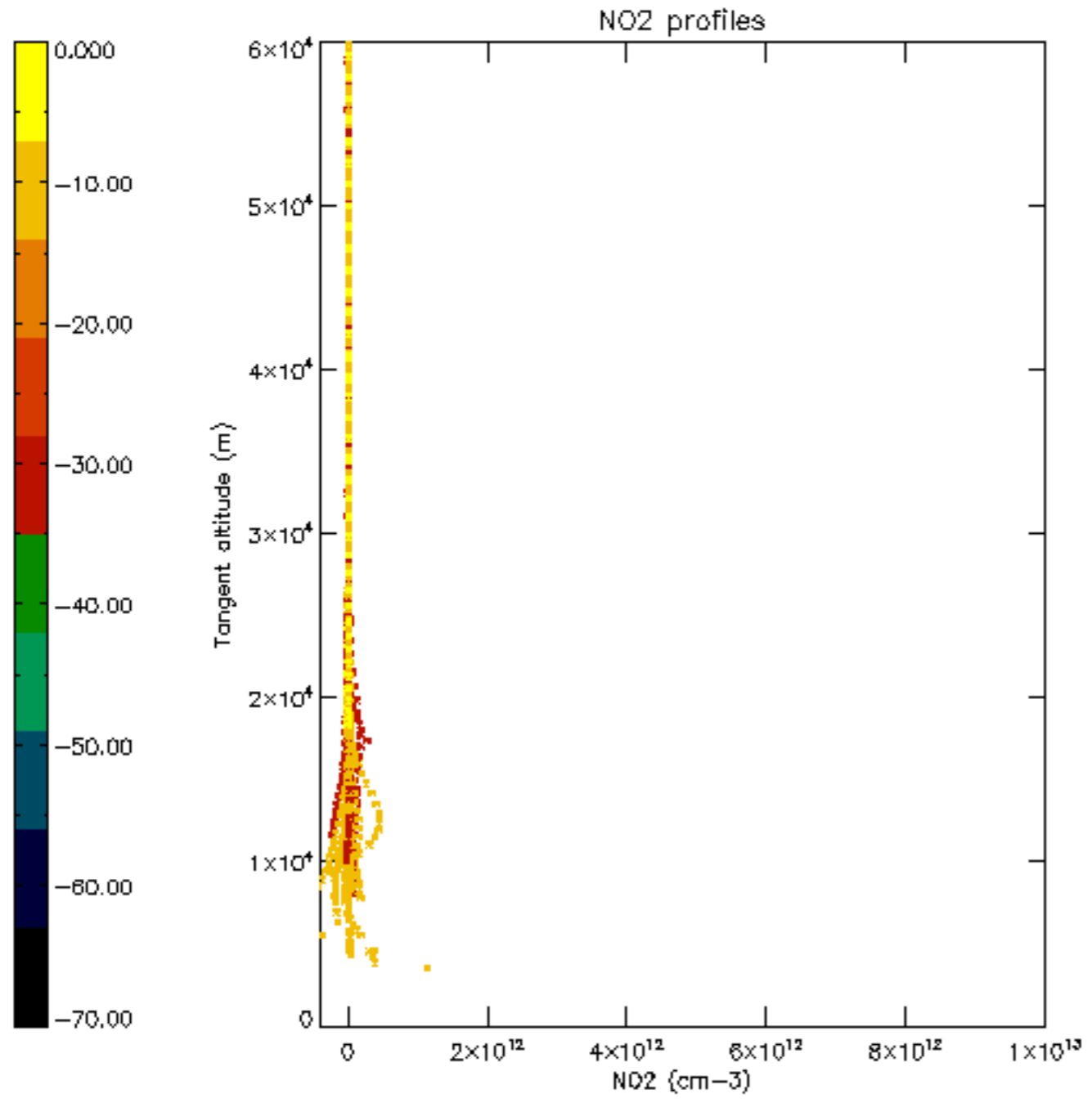


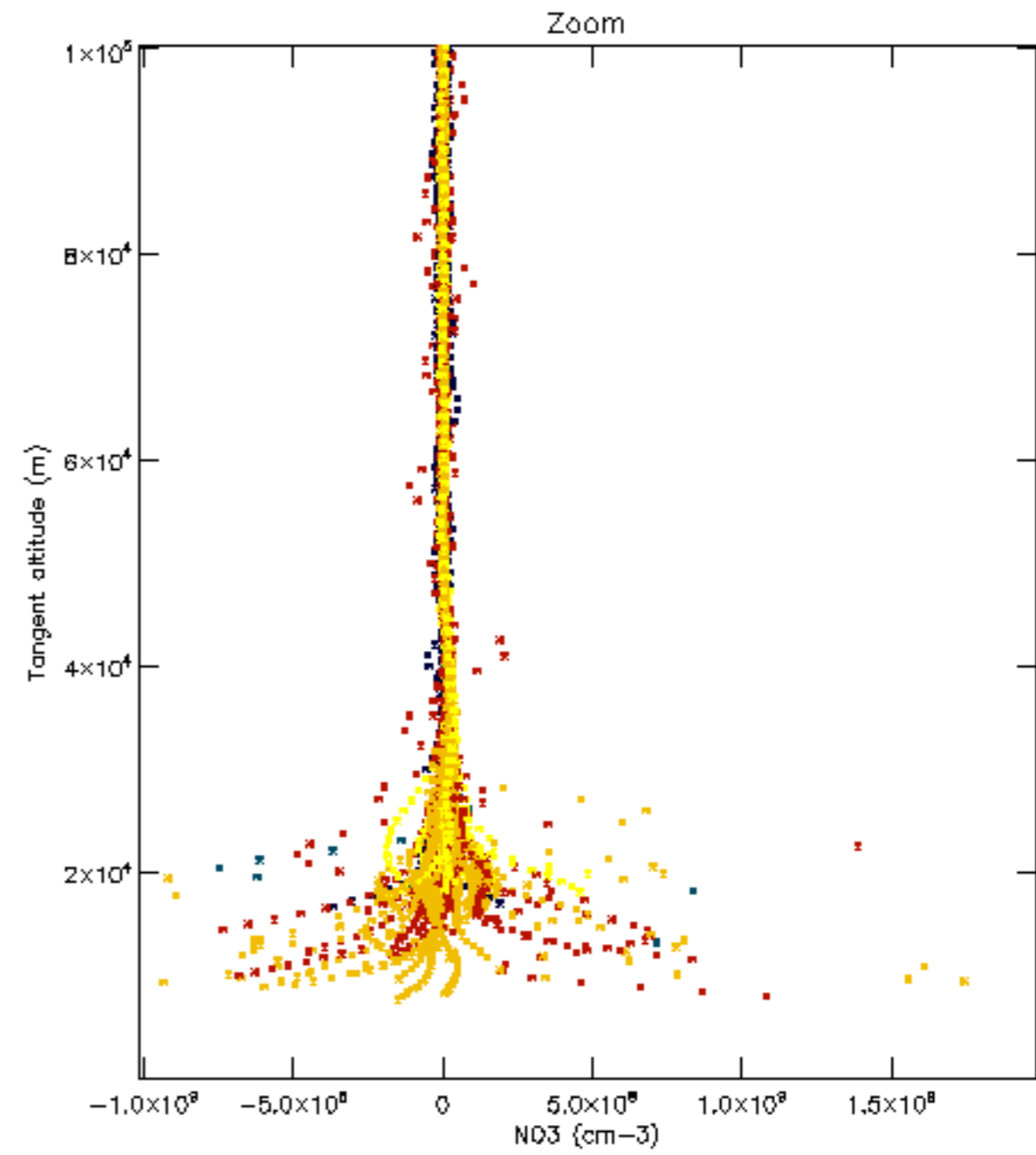
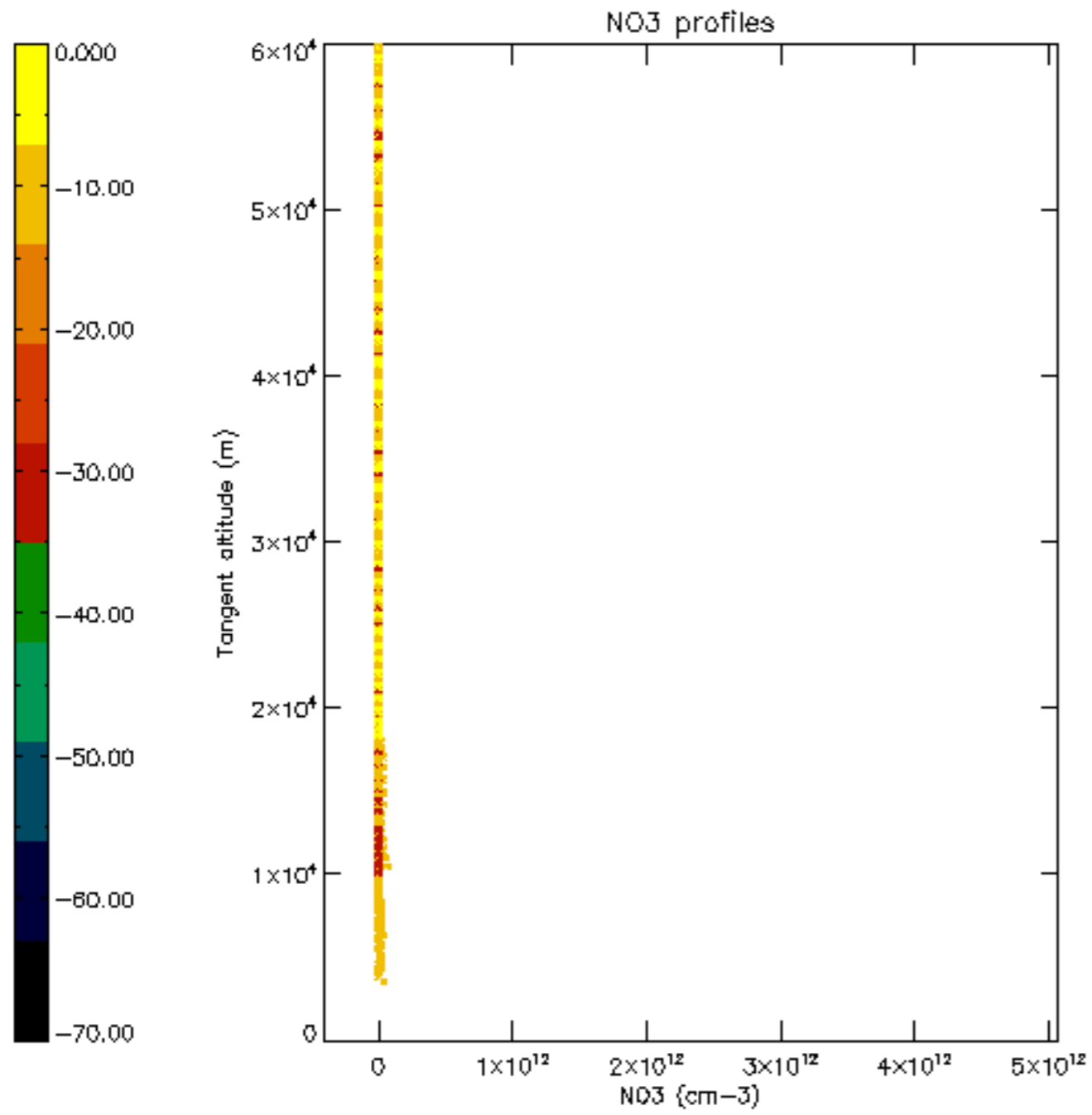


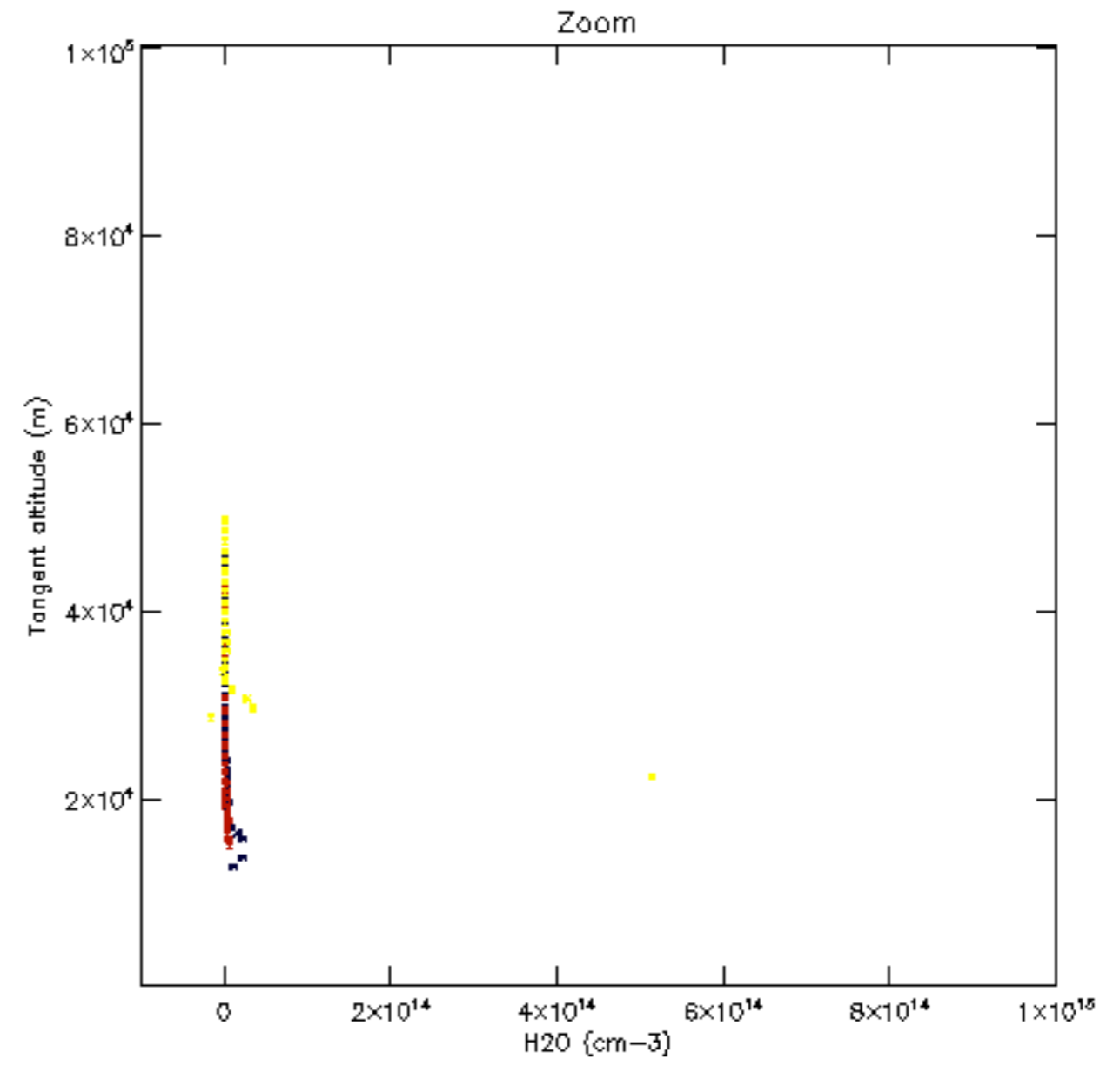
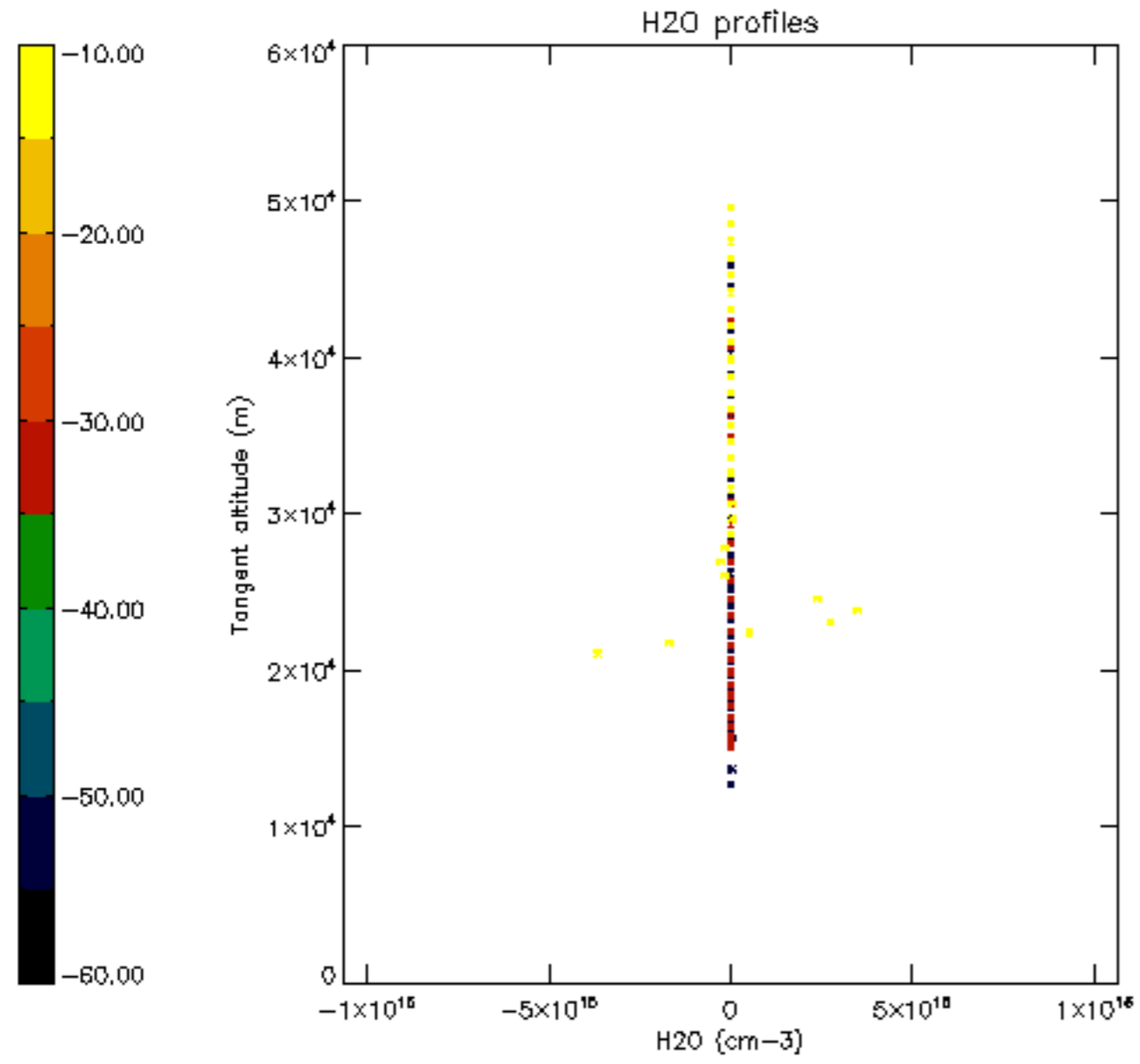


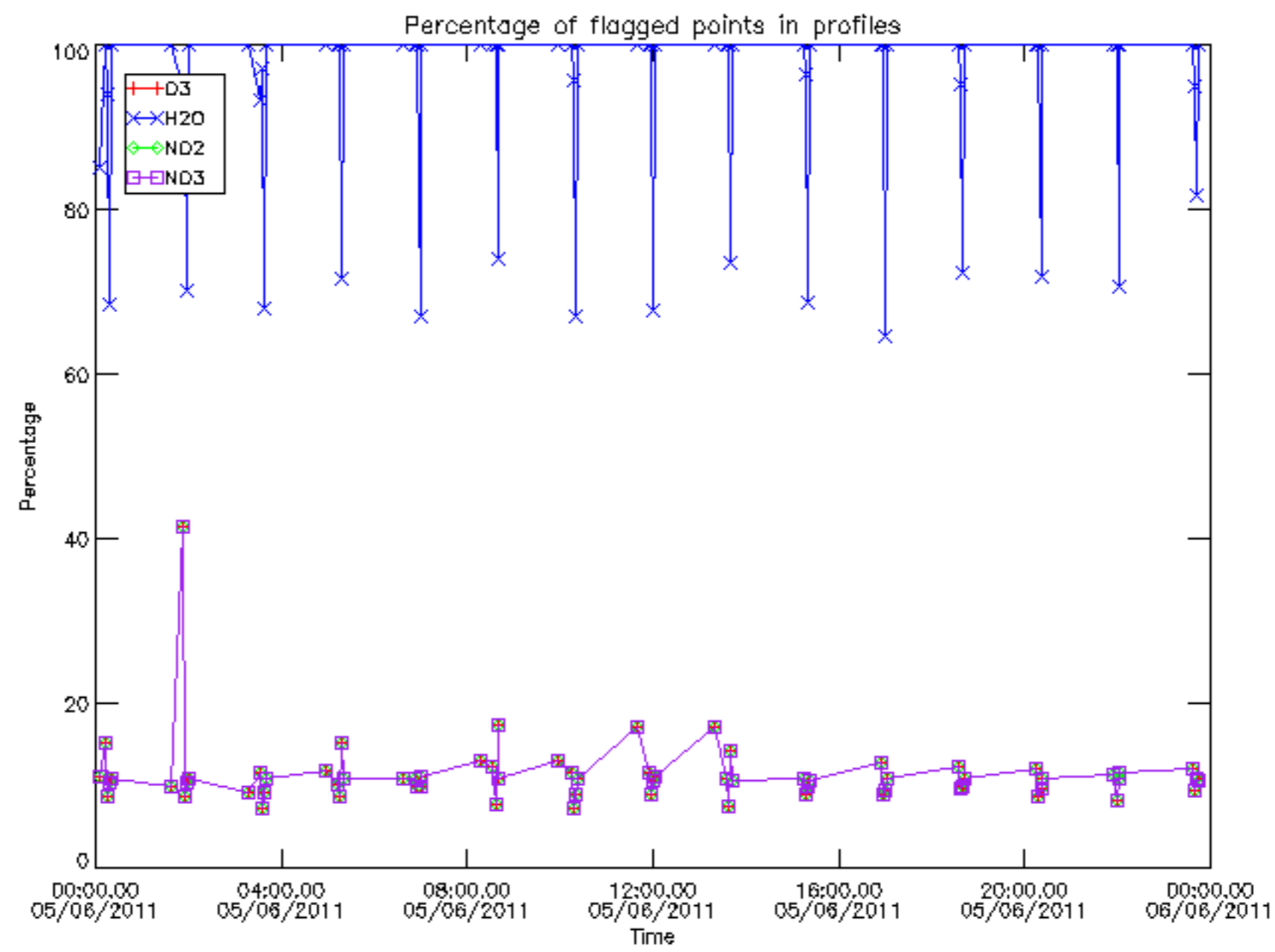




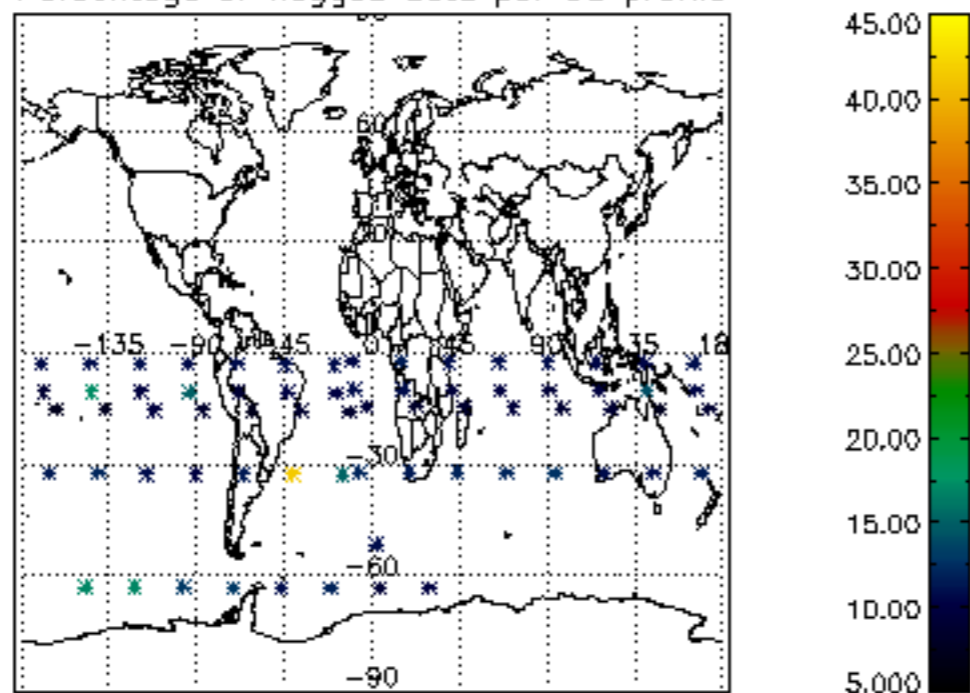




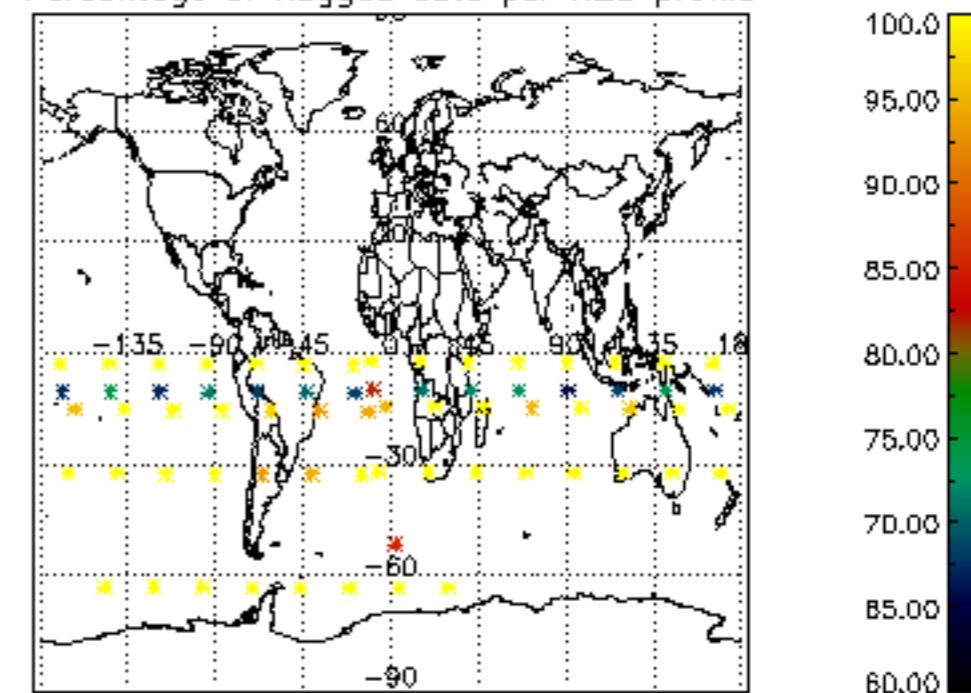




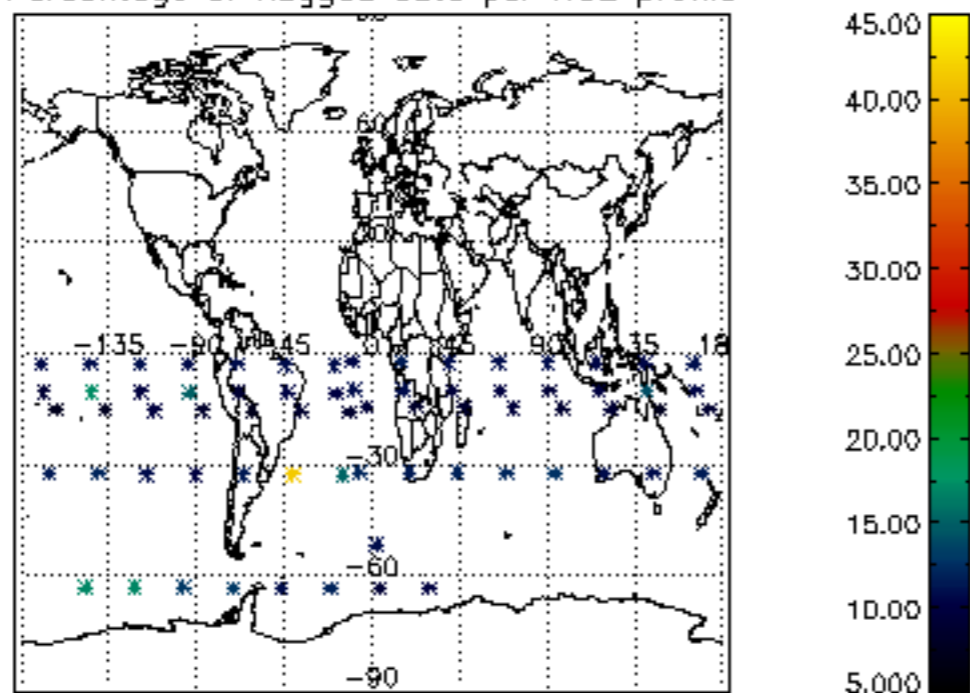
Percentage of flagged data per D3 profile



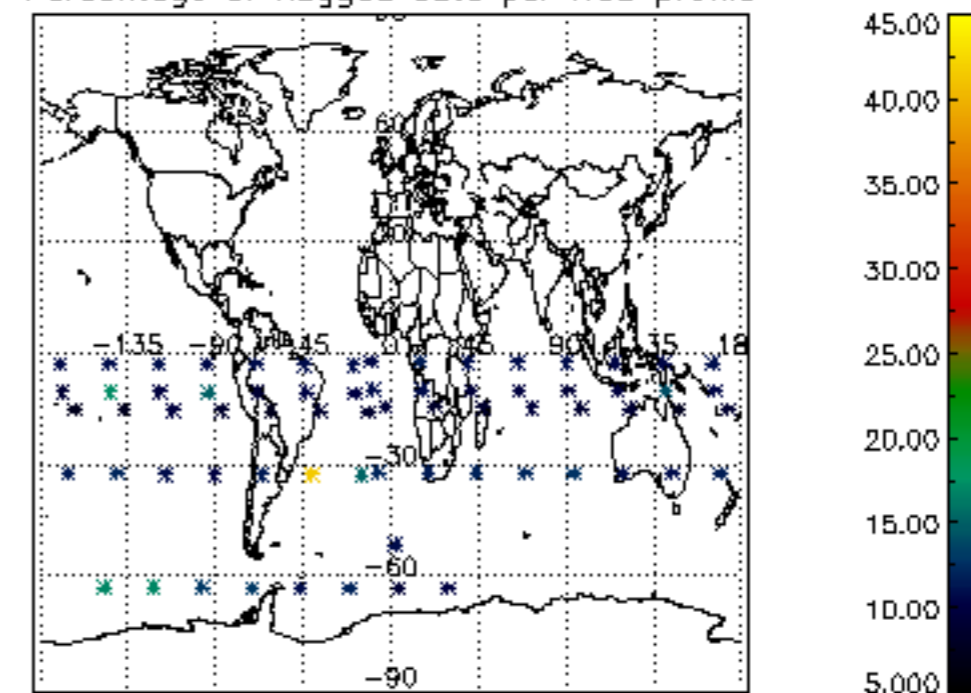
Percentage of flagged data per H2O profile

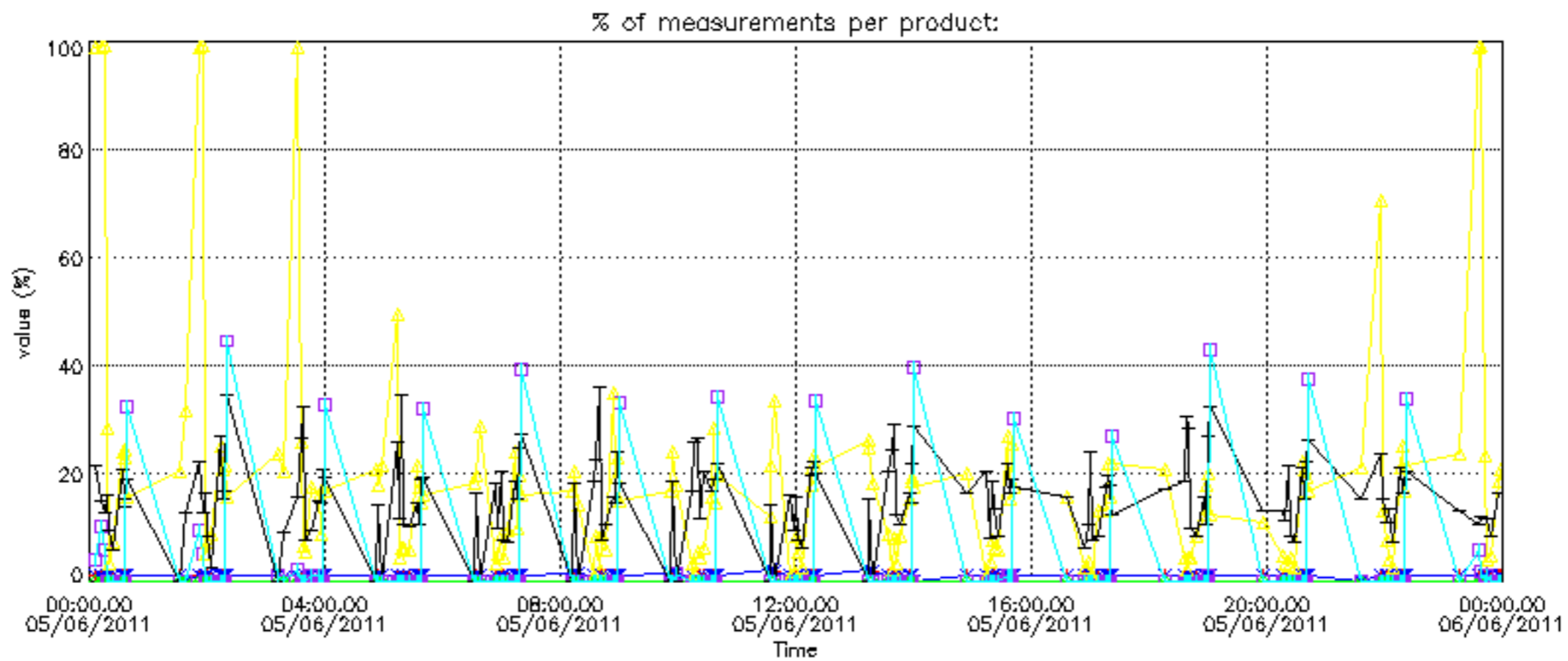


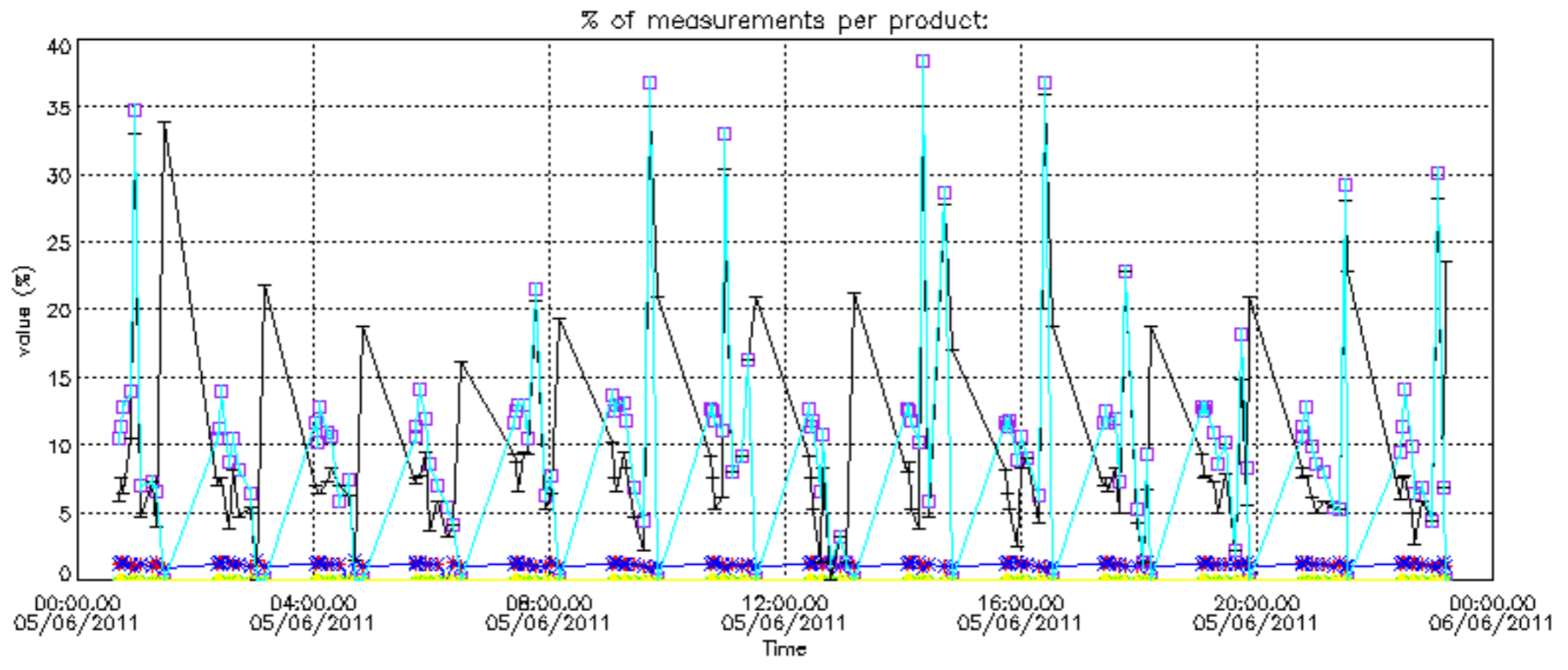
Percentage of flagged data per NO2 profile



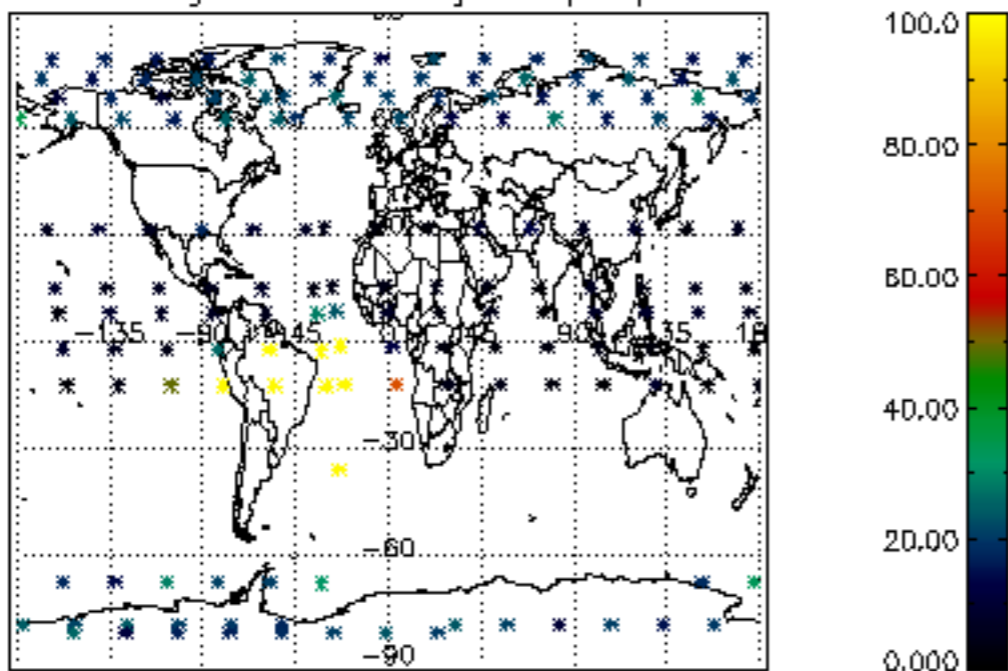
Percentage of flagged data per NO3 profile



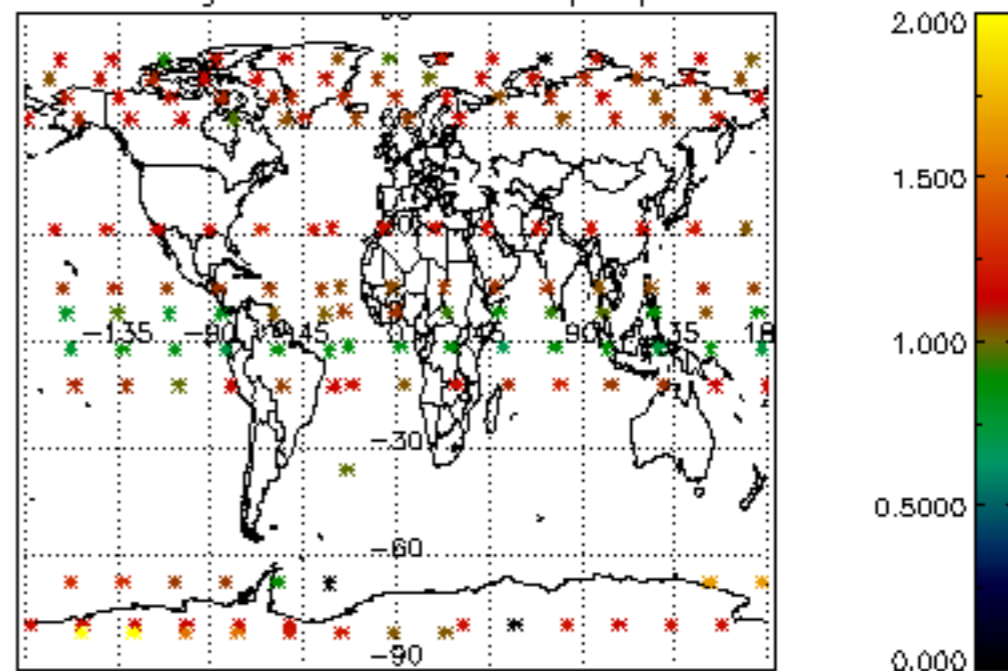




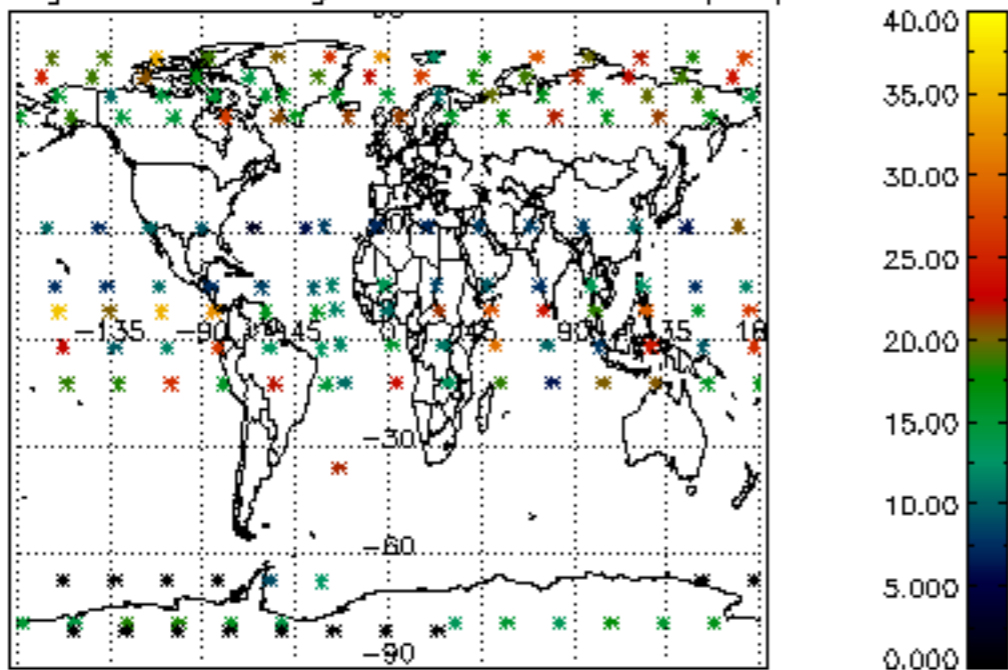
Percentage of cosmic ray hits per profile



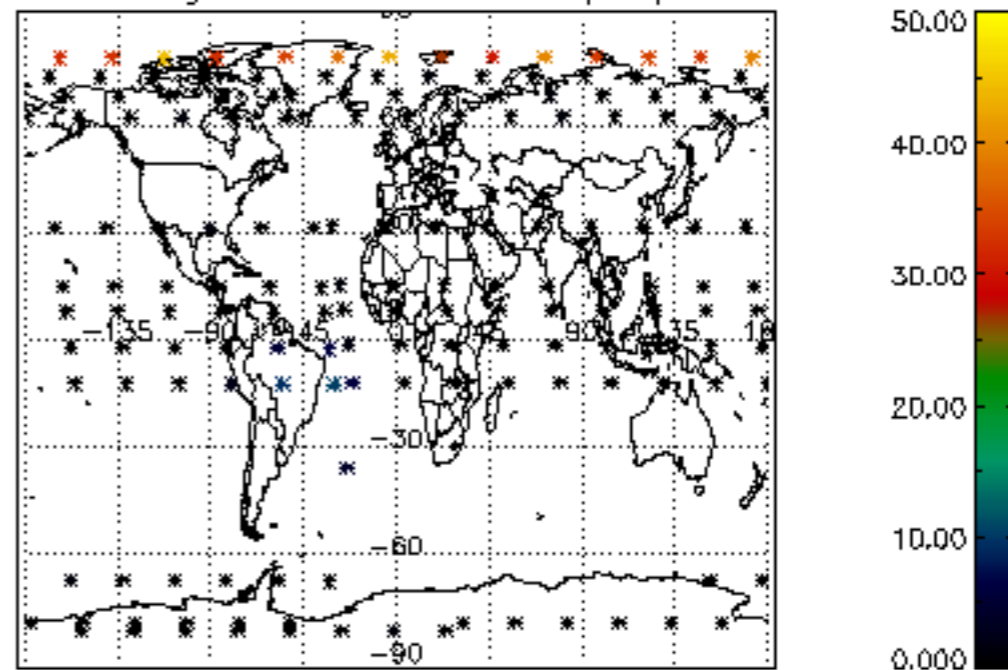
Percentage of datation errors per profile



Percentage of star falling outside central band per profile

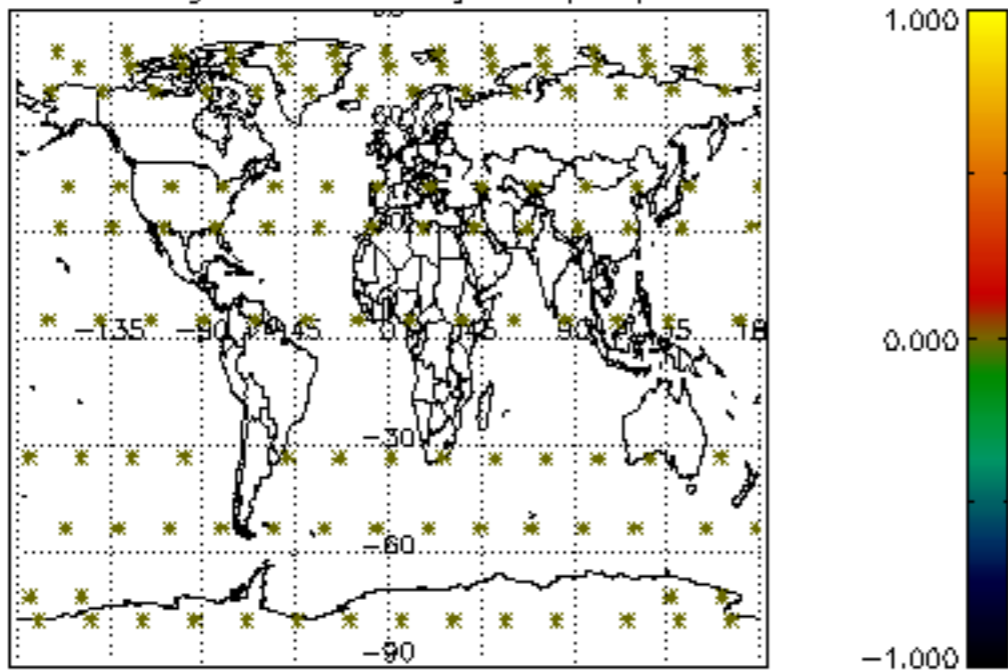


Percentage of saturation errors per profile

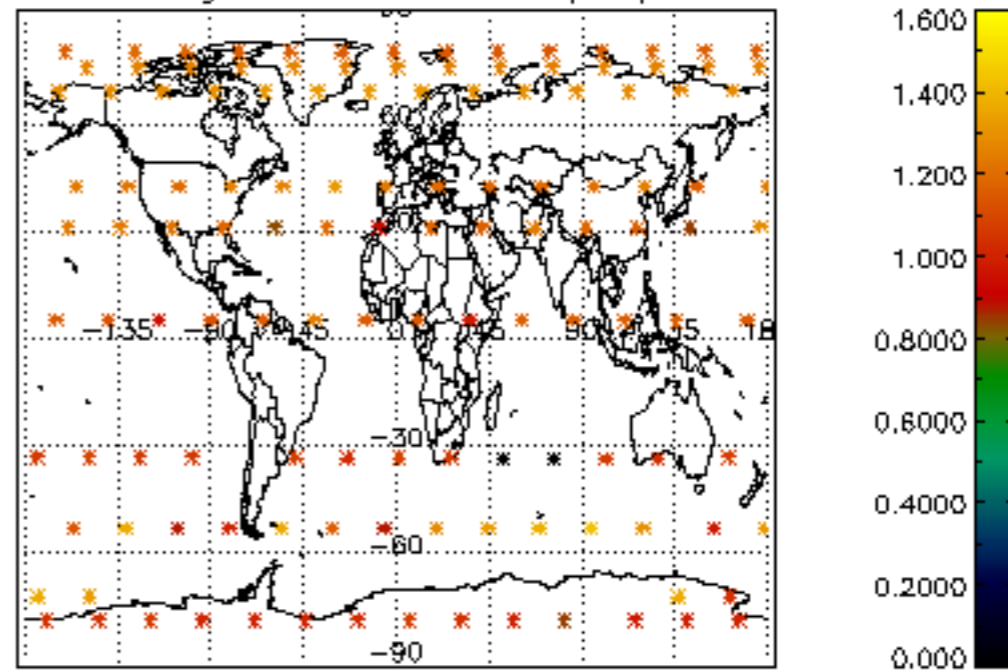




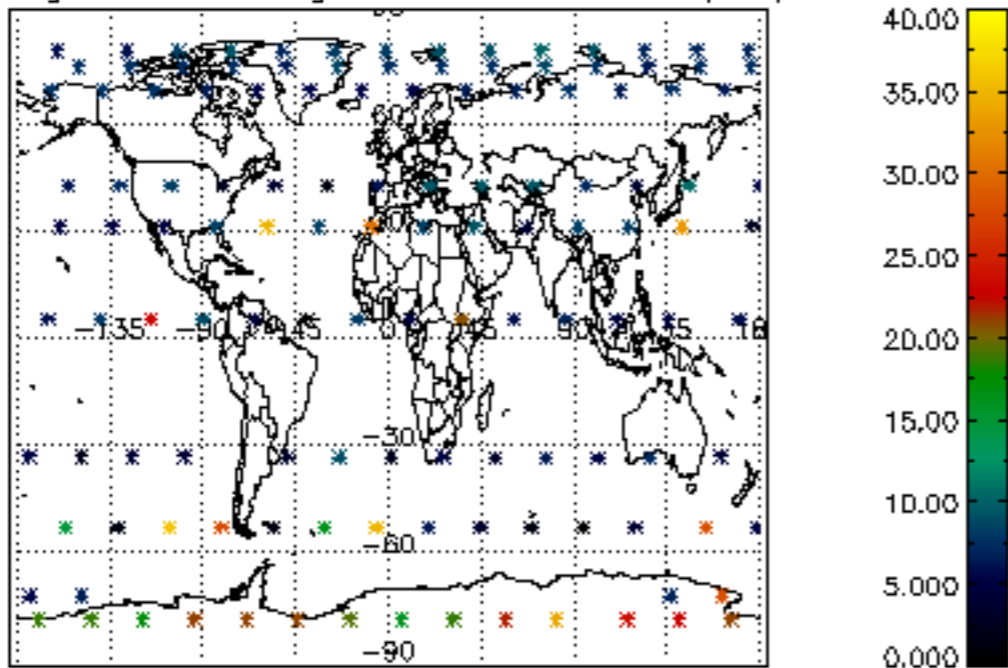
Percentage of cosmic ray hits per profile



Percentage of datation errors per profile



Percentage of star falling outside central band per profile



Percentage of saturation errors per profile

