

GOMOS Level 2 Daily Report

SUMMARY

[1. General Info](#)

[2. Summary of processed GOM_NL_2P products](#)

[3. Level 2 Quality information per product](#)

[3.1 Plot of level 2 quality information per product \(time dependant\)](#)

[3.2 Plot of level 2 quality information per product \(world map\)](#)

[4. Level 1 Quality information per product \(stored on level 2 products\)](#)

[4.1 Plot of level 1 quality information per product \(time dependant\)](#)

[4.1.1 Plot of level 1 quality information per product \(time dependant\): ASCENDING](#)

[4.1.2 Plot of level 1 quality information per product \(time dependant\): DESCENDING](#)

[4.2 Plot of level 1 quality information per product \(world map\)](#)

[4.2.1 Plot of level 1 quality information per product \(world map\): ASCENDING](#)

[4.2.2 Plot of level 1 quality information per product \(world map\): DESCENDING](#)

[5. Ozone profiles based on quality statistics and other trace gas profiles](#)

[5.1 Ozone statistics based on quality of products](#)

[5.2 Plot ozone profiles for all STD \(dark without errors\)](#)

[5.3 Plot ozone profiles where STD < 20% \(dark without errors\)](#)

[5.4. Plot ozone profiles where STD < 10% \(dark without errors\)](#)

[5.5. Plot ozone profiles where STD < 5% \(dark without errors\)](#)

[5.6 Plot NO2 profiles for all STD \(dark without errors\)](#)

[5.7 Plot NO3 profiles for all STD \(dark without errors\)](#)

[5.8 Plot H2O profiles \(only for occultations of stars 1,2,3,4,13,14,16,26,63 dark without errors\) for all STD](#)

[6. Auxiliary Data Files used for the production reported in section 2](#)

This report presents the daily analysis on parameters extracted from GOMOS level 2 data (GOM_NL__2P). It is intended to monitor some important parameters that will impact the quality of these products. A list of level 2 products (and content) that have arrived during the reporting day to the PCF is also given.

Item	Value
Time of report generation	24APR2013 14:20:45
Data source version	GOMOS/6.01
Start time of products	03-06-2011 (03JUN2011 00:00:00)
Stop time of products	04-06-2011 (04JUN2011 00:00:00)
Store outputs in DB	Yes
Nb of level 2 prods	273
Nb of prods with errors	0

2. Summary of processed GOM_NL__2P products.

Nr	Filename	UTC Start time	Limb	Duration	Star Id	Star Name	Star Mag	Star Temp	Nb Meas	Orbit	Prod. error
1	GOM_NL__2PRFIN20110603_011901_000000503103_00117_48407_8884.N1	03-JUN-2011 01:19:01	Dark	49.500	52	16Bet Cet	2.0370	4500.0	99	48407	No
2	GOM_NL__2PRFIN20110603_012805_000000543103_00117_48407_8885.N1	03-JUN-2011 01:28:05	Dark	54.000	18	24Alp PsA	1.1660	9700.0	108	48407	No
3	GOM_NL__2PRFIN20110603_013108_000000483103_00118_48408_8895.N1	03-JUN-2011 01:31:08	Dark	48.000	63	Bet Gru	2.1500	2800.0	96	48408	No
4	GOM_NL__2PRFIN20110603_013303_000000473103_00118_48408_8896.N1	03-JUN-2011 01:33:03	Dark	47.000	31	Alp Gru	1.7340	15200.	94	48408	No
5	GOM_NL__2PRFIN20110603_013751_000000443103_00118_48408_8897.N1	03-JUN-2011 01:37:51	Straylight	44.000	45	Alp Pav	1.9400	26000.	88	48408	No
6	GOM_NL__2PRFIN20110603_014648_000000453103_00118_48408_8898.N1	03-JUN-2011 01:46:48	Straylight	45.000	40	The Sco	1.8590	7100.0	90	48408	No
7	GOM_NL__2PRFIN20110603_014834_000000463103_00118_48408_8899.N1	03-JUN-2011 01:48:34	Twilight_stray	46.000	25	35Lam Sco	1.6200	28000.	92	48408	No
8	GOM_NL__2PRFIN20110603_015016_000000473103_00118_48408_8900.N1	03-JUN-2011 01:50:16	Twilight_stray	46.500	75	26Eps Sco	2.2910	4250.0	93	48408	No
9	GOM_NL__2PRFIN20110603_015215_000000463103_00118_48408_8901.N1	03-JUN-2011 01:52:15	Bright	46.000	136	23Tau Sco	2.8220	30000.	92	48408	No
10	GOM_NL__2PRFIN20110603_015547_000000453103_00118_48408_8902.N1	03-JUN-2011 01:55:47	Bright	44.500	86	35Eta Oph	2.4300	10200.	89	48408	No
11	GOM_NL__2PRFIN20110603_015736_000000413103_00118_48408_8903.N1	03-JUN-2011 01:57:36	Bright	40.500	98	13Zet Oph	2.5710	30000.	81	48408	No
12	GOM_NL__2PRFIN20110603_015946_000000393103_00118_48408_8904.N1	03-JUN-2011 01:59:46	Bright	38.500	120	1Del Oph	2.7340	3200.0	77	48408	No
13	GOM_NL__2PRFIN20110603_020245_000000363103_00118_48408_8905.N1	03-JUN-2011 02:02:45	Bright	36.000	102	24Alp Ser	2.6000	4250.0	72	48408	No
14	GOM_NL__2PRFIN20110603_020739_000000563103_00118_48408_8906.N1	03-JUN-2011 02:07:39	Bright	56.000	127	27Bet Her	2.7810	4700.0	112	48408	No
15	GOM_NL__2PRFIN20110603_021059_000000443103_00118_48408_8907.N1	03-JUN-2011 02:10:59	Bright	43.500	133	40Zet Her	2.8070	6000.0	87	48408	No
16	GOM_NL__2PRFIN20110603_021819_000000433103_00118_48408_8908.N1	03-JUN-2011 02:18:19	Bright	42.500	130	23Bet Dra	2.7990	5800.0	85	48408	No
17	GOM_NL__2PRFIN20110603_022908_000000483103_00118_48408_8909.N1	03-JUN-2011 02:29:08	Bright	47.500	89	5Alp Cep	2.4510	8000.0	95	48408	No
18	GOM_NL__2PRFIN20110603_023428_000000513103_00118_48408_8910.N1	03-JUN-2011 02:34:28	Bright	50.500	76	27Gam Cas	2.3000	30000.	101	48408	No
19	GOM_NL__2PRFIN20110603_024219_000000453103_00118_48408_8911.N1	03-JUN-2011 02:42:19	Bright	45.000	53	43Bet And	2.0480	3300.0	90	48408	No
20	GOM_NL__2PRFIN20110603_024503_000000573103_00118_48408_8912.N1	03-JUN-2011 02:45:03	Twilight_stray	56.500	58	21Alp And	2.0730	11000.	113	48408	No
21	GOM_NL__2PRFIN20110603_025012_000000553103_00118_48408_8913.N1	03-JUN-2011 02:50:12	Dark	54.500	140	88Gam Peg	2.8340	26000.	109	48408	No
22	GOM_NL__2PRFIN20110603_025915_000000503103_00118_48408_8914.N1	03-JUN-2011 02:59:15	Dark	49.500	52	16Bet Cet	2.0370	4500.0	99	48408	No
23	GOM_NL__2PRFIN20110603_030821_000000553103_00118_48408_8915.N1	03-JUN-2011 03:08:21	Dark	54.500	18	24Alp PsA	1.1660	9700.0	109	48408	No
24	GOM_NL__2PRFIN20110603_031123_000000563103_00119_48409_8922.N1	03-JUN-2011 03:11:23	Dark	55.500	63	Bet Gru	2.1500	2800.0	111	48409	No
25	GOM_NL__2PRFIN20110603_031318_000000473103_00119_48409_8923.N1	03-JUN-2011 03:13:18	Dark	46.500	31	Alp Gru	1.7340	15200.	93	48409	No
26	GOM_NL__2PRFIN20110603_031806_000000433103_00119_48409_8924.N1	03-JUN-2011 03:18:06	Straylight	42.500	45	Alp Pav	1.9400	26000.	85	48409	No
27	GOM_NL__2PRFIN20110603_032702_000000463103_00119_48409_8925.N1	03-JUN-2011 03:27:02	Straylight	46.000	40	The Sco	1.8590	7100.0	92	48409	No
28	GOM_NL__2PRFIN20110603_032848_000000463103_00119_48409_8926.N1	03-JUN-2011 03:28:48	Twilight_stray	46.000	25	35Lam Sco	1.6200	28000.	92	48409	No
29	GOM_NL__2PRFIN20110603_033030_000000503103_00119_48409_8927.N1	03-JUN-2011 03:30:30	Twilight_stray	49.500	75	26Eps Sco	2.2910	4250.0	99	48409	No
30	GOM_NL__2PRFIN20110603_033229_000000473103_00119_48409_8928.N1	03-JUN-2011 03:32:29	Bright	46.500	136	23Tau Sco	2.8220	30000.	93	48409	No
31	GOM_NL__2PRFIN20110603_033601_000000453103_00119_48409_8929.N1	03-JUN-2011 03:36:01	Bright	44.500	86	35Eta Oph	2.4300	10200.	89	48409	No
32	GOM_NL__2PRFIN20110603_033750_000000413103_00119_48409_8930.N1	03-JUN-2011 03:37:50	Bright	40.500	98	13Zet Oph	2.5710	30000.	81	48409	No
33	GOM_NL__2PRFIN20110603_034000_000000393103_00119_48409_8931.N1	03-JUN-2011 03:40:00	Bright	39.000	120	1Del Oph	2.7340	3200.0	78	48409	No
34	GOM_NL__2PRFIN20110603_034259_000000373103_00119_48409_8932.N1	03-JUN-2011 03:42:59	Bright	37.000	102	24Alp Ser	2.6000	4250.0	74	48409	No
35	GOM_NL__2PRFIN20110603_034753_000000433103_00119_48409_8933.N1	03-JUN-2011 03:47:53	Bright	42.500	127	27Bet Her	2.7810	4700.0	85	48409	No
36	GOM_NL__2PRFIN20110603_035113_000000433103_00119_48409_8934.N1	03-JUN-2011 03:51:13	Bright	43.000	133	40Zet Her	2.8070	6000.0	86	48409	No
37	GOM_NL__2PRFIN20110603_035832_000000443103_00119_48409_8935.N1	03-JUN-2011 03:58:32	Bright	44.000	130	23Bet Dra	2.7990	5800.0	88	48409	No
38	GOM_NL__2PRFIN20110603_054556_000000433103_00120_48410_8930.N1	03-JUN-2011 05:54:56	Bright	43.000	76	27Gam Cas	2.3000	30000.	86	48410	No
39	GOM_NL__2PRFIN20110603_060247_000000463103_00120_48410_8931.N1	03-JUN-2011 06:02:47	Bright	45.500	53	43Bet And	2.0480	3300.0	91	48410	No
40	GOM_NL__2PRFIN20110603_060532_000000573103_00120_48410_8932.N1	03-JUN-2011 06:05:32	Twilight_stray	56.500	58	21Alp And	2.0730	11000.	113	48410	No
41	GOM_NL__2PRFIN20110603_061041_000000563103_00120_48410_8933.N1	03-JUN-2011 06:10:41	Dark	55.500	140	88Gam Peg	2.8340	26000.	111	48410	No
42	GOM_NL__2PRFIN20110603_061945_000000493103_00120_48410_8934.N1	03-JUN-2011 06:19:45	Dark	49.000	52	16Bet Cet	2.0370	4500.0	98	48410	No

43	GOM_NL__2PRFIN20110603_062623_000000463103_00120_48410_8935.N1	03-JUN-2011 06:26:23	Dark	46.000	84	Alp Phe	2.3970	4500.0	92	48410	No
44	GOM_NL__2PRFIN20110603_062851_000000673103_00120_48410_8936.N1	03-JUN-2011 06:28:51	Dark	66.500	18	24Alp PsA	1.1660	9700.0	133	48410	No
45	GOM_NL__2PRFIN20110603_063153_000000523103_00121_48411_8959.N1	03-JUN-2011 06:31:53	Dark	52.000	63	Bet Gru	2.1500	2800.0	104	48411	No
46	GOM_NL__2PRFIN20110603_063348_000000473103_00121_48411_8960.N1	03-JUN-2011 06:33:48	Dark	47.000	31	Alp Gru	1.7340	15200.	94	48411	No
47	GOM_NL__2PRFIN20110603_063835_000000423103_00121_48411_8961.N1	03-JUN-2011 06:38:35	Straylight	42.000	45	Alp Pav	1.9400	26000.	84	48411	No
48	GOM_NL__2PRFIN20110603_064731_000000483103_00121_48411_8962.N1	03-JUN-2011 06:47:31	Straylight	48.000	40	The Sco	1.8590	7100.0	96	48411	No
49	GOM_NL__2PRFIN20110603_064917_000000483103_00121_48411_8963.N1	03-JUN-2011 06:49:17	Tw_i_and_stray	48.000	25	35Lam Sco	1.6200	28000.	96	48411	No
50	GOM_NL__2PRFIN20110603_065059_000000453103_00121_48411_8964.N1	03-JUN-2011 06:50:59	Tw_i_and_stray	45.000	75	26Eps Sco	2.2910	4250.0	90	48411	No
51	GOM_NL__2PRFIN20110603_065258_000000433103_00121_48411_8965.N1	03-JUN-2011 06:52:58	Bright	43.000	136	23Tau Sco	2.8220	30000.	86	48411	No
52	GOM_NL__2PRFIN20110603_065629_000000453103_00121_48411_8966.N1	03-JUN-2011 06:56:29	Bright	44.500	86	35Eta Oph	2.4300	10200.	89	48411	No
53	GOM_NL__2PRFIN20110603_065818_000000393103_00121_48411_8967.N1	03-JUN-2011 06:58:18	Bright	39.000	98	13Zet Oph	2.5710	30000.	78	48411	No
54	GOM_NL__2PRFIN20110603_070028_000000383103_00121_48411_8968.N1	03-JUN-2011 07:00:28	Bright	38.000	120	1Del Oph	2.7340	3200.0	76	48411	No
55	GOM_NL__2PRFIN20110603_070328_000000373103_00121_48411_8969.N1	03-JUN-2011 07:03:28	Bright	36.500	102	24Alp Ser	2.6000	4250.0	73	48411	No
56	GOM_NL__2PRFIN20110603_070820_000000413103_00121_48411_8970.N1	03-JUN-2011 07:08:20	Bright	41.000	127	27Bet Her	2.7810	4700.0	82	48411	No
57	GOM_NL__2PRFIN20110603_071139_000000443103_00121_48411_8971.N1	03-JUN-2011 07:11:39	Bright	44.000	133	40Zet Her	2.8070	6000.0	88	48411	No
58	GOM_NL__2PRFIN20110603_071859_000000453103_00121_48411_8972.N1	03-JUN-2011 07:18:59	Bright	44.500	130	23Bet Dra	2.7990	5800.0	89	48411	No
59	GOM_NL__2PRFIN20110603_072948_000000473103_00121_48411_8973.N1	03-JUN-2011 07:29:48	Bright	47.000	89	5Alp Cep	2.4510	8000.0	94	48411	No
60	GOM_NL__2PRFIN20110603_073510_000000573103_00121_48411_8974.N1	03-JUN-2011 07:35:10	Bright	57.000	76	27Gam Cas	2.3000	30000.	114	48411	No
61	GOM_NL__2PRFIN20110603_074302_000000473103_00121_48411_8975.N1	03-JUN-2011 07:43:02	Bright	46.500	53	43Bet And	2.0480	3300.0	93	48411	No
62	GOM_NL__2PRFIN20110603_074546_000000573103_00121_48411_8976.N1	03-JUN-2011 07:45:46	Tw_i_and_stray	56.500	58	21Alp And	2.0730	11000.	113	48411	No
63	GOM_NL__2PRFIN20110603_075056_000000533103_00121_48411_8977.N1	03-JUN-2011 07:50:56	Dark	53.000	140	88Gam Peg	2.8340	26000.	106	48411	No
64	GOM_NL__2PRFIN20110603_080000_000000493103_00121_48411_8978.N1	03-JUN-2011 08:00:00	Dark	48.500	52	16Bet Cet	2.0370	4500.0	97	48411	No
65	GOM_NL__2PRFIN20110603_080637_000000453103_00121_48411_8979.N1	03-JUN-2011 08:06:37	Dark	45.000	84	Alp Phe	2.3970	4500.0	90	48411	No
66	GOM_NL__2PRFIN20110603_080906_000000583103_00121_48411_8980.N1	03-JUN-2011 08:09:06	Dark	57.500	18	24Alp PsA	1.1660	9700.0	115	48411	No
67	GOM_NL__2PRFIN20110603_081208_000000603103_00122_48412_8982.N1	03-JUN-2011 08:12:08	Dark	59.500	63	Bet Gru	2.1500	2800.0	119	48412	No
68	GOM_NL__2PRFIN20110603_081403_000000463103_00122_48412_8983.N1	03-JUN-2011 08:14:03	Dark	46.000	31	Alp Gru	1.7340	15200.	92	48412	No
69	GOM_NL__2PRFIN20110603_081850_000000423103_00122_48412_8984.N1	03-JUN-2011 08:18:50	Straylight	42.000	45	Alp Pav	1.9400	26000.	84	48412	No
70	GOM_NL__2PRFIN20110603_082745_000000453103_00122_48412_8985.N1	03-JUN-2011 08:27:45	Straylight	44.500	40	The Sco	1.8590	7100.0	89	48412	No
71	GOM_NL__2PRFIN20110603_082932_000000463103_00122_48412_8986.N1	03-JUN-2011 08:29:32	Tw_i_and_stray	45.500	25	35Lam Sco	1.6200	28000.	91	48412	No
72	GOM_NL__2PRFIN20110603_083113_000000463103_00122_48412_8987.N1	03-JUN-2011 08:31:13	Tw_i_and_stray	46.000	75	26Eps Sco	2.2910	4250.0	92	48412	No
73	GOM_NL__2PRFIN20110603_083312_000000493103_00122_48412_8988.N1	03-JUN-2011 08:33:12	Bright	49.000	136	23Tau Sco	2.8220	30000.	98	48412	No
74	GOM_NL__2PRFIN20110603_083643_000000443103_00122_48412_8989.N1	03-JUN-2011 08:36:43	Bright	43.500	86	35Eta Oph	2.4300	10200.	87	48412	No
75	GOM_NL__2PRFIN20110603_083833_000000423103_00122_48412_8990.N1	03-JUN-2011 08:38:33	Bright	41.500	98	13Zet Oph	2.5710	30000.	83	48412	No
76	GOM_NL__2PRFIN20110603_084042_000000383103_00122_48412_8991.N1	03-JUN-2011 08:40:42	Bright	38.000	120	1Del Oph	2.7340	3200.0	76	48412	No
77	GOM_NL__2PRFIN20110603_084341_000000373103_00122_48412_8992.N1	03-JUN-2011 08:43:41	Bright	36.500	102	24Alp Ser	2.6000	4250.0	73	48412	No
78	GOM_NL__2PRFIN20110603_084834_000000413103_00122_48412_8993.N1	03-JUN-2011 08:48:34	Bright	41.000	127	27Bet Her	2.7810	4700.0	82	48412	No
79	GOM_NL__2PRFIN20110603_085153_000000433103_00122_48412_8994.N1	03-JUN-2011 08:51:53	Bright	43.000	133	40Zet Her	2.8070	6000.0	86	48412	No
80	GOM_NL__2PRFIN20110603_085913_000000453103_00122_48412_8995.N1	03-JUN-2011 08:59:13	Bright	45.000	130	23Bet Dra	2.7990	5800.0	90	48412	No
81	GOM_NL__2PRFIN20110603_091002_000000473103_00122_48412_8996.N1	03-JUN-2011 09:10:02	Bright	47.000	89	5Alp Cep	2.4510	8000.0	94	48412	No
82	GOM_NL__2PRFIN20110603_091524_000000393103_00122_48412_8997.N1	03-JUN-2011 09:15:24	Bright	38.500	76	27Gam Cas	2.3000	30000.	77	48412	No
83	GOM_NL__2PRFIN20110603_092316_000000483103_00122_48412_8998.N1	03-JUN-2011 09:23:16	Bright	47.500	53	43Bet And	2.0480	3300.0	95	48412	No
84	GOM_NL__2PRFIN20110603_092600_000000583103_00122_48412_8999.N1	03-JUN-2011 09:26:00	Tw_i_and_stray	58.000	58	21Alp And	2.0730	11000.	116	48412	No
85	GOM_NL__2PRFIN20110603_093110_000000543103_00122_48412_9000.N1	03-JUN-2011 09:31:10	Dark	53.500	140	88Gam Peg	2.8340	26000.	107	48412	No
86	GOM_NL__2PRFIN20110603_094014_000000503103_00122_48412_9001.N1	03-JUN-2011 09:40:14	Dark	49.500	52	16Bet Cet	2.0370	4500.0	99	48412	No
87	GOM_NL__2PRFIN20110603_094652_000000493103_00122_48412_9002.N1	03-JUN-2011 09:46:52	Dark	49.000	84	Alp Phe	2.3970	4500.0	98	48412	No
88	GOM_NL__2PRFIN20110603_094922_000000563103_00122_48412_9003.N1	03-JUN-2011 09:49:22	Dark	55.500	18	24Alp PsA	1.1660	9700.0	111	48412	No
89	GOM_NL__2PRFIN20110603_095223_000000573103_00123_48413_9018.N1	03-JUN-2011 09:52:23	Dark	57.000	63	Bet Gru	2.1500	2800.0	114	48413	No
90	GOM_NL__2PRFIN20110603_095418_000000463103_00123_48413_9019.N1	03-JUN-2011 09:54:18	Dark	46.000	31	Alp Gru	1.7340	15200.	92	48413	No
91	GOM_NL__2PRFIN20110603_095904_000000423103_00123_48413_9020.N1	03-JUN-2011 09:59:04	Straylight	42.000	45	Alp Pav	1.9400	26000.	84	48413	No
92	GOM_NL__2PRFIN20110603_100800_000000483103_00123_48413_9021.N1	03-JUN-2011 10:08:00	Straylight	48.000	40	The Sco	1.8590	7100.0	96	48413	No
93	GOM_NL__2PRFIN20110603_100946_000000493103_00123_48413_9022.N1	03-JUN-2011 10:09:46	Tw_i_and_stray	49.000	25	35Lam Sco	1.6200	28000.	98	48413	No
94	GOM_NL__2PRFIN20110603_101127_000000503103_00123_48413_9023.N1	03-JUN-2011 10:11:27	Tw_i_and_stray	49.500	75	26Eps Sco	2.2910	4250.0	99	48413	No
95	GOM_NL__2PRFIN20110603_101326_000000473103_00123_48413_9024.N1	03-JUN-2011 10:13:26	Bright	46.500	136	23Tau Sco	2.8220	30000.	93	48413	No
96	GOM_NL__2PRFIN20110603_101657_000000443103_00123_48413_9025.N1	03-JUN-2011 10:16:57	Bright	44.000	86	35Eta Oph	2.4300	10200.	88	48413	No
97	GOM_NL__2PRFIN20110603_101847_000000413103_00123_48413_9026.N1	03-JUN-2011 10:18:47	Bright	40.500	98	13Zet Oph	2.5710	30000.	81	48413	No
98	GOM_NL__2PRFIN20110603_102056_000000383103_00123_48413_9027.N1	03-JUN-2011 10:20:56	Bright	38.000	120	1Del Oph	2.7340	3200.0	76	48413	No
99	GOM_NL__2PRFIN20110603_102355_000000363103_00123_48413_9028.N1	03-JUN-2011 10:23:55	Bright	36.000	102	24Alp Ser	2.6000	4250.0	72	48413	No
100	GOM_NL__2PRFIN20110603_102847_000000413103_00123_48413_9029.N1	03-JUN-2011 10:28:47	Bright	40.500	127	27Bet Her	2.7810	4700.0	81	48413	No
101	GOM_NL__2PRFIN20110603_103207_000000443103_00123_48413_9030.N1	03-JUN-2011 10:32:07	Bright	43.500	133	40Zet Her	2.8070	6000.0	87	48413	No

102	GOM_NL__2PRFIN20110603_103926_000000443103_00123_48413_9031.N1	03-JUN-2011 10:39:26	Bright	43.500	130	23Bet Dra	2.7990	5800.0	87	48413	No
103	GOM_NL__2PRFIN20110603_105015_000000473103_00123_48413_9032.N1	03-JUN-2011 10:50:15	Bright	47.000	89	5Alp Cep	2.4510	8000.0	94	48413	No
104	GOM_NL__2PRFIN20110603_105538_000000363103_00123_48413_9033.N1	03-JUN-2011 10:55:38	Bright	36.000	76	27Gam Cas	2.3000	30000.	72	48413	No
105	GOM_NL__2PRFIN20110603_110330_000000473103_00123_48413_9034.N1	03-JUN-2011 11:03:30	Bright	47.000	53	43Bet And	2.0480	3300.0	94	48413	No
106	GOM_NL__2PRFIN20110603_110614_000000563103_00123_48413_9035.N1	03-JUN-2011 11:06:14	Tw_i_and_stray	56.000	58	21Alp And	2.0730	11000.	112	48413	No
107	GOM_NL__2PRFIN20110603_111124_000000543103_00123_48413_9036.N1	03-JUN-2011 11:11:24	Dark	53.500	140	88Gam Peg	2.8340	26000.	107	48413	No
108	GOM_NL__2PRFIN20110603_112029_000000493103_00123_48413_9037.N1	03-JUN-2011 11:20:29	Dark	49.000	52	16Bet Cet	2.0370	4500.0	98	48413	No
109	GOM_NL__2PRFIN20110603_112707_000000463103_00123_48413_9038.N1	03-JUN-2011 11:27:07	Dark	45.500	84	Alp Phe	2.3970	4500.0	91	48413	No
110	GOM_NL__2PRFIN20110603_112937_000000673103_00123_48413_9039.N1	03-JUN-2011 11:29:37	Dark	66.500	18	24Alp PsA	1.1660	9700.0	133	48413	No
111	GOM_NL__2PRFIN20110603_113238_000000553103_00124_48414_9082.N1	03-JUN-2011 11:32:38	Dark	54.500	63	Bet Gru	2.1500	2800.0	109	48414	No
112	GOM_NL__2PRFIN20110603_113433_000000483103_00124_48414_9083.N1	03-JUN-2011 11:34:33	Dark	47.500	31	Alp Gru	1.7340	15200.	95	48414	No
113	GOM_NL__2PRFIN20110603_113919_000000433103_00124_48414_9084.N1	03-JUN-2011 11:39:19	Straylight	43.000	45	Alp Pav	1.9400	26000.	86	48414	No
114	GOM_NL__2PRFIN20110603_114814_000000463103_00124_48414_9085.N1	03-JUN-2011 11:48:14	Straylight	46.000	40	The Sco	1.8590	7100.0	92	48414	No
115	GOM_NL__2PRFIN20110603_115000_000000473103_00124_48414_9086.N1	03-JUN-2011 11:50:00	Tw_i_and_stray	47.000	25	35Lam Sco	1.6200	28000.	94	48414	No
116	GOM_NL__2PRFIN20110603_115142_000000443103_00124_48414_9087.N1	03-JUN-2011 11:51:42	Tw_i_and_stray	44.000	75	26Eps Sco	2.2910	4250.0	88	48414	No
117	GOM_NL__2PRFIN20110603_115341_000000453103_00124_48414_9088.N1	03-JUN-2011 11:53:41	Bright	45.000	136	23Tau Sco	2.8220	30000.	90	48414	No
118	GOM_NL__2PRFIN20110603_115711_000000443103_00124_48414_9089.N1	03-JUN-2011 11:57:11	Bright	43.500	86	35Eta Oph	2.4300	10200.	87	48414	No
119	GOM_NL__2PRFIN20110603_115901_000000403103_00124_48414_9090.N1	03-JUN-2011 11:59:01	Bright	39.500	98	13Zet Oph	2.5710	30000.	79	48414	No
120	GOM_NL__2PRFIN20110603_120110_000000403103_00124_48414_9091.N1	03-JUN-2011 12:01:10	Bright	39.500	120	1Del Oph	2.7340	3200.0	79	48414	No
121	GOM_NL__2PRFIN20110603_120409_000000363103_00124_48414_9092.N1	03-JUN-2011 12:04:09	Bright	36.000	102	24Alp Ser	2.6000	4250.0	72	48414	No
122	GOM_NL__2PRFIN20110603_120901_000000603103_00124_48414_9093.N1	03-JUN-2011 12:09:01	Bright	60.000	127	27Bet Her	2.7810	4700.0	120	48414	No
123	GOM_NL__2PRFIN20110603_121220_000000423103_00124_48414_9094.N1	03-JUN-2011 12:12:20	Bright	42.000	133	40Zet Her	2.8070	6000.0	84	48414	No
124	GOM_NL__2PRFIN20110603_121940_000000423103_00124_48414_9095.N1	03-JUN-2011 12:19:40	Bright	41.500	130	23Bet Dra	2.7990	5800.0	83	48414	No
125	GOM_NL__2PRFIN20110603_123028_000000483103_00124_48414_9096.N1	03-JUN-2011 12:30:28	Bright	47.500	89	5Alp Cep	2.4510	8000.0	95	48414	No
126	GOM_NL__2PRFIN20110603_123552_000000373103_00124_48414_9097.N1	03-JUN-2011 12:35:52	Bright	37.000	76	27Gam Cas	2.3000	30000.	74	48414	No
127	GOM_NL__2PRFIN20110603_124344_000000593103_00124_48414_9098.N1	03-JUN-2011 12:43:44	Bright	59.000	53	43Bet And	2.0480	3300.0	118	48414	No
128	GOM_NL__2PRFIN20110603_124628_000000583103_00124_48414_9099.N1	03-JUN-2011 12:46:28	Tw_i_and_stray	57.500	58	21Alp And	2.0730	11000.	115	48414	No
129	GOM_NL__2PRFIN20110603_125139_000000543103_00124_48414_9100.N1	03-JUN-2011 12:51:39	Dark	54.000	140	88Gam Peg	2.8340	26000.	108	48414	No
130	GOM_NL__2PRFIN20110603_130043_000000493103_00124_48414_9101.N1	03-JUN-2011 13:00:43	Dark	48.500	52	16Bet Cet	2.0370	4500.0	97	48414	No
131	GOM_NL__2PRFIN20110603_130721_000000463103_00124_48414_9102.N1	03-JUN-2011 13:07:21	Dark	46.000	84	Alp Phe	2.3970	4500.0	92	48414	No
132	GOM_NL__2PRFIN20110603_130952_000000533103_00124_48414_9103.N1	03-JUN-2011 13:09:52	Dark	52.500	18	24Alp PsA	1.1660	9700.0	105	48414	No
133	GOM_NL__2PRFIN20110603_131252_000000573103_00125_48415_9218.N1	03-JUN-2011 13:12:52	Dark	57.000	63	Bet Gru	2.1500	2800.0	114	48415	No
134	GOM_NL__2PRFIN20110603_131448_000000473103_00125_48415_9219.N1	03-JUN-2011 13:14:48	Dark	46.500	31	Alp Gru	1.7340	15200.	93	48415	No
135	GOM_NL__2PRFIN20110603_131933_000000443103_00125_48415_9220.N1	03-JUN-2011 13:19:33	Straylight	44.000	45	Alp Pav	1.9400	26000.	88	48415	No
136	GOM_NL__2PRFIN20110603_132828_000000473103_00125_48415_9221.N1	03-JUN-2011 13:28:28	Straylight	46.500	40	The Sco	1.8590	7100.0	93	48415	No
137	GOM_NL__2PRFIN20110603_133015_000000473103_00125_48415_9222.N1	03-JUN-2011 13:30:15	Tw_i_and_stray	46.500	25	35Lam Sco	1.6200	28000.	93	48415	No
138	GOM_NL__2PRFIN20110603_133156_000000453103_00125_48415_9223.N1	03-JUN-2011 13:31:56	Tw_i_and_stray	45.000	75	26Eps Sco	2.2910	4250.0	90	48415	No
139	GOM_NL__2PRFIN20110603_133355_000000453103_00125_48415_9224.N1	03-JUN-2011 13:33:55	Bright	44.500	136	23Tau Sco	2.8220	30000.	89	48415	No
140	GOM_NL__2PRFIN20110603_133726_000000443103_00125_48415_9225.N1	03-JUN-2011 13:37:26	Bright	44.000	86	35Eta Oph	2.4300	10200.	88	48415	No
141	GOM_NL__2PRFIN20110603_133914_000000463103_00125_48415_9226.N1	03-JUN-2011 13:39:14	Bright	46.000	98	13Zet Oph	2.5710	30000.	92	48415	No
142	GOM_NL__2PRFIN20110603_134123_000000403103_00125_48415_9227.N1	03-JUN-2011 13:41:23	Bright	39.500	120	1Del Oph	2.7340	3200.0	79	48415	No
143	GOM_NL__2PRFIN20110603_134423_000000363103_00125_48415_9228.N1	03-JUN-2011 13:44:23	Bright	36.000	102	24Alp Ser	2.6000	4250.0	72	48415	No
144	GOM_NL__2PRFIN20110603_134914_000000433103_00125_48415_9229.N1	03-JUN-2011 13:49:14	Bright	42.500	127	27Bet Her	2.7810	4700.0	85	48415	No
145	GOM_NL__2PRFIN20110603_135234_000000423103_00125_48415_9230.N1	03-JUN-2011 13:52:34	Bright	42.000	133	40Zet Her	2.8070	6000.0	84	48415	No
146	GOM_NL__2PRFIN20110603_135953_000000453103_00125_48415_9231.N1	03-JUN-2011 13:59:53	Bright	44.500	130	23Bet Dra	2.7990	5800.0	89	48415	No
147	GOM_NL__2PRFIN20110603_141042_000000473103_00125_48415_9232.N1	03-JUN-2011 14:10:42	Bright	46.500	89	5Alp Cep	2.4510	8000.0	93	48415	No
148	GOM_NL__2PRFIN20110603_141605_000000463103_00125_48415_9233.N1	03-JUN-2011 14:16:05	Bright	46.000	76	27Gam Cas	2.3000	30000.	92	48415	No
149	GOM_NL__2PRFIN20110603_142358_000000473103_00125_48415_9234.N1	03-JUN-2011 14:23:58	Bright	46.500	53	43Bet And	2.0480	3300.0	93	48415	No
150	GOM_NL__2PRFIN20110603_142643_000000533103_00125_48415_9235.N1	03-JUN-2011 14:26:43	Tw_i_and_stray	53.000	58	21Alp And	2.0730	11000.	106	48415	No
151	GOM_NL__2PRFIN20110603_143154_000000533103_00125_48415_9236.N1	03-JUN-2011 14:31:54	Dark	53.000	140	88Gam Peg	2.8340	26000.	106	48415	No
152	GOM_NL__2PRFIN20110603_144058_000000493103_00125_48415_9237.N1	03-JUN-2011 14:40:58	Dark	49.000	52	16Bet Cet	2.0370	4500.0	98	48415	No
153	GOM_NL__2PRFIN20110603_144736_000000493103_00125_48415_9238.N1	03-JUN-2011 14:47:36	Dark	49.000	84	Alp Phe	2.3970	4500.0	98	48415	No
154	GOM_NL__2PRFIN20110603_145008_000000683103_00125_48415_9239.N1	03-JUN-2011 14:50:08	Dark	68.000	18	24Alp PsA	1.1660	9700.0	136	48415	No
155	GOM_NL__2PRFIN20110603_145307_000000493103_00126_48416_9277.N1	03-JUN-2011 14:53:07	Dark	48.500	63	Bet Gru	2.1500	2800.0	97	48416	No
156	GOM_NL__2PRFIN20110603_145503_000000463103_00126_48416_9278.N1	03-JUN-2011 14:55:03	Dark	46.000	31	Alp Gru	1.7340	15200.	92	48416	No
157	GOM_NL__2PRFIN20110603_145948_000000463103_00126_48416_9279.N1	03-JUN-2011 14:59:48	Straylight	46.000	45	Alp Pav	1.9400	26000.	92	48416	No
158	GOM_NL__2PRFIN20110603_150843_000000463103_00126_48416_9280.N1	03-JUN-2011 15:08:43	Straylight	45.500	40	The Sco	1.8590	7100.0	91	48416	No
159	GOM_NL__2PRFIN20110603_151029_000000473103_00126_48416_9281.N1	03-JUN-2011 15:10:29	Tw_i_and_stray	47.000	25	35Lam Sco	1.6200	28000.	94	48416	No
160	GOM_NL__2PRFIN20110603_151210_000000463103_00126_48416_9282.N1	03-JUN-2011 15:12:10	Tw_i_and_stray	45.500	75	26Eps Sco	2.2910	4250.0	91	48416	No

161	GOM_NL__2PRFIN20110603_151409_000000513103_00126_48416_9283.N1	03-JUN-2011 15:14:09	Bright	50.500	136	23Tau Sco	2.8220	30000.	101	48416	No
162	GOM_NL__2PRFIN20110603_151740_000000443103_00126_48416_9284.N1	03-JUN-2011 15:17:40	Bright	43.500	86	35Eta Oph	2.4300	10200.	87	48416	No
163	GOM_NL__2PRFIN20110603_151929_000000413103_00126_48416_9285.N1	03-JUN-2011 15:19:29	Bright	40.500	98	13Zet Oph	2.5710	30000.	81	48416	No
164	GOM_NL__2PRFIN20110603_152138_000000393103_00126_48416_9286.N1	03-JUN-2011 15:21:38	Bright	38.500	120	1Del Oph	2.7340	3200.0	77	48416	No
165	GOM_NL__2PRFIN20110603_152437_000000363103_00126_48416_9287.N1	03-JUN-2011 15:24:37	Bright	36.000	102	24Alp Ser	2.6000	4250.0	72	48416	No
166	GOM_NL__2PRFIN20110603_152928_000000403103_00126_48416_9288.N1	03-JUN-2011 15:29:28	Bright	39.500	127	27Bet Her	2.7810	4700.0	79	48416	No
167	GOM_NL__2PRFIN20110603_153247_000000403103_00126_48416_9289.N1	03-JUN-2011 15:32:47	Bright	39.500	133	40Zet Her	2.8070	6000.0	79	48416	No
168	GOM_NL__2PRFIN20110603_154006_000000463103_00126_48416_9290.N1	03-JUN-2011 15:40:06	Bright	46.000	130	23Bet Dra	2.7990	5800.0	92	48416	No
169	GOM_NL__2PRFIN20110603_155055_000000473103_00126_48416_9291.N1	03-JUN-2011 15:50:55	Bright	47.000	89	5Alp Cep	2.4510	8000.0	94	48416	No
170	GOM_NL__2PRFIN20110603_155619_000000573103_00126_48416_9292.N1	03-JUN-2011 15:56:19	Bright	57.000	76	27Gam Cas	2.3000	30000.	114	48416	No
171	GOM_NL__2PRFIN20110603_160412_000000493103_00126_48416_9293.N1	03-JUN-2011 16:04:12	Bright	48.500	53	43Bet And	2.0480	3300.0	97	48416	No
172	GOM_NL__2PRFIN20110603_160657_000000583103_00126_48416_9294.N1	03-JUN-2011 16:06:57	Tw_i_and_stray	58.000	58	21Alp And	2.0730	11000.	116	48416	No
173	GOM_NL__2PRFIN20110603_161208_000000563103_00126_48416_9295.N1	03-JUN-2011 16:12:08	Dark	55.500	140	88Gam Peg	2.8340	26000.	111	48416	No
174	GOM_NL__2PRFIN20110603_162113_000000483103_00126_48416_9296.N1	03-JUN-2011 16:21:13	Dark	48.000	52	16Bet Cet	2.0370	4500.0	96	48416	No
175	GOM_NL__2PRFIN20110603_162750_000000453103_00126_48416_9297.N1	03-JUN-2011 16:27:50	Dark	44.500	84	Alp Phe	2.3970	4500.0	89	48416	No
176	GOM_NL__2PRFIN20110603_163023_000000633103_00126_48416_9298.N1	03-JUN-2011 16:30:23	Dark	63.000	18	24Alp PsA	1.1660	9700.0	126	48416	No
177	GOM_NL__2PRFIN20110603_163322_000000483103_00127_48417_9349.N1	03-JUN-2011 16:33:22	Dark	47.500	63	Bet Gru	2.1500	2800.0	95	48417	No
178	GOM_NL__2PRFIN20110603_163518_000000473103_00127_48417_9350.N1	03-JUN-2011 16:35:18	Dark	46.500	31	Alp Gru	1.7340	15200.	93	48417	No
179	GOM_NL__2PRFIN20110603_164003_000000443103_00127_48417_9351.N1	03-JUN-2011 16:40:03	Straylight	44.000	45	Alp Pav	1.9400	26000.	88	48417	No
180	GOM_NL__2PRFIN20110603_164857_000000473103_00127_48417_9352.N1	03-JUN-2011 16:48:57	Straylight	46.500	40	The Sco	1.8590	7100.0	93	48417	No
181	GOM_NL__2PRFIN20110603_165043_000000473103_00127_48417_9353.N1	03-JUN-2011 16:50:43	Tw_i_and_stray	46.500	25	35Lam Sco	1.6200	28000.	93	48417	No
182	GOM_NL__2PRFIN20110603_165224_000000473103_00127_48417_9354.N1	03-JUN-2011 16:52:24	Tw_i_and_stray	46.500	75	26Eps Sco	2.2910	4250.0	93	48417	No
183	GOM_NL__2PRFIN20110603_165423_000000503103_00127_48417_9355.N1	03-JUN-2011 16:54:23	Bright	49.500	136	23Tau Sco	2.8220	30000.	99	48417	No
184	GOM_NL__2PRFIN20110603_165754_000000453103_00127_48417_9356.N1	03-JUN-2011 16:57:54	Bright	45.000	86	35Eta Oph	2.4300	10200.	90	48417	No
185	GOM_NL__2PRFIN20110603_165943_000000393103_00127_48417_9357.N1	03-JUN-2011 16:59:43	Bright	38.500	98	13Zet Oph	2.5710	30000.	77	48417	No
186	GOM_NL__2PRFIN20110603_170152_000000403103_00127_48417_9358.N1	03-JUN-2011 17:01:52	Bright	39.500	120	1Del Oph	2.7340	3200.0	79	48417	No
187	GOM_NL__2PRFIN20110603_170456_000000323103_00127_48417_9359.N1	03-JUN-2011 17:04:56	Bright	31.500	102	24Alp Ser	2.6000	4250.0	63	48417	No
188	GOM_NL__2PRFIN20110603_170942_000000423103_00127_48417_9360.N1	03-JUN-2011 17:09:42	Bright	41.500	127	27Bet Her	2.7810	4700.0	83	48417	No
189	GOM_NL__2PRFIN20110603_171301_000000413103_00127_48417_9361.N1	03-JUN-2011 17:13:01	Bright	40.500	133	40Zet Her	2.8070	6000.0	81	48417	No
190	GOM_NL__2PRFIN20110603_172020_000000443103_00127_48417_9362.N1	03-JUN-2011 17:20:20	Bright	44.000	130	23Bet Dra	2.7990	5800.0	88	48417	No
191	GOM_NL__2PRFIN20110603_173109_000000483103_00127_48417_9363.N1	03-JUN-2011 17:31:09	Bright	47.500	89	5Alp Cep	2.4510	8000.0	95	48417	No
192	GOM_NL__2PRFIN20110603_173633_000000373103_00127_48417_9364.N1	03-JUN-2011 17:36:33	Bright	36.500	76	27Gam Cas	2.3000	30000.	73	48417	No
193	GOM_NL__2PRFIN20110603_174426_000000473103_00127_48417_9365.N1	03-JUN-2011 17:44:26	Bright	47.000	53	43Bet And	2.0480	3300.0	94	48417	No
194	GOM_NL__2PRFIN20110603_174711_000000573103_00127_48417_9366.N1	03-JUN-2011 17:47:11	Tw_i_and_stray	57.000	58	21Alp And	2.0730	11000.	114	48417	No
195	GOM_NL__2PRFIN20110603_175223_000000553103_00127_48417_9367.N1	03-JUN-2011 17:52:23	Dark	54.500	140	88Gam Peg	2.8340	26000.	109	48417	No
196	GOM_NL__2PRFIN20110603_180128_000000483103_00127_48417_9368.N1	03-JUN-2011 18:01:28	Dark	47.500	52	16Bet Cet	2.0370	4500.0	95	48417	No
197	GOM_NL__2PRFIN20110603_180805_000000463103_00127_48417_9369.N1	03-JUN-2011 18:08:05	Dark	46.000	84	Alp Phe	2.3970	4500.0	92	48417	No
198	GOM_NL__2PRFIN20110603_181039_000000683103_00127_48417_9370.N1	03-JUN-2011 18:10:39	Dark	68.000	18	24Alp PsA	1.1660	9700.0	136	48417	No
199	GOM_NL__2PRFIN20110603_181337_000000573103_00128_48418_9567.N1	03-JUN-2011 18:13:37	Dark	57.000	63	Bet Gru	2.1500	2800.0	114	48418	No
200	GOM_NL__2PRFIN20110603_181533_000000523103_00128_48418_9568.N1	03-JUN-2011 18:15:33	Dark	51.500	31	Alp Gru	1.7340	15200.	103	48418	No
201	GOM_NL__2PRFIN20110603_182018_000000433103_00128_48418_9569.N1	03-JUN-2011 18:20:18	Straylight	42.500	45	Alp Pav	1.9400	26000.	85	48418	No
202	GOM_NL__2PRFIN20110603_182912_000000483103_00128_48418_9570.N1	03-JUN-2011 18:29:12	Straylight	48.000	40	The Sco	1.8590	7100.0	96	48418	No
203	GOM_NL__2PRFIN20110603_183058_000000483103_00128_48418_9571.N1	03-JUN-2011 18:30:58	Tw_i_and_stray	47.500	25	35Lam Sco	1.6200	28000.	95	48418	No
204	GOM_NL__2PRFIN20110603_183239_000000453103_00128_48418_9572.N1	03-JUN-2011 18:32:39	Tw_i_and_stray	44.500	75	26Eps Sco	2.2910	4250.0	89	48418	No
205	GOM_NL__2PRFIN20110603_183437_000000473103_00128_48418_9573.N1	03-JUN-2011 18:34:37	Bright	47.000	136	23Tau Sco	2.8220	30000.	94	48418	No
206	GOM_NL__2PRFIN20110603_183808_000000453103_00128_48418_9574.N1	03-JUN-2011 18:38:08	Bright	44.500	86	35Eta Oph	2.4300	10200.	89	48418	No
207	GOM_NL__2PRFIN20110603_183957_000000403103_00128_48418_9575.N1	03-JUN-2011 18:39:57	Bright	40.000	98	13Zet Oph	2.5710	30000.	80	48418	No
208	GOM_NL__2PRFIN20110603_184206_000000393103_00128_48418_9576.N1	03-JUN-2011 18:42:06	Bright	39.000	120	1Del Oph	2.7340	3200.0	78	48418	No
209	GOM_NL__2PRFIN20110603_184956_000000423103_00128_48418_9577.N1	03-JUN-2011 18:49:56	Bright	41.500	127	27Bet Her	2.7810	4700.0	83	48418	No
210	GOM_NL__2PRFIN20110603_185315_000000413103_00128_48418_9578.N1	03-JUN-2011 18:53:15	Bright	40.500	133	40Zet Her	2.8070	6000.0	81	48418	No
211	GOM_NL__2PRFIN20110603_190033_000000463103_00128_48418_9579.N1	03-JUN-2011 19:00:33	Bright	45.500	130	23Bet Dra	2.7990	5800.0	91	48418	No
212	GOM_NL__2PRFIN20110603_191122_000000473103_00128_48418_9580.N1	03-JUN-2011 19:11:22	Bright	46.500	89	5Alp Cep	2.4510	8000.0	93	48418	No
213	GOM_NL__2PRFIN20110603_191647_000000413103_00128_48418_9581.N1	03-JUN-2011 19:16:47	Bright	40.500	76	27Gam Cas	2.3000	30000.	81	48418	No
214	GOM_NL__2PRFIN20110603_192440_000000483103_00128_48418_9582.N1	03-JUN-2011 19:24:40	Bright	48.000	53	43Bet And	2.0480	3300.0	96	48418	No
215	GOM_NL__2PRFIN20110603_192726_000000563103_00128_48418_9583.N1	03-JUN-2011 19:27:26	Tw_i_and_stray	56.000	58	21Alp And	2.0730	11000.	112	48418	No
216	GOM_NL__2PRFIN20110603_193237_000000553103_00128_48418_9584.N1	03-JUN-2011 19:32:37	Dark	54.500	140	88Gam Peg	2.8340	26000.	109	48418	No
217	GOM_NL__2PRFIN20110603_194142_000000563103_00128_48418_9585.N1	03-JUN-2011 19:41:42	Dark	55.500	52	16Bet Cet	2.0370	4500.0	111	48418	No
218	GOM_NL__2PRFIN20110603_194820_000000473103_00128_48418_9586.N1	03-JUN-2011 19:48:20	Dark	46.500	84	Alp Phe	2.3970	4500.0	93	48418	No
219	GOM_NL__2PRFIN20110603_195054_000000633103_00128_48418_9587.N1	03-JUN-2011 19:50:54	Dark	63.000	18	24Alp PsA	1.1660	9700.0	126	48418	No

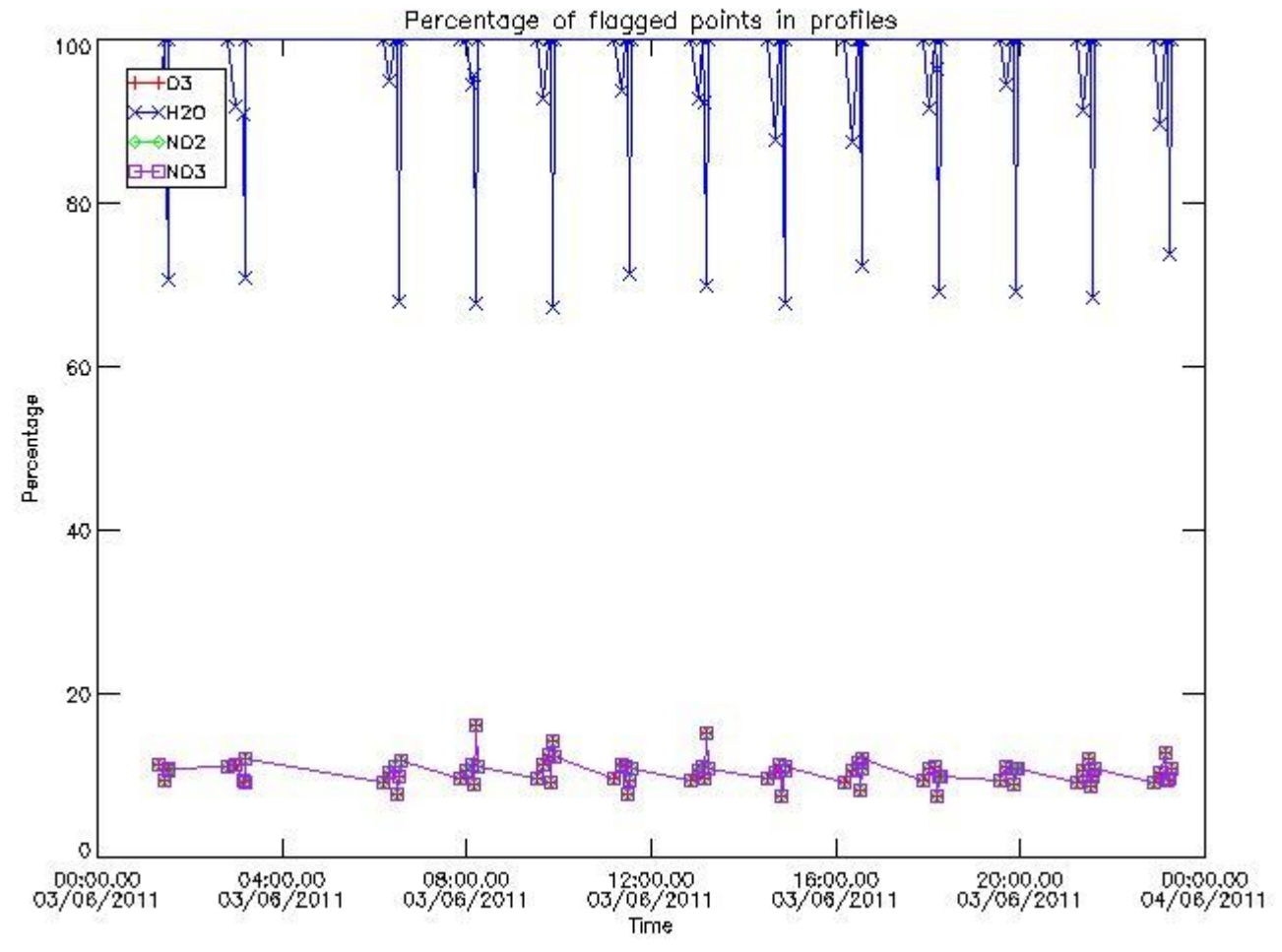
220	GOM_NL__2PRFIN20110603_195352_000000483103_00129_48419_9392.N1	03-JUN-2011 19:53:52	Dark	47.500	63	Bet Gru	2.1500	2800.0	95	48419	No
221	GOM_NL__2PRFIN20110603_195548_000000473103_00129_48419_9393.N1	03-JUN-2011 19:55:48	Dark	46.500	31	Alp Gru	1.7340	15200.	93	48419	No
222	GOM_NL__2PRFIN20110603_200032_000000453103_00129_48419_9394.N1	03-JUN-2011 20:00:32	Straylight	44.500	45	Alp Pav	1.9400	26000.	89	48419	No
223	GOM_NL__2PRFIN20110603_200926_000000493103_00129_48419_9395.N1	03-JUN-2011 20:09:26	Straylight	48.500	40	The Sco	1.8590	7100.0	97	48419	No
224	GOM_NL__2PRFIN20110603_201112_000000483103_00129_48419_9396.N1	03-JUN-2011 20:11:12	Tw_i_and_stray	47.500	25	35Lam Sco	1.6200	28000.	95	48419	No
225	GOM_NL__2PRFIN20110603_201253_000000453103_00129_48419_9397.N1	03-JUN-2011 20:12:53	Tw_i_and_stray	45.000	75	26Eps Sco	2.2910	4250.0	90	48419	No
226	GOM_NL__2PRFIN20110603_201452_000000393103_00129_48419_9398.N1	03-JUN-2011 20:14:52	Bright	39.000	136	23Tau Sco	2.8220	30000.	78	48419	No
227	GOM_NL__2PRFIN20110603_201822_000000453103_00129_48419_9399.N1	03-JUN-2011 20:18:22	Bright	44.500	86	35Eta Oph	2.4300	10200.	89	48419	No
228	GOM_NL__2PRFIN20110603_202011_000000413103_00129_48419_9400.N1	03-JUN-2011 20:20:11	Bright	40.500	98	13Zet Oph	2.5710	30000.	81	48419	No
229	GOM_NL__2PRFIN20110603_202220_000000393103_00129_48419_9401.N1	03-JUN-2011 20:22:20	Bright	39.000	120	1Del Oph	2.7340	3200.0	78	48419	No
230	GOM_NL__2PRFIN20110603_203009_000000403103_00129_48419_9402.N1	03-JUN-2011 20:30:09	Bright	40.000	127	27Bet Her	2.7810	4700.0	80	48419	No
231	GOM_NL__2PRFIN20110603_203328_000000423103_00129_48419_9403.N1	03-JUN-2011 20:33:28	Bright	41.500	133	40Zet Her	2.8070	6000.0	83	48419	No
232	GOM_NL__2PRFIN20110603_204047_000000443103_00129_48419_9404.N1	03-JUN-2011 20:40:47	Bright	43.500	130	23Bet Dra	2.7990	5800.0	87	48419	No
233	GOM_NL__2PRFIN20110603_205136_000000463103_00129_48419_9405.N1	03-JUN-2011 20:51:36	Bright	45.500	89	5Alp Cep	2.4510	8000.0	91	48419	No
234	GOM_NL__2PRFIN20110603_205701_000000373103_00129_48419_9406.N1	03-JUN-2011 20:57:01	Bright	36.500	76	27Gam Cas	2.3000	30000.	73	48419	No
235	GOM_NL__2PRFIN20110603_210454_000000493103_00129_48419_9407.N1	03-JUN-2011 21:04:54	Bright	48.500	53	43Bet And	2.0480	3300.0	97	48419	No
236	GOM_NL__2PRFIN20110603_210739_000000553103_00129_48419_9408.N1	03-JUN-2011 21:07:39	Tw_i_and_stray	55.000	58	21Alp And	2.0730	11000.	110	48419	No
237	GOM_NL__2PRFIN20110603_211252_000000553103_00129_48419_9409.N1	03-JUN-2011 21:12:52	Dark	55.000	140	88Gam Peg	2.8340	26000.	110	48419	No
238	GOM_NL__2PRFIN20110603_212157_000000533103_00129_48419_9410.N1	03-JUN-2011 21:21:57	Dark	52.500	52	16Bet Cet	2.0370	4500.0	105	48419	No
239	GOM_NL__2PRFIN20110603_212834_000000423103_00129_48419_9411.N1	03-JUN-2011 21:28:34	Dark	42.000	84	Alp Phe	2.3970	4500.0	84	48419	No
240	GOM_NL__2PRFIN20110603_213109_000000603103_00129_48419_9412.N1	03-JUN-2011 21:31:09	Dark	59.500	18	24Alp PsA	1.1660	9700.0	119	48419	No
241	GOM_NL__2PRFIN20110603_213407_000000513103_00130_48420_9417.N1	03-JUN-2011 21:34:07	Dark	51.000	63	Bet Gru	2.1500	2800.0	102	48420	No
242	GOM_NL__2PRFIN20110603_213602_000000473103_00130_48420_9418.N1	03-JUN-2011 21:36:02	Dark	47.000	31	Alp Gru	1.7340	15200.	94	48420	No
243	GOM_NL__2PRFIN20110603_214047_000000423103_00130_48420_9419.N1	03-JUN-2011 21:40:47	Straylight	42.000	45	Alp Pav	1.9400	26000.	84	48420	No
244	GOM_NL__2PRFIN20110603_214940_000000523103_00130_48420_9420.N1	03-JUN-2011 21:49:40	Straylight	51.500	40	The Sco	1.8590	7100.0	103	48420	No
245	GOM_NL__2PRFIN20110603_215127_000000463103_00130_48420_9421.N1	03-JUN-2011 21:51:27	Tw_i_and_stray	45.500	25	35Lam Sco	1.6200	28000.	91	48420	No
246	GOM_NL__2PRFIN20110603_215307_000000433103_00130_48420_9422.N1	03-JUN-2011 21:53:07	Tw_i_and_stray	42.500	75	26Eps Sco	2.2910	4250.0	85	48420	No
247	GOM_NL__2PRFIN20110603_215506_000000423103_00130_48420_9423.N1	03-JUN-2011 21:55:06	Bright	41.500	136	23Tau Sco	2.8220	30000.	83	48420	No
248	GOM_NL__2PRFIN20110603_215836_000000443103_00130_48420_9424.N1	03-JUN-2011 21:58:36	Bright	44.000	86	35Eta Oph	2.4300	10200.	88	48420	No
249	GOM_NL__2PRFIN20110603_220025_000000403103_00130_48420_9425.N1	03-JUN-2011 22:00:25	Bright	39.500	98	13Zet Oph	2.5710	30000.	79	48420	No
250	GOM_NL__2PRFIN20110603_220233_000000393103_00130_48420_9426.N1	03-JUN-2011 22:02:33	Bright	39.000	120	1Del Oph	2.7340	3200.0	78	48420	No
251	GOM_NL__2PRFIN20110603_221023_000000403103_00130_48420_9427.N1	03-JUN-2011 22:10:23	Bright	39.500	127	27Bet Her	2.7810	4700.0	79	48420	No
252	GOM_NL__2PRFIN20110603_221342_000000433103_00130_48420_9428.N1	03-JUN-2011 22:13:42	Bright	42.500	133	40Zet Her	2.8070	6000.0	85	48420	No
253	GOM_NL__2PRFIN20110603_222100_000000443103_00130_48420_9429.N1	03-JUN-2011 22:21:00	Bright	44.000	130	23Bet Dra	2.7990	5800.0	88	48420	No
254	GOM_NL__2PRFIN20110603_223149_000000473103_00130_48420_9430.N1	03-JUN-2011 22:31:49	Bright	46.500	89	5Alp Cep	2.4510	8000.0	93	48420	No
255	GOM_NL__2PRFIN20110603_223715_000000463103_00130_48420_9431.N1	03-JUN-2011 22:37:15	Bright	45.500	76	27Gam Cas	2.3000	30000.	91	48420	No
256	GOM_NL__2PRFIN20110603_224508_000000503103_00130_48420_9432.N1	03-JUN-2011 22:45:08	Bright	50.000	53	43Bet And	2.0480	3300.0	100	48420	No
257	GOM_NL__2PRFIN20110603_224753_000000563103_00130_48420_9433.N1	03-JUN-2011 22:47:53	Tw_i_and_stray	55.500	58	21Alp And	2.0730	11000.	111	48420	No
258	GOM_NL__2PRFIN20110603_225307_000000563103_00130_48420_9434.N1	03-JUN-2011 22:53:07	Dark	55.500	140	88Gam Peg	2.8340	26000.	111	48420	No
259	GOM_NL__2PRFIN20110603_230211_000000493103_00130_48420_9435.N1	03-JUN-2011 23:02:11	Dark	49.000	52	16Bet Cet	2.0370	4500.0	98	48420	No
260	GOM_NL__2PRFIN20110603_230849_000000483103_00130_48420_9436.N1	03-JUN-2011 23:08:49	Dark	47.500	84	Alp Phe	2.3970	4500.0	95	48420	No
261	GOM_NL__2PRFIN20110603_231124_000000713103_00130_48420_9437.N1	03-JUN-2011 23:11:24	Dark	71.000	18	24Alp PsA	1.1660	9700.0	142	48420	No
262	GOM_NL__2PRFIN20110603_231422_000000643103_00131_48421_9432.N1	03-JUN-2011 23:14:22	Dark	63.500	63	Bet Gru	2.1500	2800.0	127	48421	No
263	GOM_NL__2PRFIN20110603_231617_000000473103_00131_48421_9433.N1	03-JUN-2011 23:16:17	Dark	46.500	31	Alp Gru	1.7340	15200.	93	48421	No
264	GOM_NL__2PRFIN20110603_232101_000000453103_00131_48421_9434.N1	03-JUN-2011 23:21:01	Straylight	45.000	45	Alp Pav	1.9400	26000.	90	48421	No
265	GOM_NL__2PRFIN20110603_232955_000000523103_00131_48421_9435.N1	03-JUN-2011 23:29:55	Straylight	52.000	40	The Sco	1.8590	7100.0	104	48421	No
266	GOM_NL__2PRFIN20110603_233141_000000463103_00131_48421_9436.N1	03-JUN-2011 23:31:41	Tw_i_and_stray	46.000	25	35Lam Sco	1.6200	28000.	92	48421	No
267	GOM_NL__2PRFIN20110603_233321_000000433103_00131_48421_9437.N1	03-JUN-2011 23:33:21	Tw_i_and_stray	43.000	75	26Eps Sco	2.2910	4250.0	86	48421	No
268	GOM_NL__2PRFIN20110603_233520_000000413103_00131_48421_9438.N1	03-JUN-2011 23:35:20	Bright	40.500	136	23Tau Sco	2.8220	30000.	81	48421	No
269	GOM_NL__2PRFIN20110603_233850_000000453103_00131_48421_9439.N1	03-JUN-2011 23:38:50	Bright	44.500	86	35Eta Oph	2.4300	10200.	89	48421	No
270	GOM_NL__2PRFIN20110603_234039_000000403103_00131_48421_9440.N1	03-JUN-2011 23:40:39	Bright	40.000	98	13Zet Oph	2.5710	30000.	80	48421	No
271	GOM_NL__2PRFIN20110603_234247_000000393103_00131_48421_9441.N1	03-JUN-2011 23:42:47	Bright	39.000	120	1Del Oph	2.7340	3200.0	78	48421	No
272	GOM_NL__2PRFIN20110603_235037_000000403103_00131_48421_9442.N1	03-JUN-2011 23:50:37	Bright	40.000	127	27Bet Her	2.7810	4700.0	80	48421	No
273	GOM_NL__2PRFIN20110603_235355_000000433103_00131_48421_9443.N1	03-JUN-2011 23:53:55	Bright	42.500	133	40Zet Her	2.8070	6000.0	85	48421	No

3. Quality information per product

In this section it is plotted some information contained in the Quality Summary data set of

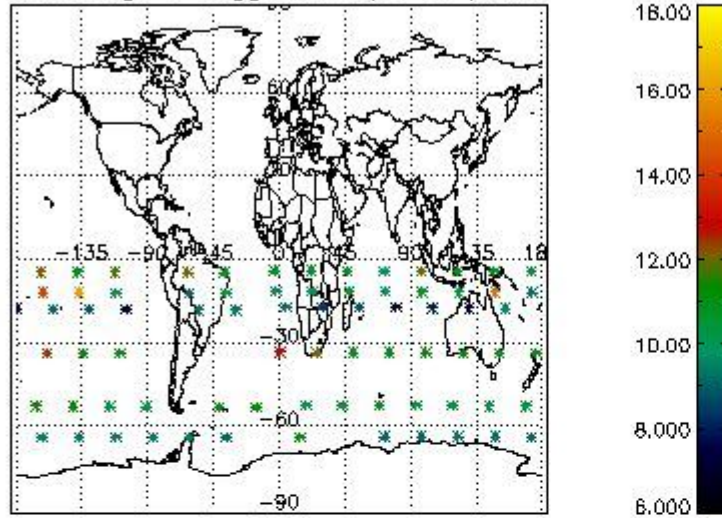
the level 2 products. Only products in dark limb conditions and without errors (error flag in the MPH set to "0") are used.

3.1 Plot quality information per product (time dependant)

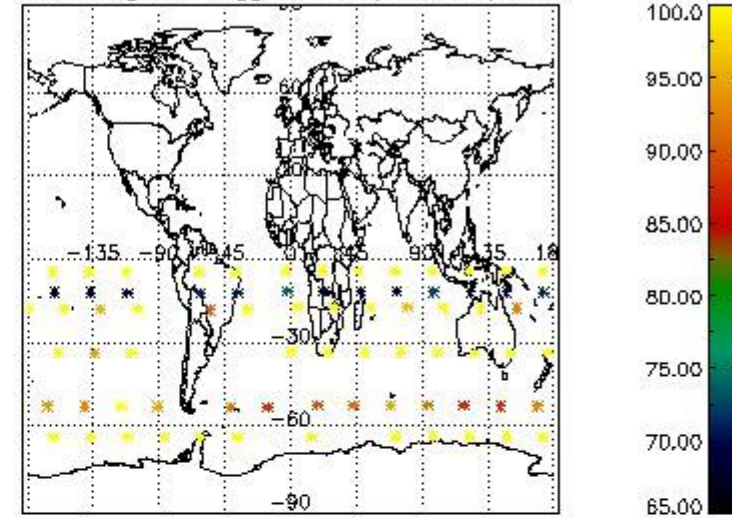


3.2 Plot quality information per product (world map)

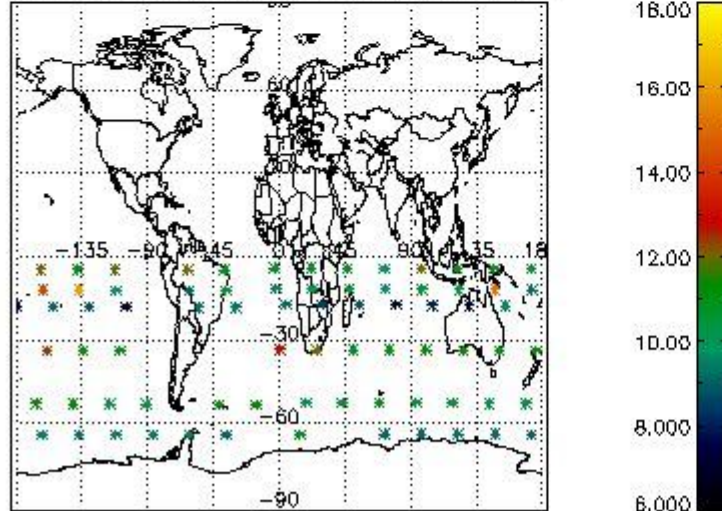
Percentage of flagged data per O3 profile



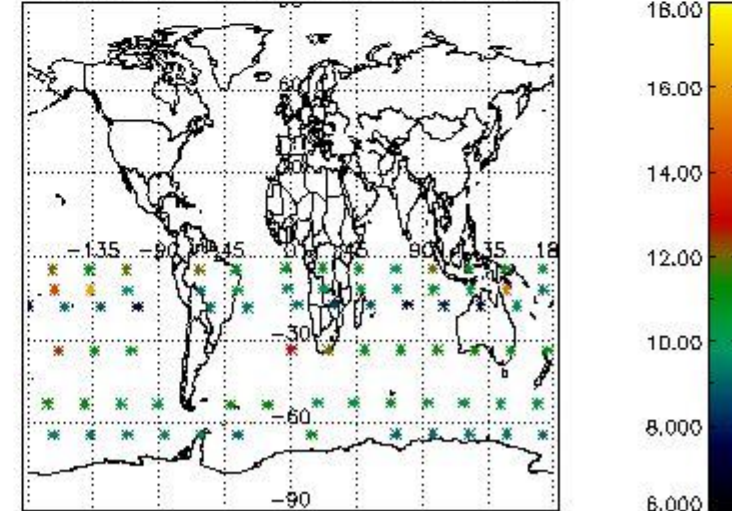
Percentage of flagged data per H2O profile



Percentage of flagged data per NO2 profile



Percentage of flagged data per NO3 profile

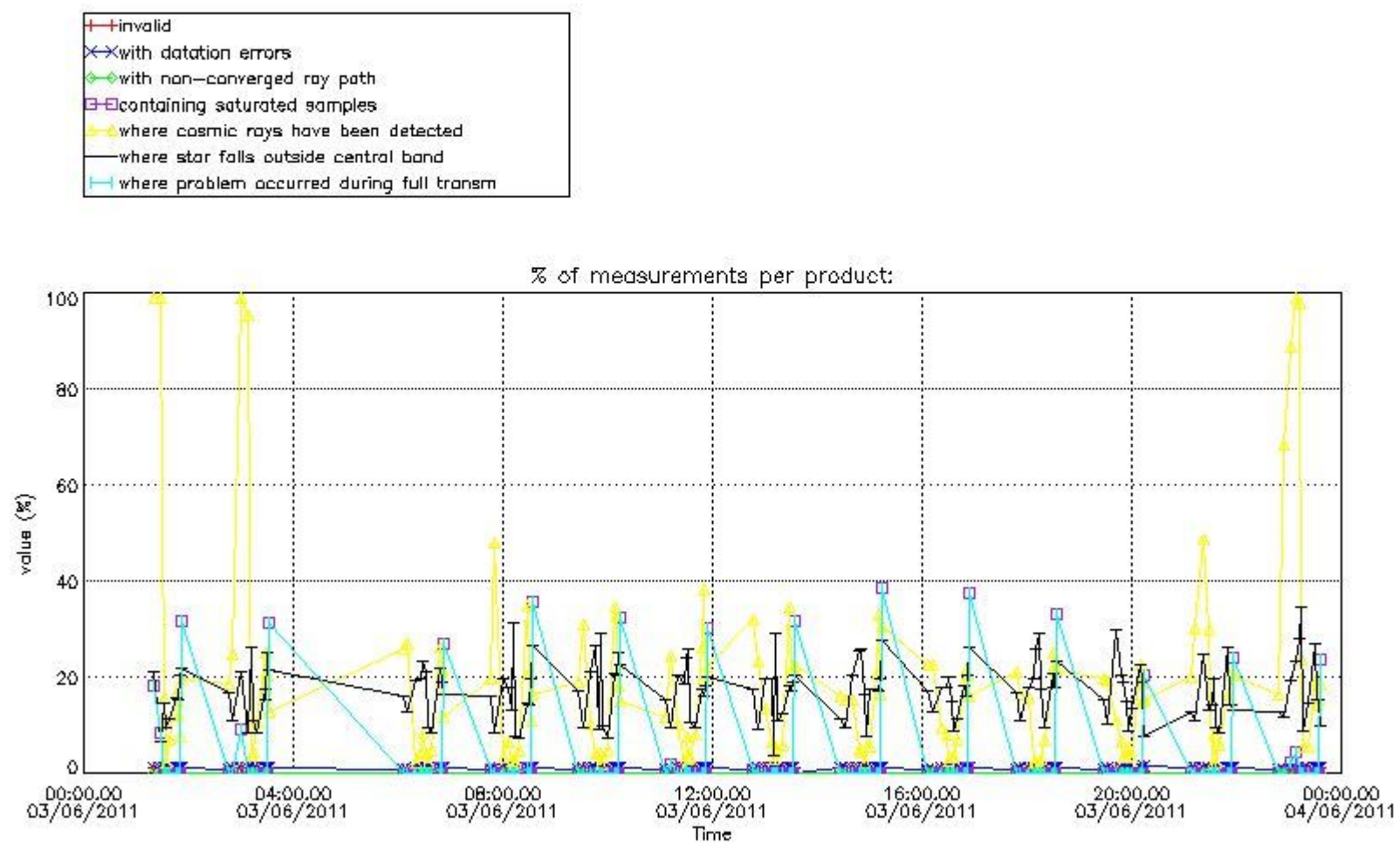


4. Level 1 quality information per product

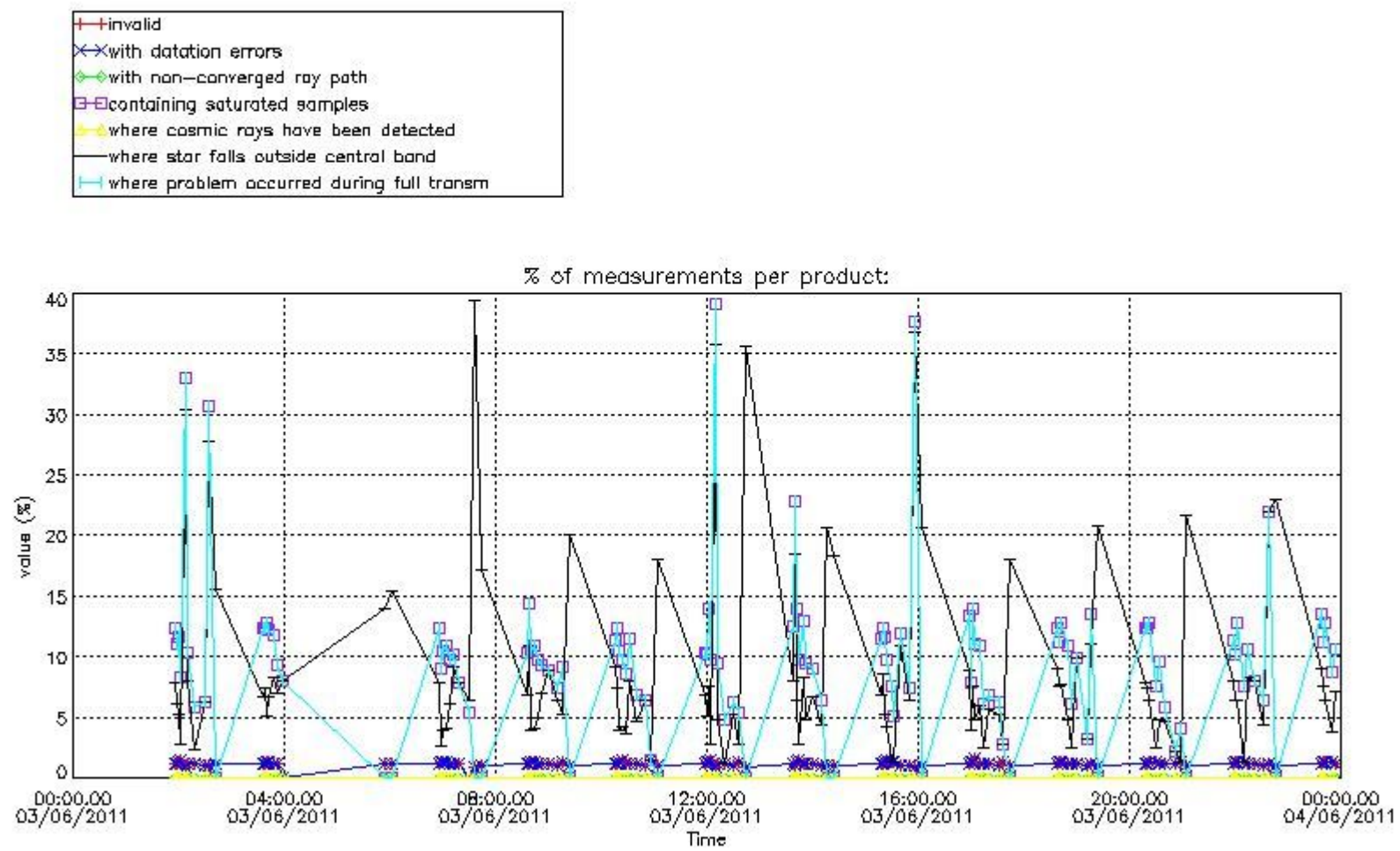
In this section it is plotted some information contained in the Quality Summary data set of the level 2 products that comes from the level 1b processing. Products without errors (error flag in the MPH set to "0") are used.

4.1 Plot quality information per product (time dependant) coming from level 1b processing

4.1.1 Plot level 1 quality information per product (time dependant): ENVISAT ASCENDING passes

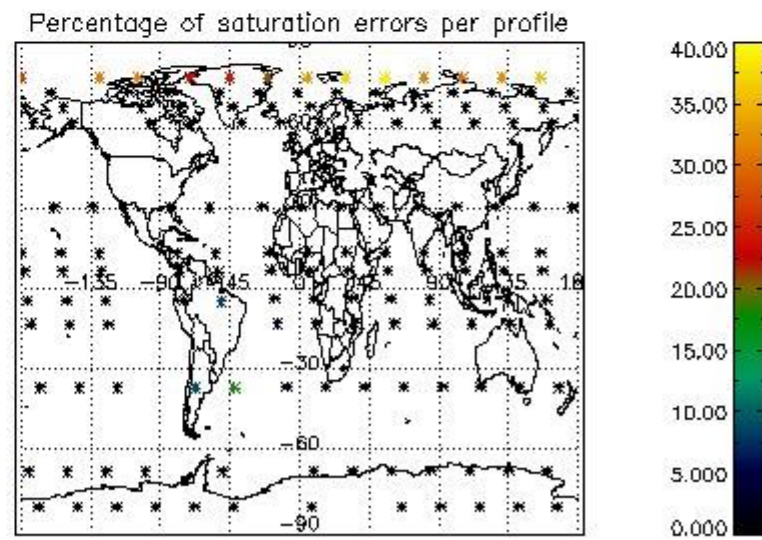
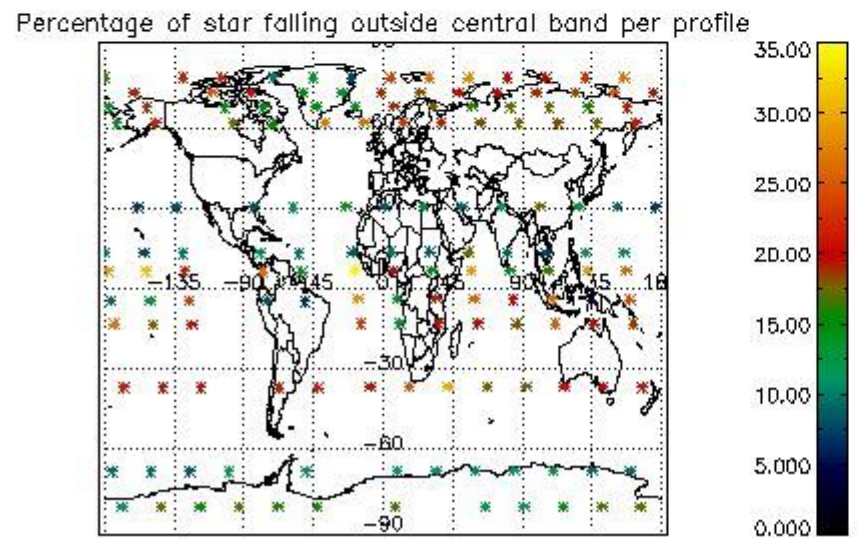
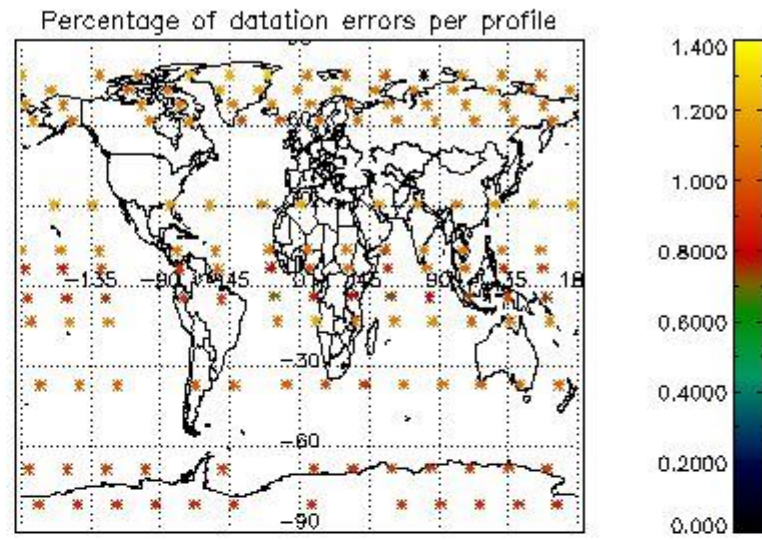
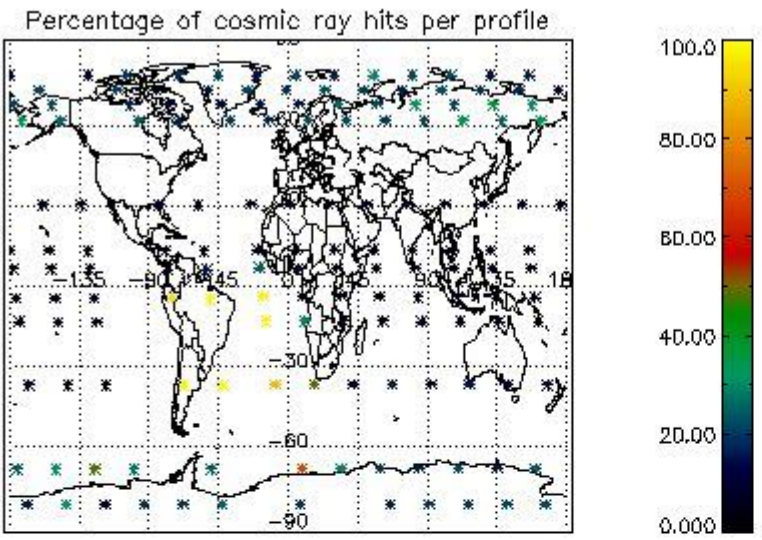


4.1.2 Plot level 1 quality information per product (time dependant): ENVI SAT DESCENDING passes

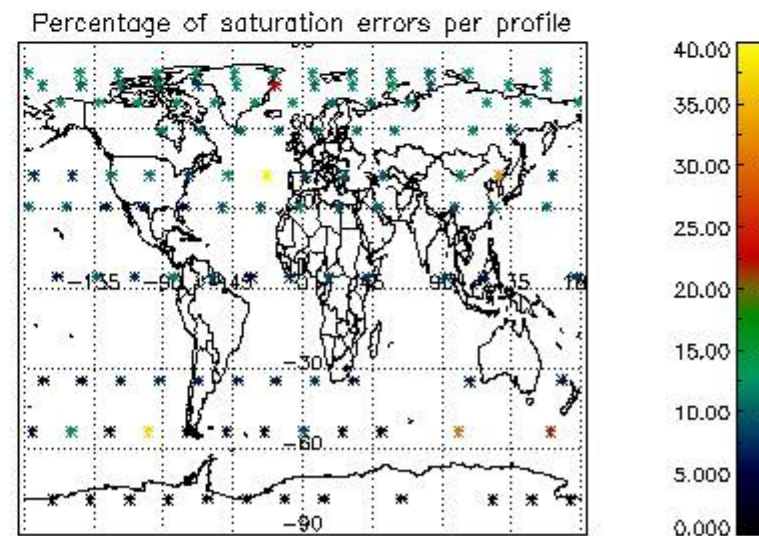
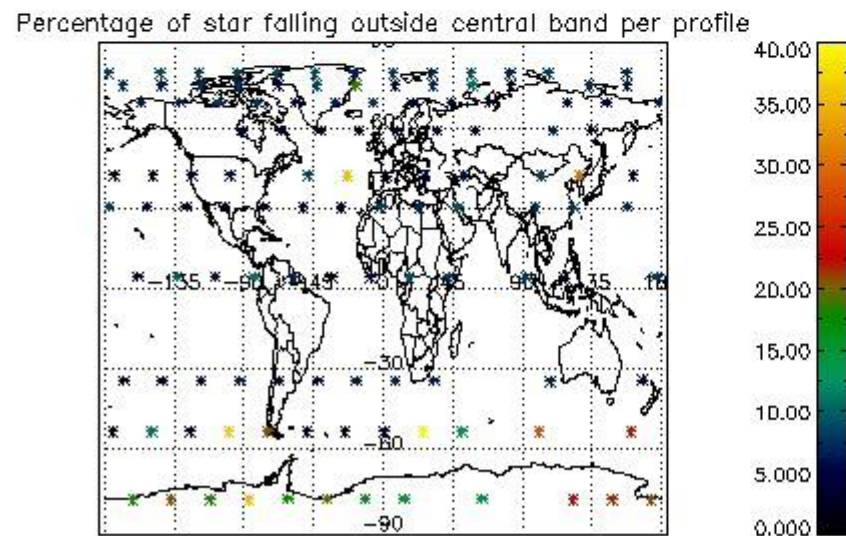
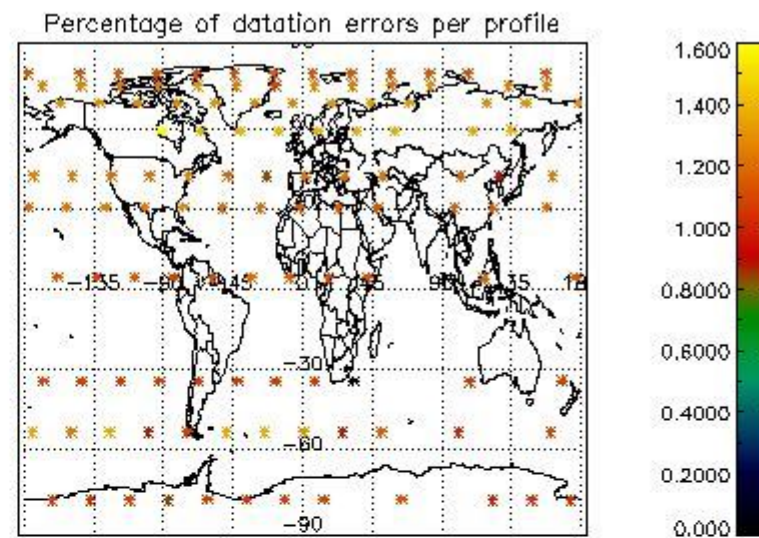
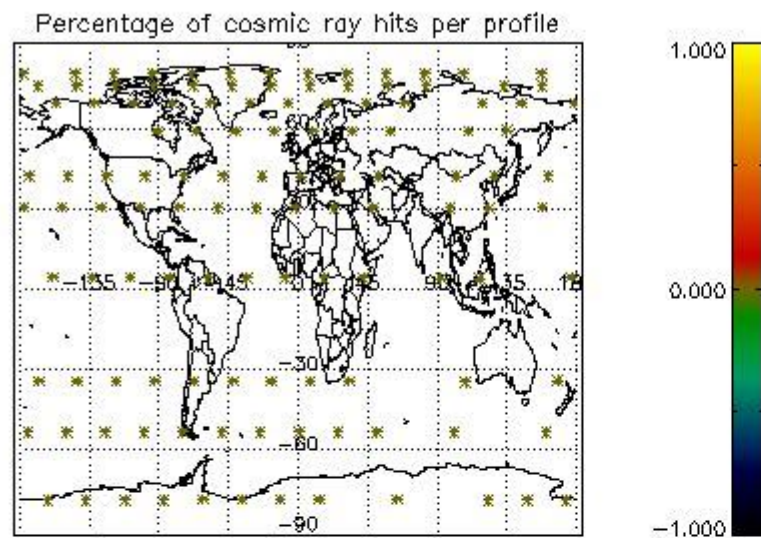


4.2 Plot quality information per product coming from level 1b processing (world map)

4.2.1 Plot level 1 quality information per product (world map): ENVISAT ASCENDING passes



4.2.2 Plot level 1 quality information per product (world map): ENVISAT DESCENDING passes



5. Trace gas profiles

5.1 Ozone statistics based on quality of products

The final quality of the products can be "measured" using the STD (Standard Deviation) attached to every point profile. This information is written to the parameter GOM_NL__2P/NL_LOCAL_SPECIES_DENSITY/o3_std of the level 2 products. The table below shows the statistics for given STD ranges.

The statistics are given with respect to the overall valid production:

- Products without fatal errors: GOM_NL__2P/MPH/PRODUCT_ERR=0
- Valid point profile: GOM_NL__2P/NL_LOCAL_SPECIES_DENSITY/pcd(0)=0

The 'Criteria' is applied to valid points of dark limb products:

- Products in dark limb illumination condition: GOM_NL__2P/NL_SUMMARY_QUALITY/obs_ill_cond=0
- Products without fatal errors: GOM_NL__2P/MPH/PRODUCT_ERR=0
- Valid point profile: GOM_NL__2P/NL_LOCAL_SPECIES_DENSITY/pcd(0)=0

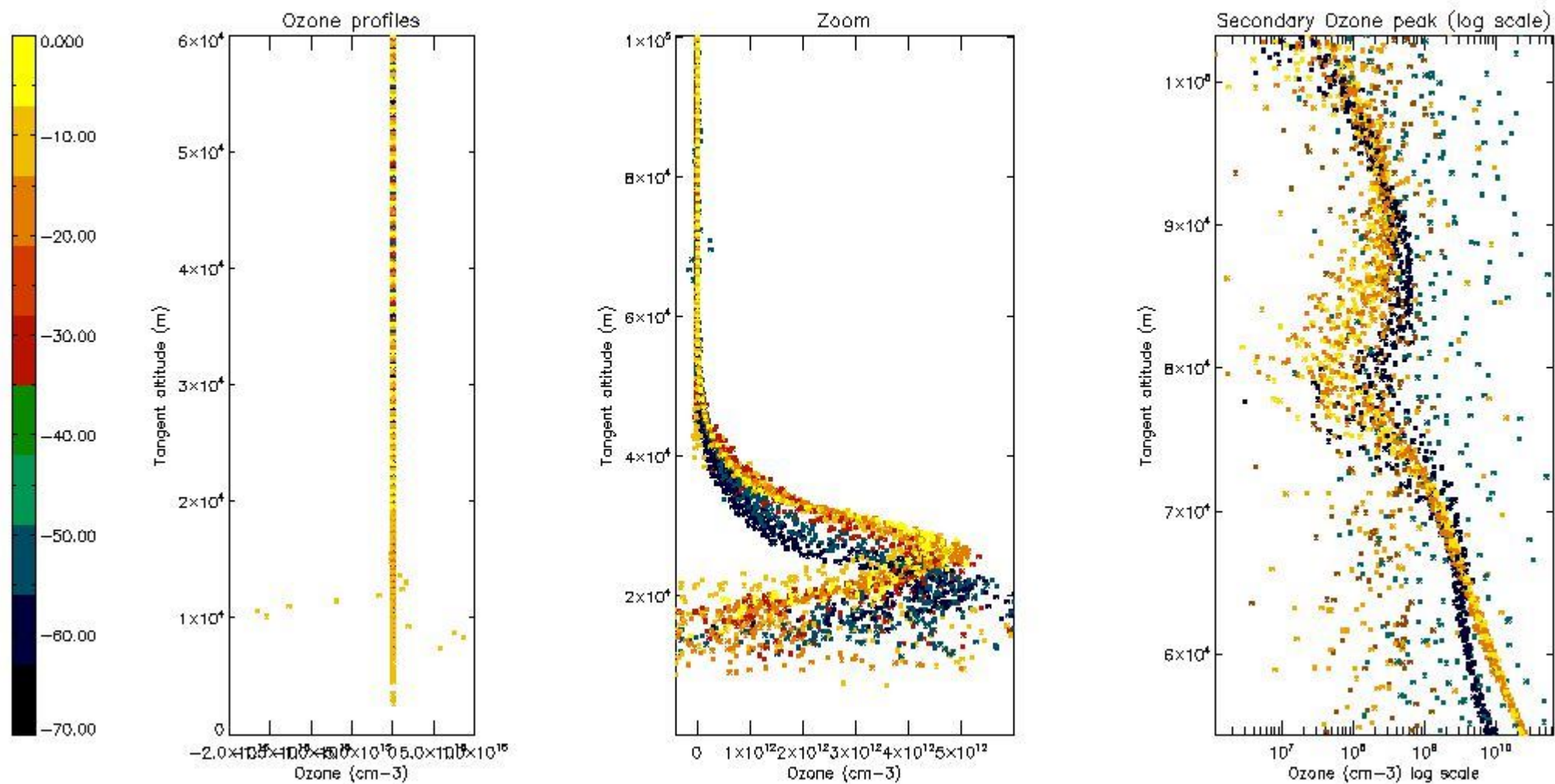
So, the table below shows the percentage of dark limb and valid observations for each criteria with respect to the overall valid daily observations.

Criteria	% of total production
All STD	32
STD < 20	14

STD < 10	10
STD < 5	7

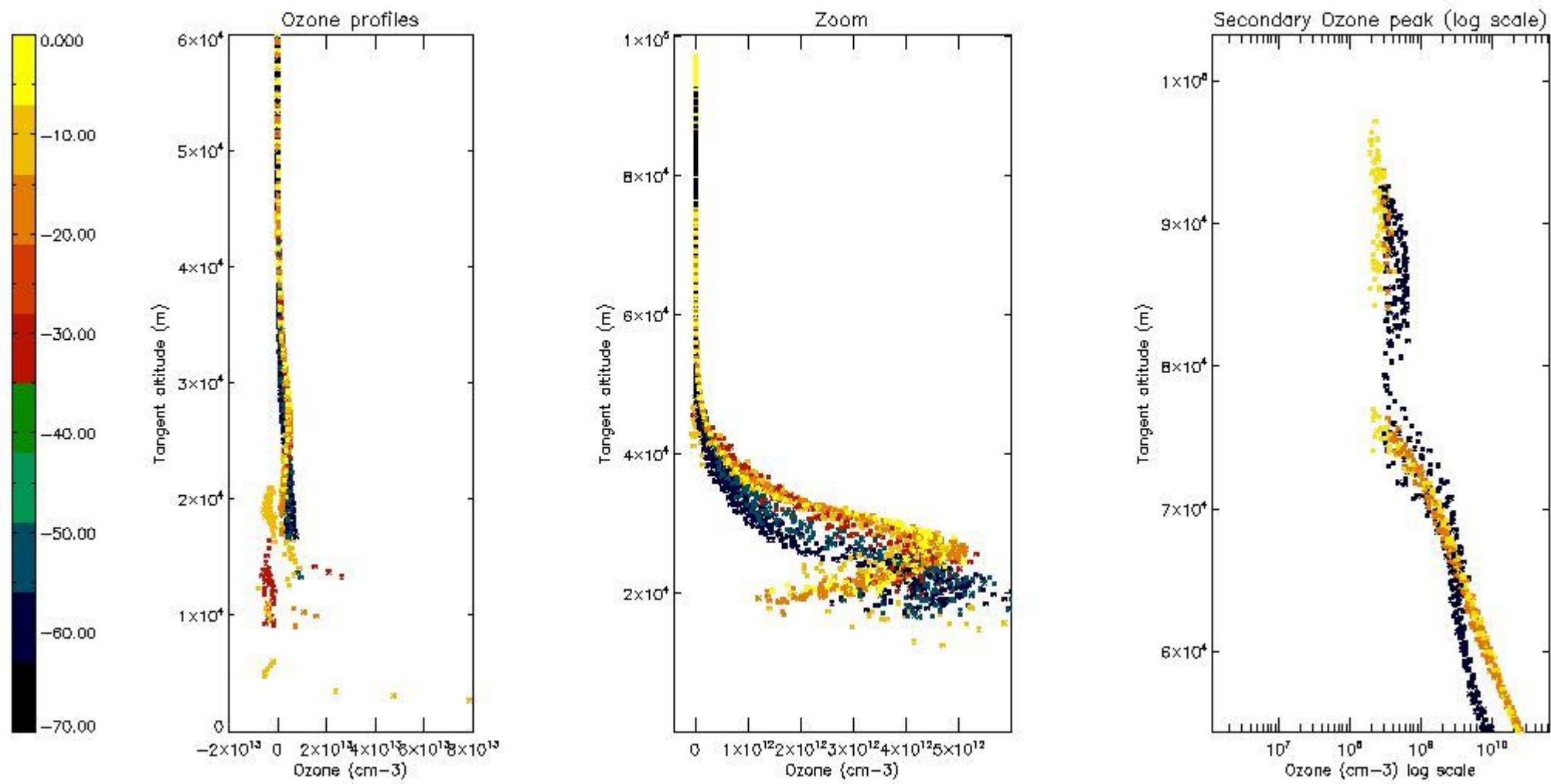
5.2 Plot ozone profiles for all STD (dark without errors)

The colorbar represents the latitude.



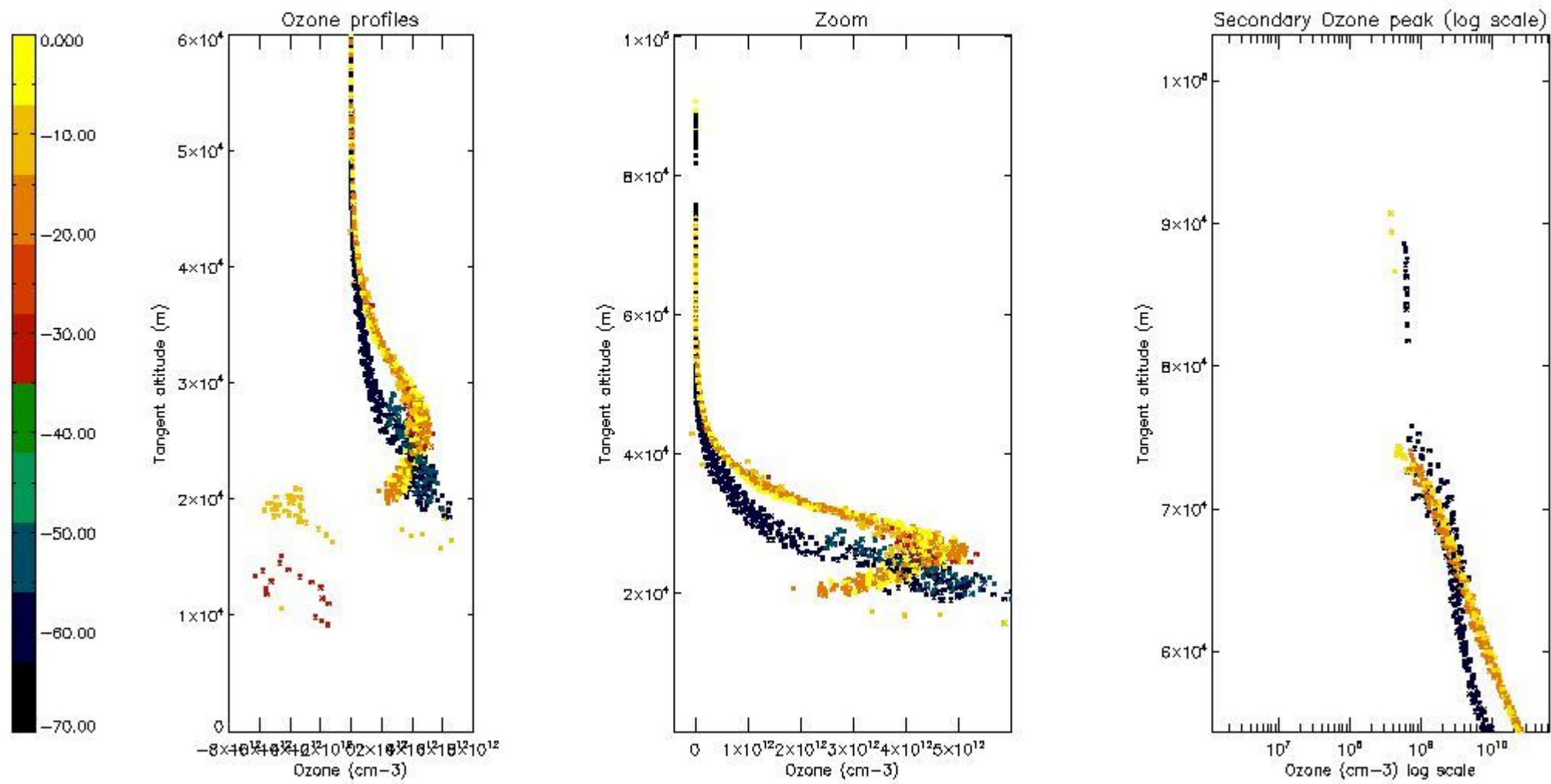
5.3 Plot ozone profiles where STD < 20% (dark without errors)

The colorbar represents the latitude.



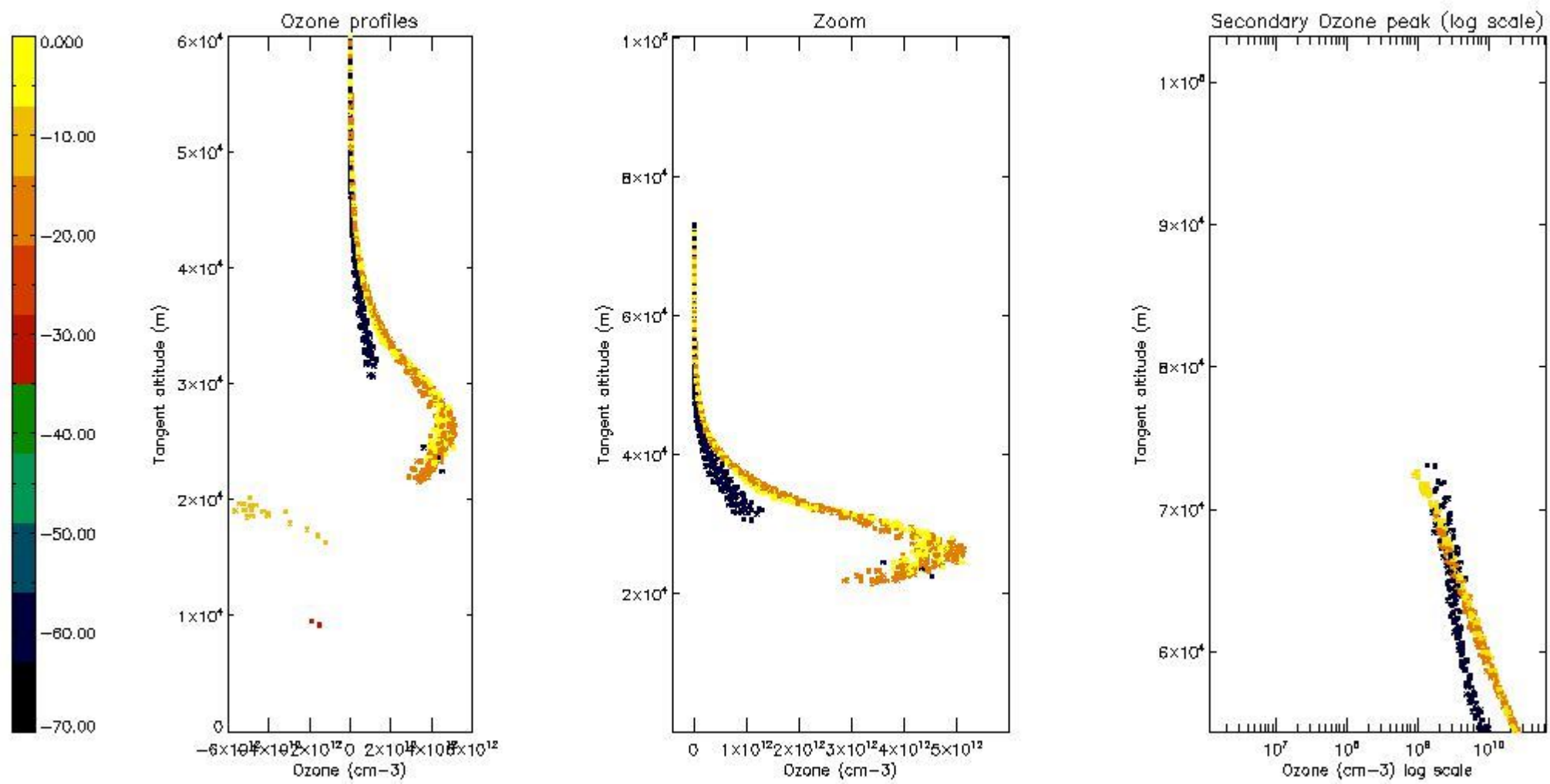
5.4 Plot ozone profiles where $STD < 10\%$ (dark without errors)

The colorbar represents the latitude.



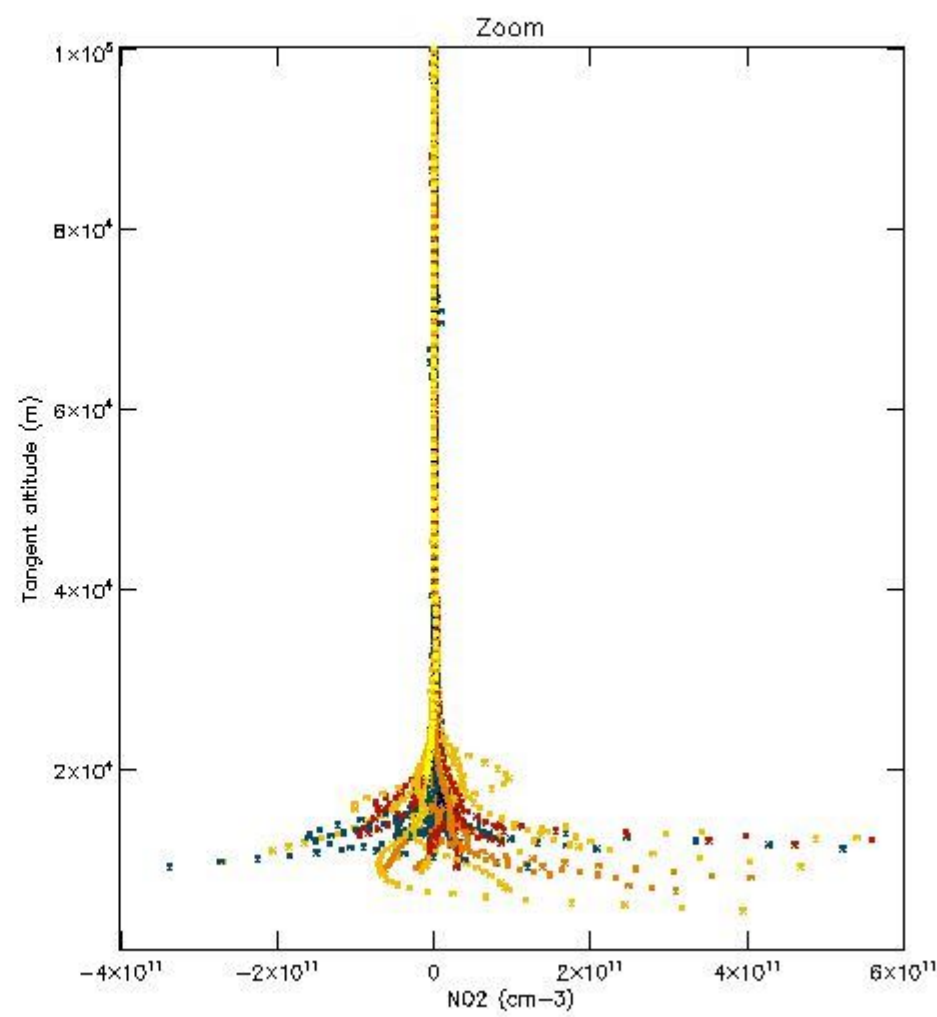
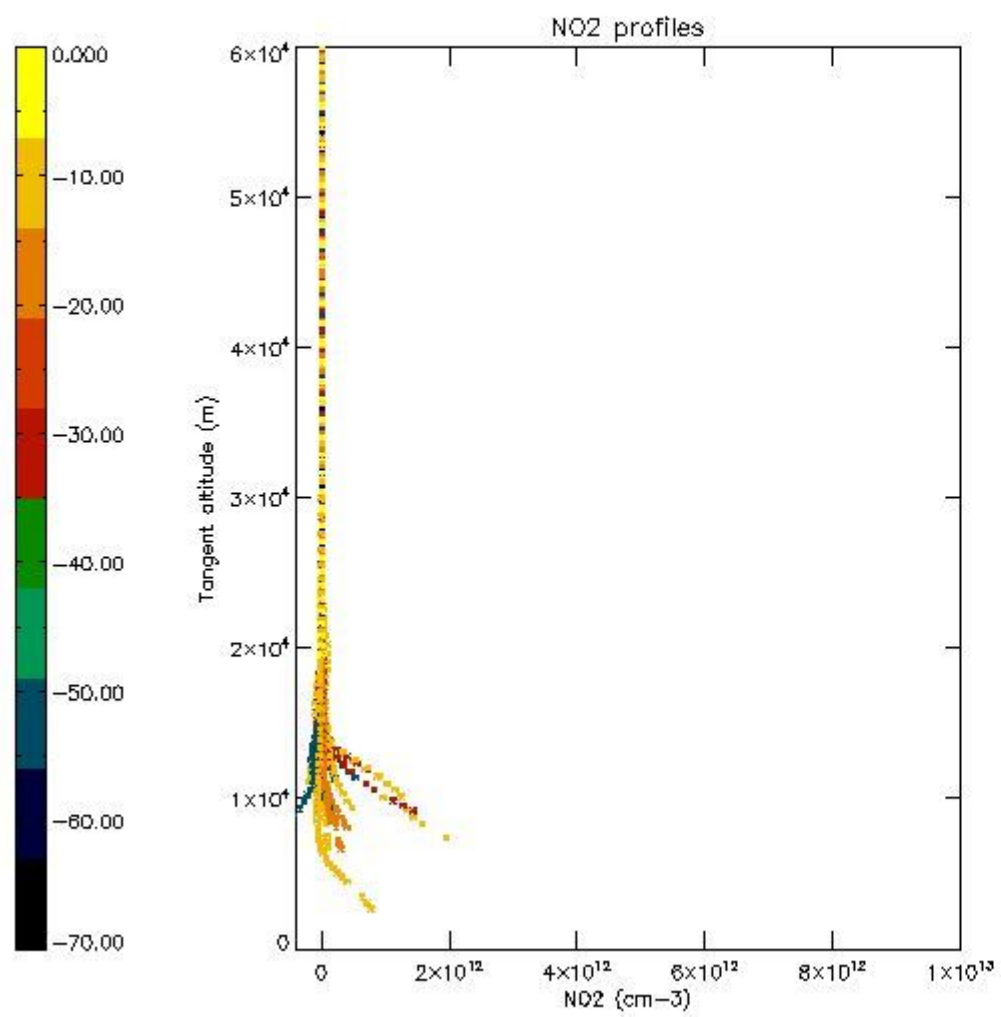
5.5 Plot ozone profiles where STD < 5% (dark without errors)

The colorbar represents the latitude.



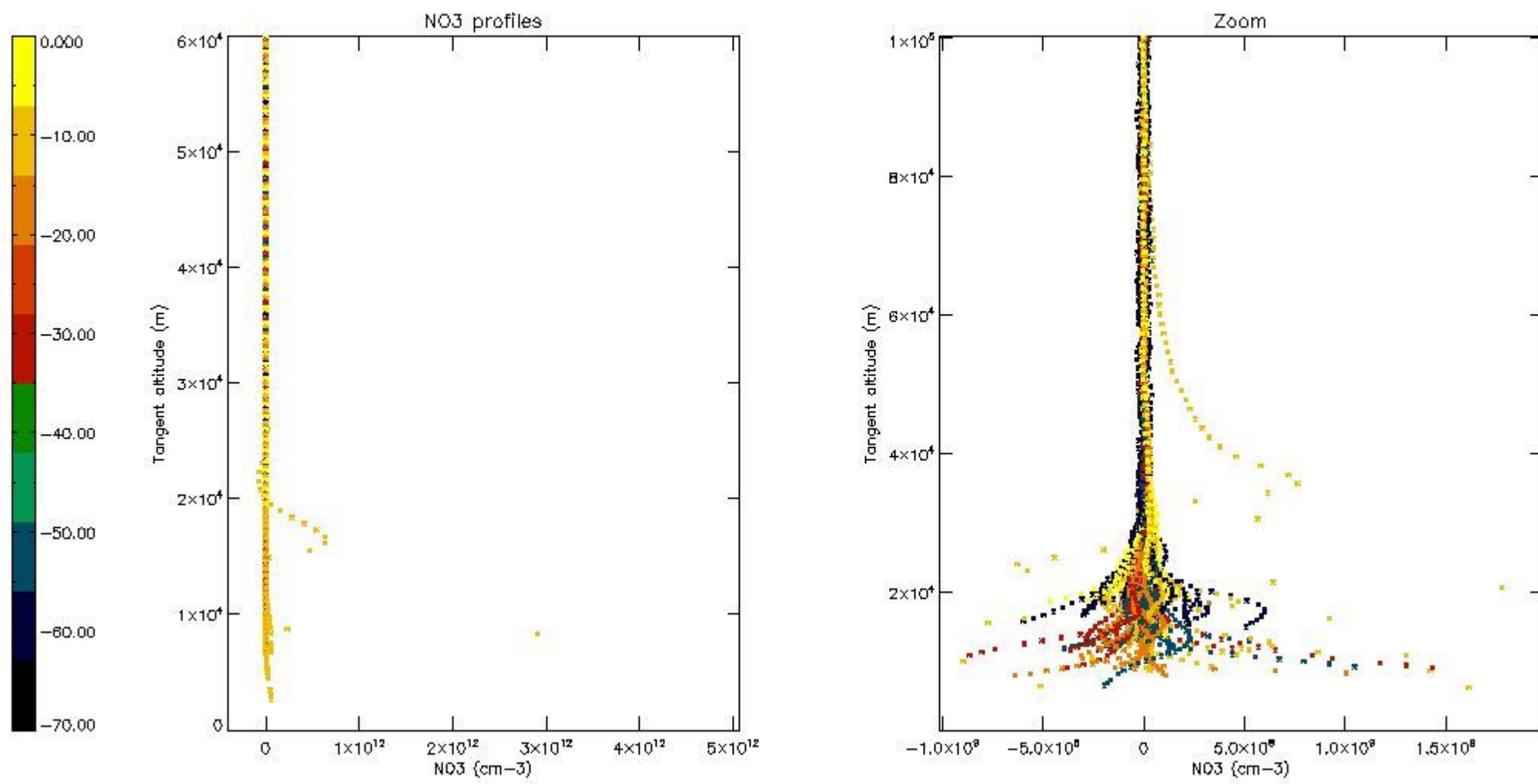
5.6 Plot NO₂ profiles for all STD (dark without errors)

The colorbar represents the latitude.



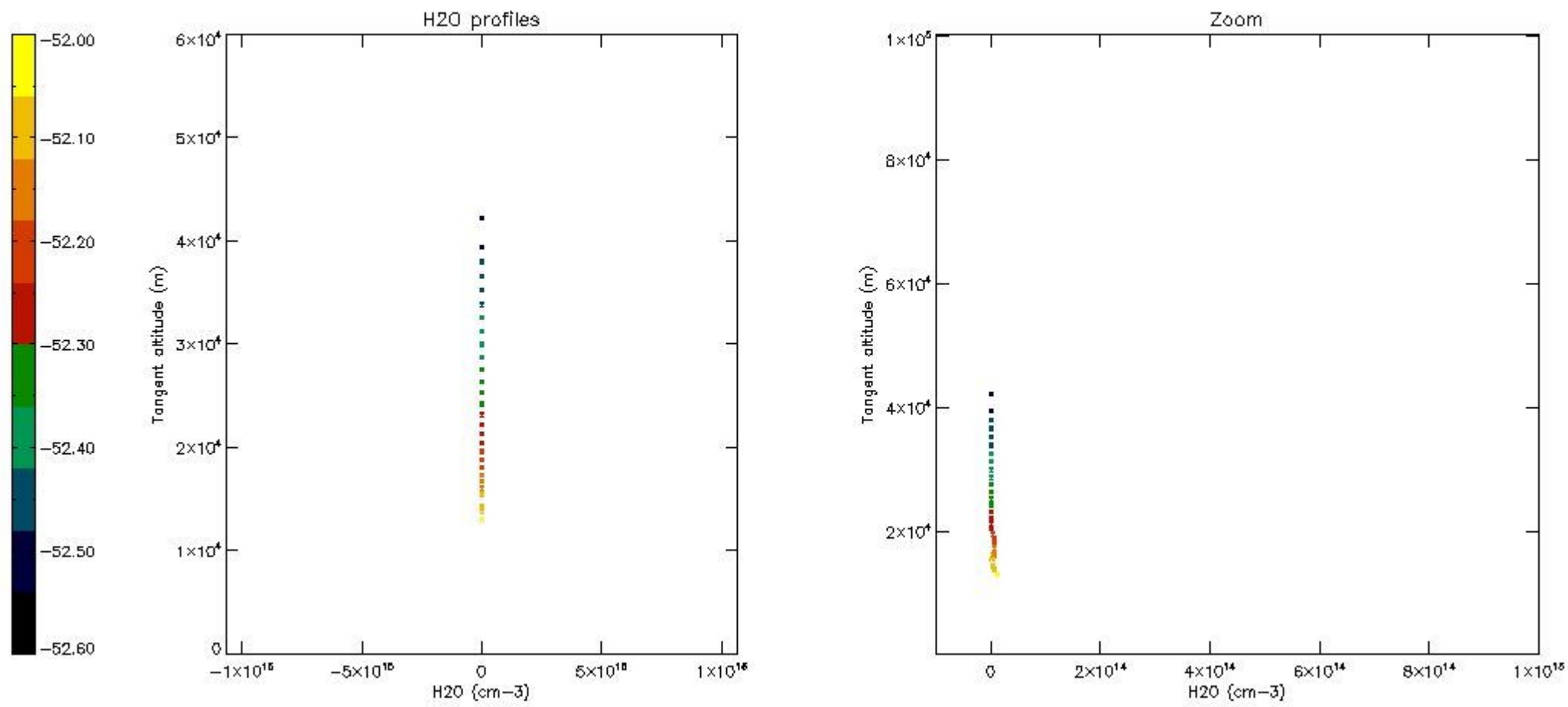
5.7 Plot NO3 profiles for all STD (dark without errors)

The colorbar represents the latitude.



5.8 Plot H2O profiles for all STD (only for occultations of stars 1,2,3,4,13,14,16,26,63 dark without errors)

The colorbar represents the latitude.



6. Auxiliary Data Files used for the production reported in section 2

The number reported in the third column indicates since which file (see list in section 2) the corresponding auxiliary file has been used. The fourth column is the date of those product files.

Type	Auxiliary Filename	Used since product	Used since product date
INST_PHYS_CHARACTERISTICS	GOM_INS_AXVIEC20091111_143220_20030716_120000_20500101_000000	1	03-JUN-2011 01:19:01
LEVEL-2_PROC_CONFIG	GOM_PR2_AXVIEC20091111_152718_20020301_000000_20500101_000000	1	03-JUN-2011 01:19:01
CROSS_SECTIONS_FILE	GOM_CRS_AXVIEC20091111_154832_20020301_000000_20500101_000000	1	03-JUN-2011 01:19:01

GOMOS Level 2 Daily Report

SUMMARY

[1. General Info](#)

[2. Summary of processed GOM_NL_2P products](#)

[3. Level 2 Quality information per product](#)

[3.1 Plot of level 2 quality information per product \(time dependant\)](#)

[3.2 Plot of level 2 quality information per product \(world map\)](#)

[4. Level 1 Quality information per product \(stored on level 2 products\)](#)

[4.1 Plot of level 1 quality information per product \(time dependant\)](#)

[4.1.1 Plot of level 1 quality information per product \(time dependant\): ASCENDING](#)

[4.1.2 Plot of level 1 quality information per product \(time dependant\): DESCENDING](#)

[4.2 Plot of level 1 quality information per product \(world map\)](#)

[4.2.1 Plot of level 1 quality information per product \(world map\): ASCENDING](#)

[4.2.2 Plot of level 1 quality information per product \(world map\): DESCENDING](#)

[5. Ozone profiles based on quality statistics and other trace gas profiles](#)

[5.1 Ozone statistics based on quality of products](#)

[5.2 Plot ozone profiles for all STD \(dark without errors\)](#)

[5.3 Plot ozone profiles where STD < 20% \(dark without errors\)](#)

[5.4. Plot ozone profiles where STD < 10% \(dark without errors\)](#)

[5.5. Plot ozone profiles where STD < 5% \(dark without errors\)](#)

[5.6 Plot NO2 profiles for all STD \(dark without errors\)](#)

[5.7 Plot NO3 profiles for all STD \(dark without errors\)](#)

[5.8 Plot H2O profiles \(only for occultations of stars 1,2,3,4,13,14,16,26,63 dark without errors\) for all STD](#)

[6. Auxiliary Data Files used for the production reported in section 2](#)

This report presents the daily analysis on parameters extracted from GOMOS level 2 data (GOM_NL__2P).
 It is intended to monitor some important parameters that will impact the quality of these products.
 A list of level 2 products (and content) that have arrived during the reporting day to the PCF is also given.

Item	Value
Time of report generation	24APR2013 14:20:45
Data source version	GOMOS/6.01
Start time of products	03-06-2011 (03JUN2011 00:00:00)
Stop time of products	04-06-2011 (04JUN2011 00:00:00)
Store outputs in DB	Yes
Nb of level 2 prods	273
Nb of prods with errors	0

2. Summary of processed GOM_NL__2P products.

Nr	Filename	UTC Start time	Limb	Duration	Star Id	Star Name	Star Mag	Star Temp	Nb Meas	Orbit	Prod. error
1	GOM_NL__2PRFIN20110603_011901_000000503103_00117_48407_8884.N1	03-JUN-2011 01:19:01	Dark	49.500	52	16Bet Cet	2.0370	4500.0	99	48407	No
2	GOM_NL__2PRFIN20110603_012805_000000543103_00117_48407_8885.N1	03-JUN-2011 01:28:05	Dark	54.000	18	24Alp PsA	1.1660	9700.0	108	48407	No
3	GOM_NL__2PRFIN20110603_013108_000000483103_00118_48408_8895.N1	03-JUN-2011 01:31:08	Dark	48.000	63	Bet Gru	2.1500	2800.0	96	48408	No
4	GOM_NL__2PRFIN20110603_013303_000000473103_00118_48408_8896.N1	03-JUN-2011 01:33:03	Dark	47.000	31	Alp Gru	1.7340	15200.	94	48408	No
5	GOM_NL__2PRFIN20110603_013751_000000443103_00118_48408_8897.N1	03-JUN-2011 01:37:51	Straylight	44.000	45	Alp Pav	1.9400	26000.	88	48408	No
6	GOM_NL__2PRFIN20110603_014648_000000453103_00118_48408_8898.N1	03-JUN-2011 01:46:48	Straylight	45.000	40	The Sco	1.8590	7100.0	90	48408	No
7	GOM_NL__2PRFIN20110603_014834_000000463103_00118_48408_8899.N1	03-JUN-2011 01:48:34	Twilight_stray	46.000	25	35Lam Sco	1.6200	28000.	92	48408	No
8	GOM_NL__2PRFIN20110603_015016_000000473103_00118_48408_8900.N1	03-JUN-2011 01:50:16	Twilight_stray	46.500	75	26Eps Sco	2.2910	4250.0	93	48408	No
9	GOM_NL__2PRFIN20110603_015215_000000463103_00118_48408_8901.N1	03-JUN-2011 01:52:15	Bright	46.000	136	23Tau Sco	2.8220	30000.	92	48408	No
10	GOM_NL__2PRFIN20110603_015547_000000453103_00118_48408_8902.N1	03-JUN-2011 01:55:47	Bright	44.500	86	35Eta Oph	2.4300	10200.	89	48408	No
11	GOM_NL__2PRFIN20110603_015736_000000413103_00118_48408_8903.N1	03-JUN-2011 01:57:36	Bright	40.500	98	13Zet Oph	2.5710	30000.	81	48408	No
12	GOM_NL__2PRFIN20110603_015946_000000393103_00118_48408_8904.N1	03-JUN-2011 01:59:46	Bright	38.500	120	1Del Oph	2.7340	3200.0	77	48408	No
13	GOM_NL__2PRFIN20110603_020245_000000363103_00118_48408_8905.N1	03-JUN-2011 02:02:45	Bright	36.000	102	24Alp Ser	2.6000	4250.0	72	48408	No
14	GOM_NL__2PRFIN20110603_020739_000000563103_00118_48408_8906.N1	03-JUN-2011 02:07:39	Bright	56.000	127	27Bet Her	2.7810	4700.0	112	48408	No
15	GOM_NL__2PRFIN20110603_021059_000000443103_00118_48408_8907.N1	03-JUN-2011 02:10:59	Bright	43.500	133	40Zet Her	2.8070	6000.0	87	48408	No
16	GOM_NL__2PRFIN20110603_021819_000000433103_00118_48408_8908.N1	03-JUN-2011 02:18:19	Bright	42.500	130	23Bet Dra	2.7990	5800.0	85	48408	No
17	GOM_NL__2PRFIN20110603_022908_000000483103_00118_48408_8909.N1	03-JUN-2011 02:29:08	Bright	47.500	89	5Alp Cep	2.4510	8000.0	95	48408	No
18	GOM_NL__2PRFIN20110603_023428_000000513103_00118_48408_8910.N1	03-JUN-2011 02:34:28	Bright	50.500	76	27Gam Cas	2.3000	30000.	101	48408	No
19	GOM_NL__2PRFIN20110603_024219_000000453103_00118_48408_8911.N1	03-JUN-2011 02:42:19	Bright	45.000	53	43Bet And	2.0480	3300.0	90	48408	No
20	GOM_NL__2PRFIN20110603_024503_000000573103_00118_48408_8912.N1	03-JUN-2011 02:45:03	Twilight_stray	56.500	58	21Alp And	2.0730	11000.	113	48408	No
21	GOM_NL__2PRFIN20110603_025012_000000553103_00118_48408_8913.N1	03-JUN-2011 02:50:12	Dark	54.500	140	88Gam Peg	2.8340	26000.	109	48408	No
22	GOM_NL__2PRFIN20110603_025915_000000503103_00118_48408_8914.N1	03-JUN-2011 02:59:15	Dark	49.500	52	16Bet Cet	2.0370	4500.0	99	48408	No
23	GOM_NL__2PRFIN20110603_030821_000000553103_00118_48408_8915.N1	03-JUN-2011 03:08:21	Dark	54.500	18	24Alp PsA	1.1660	9700.0	109	48408	No
24	GOM_NL__2PRFIN20110603_031123_000000563103_00119_48409_8922.N1	03-JUN-2011 03:11:23	Dark	55.500	63	Bet Gru	2.1500	2800.0	111	48409	No
25	GOM_NL__2PRFIN20110603_031318_000000473103_00119_48409_8923.N1	03-JUN-2011 03:13:18	Dark	46.500	31	Alp Gru	1.7340	15200.	93	48409	No
26	GOM_NL__2PRFIN20110603_031806_000000433103_00119_48409_8924.N1	03-JUN-2011 03:18:06	Straylight	42.500	45	Alp Pav	1.9400	26000.	85	48409	No
27	GOM_NL__2PRFIN20110603_032702_000000463103_00119_48409_8925.N1	03-JUN-2011 03:27:02	Straylight	46.000	40	The Sco	1.8590	7100.0	92	48409	No
28	GOM_NL__2PRFIN20110603_032848_000000463103_00119_48409_8926.N1	03-JUN-2011 03:28:48	Twilight_stray	46.000	25	35Lam Sco	1.6200	28000.	92	48409	No
29	GOM_NL__2PRFIN20110603_033030_000000503103_00119_48409_8927.N1	03-JUN-2011 03:30:30	Twilight_stray	49.500	75	26Eps Sco	2.2910	4250.0	99	48409	No
30	GOM_NL__2PRFIN20110603_033229_000000473103_00119_48409_8928.N1	03-JUN-2011 03:32:29	Bright	46.500	136	23Tau Sco	2.8220	30000.	93	48409	No
31	GOM_NL__2PRFIN20110603_033601_000000453103_00119_48409_8929.N1	03-JUN-2011 03:36:01	Bright	44.500	86	35Eta Oph	2.4300	10200.	89	48409	No
32	GOM_NL__2PRFIN20110603_033750_000000413103_00119_48409_8930.N1	03-JUN-2011 03:37:50	Bright	40.500	98	13Zet Oph	2.5710	30000.	81	48409	No
33	GOM_NL__2PRFIN20110603_034000_000000393103_00119_48409_8931.N1	03-JUN-2011 03:40:00	Bright	39.000	120	1Del Oph	2.7340	3200.0	78	48409	No
34	GOM_NL__2PRFIN20110603_034259_000000373103_00119_48409_8932.N1	03-JUN-2011 03:42:59	Bright	37.000	102	24Alp Ser	2.6000	4250.0	74	48409	No
35	GOM_NL__2PRFIN20110603_034753_000000433103_00119_48409_8933.N1	03-JUN-2011 03:47:53	Bright	42.500	127	27Bet Her	2.7810	4700.0	85	48409	No
36	GOM_NL__2PRFIN20110603_035113_000000433103_00119_48409_8934.N1	03-JUN-2011 03:51:13	Bright	43.000	133	40Zet Her	2.8070	6000.0	86	48409	No
37	GOM_NL__2PRFIN20110603_035832_000000443103_00119_48409_8935.N1	03-JUN-2011 03:58:32	Bright	44.000	130	23Bet Dra	2.7990	5800.0	88	48409	No
38	GOM_NL__2PRFIN20110603_054556_000000433103_00120_48410_8930.N1	03-JUN-2011 05:54:56	Bright	43.000	76	27Gam Cas	2.3000	30000.	86	48410	No
39	GOM_NL__2PRFIN20110603_060247_000000463103_00120_48410_8931.N1	03-JUN-2011 06:02:47	Bright	45.500	53	43Bet And	2.0480	3300.0	91	48410	No
40	GOM_NL__2PRFIN20110603_060532_000000573103_00120_48410_8932.N1	03-JUN-2011 06:05:32	Twilight_stray	56.500	58	21Alp And	2.0730	11000.	113	48410	No
41	GOM_NL__2PRFIN20110603_061041_000000563103_00120_48410_8933.N1	03-JUN-2011 06:10:41	Dark	55.500	140	88Gam Peg	2.8340	26000.	111	48410	No
42	GOM_NL__2PRFIN20110603_061945_000000493103_00120_48410_8934.N1	03-JUN-2011 06:19:45	Dark	49.000	52	16Bet Cet	2.0370	4500.0	98	48410	No

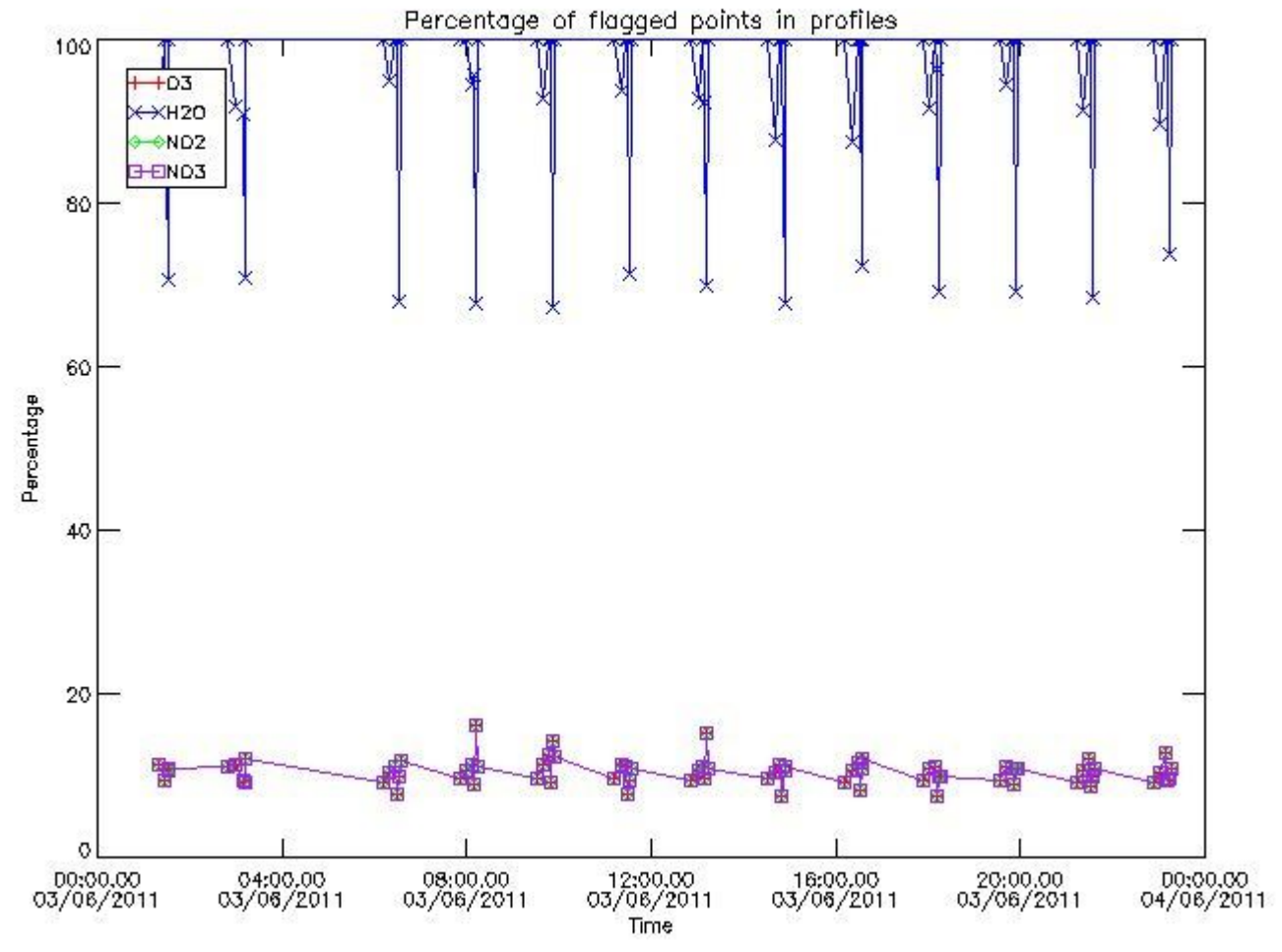
220	GOM_NL__2PRFIN20110603_195352_000000483103_00129_48419_9392.N1	03-JUN-2011 19:53:52	Dark	47.500	63	Bet Gru	2.1500	2800.0	95	48419	No
221	GOM_NL__2PRFIN20110603_195548_000000473103_00129_48419_9393.N1	03-JUN-2011 19:55:48	Dark	46.500	31	Alp Gru	1.7340	15200.	93	48419	No
222	GOM_NL__2PRFIN20110603_200032_000000453103_00129_48419_9394.N1	03-JUN-2011 20:00:32	Straylight	44.500	45	Alp Pav	1.9400	26000.	89	48419	No
223	GOM_NL__2PRFIN20110603_200926_000000493103_00129_48419_9395.N1	03-JUN-2011 20:09:26	Straylight	48.500	40	The Sco	1.8590	7100.0	97	48419	No
224	GOM_NL__2PRFIN20110603_201112_000000483103_00129_48419_9396.N1	03-JUN-2011 20:11:12	Tw_i_and_stray	47.500	25	35Lam Sco	1.6200	28000.	95	48419	No
225	GOM_NL__2PRFIN20110603_201253_000000453103_00129_48419_9397.N1	03-JUN-2011 20:12:53	Tw_i_and_stray	45.000	75	26Eps Sco	2.2910	4250.0	90	48419	No
226	GOM_NL__2PRFIN20110603_201452_000000393103_00129_48419_9398.N1	03-JUN-2011 20:14:52	Bright	39.000	136	23Tau Sco	2.8220	30000.	78	48419	No
227	GOM_NL__2PRFIN20110603_201822_000000453103_00129_48419_9399.N1	03-JUN-2011 20:18:22	Bright	44.500	86	35Eta Oph	2.4300	10200.	89	48419	No
228	GOM_NL__2PRFIN20110603_202011_000000413103_00129_48419_9400.N1	03-JUN-2011 20:20:11	Bright	40.500	98	13Zet Oph	2.5710	30000.	81	48419	No
229	GOM_NL__2PRFIN20110603_202220_000000393103_00129_48419_9401.N1	03-JUN-2011 20:22:20	Bright	39.000	120	1Del Oph	2.7340	3200.0	78	48419	No
230	GOM_NL__2PRFIN20110603_203009_000000403103_00129_48419_9402.N1	03-JUN-2011 20:30:09	Bright	40.000	127	27Bet Her	2.7810	4700.0	80	48419	No
231	GOM_NL__2PRFIN20110603_203328_000000423103_00129_48419_9403.N1	03-JUN-2011 20:33:28	Bright	41.500	133	40Zet Her	2.8070	6000.0	83	48419	No
232	GOM_NL__2PRFIN20110603_204047_000000443103_00129_48419_9404.N1	03-JUN-2011 20:40:47	Bright	43.500	130	23Bet Dra	2.7990	5800.0	87	48419	No
233	GOM_NL__2PRFIN20110603_205136_000000463103_00129_48419_9405.N1	03-JUN-2011 20:51:36	Bright	45.500	89	5Alp Cep	2.4510	8000.0	91	48419	No
234	GOM_NL__2PRFIN20110603_205701_000000373103_00129_48419_9406.N1	03-JUN-2011 20:57:01	Bright	36.500	76	27Gam Cas	2.3000	30000.	73	48419	No
235	GOM_NL__2PRFIN20110603_210454_000000493103_00129_48419_9407.N1	03-JUN-2011 21:04:54	Bright	48.500	53	43Bet And	2.0480	3300.0	97	48419	No
236	GOM_NL__2PRFIN20110603_210739_000000553103_00129_48419_9408.N1	03-JUN-2011 21:07:39	Tw_i_and_stray	55.000	58	21Alp And	2.0730	11000.	110	48419	No
237	GOM_NL__2PRFIN20110603_211252_000000553103_00129_48419_9409.N1	03-JUN-2011 21:12:52	Dark	55.000	140	88Gam Peg	2.8340	26000.	110	48419	No
238	GOM_NL__2PRFIN20110603_212157_000000533103_00129_48419_9410.N1	03-JUN-2011 21:21:57	Dark	52.500	52	16Bet Cet	2.0370	4500.0	105	48419	No
239	GOM_NL__2PRFIN20110603_212834_000000423103_00129_48419_9411.N1	03-JUN-2011 21:28:34	Dark	42.000	84	Alp Phe	2.3970	4500.0	84	48419	No
240	GOM_NL__2PRFIN20110603_213109_000000603103_00129_48419_9412.N1	03-JUN-2011 21:31:09	Dark	59.500	18	24Alp PsA	1.1660	9700.0	119	48419	No
241	GOM_NL__2PRFIN20110603_213407_000000513103_00130_48420_9417.N1	03-JUN-2011 21:34:07	Dark	51.000	63	Bet Gru	2.1500	2800.0	102	48420	No
242	GOM_NL__2PRFIN20110603_213602_000000473103_00130_48420_9418.N1	03-JUN-2011 21:36:02	Dark	47.000	31	Alp Gru	1.7340	15200.	94	48420	No
243	GOM_NL__2PRFIN20110603_214047_000000423103_00130_48420_9419.N1	03-JUN-2011 21:40:47	Straylight	42.000	45	Alp Pav	1.9400	26000.	84	48420	No
244	GOM_NL__2PRFIN20110603_214940_000000523103_00130_48420_9420.N1	03-JUN-2011 21:49:40	Straylight	51.500	40	The Sco	1.8590	7100.0	103	48420	No
245	GOM_NL__2PRFIN20110603_215127_000000463103_00130_48420_9421.N1	03-JUN-2011 21:51:27	Tw_i_and_stray	45.500	25	35Lam Sco	1.6200	28000.	91	48420	No
246	GOM_NL__2PRFIN20110603_215307_000000433103_00130_48420_9422.N1	03-JUN-2011 21:53:07	Tw_i_and_stray	42.500	75	26Eps Sco	2.2910	4250.0	85	48420	No
247	GOM_NL__2PRFIN20110603_215506_000000423103_00130_48420_9423.N1	03-JUN-2011 21:55:06	Bright	41.500	136	23Tau Sco	2.8220	30000.	83	48420	No
248	GOM_NL__2PRFIN20110603_215836_000000443103_00130_48420_9424.N1	03-JUN-2011 21:58:36	Bright	44.000	86	35Eta Oph	2.4300	10200.	88	48420	No
249	GOM_NL__2PRFIN20110603_220025_000000403103_00130_48420_9425.N1	03-JUN-2011 22:00:25	Bright	39.500	98	13Zet Oph	2.5710	30000.	79	48420	No
250	GOM_NL__2PRFIN20110603_220233_000000393103_00130_48420_9426.N1	03-JUN-2011 22:02:33	Bright	39.000	120	1Del Oph	2.7340	3200.0	78	48420	No
251	GOM_NL__2PRFIN20110603_221023_000000403103_00130_48420_9427.N1	03-JUN-2011 22:10:23	Bright	39.500	127	27Bet Her	2.7810	4700.0	79	48420	No
252	GOM_NL__2PRFIN20110603_221342_000000433103_00130_48420_9428.N1	03-JUN-2011 22:13:42	Bright	42.500	133	40Zet Her	2.8070	6000.0	85	48420	No
253	GOM_NL__2PRFIN20110603_222100_000000443103_00130_48420_9429.N1	03-JUN-2011 22:21:00	Bright	44.000	130	23Bet Dra	2.7990	5800.0	88	48420	No
254	GOM_NL__2PRFIN20110603_223149_000000473103_00130_48420_9430.N1	03-JUN-2011 22:31:49	Bright	46.500	89	5Alp Cep	2.4510	8000.0	93	48420	No
255	GOM_NL__2PRFIN20110603_223715_000000463103_00130_48420_9431.N1	03-JUN-2011 22:37:15	Bright	45.500	76	27Gam Cas	2.3000	30000.	91	48420	No
256	GOM_NL__2PRFIN20110603_224508_000000503103_00130_48420_9432.N1	03-JUN-2011 22:45:08	Bright	50.000	53	43Bet And	2.0480	3300.0	100	48420	No
257	GOM_NL__2PRFIN20110603_224753_000000563103_00130_48420_9433.N1	03-JUN-2011 22:47:53	Tw_i_and_stray	55.500	58	21Alp And	2.0730	11000.	111	48420	No
258	GOM_NL__2PRFIN20110603_225307_000000563103_00130_48420_9434.N1	03-JUN-2011 22:53:07	Dark	55.500	140	88Gam Peg	2.8340	26000.	111	48420	No
259	GOM_NL__2PRFIN20110603_230211_000000493103_00130_48420_9435.N1	03-JUN-2011 23:02:11	Dark	49.000	52	16Bet Cet	2.0370	4500.0	98	48420	No
260	GOM_NL__2PRFIN20110603_230849_000000483103_00130_48420_9436.N1	03-JUN-2011 23:08:49	Dark	47.500	84	Alp Phe	2.3970	4500.0	95	48420	No
261	GOM_NL__2PRFIN20110603_231124_000000713103_00130_48420_9437.N1	03-JUN-2011 23:11:24	Dark	71.000	18	24Alp PsA	1.1660	9700.0	142	48420	No
262	GOM_NL__2PRFIN20110603_231422_000000643103_00131_48421_9432.N1	03-JUN-2011 23:14:22	Dark	63.500	63	Bet Gru	2.1500	2800.0	127	48421	No
263	GOM_NL__2PRFIN20110603_231617_000000473103_00131_48421_9433.N1	03-JUN-2011 23:16:17	Dark	46.500	31	Alp Gru	1.7340	15200.	93	48421	No
264	GOM_NL__2PRFIN20110603_232101_000000453103_00131_48421_9434.N1	03-JUN-2011 23:21:01	Straylight	45.000	45	Alp Pav	1.9400	26000.	90	48421	No
265	GOM_NL__2PRFIN20110603_232955_000000523103_00131_48421_9435.N1	03-JUN-2011 23:29:55	Straylight	52.000	40	The Sco	1.8590	7100.0	104	48421	No
266	GOM_NL__2PRFIN20110603_233141_000000463103_00131_48421_9436.N1	03-JUN-2011 23:31:41	Tw_i_and_stray	46.000	25	35Lam Sco	1.6200	28000.	92	48421	No
267	GOM_NL__2PRFIN20110603_233321_000000433103_00131_48421_9437.N1	03-JUN-2011 23:33:21	Tw_i_and_stray	43.000	75	26Eps Sco	2.2910	4250.0	86	48421	No
268	GOM_NL__2PRFIN20110603_233520_000000413103_00131_48421_9438.N1	03-JUN-2011 23:35:20	Bright	40.500	136	23Tau Sco	2.8220	30000.	81	48421	No
269	GOM_NL__2PRFIN20110603_233850_000000453103_00131_48421_9439.N1	03-JUN-2011 23:38:50	Bright	44.500	86	35Eta Oph	2.4300	10200.	89	48421	No
270	GOM_NL__2PRFIN20110603_234039_000000403103_00131_48421_9440.N1	03-JUN-2011 23:40:39	Bright	40.000	98	13Zet Oph	2.5710	30000.	80	48421	No
271	GOM_NL__2PRFIN20110603_234247_000000393103_00131_48421_9441.N1	03-JUN-2011 23:42:47	Bright	39.000	120	1Del Oph	2.7340	3200.0	78	48421	No
272	GOM_NL__2PRFIN20110603_235037_000000403103_00131_48421_9442.N1	03-JUN-2011 23:50:37	Bright	40.000	127	27Bet Her	2.7810	4700.0	80	48421	No
273	GOM_NL__2PRFIN20110603_235355_000000433103_00131_48421_9443.N1	03-JUN-2011 23:53:55	Bright	42.500	133	40Zet Her	2.8070	6000.0	85	48421	No

3. Quality information per product

In this section it is plotted some information contained in the Quality Summary data set of

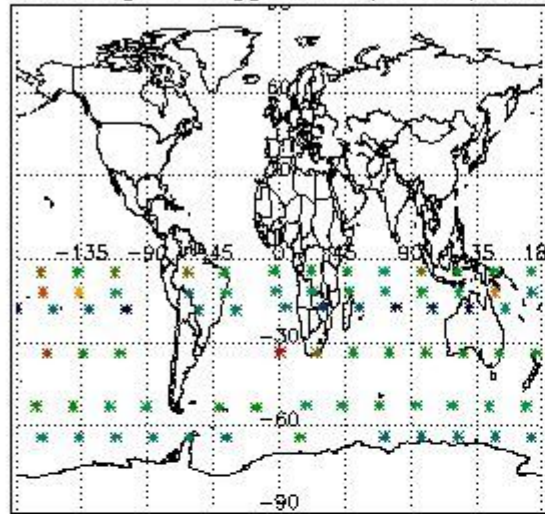
the level 2 products. Only products in dark limb conditions and without errors (error flag in the MPH set to "0") are used.

3.1 Plot quality information per product (time dependant)

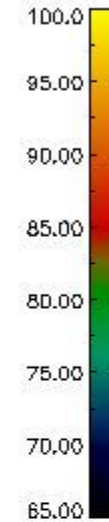
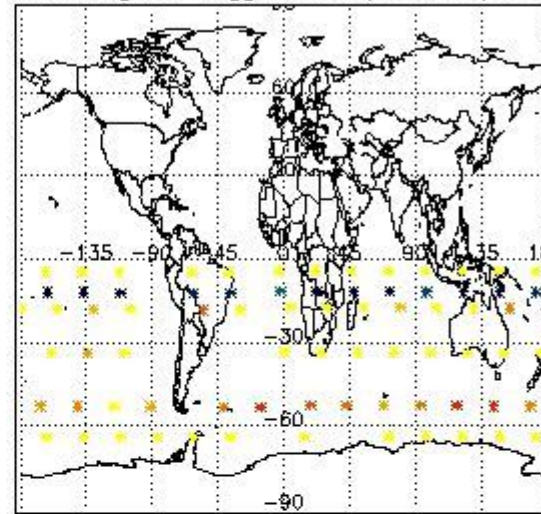


3.2 Plot quality information per product (world map)


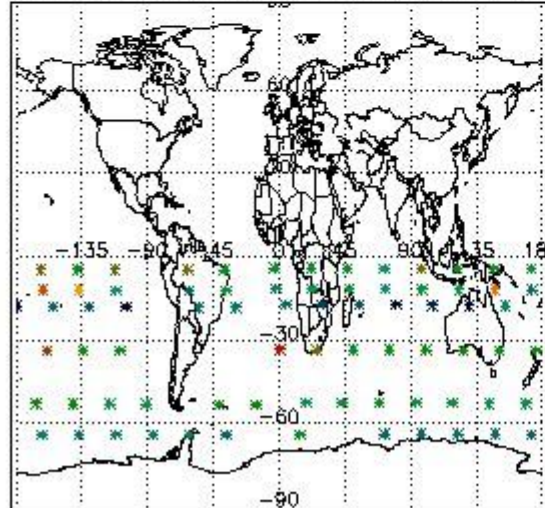
Percentage of flagged data per O3 profile



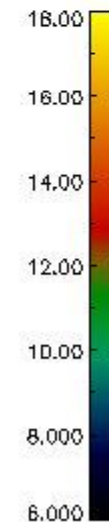
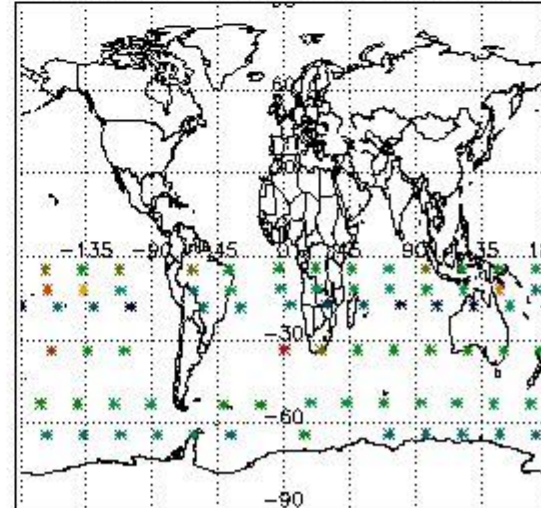
Percentage of flagged data per H2O profile



Percentage of flagged data per NO2 profile



Percentage of flagged data per NO3 profile

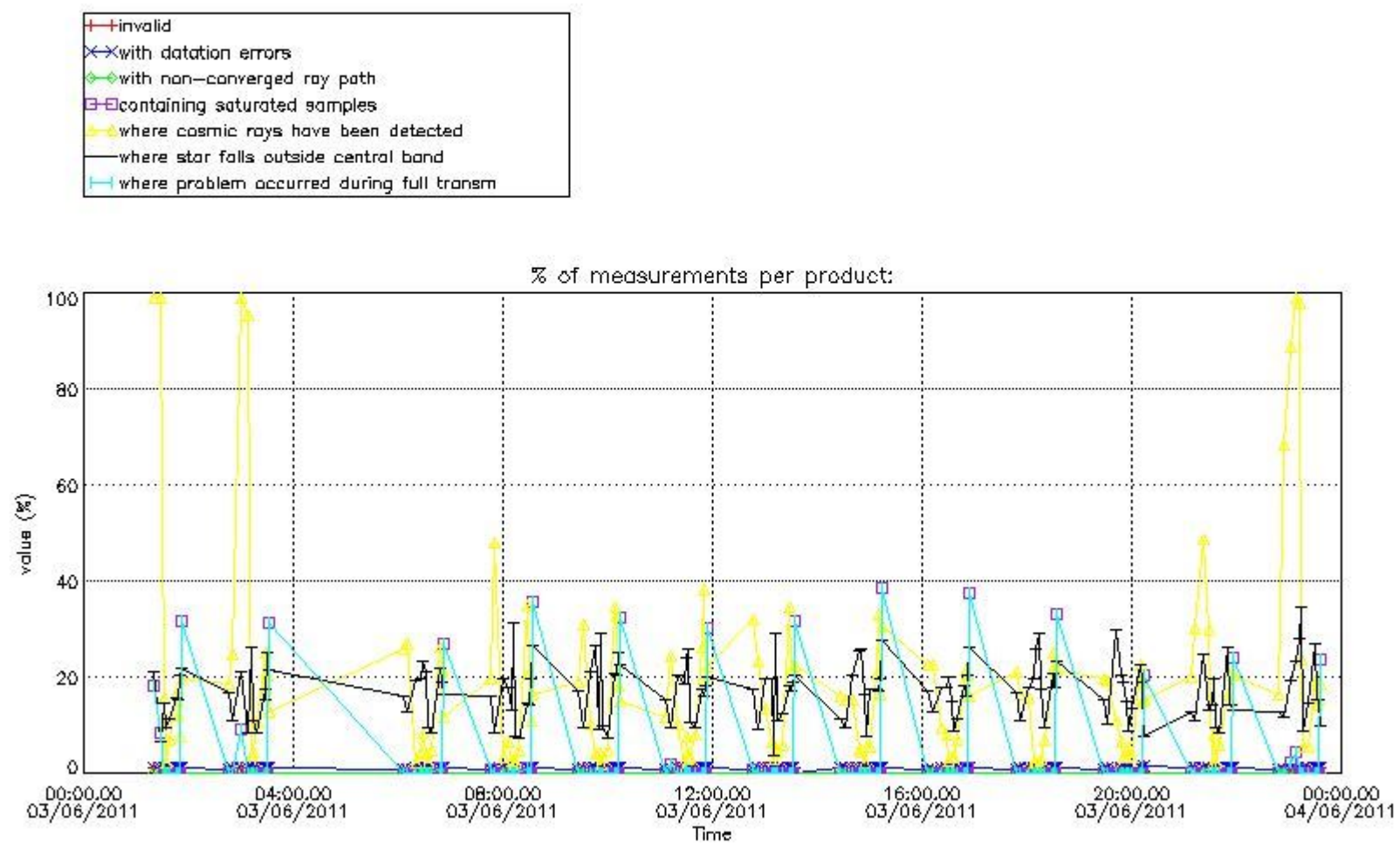


4. Level 1 quality information per product

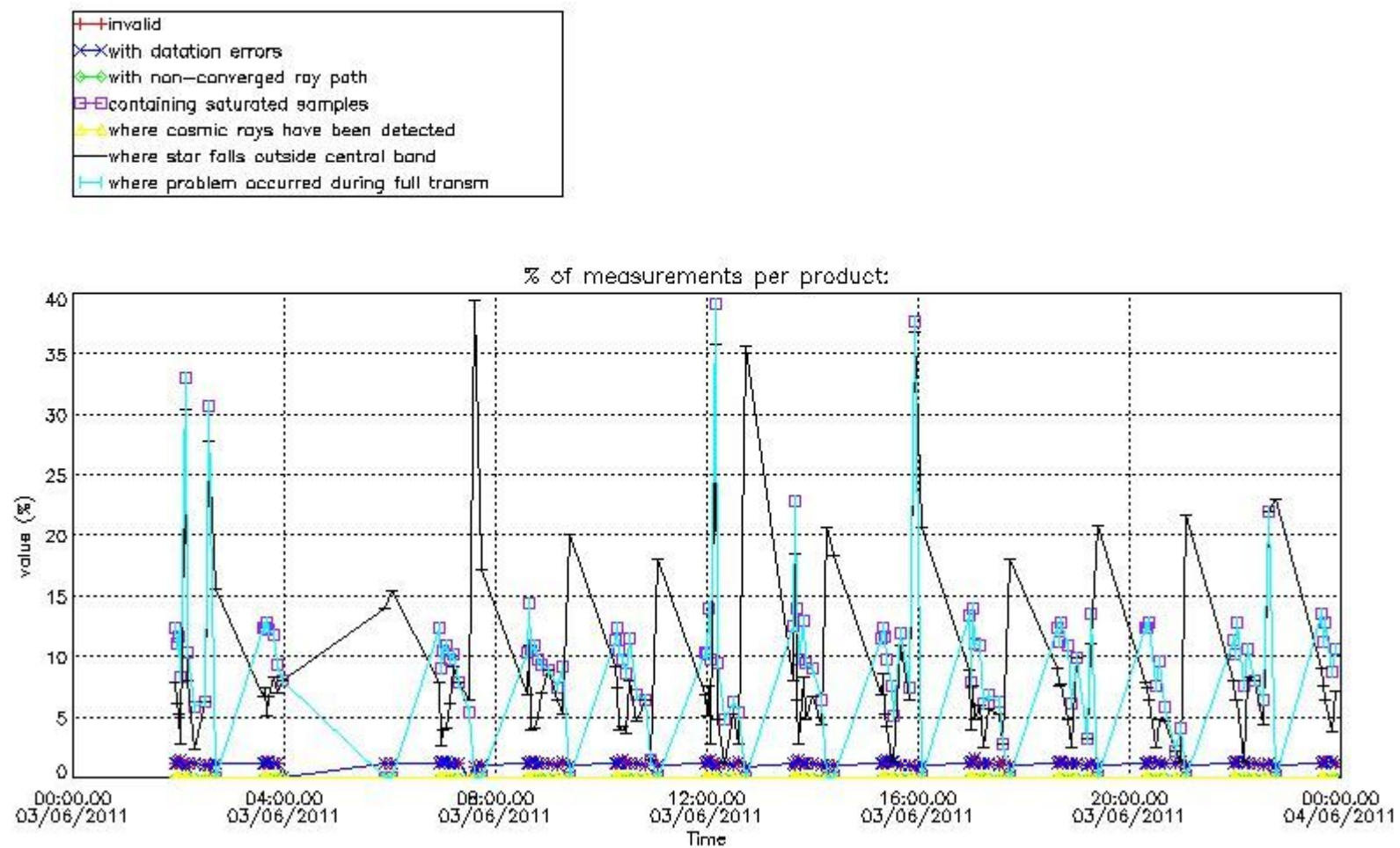
In this section it is plotted some information contained in the Quality Summary data set of the level 2 products that comes from the level 1b processing. Products without errors (error flag in the MPH set to "0") are used.

4.1 Plot quality information per product (time dependant) coming from level 1b processing

4.1.1 Plot level 1 quality information per product (time dependant): ENVISAT ASCENDING passes

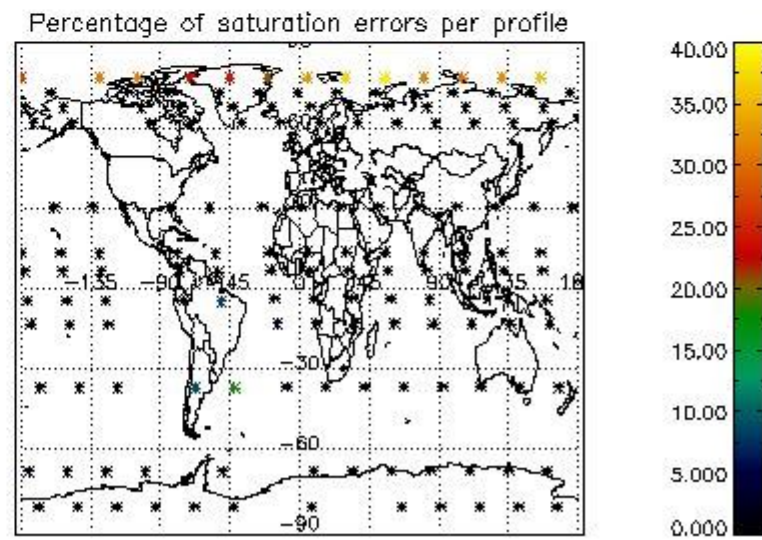
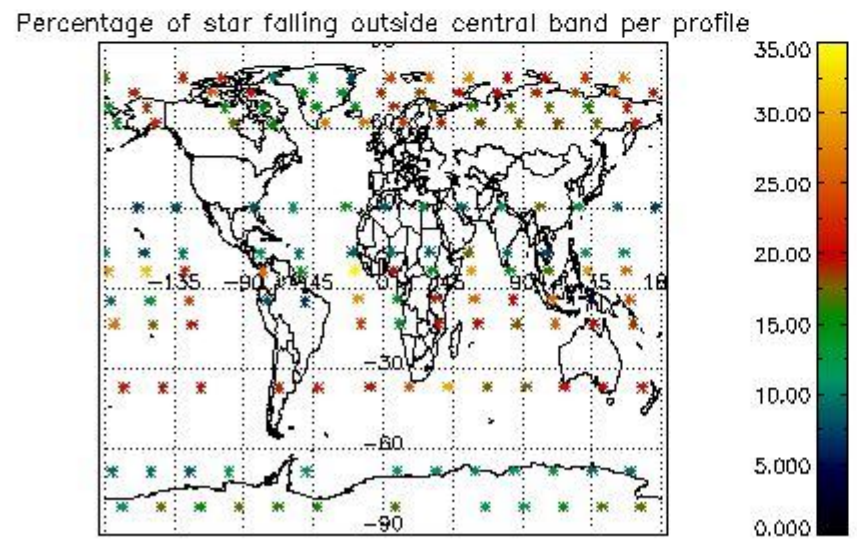
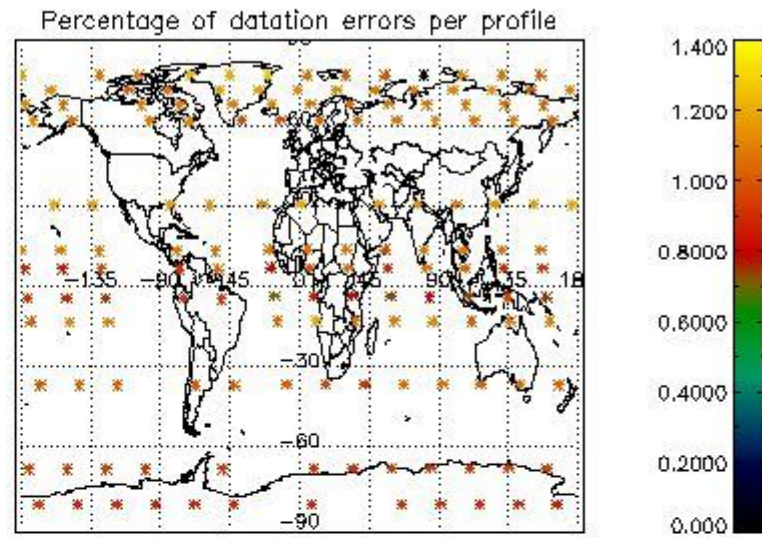
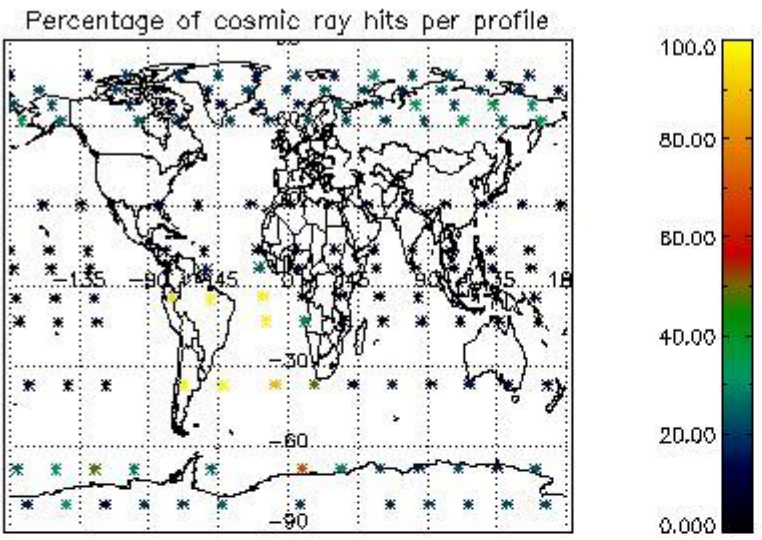


4.1.2 Plot level 1 quality information per product (time dependant): ENVI SAT DESCENDING passes

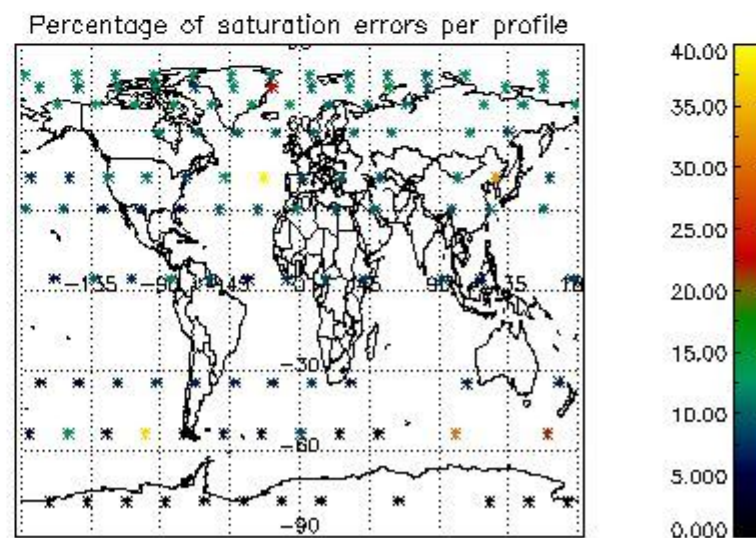
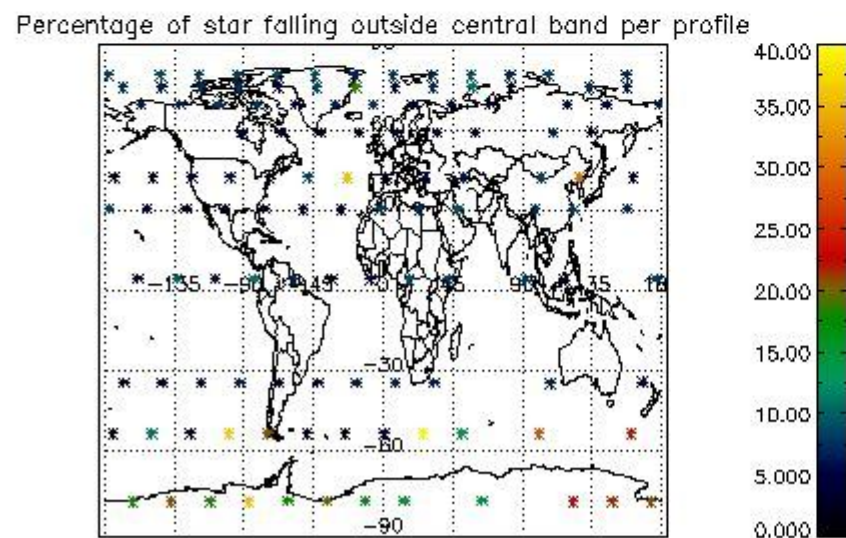
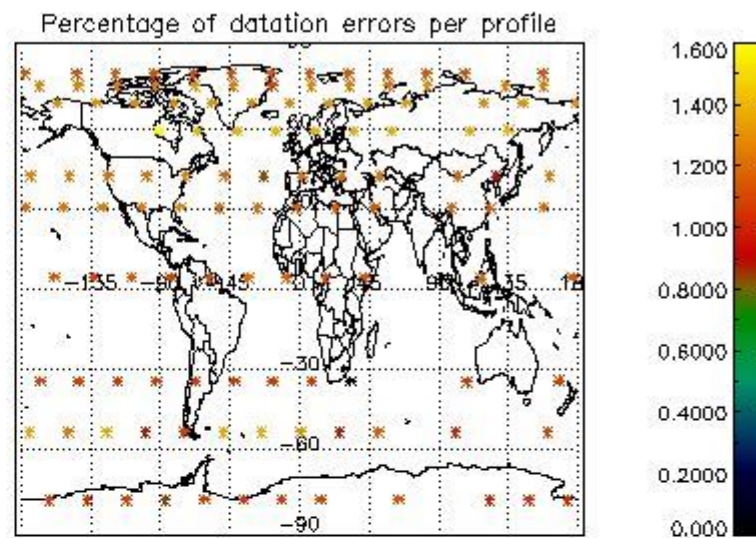
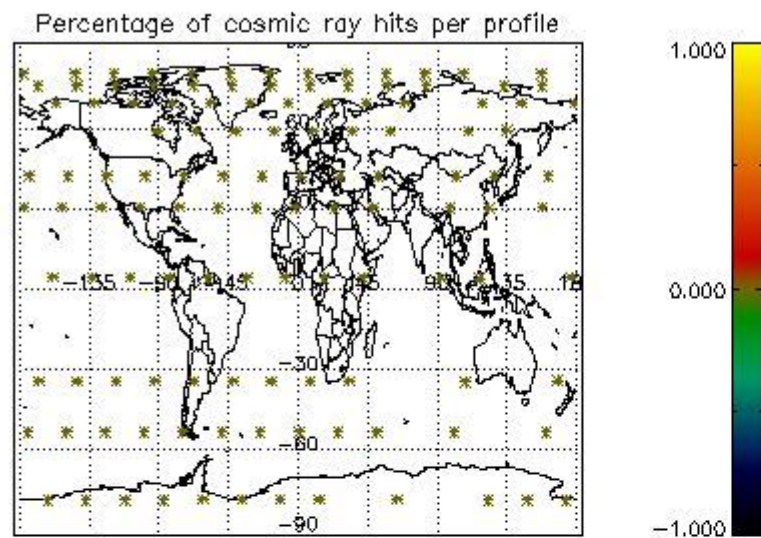


4.2 Plot quality information per product coming from level 1b processing (world map)

4.2.1 Plot level 1 quality information per product (world map): ENVISAT ASCENDING passes



4.2.2 Plot level 1 quality information per product (world map): ENVISAT DESCENDING passes



5. Trace gas profiles

5.1 Ozone statistics based on quality of products

The final quality of the products can be "measured" using the STD (Standard Deviation) attached to every point profile. This information is written to the parameter GOM_NL__2P/NL_LOCAL_SPECIES_DENSITY/o3_std of the level 2 products. The table below shows the statistics for given STD ranges.

The statistics are given with respect to the overall valid production:

- Products without fatal errors: GOM_NL__2P/MPH/PRODUCT_ERR=0
- Valid point profile: GOM_NL__2P/NL_LOCAL_SPECIES_DENSITY/pcd(0)=0

The 'Criteria' is applied to valid points of dark limb products:

- Products in dark limb illumination condition: GOM_NL__2P/NL_SUMMARY_QUALITY/obs_ill_cond=0
- Products without fatal errors: GOM_NL__2P/MPH/PRODUCT_ERR=0
- Valid point profile: GOM_NL__2P/NL_LOCAL_SPECIES_DENSITY/pcd(0)=0

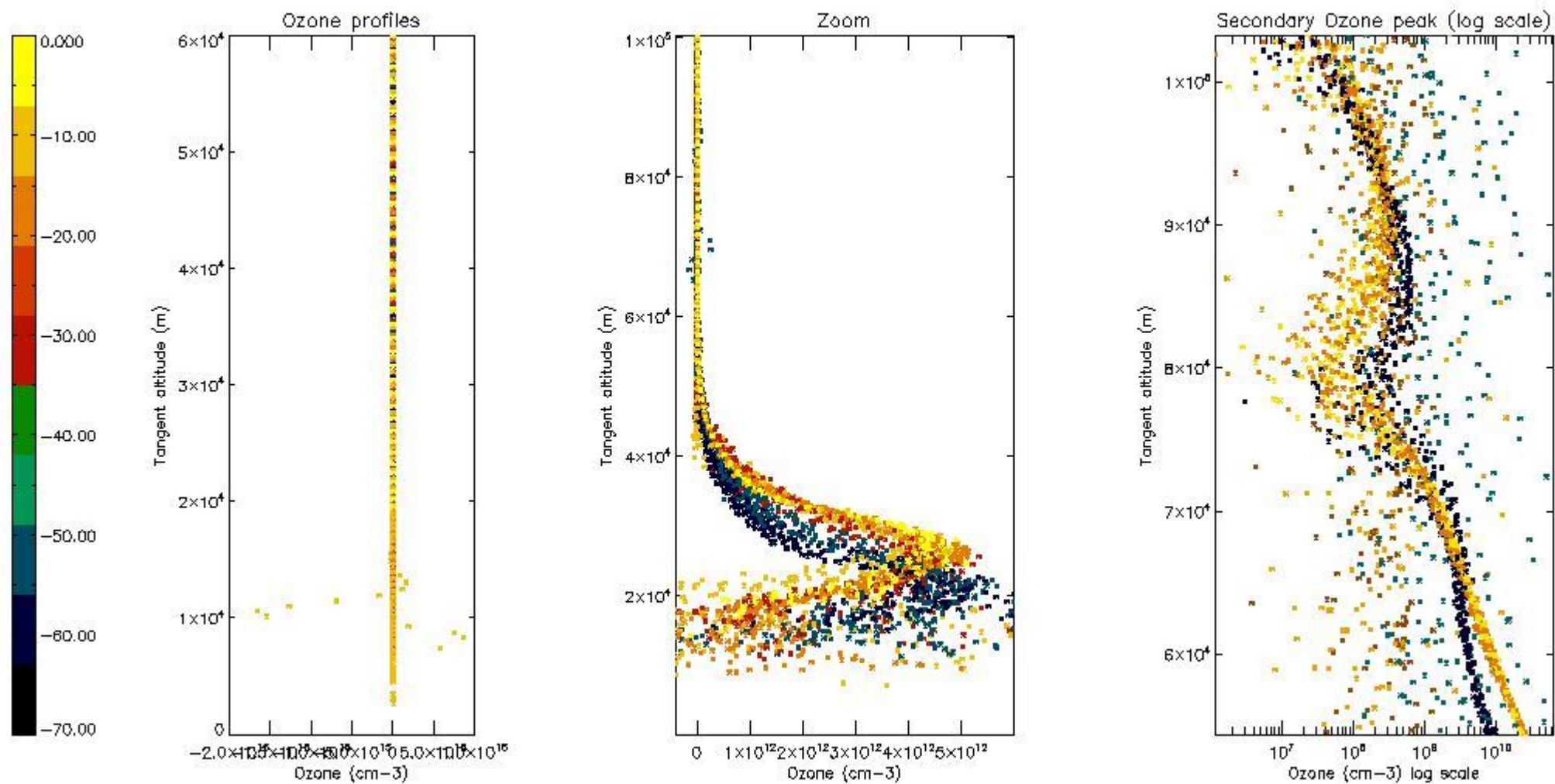
So, the table below shows the percentage of dark limb and valid observations for each criteria with respect to the overall valid daily observations.

Criteria	% of total production
All STD	32
STD < 20	14

STD < 10	10
STD < 5	7

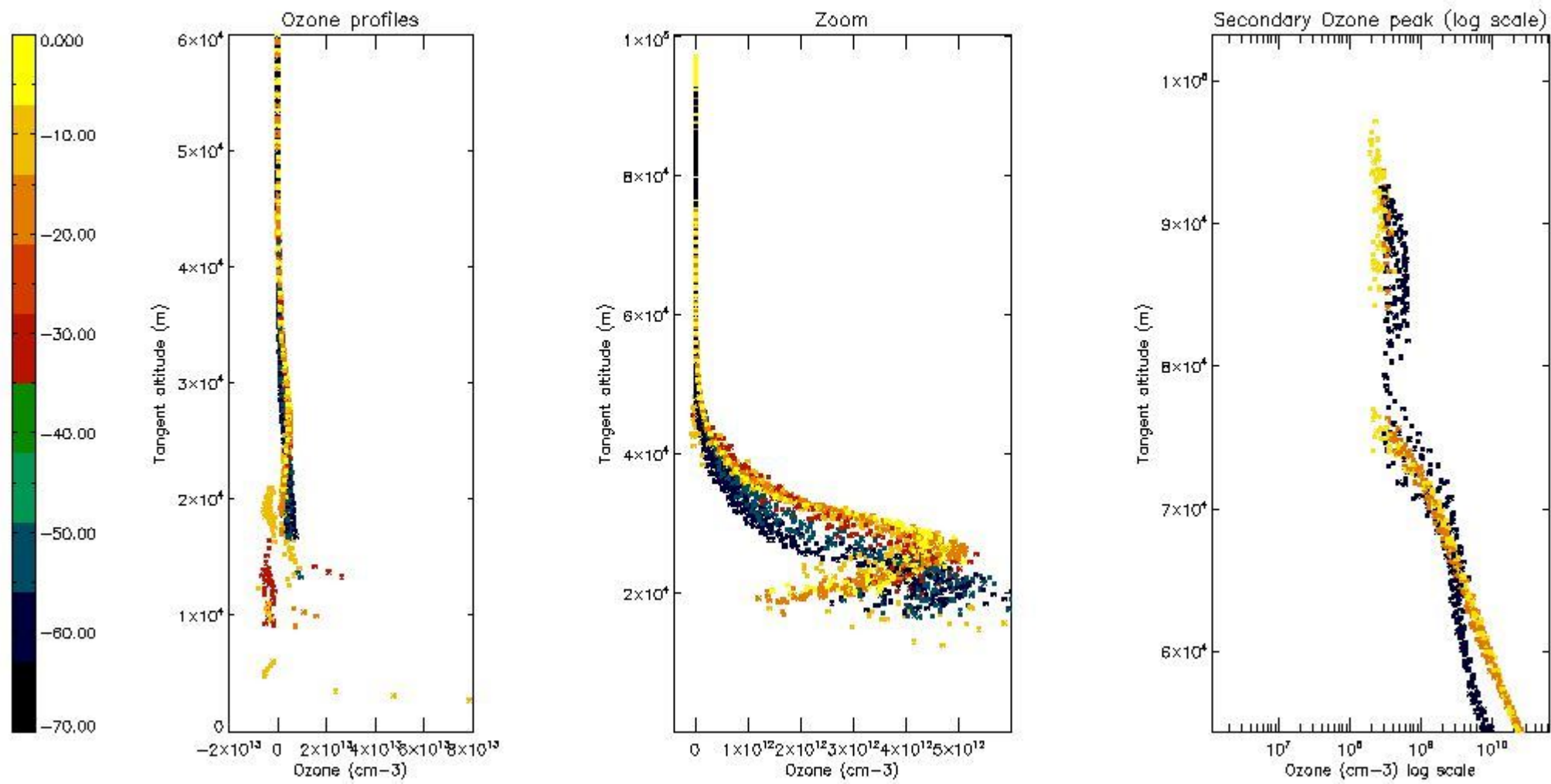
5.2 Plot ozone profiles for all STD (dark without errors)

The colorbar represents the latitude.



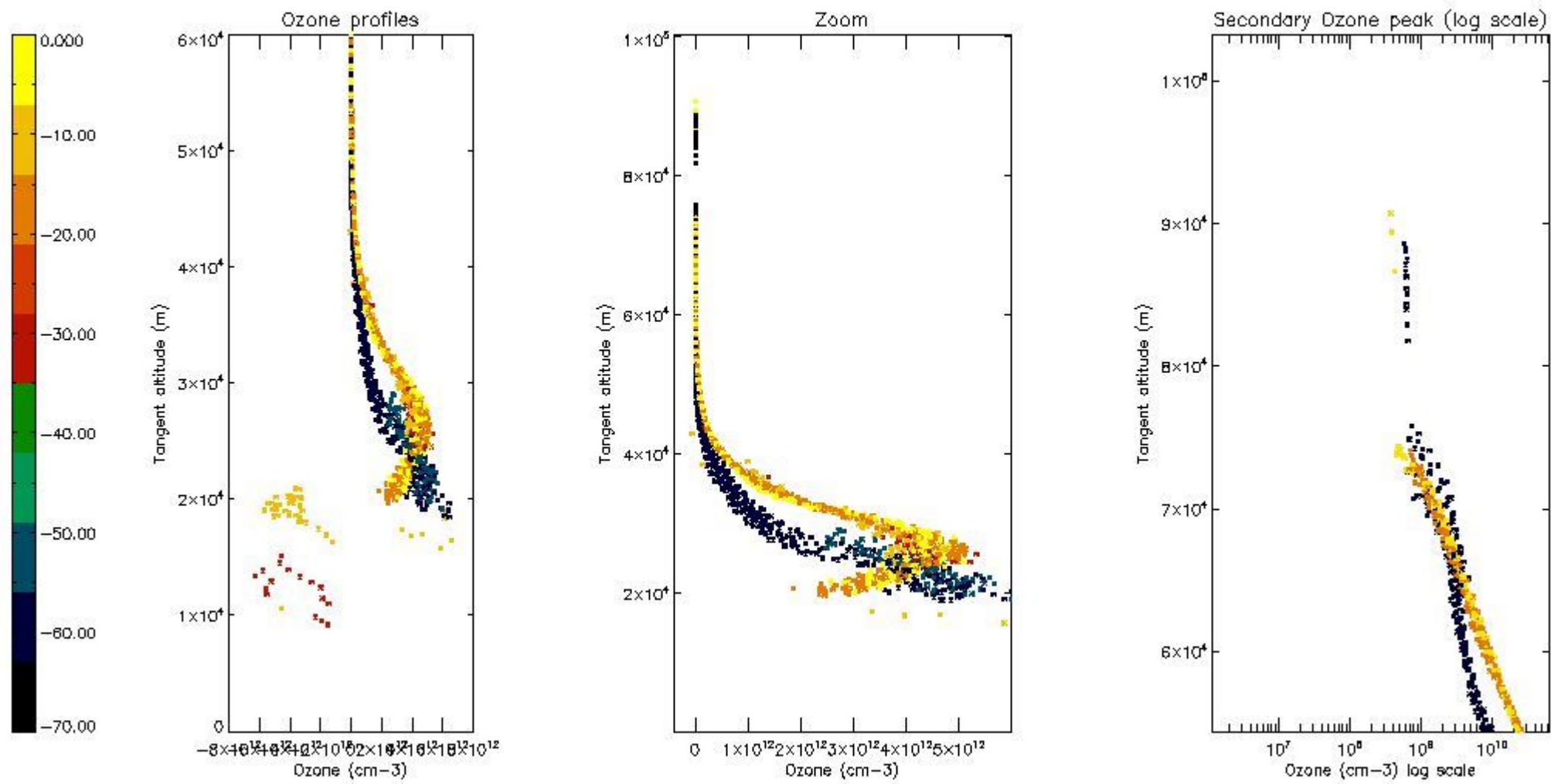
5.3 Plot ozone profiles where STD < 20% (dark without errors)

The colorbar represents the latitude.



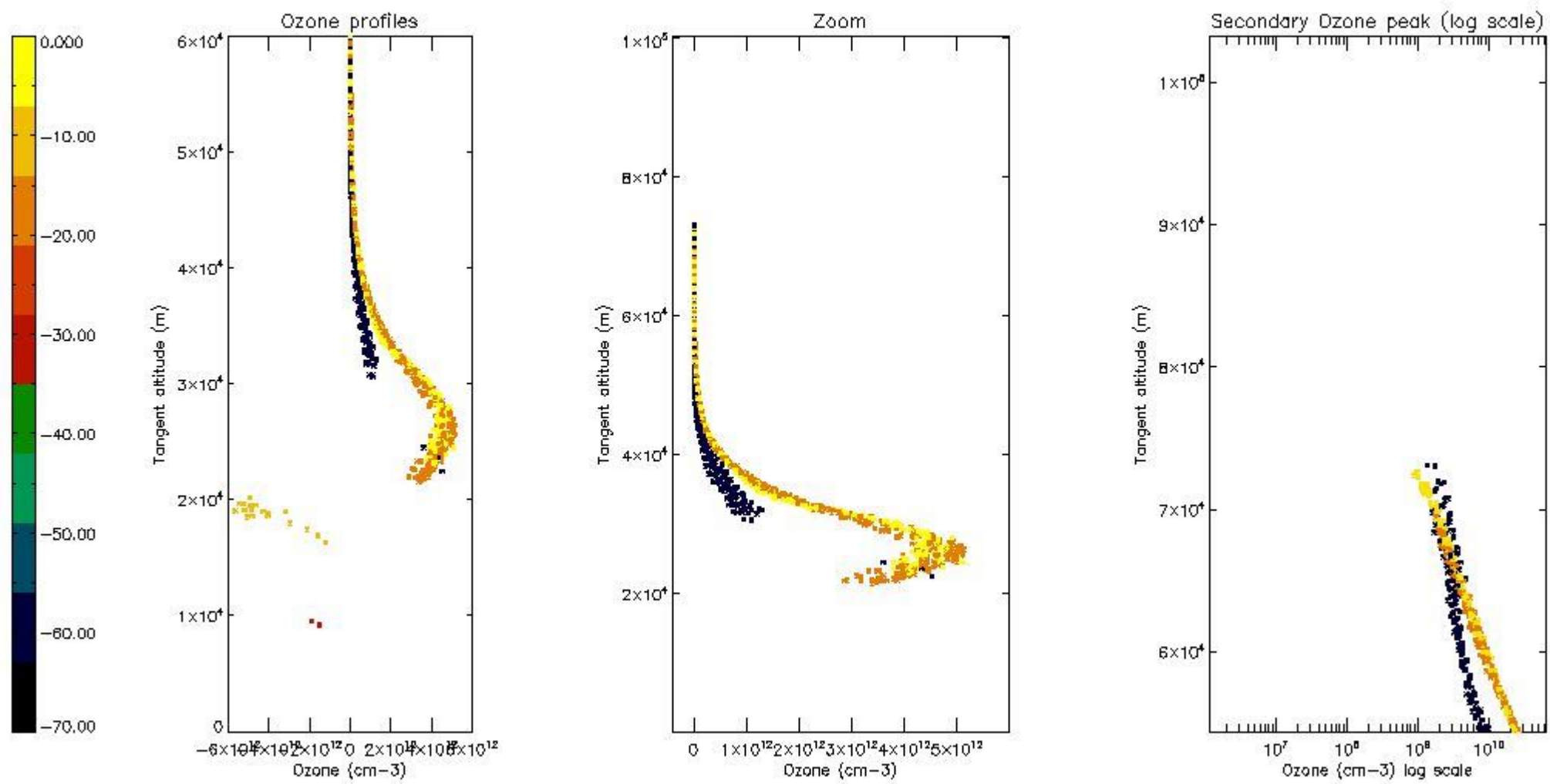
5.4 Plot ozone profiles where $STD < 10\%$ (dark without errors)

The colorbar represents the latitude.



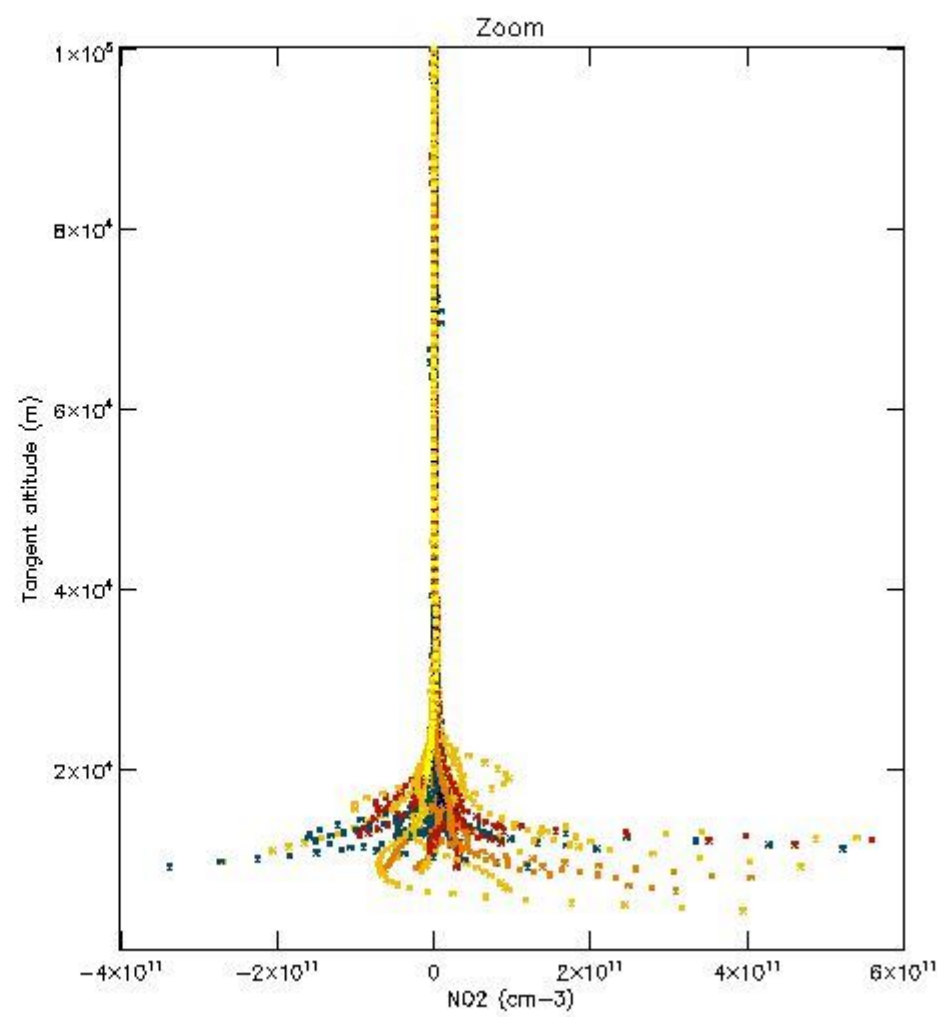
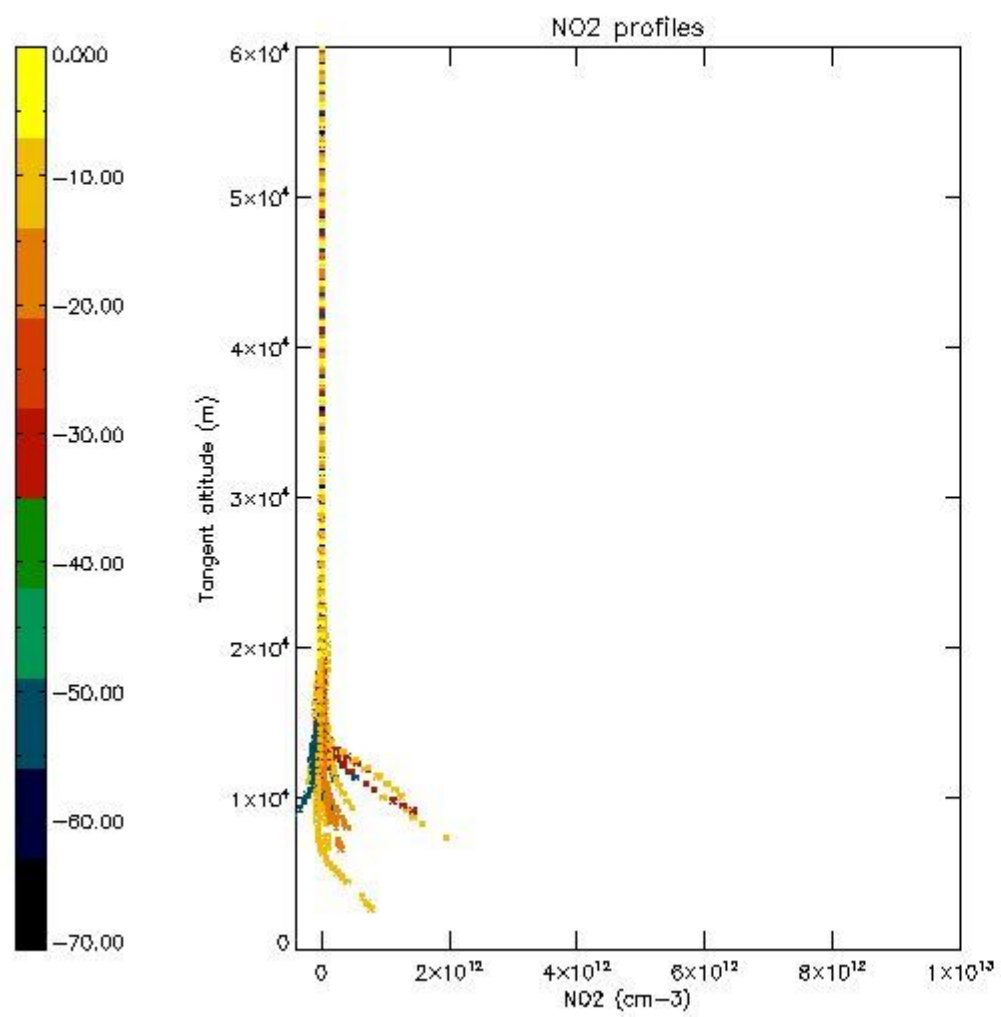
5.5 Plot ozone profiles where STD < 5% (dark without errors)

The colorbar represents the latitude.



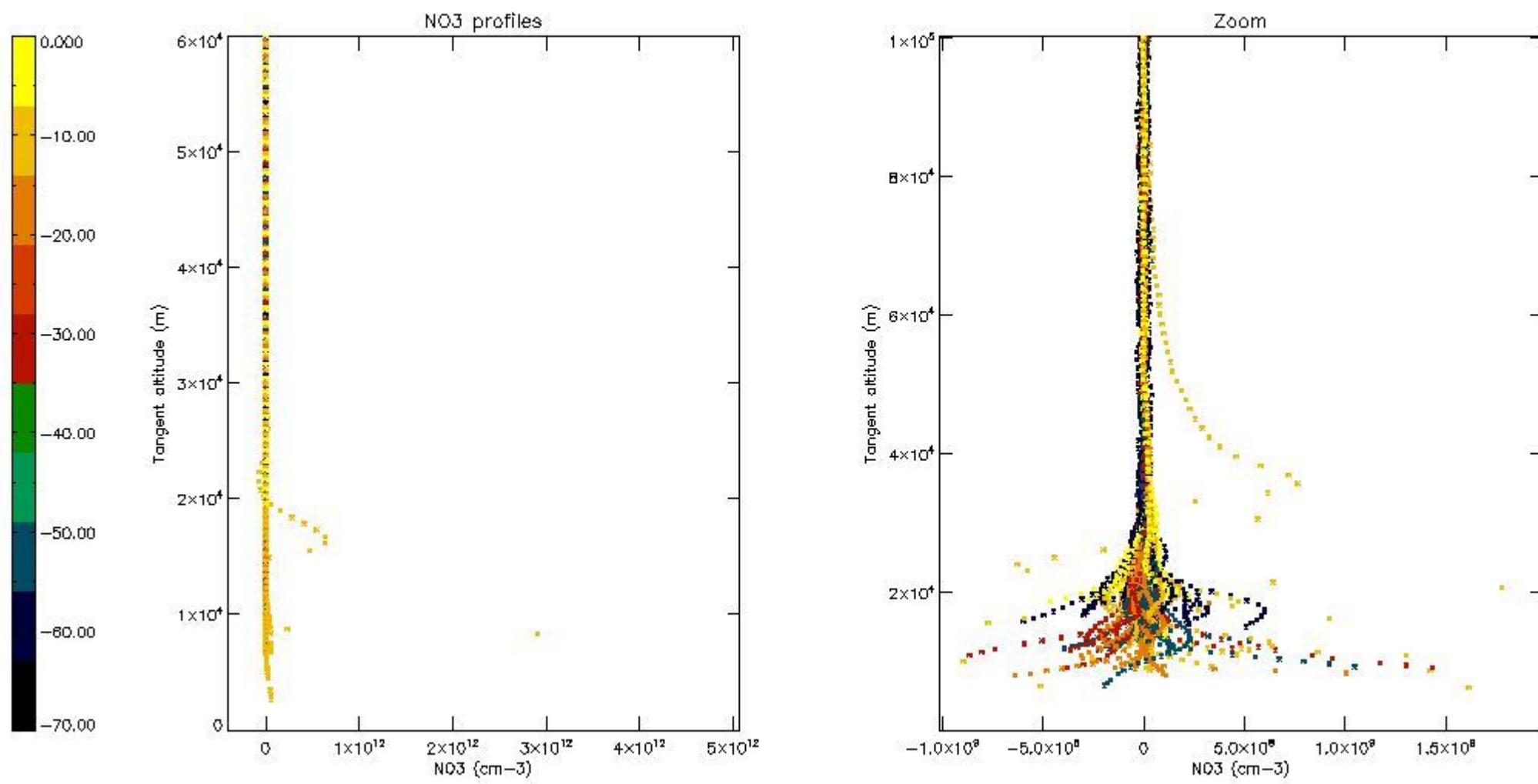
5.6 Plot NO₂ profiles for all STD (dark without errors)

The colorbar represents the latitude.



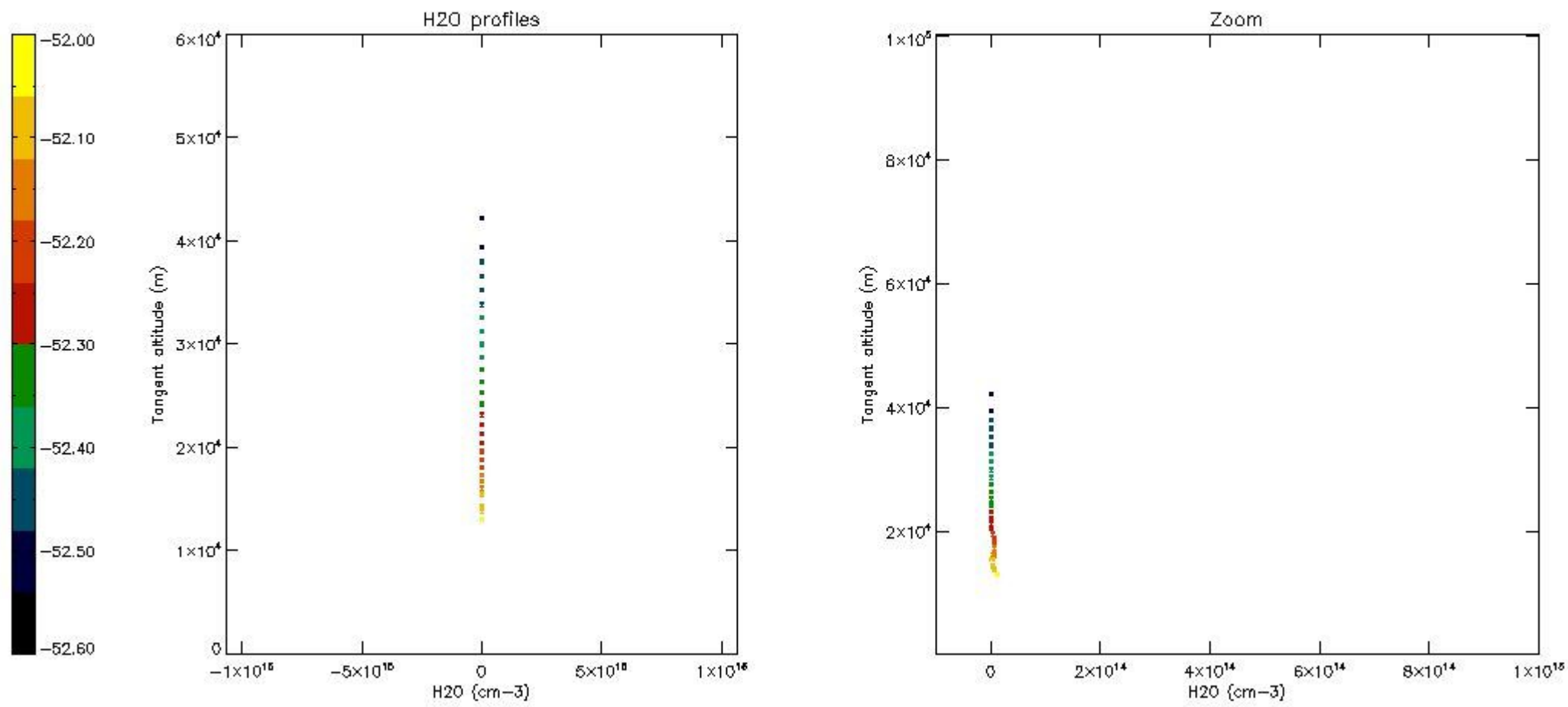
5.7 Plot NO3 profiles for all STD (dark without errors)

The colorbar represents the latitude.



5.8 Plot H2O profiles for all STD (only for occultations of stars 1,2,3,4,13,14,16,26,63 dark without errors)

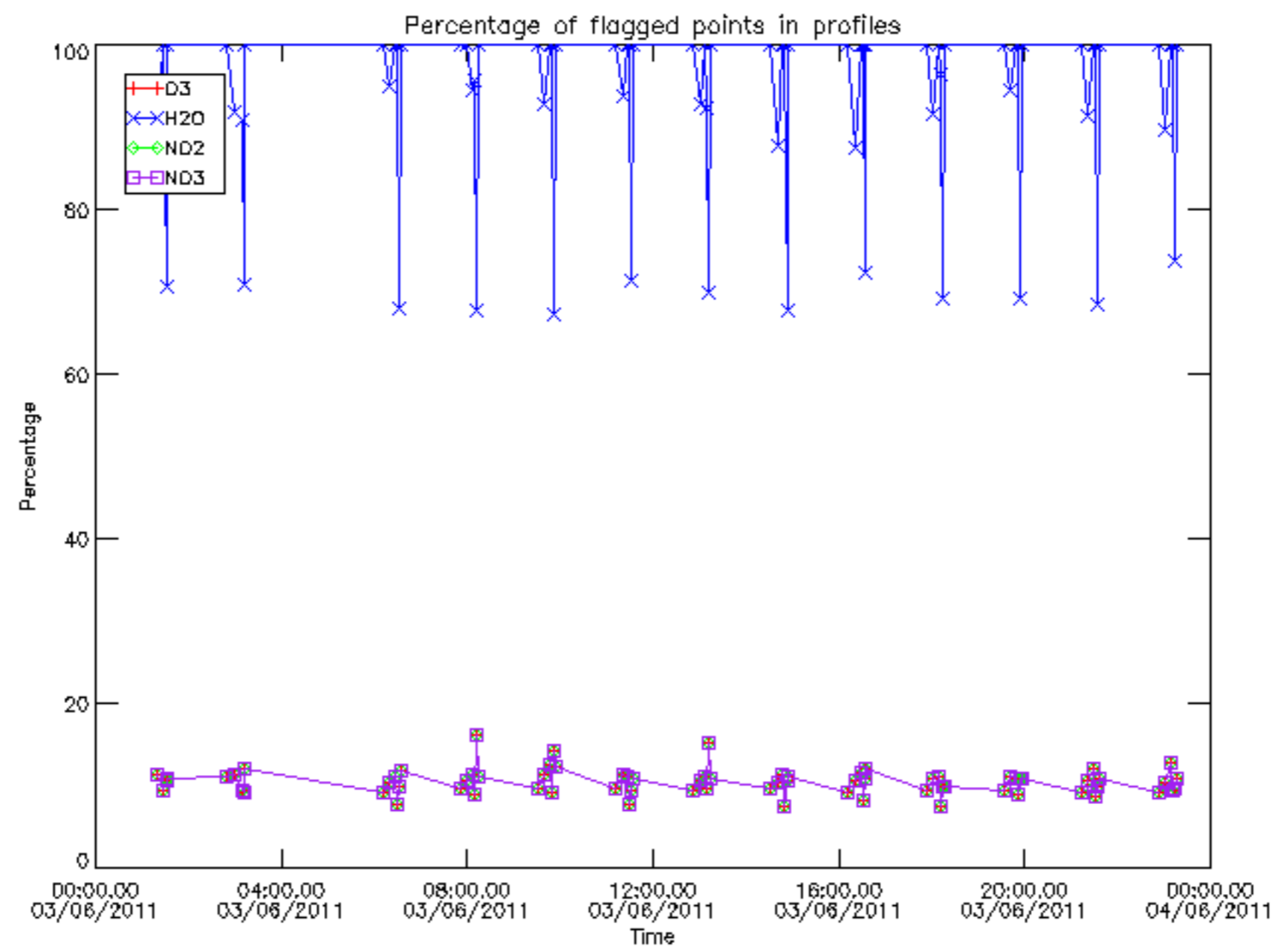
The colorbar represents the latitude.



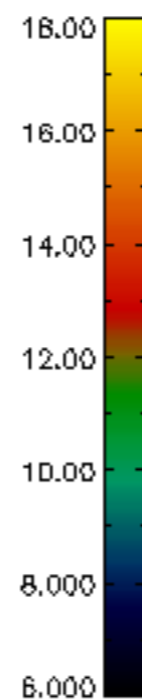
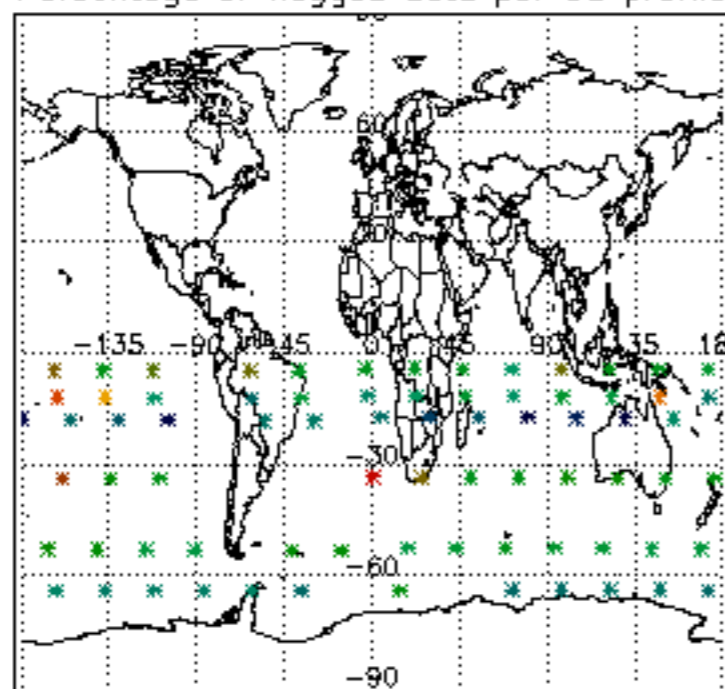
6. Auxiliary Data Files used for the production reported in section 2

The number reported in the third column indicates since which file (see list in section 2) the corresponding auxiliary file has been used. The fourth column is the date of those product files.

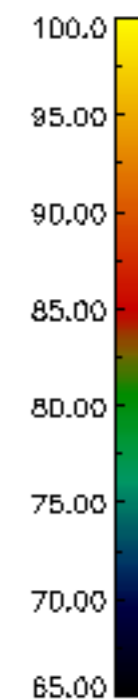
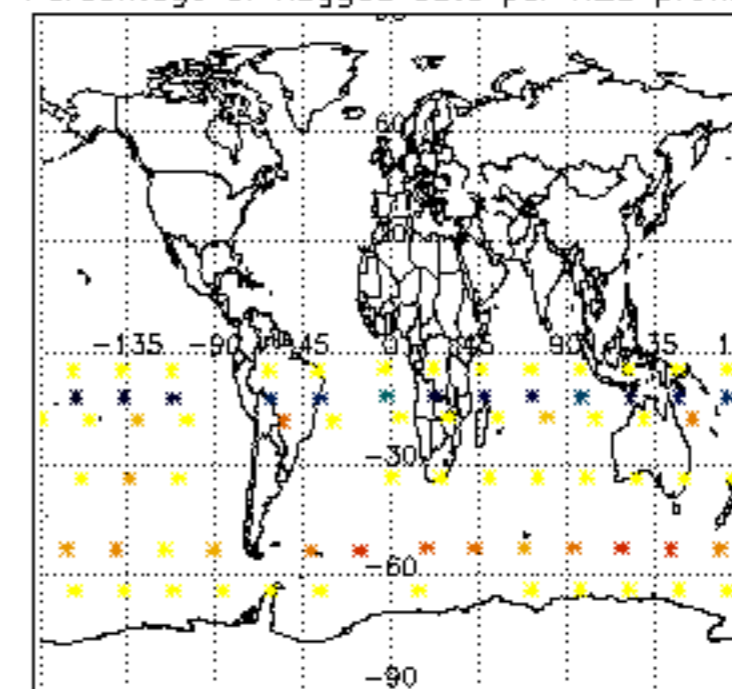
Type	Auxiliary Filename	Used since product	Used since product date
INST_PHYS_CHARACTERISTICS	GOM_INS_AXVIEC20091111_143220_20030716_120000_20500101_000000	1	03-JUN-2011 01:19:01
LEVEL-2_PROC_CONFIG	GOM_PR2_AXVIEC20091111_152718_20020301_000000_20500101_000000	1	03-JUN-2011 01:19:01
CROSS_SECTIONS_FILE	GOM_CRS_AXVIEC20091111_154832_20020301_000000_20500101_000000	1	03-JUN-2011 01:19:01



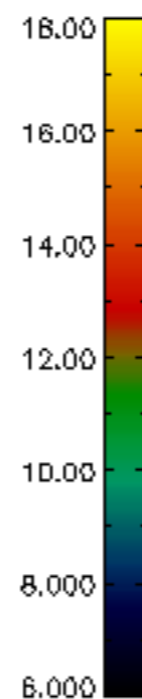
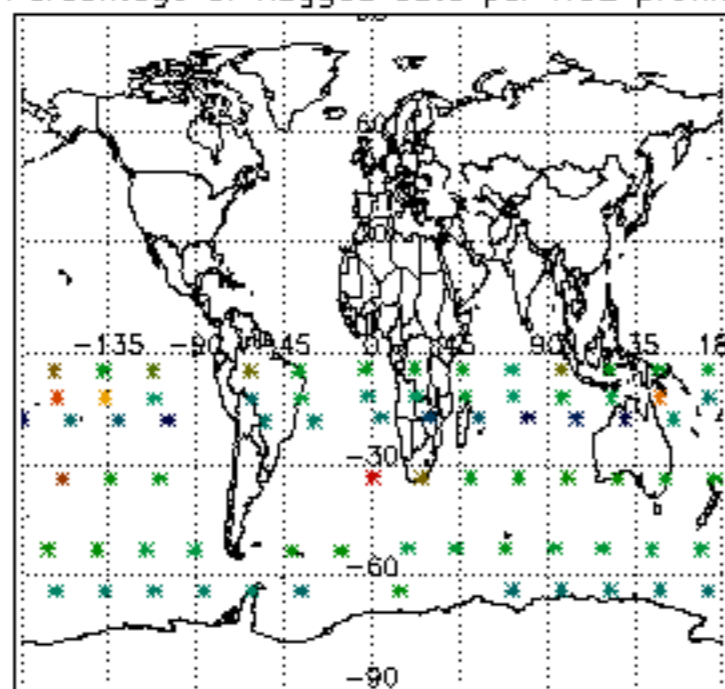
Percentage of flagged data per D3 profile



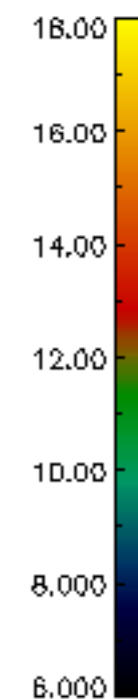
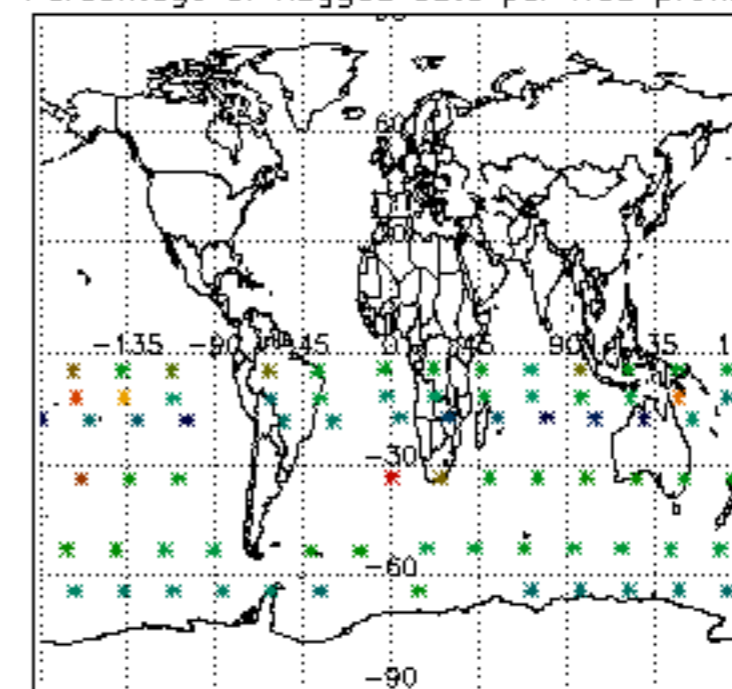
Percentage of flagged data per H2O profile

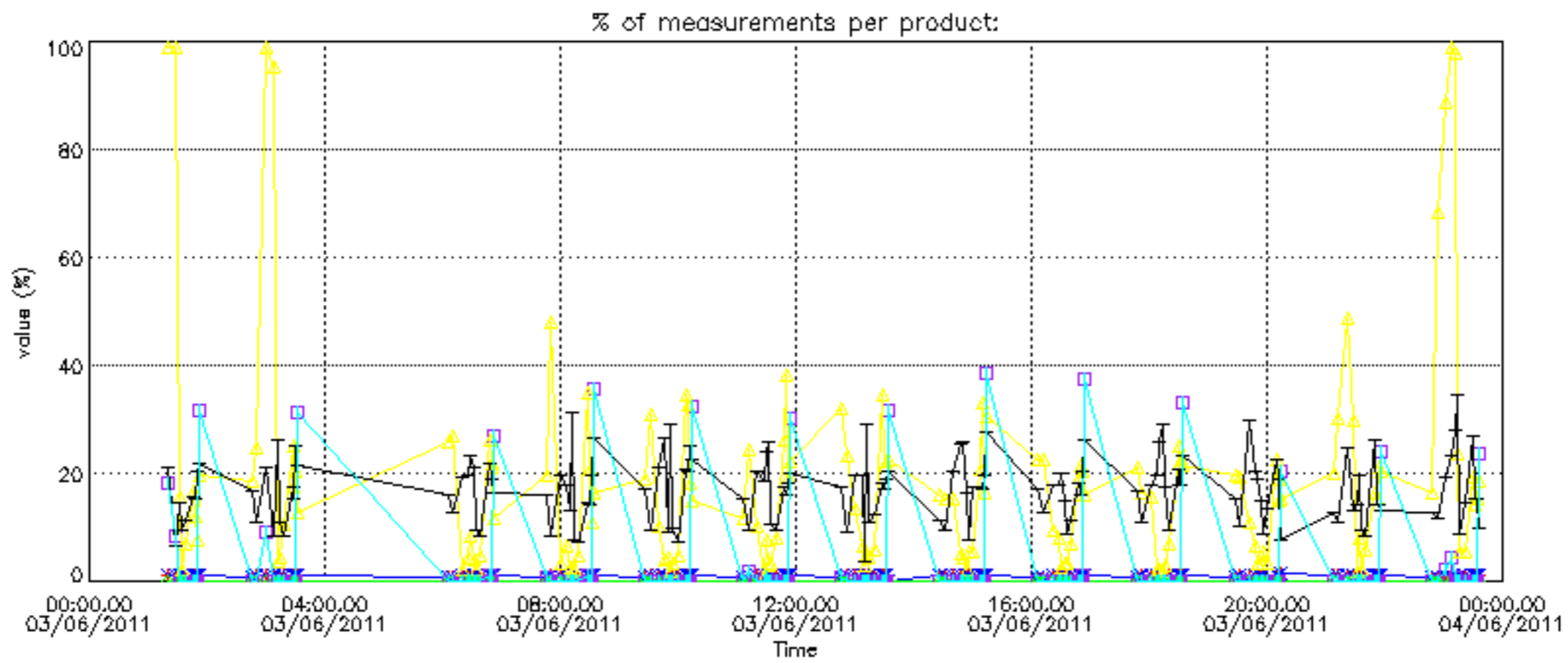
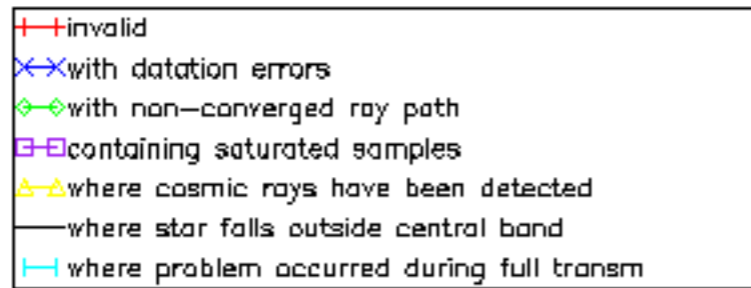


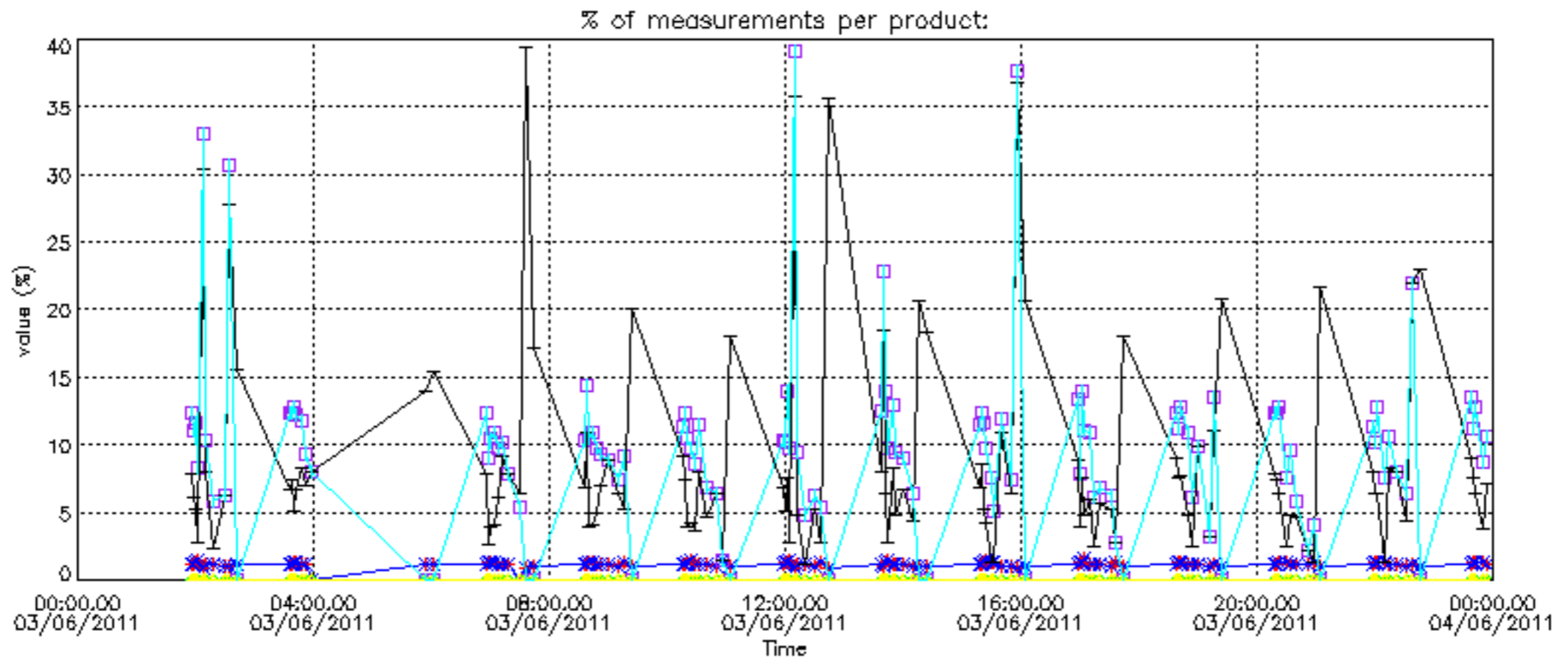
Percentage of flagged data per NO2 profile



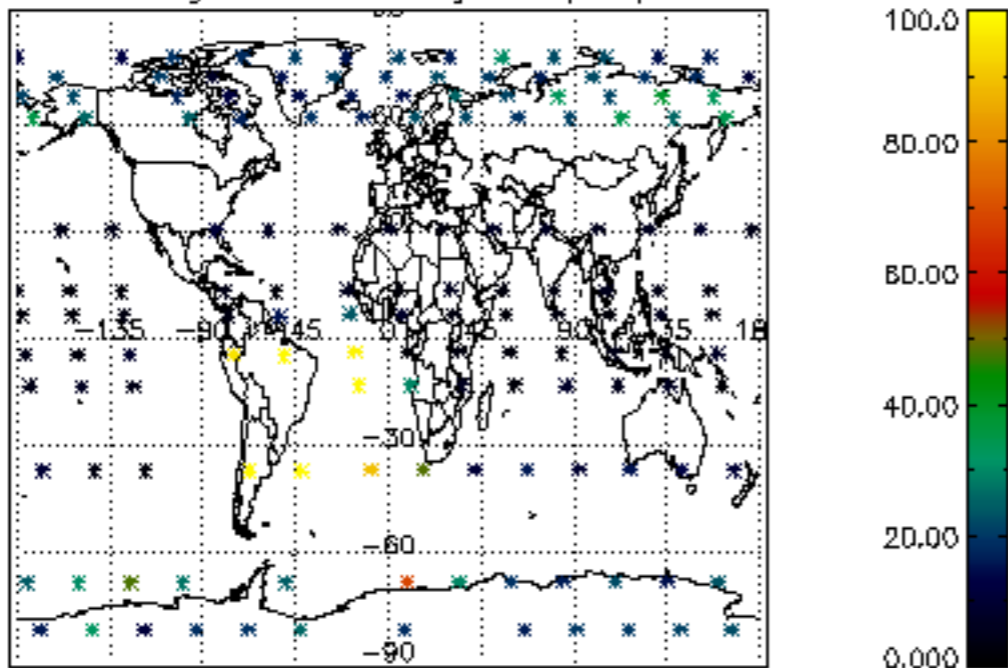
Percentage of flagged data per NO3 profile



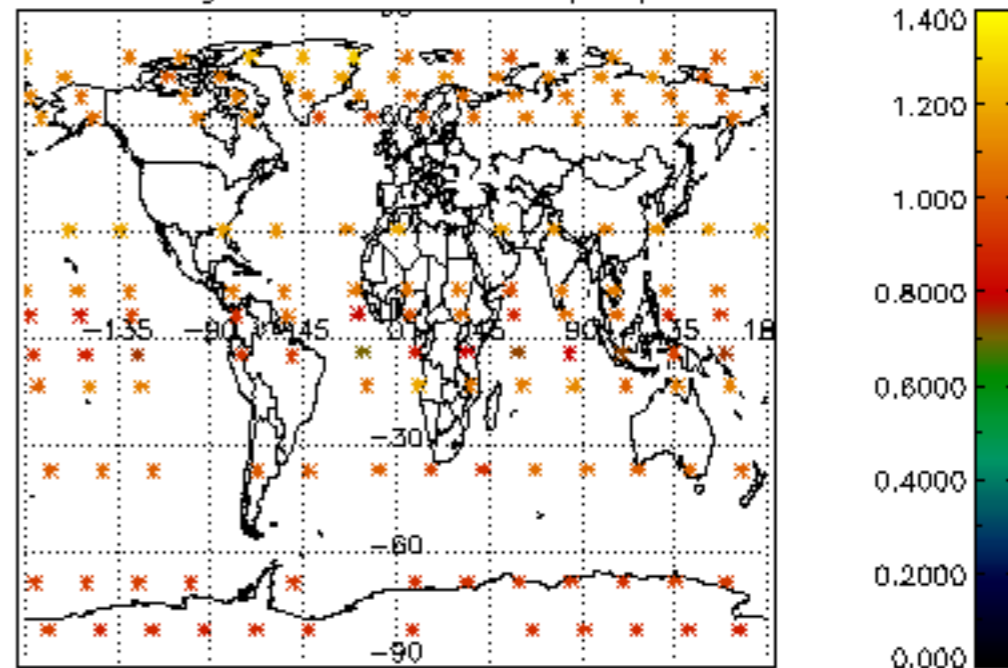




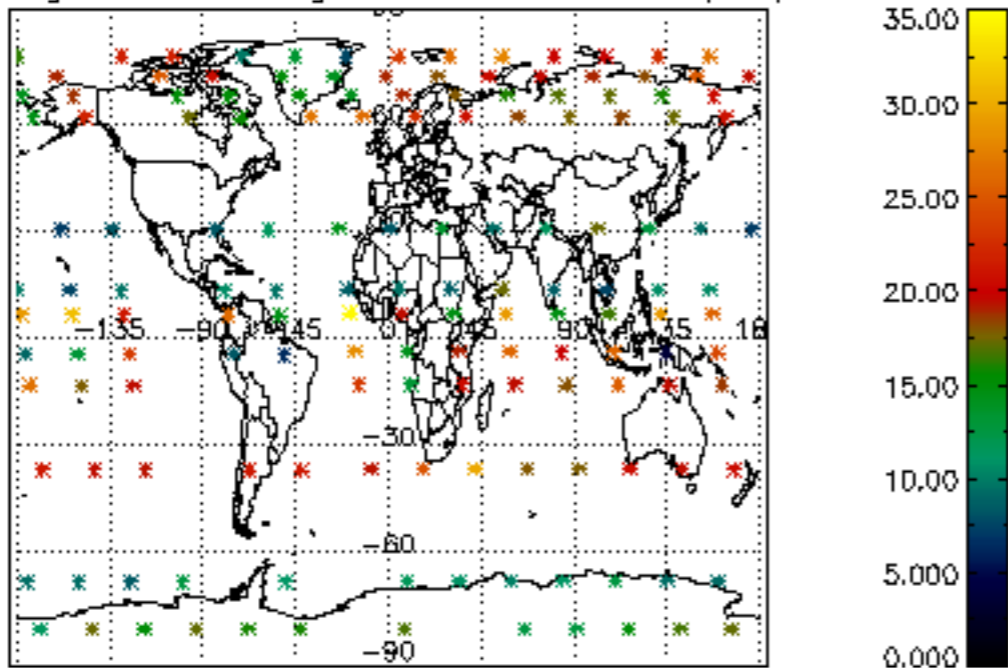
Percentage of cosmic ray hits per profile



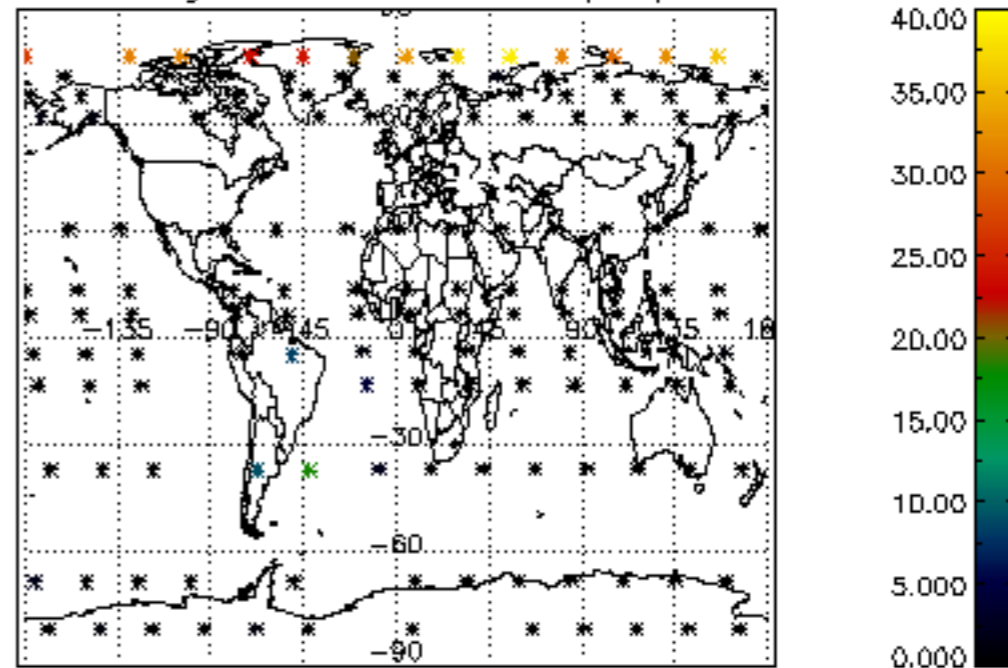
Percentage of datation errors per profile



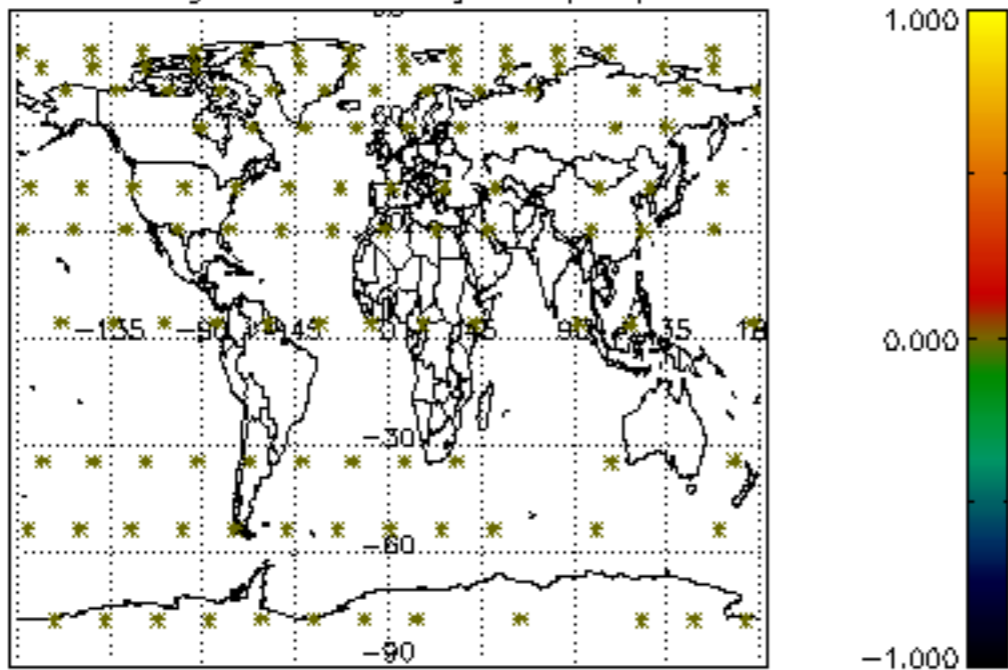
Percentage of star falling outside central band per profile



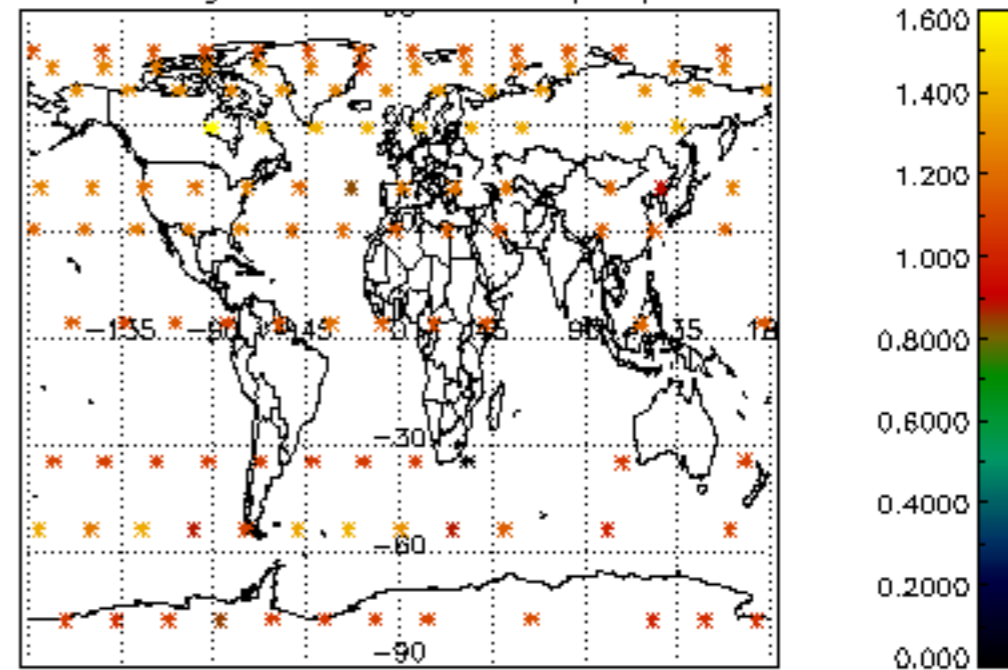
Percentage of saturation errors per profile



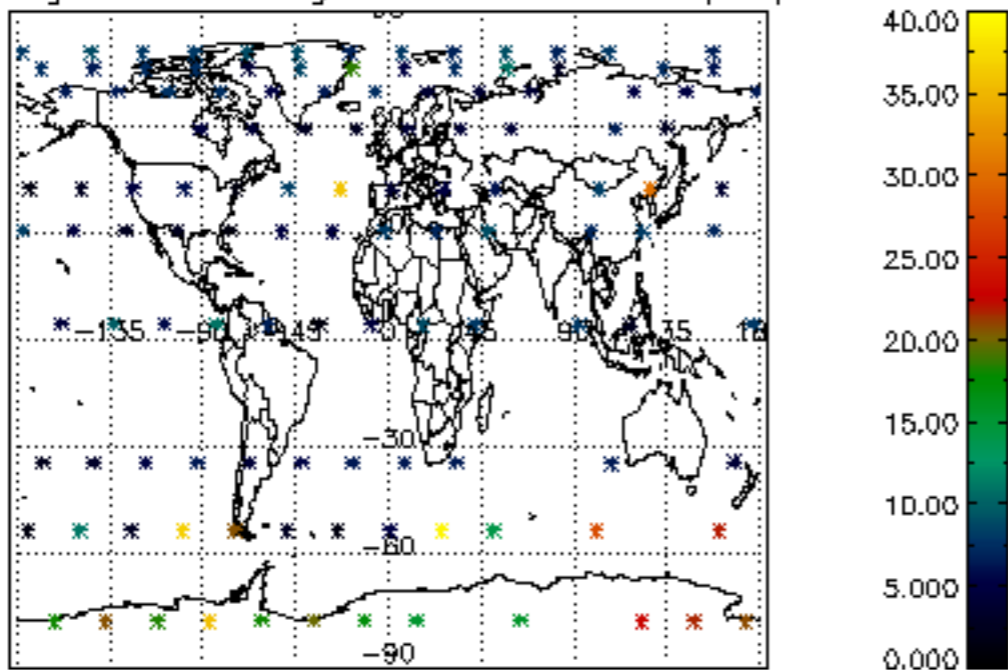
Percentage of cosmic ray hits per profile



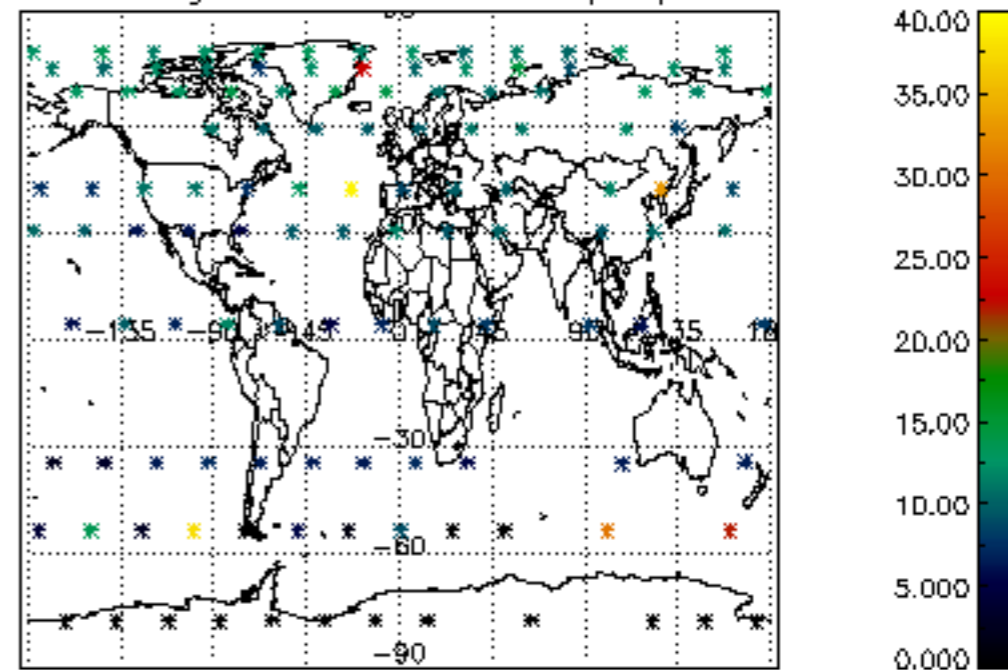
Percentage of datation errors per profile

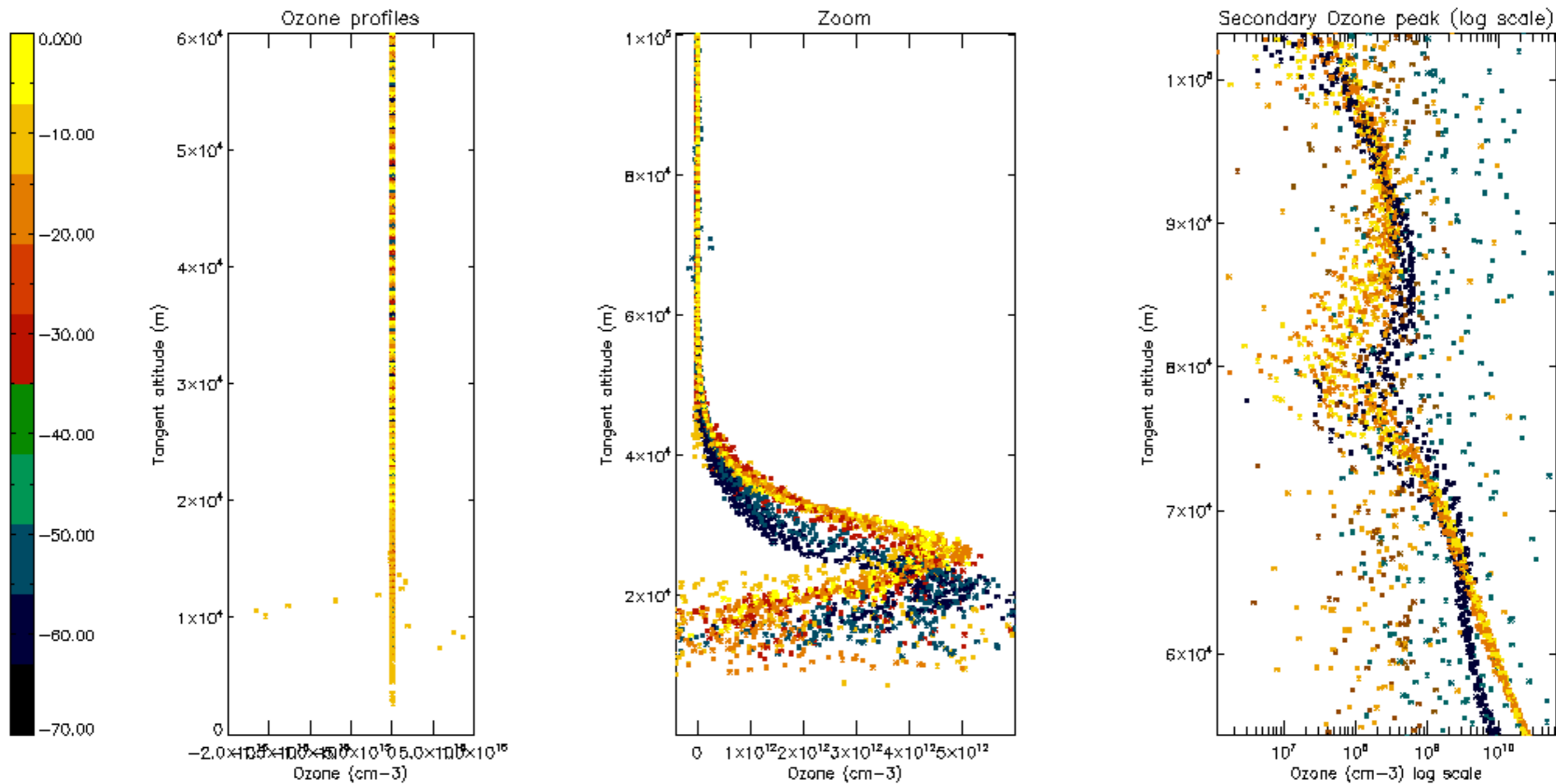


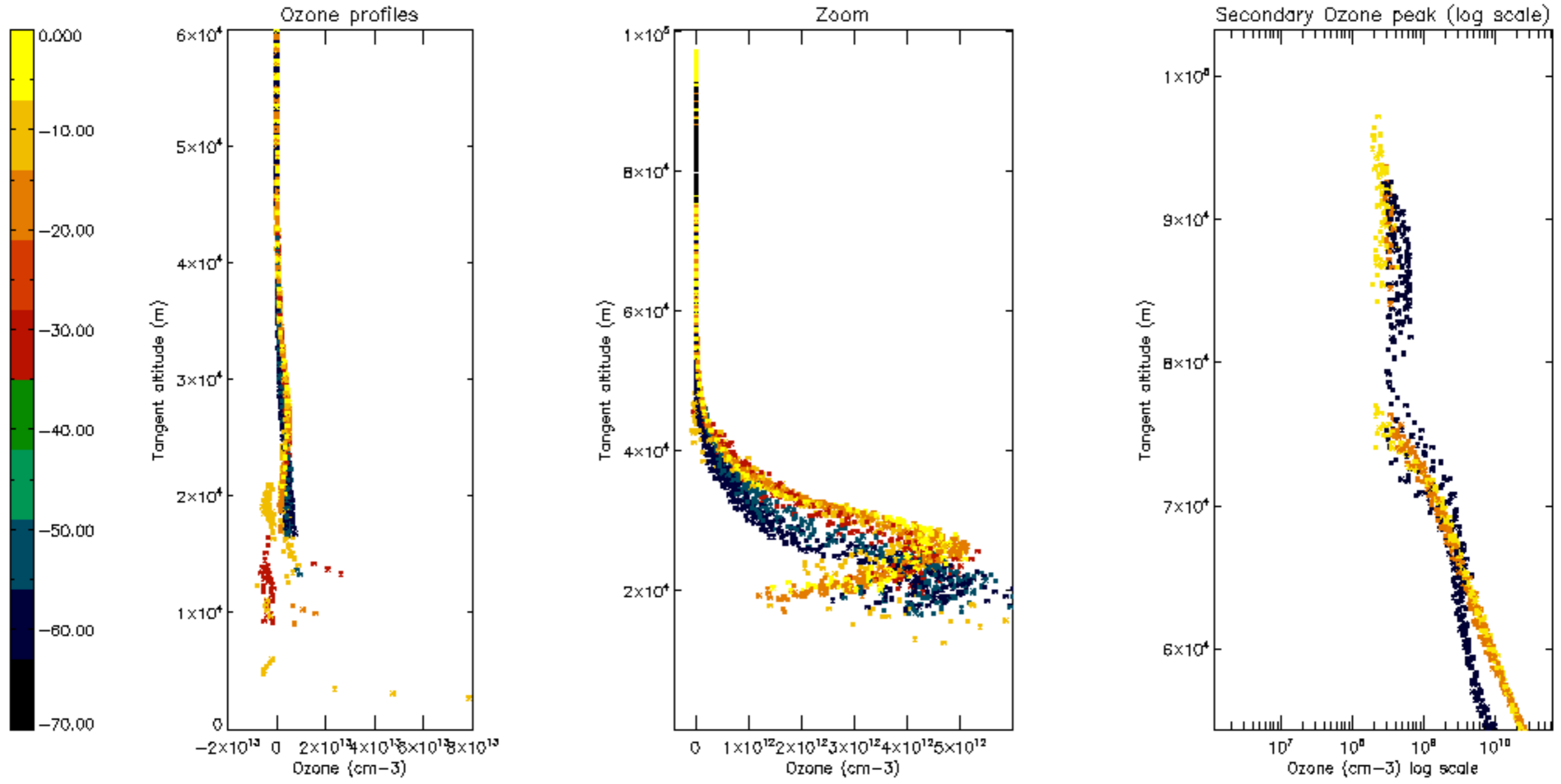
Percentage of star falling outside central band per profile

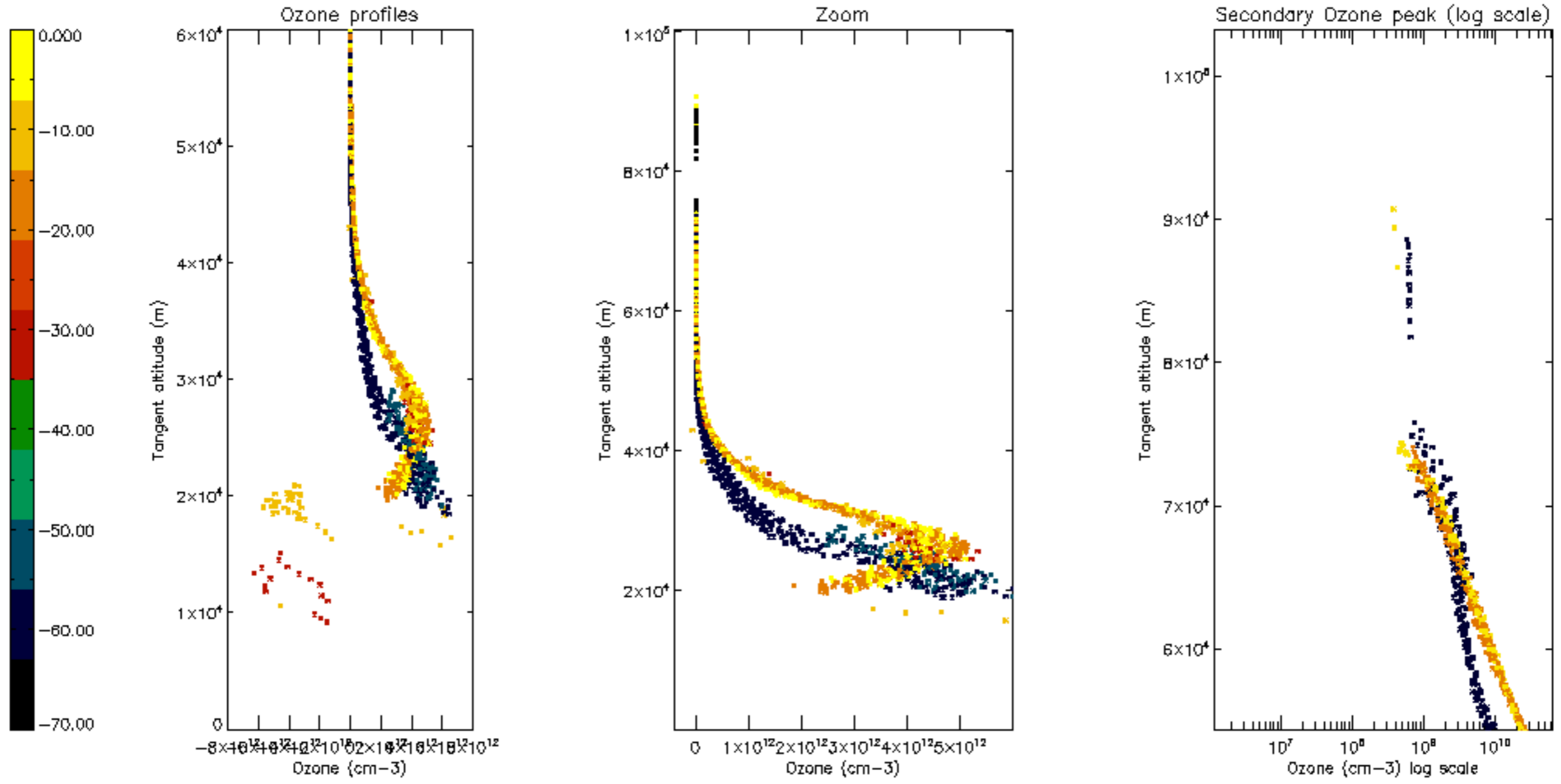


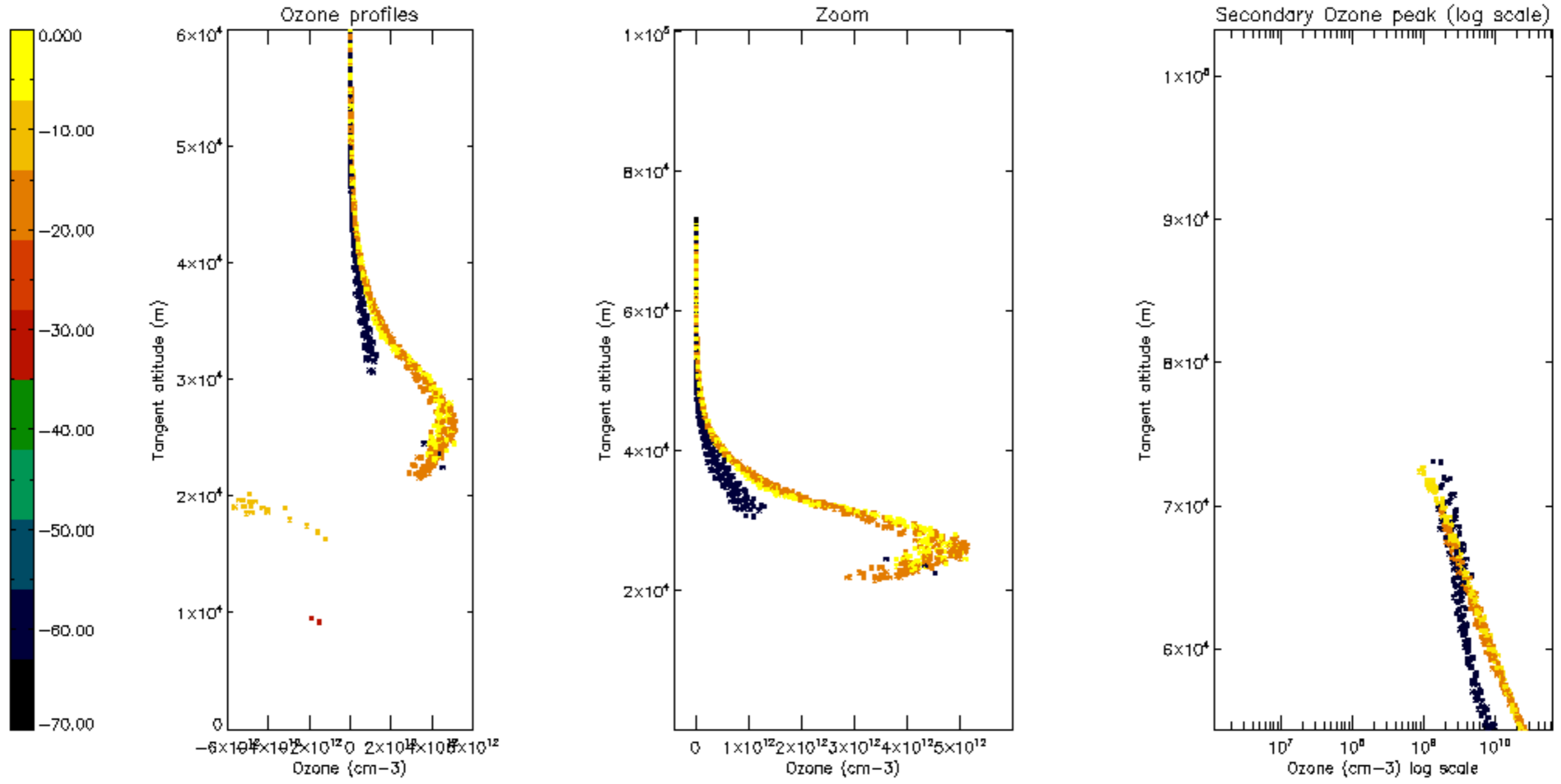
Percentage of saturation errors per profile

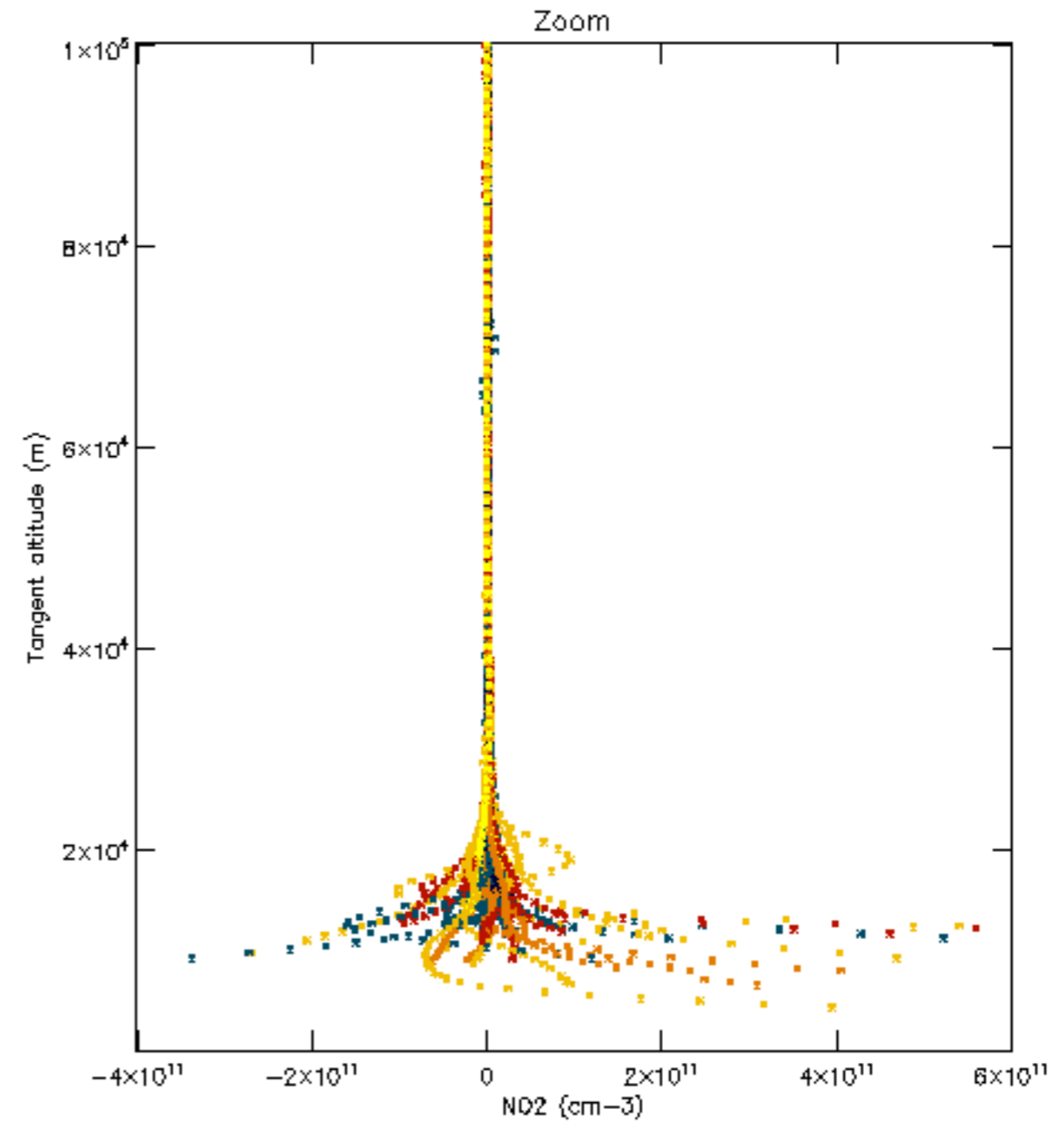
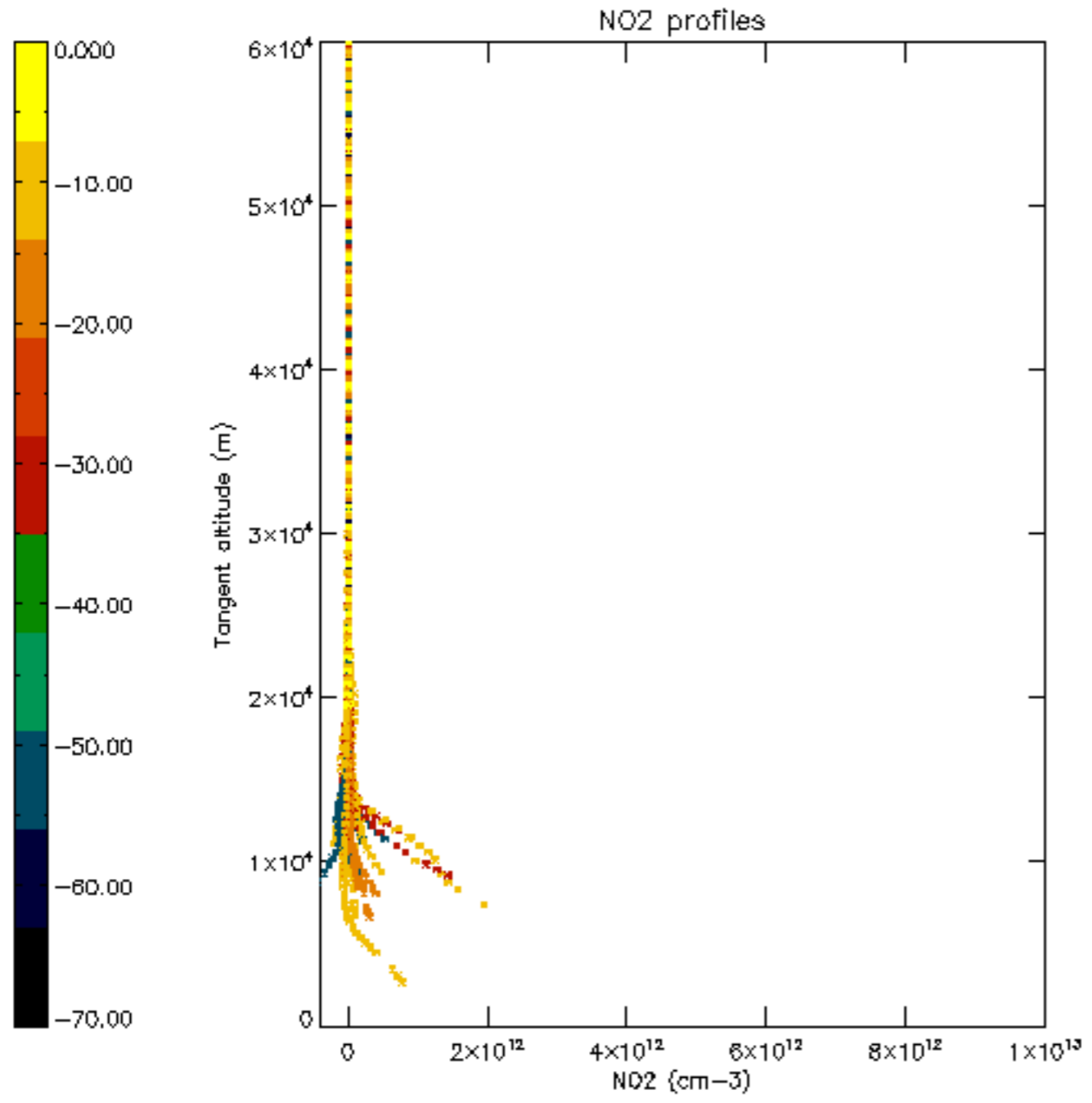


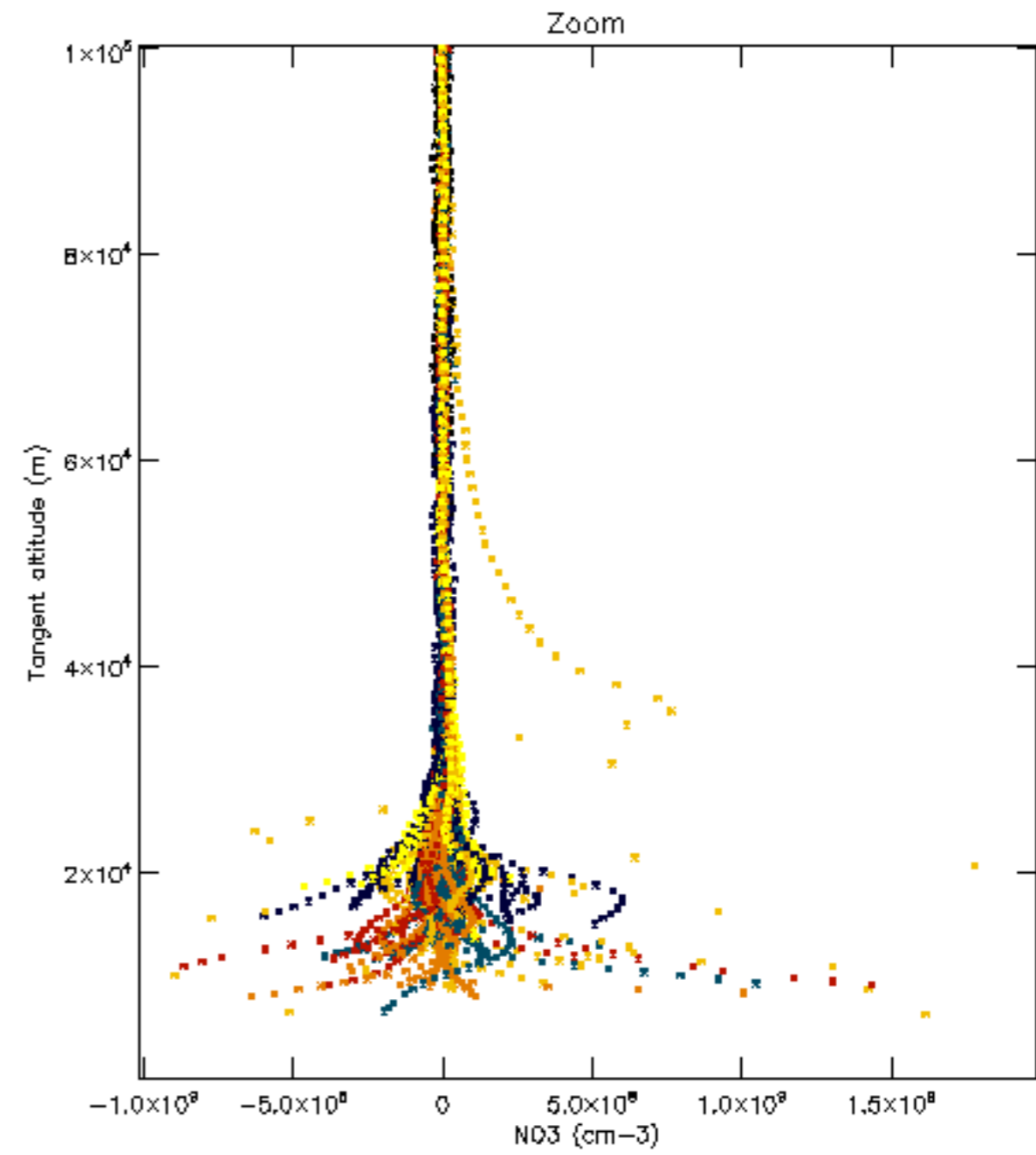
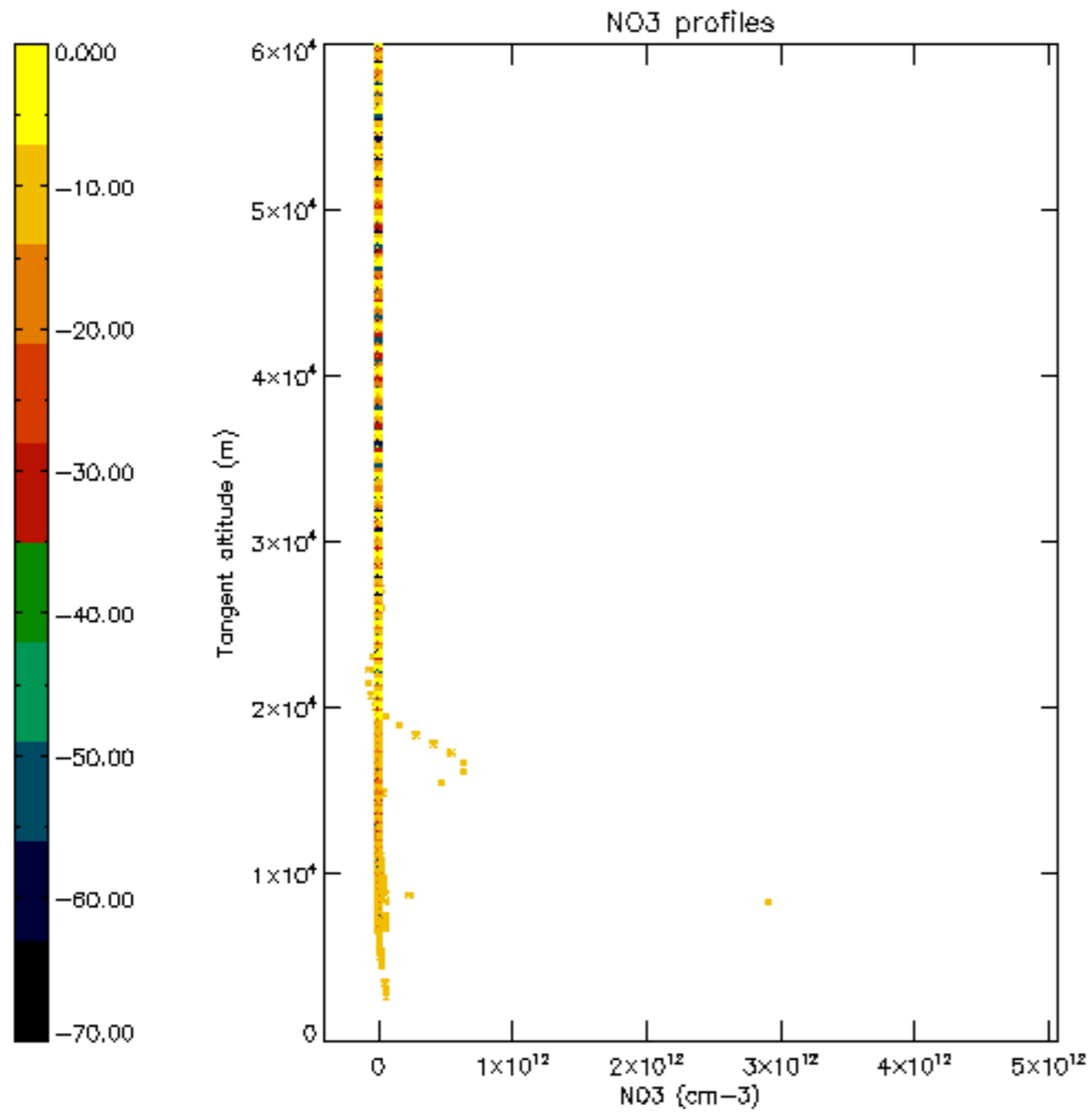


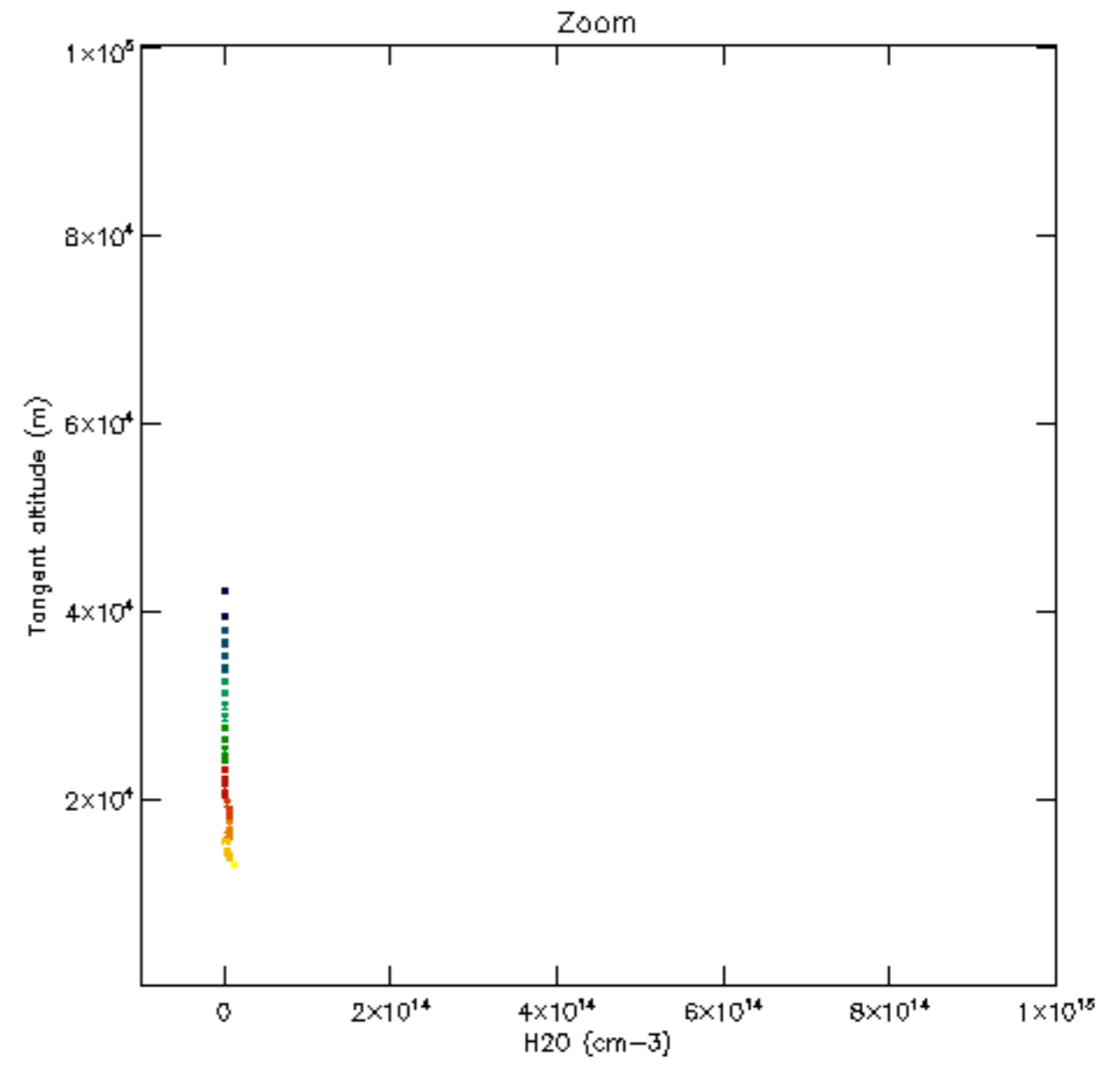
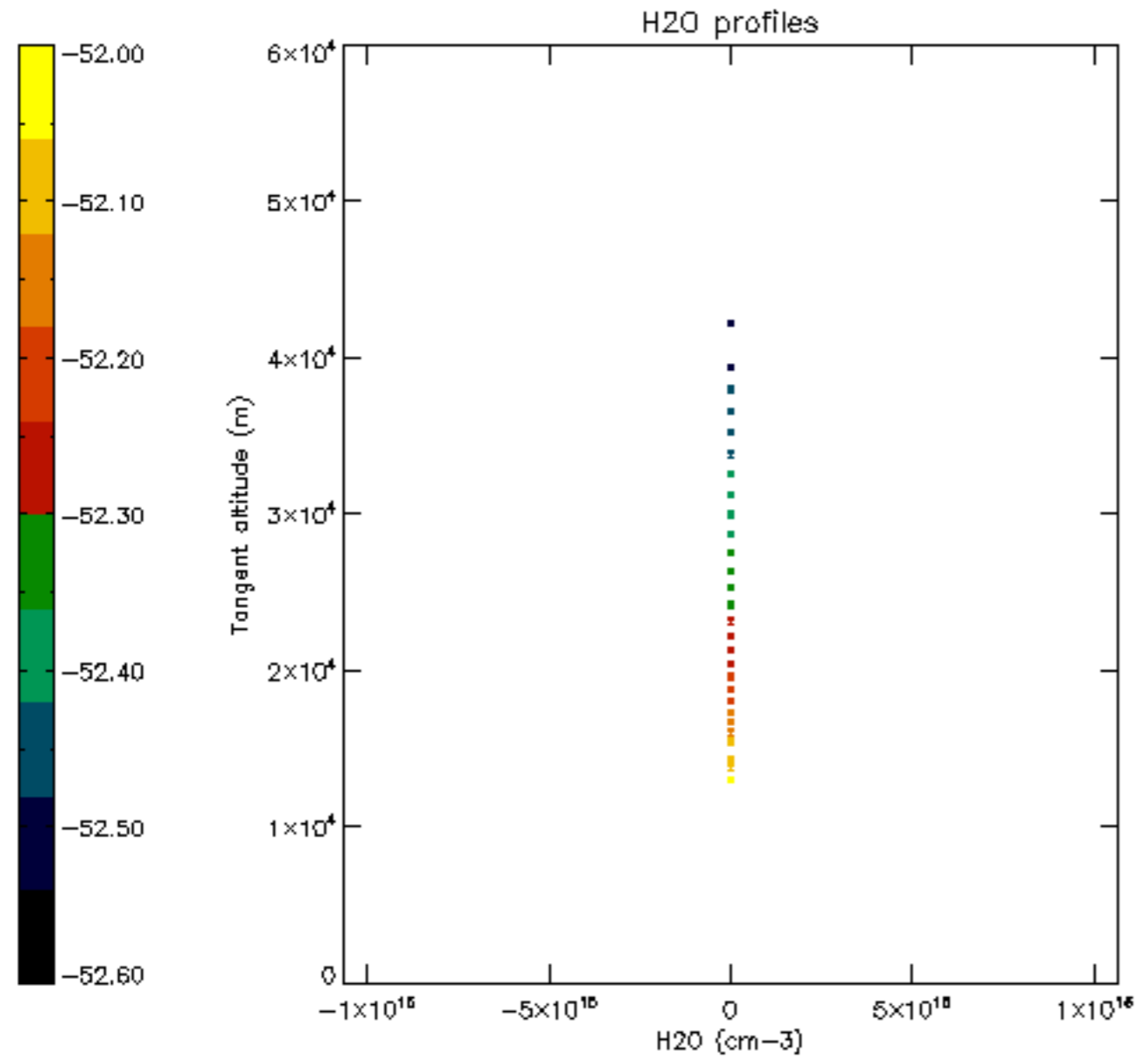


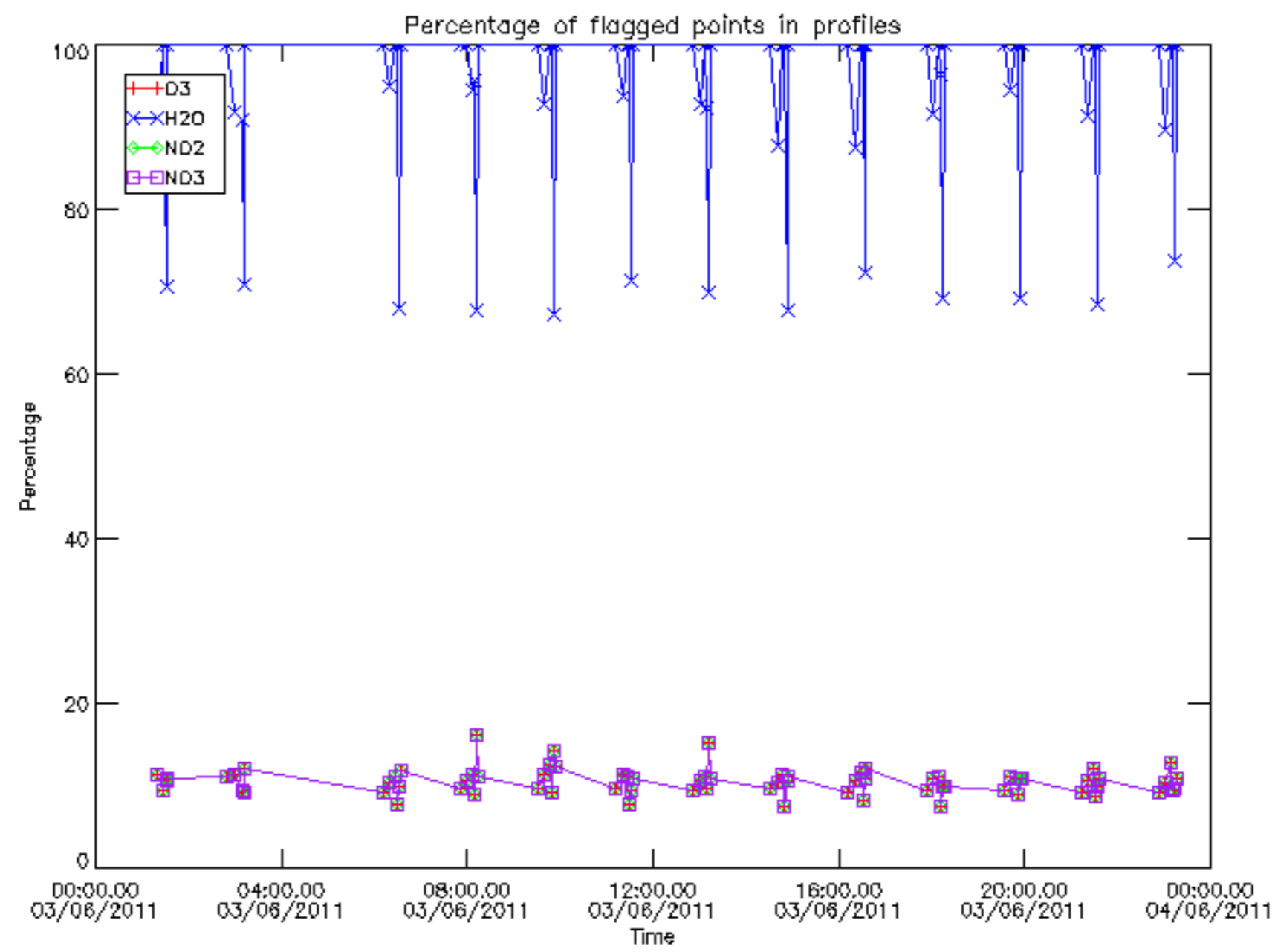




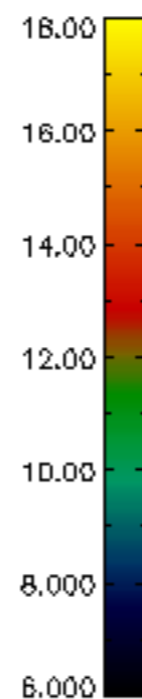
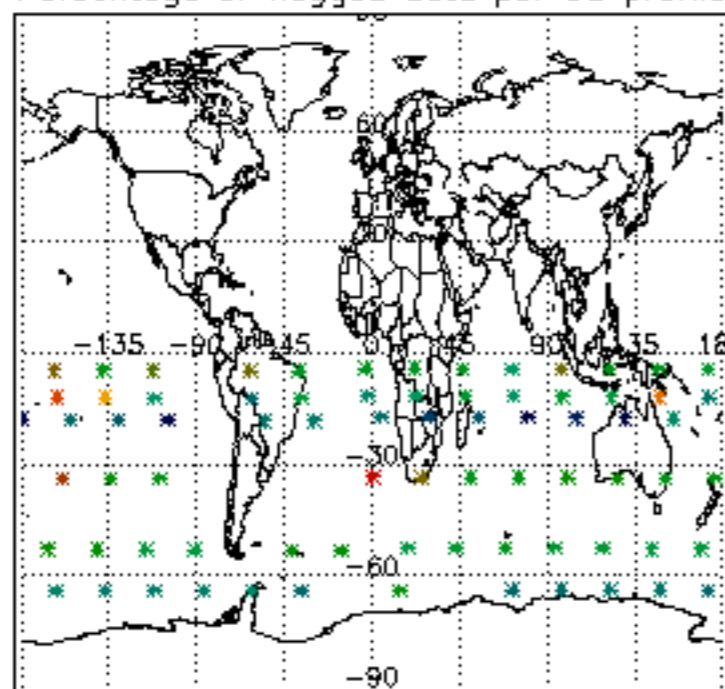




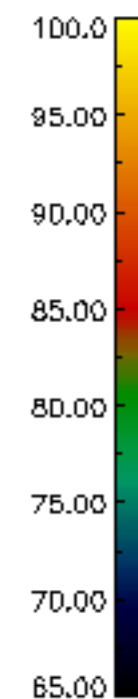
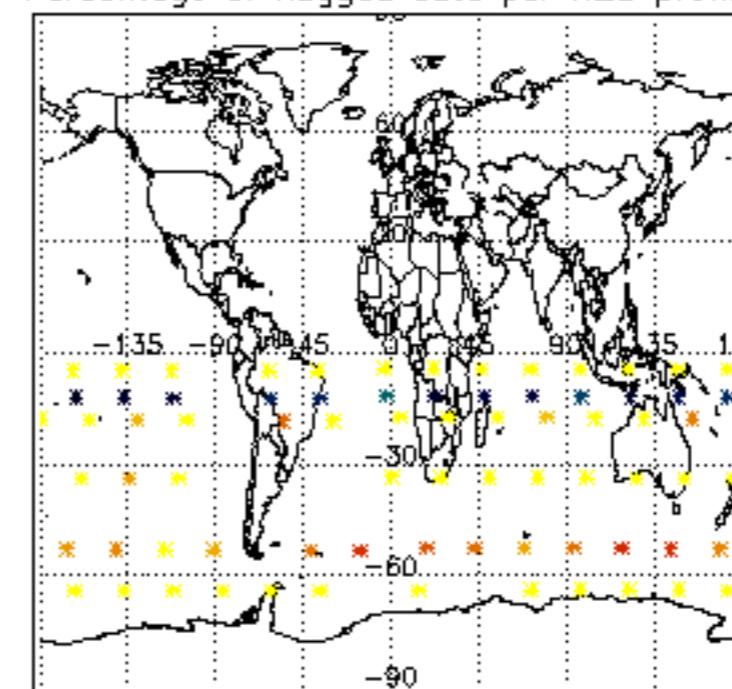




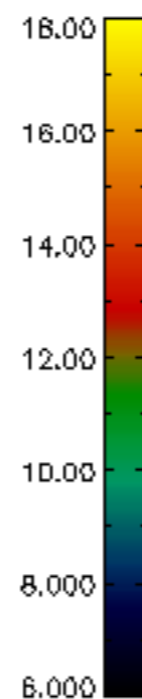
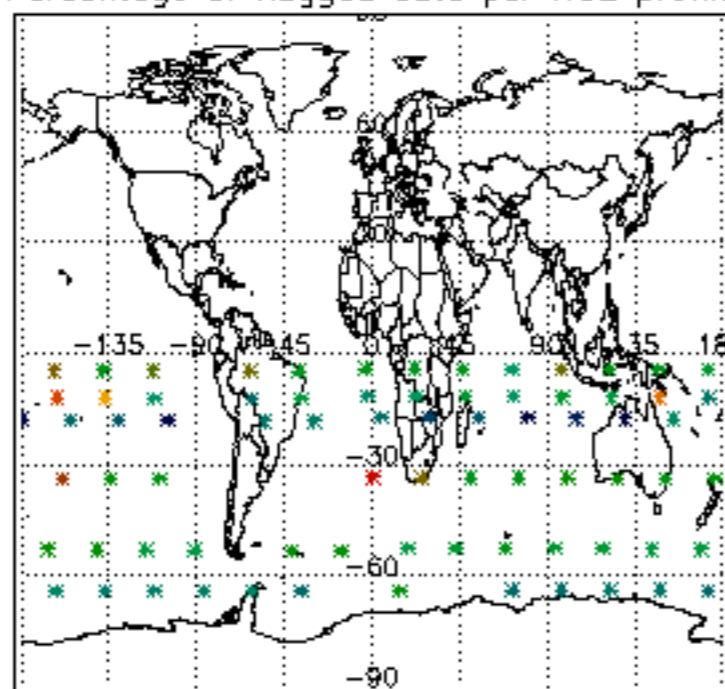
Percentage of flagged data per D3 profile



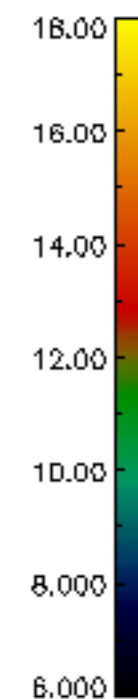
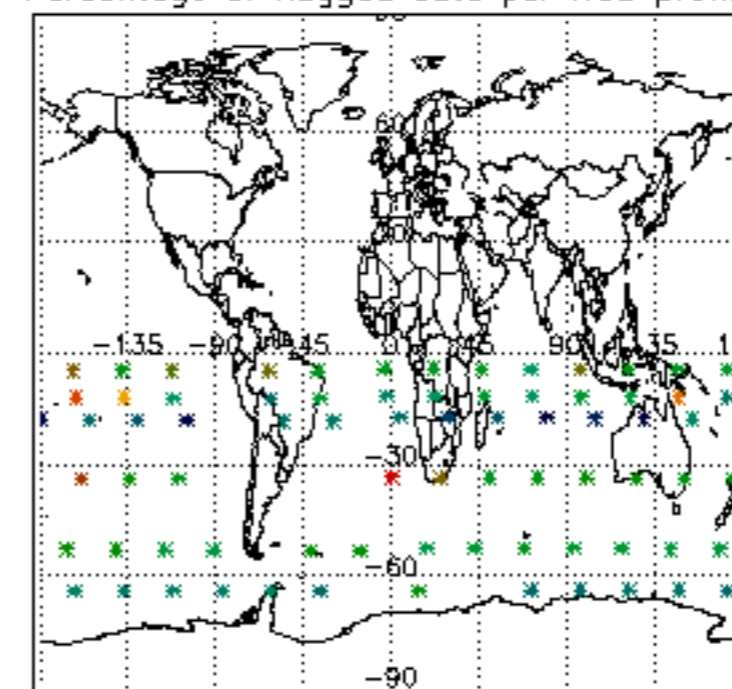
Percentage of flagged data per H2O profile

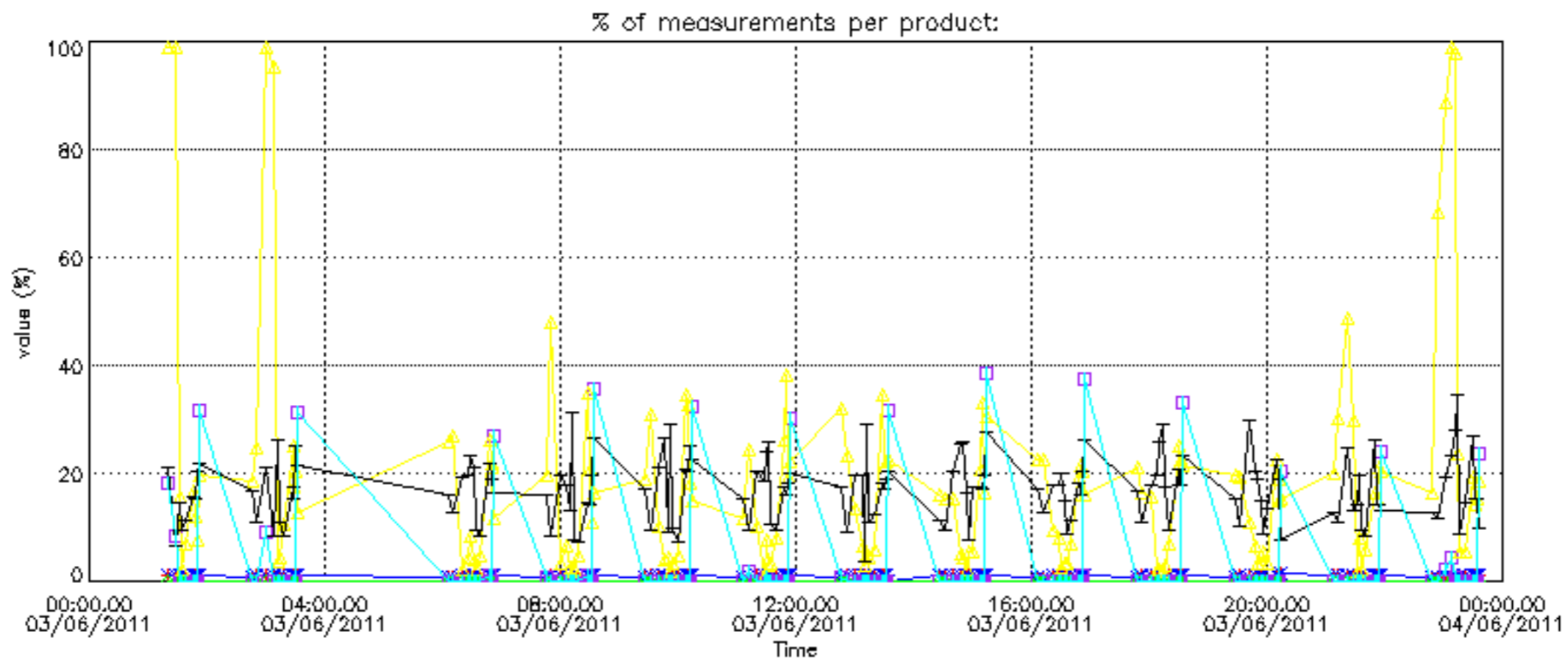
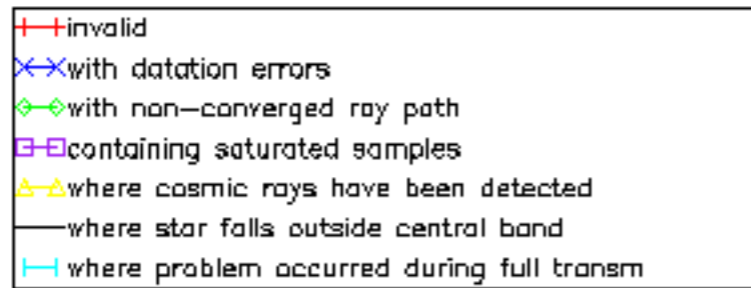


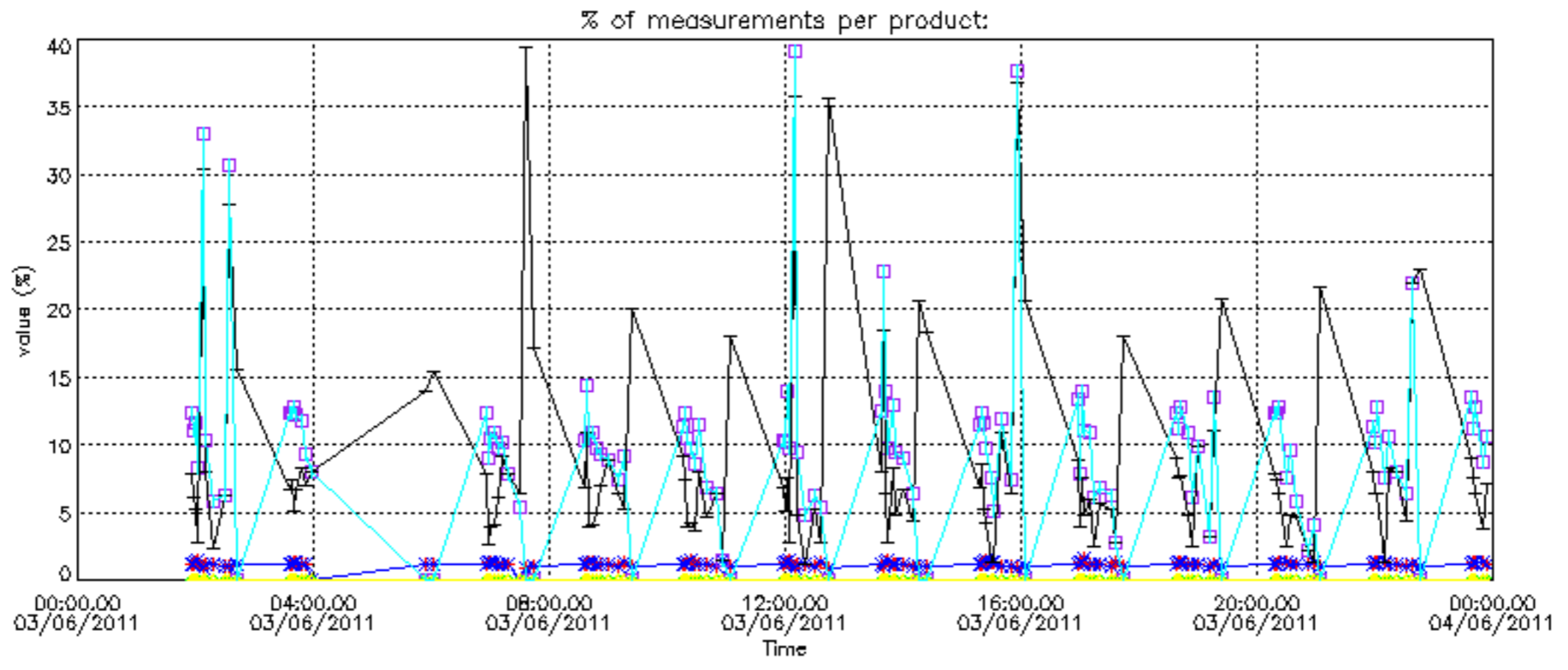
Percentage of flagged data per NO2 profile



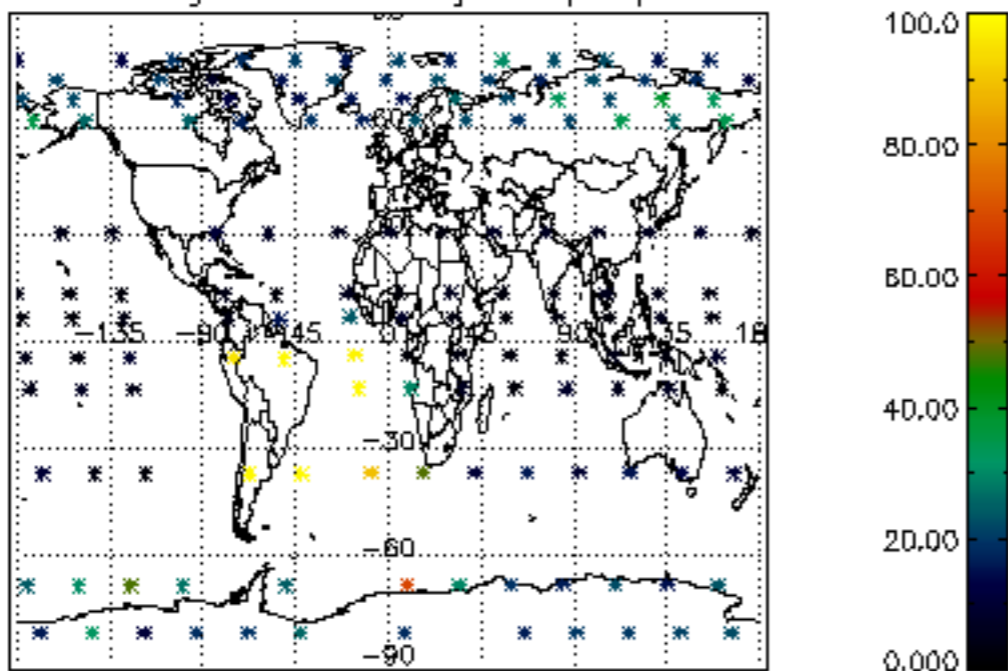
Percentage of flagged data per NO3 profile



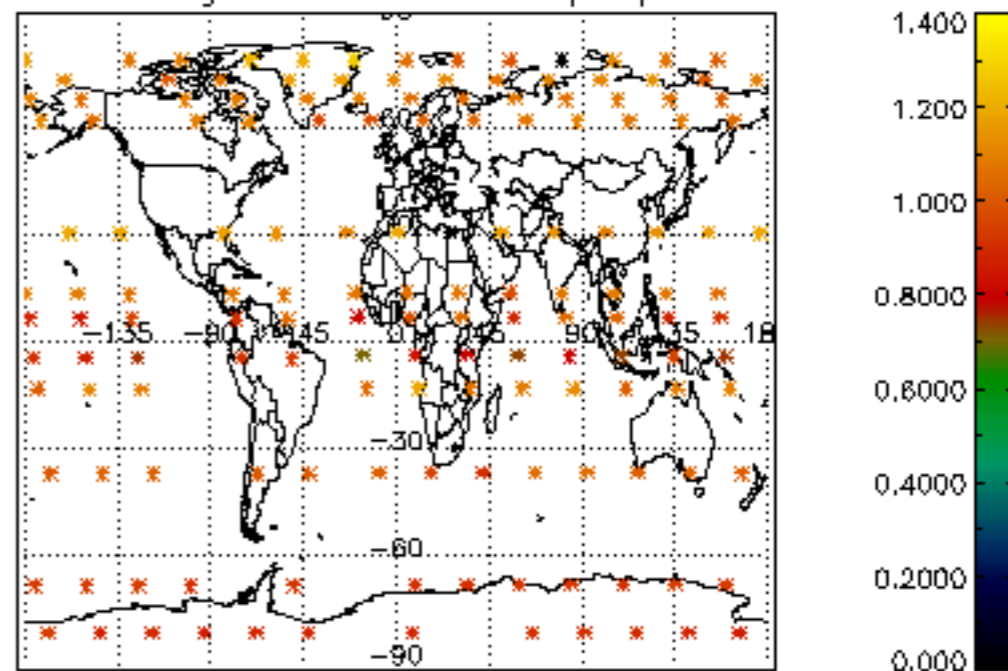




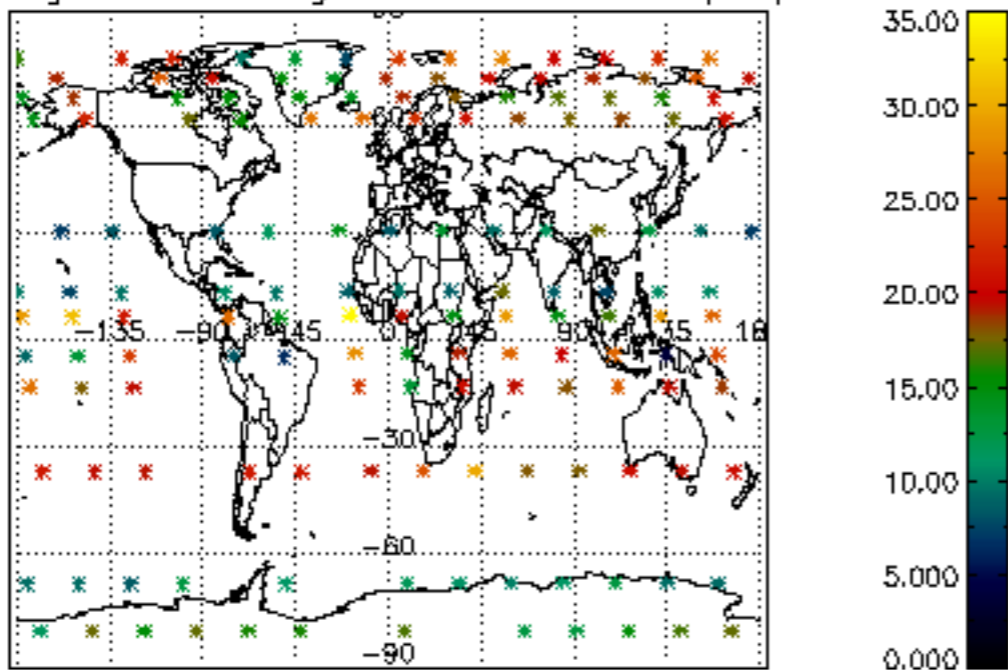
Percentage of cosmic ray hits per profile



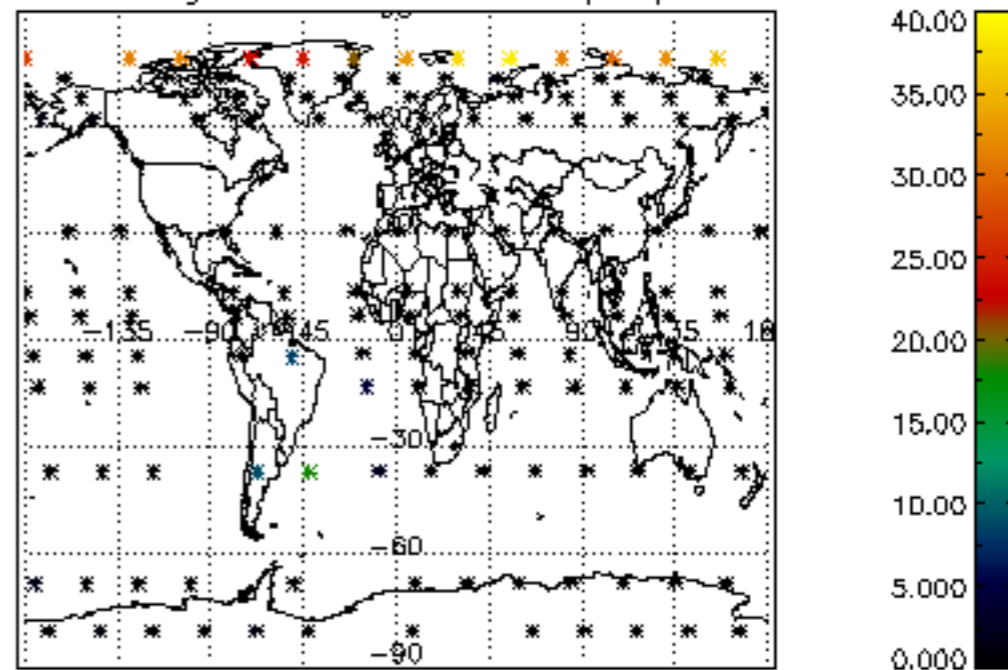
Percentage of datation errors per profile



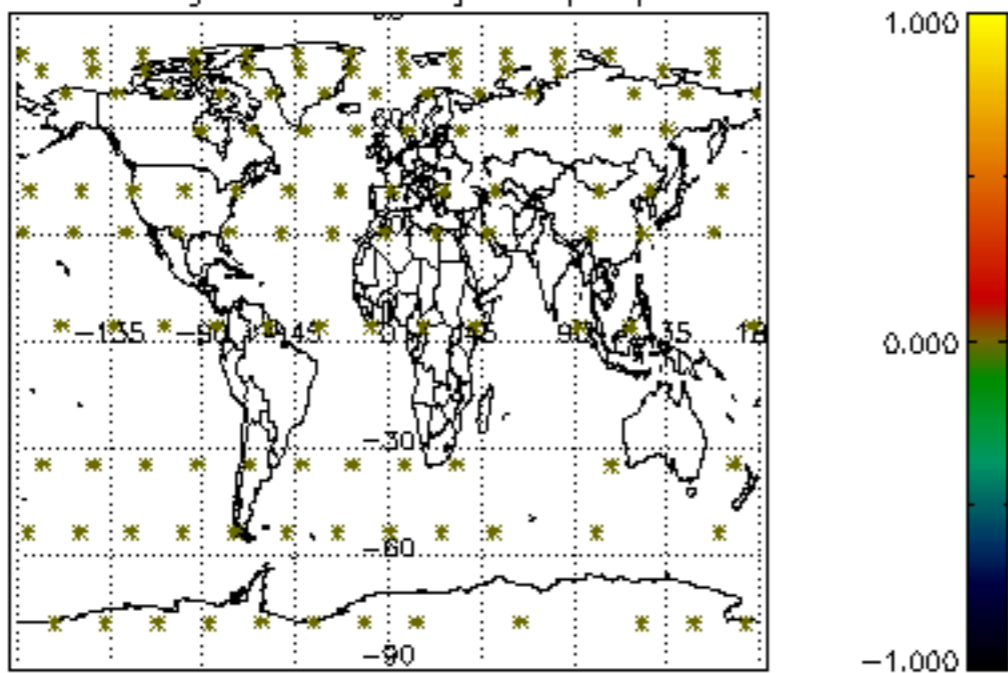
Percentage of star falling outside central band per profile



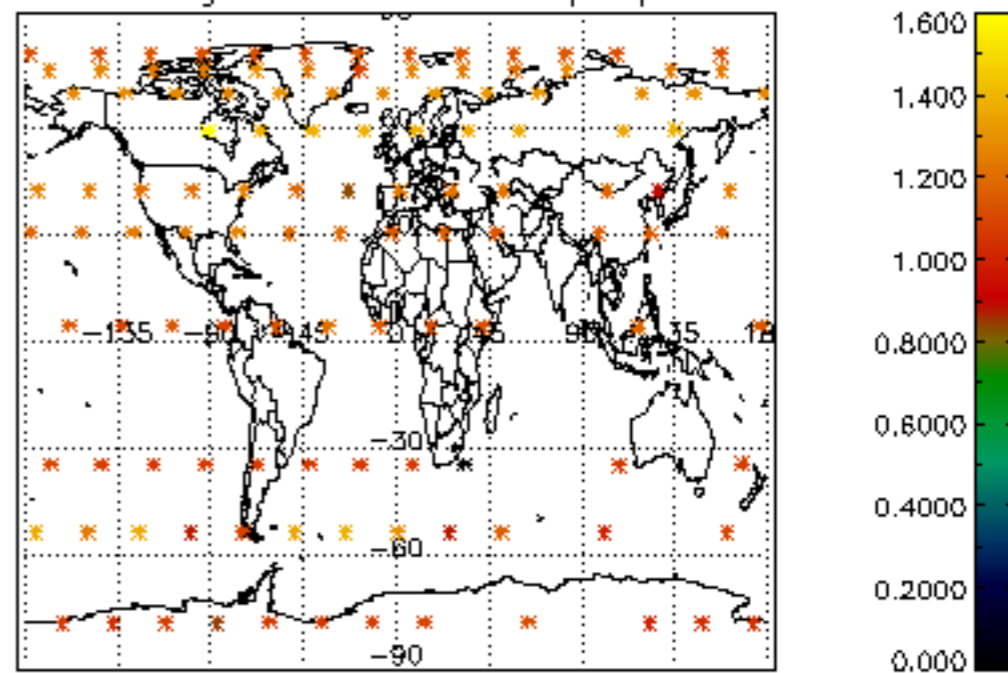
Percentage of saturation errors per profile



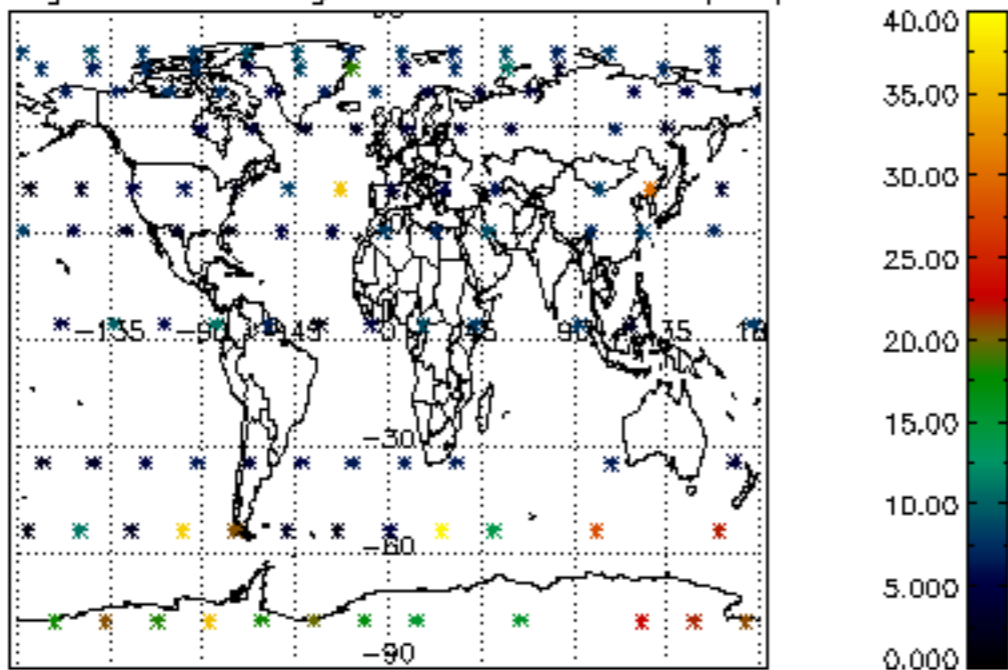
Percentage of cosmic ray hits per profile



Percentage of datation errors per profile



Percentage of star falling outside central band per profile



Percentage of saturation errors per profile

