

GOMOS Level 2 Daily Report

SUMMARY

[1. General Info](#)

[2. Summary of processed GOM_NL_2P products](#)

[3. Level 2 Quality information per product](#)

[3.1 Plot of level 2 quality information per product \(time dependant\)](#)

[3.2 Plot of level 2 quality information per product \(world map\)](#)

[4. Level 1 Quality information per product \(stored on level 2 products\)](#)

[4.1 Plot of level 1 quality information per product \(time dependant\)](#)

[4.1.1 Plot of level 1 quality information per product \(time dependant\): ASCENDING](#)

[4.1.2 Plot of level 1 quality information per product \(time dependant\): DESCENDING](#)

[4.2 Plot of level 1 quality information per product \(world map\)](#)

[4.2.1 Plot of level 1 quality information per product \(world map\): ASCENDING](#)

[4.2.2 Plot of level 1 quality information per product \(world map\): DESCENDING](#)

[5. Ozone profiles based on quality statistics and other trace gas profiles](#)

[5.1 Ozone statistics based on quality of products](#)

[5.2 Plot ozone profiles for all STD \(dark without errors\)](#)

[5.3 Plot ozone profiles where STD < 20% \(dark without errors\)](#)

[5.4. Plot ozone profiles where STD < 10% \(dark without errors\)](#)

[5.5. Plot ozone profiles where STD < 5% \(dark without errors\)](#)

[5.6 Plot NO2 profiles for all STD \(dark without errors\)](#)

[5.7 Plot NO3 profiles for all STD \(dark without errors\)](#)

[5.8 Plot H2O profiles \(only for occultations of stars 1,2,3,4,13,14,16,26,63 dark without errors\) for all STD](#)

[6. Auxiliary Data Files used for the production reported in section 2](#)

This report presents the daily analysis on parameters extracted from GOMOS level 2 data (GOM_NL__2P). It is intended to monitor some important parameters that will impact the quality of these products. A list of level 2 products (and content) that have arrived during the reporting day to the PCF is also given.

Item	Value
Time of report generation	24APR2013 14:18:39
Data source version	GOMOS/6.01
Start time of products	02-06-2011 (02JUN2011 00:00:00)
Stop time of products	03-06-2011 (03JUN2011 00:00:00)
Store outputs in DB	Yes
Nb of level 2 prods	234
Nb of prods with errors	1

2. Summary of processed GOM_NL__2P products.

Nr	Filename	UTC Start time	Limb	Duration	Star Id	Star Name	Star Mag	Star Temp	Nb Meas	Orbit	Prod. error
1	GOM_NL__2PRFIN20110602_000116_000000543103_00102_48392_8400.N1	02-JUN-2011 00:01:16	Twilight	53.500	58	21Alp And	2.0730	11000.	107	48392	No
2	GOM_NL__2PRFIN20110602_000619_000000553103_00102_48392_8401.N1	02-JUN-2011 00:06:19	Dark	54.500	140	88Gam Peg	2.8340	26000.	109	48392	No
3	GOM_NL__2PRFIN20110602_001521_000000493103_00102_48392_8402.N1	02-JUN-2011 00:15:21	Dark	48.500	52	16Bet Cet	2.0370	4500.0	97	48392	No
4	GOM_NL__2PRFIN20110602_002200_000000493103_00102_48392_8403.N1	02-JUN-2011 00:22:00	Dark	48.500	84	Alp Phe	2.3970	4500.0	97	48392	No
5	GOM_NL__2PRFIN20110602_002415_000000583103_00102_48392_8404.N1	02-JUN-2011 00:24:15	Dark	57.500	18	24Alp PsA	1.1660	9700.0	115	48392	No
6	GOM_NL__2PRFIN20110602_002725_000000503103_00103_48393_8423.N1	02-JUN-2011 00:27:25	Dark	50.000	63	Bet Gru	2.1500	2800.0	100	48393	No
7	GOM_NL__2PRFIN20110602_002919_000000493103_00103_48393_8424.N1	02-JUN-2011 00:29:19	Dark	48.500	31	Alp Gru	1.7340	15200.	97	48393	No
8	GOM_NL__2PRFIN20110602_003411_000000433103_00103_48393_8425.N1	02-JUN-2011 00:34:11	Straylight	43.000	45	Alp Pav	1.9400	26000.	86	48393	No
9	GOM_NL__2PRFIN20110602_004130_000000423103_00103_48393_8426.N1	02-JUN-2011 00:41:30	Straylight	42.000	147	Alp Ara	2.8770	26000.	84	48393	No
10	GOM_NL__2PRFIN20110602_004311_000000483103_00103_48393_8427.N1	02-JUN-2011 00:43:11	Straylight	48.000	40	The Sco	1.8590	7100.0	96	48393	No
11	GOM_NL__2PRFIN20110602_004458_000000483103_00103_48393_8428.N1	02-JUN-2011 00:44:58	Twilight	47.500	25	35Lam Sco	1.6200	28000.	95	48393	No
12	GOM_NL__2PRFIN20110602_004641_000000493103_00103_48393_8429.N1	02-JUN-2011 00:46:41	Twilight	49.000	75	26Eps Sco	2.2910	4250.0	98	48393	No
13	GOM_NL__2PRFIN20110602_004842_000000563103_00103_48393_8430.N1	02-JUN-2011 00:48:42	Bright	56.000	136	23Tau Sco	2.8220	30000.	112	48393	No
14	GOM_NL__2PRFIN20110602_005215_000000453103_00103_48393_8431.N1	02-JUN-2011 00:52:15	Bright	45.000	86	35Eta Oph	2.4300	10200.	90	48393	No
15	GOM_NL__2PRFIN20110602_005405_000000413103_00103_48393_8432.N1	02-JUN-2011 00:54:05	Bright	41.000	98	13Zet Oph	2.5710	30000.	82	48393	No
16	GOM_NL__2PRFIN20110602_005615_000000393103_00103_48393_8433.N1	02-JUN-2011 00:56:15	Bright	39.000	120	1Del Oph	2.7340	3200.0	78	48393	No
17	GOM_NL__2PRFIN20110602_005915_000000373103_00103_48393_8434.N1	02-JUN-2011 00:59:15	Bright	36.500	102	24Alp Ser	2.6000	4250.0	73	48393	No
18	GOM_NL__2PRFIN20110602_010413_000000443103_00103_48393_8435.N1	02-JUN-2011 01:04:13	Bright	44.000	127	27Bet Her	2.7810	4700.0	88	48393	No
19	GOM_NL__2PRFIN20110602_010735_000000423103_00103_48393_8436.N1	02-JUN-2011 01:07:35	Bright	41.500	133	40Zet Her	2.8070	6000.0	83	48393	No
20	GOM_NL__2PRFIN20110602_011535_000000373103_00103_48393_8437.N1	02-JUN-2011 01:15:35	Bright	36.500	119	14Eta Dra	2.7270	4700.0	73	48393	No
21	GOM_NL__2PRFIN20110602_012547_000000483103_00103_48393_8438.N1	02-JUN-2011 01:25:47	Bright	48.000	89	5Alp Cep	2.4510	8000.0	96	48393	No
22	GOM_NL__2PRFIN20110602_013100_000000563103_00103_48393_8439.N1	02-JUN-2011 01:31:00	Bright	56.000	76	27Gam Cas	2.3000	30000.	112	48393	No
23	GOM_NL__2PRFIN20110602_013848_000000443103_00103_48393_8440.N1	02-JUN-2011 01:38:48	Bright	43.500	53	43Bet And	2.0480	3300.0	87	48393	No
24	GOM_NL__2PRFIN20110602_014130_000000533103_00103_48393_8441.N1	02-JUN-2011 01:41:30	Twilight	53.000	58	21Alp And	2.0730	11000.	106	48393	No
25	GOM_NL__2PRFIN20110602_014634_000000533103_00103_48393_8442.N1	02-JUN-2011 01:46:34	Dark	53.000	140	88Gam Peg	2.8340	26000.	106	48393	No
26	GOM_NL__2PRFIN20110602_015535_000000513103_00103_48393_8443.N1	02-JUN-2011 01:55:35	Dark	50.500	52	16Bet Cet	2.0370	4500.0	101	48393	No
27	GOM_NL__2PRFIN20110602_020215_000000463103_00103_48393_8444.N1	02-JUN-2011 02:02:15	Dark	46.000	84	Alp Phe	2.3970	4500.0	92	48393	No
28	GOM_NL__2PRFIN20110602_020430_000000553103_00103_48393_8445.N1	02-JUN-2011 02:04:30	Dark	54.500	18	24Alp PsA	1.1660	9700.0	109	48393	No
29	GOM_NL__2PRFIN20110602_020740_000000463103_00104_48394_8438.N1	02-JUN-2011 02:07:40	Dark	45.500	63	Bet Gru	2.1500	2800.0	91	48394	No
30	GOM_NL__2PRFIN20110602_020934_000000473103_00104_48394_8439.N1	02-JUN-2011 02:09:34	Dark	46.500	31	Alp Gru	1.7340	15200.	93	48394	No
31	GOM_NL__2PRFIN20110602_021425_000000433103_00104_48394_8440.N1	02-JUN-2011 02:14:25	Straylight	43.000	45	Alp Pav	1.9400	26000.	86	48394	No
32	GOM_NL__2PRFIN20110602_022144_000000413103_00104_48394_8441.N1	02-JUN-2011 02:21:44	Straylight	40.500	147	Alp Ara	2.8770	26000.	81	48394	No
33	GOM_NL__2PRFIN20110602_022326_000000523103_00104_48394_8442.N1	02-JUN-2011 02:23:26	Straylight	52.000	40	The Sco	1.8590	7100.0	104	48394	No
34	GOM_NL__2PRFIN20110602_022512_000000473103_00104_48394_8443.N1	02-JUN-2011 02:25:12	Twilight	47.000	25	35Lam Sco	1.6200	28000.	94	48394	No
35	GOM_NL__2PRFIN20110602_022656_000000463103_00104_48394_8444.N1	02-JUN-2011 02:26:56	Twilight	45.500	75	26Eps Sco	2.2910	4250.0	91	48394	No
36	GOM_NL__2PRFIN20110602_022856_000000563103_00104_48394_8445.N1	02-JUN-2011 02:28:56	Bright	56.000	136	23Tau Sco	2.8220	30000.	112	48394	No
37	GOM_NL__2PRFIN20110602_023229_000000463103_00104_48394_8446.N1	02-JUN-2011 02:32:29	Bright	46.000	86	35Eta Oph	2.4300	10200.	92	48394	No
38	GOM_NL__2PRFIN20110602_023419_000000413103_00104_48394_8447.N1	02-JUN-2011 02:34:19	Bright	40.500	98	13Zet Oph	2.5710	30000.	81	48394	No
39	GOM_NL__2PRFIN20110602_023629_000000393103_00104_48394_8448.N1	02-JUN-2011 02:36:29	Bright	39.000	120	1Del Oph	2.7340	3200.0	78	48394	No
40	GOM_NL__2PRFIN20110602_023929_000000373103_00104_48394_8449.N1	02-JUN-2011 02:39:29	Bright	37.000	102	24Alp Ser	2.6000	4250.0	74	48394	No
41	GOM_NL__2PRFIN20110602_024427_000000423103_00104_48394_8450.N1	02-JUN-2011 02:44:27	Bright	42.000	127	27Bet Her	2.7810	4700.0	84	48394	No
42	GOM_NL__2PRFIN20110602_024749_000000413103_00104_48394_8451.N1	02-JUN-2011 02:47:49	Bright	41.000	133	40Zet Her	2.8070	6000.0	82	48394	No

43	GOM_NL__2PRFIN20110602_025549_000000363103_00104_48394_8452.N1	02-JUN-2011 02:55:49	Bright	35.500	119	14Eta Dra	2.7270	4700.0	71	48394	No
44	GOM_NL__2PRFIN20110602_030601_000000483103_00104_48394_8453.N1	02-JUN-2011 03:06:01	Bright	47.500	89	5Alp Cep	2.4510	8000.0	95	48394	No
45	GOM_NL__2PRFIN20110602_031114_000000463103_00104_48394_8454.N1	02-JUN-2011 03:11:14	Bright	45.500	76	27Gam Cas	2.3000	30000.	91	48394	No
46	GOM_NL__2PRFIN20110602_031902_000000473103_00104_48394_8455.N1	02-JUN-2011 03:19:02	Bright	46.500	53	43Bet And	2.0480	3300.0	93	48394	No
47	GOM_NL__2PRFIN20110602_032144_000000543103_00104_48394_8456.N1	02-JUN-2011 03:21:44	Twi_and_stray	54.000	58	21Alp And	2.0730	11000.	108	48394	No
48	GOM_NL__2PRFIN20110602_032648_000000533103_00104_48394_8457.N1	02-JUN-2011 03:26:48	Dark	53.000	140	88Gam Peg	2.8340	26000.	106	48394	No
49	GOM_NL__2PRFIN20110602_033550_000000493103_00104_48394_8458.N1	02-JUN-2011 03:35:50	Dark	48.500	52	16Bet Cet	2.0370	4500.0	97	48394	No
50	GOM_NL__2PRFIN20110602_034229_000000463103_00104_48394_8459.N1	02-JUN-2011 03:42:29	Dark	45.500	84	Alp Phe	2.3970	4500.0	91	48394	No
51	GOM_NL__2PRFIN20110602_034446_000000573103_00104_48394_8460.N1	02-JUN-2011 03:44:46	Dark	56.500	18	24Alp PsA	1.1660	9700.0	113	48394	No
52	GOM_NL__2PRFIN20110602_034755_000000503103_00105_48395_8453.N1	02-JUN-2011 03:47:55	Dark	49.500	63	Bet Gru	2.1500	2800.0	99	48395	No
53	GOM_NL__2PRFIN20110602_034949_000000483103_00105_48395_8454.N1	02-JUN-2011 03:49:49	Dark	47.500	31	Alp Gru	1.7340	15200.	95	48395	No
54	GOM_NL__2PRFIN20110602_035440_000000433103_00105_48395_8455.N1	02-JUN-2011 03:54:40	Straylight	43.000	45	Alp Pav	1.9400	26000.	86	48395	No
55	GOM_NL__2PRFIN20110602_040159_000000393103_00105_48395_8456.N1	02-JUN-2011 04:01:59	Straylight	39.000	147	Alp Ara	2.8770	26000.	78	48395	No
56	GOM_NL__2PRFIN20110602_040340_000000533103_00105_48395_8457.N1	02-JUN-2011 04:03:40	Straylight	53.000	40	The Sco	1.8590	7100.0	106	48395	No
57	GOM_NL__2PRFIN20110602_040527_000000493103_00105_48395_8458.N1	02-JUN-2011 04:05:27	Twi_and_stray	48.500	25	35Lam Sco	1.6200	28000.	97	48395	No
58	GOM_NL__2PRFIN20110602_040710_000000473103_00105_48395_8459.N1	02-JUN-2011 04:07:10	Twi_and_stray	46.500	75	26Eps Sco	2.2910	4250.0	93	48395	No
59	GOM_NL__2PRFIN20110602_040910_000000523103_00105_48395_8460.N1	02-JUN-2011 04:09:10	Bright	51.500	136	23Tau Sco	2.8220	30000.	103	48395	No
60	GOM_NL__2PRFIN20110602_041244_000000463103_00105_48395_8461.N1	02-JUN-2011 04:12:44	Bright	45.500	86	35Eta Oph	2.4300	10200.	91	48395	No
61	GOM_NL__2PRFIN20110602_041433_000000423103_00105_48395_8462.N1	02-JUN-2011 04:14:33	Bright	41.500	98	13Zet Oph	2.5710	30000.	83	48395	No
62	GOM_NL__2PRFIN20110602_041643_000000393103_00105_48395_8463.N1	02-JUN-2011 04:16:43	Bright	38.500	120	1Del Oph	2.7340	3200.0	77	48395	No
63	GOM_NL__2PRFIN20110602_041944_000000363103_00105_48395_8464.N1	02-JUN-2011 04:19:44	Bright	36.000	102	24Alp Ser	2.6000	4250.0	72	48395	No
64	GOM_NL__2PRFIN20110602_042441_000000433103_00105_48395_8465.N1	02-JUN-2011 04:24:41	Bright	43.000	127	27Bet Her	2.7810	4700.0	86	48395	No
65	GOM_NL__2PRFIN20110602_042803_000000433103_00105_48395_8466.N1	02-JUN-2011 04:28:03	Bright	42.500	133	40Zet Her	2.8070	6000.0	85	48395	No
66	GOM_NL__2PRFIN20110602_043603_000000563103_00105_48395_8467.N1	02-JUN-2011 04:36:03	Bright	56.000	119	14Eta Dra	2.7270	4700.0	112	48395	No
67	GOM_NL__2PRFIN20110602_044614_000000463103_00105_48395_8468.N1	02-JUN-2011 04:46:14	Bright	46.000	89	5Alp Cep	2.4510	8000.0	92	48395	No
68	GOM_NL__2PRFIN20110602_062628_000000463103_00106_48396_8472.N1	02-JUN-2011 06:26:28	Dark	45.500	89	5Alp Cep	2.4510	8000.0	91	48396	Yes
69	GOM_NL__2PRFIN20110602_063142_000000563103_00106_48396_8473.N1	02-JUN-2011 06:31:42	Bright	56.000	76	27Gam Cas	2.3000	30000.	112	48396	No
70	GOM_NL__2PRFIN20110602_063930_000000493103_00106_48396_8474.N1	02-JUN-2011 06:39:30	Bright	48.500	53	43Bet And	2.0480	3300.0	97	48396	No
71	GOM_NL__2PRFIN20110602_064213_000000543103_00106_48396_8475.N1	02-JUN-2011 06:42:13	Twi_and_stray	54.000	58	21Alp And	2.0730	11000.	108	48396	No
72	GOM_NL__2PRFIN20110602_064718_000000553103_00106_48396_8476.N1	02-JUN-2011 06:47:18	Dark	54.500	140	88Gam Peg	2.8340	26000.	109	48396	No
73	GOM_NL__2PRFIN20110602_065620_000000483103_00106_48396_8477.N1	02-JUN-2011 06:56:20	Dark	48.000	52	16Bet Cet	2.0370	4500.0	96	48396	No
74	GOM_NL__2PRFIN20110602_070259_000000443103_00106_48396_8478.N1	02-JUN-2011 07:02:59	Dark	43.500	84	Alp Phe	2.3970	4500.0	87	48396	No
75	GOM_NL__2PRFIN20110602_070517_000000563103_00106_48396_8479.N1	02-JUN-2011 07:05:17	Dark	55.500	18	24Alp PsA	1.1660	9700.0	111	48396	No
76	GOM_NL__2PRFIN20110602_070825_000000583103_00107_48397_8515.N1	02-JUN-2011 07:08:25	Dark	58.000	63	Bet Gru	2.1500	2800.0	116	48397	No
77	GOM_NL__2PRFIN20110602_071019_000000473103_00107_48397_8516.N1	02-JUN-2011 07:10:19	Dark	47.000	31	Alp Gru	1.7340	15200.	94	48397	No
78	GOM_NL__2PRFIN20110602_071510_000000453103_00107_48397_8517.N1	02-JUN-2011 07:15:10	Straylight	44.500	45	Alp Pav	1.9400	26000.	89	48397	No
79	GOM_NL__2PRFIN20110602_072228_000000413103_00107_48397_8518.N1	02-JUN-2011 07:22:28	Straylight	41.000	147	Alp Ara	2.8770	26000.	82	48397	No
80	GOM_NL__2PRFIN20110602_072409_000000473103_00107_48397_8519.N1	02-JUN-2011 07:24:09	Straylight	47.000	40	The Sco	1.8590	7100.0	94	48397	No
81	GOM_NL__2PRFIN20110602_072556_000000493103_00107_48397_8520.N1	02-JUN-2011 07:25:56	Twi_and_stray	49.000	25	35Lam Sco	1.6200	28000.	98	48397	No
82	GOM_NL__2PRFIN20110602_072739_000000473103_00107_48397_8521.N1	02-JUN-2011 07:27:39	Twi_and_stray	47.000	75	26Eps Sco	2.2910	4250.0	94	48397	No
83	GOM_NL__2PRFIN20110602_072939_000000453103_00107_48397_8522.N1	02-JUN-2011 07:29:39	Bright	44.500	136	23Tau Sco	2.8220	30000.	89	48397	No
84	GOM_NL__2PRFIN20110602_073312_000000463103_00107_48397_8523.N1	02-JUN-2011 07:33:12	Bright	45.500	86	35Eta Oph	2.4300	10200.	91	48397	No
85	GOM_NL__2PRFIN20110602_073502_000000413103_00107_48397_8524.N1	02-JUN-2011 07:35:02	Bright	40.500	98	13Zet Oph	2.5710	30000.	81	48397	No
86	GOM_NL__2PRFIN20110602_073712_000000393103_00107_48397_8525.N1	02-JUN-2011 07:37:12	Bright	38.500	120	1Del Oph	2.7340	3200.0	77	48397	No
87	GOM_NL__2PRFIN20110602_074011_000000373103_00107_48397_8526.N1	02-JUN-2011 07:40:11	Bright	37.000	102	24Alp Ser	2.6000	4250.0	74	48397	No
88	GOM_NL__2PRFIN20110602_074508_000000433103_00107_48397_8527.N1	02-JUN-2011 07:45:08	Bright	42.500	127	27Bet Her	2.7810	4700.0	85	48397	No
89	GOM_NL__2PRFIN20110602_074830_000000443103_00107_48397_8528.N1	02-JUN-2011 07:48:30	Bright	43.500	133	40Zet Her	2.8070	6000.0	87	48397	No
90	GOM_NL__2PRFIN20110602_075630_000000563103_00107_48397_8529.N1	02-JUN-2011 07:56:30	Bright	56.000	119	14Eta Dra	2.7270	4700.0	112	48397	No
91	GOM_NL__2PRFIN20110602_080641_000000473103_00107_48397_8530.N1	02-JUN-2011 08:06:41	Bright	47.000	89	5Alp Cep	2.4510	8000.0	94	48397	No
92	GOM_NL__2PRFIN20110602_081156_000000563103_00107_48397_8531.N1	02-JUN-2011 08:11:56	Bright	56.000	76	27Gam Cas	2.3000	30000.	112	48397	No
93	GOM_NL__2PRFIN20110602_081944_000000463103_00107_48397_8532.N1	02-JUN-2011 08:19:44	Bright	46.000	53	43Bet And	2.0480	3300.0	92	48397	No
94	GOM_NL__2PRFIN20110602_082227_000000563103_00107_48397_8533.N1	02-JUN-2011 08:22:27	Twi_and_stray	56.000	58	21Alp And	2.0730	11000.	112	48397	No
95	GOM_NL__2PRFIN20110602_082732_000000543103_00107_48397_8534.N1	02-JUN-2011 08:27:32	Dark	53.500	140	88Gam Peg	2.8340	26000.	107	48397	No
96	GOM_NL__2PRFIN20110602_083634_000000553103_00107_48397_8535.N1	02-JUN-2011 08:36:34	Dark	55.000	52	16Bet Cet	2.0370	4500.0	110	48397	No
97	GOM_NL__2PRFIN20110602_084313_000000453103_00107_48397_8536.N1	02-JUN-2011 08:43:13	Dark	45.000	84	Alp Phe	2.3970	4500.0	90	48397	No
98	GOM_NL__2PRFIN20110602_084532_000000693103_00107_48397_8537.N1	02-JUN-2011 08:45:32	Dark	69.000	18	24Alp PsA	1.1660	9700.0	138	48397	No
99	GOM_NL__2PRFIN20110602_102854_000000633103_00109_48399_8603.N1	02-JUN-2011 10:28:54	Dark	63.000	63	Bet Gru	2.1500	2800.0	126	48399	No
100	GOM_NL__2PRFIN20110602_103049_000000473103_00109_48399_8604.N1	02-JUN-2011 10:30:49	Dark	46.500	31	Alp Gru	1.7340	15200.	93	48399	No
101	GOM_NL__2PRFIN20110602_103539_000000453103_00109_48399_8605.N1	02-JUN-2011 10:35:39	Straylight	44.500	45	Alp Pav	1.9400	26000.	89	48399	No

102	GOM_NL__2PRFIN20110602_104256_000000393103_00109_48399_8606.N1	02-JUN-2011 10:42:56	Straylight	38.500	147	Alp Ara	2.8770	26000.	77	48399	No
103	GOM_NL__2PRFIN20110602_104438_000000493103_00109_48399_8607.N1	02-JUN-2011 10:44:38	Straylight	49.000	40	The Sco	1.8590	7100.0	98	48399	No
104	GOM_NL__2PRFIN20110602_104625_000000503103_00109_48399_8608.N1	02-JUN-2011 10:46:25	Twi_and_stray	50.000	25	35Lam Sco	1.6200	28000.	100	48399	No
105	GOM_NL__2PRFIN20110602_104807_000000473103_00109_48399_8609.N1	02-JUN-2011 10:48:07	Twi_and_stray	46.500	75	26Eps Sco	2.2910	4250.0	93	48399	No
106	GOM_NL__2PRFIN20110602_105007_000000493103_00109_48399_8610.N1	02-JUN-2011 10:50:07	Bright	49.000	136	23Tau Sco	2.8220	30000.	98	48399	No
107	GOM_NL__2PRFIN20110602_105340_000000443103_00109_48399_8611.N1	02-JUN-2011 10:53:40	Bright	44.000	86	35Eta Oph	2.4300	10200.	88	48399	No
108	GOM_NL__2PRFIN20110602_105530_000000403103_00109_48399_8612.N1	02-JUN-2011 10:55:30	Bright	40.000	98	13Zet Oph	2.5710	30000.	80	48399	No
109	GOM_NL__2PRFIN20110602_105740_000000403103_00109_48399_8613.N1	02-JUN-2011 10:57:40	Bright	39.500	120	1Del Oph	2.7340	3200.0	79	48399	No
110	GOM_NL__2PRFIN20110602_110039_000000373103_00109_48399_8614.N1	02-JUN-2011 11:00:39	Bright	36.500	102	24Alp Ser	2.6000	4250.0	73	48399	No
111	GOM_NL__2PRFIN20110602_110536_000000433103_00109_48399_8615.N1	02-JUN-2011 11:05:36	Bright	42.500	127	27Bet Her	2.7810	4700.0	85	48399	No
112	GOM_NL__2PRFIN20110602_110857_000000623103_00109_48399_8616.N1	02-JUN-2011 11:08:57	Bright	62.000	133	40Zet Her	2.8070	6000.0	124	48399	No
113	GOM_NL__2PRFIN20110602_111657_000000403103_00109_48399_8617.N1	02-JUN-2011 11:16:57	Bright	39.500	119	14Eta Dra	2.7270	4700.0	79	48399	No
114	GOM_NL__2PRFIN20110602_112708_000000463103_00109_48399_8618.N1	02-JUN-2011 11:27:08	Bright	45.500	89	5Alp Cep	2.4510	8000.0	91	48399	No
115	GOM_NL__2PRFIN20110602_113223_000000473103_00109_48399_8619.N1	02-JUN-2011 11:32:23	Bright	47.000	76	27Gam Cas	2.3000	30000.	94	48399	No
116	GOM_NL__2PRFIN20110602_114012_000000473103_00109_48399_8620.N1	02-JUN-2011 11:40:12	Bright	46.500	53	43Bet And	2.0480	3300.0	93	48399	No
117	GOM_NL__2PRFIN20110602_114256_000000553103_00109_48399_8621.N1	02-JUN-2011 11:42:56	Twi_and_stray	55.000	58	21Alp And	2.0730	11000.	110	48399	No
118	GOM_NL__2PRFIN20110602_114801_000000543103_00109_48399_8622.N1	02-JUN-2011 11:48:01	Dark	54.000	140	88Gam Peg	2.8340	26000.	108	48399	No
119	GOM_NL__2PRFIN20110602_115704_000000493103_00109_48399_8623.N1	02-JUN-2011 11:57:04	Dark	48.500	52	16Bet Cet	2.0370	4500.0	97	48399	No
120	GOM_NL__2PRFIN20110602_120603_000000683103_00109_48399_8624.N1	02-JUN-2011 12:06:03	Dark	67.500	18	24Alp PsA	1.1660	9700.0	135	48399	No
121	GOM_NL__2PRFIN20110602_120909_000000563103_00110_48400_8635.N1	02-JUN-2011 12:09:09	Dark	55.500	63	Bet Gru	2.1500	2800.0	111	48400	No
122	GOM_NL__2PRFIN20110602_121104_000000483103_00110_48400_8636.N1	02-JUN-2011 12:11:04	Dark	47.500	31	Alp Gru	1.7340	15200.	95	48400	No
123	GOM_NL__2PRFIN20110602_121554_000000433103_00110_48400_8637.N1	02-JUN-2011 12:15:54	Straylight	42.500	45	Alp Pav	1.9400	26000.	85	48400	No
124	GOM_NL__2PRFIN20110602_122311_000000403103_00110_48400_8638.N1	02-JUN-2011 12:23:11	Straylight	40.000	147	Alp Ara	2.8770	26000.	80	48400	No
125	GOM_NL__2PRFIN20110602_122452_000000463103_00110_48400_8639.N1	02-JUN-2011 12:24:52	Straylight	45.500	40	The Sco	1.8590	7100.0	91	48400	No
126	GOM_NL__2PRFIN20110602_122639_000000483103_00110_48400_8640.N1	02-JUN-2011 12:26:39	Twi_and_stray	47.500	25	35Lam Sco	1.6200	28000.	95	48400	No
127	GOM_NL__2PRFIN20110602_122822_000000473103_00110_48400_8641.N1	02-JUN-2011 12:28:22	Twi_and_stray	46.500	75	26Eps Sco	2.2910	4250.0	93	48400	No
128	GOM_NL__2PRFIN20110602_123022_000000473103_00110_48400_8642.N1	02-JUN-2011 12:30:22	Bright	46.500	136	23Tau Sco	2.8220	30000.	93	48400	No
129	GOM_NL__2PRFIN20110602_123354_000000443103_00110_48400_8643.N1	02-JUN-2011 12:33:54	Bright	43.500	86	35Eta Oph	2.4300	10200.	87	48400	No
130	GOM_NL__2PRFIN20110602_123544_000000443103_00110_48400_8644.N1	02-JUN-2011 12:35:44	Bright	43.500	98	13Zet Oph	2.5710	30000.	87	48400	No
131	GOM_NL__2PRFIN20110602_123753_000000393103_00110_48400_8645.N1	02-JUN-2011 12:37:53	Bright	39.000	120	1Del Oph	2.7340	3200.0	78	48400	No
132	GOM_NL__2PRFIN20110602_124053_000000373103_00110_48400_8646.N1	02-JUN-2011 12:40:53	Bright	36.500	102	24Alp Ser	2.6000	4250.0	73	48400	No
133	GOM_NL__2PRFIN20110602_124549_000000423103_00110_48400_8647.N1	02-JUN-2011 12:45:49	Bright	42.000	127	27Bet Her	2.7810	4700.0	84	48400	No
134	GOM_NL__2PRFIN20110602_124910_000000403103_00110_48400_8648.N1	02-JUN-2011 12:49:10	Bright	40.000	133	40Zet Her	2.8070	6000.0	80	48400	No
135	GOM_NL__2PRFIN20110602_125711_000000373103_00110_48400_8649.N1	02-JUN-2011 12:57:11	Bright	36.500	119	14Eta Dra	2.7270	4700.0	73	48400	No
136	GOM_NL__2PRFIN20110602_130721_000000483103_00110_48400_8650.N1	02-JUN-2011 13:07:21	Bright	47.500	89	5Alp Cep	2.4510	8000.0	95	48400	No
137	GOM_NL__2PRFIN20110602_131237_000000393103_00110_48400_8651.N1	02-JUN-2011 13:12:37	Bright	38.500	76	27Gam Cas	2.3000	30000.	77	48400	No
138	GOM_NL__2PRFIN20110602_132026_000000433103_00110_48400_8652.N1	02-JUN-2011 13:20:26	Bright	42.500	53	43Bet And	2.0480	3300.0	85	48400	No
139	GOM_NL__2PRFIN20110602_132310_000000573103_00110_48400_8653.N1	02-JUN-2011 13:23:10	Twi_and_stray	57.000	58	21Alp And	2.0730	11000.	114	48400	No
140	GOM_NL__2PRFIN20110602_132816_000000533103_00110_48400_8654.N1	02-JUN-2011 13:28:16	Dark	52.500	140	88Gam Peg	2.8340	26000.	105	48400	No
141	GOM_NL__2PRFIN20110602_133718_000000483103_00110_48400_8655.N1	02-JUN-2011 13:37:18	Dark	47.500	52	16Bet Cet	2.0370	4500.0	95	48400	No
142	GOM_NL__2PRFIN20110602_134618_000000673103_00110_48400_8656.N1	02-JUN-2011 13:46:18	Dark	66.500	18	24Alp PsA	1.1660	9700.0	133	48400	No
143	GOM_NL__2PRFIN20110602_134924_000000613103_00111_48401_8667.N1	02-JUN-2011 13:49:24	Dark	60.500	63	Bet Gru	2.1500	2800.0	121	48401	No
144	GOM_NL__2PRFIN20110602_135118_000000463103_00111_48401_8668.N1	02-JUN-2011 13:51:18	Dark	46.000	31	Alp Gru	1.7340	15200.	92	48401	No
145	GOM_NL__2PRFIN20110602_135608_000000443103_00111_48401_8669.N1	02-JUN-2011 13:56:08	Straylight	43.500	45	Alp Pav	1.9400	26000.	87	48401	No
146	GOM_NL__2PRFIN20110602_140325_000000413103_00111_48401_8670.N1	02-JUN-2011 14:03:25	Straylight	40.500	147	Alp Ara	2.8770	26000.	81	48401	No
147	GOM_NL__2PRFIN20110602_140507_000000443103_00111_48401_8671.N1	02-JUN-2011 14:05:07	Straylight	44.000	40	The Sco	1.8590	7100.0	88	48401	No
148	GOM_NL__2PRFIN20110602_140653_000000483103_00111_48401_8672.N1	02-JUN-2011 14:06:53	Twi_and_stray	47.500	25	35Lam Sco	1.6200	28000.	95	48401	No
149	GOM_NL__2PRFIN20110602_140836_000000483103_00111_48401_8673.N1	02-JUN-2011 14:08:36	Twi_and_stray	47.500	75	26Eps Sco	2.2910	4250.0	95	48401	No
150	GOM_NL__2PRFIN20110602_141036_000000453103_00111_48401_8674.N1	02-JUN-2011 14:10:36	Bright	44.500	136	23Tau Sco	2.8220	30000.	89	48401	No
151	GOM_NL__2PRFIN20110602_141408_000000453103_00111_48401_8675.N1	02-JUN-2011 14:14:08	Bright	44.500	86	35Eta Oph	2.4300	10200.	89	48401	No
152	GOM_NL__2PRFIN20110602_141558_000000413103_00111_48401_8676.N1	02-JUN-2011 14:15:58	Bright	41.000	98	13Zet Oph	2.5710	30000.	82	48401	No
153	GOM_NL__2PRFIN20110602_141807_000000393103_00111_48401_8677.N1	02-JUN-2011 14:18:07	Bright	38.500	120	1Del Oph	2.7340	3200.0	77	48401	No
154	GOM_NL__2PRFIN20110602_142107_000000373103_00111_48401_8678.N1	02-JUN-2011 14:21:07	Bright	36.500	102	24Alp Ser	2.6000	4250.0	73	48401	No
155	GOM_NL__2PRFIN20110602_142603_000000413103_00111_48401_8679.N1	02-JUN-2011 14:26:03	Bright	40.500	127	27Bet Her	2.7810	4700.0	81	48401	No
156	GOM_NL__2PRFIN20110602_142924_000000413103_00111_48401_8680.N1	02-JUN-2011 14:29:24	Bright	41.000	133	40Zet Her	2.8070	6000.0	82	48401	No
157	GOM_NL__2PRFIN20110602_143725_000000403103_00111_48401_8681.N1	02-JUN-2011 14:37:25	Bright	40.000	119	14Eta Dra	2.7270	4700.0	80	48401	No
158	GOM_NL__2PRFIN20110602_144734_000000483103_00111_48401_8682.N1	02-JUN-2011 14:47:34	Bright	47.500	89	5Alp Cep	2.4510	8000.0	95	48401	No
159	GOM_NL__2PRFIN20110602_145251_000000483103_00111_48401_8683.N1	02-JUN-2011 14:52:51	Bright	48.000	76	27Gam Cas	2.3000	30000.	96	48401	No
160	GOM_NL__2PRFIN20110602_150040_000000583103_00111_48401_8684.N1	02-JUN-2011 15:00:40	Bright	58.000	53	43Bet And	2.0480	3300.0	116	48401	No

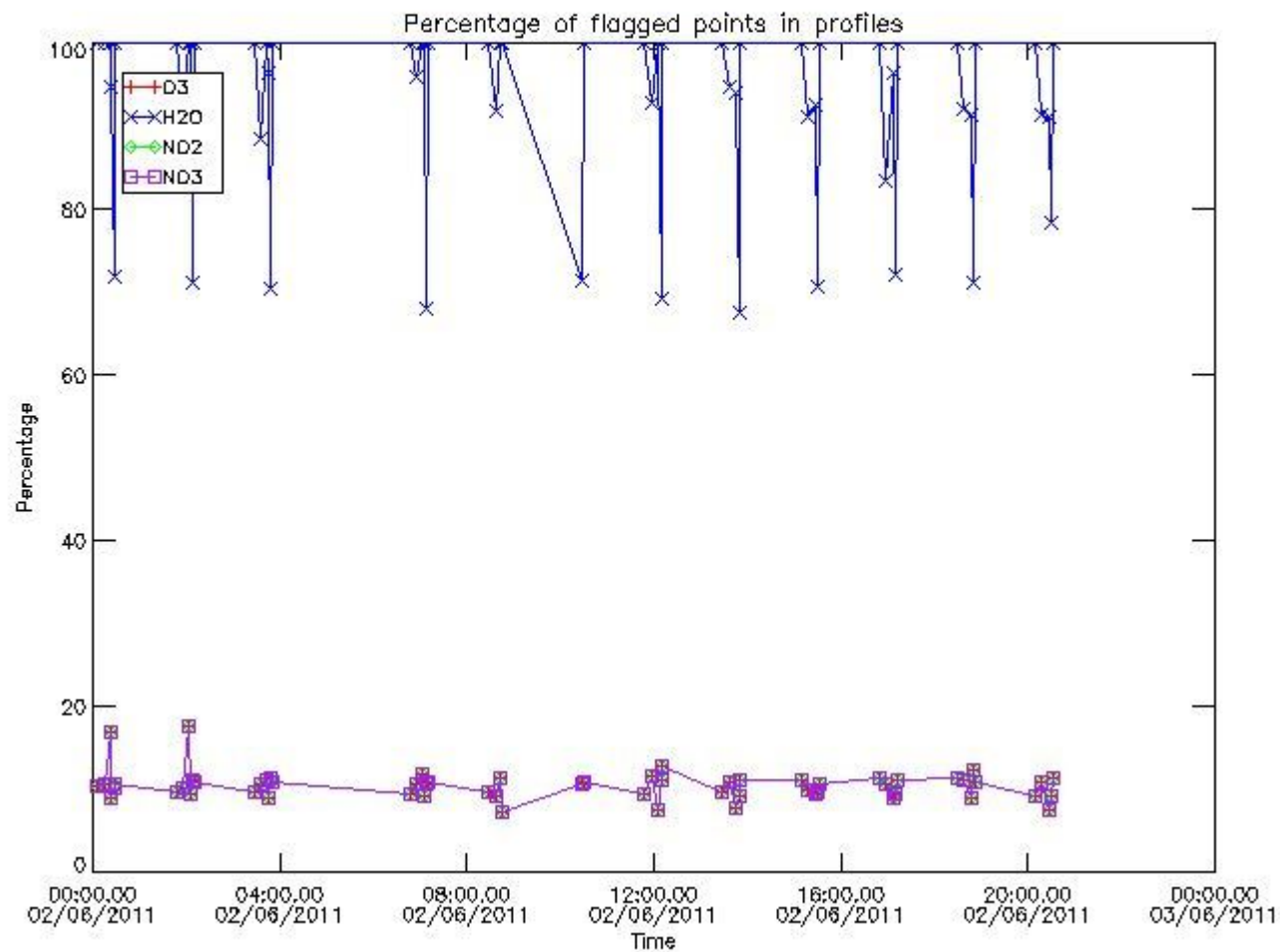
161	GOM_NL__2PRFIN20110602_150324_000000563103_00111_48401_8685.N1	02-JUN-2011 15:03:24	Twilight	55.500	58	21Alp And	2.0730	11000.	111	48401	No
162	GOM_NL__2PRFIN20110602_150830_000000513103_00111_48401_8686.N1	02-JUN-2011 15:08:30	Dark	50.500	140	88Gam Peg	2.8340	26000.	101	48401	No
163	GOM_NL__2PRFIN20110602_151733_000000513103_00111_48401_8687.N1	02-JUN-2011 15:17:33	Dark	51.000	52	16Bet Cet	2.0370	4500.0	102	48401	No
164	GOM_NL__2PRFIN20110602_152633_000000553103_00111_48401_8688.N1	02-JUN-2011 15:26:33	Dark	54.500	18	24Alp PsA	1.1660	9700.0	109	48401	No
165	GOM_NL__2PRFIN20110602_152939_000000593103_00112_48402_8709.N1	02-JUN-2011 15:29:39	Dark	58.500	63	Bet Gru	2.1500	2800.0	117	48402	No
166	GOM_NL__2PRFIN20110602_153134_000000493103_00112_48402_8710.N1	02-JUN-2011 15:31:34	Dark	48.500	31	Alp Gru	1.7340	15200.	97	48402	No
167	GOM_NL__2PRFIN20110602_153623_000000433103_00112_48402_8711.N1	02-JUN-2011 15:36:23	Straylight	42.500	45	Alp Pav	1.9400	26000.	85	48402	No
168	GOM_NL__2PRFIN20110602_154340_000000403103_00112_48402_8712.N1	02-JUN-2011 15:43:40	Straylight	40.000	147	Alp Ara	2.8770	26000.	80	48402	No
169	GOM_NL__2PRFIN20110602_154521_000000473103_00112_48402_8713.N1	02-JUN-2011 15:45:21	Straylight	46.500	40	The Sco	1.8590	7100.0	93	48402	No
170	GOM_NL__2PRFIN20110602_154708_000000473103_00112_48402_8714.N1	02-JUN-2011 15:47:08	Twilight	46.500	25	35Lam Sco	1.6200	28000.	93	48402	No
171	GOM_NL__2PRFIN20110602_154850_000000463103_00112_48402_8715.N1	02-JUN-2011 15:48:50	Twilight	45.500	75	26Eps Sco	2.2910	4250.0	91	48402	No
172	GOM_NL__2PRFIN20110602_155050_000000463103_00112_48402_8716.N1	02-JUN-2011 15:50:50	Bright	46.000	136	23Tau Sco	2.8220	30000.	92	48402	No
173	GOM_NL__2PRFIN20110602_155422_000000453103_00112_48402_8717.N1	02-JUN-2011 15:54:22	Bright	44.500	86	35Eta Oph	2.4300	10200.	89	48402	No
174	GOM_NL__2PRFIN20110602_155612_000000413103_00112_48402_8718.N1	02-JUN-2011 15:56:12	Bright	41.000	98	13Zet Oph	2.5710	30000.	82	48402	No
175	GOM_NL__2PRFIN20110602_155821_000000383103_00112_48402_8719.N1	02-JUN-2011 15:58:21	Bright	38.000	120	1Del Oph	2.7340	3200.0	76	48402	No
176	GOM_NL__2PRFIN20110602_160121_000000373103_00112_48402_8720.N1	02-JUN-2011 16:01:21	Bright	36.500	102	24Alp Ser	2.6000	4250.0	73	48402	No
177	GOM_NL__2PRFIN20110602_160617_000000413103_00112_48402_8721.N1	02-JUN-2011 16:06:17	Bright	40.500	127	27Bet Her	2.7810	4700.0	81	48402	No
178	GOM_NL__2PRFIN20110602_160937_000000413103_00112_48402_8722.N1	02-JUN-2011 16:09:37	Bright	40.500	133	40Zet Her	2.8070	6000.0	81	48402	No
179	GOM_NL__2PRFIN20110602_161739_000000393103_00112_48402_8723.N1	02-JUN-2011 16:17:39	Bright	38.500	119	14Eta Dra	2.7270	4700.0	77	48402	No
180	GOM_NL__2PRFIN20110602_162748_000000483103_00112_48402_8724.N1	02-JUN-2011 16:27:48	Bright	48.000	89	5Alp Cep	2.4510	8000.0	96	48402	No
181	GOM_NL__2PRFIN20110602_163305_000000383103_00112_48402_8725.N1	02-JUN-2011 16:33:05	Bright	37.500	76	27Gam Cas	2.3000	30000.	75	48402	No
182	GOM_NL__2PRFIN20110602_164055_000000453103_00112_48402_8726.N1	02-JUN-2011 16:40:55	Bright	44.500	53	43Bet And	2.0480	3300.0	89	48402	No
183	GOM_NL__2PRFIN20110602_164338_000000543103_00112_48402_8727.N1	02-JUN-2011 16:43:38	Twilight	54.000	58	21Alp And	2.0730	11000.	108	48402	No
184	GOM_NL__2PRFIN20110602_164845_000000543103_00112_48402_8728.N1	02-JUN-2011 16:48:45	Dark	53.500	140	88Gam Peg	2.8340	26000.	107	48402	No
185	GOM_NL__2PRFIN20110602_165748_000000493103_00112_48402_8729.N1	02-JUN-2011 16:57:48	Dark	48.500	52	16Bet Cet	2.0370	4500.0	97	48402	No
186	GOM_NL__2PRFIN20110602_170649_000000573103_00112_48402_8730.N1	02-JUN-2011 17:06:49	Dark	56.500	18	24Alp PsA	1.1660	9700.0	113	48402	No
187	GOM_NL__2PRFIN20110602_170954_000000543103_00113_48403_8729.N1	02-JUN-2011 17:09:54	Dark	54.000	63	Bet Gru	2.1500	2800.0	108	48403	No
188	GOM_NL__2PRFIN20110602_171148_000000463103_00113_48403_8730.N1	02-JUN-2011 17:11:48	Dark	46.000	31	Alp Gru	1.7340	15200.	92	48403	No
189	GOM_NL__2PRFIN20110602_171638_000000433103_00113_48403_8731.N1	02-JUN-2011 17:16:38	Straylight	43.000	45	Alp Pav	1.9400	26000.	86	48403	No
190	GOM_NL__2PRFIN20110602_172354_000000433103_00113_48403_8732.N1	02-JUN-2011 17:23:54	Straylight	42.500	147	Alp Ara	2.8770	26000.	85	48403	No
191	GOM_NL__2PRFIN20110602_172536_000000473103_00113_48403_8733.N1	02-JUN-2011 17:25:36	Straylight	47.000	40	The Sco	1.8590	7100.0	94	48403	No
192	GOM_NL__2PRFIN20110602_172722_000000473103_00113_48403_8734.N1	02-JUN-2011 17:27:22	Twilight	47.000	25	35Lam Sco	1.6200	28000.	94	48403	No
193	GOM_NL__2PRFIN20110602_172905_000000473103_00113_48403_8735.N1	02-JUN-2011 17:29:05	Twilight	46.500	75	26Eps Sco	2.2910	4250.0	93	48403	No
194	GOM_NL__2PRFIN20110602_173104_000000563103_00113_48403_8736.N1	02-JUN-2011 17:31:04	Bright	56.000	136	23Tau Sco	2.8220	30000.	112	48403	No
195	GOM_NL__2PRFIN20110602_173436_000000453103_00113_48403_8737.N1	02-JUN-2011 17:34:36	Bright	44.500	86	35Eta Oph	2.4300	10200.	89	48403	No
196	GOM_NL__2PRFIN20110602_173626_000000413103_00113_48403_8738.N1	02-JUN-2011 17:36:26	Bright	40.500	98	13Zet Oph	2.5710	30000.	81	48403	No
197	GOM_NL__2PRFIN20110602_173836_000000393103_00113_48403_8739.N1	02-JUN-2011 17:38:36	Bright	38.500	120	1Del Oph	2.7340	3200.0	77	48403	No
198	GOM_NL__2PRFIN20110602_174135_000000363103_00113_48403_8740.N1	02-JUN-2011 17:41:35	Bright	36.000	102	24Alp Ser	2.6000	4250.0	72	48403	No
199	GOM_NL__2PRFIN20110602_174630_000000413103_00113_48403_8741.N1	02-JUN-2011 17:46:30	Bright	41.000	127	27Bet Her	2.7810	4700.0	82	48403	No
200	GOM_NL__2PRFIN20110602_174951_000000423103_00113_48403_8742.N1	02-JUN-2011 17:49:51	Bright	41.500	133	40Zet Her	2.8070	6000.0	83	48403	No
201	GOM_NL__2PRFIN20110602_175752_000000393103_00113_48403_8743.N1	02-JUN-2011 17:57:52	Bright	39.000	119	14Eta Dra	2.7270	4700.0	78	48403	No
202	GOM_NL__2PRFIN20110602_180801_000000473103_00113_48403_8744.N1	02-JUN-2011 18:08:01	Bright	47.000	89	5Alp Cep	2.4510	8000.0	94	48403	No
203	GOM_NL__2PRFIN20110602_181319_000000563103_00113_48403_8745.N1	02-JUN-2011 18:13:19	Bright	56.000	76	27Gam Cas	2.3000	30000.	112	48403	No
204	GOM_NL__2PRFIN20110602_182109_000000443103_00113_48403_8746.N1	02-JUN-2011 18:21:09	Bright	44.000	53	43Bet And	2.0480	3300.0	88	48403	No
205	GOM_NL__2PRFIN20110602_182352_000000543103_00113_48403_8747.N1	02-JUN-2011 18:23:52	Twilight	53.500	58	21Alp And	2.0730	11000.	107	48403	No
206	GOM_NL__2PRFIN20110602_182859_000000543103_00113_48403_8748.N1	02-JUN-2011 18:28:59	Dark	54.000	140	88Gam Peg	2.8340	26000.	108	48403	No
207	GOM_NL__2PRFIN20110602_183802_000000513103_00113_48403_8749.N1	02-JUN-2011 18:38:02	Dark	51.000	52	16Bet Cet	2.0370	4500.0	102	48403	No
208	GOM_NL__2PRFIN20110602_184704_000000583103_00113_48403_8750.N1	02-JUN-2011 18:47:04	Dark	57.500	18	24Alp PsA	1.1660	9700.0	115	48403	No
209	GOM_NL__2PRFIN20110602_185009_000000633103_00114_48404_8782.N1	02-JUN-2011 18:50:09	Dark	62.500	63	Bet Gru	2.1500	2800.0	125	48404	No
210	GOM_NL__2PRFIN20110602_185204_000000473103_00114_48404_8783.N1	02-JUN-2011 18:52:04	Dark	46.500	31	Alp Gru	1.7340	15200.	93	48404	No
211	GOM_NL__2PRFIN20110602_185652_000000443103_00114_48404_8784.N1	02-JUN-2011 18:56:52	Straylight	44.000	45	Alp Pav	1.9400	26000.	88	48404	No
212	GOM_NL__2PRFIN20110602_190408_000000423103_00114_48404_8785.N1	02-JUN-2011 19:04:08	Straylight	41.500	147	Alp Ara	2.8770	26000.	83	48404	No
213	GOM_NL__2PRFIN20110602_190550_000000483103_00114_48404_8786.N1	02-JUN-2011 19:05:50	Straylight	48.000	40	The Sco	1.8590	7100.0	96	48404	No
214	GOM_NL__2PRFIN20110602_190737_000000443103_00114_48404_8787.N1	02-JUN-2011 19:07:37	Twilight	43.500	25	35Lam Sco	1.6200	28000.	87	48404	No
215	GOM_NL__2PRFIN20110602_190919_000000443103_00114_48404_8788.N1	02-JUN-2011 19:09:19	Twilight	44.000	75	26Eps Sco	2.2910	4250.0	88	48404	No
216	GOM_NL__2PRFIN20110602_191118_000000423103_00114_48404_8789.N1	02-JUN-2011 19:11:18	Bright	41.500	136	23Tau Sco	2.8220	30000.	83	48404	No
217	GOM_NL__2PRFIN20110602_191450_000000453103_00114_48404_8790.N1	02-JUN-2011 19:14:50	Bright	45.000	86	35Eta Oph	2.4300	10200.	90	48404	No
218	GOM_NL__2PRFIN20110602_191640_000000413103_00114_48404_8791.N1	02-JUN-2011 19:16:40	Bright	40.500	98	13Zet Oph	2.5710	30000.	81	48404	No
219	GOM_NL__2PRFIN20110602_191850_000000393103_00114_48404_8792.N1	02-JUN-2011 19:18:50	Bright	39.000	120	1Del Oph	2.7340	3200.0	78	48404	No

220	GOM_NL__2PRFIN20110602_192149_000000363103_00114_48404_8793.N1	02-JUN-2011 19:21:49	Bright	36.000	102	24Alp Ser	2.6000	4250.0	72	48404	No
221	GOM_NL__2PRFIN20110602_192644_000000423103_00114_48404_8794.N1	02-JUN-2011 19:26:44	Bright	41.500	127	27Bet Her	2.7810	4700.0	83	48404	No
222	GOM_NL__2PRFIN20110602_193005_000000403103_00114_48404_8795.N1	02-JUN-2011 19:30:05	Bright	40.000	133	40Zet Her	2.8070	6000.0	80	48404	No
223	GOM_NL__2PRFIN20110602_193806_000000393103_00114_48404_8796.N1	02-JUN-2011 19:38:06	Bright	38.500	119	14Eta Dra	2.7270	4700.0	77	48404	No
224	GOM_NL__2PRFIN20110602_194815_000000473103_00114_48404_8797.N1	02-JUN-2011 19:48:15	Bright	47.000	89	5Alp Cep	2.4510	8000.0	94	48404	No
225	GOM_NL__2PRFIN20110602_195333_000000563103_00114_48404_8798.N1	02-JUN-2011 19:53:33	Bright	55.500	76	27Gam Cas	2.3000	30000.	111	48404	No
226	GOM_NL__2PRFIN20110602_200123_000000473103_00114_48404_8799.N1	02-JUN-2011 20:01:23	Bright	47.000	53	43Bet And	2.0480	3300.0	94	48404	No
227	GOM_NL__2PRFIN20110602_200407_000000563103_00114_48404_8800.N1	02-JUN-2011 20:04:07	Twilight	56.000	58	21Alp And	2.0730	11000.	112	48404	No
228	GOM_NL__2PRFIN20110602_200914_000000563103_00114_48404_8801.N1	02-JUN-2011 20:09:14	Dark	55.500	140	88Gam Peg	2.8340	26000.	111	48404	No
229	GOM_NL__2PRFIN20110602_201817_000000473103_00114_48404_8802.N1	02-JUN-2011 20:18:17	Dark	46.500	52	16Bet Cet	2.0370	4500.0	93	48404	No
230	GOM_NL__2PRFIN20110602_202719_000000693103_00114_48404_8803.N1	02-JUN-2011 20:27:19	Dark	68.500	18	24Alp PsA	1.1660	9700.0	137	48404	No
231	GOM_NL__2PRFIN20110602_203024_000000613103_00115_48405_8814.N1	02-JUN-2011 20:30:24	Dark	60.500	63	Bet Gru	2.1500	2800.0	121	48405	No
232	GOM_NL__2PRFIN20110602_203218_000000453103_00115_48405_8815.N1	02-JUN-2011 20:32:18	Dark	45.000	31	Alp Gru	1.7340	15200.	90	48405	No
233	GOM_NL__2PRFIN20110602_203707_000000423103_00115_48405_8816.N1	02-JUN-2011 20:37:07	Straylight	41.500	45	Alp Pav	1.9400	26000.	83	48405	No
234	GOM_NL__2PRFIN20110602_204423_000000403103_00115_48405_8817.N1	02-JUN-2011 20:44:23	Straylight	39.500	147	Alp Ara	2.8770	26000.	79	48405	No

3. Quality information per product

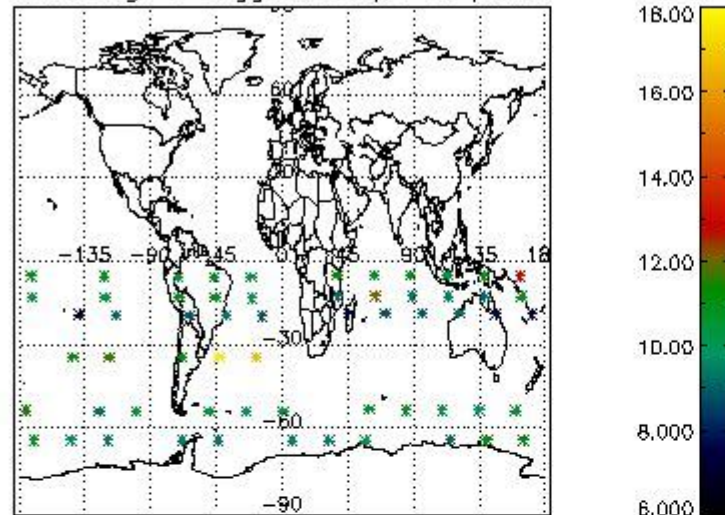
In this section it is plotted some information contained in the Quality Summary data set of the level 2 products. Only products in dark limb conditions and without errors (error flag in the MPH set to "0") are used.

3.1 Plot quality information per product (time dependant)

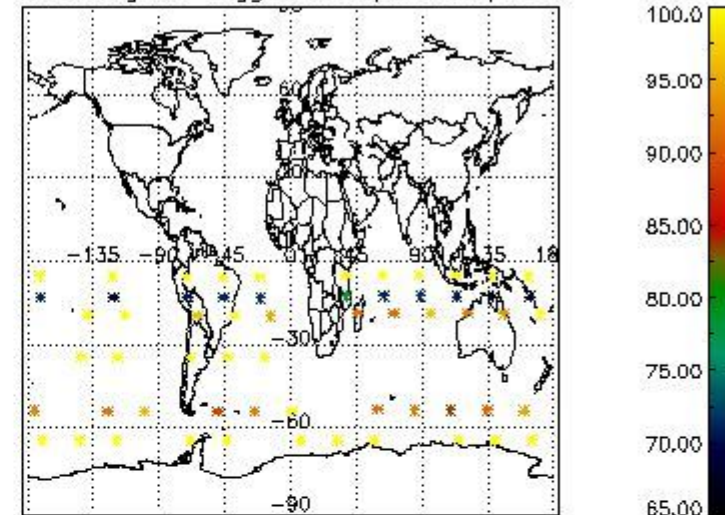


3.2 Plot quality information per product (world map)

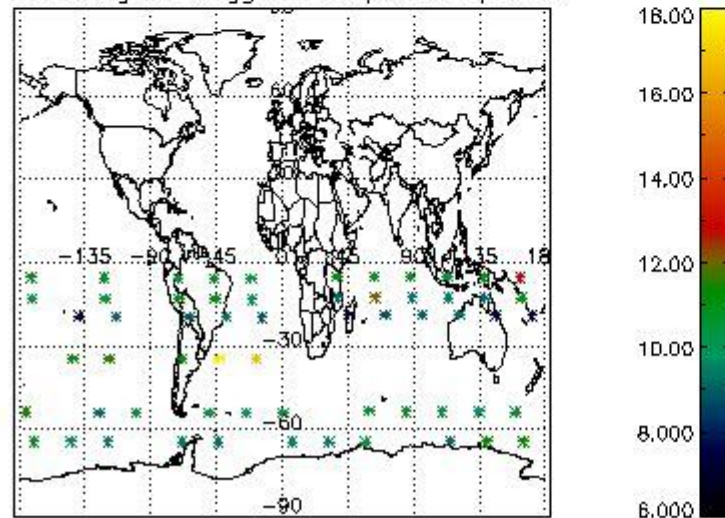
Percentage of flagged data per O3 profile



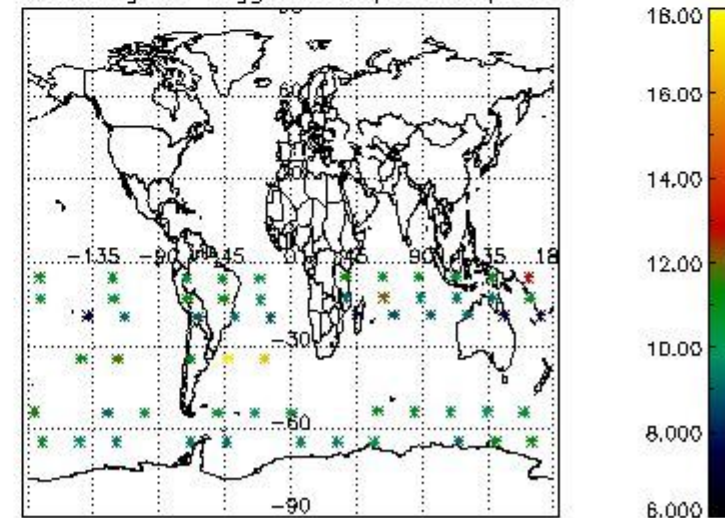
Percentage of flagged data per H2O profile



Percentage of flagged data per NO2 profile



Percentage of flagged data per NO3 profile

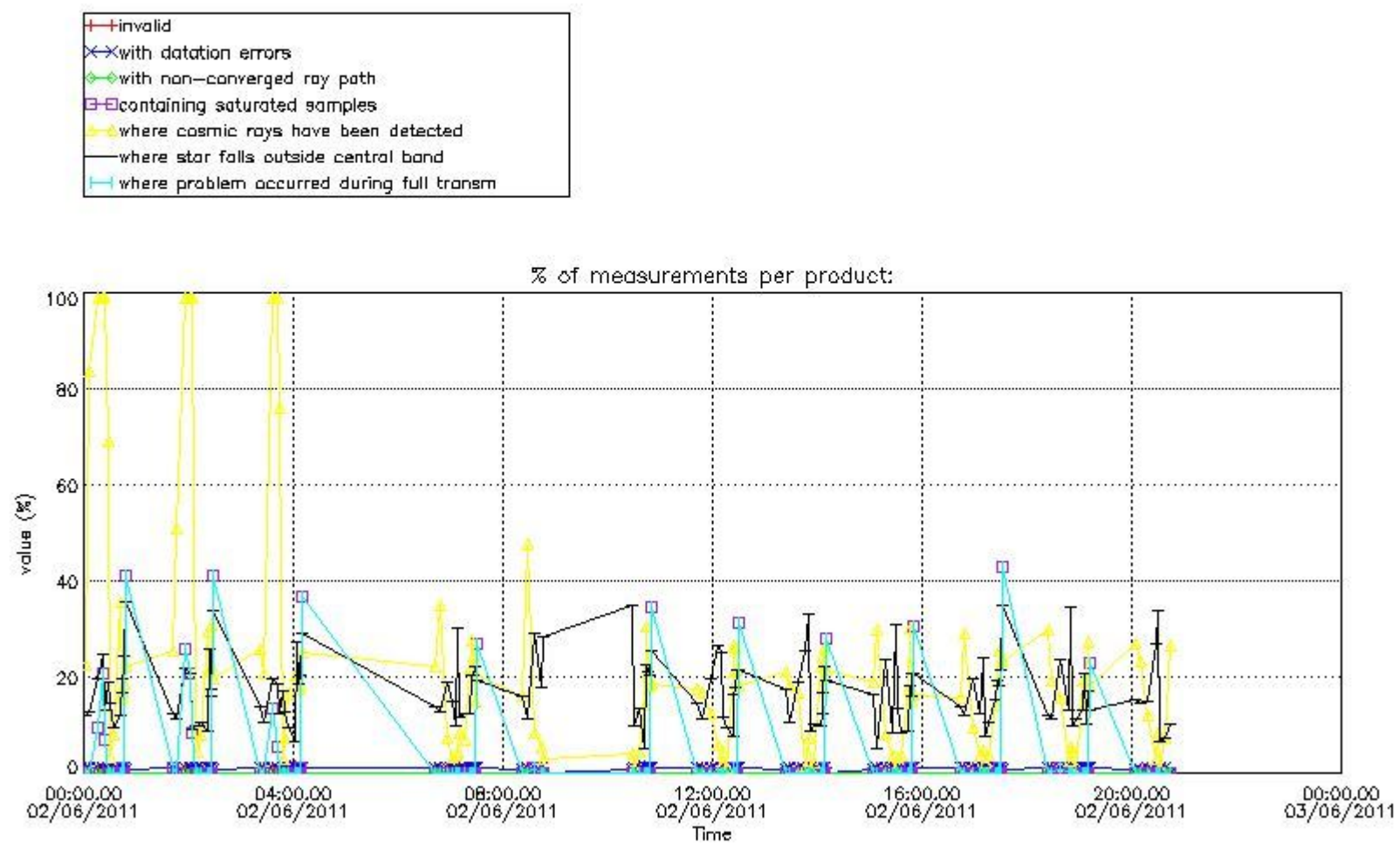


4. Level 1 quality information per product

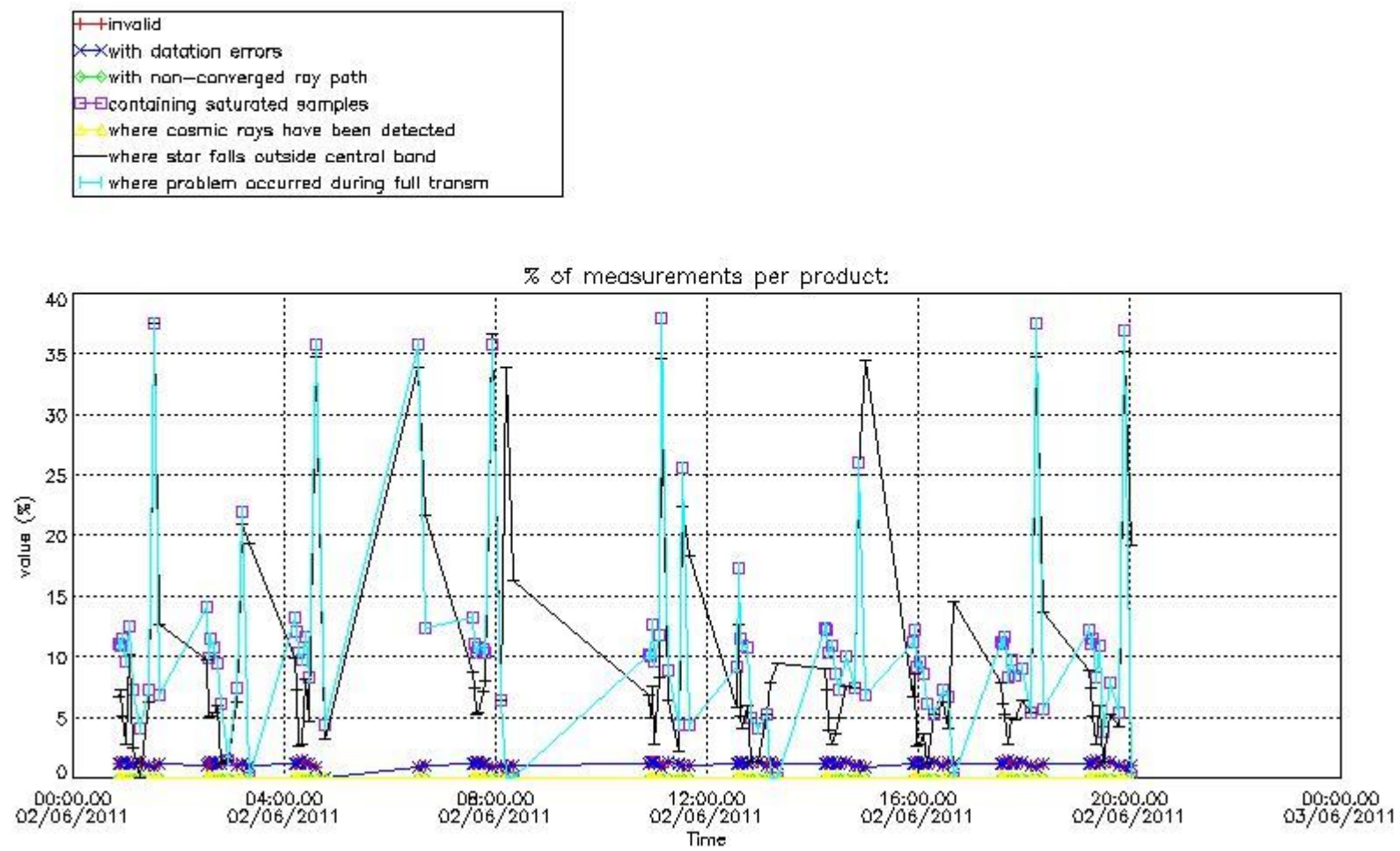
In this section it is plotted some information contained in the Quality Summary data set of the level 2 products that comes from the level 1b processing. Products without errors (error flag in the MPH set to "0") are used.

4.1 Plot quality information per product (time dependant) coming from level 1b processing

4.1.1 Plot level 1 quality information per product (time dependant): ENVISAT ASCENDING passes



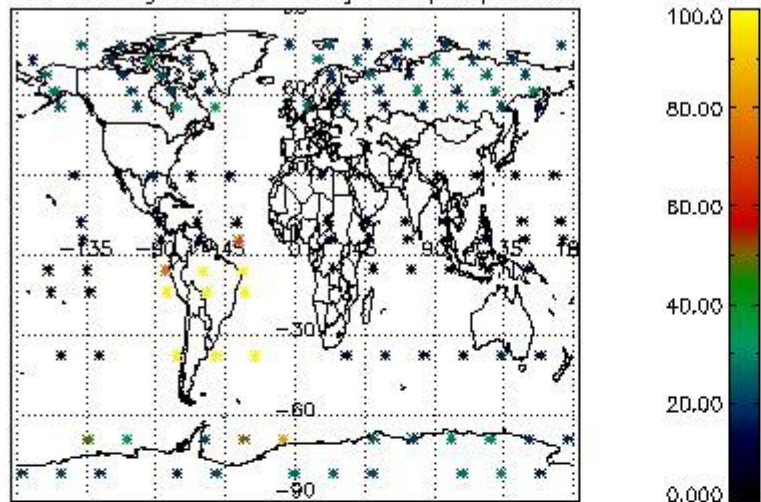
4.1.2 Plot level 1 quality information per product (time dependant): ENVI SAT DESCENDING passes



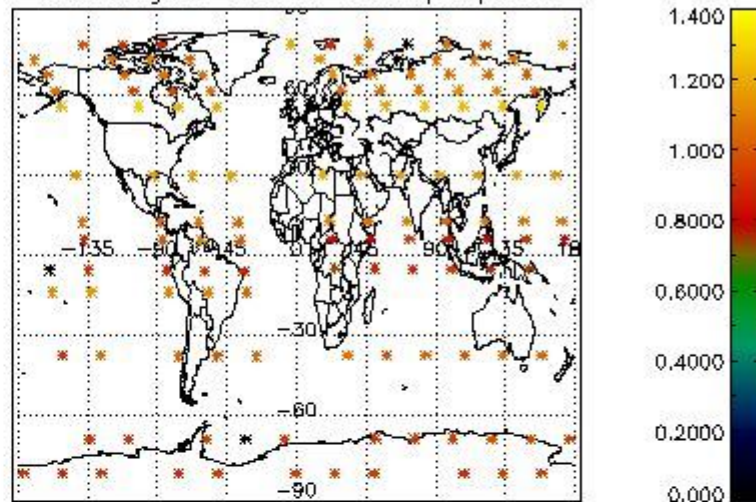
4.2 Plot quality information per product coming from level 1b processing (world map)

4.2.1 Plot level 1 quality information per product (world map): ENVISAT ASCENDING passes

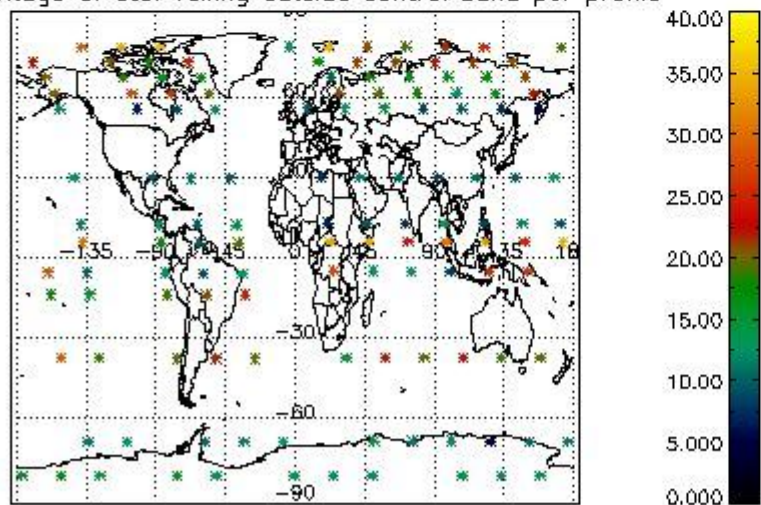
Percentage of cosmic ray hits per profile



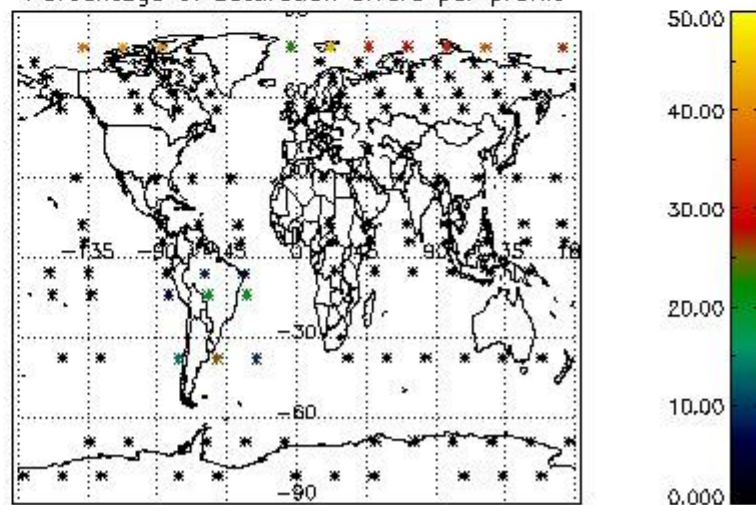
Percentage of datation errors per profile



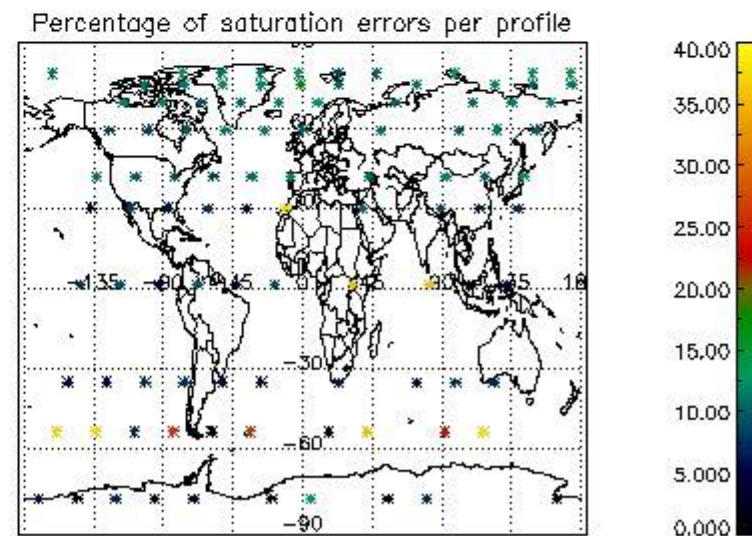
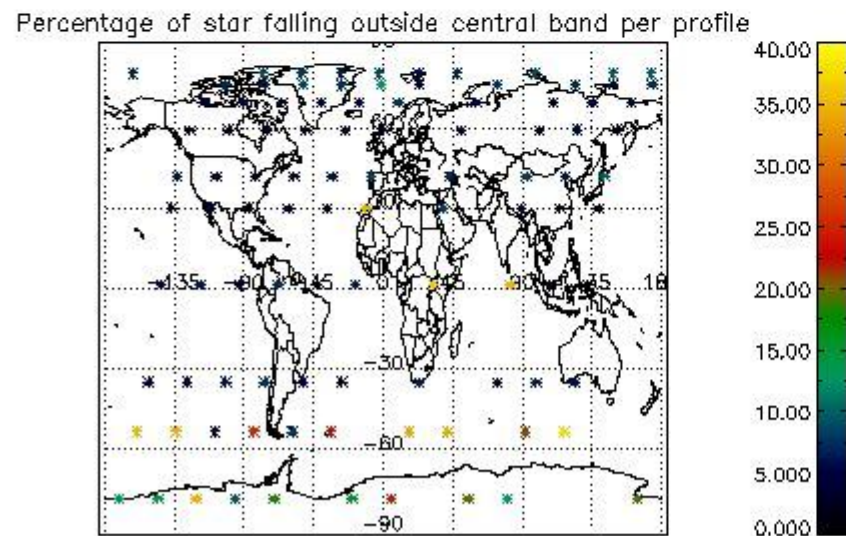
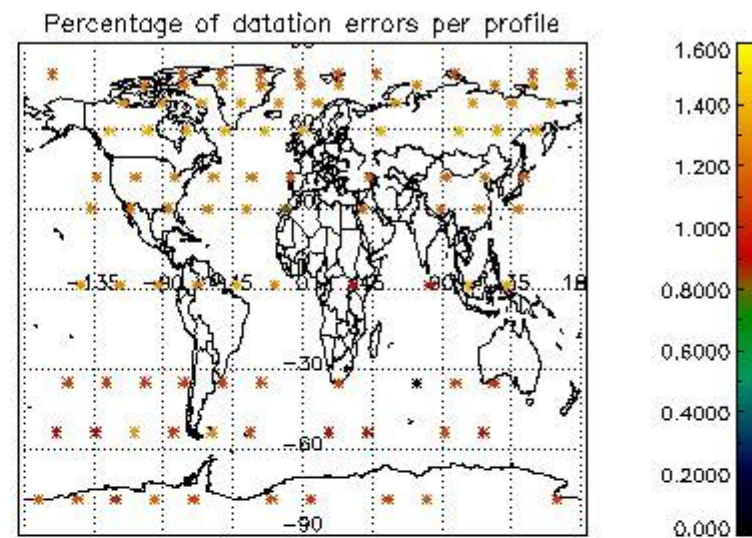
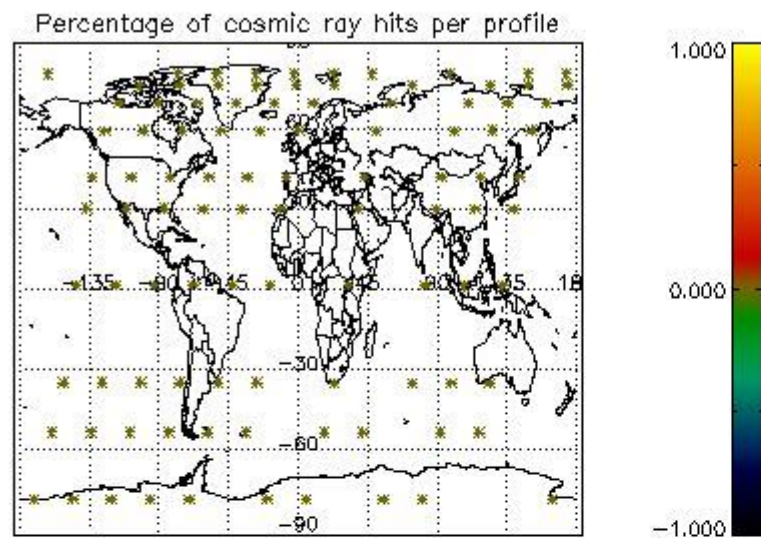
Percentage of star falling outside central band per profile



Percentage of saturation errors per profile



4.2.2 Plot level 1 quality information per product (world map): ENVISAT DESCENDING passes



5. Trace gas profiles

5.1 Ozone statistics based on quality of products

The final quality of the products can be "measured" using the STD (Standard Deviation) attached to every point profile. This information is written to the parameter GOM_NL__2P/NL_LOCAL_SPECIES_DENSITY/o3_std of the level 2 products. The table below shows the statistics for given STD ranges.

The statistics are given with respect to the overall valid production:

- Products without fatal errors: GOM_NL__2P/MPH/PRODUCT_ERR=0
- Valid point profile: GOM_NL__2P/NL_LOCAL_SPECIES_DENSITY/pcd(0)=0

The 'Criteria' is applied to valid points of dark limb products:

- Products in dark limb illumination condition: GOM_NL__2P/NL_SUMMARY_QUALITY/obs_ill_cond=0
- Products without fatal errors: GOM_NL__2P/MPH/PRODUCT_ERR=0
- Valid point profile: GOM_NL__2P/NL_LOCAL_SPECIES_DENSITY/pcd(0)=0

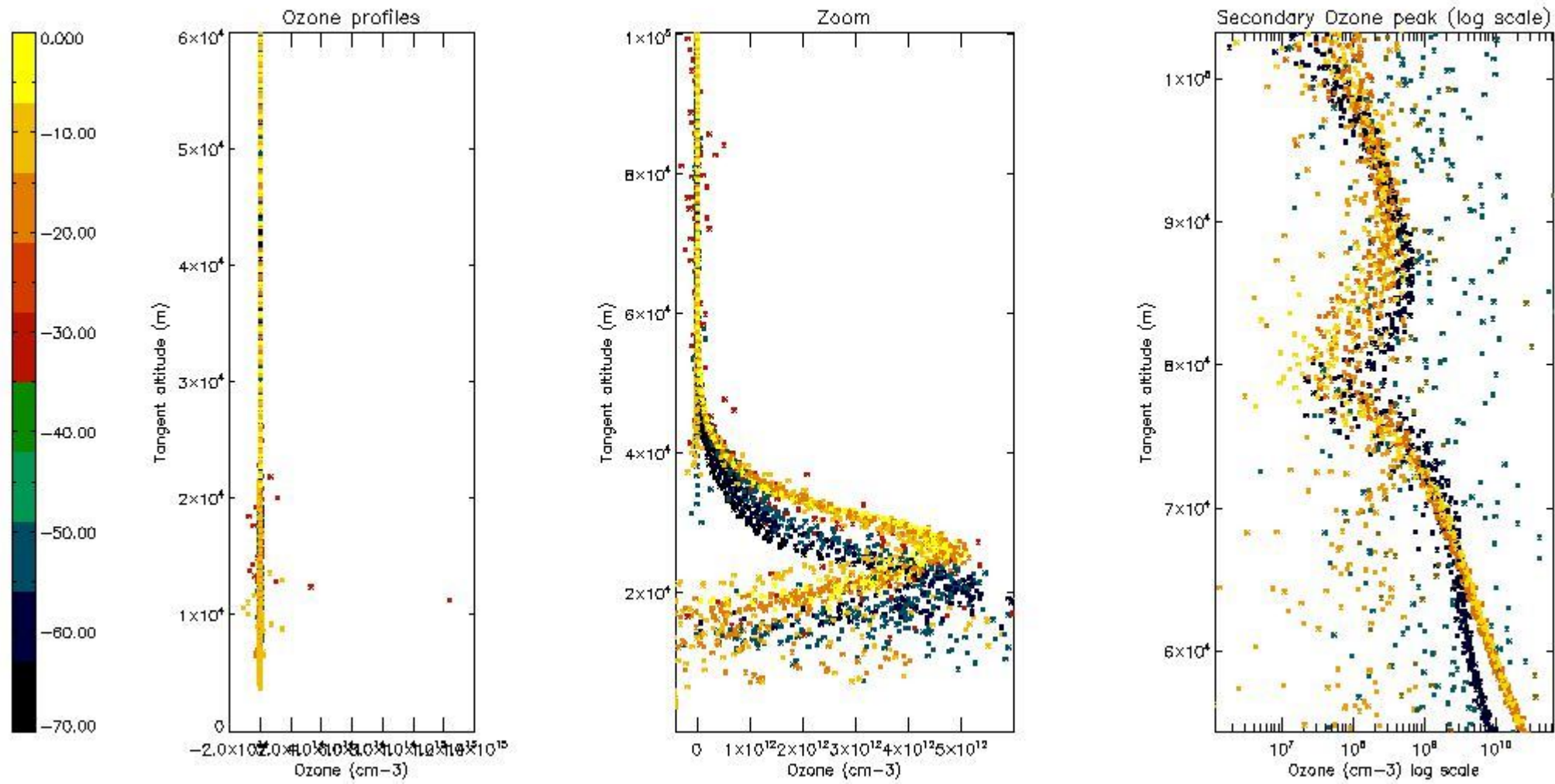
So, the table below shows the percentage of dark limb and valid observations for each criteria with respect to the overall valid daily observations.

Criteria	% of total production
All STD	30
STD < 20	14

STD < 10	10
STD < 5	7

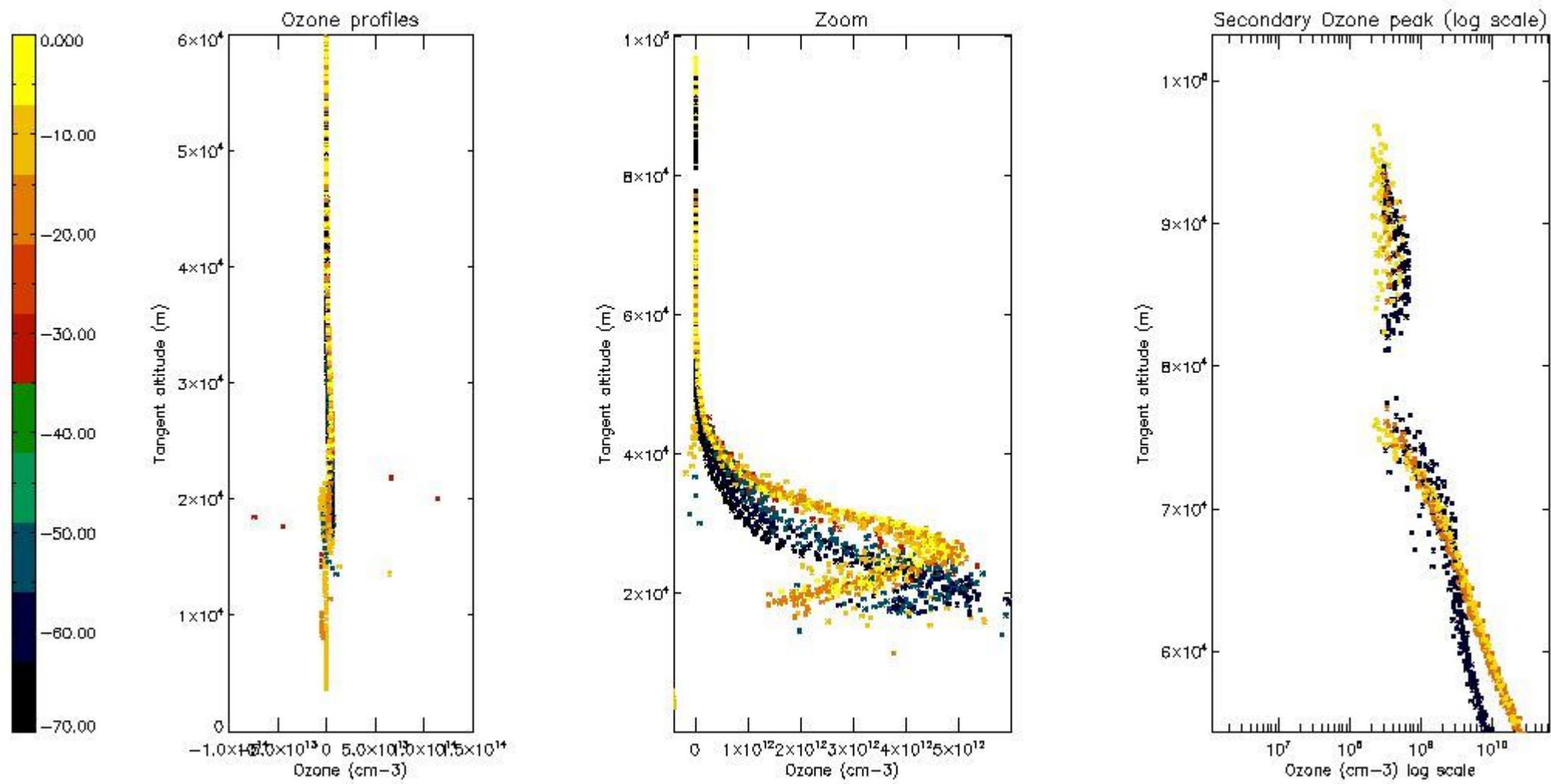
5.2 Plot ozone profiles for all STD (dark without errors)

The colorbar represents the latitude.



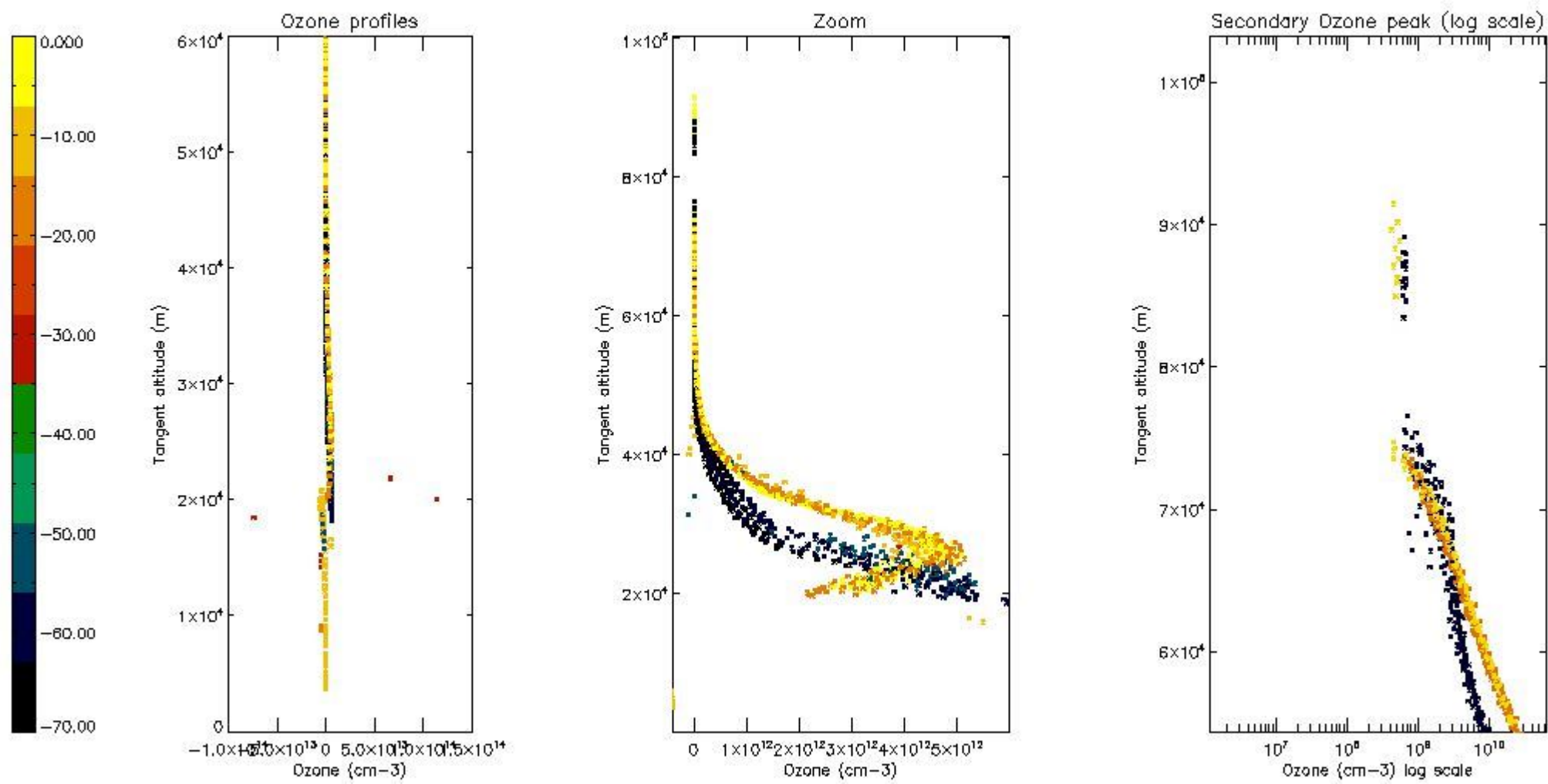
5.3 Plot ozone profiles where STD < 20% (dark without errors)

The colorbar represents the latitude.



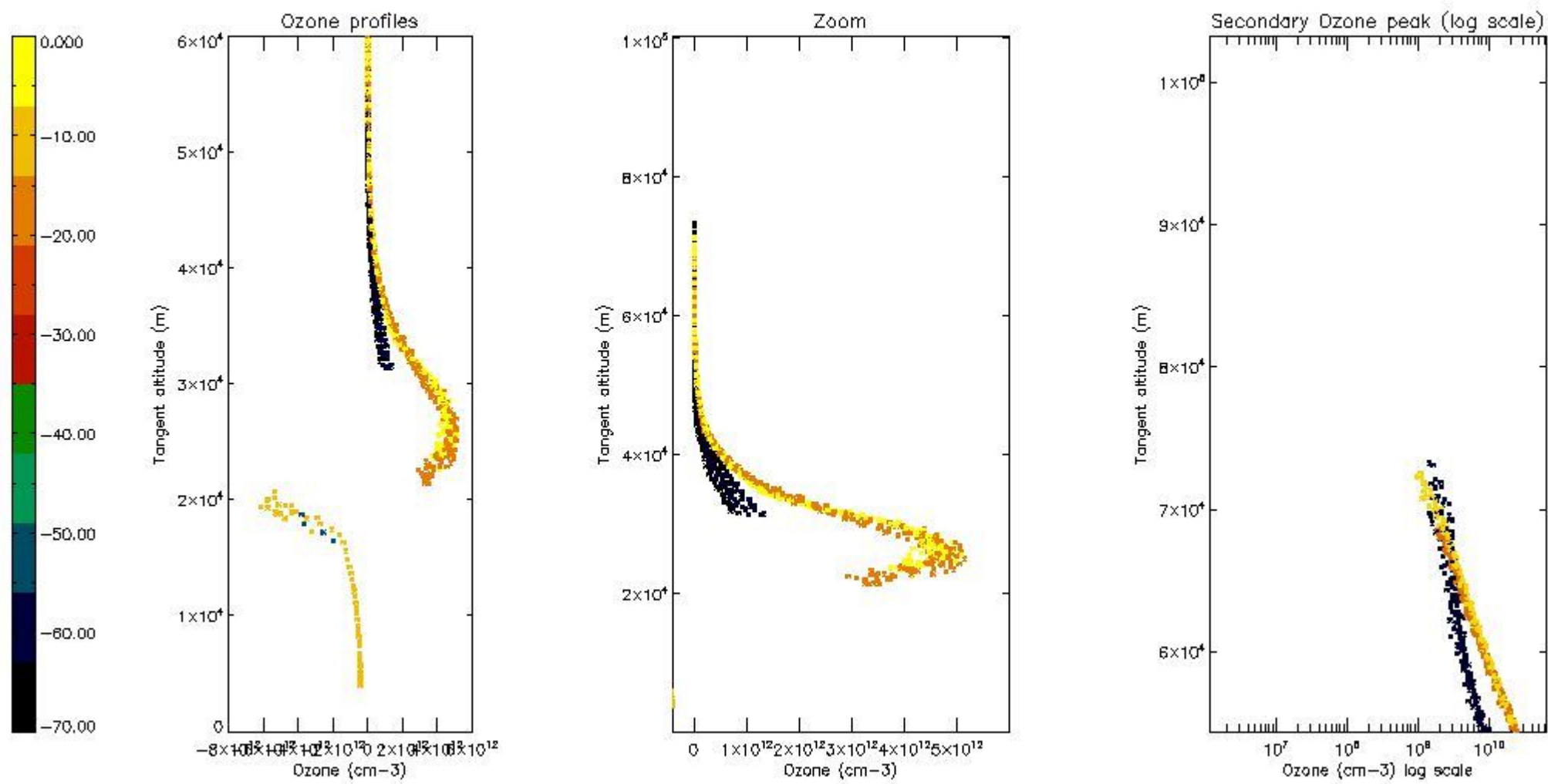
5.4 Plot ozone profiles where STD < 10% (dark without errors)

The colorbar represents the latitude.



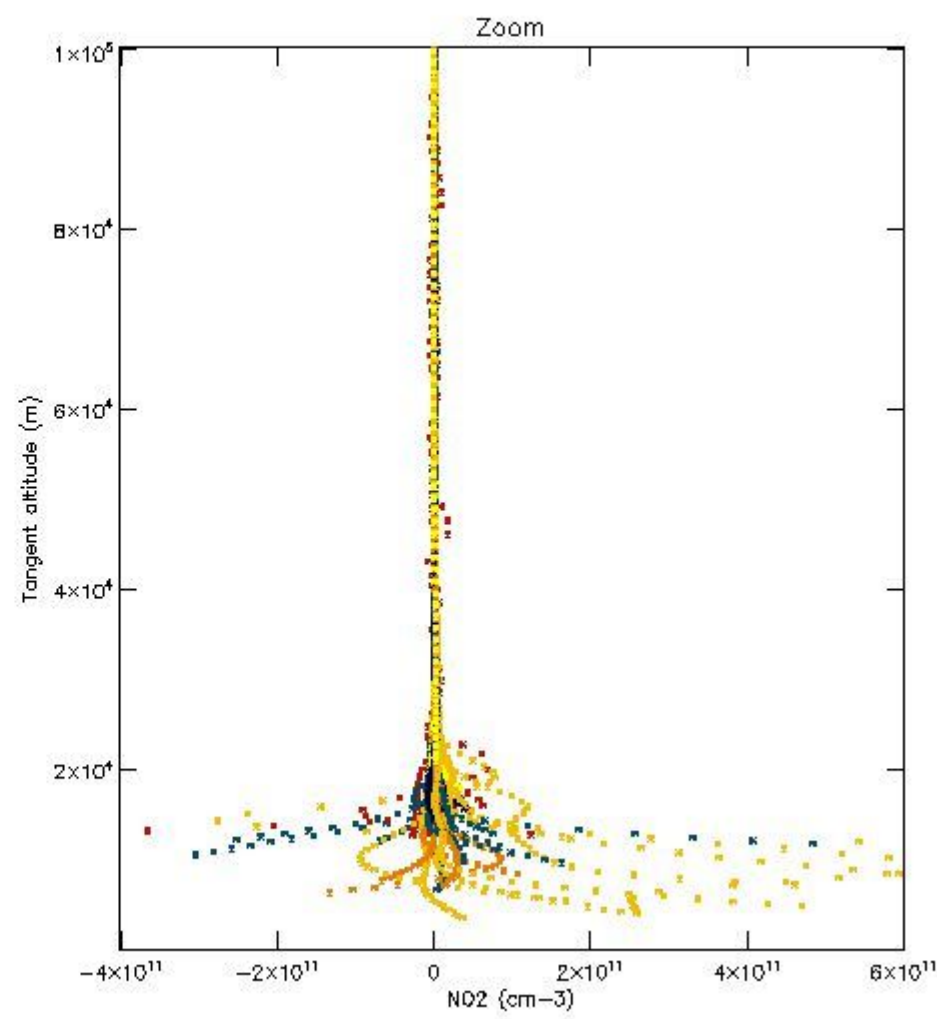
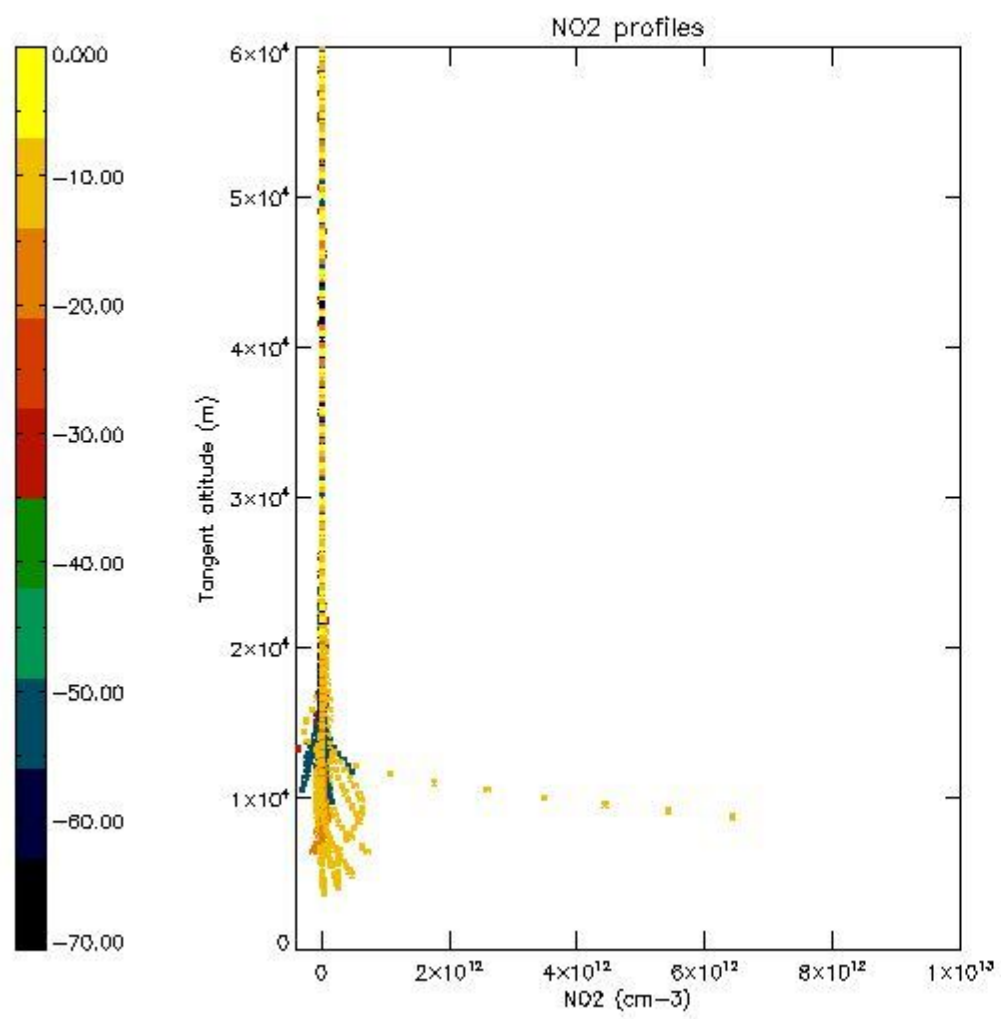
5.5 Plot ozone profiles where STD < 5% (dark without errors)

The colorbar represents the latitude.



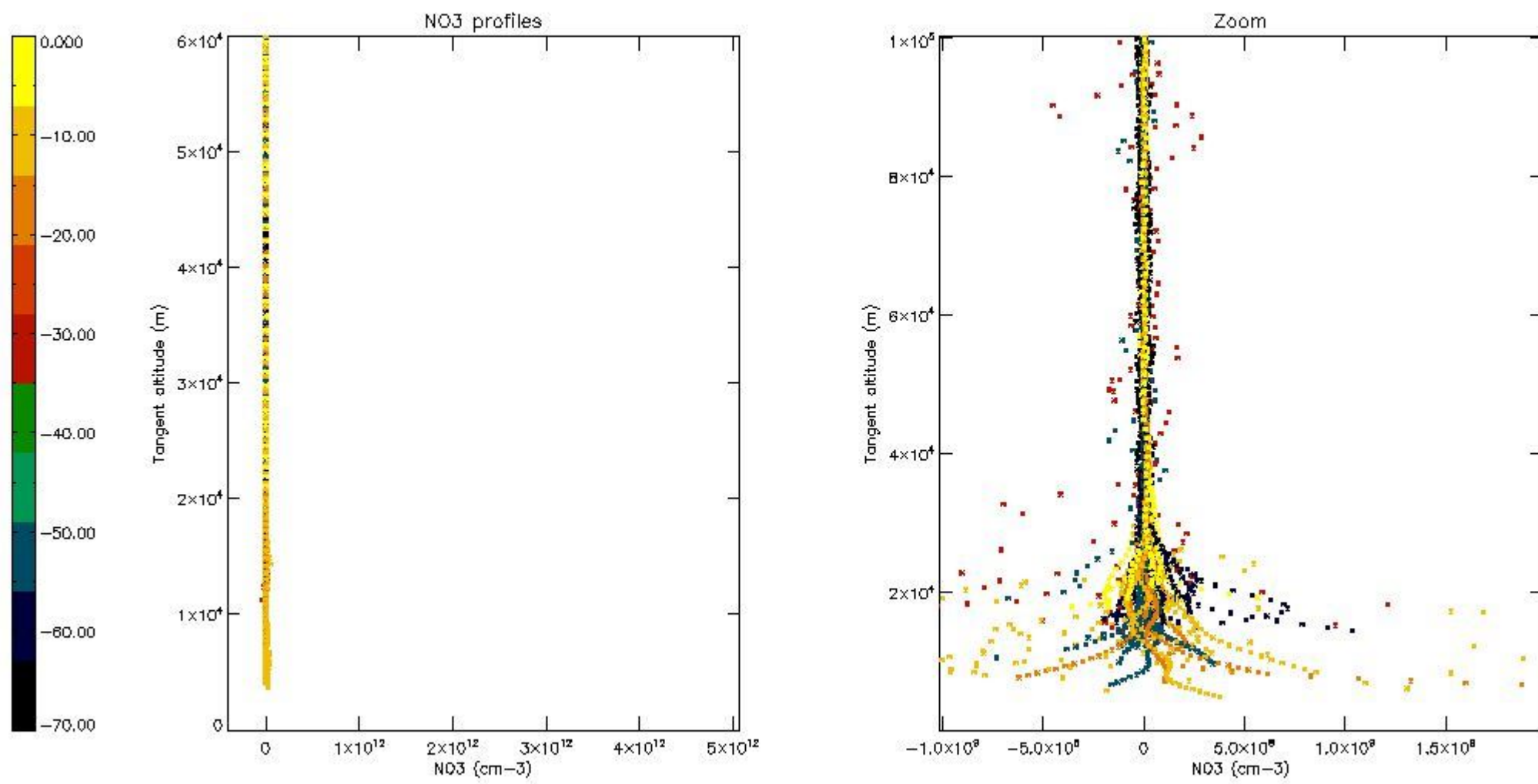
5.6 Plot NO₂ profiles for all STD (dark without errors)

The colorbar represents the latitude.



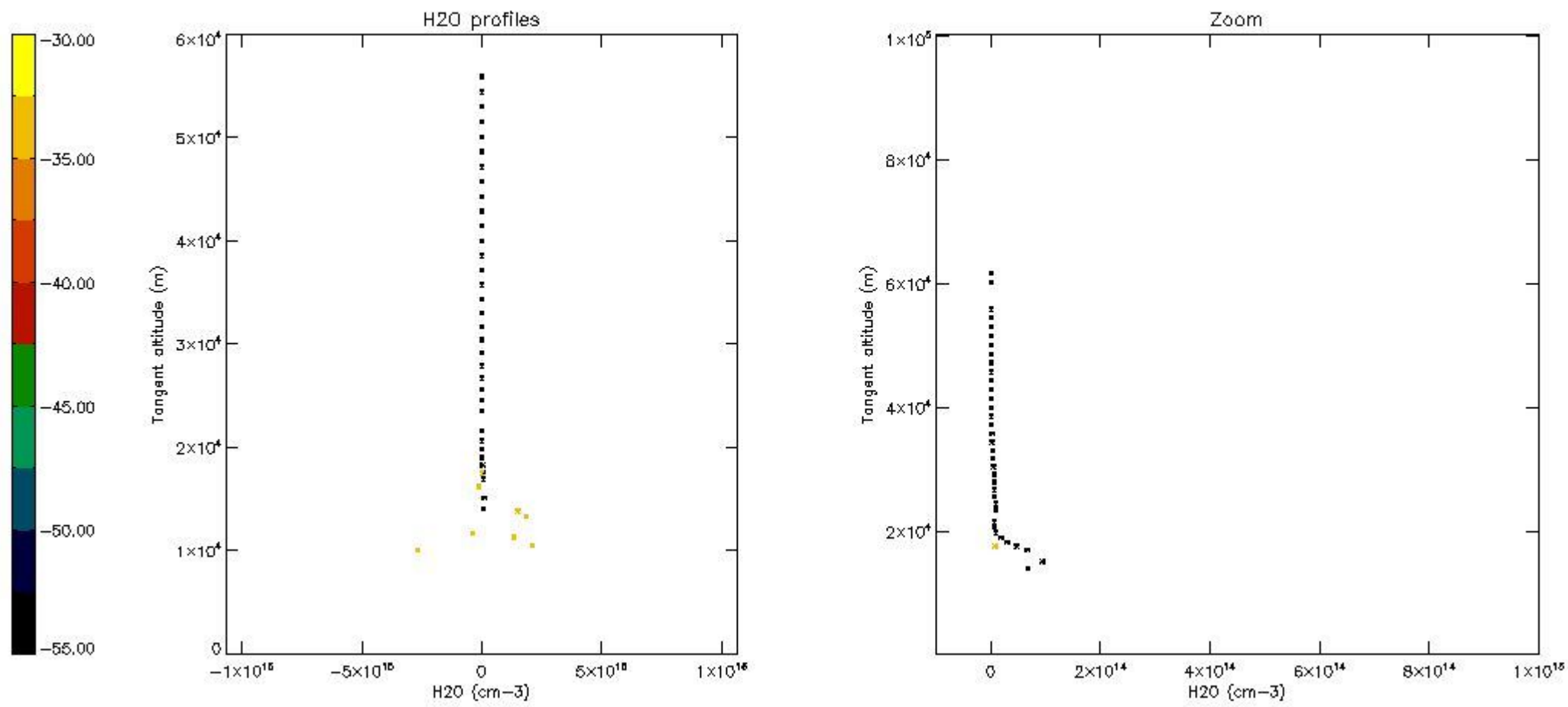
5.7 Plot NO3 profiles for all STD (dark without errors)

The colorbar represents the latitude.



5.8 Plot H₂O profiles for all STD (only for occultations of stars 1,2,3,4,13,14,16,26,63 dark without errors)

The colorbar represents the latitude.



6. Auxiliary Data Files used for the production reported in section 2

The number reported in the third column indicates since which file (see list in section 2) the corresponding auxiliary file has been used. The fourth column is the date of those product files.

Type	Auxiliary Filename	Used since product	Used since product date
INST_PHYS_CHARACTERISTICS	GOM_INS_AXVIEC20091111_143220_20030716_120000_20500101_000000	1	02-JUN-2011 00:01:16
LEVEL-2_PROC_CONFIG	GOM_PR2_AXVIEC20091111_152718_20020301_000000_20500101_000000	1	02-JUN-2011 00:01:16
CROSS_SECTIONS_FILE	GOM_CRS_AXVIEC20091111_154832_20020301_000000_20500101_000000	1	02-JUN-2011 00:01:16

GOMOS Level 2 Daily Report

SUMMARY

[1. General Info](#)

[2. Summary of processed GOM_NL_2P products](#)

[3. Level 2 Quality information per product](#)

[3.1 Plot of level 2 quality information per product \(time dependant\)](#)

[3.2 Plot of level 2 quality information per product \(world map\)](#)

[4. Level 1 Quality information per product \(stored on level 2 products\)](#)

[4.1 Plot of level 1 quality information per product \(time dependant\)](#)

[4.1.1 Plot of level 1 quality information per product \(time dependant\): ASCENDING](#)

[4.1.2 Plot of level 1 quality information per product \(time dependant\): DESCENDING](#)

[4.2 Plot of level 1 quality information per product \(world map\)](#)

[4.2.1 Plot of level 1 quality information per product \(world map\): ASCENDING](#)

[4.2.2 Plot of level 1 quality information per product \(world map\): DESCENDING](#)

[5. Ozone profiles based on quality statistics and other trace gas profiles](#)

[5.1 Ozone statistics based on quality of products](#)

[5.2 Plot ozone profiles for all STD \(dark without errors\)](#)

[5.3 Plot ozone profiles where STD < 20% \(dark without errors\)](#)

[5.4. Plot ozone profiles where STD < 10% \(dark without errors\)](#)

[5.5. Plot ozone profiles where STD < 5% \(dark without errors\)](#)

[5.6 Plot NO2 profiles for all STD \(dark without errors\)](#)

[5.7 Plot NO3 profiles for all STD \(dark without errors\)](#)

[5.8 Plot H2O profiles \(only for occultations of stars 1,2,3,4,13,14,16,26,63 dark without errors\) for all STD](#)

[6. Auxiliary Data Files used for the production reported in section 2](#)

This report presents the daily analysis on parameters extracted from GOMOS level 2 data (GOM_NL__2P). It is intended to monitor some important parameters that will impact the quality of these products. A list of level 2 products (and content) that have arrived during the reporting day to the PCF is also given.

Item	Value
Time of report generation	24APR2013 14:18:39
Data source version	GOMOS/6.01
Start time of products	02-06-2011 (02JUN2011 00:00:00)
Stop time of products	03-06-2011 (03JUN2011 00:00:00)
Store outputs in DB	Yes
Nb of level 2 prods	234
Nb of prods with errors	1

2. Summary of processed GOM_NL__2P products.

Nr	Filename	UTC Start time	Limb	Duration	Star Id	Star Name	Star Mag	Star Temp	Nb Meas	Orbit	Prod. error
1	GOM_NL__2PRFIN20110602_000116_000000543103_00102_48392_8400.N1	02-JUN-2011 00:01:16	Twilight	53.500	58	21Alp And	2.0730	11000.	107	48392	No
2	GOM_NL__2PRFIN20110602_000619_000000553103_00102_48392_8401.N1	02-JUN-2011 00:06:19	Dark	54.500	140	88Gam Peg	2.8340	26000.	109	48392	No
3	GOM_NL__2PRFIN20110602_001521_000000493103_00102_48392_8402.N1	02-JUN-2011 00:15:21	Dark	48.500	52	16Bet Cet	2.0370	4500.0	97	48392	No
4	GOM_NL__2PRFIN20110602_002200_000000493103_00102_48392_8403.N1	02-JUN-2011 00:22:00	Dark	48.500	84	Alp Phe	2.3970	4500.0	97	48392	No
5	GOM_NL__2PRFIN20110602_002415_000000583103_00102_48392_8404.N1	02-JUN-2011 00:24:15	Dark	57.500	18	24Alp PsA	1.1660	9700.0	115	48392	No
6	GOM_NL__2PRFIN20110602_002725_000000503103_00103_48393_8423.N1	02-JUN-2011 00:27:25	Dark	50.000	63	Bet Gru	2.1500	2800.0	100	48393	No
7	GOM_NL__2PRFIN20110602_002919_000000493103_00103_48393_8424.N1	02-JUN-2011 00:29:19	Dark	48.500	31	Alp Gru	1.7340	15200.	97	48393	No
8	GOM_NL__2PRFIN20110602_003411_000000433103_00103_48393_8425.N1	02-JUN-2011 00:34:11	Straylight	43.000	45	Alp Pav	1.9400	26000.	86	48393	No
9	GOM_NL__2PRFIN20110602_004130_000000423103_00103_48393_8426.N1	02-JUN-2011 00:41:30	Straylight	42.000	147	Alp Ara	2.8770	26000.	84	48393	No
10	GOM_NL__2PRFIN20110602_004311_000000483103_00103_48393_8427.N1	02-JUN-2011 00:43:11	Straylight	48.000	40	The Sco	1.8590	7100.0	96	48393	No
11	GOM_NL__2PRFIN20110602_004458_000000483103_00103_48393_8428.N1	02-JUN-2011 00:44:58	Twilight	47.500	25	35Lam Sco	1.6200	28000.	95	48393	No
12	GOM_NL__2PRFIN20110602_004641_000000493103_00103_48393_8429.N1	02-JUN-2011 00:46:41	Twilight	49.000	75	26Eps Sco	2.2910	4250.0	98	48393	No
13	GOM_NL__2PRFIN20110602_004842_000000563103_00103_48393_8430.N1	02-JUN-2011 00:48:42	Bright	56.000	136	23Tau Sco	2.8220	30000.	112	48393	No
14	GOM_NL__2PRFIN20110602_005215_000000453103_00103_48393_8431.N1	02-JUN-2011 00:52:15	Bright	45.000	86	35Eta Oph	2.4300	10200.	90	48393	No
15	GOM_NL__2PRFIN20110602_005405_000000413103_00103_48393_8432.N1	02-JUN-2011 00:54:05	Bright	41.000	98	13Zet Oph	2.5710	30000.	82	48393	No
16	GOM_NL__2PRFIN20110602_005615_000000393103_00103_48393_8433.N1	02-JUN-2011 00:56:15	Bright	39.000	120	1Del Oph	2.7340	3200.0	78	48393	No
17	GOM_NL__2PRFIN20110602_005915_000000373103_00103_48393_8434.N1	02-JUN-2011 00:59:15	Bright	36.500	102	24Alp Ser	2.6000	4250.0	73	48393	No
18	GOM_NL__2PRFIN20110602_010413_000000443103_00103_48393_8435.N1	02-JUN-2011 01:04:13	Bright	44.000	127	27Bet Her	2.7810	4700.0	88	48393	No
19	GOM_NL__2PRFIN20110602_010735_000000423103_00103_48393_8436.N1	02-JUN-2011 01:07:35	Bright	41.500	133	40Zet Her	2.8070	6000.0	83	48393	No
20	GOM_NL__2PRFIN20110602_011535_000000373103_00103_48393_8437.N1	02-JUN-2011 01:15:35	Bright	36.500	119	14Eta Dra	2.7270	4700.0	73	48393	No
21	GOM_NL__2PRFIN20110602_012547_000000483103_00103_48393_8438.N1	02-JUN-2011 01:25:47	Bright	48.000	89	5Alp Cep	2.4510	8000.0	96	48393	No
22	GOM_NL__2PRFIN20110602_013100_000000563103_00103_48393_8439.N1	02-JUN-2011 01:31:00	Bright	56.000	76	27Gam Cas	2.3000	30000.	112	48393	No
23	GOM_NL__2PRFIN20110602_013848_000000443103_00103_48393_8440.N1	02-JUN-2011 01:38:48	Bright	43.500	53	43Bet And	2.0480	3300.0	87	48393	No
24	GOM_NL__2PRFIN20110602_014130_000000533103_00103_48393_8441.N1	02-JUN-2011 01:41:30	Twilight	53.000	58	21Alp And	2.0730	11000.	106	48393	No
25	GOM_NL__2PRFIN20110602_014634_000000533103_00103_48393_8442.N1	02-JUN-2011 01:46:34	Dark	53.000	140	88Gam Peg	2.8340	26000.	106	48393	No
26	GOM_NL__2PRFIN20110602_015535_000000513103_00103_48393_8443.N1	02-JUN-2011 01:55:35	Dark	50.500	52	16Bet Cet	2.0370	4500.0	101	48393	No
27	GOM_NL__2PRFIN20110602_020215_000000463103_00103_48393_8444.N1	02-JUN-2011 02:02:15	Dark	46.000	84	Alp Phe	2.3970	4500.0	92	48393	No
28	GOM_NL__2PRFIN20110602_020430_000000553103_00103_48393_8445.N1	02-JUN-2011 02:04:30	Dark	54.500	18	24Alp PsA	1.1660	9700.0	109	48393	No
29	GOM_NL__2PRFIN20110602_020740_000000463103_00104_48394_8438.N1	02-JUN-2011 02:07:40	Dark	45.500	63	Bet Gru	2.1500	2800.0	91	48394	No
30	GOM_NL__2PRFIN20110602_020934_000000473103_00104_48394_8439.N1	02-JUN-2011 02:09:34	Dark	46.500	31	Alp Gru	1.7340	15200.	93	48394	No
31	GOM_NL__2PRFIN20110602_021425_000000433103_00104_48394_8440.N1	02-JUN-2011 02:14:25	Straylight	43.000	45	Alp Pav	1.9400	26000.	86	48394	No
32	GOM_NL__2PRFIN20110602_022144_000000413103_00104_48394_8441.N1	02-JUN-2011 02:21:44	Straylight	40.500	147	Alp Ara	2.8770	26000.	81	48394	No
33	GOM_NL__2PRFIN20110602_022326_000000523103_00104_48394_8442.N1	02-JUN-2011 02:23:26	Straylight	52.000	40	The Sco	1.8590	7100.0	104	48394	No
34	GOM_NL__2PRFIN20110602_022512_000000473103_00104_48394_8443.N1	02-JUN-2011 02:25:12	Twilight	47.000	25	35Lam Sco	1.6200	28000.	94	48394	No
35	GOM_NL__2PRFIN20110602_022656_000000463103_00104_48394_8444.N1	02-JUN-2011 02:26:56	Twilight	45.500	75	26Eps Sco	2.2910	4250.0	91	48394	No
36	GOM_NL__2PRFIN20110602_022856_000000563103_00104_48394_8445.N1	02-JUN-2011 02:28:56	Bright	56.000	136	23Tau Sco	2.8220	30000.	112	48394	No
37	GOM_NL__2PRFIN20110602_023229_000000463103_00104_48394_8446.N1	02-JUN-2011 02:32:29	Bright	46.000	86	35Eta Oph	2.4300	10200.	92	48394	No
38	GOM_NL__2PRFIN20110602_023419_000000413103_00104_48394_8447.N1	02-JUN-2011 02:34:19	Bright	40.500	98	13Zet Oph	2.5710	30000.	81	48394	No
39	GOM_NL__2PRFIN20110602_023629_000000393103_00104_48394_8448.N1	02-JUN-2011 02:36:29	Bright	39.000	120	1Del Oph	2.7340	3200.0	78	48394	No
40	GOM_NL__2PRFIN20110602_023929_000000373103_00104_48394_8449.N1	02-JUN-2011 02:39:29	Bright	37.000	102	24Alp Ser	2.6000	4250.0	74	48394	No
41	GOM_NL__2PRFIN20110602_024427_000000423103_00104_48394_8450.N1	02-JUN-2011 02:44:27	Bright	42.000	127	27Bet Her	2.7810	4700.0	84	48394	No
42	GOM_NL__2PRFIN20110602_024749_000000413103_00104_48394_8451.N1	02-JUN-2011 02:47:49	Bright	41.000	133	40Zet Her	2.8070	6000.0	82	48394	No

43	GOM_NL__2PRFIN20110602_025549_000000363103_00104_48394_8452.N1	02-JUN-2011 02:55:49	Bright	35.500	119	14Eta Dra	2.7270	4700.0	71	48394	No
44	GOM_NL__2PRFIN20110602_030601_000000483103_00104_48394_8453.N1	02-JUN-2011 03:06:01	Bright	47.500	89	5Alp Cep	2.4510	8000.0	95	48394	No
45	GOM_NL__2PRFIN20110602_031114_000000463103_00104_48394_8454.N1	02-JUN-2011 03:11:14	Bright	45.500	76	27Gam Cas	2.3000	30000.	91	48394	No
46	GOM_NL__2PRFIN20110602_031902_000000473103_00104_48394_8455.N1	02-JUN-2011 03:19:02	Bright	46.500	53	43Bet And	2.0480	3300.0	93	48394	No
47	GOM_NL__2PRFIN20110602_032144_000000543103_00104_48394_8456.N1	02-JUN-2011 03:21:44	Twi_and_stray	54.000	58	21Alp And	2.0730	11000.	108	48394	No
48	GOM_NL__2PRFIN20110602_032648_000000533103_00104_48394_8457.N1	02-JUN-2011 03:26:48	Dark	53.000	140	88Gam Peg	2.8340	26000.	106	48394	No
49	GOM_NL__2PRFIN20110602_033550_000000493103_00104_48394_8458.N1	02-JUN-2011 03:35:50	Dark	48.500	52	16Bet Cet	2.0370	4500.0	97	48394	No
50	GOM_NL__2PRFIN20110602_034229_000000463103_00104_48394_8459.N1	02-JUN-2011 03:42:29	Dark	45.500	84	Alp Phe	2.3970	4500.0	91	48394	No
51	GOM_NL__2PRFIN20110602_034446_000000573103_00104_48394_8460.N1	02-JUN-2011 03:44:46	Dark	56.500	18	24Alp PsA	1.1660	9700.0	113	48394	No
52	GOM_NL__2PRFIN20110602_034755_000000503103_00105_48395_8453.N1	02-JUN-2011 03:47:55	Dark	49.500	63	Bet Gru	2.1500	2800.0	99	48395	No
53	GOM_NL__2PRFIN20110602_034949_000000483103_00105_48395_8454.N1	02-JUN-2011 03:49:49	Dark	47.500	31	Alp Gru	1.7340	15200.	95	48395	No
54	GOM_NL__2PRFIN20110602_035440_000000433103_00105_48395_8455.N1	02-JUN-2011 03:54:40	Straylight	43.000	45	Alp Pav	1.9400	26000.	86	48395	No
55	GOM_NL__2PRFIN20110602_040159_000000393103_00105_48395_8456.N1	02-JUN-2011 04:01:59	Straylight	39.000	147	Alp Ara	2.8770	26000.	78	48395	No
56	GOM_NL__2PRFIN20110602_040340_000000533103_00105_48395_8457.N1	02-JUN-2011 04:03:40	Straylight	53.000	40	The Sco	1.8590	7100.0	106	48395	No
57	GOM_NL__2PRFIN20110602_040527_000000493103_00105_48395_8458.N1	02-JUN-2011 04:05:27	Twi_and_stray	48.500	25	35Lam Sco	1.6200	28000.	97	48395	No
58	GOM_NL__2PRFIN20110602_040710_000000473103_00105_48395_8459.N1	02-JUN-2011 04:07:10	Twi_and_stray	46.500	75	26Eps Sco	2.2910	4250.0	93	48395	No
59	GOM_NL__2PRFIN20110602_040910_000000523103_00105_48395_8460.N1	02-JUN-2011 04:09:10	Bright	51.500	136	23Tau Sco	2.8220	30000.	103	48395	No
60	GOM_NL__2PRFIN20110602_041244_000000463103_00105_48395_8461.N1	02-JUN-2011 04:12:44	Bright	45.500	86	35Eta Oph	2.4300	10200.	91	48395	No
61	GOM_NL__2PRFIN20110602_041433_000000423103_00105_48395_8462.N1	02-JUN-2011 04:14:33	Bright	41.500	98	13Zet Oph	2.5710	30000.	83	48395	No
62	GOM_NL__2PRFIN20110602_041643_000000393103_00105_48395_8463.N1	02-JUN-2011 04:16:43	Bright	38.500	120	1Del Oph	2.7340	3200.0	77	48395	No
63	GOM_NL__2PRFIN20110602_041944_000000363103_00105_48395_8464.N1	02-JUN-2011 04:19:44	Bright	36.000	102	24Alp Ser	2.6000	4250.0	72	48395	No
64	GOM_NL__2PRFIN20110602_042441_000000433103_00105_48395_8465.N1	02-JUN-2011 04:24:41	Bright	43.000	127	27Bet Her	2.7810	4700.0	86	48395	No
65	GOM_NL__2PRFIN20110602_042803_000000433103_00105_48395_8466.N1	02-JUN-2011 04:28:03	Bright	42.500	133	40Zet Her	2.8070	6000.0	85	48395	No
66	GOM_NL__2PRFIN20110602_043603_000000563103_00105_48395_8467.N1	02-JUN-2011 04:36:03	Bright	56.000	119	14Eta Dra	2.7270	4700.0	112	48395	No
67	GOM_NL__2PRFIN20110602_044614_000000463103_00105_48395_8468.N1	02-JUN-2011 04:46:14	Bright	46.000	89	5Alp Cep	2.4510	8000.0	92	48395	No
68	GOM_NL__2PRFIN20110602_062628_000000463103_00106_48396_8472.N1	02-JUN-2011 06:26:28	Dark	45.500	89	5Alp Cep	2.4510	8000.0	91	48396	Yes
69	GOM_NL__2PRFIN20110602_063142_000000563103_00106_48396_8473.N1	02-JUN-2011 06:31:42	Bright	56.000	76	27Gam Cas	2.3000	30000.	112	48396	No
70	GOM_NL__2PRFIN20110602_063930_000000493103_00106_48396_8474.N1	02-JUN-2011 06:39:30	Bright	48.500	53	43Bet And	2.0480	3300.0	97	48396	No
71	GOM_NL__2PRFIN20110602_064213_000000543103_00106_48396_8475.N1	02-JUN-2011 06:42:13	Twi_and_stray	54.000	58	21Alp And	2.0730	11000.	108	48396	No
72	GOM_NL__2PRFIN20110602_064718_000000553103_00106_48396_8476.N1	02-JUN-2011 06:47:18	Dark	54.500	140	88Gam Peg	2.8340	26000.	109	48396	No
73	GOM_NL__2PRFIN20110602_065620_000000483103_00106_48396_8477.N1	02-JUN-2011 06:56:20	Dark	48.000	52	16Bet Cet	2.0370	4500.0	96	48396	No
74	GOM_NL__2PRFIN20110602_070259_000000443103_00106_48396_8478.N1	02-JUN-2011 07:02:59	Dark	43.500	84	Alp Phe	2.3970	4500.0	87	48396	No
75	GOM_NL__2PRFIN20110602_070517_000000563103_00106_48396_8479.N1	02-JUN-2011 07:05:17	Dark	55.500	18	24Alp PsA	1.1660	9700.0	111	48396	No
76	GOM_NL__2PRFIN20110602_070825_000000583103_00107_48397_8515.N1	02-JUN-2011 07:08:25	Dark	58.000	63	Bet Gru	2.1500	2800.0	116	48397	No
77	GOM_NL__2PRFIN20110602_071019_000000473103_00107_48397_8516.N1	02-JUN-2011 07:10:19	Dark	47.000	31	Alp Gru	1.7340	15200.	94	48397	No
78	GOM_NL__2PRFIN20110602_071510_000000453103_00107_48397_8517.N1	02-JUN-2011 07:15:10	Straylight	44.500	45	Alp Pav	1.9400	26000.	89	48397	No
79	GOM_NL__2PRFIN20110602_072228_000000413103_00107_48397_8518.N1	02-JUN-2011 07:22:28	Straylight	41.000	147	Alp Ara	2.8770	26000.	82	48397	No
80	GOM_NL__2PRFIN20110602_072409_000000473103_00107_48397_8519.N1	02-JUN-2011 07:24:09	Straylight	47.000	40	The Sco	1.8590	7100.0	94	48397	No
81	GOM_NL__2PRFIN20110602_072556_000000493103_00107_48397_8520.N1	02-JUN-2011 07:25:56	Twi_and_stray	49.000	25	35Lam Sco	1.6200	28000.	98	48397	No
82	GOM_NL__2PRFIN20110602_072739_000000473103_00107_48397_8521.N1	02-JUN-2011 07:27:39	Twi_and_stray	47.000	75	26Eps Sco	2.2910	4250.0	94	48397	No
83	GOM_NL__2PRFIN20110602_072939_000000453103_00107_48397_8522.N1	02-JUN-2011 07:29:39	Bright	44.500	136	23Tau Sco	2.8220	30000.	89	48397	No
84	GOM_NL__2PRFIN20110602_073312_000000463103_00107_48397_8523.N1	02-JUN-2011 07:33:12	Bright	45.500	86	35Eta Oph	2.4300	10200.	91	48397	No
85	GOM_NL__2PRFIN20110602_073502_000000413103_00107_48397_8524.N1	02-JUN-2011 07:35:02	Bright	40.500	98	13Zet Oph	2.5710	30000.	81	48397	No
86	GOM_NL__2PRFIN20110602_073712_000000393103_00107_48397_8525.N1	02-JUN-2011 07:37:12	Bright	38.500	120	1Del Oph	2.7340	3200.0	77	48397	No
87	GOM_NL__2PRFIN20110602_074011_000000373103_00107_48397_8526.N1	02-JUN-2011 07:40:11	Bright	37.000	102	24Alp Ser	2.6000	4250.0	74	48397	No
88	GOM_NL__2PRFIN20110602_074508_000000433103_00107_48397_8527.N1	02-JUN-2011 07:45:08	Bright	42.500	127	27Bet Her	2.7810	4700.0	85	48397	No
89	GOM_NL__2PRFIN20110602_074830_000000443103_00107_48397_8528.N1	02-JUN-2011 07:48:30	Bright	43.500	133	40Zet Her	2.8070	6000.0	87	48397	No
90	GOM_NL__2PRFIN20110602_075630_000000563103_00107_48397_8529.N1	02-JUN-2011 07:56:30	Bright	56.000	119	14Eta Dra	2.7270	4700.0	112	48397	No
91	GOM_NL__2PRFIN20110602_080641_000000473103_00107_48397_8530.N1	02-JUN-2011 08:06:41	Bright	47.000	89	5Alp Cep	2.4510	8000.0	94	48397	No
92	GOM_NL__2PRFIN20110602_081156_000000563103_00107_48397_8531.N1	02-JUN-2011 08:11:56	Bright	56.000	76	27Gam Cas	2.3000	30000.	112	48397	No
93	GOM_NL__2PRFIN20110602_081944_000000463103_00107_48397_8532.N1	02-JUN-2011 08:19:44	Bright	46.000	53	43Bet And	2.0480	3300.0	92	48397	No
94	GOM_NL__2PRFIN20110602_082227_000000563103_00107_48397_8533.N1	02-JUN-2011 08:22:27	Twi_and_stray	56.000	58	21Alp And	2.0730	11000.	112	48397	No
95	GOM_NL__2PRFIN20110602_082732_000000543103_00107_48397_8534.N1	02-JUN-2011 08:27:32	Dark	53.500	140	88Gam Peg	2.8340	26000.	107	48397	No
96	GOM_NL__2PRFIN20110602_083634_000000553103_00107_48397_8535.N1	02-JUN-2011 08:36:34	Dark	55.000	52	16Bet Cet	2.0370	4500.0	110	48397	No
97	GOM_NL__2PRFIN20110602_084313_000000453103_00107_48397_8536.N1	02-JUN-2011 08:43:13	Dark	45.000	84	Alp Phe	2.3970	4500.0	90	48397	No
98	GOM_NL__2PRFIN20110602_084532_000000693103_00107_48397_8537.N1	02-JUN-2011 08:45:32	Dark	69.000	18	24Alp PsA	1.1660	9700.0	138	48397	No
99	GOM_NL__2PRFIN20110602_102854_000000633103_00109_48399_8603.N1	02-JUN-2011 10:28:54	Dark	63.000	63	Bet Gru	2.1500	2800.0	126	48399	No
100	GOM_NL__2PRFIN20110602_103049_000000473103_00109_48399_8604.N1	02-JUN-2011 10:30:49	Dark	46.500	31	Alp Gru	1.7340	15200.	93	48399	No
101	GOM_NL__2PRFIN20110602_103539_000000453103_00109_48399_8605.N1	02-JUN-2011 10:35:39	Straylight	44.500	45	Alp Pav	1.9400	26000.	89	48399	No

102	GOM_NL__2PRFIN20110602_104256_000000393103_00109_48399_8606.N1	02-JUN-2011 10:42:56	Straylight	38.500	147	Alp Ara	2.8770	26000.	77	48399	No
103	GOM_NL__2PRFIN20110602_104438_000000493103_00109_48399_8607.N1	02-JUN-2011 10:44:38	Straylight	49.000	40	The Sco	1.8590	7100.0	98	48399	No
104	GOM_NL__2PRFIN20110602_104625_000000503103_00109_48399_8608.N1	02-JUN-2011 10:46:25	Twi_and_stray	50.000	25	35Lam Sco	1.6200	28000.	100	48399	No
105	GOM_NL__2PRFIN20110602_104807_000000473103_00109_48399_8609.N1	02-JUN-2011 10:48:07	Twi_and_stray	46.500	75	26Eps Sco	2.2910	4250.0	93	48399	No
106	GOM_NL__2PRFIN20110602_105007_000000493103_00109_48399_8610.N1	02-JUN-2011 10:50:07	Bright	49.000	136	23Tau Sco	2.8220	30000.	98	48399	No
107	GOM_NL__2PRFIN20110602_105340_000000443103_00109_48399_8611.N1	02-JUN-2011 10:53:40	Bright	44.000	86	35Eta Oph	2.4300	10200.	88	48399	No
108	GOM_NL__2PRFIN20110602_105530_000000403103_00109_48399_8612.N1	02-JUN-2011 10:55:30	Bright	40.000	98	13Zet Oph	2.5710	30000.	80	48399	No
109	GOM_NL__2PRFIN20110602_105740_000000403103_00109_48399_8613.N1	02-JUN-2011 10:57:40	Bright	39.500	120	1Del Oph	2.7340	3200.0	79	48399	No
110	GOM_NL__2PRFIN20110602_110039_000000373103_00109_48399_8614.N1	02-JUN-2011 11:00:39	Bright	36.500	102	24Alp Ser	2.6000	4250.0	73	48399	No
111	GOM_NL__2PRFIN20110602_110536_000000433103_00109_48399_8615.N1	02-JUN-2011 11:05:36	Bright	42.500	127	27Bet Her	2.7810	4700.0	85	48399	No
112	GOM_NL__2PRFIN20110602_110857_000000623103_00109_48399_8616.N1	02-JUN-2011 11:08:57	Bright	62.000	133	40Zet Her	2.8070	6000.0	124	48399	No
113	GOM_NL__2PRFIN20110602_111657_000000403103_00109_48399_8617.N1	02-JUN-2011 11:16:57	Bright	39.500	119	14Eta Dra	2.7270	4700.0	79	48399	No
114	GOM_NL__2PRFIN20110602_112708_000000463103_00109_48399_8618.N1	02-JUN-2011 11:27:08	Bright	45.500	89	5Alp Cep	2.4510	8000.0	91	48399	No
115	GOM_NL__2PRFIN20110602_113223_000000473103_00109_48399_8619.N1	02-JUN-2011 11:32:23	Bright	47.000	76	27Gam Cas	2.3000	30000.	94	48399	No
116	GOM_NL__2PRFIN20110602_114012_000000473103_00109_48399_8620.N1	02-JUN-2011 11:40:12	Bright	46.500	53	43Bet And	2.0480	3300.0	93	48399	No
117	GOM_NL__2PRFIN20110602_114256_000000553103_00109_48399_8621.N1	02-JUN-2011 11:42:56	Twi_and_stray	55.000	58	21Alp And	2.0730	11000.	110	48399	No
118	GOM_NL__2PRFIN20110602_114801_000000543103_00109_48399_8622.N1	02-JUN-2011 11:48:01	Dark	54.000	140	88Gam Peg	2.8340	26000.	108	48399	No
119	GOM_NL__2PRFIN20110602_115704_000000493103_00109_48399_8623.N1	02-JUN-2011 11:57:04	Dark	48.500	52	16Bet Cet	2.0370	4500.0	97	48399	No
120	GOM_NL__2PRFIN20110602_120603_000000683103_00109_48399_8624.N1	02-JUN-2011 12:06:03	Dark	67.500	18	24Alp PsA	1.1660	9700.0	135	48399	No
121	GOM_NL__2PRFIN20110602_120909_000000563103_00110_48400_8635.N1	02-JUN-2011 12:09:09	Dark	55.500	63	Bet Gru	2.1500	2800.0	111	48400	No
122	GOM_NL__2PRFIN20110602_121104_000000483103_00110_48400_8636.N1	02-JUN-2011 12:11:04	Dark	47.500	31	Alp Gru	1.7340	15200.	95	48400	No
123	GOM_NL__2PRFIN20110602_121554_000000433103_00110_48400_8637.N1	02-JUN-2011 12:15:54	Straylight	42.500	45	Alp Pav	1.9400	26000.	85	48400	No
124	GOM_NL__2PRFIN20110602_122311_000000403103_00110_48400_8638.N1	02-JUN-2011 12:23:11	Straylight	40.000	147	Alp Ara	2.8770	26000.	80	48400	No
125	GOM_NL__2PRFIN20110602_122452_000000463103_00110_48400_8639.N1	02-JUN-2011 12:24:52	Straylight	45.500	40	The Sco	1.8590	7100.0	91	48400	No
126	GOM_NL__2PRFIN20110602_122639_000000483103_00110_48400_8640.N1	02-JUN-2011 12:26:39	Twi_and_stray	47.500	25	35Lam Sco	1.6200	28000.	95	48400	No
127	GOM_NL__2PRFIN20110602_122822_000000473103_00110_48400_8641.N1	02-JUN-2011 12:28:22	Twi_and_stray	46.500	75	26Eps Sco	2.2910	4250.0	93	48400	No
128	GOM_NL__2PRFIN20110602_123022_000000473103_00110_48400_8642.N1	02-JUN-2011 12:30:22	Bright	46.500	136	23Tau Sco	2.8220	30000.	93	48400	No
129	GOM_NL__2PRFIN20110602_123354_000000443103_00110_48400_8643.N1	02-JUN-2011 12:33:54	Bright	43.500	86	35Eta Oph	2.4300	10200.	87	48400	No
130	GOM_NL__2PRFIN20110602_123544_000000443103_00110_48400_8644.N1	02-JUN-2011 12:35:44	Bright	43.500	98	13Zet Oph	2.5710	30000.	87	48400	No
131	GOM_NL__2PRFIN20110602_123753_000000393103_00110_48400_8645.N1	02-JUN-2011 12:37:53	Bright	39.000	120	1Del Oph	2.7340	3200.0	78	48400	No
132	GOM_NL__2PRFIN20110602_124053_000000373103_00110_48400_8646.N1	02-JUN-2011 12:40:53	Bright	36.500	102	24Alp Ser	2.6000	4250.0	73	48400	No
133	GOM_NL__2PRFIN20110602_124549_000000423103_00110_48400_8647.N1	02-JUN-2011 12:45:49	Bright	42.000	127	27Bet Her	2.7810	4700.0	84	48400	No
134	GOM_NL__2PRFIN20110602_124910_000000403103_00110_48400_8648.N1	02-JUN-2011 12:49:10	Bright	40.000	133	40Zet Her	2.8070	6000.0	80	48400	No
135	GOM_NL__2PRFIN20110602_125711_000000373103_00110_48400_8649.N1	02-JUN-2011 12:57:11	Bright	36.500	119	14Eta Dra	2.7270	4700.0	73	48400	No
136	GOM_NL__2PRFIN20110602_130721_000000483103_00110_48400_8650.N1	02-JUN-2011 13:07:21	Bright	47.500	89	5Alp Cep	2.4510	8000.0	95	48400	No
137	GOM_NL__2PRFIN20110602_131237_000000393103_00110_48400_8651.N1	02-JUN-2011 13:12:37	Bright	38.500	76	27Gam Cas	2.3000	30000.	77	48400	No
138	GOM_NL__2PRFIN20110602_132026_000000433103_00110_48400_8652.N1	02-JUN-2011 13:20:26	Bright	42.500	53	43Bet And	2.0480	3300.0	85	48400	No
139	GOM_NL__2PRFIN20110602_132310_000000573103_00110_48400_8653.N1	02-JUN-2011 13:23:10	Twi_and_stray	57.000	58	21Alp And	2.0730	11000.	114	48400	No
140	GOM_NL__2PRFIN20110602_132816_000000533103_00110_48400_8654.N1	02-JUN-2011 13:28:16	Dark	52.500	140	88Gam Peg	2.8340	26000.	105	48400	No
141	GOM_NL__2PRFIN20110602_133718_000000483103_00110_48400_8655.N1	02-JUN-2011 13:37:18	Dark	47.500	52	16Bet Cet	2.0370	4500.0	95	48400	No
142	GOM_NL__2PRFIN20110602_134618_000000673103_00110_48400_8656.N1	02-JUN-2011 13:46:18	Dark	66.500	18	24Alp PsA	1.1660	9700.0	133	48400	No
143	GOM_NL__2PRFIN20110602_134924_000000613103_00111_48401_8667.N1	02-JUN-2011 13:49:24	Dark	60.500	63	Bet Gru	2.1500	2800.0	121	48401	No
144	GOM_NL__2PRFIN20110602_135118_000000463103_00111_48401_8668.N1	02-JUN-2011 13:51:18	Dark	46.000	31	Alp Gru	1.7340	15200.	92	48401	No
145	GOM_NL__2PRFIN20110602_135608_000000443103_00111_48401_8669.N1	02-JUN-2011 13:56:08	Straylight	43.500	45	Alp Pav	1.9400	26000.	87	48401	No
146	GOM_NL__2PRFIN20110602_140325_000000413103_00111_48401_8670.N1	02-JUN-2011 14:03:25	Straylight	40.500	147	Alp Ara	2.8770	26000.	81	48401	No
147	GOM_NL__2PRFIN20110602_140507_000000443103_00111_48401_8671.N1	02-JUN-2011 14:05:07	Straylight	44.000	40	The Sco	1.8590	7100.0	88	48401	No
148	GOM_NL__2PRFIN20110602_140653_000000483103_00111_48401_8672.N1	02-JUN-2011 14:06:53	Twi_and_stray	47.500	25	35Lam Sco	1.6200	28000.	95	48401	No
149	GOM_NL__2PRFIN20110602_140836_000000483103_00111_48401_8673.N1	02-JUN-2011 14:08:36	Twi_and_stray	47.500	75	26Eps Sco	2.2910	4250.0	95	48401	No
150	GOM_NL__2PRFIN20110602_141036_000000453103_00111_48401_8674.N1	02-JUN-2011 14:10:36	Bright	44.500	136	23Tau Sco	2.8220	30000.	89	48401	No
151	GOM_NL__2PRFIN20110602_141408_000000453103_00111_48401_8675.N1	02-JUN-2011 14:14:08	Bright	44.500	86	35Eta Oph	2.4300	10200.	89	48401	No
152	GOM_NL__2PRFIN20110602_141558_000000413103_00111_48401_8676.N1	02-JUN-2011 14:15:58	Bright	41.000	98	13Zet Oph	2.5710	30000.	82	48401	No
153	GOM_NL__2PRFIN20110602_141807_000000393103_00111_48401_8677.N1	02-JUN-2011 14:18:07	Bright	38.500	120	1Del Oph	2.7340	3200.0	77	48401	No
154	GOM_NL__2PRFIN20110602_142107_000000373103_00111_48401_8678.N1	02-JUN-2011 14:21:07	Bright	36.500	102	24Alp Ser	2.6000	4250.0	73	48401	No
155	GOM_NL__2PRFIN20110602_142603_000000413103_00111_48401_8679.N1	02-JUN-2011 14:26:03	Bright	40.500	127	27Bet Her	2.7810	4700.0	81	48401	No
156	GOM_NL__2PRFIN20110602_142924_000000413103_00111_48401_8680.N1	02-JUN-2011 14:29:24	Bright	41.000	133	40Zet Her	2.8070	6000.0	82	48401	No
157	GOM_NL__2PRFIN20110602_143725_000000403103_00111_48401_8681.N1	02-JUN-2011 14:37:25	Bright	40.000	119	14Eta Dra	2.7270	4700.0	80	48401	No
158	GOM_NL__2PRFIN20110602_144734_000000483103_00111_48401_8682.N1	02-JUN-2011 14:47:34	Bright	47.500	89	5Alp Cep	2.4510	8000.0	95	48401	No
159	GOM_NL__2PRFIN20110602_145251_000000483103_00111_48401_8683.N1	02-JUN-2011 14:52:51	Bright	48.000	76	27Gam Cas	2.3000	30000.	96	48401	No
160	GOM_NL__2PRFIN20110602_150040_000000583103_00111_48401_8684.N1	02-JUN-2011 15:00:40	Bright	58.000	53	43Bet And	2.0480	3300.0	116	48401	No

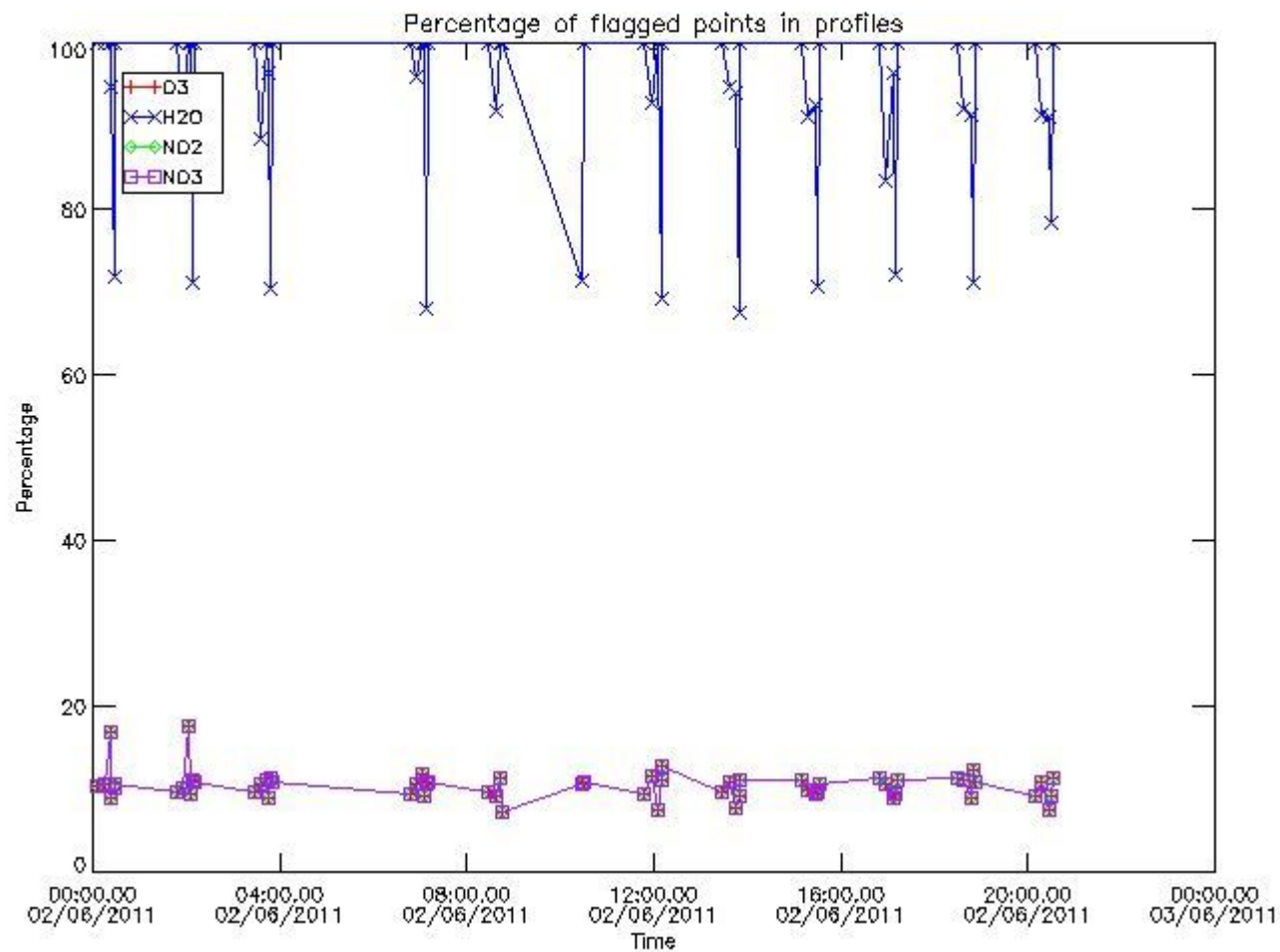
161	GOM_NL__2PRFIN20110602_150324_000000563103_00111_48401_8685.N1	02-JUN-2011 15:03:24	Twilight	55.500	58	21Alp And	2.0730	11000.	111	48401	No
162	GOM_NL__2PRFIN20110602_150830_000000513103_00111_48401_8686.N1	02-JUN-2011 15:08:30	Dark	50.500	140	88Gam Peg	2.8340	26000.	101	48401	No
163	GOM_NL__2PRFIN20110602_151733_000000513103_00111_48401_8687.N1	02-JUN-2011 15:17:33	Dark	51.000	52	16Bet Cet	2.0370	4500.0	102	48401	No
164	GOM_NL__2PRFIN20110602_152633_000000553103_00111_48401_8688.N1	02-JUN-2011 15:26:33	Dark	54.500	18	24Alp PsA	1.1660	9700.0	109	48401	No
165	GOM_NL__2PRFIN20110602_152939_000000593103_00112_48402_8709.N1	02-JUN-2011 15:29:39	Dark	58.500	63	Bet Gru	2.1500	2800.0	117	48402	No
166	GOM_NL__2PRFIN20110602_153134_000000493103_00112_48402_8710.N1	02-JUN-2011 15:31:34	Dark	48.500	31	Alp Gru	1.7340	15200.	97	48402	No
167	GOM_NL__2PRFIN20110602_153623_000000433103_00112_48402_8711.N1	02-JUN-2011 15:36:23	Straylight	42.500	45	Alp Pav	1.9400	26000.	85	48402	No
168	GOM_NL__2PRFIN20110602_154340_000000403103_00112_48402_8712.N1	02-JUN-2011 15:43:40	Straylight	40.000	147	Alp Ara	2.8770	26000.	80	48402	No
169	GOM_NL__2PRFIN20110602_154521_000000473103_00112_48402_8713.N1	02-JUN-2011 15:45:21	Straylight	46.500	40	The Sco	1.8590	7100.0	93	48402	No
170	GOM_NL__2PRFIN20110602_154708_000000473103_00112_48402_8714.N1	02-JUN-2011 15:47:08	Twilight	46.500	25	35Lam Sco	1.6200	28000.	93	48402	No
171	GOM_NL__2PRFIN20110602_154850_000000463103_00112_48402_8715.N1	02-JUN-2011 15:48:50	Twilight	45.500	75	26Eps Sco	2.2910	4250.0	91	48402	No
172	GOM_NL__2PRFIN20110602_155050_000000463103_00112_48402_8716.N1	02-JUN-2011 15:50:50	Bright	46.000	136	23Tau Sco	2.8220	30000.	92	48402	No
173	GOM_NL__2PRFIN20110602_155422_000000453103_00112_48402_8717.N1	02-JUN-2011 15:54:22	Bright	44.500	86	35Eta Oph	2.4300	10200.	89	48402	No
174	GOM_NL__2PRFIN20110602_155612_000000413103_00112_48402_8718.N1	02-JUN-2011 15:56:12	Bright	41.000	98	13Zet Oph	2.5710	30000.	82	48402	No
175	GOM_NL__2PRFIN20110602_155821_000000383103_00112_48402_8719.N1	02-JUN-2011 15:58:21	Bright	38.000	120	1Del Oph	2.7340	3200.0	76	48402	No
176	GOM_NL__2PRFIN20110602_160121_000000373103_00112_48402_8720.N1	02-JUN-2011 16:01:21	Bright	36.500	102	24Alp Ser	2.6000	4250.0	73	48402	No
177	GOM_NL__2PRFIN20110602_160617_000000413103_00112_48402_8721.N1	02-JUN-2011 16:06:17	Bright	40.500	127	27Bet Her	2.7810	4700.0	81	48402	No
178	GOM_NL__2PRFIN20110602_160937_000000413103_00112_48402_8722.N1	02-JUN-2011 16:09:37	Bright	40.500	133	40Zet Her	2.8070	6000.0	81	48402	No
179	GOM_NL__2PRFIN20110602_161739_000000393103_00112_48402_8723.N1	02-JUN-2011 16:17:39	Bright	38.500	119	14Eta Dra	2.7270	4700.0	77	48402	No
180	GOM_NL__2PRFIN20110602_162748_000000483103_00112_48402_8724.N1	02-JUN-2011 16:27:48	Bright	48.000	89	5Alp Cep	2.4510	8000.0	96	48402	No
181	GOM_NL__2PRFIN20110602_163305_000000383103_00112_48402_8725.N1	02-JUN-2011 16:33:05	Bright	37.500	76	27Gam Cas	2.3000	30000.	75	48402	No
182	GOM_NL__2PRFIN20110602_164055_000000453103_00112_48402_8726.N1	02-JUN-2011 16:40:55	Bright	44.500	53	43Bet And	2.0480	3300.0	89	48402	No
183	GOM_NL__2PRFIN20110602_164338_000000543103_00112_48402_8727.N1	02-JUN-2011 16:43:38	Twilight	54.000	58	21Alp And	2.0730	11000.	108	48402	No
184	GOM_NL__2PRFIN20110602_164845_000000543103_00112_48402_8728.N1	02-JUN-2011 16:48:45	Dark	53.500	140	88Gam Peg	2.8340	26000.	107	48402	No
185	GOM_NL__2PRFIN20110602_165748_000000493103_00112_48402_8729.N1	02-JUN-2011 16:57:48	Dark	48.500	52	16Bet Cet	2.0370	4500.0	97	48402	No
186	GOM_NL__2PRFIN20110602_170649_000000573103_00112_48402_8730.N1	02-JUN-2011 17:06:49	Dark	56.500	18	24Alp PsA	1.1660	9700.0	113	48402	No
187	GOM_NL__2PRFIN20110602_170954_000000543103_00113_48403_8729.N1	02-JUN-2011 17:09:54	Dark	54.000	63	Bet Gru	2.1500	2800.0	108	48403	No
188	GOM_NL__2PRFIN20110602_171148_000000463103_00113_48403_8730.N1	02-JUN-2011 17:11:48	Dark	46.000	31	Alp Gru	1.7340	15200.	92	48403	No
189	GOM_NL__2PRFIN20110602_171638_000000433103_00113_48403_8731.N1	02-JUN-2011 17:16:38	Straylight	43.000	45	Alp Pav	1.9400	26000.	86	48403	No
190	GOM_NL__2PRFIN20110602_172354_000000433103_00113_48403_8732.N1	02-JUN-2011 17:23:54	Straylight	42.500	147	Alp Ara	2.8770	26000.	85	48403	No
191	GOM_NL__2PRFIN20110602_172536_000000473103_00113_48403_8733.N1	02-JUN-2011 17:25:36	Straylight	47.000	40	The Sco	1.8590	7100.0	94	48403	No
192	GOM_NL__2PRFIN20110602_172722_000000473103_00113_48403_8734.N1	02-JUN-2011 17:27:22	Twilight	47.000	25	35Lam Sco	1.6200	28000.	94	48403	No
193	GOM_NL__2PRFIN20110602_172905_000000473103_00113_48403_8735.N1	02-JUN-2011 17:29:05	Twilight	46.500	75	26Eps Sco	2.2910	4250.0	93	48403	No
194	GOM_NL__2PRFIN20110602_173104_000000563103_00113_48403_8736.N1	02-JUN-2011 17:31:04	Bright	56.000	136	23Tau Sco	2.8220	30000.	112	48403	No
195	GOM_NL__2PRFIN20110602_173436_000000453103_00113_48403_8737.N1	02-JUN-2011 17:34:36	Bright	44.500	86	35Eta Oph	2.4300	10200.	89	48403	No
196	GOM_NL__2PRFIN20110602_173626_000000413103_00113_48403_8738.N1	02-JUN-2011 17:36:26	Bright	40.500	98	13Zet Oph	2.5710	30000.	81	48403	No
197	GOM_NL__2PRFIN20110602_173836_000000393103_00113_48403_8739.N1	02-JUN-2011 17:38:36	Bright	38.500	120	1Del Oph	2.7340	3200.0	77	48403	No
198	GOM_NL__2PRFIN20110602_174135_000000363103_00113_48403_8740.N1	02-JUN-2011 17:41:35	Bright	36.000	102	24Alp Ser	2.6000	4250.0	72	48403	No
199	GOM_NL__2PRFIN20110602_174630_000000413103_00113_48403_8741.N1	02-JUN-2011 17:46:30	Bright	41.000	127	27Bet Her	2.7810	4700.0	82	48403	No
200	GOM_NL__2PRFIN20110602_174951_000000423103_00113_48403_8742.N1	02-JUN-2011 17:49:51	Bright	41.500	133	40Zet Her	2.8070	6000.0	83	48403	No
201	GOM_NL__2PRFIN20110602_175752_000000393103_00113_48403_8743.N1	02-JUN-2011 17:57:52	Bright	39.000	119	14Eta Dra	2.7270	4700.0	78	48403	No
202	GOM_NL__2PRFIN20110602_180801_000000473103_00113_48403_8744.N1	02-JUN-2011 18:08:01	Bright	47.000	89	5Alp Cep	2.4510	8000.0	94	48403	No
203	GOM_NL__2PRFIN20110602_181319_000000563103_00113_48403_8745.N1	02-JUN-2011 18:13:19	Bright	56.000	76	27Gam Cas	2.3000	30000.	112	48403	No
204	GOM_NL__2PRFIN20110602_182109_000000443103_00113_48403_8746.N1	02-JUN-2011 18:21:09	Bright	44.000	53	43Bet And	2.0480	3300.0	88	48403	No
205	GOM_NL__2PRFIN20110602_182352_000000543103_00113_48403_8747.N1	02-JUN-2011 18:23:52	Twilight	53.500	58	21Alp And	2.0730	11000.	107	48403	No
206	GOM_NL__2PRFIN20110602_182859_000000543103_00113_48403_8748.N1	02-JUN-2011 18:28:59	Dark	54.000	140	88Gam Peg	2.8340	26000.	108	48403	No
207	GOM_NL__2PRFIN20110602_183802_000000513103_00113_48403_8749.N1	02-JUN-2011 18:38:02	Dark	51.000	52	16Bet Cet	2.0370	4500.0	102	48403	No
208	GOM_NL__2PRFIN20110602_184704_000000583103_00113_48403_8750.N1	02-JUN-2011 18:47:04	Dark	57.500	18	24Alp PsA	1.1660	9700.0	115	48403	No
209	GOM_NL__2PRFIN20110602_185009_000000633103_00114_48404_8782.N1	02-JUN-2011 18:50:09	Dark	62.500	63	Bet Gru	2.1500	2800.0	125	48404	No
210	GOM_NL__2PRFIN20110602_185204_000000473103_00114_48404_8783.N1	02-JUN-2011 18:52:04	Dark	46.500	31	Alp Gru	1.7340	15200.	93	48404	No
211	GOM_NL__2PRFIN20110602_185652_000000443103_00114_48404_8784.N1	02-JUN-2011 18:56:52	Straylight	44.000	45	Alp Pav	1.9400	26000.	88	48404	No
212	GOM_NL__2PRFIN20110602_190408_000000423103_00114_48404_8785.N1	02-JUN-2011 19:04:08	Straylight	41.500	147	Alp Ara	2.8770	26000.	83	48404	No
213	GOM_NL__2PRFIN20110602_190550_000000483103_00114_48404_8786.N1	02-JUN-2011 19:05:50	Straylight	48.000	40	The Sco	1.8590	7100.0	96	48404	No
214	GOM_NL__2PRFIN20110602_190737_000000443103_00114_48404_8787.N1	02-JUN-2011 19:07:37	Twilight	43.500	25	35Lam Sco	1.6200	28000.	87	48404	No
215	GOM_NL__2PRFIN20110602_190919_000000443103_00114_48404_8788.N1	02-JUN-2011 19:09:19	Twilight	44.000	75	26Eps Sco	2.2910	4250.0	88	48404	No
216	GOM_NL__2PRFIN20110602_191118_000000423103_00114_48404_8789.N1	02-JUN-2011 19:11:18	Bright	41.500	136	23Tau Sco	2.8220	30000.	83	48404	No
217	GOM_NL__2PRFIN20110602_191450_000000453103_00114_48404_8790.N1	02-JUN-2011 19:14:50	Bright	45.000	86	35Eta Oph	2.4300	10200.	90	48404	No
218	GOM_NL__2PRFIN20110602_191640_000000413103_00114_48404_8791.N1	02-JUN-2011 19:16:40	Bright	40.500	98	13Zet Oph	2.5710	30000.	81	48404	No
219	GOM_NL__2PRFIN20110602_191850_000000393103_00114_48404_8792.N1	02-JUN-2011 19:18:50	Bright	39.000	120	1Del Oph	2.7340	3200.0	78	48404	No

220	GOM_NL__2PRFIN20110602_192149_000000363103_00114_48404_8793.N1	02-JUN-2011 19:21:49	Bright	36.000	102	24Alp Ser	2.6000	4250.0	72	48404	No
221	GOM_NL__2PRFIN20110602_192644_000000423103_00114_48404_8794.N1	02-JUN-2011 19:26:44	Bright	41.500	127	27Bet Her	2.7810	4700.0	83	48404	No
222	GOM_NL__2PRFIN20110602_193005_000000403103_00114_48404_8795.N1	02-JUN-2011 19:30:05	Bright	40.000	133	40Zet Her	2.8070	6000.0	80	48404	No
223	GOM_NL__2PRFIN20110602_193806_000000393103_00114_48404_8796.N1	02-JUN-2011 19:38:06	Bright	38.500	119	14Eta Dra	2.7270	4700.0	77	48404	No
224	GOM_NL__2PRFIN20110602_194815_000000473103_00114_48404_8797.N1	02-JUN-2011 19:48:15	Bright	47.000	89	5Alp Cep	2.4510	8000.0	94	48404	No
225	GOM_NL__2PRFIN20110602_195333_000000563103_00114_48404_8798.N1	02-JUN-2011 19:53:33	Bright	55.500	76	27Gam Cas	2.3000	30000.	111	48404	No
226	GOM_NL__2PRFIN20110602_200123_000000473103_00114_48404_8799.N1	02-JUN-2011 20:01:23	Bright	47.000	53	43Bet And	2.0480	3300.0	94	48404	No
227	GOM_NL__2PRFIN20110602_200407_000000563103_00114_48404_8800.N1	02-JUN-2011 20:04:07	Twilight	56.000	58	21Alp And	2.0730	11000.	112	48404	No
228	GOM_NL__2PRFIN20110602_200914_000000563103_00114_48404_8801.N1	02-JUN-2011 20:09:14	Dark	55.500	140	88Gam Peg	2.8340	26000.	111	48404	No
229	GOM_NL__2PRFIN20110602_201817_000000473103_00114_48404_8802.N1	02-JUN-2011 20:18:17	Dark	46.500	52	16Bet Cet	2.0370	4500.0	93	48404	No
230	GOM_NL__2PRFIN20110602_202719_000000693103_00114_48404_8803.N1	02-JUN-2011 20:27:19	Dark	68.500	18	24Alp PsA	1.1660	9700.0	137	48404	No
231	GOM_NL__2PRFIN20110602_203024_000000613103_00115_48405_8814.N1	02-JUN-2011 20:30:24	Dark	60.500	63	Bet Gru	2.1500	2800.0	121	48405	No
232	GOM_NL__2PRFIN20110602_203218_000000453103_00115_48405_8815.N1	02-JUN-2011 20:32:18	Dark	45.000	31	Alp Gru	1.7340	15200.	90	48405	No
233	GOM_NL__2PRFIN20110602_203707_000000423103_00115_48405_8816.N1	02-JUN-2011 20:37:07	Straylight	41.500	45	Alp Pav	1.9400	26000.	83	48405	No
234	GOM_NL__2PRFIN20110602_204423_000000403103_00115_48405_8817.N1	02-JUN-2011 20:44:23	Straylight	39.500	147	Alp Ara	2.8770	26000.	79	48405	No

3. Quality information per product

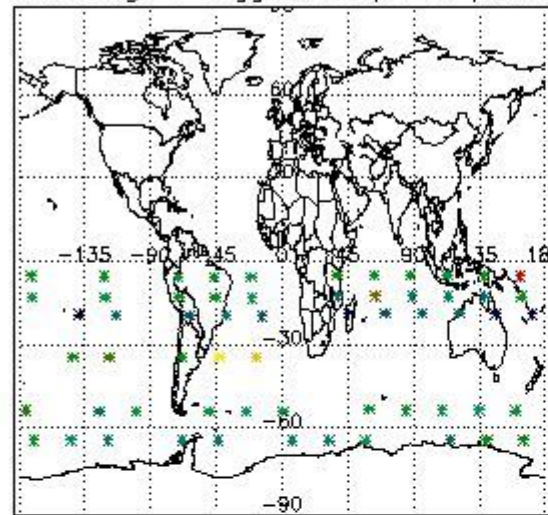
In this section it is plotted some information contained in the Quality Summary data set of the level 2 products. Only products in dark limb conditions and without errors (error flag in the MPH set to "0") are used.

3.1 Plot quality information per product (time dependant)

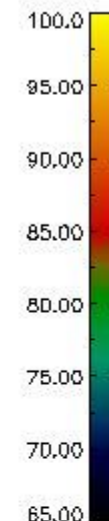
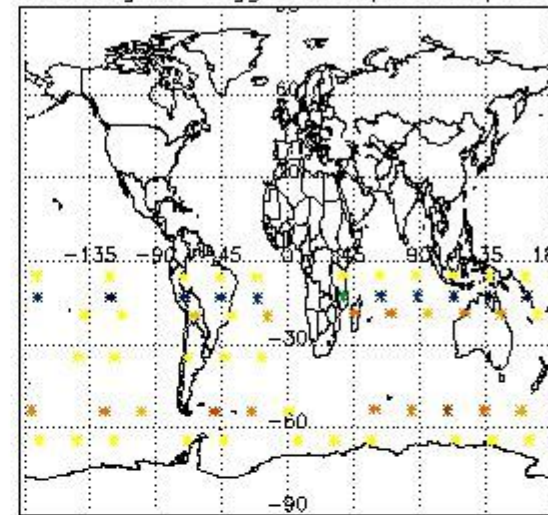


3.2 Plot quality information per product (world map)

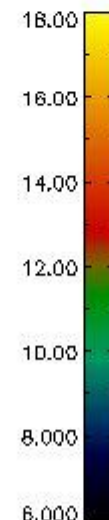
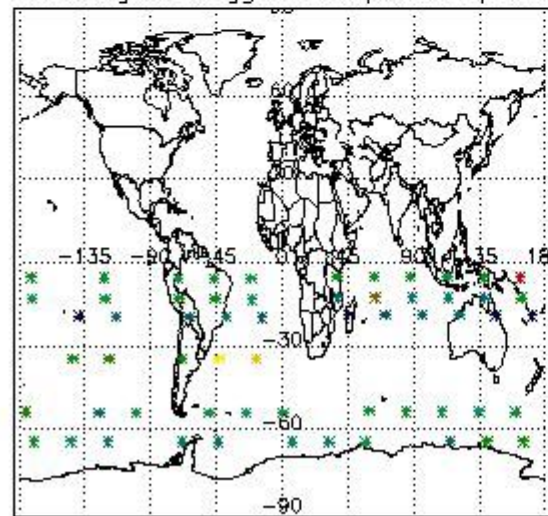
Percentage of flagged data per O3 profile



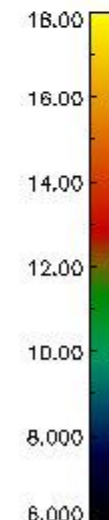
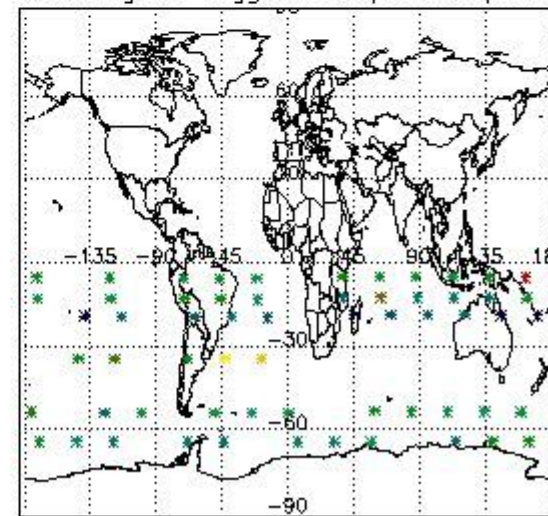
Percentage of flagged data per H2O profile



Percentage of flagged data per NO2 profile



Percentage of flagged data per NO3 profile

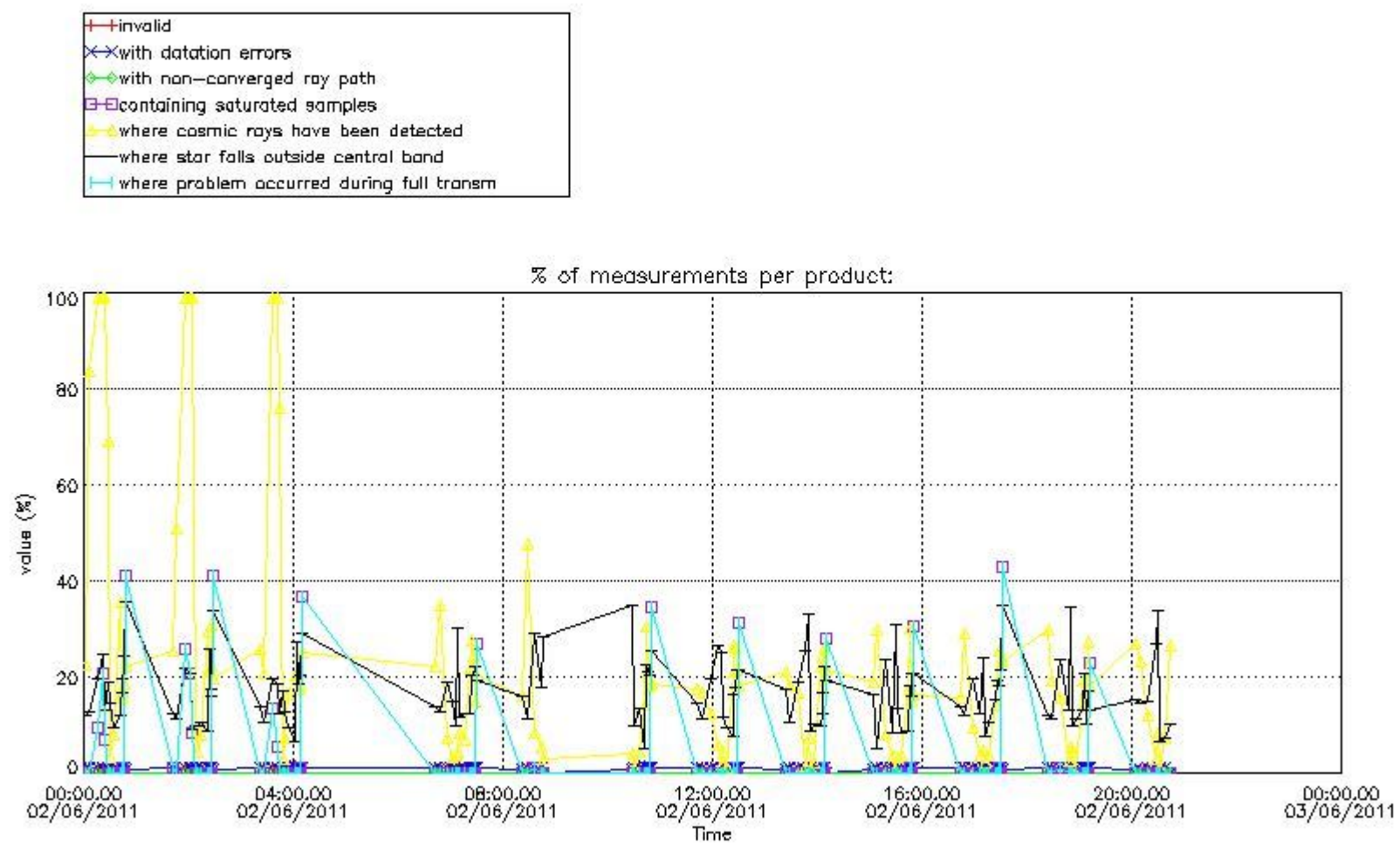


4. Level 1 quality information per product

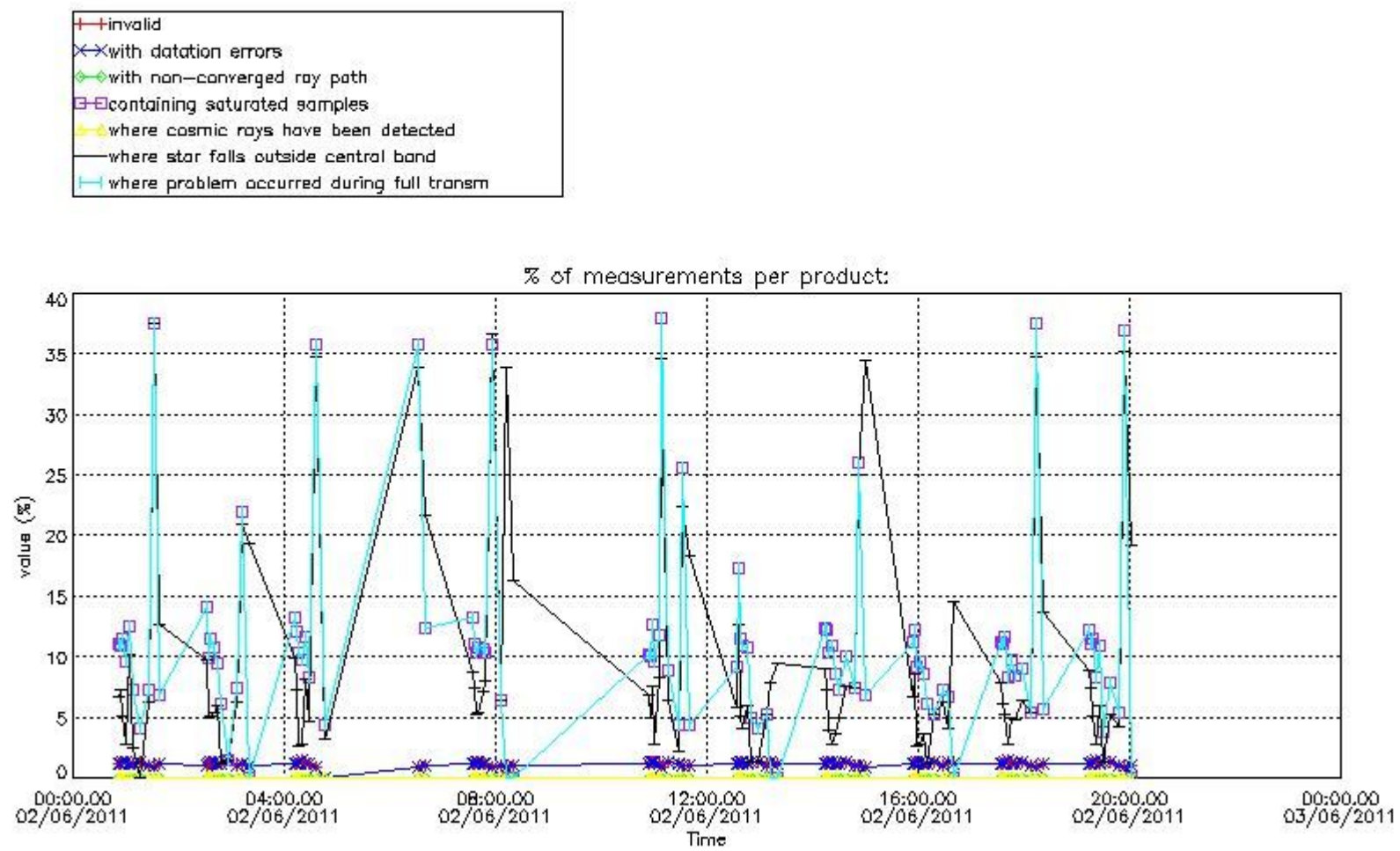
In this section it is plotted some information contained in the Quality Summary data set of the level 2 products that comes from the level 1b processing. Products without errors (error flag in the MPH set to "0") are used.

4.1 Plot quality information per product (time dependant) coming from level 1b processing

4.1.1 Plot level 1 quality information per product (time dependant): ENVISAT ASCENDING passes



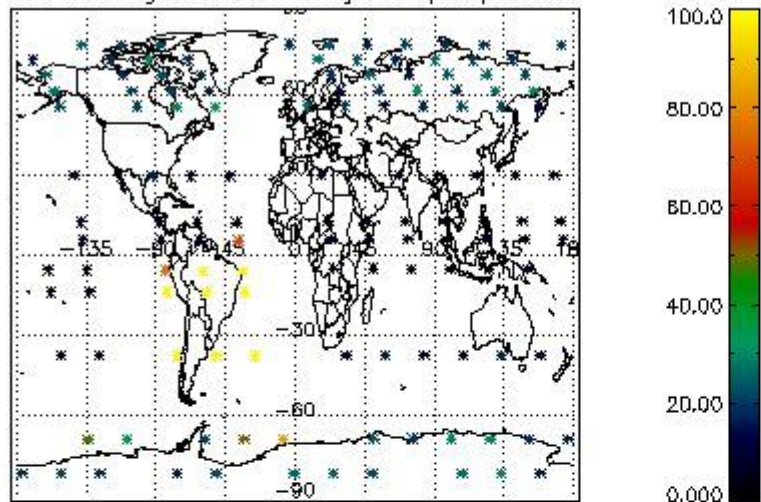
4.1.2 Plot level 1 quality information per product (time dependant): ENVI SAT DESCENDING passes



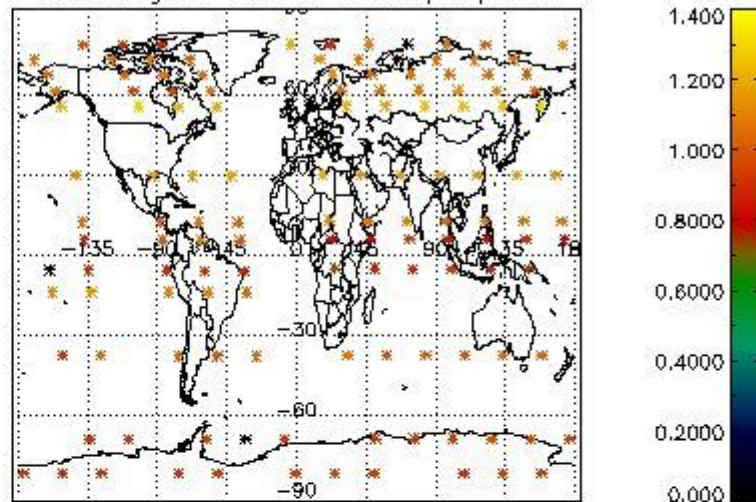
4.2 Plot quality information per product coming from level 1b processing (world map)

4.2.1 Plot level 1 quality information per product (world map): ENVISAT ASCENDING passes

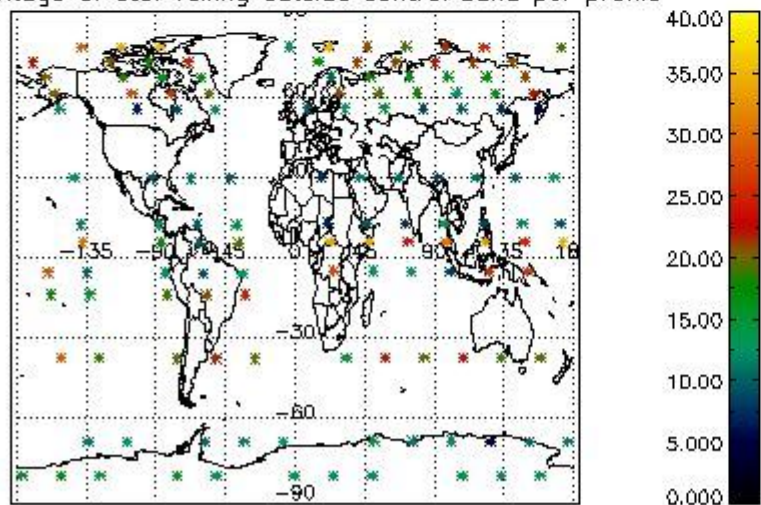
Percentage of cosmic ray hits per profile



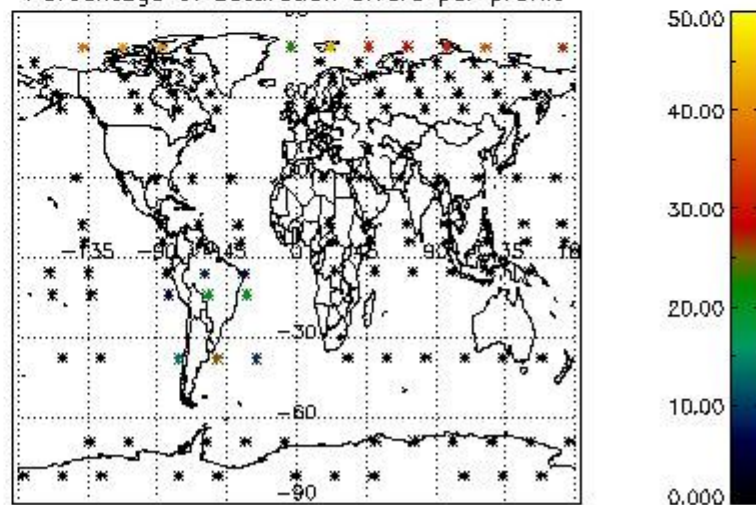
Percentage of datation errors per profile



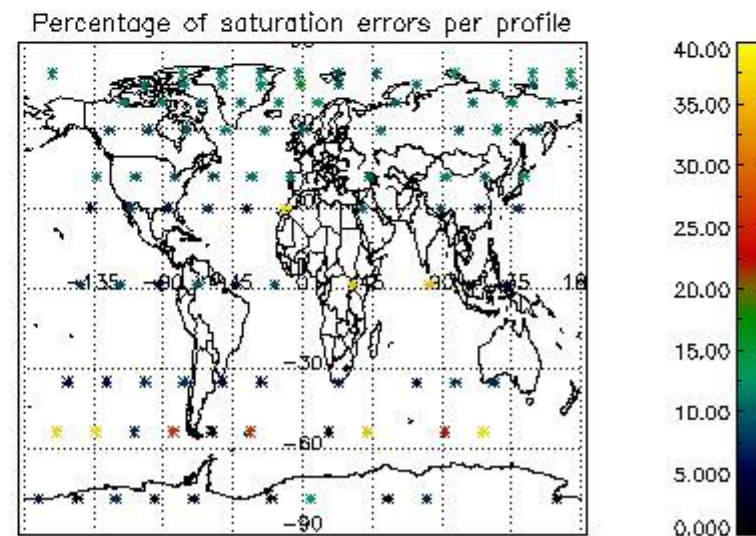
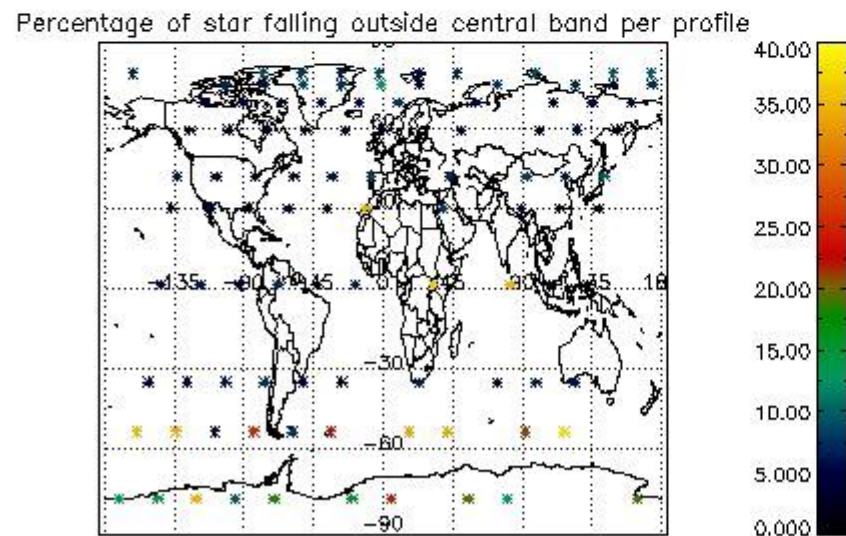
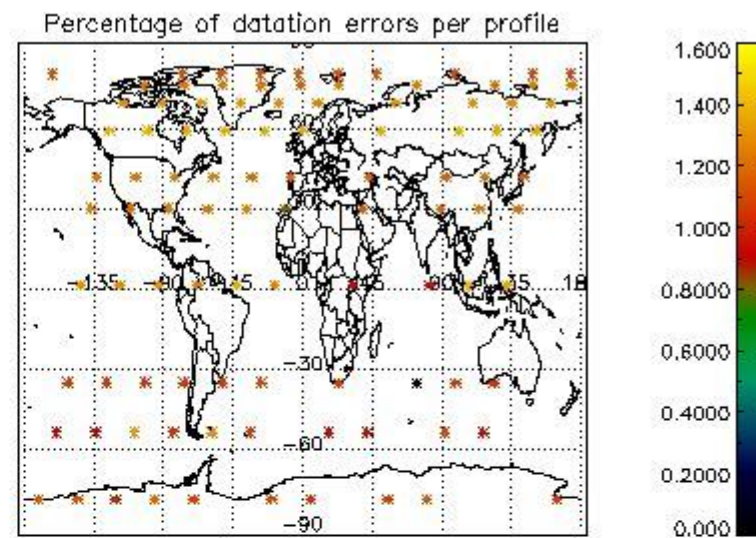
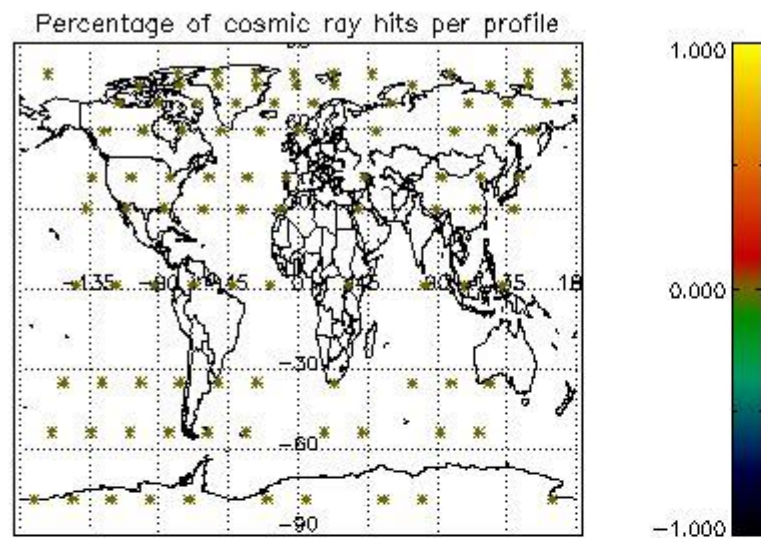
Percentage of star falling outside central band per profile



Percentage of saturation errors per profile



4.2.2 Plot level 1 quality information per product (world map): ENVISAT DESCENDING passes



5. Trace gas profiles

5.1 Ozone statistics based on quality of products

The final quality of the products can be "measured" using the STD (Standard Deviation) attached to every point profile. This information is written to the parameter GOM_NL__2P/NL_LOCAL_SPECIES_DENSITY/o3_std of the level 2 products. The table below shows the statistics for given STD ranges.

The statistics are given with respect to the overall valid production:

- Products without fatal errors: GOM_NL__2P/MPH/PRODUCT_ERR=0
- Valid point profile: GOM_NL__2P/NL_LOCAL_SPECIES_DENSITY/pcd(0)=0

The 'Criteria' is applied to valid points of dark limb products:

- Products in dark limb illumination condition: GOM_NL__2P/NL_SUMMARY_QUALITY/obs_ill_cond=0
- Products without fatal errors: GOM_NL__2P/MPH/PRODUCT_ERR=0
- Valid point profile: GOM_NL__2P/NL_LOCAL_SPECIES_DENSITY/pcd(0)=0

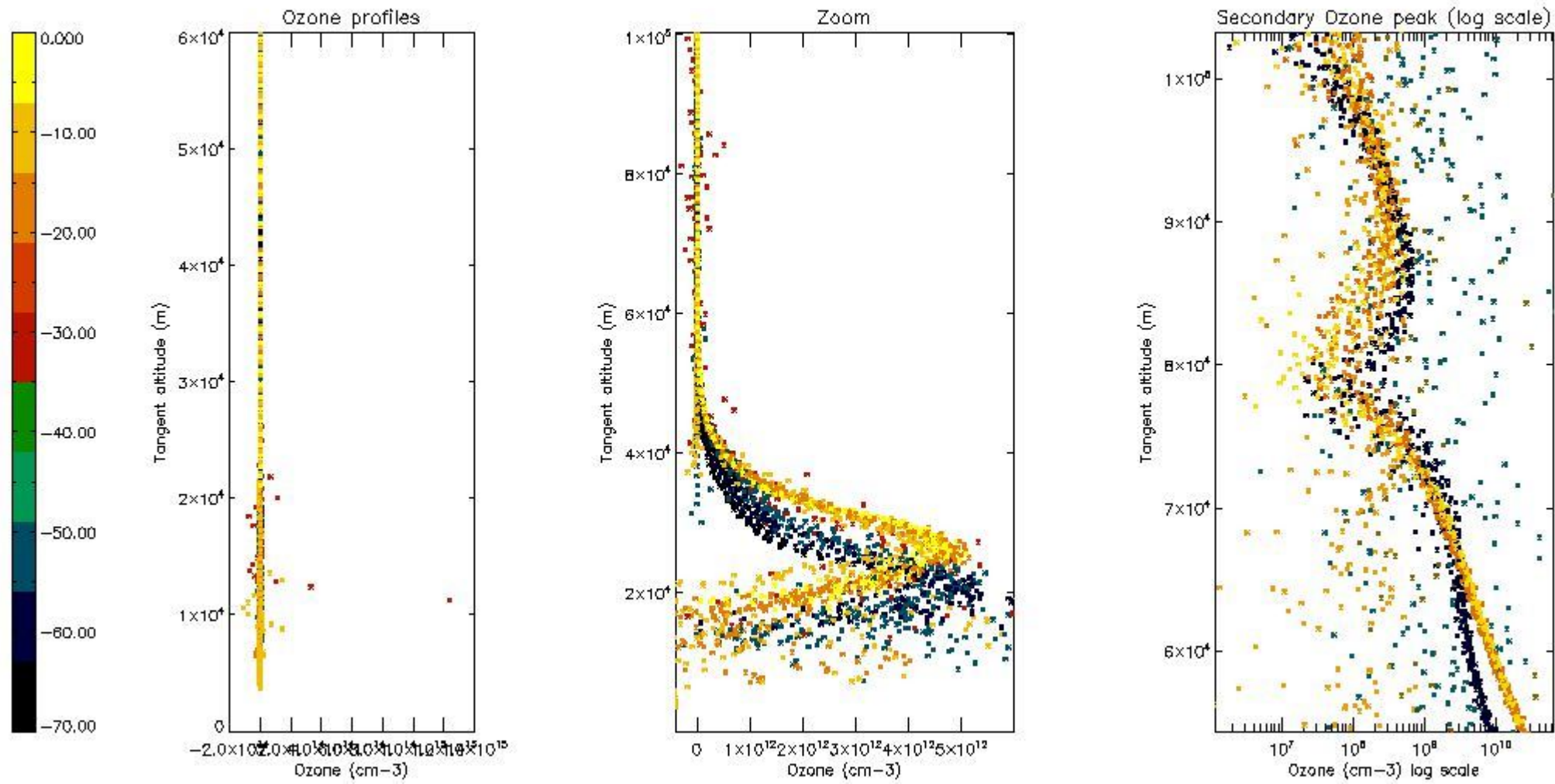
So, the table below shows the percentage of dark limb and valid observations for each criteria with respect to the overall valid daily observations.

Criteria	% of total production
All STD	30
STD < 20	14

STD < 10	10
STD < 5	7

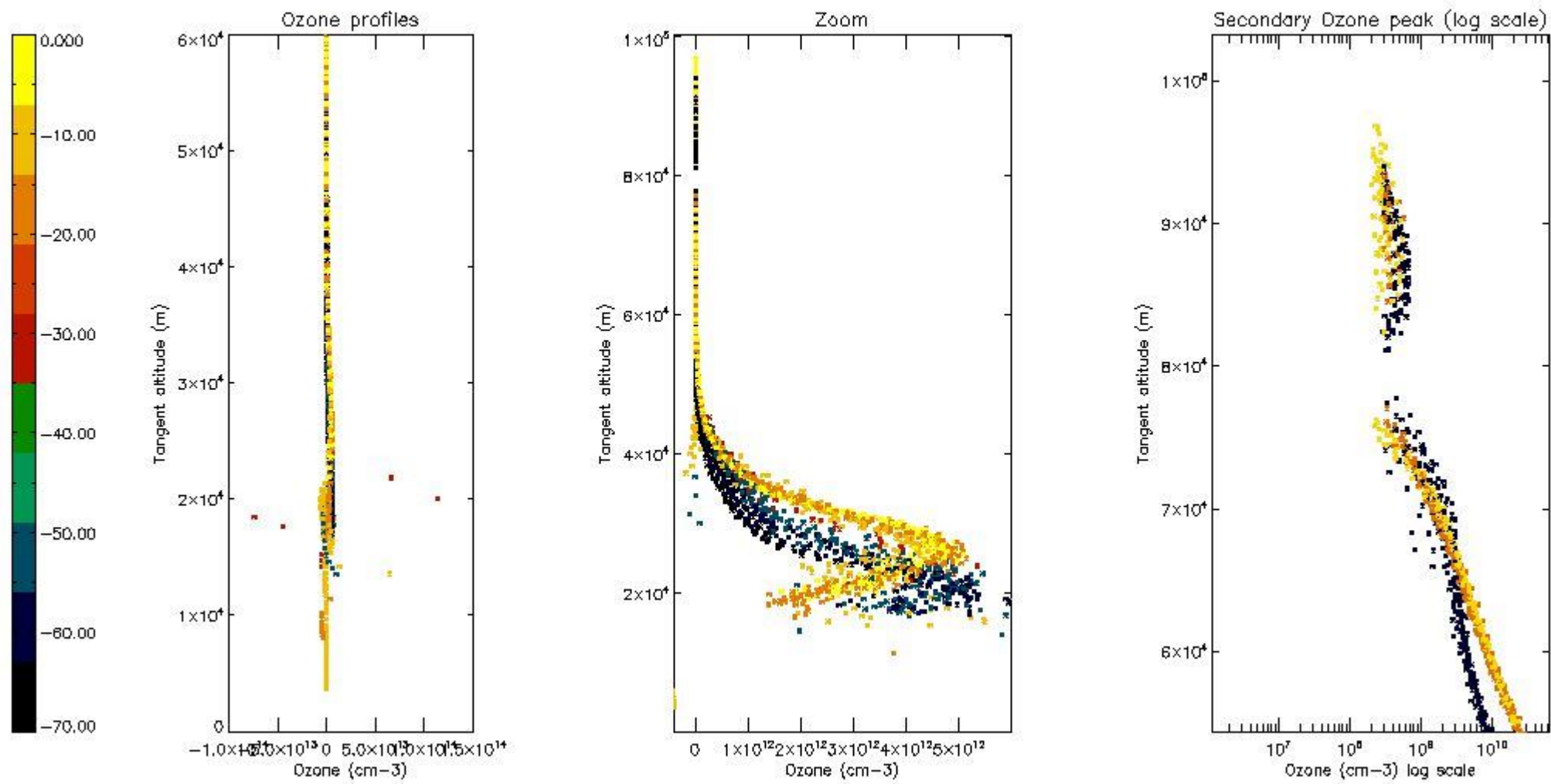
5.2 Plot ozone profiles for all STD (dark without errors)

The colorbar represents the latitude.



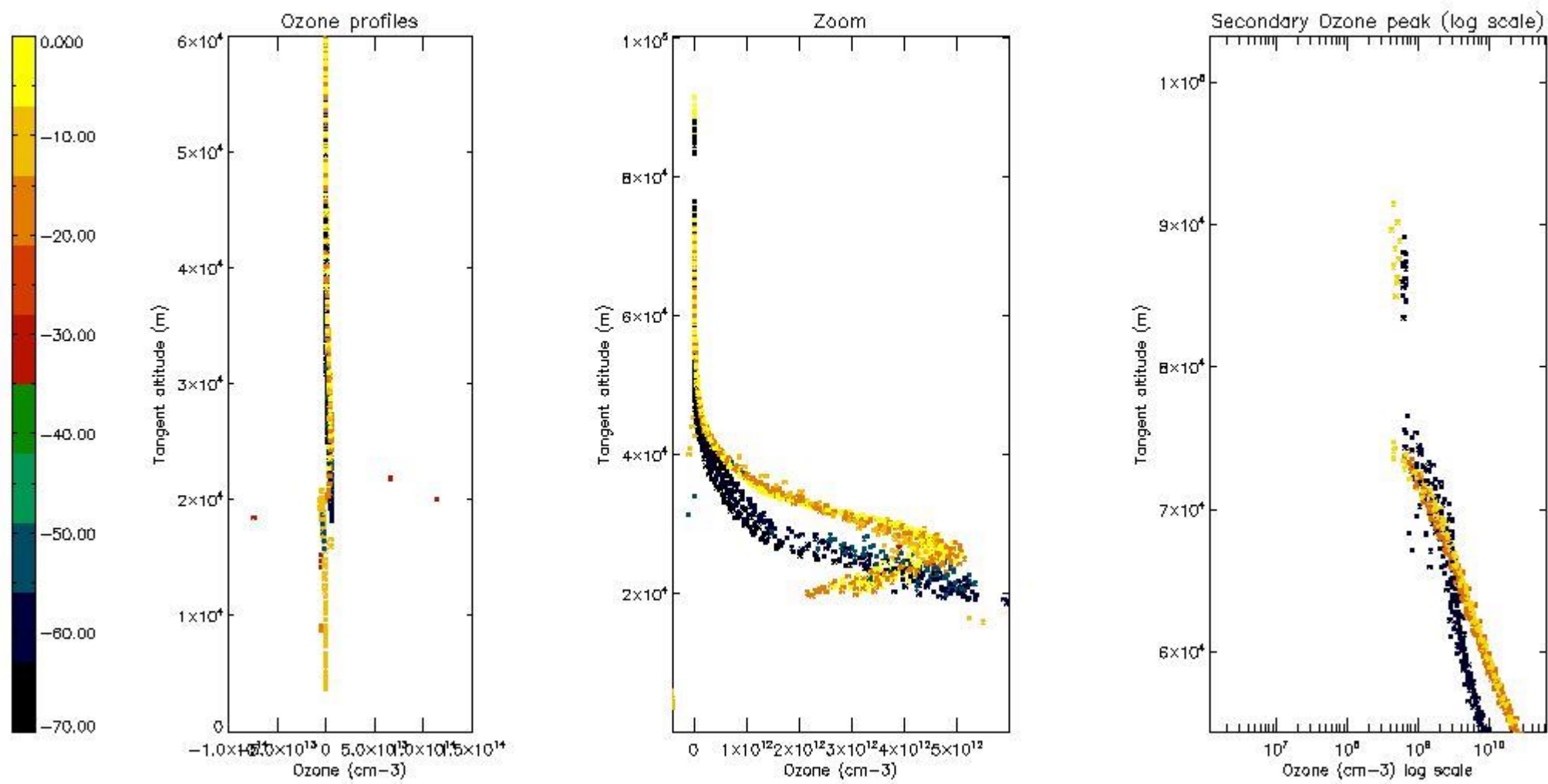
5.3 Plot ozone profiles where STD < 20% (dark without errors)

The colorbar represents the latitude.



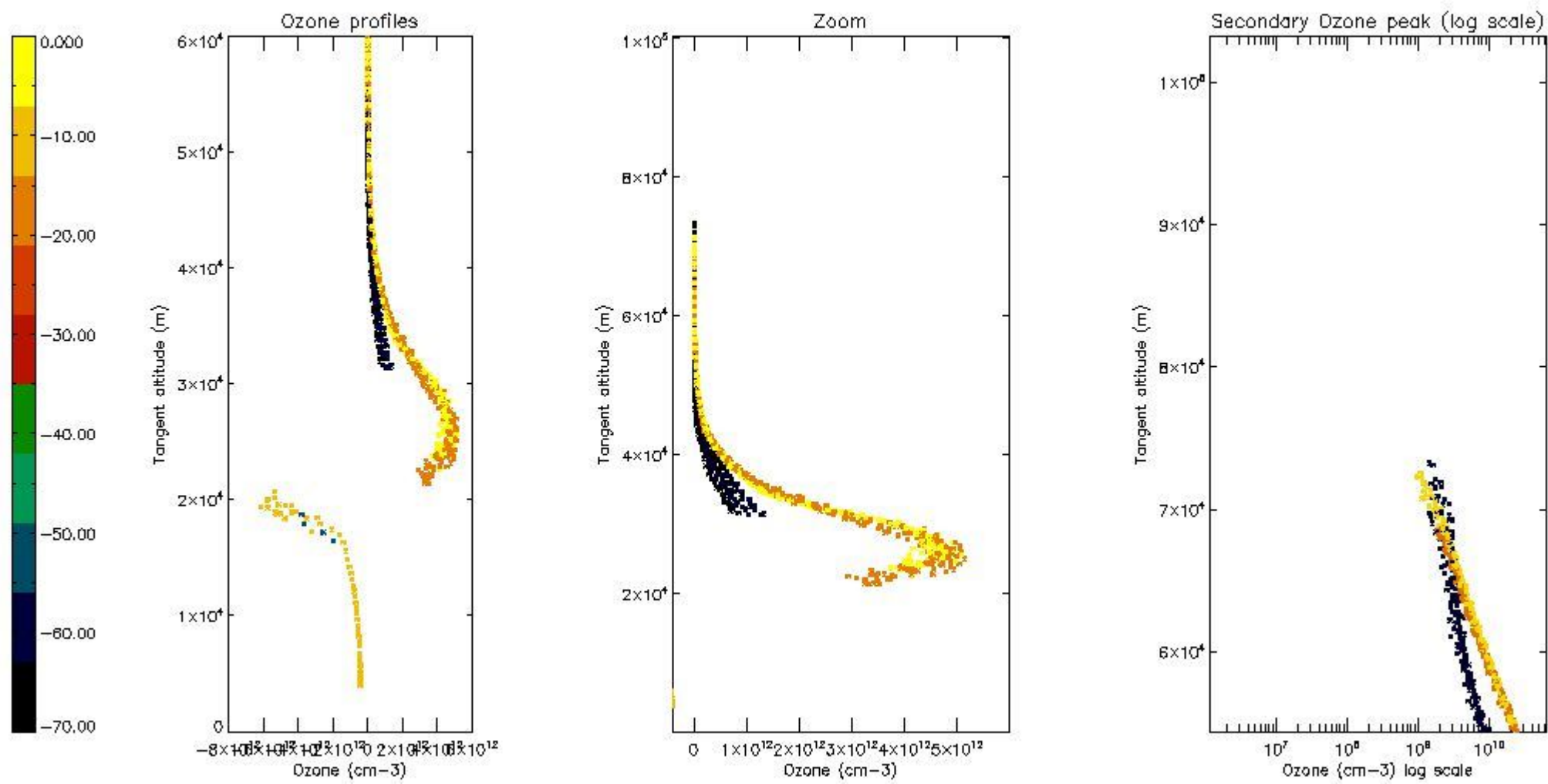
5.4 Plot ozone profiles where STD < 10% (dark without errors)

The colorbar represents the latitude.



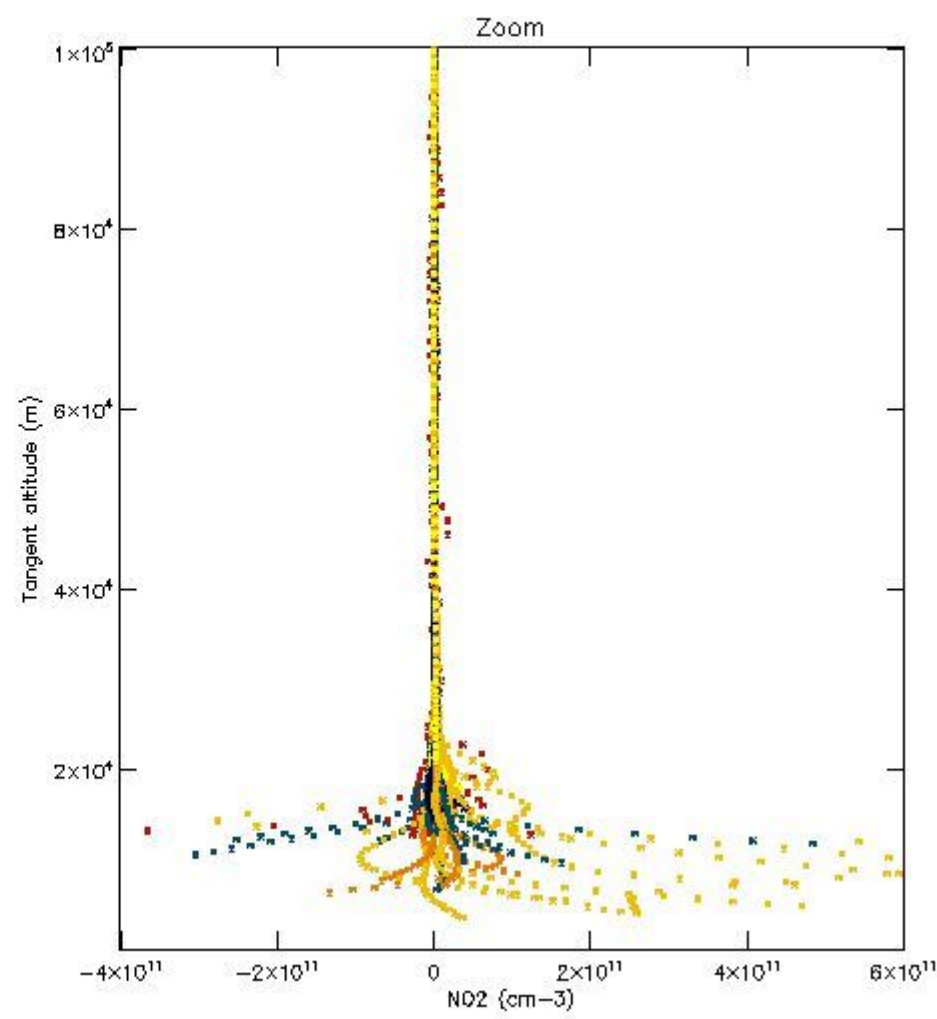
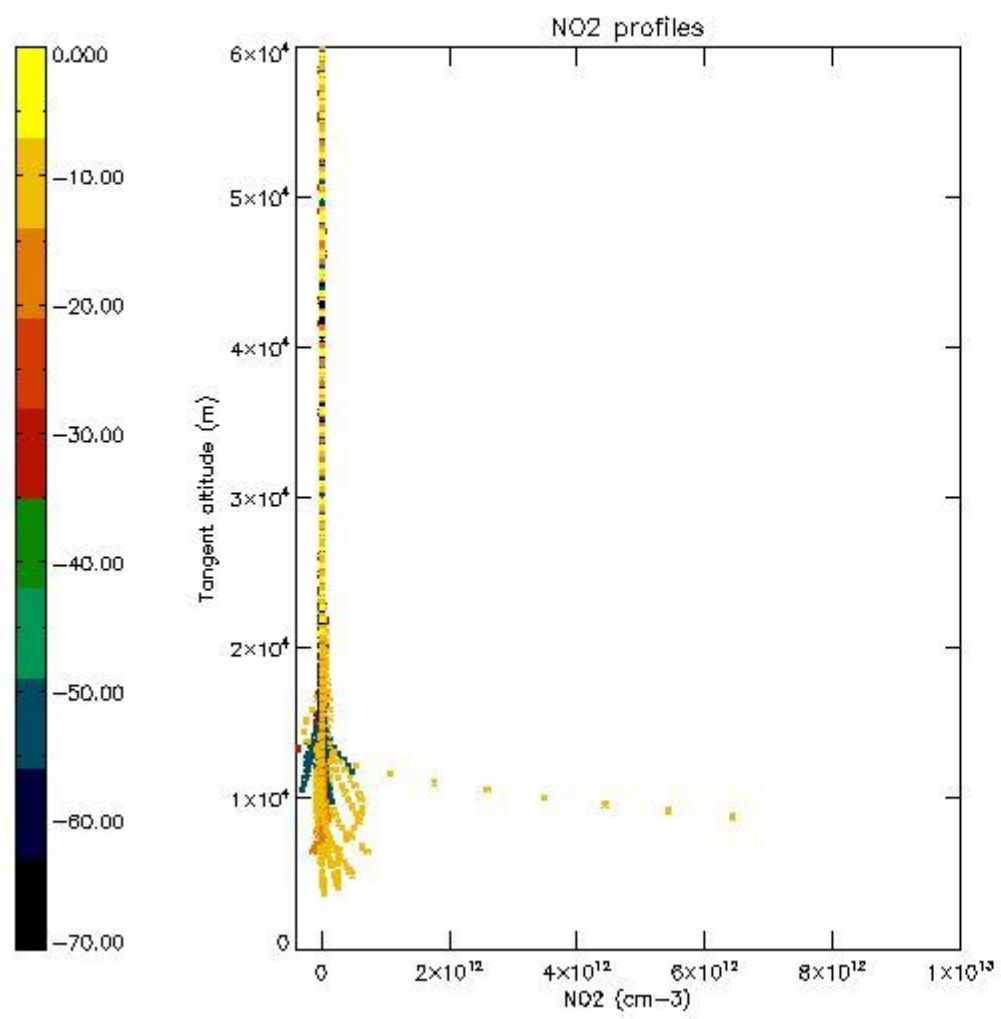
5.5 Plot ozone profiles where STD < 5% (dark without errors)

The colorbar represents the latitude.



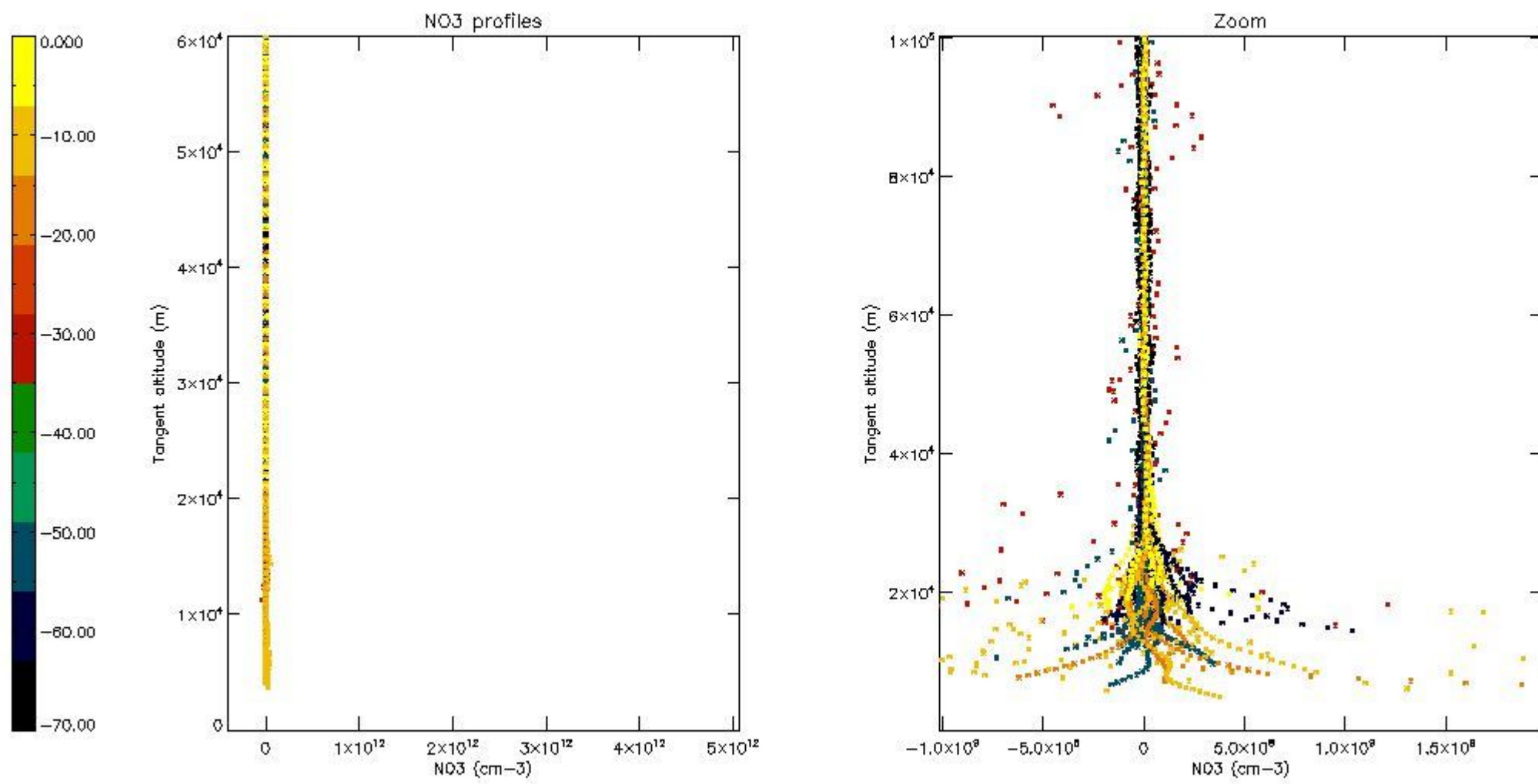
5.6 Plot NO₂ profiles for all STD (dark without errors)

The colorbar represents the latitude.



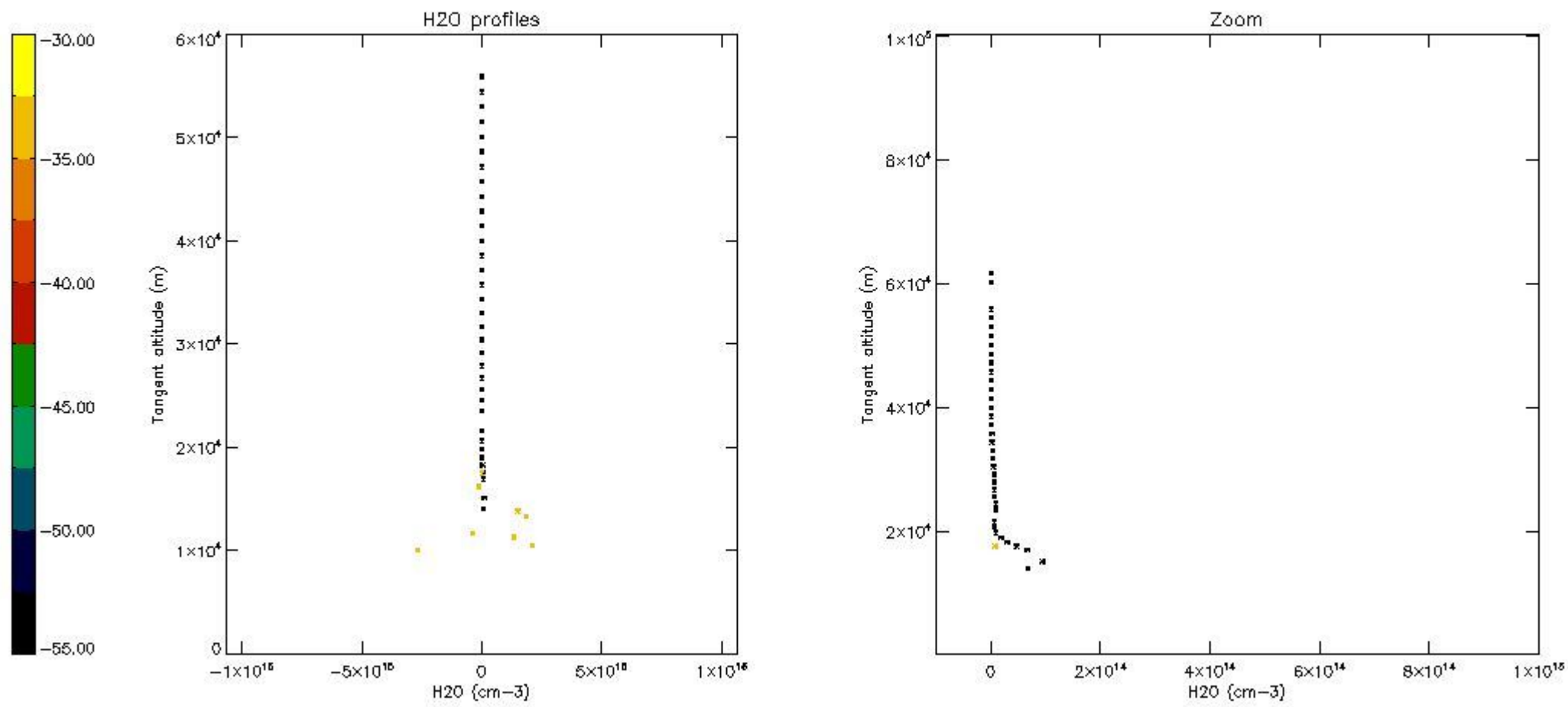
5.7 Plot NO3 profiles for all STD (dark without errors)

The colorbar represents the latitude.



5.8 Plot H₂O profiles for all STD (only for occultations of stars 1,2,3,4,13,14,16,26,63 dark without errors)

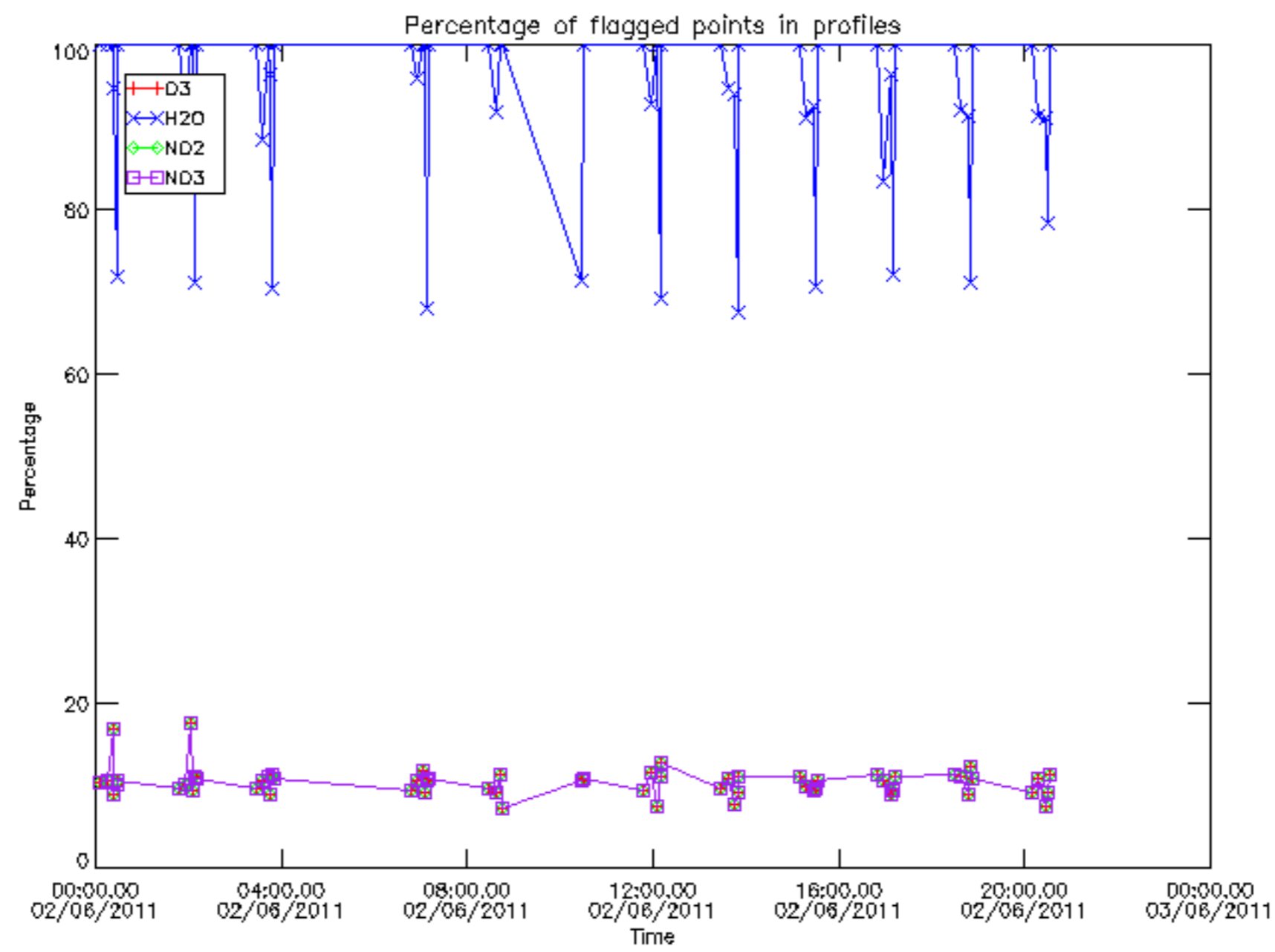
The colorbar represents the latitude.



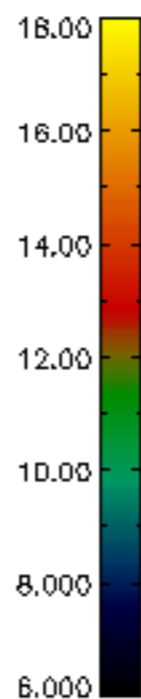
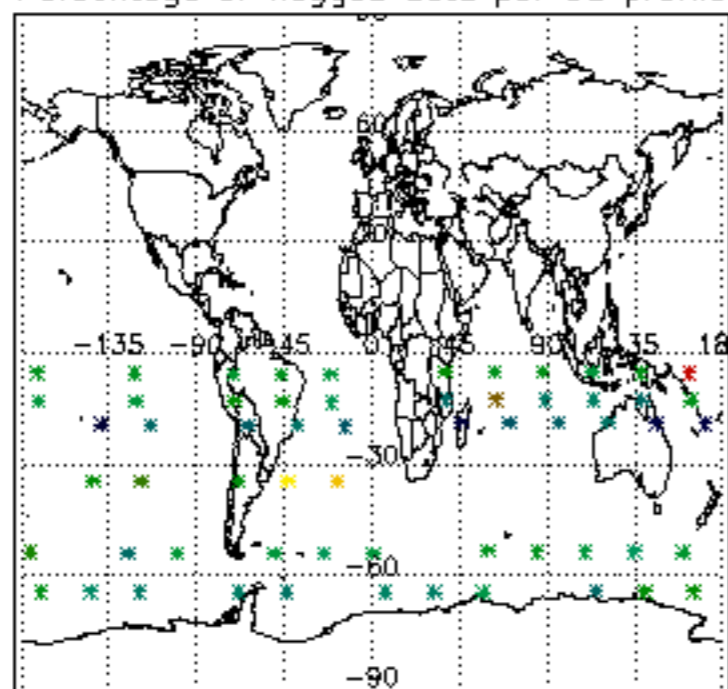
6. Auxiliary Data Files used for the production reported in section 2

The number reported in the third column indicates since which file (see list in section 2) the corresponding auxiliary file has been used. The fourth column is the date of those product files.

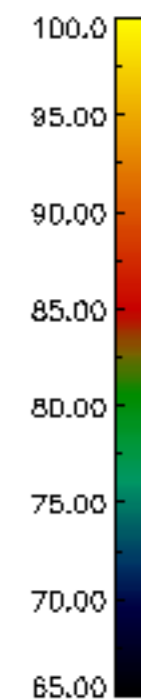
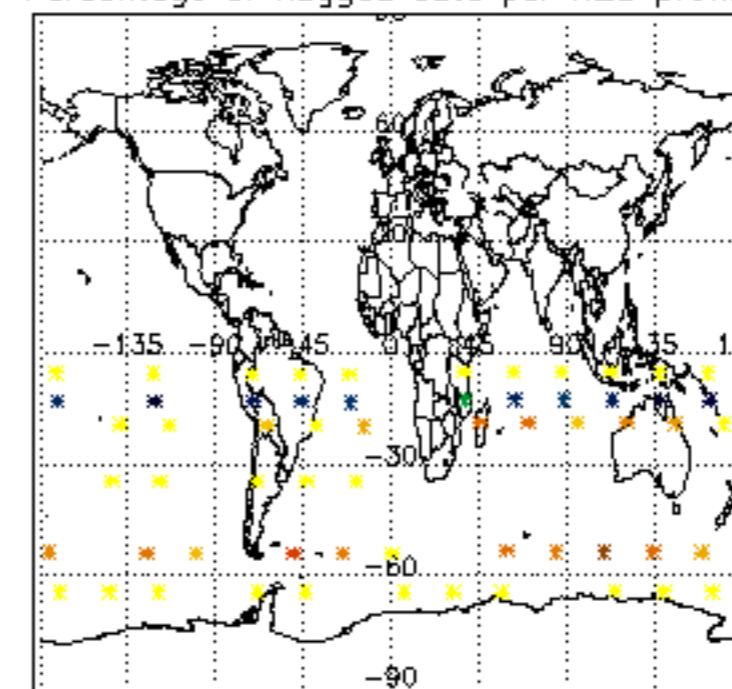
Type	Auxiliary Filename	Used since product	Used since product date
INST_PHYS_CHARACTERISTICS	GOM_INS_AXVIEC20091111_143220_20030716_120000_20500101_000000	1	02-JUN-2011 00:01:16
LEVEL-2_PROC_CONFIG	GOM_PR2_AXVIEC20091111_152718_20020301_000000_20500101_000000	1	02-JUN-2011 00:01:16
CROSS_SECTIONS_FILE	GOM_CRS_AXVIEC20091111_154832_20020301_000000_20500101_000000	1	02-JUN-2011 00:01:16



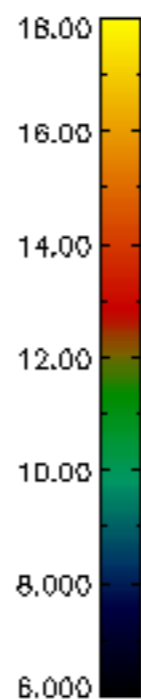
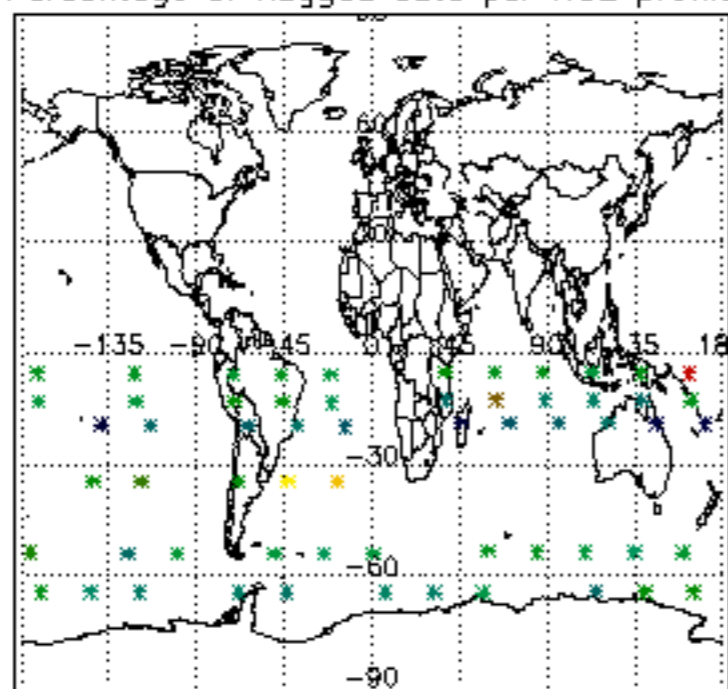
Percentage of flagged data per D3 profile



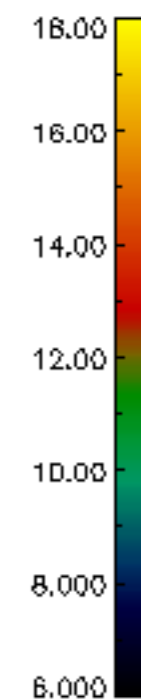
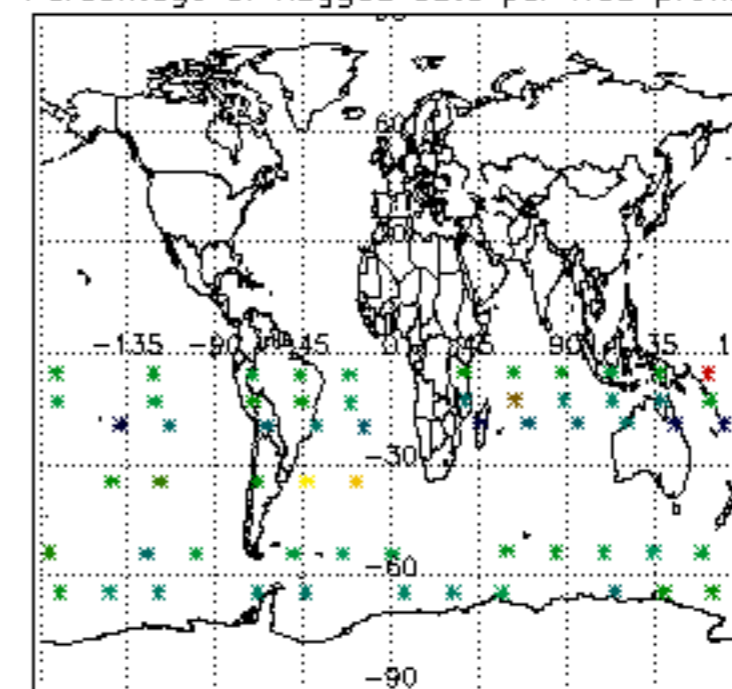
Percentage of flagged data per H2O profile

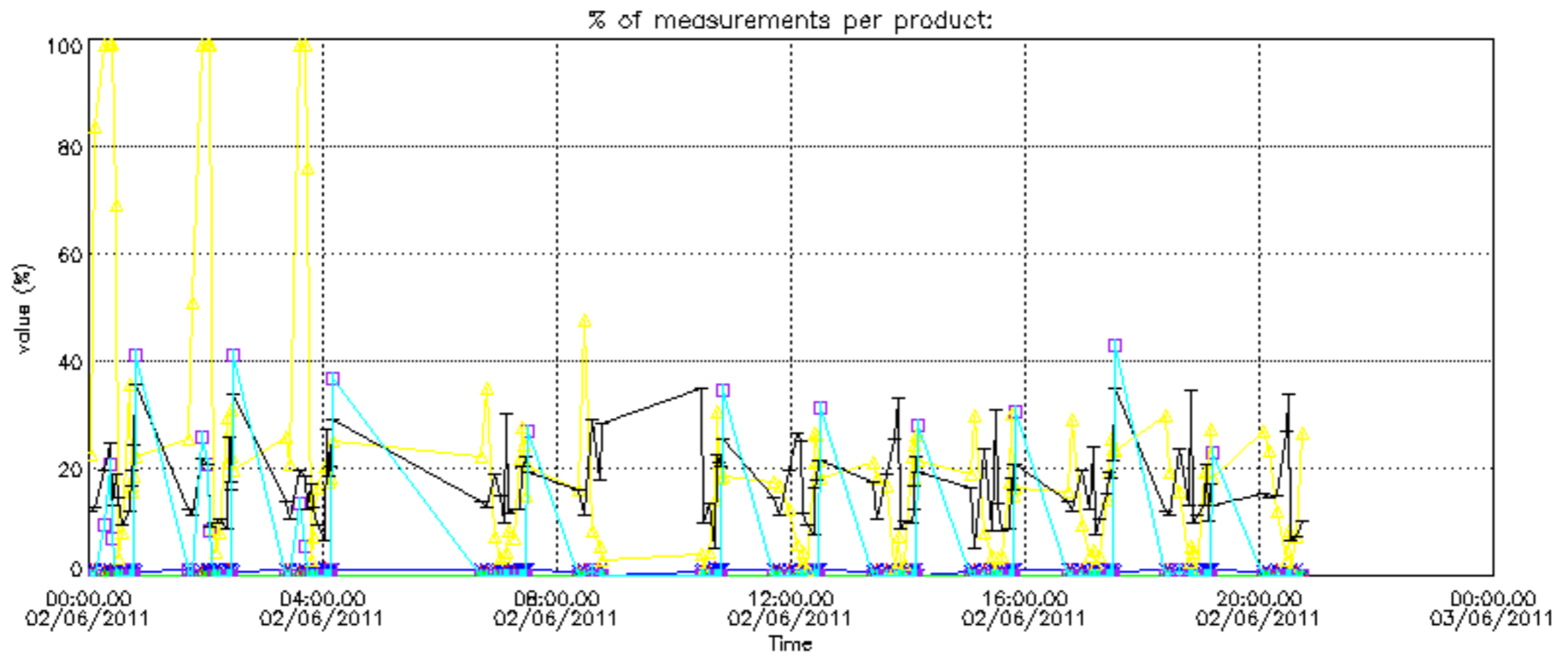


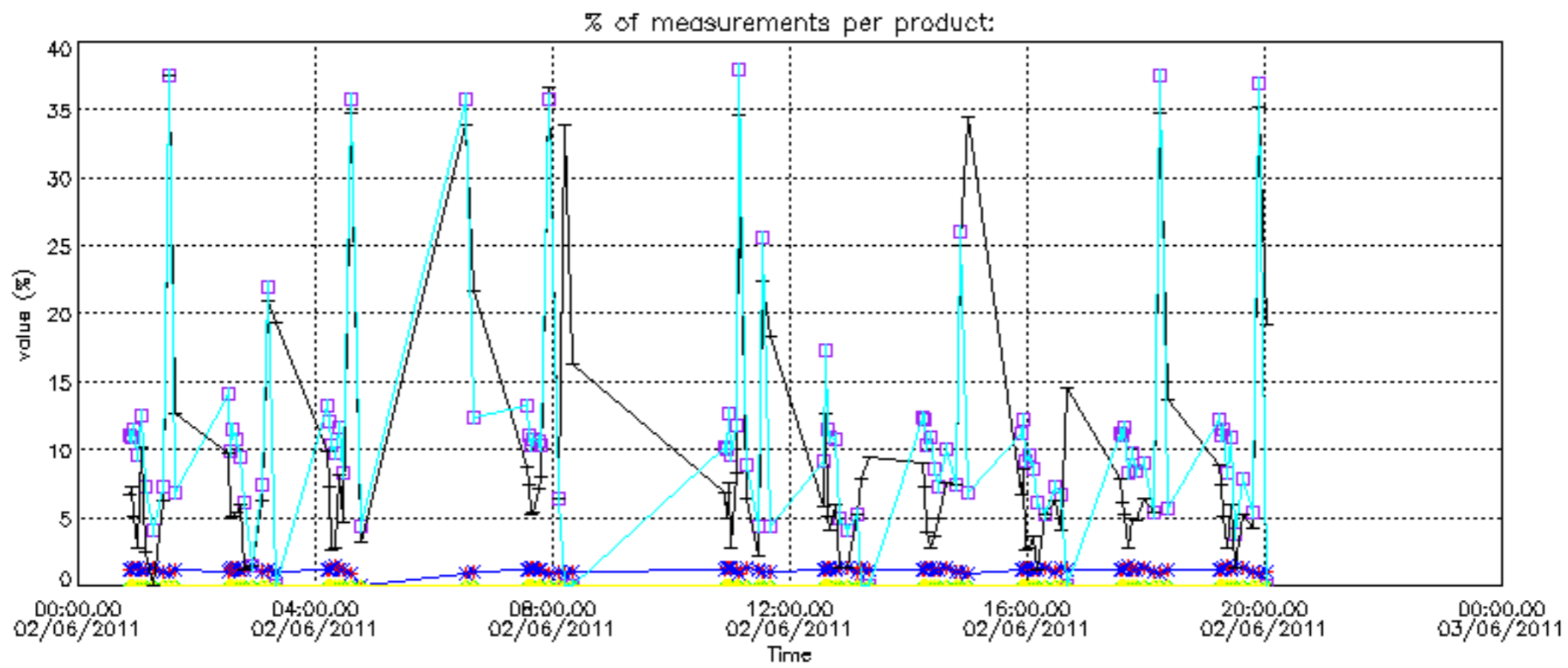
Percentage of flagged data per NO2 profile



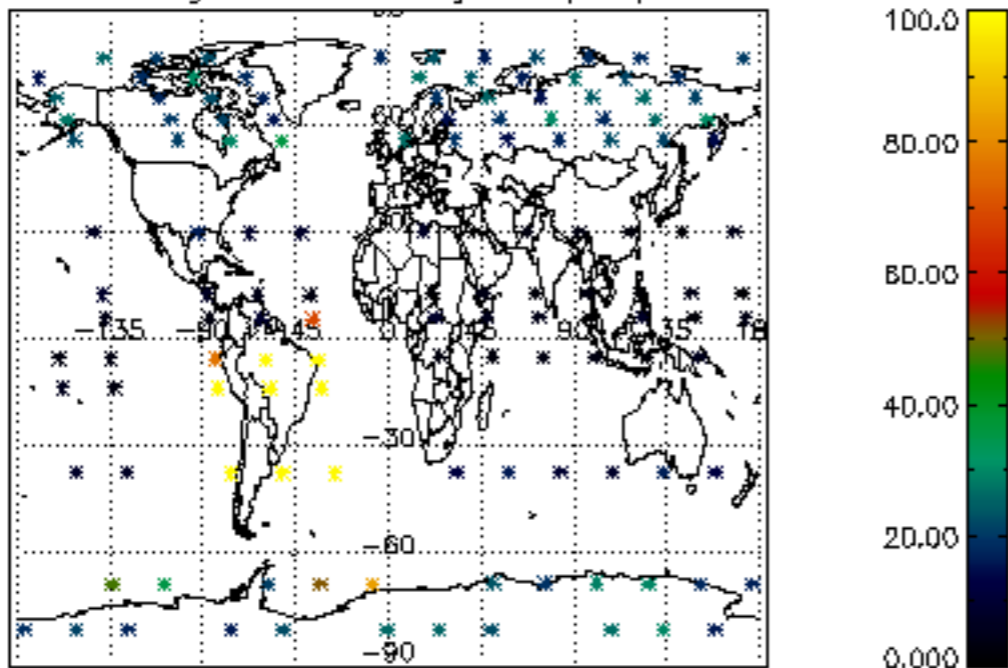
Percentage of flagged data per NO3 profile



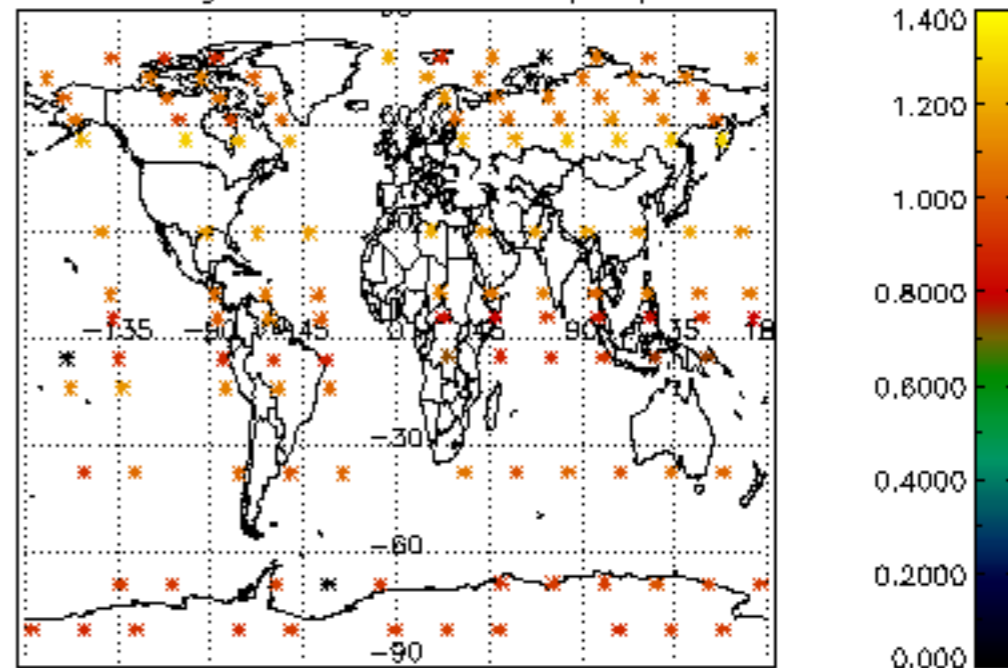




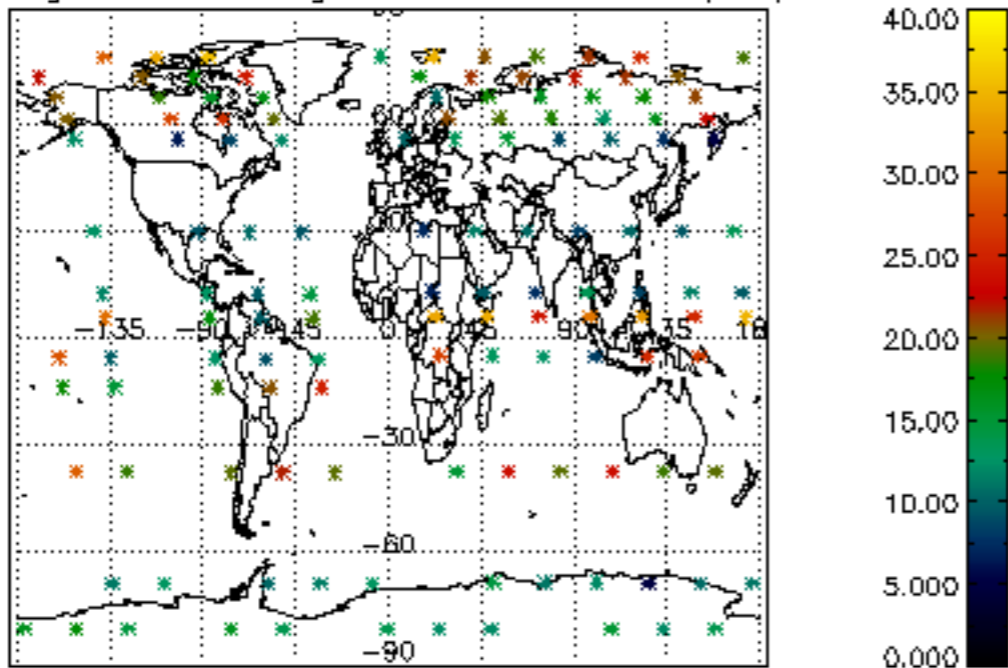
Percentage of cosmic ray hits per profile



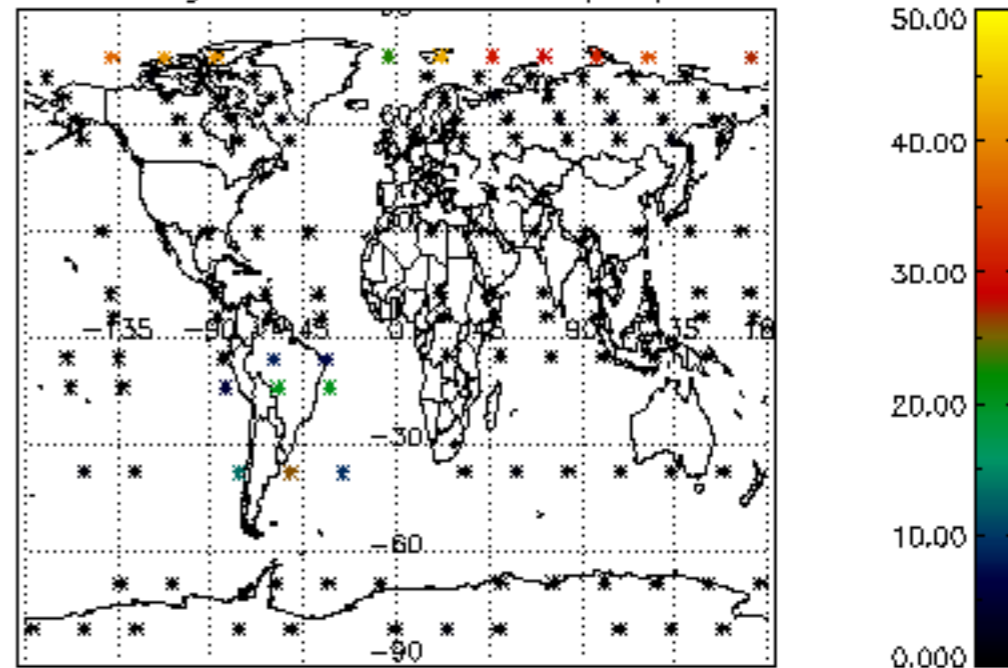
Percentage of datation errors per profile



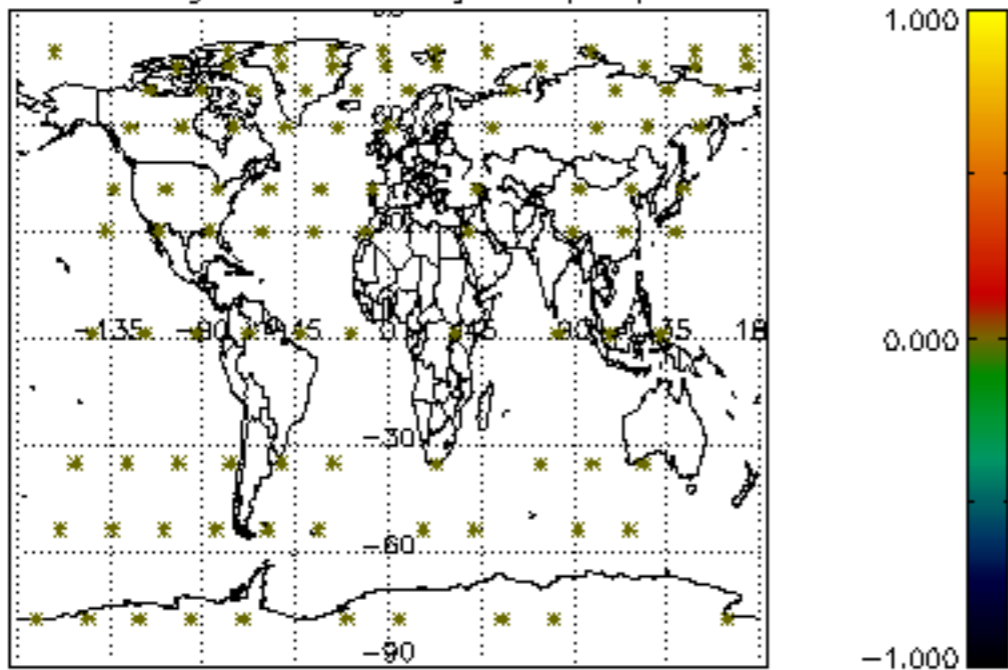
Percentage of star falling outside central band per profile



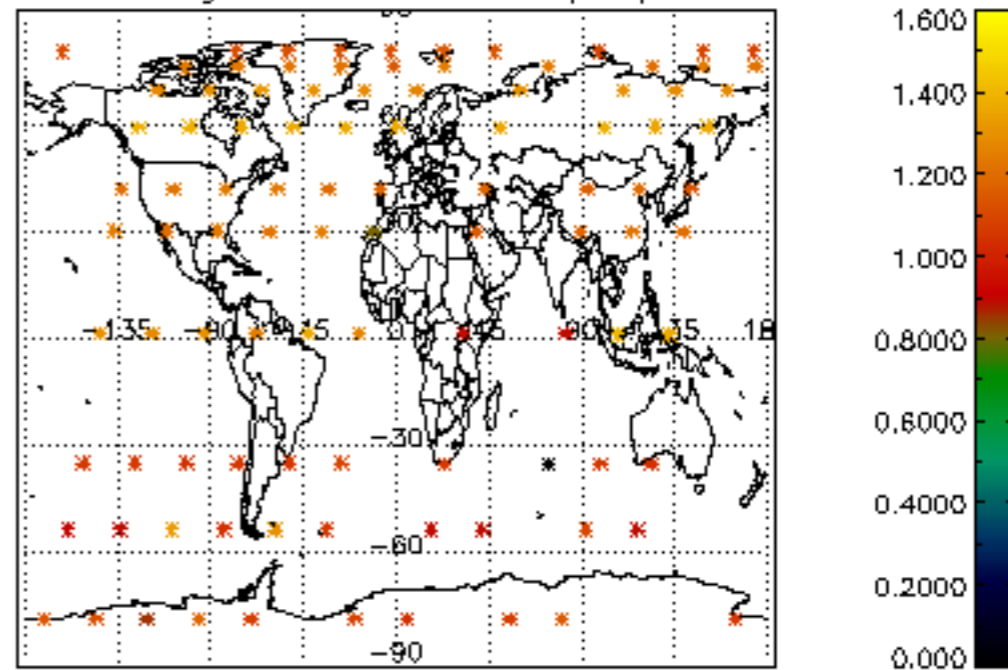
Percentage of saturation errors per profile



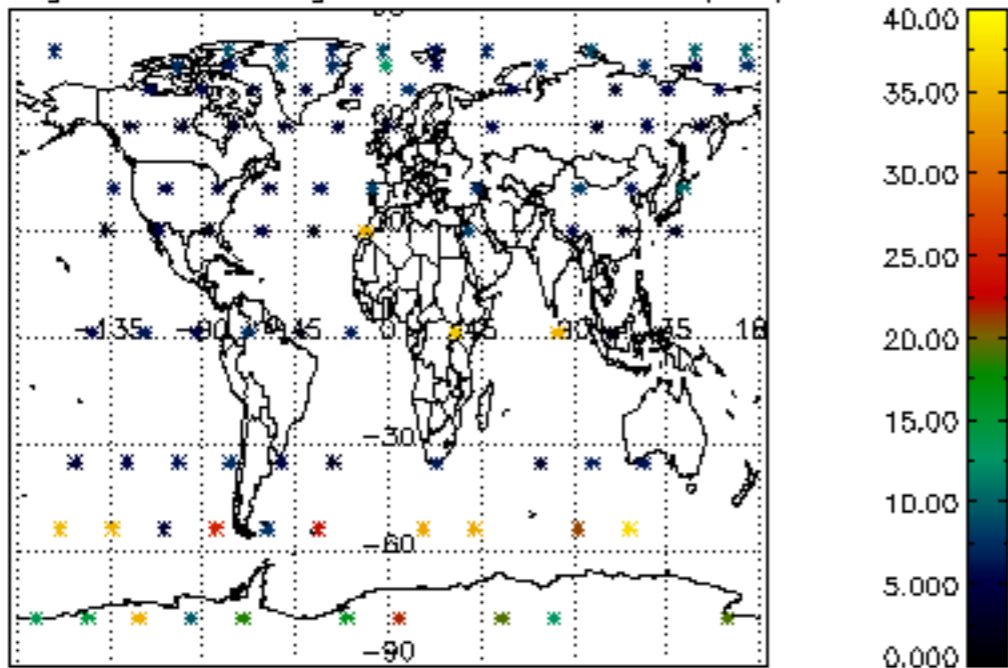
Percentage of cosmic ray hits per profile



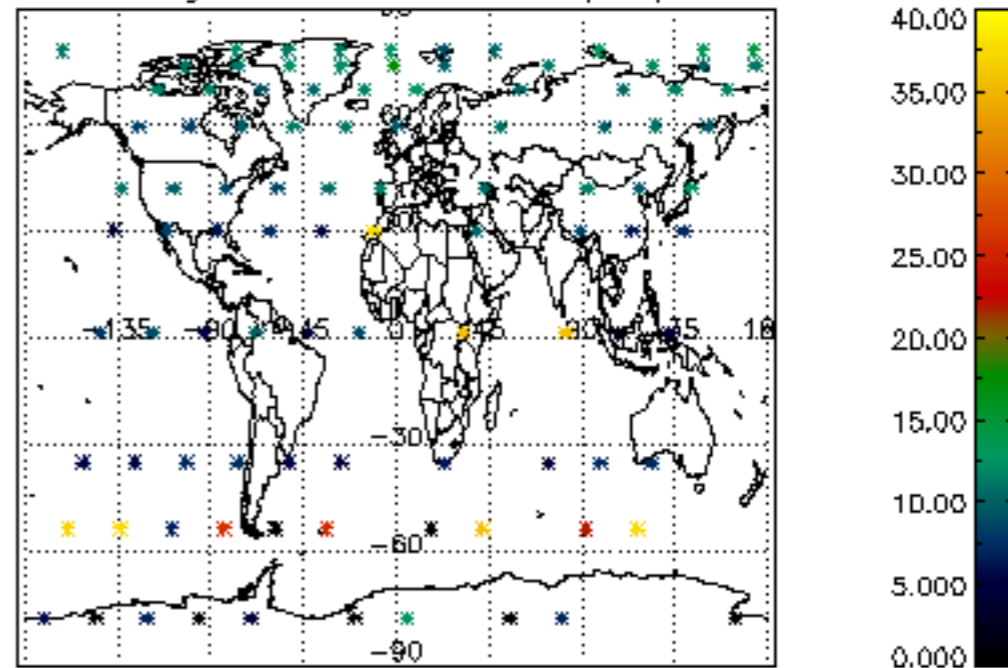
Percentage of datation errors per profile

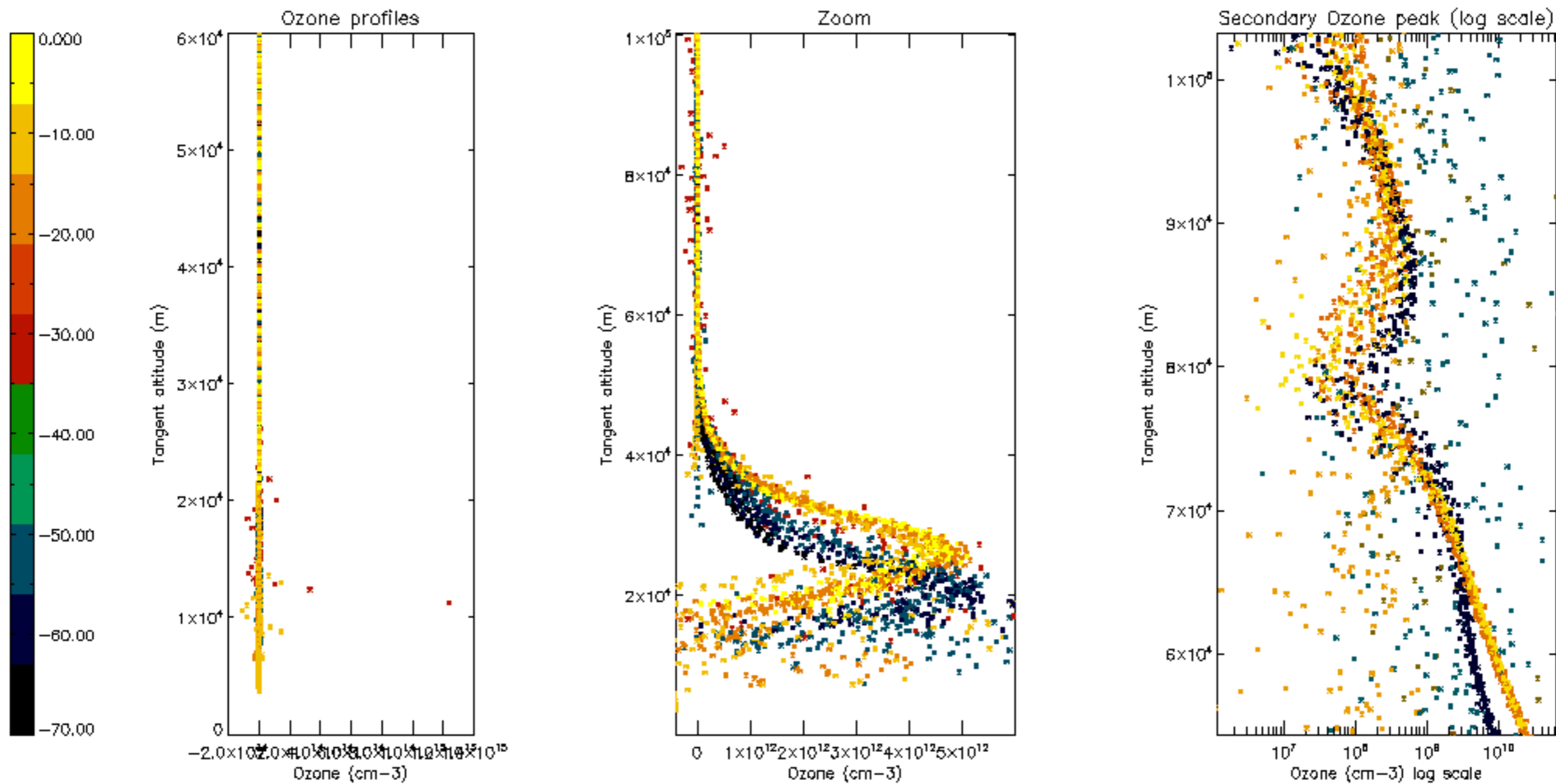


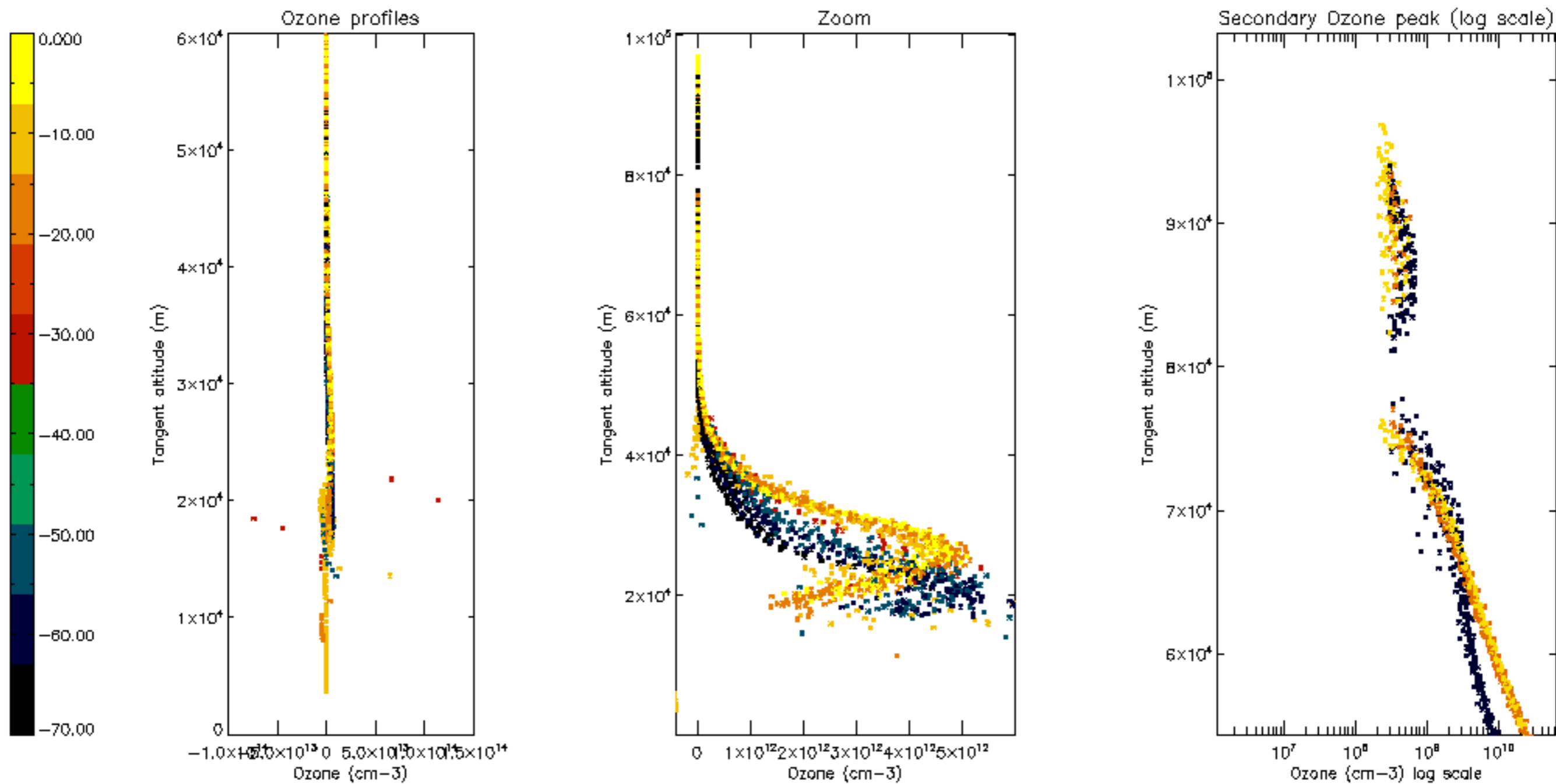
Percentage of star falling outside central band per profile

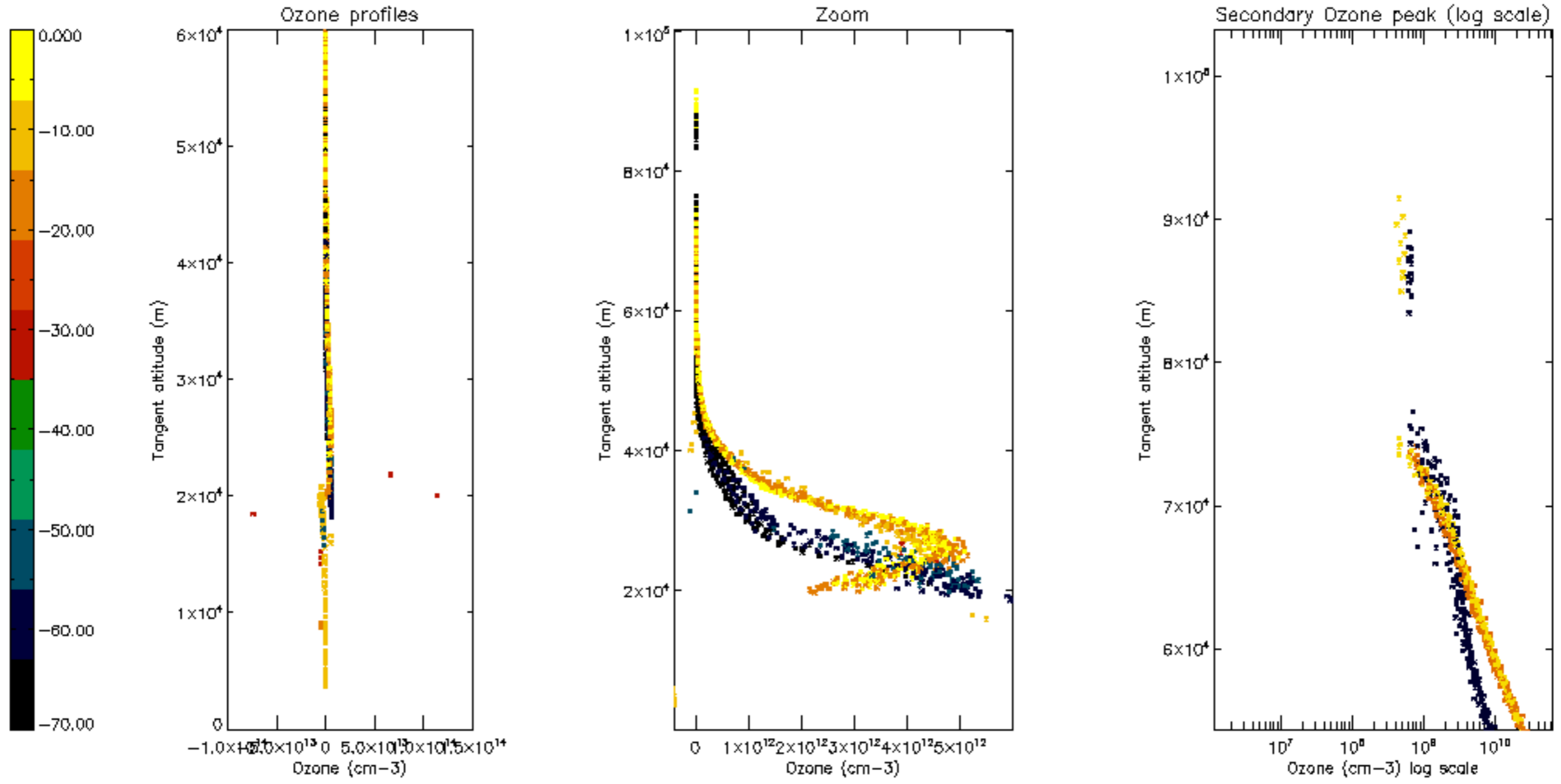


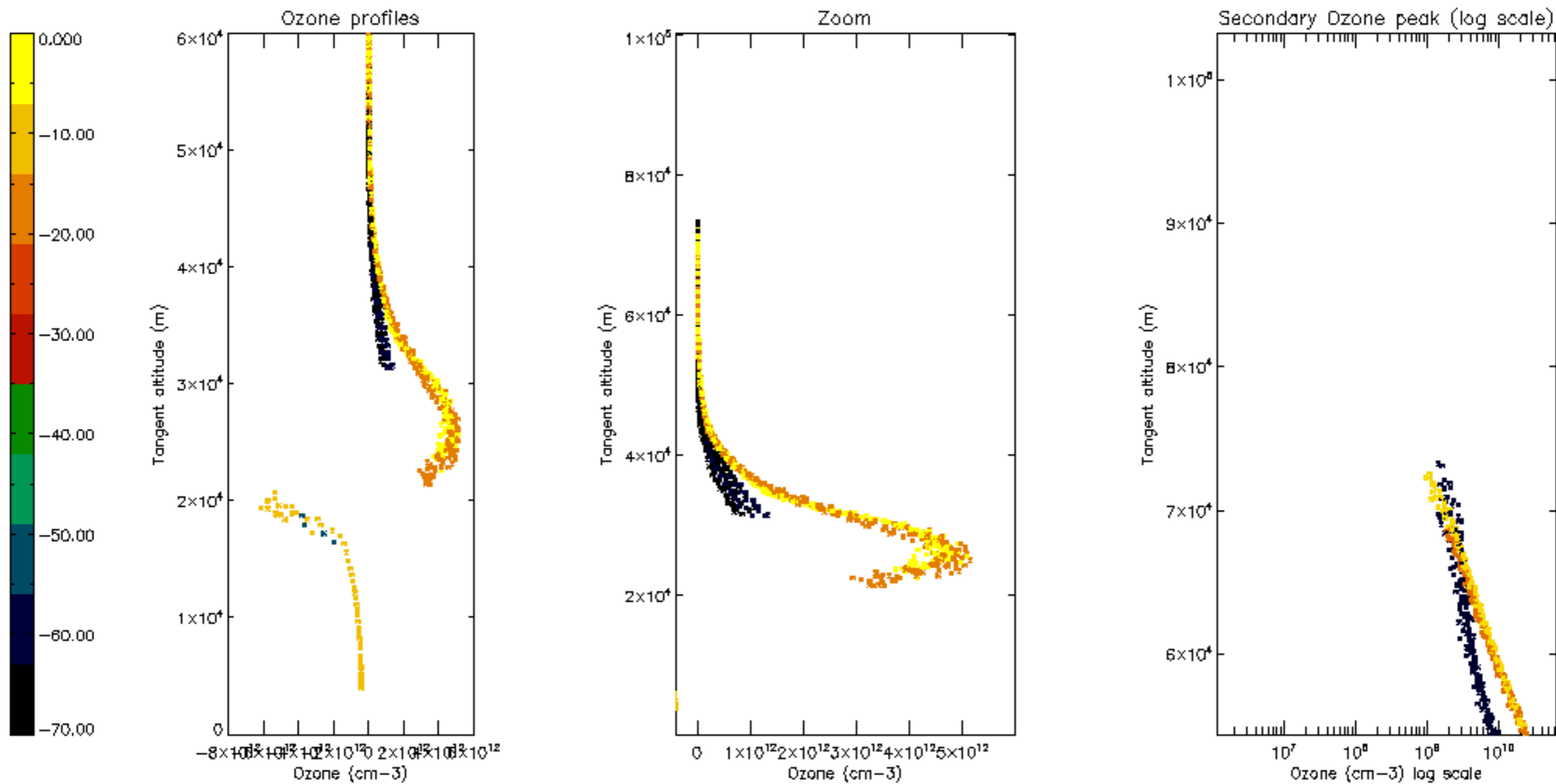
Percentage of saturation errors per profile

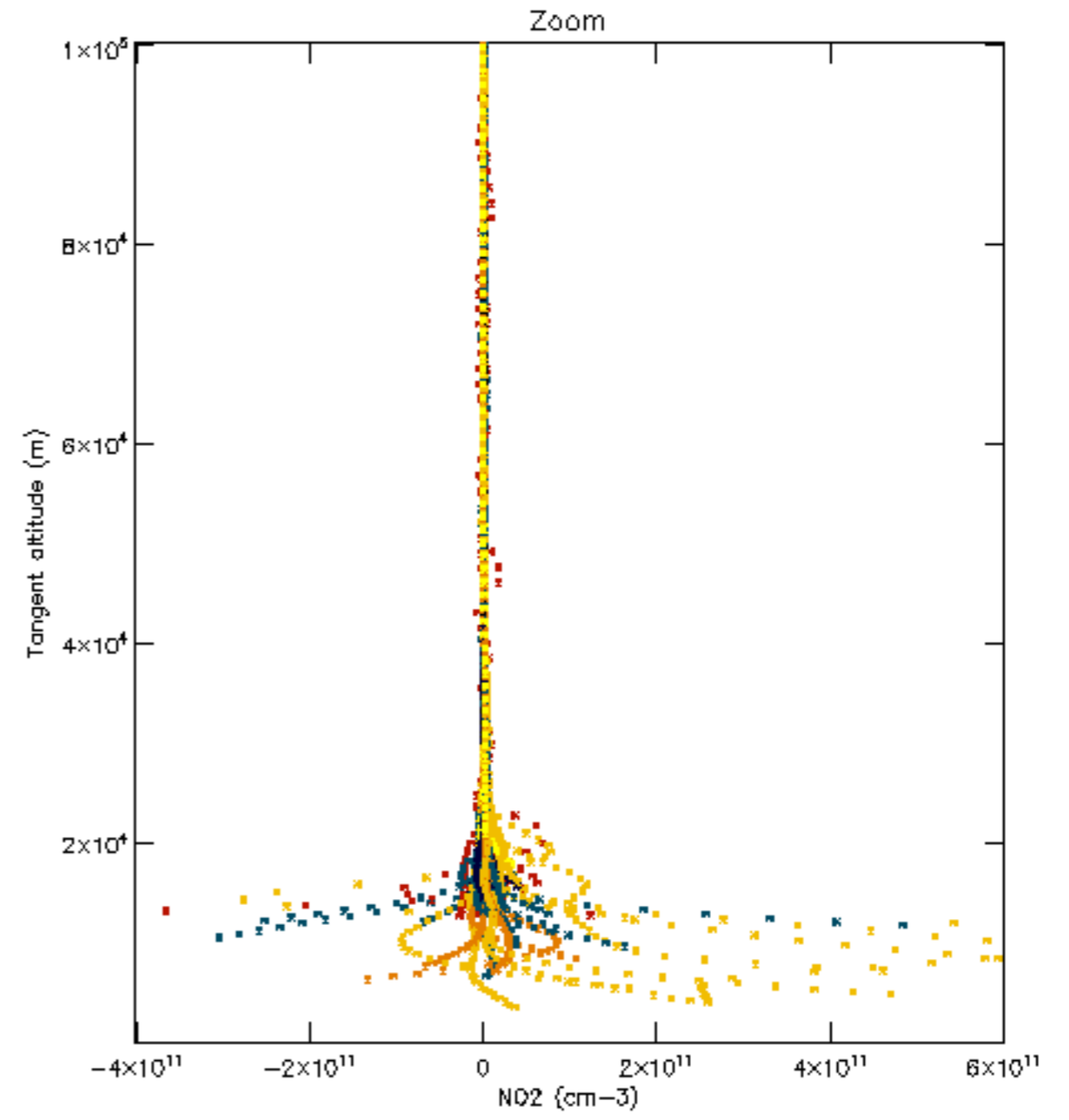
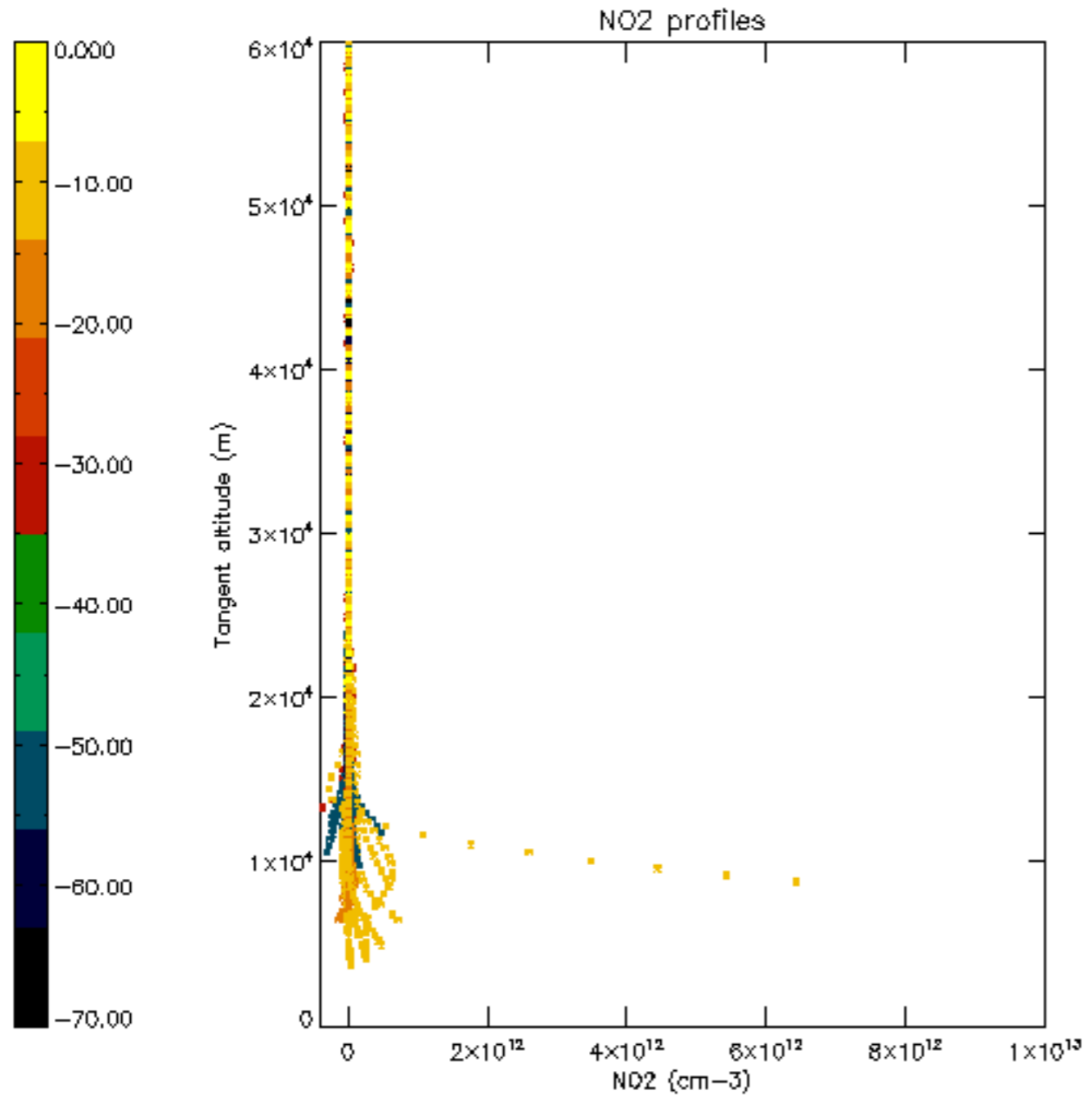


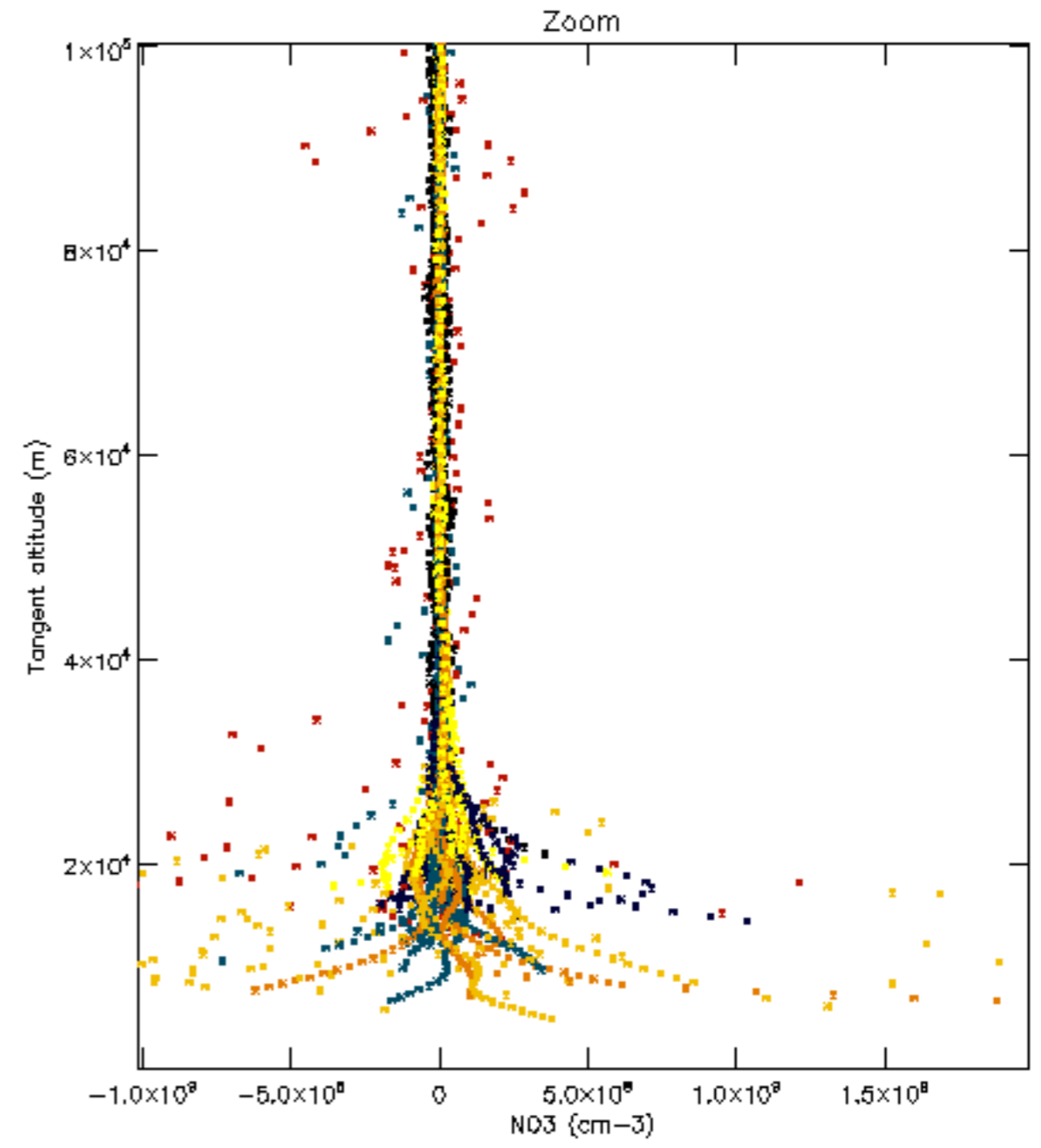
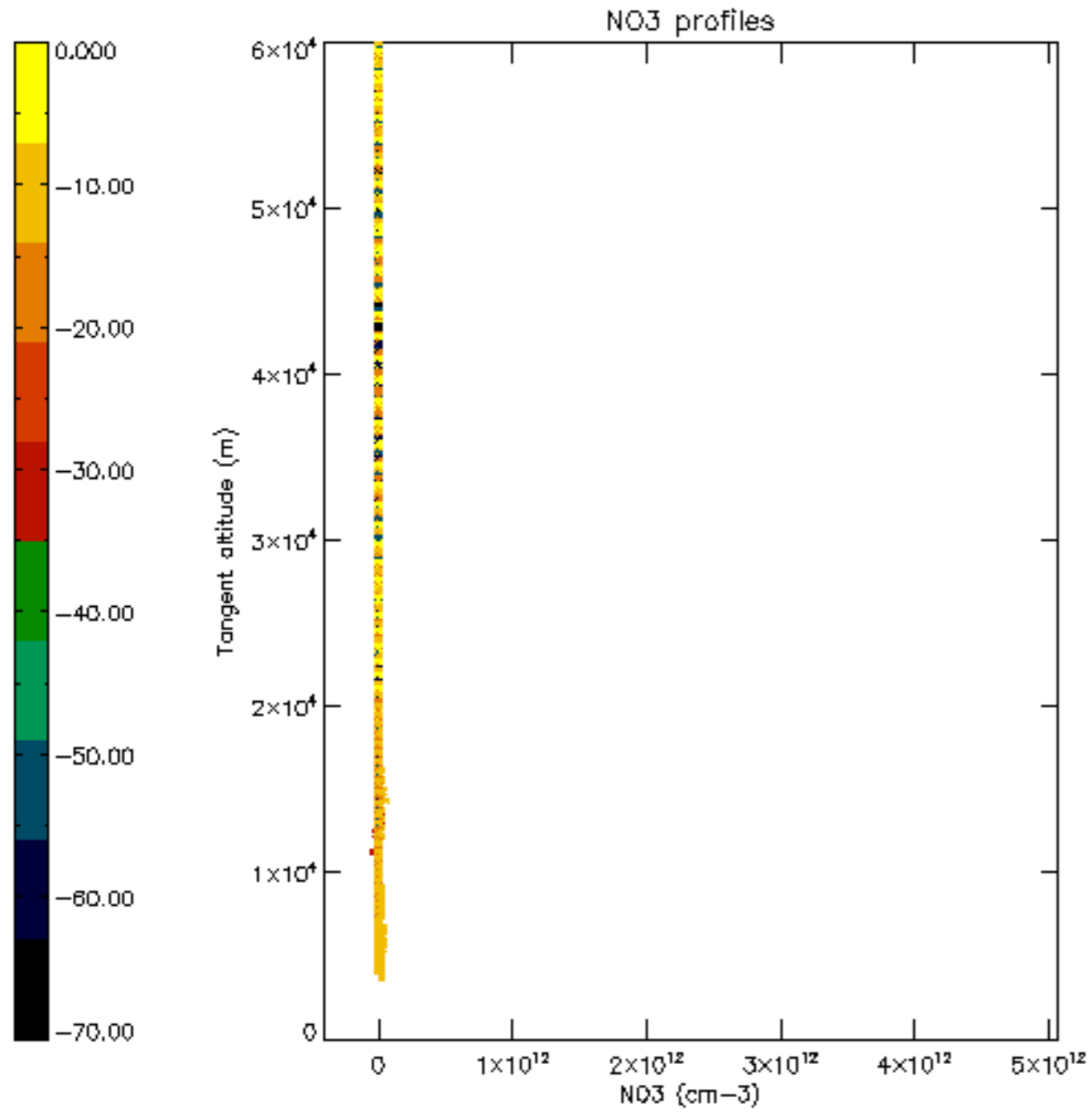


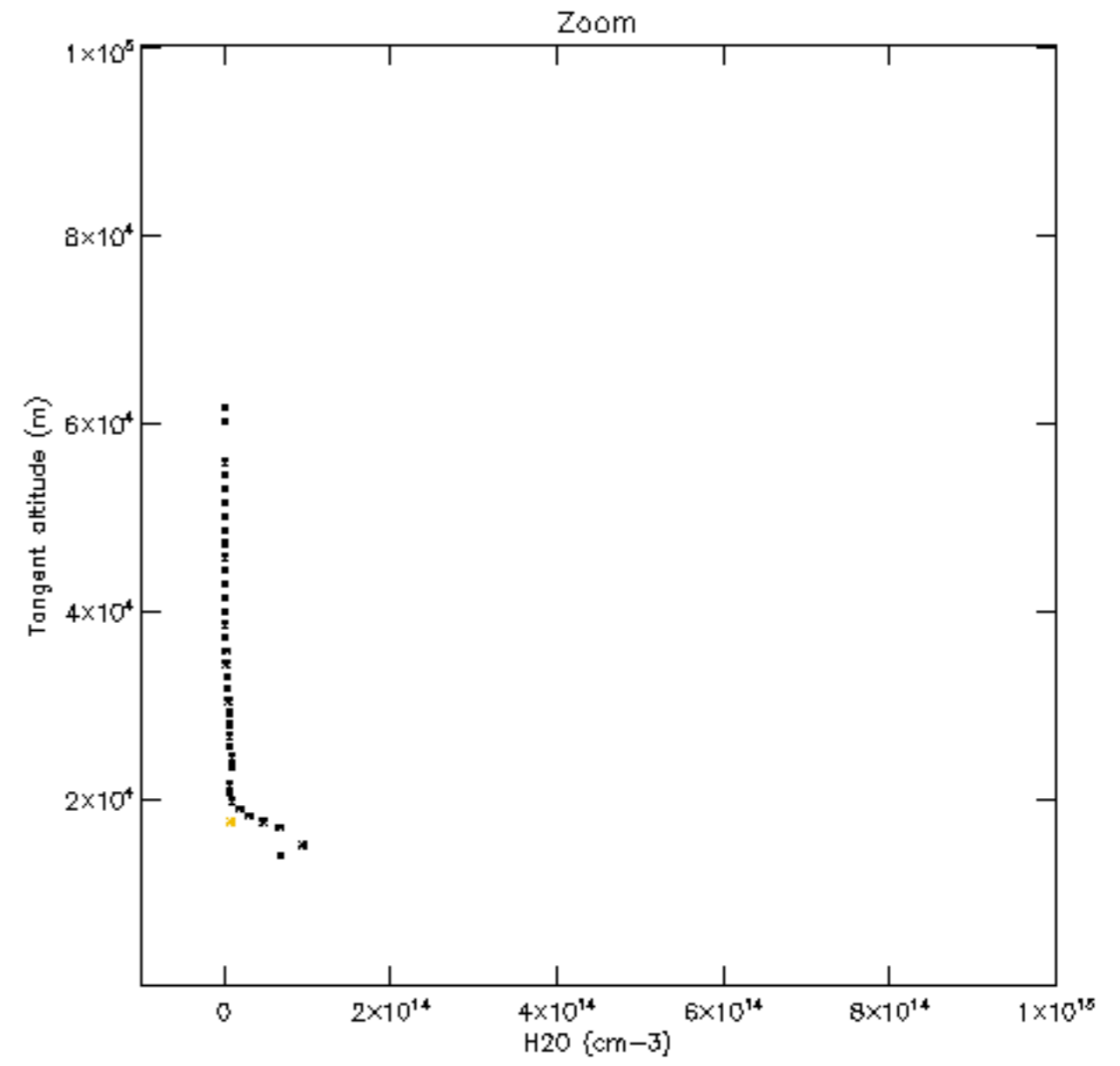
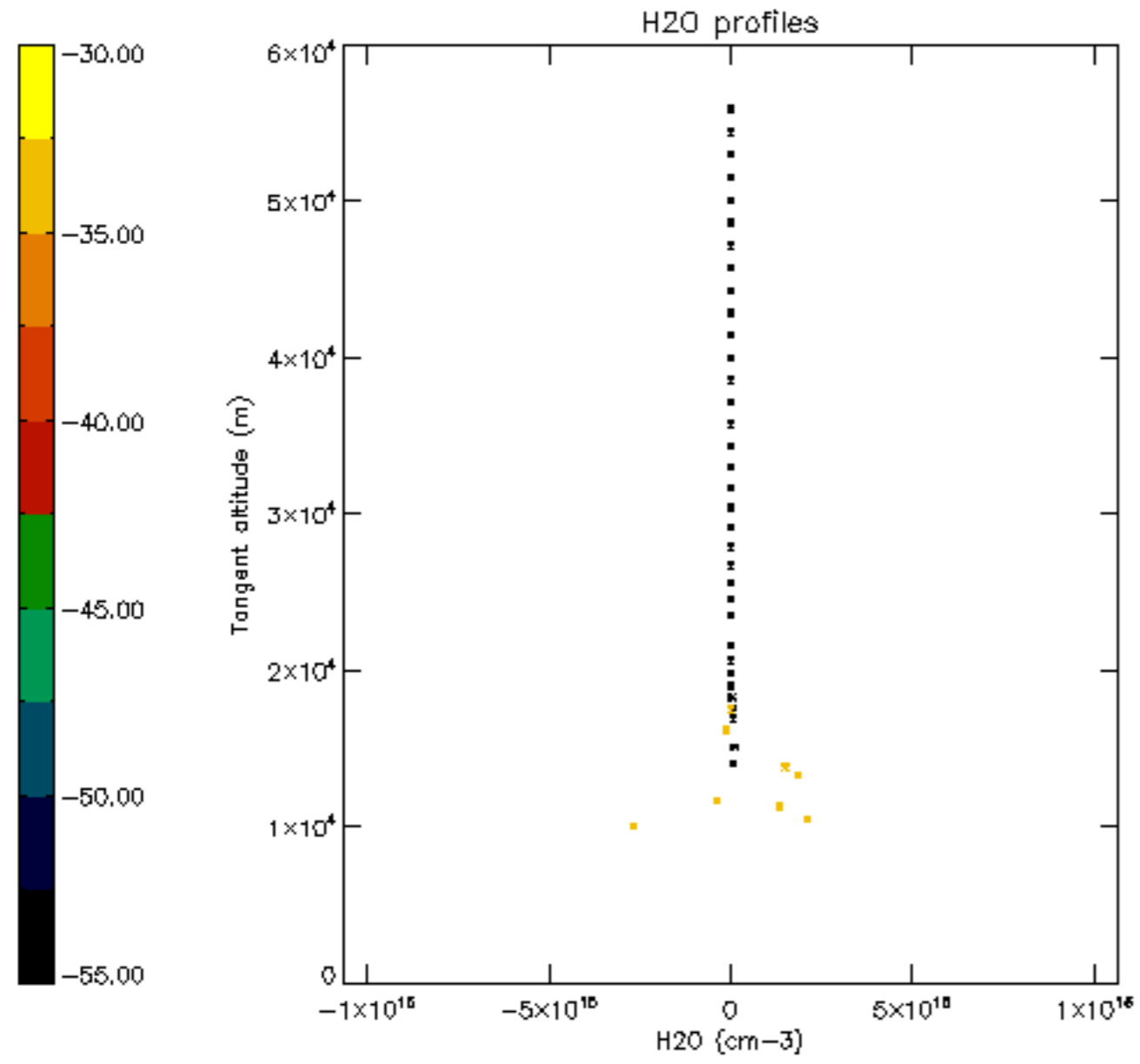


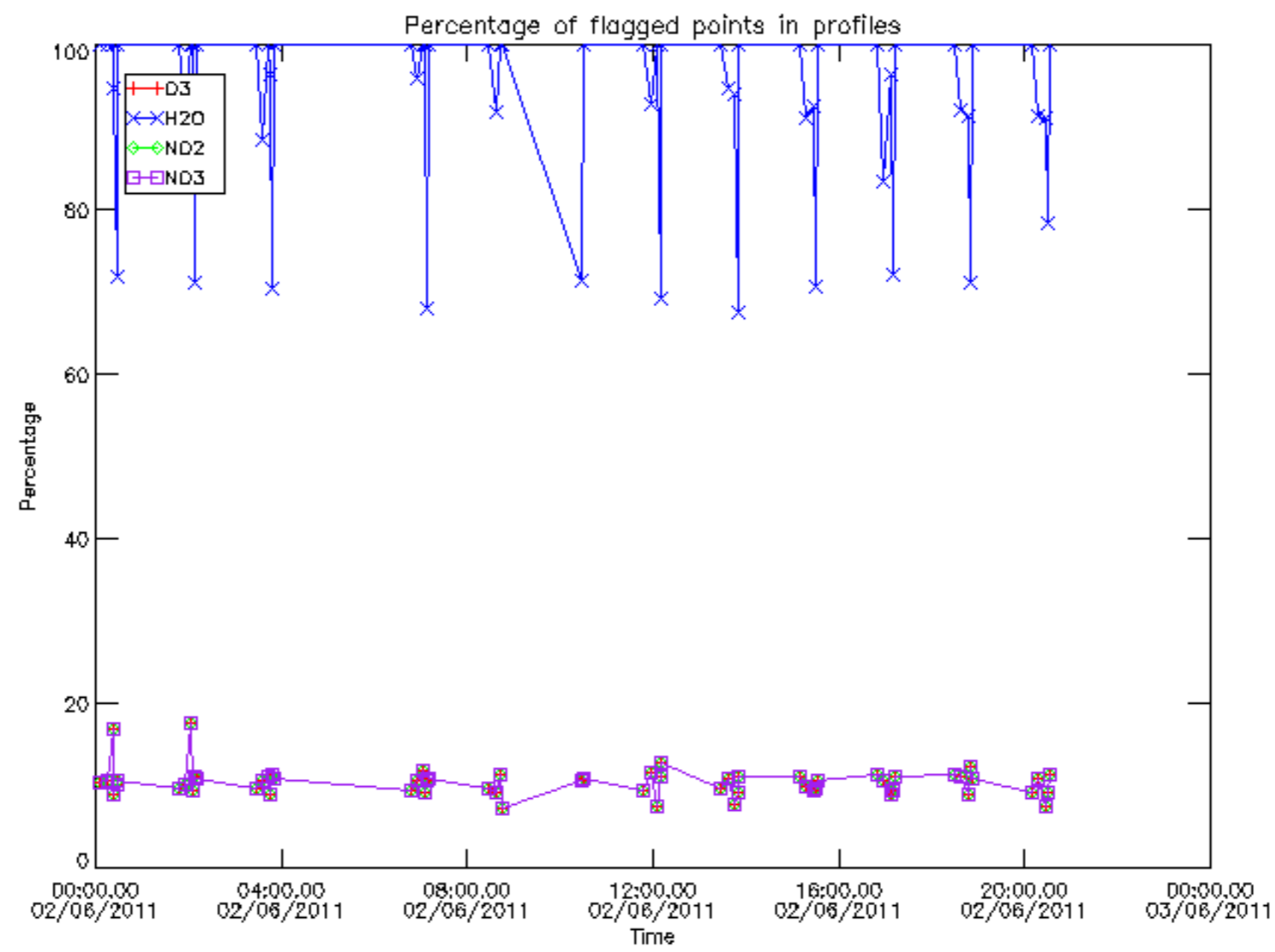




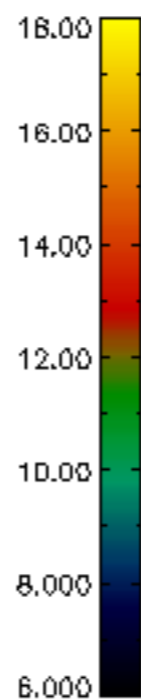
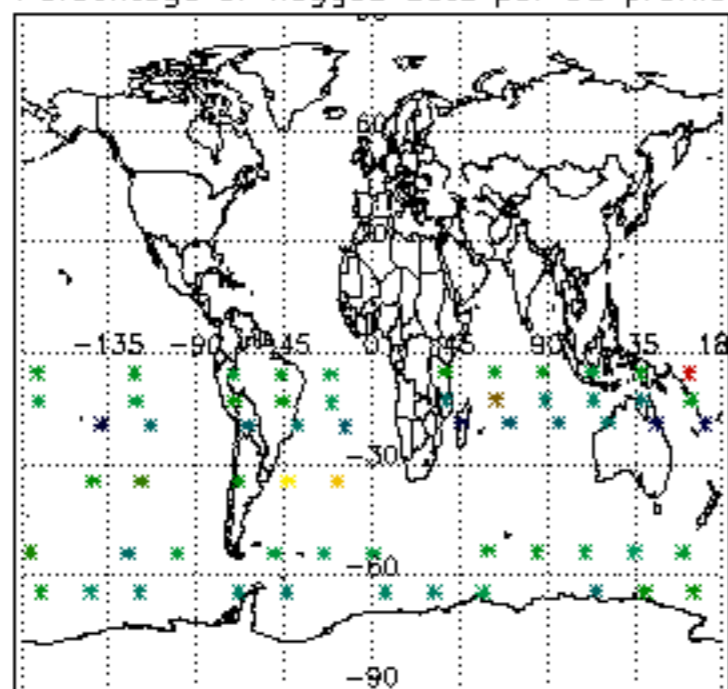




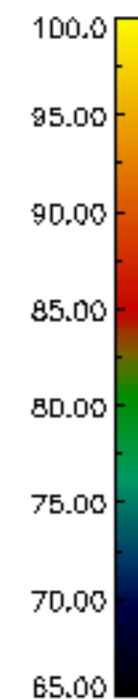
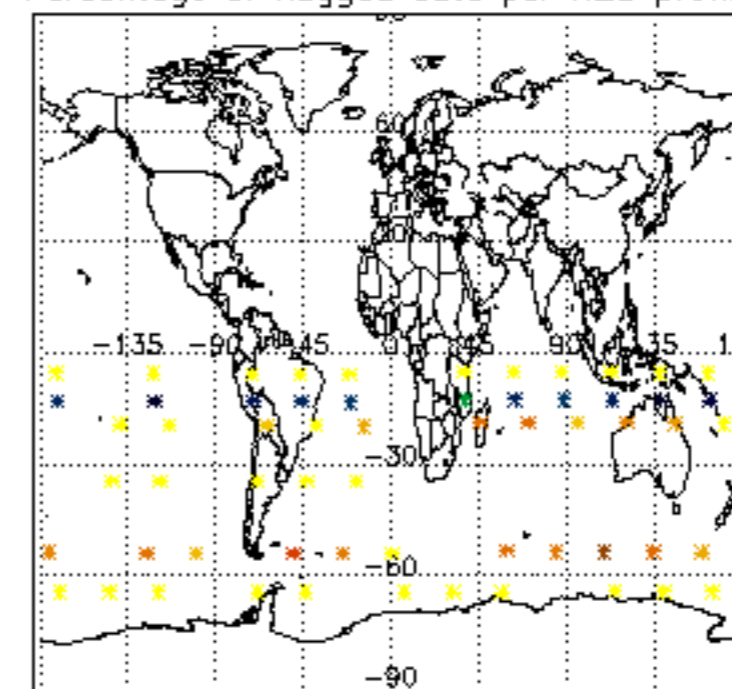




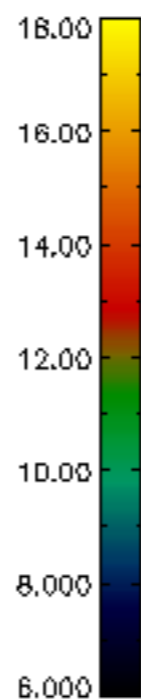
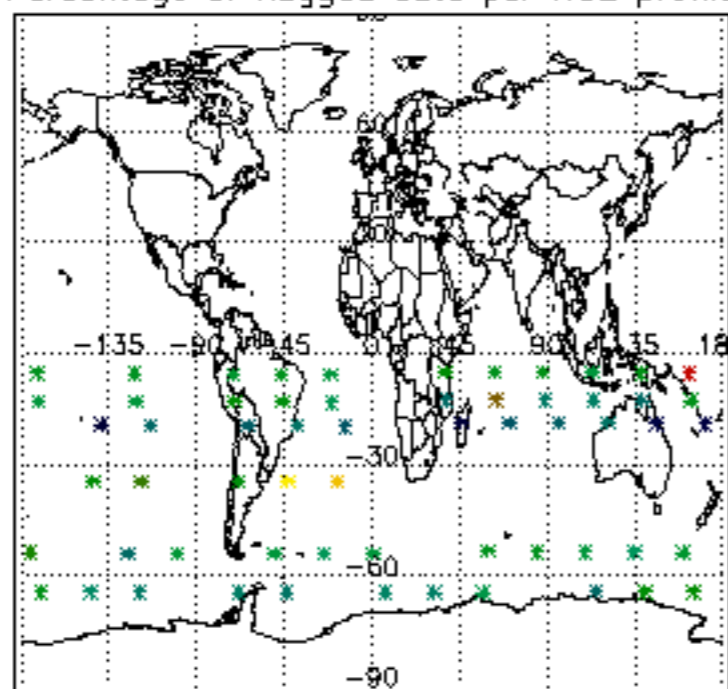
Percentage of flagged data per D3 profile



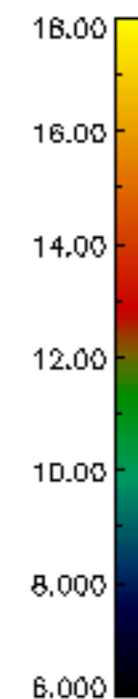
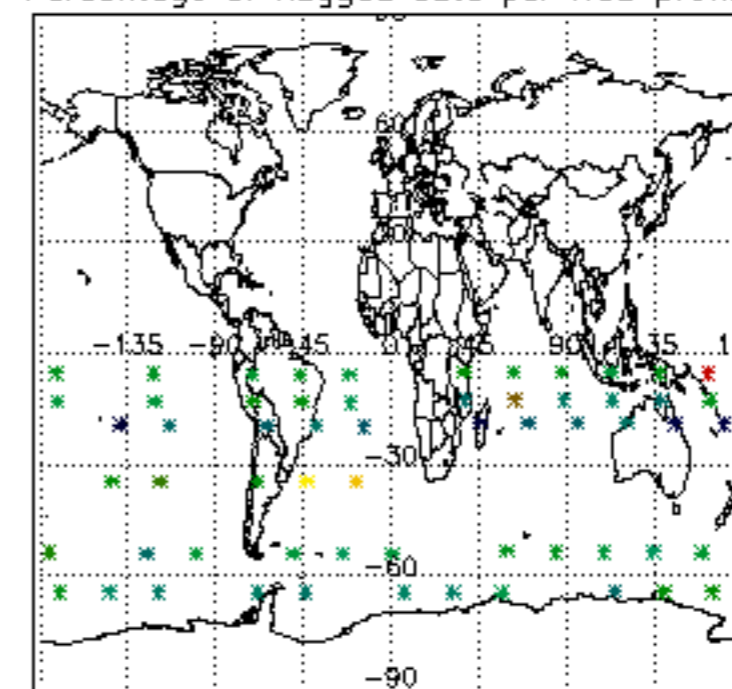
Percentage of flagged data per H2O profile

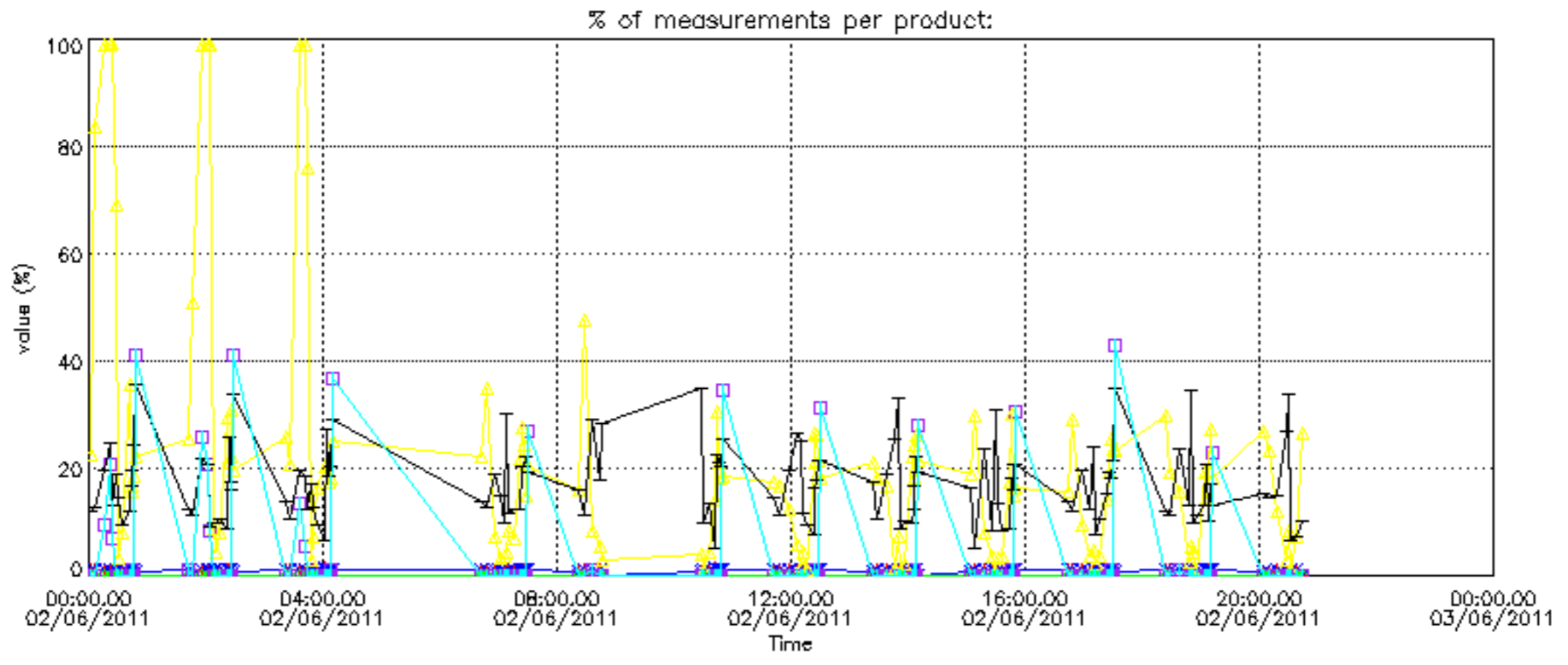


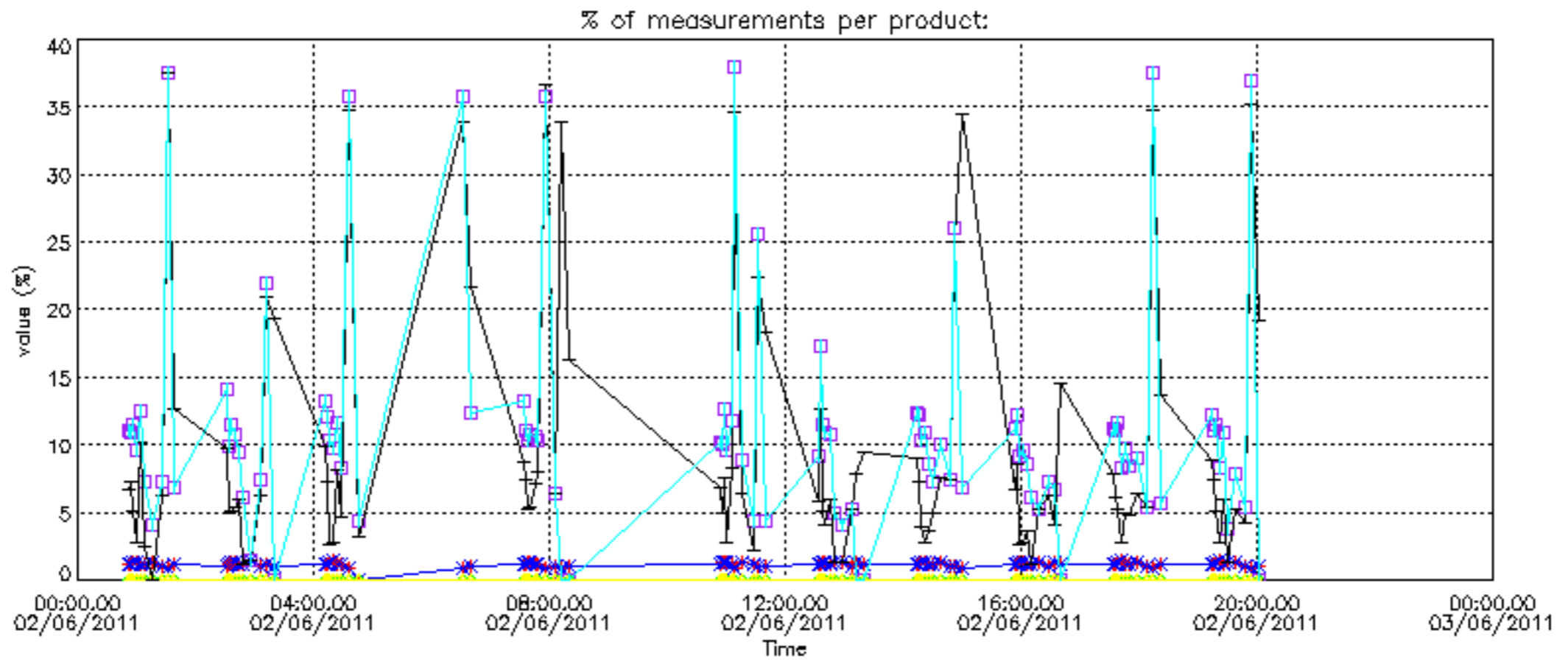
Percentage of flagged data per NO2 profile



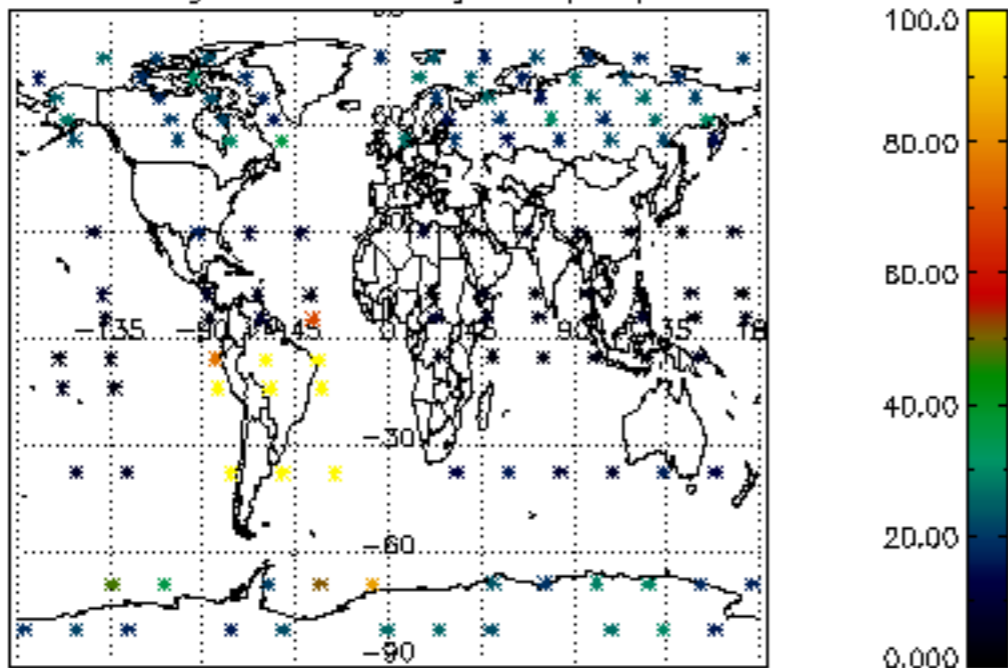
Percentage of flagged data per NO3 profile



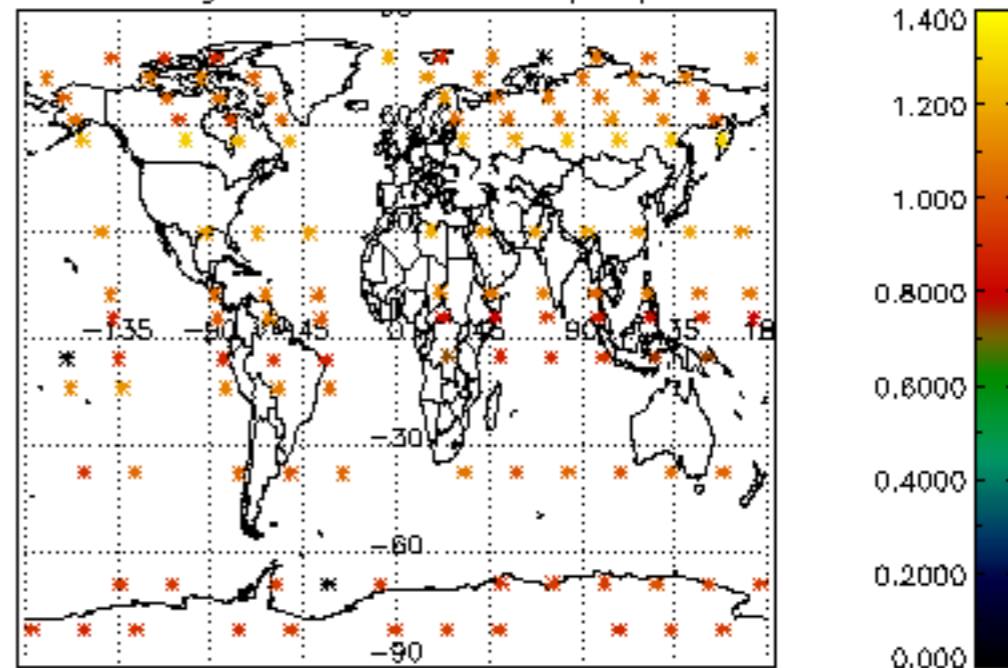




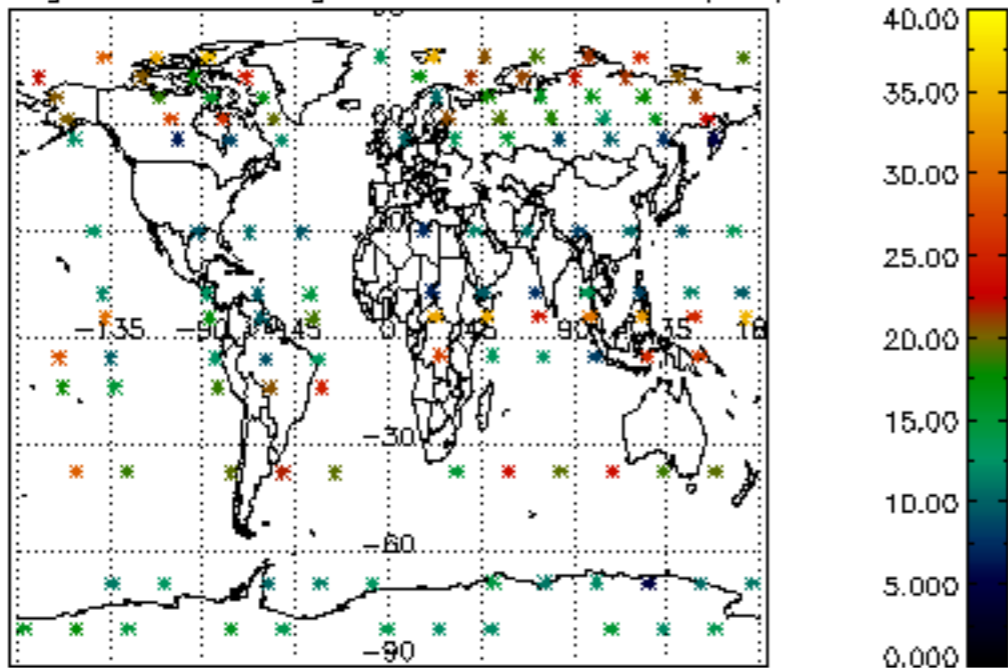
Percentage of cosmic ray hits per profile



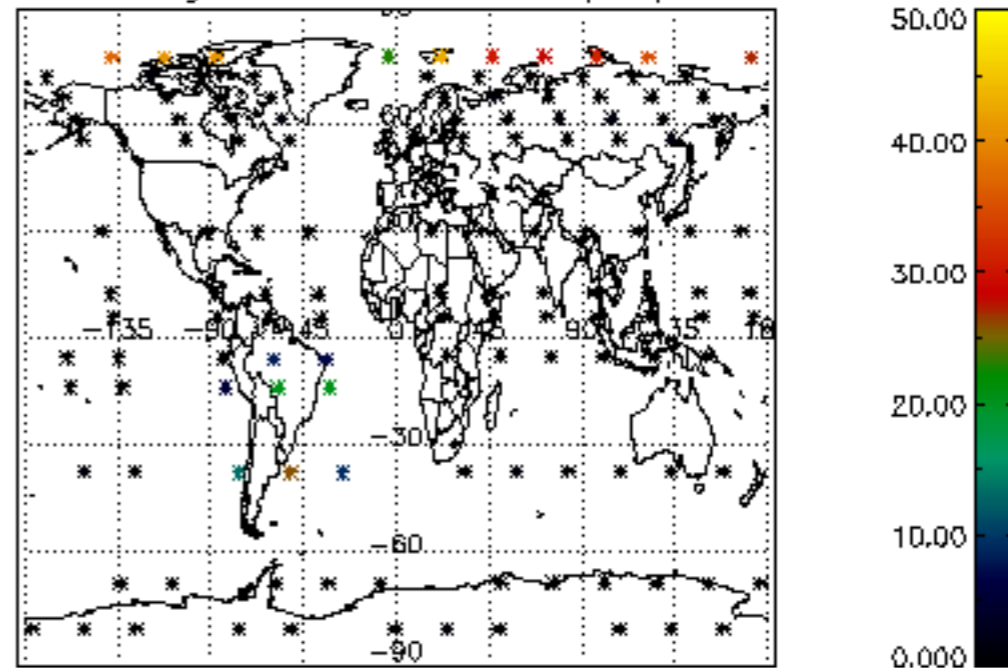
Percentage of datation errors per profile



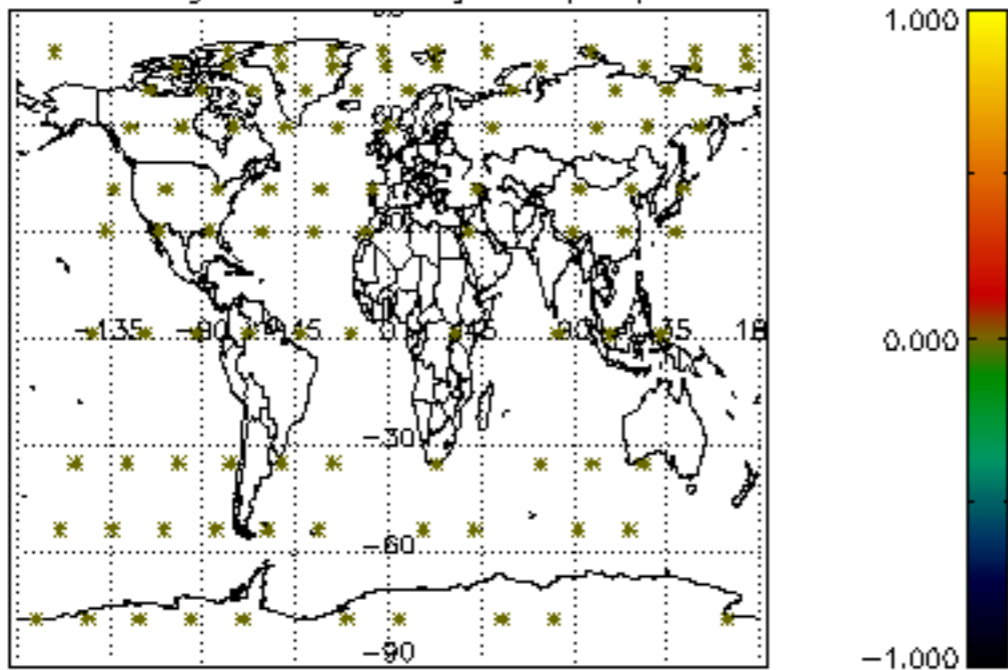
Percentage of star falling outside central band per profile



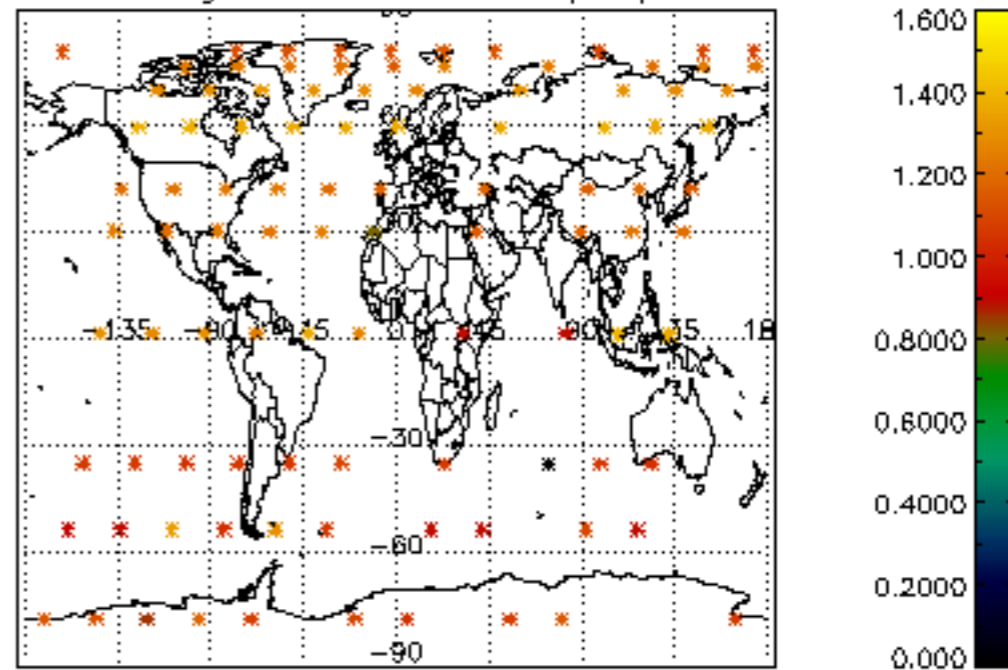
Percentage of saturation errors per profile



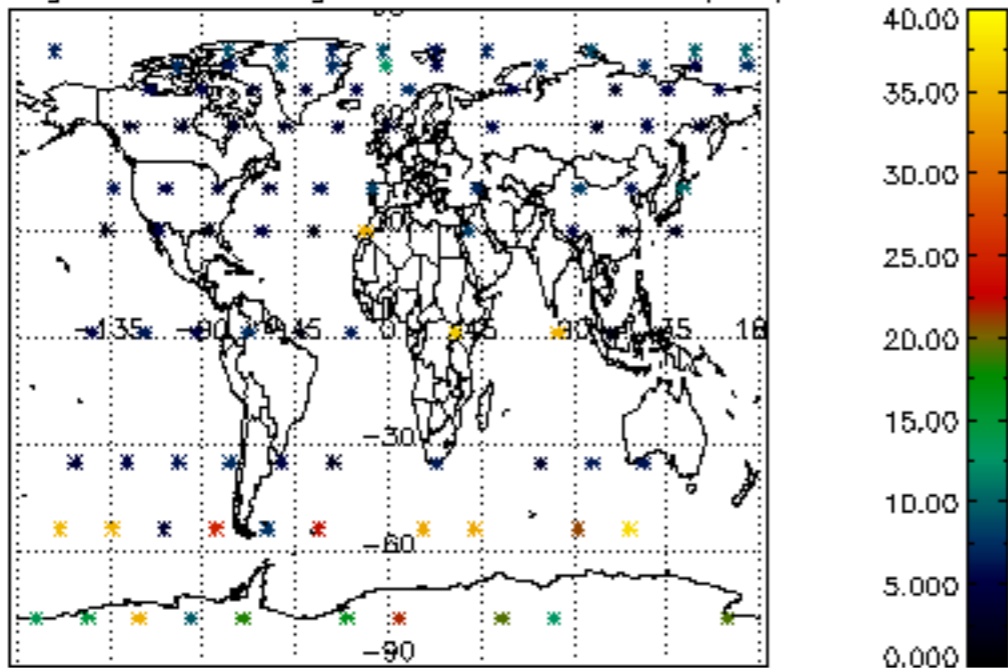
Percentage of cosmic ray hits per profile



Percentage of datation errors per profile



Percentage of star falling outside central band per profile



Percentage of saturation errors per profile

