

GOMOS Level 2 Daily Report

SUMMARY

[1. General Info](#)

[2. Summary of processed GOM_NL_2P products](#)

[3. Level 2 Quality information per product](#)

[3.1 Plot of level 2 quality information per product \(time dependant\)](#)

[3.2 Plot of level 2 quality information per product \(world map\)](#)

[4. Level 1 Quality information per product \(stored on level 2 products\)](#)

[4.1 Plot of level 1 quality information per product \(time dependant\)](#)

[4.1.1 Plot of level 1 quality information per product \(time dependant\): ASCENDING](#)

[4.1.2 Plot of level 1 quality information per product \(time dependant\): DESCENDING](#)

[4.2 Plot of level 1 quality information per product \(world map\)](#)

[4.2.1 Plot of level 1 quality information per product \(world map\): ASCENDING](#)

[4.2.2 Plot of level 1 quality information per product \(world map\): DESCENDING](#)

[5. Ozone profiles based on quality statistics and other trace gas profiles](#)

[5.1 Ozone statistics based on quality of products](#)

[5.2 Plot ozone profiles for all STD \(dark without errors\)](#)

[5.3 Plot ozone profiles where STD < 20% \(dark without errors\)](#)

[5.4. Plot ozone profiles where STD < 10% \(dark without errors\)](#)

[5.5. Plot ozone profiles where STD < 5% \(dark without errors\)](#)

[5.6 Plot NO2 profiles for all STD \(dark without errors\)](#)

[5.7 Plot NO3 profiles for all STD \(dark without errors\)](#)

[5.8 Plot H2O profiles \(only for occultations of stars 1,2,3,4,13,14,16,26,63 dark without errors\) for all STD](#)

[6. Auxiliary Data Files used for the production reported in section 2](#)

This report presents the daily analysis on parameters extracted from GOMOS level 2 data (GOM_NL__2P). It is intended to monitor some important parameters that will impact the quality of these products. A list of level 2 products (and content) that have arrived during the reporting day to the PCF is also given.

Item	Value
Time of report generation	24APR2013 14:04:04
Data source version	GOMOS/6.01
Start time of products	26-05-2011 (26MAY2011 00:00:00)
Stop time of products	27-05-2011 (27MAY2011 00:00:00)
Store outputs in DB	Yes
Nb of level 2 prods	319
Nb of prods with errors	0

2. Summary of processed GOM_NL__2P products.

Nr	Filename	UTC Start time	Limb	Duration	Star Id	Star Name	Star Mag	Star Temp	Nb Meas	Orbit	Prod. error
1	GOM_NL__2PRFIN20110526_000041_00000483103_00002_48292_4173.N1	26-MAY-2011 00:00:41	Straylight	47.500	25	35Lam Sco	1.6200	28000.	95	48292	No
2	GOM_NL__2PRFIN20110526_000237_00000483103_00002_48292_4174.N1	26-MAY-2011 00:02:37	Twilight_stray	48.000	75	26Eps Sco	2.2910	4250.0	96	48292	No
3	GOM_NL__2PRFIN20110526_000523_00000593103_00002_48292_4175.N1	26-MAY-2011 00:05:23	Bright	59.000	16	21Alp Sco	1.0200	3000.0	118	48292	No
4	GOM_NL__2PRFIN20110526_000655_00000423103_00002_48292_4176.N1	26-MAY-2011 00:06:55	Bright	42.000	80	7Del Sco	2.3160	30000.	84	48292	No
5	GOM_NL__2PRFIN20110526_000833_00000503103_00002_48292_4177.N1	26-MAY-2011 00:08:33	Bright	49.500	86	35Eta Oph	2.4300	10200.	99	48292	No
6	GOM_NL__2PRFIN20110526_001108_00000373103_00002_48292_4178.N1	26-MAY-2011 00:11:08	Bright	37.000	104	27Bet Lib	2.6140	13100.	74	48292	No
7	GOM_NL__2PRFIN20110526_001246_00000433103_00002_48292_4179.N1	26-MAY-2011 00:12:46	Bright	42.500	120	1Del Oph	2.7340	3200.0	85	48292	No
8	GOM_NL__2PRFIN20110526_001548_00000383103_00002_48292_4180.N1	26-MAY-2011 00:15:48	Bright	38.000	102	24Alp Ser	2.6000	4250.0	76	48292	No
9	GOM_NL__2PRFIN20110526_002149_00000403103_00002_48292_4181.N1	26-MAY-2011 00:21:49	Bright	40.000	67	5Alp CrB	2.2210	11000.	80	48292	No
10	GOM_NL__2PRFIN20110526_002458_00000493103_00002_48292_4182.N1	26-MAY-2011 00:24:58	Bright	48.500	133	40Zet Her	2.8070	6000.0	97	48292	No
11	GOM_NL__2PRFIN20110526_003234_00000373103_00002_48292_4183.N1	26-MAY-2011 00:32:34	Bright	37.000	119	14Eta Dra	2.7270	4700.0	74	48292	No
12	GOM_NL__2PRFIN20110526_003454_00000383103_00002_48292_4184.N1	26-MAY-2011 00:34:54	Bright	38.000	60	7Bet UMi	2.0810	3950.0	76	48292	No
13	GOM_NL__2PRFIN20110526_004313_00000453103_00002_48292_4185.N1	26-MAY-2011 00:43:13	Bright	45.000	89	5Alp Cep	2.4510	8000.0	90	48292	No
14	GOM_NL__2PRFIN20110526_004736_00000553103_00002_48292_4186.N1	26-MAY-2011 00:47:36	Bright	55.000	76	27Gam Cas	2.3000	30000.	110	48292	No
15	GOM_NL__2PRFIN20110526_005506_00000393103_00002_48292_4187.N1	26-MAY-2011 00:55:06	Bright	39.000	53	43Bet And	2.0480	3300.0	78	48292	No
16	GOM_NL__2PRFIN20110526_005739_00000513103_00002_48292_4188.N1	26-MAY-2011 00:57:39	Twilight_stray	51.000	58	21Alp And	2.0730	11000.	102	48292	No
17	GOM_NL__2PRFIN20110526_010215_00000473103_00002_48292_4189.N1	26-MAY-2011 01:02:15	Dark	47.000	140	88Gam Peg	2.8340	26000.	94	48292	No
18	GOM_NL__2PRFIN20110526_011106_00000483103_00002_48292_4190.N1	26-MAY-2011 01:11:06	Dark	48.000	52	16Bet Cet	2.0370	4500.0	96	48292	No
19	GOM_NL__2PRFIN20110526_012244_00000523103_00003_48293_4202.N1	26-MAY-2011 01:22:44	Dark	51.500	63	Bet Gru	2.1500	2800.0	103	48293	No
20	GOM_NL__2PRFIN20110526_012429_00000443103_00003_48293_4203.N1	26-MAY-2011 01:24:29	Dark	44.000	31	Alp Gru	1.7340	15200.	88	48293	No
21	GOM_NL__2PRFIN20110526_012944_00000433103_00003_48293_4204.N1	26-MAY-2011 01:29:44	Dark	43.000	45	Alp Pav	1.9400	26000.	86	48293	No
22	GOM_NL__2PRFIN20110526_013907_00000483103_00003_48293_4205.N1	26-MAY-2011 01:39:07	Straylight	47.500	40	The Sco	1.8590	7100.0	95	48293	No
23	GOM_NL__2PRFIN20110526_014056_00000513103_00003_48293_4206.N1	26-MAY-2011 01:40:56	Straylight	51.000	25	35Lam Sco	1.6200	28000.	102	48293	No
24	GOM_NL__2PRFIN20110526_014252_00000463103_00003_48293_4207.N1	26-MAY-2011 01:42:52	Twilight_stray	46.000	75	26Eps Sco	2.2910	4250.0	92	48293	No
25	GOM_NL__2PRFIN20110526_014537_00000553103_00003_48293_4208.N1	26-MAY-2011 01:45:37	Bright	55.000	16	21Alp Sco	1.0200	3000.0	110	48293	No
26	GOM_NL__2PRFIN20110526_014709_00000433103_00003_48293_4209.N1	26-MAY-2011 01:47:09	Bright	42.500	80	7Del Sco	2.3160	30000.	85	48293	No
27	GOM_NL__2PRFIN20110526_014847_00000513103_00003_48293_4210.N1	26-MAY-2011 01:48:47	Bright	51.000	86	35Eta Oph	2.4300	10200.	102	48293	No
28	GOM_NL__2PRFIN20110526_015122_00000383103_00003_48293_4211.N1	26-MAY-2011 01:51:22	Bright	37.500	104	27Bet Lib	2.6140	13100.	75	48293	No
29	GOM_NL__2PRFIN20110526_015300_00000423103_00003_48293_4212.N1	26-MAY-2011 01:53:00	Bright	42.000	120	1Del Oph	2.7340	3200.0	84	48293	No
30	GOM_NL__2PRFIN20110526_015602_00000383103_00003_48293_4213.N1	26-MAY-2011 01:56:02	Bright	38.000	102	24Alp Ser	2.6000	4250.0	76	48293	No
31	GOM_NL__2PRFIN20110526_020203_00000403103_00003_48293_4214.N1	26-MAY-2011 02:02:03	Bright	39.500	67	5Alp CrB	2.2210	11000.	79	48293	No
32	GOM_NL__2PRFIN20110526_020511_00000493103_00003_48293_4215.N1	26-MAY-2011 02:05:11	Bright	49.000	133	40Zet Her	2.8070	6000.0	98	48293	No
33	GOM_NL__2PRFIN20110526_021247_00000403103_00003_48293_4216.N1	26-MAY-2011 02:12:47	Bright	40.000	119	14Eta Dra	2.7270	4700.0	80	48293	No
34	GOM_NL__2PRFIN20110526_021508_00000403103_00003_48293_4217.N1	26-MAY-2011 02:15:08	Bright	39.500	60	7Bet UMi	2.0810	3950.0	79	48293	No
35	GOM_NL__2PRFIN20110526_022327_00000473103_00003_48293_4218.N1	26-MAY-2011 02:23:27	Bright	47.000	89	5Alp Cep	2.4510	8000.0	94	48293	No
36	GOM_NL__2PRFIN20110526_022750_00000373103_00003_48293_4219.N1	26-MAY-2011 02:27:50	Bright	36.500	76	27Gam Cas	2.3000	30000.	73	48293	No
37	GOM_NL__2PRFIN20110526_023520_00000553103_00003_48293_4220.N1	26-MAY-2011 02:35:20	Bright	55.000	53	43Bet And	2.0480	3300.0	110	48293	No
38	GOM_NL__2PRFIN20110526_023753_00000503103_00003_48293_4221.N1	26-MAY-2011 02:37:53	Twilight_stray	49.500	58	21Alp And	2.0730	11000.	99	48293	No
39	GOM_NL__2PRFIN20110526_024229_00000473103_00003_48293_4222.N1	26-MAY-2011 02:42:29	Dark	47.000	140	88Gam Peg	2.8340	26000.	94	48293	No
40	GOM_NL__2PRFIN20110526_025121_00000483103_00003_48293_4223.N1	26-MAY-2011 02:51:21	Dark	47.500	52	16Bet Cet	2.0370	4500.0	95	48293	No
41	GOM_NL__2PRFIN20110526_030259_00000583103_00004_48294_4214.N1	26-MAY-2011 03:02:59	Dark	57.500	63	Bet Gru	2.1500	2800.0	115	48294	No
42	GOM_NL__2PRFIN20110526_030444_00000533103_00004_48294_4215.N1	26-MAY-2011 03:04:44	Dark	53.000	31	Alp Gru	1.7340	15200.	106	48294	No

43	GOM_NL__2PRFIN20110526_030958_000000433103_00004_48294_4216.N1	26-MAY-2011 03:09:58	Dark	43.000	45	Alp Pav	1.9400	26000.	86	48294	No
44	GOM_NL__2PRFIN20110526_031921_000000503103_00004_48294_4217.N1	26-MAY-2011 03:19:21	Straylight	49.500	40	The Sco	1.8590	7100.0	99	48294	No
45	GOM_NL__2PRFIN20110526_032110_000000503103_00004_48294_4218.N1	26-MAY-2011 03:21:10	Straylight	50.000	25	35Lam Sco	1.6200	28000.	100	48294	No
46	GOM_NL__2PRFIN20110526_032306_000000523103_00004_48294_4219.N1	26-MAY-2011 03:23:06	Tw_i_and_stray	51.500	75	26Eps Sco	2.2910	4250.0	103	48294	No
47	GOM_NL__2PRFIN20110526_032513_000000463103_00004_48294_4220.N1	26-MAY-2011 03:25:13	Tw_i_and_stray	45.500	136	23Tau Sco	2.8220	30000.	91	48294	No
48	GOM_NL__2PRFIN20110526_032723_000000433103_00004_48294_4221.N1	26-MAY-2011 03:27:23	Bright	43.000	80	7Del Sco	2.3160	30000.	86	48294	No
49	GOM_NL__2PRFIN20110526_032901_000000513103_00004_48294_4222.N1	26-MAY-2011 03:29:01	Bright	51.000	86	35Eta Oph	2.4300	10200.	102	48294	No
50	GOM_NL__2PRFIN20110526_033058_000000433103_00004_48294_4223.N1	26-MAY-2011 03:30:58	Bright	43.000	98	13Zet Oph	2.5710	30000.	86	48294	No
51	GOM_NL__2PRFIN20110526_033314_000000433103_00004_48294_4224.N1	26-MAY-2011 03:33:14	Bright	42.500	120	1Del Oph	2.7340	3200.0	85	48294	No
52	GOM_NL__2PRFIN20110526_033616_000000393103_00004_48294_4225.N1	26-MAY-2011 03:36:16	Bright	39.000	102	24Alp Ser	2.6000	4250.0	78	48294	No
53	GOM_NL__2PRFIN20110526_034217_000000413103_00004_48294_4226.N1	26-MAY-2011 03:42:17	Bright	40.500	67	5Alp CrB	2.2210	11000.	81	48294	No
54	GOM_NL__2PRFIN20110526_034525_000000633103_00004_48294_4227.N1	26-MAY-2011 03:45:25	Bright	63.000	133	40Zet Her	2.8070	6000.0	126	48294	No
55	GOM_NL__2PRFIN20110526_035301_000000393103_00004_48294_4228.N1	26-MAY-2011 03:53:01	Bright	39.000	119	14Eta Dra	2.7270	4700.0	78	48294	No
56	GOM_NL__2PRFIN20110526_035522_000000373103_00004_48294_4229.N1	26-MAY-2011 03:55:22	Bright	37.000	60	7Bet UMi	2.0810	3950.0	74	48294	No
57	GOM_NL__2PRFIN20110526_040341_000000603103_00004_48294_4230.N1	26-MAY-2011 04:03:41	Bright	60.000	89	5Alp Cep	2.4510	8000.0	120	48294	No
58	GOM_NL__2PRFIN20110526_040804_000000553103_00004_48294_4231.N1	26-MAY-2011 04:08:04	Bright	55.000	76	27Gam Cas	2.3000	30000.	110	48294	No
59	GOM_NL__2PRFIN20110526_041534_000000403103_00004_48294_4232.N1	26-MAY-2011 04:15:34	Bright	39.500	53	43Bet And	2.0480	3300.0	79	48294	No
60	GOM_NL__2PRFIN20110526_041808_000000523103_00004_48294_4233.N1	26-MAY-2011 04:18:08	Tw_i_and_stray	52.000	58	21Alp And	2.0730	11000.	104	48294	No
61	GOM_NL__2PRFIN20110526_042243_000000493103_00004_48294_4234.N1	26-MAY-2011 04:22:43	Dark	49.000	140	88Gam Peg	2.8340	26000.	98	48294	No
62	GOM_NL__2PRFIN20110526_043135_000000453103_00004_48294_4235.N1	26-MAY-2011 04:31:35	Dark	45.000	52	16Bet Cet	2.0370	4500.0	90	48294	No
63	GOM_NL__2PRFIN20110526_044314_000000553103_00005_48295_4245.N1	26-MAY-2011 04:43:14	Dark	54.500	63	Bet Gru	2.1500	2800.0	109	48295	No
64	GOM_NL__2PRFIN20110526_044459_000000453103_00005_48295_4246.N1	26-MAY-2011 04:44:59	Dark	45.000	31	Alp Gru	1.7340	15200.	90	48295	No
65	GOM_NL__2PRFIN20110526_045013_000000433103_00005_48295_4247.N1	26-MAY-2011 04:50:13	Dark	43.000	45	Alp Pav	1.9400	26000.	86	48295	No
66	GOM_NL__2PRFIN20110526_045935_000000503103_00005_48295_4248.N1	26-MAY-2011 04:59:35	Straylight	49.500	40	The Sco	1.8590	7100.0	99	48295	No
67	GOM_NL__2PRFIN20110526_050125_000000483103_00005_48295_4249.N1	26-MAY-2011 05:01:25	Straylight	47.500	25	35Lam Sco	1.6200	28000.	95	48295	No
68	GOM_NL__2PRFIN20110526_050320_000000493103_00005_48295_4250.N1	26-MAY-2011 05:03:20	Tw_i_and_stray	49.000	75	26Eps Sco	2.2910	4250.0	98	48295	No
69	GOM_NL__2PRFIN20110526_050527_000000443103_00005_48295_4251.N1	26-MAY-2011 05:05:27	Tw_i_and_stray	43.500	136	23Tau Sco	2.8220	30000.	87	48295	No
70	GOM_NL__2PRFIN20110526_050737_000000423103_00005_48295_4252.N1	26-MAY-2011 05:07:37	Bright	41.500	80	7Del Sco	2.3160	30000.	83	48295	No
71	GOM_NL__2PRFIN20110526_050916_000000493103_00005_48295_4253.N1	26-MAY-2011 05:09:16	Bright	48.500	86	35Eta Oph	2.4300	10200.	97	48295	No
72	GOM_NL__2PRFIN20110526_051113_000000443103_00005_48295_4254.N1	26-MAY-2011 05:11:13	Bright	44.000	98	13Zet Oph	2.5710	30000.	88	48295	No
73	GOM_NL__2PRFIN20110526_051328_000000423103_00005_48295_4255.N1	26-MAY-2011 05:13:28	Bright	42.000	120	1Del Oph	2.7340	3200.0	84	48295	No
74	GOM_NL__2PRFIN20110526_051630_000000393103_00005_48295_4256.N1	26-MAY-2011 05:16:30	Bright	39.000	102	24Alp Ser	2.6000	4250.0	78	48295	No
75	GOM_NL__2PRFIN20110526_052231_000000403103_00005_48295_4257.N1	26-MAY-2011 05:22:31	Bright	40.000	67	5Alp CrB	2.2210	11000.	80	48295	No
76	GOM_NL__2PRFIN20110526_052538_000000483103_00005_48295_4258.N1	26-MAY-2011 05:25:38	Bright	47.500	133	40Zet Her	2.8070	6000.0	95	48295	No
77	GOM_NL__2PRFIN20110526_053315_000000403103_00005_48295_4259.N1	26-MAY-2011 05:33:15	Bright	39.500	119	14Eta Dra	2.7270	4700.0	79	48295	No
78	GOM_NL__2PRFIN20110526_053538_000000323103_00005_48295_4260.N1	26-MAY-2011 05:35:38	Bright	31.500	60	7Bet UMi	2.0810	3950.0	63	48295	No
79	GOM_NL__2PRFIN20110526_054354_000000473103_00005_48295_4261.N1	26-MAY-2011 05:43:54	Bright	47.000	89	5Alp Cep	2.4510	8000.0	94	48295	No
80	GOM_NL__2PRFIN20110526_054818_000000503103_00005_48295_4262.N1	26-MAY-2011 05:48:18	Bright	49.500	76	27Gam Cas	2.3000	30000.	99	48295	No
81	GOM_NL__2PRFIN20110526_055548_000000403103_00005_48295_4263.N1	26-MAY-2011 05:55:48	Bright	39.500	53	43Bet And	2.0480	3300.0	79	48295	No
82	GOM_NL__2PRFIN20110526_055822_000000503103_00005_48295_4264.N1	26-MAY-2011 05:58:22	Tw_i_and_stray	50.000	58	21Alp And	2.0730	11000.	100	48295	No
83	GOM_NL__2PRFIN20110526_060258_000000483103_00005_48295_4265.N1	26-MAY-2011 06:02:58	Dark	47.500	140	88Gam Peg	2.8340	26000.	95	48295	No
84	GOM_NL__2PRFIN20110526_061150_000000483103_00005_48295_4266.N1	26-MAY-2011 06:11:50	Dark	47.500	52	16Bet Cet	2.0370	4500.0	95	48295	No
85	GOM_NL__2PRFIN20110526_062329_000000483103_00006_48296_4255.N1	26-MAY-2011 06:23:29	Dark	48.000	63	Bet Gru	2.1500	2800.0	96	48296	No
86	GOM_NL__2PRFIN20110526_062514_000000453103_00006_48296_4256.N1	26-MAY-2011 06:25:14	Dark	45.000	31	Alp Gru	1.7340	15200.	90	48296	No
87	GOM_NL__2PRFIN20110526_063028_000000433103_00006_48296_4257.N1	26-MAY-2011 06:30:28	Dark	42.500	45	Alp Pav	1.9400	26000.	85	48296	No
88	GOM_NL__2PRFIN20110526_063950_000000493103_00006_48296_4258.N1	26-MAY-2011 06:39:50	Straylight	48.500	40	The Sco	1.8590	7100.0	97	48296	No
89	GOM_NL__2PRFIN20110526_064139_000000503103_00006_48296_4259.N1	26-MAY-2011 06:41:39	Straylight	50.000	25	35Lam Sco	1.6200	28000.	100	48296	No
90	GOM_NL__2PRFIN20110526_064335_000000473103_00006_48296_4260.N1	26-MAY-2011 06:43:35	Tw_i_and_stray	47.000	75	26Eps Sco	2.2910	4250.0	94	48296	No
91	GOM_NL__2PRFIN20110526_064541_000000453103_00006_48296_4261.N1	26-MAY-2011 06:45:41	Tw_i_and_stray	44.500	136	23Tau Sco	2.8220	30000.	89	48296	No
92	GOM_NL__2PRFIN20110526_064752_000000433103_00006_48296_4262.N1	26-MAY-2011 06:47:52	Bright	42.500	80	7Del Sco	2.3160	30000.	85	48296	No
93	GOM_NL__2PRFIN20110526_064930_000000493103_00006_48296_4263.N1	26-MAY-2011 06:49:30	Bright	49.000	86	35Eta Oph	2.4300	10200.	98	48296	No
94	GOM_NL__2PRFIN20110526_065126_000000453103_00006_48296_4264.N1	26-MAY-2011 06:51:26	Bright	45.000	98	13Zet Oph	2.5710	30000.	90	48296	No
95	GOM_NL__2PRFIN20110526_065342_000000433103_00006_48296_4265.N1	26-MAY-2011 06:53:42	Bright	42.500	120	1Del Oph	2.7340	3200.0	85	48296	No
96	GOM_NL__2PRFIN20110526_065644_000000393103_00006_48296_4266.N1	26-MAY-2011 06:56:44	Bright	39.000	102	24Alp Ser	2.6000	4250.0	78	48296	No
97	GOM_NL__2PRFIN20110526_070245_000000393103_00006_48296_4267.N1	26-MAY-2011 07:02:45	Bright	38.500	67	5Alp CrB	2.2210	11000.	77	48296	No
98	GOM_NL__2PRFIN20110526_070551_000000493103_00006_48296_4268.N1	26-MAY-2011 07:05:51	Bright	48.500	133	40Zet Her	2.8070	6000.0	97	48296	No
99	GOM_NL__2PRFIN20110526_071329_000000403103_00006_48296_4269.N1	26-MAY-2011 07:13:29	Bright	40.000	119	14Eta Dra	2.7270	4700.0	80	48296	No
100	GOM_NL__2PRFIN20110526_072407_000000483103_00006_48296_4270.N1	26-MAY-2011 07:24:07	Bright	47.500	89	5Alp Cep	2.4510	8000.0	95	48296	No
101	GOM_NL__2PRFIN20110526_072832_000000423103_00006_48296_4271.N1	26-MAY-2011 07:28:32	Bright	42.000	76	27Gam Cas	2.3000	30000.	84	48296	No

102	GOM_NL__2PRFIN20110526_073602_000000403103_00006_48296_4272.N1	26-MAY-2011 07:36:02	Bright	39.500	53	43Bet And	2.0480	3300.0	79	48296	No
103	GOM_NL__2PRFIN20110526_073836_000000523103_00006_48296_4273.N1	26-MAY-2011 07:38:36	Twilight_stray	52.000	58	21Alp And	2.0730	11000.	104	48296	No
104	GOM_NL__2PRFIN20110526_074312_000000483103_00006_48296_4274.N1	26-MAY-2011 07:43:12	Dark	47.500	140	88Gam Peg	2.8340	26000.	95	48296	No
105	GOM_NL__2PRFIN20110526_075204_000000463103_00006_48296_4275.N1	26-MAY-2011 07:52:04	Dark	46.000	52	16Bet Cet	2.0370	4500.0	92	48296	No
106	GOM_NL__2PRFIN20110526_080344_000000613103_00007_48297_4307.N1	26-MAY-2011 08:03:44	Dark	60.500	63	Bet Gru	2.1500	2800.0	121	48297	No
107	GOM_NL__2PRFIN20110526_080529_000000463103_00007_48297_4308.N1	26-MAY-2011 08:05:29	Dark	45.500	31	Alp Gru	1.7340	15200.	91	48297	No
108	GOM_NL__2PRFIN20110526_081042_000000433103_00007_48297_4309.N1	26-MAY-2011 08:10:42	Dark	42.500	45	Alp Pav	1.9400	26000.	85	48297	No
109	GOM_NL__2PRFIN20110526_081715_000000503103_00007_48297_4310.N1	26-MAY-2011 08:17:15	Straylight	49.500	141	Bet Ara	2.8400	4600.0	99	48297	No
110	GOM_NL__2PRFIN20110526_082005_000000463103_00007_48297_4311.N1	26-MAY-2011 08:20:05	Straylight	46.000	40	The Sco	1.8590	7100.0	92	48297	No
111	GOM_NL__2PRFIN20110526_082154_000000553103_00007_48297_4312.N1	26-MAY-2011 08:21:54	Straylight	54.500	25	35Lam Sco	1.6200	28000.	109	48297	No
112	GOM_NL__2PRFIN20110526_082349_000000513103_00007_48297_4313.N1	26-MAY-2011 08:23:49	Twilight_stray	51.000	75	26Eps Sco	2.2910	4250.0	102	48297	No
113	GOM_NL__2PRFIN20110526_082556_000000453103_00007_48297_4314.N1	26-MAY-2011 08:25:56	Twilight_stray	45.000	136	23Tau Sco	2.8220	30000.	90	48297	No
114	GOM_NL__2PRFIN20110526_082806_000000433103_00007_48297_4315.N1	26-MAY-2011 08:28:06	Bright	43.000	80	7Del Sco	2.3160	30000.	86	48297	No
115	GOM_NL__2PRFIN20110526_082944_000000493103_00007_48297_4316.N1	26-MAY-2011 08:29:44	Bright	49.000	86	35Eta Oph	2.4300	10200.	98	48297	No
116	GOM_NL__2PRFIN20110526_083141_000000443103_00007_48297_4317.N1	26-MAY-2011 08:31:41	Bright	43.500	98	13Zet Oph	2.5710	30000.	87	48297	No
117	GOM_NL__2PRFIN20110526_083356_000000423103_00007_48297_4318.N1	26-MAY-2011 08:33:56	Bright	42.000	120	1Del Oph	2.7340	3200.0	84	48297	No
118	GOM_NL__2PRFIN20110526_083658_000000393103_00007_48297_4319.N1	26-MAY-2011 08:36:58	Bright	38.500	102	24Alp Ser	2.6000	4250.0	77	48297	No
119	GOM_NL__2PRFIN20110526_084258_000000403103_00007_48297_4320.N1	26-MAY-2011 08:42:58	Bright	39.500	67	5Alp CrB	2.2210	11000.	79	48297	No
120	GOM_NL__2PRFIN20110526_084605_000000463103_00007_48297_4321.N1	26-MAY-2011 08:46:05	Bright	45.500	133	40Zet Her	2.8070	6000.0	91	48297	No
121	GOM_NL__2PRFIN20110526_085342_000000393103_00007_48297_4322.N1	26-MAY-2011 08:53:42	Bright	38.500	119	14Eta Dra	2.7270	4700.0	77	48297	No
122	GOM_NL__2PRFIN20110526_090421_000000473103_00007_48297_4323.N1	26-MAY-2011 09:04:21	Bright	47.000	89	5Alp Cep	2.4510	8000.0	94	48297	No
123	GOM_NL__2PRFIN20110526_090846_000000373103_00007_48297_4324.N1	26-MAY-2011 09:08:46	Bright	36.500	76	27Gam Cas	2.3000	30000.	73	48297	No
124	GOM_NL__2PRFIN20110526_091616_000000403103_00007_48297_4325.N1	26-MAY-2011 09:16:16	Bright	40.000	53	43Bet And	2.0480	3300.0	80	48297	No
125	GOM_NL__2PRFIN20110526_091850_000000503103_00007_48297_4326.N1	26-MAY-2011 09:18:50	Twilight_stray	49.500	58	21Alp And	2.0730	11000.	99	48297	No
126	GOM_NL__2PRFIN20110526_092327_000000503103_00007_48297_4327.N1	26-MAY-2011 09:23:27	Dark	50.000	140	88Gam Peg	2.8340	26000.	100	48297	No
127	GOM_NL__2PRFIN20110526_093219_000000493103_00007_48297_4328.N1	26-MAY-2011 09:32:19	Dark	48.500	52	16Bet Cet	2.0370	4500.0	97	48297	No
128	GOM_NL__2PRFIN20110526_094358_000000493103_00008_48298_4422.N1	26-MAY-2011 09:43:58	Dark	48.500	63	Bet Gru	2.1500	2800.0	97	48298	No
129	GOM_NL__2PRFIN20110526_094544_000000503103_00008_48298_4423.N1	26-MAY-2011 09:45:44	Dark	50.000	31	Alp Gru	1.7340	15200.	100	48298	No
130	GOM_NL__2PRFIN20110526_095057_000000433103_00008_48298_4424.N1	26-MAY-2011 09:50:57	Dark	43.000	45	Alp Pav	1.9400	26000.	86	48298	No
131	GOM_NL__2PRFIN20110526_095729_000000513103_00008_48298_4425.N1	26-MAY-2011 09:57:29	Straylight	51.000	141	Bet Ara	2.8400	4600.0	102	48298	No
132	GOM_NL__2PRFIN20110526_100019_000000463103_00008_48298_4426.N1	26-MAY-2011 10:00:19	Straylight	46.000	40	The Sco	1.8590	7100.0	92	48298	No
133	GOM_NL__2PRFIN20110526_100208_000000513103_00008_48298_4427.N1	26-MAY-2011 10:02:08	Straylight	50.500	25	35Lam Sco	1.6200	28000.	101	48298	No
134	GOM_NL__2PRFIN20110526_100403_000000513103_00008_48298_4428.N1	26-MAY-2011 10:04:03	Twilight_stray	50.500	75	26Eps Sco	2.2910	4250.0	101	48298	No
135	GOM_NL__2PRFIN20110526_100610_000000433103_00008_48298_4429.N1	26-MAY-2011 10:06:10	Twilight_stray	43.000	136	23Tau Sco	2.8220	30000.	86	48298	No
136	GOM_NL__2PRFIN20110526_100820_000000413103_00008_48298_4430.N1	26-MAY-2011 10:08:20	Bright	41.000	80	7Del Sco	2.3160	30000.	82	48298	No
137	GOM_NL__2PRFIN20110526_100958_000000503103_00008_48298_4431.N1	26-MAY-2011 10:09:58	Bright	49.500	86	35Eta Oph	2.4300	10200.	99	48298	No
138	GOM_NL__2PRFIN20110526_101154_000000443103_00008_48298_4432.N1	26-MAY-2011 10:11:54	Bright	43.500	98	13Zet Oph	2.5710	30000.	87	48298	No
139	GOM_NL__2PRFIN20110526_101410_000000423103_00008_48298_4433.N1	26-MAY-2011 10:14:10	Bright	42.000	120	1Del Oph	2.7340	3200.0	84	48298	No
140	GOM_NL__2PRFIN20110526_101711_000000393103_00008_48298_4434.N1	26-MAY-2011 10:17:11	Bright	38.500	102	24Alp Ser	2.6000	4250.0	77	48298	No
141	GOM_NL__2PRFIN20110526_102312_000000573103_00008_48298_4435.N1	26-MAY-2011 10:23:12	Bright	57.000	67	5Alp CrB	2.2210	11000.	114	48298	No
142	GOM_NL__2PRFIN20110526_102618_000000683103_00008_48298_4436.N1	26-MAY-2011 10:26:18	Bright	68.000	133	40Zet Her	2.8070	6000.0	136	48298	No
143	GOM_NL__2PRFIN20110526_103356_000000403103_00008_48298_4437.N1	26-MAY-2011 10:33:56	Bright	39.500	119	14Eta Dra	2.7270	4700.0	79	48298	No
144	GOM_NL__2PRFIN20110526_104434_000000473103_00008_48298_4438.N1	26-MAY-2011 10:44:34	Bright	46.500	89	5Alp Cep	2.4510	8000.0	93	48298	No
145	GOM_NL__2PRFIN20110526_104900_000000553103_00008_48298_4439.N1	26-MAY-2011 10:49:00	Bright	55.000	76	27Gam Cas	2.3000	30000.	110	48298	No
146	GOM_NL__2PRFIN20110526_105630_000000403103_00008_48298_4440.N1	26-MAY-2011 10:56:30	Bright	40.000	53	43Bet And	2.0480	3300.0	80	48298	No
147	GOM_NL__2PRFIN20110526_105904_000000473103_00008_48298_4441.N1	26-MAY-2011 10:59:04	Twilight_stray	47.000	58	21Alp And	2.0730	11000.	94	48298	No
148	GOM_NL__2PRFIN20110526_110341_000000493103_00008_48298_4442.N1	26-MAY-2011 11:03:41	Dark	48.500	140	88Gam Peg	2.8340	26000.	97	48298	No
149	GOM_NL__2PRFIN20110526_111233_000000473103_00008_48298_4443.N1	26-MAY-2011 11:12:33	Dark	46.500	52	16Bet Cet	2.0370	4500.0	93	48298	No
150	GOM_NL__2PRFIN20110526_112413_000000483103_00009_48299_4471.N1	26-MAY-2011 11:24:13	Dark	48.000	63	Bet Gru	2.1500	2800.0	96	48299	No
151	GOM_NL__2PRFIN20110526_112558_000000433103_00009_48299_4472.N1	26-MAY-2011 11:25:58	Dark	43.000	31	Alp Gru	1.7340	15200.	86	48299	No
152	GOM_NL__2PRFIN20110526_113112_000000443103_00009_48299_4473.N1	26-MAY-2011 11:31:12	Dark	44.000	45	Alp Pav	1.9400	26000.	88	48299	No
153	GOM_NL__2PRFIN20110526_113743_000000473103_00009_48299_4474.N1	26-MAY-2011 11:37:43	Straylight	47.000	141	Bet Ara	2.8400	4600.0	94	48299	No
154	GOM_NL__2PRFIN20110526_114034_000000483103_00009_48299_4475.N1	26-MAY-2011 11:40:34	Straylight	48.000	40	The Sco	1.8590	7100.0	96	48299	No
155	GOM_NL__2PRFIN20110526_114223_000000503103_00009_48299_4476.N1	26-MAY-2011 11:42:23	Straylight	49.500	25	35Lam Sco	1.6200	28000.	99	48299	No
156	GOM_NL__2PRFIN20110526_114418_000000483103_00009_48299_4477.N1	26-MAY-2011 11:44:18	Twilight_stray	47.500	75	26Eps Sco	2.2910	4250.0	95	48299	No
157	GOM_NL__2PRFIN20110526_114624_000000453103_00009_48299_4478.N1	26-MAY-2011 11:46:24	Twilight_stray	45.000	136	23Tau Sco	2.8220	30000.	90	48299	No
158	GOM_NL__2PRFIN20110526_114834_000000423103_00009_48299_4479.N1	26-MAY-2011 11:48:34	Bright	42.000	80	7Del Sco	2.3160	30000.	84	48299	No
159	GOM_NL__2PRFIN20110526_115012_000000503103_00009_48299_4480.N1	26-MAY-2011 11:50:12	Bright	49.500	86	35Eta Oph	2.4300	10200.	99	48299	No
160	GOM_NL__2PRFIN20110526_115208_000000643103_00009_48299_4481.N1	26-MAY-2011 11:52:08	Bright	64.000	98	13Zet Oph	2.5710	30000.	128	48299	No

161	GOM_NL__2PRFIN20110526_115423_000000433103_00009_48299_4482.N1	26-MAY-2011 11:54:23	Bright	42.500	120	1Del Oph	2.7340	3200.0	85	48299	No
162	GOM_NL__2PRFIN20110526_115725_000000393103_00009_48299_4483.N1	26-MAY-2011 11:57:25	Bright	38.500	102	24Alp Ser	2.6000	4250.0	77	48299	No
163	GOM_NL__2PRFIN20110526_120326_000000573103_00009_48299_4484.N1	26-MAY-2011 12:03:26	Bright	57.000	67	5Alp CrB	2.2210	11000.	114	48299	No
164	GOM_NL__2PRFIN20110526_120632_000000683103_00009_48299_4485.N1	26-MAY-2011 12:06:32	Bright	68.000	133	40Zet Her	2.8070	6000.0	136	48299	No
165	GOM_NL__2PRFIN20110526_121409_000000383103_00009_48299_4486.N1	26-MAY-2011 12:14:09	Bright	37.500	119	14Eta Dra	2.7270	4700.0	75	48299	No
166	GOM_NL__2PRFIN20110526_122447_000000473103_00009_48299_4487.N1	26-MAY-2011 12:24:47	Bright	47.000	89	5Alp Cep	2.4510	8000.0	94	48299	No
167	GOM_NL__2PRFIN20110526_122913_000000383103_00009_48299_4488.N1	26-MAY-2011 12:29:13	Bright	37.500	76	27Gam Cas	2.3000	30000.	75	48299	No
168	GOM_NL__2PRFIN20110526_123644_000000403103_00009_48299_4489.N1	26-MAY-2011 12:36:44	Bright	39.500	53	43Bet And	2.0480	3300.0	79	48299	No
169	GOM_NL__2PRFIN20110526_123918_000000513103_00009_48299_4490.N1	26-MAY-2011 12:39:18	Twi_and_stray	51.000	58	21Alp And	2.0730	11000.	102	48299	No
170	GOM_NL__2PRFIN20110526_124355_000000473103_00009_48299_4491.N1	26-MAY-2011 12:43:55	Dark	47.000	140	88Gam Peg	2.8340	26000.	94	48299	No
171	GOM_NL__2PRFIN20110526_125248_000000453103_00009_48299_4492.N1	26-MAY-2011 12:52:48	Dark	45.000	52	16Bet Cet	2.0370	4500.0	90	48299	No
172	GOM_NL__2PRFIN20110526_130428_000000533103_00010_48300_4538.N1	26-MAY-2011 13:04:28	Dark	53.000	63	Bet Gru	2.1500	2800.0	106	48300	No
173	GOM_NL__2PRFIN20110526_130613_000000493103_00010_48300_4539.N1	26-MAY-2011 13:06:13	Dark	48.500	31	Alp Gru	1.7340	15200.	97	48300	No
174	GOM_NL__2PRFIN20110526_131126_000000433103_00010_48300_4540.N1	26-MAY-2011 13:11:26	Dark	43.000	45	Alp Pav	1.9400	26000.	86	48300	No
175	GOM_NL__2PRFIN20110526_131758_000000413103_00010_48300_4541.N1	26-MAY-2011 13:17:58	Straylight	40.500	141	Bet Ara	2.8400	4600.0	81	48300	No
176	GOM_NL__2PRFIN20110526_132048_000000503103_00010_48300_4542.N1	26-MAY-2011 13:20:48	Straylight	50.000	40	The Sco	1.8590	7100.0	100	48300	No
177	GOM_NL__2PRFIN20110526_132237_000000473103_00010_48300_4543.N1	26-MAY-2011 13:22:37	Straylight	46.500	25	35Lam Sco	1.6200	28000.	93	48300	No
178	GOM_NL__2PRFIN20110526_132432_000000493103_00010_48300_4544.N1	26-MAY-2011 13:24:32	Twi_and_stray	48.500	75	26Eps Sco	2.2910	4250.0	97	48300	No
179	GOM_NL__2PRFIN20110526_132638_000000443103_00010_48300_4545.N1	26-MAY-2011 13:26:38	Twi_and_stray	43.500	136	23Tau Sco	2.8220	30000.	87	48300	No
180	GOM_NL__2PRFIN20110526_132848_000000443103_00010_48300_4546.N1	26-MAY-2011 13:28:48	Bright	43.500	80	7Del Sco	2.3160	30000.	87	48300	No
181	GOM_NL__2PRFIN20110526_133026_000000503103_00010_48300_4547.N1	26-MAY-2011 13:30:26	Bright	49.500	86	35Eta Oph	2.4300	10200.	99	48300	No
182	GOM_NL__2PRFIN20110526_133222_000000583103_00010_48300_4548.N1	26-MAY-2011 13:32:22	Bright	58.000	98	13Zet Oph	2.5710	30000.	116	48300	No
183	GOM_NL__2PRFIN20110526_133437_000000423103_00010_48300_4549.N1	26-MAY-2011 13:34:37	Bright	42.000	120	1Del Oph	2.7340	3200.0	84	48300	No
184	GOM_NL__2PRFIN20110526_133739_000000393103_00010_48300_4550.N1	26-MAY-2011 13:37:39	Bright	38.500	102	24Alp Ser	2.6000	4250.0	77	48300	No
185	GOM_NL__2PRFIN20110526_134339_000000573103_00010_48300_4551.N1	26-MAY-2011 13:43:39	Bright	57.000	67	5Alp CrB	2.2210	11000.	114	48300	No
186	GOM_NL__2PRFIN20110526_134645_000000463103_00010_48300_4552.N1	26-MAY-2011 13:46:45	Bright	45.500	133	40Zet Her	2.8070	6000.0	91	48300	No
187	GOM_NL__2PRFIN20110526_135423_000000383103_00010_48300_4553.N1	26-MAY-2011 13:54:23	Bright	37.500	119	14Eta Dra	2.7270	4700.0	75	48300	No
188	GOM_NL__2PRFIN20110526_140501_000000533103_00010_48300_4554.N1	26-MAY-2011 14:05:01	Bright	53.000	89	5Alp Cep	2.4510	8000.0	106	48300	No
189	GOM_NL__2PRFIN20110526_140927_000000383103_00010_48300_4555.N1	26-MAY-2011 14:09:27	Bright	37.500	76	27Gam Cas	2.3000	30000.	75	48300	No
190	GOM_NL__2PRFIN20110526_141659_000000413103_00010_48300_4556.N1	26-MAY-2011 14:16:59	Bright	40.500	53	43Bet And	2.0480	3300.0	81	48300	No
191	GOM_NL__2PRFIN20110526_141933_000000523103_00010_48300_4557.N1	26-MAY-2011 14:19:33	Twi_and_stray	51.500	58	21Alp And	2.0730	11000.	103	48300	No
192	GOM_NL__2PRFIN20110526_142410_000000503103_00010_48300_4558.N1	26-MAY-2011 14:24:10	Dark	50.000	140	88Gam Peg	2.8340	26000.	100	48300	No
193	GOM_NL__2PRFIN20110526_143302_000000483103_00010_48300_4559.N1	26-MAY-2011 14:33:02	Dark	48.000	52	16Bet Cet	2.0370	4500.0	96	48300	No
194	GOM_NL__2PRFIN20110526_144442_000000543103_00011_48301_4622.N1	26-MAY-2011 14:44:42	Dark	54.000	63	Bet Gru	2.1500	2800.0	108	48301	No
195	GOM_NL__2PRFIN20110526_144628_000000453103_00011_48301_4623.N1	26-MAY-2011 14:46:28	Dark	44.500	31	Alp Gru	1.7340	15200.	89	48301	No
196	GOM_NL__2PRFIN20110526_145141_000000453103_00011_48301_4624.N1	26-MAY-2011 14:51:41	Dark	44.500	45	Alp Pav	1.9400	26000.	89	48301	No
197	GOM_NL__2PRFIN20110526_145812_000000473103_00011_48301_4625.N1	26-MAY-2011 14:58:12	Straylight	47.000	141	Bet Ara	2.8400	4600.0	94	48301	No
198	GOM_NL__2PRFIN20110526_150102_000000493103_00011_48301_4626.N1	26-MAY-2011 15:01:02	Straylight	48.500	40	The Sco	1.8590	7100.0	97	48301	No
199	GOM_NL__2PRFIN20110526_150251_000000523103_00011_48301_4627.N1	26-MAY-2011 15:02:51	Straylight	51.500	25	35Lam Sco	1.6200	28000.	103	48301	No
200	GOM_NL__2PRFIN20110526_150446_000000503103_00011_48301_4628.N1	26-MAY-2011 15:04:46	Twi_and_stray	50.000	75	26Eps Sco	2.2910	4250.0	100	48301	No
201	GOM_NL__2PRFIN20110526_150652_000000433103_00011_48301_4629.N1	26-MAY-2011 15:06:52	Twi_and_stray	42.500	136	23Tau Sco	2.8220	30000.	85	48301	No
202	GOM_NL__2PRFIN20110526_150902_000000413103_00011_48301_4630.N1	26-MAY-2011 15:09:02	Bright	41.000	80	7Del Sco	2.3160	30000.	82	48301	No
203	GOM_NL__2PRFIN20110526_151040_000000503103_00011_48301_4631.N1	26-MAY-2011 15:10:40	Bright	49.500	86	35Eta Oph	2.4300	10200.	99	48301	No
204	GOM_NL__2PRFIN20110526_151236_000000443103_00011_48301_4632.N1	26-MAY-2011 15:12:36	Bright	44.000	98	13Zet Oph	2.5710	30000.	88	48301	No
205	GOM_NL__2PRFIN20110526_151451_000000423103_00011_48301_4633.N1	26-MAY-2011 15:14:51	Bright	41.500	120	1Del Oph	2.7340	3200.0	83	48301	No
206	GOM_NL__2PRFIN20110526_151753_000000393103_00011_48301_4634.N1	26-MAY-2011 15:17:53	Bright	39.000	102	24Alp Ser	2.6000	4250.0	78	48301	No
207	GOM_NL__2PRFIN20110526_152353_000000393103_00011_48301_4635.N1	26-MAY-2011 15:23:53	Bright	38.500	67	5Alp CrB	2.2210	11000.	77	48301	No
208	GOM_NL__2PRFIN20110526_152658_000000473103_00011_48301_4636.N1	26-MAY-2011 15:26:58	Bright	47.000	133	40Zet Her	2.8070	6000.0	94	48301	No
209	GOM_NL__2PRFIN20110526_153436_000000423103_00011_48301_4637.N1	26-MAY-2011 15:34:36	Bright	42.000	119	14Eta Dra	2.7270	4700.0	84	48301	No
210	GOM_NL__2PRFIN20110526_154515_000000463103_00011_48301_4638.N1	26-MAY-2011 15:45:15	Bright	46.000	89	5Alp Cep	2.4510	8000.0	92	48301	No
211	GOM_NL__2PRFIN20110526_154942_000000553103_00011_48301_4639.N1	26-MAY-2011 15:49:42	Bright	55.000	76	27Gam Cas	2.3000	30000.	110	48301	No
212	GOM_NL__2PRFIN20110526_155713_000000403103_00011_48301_4640.N1	26-MAY-2011 15:57:13	Bright	39.500	53	43Bet And	2.0480	3300.0	79	48301	No
213	GOM_NL__2PRFIN20110526_155947_000000503103_00011_48301_4641.N1	26-MAY-2011 15:59:47	Twi_and_stray	50.000	58	21Alp And	2.0730	11000.	100	48301	No
214	GOM_NL__2PRFIN20110526_160424_000000483103_00011_48301_4642.N1	26-MAY-2011 16:04:24	Dark	48.000	140	88Gam Peg	2.8340	26000.	96	48301	No
215	GOM_NL__2PRFIN20110526_161317_000000453103_00011_48301_4643.N1	26-MAY-2011 16:13:17	Dark	44.500	52	16Bet Cet	2.0370	4500.0	89	48301	No
216	GOM_NL__2PRFIN20110526_162457_000000603103_00012_48302_4707.N1	26-MAY-2011 16:24:57	Dark	59.500	63	Bet Gru	2.1500	2800.0	119	48302	No
217	GOM_NL__2PRFIN20110526_162643_000000463103_00012_48302_4708.N1	26-MAY-2011 16:26:43	Dark	46.000	31	Alp Gru	1.7340	15200.	92	48302	No
218	GOM_NL__2PRFIN20110526_163156_000000443103_00012_48302_4709.N1	26-MAY-2011 16:31:56	Dark	43.500	45	Alp Pav	1.9400	26000.	87	48302	No
219	GOM_NL__2PRFIN20110526_163827_000000453103_00012_48302_4710.N1	26-MAY-2011 16:38:27	Straylight	45.000	141	Bet Ara	2.8400	4600.0	90	48302	No

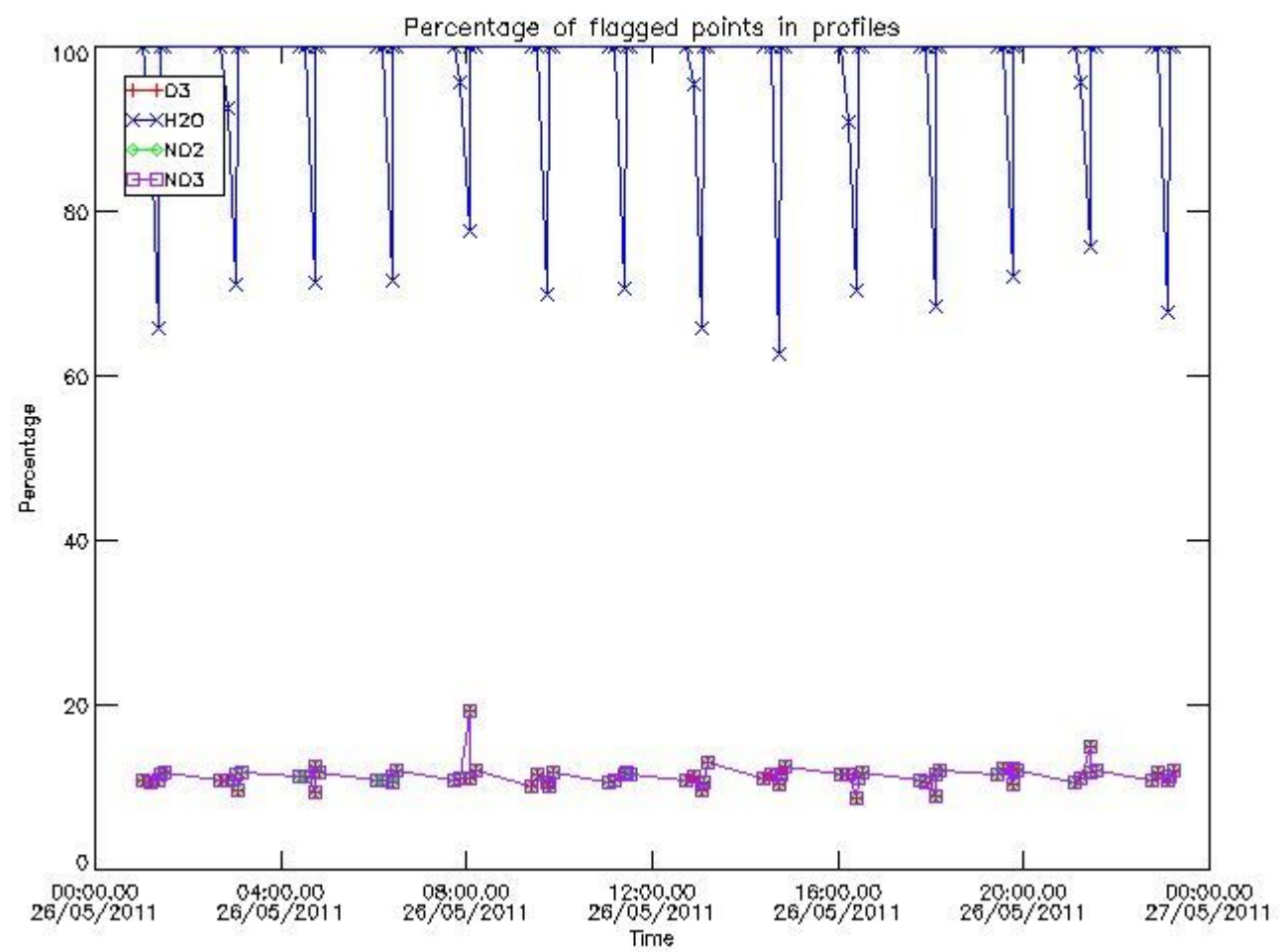
220	GOM_NL__2PRFIN20110526_164117_000000483103_00012_48302_4711.N1	26-MAY-2011 16:41:17	Straylight	48.000	40	The Sco	1.8590	7100.0	96	48302	No
221	GOM_NL__2PRFIN20110526_164306_000000513103_00012_48302_4712.N1	26-MAY-2011 16:43:06	Straylight	51.000	25	35Lam Sco	1.6200	28000.	102	48302	No
222	GOM_NL__2PRFIN20110526_164500_000000483103_00012_48302_4713.N1	26-MAY-2011 16:45:00	Tw_i_and_stray	48.000	75	26Eps Sco	2.2910	4250.0	96	48302	No
223	GOM_NL__2PRFIN20110526_164707_000000453103_00012_48302_4714.N1	26-MAY-2011 16:47:07	Tw_i_and_stray	44.500	136	23Tau Sco	2.8220	30000.	89	48302	No
224	GOM_NL__2PRFIN20110526_164916_000000443103_00012_48302_4715.N1	26-MAY-2011 16:49:16	Bright	43.500	80	7Del Sco	2.3160	30000.	87	48302	No
225	GOM_NL__2PRFIN20110526_165054_000000503103_00012_48302_4716.N1	26-MAY-2011 16:50:54	Bright	49.500	86	35Eta Oph	2.4300	10200.	99	48302	No
226	GOM_NL__2PRFIN20110526_165250_000000443103_00012_48302_4717.N1	26-MAY-2011 16:52:50	Bright	43.500	98	13Zet Oph	2.5710	30000.	87	48302	No
227	GOM_NL__2PRFIN20110526_165505_000000423103_00012_48302_4718.N1	26-MAY-2011 16:55:05	Bright	41.500	120	1Del Oph	2.7340	3200.0	83	48302	No
228	GOM_NL__2PRFIN20110526_165807_000000393103_00012_48302_4719.N1	26-MAY-2011 16:58:07	Bright	38.500	102	24Alp Ser	2.6000	4250.0	77	48302	No
229	GOM_NL__2PRFIN20110526_170407_000000413103_00012_48302_4720.N1	26-MAY-2011 17:04:07	Bright	40.500	67	5Alp CrB	2.2210	11000.	81	48302	No
230	GOM_NL__2PRFIN20110526_170711_000000483103_00012_48302_4721.N1	26-MAY-2011 17:07:11	Bright	48.000	133	40Zet Her	2.8070	6000.0	96	48302	No
231	GOM_NL__2PRFIN20110526_171450_000000403103_00012_48302_4722.N1	26-MAY-2011 17:14:50	Bright	39.500	119	14Eta Dra	2.7270	4700.0	79	48302	No
232	GOM_NL__2PRFIN20110526_172528_000000683103_00012_48302_4723.N1	26-MAY-2011 17:25:28	Bright	68.000	89	5Alp Cep	2.4510	8000.0	136	48302	No
233	GOM_NL__2PRFIN20110526_172956_000000553103_00012_48302_4724.N1	26-MAY-2011 17:29:56	Bright	55.000	76	27Gam Cas	2.3000	30000.	110	48302	No
234	GOM_NL__2PRFIN20110526_173727_000000533103_00012_48302_4725.N1	26-MAY-2011 17:37:27	Bright	53.000	53	43Bet And	2.0480	3300.0	106	48302	No
235	GOM_NL__2PRFIN20110526_174001_000000503103_00012_48302_4726.N1	26-MAY-2011 17:40:01	Tw_i_and_stray	49.500	58	21Alp And	2.0730	11000.	99	48302	No
236	GOM_NL__2PRFIN20110526_174439_000000483103_00012_48302_4727.N1	26-MAY-2011 17:44:39	Dark	47.500	140	88Gam Peg	2.8340	26000.	95	48302	No
237	GOM_NL__2PRFIN20110526_175331_000000483103_00012_48302_4728.N1	26-MAY-2011 17:53:31	Dark	48.000	52	16Bet Cet	2.0370	4500.0	96	48302	No
238	GOM_NL__2PRFIN20110526_180512_000000583103_00013_48303_4845.N1	26-MAY-2011 18:05:12	Dark	57.500	63	Bet Gru	2.1500	2800.0	115	48303	No
239	GOM_NL__2PRFIN20110526_180658_000000453103_00013_48303_4846.N1	26-MAY-2011 18:06:58	Dark	44.500	31	Alp Gru	1.7340	15200.	89	48303	No
240	GOM_NL__2PRFIN20110526_181210_000000423103_00013_48303_4847.N1	26-MAY-2011 18:12:10	Dark	42.000	45	Alp Pav	1.9400	26000.	84	48303	No
241	GOM_NL__2PRFIN20110526_181841_000000393103_00013_48303_4848.N1	26-MAY-2011 18:18:41	Straylight	39.000	141	Bet Ara	2.8400	4600.0	78	48303	No
242	GOM_NL__2PRFIN20110526_182132_000000523103_00013_48303_4849.N1	26-MAY-2011 18:21:32	Straylight	52.000	40	The Sco	1.8590	7100.0	104	48303	No
243	GOM_NL__2PRFIN20110526_182321_000000523103_00013_48303_4850.N1	26-MAY-2011 18:23:21	Straylight	52.000	25	35Lam Sco	1.6200	28000.	104	48303	No
244	GOM_NL__2PRFIN20110526_182515_000000513103_00013_48303_4851.N1	26-MAY-2011 18:25:15	Tw_i_and_stray	50.500	75	26Eps Sco	2.2910	4250.0	101	48303	No
245	GOM_NL__2PRFIN20110526_182721_000000443103_00013_48303_4852.N1	26-MAY-2011 18:27:21	Tw_i_and_stray	43.500	136	23Tau Sco	2.8220	30000.	87	48303	No
246	GOM_NL__2PRFIN20110526_182931_000000423103_00013_48303_4853.N1	26-MAY-2011 18:29:31	Bright	41.500	80	7Del Sco	2.3160	30000.	83	48303	No
247	GOM_NL__2PRFIN20110526_183108_000000503103_00013_48303_4854.N1	26-MAY-2011 18:31:08	Bright	49.500	86	35Eta Oph	2.4300	10200.	99	48303	No
248	GOM_NL__2PRFIN20110526_183304_000000453103_00013_48303_4855.N1	26-MAY-2011 18:33:04	Bright	44.500	98	13Zet Oph	2.5710	30000.	89	48303	No
249	GOM_NL__2PRFIN20110526_183519_000000423103_00013_48303_4856.N1	26-MAY-2011 18:35:19	Bright	41.500	120	1Del Oph	2.7340	3200.0	83	48303	No
250	GOM_NL__2PRFIN20110526_183821_000000393103_00013_48303_4857.N1	26-MAY-2011 18:38:21	Bright	39.000	102	24Alp Ser	2.6000	4250.0	78	48303	No
251	GOM_NL__2PRFIN20110526_184421_000000403103_00013_48303_4858.N1	26-MAY-2011 18:44:21	Bright	39.500	67	5Alp CrB	2.2210	11000.	79	48303	No
252	GOM_NL__2PRFIN20110526_184725_000000493103_00013_48303_4859.N1	26-MAY-2011 18:47:25	Bright	48.500	133	40Zet Her	2.8070	6000.0	97	48303	No
253	GOM_NL__2PRFIN20110526_185504_000000423103_00013_48303_4860.N1	26-MAY-2011 18:55:04	Bright	41.500	119	14Eta Dra	2.7270	4700.0	83	48303	No
254	GOM_NL__2PRFIN20110526_190541_000000473103_00013_48303_4861.N1	26-MAY-2011 19:05:41	Bright	46.500	89	5Alp Cep	2.4510	8000.0	93	48303	No
255	GOM_NL__2PRFIN20110526_191009_000000353103_00013_48303_4862.N1	26-MAY-2011 19:10:09	Bright	34.500	76	27Gam Cas	2.3000	30000.	69	48303	No
256	GOM_NL__2PRFIN20110526_191741_000000403103_00013_48303_4863.N1	26-MAY-2011 19:17:41	Bright	40.000	53	43Bet And	2.0480	3300.0	80	48303	No
257	GOM_NL__2PRFIN20110526_192015_000000503103_00013_48303_4864.N1	26-MAY-2011 19:20:15	Tw_i_and_stray	50.000	58	21Alp And	2.0730	11000.	100	48303	No
258	GOM_NL__2PRFIN20110526_192453_000000483103_00013_48303_4865.N1	26-MAY-2011 19:24:53	Dark	48.000	140	88Gam Peg	2.8340	26000.	96	48303	No
259	GOM_NL__2PRFIN20110526_193346_000000463103_00013_48303_4866.N1	26-MAY-2011 19:33:46	Dark	45.500	52	16Bet Cet	2.0370	4500.0	91	48303	No
260	GOM_NL__2PRFIN20110526_194527_000000603103_00014_48304_4858.N1	26-MAY-2011 19:45:27	Dark	59.500	63	Bet Gru	2.1500	2800.0	119	48304	No
261	GOM_NL__2PRFIN20110526_194713_000000463103_00014_48304_4859.N1	26-MAY-2011 19:47:13	Dark	45.500	31	Alp Gru	1.7340	15200.	91	48304	No
262	GOM_NL__2PRFIN20110526_195225_000000433103_00014_48304_4860.N1	26-MAY-2011 19:52:25	Dark	42.500	45	Alp Pav	1.9400	26000.	85	48304	No
263	GOM_NL__2PRFIN20110526_195855_000000403103_00014_48304_4861.N1	26-MAY-2011 19:58:55	Straylight	39.500	141	Bet Ara	2.8400	4600.0	79	48304	No
264	GOM_NL__2PRFIN20110526_200146_000000533103_00014_48304_4862.N1	26-MAY-2011 20:01:46	Straylight	53.000	40	The Sco	1.8590	7100.0	106	48304	No
265	GOM_NL__2PRFIN20110526_200335_000000513103_00014_48304_4863.N1	26-MAY-2011 20:03:35	Straylight	50.500	25	35Lam Sco	1.6200	28000.	101	48304	No
266	GOM_NL__2PRFIN20110526_200529_000000503103_00014_48304_4864.N1	26-MAY-2011 20:05:29	Tw_i_and_stray	49.500	75	26Eps Sco	2.2910	4250.0	99	48304	No
267	GOM_NL__2PRFIN20110526_200735_000000433103_00014_48304_4865.N1	26-MAY-2011 20:07:35	Tw_i_and_stray	43.000	136	23Tau Sco	2.8220	30000.	86	48304	No
268	GOM_NL__2PRFIN20110526_200945_000000413103_00014_48304_4866.N1	26-MAY-2011 20:09:45	Bright	41.000	80	7Del Sco	2.3160	30000.	82	48304	No
269	GOM_NL__2PRFIN20110526_201122_000000503103_00014_48304_4867.N1	26-MAY-2011 20:11:22	Bright	50.000	86	35Eta Oph	2.4300	10200.	100	48304	No
270	GOM_NL__2PRFIN20110526_201318_000000443103_00014_48304_4868.N1	26-MAY-2011 20:13:18	Bright	44.000	98	13Zet Oph	2.5710	30000.	88	48304	No
271	GOM_NL__2PRFIN20110526_201533_000000423103_00014_48304_4869.N1	26-MAY-2011 20:15:33	Bright	42.000	120	1Del Oph	2.7340	3200.0	84	48304	No
272	GOM_NL__2PRFIN20110526_201835_000000573103_00014_48304_4870.N1	26-MAY-2011 20:18:35	Bright	57.000	102	24Alp Ser	2.6000	4250.0	114	48304	No
273	GOM_NL__2PRFIN20110526_202434_000000403103_00014_48304_4871.N1	26-MAY-2011 20:24:34	Bright	39.500	67	5Alp CrB	2.2210	11000.	79	48304	No
274	GOM_NL__2PRFIN20110526_202738_000000463103_00014_48304_4872.N1	26-MAY-2011 20:27:38	Bright	45.500	133	40Zet Her	2.8070	6000.0	91	48304	No
275	GOM_NL__2PRFIN20110526_203517_000000433103_00014_48304_4873.N1	26-MAY-2011 20:35:17	Bright	42.500	119	14Eta Dra	2.7270	4700.0	85	48304	No
276	GOM_NL__2PRFIN20110526_204555_000000453103_00014_48304_4874.N1	26-MAY-2011 20:45:55	Bright	44.500	89	5Alp Cep	2.4510	8000.0	89	48304	No
277	GOM_NL__2PRFIN20110526_205023_000000363103_00014_48304_4875.N1	26-MAY-2011 20:50:23	Bright	35.500	76	27Gam Cas	2.3000	30000.	71	48304	No
278	GOM_NL__2PRFIN20110526_205755_000000413103_00014_48304_4876.N1	26-MAY-2011 20:57:55	Bright	40.500	53	43Bet And	2.0480	3300.0	81	48304	No

279	GOM_NL__2PRFIN20110526_210029_000000533103_00014_48304_4877.N1	26-MAY-2011 21:00:29	Twilight	52.500	58	21Alp And	2.0730	11000.	105	48304	No
280	GOM_NL__2PRFIN20110526_210507_000000493103_00014_48304_4878.N1	26-MAY-2011 21:05:07	Dark	48.500	140	88Gam Peg	2.8340	26000.	97	48304	No
281	GOM_NL__2PRFIN20110526_211400_000000463103_00014_48304_4879.N1	26-MAY-2011 21:14:00	Dark	45.500	52	16Bet Cet	2.0370	4500.0	91	48304	No
282	GOM_NL__2PRFIN20110526_212542_000000583103_00015_48305_4931.N1	26-MAY-2011 21:25:42	Dark	58.000	63	Bet Gru	2.1500	2800.0	116	48305	No
283	GOM_NL__2PRFIN20110526_212728_000000483103_00015_48305_4932.N1	26-MAY-2011 21:27:28	Dark	47.500	31	Alp Gru	1.7340	15200.	95	48305	No
284	GOM_NL__2PRFIN20110526_213240_000000433103_00015_48305_4933.N1	26-MAY-2011 21:32:40	Dark	42.500	45	Alp Pav	1.9400	26000.	85	48305	No
285	GOM_NL__2PRFIN20110526_213910_000000443103_00015_48305_4934.N1	26-MAY-2011 21:39:10	Straylight	44.000	141	Bet Ara	2.8400	4600.0	88	48305	No
286	GOM_NL__2PRFIN20110526_214200_000000483103_00015_48305_4935.N1	26-MAY-2011 21:42:00	Straylight	48.000	40	The Sco	1.8590	7100.0	96	48305	No
287	GOM_NL__2PRFIN20110526_214349_000000503103_00015_48305_4936.N1	26-MAY-2011 21:43:49	Straylight	49.500	25	35Lam Sco	1.6200	28000.	99	48305	No
288	GOM_NL__2PRFIN20110526_214543_000000503103_00015_48305_4937.N1	26-MAY-2011 21:45:43	Twilight	49.500	75	26Eps Sco	2.2910	4250.0	99	48305	No
289	GOM_NL__2PRFIN20110526_214750_000000443103_00015_48305_4938.N1	26-MAY-2011 21:47:50	Twilight	43.500	136	23Tau Sco	2.8220	30000.	87	48305	No
290	GOM_NL__2PRFIN20110526_214959_000000423103_00015_48305_4939.N1	26-MAY-2011 21:49:59	Bright	41.500	80	7Del Sco	2.3160	30000.	83	48305	No
291	GOM_NL__2PRFIN20110526_215136_000000503103_00015_48305_4940.N1	26-MAY-2011 21:51:36	Bright	49.500	86	35Eta Oph	2.4300	10200.	99	48305	No
292	GOM_NL__2PRFIN20110526_215332_000000453103_00015_48305_4941.N1	26-MAY-2011 21:53:32	Bright	45.000	98	13Zet Oph	2.5710	30000.	90	48305	No
293	GOM_NL__2PRFIN20110526_215547_000000423103_00015_48305_4942.N1	26-MAY-2011 21:55:47	Bright	42.000	120	1Del Oph	2.7340	3200.0	84	48305	No
294	GOM_NL__2PRFIN20110526_215849_000000393103_00015_48305_4943.N1	26-MAY-2011 21:58:49	Bright	38.500	102	24Alp Ser	2.6000	4250.0	77	48305	No
295	GOM_NL__2PRFIN20110526_220448_000000393103_00015_48305_4944.N1	26-MAY-2011 22:04:48	Bright	38.500	67	5Alp CrB	2.2210	11000.	77	48305	No
296	GOM_NL__2PRFIN20110526_220752_000000523103_00015_48305_4945.N1	26-MAY-2011 22:07:52	Bright	52.000	133	40Zet Her	2.8070	6000.0	104	48305	No
297	GOM_NL__2PRFIN20110526_221531_000000413103_00015_48305_4946.N1	26-MAY-2011 22:15:31	Bright	41.000	119	14Eta Dra	2.7270	4700.0	82	48305	No
298	GOM_NL__2PRFIN20110526_222608_000000473103_00015_48305_4947.N1	26-MAY-2011 22:26:08	Bright	47.000	89	5Alp Cep	2.4510	8000.0	94	48305	No
299	GOM_NL__2PRFIN20110526_223037_000000553103_00015_48305_4948.N1	26-MAY-2011 22:30:37	Bright	55.000	76	27Gam Cas	2.3000	30000.	110	48305	No
300	GOM_NL__2PRFIN20110526_223809_000000413103_00015_48305_4949.N1	26-MAY-2011 22:38:09	Bright	41.000	53	43Bet And	2.0480	3300.0	82	48305	No
301	GOM_NL__2PRFIN20110526_224043_000000483103_00015_48305_4950.N1	26-MAY-2011 22:40:43	Twilight	48.000	58	21Alp And	2.0730	11000.	96	48305	No
302	GOM_NL__2PRFIN20110526_224522_000000463103_00015_48305_4951.N1	26-MAY-2011 22:45:22	Dark	46.000	140	88Gam Peg	2.8340	26000.	92	48305	No
303	GOM_NL__2PRFIN20110526_225415_000000483103_00015_48305_4952.N1	26-MAY-2011 22:54:15	Dark	47.500	52	16Bet Cet	2.0370	4500.0	95	48305	No
304	GOM_NL__2PRFIN20110526_230556_000000613103_00016_48306_4946.N1	26-MAY-2011 23:05:56	Dark	61.000	63	Bet Gru	2.1500	2800.0	122	48306	No
305	GOM_NL__2PRFIN20110526_230743_000000453103_00016_48306_4947.N1	26-MAY-2011 23:07:43	Dark	45.000	31	Alp Gru	1.7340	15200.	90	48306	No
306	GOM_NL__2PRFIN20110526_231254_000000433103_00016_48306_4948.N1	26-MAY-2011 23:12:54	Dark	42.500	45	Alp Pav	1.9400	26000.	85	48306	No
307	GOM_NL__2PRFIN20110526_231924_000000443103_00016_48306_4949.N1	26-MAY-2011 23:19:24	Straylight	43.500	141	Bet Ara	2.8400	4600.0	87	48306	No
308	GOM_NL__2PRFIN20110526_232215_000000493103_00016_48306_4950.N1	26-MAY-2011 23:22:15	Straylight	49.000	40	The Sco	1.8590	7100.0	98	48306	No
309	GOM_NL__2PRFIN20110526_232404_000000493103_00016_48306_4951.N1	26-MAY-2011 23:24:04	Straylight	48.500	25	35Lam Sco	1.6200	28000.	97	48306	No
310	GOM_NL__2PRFIN20110526_232558_000000463103_00016_48306_4952.N1	26-MAY-2011 23:25:58	Twilight	46.000	75	26Eps Sco	2.2910	4250.0	92	48306	No
311	GOM_NL__2PRFIN20110526_232804_000000453103_00016_48306_4953.N1	26-MAY-2011 23:28:04	Twilight	45.000	136	23Tau Sco	2.8220	30000.	90	48306	No
312	GOM_NL__2PRFIN20110526_233013_000000433103_00016_48306_4954.N1	26-MAY-2011 23:30:13	Bright	42.500	80	7Del Sco	2.3160	30000.	85	48306	No
313	GOM_NL__2PRFIN20110526_233150_000000493103_00016_48306_4955.N1	26-MAY-2011 23:31:50	Bright	49.000	86	35Eta Oph	2.4300	10200.	98	48306	No
314	GOM_NL__2PRFIN20110526_233346_000000443103_00016_48306_4956.N1	26-MAY-2011 23:33:46	Bright	44.000	98	13Zet Oph	2.5710	30000.	88	48306	No
315	GOM_NL__2PRFIN20110526_233601_000000423103_00016_48306_4957.N1	26-MAY-2011 23:36:01	Bright	41.500	120	1Del Oph	2.7340	3200.0	83	48306	No
316	GOM_NL__2PRFIN20110526_233902_000000573103_00016_48306_4958.N1	26-MAY-2011 23:39:02	Bright	57.000	102	24Alp Ser	2.6000	4250.0	114	48306	No
317	GOM_NL__2PRFIN20110526_234502_000000393103_00016_48306_4959.N1	26-MAY-2011 23:45:02	Bright	39.000	67	5Alp CrB	2.2210	11000.	78	48306	No
318	GOM_NL__2PRFIN20110526_234805_000000473103_00016_48306_4960.N1	26-MAY-2011 23:48:05	Bright	46.500	133	40Zet Her	2.8070	6000.0	93	48306	No
319	GOM_NL__2PRFIN20110526_235545_000000403103_00016_48306_4961.N1	26-MAY-2011 23:55:45	Bright	40.000	119	14Eta Dra	2.7270	4700.0	80	48306	No

3. Quality information per product

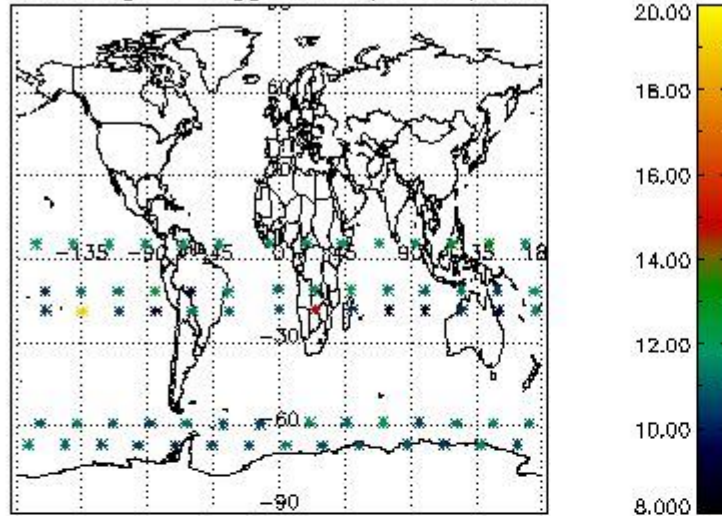
In this section it is plotted some information contained in the Quality Summary data set of the level 2 products. Only products in dark limb conditions and without errors (error flag in the MPH set to "0") are used.

3.1 Plot quality information per product (time dependant)

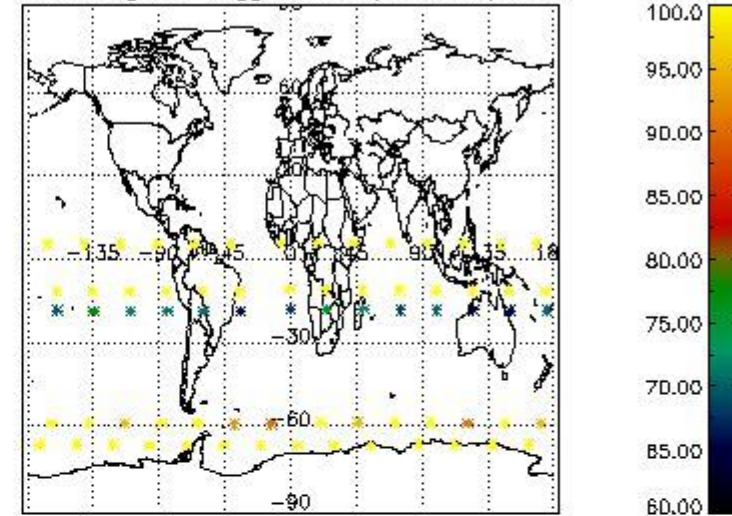


3.2 Plot quality information per product (world map)

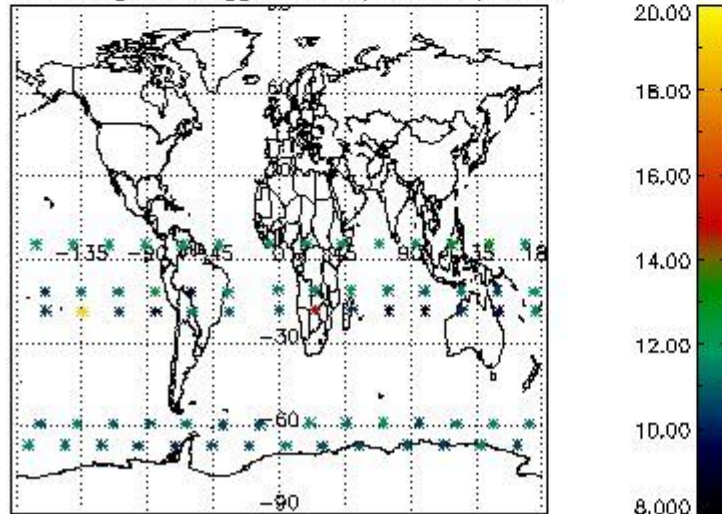
Percentage of flagged data per O3 profile



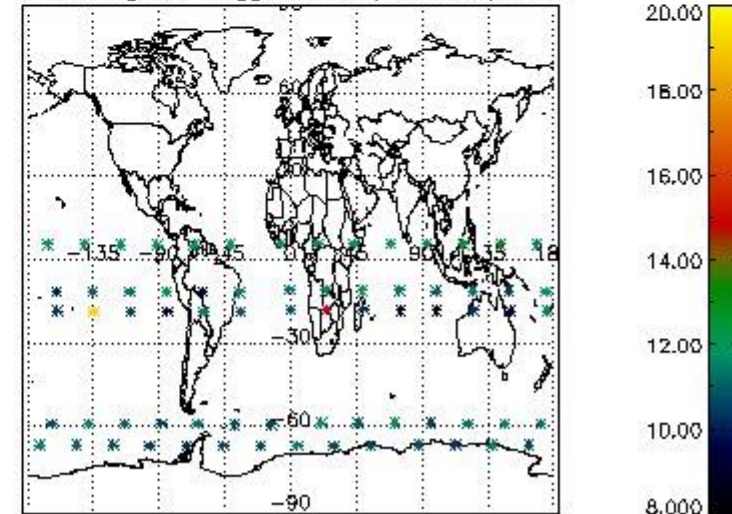
Percentage of flagged data per H2O profile



Percentage of flagged data per NO2 profile



Percentage of flagged data per NO3 profile

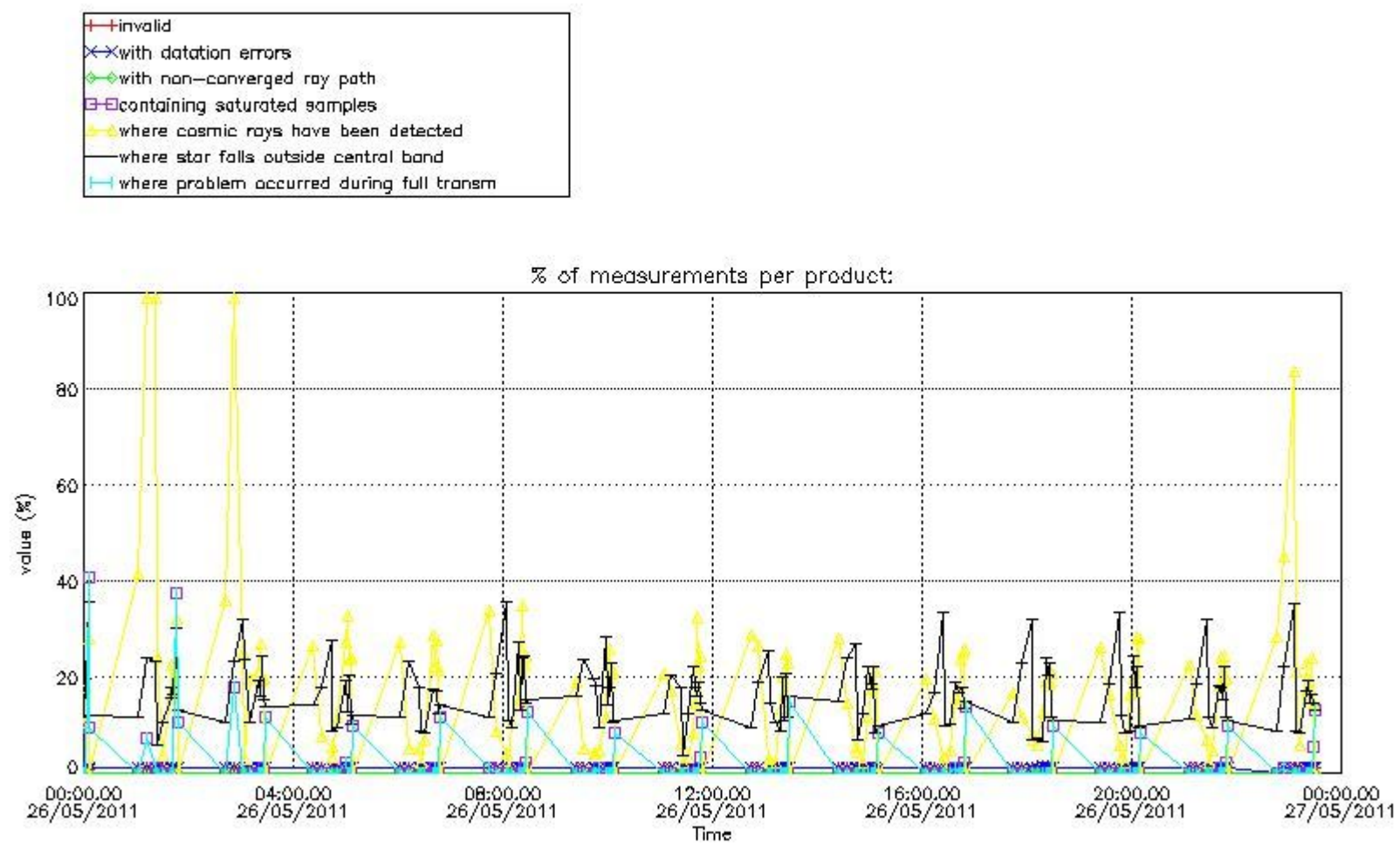


4. Level 1 quality information per product

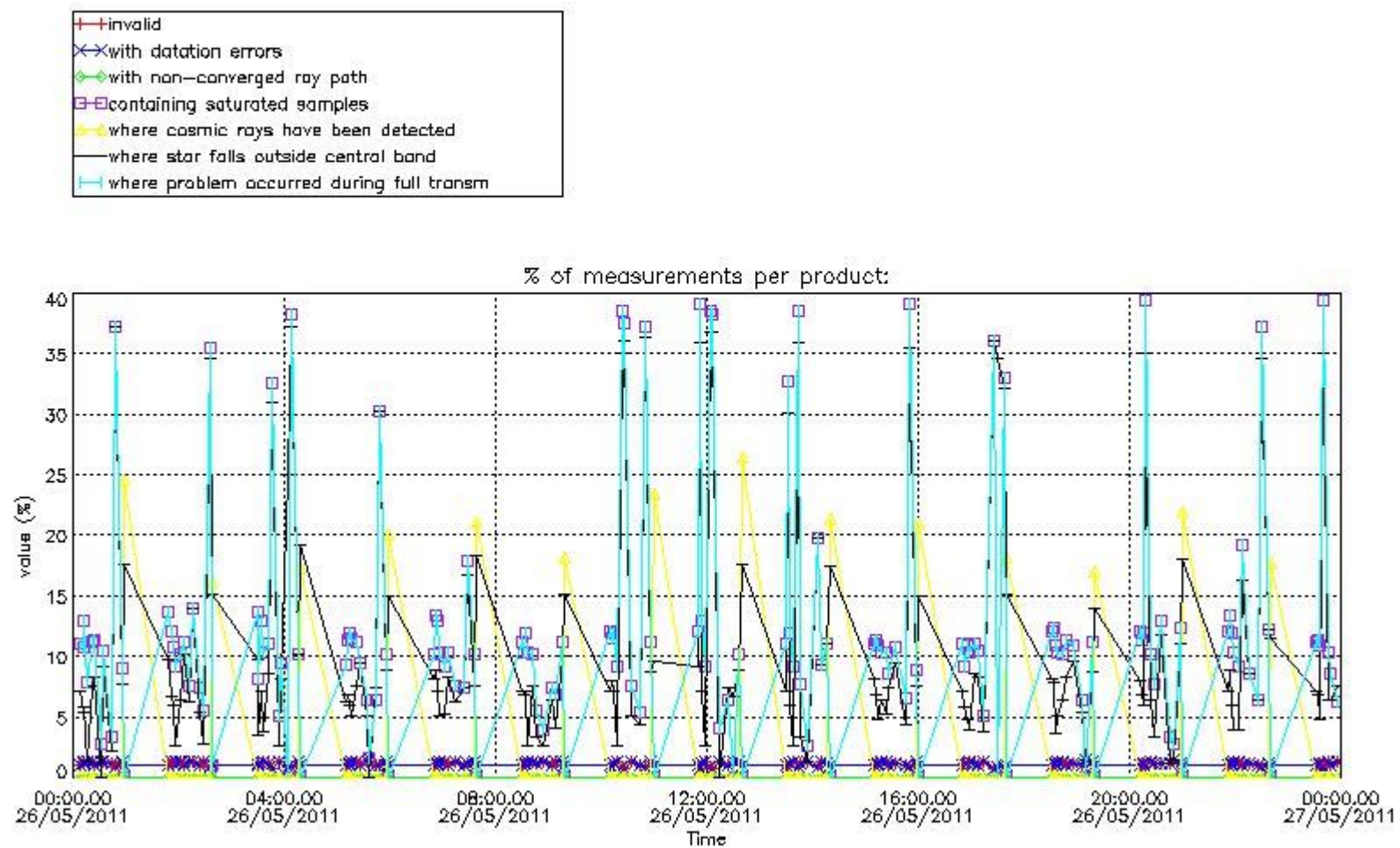
In this section it is plotted some information contained in the Quality Summary data set of the level 2 products that comes from the level 1b processing. Products without errors (error flag in the MPH set to "0") are used.

4.1 Plot quality information per product (time dependant) coming from level 1b processing

4.1.1 Plot level 1 quality information per product (time dependant): ENVISAT ASCENDING passes

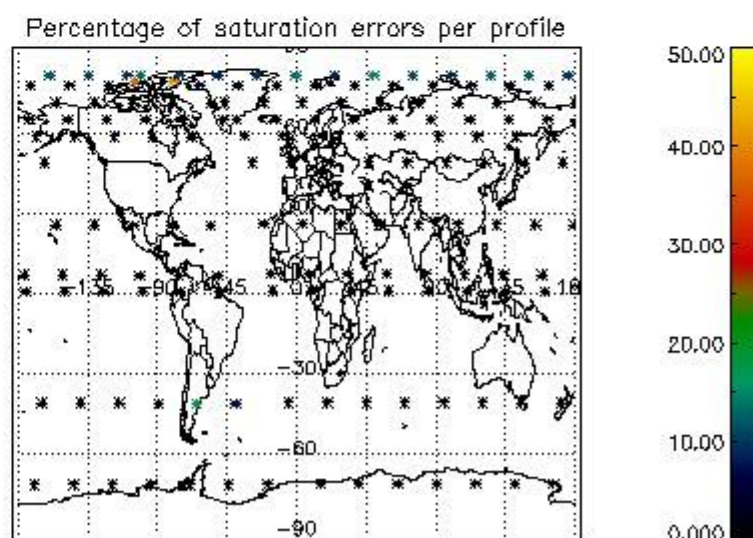
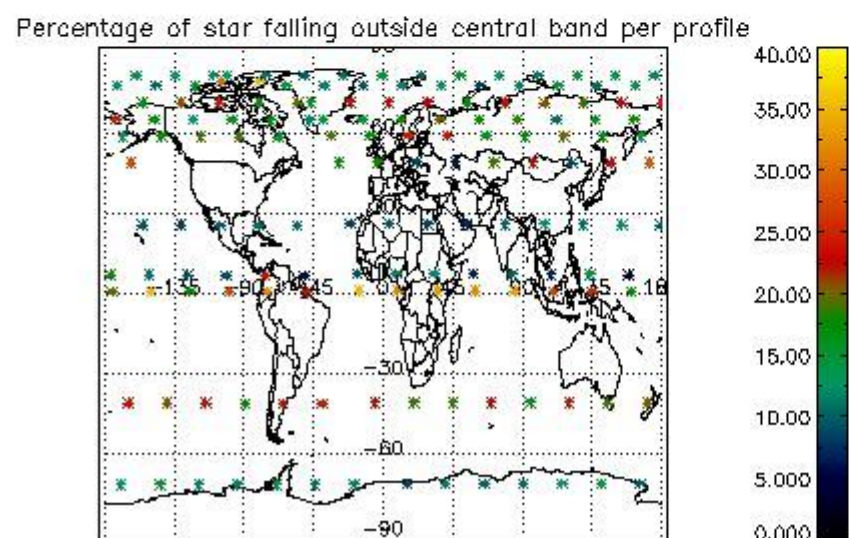
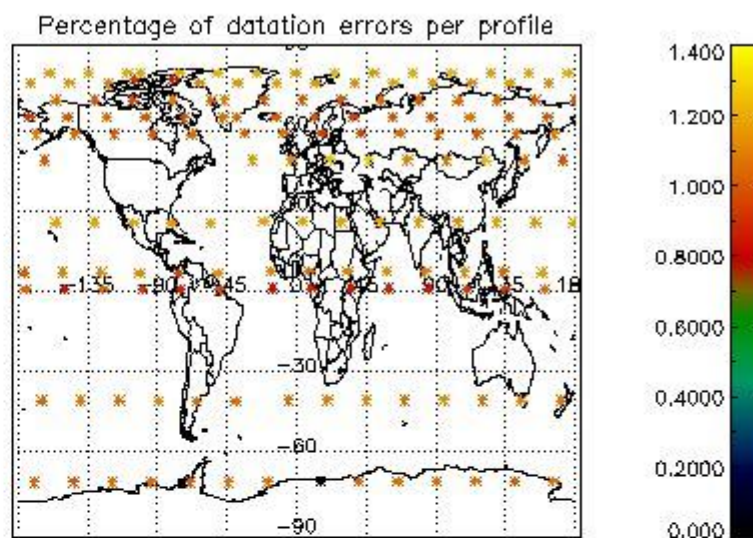
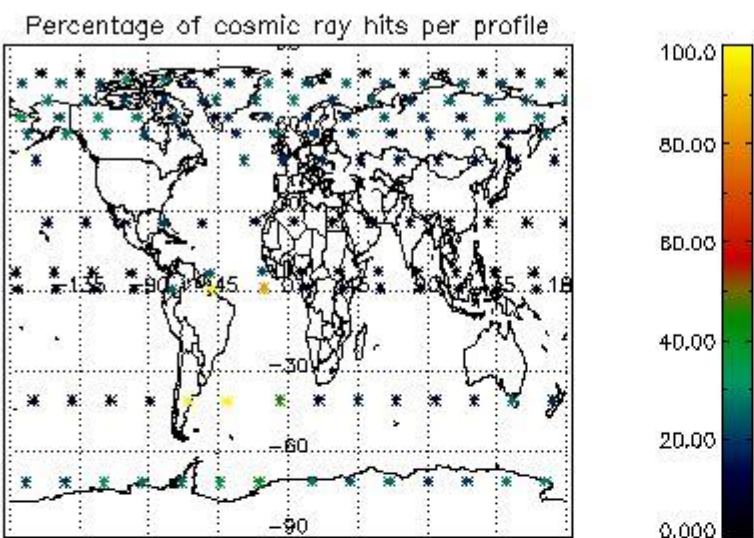


4.1.2 Plot level 1 quality information per product (time dependant): ENVI SAT DESCENDING passes

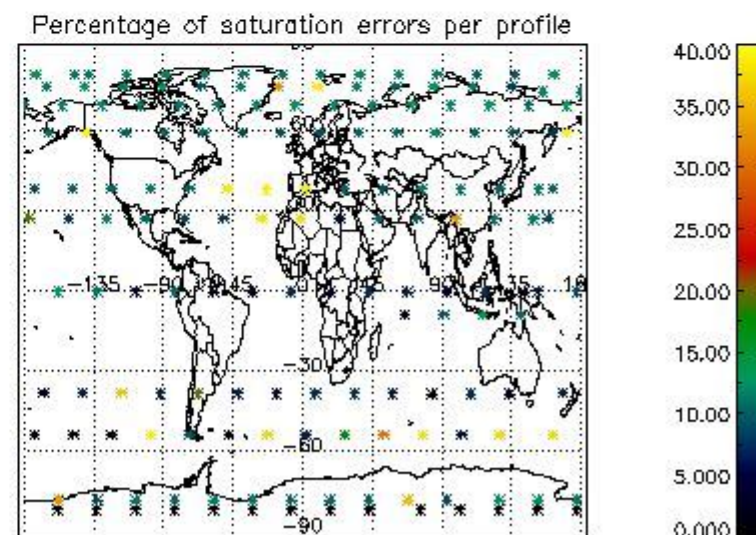
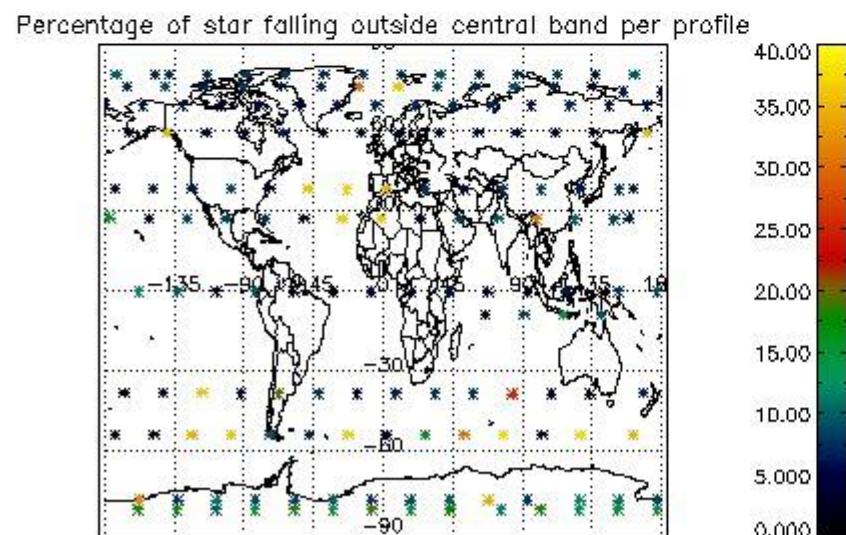
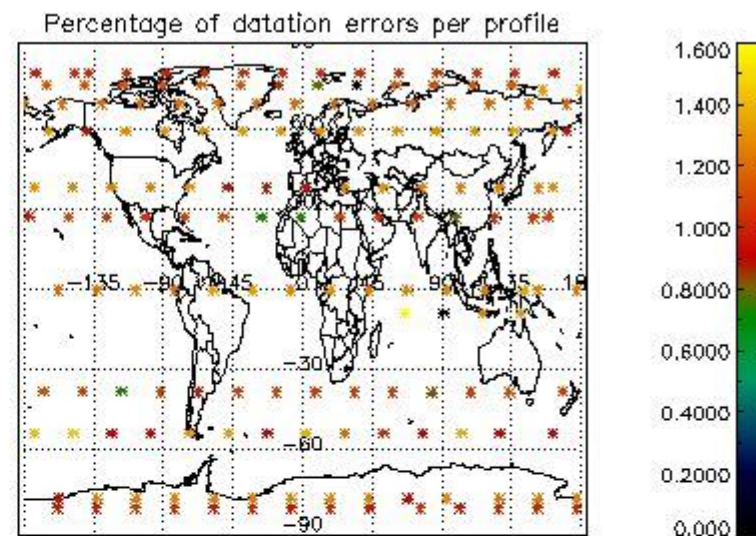
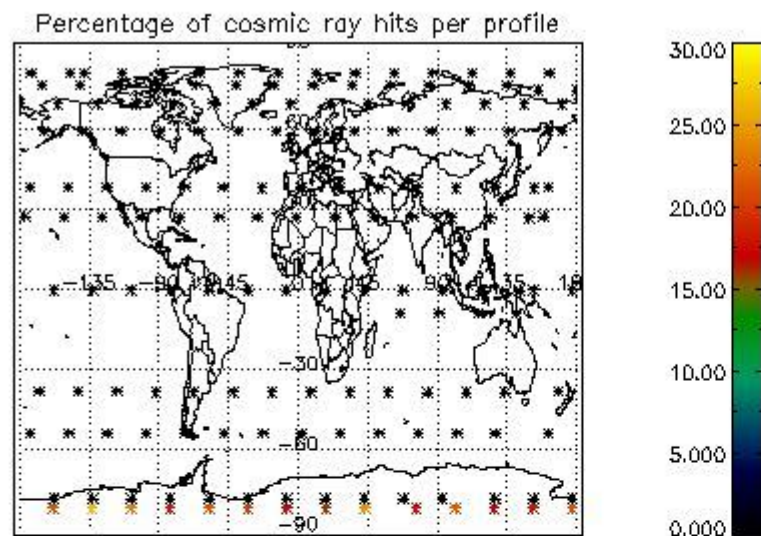


4.2 Plot quality information per product coming from level 1b processing (world map)

4.2.1 Plot level 1 quality information per product (world map): ENVISAT ASCENDING passes



4.2.2 Plot level 1 quality information per product (world map): ENVISAT DESCENDING passes



5. Trace gas profiles

5.1 Ozone statistics based on quality of products

The final quality of the products can be "measured" using the STD (Standard Deviation) attached to every point profile. This information is written to the parameter GOM_NL__2P/NL_LOCAL_SPECIES_DENSITY/o3_std of the level 2 products. The table below shows the statistics for given STD ranges.

The statistics are given with respect to the overall valid production:

- Products without fatal errors: GOM_NL__2P/MPH/PRODUCT_ERR=0
- Valid point profile: GOM_NL__2P/NL_LOCAL_SPECIES_DENSITY/pcd(0)=0

The 'Criteria' is applied to valid points of dark limb products:

- Products in dark limb illumination condition: GOM_NL__2P/NL_SUMMARY_QUALITY/obs_ill_cond=0
- Products without fatal errors: GOM_NL__2P/MPH/PRODUCT_ERR=0
- Valid point profile: GOM_NL__2P/NL_LOCAL_SPECIES_DENSITY/pcd(0)=0

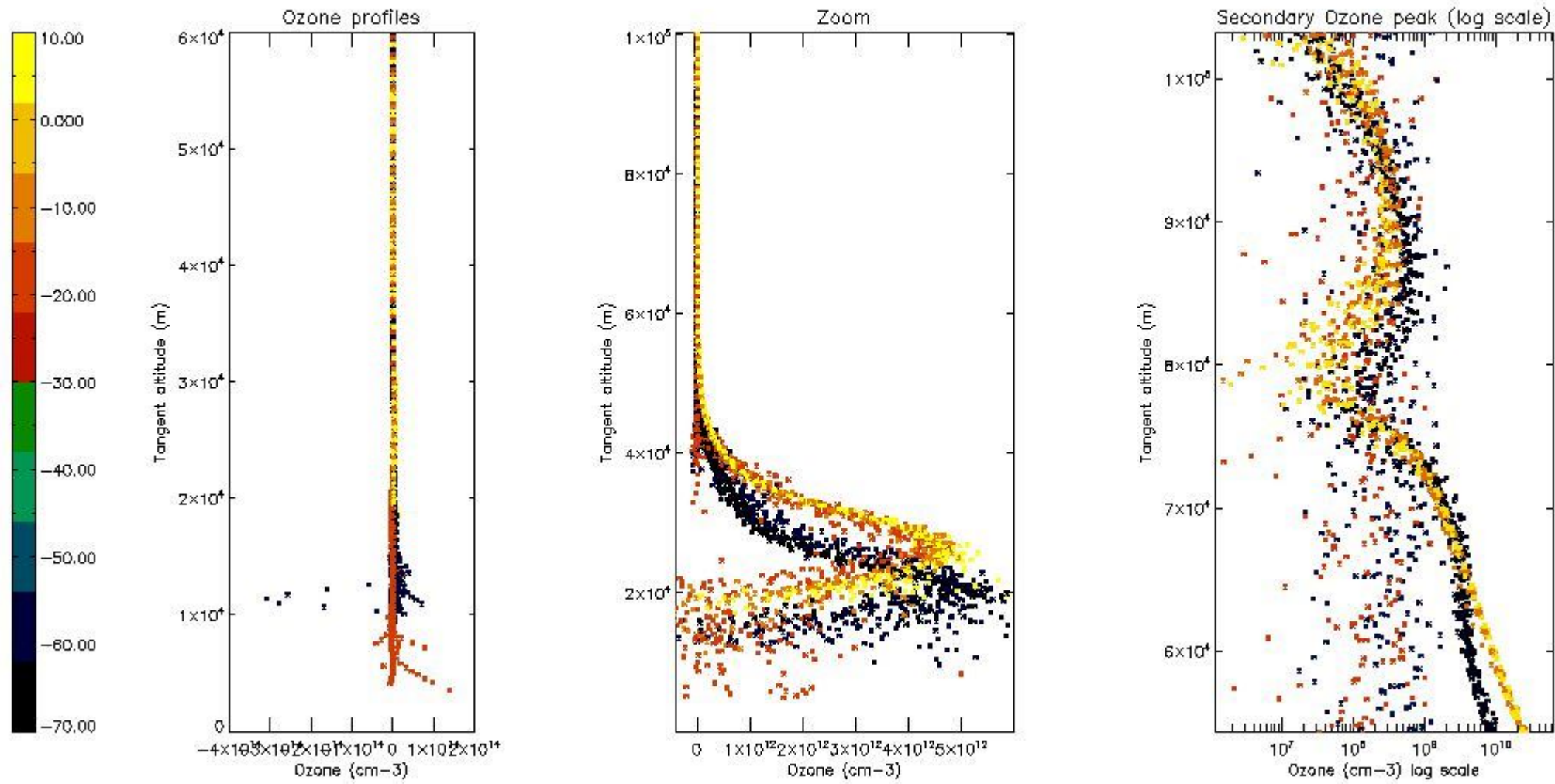
So, the table below shows the percentage of dark limb and valid observations for each criteria with respect to the overall valid daily observations.

Criteria	% of total production
All STD	23
STD < 20	11

STD < 10	8
STD < 5	6

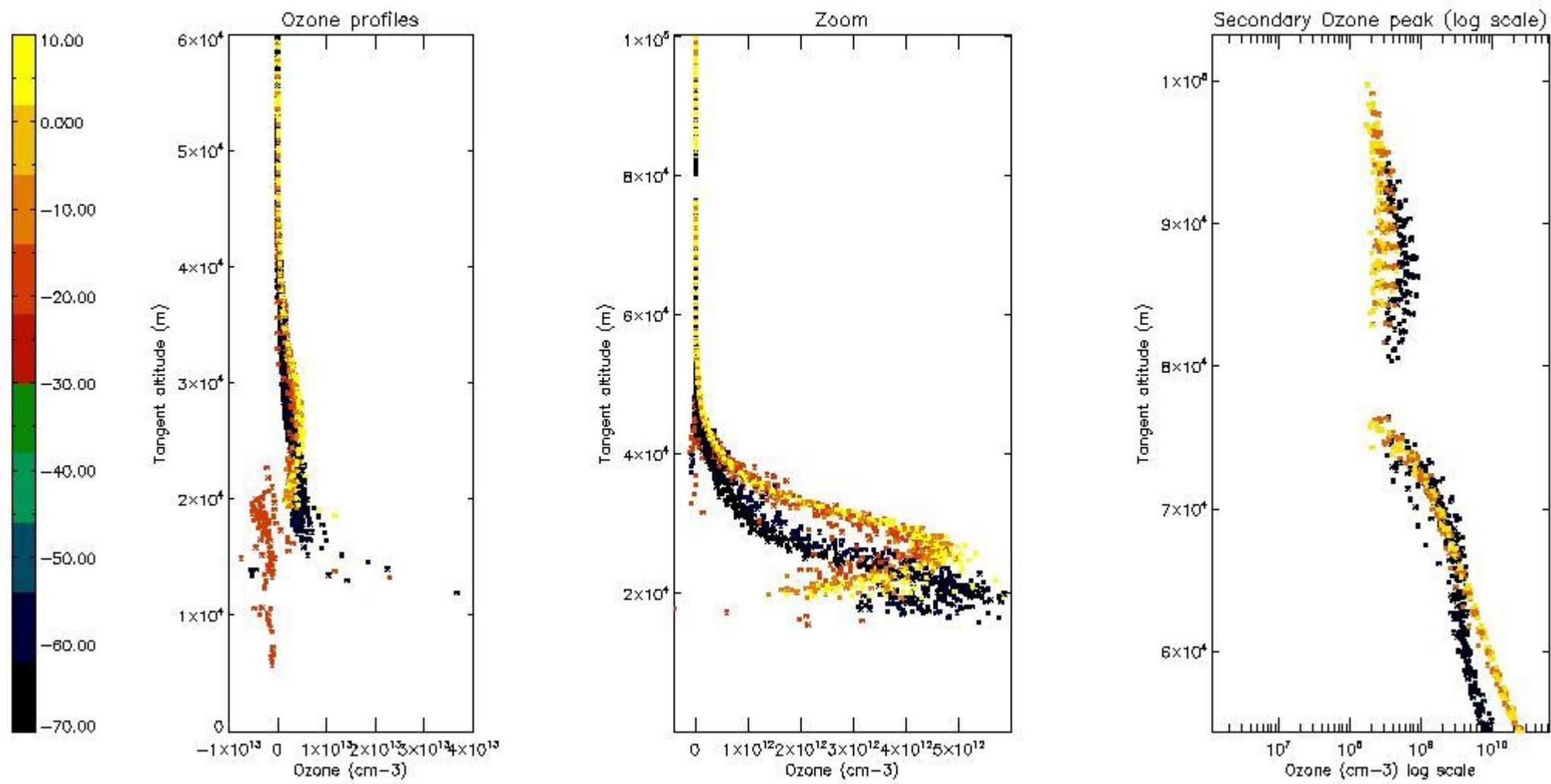
5.2 Plot ozone profiles for all STD (dark without errors)

The colorbar represents the latitude.



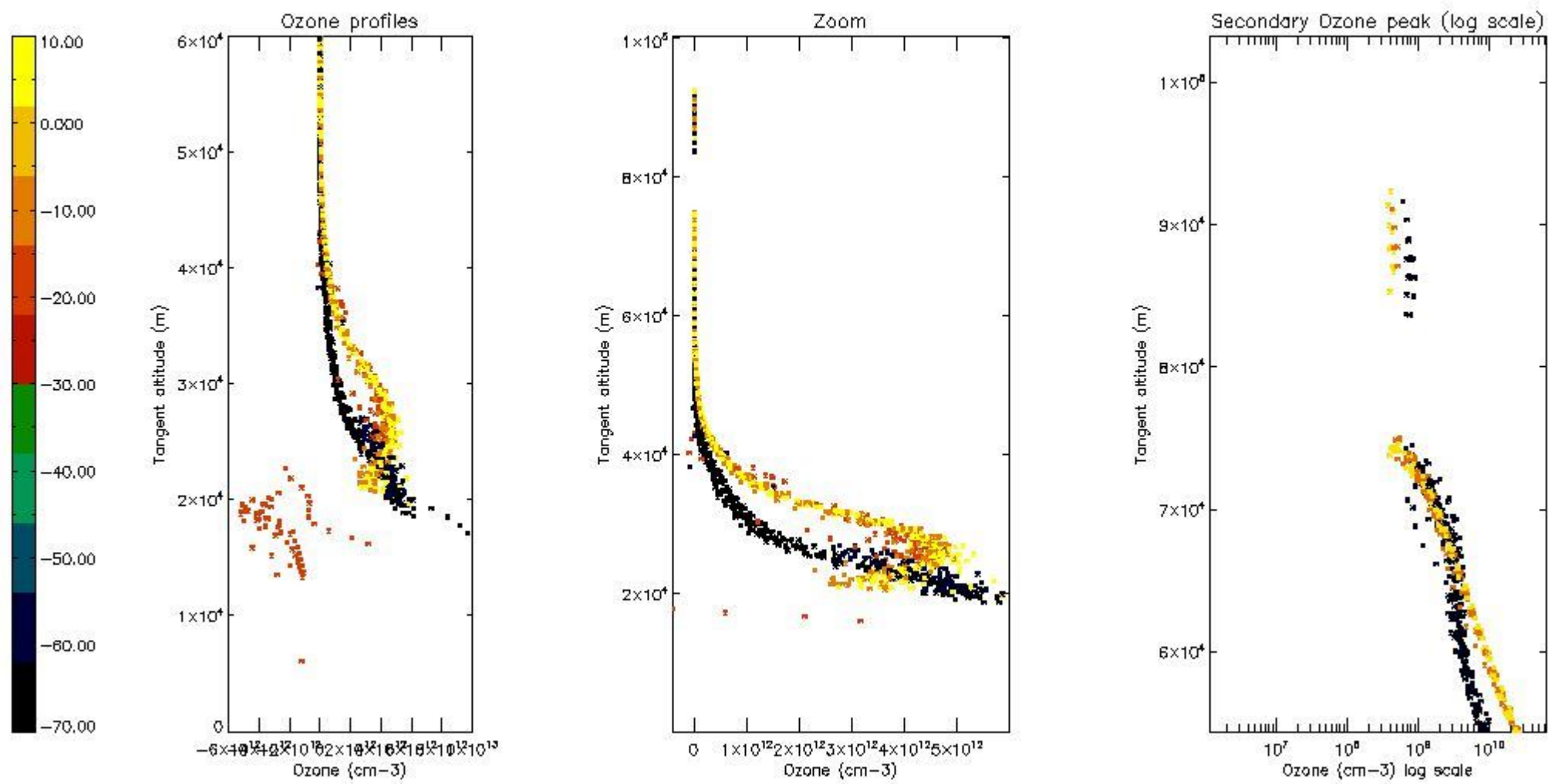
5.3 Plot ozone profiles where STD < 20% (dark without errors)

The colorbar represents the latitude.



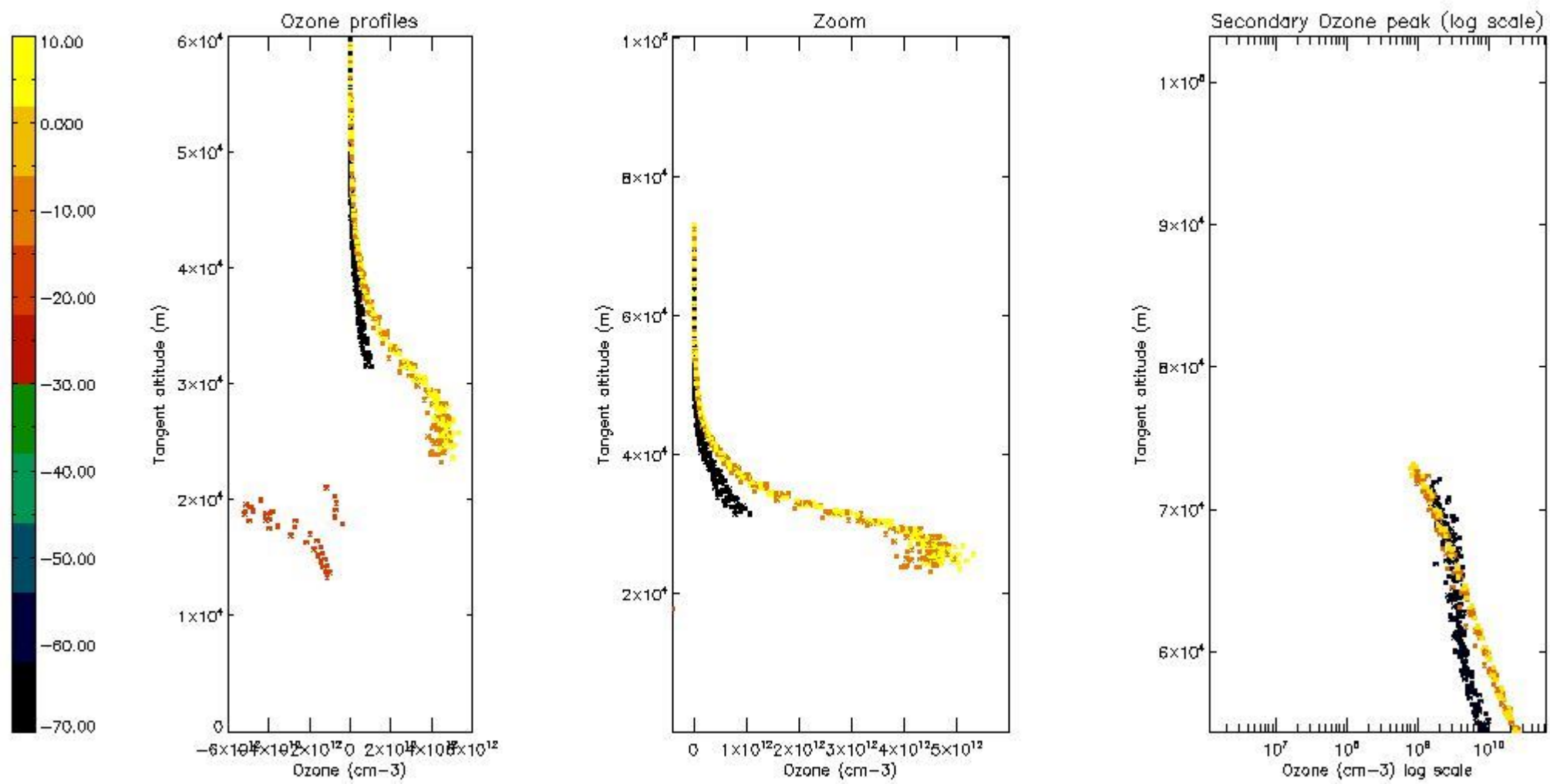
5.4 Plot ozone profiles where STD < 10% (dark without errors)

The colorbar represents the latitude.



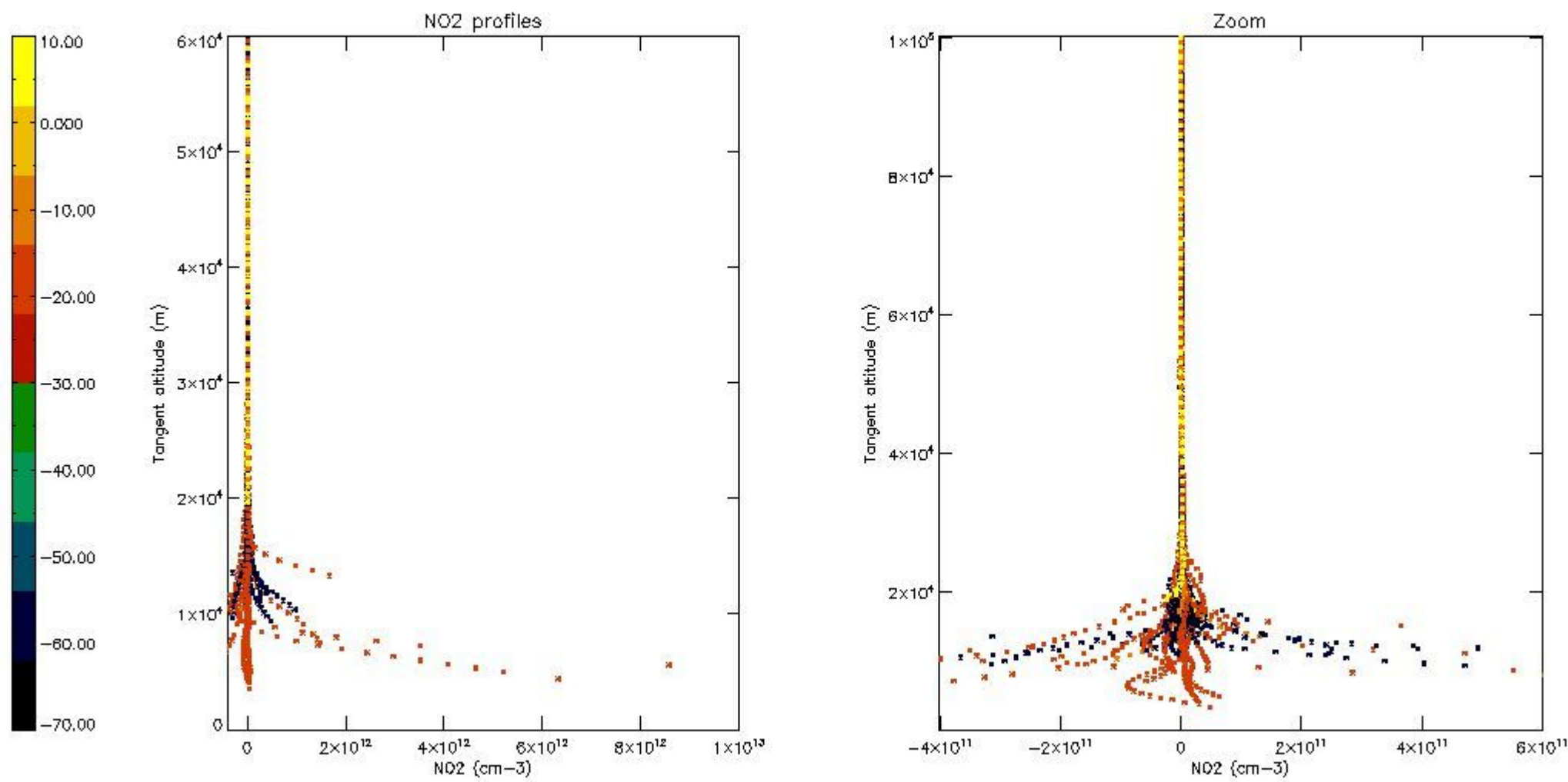
5.5 Plot ozone profiles where STD < 5% (dark without errors)

The colorbar represents the latitude.



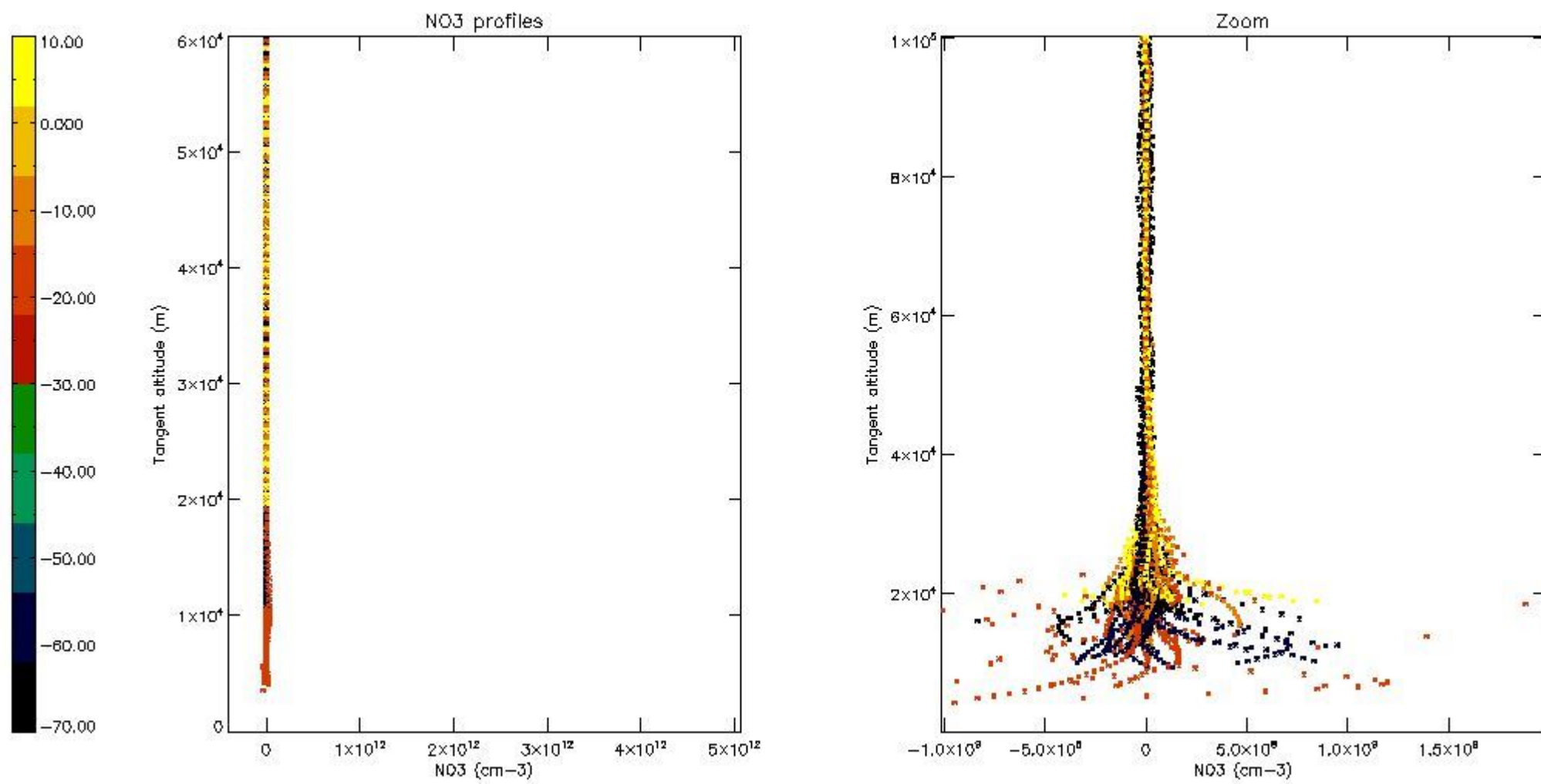
5.6 Plot NO₂ profiles for all STD (dark without errors)

The colorbar represents the latitude.



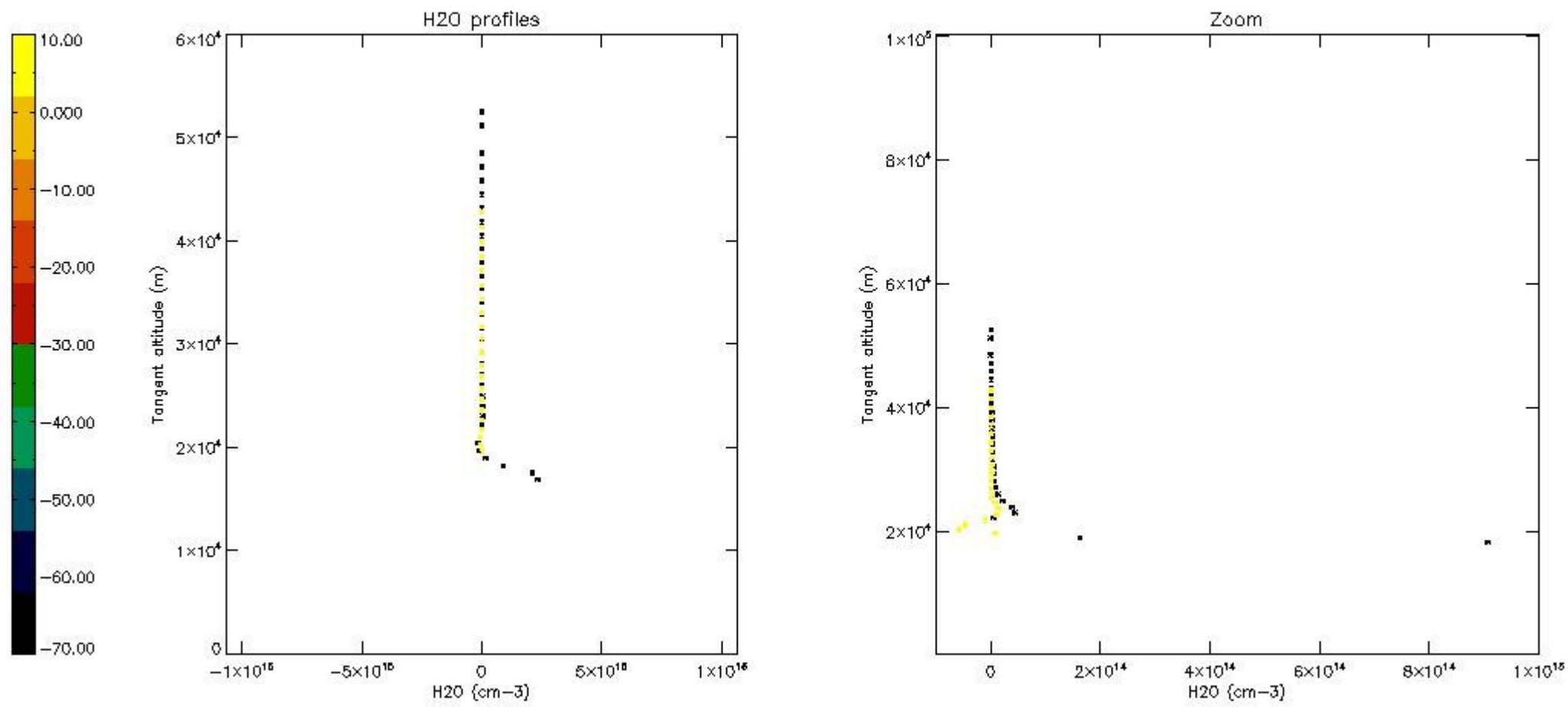
5.7 Plot NO3 profiles for all STD (dark without errors)

The colorbar represents the latitude.



5.8 Plot H2O profiles for all STD (only for occultations of stars 1,2,3,4,13,14,16,26,63 dark without errors)

The colorbar represents the latitude.



6. Auxiliary Data Files used for the production reported in section 2

The number reported in the third column indicates since which file (see list in section 2) the corresponding auxiliary file has been used. The fourth column is the date of those product files.

Type	Auxiliary Filename	Used since product	Used since product date
INST_PHYS_CHARACTERISTICS	GOM_INS_AXVIEC20091111_143220_20030716_120000_20500101_000000	1	26-MAY-2011 00:00:41
LEVEL-2_PROC_CONFIG	GOM_PR2_AXVIEC20091111_152718_20020301_000000_20500101_000000	1	26-MAY-2011 00:00:41
CROSS_SECTIONS_FILE	GOM_CRS_AXVIEC20091111_154832_20020301_000000_20500101_000000	1	26-MAY-2011 00:00:41

GOMOS Level 2 Daily Report

SUMMARY

[1. General Info](#)

[2. Summary of processed GOM_NL_2P products](#)

[3. Level 2 Quality information per product](#)

[3.1 Plot of level 2 quality information per product \(time dependant\)](#)

[3.2 Plot of level 2 quality information per product \(world map\)](#)

[4. Level 1 Quality information per product \(stored on level 2 products\)](#)

[4.1 Plot of level 1 quality information per product \(time dependant\)](#)

[4.1.1 Plot of level 1 quality information per product \(time dependant\): ASCENDING](#)

[4.1.2 Plot of level 1 quality information per product \(time dependant\): DESCENDING](#)

[4.2 Plot of level 1 quality information per product \(world map\)](#)

[4.2.1 Plot of level 1 quality information per product \(world map\): ASCENDING](#)

[4.2.2 Plot of level 1 quality information per product \(world map\): DESCENDING](#)

[5. Ozone profiles based on quality statistics and other trace gas profiles](#)

[5.1 Ozone statistics based on quality of products](#)

[5.2 Plot ozone profiles for all STD \(dark without errors\)](#)

[5.3 Plot ozone profiles where STD < 20% \(dark without errors\)](#)

[5.4. Plot ozone profiles where STD < 10% \(dark without errors\)](#)

[5.5. Plot ozone profiles where STD < 5% \(dark without errors\)](#)

[5.6 Plot NO2 profiles for all STD \(dark without errors\)](#)

[5.7 Plot NO3 profiles for all STD \(dark without errors\)](#)

[5.8 Plot H2O profiles \(only for occultations of stars 1,2,3,4,13,14,16,26,63 dark without errors\) for all STD](#)

[6. Auxiliary Data Files used for the production reported in section 2](#)

This report presents the daily analysis on parameters extracted from GOMOS level 2 data (GOM_NL__2P). It is intended to monitor some important parameters that will impact the quality of these products. A list of level 2 products (and content) that have arrived during the reporting day to the PCF is also given.

Item	Value
Time of report generation	24APR2013 14:04:04
Data source version	GOMOS/6.01
Start time of products	26-05-2011 (26MAY2011 00:00:00)
Stop time of products	27-05-2011 (27MAY2011 00:00:00)
Store outputs in DB	Yes
Nb of level 2 prods	319
Nb of prods with errors	0

2. Summary of processed GOM_NL__2P products.

Nr	Filename	UTC Start time	Limb	Duration	Star Id	Star Name	Star Mag	Star Temp	Nb Meas	Orbit	Prod. error
1	GOM_NL__2PRFIN20110526_000041_00000483103_00002_48292_4173.N1	26-MAY-2011 00:00:41	Straylight	47.500	25	35Lam Sco	1.6200	28000.	95	48292	No
2	GOM_NL__2PRFIN20110526_000237_00000483103_00002_48292_4174.N1	26-MAY-2011 00:02:37	Twilight_stray	48.000	75	26Eps Sco	2.2910	4250.0	96	48292	No
3	GOM_NL__2PRFIN20110526_000523_00000593103_00002_48292_4175.N1	26-MAY-2011 00:05:23	Bright	59.000	16	21Alp Sco	1.0200	3000.0	118	48292	No
4	GOM_NL__2PRFIN20110526_000655_00000423103_00002_48292_4176.N1	26-MAY-2011 00:06:55	Bright	42.000	80	7Del Sco	2.3160	30000.	84	48292	No
5	GOM_NL__2PRFIN20110526_000833_00000503103_00002_48292_4177.N1	26-MAY-2011 00:08:33	Bright	49.500	86	35Eta Oph	2.4300	10200.	99	48292	No
6	GOM_NL__2PRFIN20110526_001108_00000373103_00002_48292_4178.N1	26-MAY-2011 00:11:08	Bright	37.000	104	27Bet Lib	2.6140	13100.	74	48292	No
7	GOM_NL__2PRFIN20110526_001246_00000433103_00002_48292_4179.N1	26-MAY-2011 00:12:46	Bright	42.500	120	1Del Oph	2.7340	3200.0	85	48292	No
8	GOM_NL__2PRFIN20110526_001548_00000383103_00002_48292_4180.N1	26-MAY-2011 00:15:48	Bright	38.000	102	24Alp Ser	2.6000	4250.0	76	48292	No
9	GOM_NL__2PRFIN20110526_002149_00000403103_00002_48292_4181.N1	26-MAY-2011 00:21:49	Bright	40.000	67	5Alp CrB	2.2210	11000.	80	48292	No
10	GOM_NL__2PRFIN20110526_002458_00000493103_00002_48292_4182.N1	26-MAY-2011 00:24:58	Bright	48.500	133	40Zet Her	2.8070	6000.0	97	48292	No
11	GOM_NL__2PRFIN20110526_003234_00000373103_00002_48292_4183.N1	26-MAY-2011 00:32:34	Bright	37.000	119	14Eta Dra	2.7270	4700.0	74	48292	No
12	GOM_NL__2PRFIN20110526_003454_00000383103_00002_48292_4184.N1	26-MAY-2011 00:34:54	Bright	38.000	60	7Bet UMi	2.0810	3950.0	76	48292	No
13	GOM_NL__2PRFIN20110526_004313_00000453103_00002_48292_4185.N1	26-MAY-2011 00:43:13	Bright	45.000	89	5Alp Cep	2.4510	8000.0	90	48292	No
14	GOM_NL__2PRFIN20110526_004736_00000553103_00002_48292_4186.N1	26-MAY-2011 00:47:36	Bright	55.000	76	27Gam Cas	2.3000	30000.	110	48292	No
15	GOM_NL__2PRFIN20110526_005506_00000393103_00002_48292_4187.N1	26-MAY-2011 00:55:06	Bright	39.000	53	43Bet And	2.0480	3300.0	78	48292	No
16	GOM_NL__2PRFIN20110526_005739_00000513103_00002_48292_4188.N1	26-MAY-2011 00:57:39	Twilight_stray	51.000	58	21Alp And	2.0730	11000.	102	48292	No
17	GOM_NL__2PRFIN20110526_010215_00000473103_00002_48292_4189.N1	26-MAY-2011 01:02:15	Dark	47.000	140	88Gam Peg	2.8340	26000.	94	48292	No
18	GOM_NL__2PRFIN20110526_011106_00000483103_00002_48292_4190.N1	26-MAY-2011 01:11:06	Dark	48.000	52	16Bet Cet	2.0370	4500.0	96	48292	No
19	GOM_NL__2PRFIN20110526_012244_00000523103_00003_48293_4202.N1	26-MAY-2011 01:22:44	Dark	51.500	63	Bet Gru	2.1500	2800.0	103	48293	No
20	GOM_NL__2PRFIN20110526_012429_00000443103_00003_48293_4203.N1	26-MAY-2011 01:24:29	Dark	44.000	31	Alp Gru	1.7340	15200.	88	48293	No
21	GOM_NL__2PRFIN20110526_012944_00000433103_00003_48293_4204.N1	26-MAY-2011 01:29:44	Dark	43.000	45	Alp Pav	1.9400	26000.	86	48293	No
22	GOM_NL__2PRFIN20110526_013907_00000483103_00003_48293_4205.N1	26-MAY-2011 01:39:07	Straylight	47.500	40	The Sco	1.8590	7100.0	95	48293	No
23	GOM_NL__2PRFIN20110526_014056_00000513103_00003_48293_4206.N1	26-MAY-2011 01:40:56	Straylight	51.000	25	35Lam Sco	1.6200	28000.	102	48293	No
24	GOM_NL__2PRFIN20110526_014252_00000463103_00003_48293_4207.N1	26-MAY-2011 01:42:52	Twilight_stray	46.000	75	26Eps Sco	2.2910	4250.0	92	48293	No
25	GOM_NL__2PRFIN20110526_014537_00000553103_00003_48293_4208.N1	26-MAY-2011 01:45:37	Bright	55.000	16	21Alp Sco	1.0200	3000.0	110	48293	No
26	GOM_NL__2PRFIN20110526_014709_00000433103_00003_48293_4209.N1	26-MAY-2011 01:47:09	Bright	42.500	80	7Del Sco	2.3160	30000.	85	48293	No
27	GOM_NL__2PRFIN20110526_014847_00000513103_00003_48293_4210.N1	26-MAY-2011 01:48:47	Bright	51.000	86	35Eta Oph	2.4300	10200.	102	48293	No
28	GOM_NL__2PRFIN20110526_015122_00000383103_00003_48293_4211.N1	26-MAY-2011 01:51:22	Bright	37.500	104	27Bet Lib	2.6140	13100.	75	48293	No
29	GOM_NL__2PRFIN20110526_015300_00000423103_00003_48293_4212.N1	26-MAY-2011 01:53:00	Bright	42.000	120	1Del Oph	2.7340	3200.0	84	48293	No
30	GOM_NL__2PRFIN20110526_015602_00000383103_00003_48293_4213.N1	26-MAY-2011 01:56:02	Bright	38.000	102	24Alp Ser	2.6000	4250.0	76	48293	No
31	GOM_NL__2PRFIN20110526_020203_00000403103_00003_48293_4214.N1	26-MAY-2011 02:02:03	Bright	39.500	67	5Alp CrB	2.2210	11000.	79	48293	No
32	GOM_NL__2PRFIN20110526_020511_00000493103_00003_48293_4215.N1	26-MAY-2011 02:05:11	Bright	49.000	133	40Zet Her	2.8070	6000.0	98	48293	No
33	GOM_NL__2PRFIN20110526_021247_00000403103_00003_48293_4216.N1	26-MAY-2011 02:12:47	Bright	40.000	119	14Eta Dra	2.7270	4700.0	80	48293	No
34	GOM_NL__2PRFIN20110526_021508_00000403103_00003_48293_4217.N1	26-MAY-2011 02:15:08	Bright	39.500	60	7Bet UMi	2.0810	3950.0	79	48293	No
35	GOM_NL__2PRFIN20110526_022327_00000473103_00003_48293_4218.N1	26-MAY-2011 02:23:27	Bright	47.000	89	5Alp Cep	2.4510	8000.0	94	48293	No
36	GOM_NL__2PRFIN20110526_022750_00000373103_00003_48293_4219.N1	26-MAY-2011 02:27:50	Bright	36.500	76	27Gam Cas	2.3000	30000.	73	48293	No
37	GOM_NL__2PRFIN20110526_023520_00000553103_00003_48293_4220.N1	26-MAY-2011 02:35:20	Bright	55.000	53	43Bet And	2.0480	3300.0	110	48293	No
38	GOM_NL__2PRFIN20110526_023753_00000503103_00003_48293_4221.N1	26-MAY-2011 02:37:53	Twilight_stray	49.500	58	21Alp And	2.0730	11000.	99	48293	No
39	GOM_NL__2PRFIN20110526_024229_00000473103_00003_48293_4222.N1	26-MAY-2011 02:42:29	Dark	47.000	140	88Gam Peg	2.8340	26000.	94	48293	No
40	GOM_NL__2PRFIN20110526_025121_00000483103_00003_48293_4223.N1	26-MAY-2011 02:51:21	Dark	47.500	52	16Bet Cet	2.0370	4500.0	95	48293	No
41	GOM_NL__2PRFIN20110526_030259_00000583103_00004_48294_4214.N1	26-MAY-2011 03:02:59	Dark	57.500	63	Bet Gru	2.1500	2800.0	115	48294	No
42	GOM_NL__2PRFIN20110526_030444_00000533103_00004_48294_4215.N1	26-MAY-2011 03:04:44	Dark	53.000	31	Alp Gru	1.7340	15200.	106	48294	No

43	GOM_NL__2PRFIN20110526_030958_000000433103_00004_48294_4216.N1	26-MAY-2011 03:09:58	Dark	43.000	45	Alp Pav	1.9400	26000.	86	48294	No
44	GOM_NL__2PRFIN20110526_031921_000000503103_00004_48294_4217.N1	26-MAY-2011 03:19:21	Straylight	49.500	40	The Sco	1.8590	7100.0	99	48294	No
45	GOM_NL__2PRFIN20110526_032110_000000503103_00004_48294_4218.N1	26-MAY-2011 03:21:10	Straylight	50.000	25	35Lam Sco	1.6200	28000.	100	48294	No
46	GOM_NL__2PRFIN20110526_032306_000000523103_00004_48294_4219.N1	26-MAY-2011 03:23:06	Tw_i_and_stray	51.500	75	26Eps Sco	2.2910	4250.0	103	48294	No
47	GOM_NL__2PRFIN20110526_032513_000000463103_00004_48294_4220.N1	26-MAY-2011 03:25:13	Tw_i_and_stray	45.500	136	23Tau Sco	2.8220	30000.	91	48294	No
48	GOM_NL__2PRFIN20110526_032723_000000433103_00004_48294_4221.N1	26-MAY-2011 03:27:23	Bright	43.000	80	7Del Sco	2.3160	30000.	86	48294	No
49	GOM_NL__2PRFIN20110526_032901_000000513103_00004_48294_4222.N1	26-MAY-2011 03:29:01	Bright	51.000	86	35Eta Oph	2.4300	10200.	102	48294	No
50	GOM_NL__2PRFIN20110526_033058_000000433103_00004_48294_4223.N1	26-MAY-2011 03:30:58	Bright	43.000	98	13Zet Oph	2.5710	30000.	86	48294	No
51	GOM_NL__2PRFIN20110526_033314_000000433103_00004_48294_4224.N1	26-MAY-2011 03:33:14	Bright	42.500	120	1Del Oph	2.7340	3200.0	85	48294	No
52	GOM_NL__2PRFIN20110526_033616_000000393103_00004_48294_4225.N1	26-MAY-2011 03:36:16	Bright	39.000	102	24Alp Ser	2.6000	4250.0	78	48294	No
53	GOM_NL__2PRFIN20110526_034217_000000413103_00004_48294_4226.N1	26-MAY-2011 03:42:17	Bright	40.500	67	5Alp CrB	2.2210	11000.	81	48294	No
54	GOM_NL__2PRFIN20110526_034525_000000633103_00004_48294_4227.N1	26-MAY-2011 03:45:25	Bright	63.000	133	40Zet Her	2.8070	6000.0	126	48294	No
55	GOM_NL__2PRFIN20110526_035301_000000393103_00004_48294_4228.N1	26-MAY-2011 03:53:01	Bright	39.000	119	14Eta Dra	2.7270	4700.0	78	48294	No
56	GOM_NL__2PRFIN20110526_035522_000000373103_00004_48294_4229.N1	26-MAY-2011 03:55:22	Bright	37.000	60	7Bet UMi	2.0810	3950.0	74	48294	No
57	GOM_NL__2PRFIN20110526_040341_000000603103_00004_48294_4230.N1	26-MAY-2011 04:03:41	Bright	60.000	89	5Alp Cep	2.4510	8000.0	120	48294	No
58	GOM_NL__2PRFIN20110526_040804_000000553103_00004_48294_4231.N1	26-MAY-2011 04:08:04	Bright	55.000	76	27Gam Cas	2.3000	30000.	110	48294	No
59	GOM_NL__2PRFIN20110526_041534_000000403103_00004_48294_4232.N1	26-MAY-2011 04:15:34	Bright	39.500	53	43Bet And	2.0480	3300.0	79	48294	No
60	GOM_NL__2PRFIN20110526_041808_000000523103_00004_48294_4233.N1	26-MAY-2011 04:18:08	Tw_i_and_stray	52.000	58	21Alp And	2.0730	11000.	104	48294	No
61	GOM_NL__2PRFIN20110526_042243_000000493103_00004_48294_4234.N1	26-MAY-2011 04:22:43	Dark	49.000	140	88Gam Peg	2.8340	26000.	98	48294	No
62	GOM_NL__2PRFIN20110526_043135_000000453103_00004_48294_4235.N1	26-MAY-2011 04:31:35	Dark	45.000	52	16Bet Cet	2.0370	4500.0	90	48294	No
63	GOM_NL__2PRFIN20110526_044314_000000553103_00005_48295_4245.N1	26-MAY-2011 04:43:14	Dark	54.500	63	Bet Gru	2.1500	2800.0	109	48295	No
64	GOM_NL__2PRFIN20110526_044459_000000453103_00005_48295_4246.N1	26-MAY-2011 04:44:59	Dark	45.000	31	Alp Gru	1.7340	15200.	90	48295	No
65	GOM_NL__2PRFIN20110526_045013_000000433103_00005_48295_4247.N1	26-MAY-2011 04:50:13	Dark	43.000	45	Alp Pav	1.9400	26000.	86	48295	No
66	GOM_NL__2PRFIN20110526_045935_000000503103_00005_48295_4248.N1	26-MAY-2011 04:59:35	Straylight	49.500	40	The Sco	1.8590	7100.0	99	48295	No
67	GOM_NL__2PRFIN20110526_050125_000000483103_00005_48295_4249.N1	26-MAY-2011 05:01:25	Straylight	47.500	25	35Lam Sco	1.6200	28000.	95	48295	No
68	GOM_NL__2PRFIN20110526_050320_000000493103_00005_48295_4250.N1	26-MAY-2011 05:03:20	Tw_i_and_stray	49.000	75	26Eps Sco	2.2910	4250.0	98	48295	No
69	GOM_NL__2PRFIN20110526_050527_000000443103_00005_48295_4251.N1	26-MAY-2011 05:05:27	Tw_i_and_stray	43.500	136	23Tau Sco	2.8220	30000.	87	48295	No
70	GOM_NL__2PRFIN20110526_050737_000000423103_00005_48295_4252.N1	26-MAY-2011 05:07:37	Bright	41.500	80	7Del Sco	2.3160	30000.	83	48295	No
71	GOM_NL__2PRFIN20110526_050916_000000493103_00005_48295_4253.N1	26-MAY-2011 05:09:16	Bright	48.500	86	35Eta Oph	2.4300	10200.	97	48295	No
72	GOM_NL__2PRFIN20110526_051113_000000443103_00005_48295_4254.N1	26-MAY-2011 05:11:13	Bright	44.000	98	13Zet Oph	2.5710	30000.	88	48295	No
73	GOM_NL__2PRFIN20110526_051328_000000423103_00005_48295_4255.N1	26-MAY-2011 05:13:28	Bright	42.000	120	1Del Oph	2.7340	3200.0	84	48295	No
74	GOM_NL__2PRFIN20110526_051630_000000393103_00005_48295_4256.N1	26-MAY-2011 05:16:30	Bright	39.000	102	24Alp Ser	2.6000	4250.0	78	48295	No
75	GOM_NL__2PRFIN20110526_052231_000000403103_00005_48295_4257.N1	26-MAY-2011 05:22:31	Bright	40.000	67	5Alp CrB	2.2210	11000.	80	48295	No
76	GOM_NL__2PRFIN20110526_052538_000000483103_00005_48295_4258.N1	26-MAY-2011 05:25:38	Bright	47.500	133	40Zet Her	2.8070	6000.0	95	48295	No
77	GOM_NL__2PRFIN20110526_053315_000000403103_00005_48295_4259.N1	26-MAY-2011 05:33:15	Bright	39.500	119	14Eta Dra	2.7270	4700.0	79	48295	No
78	GOM_NL__2PRFIN20110526_053538_000000323103_00005_48295_4260.N1	26-MAY-2011 05:35:38	Bright	31.500	60	7Bet UMi	2.0810	3950.0	63	48295	No
79	GOM_NL__2PRFIN20110526_054354_000000473103_00005_48295_4261.N1	26-MAY-2011 05:43:54	Bright	47.000	89	5Alp Cep	2.4510	8000.0	94	48295	No
80	GOM_NL__2PRFIN20110526_054818_000000503103_00005_48295_4262.N1	26-MAY-2011 05:48:18	Bright	49.500	76	27Gam Cas	2.3000	30000.	99	48295	No
81	GOM_NL__2PRFIN20110526_055548_000000403103_00005_48295_4263.N1	26-MAY-2011 05:55:48	Bright	39.500	53	43Bet And	2.0480	3300.0	79	48295	No
82	GOM_NL__2PRFIN20110526_055822_000000503103_00005_48295_4264.N1	26-MAY-2011 05:58:22	Tw_i_and_stray	50.000	58	21Alp And	2.0730	11000.	100	48295	No
83	GOM_NL__2PRFIN20110526_060258_000000483103_00005_48295_4265.N1	26-MAY-2011 06:02:58	Dark	47.500	140	88Gam Peg	2.8340	26000.	95	48295	No
84	GOM_NL__2PRFIN20110526_061150_000000483103_00005_48295_4266.N1	26-MAY-2011 06:11:50	Dark	47.500	52	16Bet Cet	2.0370	4500.0	95	48295	No
85	GOM_NL__2PRFIN20110526_062329_000000483103_00006_48296_4255.N1	26-MAY-2011 06:23:29	Dark	48.000	63	Bet Gru	2.1500	2800.0	96	48296	No
86	GOM_NL__2PRFIN20110526_062514_000000453103_00006_48296_4256.N1	26-MAY-2011 06:25:14	Dark	45.000	31	Alp Gru	1.7340	15200.	90	48296	No
87	GOM_NL__2PRFIN20110526_063028_000000433103_00006_48296_4257.N1	26-MAY-2011 06:30:28	Dark	42.500	45	Alp Pav	1.9400	26000.	85	48296	No
88	GOM_NL__2PRFIN20110526_063950_000000493103_00006_48296_4258.N1	26-MAY-2011 06:39:50	Straylight	48.500	40	The Sco	1.8590	7100.0	97	48296	No
89	GOM_NL__2PRFIN20110526_064139_000000503103_00006_48296_4259.N1	26-MAY-2011 06:41:39	Straylight	50.000	25	35Lam Sco	1.6200	28000.	100	48296	No
90	GOM_NL__2PRFIN20110526_064335_000000473103_00006_48296_4260.N1	26-MAY-2011 06:43:35	Tw_i_and_stray	47.000	75	26Eps Sco	2.2910	4250.0	94	48296	No
91	GOM_NL__2PRFIN20110526_064541_000000453103_00006_48296_4261.N1	26-MAY-2011 06:45:41	Tw_i_and_stray	44.500	136	23Tau Sco	2.8220	30000.	89	48296	No
92	GOM_NL__2PRFIN20110526_064752_000000433103_00006_48296_4262.N1	26-MAY-2011 06:47:52	Bright	42.500	80	7Del Sco	2.3160	30000.	85	48296	No
93	GOM_NL__2PRFIN20110526_064930_000000493103_00006_48296_4263.N1	26-MAY-2011 06:49:30	Bright	49.000	86	35Eta Oph	2.4300	10200.	98	48296	No
94	GOM_NL__2PRFIN20110526_065126_000000453103_00006_48296_4264.N1	26-MAY-2011 06:51:26	Bright	45.000	98	13Zet Oph	2.5710	30000.	90	48296	No
95	GOM_NL__2PRFIN20110526_065342_000000433103_00006_48296_4265.N1	26-MAY-2011 06:53:42	Bright	42.500	120	1Del Oph	2.7340	3200.0	85	48296	No
96	GOM_NL__2PRFIN20110526_065644_000000393103_00006_48296_4266.N1	26-MAY-2011 06:56:44	Bright	39.000	102	24Alp Ser	2.6000	4250.0	78	48296	No
97	GOM_NL__2PRFIN20110526_070245_000000393103_00006_48296_4267.N1	26-MAY-2011 07:02:45	Bright	38.500	67	5Alp CrB	2.2210	11000.	77	48296	No
98	GOM_NL__2PRFIN20110526_070551_000000493103_00006_48296_4268.N1	26-MAY-2011 07:05:51	Bright	48.500	133	40Zet Her	2.8070	6000.0	97	48296	No
99	GOM_NL__2PRFIN20110526_071329_000000403103_00006_48296_4269.N1	26-MAY-2011 07:13:29	Bright	40.000	119	14Eta Dra	2.7270	4700.0	80	48296	No
100	GOM_NL__2PRFIN20110526_072407_000000483103_00006_48296_4270.N1	26-MAY-2011 07:24:07	Bright	47.500	89	5Alp Cep	2.4510	8000.0	95	48296	No
101	GOM_NL__2PRFIN20110526_072832_000000423103_00006_48296_4271.N1	26-MAY-2011 07:28:32	Bright	42.000	76	27Gam Cas	2.3000	30000.	84	48296	No

102	GOM_NL__2PRFIN20110526_073602_000000403103_00006_48296_4272.N1	26-MAY-2011 07:36:02	Bright	39.500	53	43Bet And	2.0480	3300.0	79	48296	No
103	GOM_NL__2PRFIN20110526_073836_000000523103_00006_48296_4273.N1	26-MAY-2011 07:38:36	Twilight_stray	52.000	58	21Alp And	2.0730	11000.	104	48296	No
104	GOM_NL__2PRFIN20110526_074312_000000483103_00006_48296_4274.N1	26-MAY-2011 07:43:12	Dark	47.500	140	88Gam Peg	2.8340	26000.	95	48296	No
105	GOM_NL__2PRFIN20110526_075204_000000463103_00006_48296_4275.N1	26-MAY-2011 07:52:04	Dark	46.000	52	16Bet Cet	2.0370	4500.0	92	48296	No
106	GOM_NL__2PRFIN20110526_080344_000000613103_00007_48297_4307.N1	26-MAY-2011 08:03:44	Dark	60.500	63	Bet Gru	2.1500	2800.0	121	48297	No
107	GOM_NL__2PRFIN20110526_080529_000000463103_00007_48297_4308.N1	26-MAY-2011 08:05:29	Dark	45.500	31	Alp Gru	1.7340	15200.	91	48297	No
108	GOM_NL__2PRFIN20110526_081042_000000433103_00007_48297_4309.N1	26-MAY-2011 08:10:42	Dark	42.500	45	Alp Pav	1.9400	26000.	85	48297	No
109	GOM_NL__2PRFIN20110526_081715_000000503103_00007_48297_4310.N1	26-MAY-2011 08:17:15	Straylight	49.500	141	Bet Ara	2.8400	4600.0	99	48297	No
110	GOM_NL__2PRFIN20110526_082005_000000463103_00007_48297_4311.N1	26-MAY-2011 08:20:05	Straylight	46.000	40	The Sco	1.8590	7100.0	92	48297	No
111	GOM_NL__2PRFIN20110526_082154_000000553103_00007_48297_4312.N1	26-MAY-2011 08:21:54	Straylight	54.500	25	35Lam Sco	1.6200	28000.	109	48297	No
112	GOM_NL__2PRFIN20110526_082349_000000513103_00007_48297_4313.N1	26-MAY-2011 08:23:49	Twilight_stray	51.000	75	26Eps Sco	2.2910	4250.0	102	48297	No
113	GOM_NL__2PRFIN20110526_082556_000000453103_00007_48297_4314.N1	26-MAY-2011 08:25:56	Twilight_stray	45.000	136	23Tau Sco	2.8220	30000.	90	48297	No
114	GOM_NL__2PRFIN20110526_082806_000000433103_00007_48297_4315.N1	26-MAY-2011 08:28:06	Bright	43.000	80	7Del Sco	2.3160	30000.	86	48297	No
115	GOM_NL__2PRFIN20110526_082944_000000493103_00007_48297_4316.N1	26-MAY-2011 08:29:44	Bright	49.000	86	35Eta Oph	2.4300	10200.	98	48297	No
116	GOM_NL__2PRFIN20110526_083141_000000443103_00007_48297_4317.N1	26-MAY-2011 08:31:41	Bright	43.500	98	13Zet Oph	2.5710	30000.	87	48297	No
117	GOM_NL__2PRFIN20110526_083356_000000423103_00007_48297_4318.N1	26-MAY-2011 08:33:56	Bright	42.000	120	1Del Oph	2.7340	3200.0	84	48297	No
118	GOM_NL__2PRFIN20110526_083658_000000393103_00007_48297_4319.N1	26-MAY-2011 08:36:58	Bright	38.500	102	24Alp Ser	2.6000	4250.0	77	48297	No
119	GOM_NL__2PRFIN20110526_084258_000000403103_00007_48297_4320.N1	26-MAY-2011 08:42:58	Bright	39.500	67	5Alp CrB	2.2210	11000.	79	48297	No
120	GOM_NL__2PRFIN20110526_084605_000000463103_00007_48297_4321.N1	26-MAY-2011 08:46:05	Bright	45.500	133	40Zet Her	2.8070	6000.0	91	48297	No
121	GOM_NL__2PRFIN20110526_085342_000000393103_00007_48297_4322.N1	26-MAY-2011 08:53:42	Bright	38.500	119	14Eta Dra	2.7270	4700.0	77	48297	No
122	GOM_NL__2PRFIN20110526_090421_000000473103_00007_48297_4323.N1	26-MAY-2011 09:04:21	Bright	47.000	89	5Alp Cep	2.4510	8000.0	94	48297	No
123	GOM_NL__2PRFIN20110526_090846_000000373103_00007_48297_4324.N1	26-MAY-2011 09:08:46	Bright	36.500	76	27Gam Cas	2.3000	30000.	73	48297	No
124	GOM_NL__2PRFIN20110526_091616_000000403103_00007_48297_4325.N1	26-MAY-2011 09:16:16	Bright	40.000	53	43Bet And	2.0480	3300.0	80	48297	No
125	GOM_NL__2PRFIN20110526_091850_000000503103_00007_48297_4326.N1	26-MAY-2011 09:18:50	Twilight_stray	49.500	58	21Alp And	2.0730	11000.	99	48297	No
126	GOM_NL__2PRFIN20110526_092327_000000503103_00007_48297_4327.N1	26-MAY-2011 09:23:27	Dark	50.000	140	88Gam Peg	2.8340	26000.	100	48297	No
127	GOM_NL__2PRFIN20110526_093219_000000493103_00007_48297_4328.N1	26-MAY-2011 09:32:19	Dark	48.500	52	16Bet Cet	2.0370	4500.0	97	48297	No
128	GOM_NL__2PRFIN20110526_094358_000000493103_00008_48298_4422.N1	26-MAY-2011 09:43:58	Dark	48.500	63	Bet Gru	2.1500	2800.0	97	48298	No
129	GOM_NL__2PRFIN20110526_094544_000000503103_00008_48298_4423.N1	26-MAY-2011 09:45:44	Dark	50.000	31	Alp Gru	1.7340	15200.	100	48298	No
130	GOM_NL__2PRFIN20110526_095057_000000433103_00008_48298_4424.N1	26-MAY-2011 09:50:57	Dark	43.000	45	Alp Pav	1.9400	26000.	86	48298	No
131	GOM_NL__2PRFIN20110526_095729_000000513103_00008_48298_4425.N1	26-MAY-2011 09:57:29	Straylight	51.000	141	Bet Ara	2.8400	4600.0	102	48298	No
132	GOM_NL__2PRFIN20110526_100019_000000463103_00008_48298_4426.N1	26-MAY-2011 10:00:19	Straylight	46.000	40	The Sco	1.8590	7100.0	92	48298	No
133	GOM_NL__2PRFIN20110526_100208_000000513103_00008_48298_4427.N1	26-MAY-2011 10:02:08	Straylight	50.500	25	35Lam Sco	1.6200	28000.	101	48298	No
134	GOM_NL__2PRFIN20110526_100403_000000513103_00008_48298_4428.N1	26-MAY-2011 10:04:03	Twilight_stray	50.500	75	26Eps Sco	2.2910	4250.0	101	48298	No
135	GOM_NL__2PRFIN20110526_100610_000000433103_00008_48298_4429.N1	26-MAY-2011 10:06:10	Twilight_stray	43.000	136	23Tau Sco	2.8220	30000.	86	48298	No
136	GOM_NL__2PRFIN20110526_100820_000000413103_00008_48298_4430.N1	26-MAY-2011 10:08:20	Bright	41.000	80	7Del Sco	2.3160	30000.	82	48298	No
137	GOM_NL__2PRFIN20110526_100958_000000503103_00008_48298_4431.N1	26-MAY-2011 10:09:58	Bright	49.500	86	35Eta Oph	2.4300	10200.	99	48298	No
138	GOM_NL__2PRFIN20110526_101154_000000443103_00008_48298_4432.N1	26-MAY-2011 10:11:54	Bright	43.500	98	13Zet Oph	2.5710	30000.	87	48298	No
139	GOM_NL__2PRFIN20110526_101410_000000423103_00008_48298_4433.N1	26-MAY-2011 10:14:10	Bright	42.000	120	1Del Oph	2.7340	3200.0	84	48298	No
140	GOM_NL__2PRFIN20110526_101711_000000393103_00008_48298_4434.N1	26-MAY-2011 10:17:11	Bright	38.500	102	24Alp Ser	2.6000	4250.0	77	48298	No
141	GOM_NL__2PRFIN20110526_102312_000000573103_00008_48298_4435.N1	26-MAY-2011 10:23:12	Bright	57.000	67	5Alp CrB	2.2210	11000.	114	48298	No
142	GOM_NL__2PRFIN20110526_102618_000000683103_00008_48298_4436.N1	26-MAY-2011 10:26:18	Bright	68.000	133	40Zet Her	2.8070	6000.0	136	48298	No
143	GOM_NL__2PRFIN20110526_103356_000000403103_00008_48298_4437.N1	26-MAY-2011 10:33:56	Bright	39.500	119	14Eta Dra	2.7270	4700.0	79	48298	No
144	GOM_NL__2PRFIN20110526_104434_000000473103_00008_48298_4438.N1	26-MAY-2011 10:44:34	Bright	46.500	89	5Alp Cep	2.4510	8000.0	93	48298	No
145	GOM_NL__2PRFIN20110526_104900_000000553103_00008_48298_4439.N1	26-MAY-2011 10:49:00	Bright	55.000	76	27Gam Cas	2.3000	30000.	110	48298	No
146	GOM_NL__2PRFIN20110526_105630_000000403103_00008_48298_4440.N1	26-MAY-2011 10:56:30	Bright	40.000	53	43Bet And	2.0480	3300.0	80	48298	No
147	GOM_NL__2PRFIN20110526_105904_000000473103_00008_48298_4441.N1	26-MAY-2011 10:59:04	Twilight_stray	47.000	58	21Alp And	2.0730	11000.	94	48298	No
148	GOM_NL__2PRFIN20110526_110341_000000493103_00008_48298_4442.N1	26-MAY-2011 11:03:41	Dark	48.500	140	88Gam Peg	2.8340	26000.	97	48298	No
149	GOM_NL__2PRFIN20110526_111233_000000473103_00008_48298_4443.N1	26-MAY-2011 11:12:33	Dark	46.500	52	16Bet Cet	2.0370	4500.0	93	48298	No
150	GOM_NL__2PRFIN20110526_112413_000000483103_00009_48299_4471.N1	26-MAY-2011 11:24:13	Dark	48.000	63	Bet Gru	2.1500	2800.0	96	48299	No
151	GOM_NL__2PRFIN20110526_112558_000000433103_00009_48299_4472.N1	26-MAY-2011 11:25:58	Dark	43.000	31	Alp Gru	1.7340	15200.	86	48299	No
152	GOM_NL__2PRFIN20110526_113112_000000443103_00009_48299_4473.N1	26-MAY-2011 11:31:12	Dark	44.000	45	Alp Pav	1.9400	26000.	88	48299	No
153	GOM_NL__2PRFIN20110526_113743_000000473103_00009_48299_4474.N1	26-MAY-2011 11:37:43	Straylight	47.000	141	Bet Ara	2.8400	4600.0	94	48299	No
154	GOM_NL__2PRFIN20110526_114034_000000483103_00009_48299_4475.N1	26-MAY-2011 11:40:34	Straylight	48.000	40	The Sco	1.8590	7100.0	96	48299	No
155	GOM_NL__2PRFIN20110526_114223_000000503103_00009_48299_4476.N1	26-MAY-2011 11:42:23	Straylight	49.500	25	35Lam Sco	1.6200	28000.	99	48299	No
156	GOM_NL__2PRFIN20110526_114418_000000483103_00009_48299_4477.N1	26-MAY-2011 11:44:18	Twilight_stray	47.500	75	26Eps Sco	2.2910	4250.0	95	48299	No
157	GOM_NL__2PRFIN20110526_114624_000000453103_00009_48299_4478.N1	26-MAY-2011 11:46:24	Twilight_stray	45.000	136	23Tau Sco	2.8220	30000.	90	48299	No
158	GOM_NL__2PRFIN20110526_114834_000000423103_00009_48299_4479.N1	26-MAY-2011 11:48:34	Bright	42.000	80	7Del Sco	2.3160	30000.	84	48299	No
159	GOM_NL__2PRFIN20110526_115012_000000503103_00009_48299_4480.N1	26-MAY-2011 11:50:12	Bright	49.500	86	35Eta Oph	2.4300	10200.	99	48299	No
160	GOM_NL__2PRFIN20110526_115208_000000643103_00009_48299_4481.N1	26-MAY-2011 11:52:08	Bright	64.000	98	13Zet Oph	2.5710	30000.	128	48299	No

161	GOM_NL__2PRFIN20110526_115423_000000433103_00009_48299_4482.N1	26-MAY-2011 11:54:23	Bright	42.500	120	1Del Oph	2.7340	3200.0	85	48299	No
162	GOM_NL__2PRFIN20110526_115725_000000393103_00009_48299_4483.N1	26-MAY-2011 11:57:25	Bright	38.500	102	24Alp Ser	2.6000	4250.0	77	48299	No
163	GOM_NL__2PRFIN20110526_120326_000000573103_00009_48299_4484.N1	26-MAY-2011 12:03:26	Bright	57.000	67	5Alp CrB	2.2210	11000.	114	48299	No
164	GOM_NL__2PRFIN20110526_120632_000000683103_00009_48299_4485.N1	26-MAY-2011 12:06:32	Bright	68.000	133	40Zet Her	2.8070	6000.0	136	48299	No
165	GOM_NL__2PRFIN20110526_121409_000000383103_00009_48299_4486.N1	26-MAY-2011 12:14:09	Bright	37.500	119	14Eta Dra	2.7270	4700.0	75	48299	No
166	GOM_NL__2PRFIN20110526_122447_000000473103_00009_48299_4487.N1	26-MAY-2011 12:24:47	Bright	47.000	89	5Alp Cep	2.4510	8000.0	94	48299	No
167	GOM_NL__2PRFIN20110526_122913_000000383103_00009_48299_4488.N1	26-MAY-2011 12:29:13	Bright	37.500	76	27Gam Cas	2.3000	30000.	75	48299	No
168	GOM_NL__2PRFIN20110526_123644_000000403103_00009_48299_4489.N1	26-MAY-2011 12:36:44	Bright	39.500	53	43Bet And	2.0480	3300.0	79	48299	No
169	GOM_NL__2PRFIN20110526_123918_000000513103_00009_48299_4490.N1	26-MAY-2011 12:39:18	Twi_and_stray	51.000	58	21Alp And	2.0730	11000.	102	48299	No
170	GOM_NL__2PRFIN20110526_124355_000000473103_00009_48299_4491.N1	26-MAY-2011 12:43:55	Dark	47.000	140	88Gam Peg	2.8340	26000.	94	48299	No
171	GOM_NL__2PRFIN20110526_125248_000000453103_00009_48299_4492.N1	26-MAY-2011 12:52:48	Dark	45.000	52	16Bet Cet	2.0370	4500.0	90	48299	No
172	GOM_NL__2PRFIN20110526_130428_000000533103_00010_48300_4538.N1	26-MAY-2011 13:04:28	Dark	53.000	63	Bet Gru	2.1500	2800.0	106	48300	No
173	GOM_NL__2PRFIN20110526_130613_000000493103_00010_48300_4539.N1	26-MAY-2011 13:06:13	Dark	48.500	31	Alp Gru	1.7340	15200.	97	48300	No
174	GOM_NL__2PRFIN20110526_131126_000000433103_00010_48300_4540.N1	26-MAY-2011 13:11:26	Dark	43.000	45	Alp Pav	1.9400	26000.	86	48300	No
175	GOM_NL__2PRFIN20110526_131758_000000413103_00010_48300_4541.N1	26-MAY-2011 13:17:58	Straylight	40.500	141	Bet Ara	2.8400	4600.0	81	48300	No
176	GOM_NL__2PRFIN20110526_132048_000000503103_00010_48300_4542.N1	26-MAY-2011 13:20:48	Straylight	50.000	40	The Sco	1.8590	7100.0	100	48300	No
177	GOM_NL__2PRFIN20110526_132237_000000473103_00010_48300_4543.N1	26-MAY-2011 13:22:37	Straylight	46.500	25	35Lam Sco	1.6200	28000.	93	48300	No
178	GOM_NL__2PRFIN20110526_132432_000000493103_00010_48300_4544.N1	26-MAY-2011 13:24:32	Twi_and_stray	48.500	75	26Eps Sco	2.2910	4250.0	97	48300	No
179	GOM_NL__2PRFIN20110526_132638_000000443103_00010_48300_4545.N1	26-MAY-2011 13:26:38	Twi_and_stray	43.500	136	23Tau Sco	2.8220	30000.	87	48300	No
180	GOM_NL__2PRFIN20110526_132848_000000443103_00010_48300_4546.N1	26-MAY-2011 13:28:48	Bright	43.500	80	7Del Sco	2.3160	30000.	87	48300	No
181	GOM_NL__2PRFIN20110526_133026_000000503103_00010_48300_4547.N1	26-MAY-2011 13:30:26	Bright	49.500	86	35Eta Oph	2.4300	10200.	99	48300	No
182	GOM_NL__2PRFIN20110526_133222_000000583103_00010_48300_4548.N1	26-MAY-2011 13:32:22	Bright	58.000	98	13Zet Oph	2.5710	30000.	116	48300	No
183	GOM_NL__2PRFIN20110526_133437_000000423103_00010_48300_4549.N1	26-MAY-2011 13:34:37	Bright	42.000	120	1Del Oph	2.7340	3200.0	84	48300	No
184	GOM_NL__2PRFIN20110526_133739_000000393103_00010_48300_4550.N1	26-MAY-2011 13:37:39	Bright	38.500	102	24Alp Ser	2.6000	4250.0	77	48300	No
185	GOM_NL__2PRFIN20110526_134339_000000573103_00010_48300_4551.N1	26-MAY-2011 13:43:39	Bright	57.000	67	5Alp CrB	2.2210	11000.	114	48300	No
186	GOM_NL__2PRFIN20110526_134645_000000463103_00010_48300_4552.N1	26-MAY-2011 13:46:45	Bright	45.500	133	40Zet Her	2.8070	6000.0	91	48300	No
187	GOM_NL__2PRFIN20110526_135423_000000383103_00010_48300_4553.N1	26-MAY-2011 13:54:23	Bright	37.500	119	14Eta Dra	2.7270	4700.0	75	48300	No
188	GOM_NL__2PRFIN20110526_140501_000000533103_00010_48300_4554.N1	26-MAY-2011 14:05:01	Bright	53.000	89	5Alp Cep	2.4510	8000.0	106	48300	No
189	GOM_NL__2PRFIN20110526_140927_000000383103_00010_48300_4555.N1	26-MAY-2011 14:09:27	Bright	37.500	76	27Gam Cas	2.3000	30000.	75	48300	No
190	GOM_NL__2PRFIN20110526_141659_000000413103_00010_48300_4556.N1	26-MAY-2011 14:16:59	Bright	40.500	53	43Bet And	2.0480	3300.0	81	48300	No
191	GOM_NL__2PRFIN20110526_141933_000000523103_00010_48300_4557.N1	26-MAY-2011 14:19:33	Twi_and_stray	51.500	58	21Alp And	2.0730	11000.	103	48300	No
192	GOM_NL__2PRFIN20110526_142410_000000503103_00010_48300_4558.N1	26-MAY-2011 14:24:10	Dark	50.000	140	88Gam Peg	2.8340	26000.	100	48300	No
193	GOM_NL__2PRFIN20110526_143302_000000483103_00010_48300_4559.N1	26-MAY-2011 14:33:02	Dark	48.000	52	16Bet Cet	2.0370	4500.0	96	48300	No
194	GOM_NL__2PRFIN20110526_144442_000000543103_00011_48301_4622.N1	26-MAY-2011 14:44:42	Dark	54.000	63	Bet Gru	2.1500	2800.0	108	48301	No
195	GOM_NL__2PRFIN20110526_144628_000000453103_00011_48301_4623.N1	26-MAY-2011 14:46:28	Dark	44.500	31	Alp Gru	1.7340	15200.	89	48301	No
196	GOM_NL__2PRFIN20110526_145141_000000453103_00011_48301_4624.N1	26-MAY-2011 14:51:41	Dark	44.500	45	Alp Pav	1.9400	26000.	89	48301	No
197	GOM_NL__2PRFIN20110526_145812_000000473103_00011_48301_4625.N1	26-MAY-2011 14:58:12	Straylight	47.000	141	Bet Ara	2.8400	4600.0	94	48301	No
198	GOM_NL__2PRFIN20110526_150102_000000493103_00011_48301_4626.N1	26-MAY-2011 15:01:02	Straylight	48.500	40	The Sco	1.8590	7100.0	97	48301	No
199	GOM_NL__2PRFIN20110526_150251_000000523103_00011_48301_4627.N1	26-MAY-2011 15:02:51	Straylight	51.500	25	35Lam Sco	1.6200	28000.	103	48301	No
200	GOM_NL__2PRFIN20110526_150446_000000503103_00011_48301_4628.N1	26-MAY-2011 15:04:46	Twi_and_stray	50.000	75	26Eps Sco	2.2910	4250.0	100	48301	No
201	GOM_NL__2PRFIN20110526_150652_000000433103_00011_48301_4629.N1	26-MAY-2011 15:06:52	Twi_and_stray	42.500	136	23Tau Sco	2.8220	30000.	85	48301	No
202	GOM_NL__2PRFIN20110526_150902_000000413103_00011_48301_4630.N1	26-MAY-2011 15:09:02	Bright	41.000	80	7Del Sco	2.3160	30000.	82	48301	No
203	GOM_NL__2PRFIN20110526_151040_000000503103_00011_48301_4631.N1	26-MAY-2011 15:10:40	Bright	49.500	86	35Eta Oph	2.4300	10200.	99	48301	No
204	GOM_NL__2PRFIN20110526_151236_000000443103_00011_48301_4632.N1	26-MAY-2011 15:12:36	Bright	44.000	98	13Zet Oph	2.5710	30000.	88	48301	No
205	GOM_NL__2PRFIN20110526_151451_000000423103_00011_48301_4633.N1	26-MAY-2011 15:14:51	Bright	41.500	120	1Del Oph	2.7340	3200.0	83	48301	No
206	GOM_NL__2PRFIN20110526_151753_000000393103_00011_48301_4634.N1	26-MAY-2011 15:17:53	Bright	39.000	102	24Alp Ser	2.6000	4250.0	78	48301	No
207	GOM_NL__2PRFIN20110526_152353_000000393103_00011_48301_4635.N1	26-MAY-2011 15:23:53	Bright	38.500	67	5Alp CrB	2.2210	11000.	77	48301	No
208	GOM_NL__2PRFIN20110526_152658_000000473103_00011_48301_4636.N1	26-MAY-2011 15:26:58	Bright	47.000	133	40Zet Her	2.8070	6000.0	94	48301	No
209	GOM_NL__2PRFIN20110526_153436_000000423103_00011_48301_4637.N1	26-MAY-2011 15:34:36	Bright	42.000	119	14Eta Dra	2.7270	4700.0	84	48301	No
210	GOM_NL__2PRFIN20110526_154515_000000463103_00011_48301_4638.N1	26-MAY-2011 15:45:15	Bright	46.000	89	5Alp Cep	2.4510	8000.0	92	48301	No
211	GOM_NL__2PRFIN20110526_154942_000000553103_00011_48301_4639.N1	26-MAY-2011 15:49:42	Bright	55.000	76	27Gam Cas	2.3000	30000.	110	48301	No
212	GOM_NL__2PRFIN20110526_155713_000000403103_00011_48301_4640.N1	26-MAY-2011 15:57:13	Bright	39.500	53	43Bet And	2.0480	3300.0	79	48301	No
213	GOM_NL__2PRFIN20110526_155947_000000503103_00011_48301_4641.N1	26-MAY-2011 15:59:47	Twi_and_stray	50.000	58	21Alp And	2.0730	11000.	100	48301	No
214	GOM_NL__2PRFIN20110526_160424_000000483103_00011_48301_4642.N1	26-MAY-2011 16:04:24	Dark	48.000	140	88Gam Peg	2.8340	26000.	96	48301	No
215	GOM_NL__2PRFIN20110526_161317_000000453103_00011_48301_4643.N1	26-MAY-2011 16:13:17	Dark	44.500	52	16Bet Cet	2.0370	4500.0	89	48301	No
216	GOM_NL__2PRFIN20110526_162457_000000603103_00012_48302_4707.N1	26-MAY-2011 16:24:57	Dark	59.500	63	Bet Gru	2.1500	2800.0	119	48302	No
217	GOM_NL__2PRFIN20110526_162643_000000463103_00012_48302_4708.N1	26-MAY-2011 16:26:43	Dark	46.000	31	Alp Gru	1.7340	15200.	92	48302	No
218	GOM_NL__2PRFIN20110526_163156_000000443103_00012_48302_4709.N1	26-MAY-2011 16:31:56	Dark	43.500	45	Alp Pav	1.9400	26000.	87	48302	No
219	GOM_NL__2PRFIN20110526_163827_000000453103_00012_48302_4710.N1	26-MAY-2011 16:38:27	Straylight	45.000	141	Bet Ara	2.8400	4600.0	90	48302	No

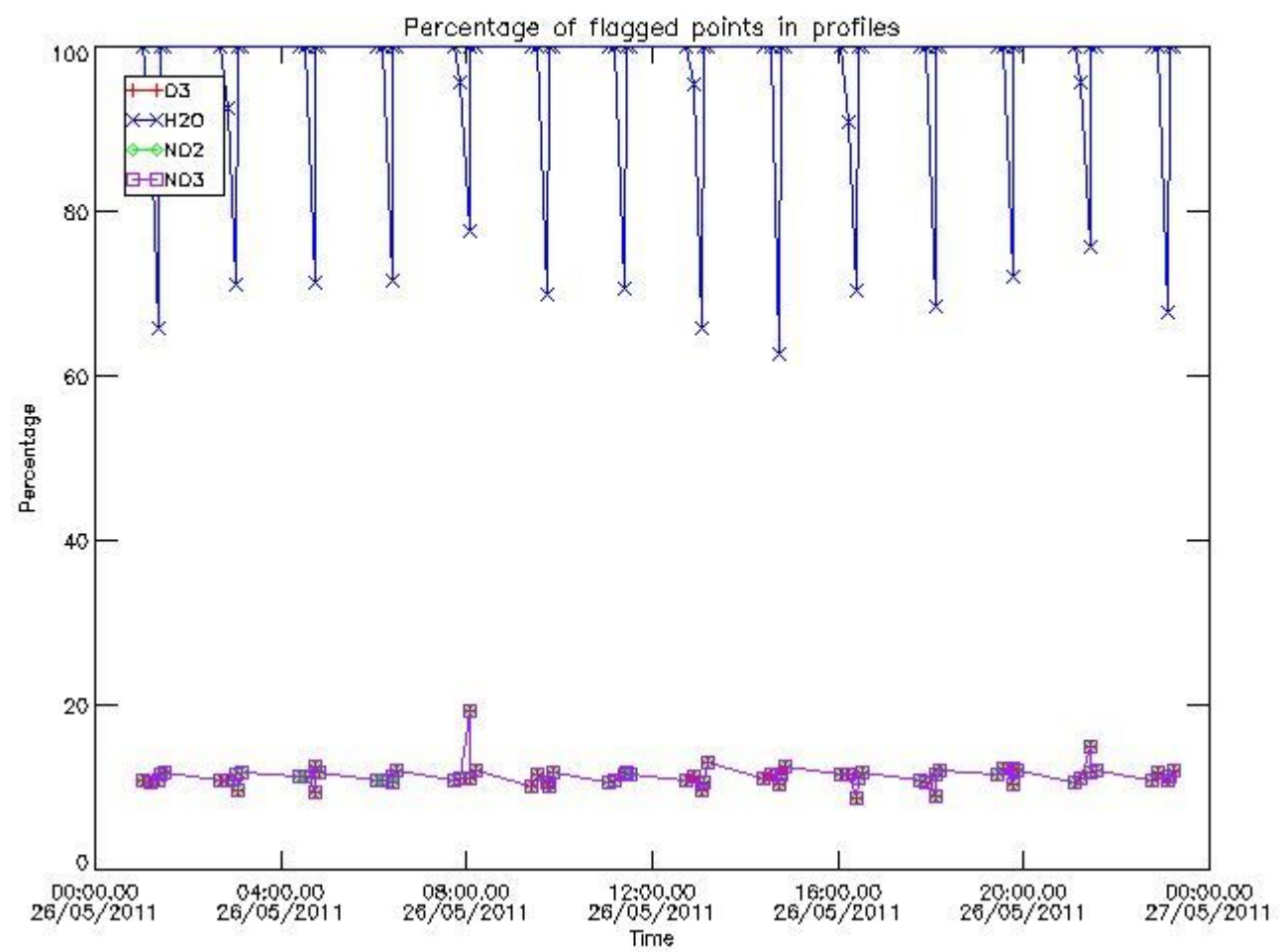
220	GOM_NL__2PRFIN20110526_164117_000000483103_00012_48302_4711.N1	26-MAY-2011 16:41:17	Straylight	48.000	40	The Sco	1.8590	7100.0	96	48302	No
221	GOM_NL__2PRFIN20110526_164306_000000513103_00012_48302_4712.N1	26-MAY-2011 16:43:06	Straylight	51.000	25	35Lam Sco	1.6200	28000.	102	48302	No
222	GOM_NL__2PRFIN20110526_164500_000000483103_00012_48302_4713.N1	26-MAY-2011 16:45:00	Tw_i_and_stray	48.000	75	26Eps Sco	2.2910	4250.0	96	48302	No
223	GOM_NL__2PRFIN20110526_164707_000000453103_00012_48302_4714.N1	26-MAY-2011 16:47:07	Tw_i_and_stray	44.500	136	23Tau Sco	2.8220	30000.	89	48302	No
224	GOM_NL__2PRFIN20110526_164916_000000443103_00012_48302_4715.N1	26-MAY-2011 16:49:16	Bright	43.500	80	7Del Sco	2.3160	30000.	87	48302	No
225	GOM_NL__2PRFIN20110526_165054_000000503103_00012_48302_4716.N1	26-MAY-2011 16:50:54	Bright	49.500	86	35Eta Oph	2.4300	10200.	99	48302	No
226	GOM_NL__2PRFIN20110526_165250_000000443103_00012_48302_4717.N1	26-MAY-2011 16:52:50	Bright	43.500	98	13Zet Oph	2.5710	30000.	87	48302	No
227	GOM_NL__2PRFIN20110526_165505_000000423103_00012_48302_4718.N1	26-MAY-2011 16:55:05	Bright	41.500	120	1Del Oph	2.7340	3200.0	83	48302	No
228	GOM_NL__2PRFIN20110526_165807_000000393103_00012_48302_4719.N1	26-MAY-2011 16:58:07	Bright	38.500	102	24Alp Ser	2.6000	4250.0	77	48302	No
229	GOM_NL__2PRFIN20110526_170407_000000413103_00012_48302_4720.N1	26-MAY-2011 17:04:07	Bright	40.500	67	5Alp CrB	2.2210	11000.	81	48302	No
230	GOM_NL__2PRFIN20110526_170711_000000483103_00012_48302_4721.N1	26-MAY-2011 17:07:11	Bright	48.000	133	40Zet Her	2.8070	6000.0	96	48302	No
231	GOM_NL__2PRFIN20110526_171450_000000403103_00012_48302_4722.N1	26-MAY-2011 17:14:50	Bright	39.500	119	14Eta Dra	2.7270	4700.0	79	48302	No
232	GOM_NL__2PRFIN20110526_172528_000000683103_00012_48302_4723.N1	26-MAY-2011 17:25:28	Bright	68.000	89	5Alp Cep	2.4510	8000.0	136	48302	No
233	GOM_NL__2PRFIN20110526_172956_000000553103_00012_48302_4724.N1	26-MAY-2011 17:29:56	Bright	55.000	76	27Gam Cas	2.3000	30000.	110	48302	No
234	GOM_NL__2PRFIN20110526_173727_000000533103_00012_48302_4725.N1	26-MAY-2011 17:37:27	Bright	53.000	53	43Bet And	2.0480	3300.0	106	48302	No
235	GOM_NL__2PRFIN20110526_174001_000000503103_00012_48302_4726.N1	26-MAY-2011 17:40:01	Tw_i_and_stray	49.500	58	21Alp And	2.0730	11000.	99	48302	No
236	GOM_NL__2PRFIN20110526_174439_000000483103_00012_48302_4727.N1	26-MAY-2011 17:44:39	Dark	47.500	140	88Gam Peg	2.8340	26000.	95	48302	No
237	GOM_NL__2PRFIN20110526_175331_000000483103_00012_48302_4728.N1	26-MAY-2011 17:53:31	Dark	48.000	52	16Bet Cet	2.0370	4500.0	96	48302	No
238	GOM_NL__2PRFIN20110526_180512_000000583103_00013_48303_4845.N1	26-MAY-2011 18:05:12	Dark	57.500	63	Bet Gru	2.1500	2800.0	115	48303	No
239	GOM_NL__2PRFIN20110526_180658_000000453103_00013_48303_4846.N1	26-MAY-2011 18:06:58	Dark	44.500	31	Alp Gru	1.7340	15200.	89	48303	No
240	GOM_NL__2PRFIN20110526_181210_000000423103_00013_48303_4847.N1	26-MAY-2011 18:12:10	Dark	42.000	45	Alp Pav	1.9400	26000.	84	48303	No
241	GOM_NL__2PRFIN20110526_181841_000000393103_00013_48303_4848.N1	26-MAY-2011 18:18:41	Straylight	39.000	141	Bet Ara	2.8400	4600.0	78	48303	No
242	GOM_NL__2PRFIN20110526_182132_000000523103_00013_48303_4849.N1	26-MAY-2011 18:21:32	Straylight	52.000	40	The Sco	1.8590	7100.0	104	48303	No
243	GOM_NL__2PRFIN20110526_182321_000000523103_00013_48303_4850.N1	26-MAY-2011 18:23:21	Straylight	52.000	25	35Lam Sco	1.6200	28000.	104	48303	No
244	GOM_NL__2PRFIN20110526_182515_000000513103_00013_48303_4851.N1	26-MAY-2011 18:25:15	Tw_i_and_stray	50.500	75	26Eps Sco	2.2910	4250.0	101	48303	No
245	GOM_NL__2PRFIN20110526_182721_000000443103_00013_48303_4852.N1	26-MAY-2011 18:27:21	Tw_i_and_stray	43.500	136	23Tau Sco	2.8220	30000.	87	48303	No
246	GOM_NL__2PRFIN20110526_182931_000000423103_00013_48303_4853.N1	26-MAY-2011 18:29:31	Bright	41.500	80	7Del Sco	2.3160	30000.	83	48303	No
247	GOM_NL__2PRFIN20110526_183108_000000503103_00013_48303_4854.N1	26-MAY-2011 18:31:08	Bright	49.500	86	35Eta Oph	2.4300	10200.	99	48303	No
248	GOM_NL__2PRFIN20110526_183304_000000453103_00013_48303_4855.N1	26-MAY-2011 18:33:04	Bright	44.500	98	13Zet Oph	2.5710	30000.	89	48303	No
249	GOM_NL__2PRFIN20110526_183519_000000423103_00013_48303_4856.N1	26-MAY-2011 18:35:19	Bright	41.500	120	1Del Oph	2.7340	3200.0	83	48303	No
250	GOM_NL__2PRFIN20110526_183821_000000393103_00013_48303_4857.N1	26-MAY-2011 18:38:21	Bright	39.000	102	24Alp Ser	2.6000	4250.0	78	48303	No
251	GOM_NL__2PRFIN20110526_184421_000000403103_00013_48303_4858.N1	26-MAY-2011 18:44:21	Bright	39.500	67	5Alp CrB	2.2210	11000.	79	48303	No
252	GOM_NL__2PRFIN20110526_184725_000000493103_00013_48303_4859.N1	26-MAY-2011 18:47:25	Bright	48.500	133	40Zet Her	2.8070	6000.0	97	48303	No
253	GOM_NL__2PRFIN20110526_185504_000000423103_00013_48303_4860.N1	26-MAY-2011 18:55:04	Bright	41.500	119	14Eta Dra	2.7270	4700.0	83	48303	No
254	GOM_NL__2PRFIN20110526_190541_000000473103_00013_48303_4861.N1	26-MAY-2011 19:05:41	Bright	46.500	89	5Alp Cep	2.4510	8000.0	93	48303	No
255	GOM_NL__2PRFIN20110526_191009_000000353103_00013_48303_4862.N1	26-MAY-2011 19:10:09	Bright	34.500	76	27Gam Cas	2.3000	30000.	69	48303	No
256	GOM_NL__2PRFIN20110526_191741_000000403103_00013_48303_4863.N1	26-MAY-2011 19:17:41	Bright	40.000	53	43Bet And	2.0480	3300.0	80	48303	No
257	GOM_NL__2PRFIN20110526_192015_000000503103_00013_48303_4864.N1	26-MAY-2011 19:20:15	Tw_i_and_stray	50.000	58	21Alp And	2.0730	11000.	100	48303	No
258	GOM_NL__2PRFIN20110526_192453_000000483103_00013_48303_4865.N1	26-MAY-2011 19:24:53	Dark	48.000	140	88Gam Peg	2.8340	26000.	96	48303	No
259	GOM_NL__2PRFIN20110526_193346_000000463103_00013_48303_4866.N1	26-MAY-2011 19:33:46	Dark	45.500	52	16Bet Cet	2.0370	4500.0	91	48303	No
260	GOM_NL__2PRFIN20110526_194527_000000603103_00014_48304_4858.N1	26-MAY-2011 19:45:27	Dark	59.500	63	Bet Gru	2.1500	2800.0	119	48304	No
261	GOM_NL__2PRFIN20110526_194713_000000463103_00014_48304_4859.N1	26-MAY-2011 19:47:13	Dark	45.500	31	Alp Gru	1.7340	15200.	91	48304	No
262	GOM_NL__2PRFIN20110526_195225_000000433103_00014_48304_4860.N1	26-MAY-2011 19:52:25	Dark	42.500	45	Alp Pav	1.9400	26000.	85	48304	No
263	GOM_NL__2PRFIN20110526_195855_000000403103_00014_48304_4861.N1	26-MAY-2011 19:58:55	Straylight	39.500	141	Bet Ara	2.8400	4600.0	79	48304	No
264	GOM_NL__2PRFIN20110526_200146_000000533103_00014_48304_4862.N1	26-MAY-2011 20:01:46	Straylight	53.000	40	The Sco	1.8590	7100.0	106	48304	No
265	GOM_NL__2PRFIN20110526_200335_000000513103_00014_48304_4863.N1	26-MAY-2011 20:03:35	Straylight	50.500	25	35Lam Sco	1.6200	28000.	101	48304	No
266	GOM_NL__2PRFIN20110526_200529_000000503103_00014_48304_4864.N1	26-MAY-2011 20:05:29	Tw_i_and_stray	49.500	75	26Eps Sco	2.2910	4250.0	99	48304	No
267	GOM_NL__2PRFIN20110526_200735_000000433103_00014_48304_4865.N1	26-MAY-2011 20:07:35	Tw_i_and_stray	43.000	136	23Tau Sco	2.8220	30000.	86	48304	No
268	GOM_NL__2PRFIN20110526_200945_000000413103_00014_48304_4866.N1	26-MAY-2011 20:09:45	Bright	41.000	80	7Del Sco	2.3160	30000.	82	48304	No
269	GOM_NL__2PRFIN20110526_201122_000000503103_00014_48304_4867.N1	26-MAY-2011 20:11:22	Bright	50.000	86	35Eta Oph	2.4300	10200.	100	48304	No
270	GOM_NL__2PRFIN20110526_201318_000000443103_00014_48304_4868.N1	26-MAY-2011 20:13:18	Bright	44.000	98	13Zet Oph	2.5710	30000.	88	48304	No
271	GOM_NL__2PRFIN20110526_201533_000000423103_00014_48304_4869.N1	26-MAY-2011 20:15:33	Bright	42.000	120	1Del Oph	2.7340	3200.0	84	48304	No
272	GOM_NL__2PRFIN20110526_201835_000000573103_00014_48304_4870.N1	26-MAY-2011 20:18:35	Bright	57.000	102	24Alp Ser	2.6000	4250.0	114	48304	No
273	GOM_NL__2PRFIN20110526_202434_000000403103_00014_48304_4871.N1	26-MAY-2011 20:24:34	Bright	39.500	67	5Alp CrB	2.2210	11000.	79	48304	No
274	GOM_NL__2PRFIN20110526_202738_000000463103_00014_48304_4872.N1	26-MAY-2011 20:27:38	Bright	45.500	133	40Zet Her	2.8070	6000.0	91	48304	No
275	GOM_NL__2PRFIN20110526_203517_000000433103_00014_48304_4873.N1	26-MAY-2011 20:35:17	Bright	42.500	119	14Eta Dra	2.7270	4700.0	85	48304	No
276	GOM_NL__2PRFIN20110526_204555_000000453103_00014_48304_4874.N1	26-MAY-2011 20:45:55	Bright	44.500	89	5Alp Cep	2.4510	8000.0	89	48304	No
277	GOM_NL__2PRFIN20110526_205023_000000363103_00014_48304_4875.N1	26-MAY-2011 20:50:23	Bright	35.500	76	27Gam Cas	2.3000	30000.	71	48304	No
278	GOM_NL__2PRFIN20110526_205755_000000413103_00014_48304_4876.N1	26-MAY-2011 20:57:55	Bright	40.500	53	43Bet And	2.0480	3300.0	81	48304	No

279	GOM_NL__2PRFIN20110526_210029_000000533103_00014_48304_4877.N1	26-MAY-2011 21:00:29	Twilight	52.500	58	21Alp And	2.0730	11000.	105	48304	No
280	GOM_NL__2PRFIN20110526_210507_000000493103_00014_48304_4878.N1	26-MAY-2011 21:05:07	Dark	48.500	140	88Gam Peg	2.8340	26000.	97	48304	No
281	GOM_NL__2PRFIN20110526_211400_000000463103_00014_48304_4879.N1	26-MAY-2011 21:14:00	Dark	45.500	52	16Bet Cet	2.0370	4500.0	91	48304	No
282	GOM_NL__2PRFIN20110526_212542_000000583103_00015_48305_4931.N1	26-MAY-2011 21:25:42	Dark	58.000	63	Bet Gru	2.1500	2800.0	116	48305	No
283	GOM_NL__2PRFIN20110526_212728_000000483103_00015_48305_4932.N1	26-MAY-2011 21:27:28	Dark	47.500	31	Alp Gru	1.7340	15200.	95	48305	No
284	GOM_NL__2PRFIN20110526_213240_000000433103_00015_48305_4933.N1	26-MAY-2011 21:32:40	Dark	42.500	45	Alp Pav	1.9400	26000.	85	48305	No
285	GOM_NL__2PRFIN20110526_213910_000000443103_00015_48305_4934.N1	26-MAY-2011 21:39:10	Straylight	44.000	141	Bet Ara	2.8400	4600.0	88	48305	No
286	GOM_NL__2PRFIN20110526_214200_000000483103_00015_48305_4935.N1	26-MAY-2011 21:42:00	Straylight	48.000	40	The Sco	1.8590	7100.0	96	48305	No
287	GOM_NL__2PRFIN20110526_214349_000000503103_00015_48305_4936.N1	26-MAY-2011 21:43:49	Straylight	49.500	25	35Lam Sco	1.6200	28000.	99	48305	No
288	GOM_NL__2PRFIN20110526_214543_000000503103_00015_48305_4937.N1	26-MAY-2011 21:45:43	Twilight	49.500	75	26Eps Sco	2.2910	4250.0	99	48305	No
289	GOM_NL__2PRFIN20110526_214750_000000443103_00015_48305_4938.N1	26-MAY-2011 21:47:50	Twilight	43.500	136	23Tau Sco	2.8220	30000.	87	48305	No
290	GOM_NL__2PRFIN20110526_214959_000000423103_00015_48305_4939.N1	26-MAY-2011 21:49:59	Bright	41.500	80	7Del Sco	2.3160	30000.	83	48305	No
291	GOM_NL__2PRFIN20110526_215136_000000503103_00015_48305_4940.N1	26-MAY-2011 21:51:36	Bright	49.500	86	35Eta Oph	2.4300	10200.	99	48305	No
292	GOM_NL__2PRFIN20110526_215332_000000453103_00015_48305_4941.N1	26-MAY-2011 21:53:32	Bright	45.000	98	13Zet Oph	2.5710	30000.	90	48305	No
293	GOM_NL__2PRFIN20110526_215547_000000423103_00015_48305_4942.N1	26-MAY-2011 21:55:47	Bright	42.000	120	1Del Oph	2.7340	3200.0	84	48305	No
294	GOM_NL__2PRFIN20110526_215849_000000393103_00015_48305_4943.N1	26-MAY-2011 21:58:49	Bright	38.500	102	24Alp Ser	2.6000	4250.0	77	48305	No
295	GOM_NL__2PRFIN20110526_220448_000000393103_00015_48305_4944.N1	26-MAY-2011 22:04:48	Bright	38.500	67	5Alp CrB	2.2210	11000.	77	48305	No
296	GOM_NL__2PRFIN20110526_220752_000000523103_00015_48305_4945.N1	26-MAY-2011 22:07:52	Bright	52.000	133	40Zet Her	2.8070	6000.0	104	48305	No
297	GOM_NL__2PRFIN20110526_221531_000000413103_00015_48305_4946.N1	26-MAY-2011 22:15:31	Bright	41.000	119	14Eta Dra	2.7270	4700.0	82	48305	No
298	GOM_NL__2PRFIN20110526_222608_000000473103_00015_48305_4947.N1	26-MAY-2011 22:26:08	Bright	47.000	89	5Alp Cep	2.4510	8000.0	94	48305	No
299	GOM_NL__2PRFIN20110526_223037_000000553103_00015_48305_4948.N1	26-MAY-2011 22:30:37	Bright	55.000	76	27Gam Cas	2.3000	30000.	110	48305	No
300	GOM_NL__2PRFIN20110526_223809_000000413103_00015_48305_4949.N1	26-MAY-2011 22:38:09	Bright	41.000	53	43Bet And	2.0480	3300.0	82	48305	No
301	GOM_NL__2PRFIN20110526_224043_000000483103_00015_48305_4950.N1	26-MAY-2011 22:40:43	Twilight	48.000	58	21Alp And	2.0730	11000.	96	48305	No
302	GOM_NL__2PRFIN20110526_224522_000000463103_00015_48305_4951.N1	26-MAY-2011 22:45:22	Dark	46.000	140	88Gam Peg	2.8340	26000.	92	48305	No
303	GOM_NL__2PRFIN20110526_225415_000000483103_00015_48305_4952.N1	26-MAY-2011 22:54:15	Dark	47.500	52	16Bet Cet	2.0370	4500.0	95	48305	No
304	GOM_NL__2PRFIN20110526_230556_000000613103_00016_48306_4946.N1	26-MAY-2011 23:05:56	Dark	61.000	63	Bet Gru	2.1500	2800.0	122	48306	No
305	GOM_NL__2PRFIN20110526_230743_000000453103_00016_48306_4947.N1	26-MAY-2011 23:07:43	Dark	45.000	31	Alp Gru	1.7340	15200.	90	48306	No
306	GOM_NL__2PRFIN20110526_231254_000000433103_00016_48306_4948.N1	26-MAY-2011 23:12:54	Dark	42.500	45	Alp Pav	1.9400	26000.	85	48306	No
307	GOM_NL__2PRFIN20110526_231924_000000443103_00016_48306_4949.N1	26-MAY-2011 23:19:24	Straylight	43.500	141	Bet Ara	2.8400	4600.0	87	48306	No
308	GOM_NL__2PRFIN20110526_232215_000000493103_00016_48306_4950.N1	26-MAY-2011 23:22:15	Straylight	49.000	40	The Sco	1.8590	7100.0	98	48306	No
309	GOM_NL__2PRFIN20110526_232404_000000493103_00016_48306_4951.N1	26-MAY-2011 23:24:04	Straylight	48.500	25	35Lam Sco	1.6200	28000.	97	48306	No
310	GOM_NL__2PRFIN20110526_232558_000000463103_00016_48306_4952.N1	26-MAY-2011 23:25:58	Twilight	46.000	75	26Eps Sco	2.2910	4250.0	92	48306	No
311	GOM_NL__2PRFIN20110526_232804_000000453103_00016_48306_4953.N1	26-MAY-2011 23:28:04	Twilight	45.000	136	23Tau Sco	2.8220	30000.	90	48306	No
312	GOM_NL__2PRFIN20110526_233013_000000433103_00016_48306_4954.N1	26-MAY-2011 23:30:13	Bright	42.500	80	7Del Sco	2.3160	30000.	85	48306	No
313	GOM_NL__2PRFIN20110526_233150_000000493103_00016_48306_4955.N1	26-MAY-2011 23:31:50	Bright	49.000	86	35Eta Oph	2.4300	10200.	98	48306	No
314	GOM_NL__2PRFIN20110526_233346_000000443103_00016_48306_4956.N1	26-MAY-2011 23:33:46	Bright	44.000	98	13Zet Oph	2.5710	30000.	88	48306	No
315	GOM_NL__2PRFIN20110526_233601_000000423103_00016_48306_4957.N1	26-MAY-2011 23:36:01	Bright	41.500	120	1Del Oph	2.7340	3200.0	83	48306	No
316	GOM_NL__2PRFIN20110526_233902_000000573103_00016_48306_4958.N1	26-MAY-2011 23:39:02	Bright	57.000	102	24Alp Ser	2.6000	4250.0	114	48306	No
317	GOM_NL__2PRFIN20110526_234502_000000393103_00016_48306_4959.N1	26-MAY-2011 23:45:02	Bright	39.000	67	5Alp CrB	2.2210	11000.	78	48306	No
318	GOM_NL__2PRFIN20110526_234805_000000473103_00016_48306_4960.N1	26-MAY-2011 23:48:05	Bright	46.500	133	40Zet Her	2.8070	6000.0	93	48306	No
319	GOM_NL__2PRFIN20110526_235545_000000403103_00016_48306_4961.N1	26-MAY-2011 23:55:45	Bright	40.000	119	14Eta Dra	2.7270	4700.0	80	48306	No

3. Quality information per product

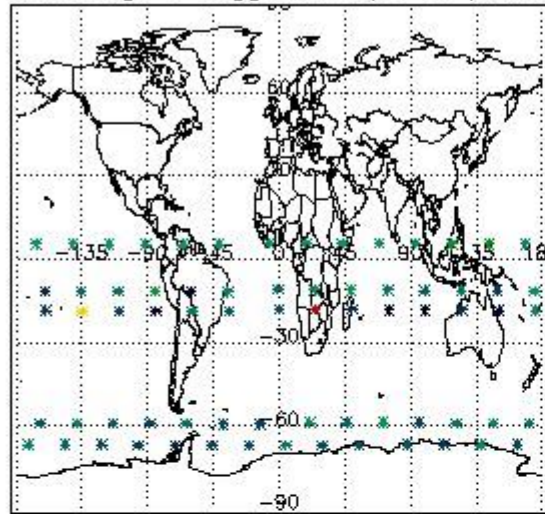
In this section it is plotted some information contained in the Quality Summary data set of the level 2 products. Only products in dark limb conditions and without errors (error flag in the MPH set to "0") are used.

3.1 Plot quality information per product (time dependant)

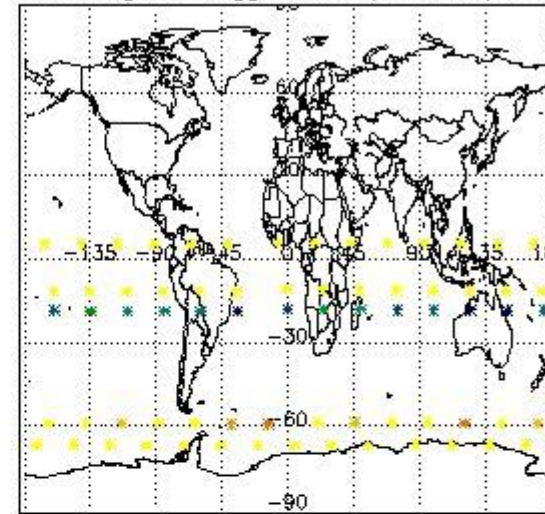


3.2 Plot quality information per product (world map)

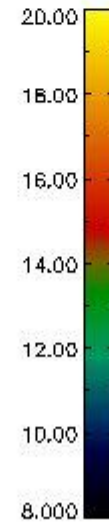
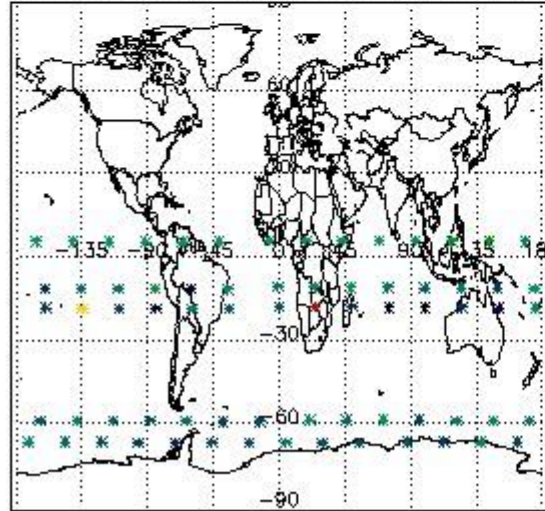
Percentage of flagged data per O3 profile



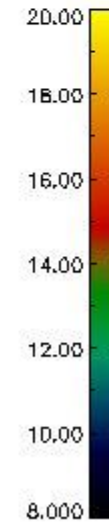
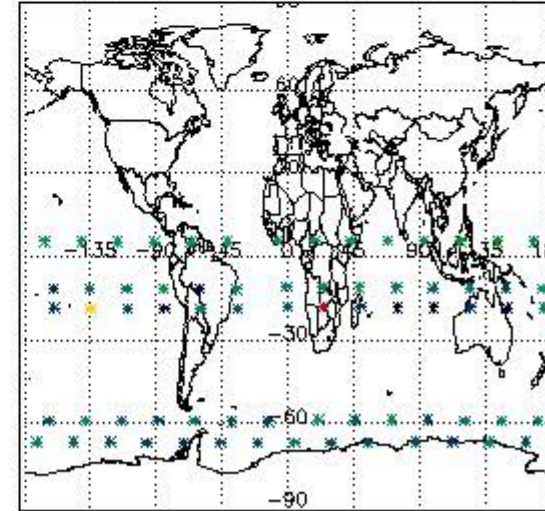
Percentage of flagged data per H2O profile



Percentage of flagged data per NO2 profile



Percentage of flagged data per NO3 profile

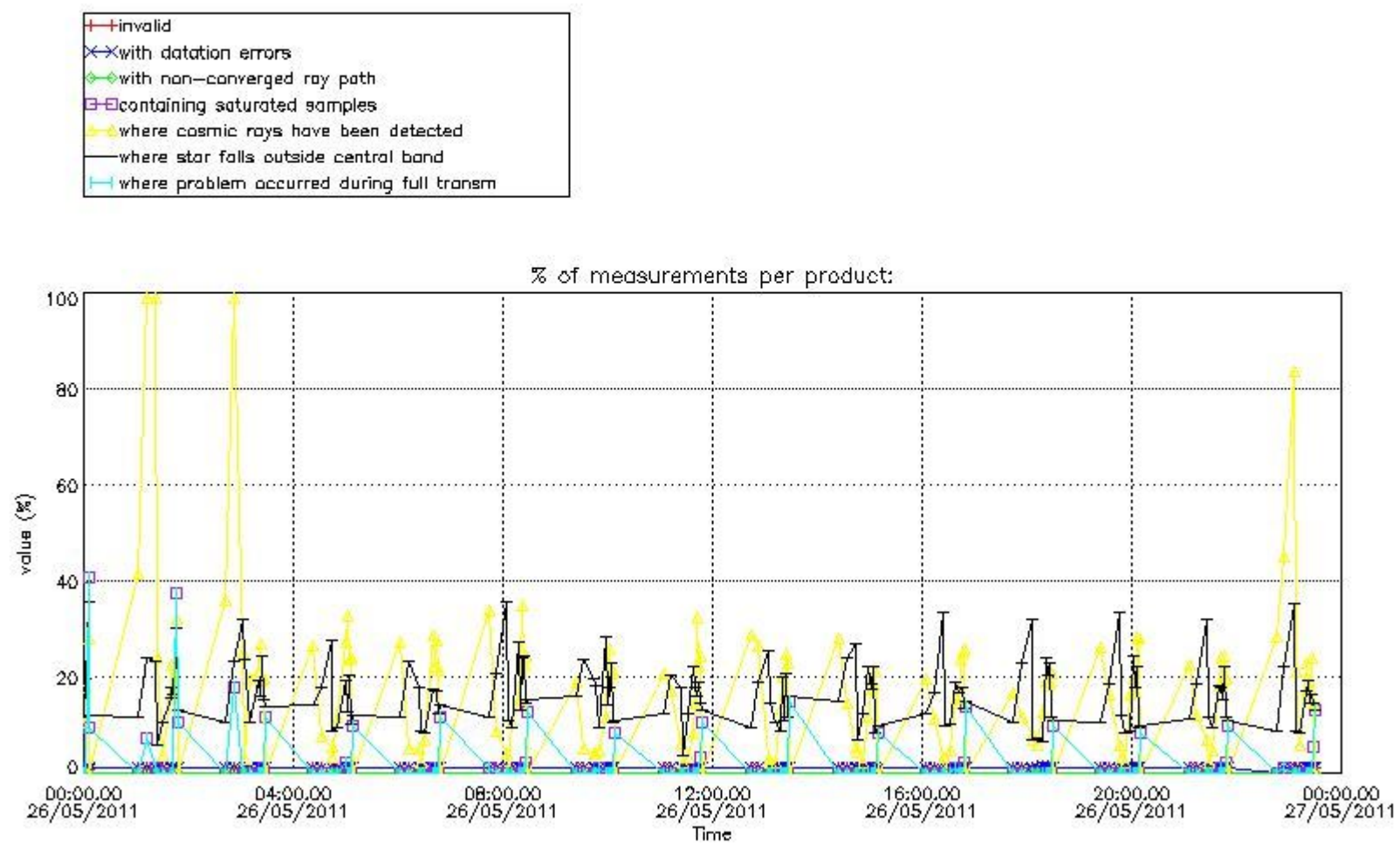


4. Level 1 quality information per product

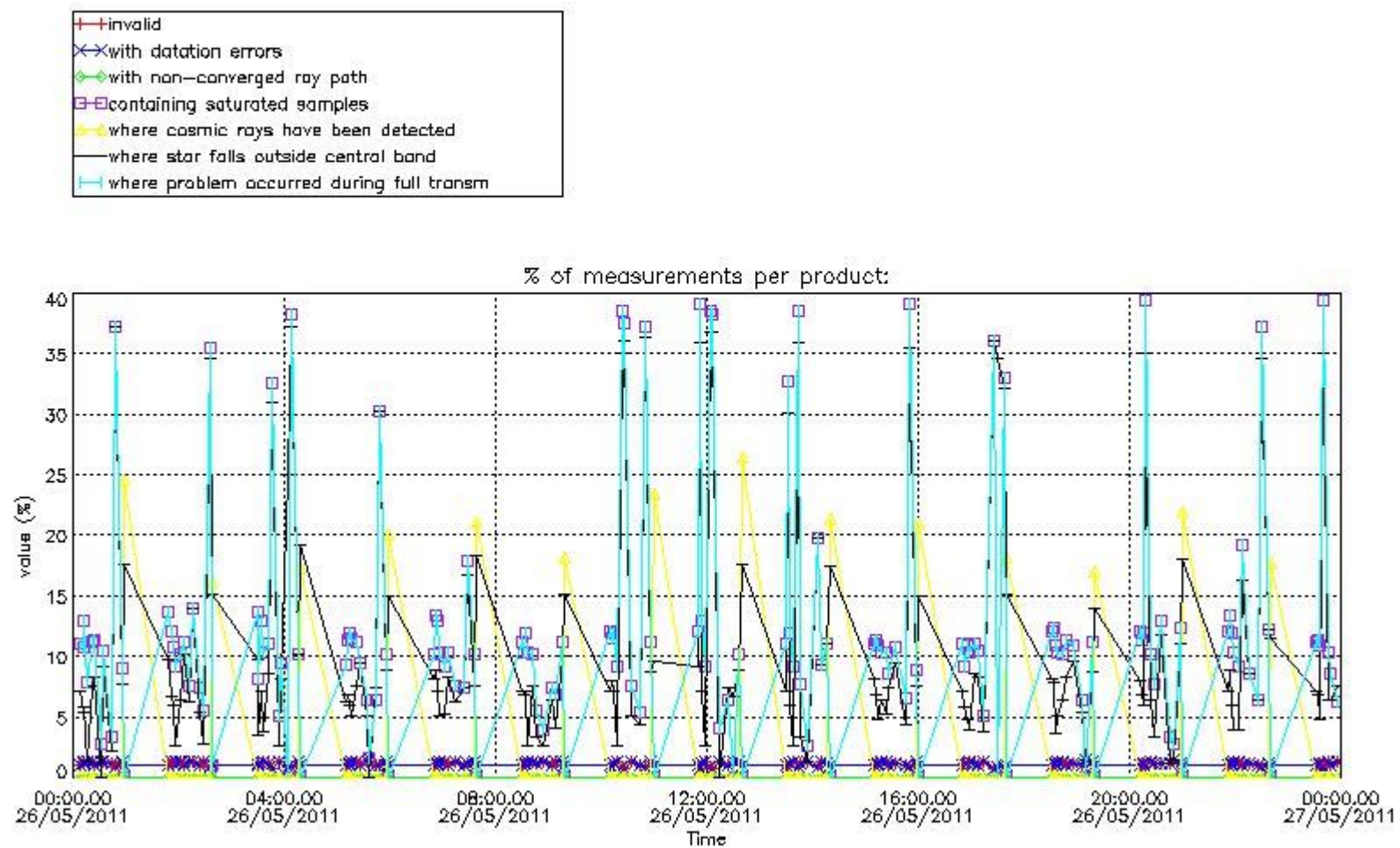
In this section it is plotted some information contained in the Quality Summary data set of the level 2 products that comes from the level 1b processing. Products without errors (error flag in the MPH set to "0") are used.

4.1 Plot quality information per product (time dependant) coming from level 1b processing

4.1.1 Plot level 1 quality information per product (time dependant): ENVISAT ASCENDING passes

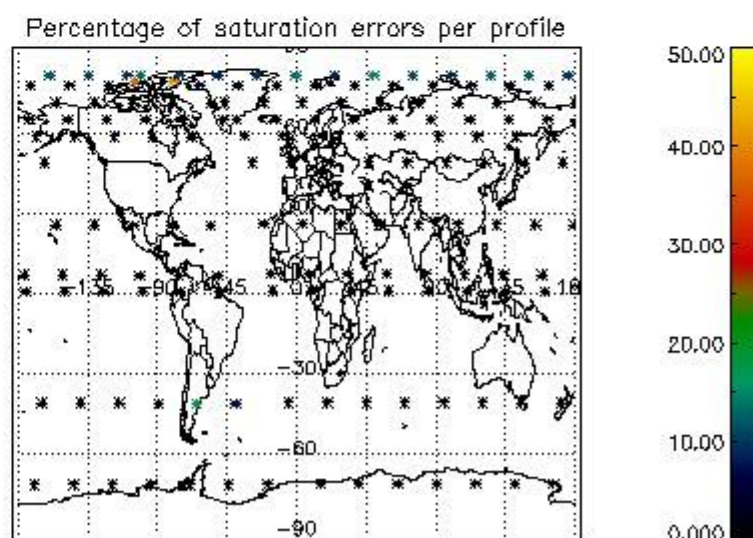
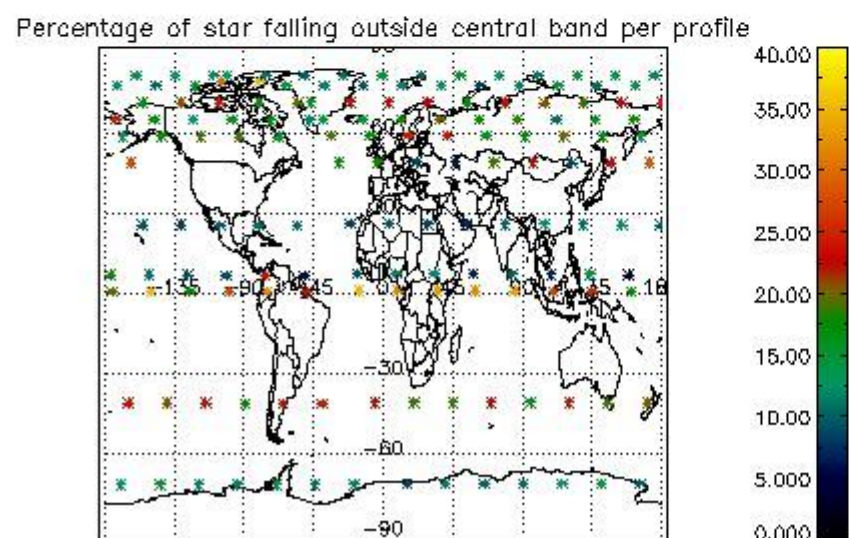
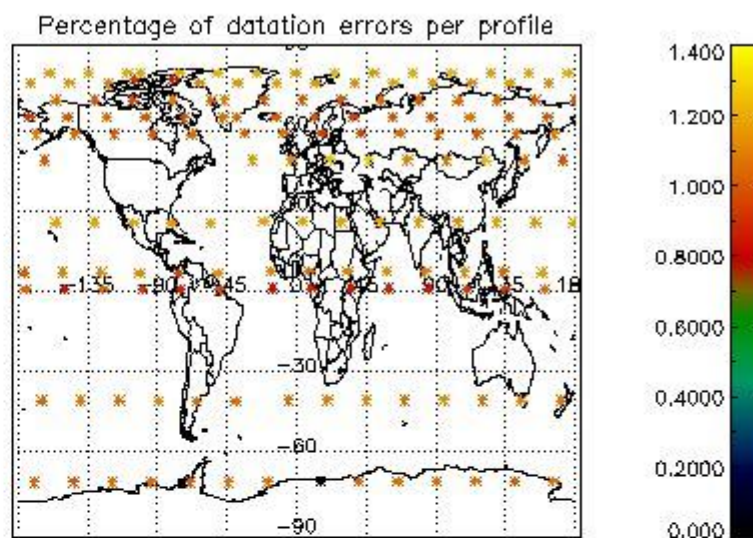
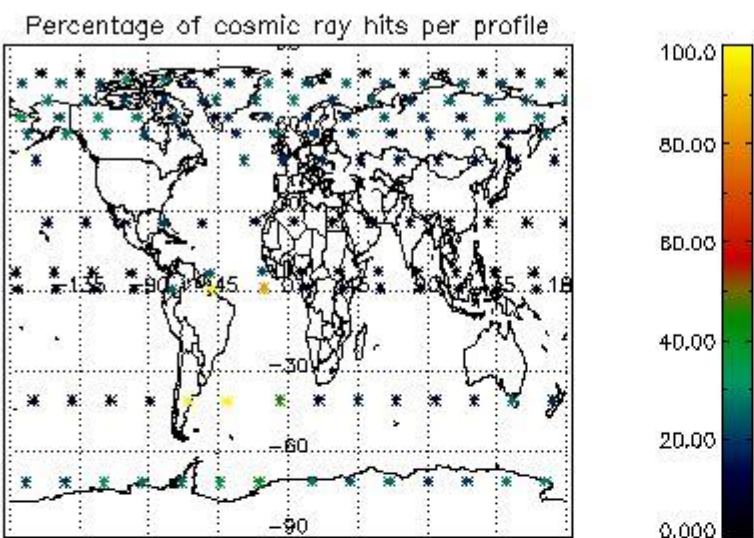


4.1.2 Plot level 1 quality information per product (time dependant): ENVI SAT DESCENDING passes

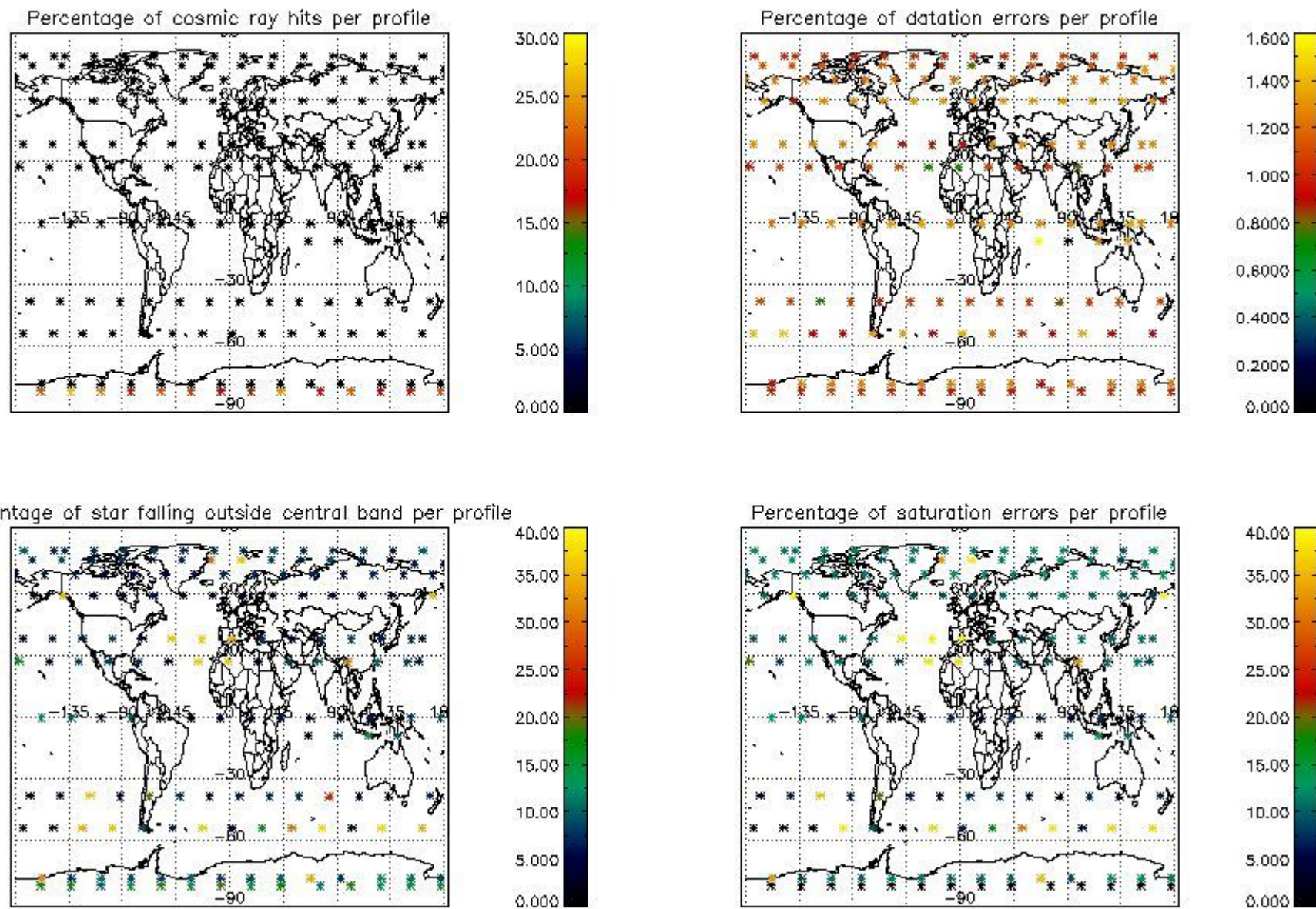


4.2 Plot quality information per product coming from level 1b processing (world map)

4.2.1 Plot level 1 quality information per product (world map): ENVISAT ASCENDING passes



4.2.2 Plot level 1 quality information per product (world map): ENVISAT DESCENDING passes



5. Trace gas profiles

5.1 Ozone statistics based on quality of products

The final quality of the products can be "measured" using the STD (Standard Deviation) attached to every point profile. This information is written to the parameter GOM_NL__2P/NL_LOCAL_SPECIES_DENSITY/o3_std of the level 2 products. The table below shows the statistics for given STD ranges.

The statistics are given with respect to the overall valid production:

- Products without fatal errors: GOM_NL__2P/MPH/PRODUCT_ERR=0
- Valid point profile: GOM_NL__2P/NL_LOCAL_SPECIES_DENSITY/pcd(0)=0

The 'Criteria' is applied to valid points of dark limb products:

- Products in dark limb illumination condition: GOM_NL__2P/NL_SUMMARY_QUALITY/obs_ill_cond=0
- Products without fatal errors: GOM_NL__2P/MPH/PRODUCT_ERR=0
- Valid point profile: GOM_NL__2P/NL_LOCAL_SPECIES_DENSITY/pcd(0)=0

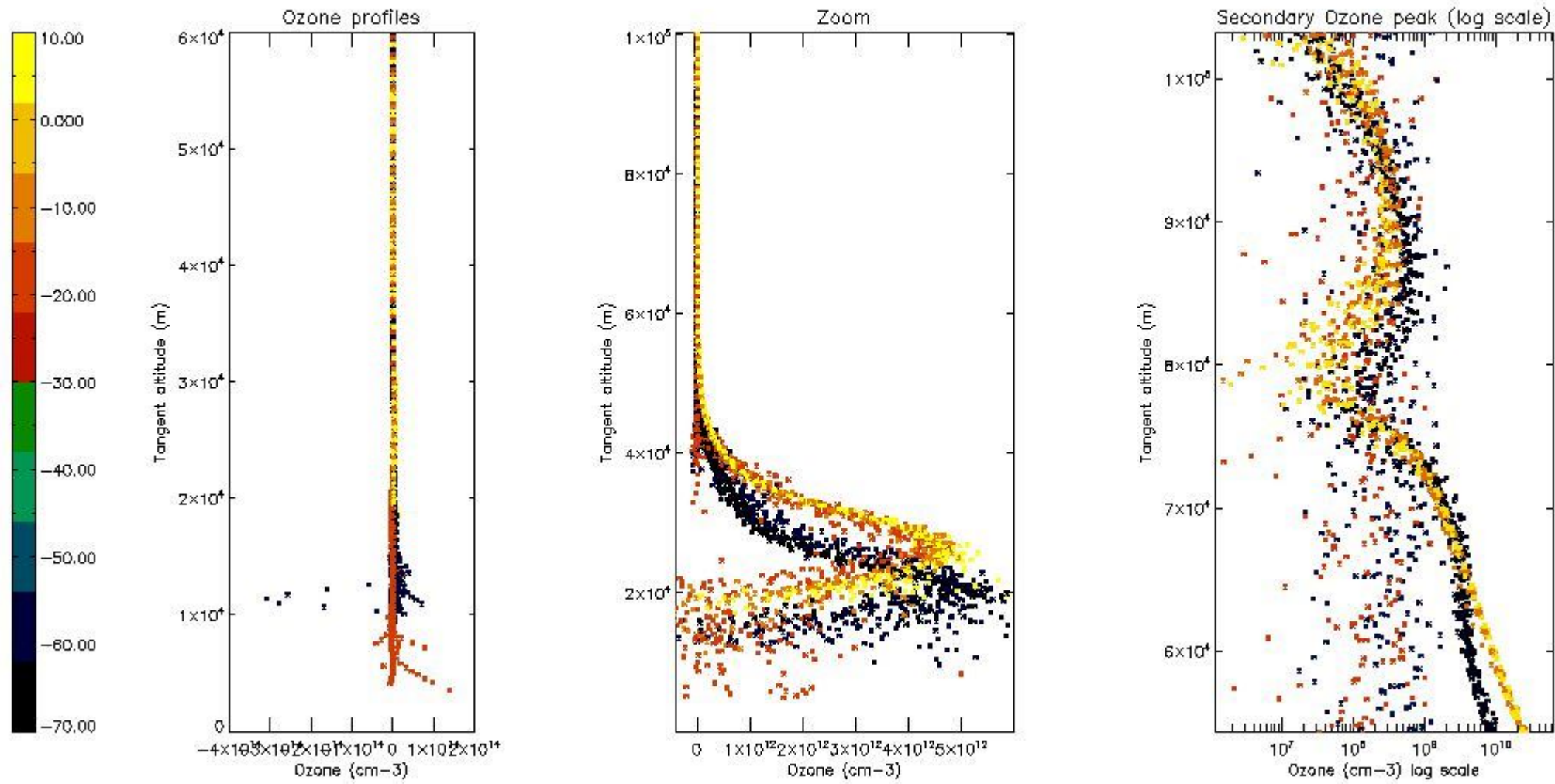
So, the table below shows the percentage of dark limb and valid observations for each criteria with respect to the overall valid daily observations.

Criteria	% of total production
All STD	23
STD < 20	11

STD < 10	8
STD < 5	6

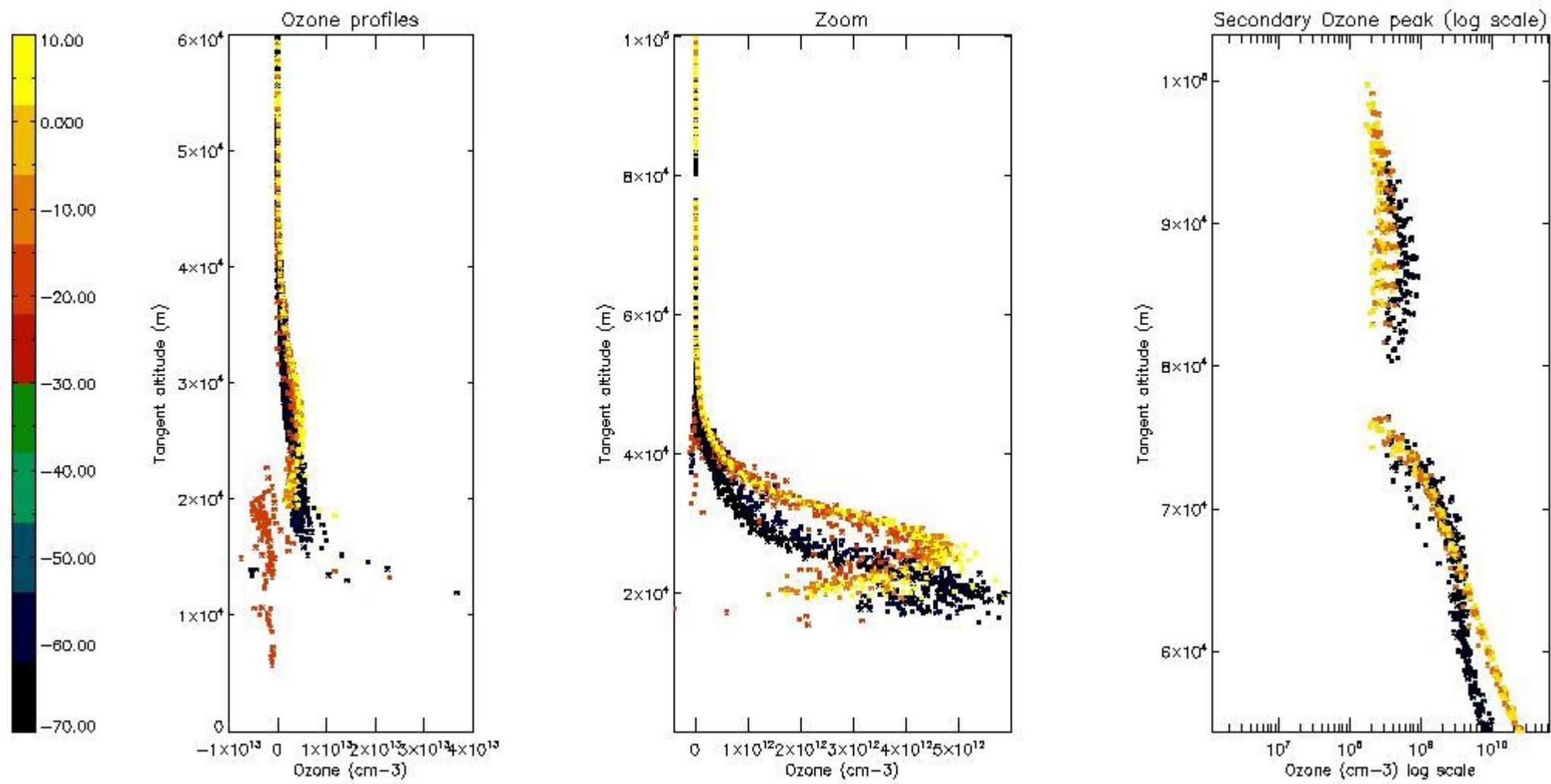
5.2 Plot ozone profiles for all STD (dark without errors)

The colorbar represents the latitude.



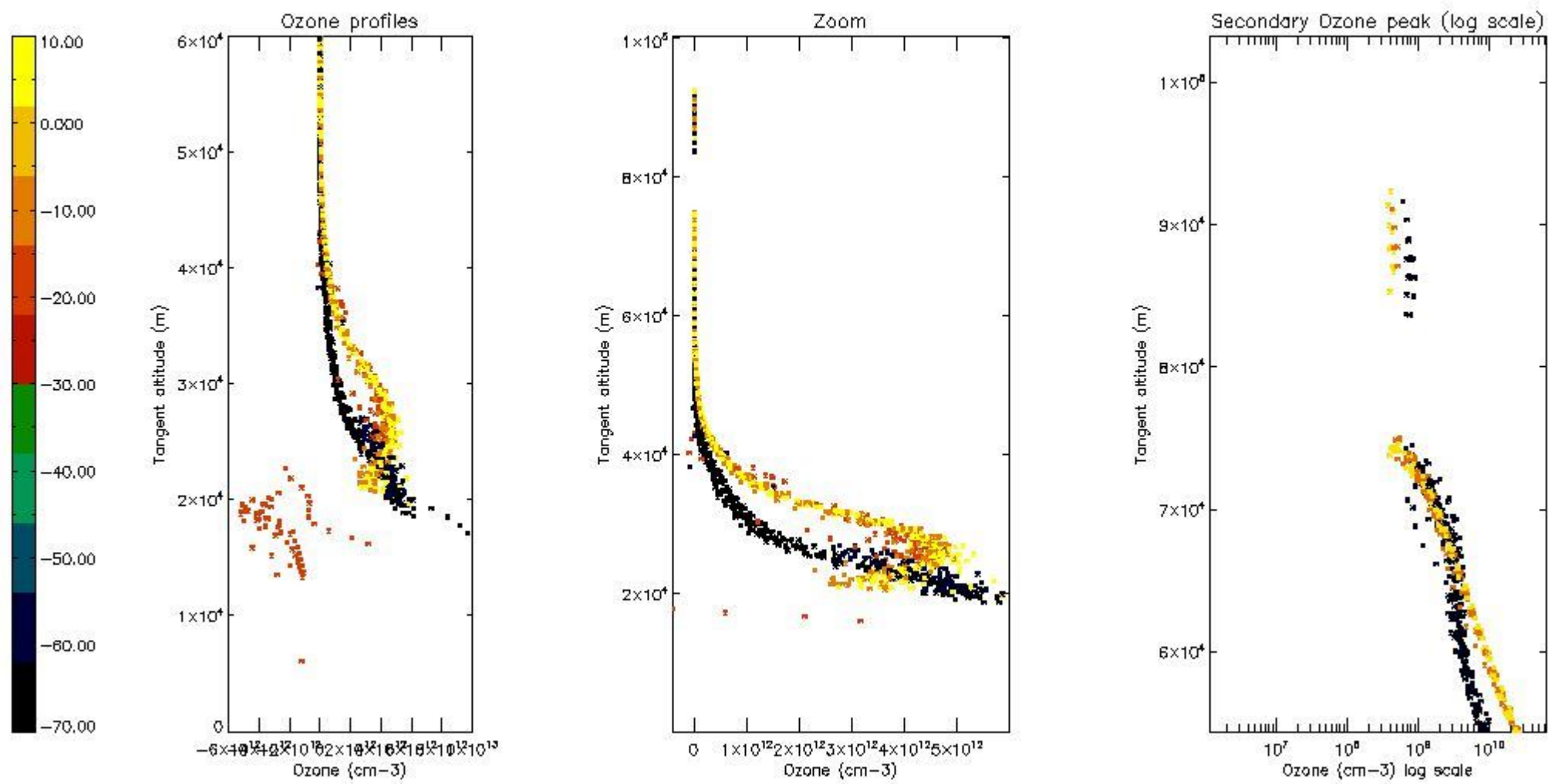
5.3 Plot ozone profiles where STD < 20% (dark without errors)

The colorbar represents the latitude.



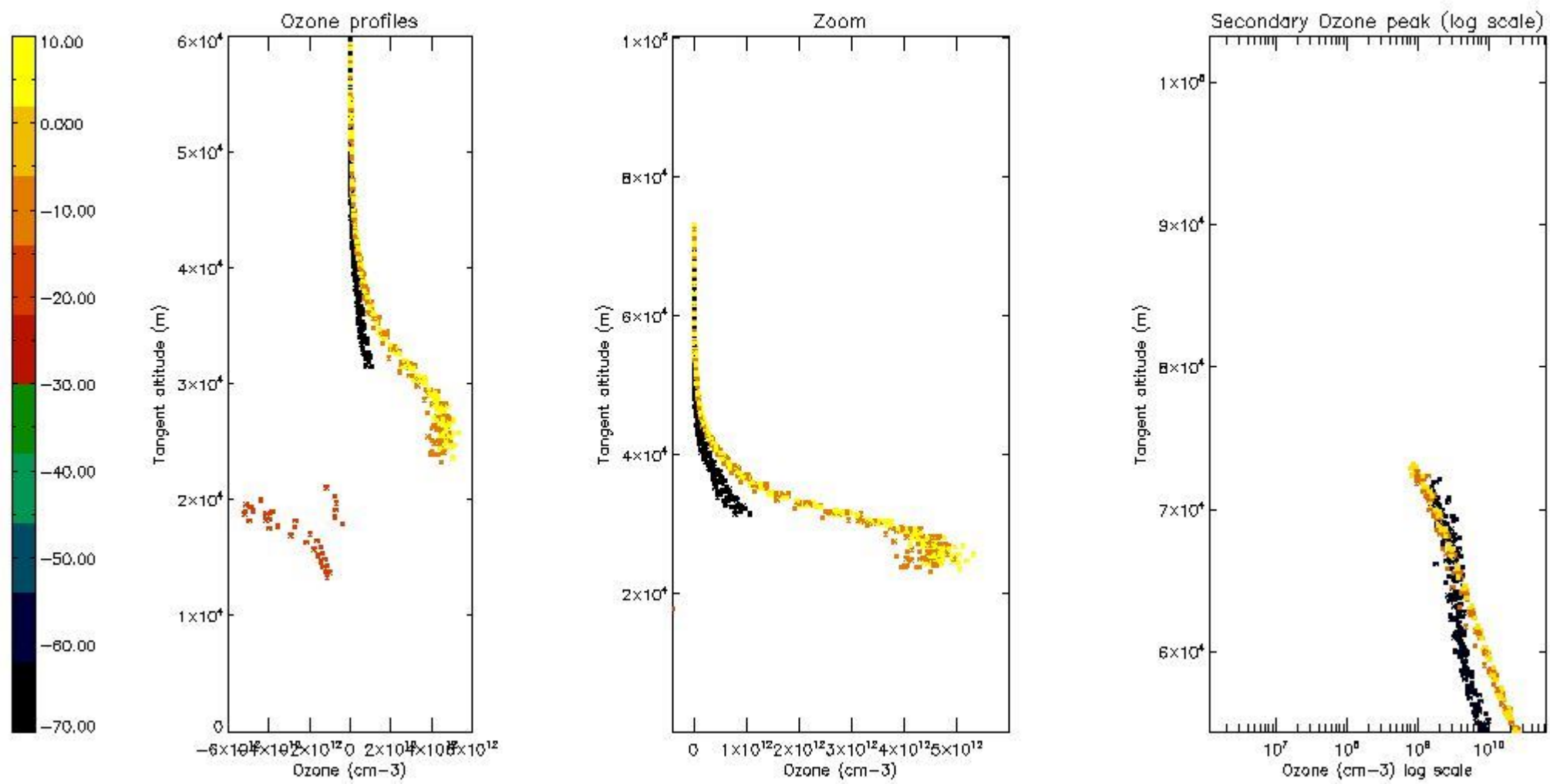
5.4 Plot ozone profiles where STD < 10% (dark without errors)

The colorbar represents the latitude.



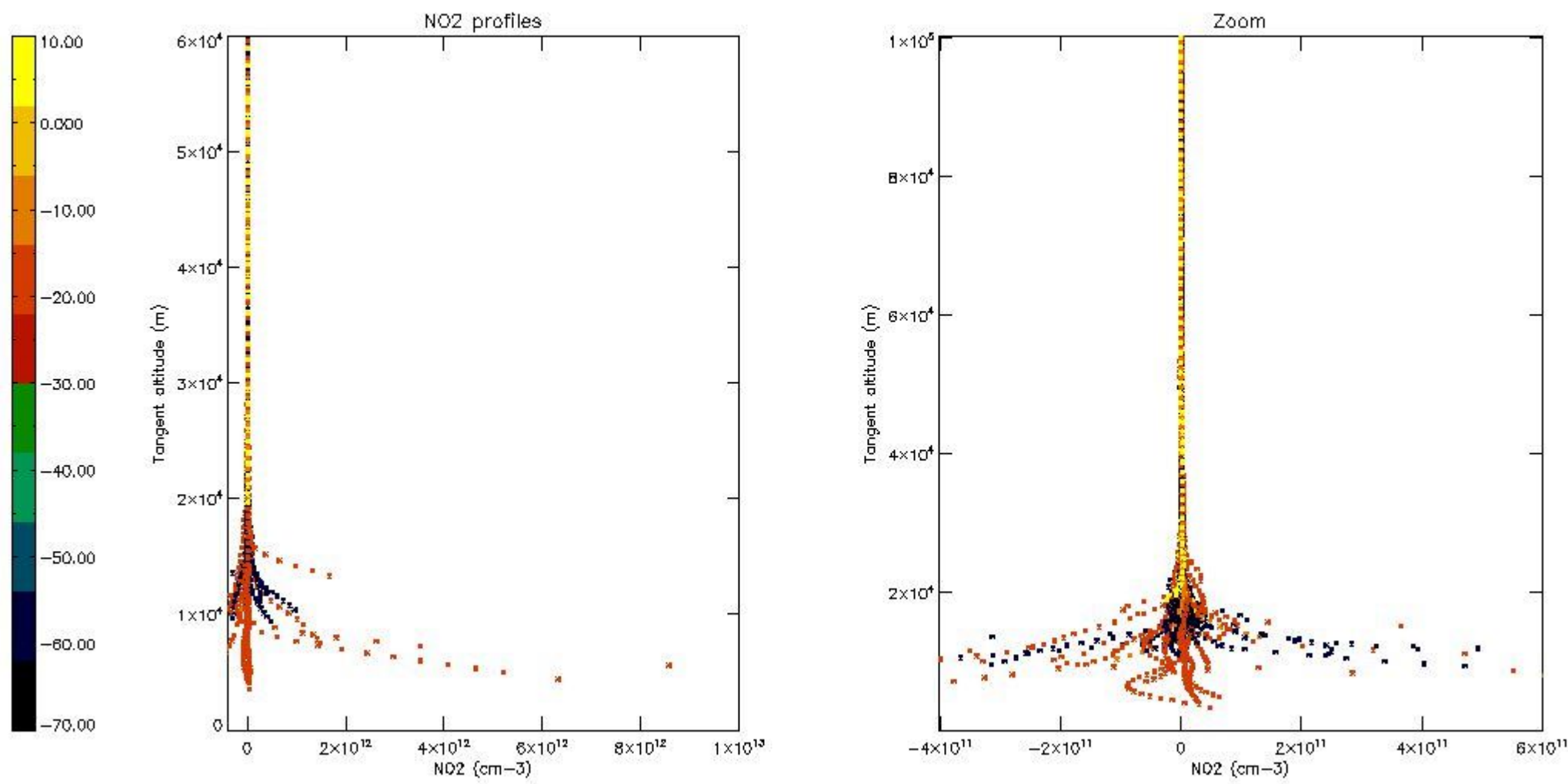
5.5 Plot ozone profiles where STD < 5% (dark without errors)

The colorbar represents the latitude.



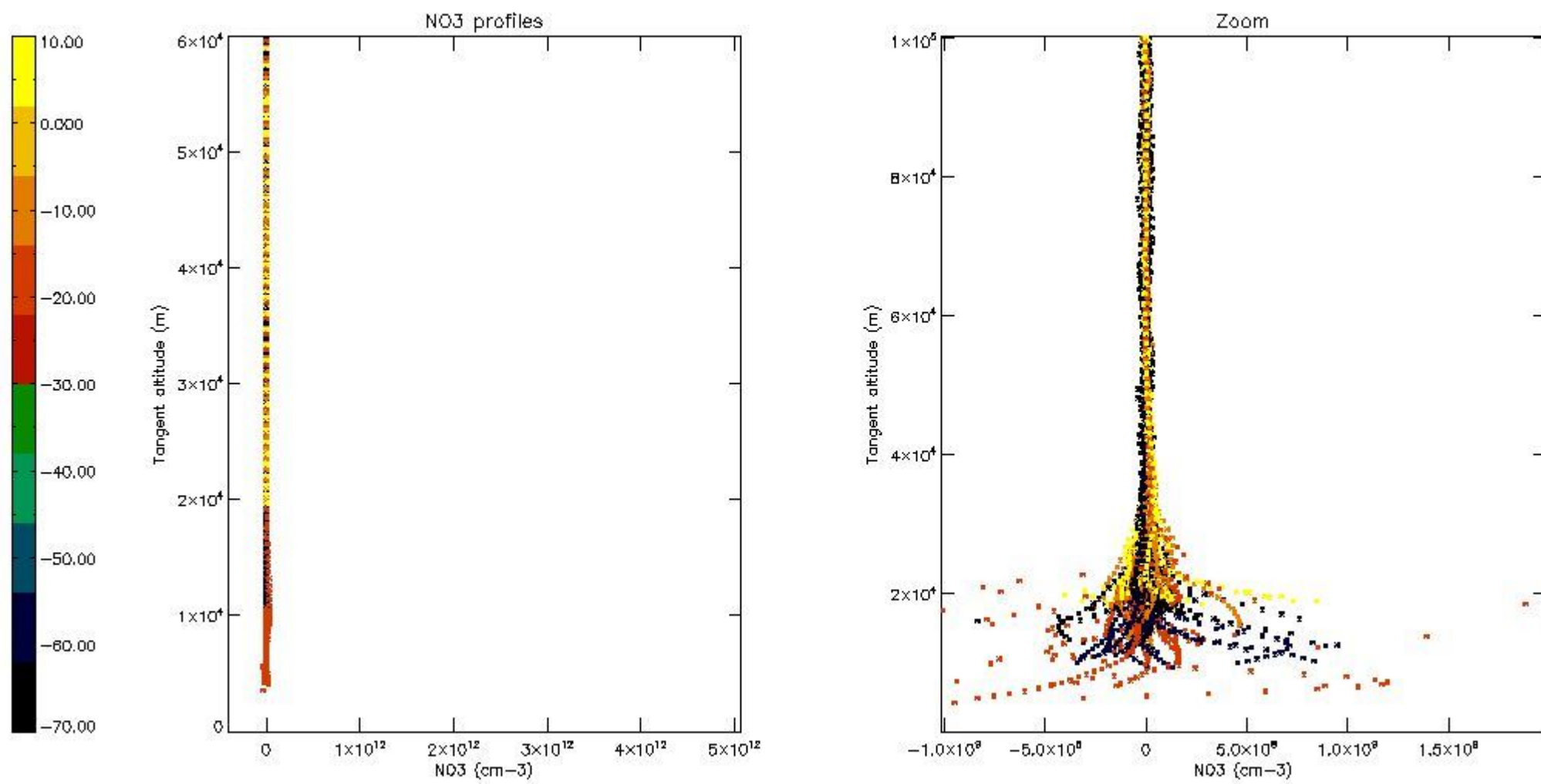
5.6 Plot NO₂ profiles for all STD (dark without errors)

The colorbar represents the latitude.



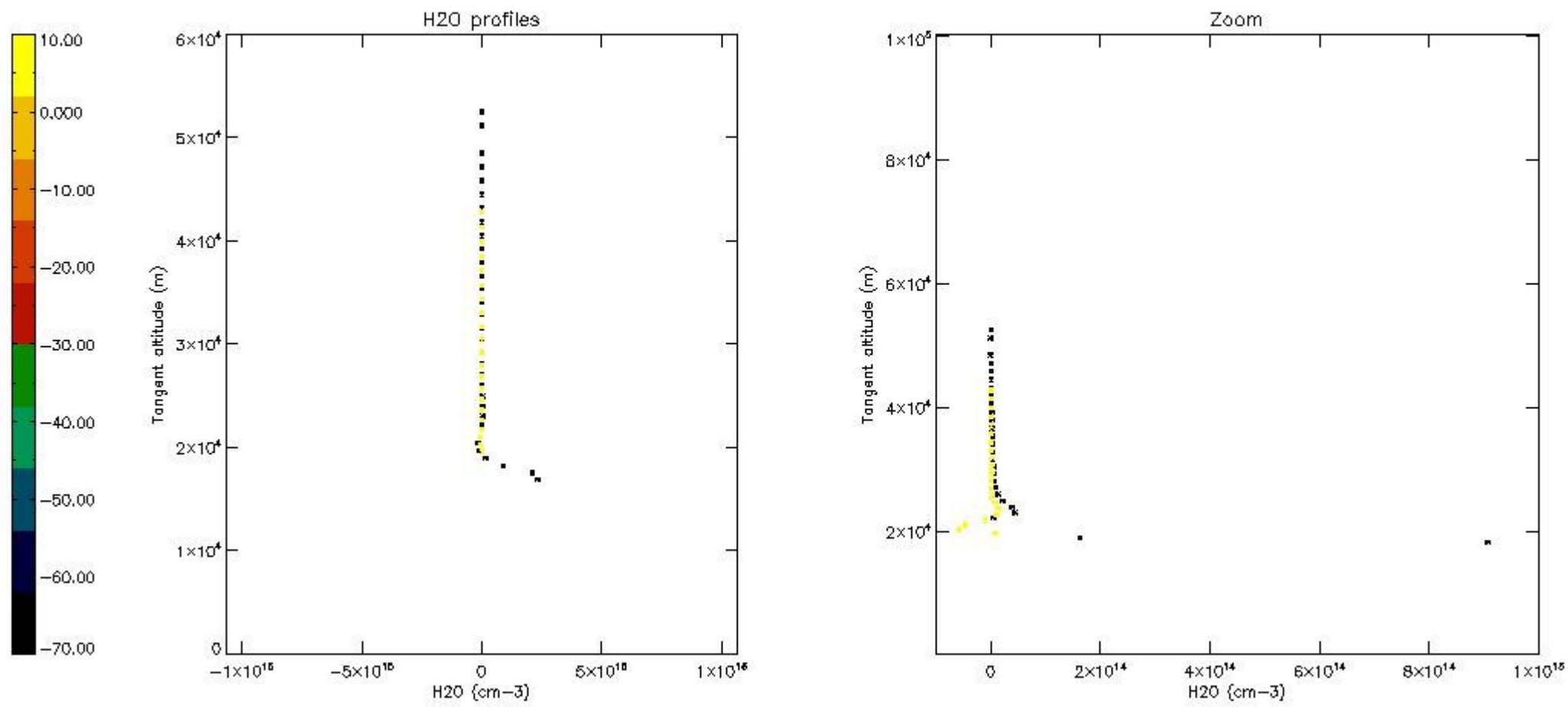
5.7 Plot NO3 profiles for all STD (dark without errors)

The colorbar represents the latitude.



5.8 Plot H2O profiles for all STD (only for occultations of stars 1,2,3,4,13,14,16,26,63 dark without errors)

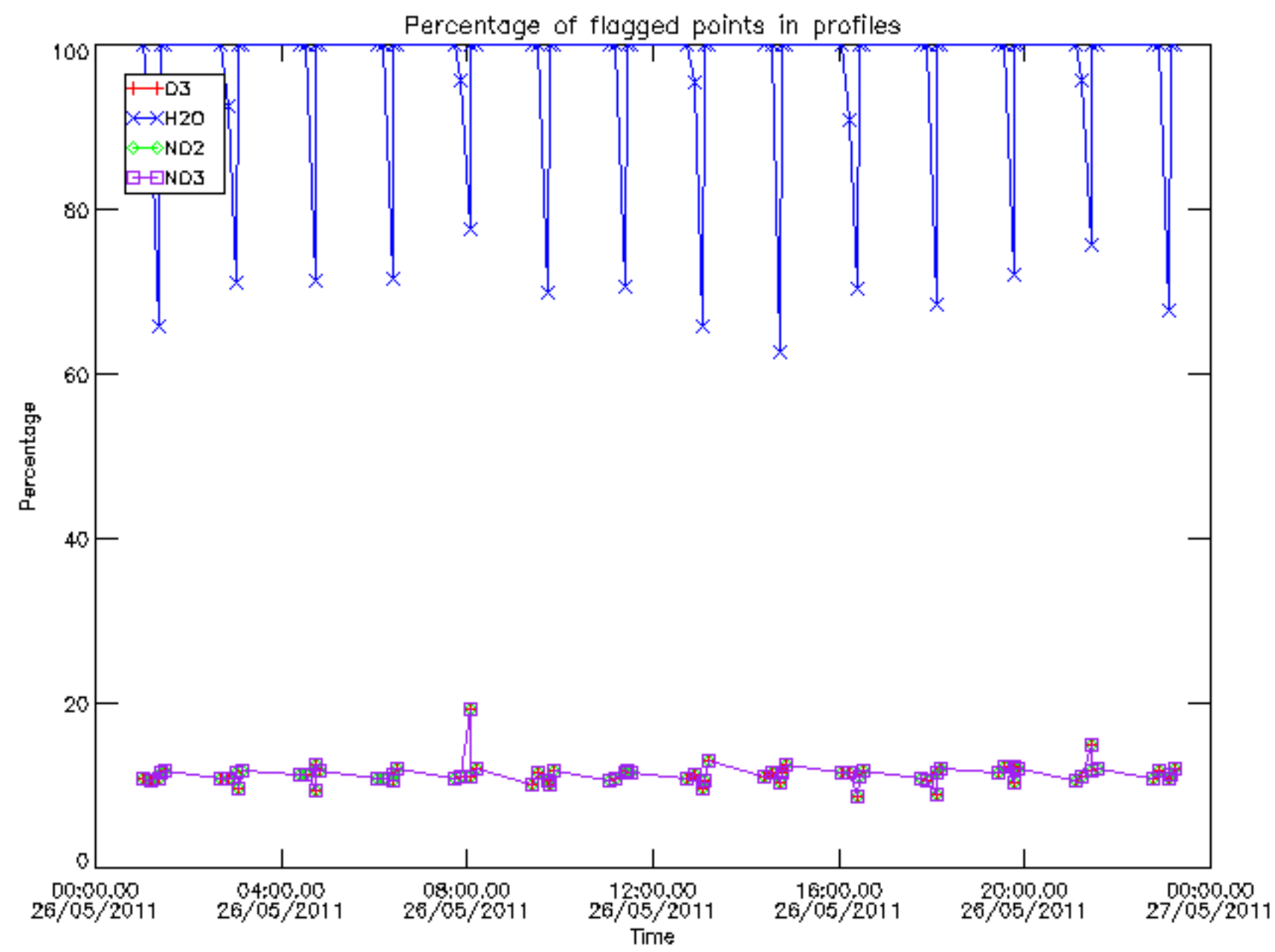
The colorbar represents the latitude.



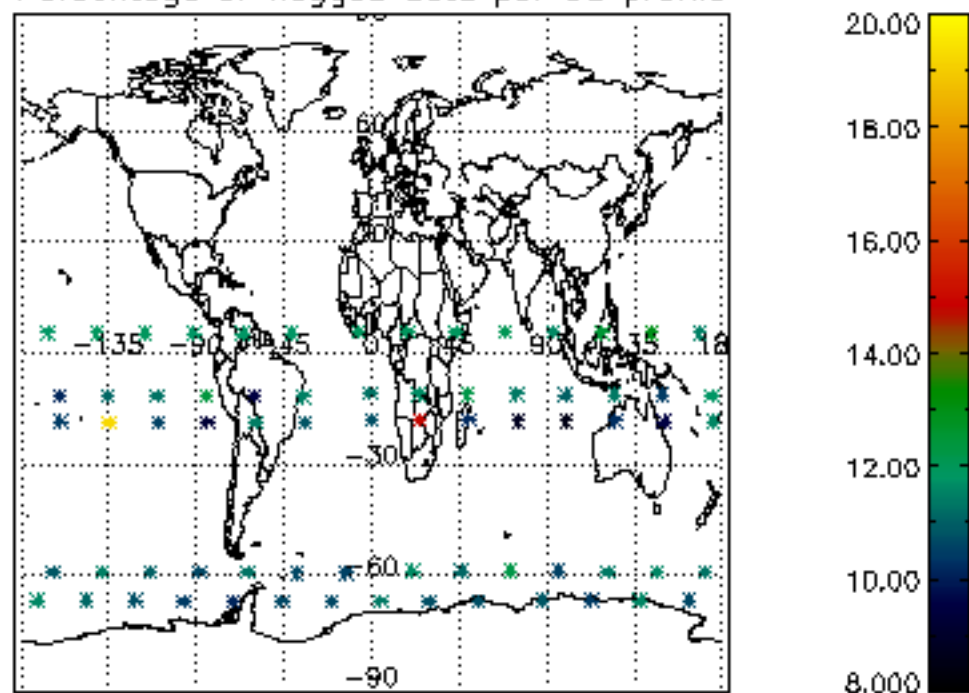
6. Auxiliary Data Files used for the production reported in section 2

The number reported in the third column indicates since which file (see list in section 2) the corresponding auxiliary file has been used. The fourth column is the date of those product files.

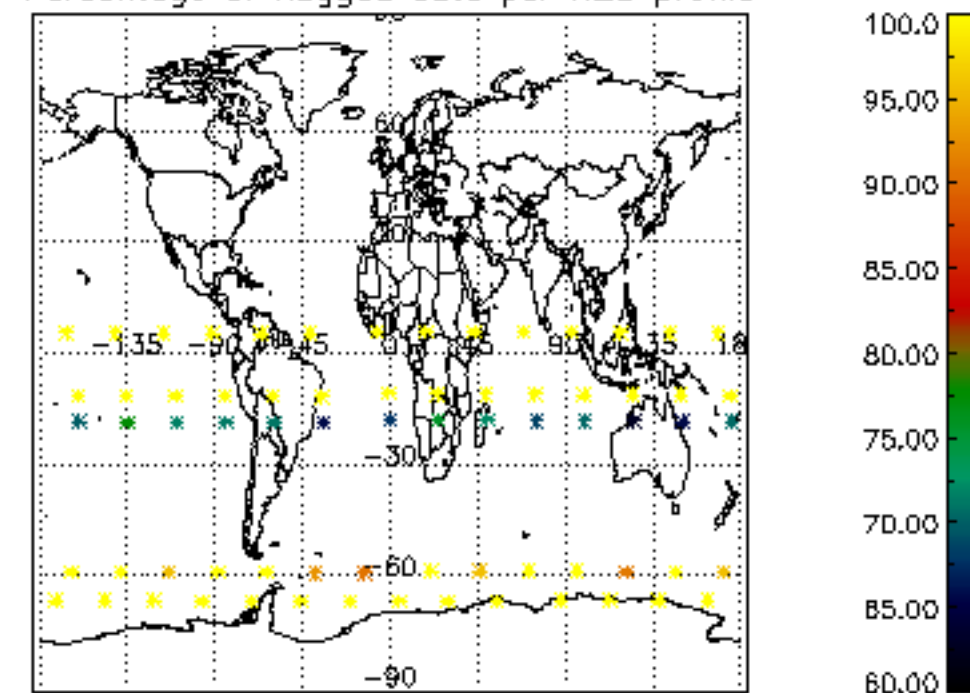
Type	Auxiliary Filename	Used since product	Used since product date
INST_PHYS_CHARACTERISTICS	GOM_INS_AXVIEC20091111_143220_20030716_120000_20500101_000000	1	26-MAY-2011 00:00:41
LEVEL-2_PROC_CONFIG	GOM_PR2_AXVIEC20091111_152718_20020301_000000_20500101_000000	1	26-MAY-2011 00:00:41
CROSS_SECTIONS_FILE	GOM_CRS_AXVIEC20091111_154832_20020301_000000_20500101_000000	1	26-MAY-2011 00:00:41



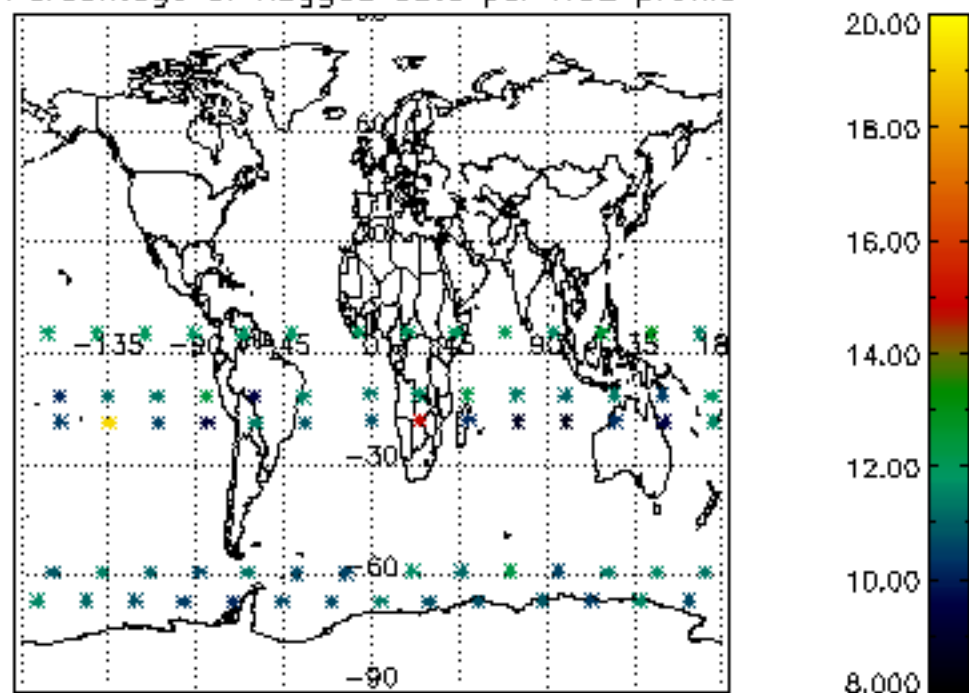
Percentage of flagged data per D3 profile



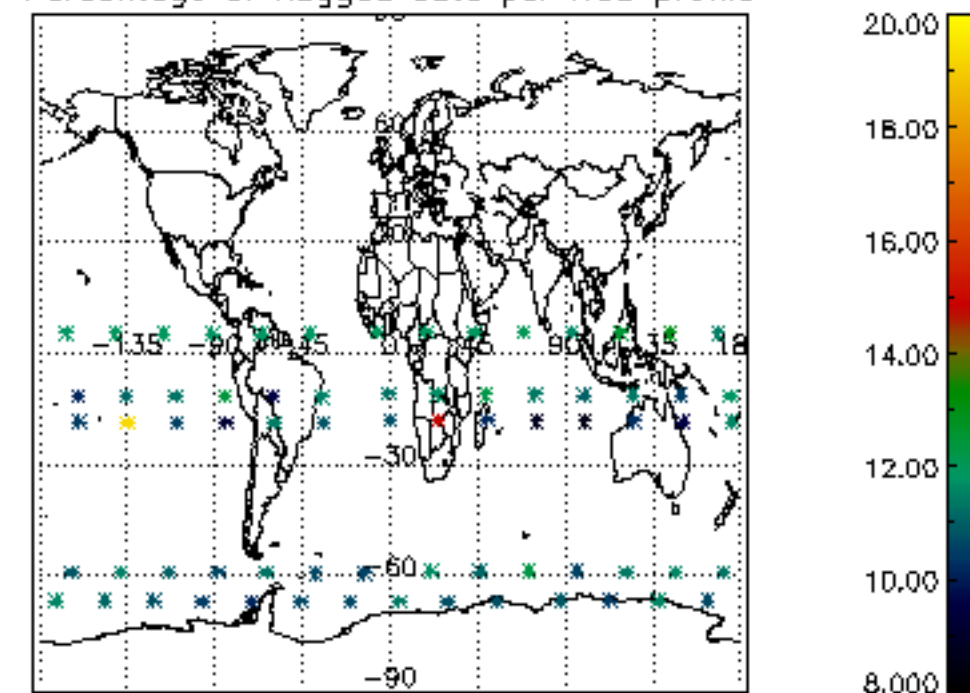
Percentage of flagged data per H2O profile

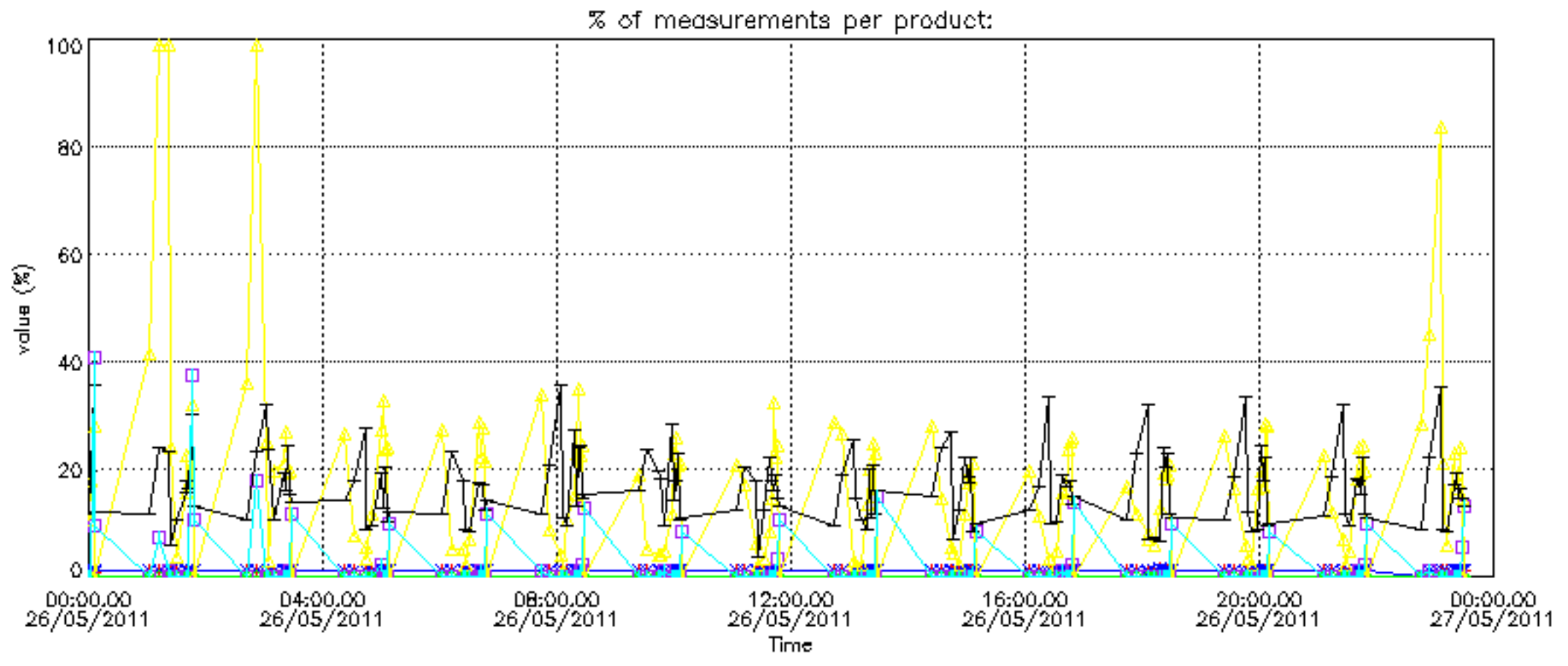


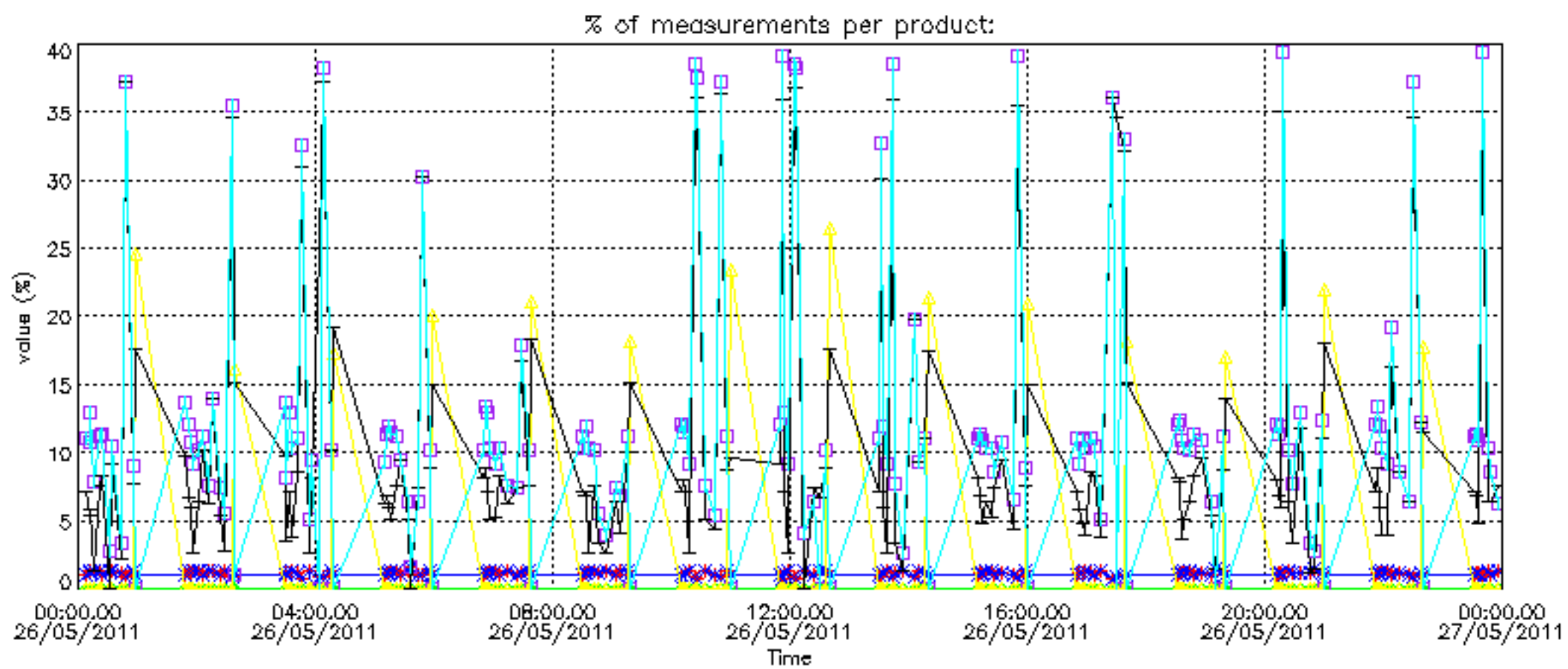
Percentage of flagged data per NO2 profile



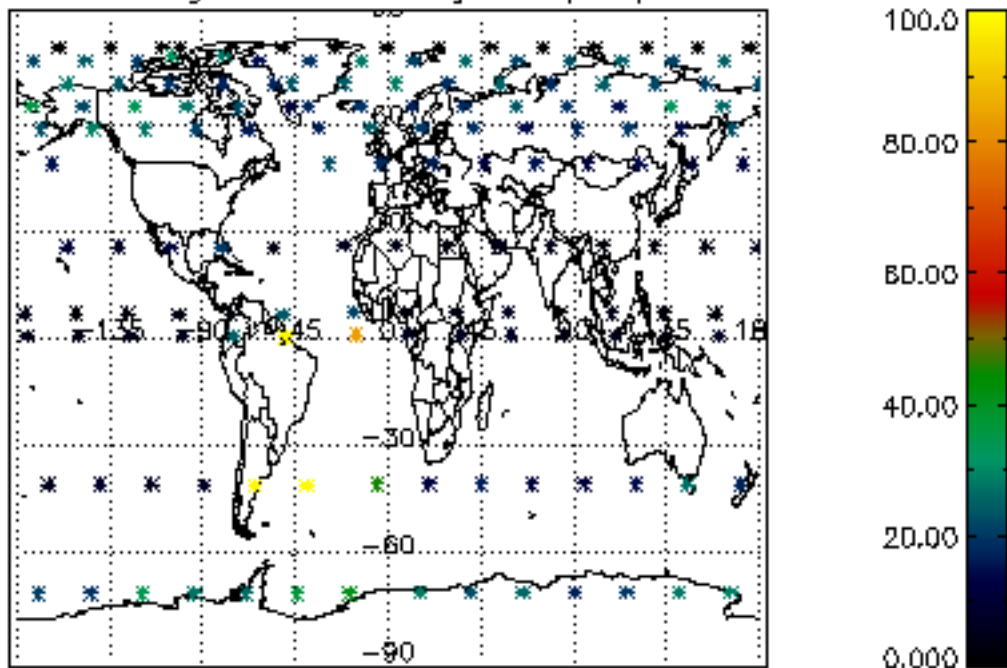
Percentage of flagged data per NO3 profile



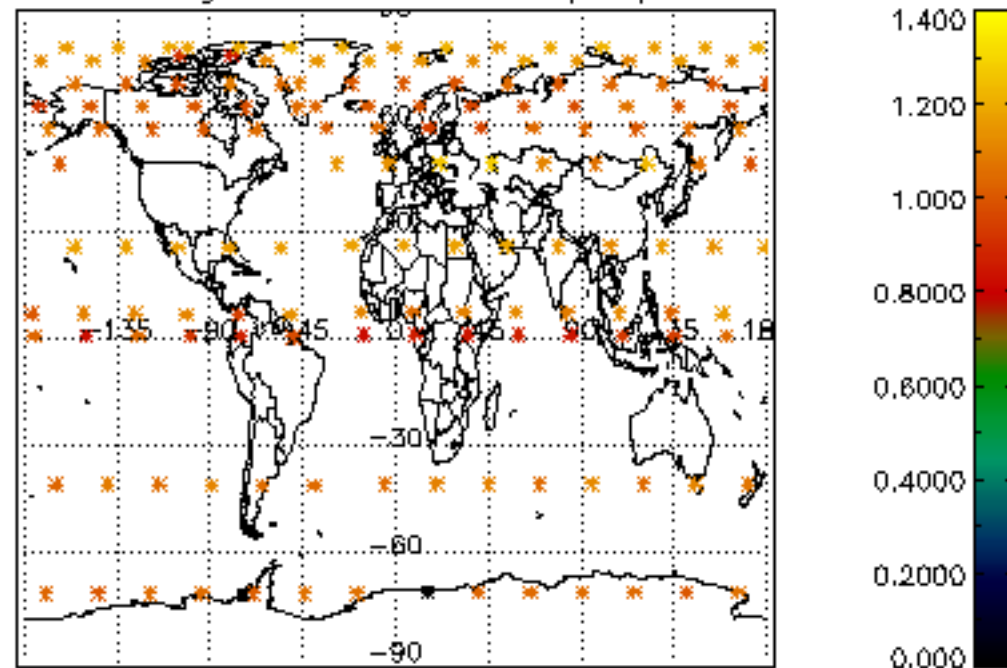




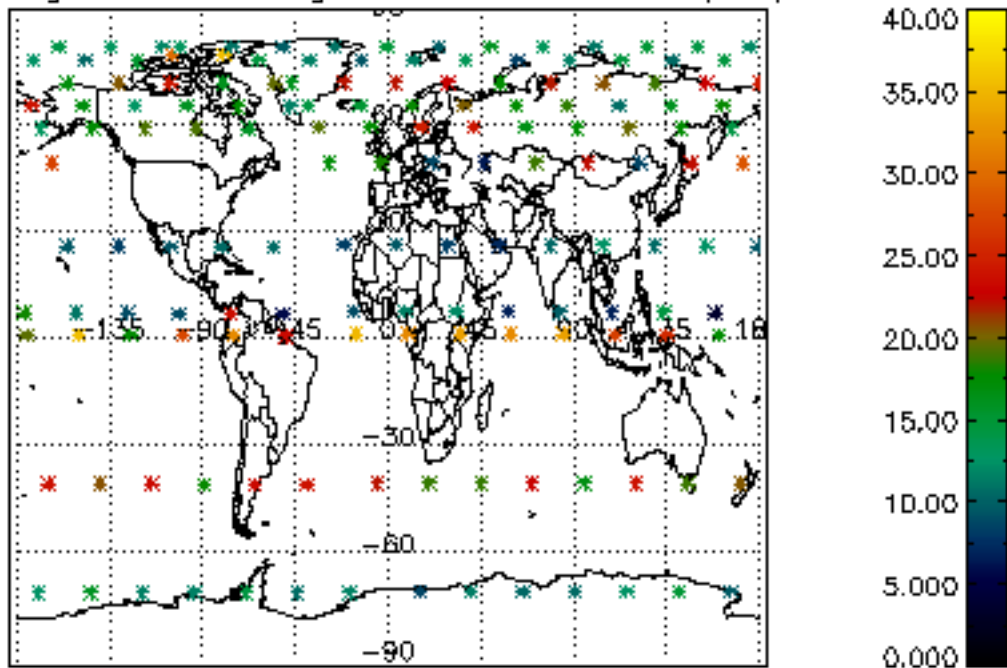
Percentage of cosmic ray hits per profile



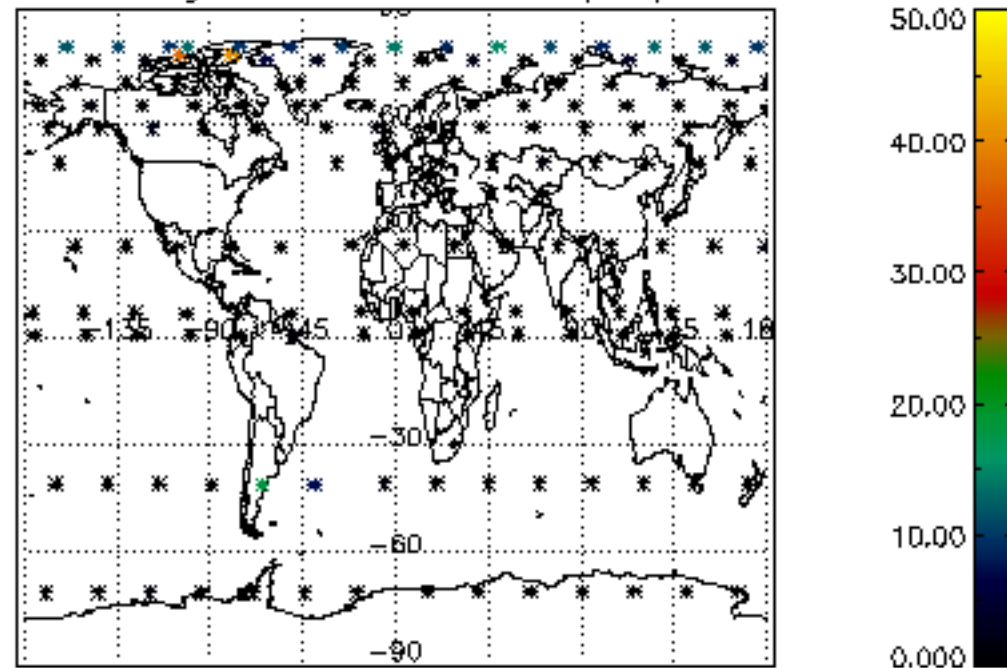
Percentage of datation errors per profile



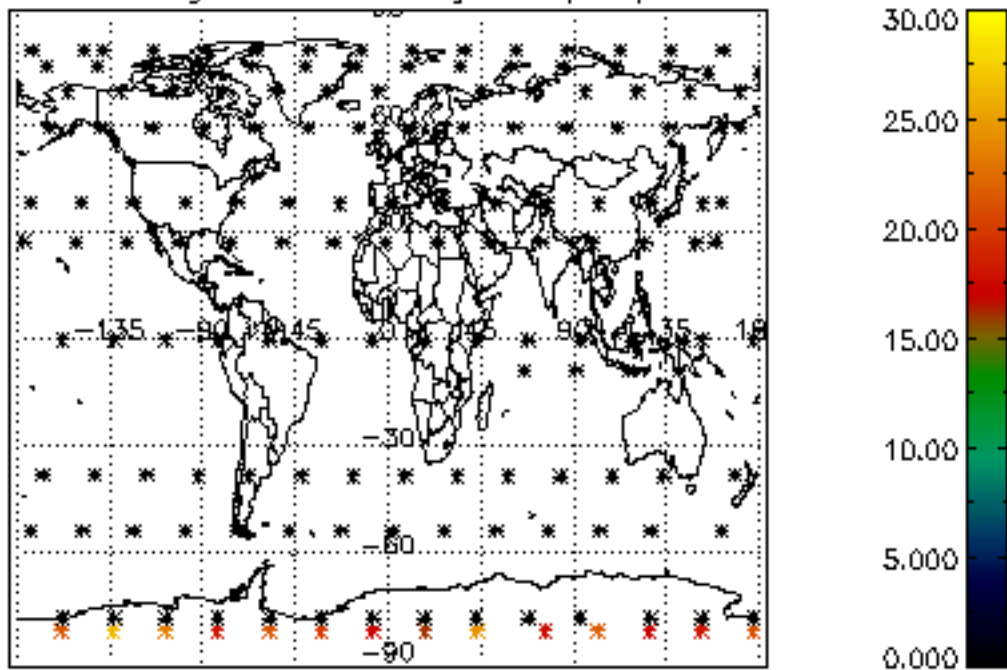
Percentage of star falling outside central band per profile



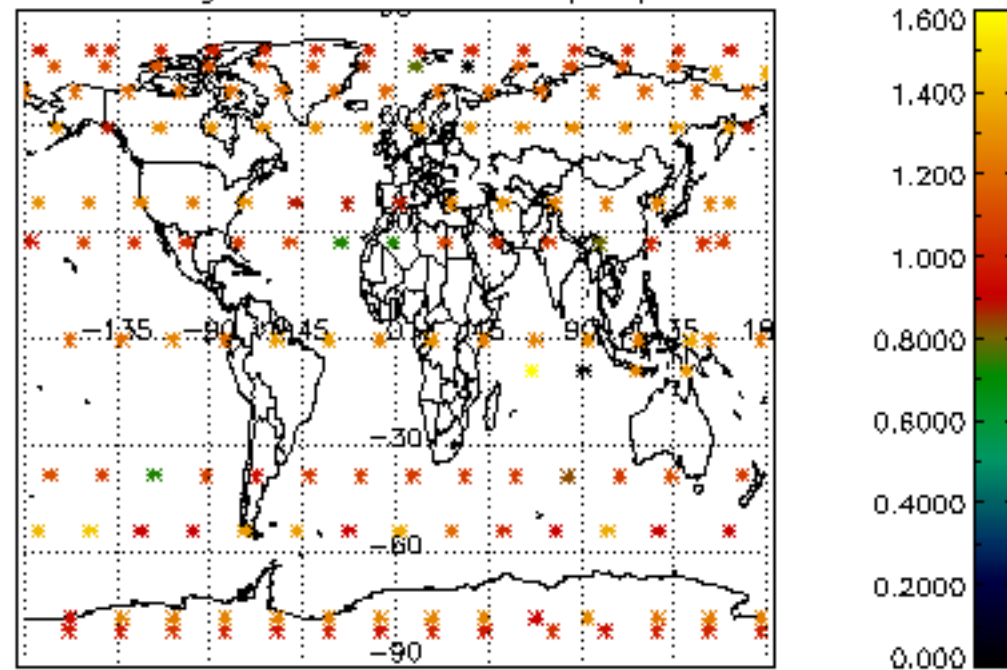
Percentage of saturation errors per profile



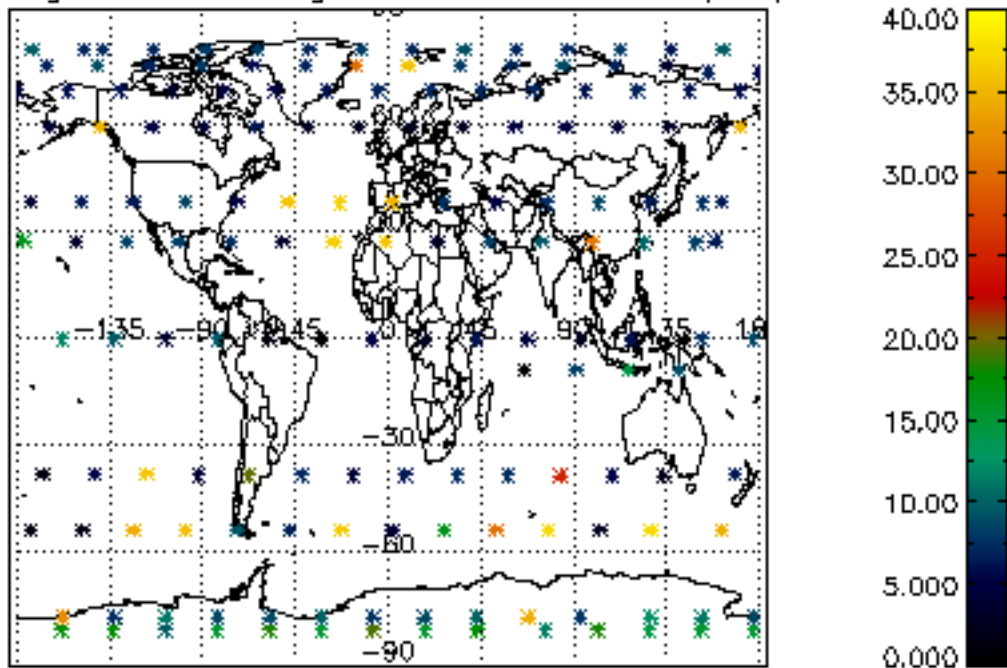
Percentage of cosmic ray hits per profile



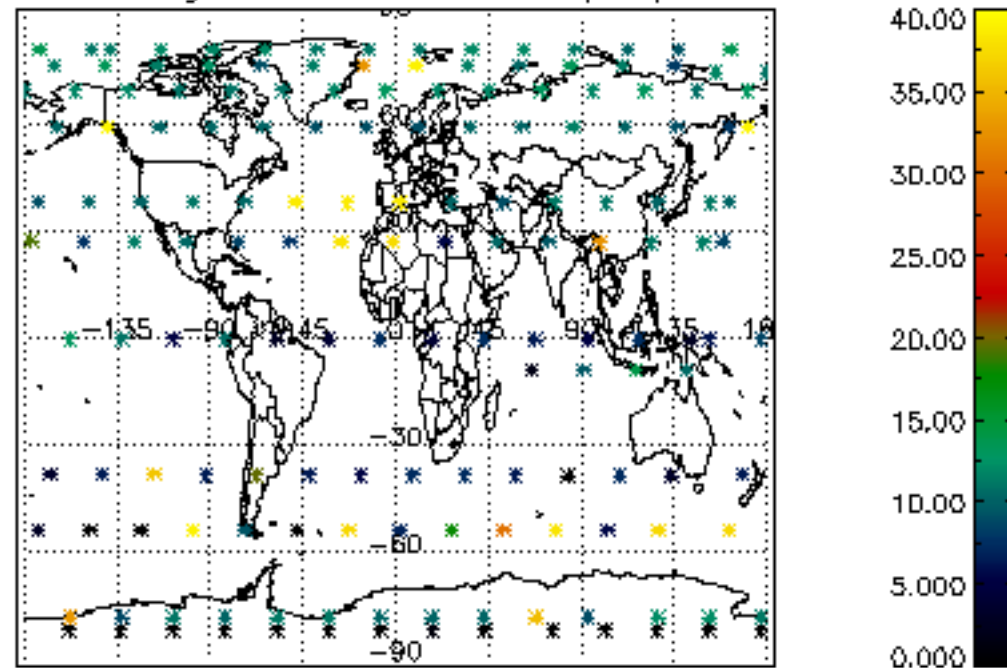
Percentage of datation errors per profile

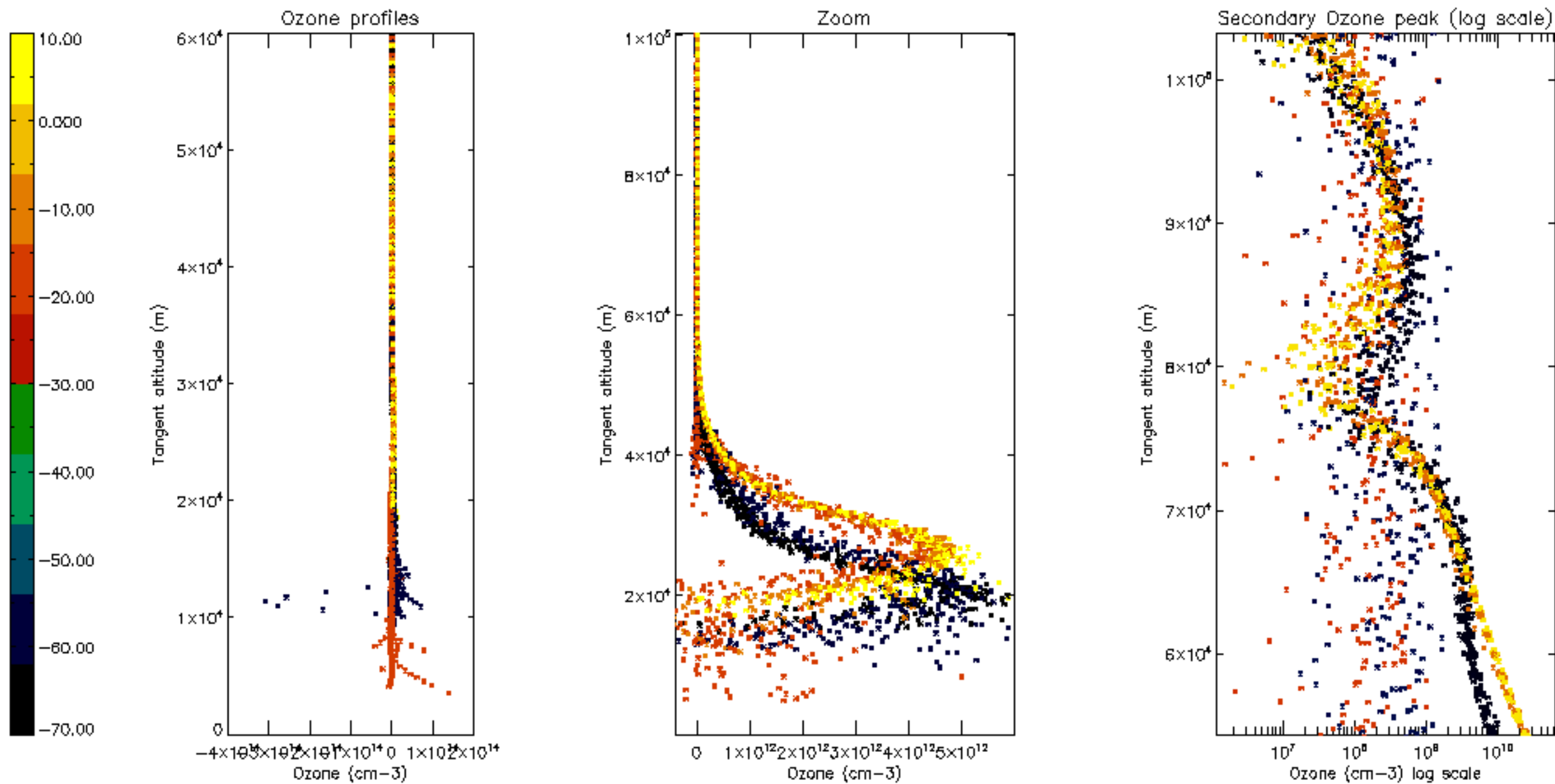


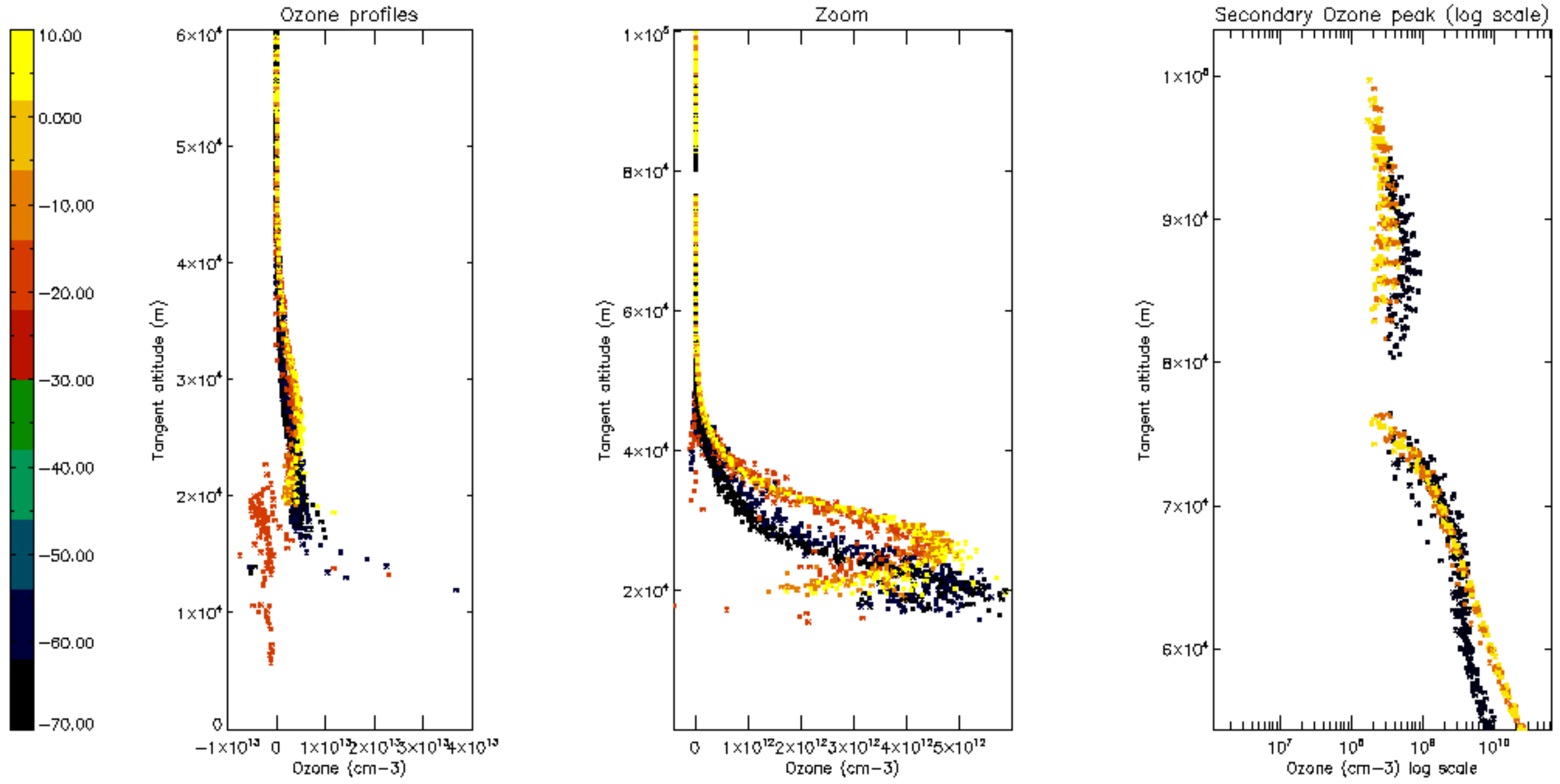
Percentage of star falling outside central band per profile

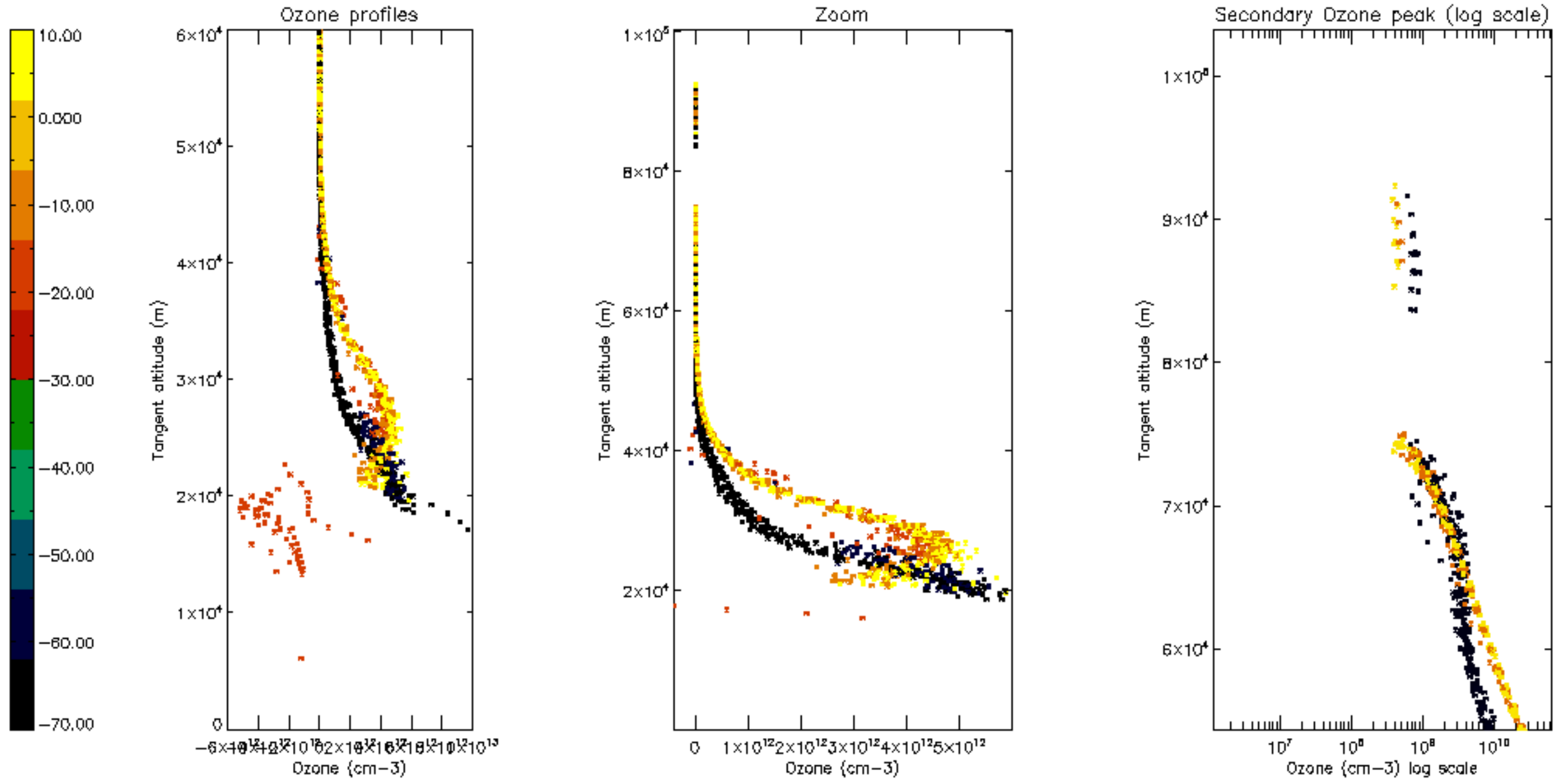


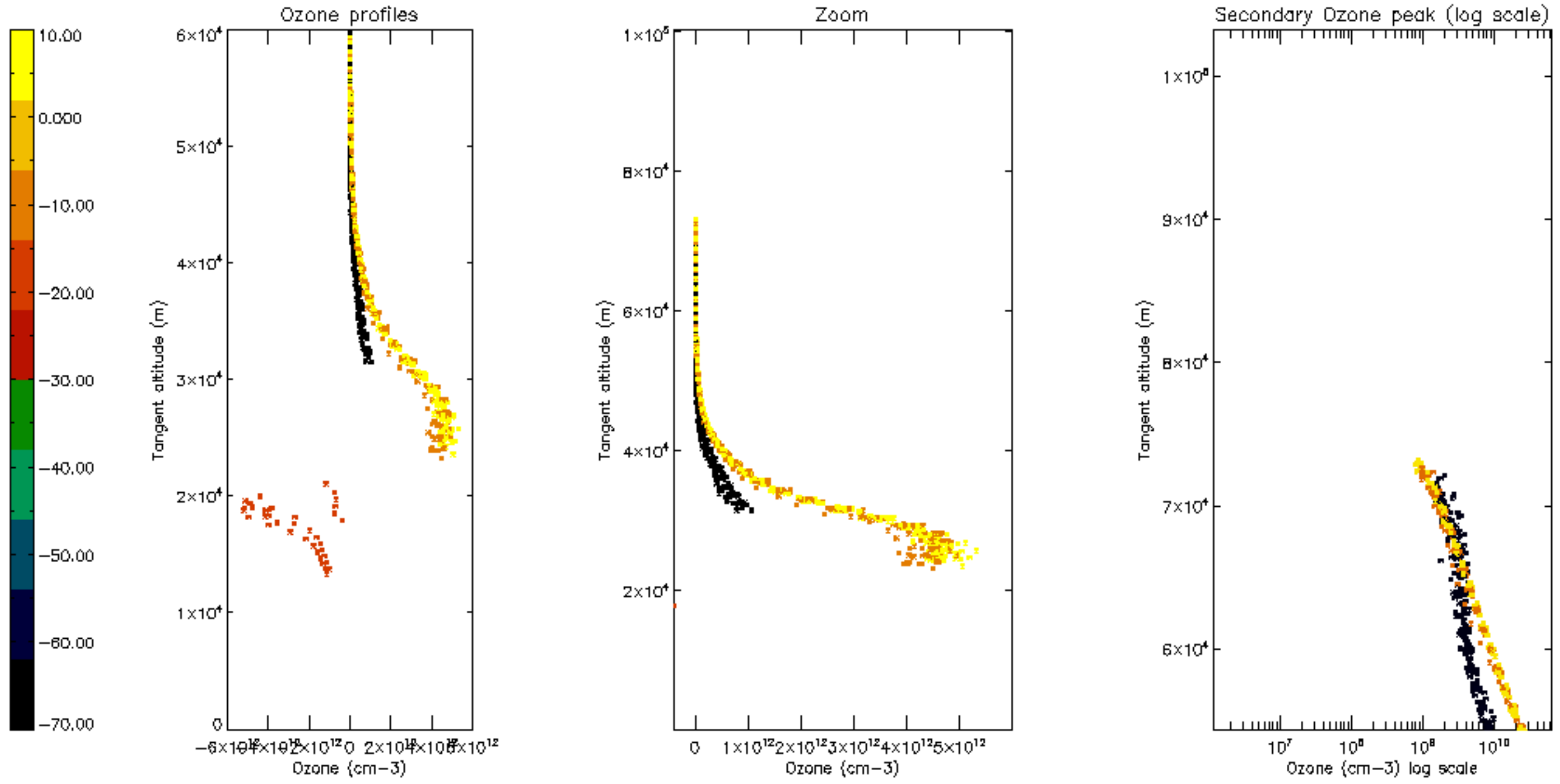
Percentage of saturation errors per profile

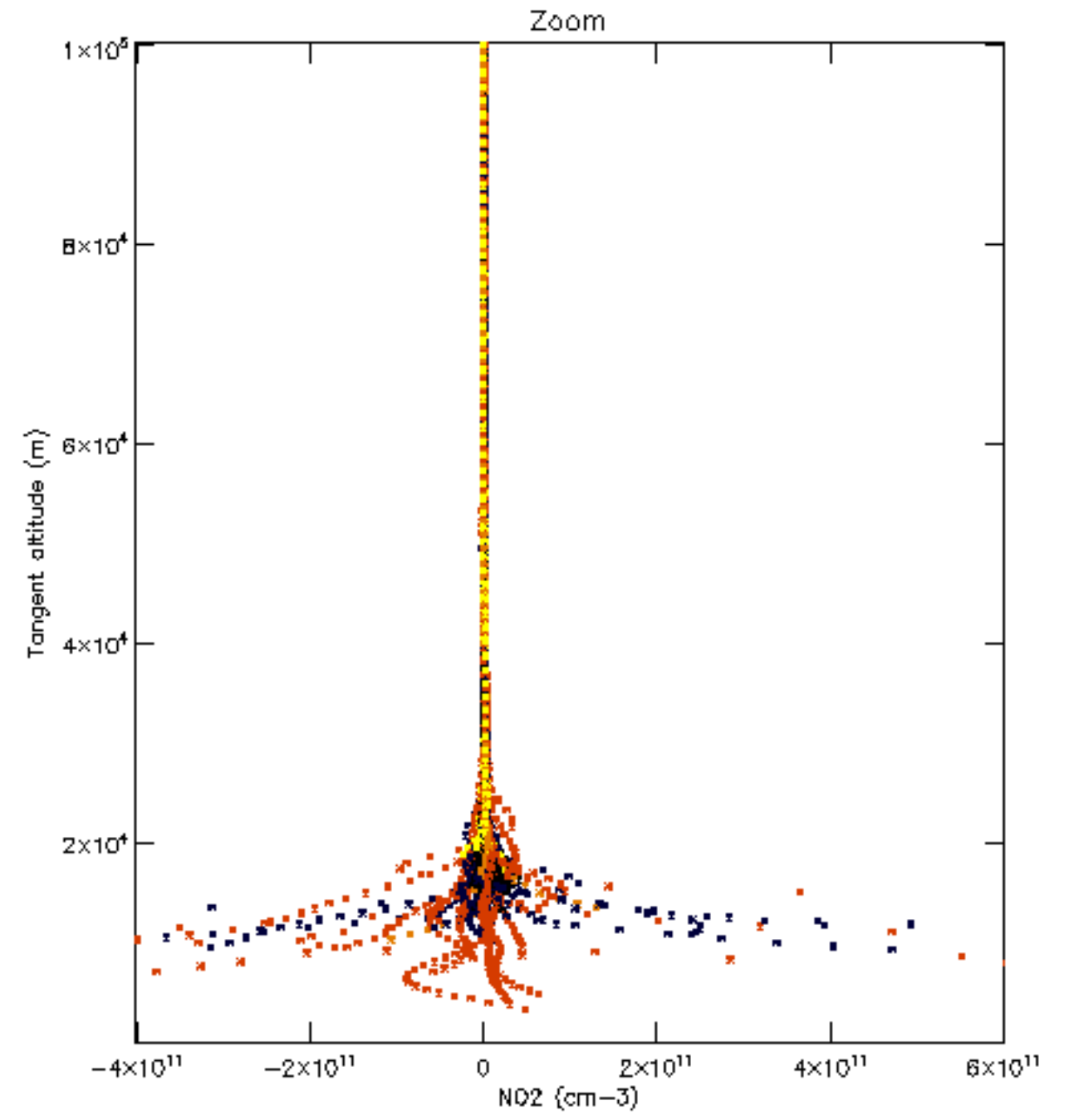
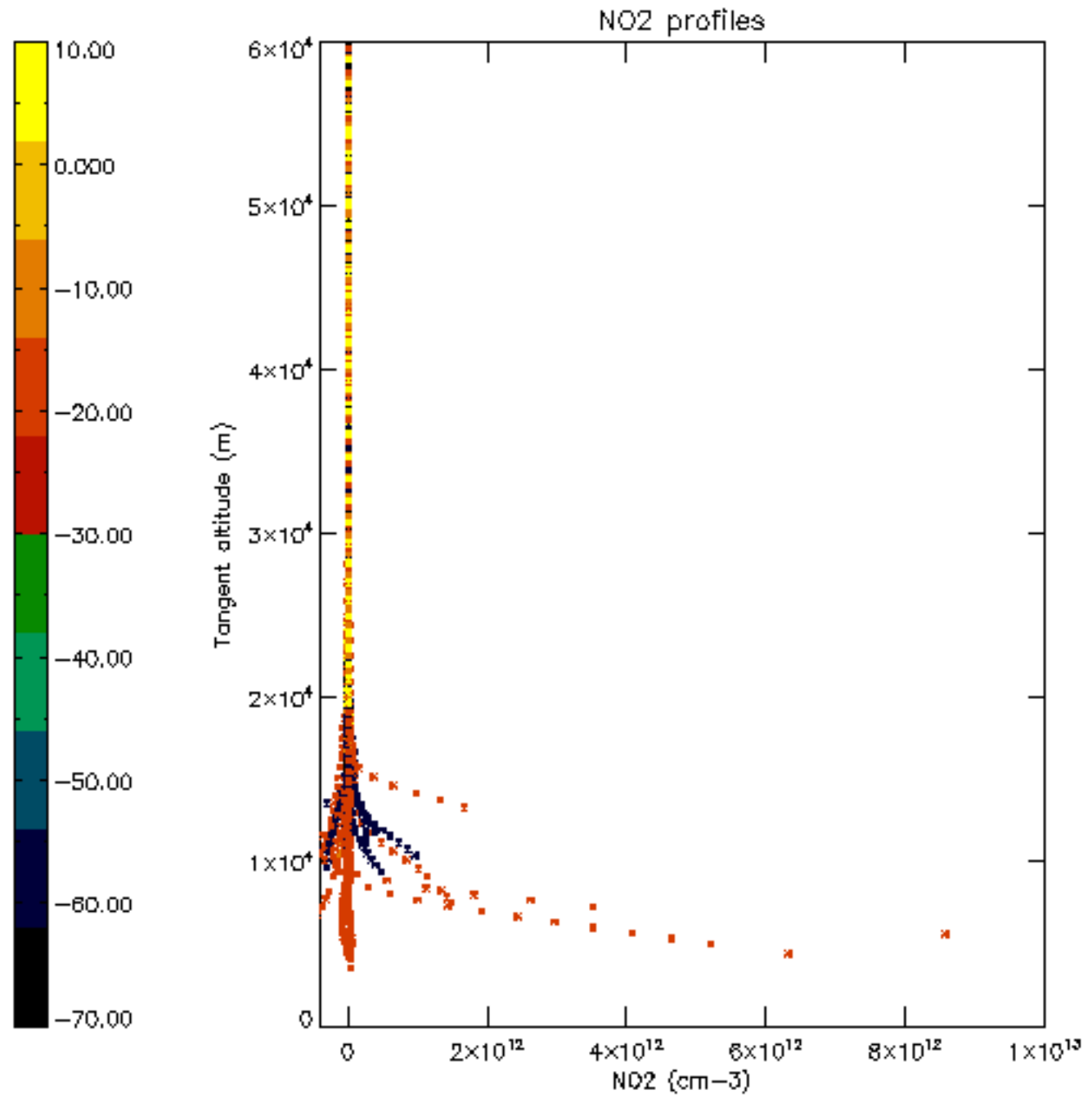


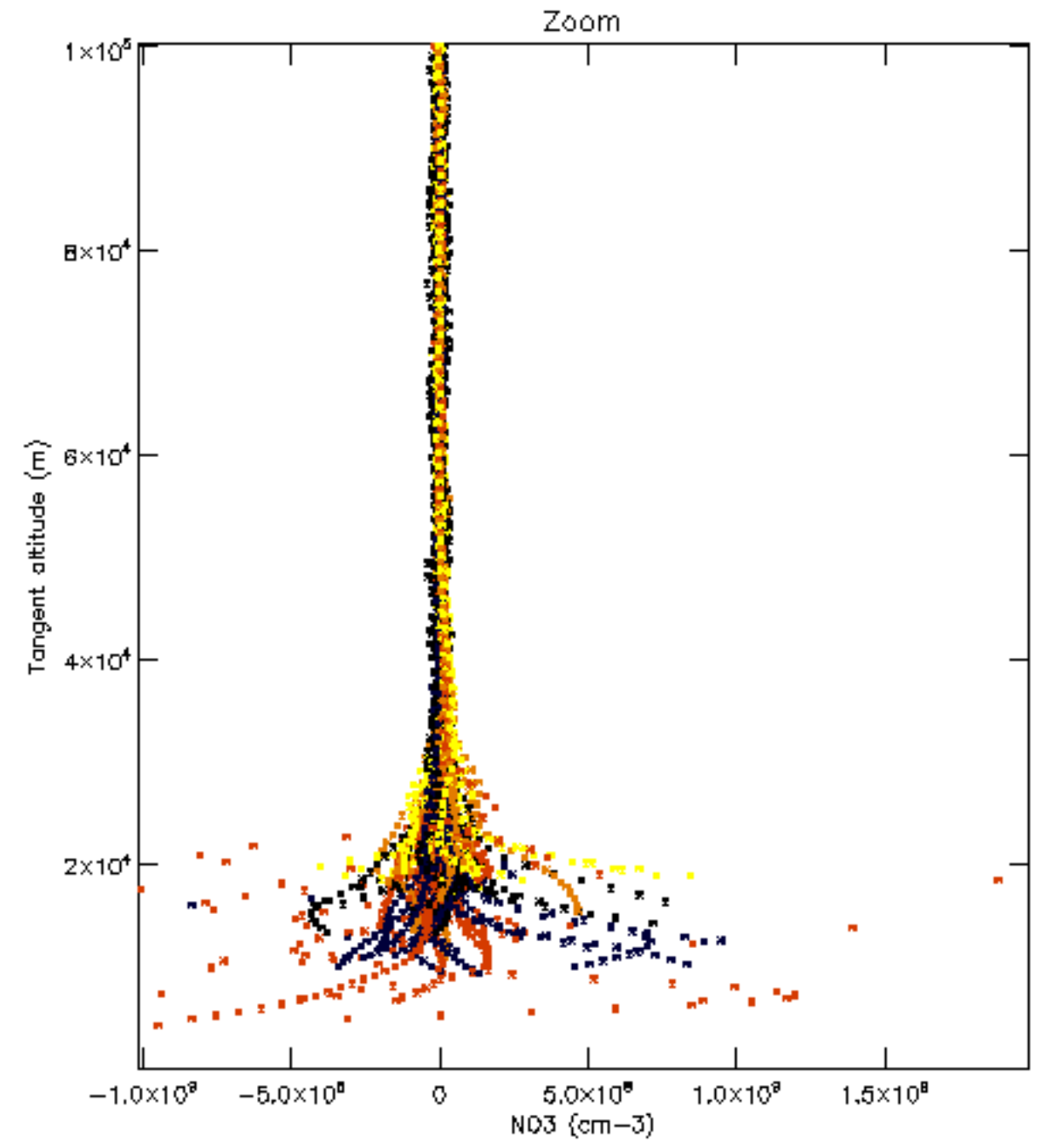
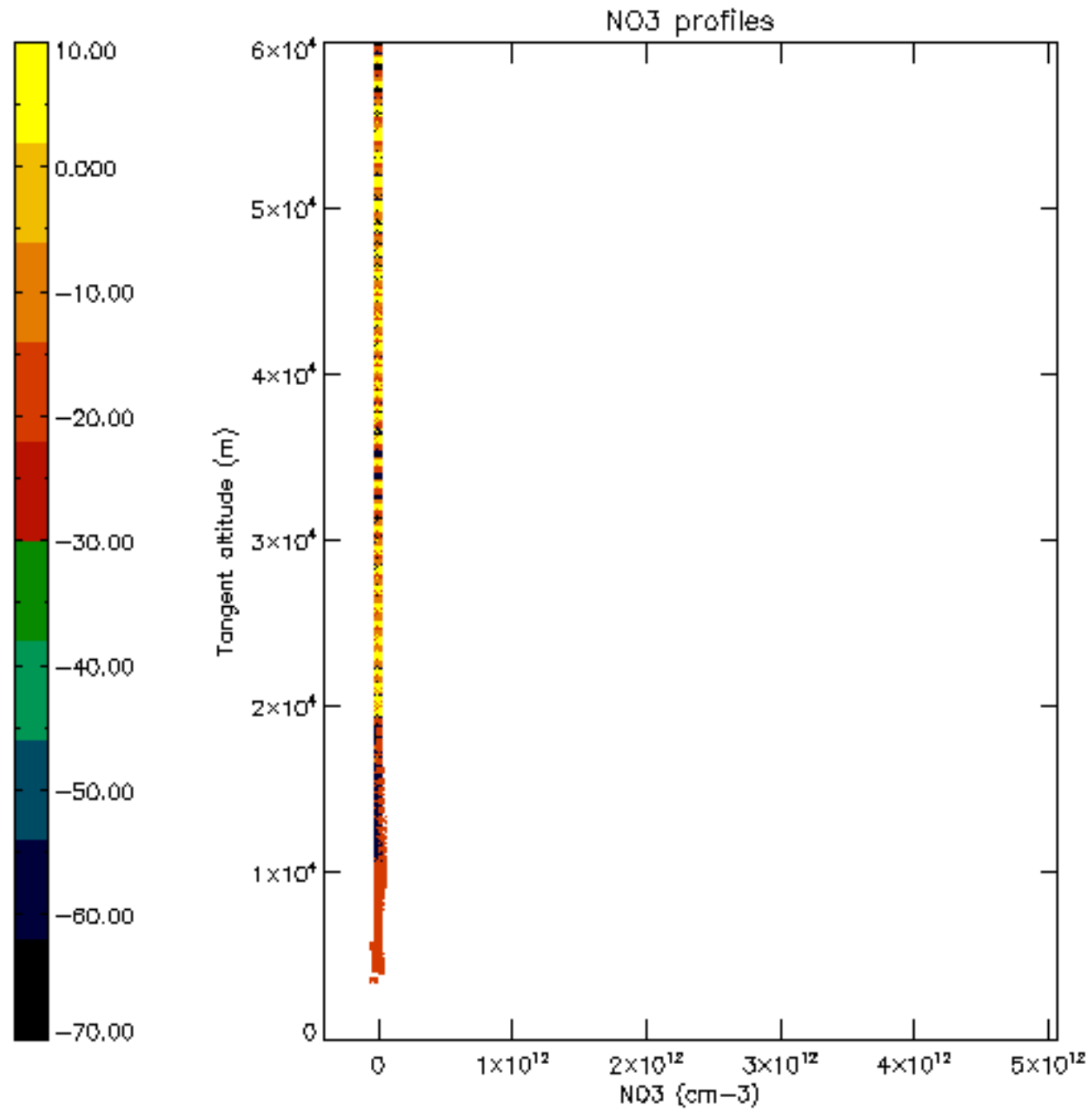


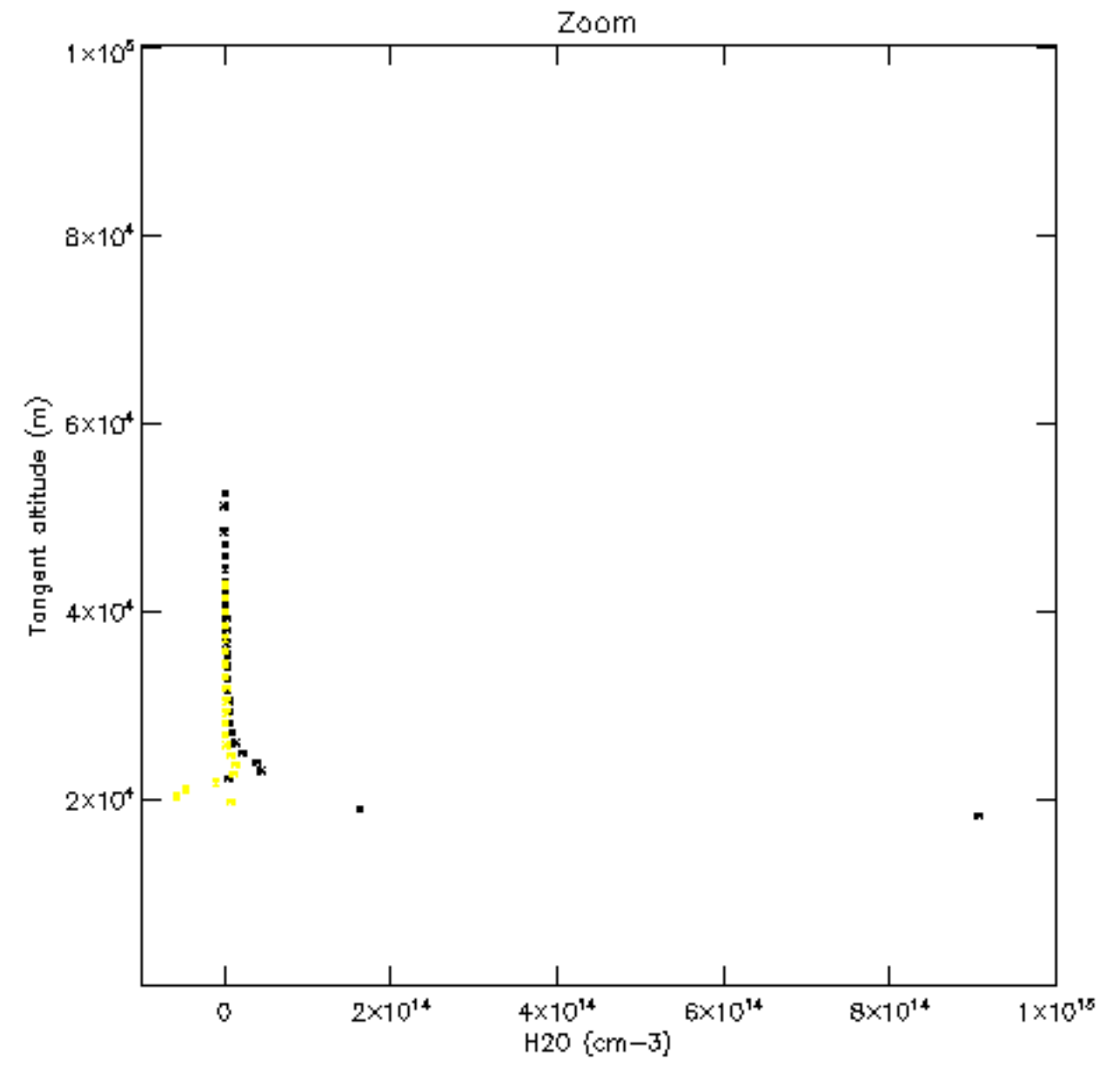
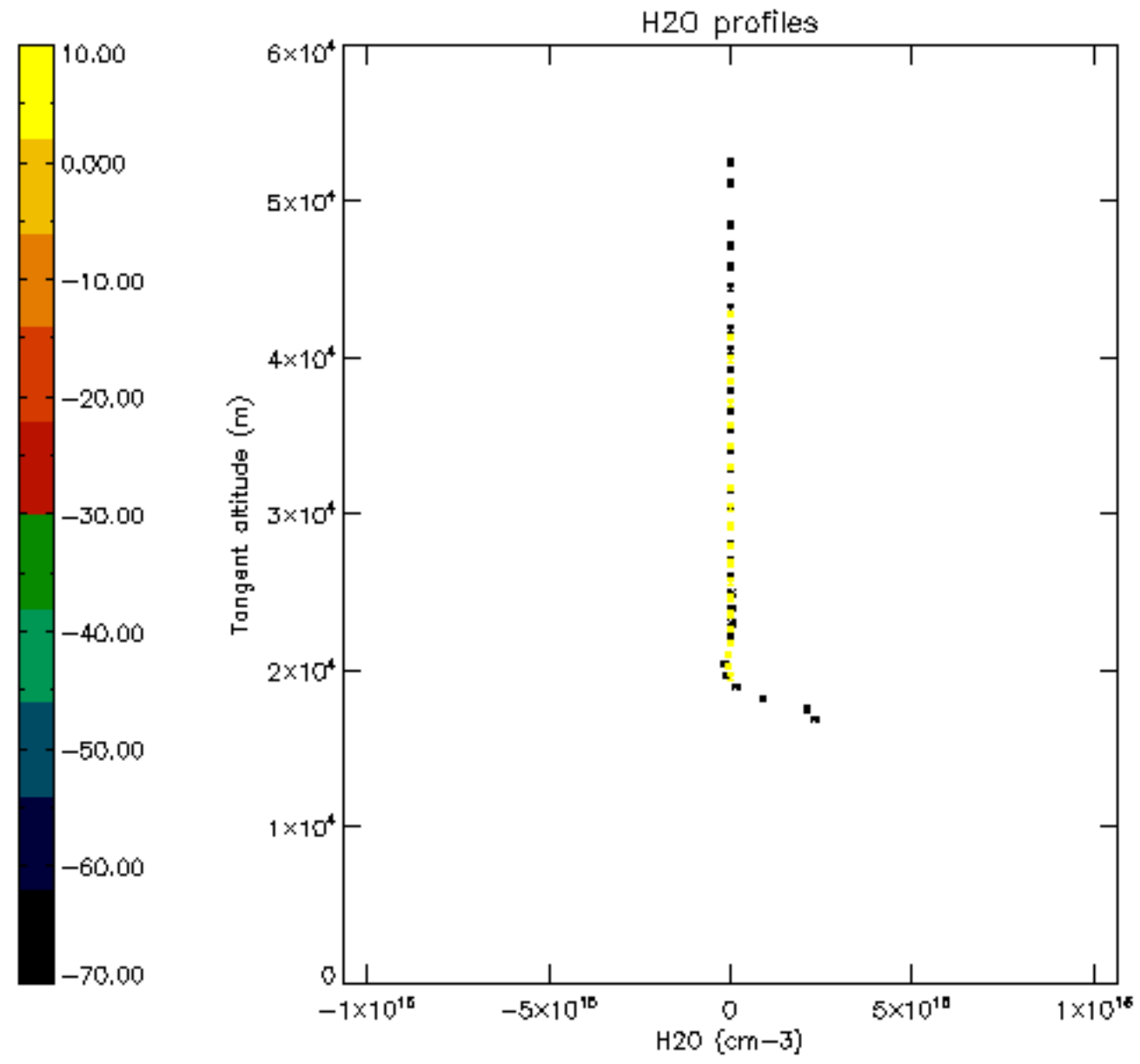


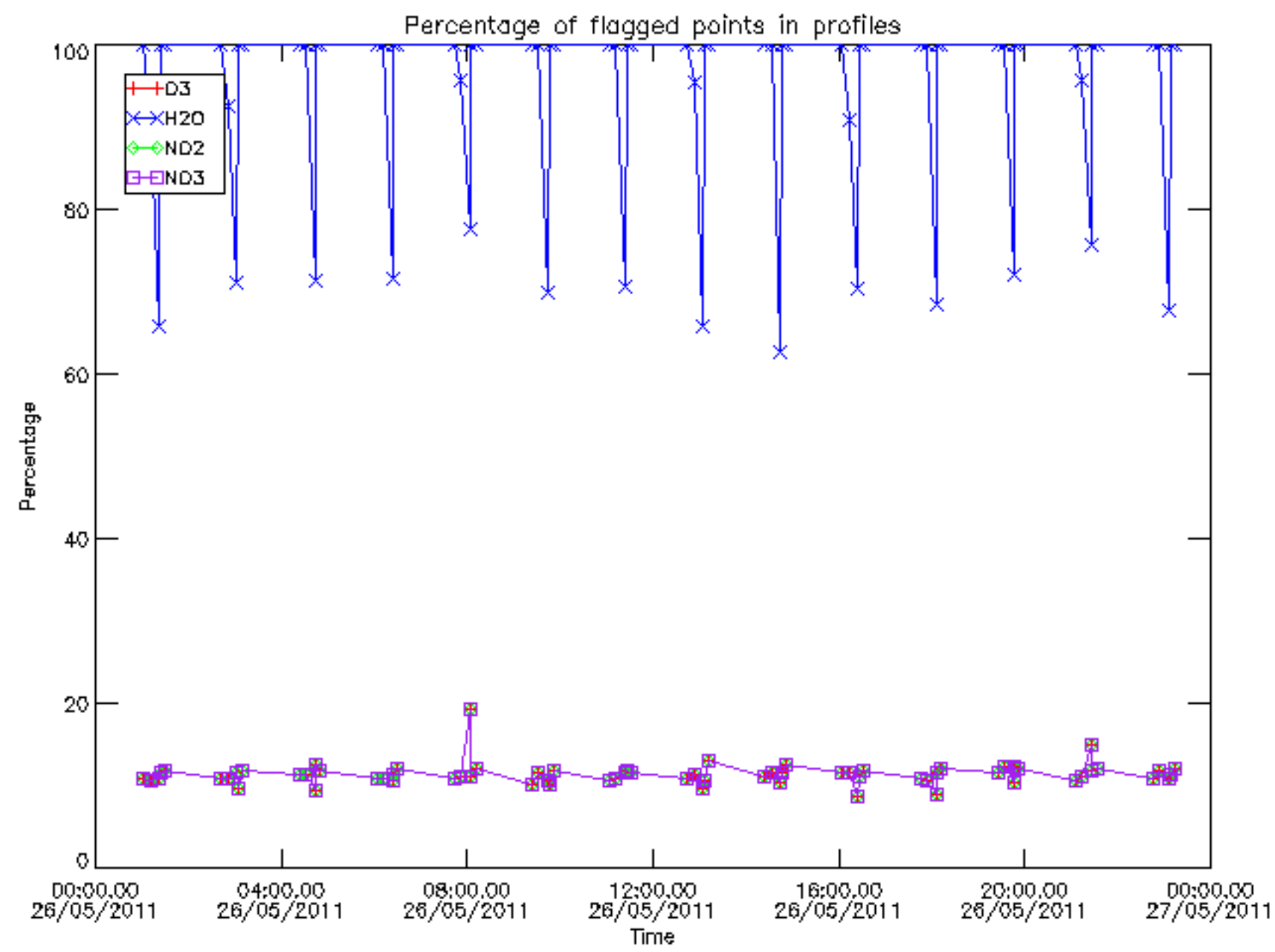




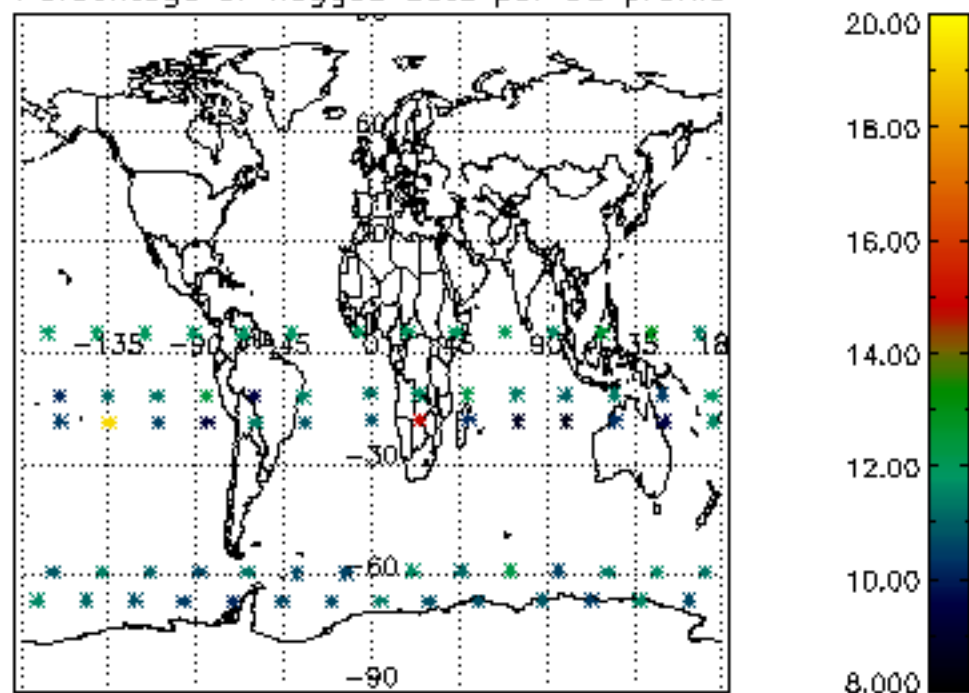




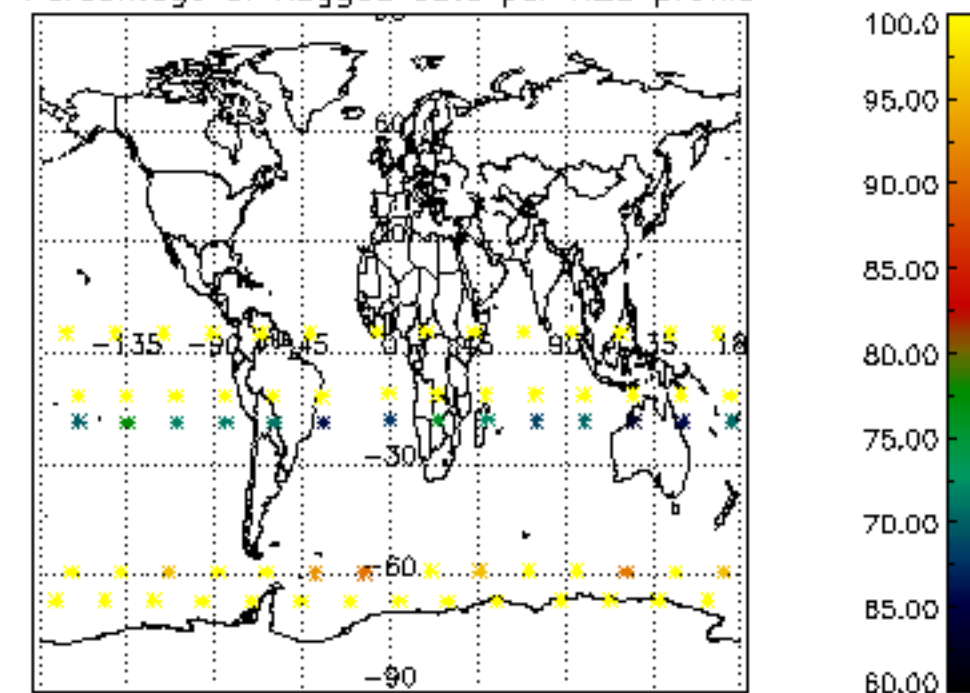




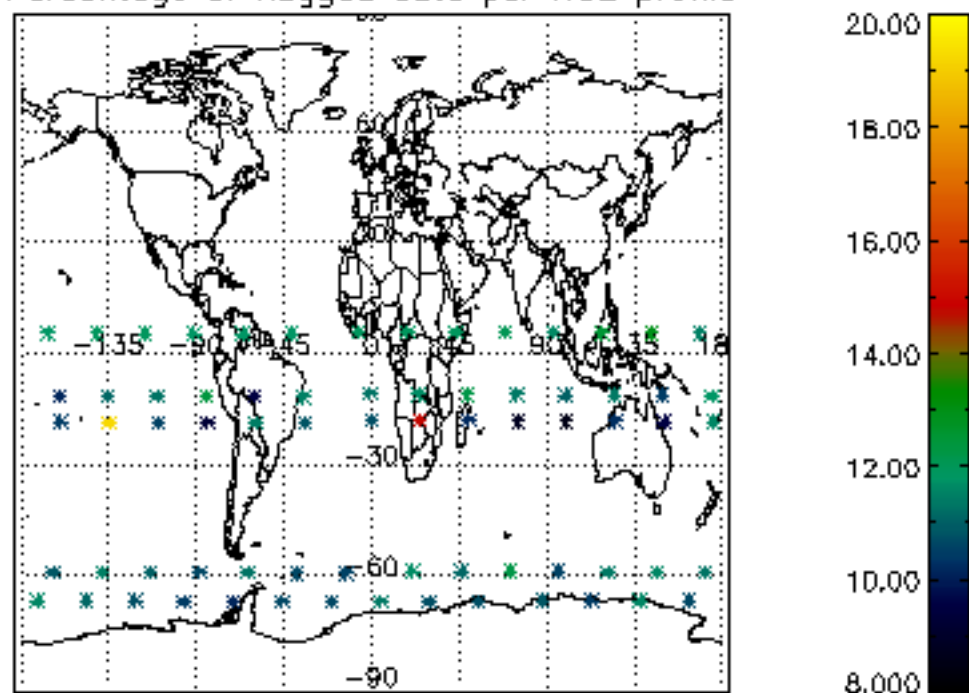
Percentage of flagged data per D3 profile



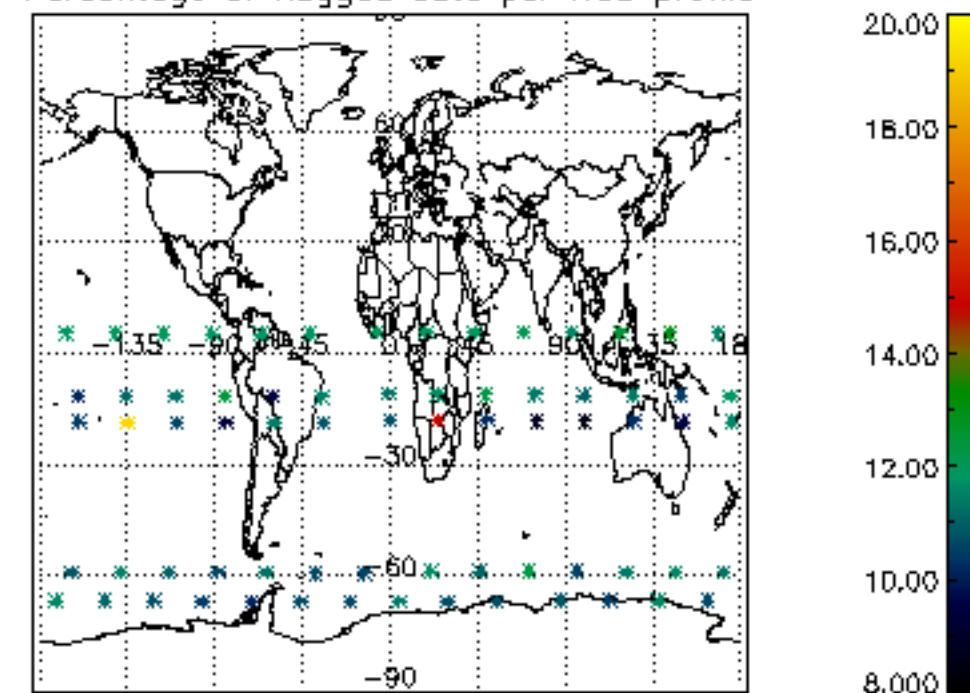
Percentage of flagged data per H2O profile

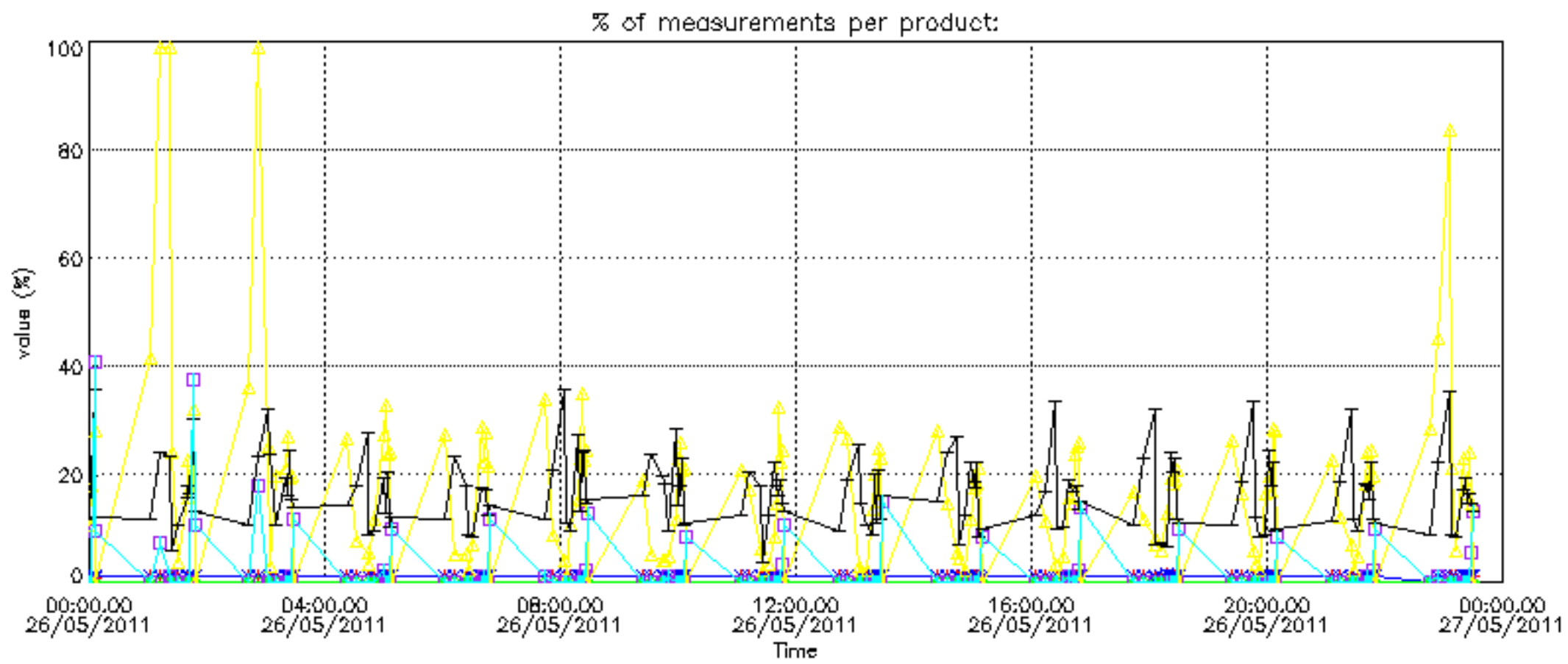


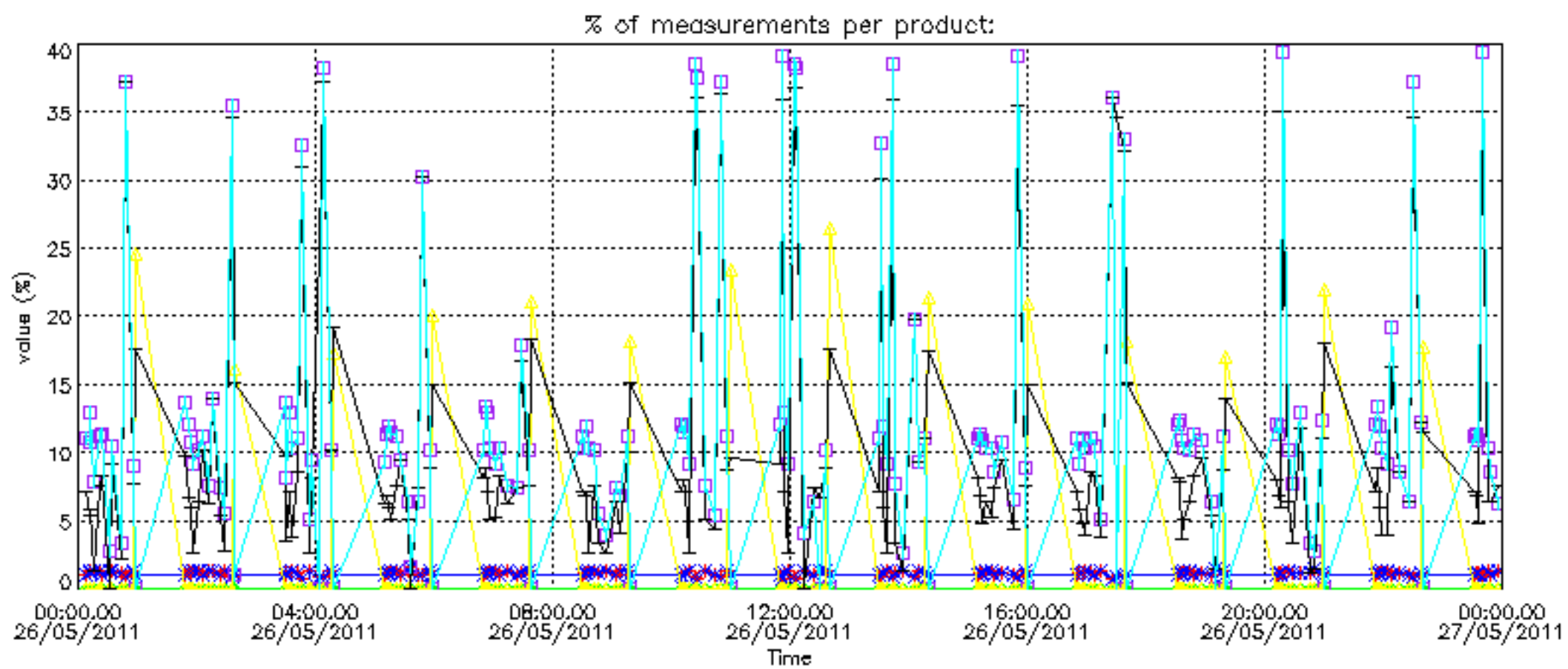
Percentage of flagged data per NO2 profile



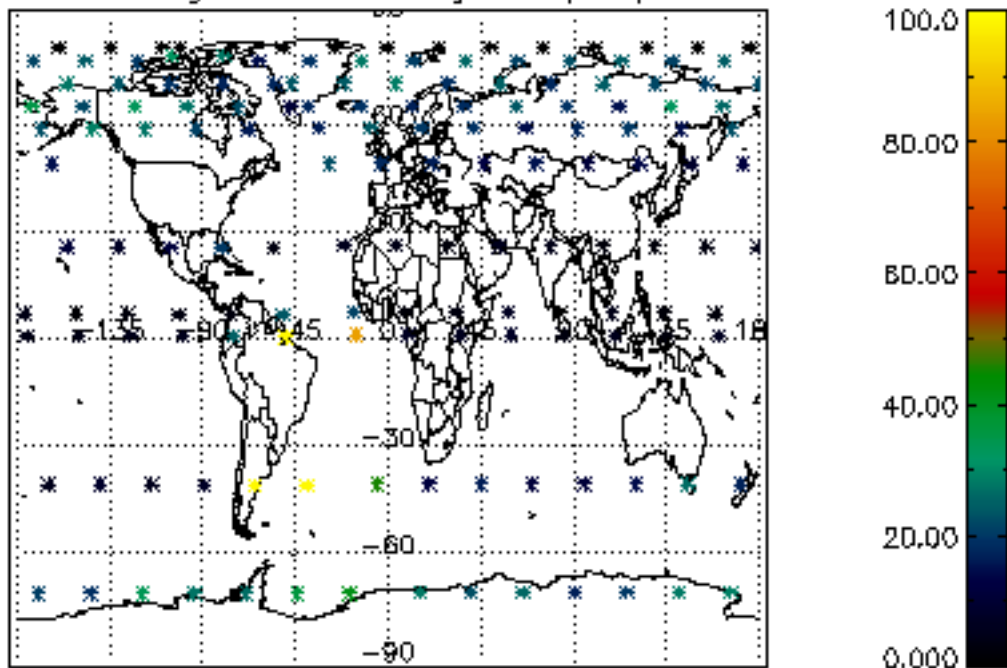
Percentage of flagged data per NO3 profile



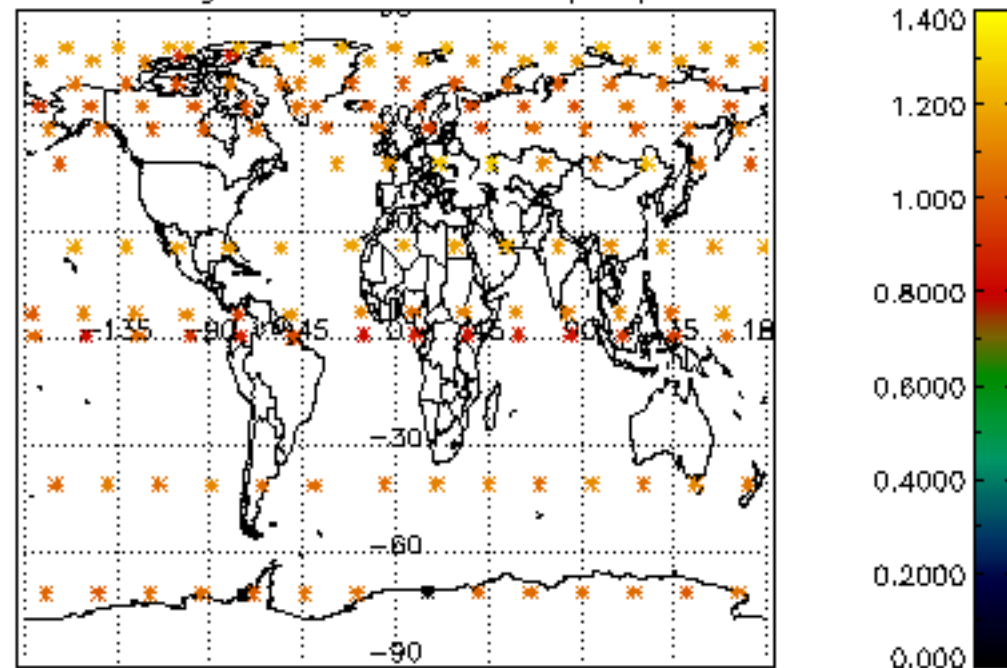




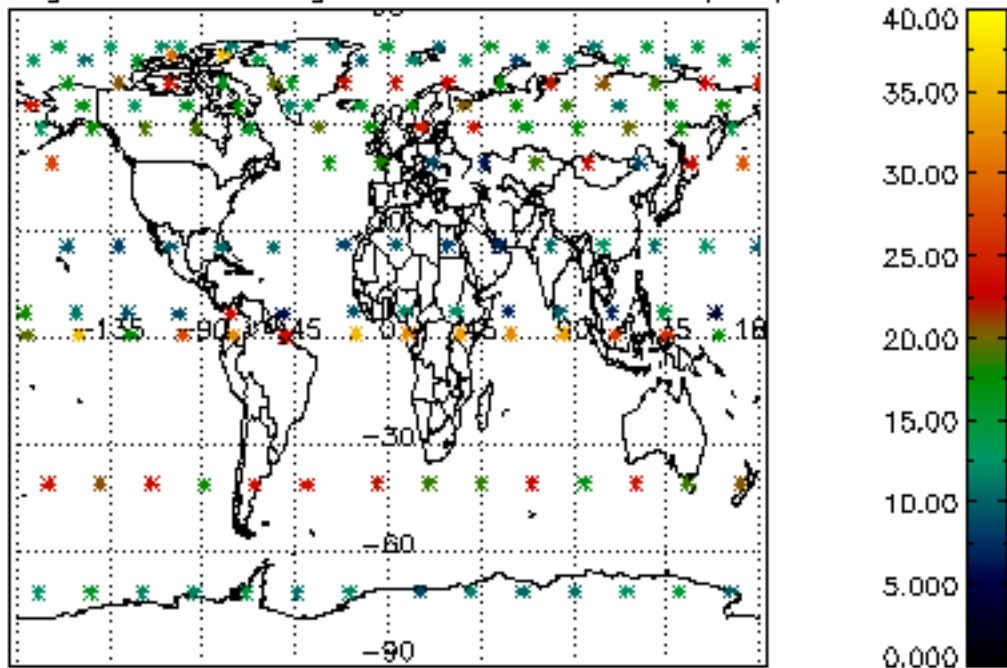
Percentage of cosmic ray hits per profile



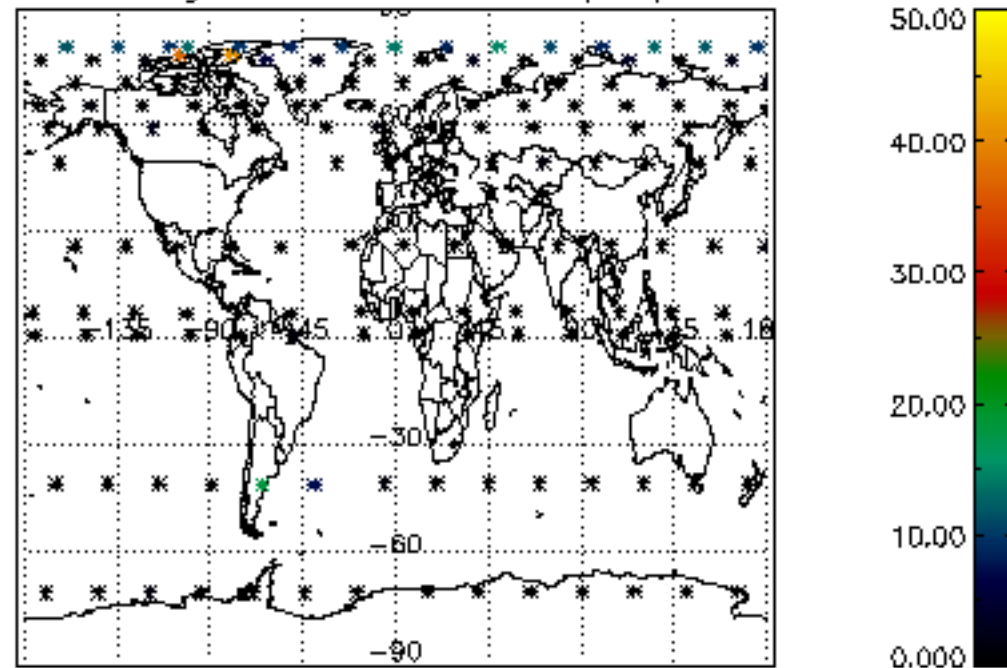
Percentage of datation errors per profile



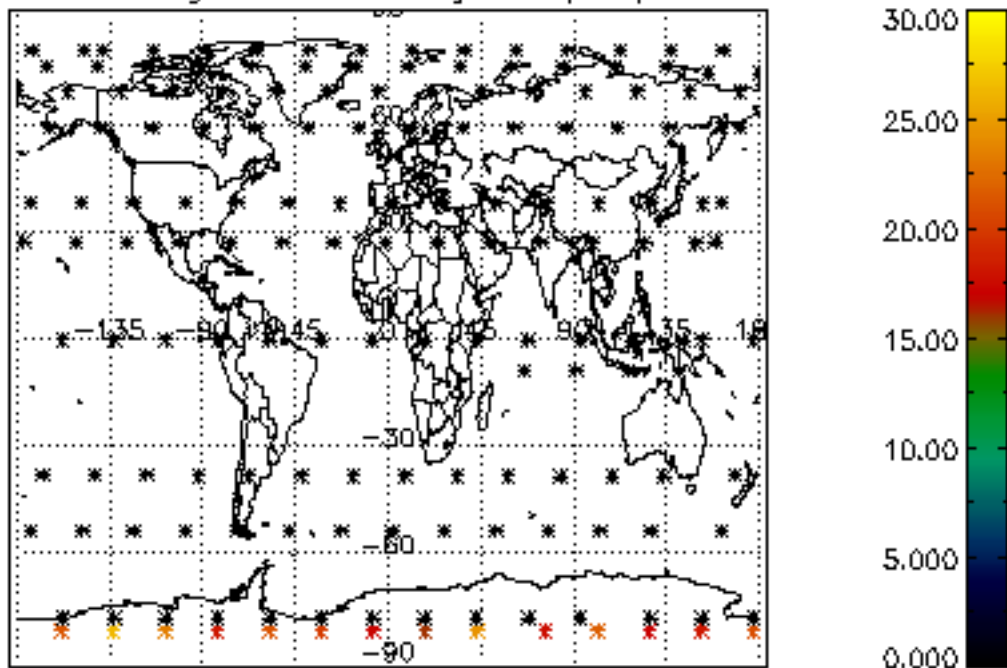
Percentage of star falling outside central band per profile



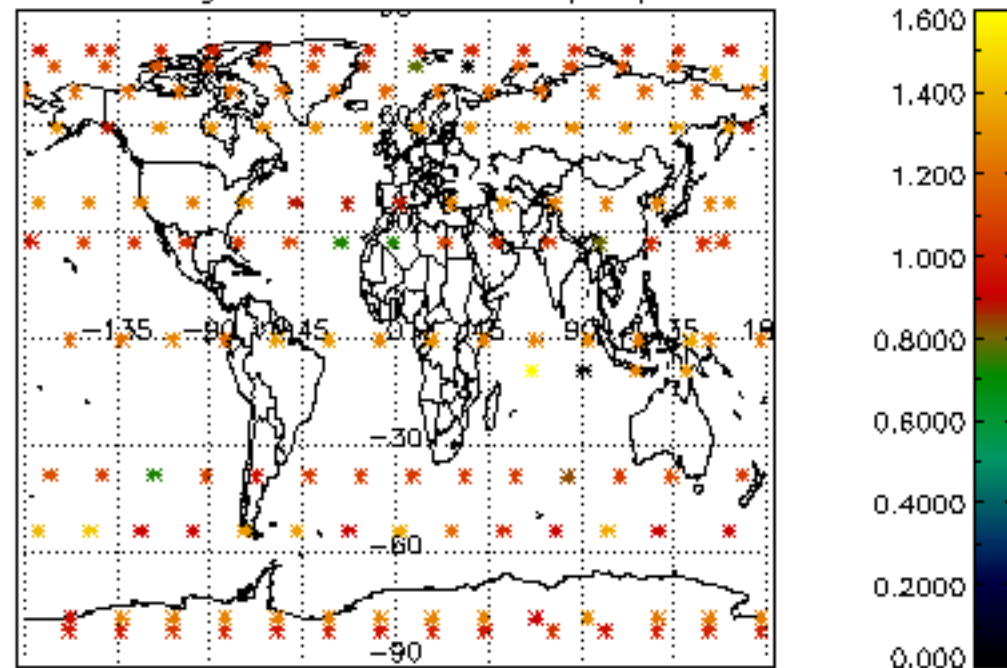
Percentage of saturation errors per profile



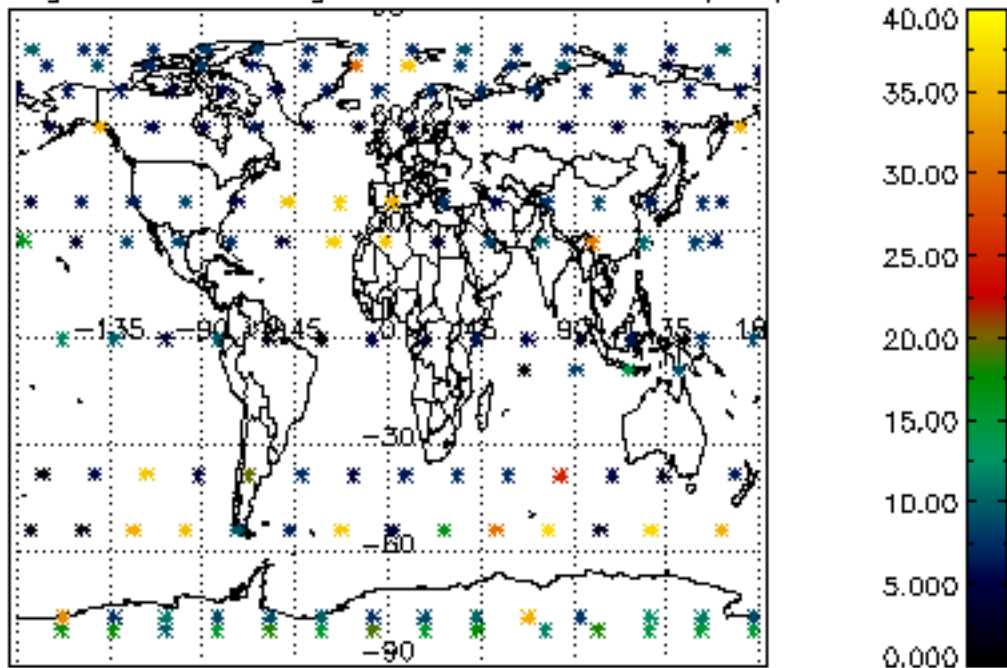
Percentage of cosmic ray hits per profile



Percentage of datation errors per profile



Percentage of star falling outside central band per profile



Percentage of saturation errors per profile

