

# GOMOS Level 2 Daily Report

## SUMMARY

### [1. General Info](#)

### [2. Summary of processed GOM\\_NL\\_2P products](#)

### [3. Level 2 Quality information per product](#)

#### [3.1 Plot of level 2 quality information per product \(time dependant\)](#)

#### [3.2 Plot of level 2 quality information per product \(world map\)](#)

### [4. Level 1 Quality information per product \(stored on level 2 products\)](#)

#### [4.1 Plot of level 1 quality information per product \(time dependant\)](#)

##### [4.1.1 Plot of level 1 quality information per product \(time dependant\): ASCENDING](#)

##### [4.1.2 Plot of level 1 quality information per product \(time dependant\): DESCENDING](#)

#### [4.2 Plot of level 1 quality information per product \(world map\)](#)

##### [4.2.1 Plot of level 1 quality information per product \(world map\): ASCENDING](#)

##### [4.2.2 Plot of level 1 quality information per product \(world map\): DESCENDING](#)

### [5. Ozone profiles based on quality statistics and other trace gas profiles](#)

#### [5.1 Ozone statistics based on quality of products](#)

#### [5.2 Plot ozone profiles for all STD \(dark without errors\)](#)

#### [5.3 Plot ozone profiles where STD < 20% \(dark without errors\)](#)

#### [5.4. Plot ozone profiles where STD < 10% \(dark without errors\)](#)

#### [5.5. Plot ozone profiles where STD < 5% \(dark without errors\)](#)

#### [5.6 Plot NO2 profiles for all STD \(dark without errors\)](#)

#### [5.7 Plot NO3 profiles for all STD \(dark without errors\)](#)

#### [5.8 Plot H2O profiles \(only for occultations of stars 1,2,3,4,13,14,16,26,63 dark without errors\) for all STD](#)

### [6. Auxiliary Data Files used for the production reported in section 2](#)

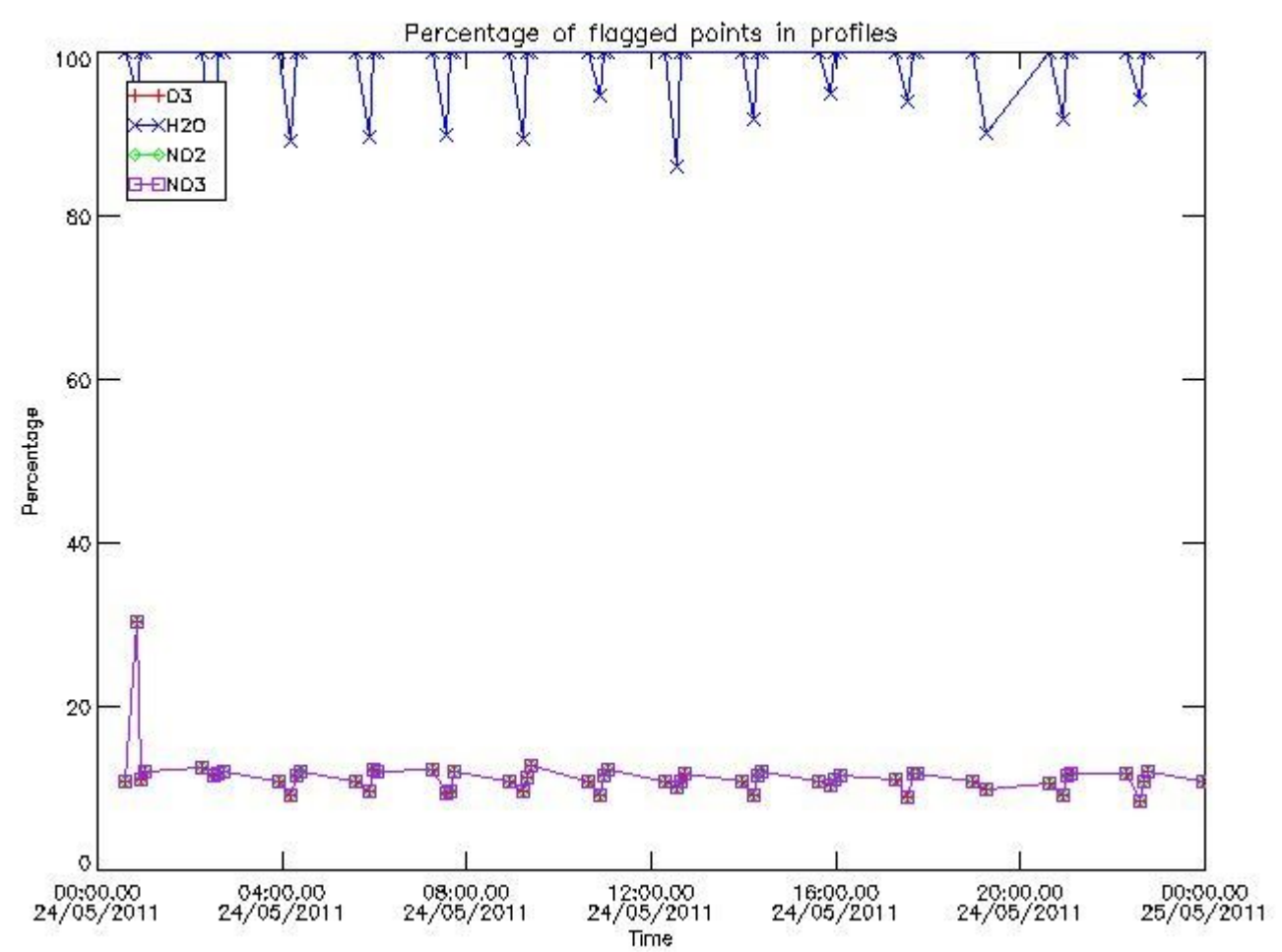






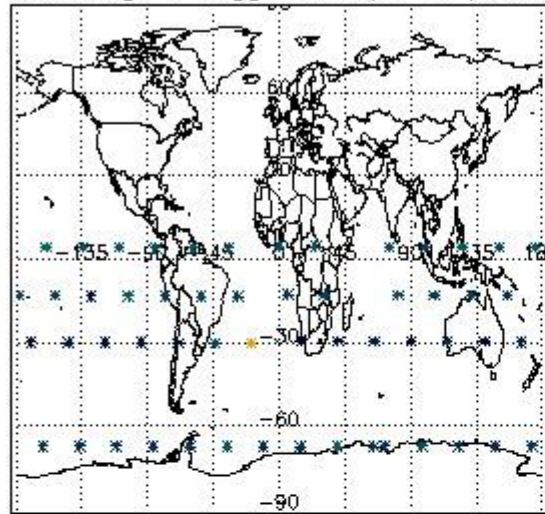




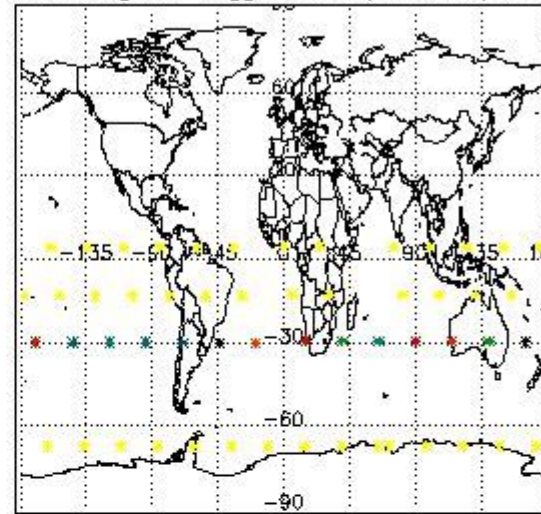


3.2 Plot quality information per product (world map)

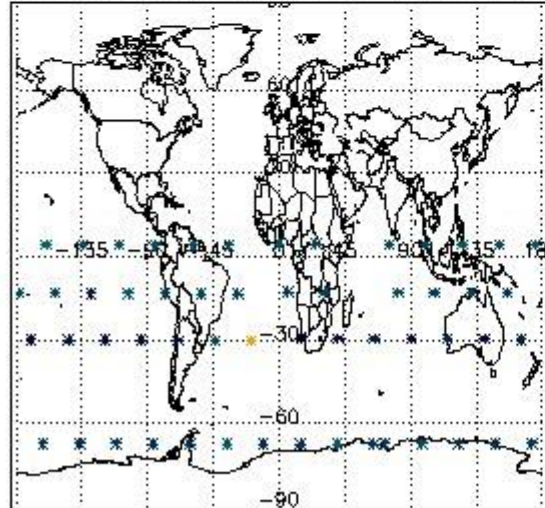
Percentage of flagged data per O3 profile



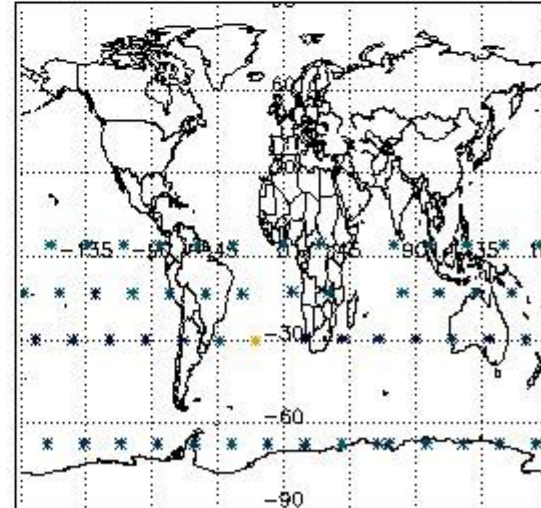
Percentage of flagged data per H2O profile



Percentage of flagged data per NO2 profile



Percentage of flagged data per NO3 profile



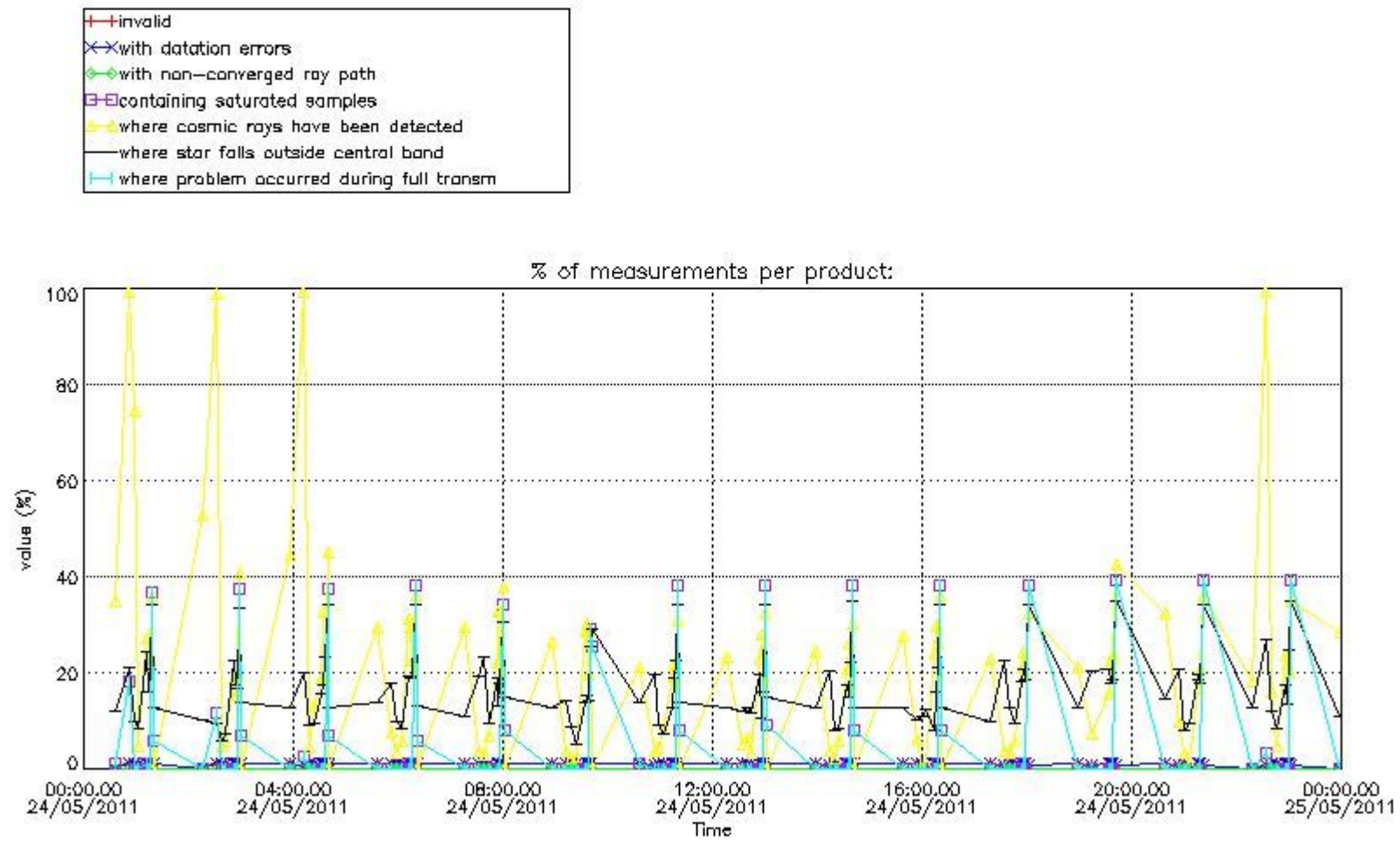
#### 4. Level 1 quality information per product

In this section it is plotted some information contained in the Quality Summary data set of the level 2 products that comes from the level 1b processing. Products without errors (error flag in the MPH set to "0") are used.

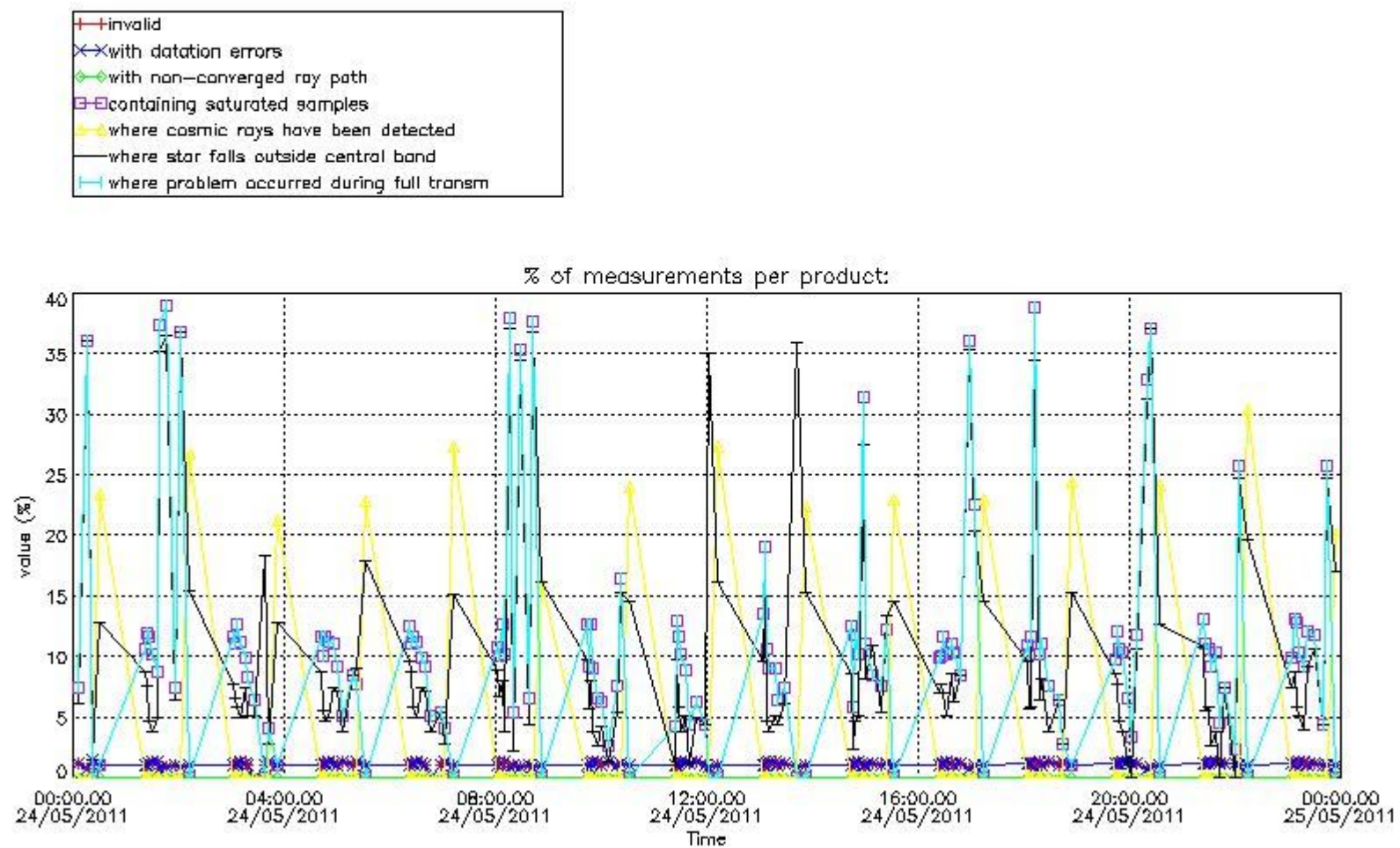
##### 4.1 Plot quality information per product (time dependant) coming from level 1b processing

###### 4.1.1 Plot level 1 quality information per product (time dependant): ENVISAT ASCENDING passes





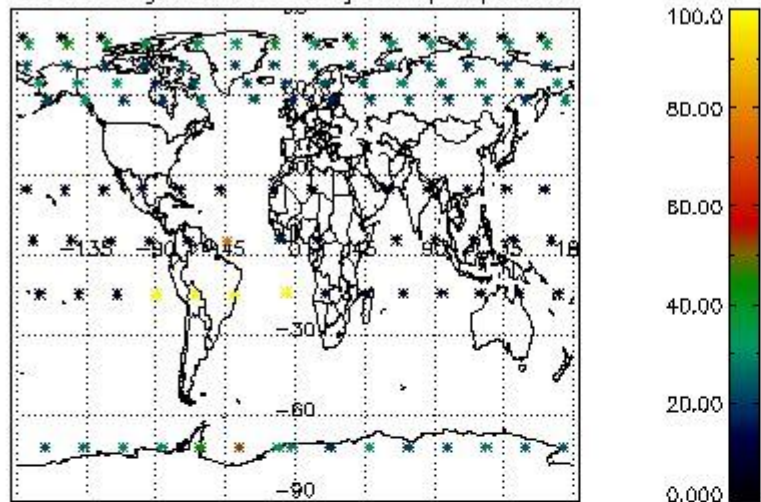
4.1.2 Plot level 1 quality information per product (time dependant): ENVI SAT DESCENDING passes



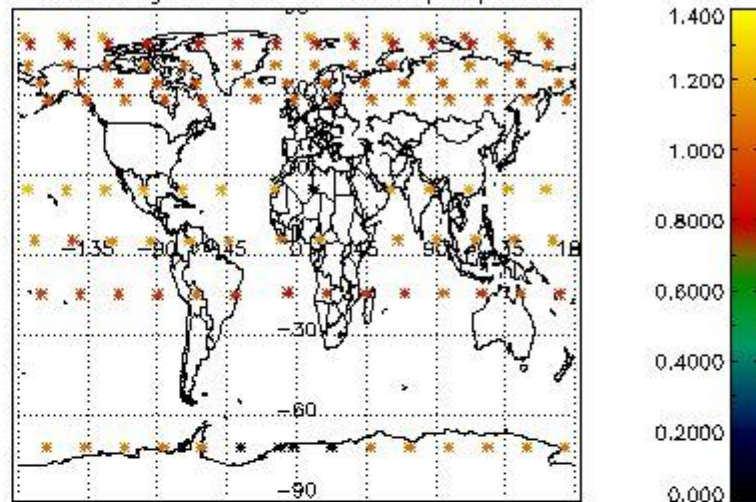
*4.2 Plot quality information per product coming from level 1b processing (world map)*

*4.2.1 Plot level 1 quality information per product (world map): ENVISAT ASCENDING passes*

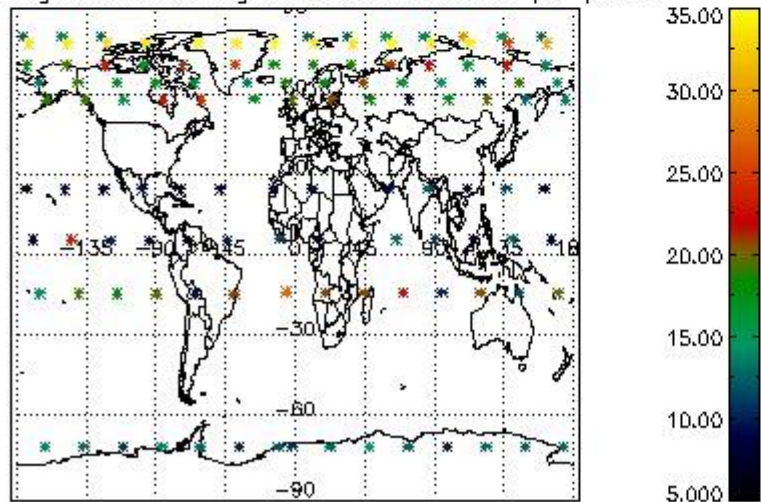
Percentage of cosmic ray hits per profile



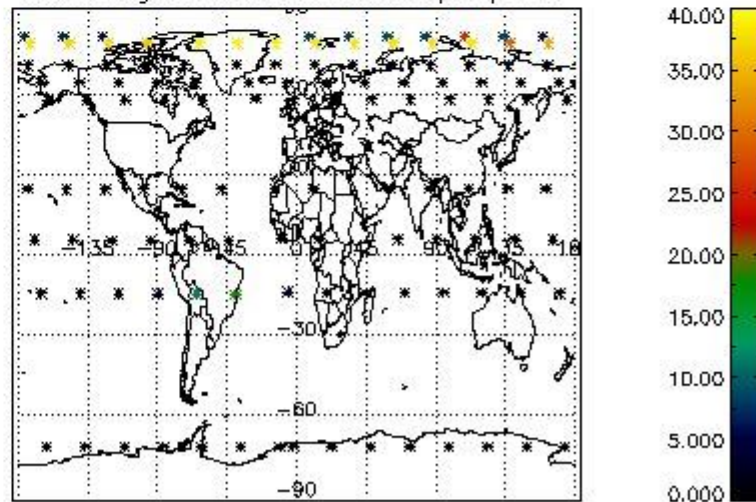
Percentage of datation errors per profile



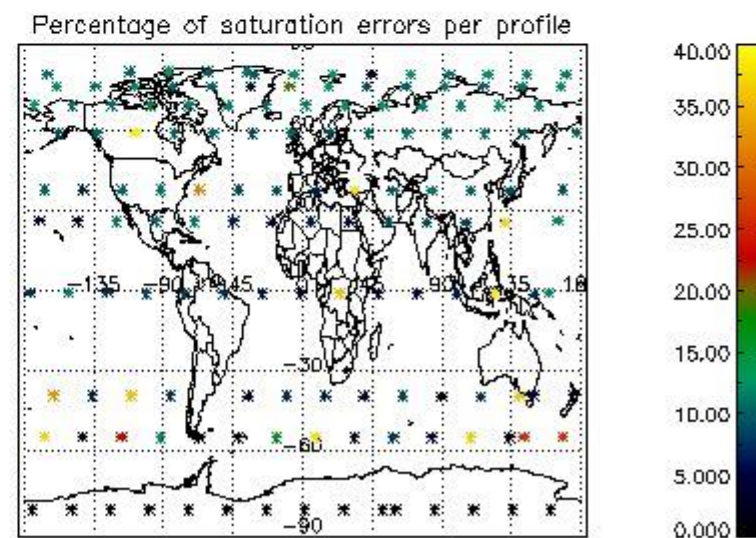
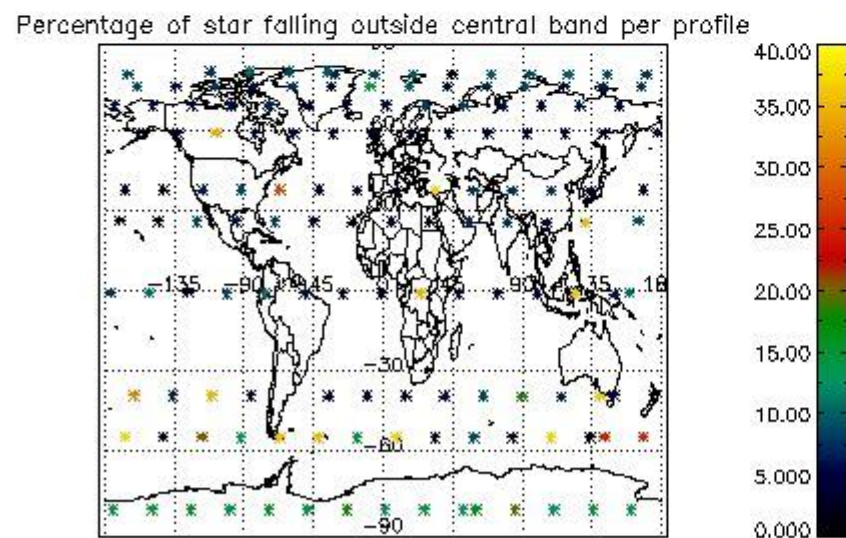
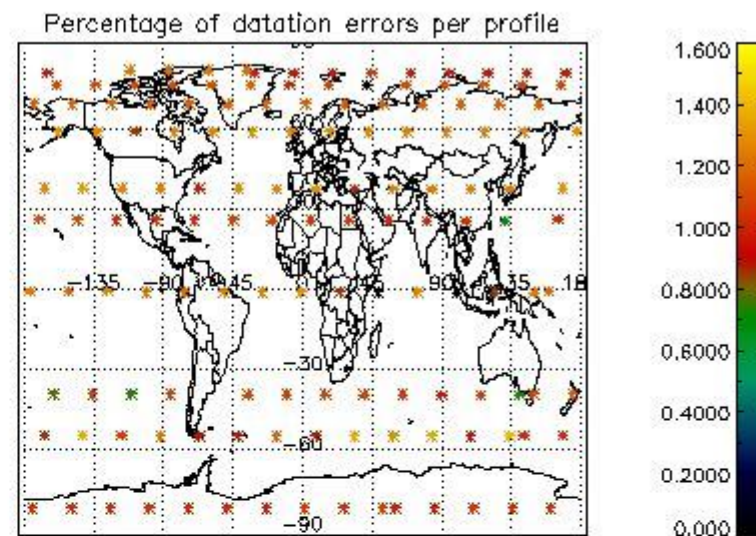
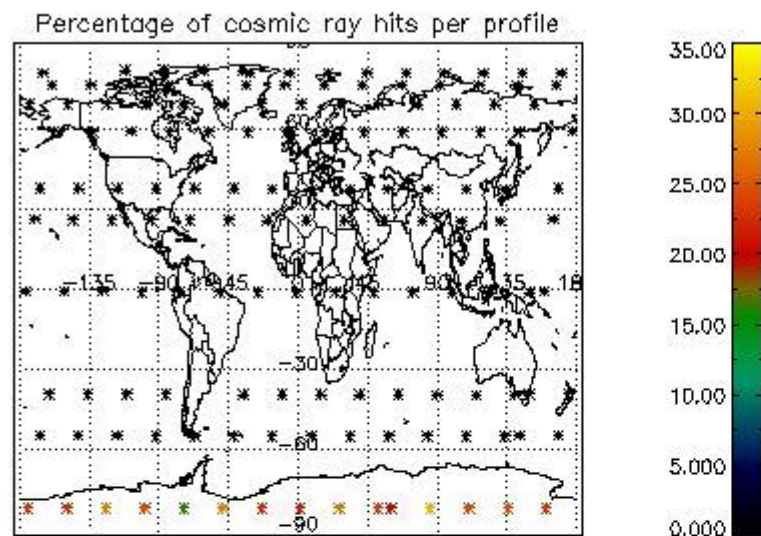
Percentage of star falling outside central band per profile



Percentage of saturation errors per profile



4.2.2 Plot level 1 quality information per product (world map): ENVISAT DESCENDING passes



## 5. Trace gas profiles

### 5.1 Ozone statistics based on quality of products

The final quality of the products can be "measured" using the STD (Standard Deviation) attached to every point profile. This information is written to the parameter GOM\_NL\_\_2P/NL\_LOCAL\_SPECIES\_DENSITY/o3\_std of the level 2 products. The table below shows the statistics for given STD ranges.

The statistics are given with respect to the overall valid production:

- Products without fatal errors: GOM\_NL\_\_2P/MPH/PRODUCT\_ERR=0
- Valid point profile: GOM\_NL\_\_2P/NL\_LOCAL\_SPECIES\_DENSITY/pcd(0)=0

The 'Criteria' is applied to valid points of dark limb products:

- Products in dark limb illumination condition: GOM\_NL\_\_2P/NL\_SUMMARY\_QUALITY/obs\_ill\_cond=0
- Products without fatal errors: GOM\_NL\_\_2P/MPH/PRODUCT\_ERR=0
- Valid point profile: GOM\_NL\_\_2P/NL\_LOCAL\_SPECIES\_DENSITY/pcd(0)=0

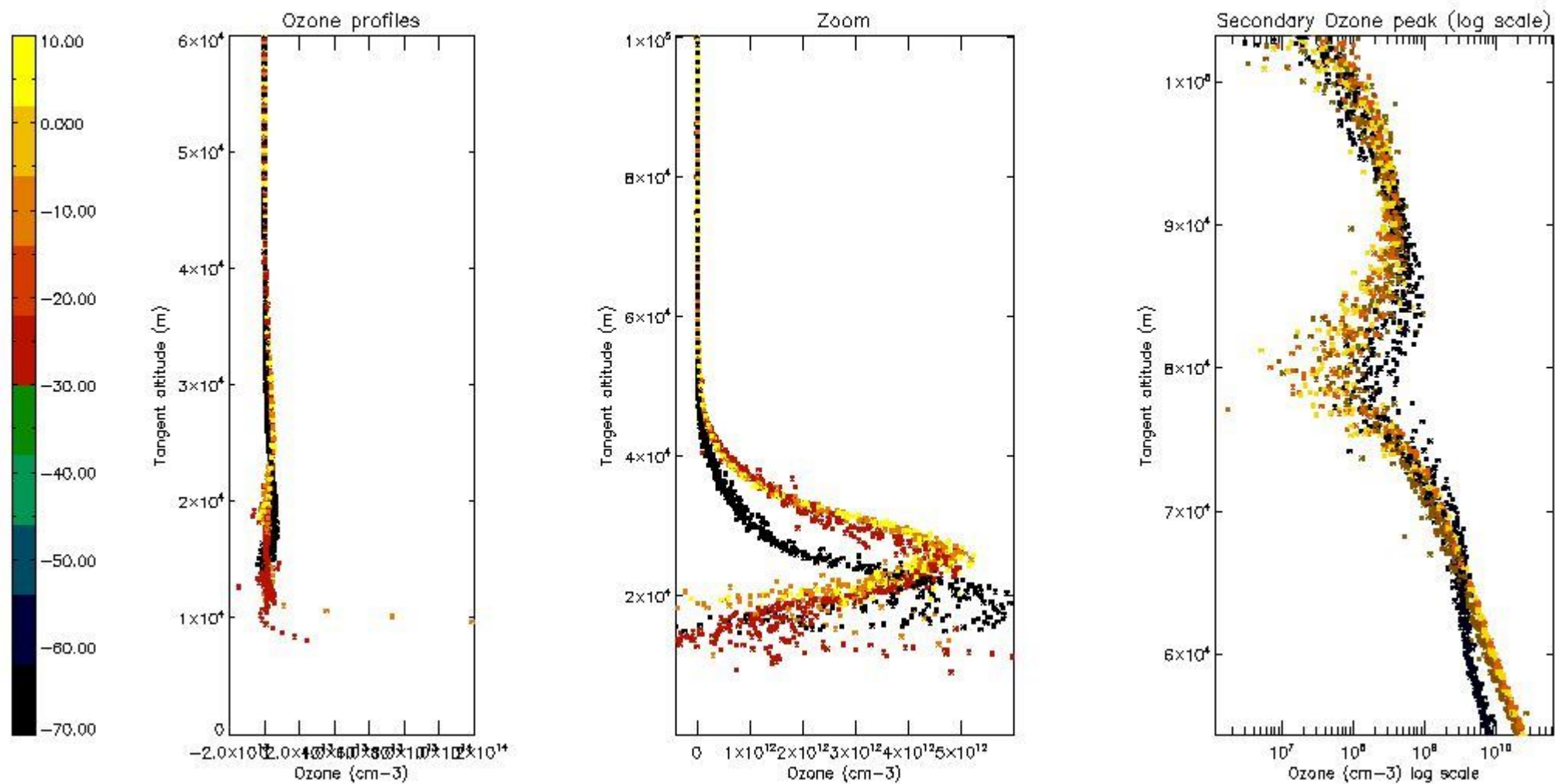
So, the table below shows the percentage of dark limb and valid observations for each criteria with respect to the overall valid daily observations.

Criteria	% of total production
All STD	21
STD < 20	14

STD < 10	11
STD < 5	9

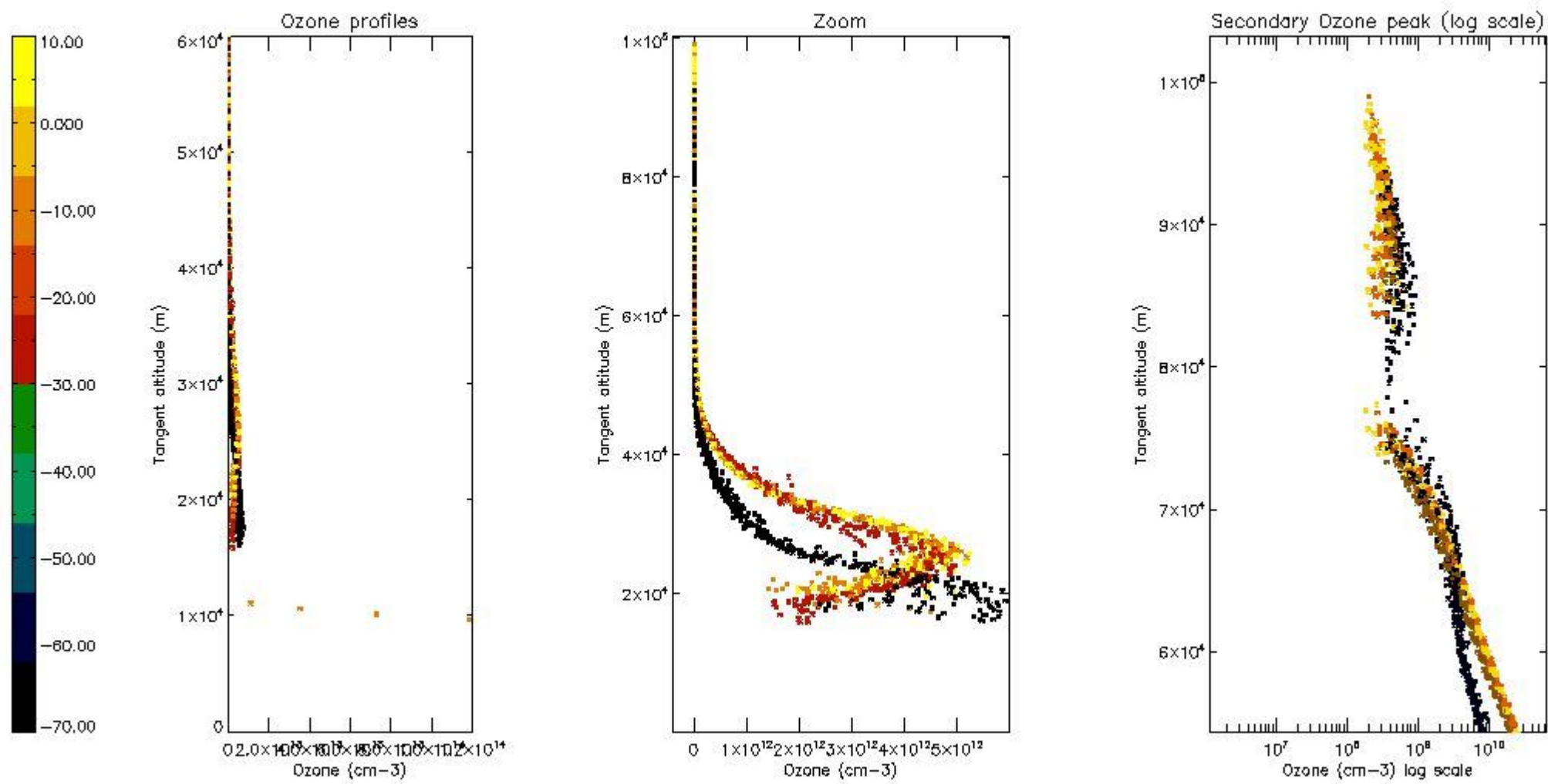
5.2 Plot ozone profiles for all STD (dark without errors)

The colorbar represents the latitude.



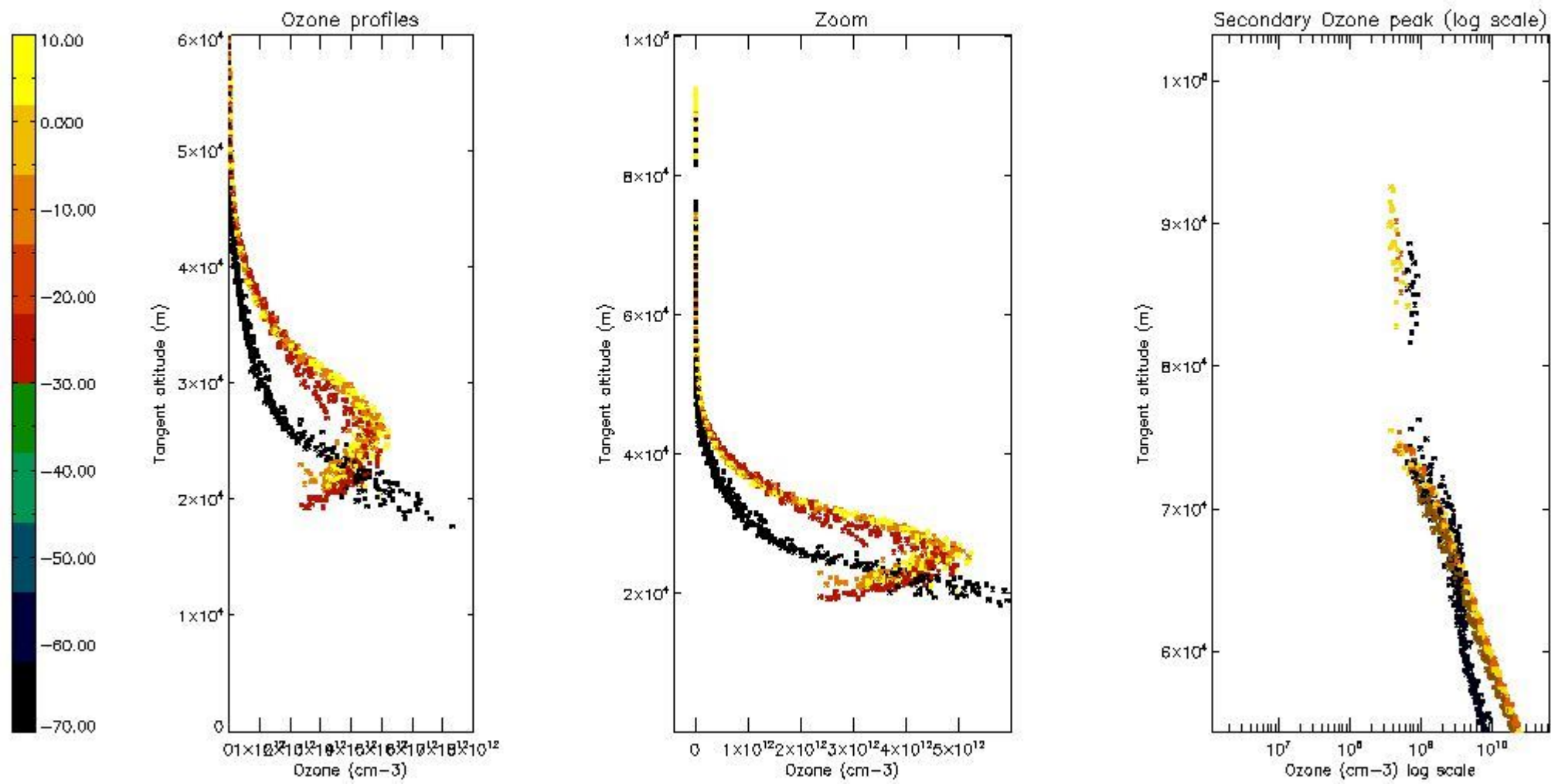
5.3 Plot ozone profiles where STD < 20% (dark without errors)

The colorbar represents the latitude.



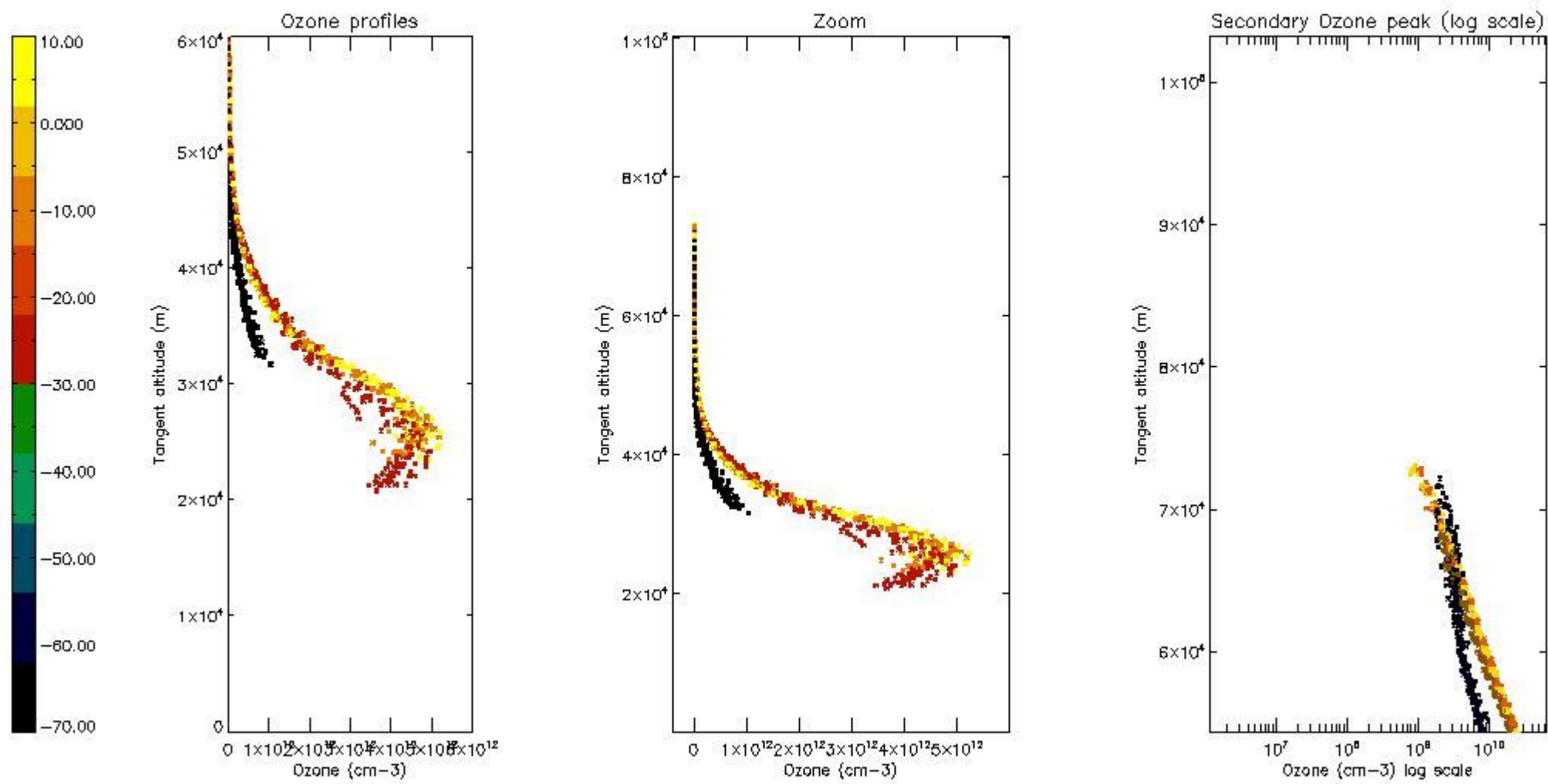
*5.4 Plot ozone profiles where STD < 10% (dark without errors)*

The colorbar represents the latitude.



*5.5 Plot ozone profiles where  $STD < 5\%$  (dark without errors)*

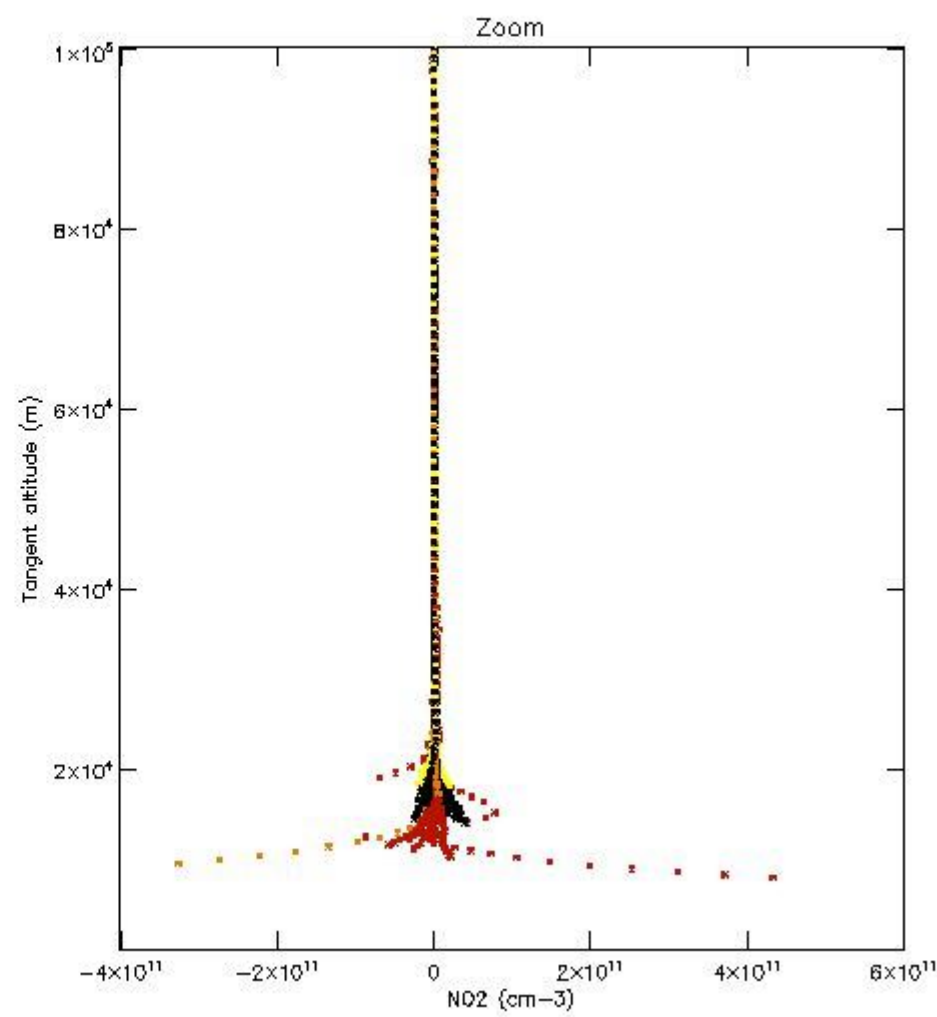
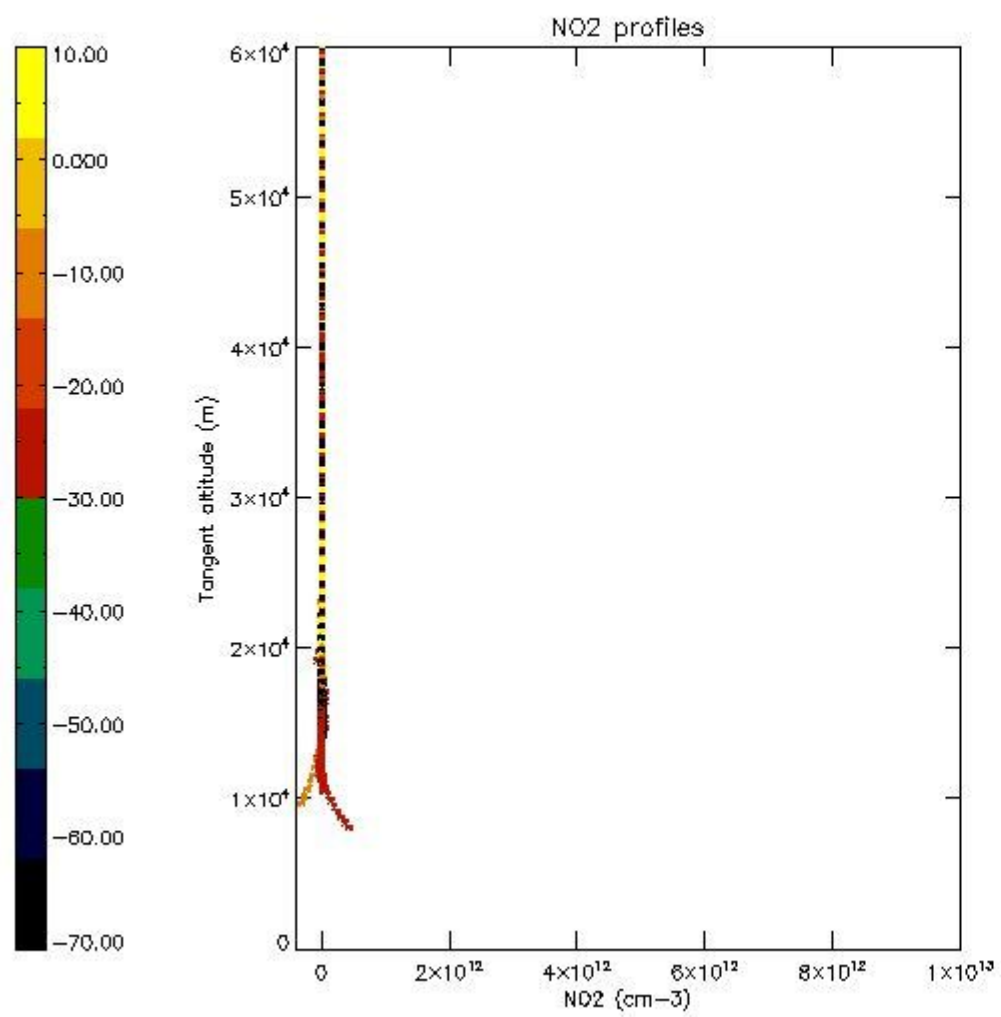
The colorbar represents the latitude.



*5.6 Plot NO<sub>2</sub> profiles for all STD (dark without errors)*

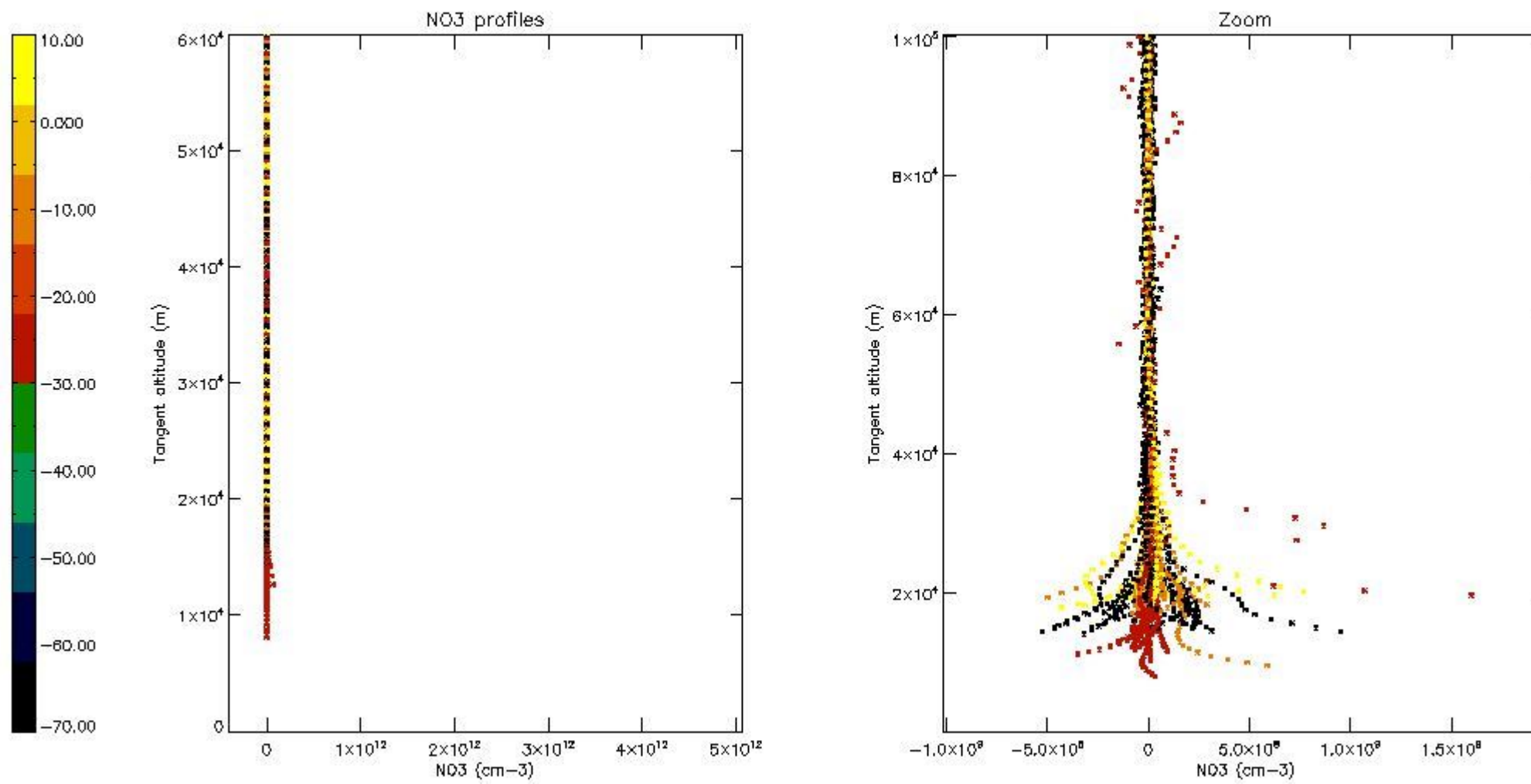
The colorbar represents the latitude.





*5.7 Plot NO3 profiles for all STD (dark without errors)*

The colorbar represents the latitude.



## 6. Auxiliary Data Files used for the production reported in section 2

The number reported in the third column indicates since which file (see list in section 2) the corresponding auxiliary file has been used. The fourth column is the date of those product files.

Type	Auxiliary Filename	Used since product	Used since product date
INST_PHYS_CHARACTERISTICS	GOM_INS_AXVIEC20091111_143220_20030716_120000_20500101_000000	1	24-MAY-2011 00:05:59
LEVEL-2_PROC_CONFIG	GOM_PR2_AXVIEC20091111_152718_20020301_000000_20500101_000000	1	24-MAY-2011 00:05:59
CROSS_SECTIONS_FILE	GOM_CRS_AXVIEC20091111_154832_20020301_000000_20500101_000000	1	24-MAY-2011 00:05:59

# GOMOS Level 2 Daily Report

## SUMMARY

### [1. General Info](#)

### [2. Summary of processed GOM\\_NL\\_2P products](#)

### [3. Level 2 Quality information per product](#)

#### [3.1 Plot of level 2 quality information per product \(time dependant\)](#)

#### [3.2 Plot of level 2 quality information per product \(world map\)](#)

### [4. Level 1 Quality information per product \(stored on level 2 products\)](#)

#### [4.1 Plot of level 1 quality information per product \(time dependant\)](#)

##### [4.1.1 Plot of level 1 quality information per product \(time dependant\): ASCENDING](#)

##### [4.1.2 Plot of level 1 quality information per product \(time dependant\): DESCENDING](#)

#### [4.2 Plot of level 1 quality information per product \(world map\)](#)

##### [4.2.1 Plot of level 1 quality information per product \(world map\): ASCENDING](#)

##### [4.2.2 Plot of level 1 quality information per product \(world map\): DESCENDING](#)

### [5. Ozone profiles based on quality statistics and other trace gas profiles](#)

#### [5.1 Ozone statistics based on quality of products](#)

#### [5.2 Plot ozone profiles for all STD \(dark without errors\)](#)

#### [5.3 Plot ozone profiles where STD < 20% \(dark without errors\)](#)

#### [5.4. Plot ozone profiles where STD < 10% \(dark without errors\)](#)

#### [5.5. Plot ozone profiles where STD < 5% \(dark without errors\)](#)

#### [5.6 Plot NO2 profiles for all STD \(dark without errors\)](#)

#### [5.7 Plot NO3 profiles for all STD \(dark without errors\)](#)

#### [5.8 Plot H2O profiles \(only for occultations of stars 1,2,3,4,13,14,16,26,63 dark without errors\) for all STD](#)

### [6. Auxiliary Data Files used for the production reported in section 2](#)

This report presents the daily analysis on parameters extracted from GOMOS level 2 data (GOM\_NL\_\_2P).  
It is intended to monitor some important parameters that will impact the quality of these products.  
A list of level 2 products (and content) that have arrived during the reporting day to the PCF is also given.

Item	Value
Time of report generation	24APR2013 13:59:37
Data source version	GOMOS/6.01
Start time of products	24-05-2011 (24MAY2011 00:00:00)
Stop time of products	25-05-2011 (25MAY2011 00:00:00)
Store outputs in DB	Yes
Nb of level 2 prods	264
Nb of prods with errors	0

## 2. Summary of processed GOM\_NL\_\_2P products.

Nr	Filename	UTC Start time	Limb	Duration	Star Id	Star Name	Star Mag	Star Temp	Nb Meas	Orbit	Prod. error
1	GOM_NL__2PRFIN20110524_000559_000000413102_00404_48263_2785.N1	24-MAY-2011 00:05:59	Bright	40.500	119	14Eta Dra	2.7270	4700.0	81	48263	No
2	GOM_NL__2PRFIN20110524_001644_000000683102_00404_48263_2786.N1	24-MAY-2011 00:16:44	Bright	68.000	89	5Alp Cep	2.4510	8000.0	136	48263	No
3	GOM_NL__2PRFIN20110524_002106_000000363102_00404_48263_2787.N1	24-MAY-2011 00:21:06	Bright	35.500	74	11Bet Cas	2.2680	6600.0	71	48263	No
4	GOM_NL__2PRFIN20110524_003049_000000473102_00404_48263_2788.N1	24-MAY-2011 00:30:49	Twilight	47.000	58	21Alp And	2.0730	11000.	94	48263	No
5	GOM_NL__2PRFIN20110524_003518_000000463102_00404_48263_2789.N1	24-MAY-2011 00:35:18	Dark	46.000	140	88Gam Peg	2.8340	26000.	92	48263	No
6	GOM_NL__2PRFIN20110524_005142_000000553102_00404_48263_2790.N1	24-MAY-2011 00:51:42	Dark	55.000	18	24Alp PsA	1.1660	9700.0	110	48263	No
7	GOM_NL__2PRFIN20110524_005718_000000463102_00405_48264_2796.N1	24-MAY-2011 00:57:18	Dark	45.500	31	Alp Gru	1.7340	15200.	91	48264	No
8	GOM_NL__2PRFIN20110524_010238_000000433102_00405_48264_2797.N1	24-MAY-2011 01:02:38	Dark	42.500	45	Alp Pav	1.9400	26000.	85	48264	No
9	GOM_NL__2PRFIN20110524_011206_000000543102_00405_48264_2798.N1	24-MAY-2011 01:12:06	Straylight	53.500	40	The Sco	1.8590	7100.0	107	48264	No
10	GOM_NL__2PRFIN20110524_011356_000000513102_00405_48264_2799.N1	24-MAY-2011 01:13:56	Straylight	50.500	25	35Lam Sco	1.6200	28000.	101	48264	No
11	GOM_NL__2PRFIN20110524_011555_000000513102_00405_48264_2800.N1	24-MAY-2011 01:15:55	Twilight	50.500	75	26Eps Sco	2.2910	4250.0	101	48264	No
12	GOM_NL__2PRFIN20110524_011845_000000603102_00405_48264_2801.N1	24-MAY-2011 01:18:45	Bright	60.000	16	21Alp Sco	1.0200	3000.0	120	48264	No
13	GOM_NL__2PRFIN20110524_012018_000000433102_00405_48264_2802.N1	24-MAY-2011 01:20:18	Bright	43.000	80	7Del Sco	2.3160	30000.	86	48264	No
14	GOM_NL__2PRFIN20110524_012159_000000523102_00405_48264_2803.N1	24-MAY-2011 01:21:59	Bright	51.500	86	35Eta Oph	2.4300	10200.	103	48264	No
15	GOM_NL__2PRFIN20110524_012359_000000463102_00405_48264_2804.N1	24-MAY-2011 01:23:59	Bright	46.000	98	13Zet Oph	2.5710	30000.	92	48264	No
16	GOM_NL__2PRFIN20110524_012616_000000433102_00405_48264_2805.N1	24-MAY-2011 01:26:16	Bright	43.000	120	1Del Oph	2.7340	3200.0	86	48264	No
17	GOM_NL__2PRFIN20110524_012919_000000403102_00405_48264_2806.N1	24-MAY-2011 01:29:19	Bright	39.500	102	24Alp Ser	2.6000	4250.0	79	48264	No
18	GOM_NL__2PRFIN20110524_013524_000000403102_00405_48264_2807.N1	24-MAY-2011 01:35:24	Bright	40.000	67	5Alp CrB	2.2210	11000.	80	48264	No
19	GOM_NL__2PRFIN20110524_013845_000000713102_00405_48264_2808.N1	24-MAY-2011 01:38:45	Bright	71.000	133	40Zet Her	2.8070	6000.0	142	48264	No
20	GOM_NL__2PRFIN20110524_014612_000000593102_00405_48264_2809.N1	24-MAY-2011 01:46:12	Bright	59.000	119	14Eta Dra	2.7270	4700.0	118	48264	No
21	GOM_NL__2PRFIN20110524_015657_000000473102_00405_48264_2810.N1	24-MAY-2011 01:56:57	Bright	47.000	89	5Alp Cep	2.4510	8000.0	94	48264	No
22	GOM_NL__2PRFIN20110524_020120_000000573102_00405_48264_2811.N1	24-MAY-2011 02:01:20	Bright	57.000	74	11Bet Cas	2.2680	6600.0	114	48264	No
23	GOM_NL__2PRFIN20110524_021103_000000493102_00405_48264_2812.N1	24-MAY-2011 02:11:03	Twilight	48.500	58	21Alp And	2.0730	11000.	97	48264	No
24	GOM_NL__2PRFIN20110524_021532_000000453102_00405_48264_2813.N1	24-MAY-2011 02:15:32	Dark	44.500	140	88Gam Peg	2.8340	26000.	89	48264	No
25	GOM_NL__2PRFIN20110524_023157_000000483102_00405_48264_2814.N1	24-MAY-2011 02:31:57	Dark	48.000	18	24Alp PsA	1.1660	9700.0	96	48264	No
26	GOM_NL__2PRFIN20110524_023733_000000443102_00406_48265_2814.N1	24-MAY-2011 02:37:33	Dark	43.500	31	Alp Gru	1.7340	15200.	87	48265	No
27	GOM_NL__2PRFIN20110524_024252_000000423102_00406_48265_2815.N1	24-MAY-2011 02:42:52	Dark	42.000	45	Alp Pav	1.9400	26000.	84	48265	No
28	GOM_NL__2PRFIN20110524_025220_000000533102_00406_48265_2816.N1	24-MAY-2011 02:52:20	Straylight	53.000	40	The Sco	1.8590	7100.0	106	48265	No
29	GOM_NL__2PRFIN20110524_025410_000000523102_00406_48265_2817.N1	24-MAY-2011 02:54:10	Straylight	52.000	25	35Lam Sco	1.6200	28000.	104	48265	No
30	GOM_NL__2PRFIN20110524_025610_000000483102_00406_48265_2818.N1	24-MAY-2011 02:56:10	Twilight	48.000	75	26Eps Sco	2.2910	4250.0	96	48265	No
31	GOM_NL__2PRFIN20110524_025859_000000603102_00406_48265_2819.N1	24-MAY-2011 02:58:59	Bright	60.000	16	21Alp Sco	1.0200	3000.0	120	48265	No
32	GOM_NL__2PRFIN20110524_030032_000000443102_00406_48265_2820.N1	24-MAY-2011 03:00:32	Bright	43.500	80	7Del Sco	2.3160	30000.	87	48265	No
33	GOM_NL__2PRFIN20110524_030213_000000523102_00406_48265_2821.N1	24-MAY-2011 03:02:13	Bright	51.500	86	35Eta Oph	2.4300	10200.	103	48265	No
34	GOM_NL__2PRFIN20110524_030413_000000463102_00406_48265_2822.N1	24-MAY-2011 03:04:13	Bright	45.500	98	13Zet Oph	2.5710	30000.	91	48265	No
35	GOM_NL__2PRFIN20110524_030630_000000443102_00406_48265_2823.N1	24-MAY-2011 03:06:30	Bright	43.500	120	1Del Oph	2.7340	3200.0	87	48265	No
36	GOM_NL__2PRFIN20110524_030933_000000403102_00406_48265_2824.N1	24-MAY-2011 03:09:33	Bright	40.000	102	24Alp Ser	2.6000	4250.0	80	48265	No
37	GOM_NL__2PRFIN20110524_031538_000000413102_00406_48265_2825.N1	24-MAY-2011 03:15:38	Bright	40.500	67	5Alp CrB	2.2210	11000.	81	48265	No
38	GOM_NL__2PRFIN20110524_031859_000000493102_00406_48265_2826.N1	24-MAY-2011 03:18:59	Bright	48.500	133	40Zet Her	2.8070	6000.0	97	48265	No
39	GOM_NL__2PRFIN20110524_032626_000000393102_00406_48265_2827.N1	24-MAY-2011 03:26:26	Bright	39.000	119	14Eta Dra	2.7270	4700.0	78	48265	No
40	GOM_NL__2PRFIN20110524_033710_000000523102_00406_48265_2828.N1	24-MAY-2011 03:37:10	Bright	52.000	89	5Alp Cep	2.4510	8000.0	104	48265	No
41	GOM_NL__2PRFIN20110524_034133_000000373102_00406_48265_2829.N1	24-MAY-2011 03:41:33	Bright	37.000	74	11Bet Cas	2.2680	6600.0	74	48265	No
42	GOM_NL__2PRFIN20110524_035117_000000473102_00406_48265_2830.N1	24-MAY-2011 03:51:17	Twilight	47.000	58	21Alp And	2.0730	11000.	94	48265	No

43	GOM_NL__2PRFIN20110524_035546_000000483102_00406_48265_2831.N1	24-MAY-2011 03:55:46	Dark	47.500	140	88Gam Peg	2.8340	26000.	95	48265	No
44	GOM_NL__2PRFIN20110524_041212_000000563102_00406_48265_2832.N1	24-MAY-2011 04:12:12	Dark	55.500	18	24Alp PsA	1.1660	9700.0	111	48265	No
45	GOM_NL__2PRFIN20110524_041748_000000453102_00407_48266_2845.N1	24-MAY-2011 04:17:48	Dark	44.500	31	Alp Gru	1.7340	15200.	89	48266	No
46	GOM_NL__2PRFIN20110524_042307_000000433102_00407_48266_2846.N1	24-MAY-2011 04:23:07	Dark	42.500	45	Alp Pav	1.9400	26000.	85	48266	No
47	GOM_NL__2PRFIN20110524_043235_000000483102_00407_48266_2847.N1	24-MAY-2011 04:32:35	Straylight	48.000	40	The Sco	1.8590	7100.0	96	48266	No
48	GOM_NL__2PRFIN20110524_043425_000000523102_00407_48266_2848.N1	24-MAY-2011 04:34:25	Straylight	52.000	25	35Lam Sco	1.6200	28000.	104	48266	No
49	GOM_NL__2PRFIN20110524_043624_000000523102_00407_48266_2849.N1	24-MAY-2011 04:36:24	Twi_and_stray	51.500	75	26Eps Sco	2.2910	4250.0	103	48266	No
50	GOM_NL__2PRFIN20110524_043913_000000603102_00407_48266_2850.N1	24-MAY-2011 04:39:13	Bright	60.000	16	21Alp Sco	1.0200	3000.0	120	48266	No
51	GOM_NL__2PRFIN20110524_044046_000000433102_00407_48266_2851.N1	24-MAY-2011 04:40:46	Bright	43.000	80	7Del Sco	2.3160	30000.	86	48266	No
52	GOM_NL__2PRFIN20110524_044227_000000523102_00407_48266_2852.N1	24-MAY-2011 04:42:27	Bright	51.500	86	35Eta Oph	2.4300	10200.	103	48266	No
53	GOM_NL__2PRFIN20110524_044427_000000453102_00407_48266_2853.N1	24-MAY-2011 04:44:27	Bright	45.000	98	13Zet Oph	2.5710	30000.	90	48266	No
54	GOM_NL__2PRFIN20110524_044644_000000433102_00407_48266_2854.N1	24-MAY-2011 04:46:44	Bright	43.000	120	1Del Oph	2.7340	3200.0	86	48266	No
55	GOM_NL__2PRFIN20110524_044947_000000403102_00407_48266_2855.N1	24-MAY-2011 04:49:47	Bright	40.000	102	24Alp Ser	2.6000	4250.0	80	48266	No
56	GOM_NL__2PRFIN20110524_045552_000000413102_00407_48266_2856.N1	24-MAY-2011 04:55:52	Bright	40.500	67	5Alp CrB	2.2210	11000.	81	48266	No
57	GOM_NL__2PRFIN20110524_045912_000000493102_00407_48266_2857.N1	24-MAY-2011 04:59:12	Bright	49.000	133	40Zet Her	2.8070	6000.0	98	48266	No
58	GOM_NL__2PRFIN20110524_050639_000000403102_00407_48266_2858.N1	24-MAY-2011 05:06:39	Bright	39.500	119	14Eta Dra	2.7270	4700.0	79	48266	No
59	GOM_NL__2PRFIN20110524_051724_000000483102_00407_48266_2859.N1	24-MAY-2011 05:17:24	Bright	47.500	89	5Alp Cep	2.4510	8000.0	95	48266	No
60	GOM_NL__2PRFIN20110524_052147_000000393102_00407_48266_2860.N1	24-MAY-2011 05:21:47	Bright	39.000	74	11Bet Cas	2.2680	6600.0	78	48266	No
61	GOM_NL__2PRFIN20110524_053131_000000513102_00407_48266_2861.N1	24-MAY-2011 05:31:31	Twi_and_stray	50.500	58	21Alp And	2.0730	11000.	101	48266	No
62	GOM_NL__2PRFIN20110524_053601_000000483102_00407_48266_2862.N1	24-MAY-2011 05:36:01	Dark	47.500	140	88Gam Peg	2.8340	26000.	95	48266	No
63	GOM_NL__2PRFIN20110524_055227_000000543102_00407_48266_2863.N1	24-MAY-2011 05:52:27	Dark	53.500	18	24Alp PsA	1.1660	9700.0	107	48266	No
64	GOM_NL__2PRFIN20110524_055803_000000463102_00408_48267_2857.N1	24-MAY-2011 05:58:03	Dark	45.500	31	Alp Gru	1.7340	15200.	91	48267	No
65	GOM_NL__2PRFIN20110524_060322_000000433102_00408_48267_2858.N1	24-MAY-2011 06:03:22	Dark	42.500	45	Alp Pav	1.9400	26000.	85	48267	No
66	GOM_NL__2PRFIN20110524_061250_000000503102_00408_48267_2859.N1	24-MAY-2011 06:12:50	Straylight	49.500	40	The Sco	1.8590	7100.0	99	48267	No
67	GOM_NL__2PRFIN20110524_061439_000000533102_00408_48267_2860.N1	24-MAY-2011 06:14:39	Straylight	52.500	25	35Lam Sco	1.6200	28000.	105	48267	No
68	GOM_NL__2PRFIN20110524_061639_000000493102_00408_48267_2861.N1	24-MAY-2011 06:16:39	Twi_and_stray	49.000	75	26Eps Sco	2.2910	4250.0	98	48267	No
69	GOM_NL__2PRFIN20110524_061928_000000603102_00408_48267_2862.N1	24-MAY-2011 06:19:28	Bright	60.000	16	21Alp Sco	1.0200	3000.0	120	48267	No
70	GOM_NL__2PRFIN20110524_062101_000000433102_00408_48267_2863.N1	24-MAY-2011 06:21:01	Bright	42.500	80	7Del Sco	2.3160	30000.	85	48267	No
71	GOM_NL__2PRFIN20110524_062241_000000523102_00408_48267_2864.N1	24-MAY-2011 06:22:41	Bright	52.000	86	35Eta Oph	2.4300	10200.	104	48267	No
72	GOM_NL__2PRFIN20110524_062441_000000463102_00408_48267_2865.N1	24-MAY-2011 06:24:41	Bright	45.500	98	13Zet Oph	2.5710	30000.	91	48267	No
73	GOM_NL__2PRFIN20110524_062658_000000433102_00408_48267_2866.N1	24-MAY-2011 06:26:58	Bright	43.000	120	1Del Oph	2.7340	3200.0	86	48267	No
74	GOM_NL__2PRFIN20110524_063001_000000403102_00408_48267_2867.N1	24-MAY-2011 06:30:01	Bright	40.000	102	24Alp Ser	2.6000	4250.0	80	48267	No
75	GOM_NL__2PRFIN20110524_063605_000000413102_00408_48267_2868.N1	24-MAY-2011 06:36:05	Bright	40.500	67	5Alp CrB	2.2210	11000.	81	48267	No
76	GOM_NL__2PRFIN20110524_063926_000000493102_00408_48267_2869.N1	24-MAY-2011 06:39:26	Bright	49.000	133	40Zet Her	2.8070	6000.0	98	48267	No
77	GOM_NL__2PRFIN20110524_064653_000000393102_00408_48267_2870.N1	24-MAY-2011 06:46:53	Bright	39.000	119	14Eta Dra	2.7270	4700.0	78	48267	No
78	GOM_NL__2PRFIN20110524_065738_000000473102_00408_48267_2871.N1	24-MAY-2011 06:57:38	Bright	46.500	89	5Alp Cep	2.4510	8000.0	93	48267	No
79	GOM_NL__2PRFIN20110524_070201_000000373102_00408_48267_2872.N1	24-MAY-2011 07:02:01	Bright	37.000	74	11Bet Cas	2.2680	6600.0	74	48267	No
80	GOM_NL__2PRFIN20110524_071145_000000503102_00408_48267_2873.N1	24-MAY-2011 07:11:45	Twi_and_stray	49.500	58	21Alp And	2.0730	11000.	99	48267	No
81	GOM_NL__2PRFIN20110524_071616_000000463102_00408_48267_2874.N1	24-MAY-2011 07:16:16	Dark	46.000	140	88Gam Peg	2.8340	26000.	92	48267	No
82	GOM_NL__2PRFIN20110524_073243_000000553102_00408_48267_2875.N1	24-MAY-2011 07:32:43	Dark	54.500	18	24Alp PsA	1.1660	9700.0	109	48267	No
83	GOM_NL__2PRFIN20110524_073818_000000543102_00409_48268_2875.N1	24-MAY-2011 07:38:18	Dark	53.500	31	Alp Gru	1.7340	15200.	107	48268	No
84	GOM_NL__2PRFIN20110524_074337_000000433102_00409_48268_2876.N1	24-MAY-2011 07:43:37	Dark	42.500	45	Alp Pav	1.9400	26000.	85	48268	No
85	GOM_NL__2PRFIN20110524_075304_000000503102_00409_48268_2877.N1	24-MAY-2011 07:53:04	Straylight	50.000	40	The Sco	1.8590	7100.0	100	48268	No
86	GOM_NL__2PRFIN20110524_075454_000000493102_00409_48268_2878.N1	24-MAY-2011 07:54:54	Straylight	49.000	25	35Lam Sco	1.6200	28000.	98	48268	No
87	GOM_NL__2PRFIN20110524_075653_000000483102_00409_48268_2879.N1	24-MAY-2011 07:56:53	Twi_and_stray	48.000	75	26Eps Sco	2.2910	4250.0	96	48268	No
88	GOM_NL__2PRFIN20110524_075942_000000573102_00409_48268_2880.N1	24-MAY-2011 07:59:42	Bright	57.000	16	21Alp Sco	1.0200	3000.0	114	48268	No
89	GOM_NL__2PRFIN20110524_080115_000000443102_00409_48268_2881.N1	24-MAY-2011 08:01:15	Bright	43.500	80	7Del Sco	2.3160	30000.	87	48268	No
90	GOM_NL__2PRFIN20110524_080255_000000513102_00409_48268_2882.N1	24-MAY-2011 08:02:55	Bright	51.000	86	35Eta Oph	2.4300	10200.	102	48268	No
91	GOM_NL__2PRFIN20110524_080455_000000453102_00409_48268_2883.N1	24-MAY-2011 08:04:55	Bright	45.000	98	13Zet Oph	2.5710	30000.	90	48268	No
92	GOM_NL__2PRFIN20110524_080712_000000443102_00409_48268_2884.N1	24-MAY-2011 08:07:12	Bright	43.500	120	1Del Oph	2.7340	3200.0	87	48268	No
93	GOM_NL__2PRFIN20110524_081015_000000403102_00409_48268_2885.N1	24-MAY-2011 08:10:15	Bright	39.500	102	24Alp Ser	2.6000	4250.0	79	48268	No
94	GOM_NL__2PRFIN20110524_081619_000000583102_00409_48268_2886.N1	24-MAY-2011 08:16:19	Bright	58.000	67	5Alp CrB	2.2210	11000.	116	48268	No
95	GOM_NL__2PRFIN20110524_081939_000000473102_00409_48268_2887.N1	24-MAY-2011 08:19:39	Bright	47.000	133	40Zet Her	2.8070	6000.0	94	48268	No
96	GOM_NL__2PRFIN20110524_082707_000000583102_00409_48268_2888.N1	24-MAY-2011 08:27:07	Bright	58.000	119	14Eta Dra	2.7270	4700.0	116	48268	No
97	GOM_NL__2PRFIN20110524_083751_000000463102_00409_48268_2889.N1	24-MAY-2011 08:37:51	Bright	46.000	89	5Alp Cep	2.4510	8000.0	92	48268	No
98	GOM_NL__2PRFIN20110524_084215_000000573102_00409_48268_2890.N1	24-MAY-2011 08:42:15	Bright	57.000	74	11Bet Cas	2.2680	6600.0	114	48268	No
99	GOM_NL__2PRFIN20110524_085159_000000503102_00409_48268_2891.N1	24-MAY-2011 08:51:59	Twi_and_stray	49.500	58	21Alp And	2.0730	11000.	99	48268	No
100	GOM_NL__2PRFIN20110524_085630_000000473102_00409_48268_2892.N1	24-MAY-2011 08:56:30	Dark	47.000	140	88Gam Peg	2.8340	26000.	94	48268	No
101	GOM_NL__2PRFIN20110524_091257_000000533102_00409_48268_2893.N1	24-MAY-2011 09:12:57	Dark	52.500	18	24Alp PsA	1.1660	9700.0	105	48268	No

102	GOM_NL__2PRFIN20110524_091833_000000453102_00410_48269_2885.N1	24-MAY-2011 09:18:33	Dark	45.000	31	Alp Gru	1.7340	15200.	90	48269	No
103	GOM_NL__2PRFIN20110524_092351_000000403102_00410_48269_2886.N1	24-MAY-2011 09:23:51	Dark	40.000	45	Alp Pav	1.9400	26000.	80	48269	No
104	GOM_NL__2PRFIN20110524_093318_000000473102_00410_48269_2887.N1	24-MAY-2011 09:33:18	Straylight	47.000	40	The Sco	1.8590	7100.0	94	48269	No
105	GOM_NL__2PRFIN20110524_093508_000000503102_00410_48269_2888.N1	24-MAY-2011 09:35:08	Straylight	49.500	25	35Lam Sco	1.6200	28000.	99	48269	No
106	GOM_NL__2PRFIN20110524_093707_000000463102_00410_48269_2889.N1	24-MAY-2011 09:37:07	Tw_i_and_stray	46.000	75	26Eps Sco	2.2910	4250.0	92	48269	No
107	GOM_NL__2PRFIN20110524_093956_000000533102_00410_48269_2890.N1	24-MAY-2011 09:39:56	Bright	53.000	16	21Alp Sco	1.0200	3000.0	106	48269	No
108	GOM_NL__2PRFIN20110524_094129_000000533102_00410_48269_2891.N1	24-MAY-2011 09:41:29	Bright	53.000	80	7Del Sco	2.3160	30000.	106	48269	No
109	GOM_NL__2PRFIN20110524_094310_000000523102_00410_48269_2892.N1	24-MAY-2011 09:43:10	Bright	51.500	86	35Eta Oph	2.4300	10200.	103	48269	No
110	GOM_NL__2PRFIN20110524_094509_000000443102_00410_48269_2893.N1	24-MAY-2011 09:45:09	Bright	44.000	98	13Zet Oph	2.5710	30000.	88	48269	No
111	GOM_NL__2PRFIN20110524_094726_000000443102_00410_48269_2894.N1	24-MAY-2011 09:47:26	Bright	43.500	120	1Del Oph	2.7340	3200.0	87	48269	No
112	GOM_NL__2PRFIN20110524_095029_000000393102_00410_48269_2895.N1	24-MAY-2011 09:50:29	Bright	39.000	102	24Alp Ser	2.6000	4250.0	78	48269	No
113	GOM_NL__2PRFIN20110524_095633_000000393102_00410_48269_2896.N1	24-MAY-2011 09:56:33	Bright	38.500	67	5Alp CrB	2.2210	11000.	77	48269	No
114	GOM_NL__2PRFIN20110524_095952_000000483102_00410_48269_2897.N1	24-MAY-2011 09:59:52	Bright	47.500	133	40Zet Her	2.8070	6000.0	95	48269	No
115	GOM_NL__2PRFIN20110524_100720_000000393102_00410_48269_2898.N1	24-MAY-2011 10:07:20	Bright	38.500	119	14Eta Dra	2.7270	4700.0	77	48269	No
116	GOM_NL__2PRFIN20110524_101804_000000473102_00410_48269_2899.N1	24-MAY-2011 10:18:04	Bright	46.500	89	5Alp Cep	2.4510	8000.0	93	48269	No
117	GOM_NL__2PRFIN20110524_102229_000000433102_00410_48269_2900.N1	24-MAY-2011 10:22:29	Bright	42.500	74	11Bet Cas	2.2680	6600.0	85	48269	No
118	GOM_NL__2PRFIN20110524_103214_000000483102_00410_48269_2901.N1	24-MAY-2011 10:32:14	Tw_i_and_stray	48.000	58	21Alp And	2.0730	11000.	96	48269	No
119	GOM_NL__2PRFIN20110524_103644_000000483102_00410_48269_2902.N1	24-MAY-2011 10:36:44	Dark	47.500	140	88Gam Peg	2.8340	26000.	95	48269	No
120	GOM_NL__2PRFIN20110524_105312_000000563102_00410_48269_2903.N1	24-MAY-2011 10:53:12	Dark	56.000	18	24Alp PsA	1.1660	9700.0	112	48269	No
121	GOM_NL__2PRFIN20110524_105848_000000453102_00411_48270_2896.N1	24-MAY-2011 10:58:48	Dark	44.500	31	Alp Gru	1.7340	15200.	89	48270	No
122	GOM_NL__2PRFIN20110524_110406_000000423102_00411_48270_2897.N1	24-MAY-2011 11:04:06	Dark	41.500	45	Alp Pav	1.9400	26000.	83	48270	No
123	GOM_NL__2PRFIN20110524_111333_000000473102_00411_48270_2898.N1	24-MAY-2011 11:13:33	Straylight	46.500	40	The Sco	1.8590	7100.0	93	48270	No
124	GOM_NL__2PRFIN20110524_111523_000000533102_00411_48270_2899.N1	24-MAY-2011 11:15:23	Straylight	52.500	25	35Lam Sco	1.6200	28000.	105	48270	No
125	GOM_NL__2PRFIN20110524_111722_000000513102_00411_48270_2900.N1	24-MAY-2011 11:17:22	Tw_i_and_stray	51.000	75	26Eps Sco	2.2910	4250.0	102	48270	No
126	GOM_NL__2PRFIN20110524_112010_000000603102_00411_48270_2901.N1	24-MAY-2011 11:20:10	Bright	60.000	16	21Alp Sco	1.0200	3000.0	120	48270	No
127	GOM_NL__2PRFIN20110524_112143_000000433102_00411_48270_2902.N1	24-MAY-2011 11:21:43	Bright	43.000	80	7Del Sco	2.3160	30000.	86	48270	No
128	GOM_NL__2PRFIN20110524_112324_000000483102_00411_48270_2903.N1	24-MAY-2011 11:23:24	Bright	47.500	86	35Eta Oph	2.4300	10200.	95	48270	No
129	GOM_NL__2PRFIN20110524_112522_000000473102_00411_48270_2904.N1	24-MAY-2011 11:25:22	Bright	46.500	98	13Zet Oph	2.5710	30000.	93	48270	No
130	GOM_NL__2PRFIN20110524_112740_000000433102_00411_48270_2905.N1	24-MAY-2011 11:27:40	Bright	43.000	120	1Del Oph	2.7340	3200.0	86	48270	No
131	GOM_NL__2PRFIN20110524_113043_000000403102_00411_48270_2906.N1	24-MAY-2011 11:30:43	Bright	39.500	102	24Alp Ser	2.6000	4250.0	79	48270	No
132	GOM_NL__2PRFIN20110524_113646_000000403102_00411_48270_2907.N1	24-MAY-2011 11:36:46	Bright	39.500	67	5Alp CrB	2.2210	11000.	79	48270	No
133	GOM_NL__2PRFIN20110524_114005_000000463102_00411_48270_2908.N1	24-MAY-2011 11:40:05	Bright	45.500	133	40Zet Her	2.8070	6000.0	91	48270	No
134	GOM_NL__2PRFIN20110524_114734_000000403102_00411_48270_2909.N1	24-MAY-2011 11:47:34	Bright	40.000	119	14Eta Dra	2.7270	4700.0	80	48270	No
135	GOM_NL__2PRFIN20110524_115818_000000463102_00411_48270_2910.N1	24-MAY-2011 11:58:18	Bright	46.000	89	5Alp Cep	2.4510	8000.0	92	48270	No
136	GOM_NL__2PRFIN20110524_120243_000000573102_00411_48270_2911.N1	24-MAY-2011 12:02:43	Bright	57.000	74	11Bet Cas	2.2680	6600.0	114	48270	No
137	GOM_NL__2PRFIN20110524_121228_000000503102_00411_48270_2912.N1	24-MAY-2011 12:12:28	Tw_i_and_stray	49.500	58	21Alp And	2.0730	11000.	99	48270	No
138	GOM_NL__2PRFIN20110524_121658_000000473102_00411_48270_2913.N1	24-MAY-2011 12:16:58	Dark	47.000	140	88Gam Peg	2.8340	26000.	94	48270	No
139	GOM_NL__2PRFIN20110524_123328_000000513102_00411_48270_2914.N1	24-MAY-2011 12:33:28	Dark	50.500	18	24Alp PsA	1.1660	9700.0	101	48270	No
140	GOM_NL__2PRFIN20110524_123902_000000473102_00412_48271_2970.N1	24-MAY-2011 12:39:02	Dark	47.000	31	Alp Gru	1.7340	15200.	94	48271	No
141	GOM_NL__2PRFIN20110524_124421_000000443102_00412_48271_2971.N1	24-MAY-2011 12:44:21	Dark	43.500	45	Alp Pav	1.9400	26000.	87	48271	No
142	GOM_NL__2PRFIN20110524_125348_000000513102_00412_48271_2972.N1	24-MAY-2011 12:53:48	Straylight	50.500	40	The Sco	1.8590	7100.0	101	48271	No
143	GOM_NL__2PRFIN20110524_125537_000000483102_00412_48271_2973.N1	24-MAY-2011 12:55:37	Straylight	48.000	25	35Lam Sco	1.6200	28000.	96	48271	No
144	GOM_NL__2PRFIN20110524_125736_000000473102_00412_48271_2974.N1	24-MAY-2011 12:57:36	Tw_i_and_stray	47.000	75	26Eps Sco	2.2910	4250.0	94	48271	No
145	GOM_NL__2PRFIN20110524_130024_000000603102_00412_48271_2975.N1	24-MAY-2011 13:00:24	Bright	60.000	16	21Alp Sco	1.0200	3000.0	120	48271	No
146	GOM_NL__2PRFIN20110524_130157_000000443102_00412_48271_2976.N1	24-MAY-2011 13:01:57	Bright	43.500	80	7Del Sco	2.3160	30000.	87	48271	No
147	GOM_NL__2PRFIN20110524_130338_000000523102_00412_48271_2977.N1	24-MAY-2011 13:03:38	Bright	52.000	86	35Eta Oph	2.4300	10200.	104	48271	No
148	GOM_NL__2PRFIN20110524_130536_000000503102_00412_48271_2978.N1	24-MAY-2011 13:05:36	Bright	50.000	98	13Zet Oph	2.5710	30000.	100	48271	No
149	GOM_NL__2PRFIN20110524_130754_000000433102_00412_48271_2979.N1	24-MAY-2011 13:07:54	Bright	42.500	120	1Del Oph	2.7340	3200.0	85	48271	No
150	GOM_NL__2PRFIN20110524_131056_000000393102_00412_48271_2980.N1	24-MAY-2011 13:10:56	Bright	39.000	102	24Alp Ser	2.6000	4250.0	78	48271	No
151	GOM_NL__2PRFIN20110524_131700_000000393102_00412_48271_2981.N1	24-MAY-2011 13:17:00	Bright	39.000	67	5Alp CrB	2.2210	11000.	78	48271	No
152	GOM_NL__2PRFIN20110524_132018_000000473102_00412_48271_2982.N1	24-MAY-2011 13:20:18	Bright	46.500	133	40Zet Her	2.8070	6000.0	93	48271	No
153	GOM_NL__2PRFIN20110524_132748_000000413102_00412_48271_2983.N1	24-MAY-2011 13:27:48	Bright	40.500	119	14Eta Dra	2.7270	4700.0	81	48271	No
154	GOM_NL__2PRFIN20110524_134257_000000573102_00412_48271_2984.N1	24-MAY-2011 13:42:57	Bright	57.000	74	11Bet Cas	2.2680	6600.0	114	48271	No
155	GOM_NL__2PRFIN20110524_135242_000000493102_00412_48271_2985.N1	24-MAY-2011 13:52:42	Tw_i_and_stray	49.000	58	21Alp And	2.0730	11000.	98	48271	No
156	GOM_NL__2PRFIN20110524_135713_000000483102_00412_48271_2986.N1	24-MAY-2011 13:57:13	Dark	47.500	140	88Gam Peg	2.8340	26000.	95	48271	No
157	GOM_NL__2PRFIN20110524_141343_000000563102_00412_48271_2987.N1	24-MAY-2011 14:13:43	Dark	56.000	18	24Alp PsA	1.1660	9700.0	112	48271	No
158	GOM_NL__2PRFIN20110524_141917_000000453102_00413_48272_3424.N1	24-MAY-2011 14:19:17	Dark	44.500	31	Alp Gru	1.7340	15200.	89	48272	No
159	GOM_NL__2PRFIN20110524_142435_000000423102_00413_48272_3425.N1	24-MAY-2011 14:24:35	Dark	42.000	45	Alp Pav	1.9400	26000.	84	48272	No
160	GOM_NL__2PRFIN20110524_143402_000000493102_00413_48272_3426.N1	24-MAY-2011 14:34:02	Straylight	48.500	40	The Sco	1.8590	7100.0	97	48272	No

161	GOM_NL__2PRFIN20110524_143552_00000503102_00413_48272_3427.N1	24-MAY-2011 14:35:52	Straylight	50.000	25	35Lam Sco	1.6200	28000.	100	48272	No
162	GOM_NL__2PRFIN20110524_143750_00000523102_00413_48272_3428.N1	24-MAY-2011 14:37:50	Twi_and_stray	51.500	75	26Eps Sco	2.2910	4250.0	103	48272	No
163	GOM_NL__2PRFIN20110524_144039_00000603102_00413_48272_3429.N1	24-MAY-2011 14:40:39	Bright	60.000	16	21Alp Sco	1.0200	3000.0	120	48272	No
164	GOM_NL__2PRFIN20110524_144212_00000433102_00413_48272_3430.N1	24-MAY-2011 14:42:12	Bright	43.000	80	7Del Sco	2.3160	30000.	86	48272	No
165	GOM_NL__2PRFIN20110524_144352_00000523102_00413_48272_3431.N1	24-MAY-2011 14:43:52	Bright	52.000	86	35Eta Oph	2.4300	10200.	104	48272	No
166	GOM_NL__2PRFIN20110524_144550_00000433102_00413_48272_3432.N1	24-MAY-2011 14:45:50	Bright	43.000	98	13Zet Oph	2.5710	30000.	86	48272	No
167	GOM_NL__2PRFIN20110524_144808_00000433102_00413_48272_3433.N1	24-MAY-2011 14:48:08	Bright	42.500	120	1Del Oph	2.7340	3200.0	85	48272	No
168	GOM_NL__2PRFIN20110524_145110_00000403102_00413_48272_3434.N1	24-MAY-2011 14:51:10	Bright	39.500	102	24Alp Ser	2.6000	4250.0	79	48272	No
169	GOM_NL__2PRFIN20110524_145714_00000513102_00413_48272_3435.N1	24-MAY-2011 14:57:14	Bright	51.000	67	5Alp CrB	2.2210	11000.	102	48272	No
170	GOM_NL__2PRFIN20110524_150032_00000503102_00413_48272_3436.N1	24-MAY-2011 15:00:32	Bright	49.500	133	40Zet Her	2.8070	6000.0	99	48272	No
171	GOM_NL__2PRFIN20110524_150801_00000423102_00413_48272_3437.N1	24-MAY-2011 15:08:01	Bright	41.500	119	14Eta Dra	2.7270	4700.0	83	48272	No
172	GOM_NL__2PRFIN20110524_151845_00000473102_00413_48272_3438.N1	24-MAY-2011 15:18:45	Bright	46.500	89	5Alp Cep	2.4510	8000.0	93	48272	No
173	GOM_NL__2PRFIN20110524_152310_00000413102_00413_48272_3439.N1	24-MAY-2011 15:23:10	Bright	41.000	74	11Bet Cas	2.2680	6600.0	82	48272	No
174	GOM_NL__2PRFIN20110524_153256_00000483102_00413_48272_3440.N1	24-MAY-2011 15:32:56	Twi_and_stray	48.000	58	21Alp And	2.0730	11000.	96	48272	No
175	GOM_NL__2PRFIN20110524_153727_00000473102_00413_48272_3441.N1	24-MAY-2011 15:37:27	Dark	47.000	140	88Gam Peg	2.8340	26000.	94	48272	No
176	GOM_NL__2PRFIN20110524_155358_00000493102_00413_48272_3442.N1	24-MAY-2011 15:53:58	Dark	49.000	18	24Alp PsA	1.1660	9700.0	98	48272	No
177	GOM_NL__2PRFIN20110524_155932_00000463102_00414_48273_3413.N1	24-MAY-2011 15:59:32	Dark	45.500	31	Alp Gru	1.7340	15200.	91	48273	No
178	GOM_NL__2PRFIN20110524_160450_00000443102_00414_48273_3414.N1	24-MAY-2011 16:04:50	Dark	44.000	45	Alp Pav	1.9400	26000.	88	48273	No
179	GOM_NL__2PRFIN20110524_161417_00000443102_00414_48273_3415.N1	24-MAY-2011 16:14:17	Straylight	44.000	40	The Sco	1.8590	7100.0	88	48273	No
180	GOM_NL__2PRFIN20110524_161606_00000513102_00414_48273_3416.N1	24-MAY-2011 16:16:06	Straylight	50.500	25	35Lam Sco	1.6200	28000.	101	48273	No
181	GOM_NL__2PRFIN20110524_161805_00000503102_00414_48273_3417.N1	24-MAY-2011 16:18:05	Twi_and_stray	50.000	75	26Eps Sco	2.2910	4250.0	100	48273	No
182	GOM_NL__2PRFIN20110524_162053_00000603102_00414_48273_3418.N1	24-MAY-2011 16:20:53	Bright	60.000	16	21Alp Sco	1.0200	3000.0	120	48273	No
183	GOM_NL__2PRFIN20110524_162225_00000443102_00414_48273_3419.N1	24-MAY-2011 16:22:25	Bright	43.500	80	7Del Sco	2.3160	30000.	87	48273	No
184	GOM_NL__2PRFIN20110524_162406_00000513102_00414_48273_3420.N1	24-MAY-2011 16:24:06	Bright	50.500	86	35Eta Oph	2.4300	10200.	101	48273	No
185	GOM_NL__2PRFIN20110524_162605_00000453102_00414_48273_3421.N1	24-MAY-2011 16:26:05	Bright	45.000	98	13Zet Oph	2.5710	30000.	90	48273	No
186	GOM_NL__2PRFIN20110524_162821_00000433102_00414_48273_3422.N1	24-MAY-2011 16:28:21	Bright	43.000	120	1Del Oph	2.7340	3200.0	86	48273	No
187	GOM_NL__2PRFIN20110524_163124_00000403102_00414_48273_3423.N1	24-MAY-2011 16:31:24	Bright	39.500	102	24Alp Ser	2.6000	4250.0	79	48273	No
188	GOM_NL__2PRFIN20110524_163728_00000413102_00414_48273_3424.N1	24-MAY-2011 16:37:28	Bright	40.500	67	5Alp CrB	2.2210	11000.	81	48273	No
189	GOM_NL__2PRFIN20110524_164045_00000493102_00414_48273_3425.N1	24-MAY-2011 16:40:45	Bright	48.500	133	40Zet Her	2.8070	6000.0	97	48273	No
190	GOM_NL__2PRFIN20110524_164815_00000423102_00414_48273_3426.N1	24-MAY-2011 16:48:15	Bright	41.500	119	14Eta Dra	2.7270	4700.0	83	48273	No
191	GOM_NL__2PRFIN20110524_165858_00000683102_00414_48273_3427.N1	24-MAY-2011 16:58:58	Bright	68.000	89	5Alp Cep	2.4510	8000.0	136	48273	No
192	GOM_NL__2PRFIN20110524_170324_00000473102_00414_48273_3428.N1	24-MAY-2011 17:03:24	Bright	46.500	74	11Bet Cas	2.2680	6600.0	93	48273	No
193	GOM_NL__2PRFIN20110524_171310_00000483102_00414_48273_3429.N1	24-MAY-2011 17:13:10	Twi_and_stray	48.000	58	21Alp And	2.0730	11000.	96	48273	No
194	GOM_NL__2PRFIN20110524_171741_00000463102_00414_48273_3430.N1	24-MAY-2011 17:17:41	Dark	46.000	140	88Gam Peg	2.8340	26000.	92	48273	No
195	GOM_NL__2PRFIN20110524_173412_00000583102_00414_48273_3431.N1	24-MAY-2011 17:34:12	Dark	57.500	18	24Alp PsA	1.1660	9700.0	115	48273	No
196	GOM_NL__2PRFIN20110524_173947_00000473102_00415_48274_3969.N1	24-MAY-2011 17:39:47	Dark	47.000	31	Alp Gru	1.7340	15200.	94	48274	No
197	GOM_NL__2PRFIN20110524_174505_00000433102_00415_48274_3970.N1	24-MAY-2011 17:45:05	Dark	43.000	45	Alp Pav	1.9400	26000.	86	48274	No
198	GOM_NL__2PRFIN20110524_175431_00000503102_00415_48274_3971.N1	24-MAY-2011 17:54:31	Straylight	49.500	40	The Sco	1.8590	7100.0	99	48274	No
199	GOM_NL__2PRFIN20110524_175621_00000533102_00415_48274_3972.N1	24-MAY-2011 17:56:21	Straylight	53.000	25	35Lam Sco	1.6200	28000.	106	48274	No
200	GOM_NL__2PRFIN20110524_175819_00000493102_00415_48274_3973.N1	24-MAY-2011 17:58:19	Twi_and_stray	48.500	75	26Eps Sco	2.2910	4250.0	97	48274	No
201	GOM_NL__2PRFIN20110524_180107_00000603102_00415_48274_3974.N1	24-MAY-2011 18:01:07	Bright	60.000	16	21Alp Sco	1.0200	3000.0	120	48274	No
202	GOM_NL__2PRFIN20110524_180328_00000423102_00415_48274_3975.N1	24-MAY-2011 18:03:28	Bright	41.500	97	8Bet1Sco	2.5610	30000.	83	48274	No
203	GOM_NL__2PRFIN20110524_180619_00000453102_00415_48274_3976.N1	24-MAY-2011 18:06:19	Bright	44.500	98	13Zet Oph	2.5710	30000.	89	48274	No
204	GOM_NL__2PRFIN20110524_180836_00000433102_00415_48274_3977.N1	24-MAY-2011 18:08:36	Bright	43.000	120	1Del Oph	2.7340	3200.0	86	48274	No
205	GOM_NL__2PRFIN20110524_181138_00000583102_00415_48274_3978.N1	24-MAY-2011 18:11:38	Bright	58.000	102	24Alp Ser	2.6000	4250.0	116	48274	No
206	GOM_NL__2PRFIN20110524_181742_00000403102_00415_48274_3979.N1	24-MAY-2011 18:17:42	Bright	39.500	67	5Alp CrB	2.2210	11000.	79	48274	No
207	GOM_NL__2PRFIN20110524_182058_00000503102_00415_48274_3980.N1	24-MAY-2011 18:20:58	Bright	49.500	133	40Zet Her	2.8070	6000.0	99	48274	No
208	GOM_NL__2PRFIN20110524_182828_00000403102_00415_48274_3981.N1	24-MAY-2011 18:28:28	Bright	39.500	119	14Eta Dra	2.7270	4700.0	79	48274	No
209	GOM_NL__2PRFIN20110524_183912_00000473102_00415_48274_3982.N1	24-MAY-2011 18:39:12	Bright	46.500	89	5Alp Cep	2.4510	8000.0	93	48274	No
210	GOM_NL__2PRFIN20110524_184338_00000373102_00415_48274_3983.N1	24-MAY-2011 18:43:38	Bright	37.000	74	11Bet Cas	2.2680	6600.0	74	48274	No
211	GOM_NL__2PRFIN20110524_185324_00000493102_00415_48274_3984.N1	24-MAY-2011 18:53:24	Twi_and_stray	49.000	58	21Alp And	2.0730	11000.	98	48274	No
212	GOM_NL__2PRFIN20110524_185756_00000483102_00415_48274_3985.N1	24-MAY-2011 18:57:56	Dark	47.500	140	88Gam Peg	2.8340	26000.	95	48274	No
213	GOM_NL__2PRFIN20110524_191428_00000563102_00415_48274_3986.N1	24-MAY-2011 19:14:28	Dark	56.000	18	24Alp PsA	1.1660	9700.0	112	48274	No
214	GOM_NL__2PRFIN20110524_193446_00000513102_00416_48275_3501.N1	24-MAY-2011 19:34:46	Straylight	51.000	40	The Sco	1.8590	7100.0	102	48275	No
215	GOM_NL__2PRFIN20110524_193635_00000513102_00416_48275_3502.N1	24-MAY-2011 19:36:35	Straylight	51.000	25	35Lam Sco	1.6200	28000.	102	48275	No
216	GOM_NL__2PRFIN20110524_193834_00000493102_00416_48275_3503.N1	24-MAY-2011 19:38:34	Twi_and_stray	48.500	75	26Eps Sco	2.2910	4250.0	97	48275	No
217	GOM_NL__2PRFIN20110524_194121_00000603102_00416_48275_3504.N1	24-MAY-2011 19:41:21	Bright	60.000	16	21Alp Sco	1.0200	3000.0	120	48275	No
218	GOM_NL__2PRFIN20110524_194342_00000413102_00416_48275_3505.N1	24-MAY-2011 19:43:42	Bright	41.000	97	8Bet1Sco	2.5610	30000.	82	48275	No
219	GOM_NL__2PRFIN20110524_194633_00000463102_00416_48275_3506.N1	24-MAY-2011 19:46:33	Bright	45.500	98	13Zet Oph	2.5710	30000.	91	48275	No

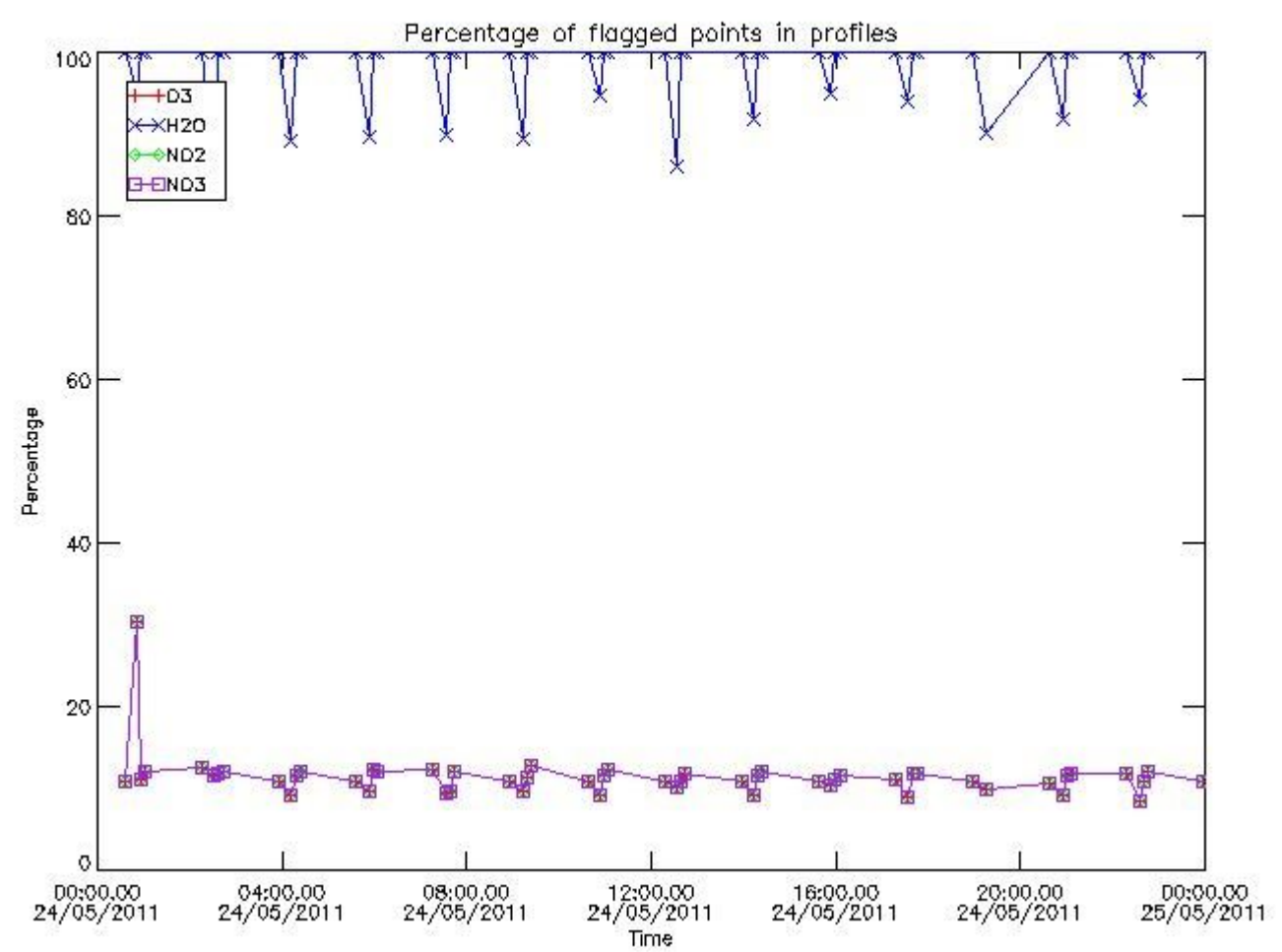
220	GOM_NL_2PRFIN20110524_194849_000000433102_00416_48275_3507.N1	24-MAY-2011 19:48:49	Bright	42.500	120	1Del Oph	2.7340	3200.0	85	48275	No
221	GOM_NL_2PRFIN20110524_195152_000000393102_00416_48275_3508.N1	24-MAY-2011 19:51:52	Bright	39.000	102	24Alp Ser	2.6000	4250.0	78	48275	No
222	GOM_NL_2PRFIN20110524_195755_000000383102_00416_48275_3509.N1	24-MAY-2011 19:57:55	Bright	38.000	67	5Alp CrB	2.2210	11000.	76	48275	No
223	GOM_NL_2PRFIN20110524_200112_000000453102_00416_48275_3510.N1	24-MAY-2011 20:01:12	Bright	45.000	133	40Zet Her	2.8070	6000.0	90	48275	No
224	GOM_NL_2PRFIN20110524_200842_000000433102_00416_48275_3511.N1	24-MAY-2011 20:08:42	Bright	42.500	119	14Eta Dra	2.7270	4700.0	85	48275	No
225	GOM_NL_2PRFIN20110524_201925_000000643102_00416_48275_3512.N1	24-MAY-2011 20:19:25	Bright	64.000	89	5Alp Cep	2.4510	8000.0	128	48275	No
226	GOM_NL_2PRFIN20110524_202352_000000583102_00416_48275_3513.N1	24-MAY-2011 20:23:52	Bright	58.000	74	11Bet Cas	2.2680	6600.0	116	48275	No
227	GOM_NL_2PRFIN20110524_203338_000000483102_00416_48275_3514.N1	24-MAY-2011 20:33:38	Twilight	47.500	58	21Alp And	2.0730	11000.	95	48275	No
228	GOM_NL_2PRFIN20110524_203810_000000483102_00416_48275_3515.N1	24-MAY-2011 20:38:10	Dark	48.000	140	88Gam Peg	2.8340	26000.	96	48275	No
229	GOM_NL_2PRFIN20110524_205443_000000563102_00416_48275_3516.N1	24-MAY-2011 20:54:43	Dark	55.500	18	24Alp PsA	1.1660	9700.0	111	48275	No
230	GOM_NL_2PRFIN20110524_210017_000000443102_00417_48276_3501.N1	24-MAY-2011 21:00:17	Dark	44.000	31	Alp Gru	1.7340	15200.	88	48276	No
231	GOM_NL_2PRFIN20110524_210534_000000433102_00417_48276_3502.N1	24-MAY-2011 21:05:34	Dark	43.000	45	Alp Pav	1.9400	26000.	86	48276	No
232	GOM_NL_2PRFIN20110524_211500_000000513102_00417_48276_3503.N1	24-MAY-2011 21:15:00	Straylight	50.500	40	The Sco	1.8590	7100.0	101	48276	No
233	GOM_NL_2PRFIN20110524_211650_000000523102_00417_48276_3504.N1	24-MAY-2011 21:16:50	Straylight	51.500	25	35Lam Sco	1.6200	28000.	103	48276	No
234	GOM_NL_2PRFIN20110524_211848_000000483102_00417_48276_3505.N1	24-MAY-2011 21:18:48	Twilight	48.000	75	26Eps Sco	2.2910	4250.0	96	48276	No
235	GOM_NL_2PRFIN20110524_212136_000000603102_00417_48276_3506.N1	24-MAY-2011 21:21:36	Bright	60.000	16	21Alp Sco	1.0200	3000.0	120	48276	No
236	GOM_NL_2PRFIN20110524_212356_000000423102_00417_48276_3507.N1	24-MAY-2011 21:23:56	Bright	42.000	97	8Bet1Sco	2.5610	30000.	84	48276	No
237	GOM_NL_2PRFIN20110524_212646_000000453102_00417_48276_3508.N1	24-MAY-2011 21:26:46	Bright	45.000	98	13Zet Oph	2.5710	30000.	90	48276	No
238	GOM_NL_2PRFIN20110524_212903_000000433102_00417_48276_3509.N1	24-MAY-2011 21:29:03	Bright	42.500	120	1Del Oph	2.7340	3200.0	85	48276	No
239	GOM_NL_2PRFIN20110524_213206_000000393102_00417_48276_3510.N1	24-MAY-2011 21:32:06	Bright	38.500	102	24Alp Ser	2.6000	4250.0	77	48276	No
240	GOM_NL_2PRFIN20110524_213809_000000393102_00417_48276_3511.N1	24-MAY-2011 21:38:09	Bright	39.000	67	5Alp CrB	2.2210	11000.	78	48276	No
241	GOM_NL_2PRFIN20110524_214125_000000453102_00417_48276_3512.N1	24-MAY-2011 21:41:25	Bright	45.000	133	40Zet Her	2.8070	6000.0	90	48276	No
242	GOM_NL_2PRFIN20110524_214856_000000413102_00417_48276_3513.N1	24-MAY-2011 21:48:56	Bright	40.500	119	14Eta Dra	2.7270	4700.0	81	48276	No
243	GOM_NL_2PRFIN20110524_215939_000000433102_00417_48276_3514.N1	24-MAY-2011 21:59:39	Bright	43.000	89	5Alp Cep	2.4510	8000.0	86	48276	No
244	GOM_NL_2PRFIN20110524_220406_000000493102_00417_48276_3515.N1	24-MAY-2011 22:04:06	Bright	48.500	74	11Bet Cas	2.2680	6600.0	97	48276	No
245	GOM_NL_2PRFIN20110524_221353_000000513102_00417_48276_3516.N1	24-MAY-2011 22:13:53	Twilight	51.000	58	21Alp And	2.0730	11000.	102	48276	No
246	GOM_NL_2PRFIN20110524_221825_000000473102_00417_48276_3517.N1	24-MAY-2011 22:18:25	Dark	47.000	140	88Gam Peg	2.8340	26000.	94	48276	No
247	GOM_NL_2PRFIN20110524_223457_000000613102_00417_48276_3518.N1	24-MAY-2011 22:34:57	Dark	61.000	18	24Alp PsA	1.1660	9700.0	122	48276	No
248	GOM_NL_2PRFIN20110524_224032_000000473102_00418_48277_3501.N1	24-MAY-2011 22:40:32	Dark	46.500	31	Alp Gru	1.7340	15200.	93	48277	No
249	GOM_NL_2PRFIN20110524_224549_000000433102_00418_48277_3502.N1	24-MAY-2011 22:45:49	Dark	42.500	45	Alp Pav	1.9400	26000.	85	48277	No
250	GOM_NL_2PRFIN20110524_225515_000000493102_00418_48277_3503.N1	24-MAY-2011 22:55:15	Straylight	49.000	40	The Sco	1.8590	7100.0	98	48277	No
251	GOM_NL_2PRFIN20110524_225704_000000493102_00418_48277_3504.N1	24-MAY-2011 22:57:04	Straylight	48.500	25	35Lam Sco	1.6200	28000.	97	48277	No
252	GOM_NL_2PRFIN20110524_225902_000000533102_00418_48277_3505.N1	24-MAY-2011 22:59:02	Twilight	52.500	75	26Eps Sco	2.2910	4250.0	105	48277	No
253	GOM_NL_2PRFIN20110524_230150_000000603102_00418_48277_3506.N1	24-MAY-2011 23:01:50	Bright	60.000	16	21Alp Sco	1.0200	3000.0	120	48277	No
254	GOM_NL_2PRFIN20110524_230410_000000413102_00418_48277_3507.N1	24-MAY-2011 23:04:10	Bright	40.500	97	8Bet1Sco	2.5610	30000.	81	48277	No
255	GOM_NL_2PRFIN20110524_230700_000000463102_00418_48277_3508.N1	24-MAY-2011 23:07:00	Bright	46.000	98	13Zet Oph	2.5710	30000.	92	48277	No
256	GOM_NL_2PRFIN20110524_230917_000000433102_00418_48277_3509.N1	24-MAY-2011 23:09:17	Bright	43.000	120	1Del Oph	2.7340	3200.0	86	48277	No
257	GOM_NL_2PRFIN20110524_231220_000000393102_00418_48277_3510.N1	24-MAY-2011 23:12:20	Bright	39.000	102	24Alp Ser	2.6000	4250.0	78	48277	No
258	GOM_NL_2PRFIN20110524_231823_000000393102_00418_48277_3511.N1	24-MAY-2011 23:18:23	Bright	38.500	67	5Alp CrB	2.2210	11000.	77	48277	No
259	GOM_NL_2PRFIN20110524_232138_000000503102_00418_48277_3512.N1	24-MAY-2011 23:21:38	Bright	49.500	133	40Zet Her	2.8070	6000.0	99	48277	No
260	GOM_NL_2PRFIN20110524_232909_000000433102_00418_48277_3513.N1	24-MAY-2011 23:29:09	Bright	42.500	119	14Eta Dra	2.7270	4700.0	85	48277	No
261	GOM_NL_2PRFIN20110524_233952_000000463102_00418_48277_3514.N1	24-MAY-2011 23:39:52	Bright	46.000	89	5Alp Cep	2.4510	8000.0	92	48277	No
262	GOM_NL_2PRFIN20110524_234420_000000493102_00418_48277_3515.N1	24-MAY-2011 23:44:20	Bright	48.500	74	11Bet Cas	2.2680	6600.0	97	48277	No
263	GOM_NL_2PRFIN20110524_235407_000000503102_00418_48277_3516.N1	24-MAY-2011 23:54:07	Twilight	50.000	58	21Alp And	2.0730	11000.	100	48277	No
264	GOM_NL_2PRFIN20110524_235839_000000463102_00418_48277_3517.N1	24-MAY-2011 23:58:39	Dark	46.000	140	88Gam Peg	2.8340	26000.	92	48277	No

### *3. Quality information per product*

In this section it is plotted some information contained in the Quality Summary data set of the level 2 products. Only products in dark limb conditions and without errors (error flag in the MPH set to "0") are used.

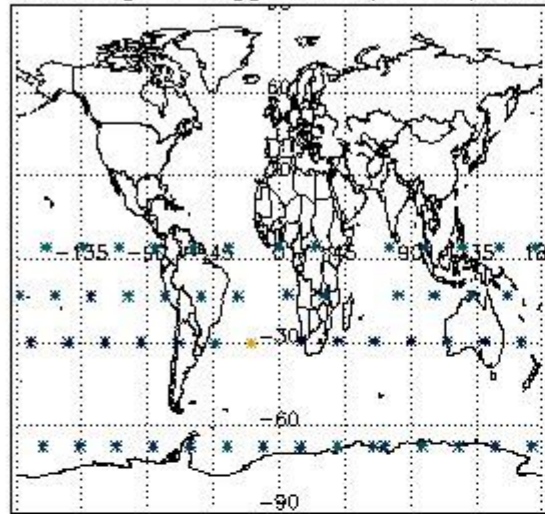
#### *3.1 Plot quality information per product (time dependant)*



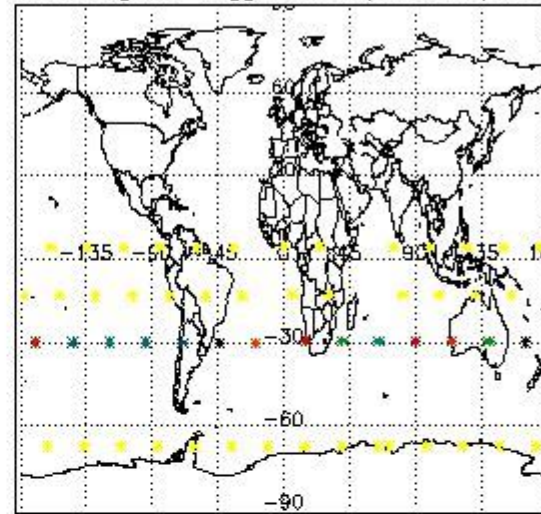


3.2 Plot quality information per product (world map)

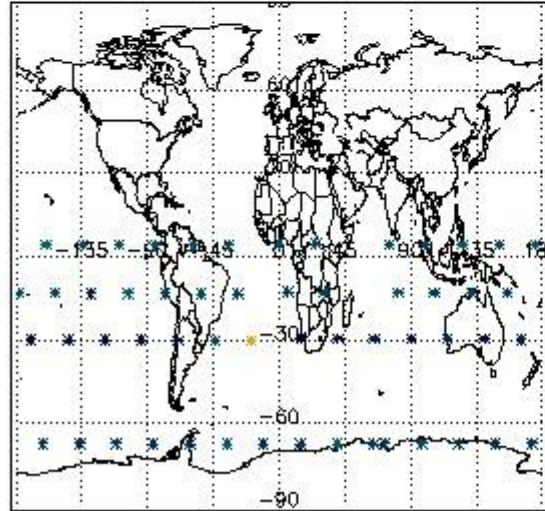
Percentage of flagged data per O3 profile



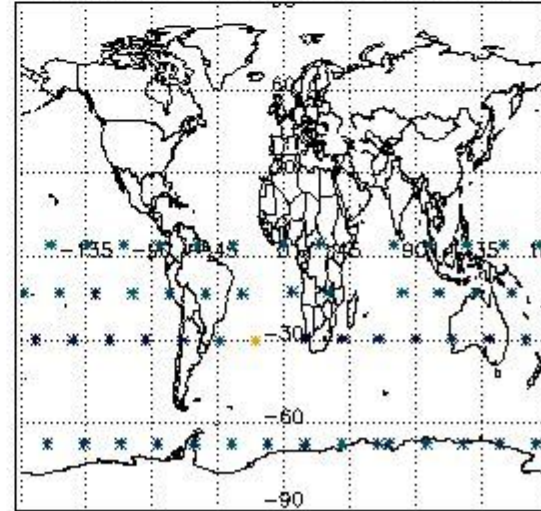
Percentage of flagged data per H2O profile



Percentage of flagged data per NO2 profile



Percentage of flagged data per NO3 profile

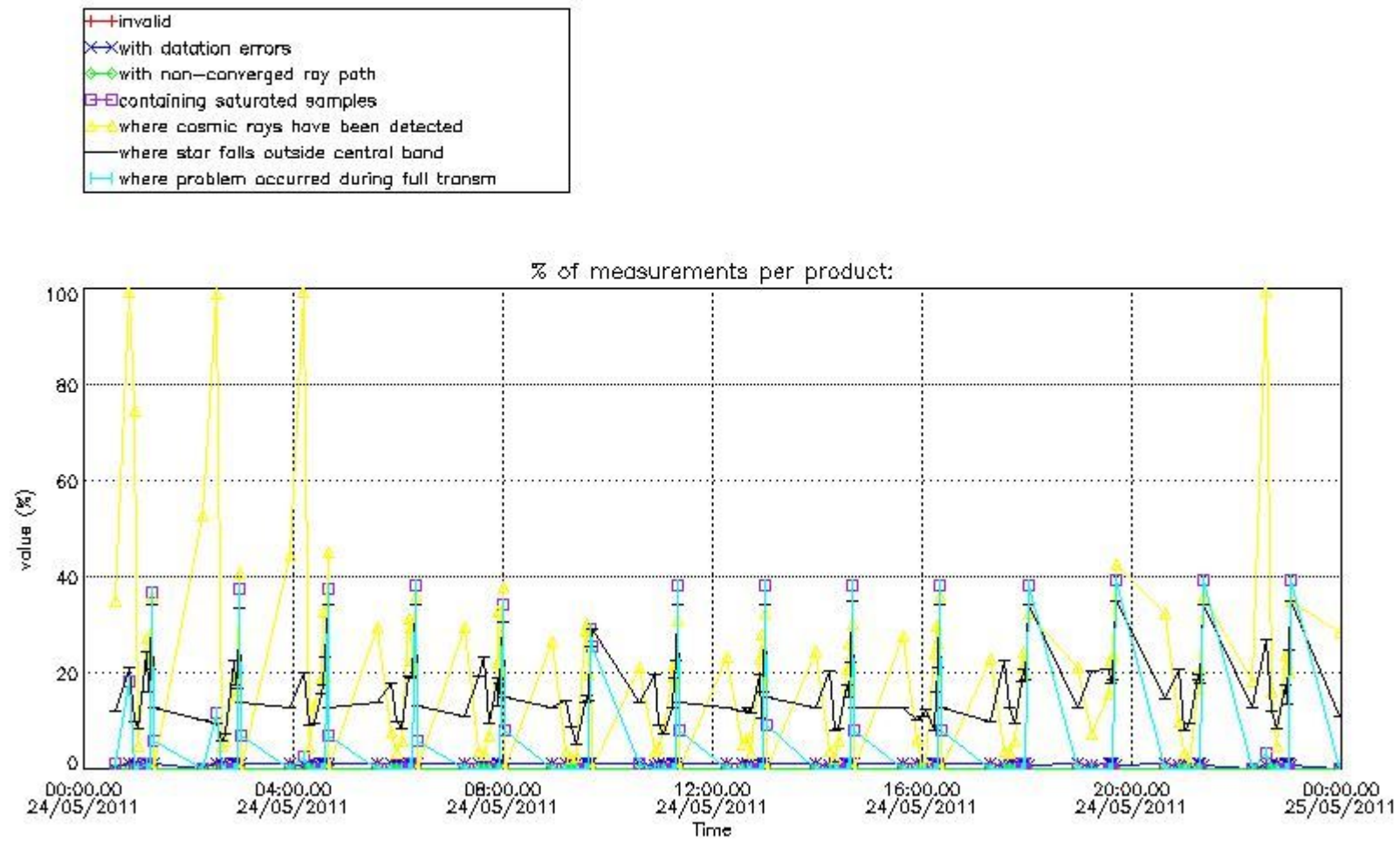


#### 4. Level 1 quality information per product

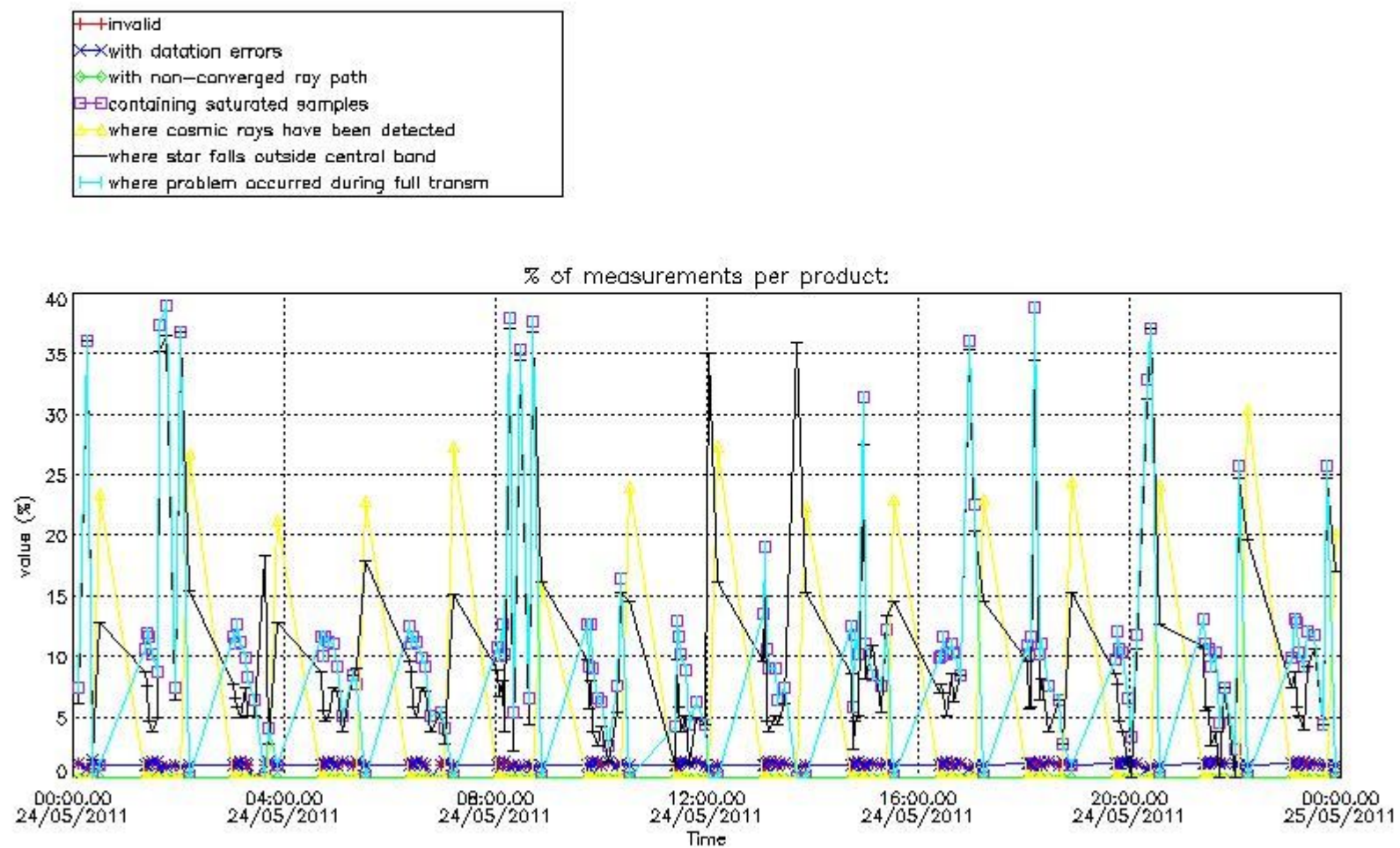
In this section it is plotted some information contained in the Quality Summary data set of the level 2 products that comes from the level 1b processing. Products without errors (error flag in the MPH set to "0") are used.

##### 4.1 Plot quality information per product (time dependant) coming from level 1b processing

###### 4.1.1 Plot level 1 quality information per product (time dependant): ENVISAT ASCENDING passes

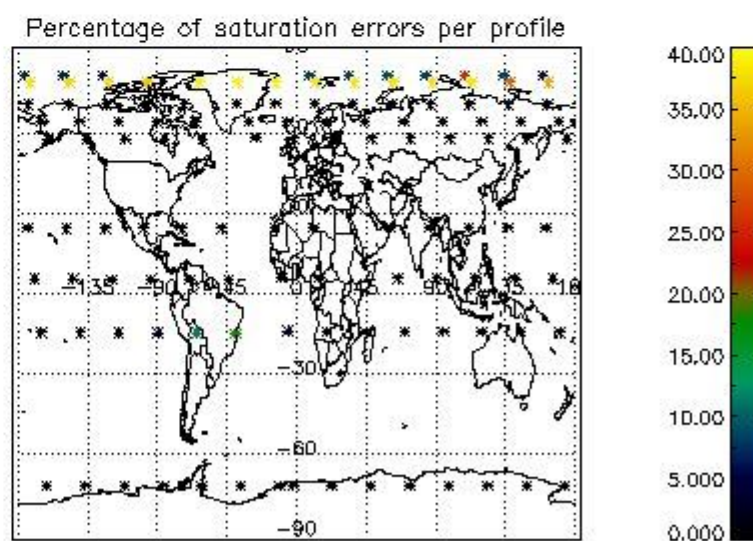
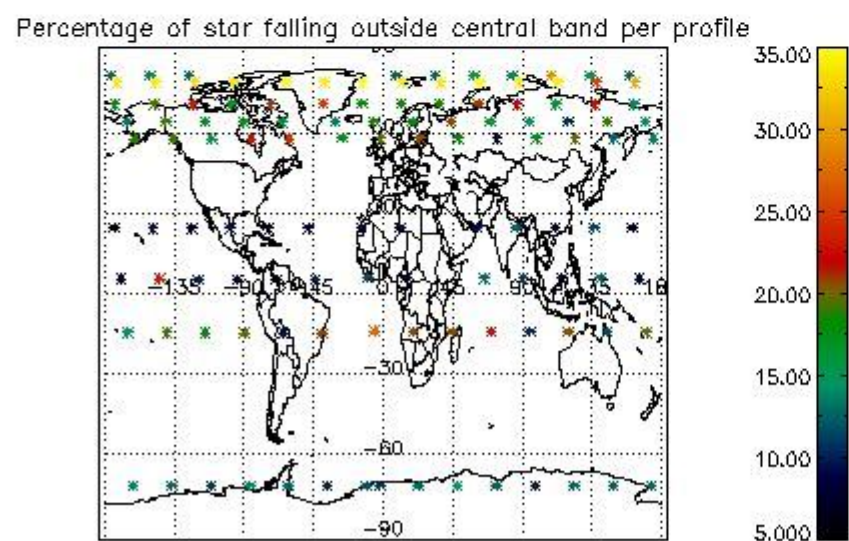
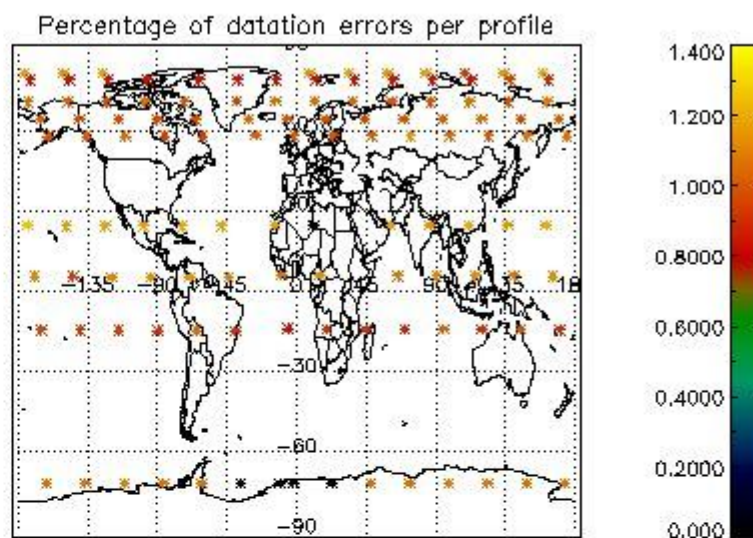
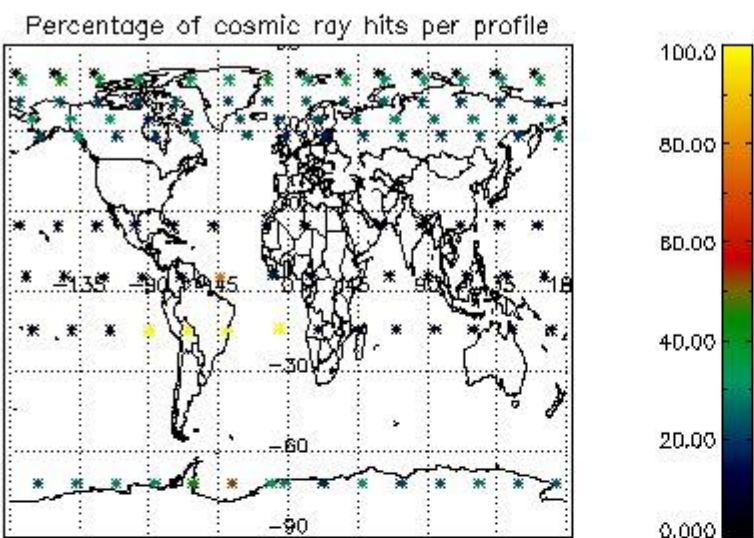


4.1.2 Plot level 1 quality information per product (time dependant): ENVI SAT DESCENDING passes

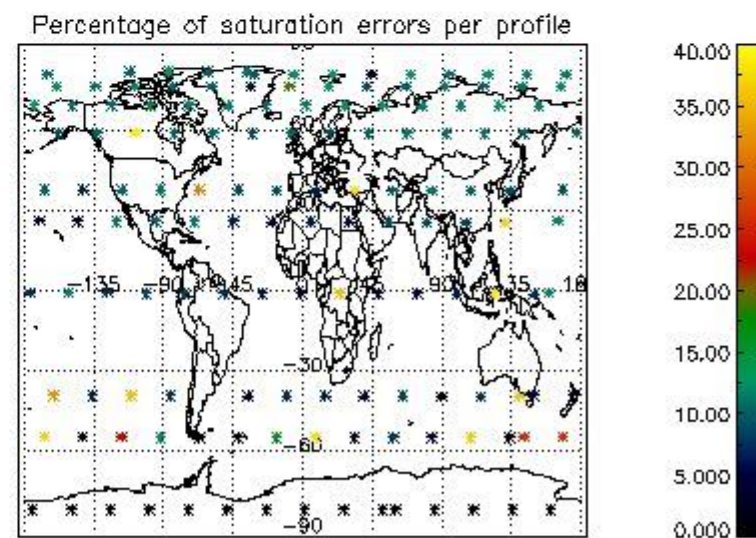
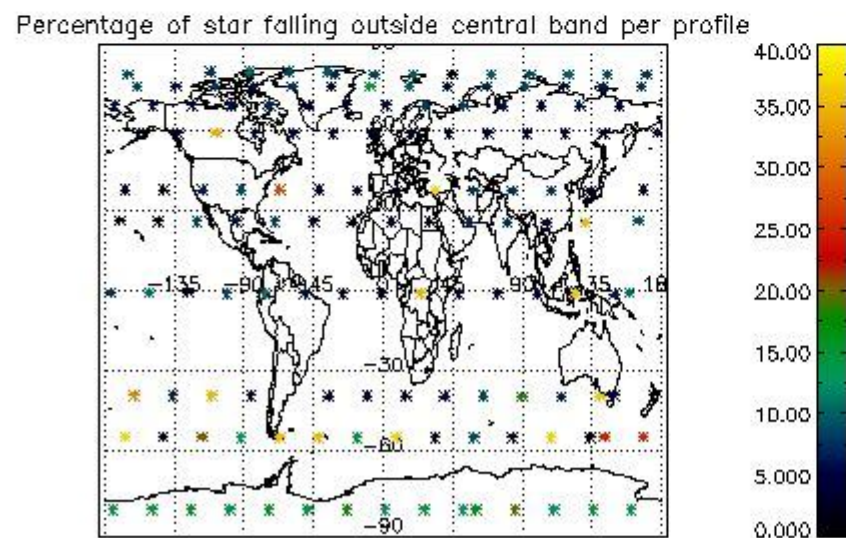
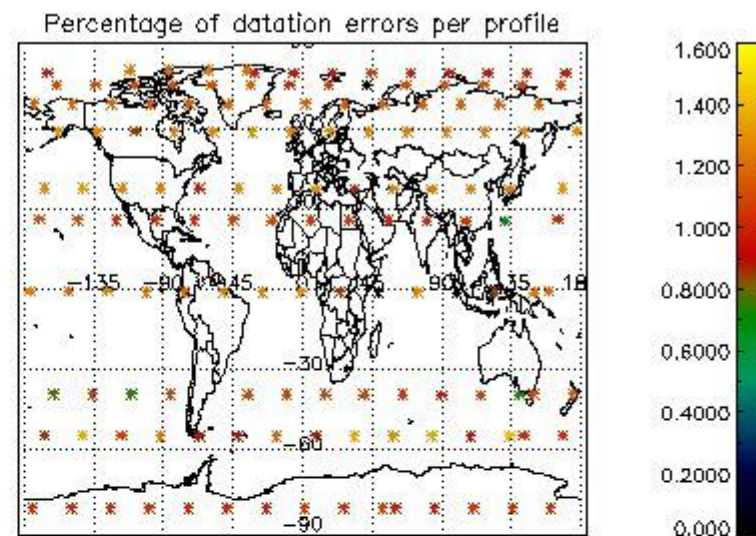
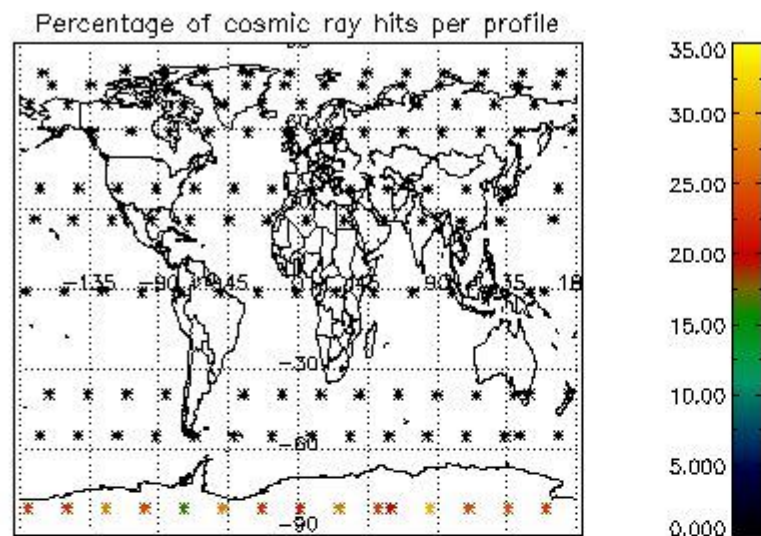


4.2 Plot quality information per product coming from level 1b processing (world map)

4.2.1 Plot level 1 quality information per product (world map): ENVISAT ASCENDING passes



4.2.2 Plot level 1 quality information per product (world map): ENVISAT DESCENDING passes



## 5. Trace gas profiles

### 5.1 Ozone statistics based on quality of products

The final quality of the products can be "measured" using the STD (Standard Deviation) attached to every point profile. This information is written to the parameter GOM\_NL\_\_2P/NL\_LOCAL\_SPECIES\_DENSITY/o3\_std of the level 2 products. The table below shows the statistics for given STD ranges.

The statistics are given with respect to the overall valid production:

- Products without fatal errors: GOM\_NL\_\_2P/MPH/PRODUCT\_ERR=0
- Valid point profile: GOM\_NL\_\_2P/NL\_LOCAL\_SPECIES\_DENSITY/pcd(0)=0

The 'Criteria' is applied to valid points of dark limb products:

- Products in dark limb illumination condition: GOM\_NL\_\_2P/NL\_SUMMARY\_QUALITY/obs\_ill\_cond=0
- Products without fatal errors: GOM\_NL\_\_2P/MPH/PRODUCT\_ERR=0
- Valid point profile: GOM\_NL\_\_2P/NL\_LOCAL\_SPECIES\_DENSITY/pcd(0)=0

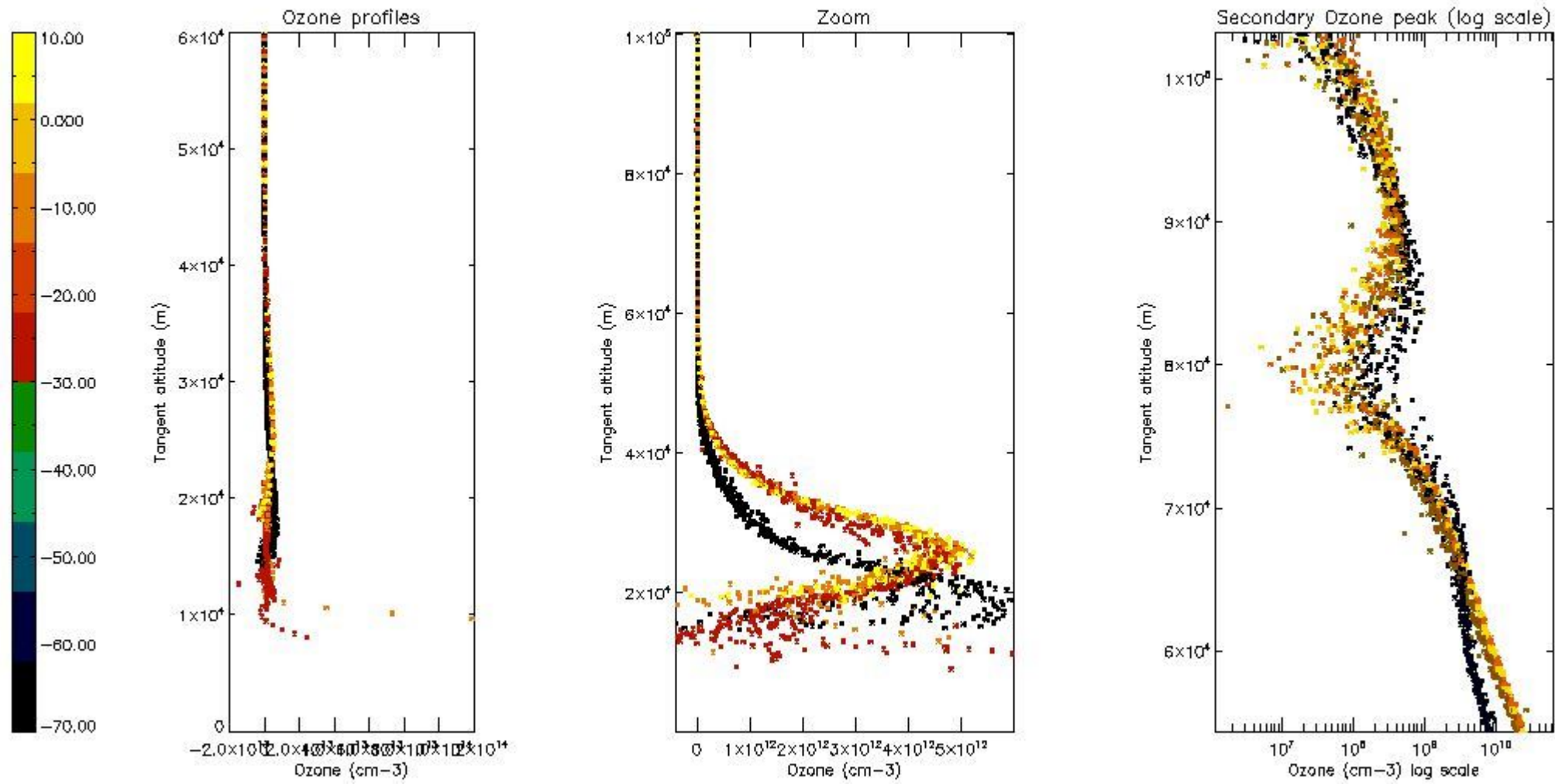
So, the table below shows the percentage of dark limb and valid observations for each criteria with respect to the overall valid daily observations.

Criteria	% of total production
All STD	21
STD < 20	14

STD < 10	11
STD < 5	9

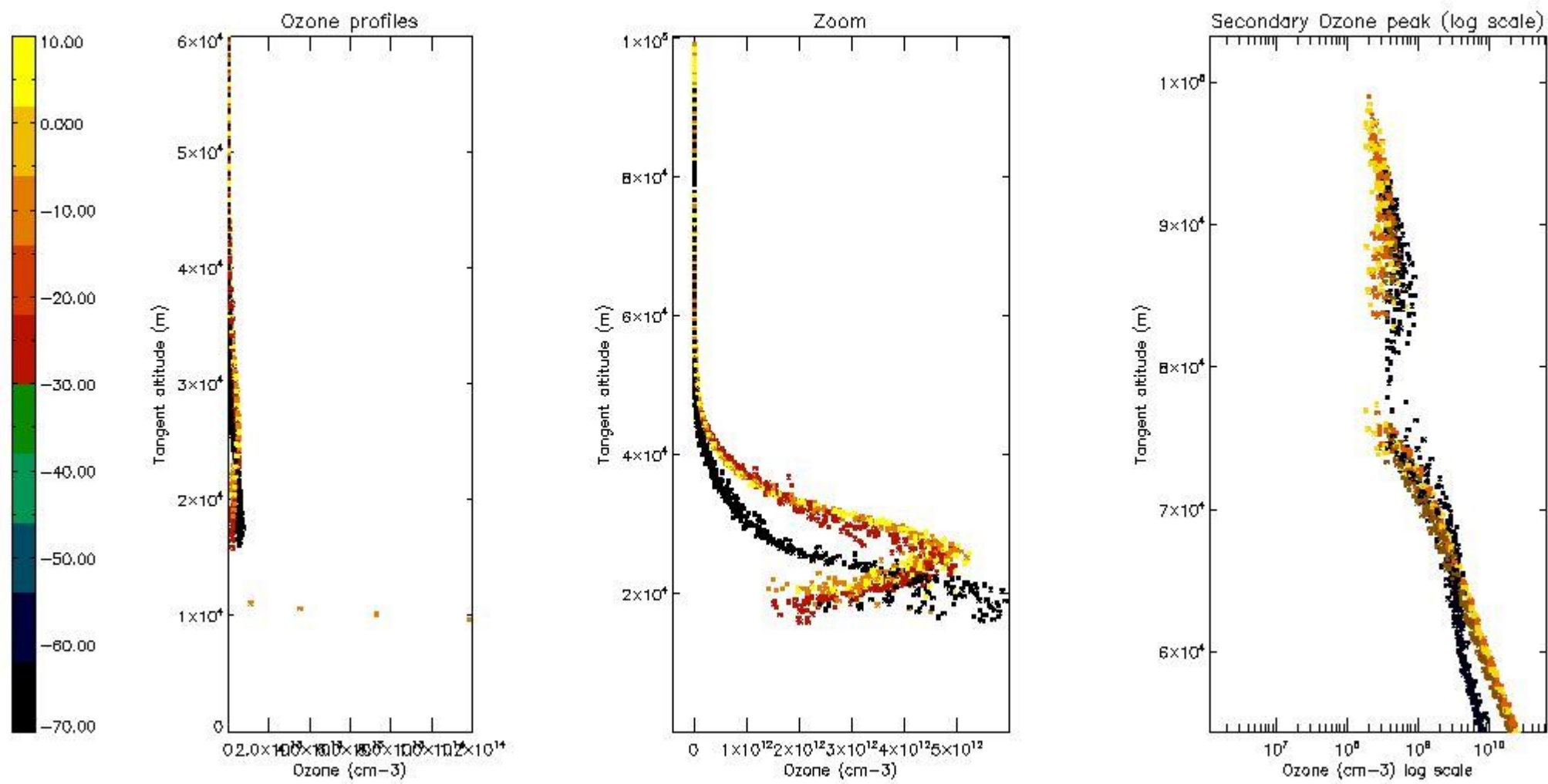
5.2 Plot ozone profiles for all STD (dark without errors)

The colorbar represents the latitude.



5.3 Plot ozone profiles where STD < 20% (dark without errors)

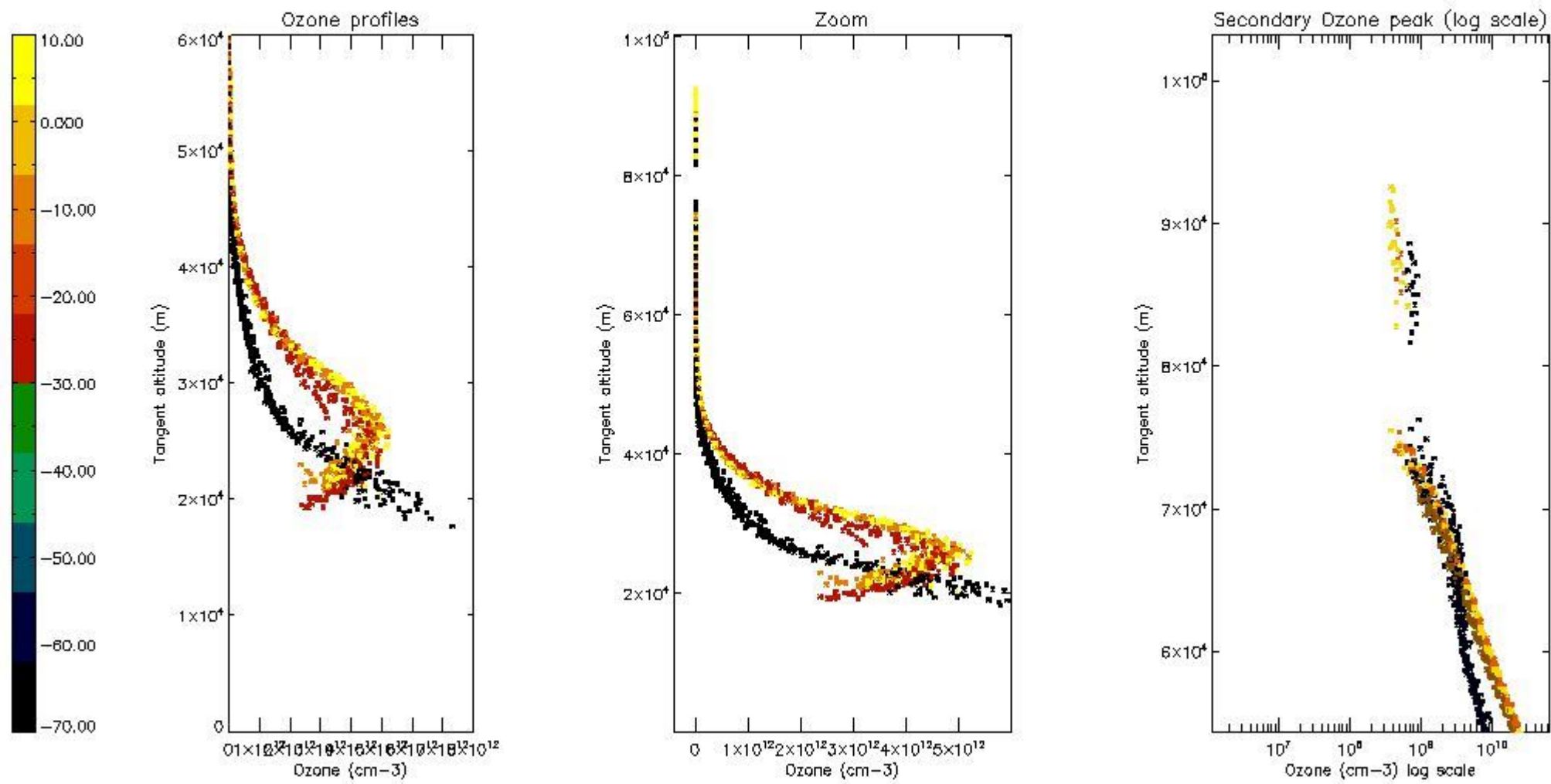
The colorbar represents the latitude.



5.4 Plot ozone profiles where  $STD < 10\%$  (dark without errors)

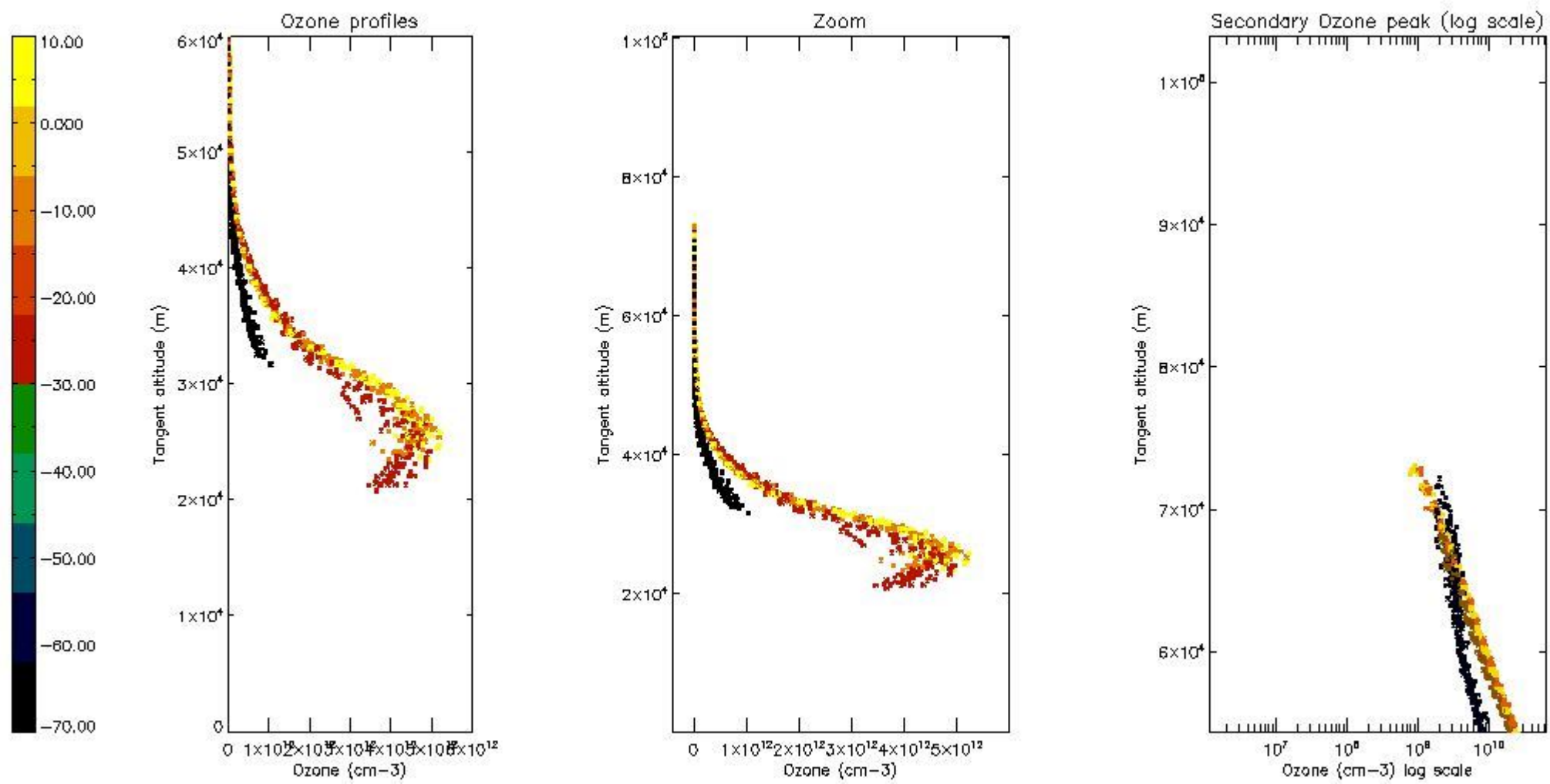
The colorbar represents the latitude.





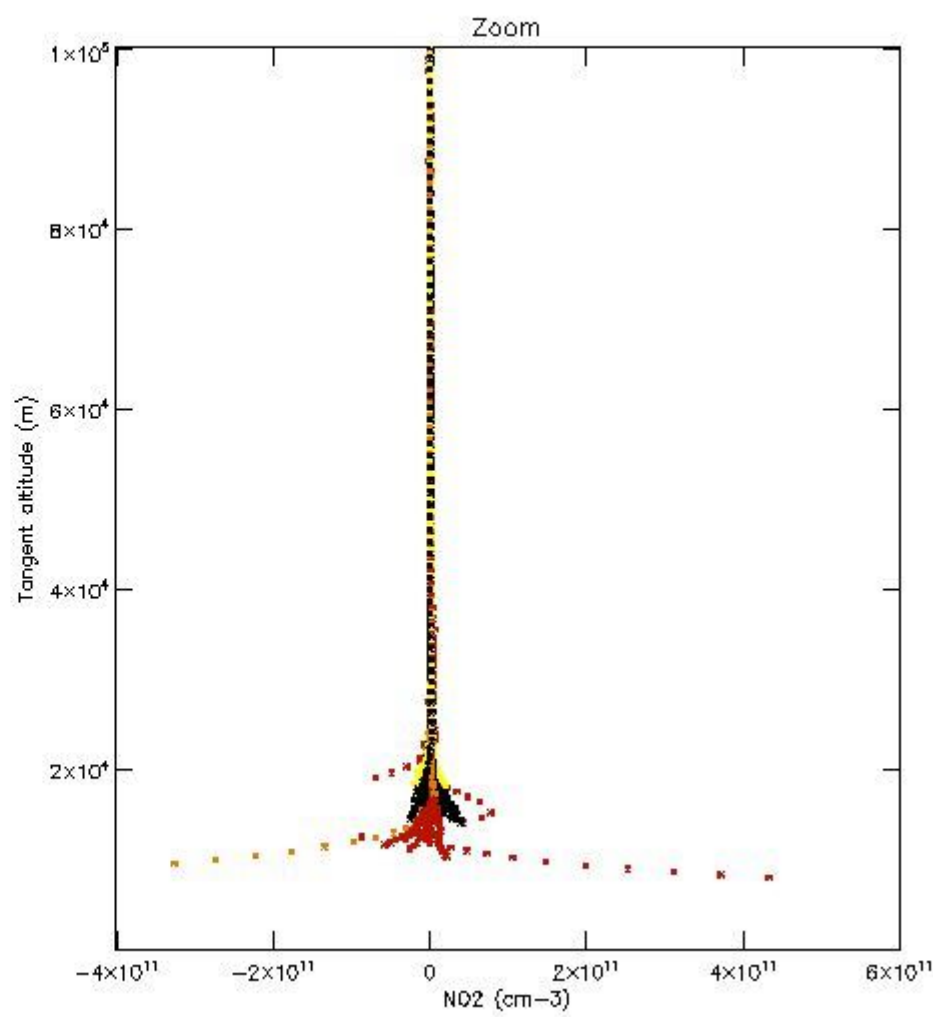
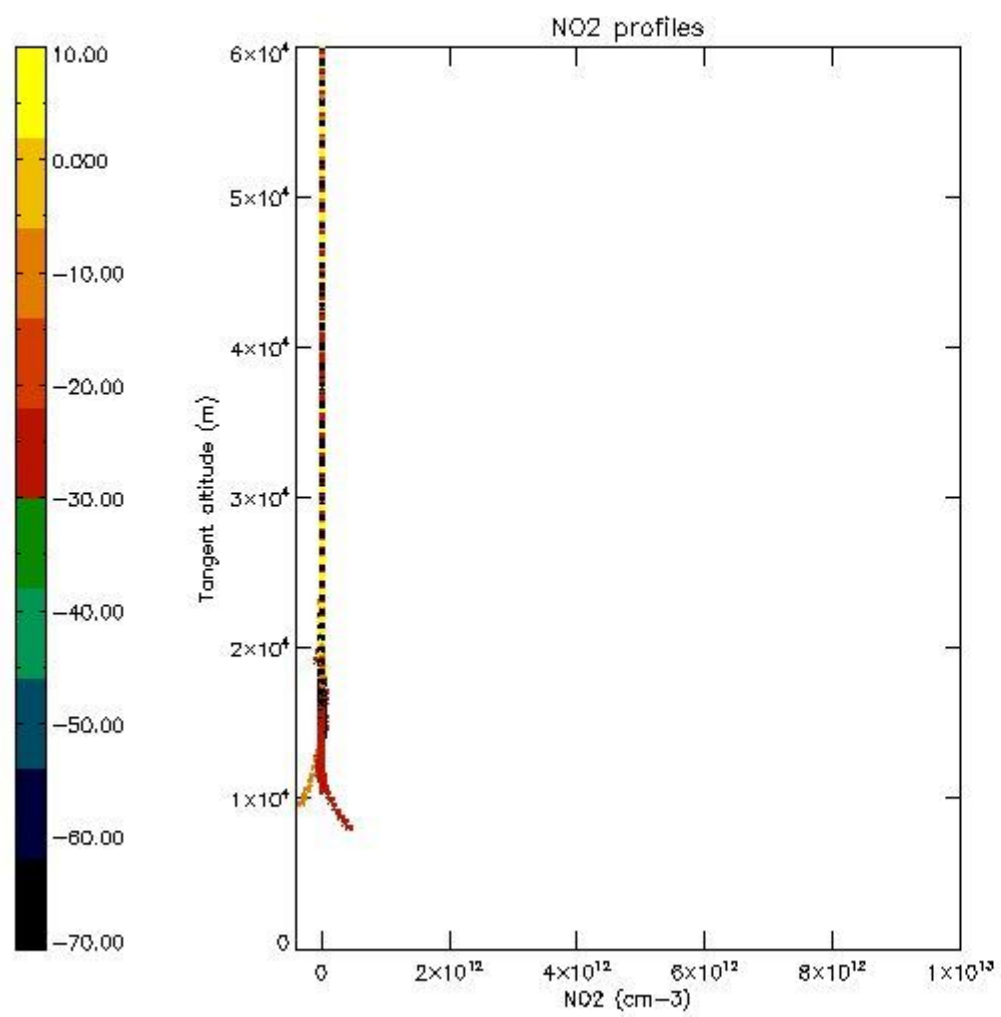
*5.5 Plot ozone profiles where  $STD < 5\%$  (dark without errors)*

The colorbar represents the latitude.



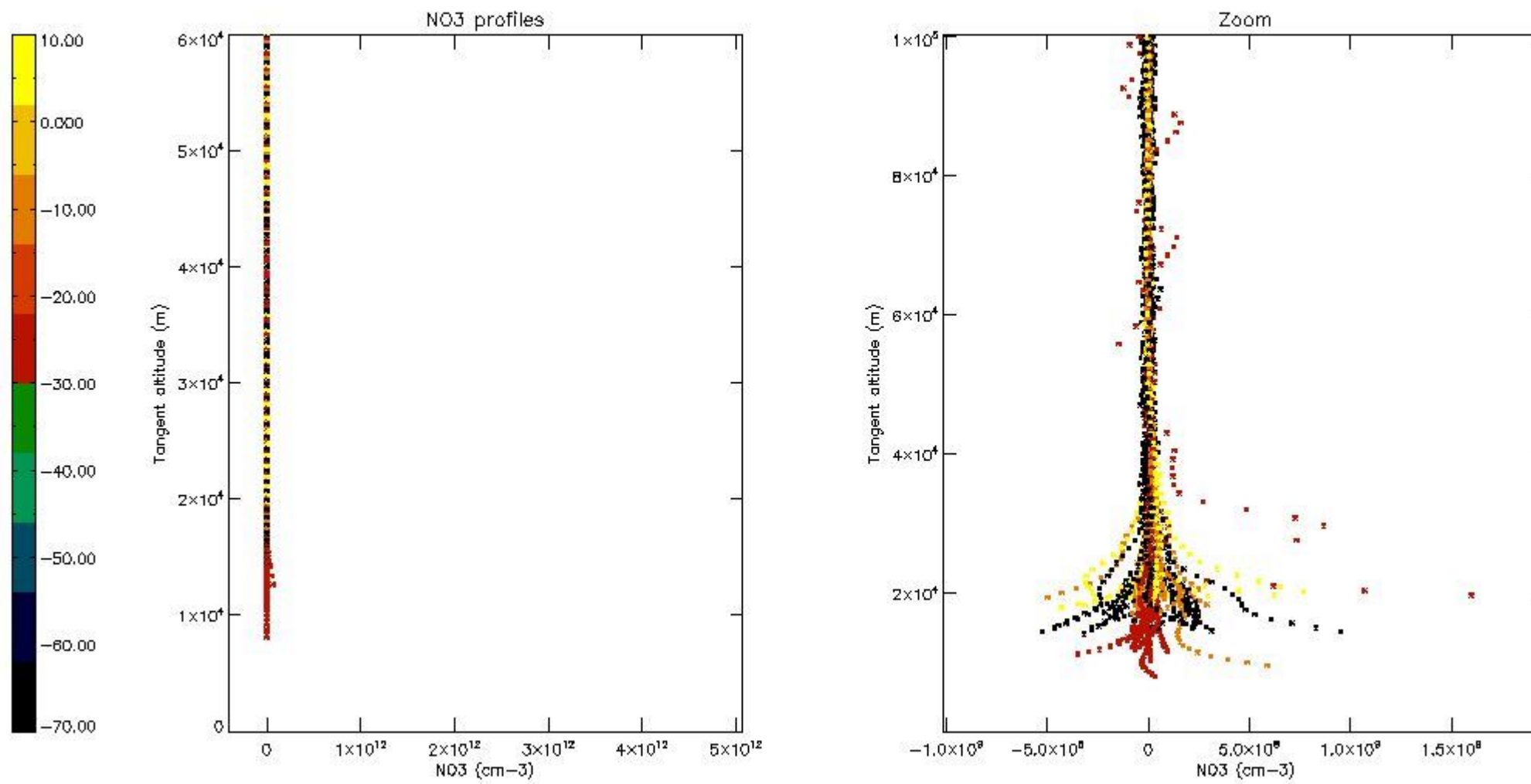
*5.6 Plot NO<sub>2</sub> profiles for all STD (dark without errors)*

The colorbar represents the latitude.



*5.7 Plot NO3 profiles for all STD (dark without errors)*

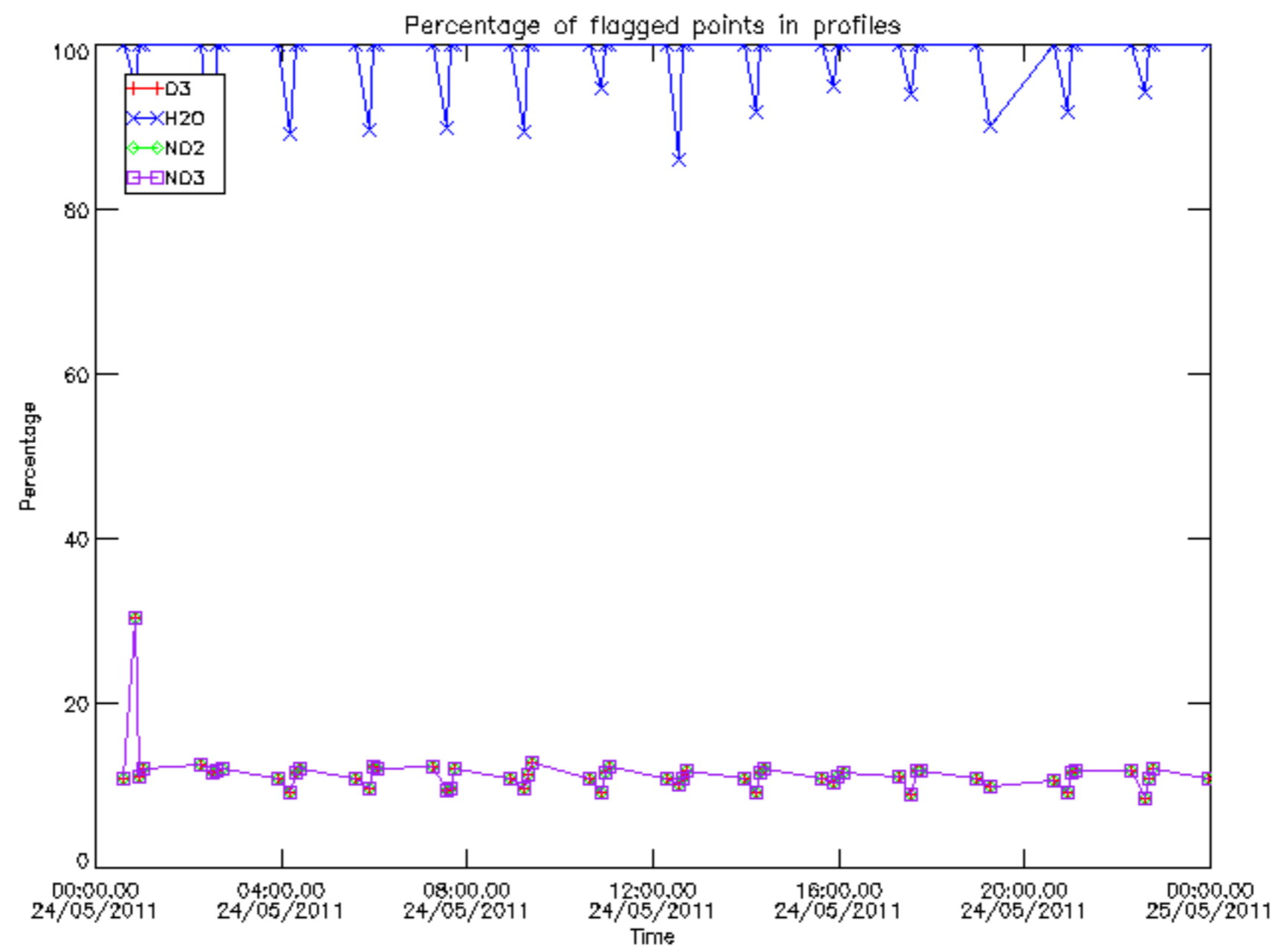
The colorbar represents the latitude.



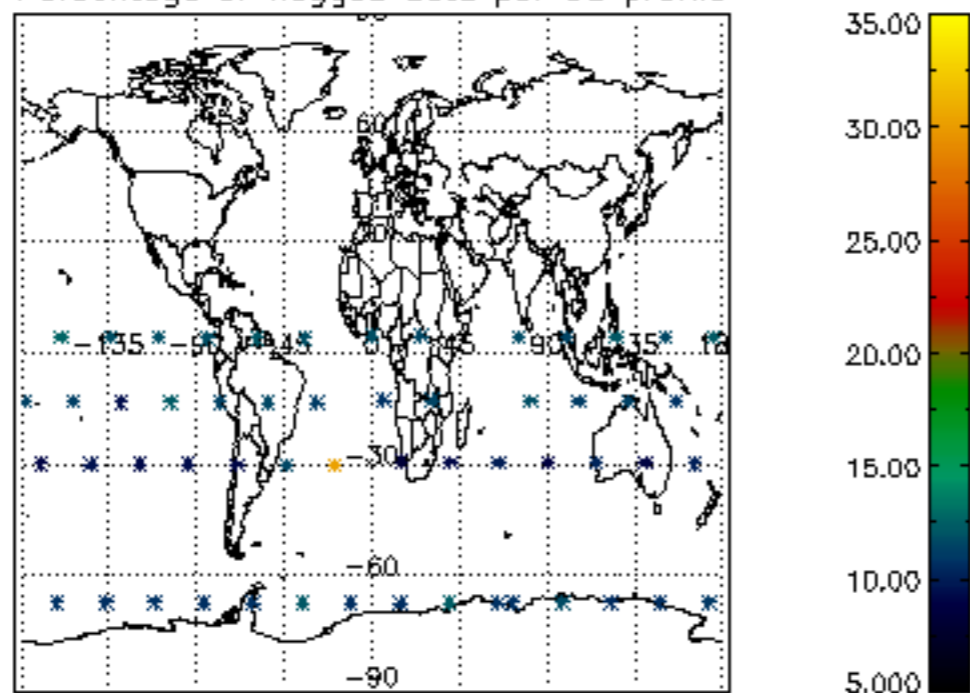
## 6. Auxiliary Data Files used for the production reported in section 2

The number reported in the third column indicates since which file (see list in section 2) the corresponding auxiliary file has been used. The fourth column is the date of those product files.

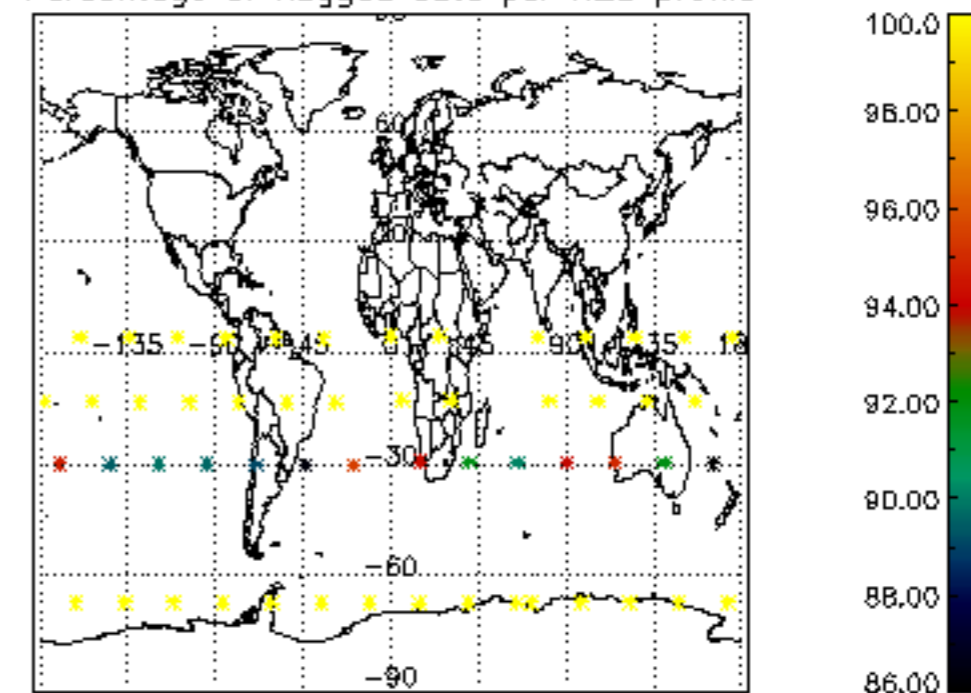
Type	Auxiliary Filename	Used since product	Used since product date
INST_PHYS_CHARACTERISTICS	GOM_INS_AXVIEC20091111_143220_20030716_120000_20500101_000000	1	24-MAY-2011 00:05:59
LEVEL-2_PROC_CONFIG	GOM_PR2_AXVIEC20091111_152718_20020301_000000_20500101_000000	1	24-MAY-2011 00:05:59
CROSS_SECTIONS_FILE	GOM_CRS_AXVIEC20091111_154832_20020301_000000_20500101_000000	1	24-MAY-2011 00:05:59



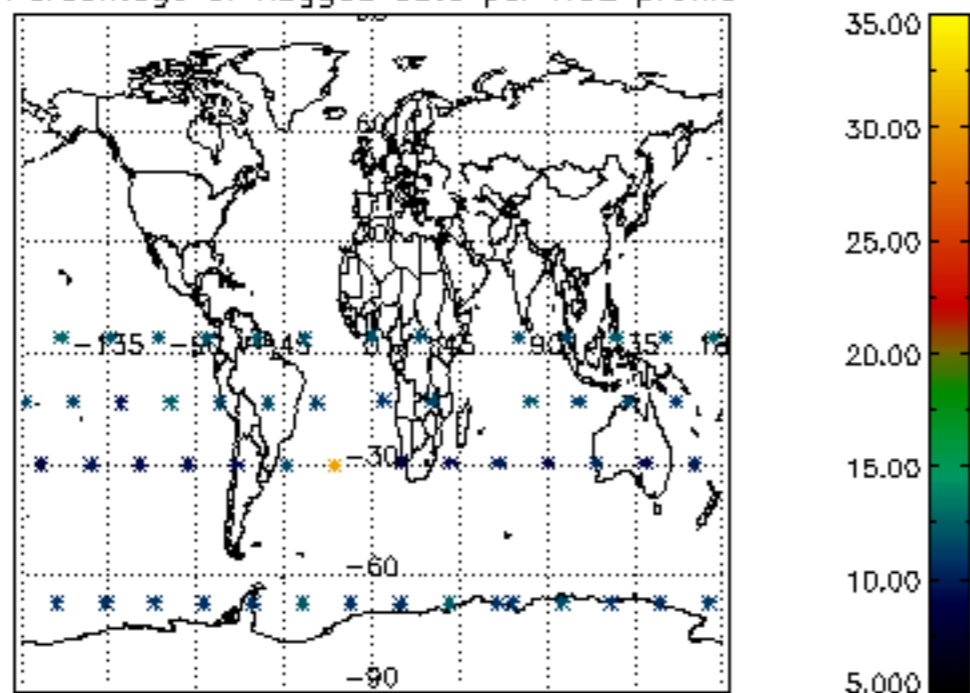
Percentage of flagged data per D3 profile



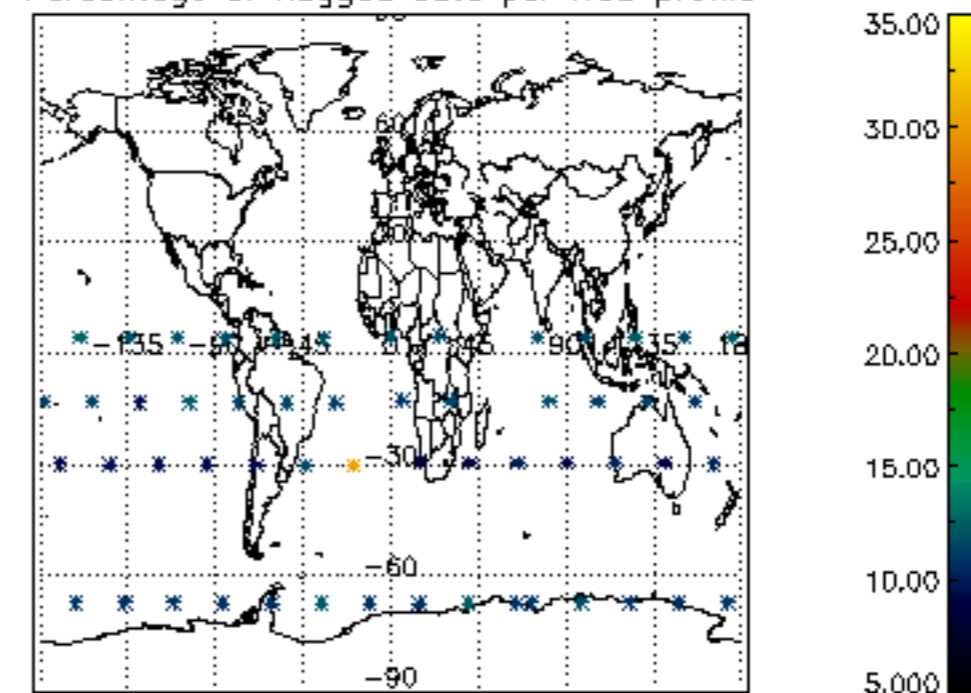
Percentage of flagged data per H2O profile

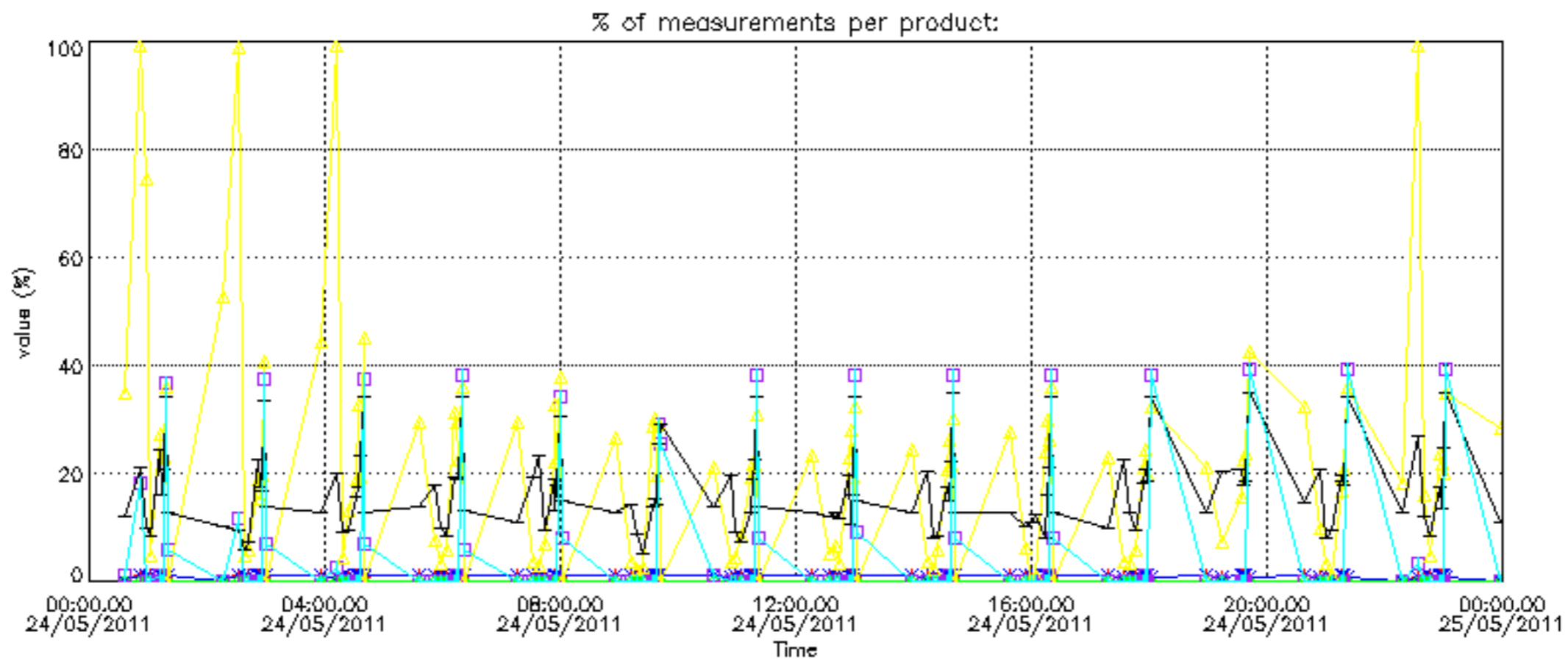


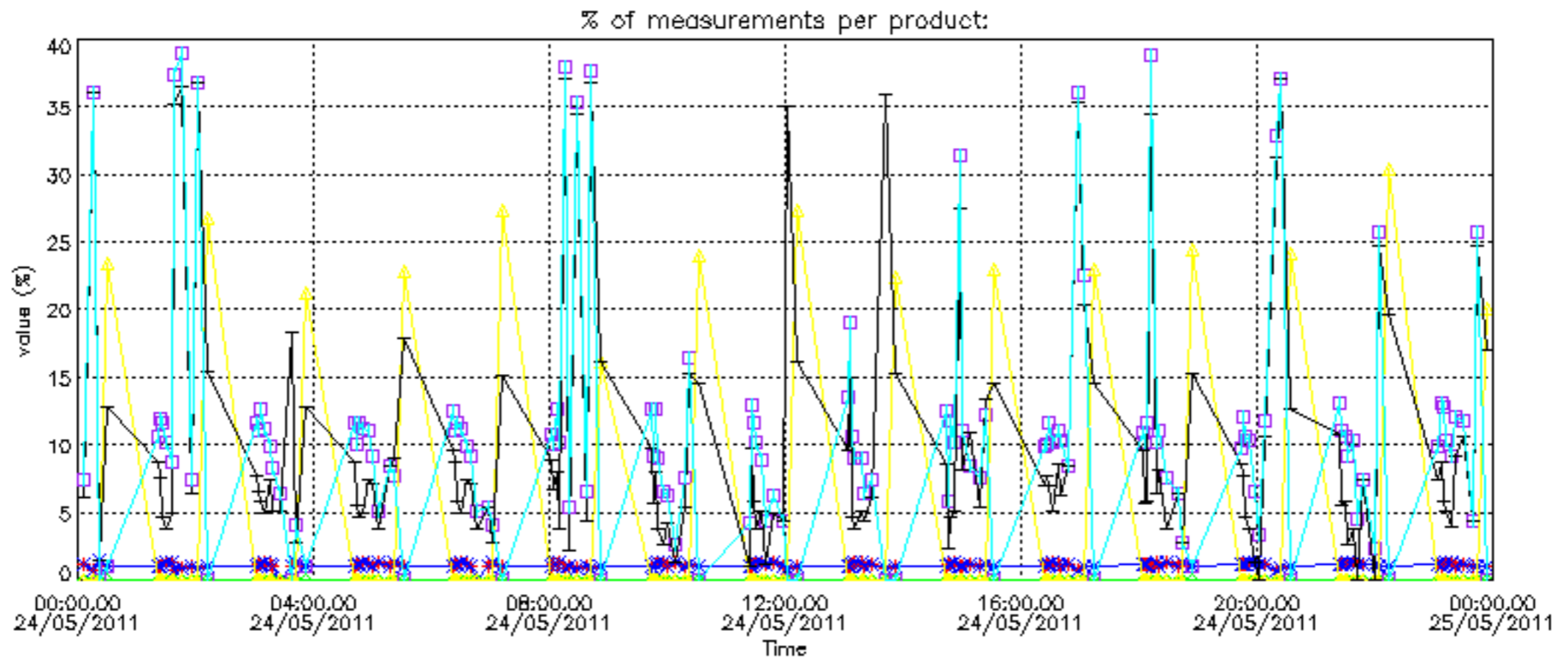
Percentage of flagged data per NO2 profile



Percentage of flagged data per NO3 profile

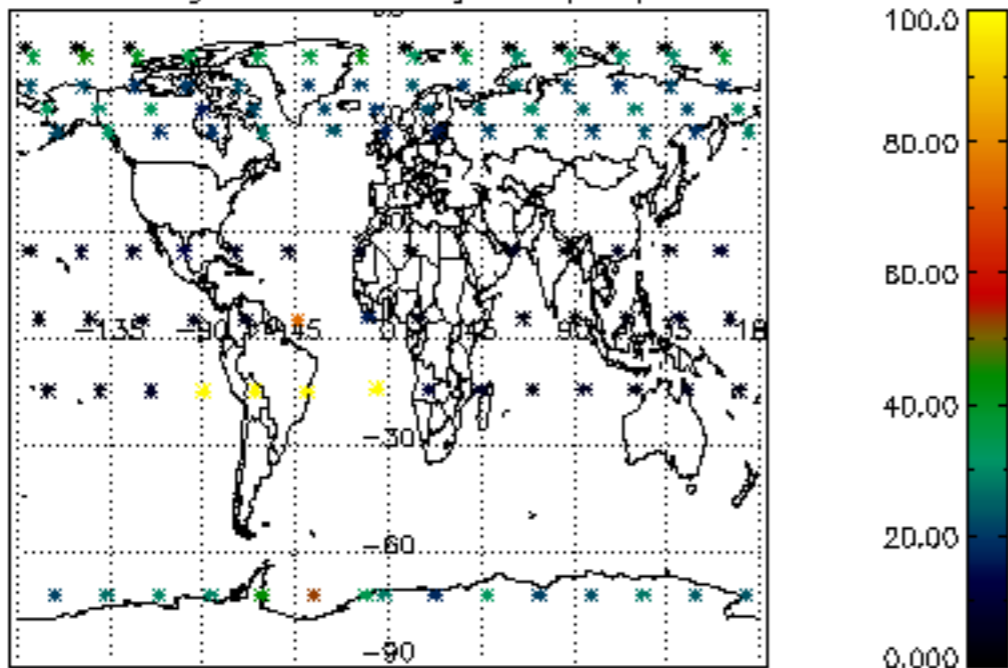




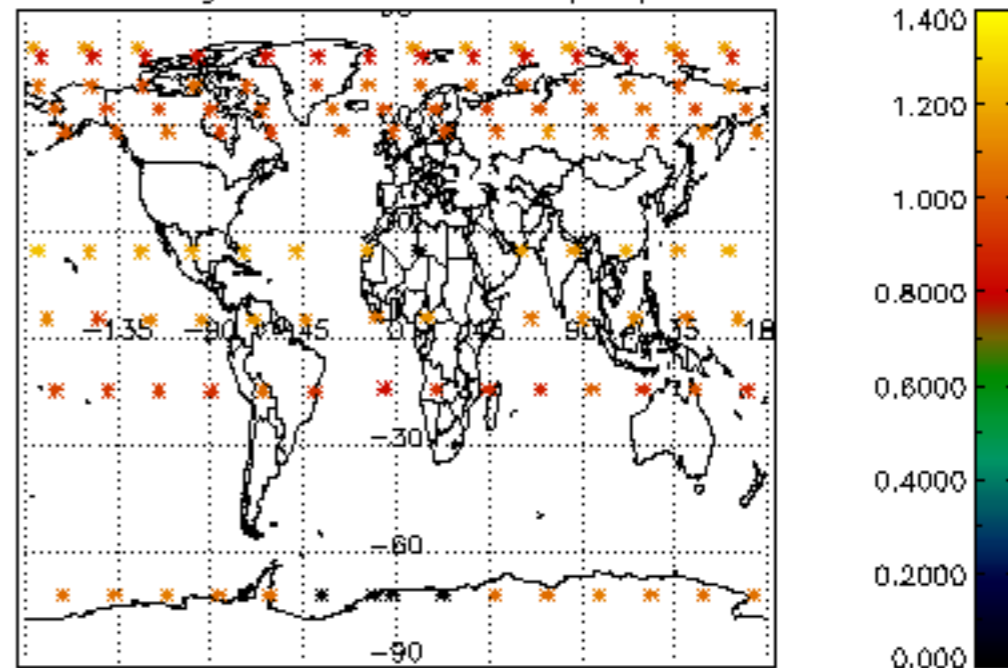




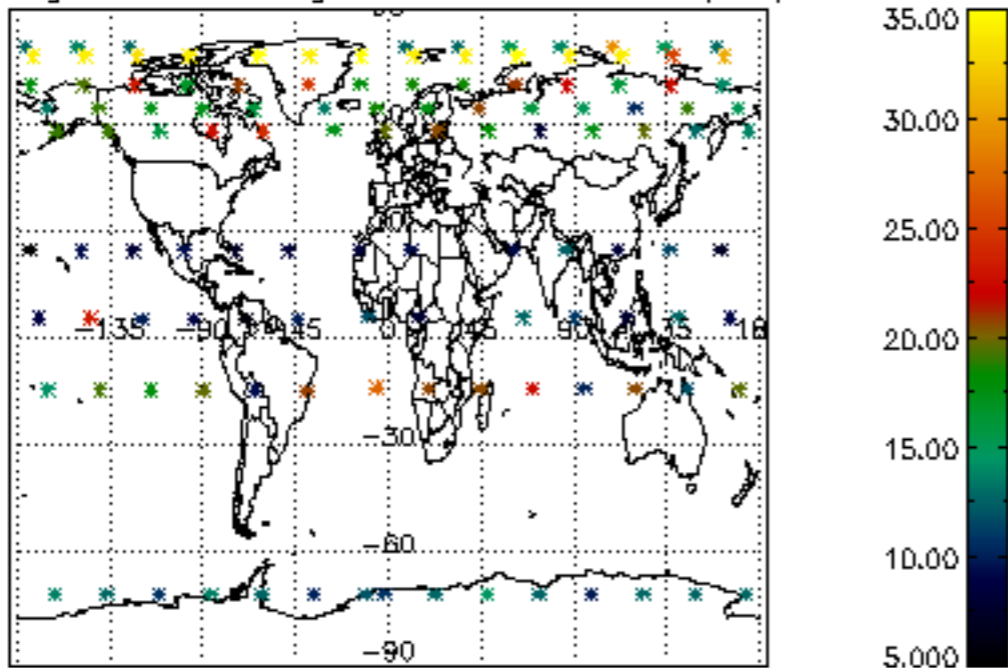
Percentage of cosmic ray hits per profile



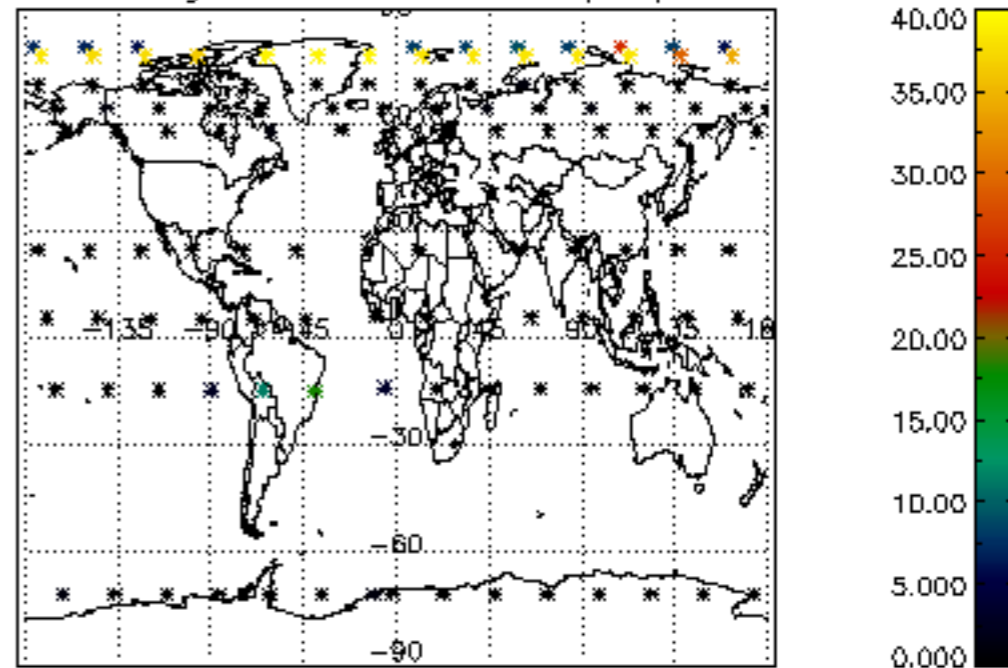
Percentage of datation errors per profile



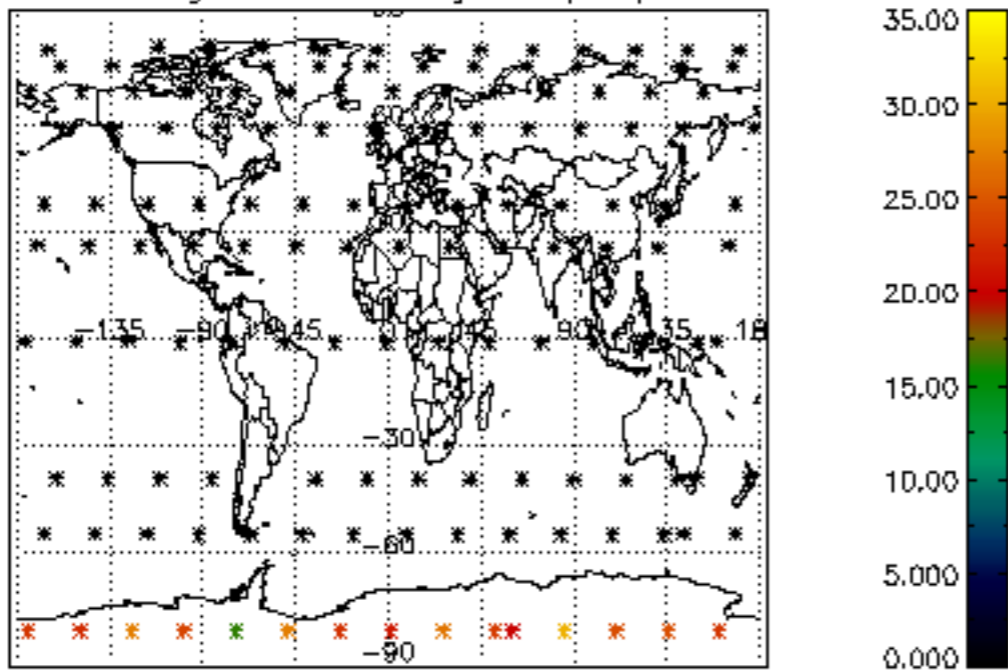
Percentage of star falling outside central band per profile



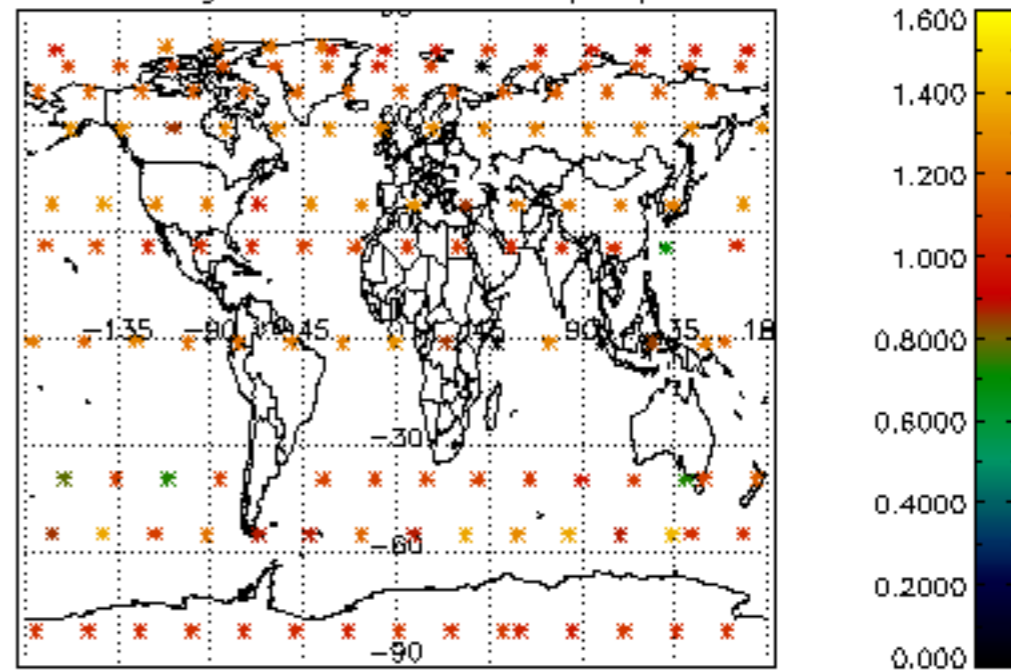
Percentage of saturation errors per profile



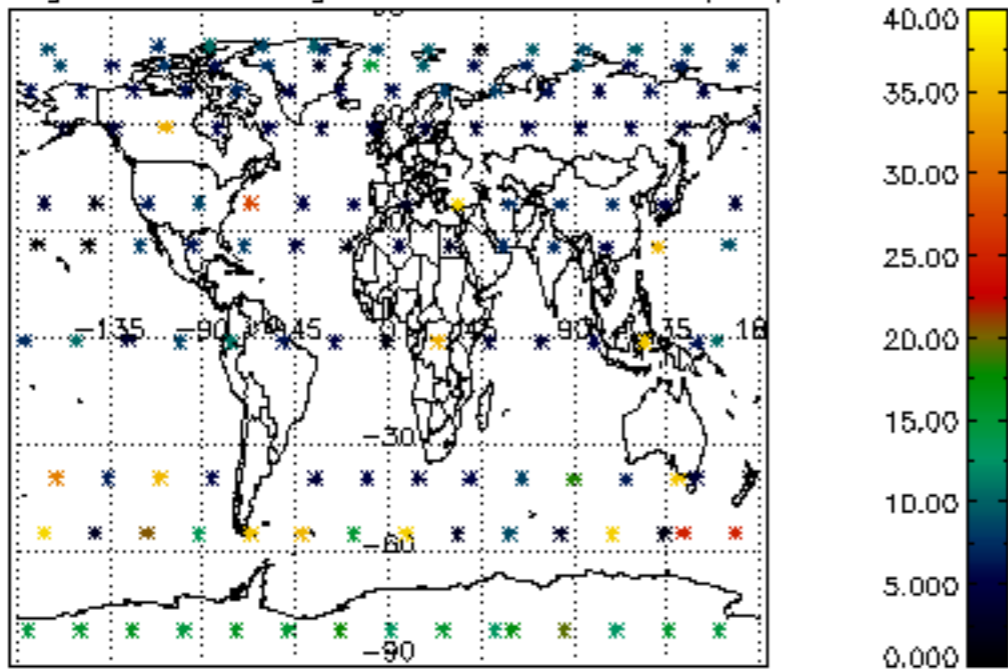
Percentage of cosmic ray hits per profile



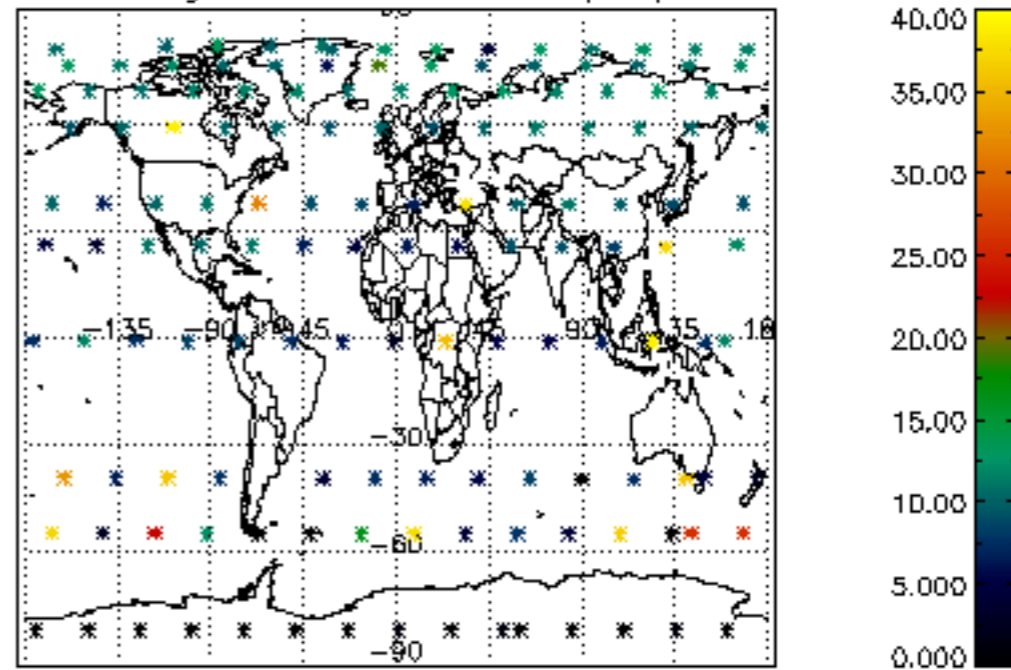
Percentage of datation errors per profile

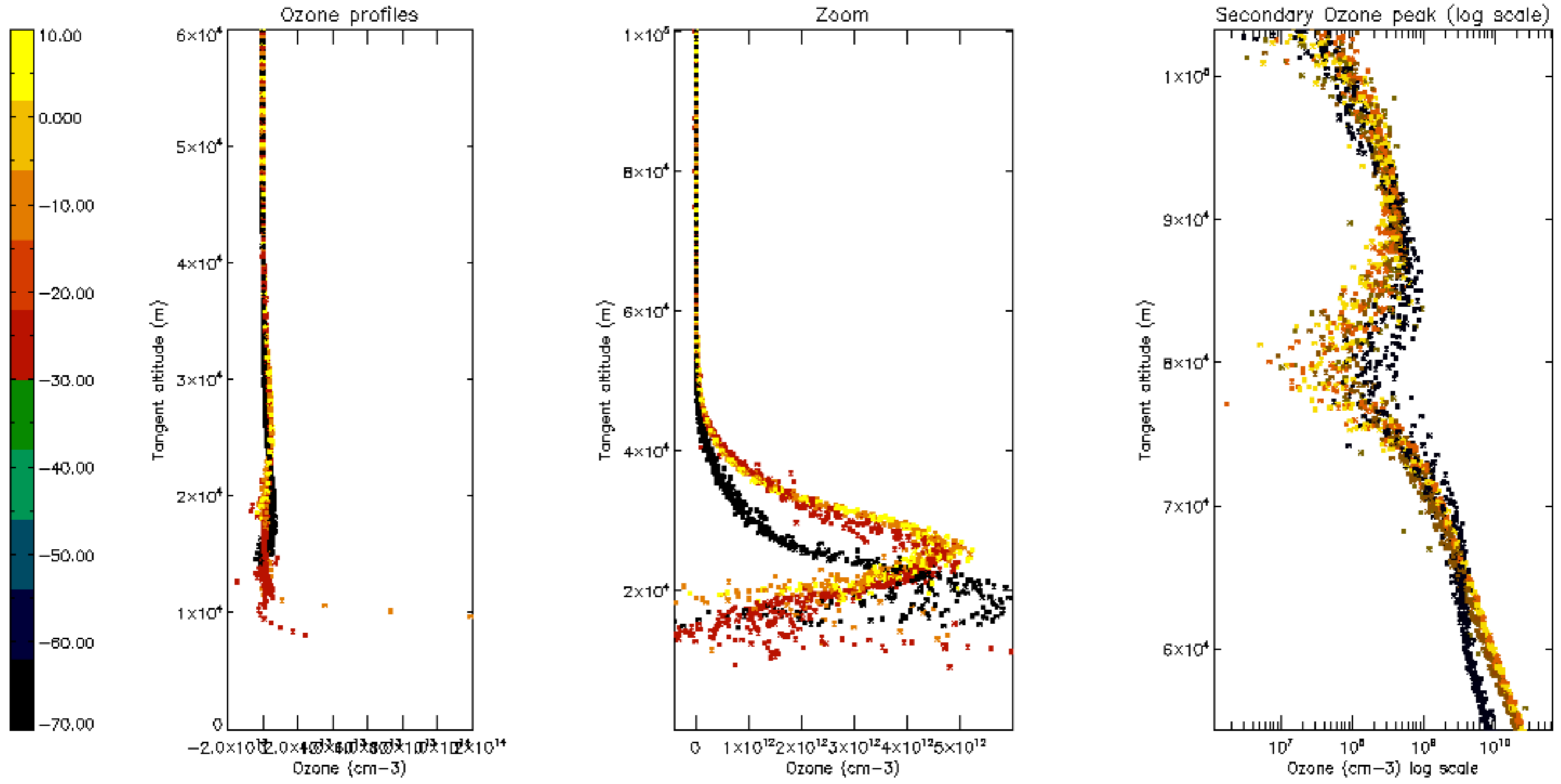


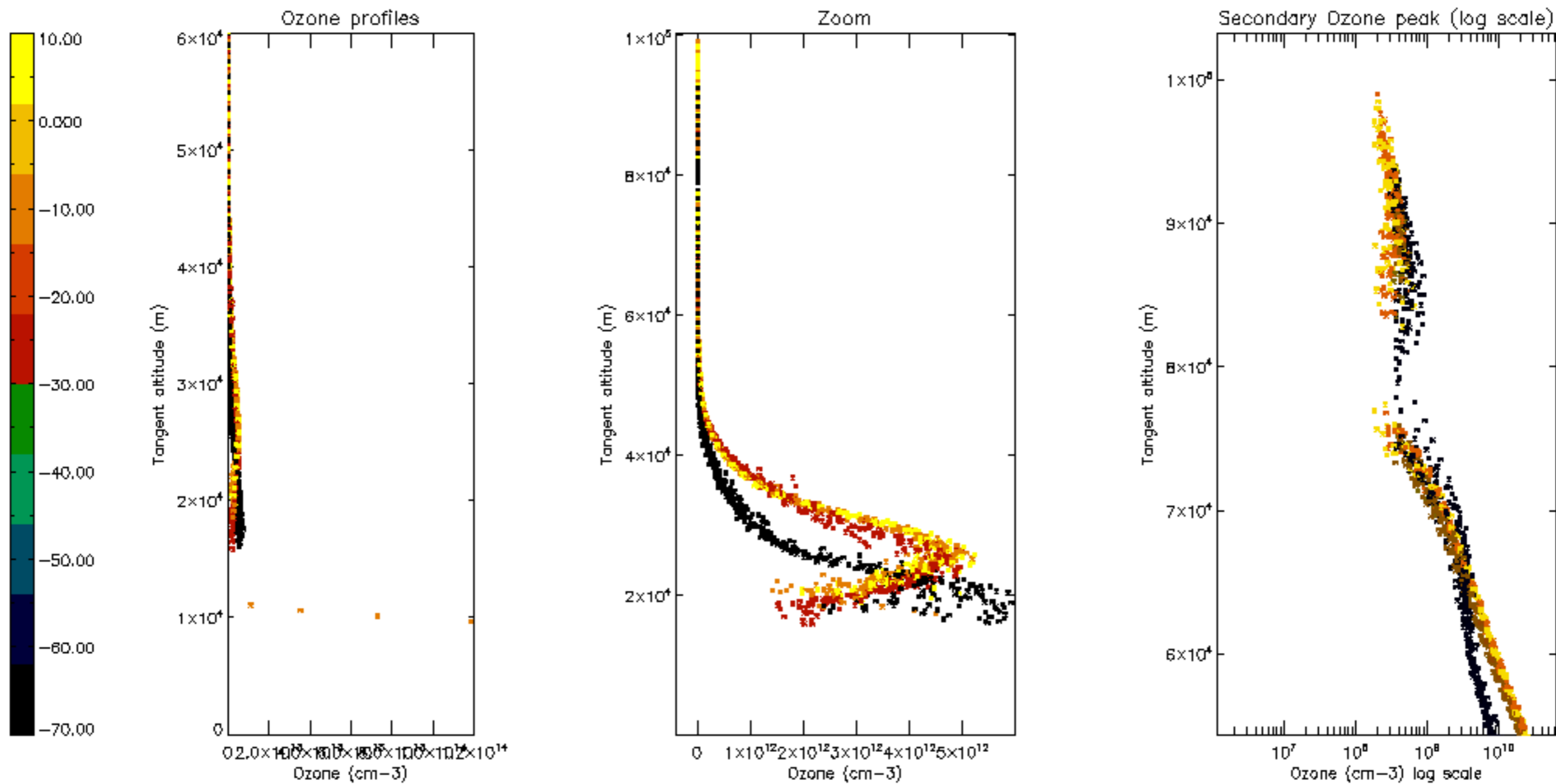
Percentage of star falling outside central band per profile

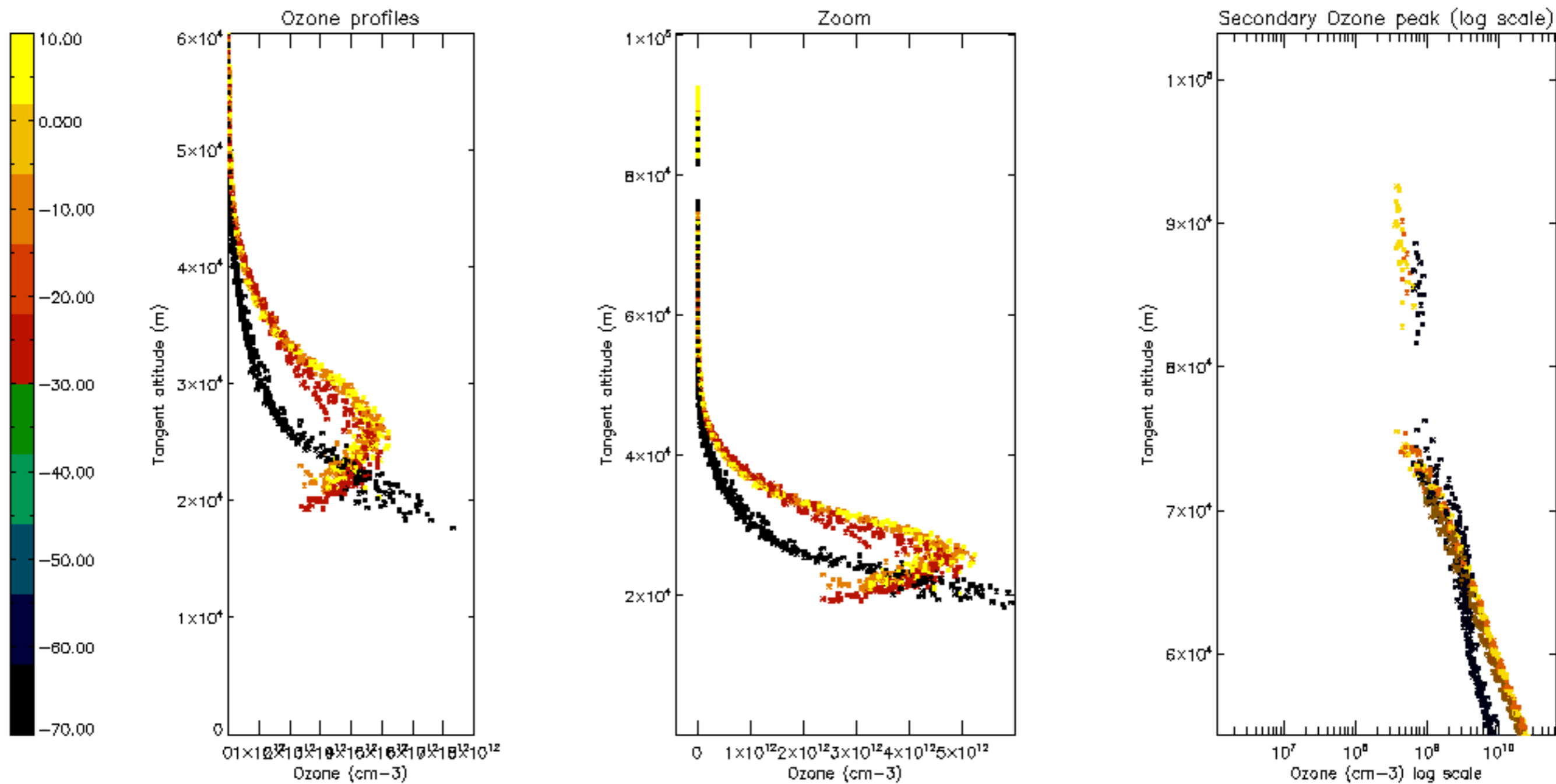


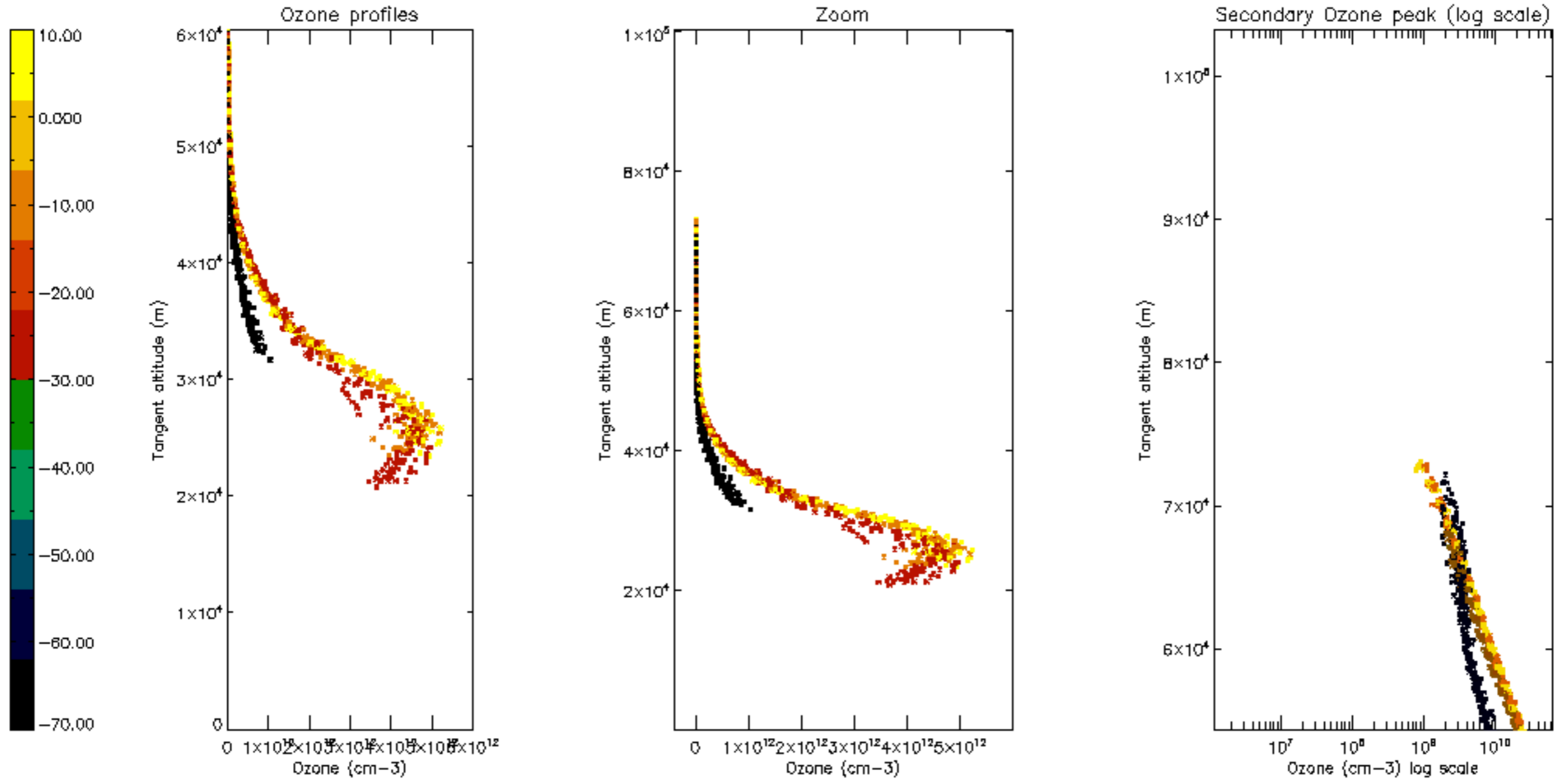
Percentage of saturation errors per profile

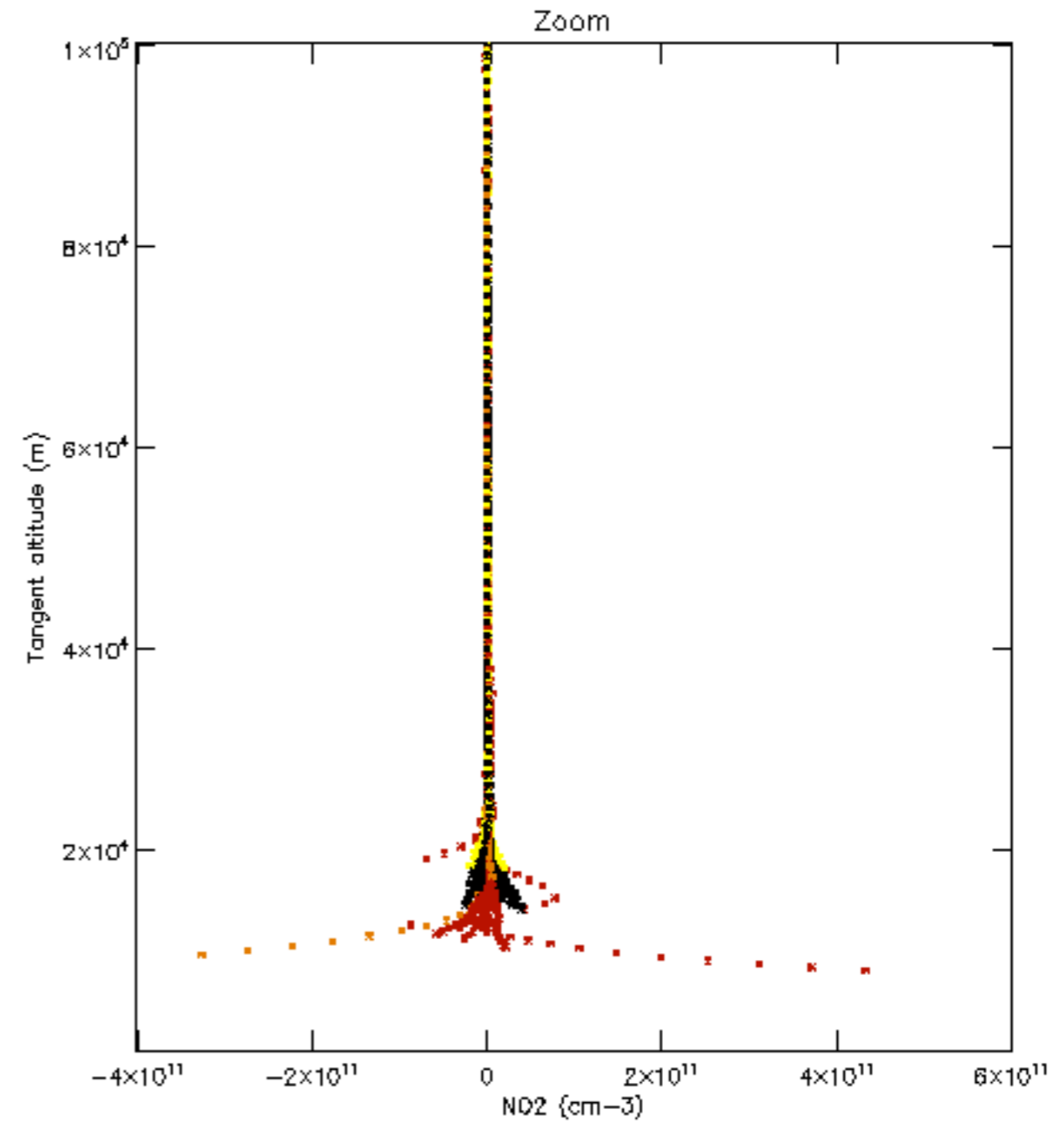
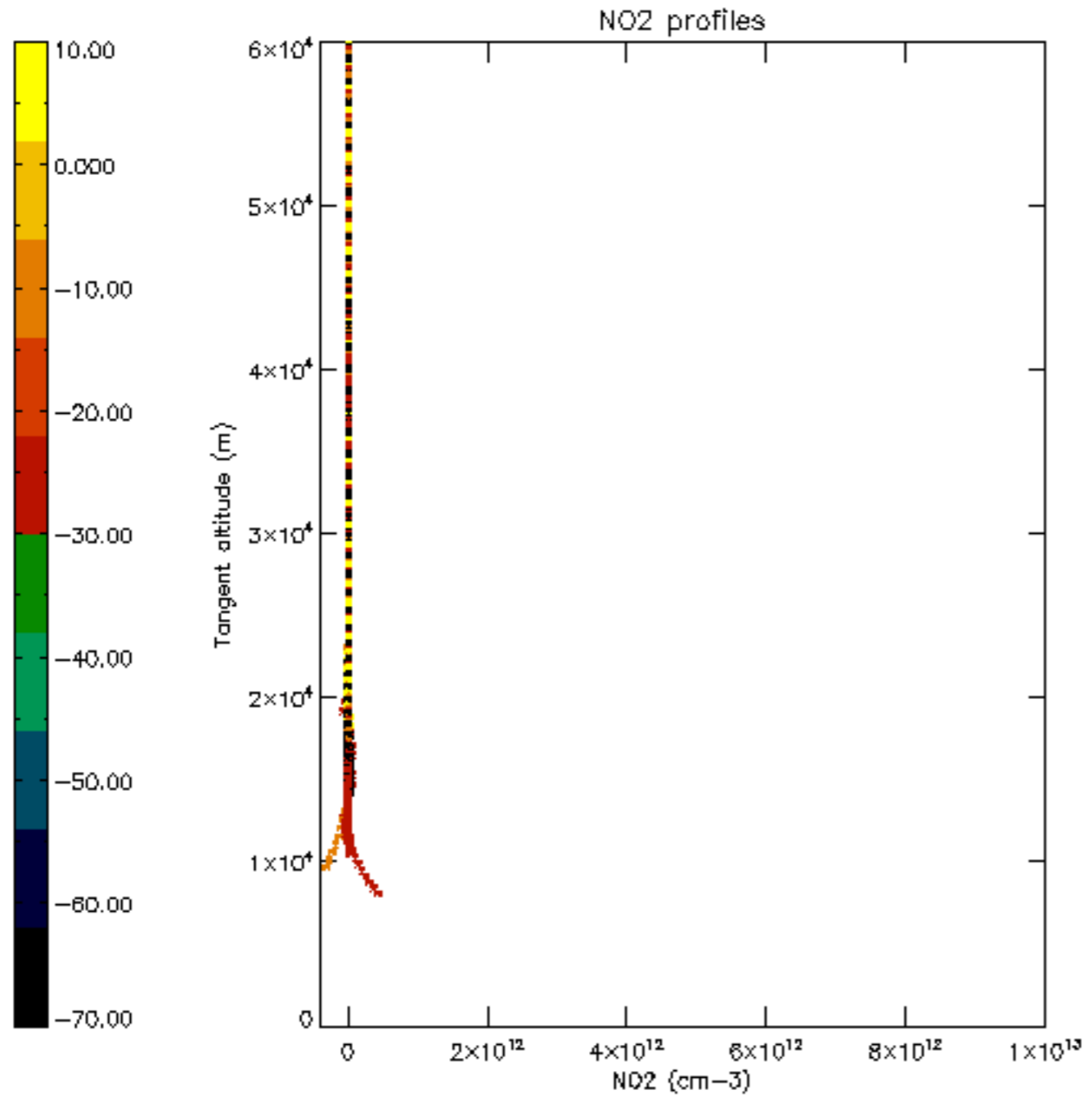


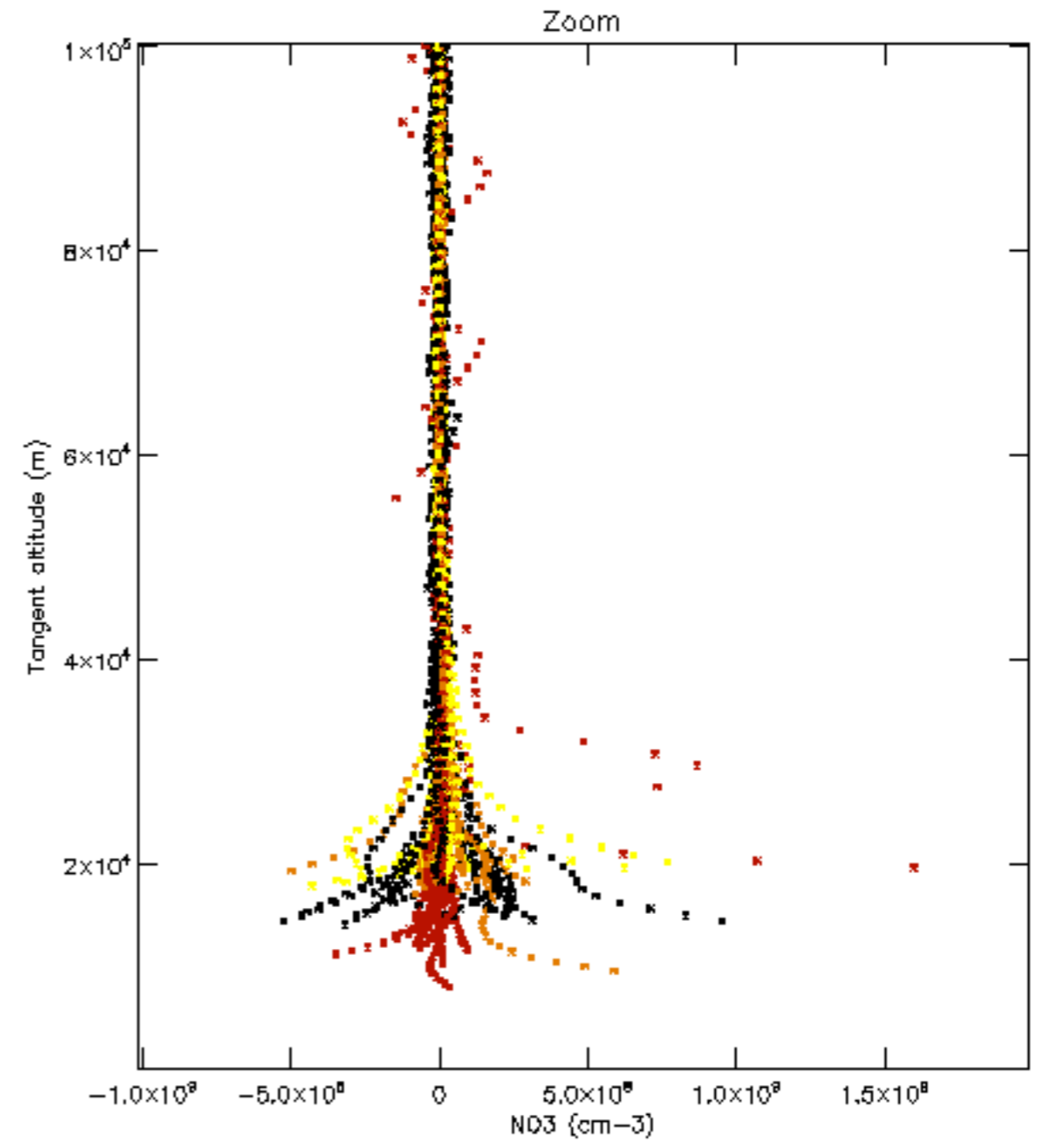
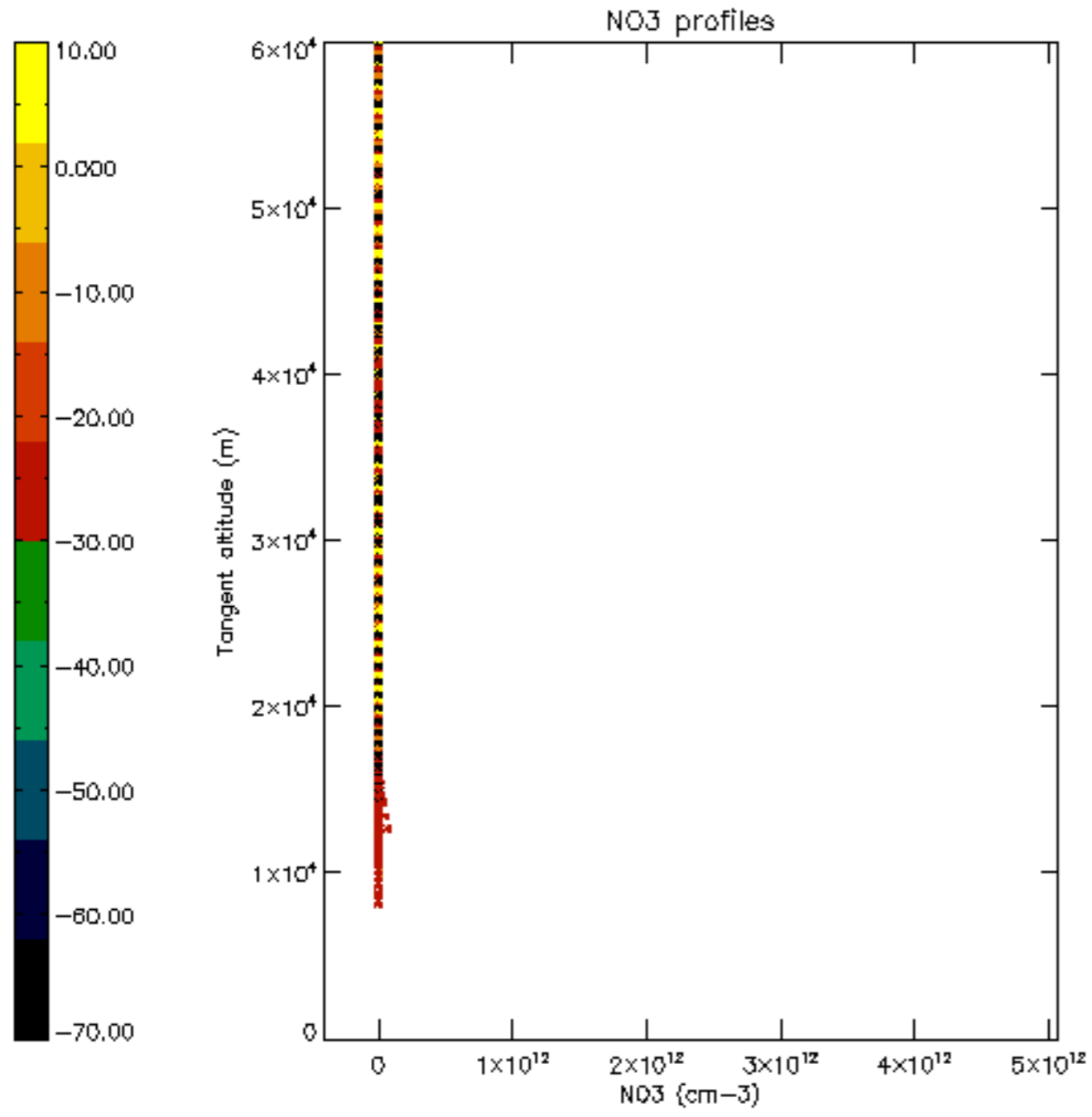




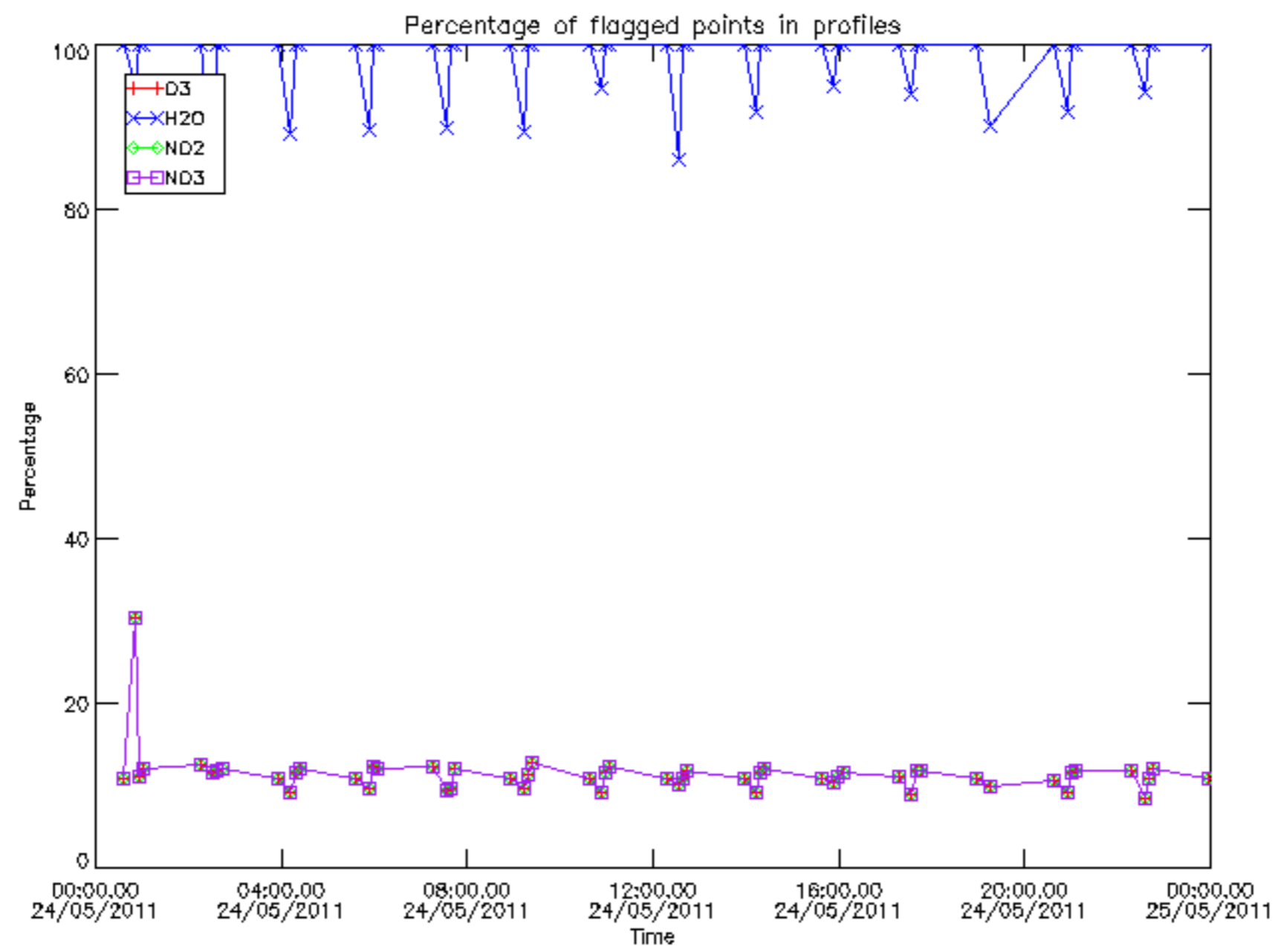




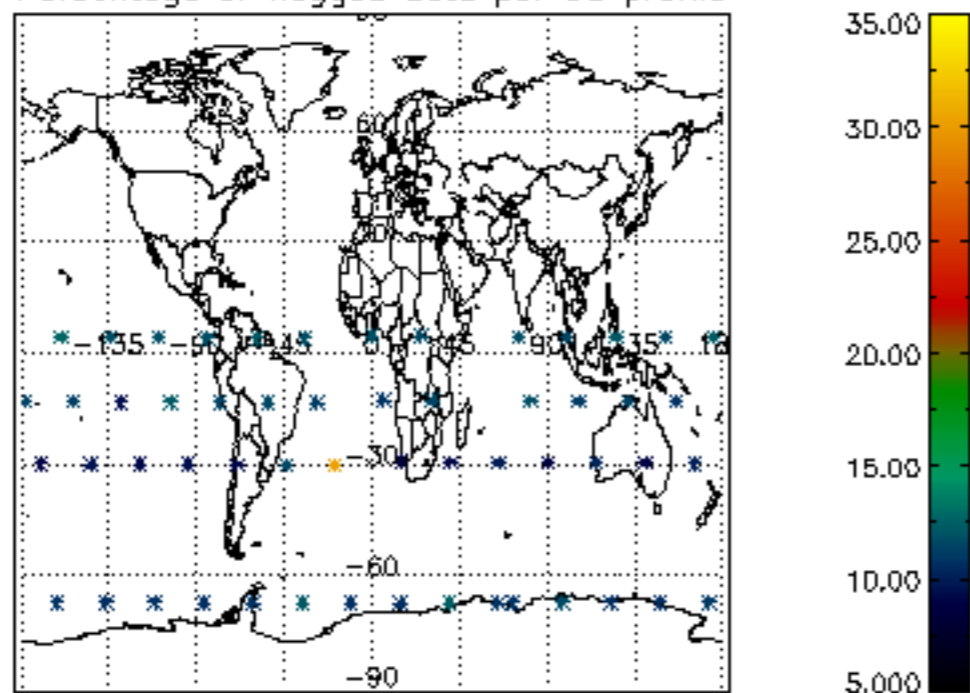




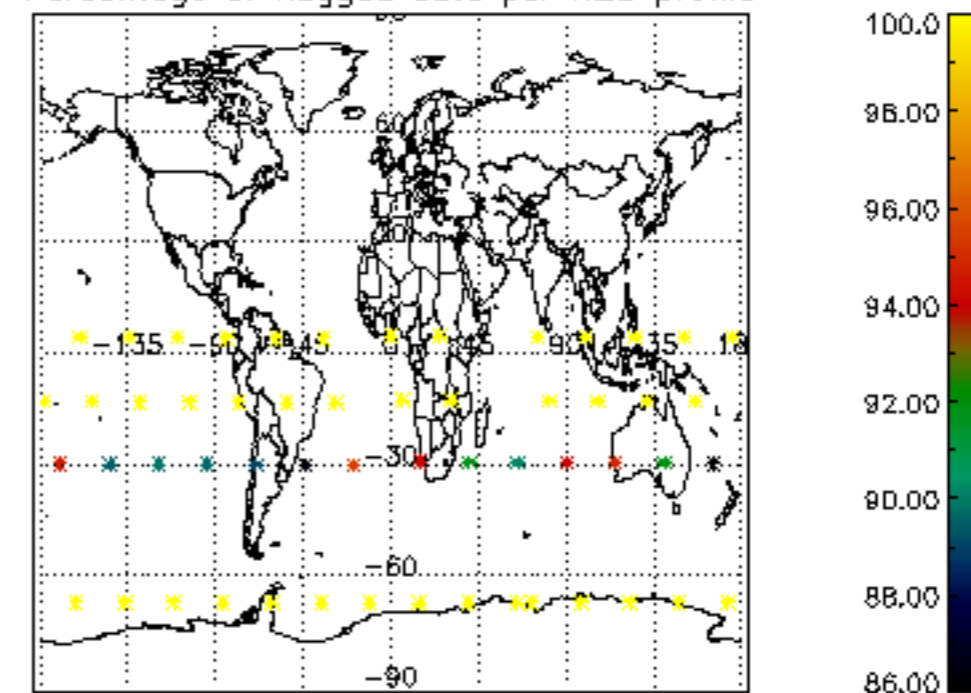




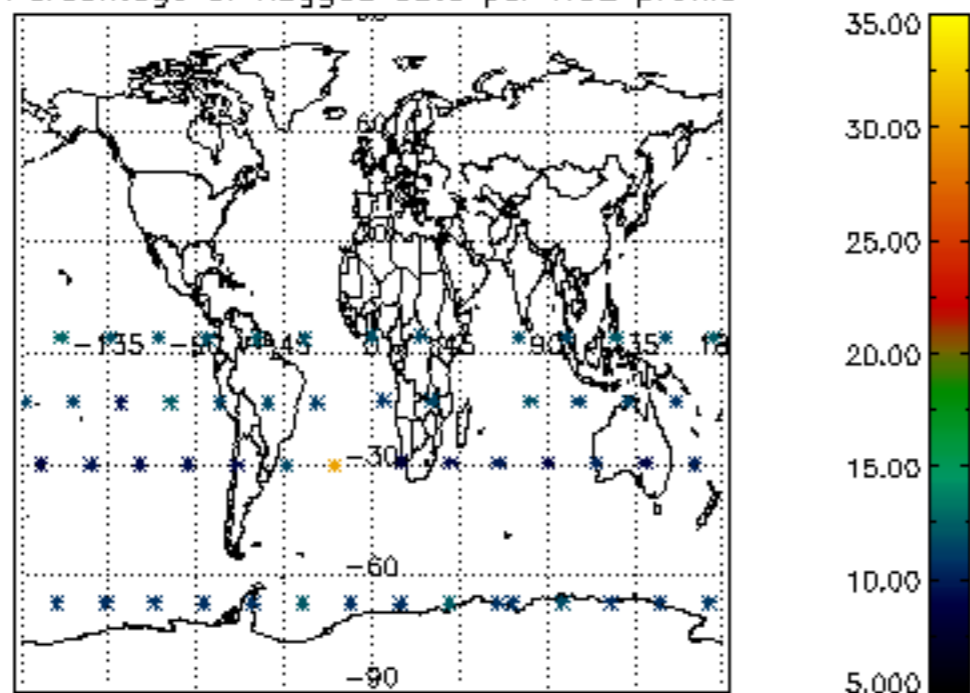
Percentage of flagged data per D3 profile



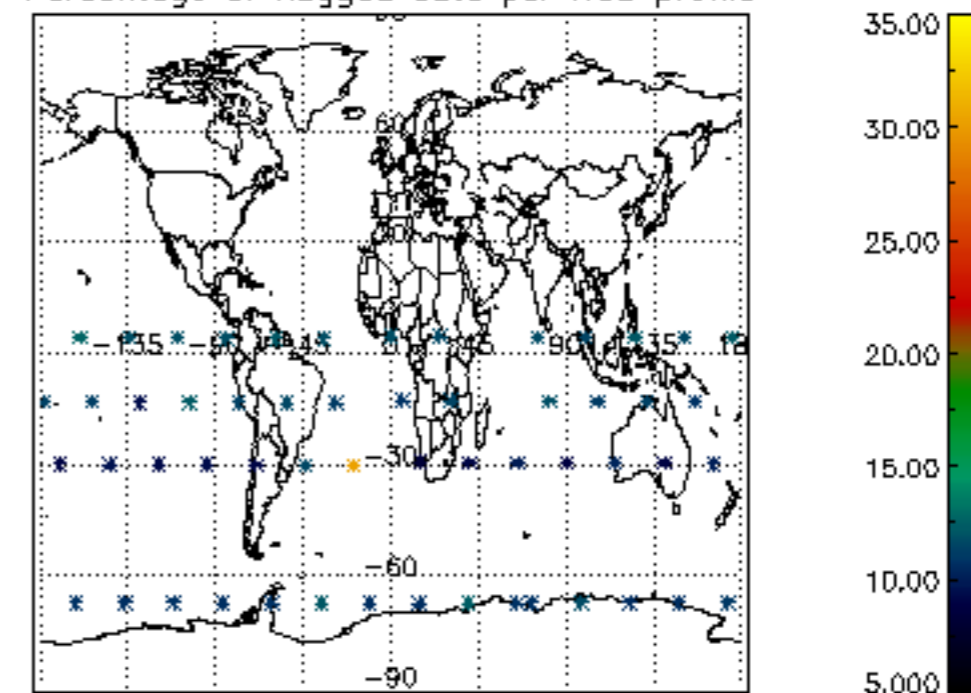
Percentage of flagged data per H2O profile

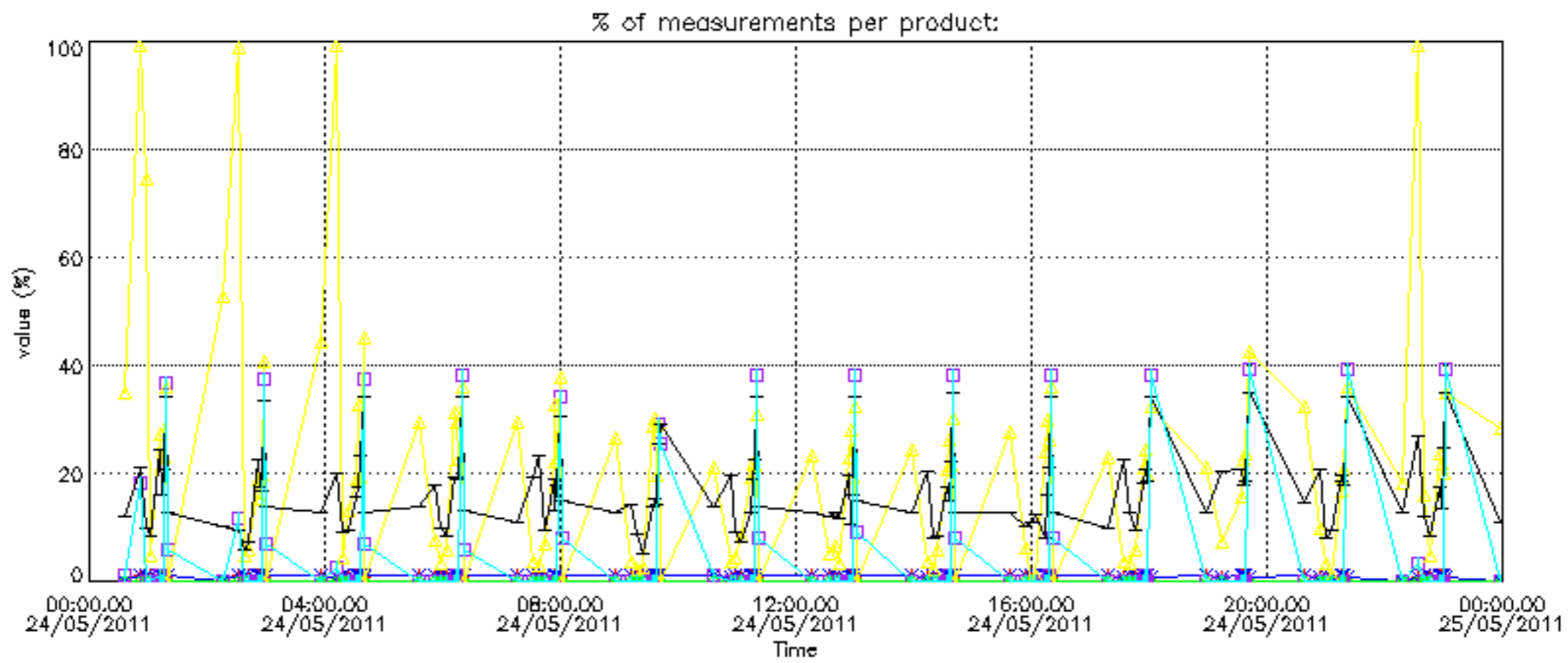


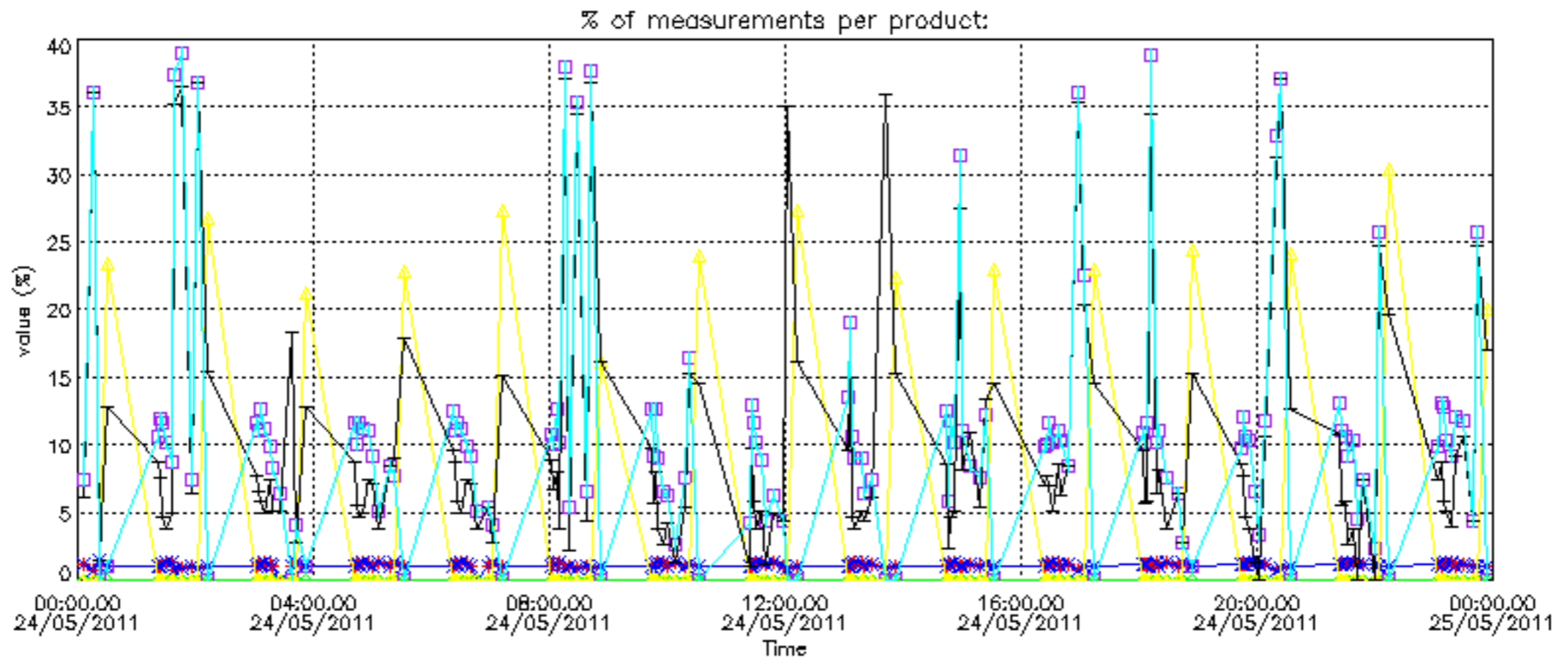
Percentage of flagged data per NO2 profile



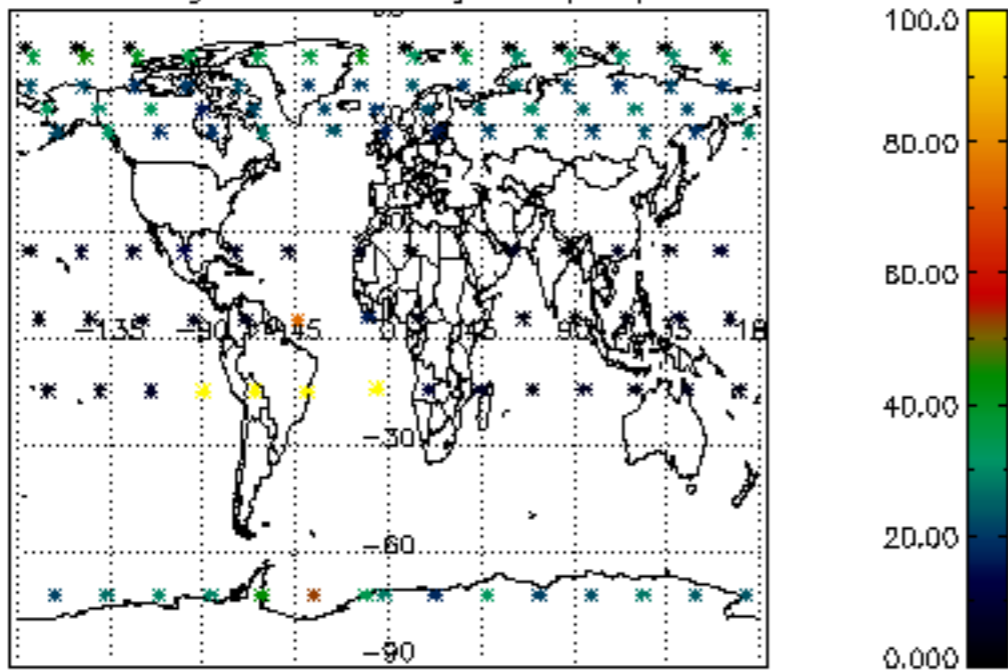
Percentage of flagged data per NO3 profile



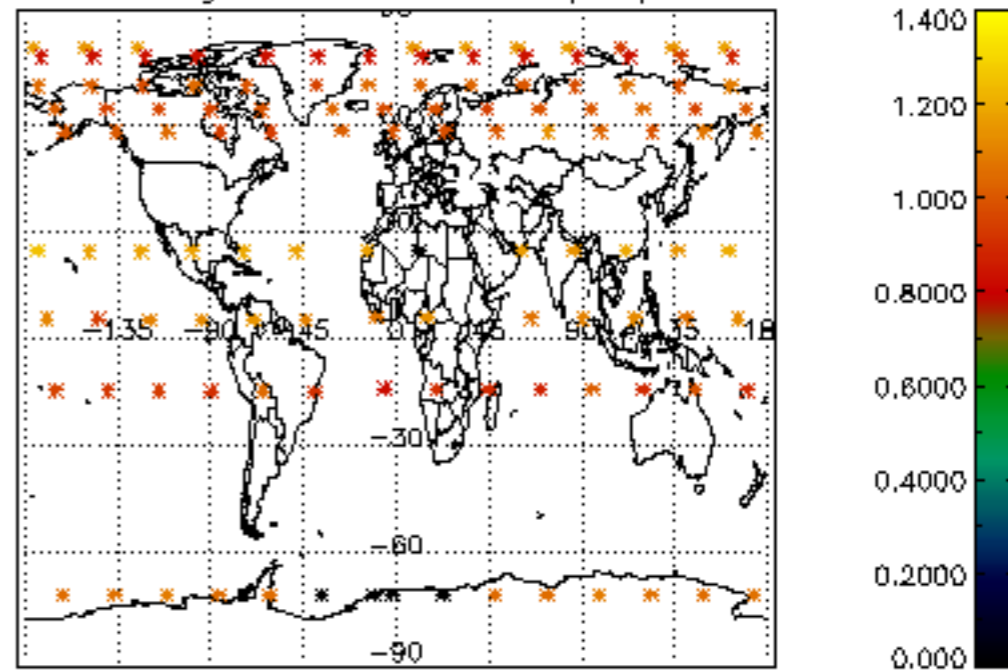




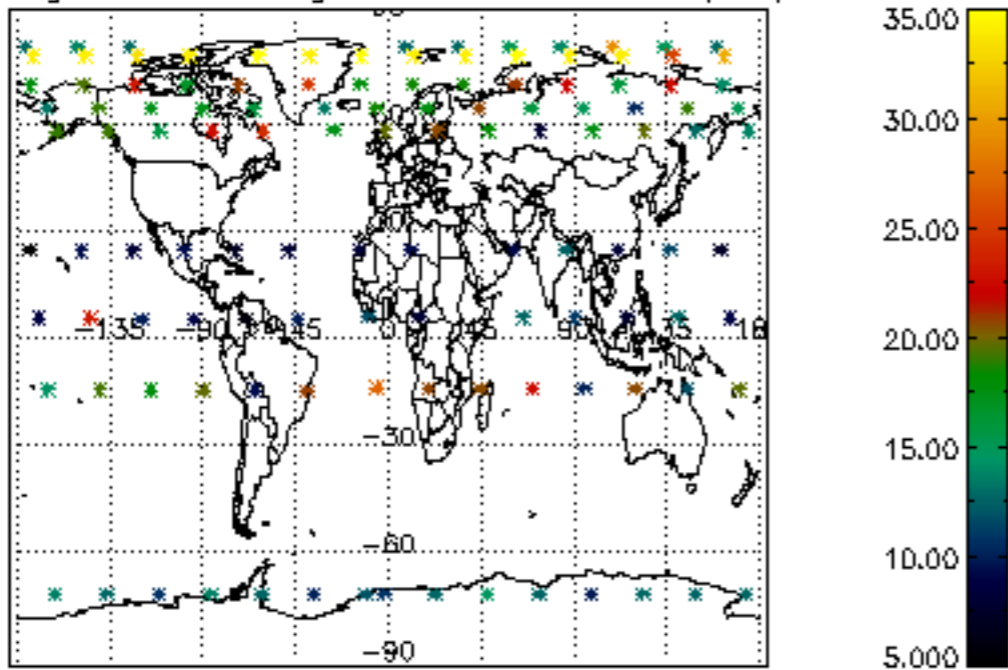
Percentage of cosmic ray hits per profile



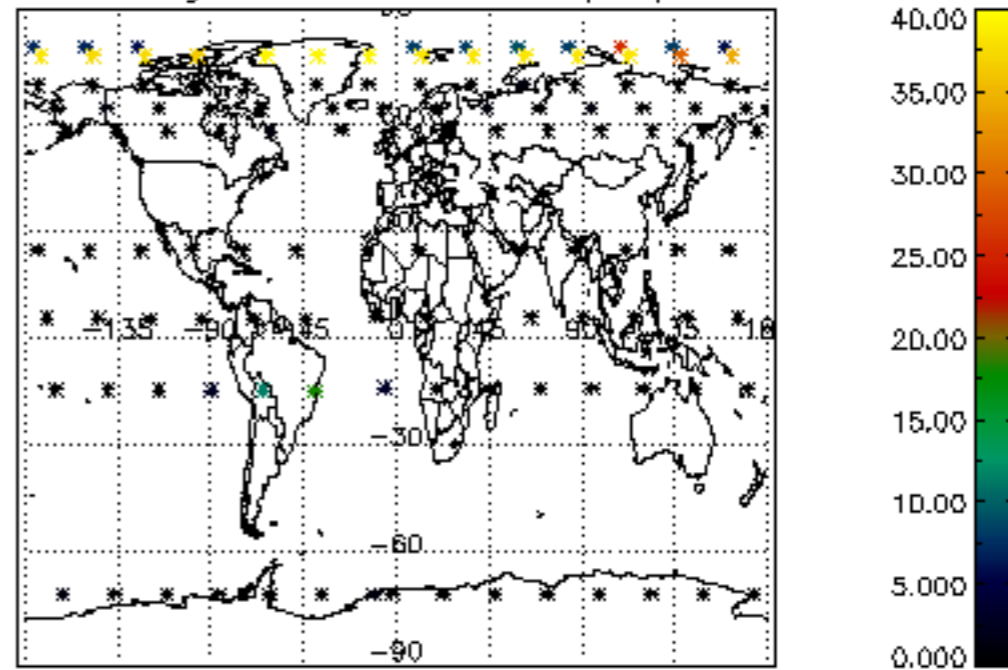
Percentage of datation errors per profile



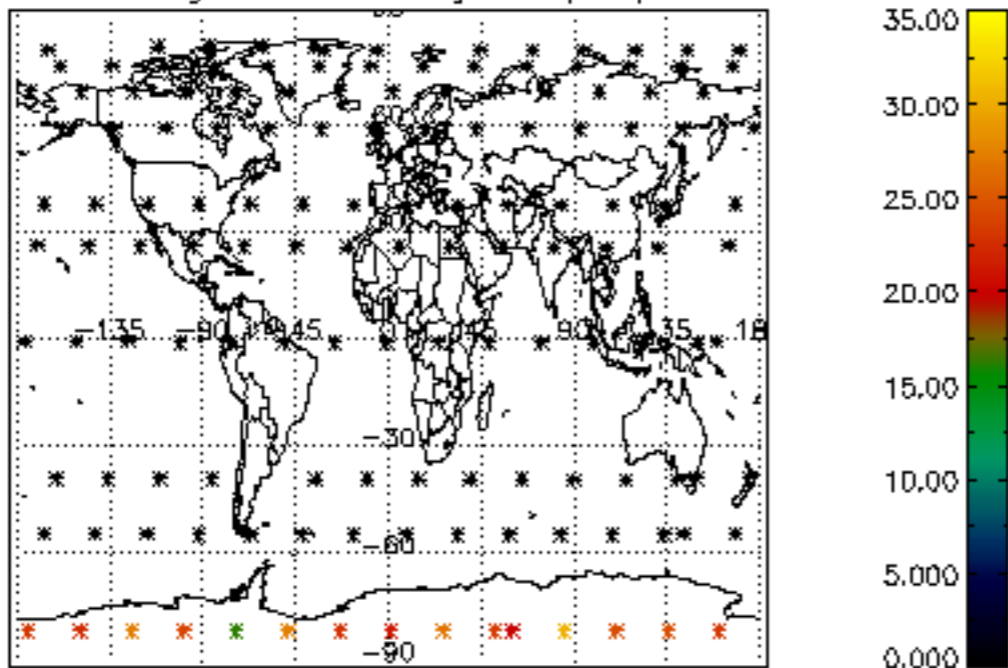
Percentage of star falling outside central band per profile



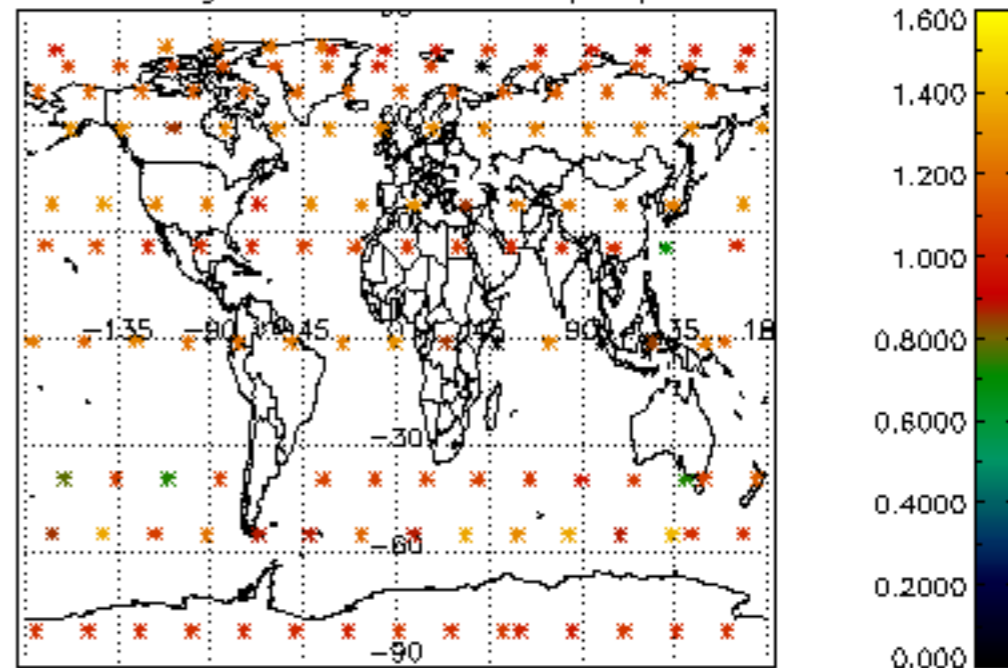
Percentage of saturation errors per profile



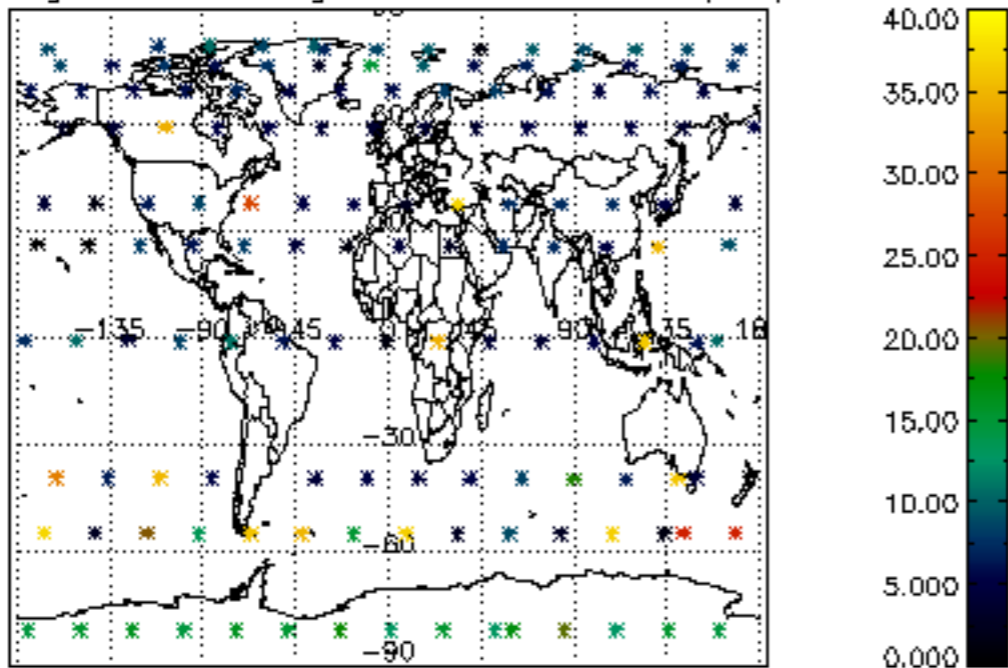
Percentage of cosmic ray hits per profile



Percentage of datation errors per profile



Percentage of star falling outside central band per profile



Percentage of saturation errors per profile

