

GOMOS Level 2 Daily Report

SUMMARY

[1. General Info](#)

[2. Summary of processed GOM_NL_2P products](#)

[3. Level 2 Quality information per product](#)

[3.1 Plot of level 2 quality information per product \(time dependant\)](#)

[3.2 Plot of level 2 quality information per product \(world map\)](#)

[4. Level 1 Quality information per product \(stored on level 2 products\)](#)

[4.1 Plot of level 1 quality information per product \(time dependant\)](#)

[4.1.1 Plot of level 1 quality information per product \(time dependant\): ASCENDING](#)

[4.1.2 Plot of level 1 quality information per product \(time dependant\): DESCENDING](#)

[4.2 Plot of level 1 quality information per product \(world map\)](#)

[4.2.1 Plot of level 1 quality information per product \(world map\): ASCENDING](#)

[4.2.2 Plot of level 1 quality information per product \(world map\): DESCENDING](#)

[5. Ozone profiles based on quality statistics and other trace gas profiles](#)

[5.1 Ozone statistics based on quality of products](#)

[5.2 Plot ozone profiles for all STD \(dark without errors\)](#)

[5.3 Plot ozone profiles where STD < 20% \(dark without errors\)](#)

[5.4. Plot ozone profiles where STD < 10% \(dark without errors\)](#)

[5.5. Plot ozone profiles where STD < 5% \(dark without errors\)](#)

[5.6 Plot NO2 profiles for all STD \(dark without errors\)](#)

[5.7 Plot NO3 profiles for all STD \(dark without errors\)](#)

[5.8 Plot H2O profiles \(only for occultations of stars 1,2,3,4,13,14,16,26,63 dark without errors\) for all STD](#)

[6. Auxiliary Data Files used for the production reported in section 2](#)

This report presents the daily analysis on parameters extracted from GOMOS level 2 data (GOM_NL__2P). It is intended to monitor some important parameters that will impact the quality of these products. A list of level 2 products (and content) that have arrived during the reporting day to the PCF is also given.

Item	Value
Time of report generation	24APR2013 13:45:37
Data source version	GOMOS/6.01
Start time of products	18-05-2011 (18MAY2011 00:00:00)
Stop time of products	19-05-2011 (19MAY2011 00:00:00)
Store outputs in DB	Yes
Nb of level 2 prods	300
Nb of prods with errors	0

2. Summary of processed GOM_NL__2P products.

Nr	Filename	UTC Start time	Limb	Duration	Star Id	Star Name	Star Mag	Star Temp	Nb Meas	Orbit	Prod. error
1	GOM_NL__2PRFIN20110518_000035_000000453102_00318_48177_8644.N1	18-MAY-2011 00:00:35	Bright	44.500	97	8Bet1Sco	2.5610	30000.	89	48177	No
2	GOM_NL__2PRFIN20110518_000410_000000403102_00318_48177_8645.N1	18-MAY-2011 00:04:10	Bright	39.500	104	27Bet Lib	2.6140	13100.	79	48177	No
3	GOM_NL__2PRFIN20110518_000609_000000483102_00318_48177_8646.N1	18-MAY-2011 00:06:09	Bright	47.500	120	1Del Oph	2.7340	3200.0	95	48177	No
4	GOM_NL__2PRFIN20110518_000917_000000433102_00318_48177_8647.N1	18-MAY-2011 00:09:17	Bright	42.500	102	24Alp Ser	2.6000	4250.0	85	48177	No
5	GOM_NL__2PRFIN20110518_001456_000000393102_00318_48177_8648.N1	18-MAY-2011 00:14:56	Bright	38.500	83		2.3780	11000.	77	48177	No
6	GOM_NL__2PRFIN20110518_001804_000000543102_00318_48177_8649.N1	18-MAY-2011 00:18:04	Bright	54.000	180	27Gam Boo	3.0400	8000.0	108	48177	No
7	GOM_NL__2PRFIN20110518_002631_000000423102_00318_48177_8650.N1	18-MAY-2011 00:26:31	Bright	41.500	119	14Eta Dra	2.7270	4700.0	83	48177	No
8	GOM_NL__2PRFIN20110518_002815_000000373102_00318_48177_8651.N1	18-MAY-2011 00:28:15	Bright	36.500	60	7Bet UMi	2.0810	3950.0	73	48177	No
9	GOM_NL__2PRFIN20110518_003724_000000543102_00318_48177_8652.N1	18-MAY-2011 00:37:24	Bright	53.500	89	5Alp Cep	2.4510	8000.0	107	48177	No
10	GOM_NL__2PRFIN20110518_004051_000000453102_00318_48177_8653.N1	18-MAY-2011 00:40:51	Bright	44.500	76	27Gam Cas	2.3000	30000.	89	48177	No
11	GOM_NL__2PRFIN20110518_004204_000000353102_00318_48177_8654.N1	18-MAY-2011 00:42:04	Bright	35.000	68	18Alp Cas	2.2250	4500.0	70	48177	No
12	GOM_NL__2PRFIN20110518_005031_000000473102_00318_48177_8655.N1	18-MAY-2011 00:50:31	Twilight	46.500	58	21Alp And	2.0730	11000.	93	48177	No
13	GOM_NL__2PRFIN20110518_005445_000000433102_00318_48177_8656.N1	18-MAY-2011 00:54:45	Dark	43.000	140	88Gam Peg	2.8340	26000.	86	48177	No
14	GOM_NL__2PRFIN20110518_005631_000000513102_00318_48177_8657.N1	18-MAY-2011 00:56:31	Dark	50.500	90	54Alp Peg	2.4870	11000.	101	48177	No
15	GOM_NL__2PRFIN20110518_011018_000000553102_00318_48177_8658.N1	18-MAY-2011 01:10:18	Dark	54.500	18	24Alp PsA	1.1660	9700.0	109	48177	No
16	GOM_NL__2PRFIN20110518_011432_000000583102_00318_48177_8659.N1	18-MAY-2011 01:14:32	Dark	58.000	63	Bet Gru	2.1500	2800.0	116	48177	No
17	GOM_NL__2PRFIN20110518_011605_000000463102_00319_48178_8637.N1	18-MAY-2011 01:16:05	Dark	45.500	31	Alp Gru	1.7340	15200.	91	48178	No
18	GOM_NL__2PRFIN20110518_012134_000000433102_00319_48178_8638.N1	18-MAY-2011 01:21:34	Dark	43.000	45	Alp Pav	1.9400	26000.	86	48178	No
19	GOM_NL__2PRFIN20110518_012836_000000473102_00319_48178_8639.N1	18-MAY-2011 01:28:36	Straylight	46.500	141	Bet Ara	2.8400	4600.0	93	48178	No
20	GOM_NL__2PRFIN20110518_013114_000000513102_00319_48178_8640.N1	18-MAY-2011 01:31:14	Straylight	51.000	40	The Sco	1.8590	7100.0	102	48178	No
21	GOM_NL__2PRFIN20110518_013305_000000563102_00319_48178_8641.N1	18-MAY-2011 01:33:05	Straylight	56.000	25	35Lam Sco	1.6200	28000.	112	48178	No
22	GOM_NL__2PRFIN20110518_013518_000000503102_00319_48178_8642.N1	18-MAY-2011 01:35:18	Twilight	50.000	75	26Eps Sco	2.2910	4250.0	100	48178	No
23	GOM_NL__2PRFIN20110518_013818_000000593102_00319_48178_8643.N1	18-MAY-2011 01:38:18	Twilight	58.500	16	21Alp Sco	1.0200	3000.0	117	48178	No
24	GOM_NL__2PRFIN20110518_014049_000000473102_00319_48178_8644.N1	18-MAY-2011 01:40:49	Bright	46.500	97	8Bet1Sco	2.5610	30000.	93	48178	No
25	GOM_NL__2PRFIN20110518_014425_000000403102_00319_48178_8645.N1	18-MAY-2011 01:44:25	Bright	39.500	104	27Bet Lib	2.6140	13100.	79	48178	No
26	GOM_NL__2PRFIN20110518_014623_000000483102_00319_48178_8646.N1	18-MAY-2011 01:46:23	Bright	48.000	120	1Del Oph	2.7340	3200.0	96	48178	No
27	GOM_NL__2PRFIN20110518_014931_000000433102_00319_48178_8647.N1	18-MAY-2011 01:49:31	Bright	43.000	102	24Alp Ser	2.6000	4250.0	86	48178	No
28	GOM_NL__2PRFIN20110518_015509_000000393102_00319_48178_8648.N1	18-MAY-2011 01:55:09	Bright	39.000	83		2.3780	11000.	78	48178	No
29	GOM_NL__2PRFIN20110518_020644_000000413102_00319_48178_8649.N1	18-MAY-2011 02:06:44	Bright	40.500	119	14Eta Dra	2.7270	4700.0	81	48178	No
30	GOM_NL__2PRFIN20110518_020828_000000393102_00319_48178_8650.N1	18-MAY-2011 02:08:28	Bright	38.500	60	7Bet UMi	2.0810	3950.0	77	48178	No
31	GOM_NL__2PRFIN20110518_021737_000000463102_00319_48178_8651.N1	18-MAY-2011 02:17:37	Bright	45.500	89	5Alp Cep	2.4510	8000.0	91	48178	No
32	GOM_NL__2PRFIN20110518_022105_000000543102_00319_48178_8652.N1	18-MAY-2011 02:21:05	Bright	54.000	76	27Gam Cas	2.3000	30000.	108	48178	No
33	GOM_NL__2PRFIN20110518_022218_000000353102_00319_48178_8653.N1	18-MAY-2011 02:22:18	Bright	35.000	68	18Alp Cas	2.2250	4500.0	70	48178	No
34	GOM_NL__2PRFIN20110518_023045_000000473102_00319_48178_8654.N1	18-MAY-2011 02:30:45	Twilight	47.000	58	21Alp And	2.0730	11000.	94	48178	No
35	GOM_NL__2PRFIN20110518_023500_000000453102_00319_48178_8655.N1	18-MAY-2011 02:35:00	Dark	45.000	140	88Gam Peg	2.8340	26000.	90	48178	No
36	GOM_NL__2PRFIN20110518_023646_000000423102_00319_48178_8656.N1	18-MAY-2011 02:36:46	Dark	42.000	90	54Alp Peg	2.4870	11000.	84	48178	No
37	GOM_NL__2PRFIN20110518_025033_000000493102_00319_48178_8657.N1	18-MAY-2011 02:50:33	Dark	49.000	18	24Alp PsA	1.1660	9700.0	98	48178	No
38	GOM_NL__2PRFIN20110518_025446_000000583102_00319_48178_8658.N1	18-MAY-2011 02:54:46	Dark	57.500	63	Bet Gru	2.1500	2800.0	115	48178	No
39	GOM_NL__2PRFIN20110518_025619_000000533102_00320_48179_8637.N1	18-MAY-2011 02:56:19	Dark	52.500	31	Alp Gru	1.7340	15200.	105	48179	No
40	GOM_NL__2PRFIN20110518_030149_000000443102_00320_48179_8638.N1	18-MAY-2011 03:01:49	Dark	43.500	45	Alp Pav	1.9400	26000.	87	48179	No
41	GOM_NL__2PRFIN20110518_030851_000000503102_00320_48179_8639.N1	18-MAY-2011 03:08:51	Straylight	49.500	141	Bet Ara	2.8400	4600.0	99	48179	No
42	GOM_NL__2PRFIN20110518_031129_000000513102_00320_48179_8640.N1	18-MAY-2011 03:11:29	Straylight	51.000	40	The Sco	1.8590	7100.0	102	48179	No

43	GOM_NL__2PRFIN20110518_031320_000000533102_00320_48179_8641.N1	18-MAY-2011 03:13:20	Straylight	52.500	25	35Lam Sco	1.6200	28000.	105	48179	No
44	GOM_NL__2PRFIN20110518_031533_000000523102_00320_48179_8642.N1	18-MAY-2011 03:15:33	Twilight_stray	51.500	75	26Eps Sco	2.2910	4250.0	103	48179	No
45	GOM_NL__2PRFIN20110518_031832_000000643102_00320_48179_8643.N1	18-MAY-2011 03:18:32	Twilight_stray	64.000	16	21Alp Sco	1.0200	3000.0	128	48179	No
46	GOM_NL__2PRFIN20110518_032104_000000443102_00320_48179_8644.N1	18-MAY-2011 03:21:04	Bright	43.500	97	8Bet1Sco	2.5610	30000.	87	48179	No
47	GOM_NL__2PRFIN20110518_032439_000000393102_00320_48179_8645.N1	18-MAY-2011 03:24:39	Bright	39.000	104	27Bet Lib	2.6140	13100.	78	48179	No
48	GOM_NL__2PRFIN20110518_032637_000000483102_00320_48179_8646.N1	18-MAY-2011 03:26:37	Bright	47.500	120	1Del Oph	2.7340	3200.0	95	48179	No
49	GOM_NL__2PRFIN20110518_032945_000000433102_00320_48179_8647.N1	18-MAY-2011 03:29:45	Bright	43.000	102	24Alp Ser	2.6000	4250.0	86	48179	No
50	GOM_NL__2PRFIN20110518_033523_000000383102_00320_48179_8648.N1	18-MAY-2011 03:35:23	Bright	37.500	83		2.3780	11000.	75	48179	No
51	GOM_NL__2PRFIN20110518_033831_000000383102_00320_48179_8649.N1	18-MAY-2011 03:38:31	Bright	38.000	180	27Gam Boo	3.0400	8000.0	76	48179	No
52	GOM_NL__2PRFIN20110518_034658_000000423102_00320_48179_8650.N1	18-MAY-2011 03:46:58	Bright	41.500	119	14Eta Dra	2.7270	4700.0	83	48179	No
53	GOM_NL__2PRFIN20110518_034842_000000383102_00320_48179_8651.N1	18-MAY-2011 03:48:42	Bright	37.500	60	7Bet UMi	2.0810	3950.0	75	48179	No
54	GOM_NL__2PRFIN20110518_035751_000000473102_00320_48179_8652.N1	18-MAY-2011 03:57:51	Bright	47.000	89	5Alp Cep	2.4510	8000.0	94	48179	No
55	GOM_NL__2PRFIN20110518_040119_000000503102_00320_48179_8653.N1	18-MAY-2011 04:01:19	Bright	49.500	76	27Gam Cas	2.3000	30000.	99	48179	No
56	GOM_NL__2PRFIN20110518_040232_000000543102_00320_48179_8654.N1	18-MAY-2011 04:02:32	Bright	54.000	68	18Alp Cas	2.2250	4500.0	108	48179	No
57	GOM_NL__2PRFIN20110518_041100_000000473102_00320_48179_8655.N1	18-MAY-2011 04:11:00	Twilight_stray	47.000	58	21Alp And	2.0730	11000.	94	48179	No
58	GOM_NL__2PRFIN20110518_041514_000000433102_00320_48179_8656.N1	18-MAY-2011 04:15:14	Dark	43.000	140	88Gam Peg	2.8340	26000.	86	48179	No
59	GOM_NL__2PRFIN20110518_041700_000000423102_00320_48179_8657.N1	18-MAY-2011 04:17:00	Dark	42.000	90	54Alp Peg	2.4870	11000.	84	48179	No
60	GOM_NL__2PRFIN20110518_043048_000000533102_00320_48179_8658.N1	18-MAY-2011 04:30:48	Dark	52.500	18	24Alp PsA	1.1660	9700.0	105	48179	No
61	GOM_NL__2PRFIN20110518_043501_000000583102_00320_48179_8659.N1	18-MAY-2011 04:35:01	Dark	58.000	63	Bet Gru	2.1500	2800.0	116	48179	No
62	GOM_NL__2PRFIN20110518_043634_000000453102_00321_48180_8684.N1	18-MAY-2011 04:36:34	Dark	45.000	31	Alp Gru	1.7340	15200.	90	48180	No
63	GOM_NL__2PRFIN20110518_044204_000000413102_00321_48180_8685.N1	18-MAY-2011 04:42:04	Dark	41.000	45	Alp Pav	1.9400	26000.	82	48180	No
64	GOM_NL__2PRFIN20110518_044905_000000483102_00321_48180_8686.N1	18-MAY-2011 04:49:05	Straylight	48.000	141	Bet Ara	2.8400	4600.0	96	48180	No
65	GOM_NL__2PRFIN20110518_045143_000000483102_00321_48180_8687.N1	18-MAY-2011 04:51:43	Straylight	48.000	40	The Sco	1.8590	7100.0	96	48180	No
66	GOM_NL__2PRFIN20110518_045334_000000533102_00321_48180_8688.N1	18-MAY-2011 04:53:34	Straylight	53.000	25	35Lam Sco	1.6200	28000.	106	48180	No
67	GOM_NL__2PRFIN20110518_045548_000000603102_00321_48180_8689.N1	18-MAY-2011 04:55:48	Twilight_stray	59.500	75	26Eps Sco	2.2910	4250.0	119	48180	No
68	GOM_NL__2PRFIN20110518_045847_000000583102_00321_48180_8690.N1	18-MAY-2011 04:58:47	Twilight_stray	58.000	16	21Alp Sco	1.0200	3000.0	116	48180	No
69	GOM_NL__2PRFIN20110518_050118_000000453102_00321_48180_8691.N1	18-MAY-2011 05:01:18	Bright	45.000	97	8Bet1Sco	2.5610	30000.	90	48180	No
70	GOM_NL__2PRFIN20110518_050453_000000393102_00321_48180_8692.N1	18-MAY-2011 05:04:53	Bright	39.000	104	27Bet Lib	2.6140	13100.	78	48180	No
71	GOM_NL__2PRFIN20110518_050651_000000473102_00321_48180_8693.N1	18-MAY-2011 05:06:51	Bright	47.000	120	1Del Oph	2.7340	3200.0	94	48180	No
72	GOM_NL__2PRFIN20110518_050959_000000433102_00321_48180_8694.N1	18-MAY-2011 05:09:59	Bright	43.000	102	24Alp Ser	2.6000	4250.0	86	48180	No
73	GOM_NL__2PRFIN20110518_051537_000000413102_00321_48180_8695.N1	18-MAY-2011 05:15:37	Bright	41.000	83		2.3780	11000.	82	48180	No
74	GOM_NL__2PRFIN20110518_051845_000000383102_00321_48180_8696.N1	18-MAY-2011 05:18:45	Bright	38.000	180	27Gam Boo	3.0400	8000.0	76	48180	No
75	GOM_NL__2PRFIN20110518_052711_000000523102_00321_48180_8697.N1	18-MAY-2011 05:27:11	Bright	51.500	119	14Eta Dra	2.7270	4700.0	103	48180	No
76	GOM_NL__2PRFIN20110518_052856_000000363102_00321_48180_8698.N1	18-MAY-2011 05:28:56	Bright	36.000	60	7Bet UMi	2.0810	3950.0	72	48180	No
77	GOM_NL__2PRFIN20110518_053804_000000463102_00321_48180_8699.N1	18-MAY-2011 05:38:04	Bright	46.000	89	5Alp Cep	2.4510	8000.0	92	48180	No
78	GOM_NL__2PRFIN20110518_054133_000000363102_00321_48180_8700.N1	18-MAY-2011 05:41:33	Bright	36.000	76	27Gam Cas	2.3000	30000.	72	48180	No
79	GOM_NL__2PRFIN20110518_054246_000000543102_00321_48180_8701.N1	18-MAY-2011 05:42:46	Bright	54.000	68	18Alp Cas	2.2250	4500.0	108	48180	No
80	GOM_NL__2PRFIN20110518_055114_000000453102_00321_48180_8702.N1	18-MAY-2011 05:51:14	Twilight_stray	45.000	58	21Alp And	2.0730	11000.	90	48180	No
81	GOM_NL__2PRFIN20110518_055528_000000433102_00321_48180_8703.N1	18-MAY-2011 05:55:28	Dark	43.000	140	88Gam Peg	2.8340	26000.	86	48180	No
82	GOM_NL__2PRFIN20110518_055715_000000333102_00321_48180_8704.N1	18-MAY-2011 05:57:15	Dark	33.000	90	54Alp Peg	2.4870	11000.	66	48180	No
83	GOM_NL__2PRFIN20110518_061103_000000523102_00321_48180_8705.N1	18-MAY-2011 06:11:03	Dark	51.500	18	24Alp PsA	1.1660	9700.0	103	48180	No
84	GOM_NL__2PRFIN20110518_061516_000000583102_00321_48180_8706.N1	18-MAY-2011 06:15:16	Dark	58.000	63	Bet Gru	2.1500	2800.0	116	48180	No
85	GOM_NL__2PRFIN20110518_061649_000000433102_00322_48181_8695.N1	18-MAY-2011 06:16:49	Dark	43.000	31	Alp Gru	1.7340	15200.	86	48181	No
86	GOM_NL__2PRFIN20110518_062219_000000413102_00322_48181_8696.N1	18-MAY-2011 06:22:19	Dark	41.000	45	Alp Pav	1.9400	26000.	82	48181	No
87	GOM_NL__2PRFIN20110518_062920_000000513102_00322_48181_8697.N1	18-MAY-2011 06:29:20	Straylight	50.500	141	Bet Ara	2.8400	4600.0	101	48181	No
88	GOM_NL__2PRFIN20110518_063158_000000533102_00322_48181_8698.N1	18-MAY-2011 06:31:58	Straylight	52.500	40	The Sco	1.8590	7100.0	105	48181	No
89	GOM_NL__2PRFIN20110518_063349_000000563102_00322_48181_8699.N1	18-MAY-2011 06:33:49	Straylight	55.500	25	35Lam Sco	1.6200	28000.	111	48181	No
90	GOM_NL__2PRFIN20110518_063602_000000553102_00322_48181_8700.N1	18-MAY-2011 06:36:02	Twilight_stray	54.500	75	26Eps Sco	2.2910	4250.0	109	48181	No
91	GOM_NL__2PRFIN20110518_063901_000000533102_00322_48181_8701.N1	18-MAY-2011 06:39:01	Twilight_stray	52.500	16	21Alp Sco	1.0200	3000.0	105	48181	No
92	GOM_NL__2PRFIN20110518_064132_000000443102_00322_48181_8702.N1	18-MAY-2011 06:41:32	Bright	43.500	97	8Bet1Sco	2.5610	30000.	87	48181	No
93	GOM_NL__2PRFIN20110518_064507_000000403102_00322_48181_8703.N1	18-MAY-2011 06:45:07	Bright	40.000	104	27Bet Lib	2.6140	13100.	80	48181	No
94	GOM_NL__2PRFIN20110518_064705_000000473102_00322_48181_8704.N1	18-MAY-2011 06:47:05	Bright	46.500	120	1Del Oph	2.7340	3200.0	93	48181	No
95	GOM_NL__2PRFIN20110518_065013_000000583102_00322_48181_8705.N1	18-MAY-2011 06:50:13	Bright	58.000	102	24Alp Ser	2.6000	4250.0	116	48181	No
96	GOM_NL__2PRFIN20110518_065551_000000403102_00322_48181_8706.N1	18-MAY-2011 06:55:51	Bright	39.500	83		2.3780	11000.	79	48181	No
97	GOM_NL__2PRFIN20110518_065859_000000463102_00322_48181_8707.N1	18-MAY-2011 06:58:59	Bright	45.500	180	27Gam Boo	3.0400	8000.0	91	48181	No
98	GOM_NL__2PRFIN20110518_070725_000000493102_00322_48181_8708.N1	18-MAY-2011 07:07:25	Bright	49.000	119	14Eta Dra	2.7270	4700.0	98	48181	No
99	GOM_NL__2PRFIN20110518_070910_000000363102_00322_48181_8709.N1	18-MAY-2011 07:09:10	Bright	35.500	60	7Bet UMi	2.0810	3950.0	71	48181	No
100	GOM_NL__2PRFIN20110518_071818_000000443102_00322_48181_8710.N1	18-MAY-2011 07:18:18	Bright	44.000	89	5Alp Cep	2.4510	8000.0	88	48181	No
101	GOM_NL__2PRFIN20110518_072147_000000373102_00322_48181_8711.N1	18-MAY-2011 07:21:47	Bright	36.500	76	27Gam Cas	2.3000	30000.	73	48181	No

102	GOM_NL__2PRFIN20110518_072300_000000383102_00322_48181_8712.N1	18-MAY-2011 07:23:00	Bright	38.000	68	18Alp Cas	2.2250	4500.0	76	48181	No
103	GOM_NL__2PRFIN20110518_073128_000000463102_00322_48181_8713.N1	18-MAY-2011 07:31:28	Twilight	45.500	58	21Alp And	2.0730	11000.	91	48181	No
104	GOM_NL__2PRFIN20110518_073543_000000433102_00322_48181_8714.N1	18-MAY-2011 07:35:43	Dark	43.000	140	88Gam Peg	2.8340	26000.	86	48181	No
105	GOM_NL__2PRFIN20110518_073730_000000333102_00322_48181_8715.N1	18-MAY-2011 07:37:30	Dark	33.000	90	54Alp Peg	2.4870	11000.	66	48181	No
106	GOM_NL__2PRFIN20110518_075118_000000493102_00322_48181_8716.N1	18-MAY-2011 07:51:18	Dark	49.000	18	24Alp PsA	1.1660	9700.0	98	48181	No
107	GOM_NL__2PRFIN20110518_075531_000000553102_00322_48181_8717.N1	18-MAY-2011 07:55:31	Dark	54.500	63	Bet Gru	2.1500	2800.0	109	48181	No
108	GOM_NL__2PRFIN20110518_075704_000000453102_00323_48182_8767.N1	18-MAY-2011 07:57:04	Dark	45.000	31	Alp Gru	1.7340	15200.	90	48182	No
109	GOM_NL__2PRFIN20110518_080233_000000423102_00323_48182_8768.N1	18-MAY-2011 08:02:33	Dark	41.500	45	Alp Pav	1.9400	26000.	83	48182	No
110	GOM_NL__2PRFIN20110518_080934_000000473102_00323_48182_8769.N1	18-MAY-2011 08:09:34	Straylight	46.500	141	Bet Ara	2.8400	4600.0	93	48182	No
111	GOM_NL__2PRFIN20110518_081213_000000523102_00323_48182_8770.N1	18-MAY-2011 08:12:13	Straylight	52.000	40	The Sco	1.8590	7100.0	104	48182	No
112	GOM_NL__2PRFIN20110518_081404_000000513102_00323_48182_8771.N1	18-MAY-2011 08:14:04	Straylight	50.500	25	35Lam Sco	1.6200	28000.	101	48182	No
113	GOM_NL__2PRFIN20110518_081616_000000523102_00323_48182_8772.N1	18-MAY-2011 08:16:16	Twilight	51.500	75	26Eps Sco	2.2910	4250.0	103	48182	No
114	GOM_NL__2PRFIN20110518_081833_000000483102_00323_48182_8773.N1	18-MAY-2011 08:18:33	Twilight	47.500	136	23Tau Sco	2.8220	30000.	95	48182	No
115	GOM_NL__2PRFIN20110518_082146_000000453102_00323_48182_8774.N1	18-MAY-2011 08:21:46	Bright	44.500	97	8Bet1Sco	2.5610	30000.	89	48182	No
116	GOM_NL__2PRFIN20110518_082521_000000403102_00323_48182_8775.N1	18-MAY-2011 08:25:21	Bright	39.500	104	27Bet Lib	2.6140	13100.	79	48182	No
117	GOM_NL__2PRFIN20110518_082719_000000483102_00323_48182_8776.N1	18-MAY-2011 08:27:19	Bright	47.500	120	1Del Oph	2.7340	3200.0	95	48182	No
118	GOM_NL__2PRFIN20110518_083026_000000433102_00323_48182_8777.N1	18-MAY-2011 08:30:26	Bright	43.000	102	24Alp Ser	2.6000	4250.0	86	48182	No
119	GOM_NL__2PRFIN20110518_083605_000000413102_00323_48182_8778.N1	18-MAY-2011 08:36:05	Bright	40.500	83		2.3780	11000.	81	48182	No
120	GOM_NL__2PRFIN20110518_083913_000000373102_00323_48182_8779.N1	18-MAY-2011 08:39:13	Bright	37.000	180	27Gam Boo	3.0400	8000.0	74	48182	No
121	GOM_NL__2PRFIN20110518_084738_000000403102_00323_48182_8780.N1	18-MAY-2011 08:47:38	Bright	39.500	119	14Eta Dra	2.7270	4700.0	79	48182	No
122	GOM_NL__2PRFIN20110518_084924_000000383102_00323_48182_8781.N1	18-MAY-2011 08:49:24	Bright	38.000	60	7Bet UMi	2.0810	3950.0	76	48182	No
123	GOM_NL__2PRFIN20110518_085831_000000463102_00323_48182_8782.N1	18-MAY-2011 08:58:31	Bright	45.500	89	5Alp Cep	2.4510	8000.0	91	48182	No
124	GOM_NL__2PRFIN20110518_090201_000000483102_00323_48182_8783.N1	18-MAY-2011 09:02:01	Bright	47.500	76	27Gam Cas	2.3000	30000.	95	48182	No
125	GOM_NL__2PRFIN20110518_090314_000000543102_00323_48182_8784.N1	18-MAY-2011 09:03:14	Bright	54.000	68	18Alp Cas	2.2250	4500.0	108	48182	No
126	GOM_NL__2PRFIN20110518_091142_000000443102_00323_48182_8785.N1	18-MAY-2011 09:11:42	Twilight	44.000	58	21Alp And	2.0730	11000.	88	48182	No
127	GOM_NL__2PRFIN20110518_091557_000000443102_00323_48182_8786.N1	18-MAY-2011 09:15:57	Dark	44.000	140	88Gam Peg	2.8340	26000.	88	48182	No
128	GOM_NL__2PRFIN20110518_091744_000000293102_00323_48182_8787.N1	18-MAY-2011 09:17:44	Dark	29.000	90	54Alp Peg	2.4870	11000.	58	48182	No
129	GOM_NL__2PRFIN20110518_093132_000000523102_00323_48182_8788.N1	18-MAY-2011 09:31:32	Dark	51.500	18	24Alp PsA	1.1660	9700.0	103	48182	No
130	GOM_NL__2PRFIN20110518_093545_000000473102_00323_48182_8789.N1	18-MAY-2011 09:35:45	Dark	47.000	63	Bet Gru	2.1500	2800.0	94	48182	No
131	GOM_NL__2PRFIN20110518_093719_000000483102_00324_48183_8790.N1	18-MAY-2011 09:37:19	Dark	47.500	31	Alp Gru	1.7340	15200.	95	48183	No
132	GOM_NL__2PRFIN20110518_112303_000000433102_00325_48184_8973.N1	18-MAY-2011 11:23:03	Dark	43.000	45	Alp Pav	1.9400	26000.	86	48184	No
133	GOM_NL__2PRFIN20110518_113108_000000453102_00325_48184_8974.N1	18-MAY-2011 11:31:08	Straylight	44.500	147	Alp Ara	2.8770	26000.	89	48184	No
134	GOM_NL__2PRFIN20110518_113242_000000503102_00325_48184_8975.N1	18-MAY-2011 11:32:42	Straylight	50.000	40	The Sco	1.8590	7100.0	100	48184	No
135	GOM_NL__2PRFIN20110518_113433_000000523102_00325_48184_8976.N1	18-MAY-2011 11:34:33	Straylight	51.500	25	35Lam Sco	1.6200	28000.	103	48184	No
136	GOM_NL__2PRFIN20110518_113645_000000533102_00325_48184_8977.N1	18-MAY-2011 11:36:45	Twilight	52.500	75	26Eps Sco	2.2910	4250.0	105	48184	No
137	GOM_NL__2PRFIN20110518_113944_000000583102_00325_48184_8978.N1	18-MAY-2011 11:39:44	Twilight	58.000	16	21Alp Sco	1.0200	3000.0	116	48184	No
138	GOM_NL__2PRFIN20110518_114123_000000533102_00325_48184_8979.N1	18-MAY-2011 11:41:23	Bright	52.500	80	7Del Sco	2.3160	30000.	105	48184	No
139	GOM_NL__2PRFIN20110518_114313_000000433102_00325_48184_8980.N1	18-MAY-2011 11:43:13	Bright	43.000	86	35Eta Oph	2.4300	10200.	86	48184	No
140	GOM_NL__2PRFIN20110518_114549_000000523102_00325_48184_8981.N1	18-MAY-2011 11:45:49	Bright	51.500	104	27Bet Lib	2.6140	13100.	103	48184	No
141	GOM_NL__2PRFIN20110518_114747_000000483102_00325_48184_8982.N1	18-MAY-2011 11:47:47	Bright	47.500	120	1Del Oph	2.7340	3200.0	95	48184	No
142	GOM_NL__2PRFIN20110518_115054_000000423102_00325_48184_8983.N1	18-MAY-2011 11:50:54	Bright	42.000	102	24Alp Ser	2.6000	4250.0	84	48184	No
143	GOM_NL__2PRFIN20110518_115710_000000433102_00325_48184_8984.N1	18-MAY-2011 11:57:10	Bright	43.000	67	5Alp CrB	2.2210	11000.	86	48184	No
144	GOM_NL__2PRFIN20110518_120111_000000583102_00325_48184_8985.N1	18-MAY-2011 12:01:11	Bright	58.000	133	40Zet Her	2.8070	6000.0	116	48184	No
145	GOM_NL__2PRFIN20110518_120805_000000433102_00325_48184_8986.N1	18-MAY-2011 12:08:05	Bright	42.500	119	14Eta Dra	2.7270	4700.0	85	48184	No
146	GOM_NL__2PRFIN20110518_121013_000000563102_00325_48184_8987.N1	18-MAY-2011 12:10:13	Bright	56.000	69	33Gam Dra	2.2310	3800.0	112	48184	No
147	GOM_NL__2PRFIN20110518_121858_000000463102_00325_48184_8988.N1	18-MAY-2011 12:18:58	Bright	45.500	89	5Alp Cep	2.4510	8000.0	91	48184	No
148	GOM_NL__2PRFIN20110518_122249_000000393102_00325_48184_8989.N1	18-MAY-2011 12:22:49	Bright	38.500	74	11Bet Cas	2.2680	6600.0	77	48184	No
149	GOM_NL__2PRFIN20110518_123210_000000473102_00325_48184_8990.N1	18-MAY-2011 12:32:10	Twilight	46.500	58	21Alp And	2.0730	11000.	93	48184	No
150	GOM_NL__2PRFIN20110518_123625_000000453102_00325_48184_8991.N1	18-MAY-2011 12:36:25	Dark	45.000	140	88Gam Peg	2.8340	26000.	90	48184	No
151	GOM_NL__2PRFIN20110518_123813_000000593102_00325_48184_8992.N1	18-MAY-2011 12:38:13	Dark	59.000	90	54Alp Peg	2.4870	11000.	118	48184	No
152	GOM_NL__2PRFIN20110518_125202_000000533102_00325_48184_8993.N1	18-MAY-2011 12:52:02	Dark	53.000	18	24Alp PsA	1.1660	9700.0	106	48184	No
153	GOM_NL__2PRFIN20110518_125748_000000433102_00326_48185_9010.N1	18-MAY-2011 12:57:48	Dark	43.000	31	Alp Gru	1.7340	15200.	86	48185	No
154	GOM_NL__2PRFIN20110518_130317_000000433102_00326_48185_9011.N1	18-MAY-2011 13:03:17	Dark	42.500	45	Alp Pav	1.9400	26000.	85	48185	No
155	GOM_NL__2PRFIN20110518_131123_000000463102_00326_48185_9012.N1	18-MAY-2011 13:11:23	Straylight	46.000	147	Alp Ara	2.8770	26000.	92	48185	No
156	GOM_NL__2PRFIN20110518_131256_000000503102_00326_48185_9013.N1	18-MAY-2011 13:12:56	Straylight	49.500	40	The Sco	1.8590	7100.0	99	48185	No
157	GOM_NL__2PRFIN20110518_131447_000000553102_00326_48185_9014.N1	18-MAY-2011 13:14:47	Straylight	55.000	25	35Lam Sco	1.6200	28000.	110	48185	No
158	GOM_NL__2PRFIN20110518_131700_000000513102_00326_48185_9015.N1	18-MAY-2011 13:17:00	Twilight	50.500	75	26Eps Sco	2.2910	4250.0	101	48185	No
159	GOM_NL__2PRFIN20110518_131958_000000593102_00326_48185_9016.N1	18-MAY-2011 13:19:58	Twilight	58.500	16	21Alp Sco	1.0200	3000.0	117	48185	No
160	GOM_NL__2PRFIN20110518_132138_000000443102_00326_48185_9017.N1	18-MAY-2011 13:21:38	Bright	43.500	80	7Del Sco	2.3160	30000.	87	48185	No

161	GOM_NL__2PRFIN20110518_132327_000000433102_00326_48185_9018.N1	18-MAY-2011 13:23:27	Bright	43.000	86	35Eta Oph	2.4300	10200.	86	48185	No
162	GOM_NL__2PRFIN20110518_132603_000000393102_00326_48185_9019.N1	18-MAY-2011 13:26:03	Bright	38.500	104	27Bet Lib	2.6140	13100.	77	48185	No
163	GOM_NL__2PRFIN20110518_132800_000000473102_00326_48185_9020.N1	18-MAY-2011 13:28:00	Bright	47.000	120	1Del Oph	2.7340	3200.0	94	48185	No
164	GOM_NL__2PRFIN20110518_133108_000000433102_00326_48185_9021.N1	18-MAY-2011 13:31:08	Bright	42.500	102	24Alp Ser	2.6000	4250.0	85	48185	No
165	GOM_NL__2PRFIN20110518_133723_000000423102_00326_48185_9022.N1	18-MAY-2011 13:37:23	Bright	41.500	67	5Alp CrB	2.2210	11000.	83	48185	No
166	GOM_NL__2PRFIN20110518_134125_000000533102_00326_48185_9023.N1	18-MAY-2011 13:41:25	Bright	52.500	133	40Zet Her	2.8070	6000.0	105	48185	No
167	GOM_NL__2PRFIN20110518_134819_000000433102_00326_48185_9024.N1	18-MAY-2011 13:48:19	Bright	43.000	119	14Eta Dra	2.7270	4700.0	86	48185	No
168	GOM_NL__2PRFIN20110518_135026_000000503102_00326_48185_9025.N1	18-MAY-2011 13:50:26	Bright	50.000	69	33Gam Dra	2.2310	3800.0	100	48185	No
169	GOM_NL__2PRFIN20110518_135912_000000483102_00326_48185_9026.N1	18-MAY-2011 13:59:12	Bright	48.000	89	5Alp Cep	2.4510	8000.0	96	48185	No
170	GOM_NL__2PRFIN20110518_140303_000000403102_00326_48185_9027.N1	18-MAY-2011 14:03:03	Bright	39.500	74	11Bet Cas	2.2680	6600.0	79	48185	No
171	GOM_NL__2PRFIN20110518_141224_000000473102_00326_48185_9028.N1	18-MAY-2011 14:12:24	Twi_and_stray	46.500	58	21Alp And	2.0730	11000.	93	48185	No
172	GOM_NL__2PRFIN20110518_141640_000000453102_00326_48185_9029.N1	18-MAY-2011 14:16:40	Dark	45.000	140	88Gam Peg	2.8340	26000.	90	48185	No
173	GOM_NL__2PRFIN20110518_141828_000000563102_00326_48185_9030.N1	18-MAY-2011 14:18:28	Dark	55.500	90	54Alp Peg	2.4870	11000.	111	48185	No
174	GOM_NL__2PRFIN20110518_143217_000000523102_00326_48185_9031.N1	18-MAY-2011 14:32:17	Dark	51.500	18	24Alp PsA	1.1660	9700.0	103	48185	No
175	GOM_NL__2PRFIN20110518_143803_000000443102_00327_48186_9044.N1	18-MAY-2011 14:38:03	Dark	43.500	31	Alp Gru	1.7340	15200.	87	48186	No
176	GOM_NL__2PRFIN20110518_144332_000000433102_00327_48186_9045.N1	18-MAY-2011 14:43:32	Dark	43.000	45	Alp Pav	1.9400	26000.	86	48186	No
177	GOM_NL__2PRFIN20110518_145137_000000443102_00327_48186_9046.N1	18-MAY-2011 14:51:37	Straylight	44.000	147	Alp Ara	2.8770	26000.	88	48186	No
178	GOM_NL__2PRFIN20110518_145311_000000513102_00327_48186_9047.N1	18-MAY-2011 14:53:11	Straylight	50.500	40	The Sco	1.8590	7100.0	101	48186	No
179	GOM_NL__2PRFIN20110518_145502_000000523102_00327_48186_9048.N1	18-MAY-2011 14:55:02	Straylight	52.000	25	35Lam Sco	1.6200	28000.	104	48186	No
180	GOM_NL__2PRFIN20110518_145714_000000553102_00327_48186_9049.N1	18-MAY-2011 14:57:14	Twi_and_stray	55.000	75	26Eps Sco	2.2910	4250.0	110	48186	No
181	GOM_NL__2PRFIN20110518_150013_000000563102_00327_48186_9050.N1	18-MAY-2011 15:00:13	Twi_and_stray	56.000	16	21Alp Sco	1.0200	3000.0	112	48186	No
182	GOM_NL__2PRFIN20110518_150152_000000463102_00327_48186_9051.N1	18-MAY-2011 15:01:52	Bright	46.000	80	7Del Sco	2.3160	30000.	92	48186	No
183	GOM_NL__2PRFIN20110518_150341_000000483102_00327_48186_9052.N1	18-MAY-2011 15:03:41	Bright	48.000	86	35Eta Oph	2.4300	10200.	96	48186	No
184	GOM_NL__2PRFIN20110518_150617_000000393102_00327_48186_9053.N1	18-MAY-2011 15:06:17	Bright	38.500	104	27Bet Lib	2.6140	13100.	77	48186	No
185	GOM_NL__2PRFIN20110518_150814_000000473102_00327_48186_9054.N1	18-MAY-2011 15:08:14	Bright	46.500	120	1Del Oph	2.7340	3200.0	93	48186	No
186	GOM_NL__2PRFIN20110518_151121_000000423102_00327_48186_9055.N1	18-MAY-2011 15:11:21	Bright	42.000	102	24Alp Ser	2.6000	4250.0	84	48186	No
187	GOM_NL__2PRFIN20110518_151737_000000433102_00327_48186_9056.N1	18-MAY-2011 15:17:37	Bright	42.500	67	5Alp CrB	2.2210	11000.	85	48186	No
188	GOM_NL__2PRFIN20110518_152138_000000513102_00327_48186_9057.N1	18-MAY-2011 15:21:38	Bright	50.500	133	40Zet Her	2.8070	6000.0	101	48186	No
189	GOM_NL__2PRFIN20110518_152832_000000413102_00327_48186_9058.N1	18-MAY-2011 15:28:32	Bright	41.000	119	14Eta Dra	2.7270	4700.0	82	48186	No
190	GOM_NL__2PRFIN20110518_153039_000000513102_00327_48186_9059.N1	18-MAY-2011 15:30:39	Bright	51.000	69	33Gam Dra	2.2310	3800.0	102	48186	No
191	GOM_NL__2PRFIN20110518_153926_000000573102_00327_48186_9060.N1	18-MAY-2011 15:39:26	Bright	56.500	89	5Alp Cep	2.4510	8000.0	113	48186	No
192	GOM_NL__2PRFIN20110518_154317_000000363102_00327_48186_9061.N1	18-MAY-2011 15:43:17	Bright	36.000	74	11Bet Cas	2.2680	6600.0	72	48186	No
193	GOM_NL__2PRFIN20110518_155239_000000443102_00327_48186_9062.N1	18-MAY-2011 15:52:39	Twi_and_stray	44.000	58	21Alp And	2.0730	11000.	88	48186	No
194	GOM_NL__2PRFIN20110518_155654_000000443102_00327_48186_9063.N1	18-MAY-2011 15:56:54	Dark	43.500	140	88Gam Peg	2.8340	26000.	87	48186	No
195	GOM_NL__2PRFIN20110518_155842_000000593102_00327_48186_9064.N1	18-MAY-2011 15:58:42	Dark	58.500	90	54Alp Peg	2.4870	11000.	117	48186	No
196	GOM_NL__2PRFIN20110518_161232_000000503102_00327_48186_9065.N1	18-MAY-2011 16:12:32	Dark	50.000	18	24Alp PsA	1.1660	9700.0	100	48186	No
197	GOM_NL__2PRFIN20110518_161818_000000443102_00328_48187_9082.N1	18-MAY-2011 16:18:18	Dark	43.500	31	Alp Gru	1.7340	15200.	87	48187	No
198	GOM_NL__2PRFIN20110518_162347_000000423102_00328_48187_9083.N1	18-MAY-2011 16:23:47	Dark	42.000	45	Alp Pav	1.9400	26000.	84	48187	No
199	GOM_NL__2PRFIN20110518_163152_000000453102_00328_48187_9084.N1	18-MAY-2011 16:31:52	Straylight	44.500	147	Alp Ara	2.8770	26000.	89	48187	No
200	GOM_NL__2PRFIN20110518_163325_000000513102_00328_48187_9085.N1	18-MAY-2011 16:33:25	Straylight	51.000	40	The Sco	1.8590	7100.0	102	48187	No
201	GOM_NL__2PRFIN20110518_163517_000000483102_00328_48187_9086.N1	18-MAY-2011 16:35:17	Straylight	47.500	25	35Lam Sco	1.6200	28000.	95	48187	No
202	GOM_NL__2PRFIN20110518_163728_000000533102_00328_48187_9087.N1	18-MAY-2011 16:37:28	Twi_and_stray	53.000	75	26Eps Sco	2.2910	4250.0	106	48187	No
203	GOM_NL__2PRFIN20110518_164027_000000633102_00328_48187_9088.N1	18-MAY-2011 16:40:27	Twi_and_stray	63.000	16	21Alp Sco	1.0200	3000.0	126	48187	No
204	GOM_NL__2PRFIN20110518_164206_000000483102_00328_48187_9089.N1	18-MAY-2011 16:42:06	Bright	48.000	80	7Del Sco	2.3160	30000.	96	48187	No
205	GOM_NL__2PRFIN20110518_164355_000000483102_00328_48187_9090.N1	18-MAY-2011 16:43:55	Bright	48.000	86	35Eta Oph	2.4300	10200.	96	48187	No
206	GOM_NL__2PRFIN20110518_164631_000000403102_00328_48187_9091.N1	18-MAY-2011 16:46:31	Bright	39.500	104	27Bet Lib	2.6140	13100.	79	48187	No
207	GOM_NL__2PRFIN20110518_164828_000000473102_00328_48187_9092.N1	18-MAY-2011 16:48:28	Bright	47.000	120	1Del Oph	2.7340	3200.0	94	48187	No
208	GOM_NL__2PRFIN20110518_165135_000000423102_00328_48187_9093.N1	18-MAY-2011 16:51:35	Bright	42.000	102	24Alp Ser	2.6000	4250.0	84	48187	No
209	GOM_NL__2PRFIN20110518_165751_000000423102_00328_48187_9094.N1	18-MAY-2011 16:57:51	Bright	41.500	67	5Alp CrB	2.2210	11000.	83	48187	No
210	GOM_NL__2PRFIN20110518_170151_000000543102_00328_48187_9095.N1	18-MAY-2011 17:01:51	Bright	54.000	133	40Zet Her	2.8070	6000.0	108	48187	No
211	GOM_NL__2PRFIN20110518_170846_000000533102_00328_48187_9096.N1	18-MAY-2011 17:08:46	Bright	52.500	119	14Eta Dra	2.7270	4700.0	105	48187	No
212	GOM_NL__2PRFIN20110518_171052_000000523102_00328_48187_9097.N1	18-MAY-2011 17:10:52	Bright	51.500	69	33Gam Dra	2.2310	3800.0	103	48187	No
213	GOM_NL__2PRFIN20110518_171939_000000463102_00328_48187_9098.N1	18-MAY-2011 17:19:39	Bright	45.500	89	5Alp Cep	2.4510	8000.0	91	48187	No
214	GOM_NL__2PRFIN20110518_172331_000000373102_00328_48187_9099.N1	18-MAY-2011 17:23:31	Bright	36.500	74	11Bet Cas	2.2680	6600.0	73	48187	No
215	GOM_NL__2PRFIN20110518_173253_000000483102_00328_48187_9100.N1	18-MAY-2011 17:32:53	Twi_and_stray	48.000	58	21Alp And	2.0730	11000.	96	48187	No
216	GOM_NL__2PRFIN20110518_173708_000000443102_00328_48187_9101.N1	18-MAY-2011 17:37:08	Dark	44.000	140	88Gam Peg	2.8340	26000.	88	48187	No
217	GOM_NL__2PRFIN20110518_173857_000000603102_00328_48187_9102.N1	18-MAY-2011 17:38:57	Dark	60.000	90	54Alp Peg	2.4870	11000.	120	48187	No
218	GOM_NL__2PRFIN20110518_175247_000000533102_00328_48187_9103.N1	18-MAY-2011 17:52:47	Dark	53.000	18	24Alp PsA	1.1660	9700.0	106	48187	No
219	GOM_NL__2PRFIN20110518_175832_000000443102_00329_48188_9108.N1	18-MAY-2011 17:58:32	Dark	43.500	31	Alp Gru	1.7340	15200.	87	48188	No

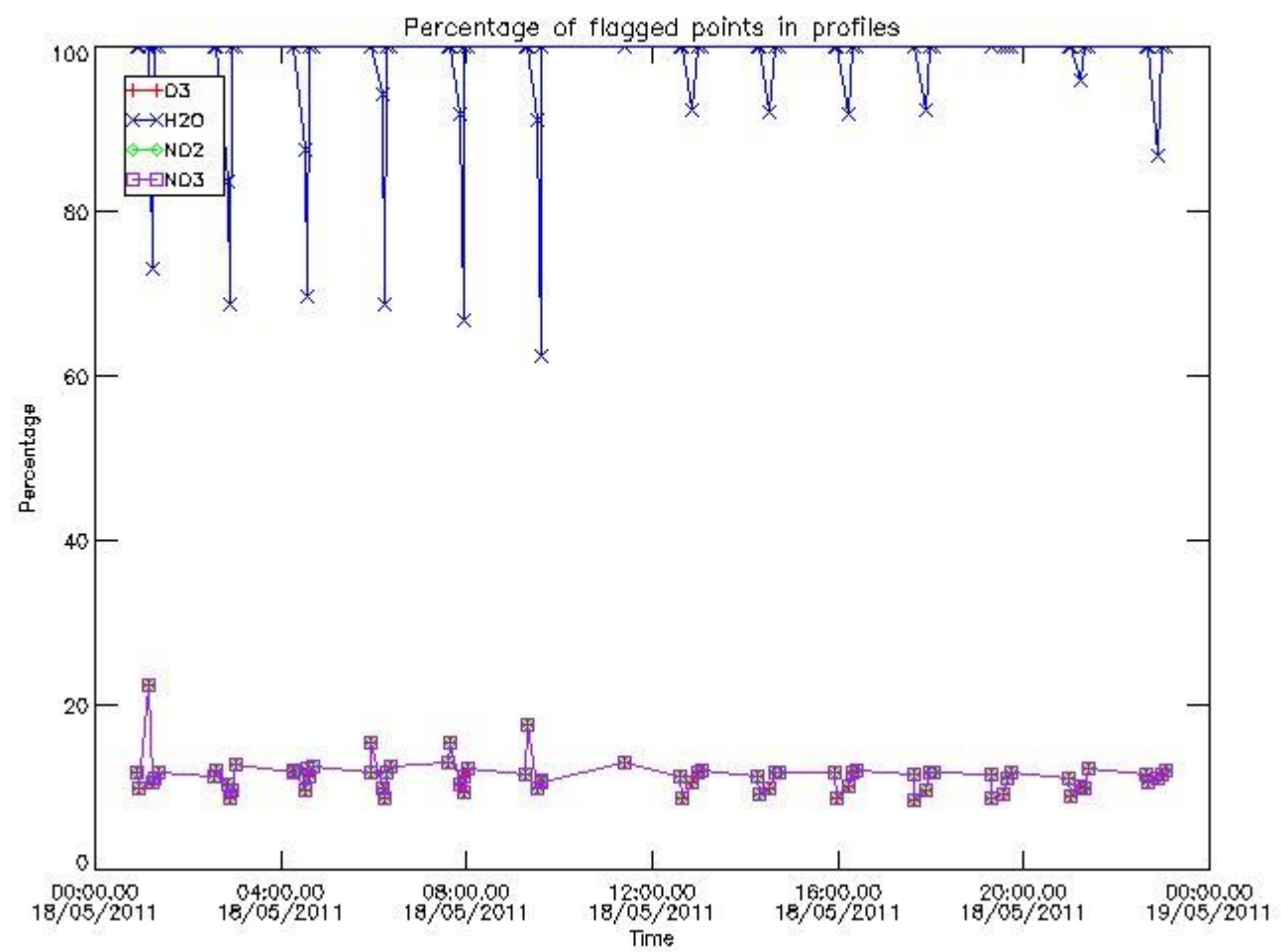
220	GOM_NL__2PRFIN20110518_180401_000000433102_00329_48188_9109.N1	18-MAY-2011 18:04:01	Dark	43.000	45	Alp Pav	1.9400	26000.	86	48188	No
221	GOM_NL__2PRFIN20110518_181206_000000433102_00329_48188_9110.N1	18-MAY-2011 18:12:06	Straylight	43.000	147	Alp Ara	2.8770	26000.	86	48188	No
222	GOM_NL__2PRFIN20110518_181340_000000523102_00329_48188_9111.N1	18-MAY-2011 18:13:40	Straylight	52.000	40	The Sco	1.8590	7100.0	104	48188	No
223	GOM_NL__2PRFIN20110518_181531_000000523102_00329_48188_9112.N1	18-MAY-2011 18:15:31	Straylight	51.500	25	35Lam Sco	1.6200	28000.	103	48188	No
224	GOM_NL__2PRFIN20110518_181743_000000533102_00329_48188_9113.N1	18-MAY-2011 18:17:43	Tw_i_and_stray	52.500	75	26Eps Sco	2.2910	4250.0	105	48188	No
225	GOM_NL__2PRFIN20110518_182041_000000553102_00329_48188_9114.N1	18-MAY-2011 18:20:41	Tw_i_and_stray	54.500	16	21Alp Sco	1.0200	3000.0	109	48188	No
226	GOM_NL__2PRFIN20110518_182221_000000473102_00329_48188_9115.N1	18-MAY-2011 18:22:21	Bright	46.500	80	7Del Sco	2.3160	30000.	93	48188	No
227	GOM_NL__2PRFIN20110518_182409_000000533102_00329_48188_9116.N1	18-MAY-2011 18:24:09	Bright	53.000	86	35Eta Oph	2.4300	10200.	106	48188	No
228	GOM_NL__2PRFIN20110518_182646_000000393102_00329_48188_9117.N1	18-MAY-2011 18:26:46	Bright	39.000	104	27Bet Lib	2.6140	13100.	78	48188	No
229	GOM_NL__2PRFIN20110518_182842_000000473102_00329_48188_9118.N1	18-MAY-2011 18:28:42	Bright	47.000	120	1Del Oph	2.7340	3200.0	94	48188	No
230	GOM_NL__2PRFIN20110518_183149_000000423102_00329_48188_9119.N1	18-MAY-2011 18:31:49	Bright	42.000	102	24Alp Ser	2.6000	4250.0	84	48188	No
231	GOM_NL__2PRFIN20110518_183804_000000443102_00329_48188_9120.N1	18-MAY-2011 18:38:04	Bright	43.500	67	5Alp CrB	2.2210	11000.	87	48188	No
232	GOM_NL__2PRFIN20110518_184204_000000533102_00329_48188_9121.N1	18-MAY-2011 18:42:04	Bright	52.500	133	40Zet Her	2.8070	6000.0	105	48188	No
233	GOM_NL__2PRFIN20110518_184900_000000413102_00329_48188_9122.N1	18-MAY-2011 18:49:00	Bright	41.000	119	14Eta Dra	2.7270	4700.0	82	48188	No
234	GOM_NL__2PRFIN20110518_185105_000000543102_00329_48188_9123.N1	18-MAY-2011 18:51:05	Bright	53.500	69	33Gam Dra	2.2310	3800.0	107	48188	No
235	GOM_NL__2PRFIN20110518_185952_000000473102_00329_48188_9124.N1	18-MAY-2011 18:59:52	Bright	47.000	89	5Alp Cep	2.4510	8000.0	94	48188	No
236	GOM_NL__2PRFIN20110518_190345_000000563102_00329_48188_9125.N1	18-MAY-2011 19:03:45	Bright	56.000	74	11Bet Cas	2.2680	6600.0	112	48188	No
237	GOM_NL__2PRFIN20110518_191307_000000443102_00329_48188_9126.N1	18-MAY-2011 19:13:07	Tw_i_and_stray	44.000	58	21Alp And	2.0730	11000.	88	48188	No
238	GOM_NL__2PRFIN20110518_191723_000000443102_00329_48188_9127.N1	18-MAY-2011 19:17:23	Dark	44.000	140	88Gam Peg	2.8340	26000.	88	48188	No
239	GOM_NL__2PRFIN20110518_191912_000000593102_00329_48188_9128.N1	18-MAY-2011 19:19:12	Dark	58.500	90	54Alp Peg	2.4870	11000.	117	48188	No
240	GOM_NL__2PRFIN20110518_193302_000000553102_00329_48188_9129.N1	18-MAY-2011 19:33:02	Dark	55.000	18	24Alp PsA	1.1660	9700.0	110	48188	No
241	GOM_NL__2PRFIN20110518_193847_000000513102_00330_48189_9170.N1	18-MAY-2011 19:38:47	Dark	51.000	31	Alp Gru	1.7340	15200.	102	48189	No
242	GOM_NL__2PRFIN20110518_194416_000000433102_00330_48189_9171.N1	18-MAY-2011 19:44:16	Dark	42.500	45	Alp Pav	1.9400	26000.	85	48189	No
243	GOM_NL__2PRFIN20110518_195221_000000423102_00330_48189_9172.N1	18-MAY-2011 19:52:21	Straylight	42.000	147	Alp Ara	2.8770	26000.	84	48189	No
244	GOM_NL__2PRFIN20110518_195355_000000523102_00330_48189_9173.N1	18-MAY-2011 19:53:55	Straylight	51.500	40	The Sco	1.8590	7100.0	103	48189	No
245	GOM_NL__2PRFIN20110518_195546_000000533102_00330_48189_9174.N1	18-MAY-2011 19:55:46	Straylight	52.500	25	35Lam Sco	1.6200	28000.	105	48189	No
246	GOM_NL__2PRFIN20110518_195757_000000533102_00330_48189_9175.N1	18-MAY-2011 19:57:57	Tw_i_and_stray	52.500	75	26Eps Sco	2.2910	4250.0	105	48189	No
247	GOM_NL__2PRFIN20110518_200056_000000573102_00330_48189_9176.N1	18-MAY-2011 20:00:56	Tw_i_and_stray	56.500	16	21Alp Sco	1.0200	3000.0	113	48189	No
248	GOM_NL__2PRFIN20110518_200234_000000483102_00330_48189_9177.N1	18-MAY-2011 20:02:34	Bright	48.000	80	7Del Sco	2.3160	30000.	96	48189	No
249	GOM_NL__2PRFIN20110518_200424_000000533102_00330_48189_9178.N1	18-MAY-2011 20:04:24	Bright	53.000	86	35Eta Oph	2.4300	10200.	106	48189	No
250	GOM_NL__2PRFIN20110518_200659_000000403102_00330_48189_9179.N1	18-MAY-2011 20:06:59	Bright	39.500	104	27Bet Lib	2.6140	13100.	79	48189	No
251	GOM_NL__2PRFIN20110518_200856_000000473102_00330_48189_9180.N1	18-MAY-2011 20:08:56	Bright	46.500	120	1Del Oph	2.7340	3200.0	93	48189	No
252	GOM_NL__2PRFIN20110518_201203_000000423102_00330_48189_9181.N1	18-MAY-2011 20:12:03	Bright	42.000	102	24Alp Ser	2.6000	4250.0	84	48189	No
253	GOM_NL__2PRFIN20110518_201818_000000433102_00330_48189_9182.N1	18-MAY-2011 20:18:18	Bright	42.500	67	5Alp CrB	2.2210	11000.	85	48189	No
254	GOM_NL__2PRFIN20110518_202217_000000503102_00330_48189_9183.N1	18-MAY-2011 20:22:17	Bright	50.000	133	40Zet Her	2.8070	6000.0	100	48189	No
255	GOM_NL__2PRFIN20110518_202913_000000433102_00330_48189_9184.N1	18-MAY-2011 20:29:13	Bright	42.500	119	14Eta Dra	2.7270	4700.0	85	48189	No
256	GOM_NL__2PRFIN20110518_203118_000000573102_00330_48189_9185.N1	18-MAY-2011 20:31:18	Bright	56.500	69	33Gam Dra	2.2310	3800.0	113	48189	No
257	GOM_NL__2PRFIN20110518_204006_000000443102_00330_48189_9186.N1	18-MAY-2011 20:40:06	Bright	44.000	89	5Alp Cep	2.4510	8000.0	88	48189	No
258	GOM_NL__2PRFIN20110518_204359_000000563102_00330_48189_9187.N1	18-MAY-2011 20:43:59	Bright	56.000	74	11Bet Cas	2.2680	6600.0	112	48189	No
259	GOM_NL__2PRFIN20110518_205321_000000453102_00330_48189_9188.N1	18-MAY-2011 20:53:21	Tw_i_and_stray	45.000	58	21Alp And	2.0730	11000.	90	48189	No
260	GOM_NL__2PRFIN20110518_205737_000000463102_00330_48189_9189.N1	18-MAY-2011 20:57:37	Dark	45.500	140	88Gam Peg	2.8340	26000.	91	48189	No
261	GOM_NL__2PRFIN20110518_205926_000000583102_00330_48189_9190.N1	18-MAY-2011 20:59:26	Dark	57.500	90	54Alp Peg	2.4870	11000.	115	48189	No
262	GOM_NL__2PRFIN20110518_211316_000000503102_00330_48189_9191.N1	18-MAY-2011 21:13:16	Dark	50.000	18	24Alp PsA	1.1660	9700.0	100	48189	No
263	GOM_NL__2PRFIN20110518_211902_000000513102_00331_48190_9178.N1	18-MAY-2011 21:19:02	Dark	51.000	31	Alp Gru	1.7340	15200.	102	48190	No
264	GOM_NL__2PRFIN20110518_212431_000000423102_00331_48190_9179.N1	18-MAY-2011 21:24:31	Dark	41.500	45	Alp Pav	1.9400	26000.	83	48190	No
265	GOM_NL__2PRFIN20110518_213235_000000433102_00331_48190_9180.N1	18-MAY-2011 21:32:35	Straylight	43.000	147	Alp Ara	2.8770	26000.	86	48190	No
266	GOM_NL__2PRFIN20110518_213409_000000513102_00331_48190_9181.N1	18-MAY-2011 21:34:09	Straylight	50.500	40	The Sco	1.8590	7100.0	101	48190	No
267	GOM_NL__2PRFIN20110518_213600_000000563102_00331_48190_9182.N1	18-MAY-2011 21:36:00	Straylight	55.500	25	35Lam Sco	1.6200	28000.	111	48190	No
268	GOM_NL__2PRFIN20110518_213812_000000513102_00331_48190_9183.N1	18-MAY-2011 21:38:12	Tw_i_and_stray	50.500	75	26Eps Sco	2.2910	4250.0	101	48190	No
269	GOM_NL__2PRFIN20110518_214110_000000543102_00331_48190_9184.N1	18-MAY-2011 21:41:10	Tw_i_and_stray	53.500	16	21Alp Sco	1.0200	3000.0	107	48190	No
270	GOM_NL__2PRFIN20110518_214249_000000463102_00331_48190_9185.N1	18-MAY-2011 21:42:49	Bright	46.000	80	7Del Sco	2.3160	30000.	92	48190	No
271	GOM_NL__2PRFIN20110518_214437_000000553102_00331_48190_9186.N1	18-MAY-2011 21:44:37	Bright	55.000	86	35Eta Oph	2.4300	10200.	110	48190	No
272	GOM_NL__2PRFIN20110518_214713_000000383102_00331_48190_9187.N1	18-MAY-2011 21:47:13	Bright	37.500	104	27Bet Lib	2.6140	13100.	75	48190	No
273	GOM_NL__2PRFIN20110518_214910_000000473102_00331_48190_9188.N1	18-MAY-2011 21:49:10	Bright	47.000	120	1Del Oph	2.7340	3200.0	94	48190	No
274	GOM_NL__2PRFIN20110518_215216_000000423102_00331_48190_9189.N1	18-MAY-2011 21:52:16	Bright	42.000	102	24Alp Ser	2.6000	4250.0	84	48190	No
275	GOM_NL__2PRFIN20110518_215831_000000433102_00331_48190_9190.N1	18-MAY-2011 21:58:31	Bright	42.500	67	5Alp CrB	2.2210	11000.	85	48190	No
276	GOM_NL__2PRFIN20110518_220230_000000533102_00331_48190_9191.N1	18-MAY-2011 22:02:30	Bright	52.500	133	40Zet Her	2.8070	6000.0	105	48190	No
277	GOM_NL__2PRFIN20110518_220927_000000413102_00331_48190_9192.N1	18-MAY-2011 22:09:27	Bright	41.000	119	14Eta Dra	2.7270	4700.0	82	48190	No
278	GOM_NL__2PRFIN20110518_221131_000000543102_00331_48190_9193.N1	18-MAY-2011 22:11:31	Bright	54.000	69	33Gam Dra	2.2310	3800.0	108	48190	No

279	GOM_NL__2PRFIN20110518_222019_000000573102_00331_48190_9194.N1	18-MAY-2011 22:20:19	Bright	57.000	89	5Alp Cep	2.4510	8000.0	114	48190	No
280	GOM_NL__2PRFIN20110518_222412_000000383102_00331_48190_9195.N1	18-MAY-2011 22:24:12	Bright	37.500	74	11Bet Cas	2.2680	6600.0	75	48190	No
281	GOM_NL__2PRFIN20110518_223335_000000453102_00331_48190_9196.N1	18-MAY-2011 22:33:35	Twilight	45.000	58	21Alp And	2.0730	11000.	90	48190	No
282	GOM_NL__2PRFIN20110518_223751_000000443102_00331_48190_9197.N1	18-MAY-2011 22:37:51	Dark	44.000	140	88Gam Peg	2.8340	26000.	88	48190	No
283	GOM_NL__2PRFIN20110518_223941_000000573102_00331_48190_9198.N1	18-MAY-2011 22:39:41	Dark	57.000	90	54Alp Peg	2.4870	11000.	114	48190	No
284	GOM_NL__2PRFIN20110518_225332_000000463102_00331_48190_9199.N1	18-MAY-2011 22:53:32	Dark	46.000	18	24Alp PsA	1.1660	9700.0	92	48190	No
285	GOM_NL__2PRFIN20110518_225917_000000453102_00332_48191_9188.N1	18-MAY-2011 22:59:17	Dark	44.500	31	Alp Gru	1.7340	15200.	89	48191	No
286	GOM_NL__2PRFIN20110518_230445_000000433102_00332_48191_9189.N1	18-MAY-2011 23:04:45	Dark	42.500	45	Alp Pav	1.9400	26000.	85	48191	No
287	GOM_NL__2PRFIN20110518_231250_000000433102_00332_48191_9190.N1	18-MAY-2011 23:12:50	Straylight	42.500	147	Alp Ara	2.8770	26000.	85	48191	No
288	GOM_NL__2PRFIN20110518_231424_000000533102_00332_48191_9191.N1	18-MAY-2011 23:14:24	Straylight	52.500	40	The Sco	1.8590	7100.0	105	48191	No
289	GOM_NL__2PRFIN20110518_231615_000000573102_00332_48191_9192.N1	18-MAY-2011 23:16:15	Straylight	56.500	25	35Lam Sco	1.6200	28000.	113	48191	No
290	GOM_NL__2PRFIN20110518_231826_000000493102_00332_48191_9193.N1	18-MAY-2011 23:18:26	Twilight	48.500	75	26Eps Sco	2.2910	4250.0	97	48191	No
291	GOM_NL__2PRFIN20110518_232124_000000613102_00332_48191_9194.N1	18-MAY-2011 23:21:24	Twilight	61.000	16	21Alp Sco	1.0200	3000.0	122	48191	No
292	GOM_NL__2PRFIN20110518_232303_000000443102_00332_48191_9195.N1	18-MAY-2011 23:23:03	Bright	43.500	80	7Del Sco	2.3160	30000.	87	48191	No
293	GOM_NL__2PRFIN20110518_232452_000000573102_00332_48191_9196.N1	18-MAY-2011 23:24:52	Bright	57.000	86	35Eta Oph	2.4300	10200.	114	48191	No
294	GOM_NL__2PRFIN20110518_232727_000000383102_00332_48191_9197.N1	18-MAY-2011 23:27:27	Bright	37.500	104	27Bet Lib	2.6140	13100.	75	48191	No
295	GOM_NL__2PRFIN20110518_232923_000000473102_00332_48191_9198.N1	18-MAY-2011 23:29:23	Bright	47.000	120	1Del Oph	2.7340	3200.0	94	48191	No
296	GOM_NL__2PRFIN20110518_233230_000000423102_00332_48191_9199.N1	18-MAY-2011 23:32:30	Bright	41.500	102	24Alp Ser	2.6000	4250.0	83	48191	No
297	GOM_NL__2PRFIN20110518_233845_000000433102_00332_48191_9200.N1	18-MAY-2011 23:38:45	Bright	42.500	67	5Alp CrB	2.2210	11000.	85	48191	No
298	GOM_NL__2PRFIN20110518_234243_000000533102_00332_48191_9201.N1	18-MAY-2011 23:42:43	Bright	52.500	133	40Zet Her	2.8070	6000.0	105	48191	No
299	GOM_NL__2PRFIN20110518_234940_000000433102_00332_48191_9202.N1	18-MAY-2011 23:49:40	Bright	42.500	119	14Eta Dra	2.7270	4700.0	85	48191	No
300	GOM_NL__2PRFIN20110518_235144_000000573102_00332_48191_9203.N1	18-MAY-2011 23:51:44	Bright	56.500	69	33Gam Dra	2.2310	3800.0	113	48191	No

3. Quality information per product

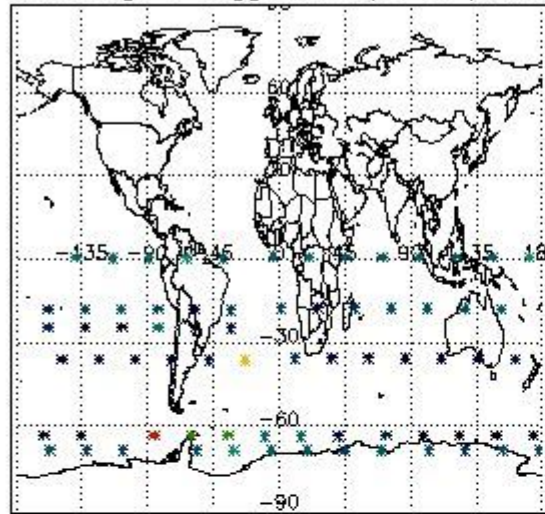
In this section it is plotted some information contained in the Quality Summary data set of the level 2 products. Only products in dark limb conditions and without errors (error flag in the MPH set to "0") are used.

3.1 Plot quality information per product (time dependant)

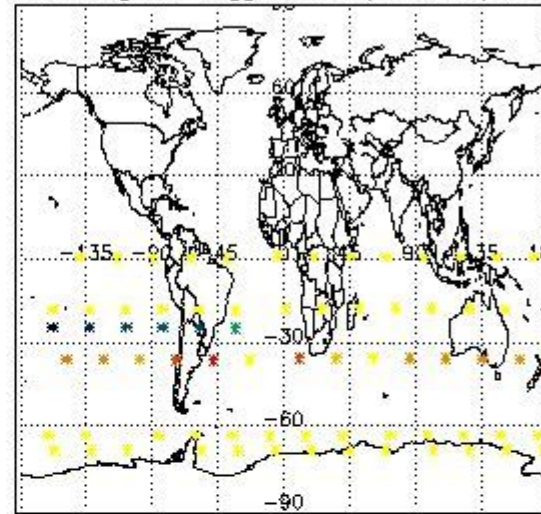


3.2 Plot quality information per product (world map)

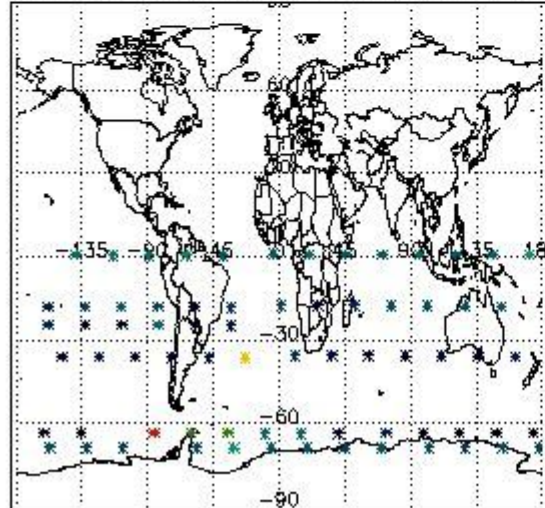
Percentage of flagged data per O3 profile



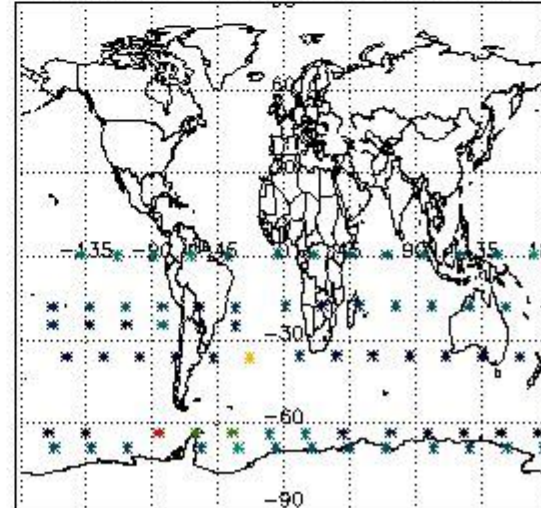
Percentage of flagged data per H2O profile



Percentage of flagged data per NO2 profile



Percentage of flagged data per NO3 profile

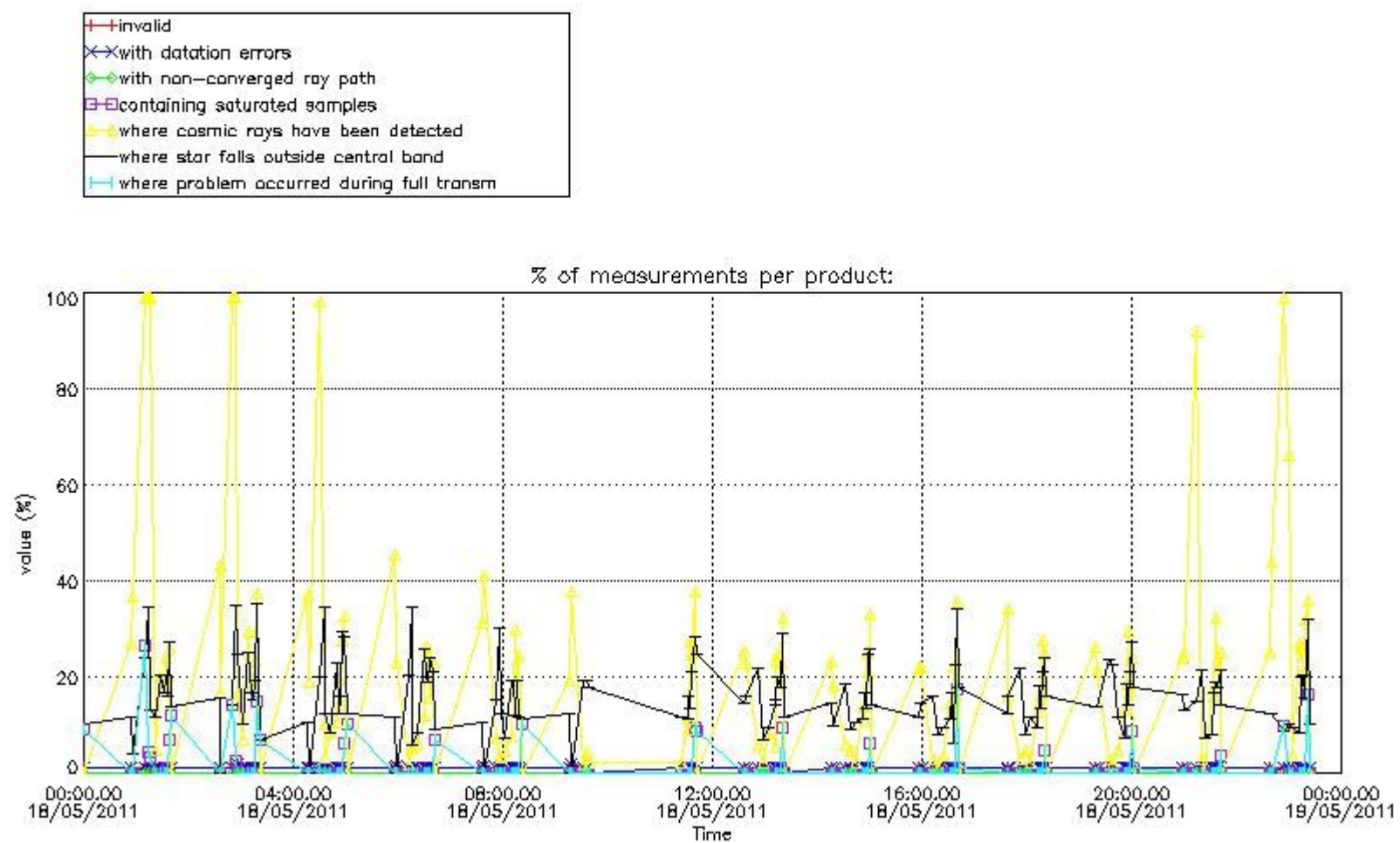


4. Level 1 quality information per product

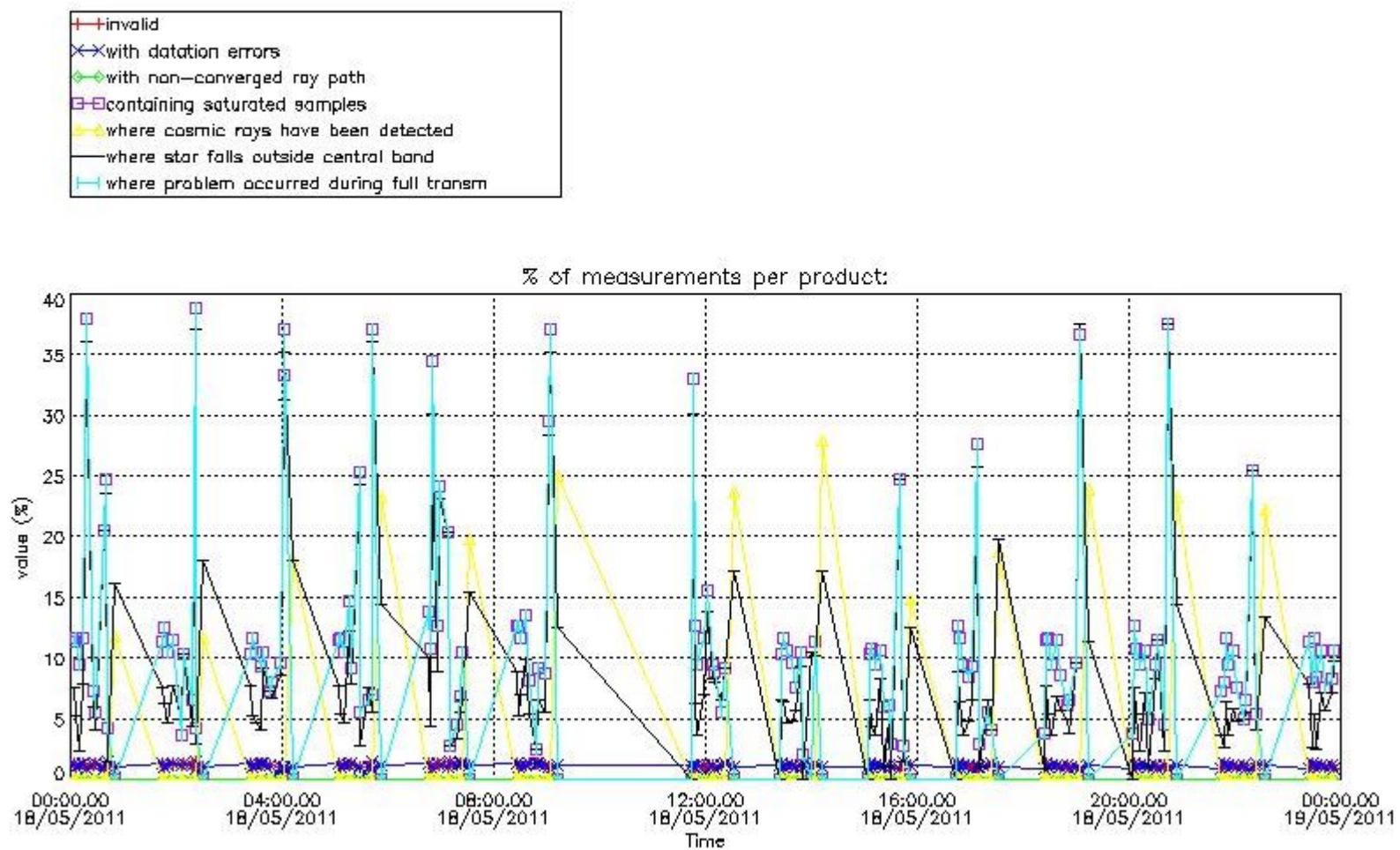
In this section it is plotted some information contained in the Quality Summary data set of the level 2 products that comes from the level 1b processing. Products without errors (error flag in the MPH set to "0") are used.

4.1 Plot quality information per product (time dependant) coming from level 1b processing

4.1.1 Plot level 1 quality information per product (time dependant): ENVISAT ASCENDING passes

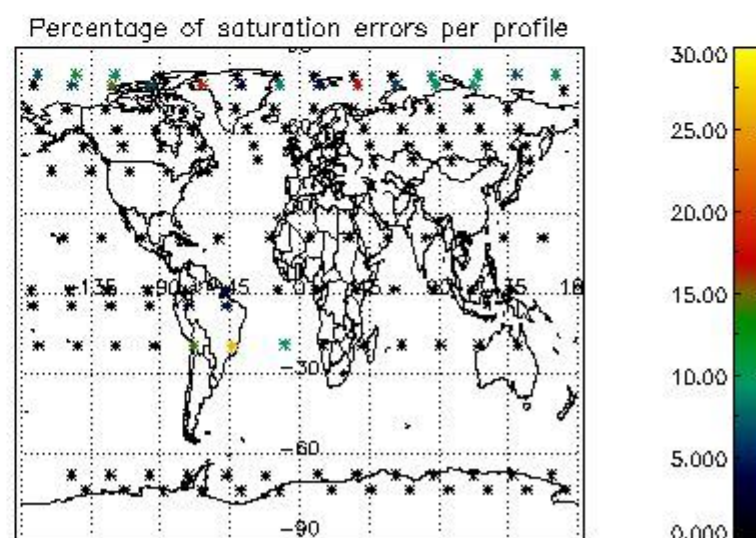
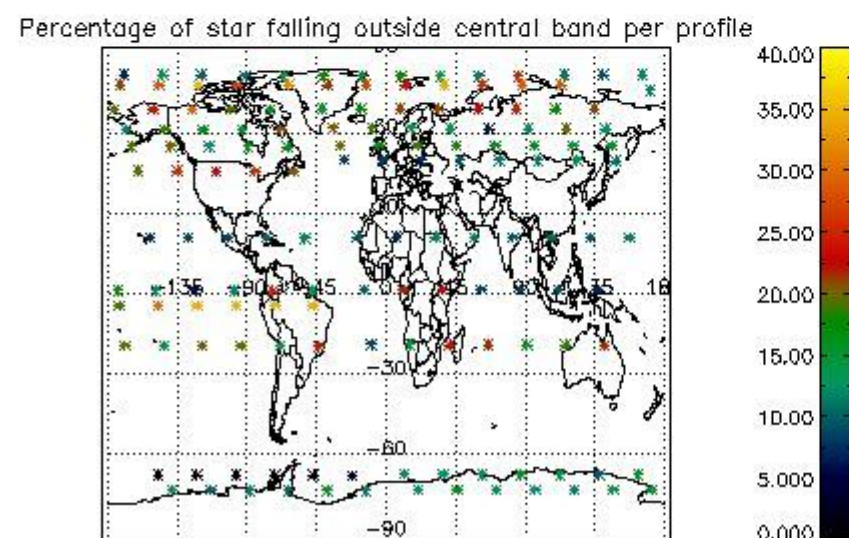
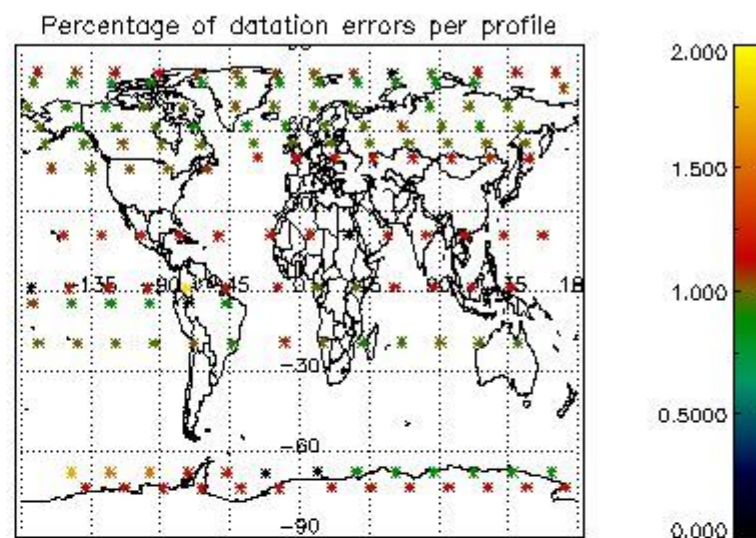
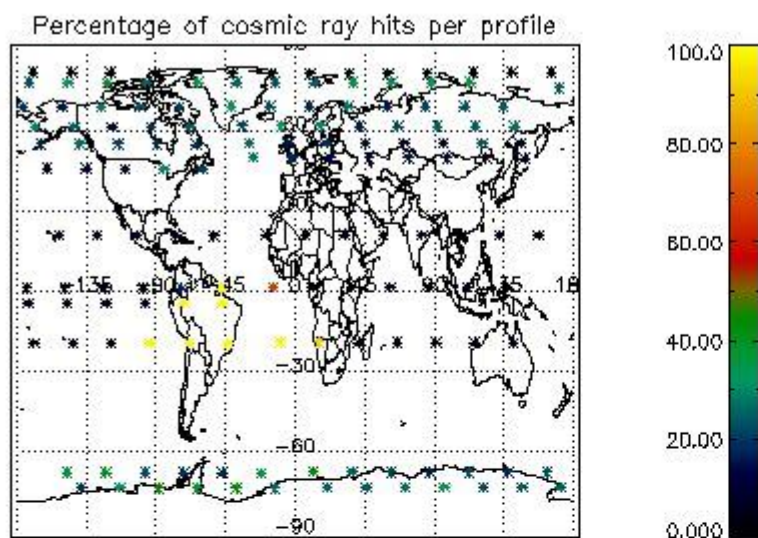


4.1.2 Plot level 1 quality information per product (time dependant): ENVI SAT DESCENDING passes

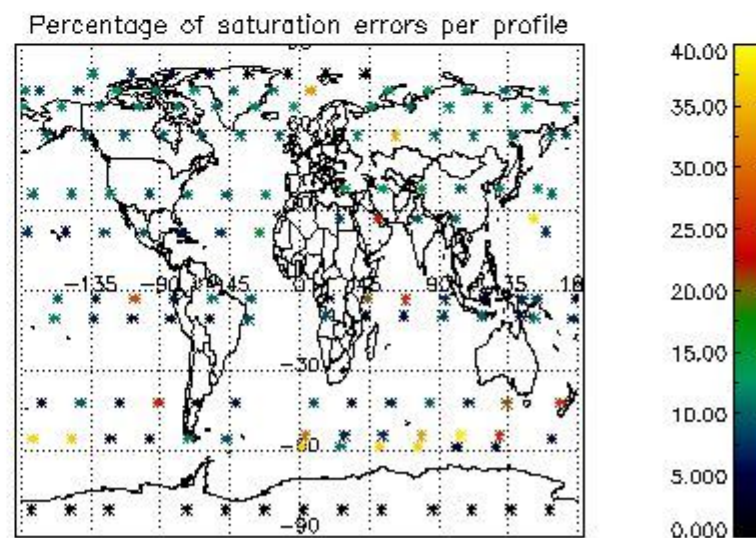
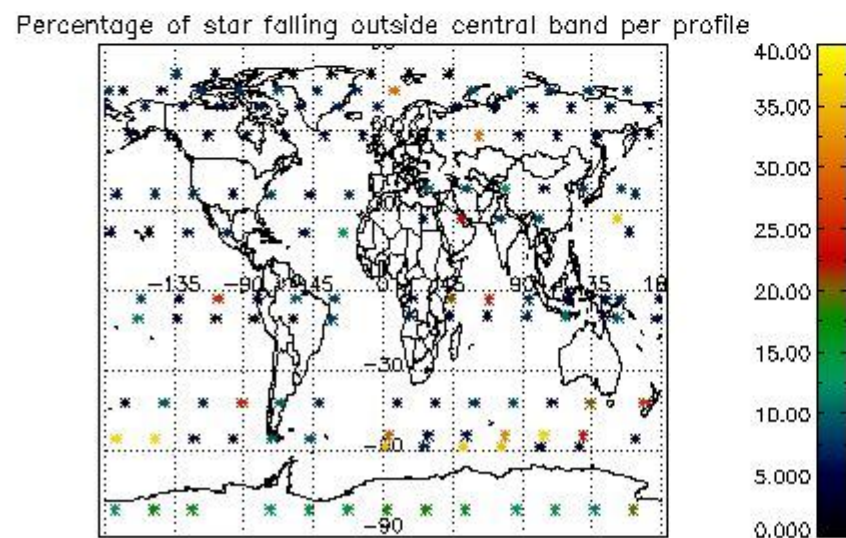
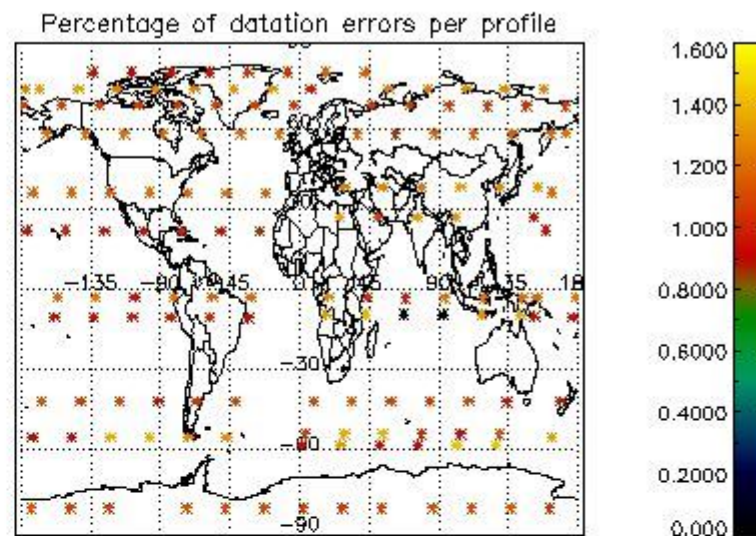
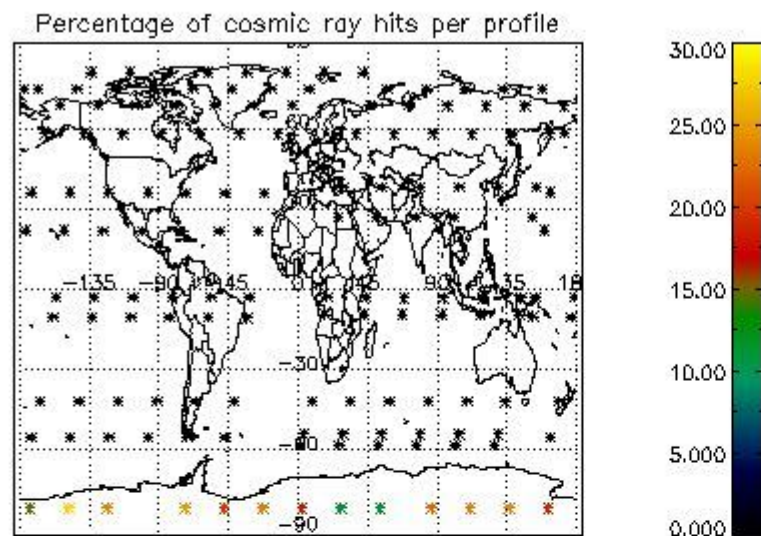


4.2 Plot quality information per product coming from level 1b processing (world map)

4.2.1 Plot level 1 quality information per product (world map): ENVISAT ASCENDING passes



4.2.2 Plot level 1 quality information per product (world map): ENVISAT DESCENDING passes



5. Trace gas profiles

5.1 Ozone statistics based on quality of products

The final quality of the products can be "measured" using the STD (Standard Deviation) attached to every point profile. This information is written to the parameter GOM_NL__2P/NL_LOCAL_SPECIES_DENSITY/o3_std of the level 2 products. The table below shows the statistics for given STD ranges.

The statistics are given with respect to the overall valid production:

- Products without fatal errors: GOM_NL__2P/MPH/PRODUCT_ERR=0
- Valid point profile: GOM_NL__2P/NL_LOCAL_SPECIES_DENSITY/pcd(0)=0

The 'Criteria' is applied to valid points of dark limb products:

- Products in dark limb illumination condition: GOM_NL__2P/NL_SUMMARY_QUALITY/obs_ill_cond=0
- Products without fatal errors: GOM_NL__2P/MPH/PRODUCT_ERR=0
- Valid point profile: GOM_NL__2P/NL_LOCAL_SPECIES_DENSITY/pcd(0)=0

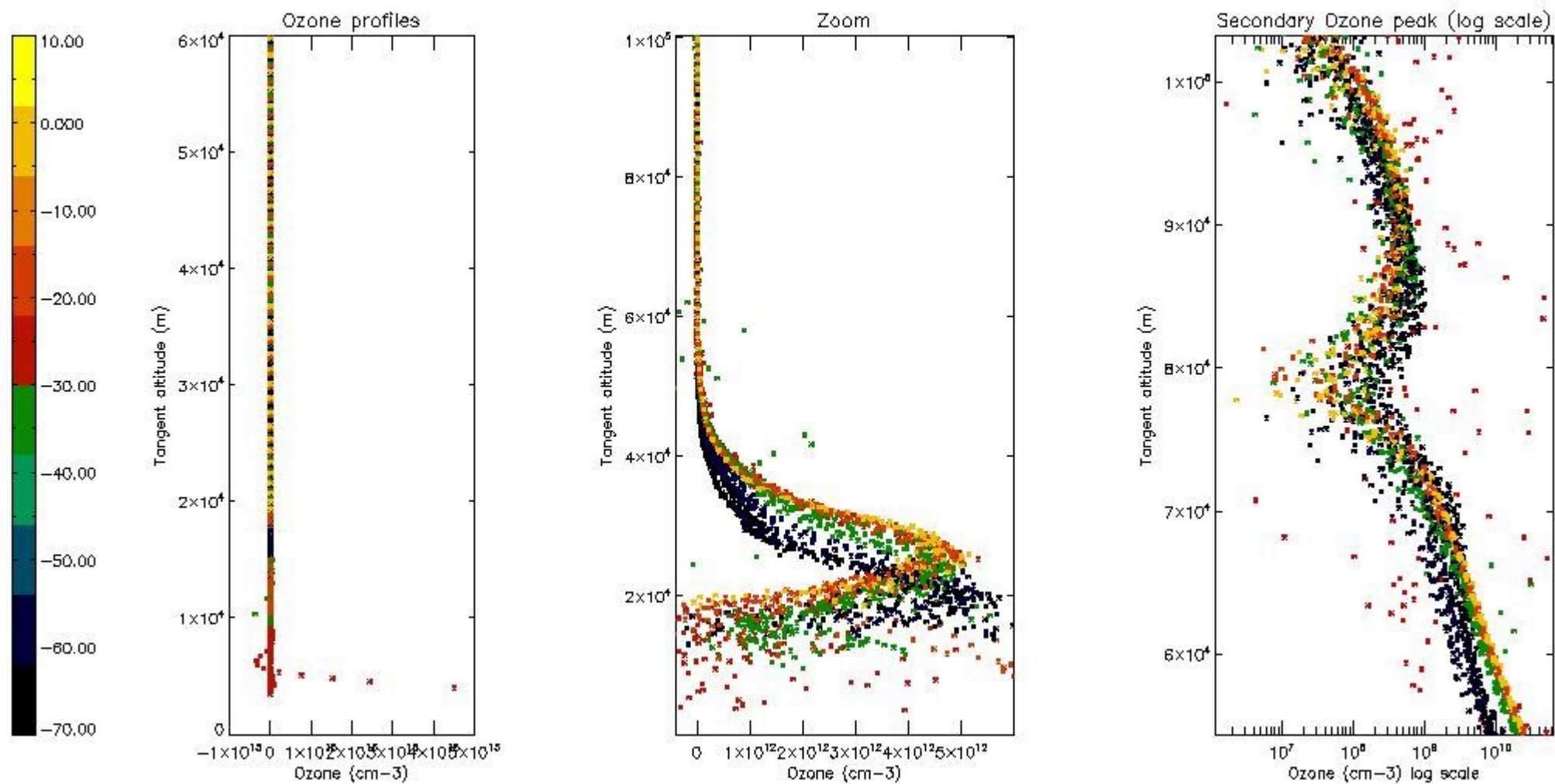
So, the table below shows the percentage of dark limb and valid observations for each criteria with respect to the overall valid daily observations.

Criteria	% of total production
All STD	24
STD < 20	13

STD < 10	10
STD < 5	7

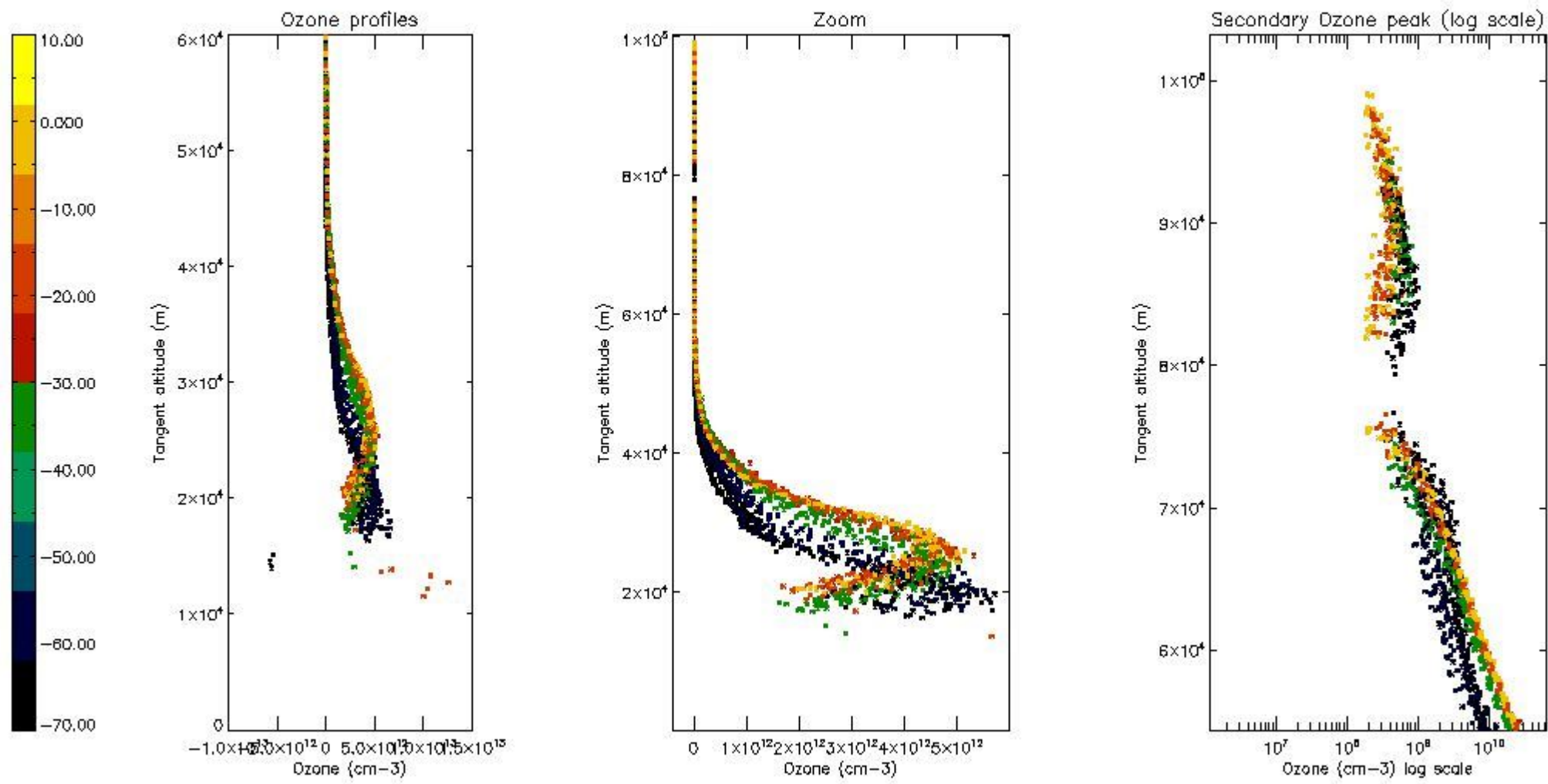
5.2 Plot ozone profiles for all STD (dark without errors)

The colorbar represents the latitude.



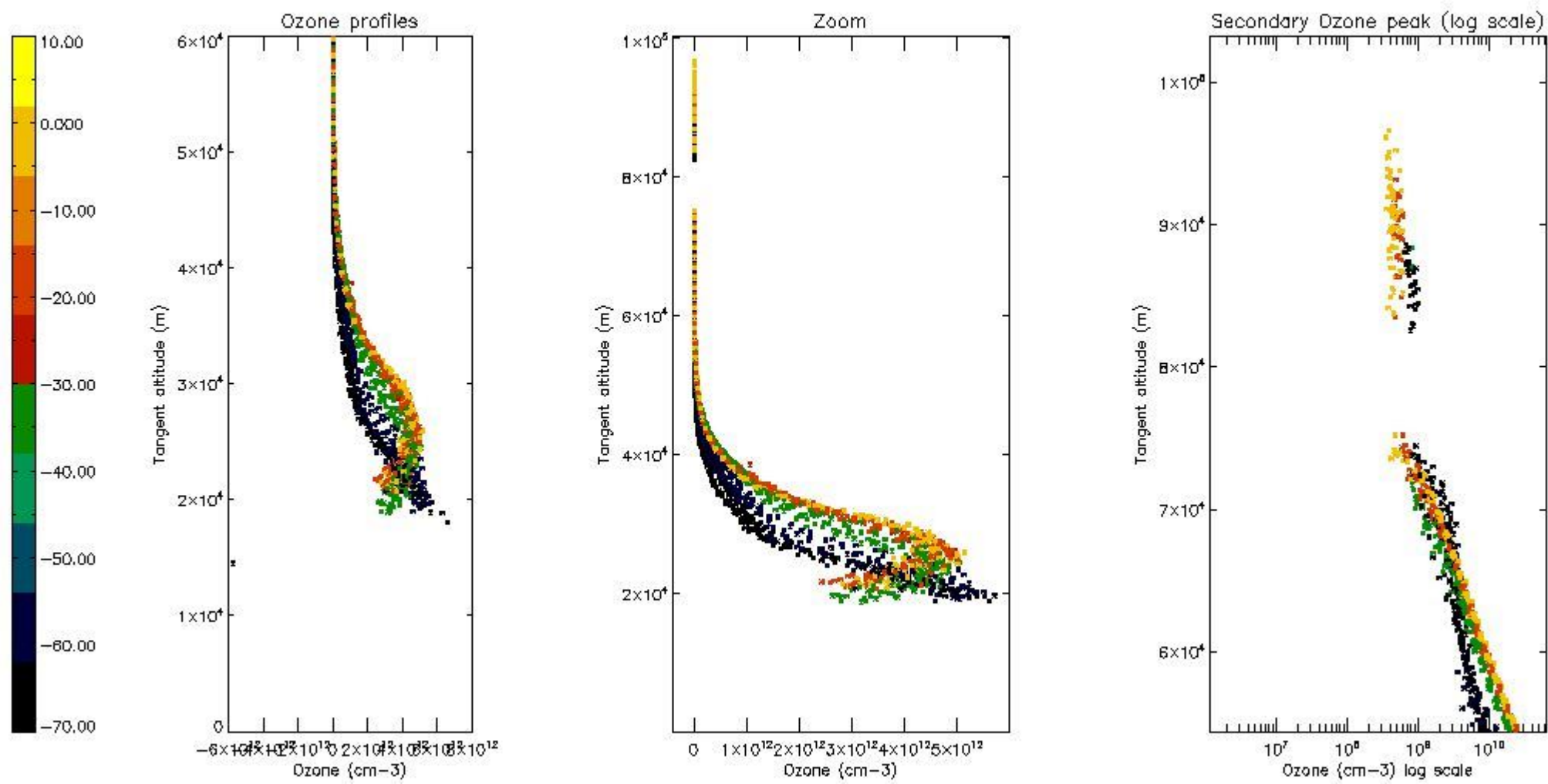
5.3 Plot ozone profiles where STD < 20% (dark without errors)

The colorbar represents the latitude.



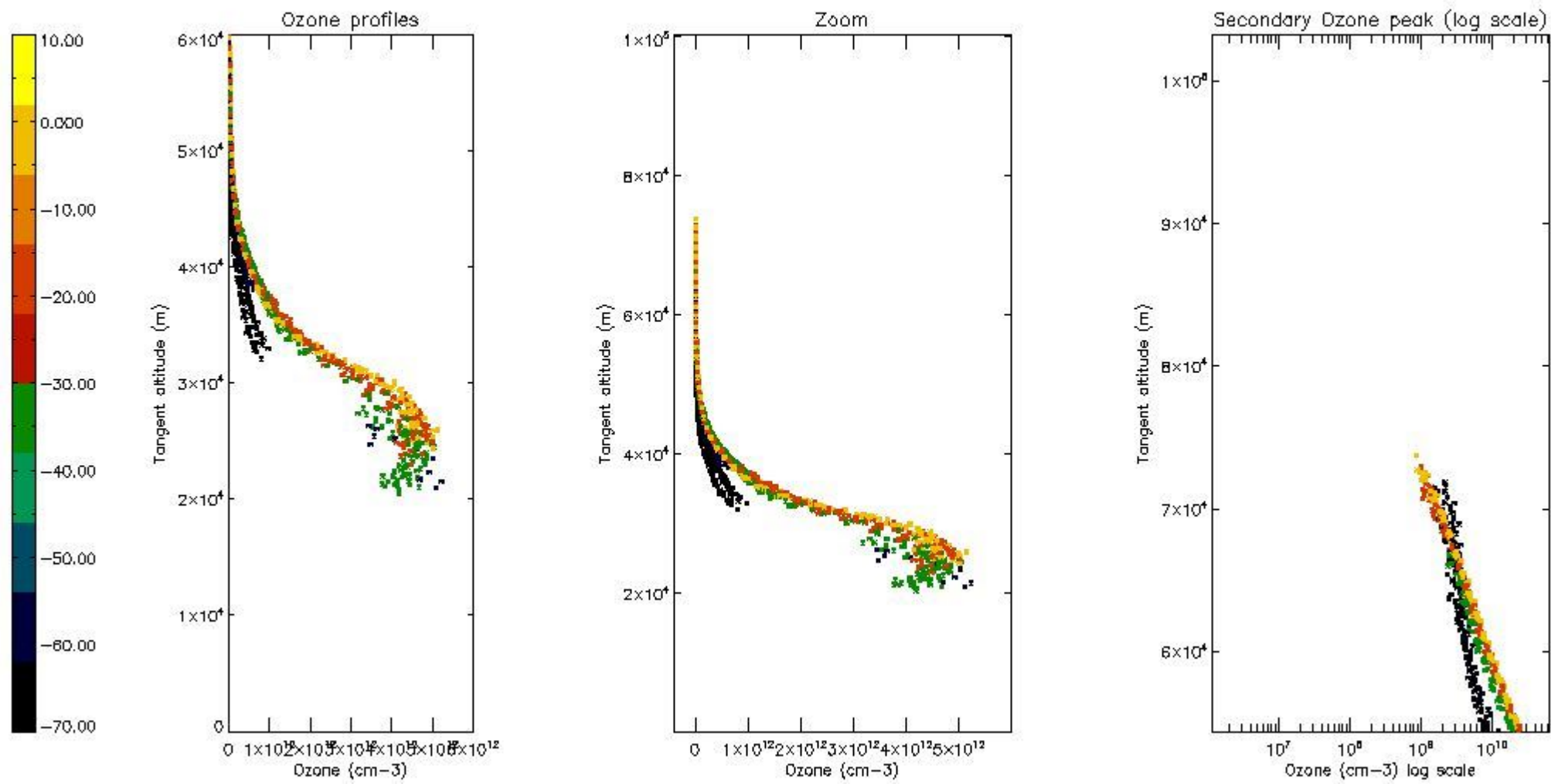
5.4 Plot ozone profiles where STD < 10% (dark without errors)

The colorbar represents the latitude.



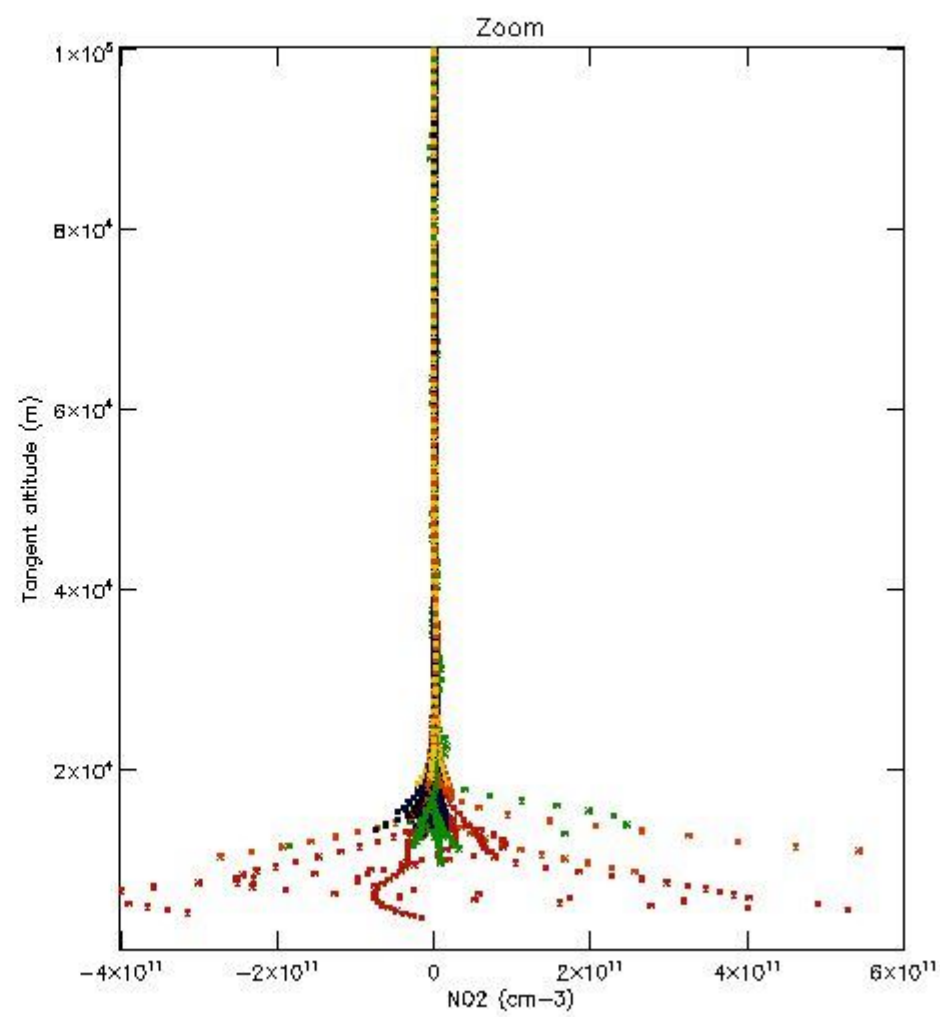
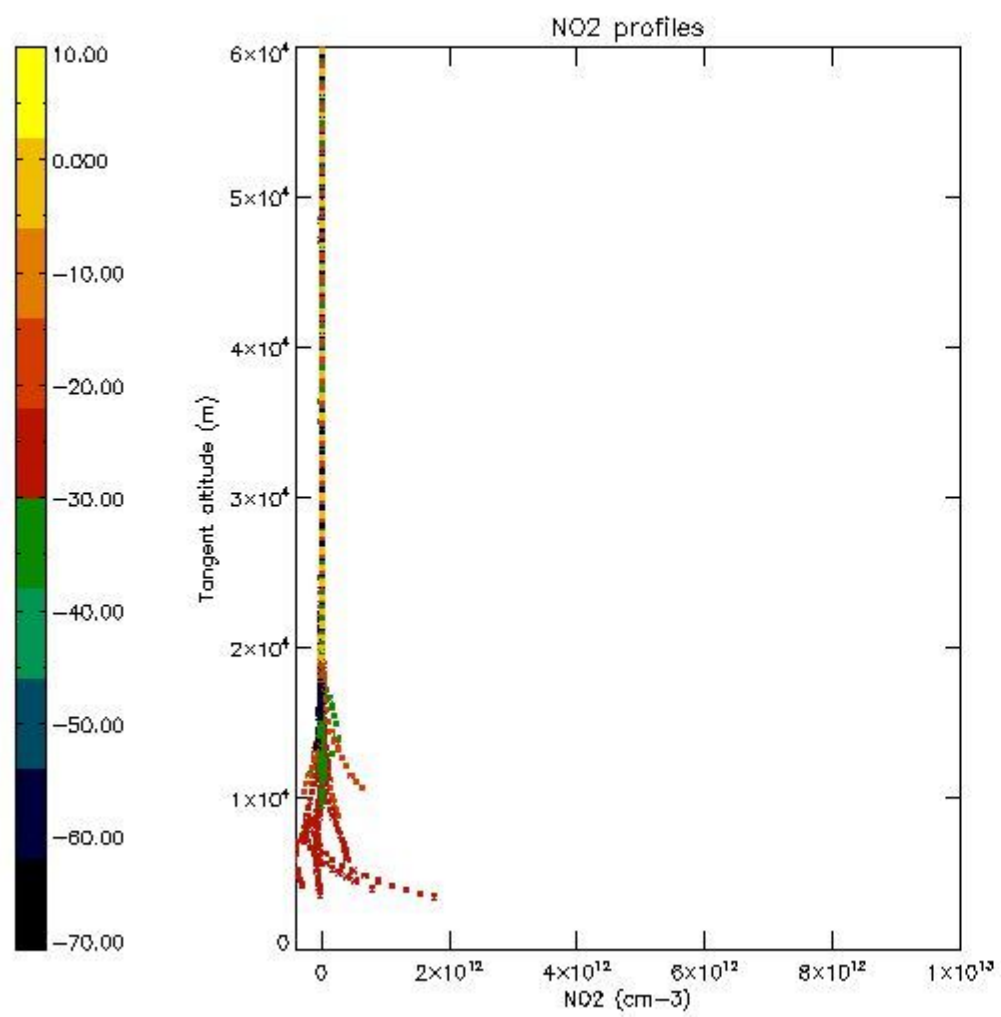
5.5 Plot ozone profiles where STD < 5% (dark without errors)

The colorbar represents the latitude.



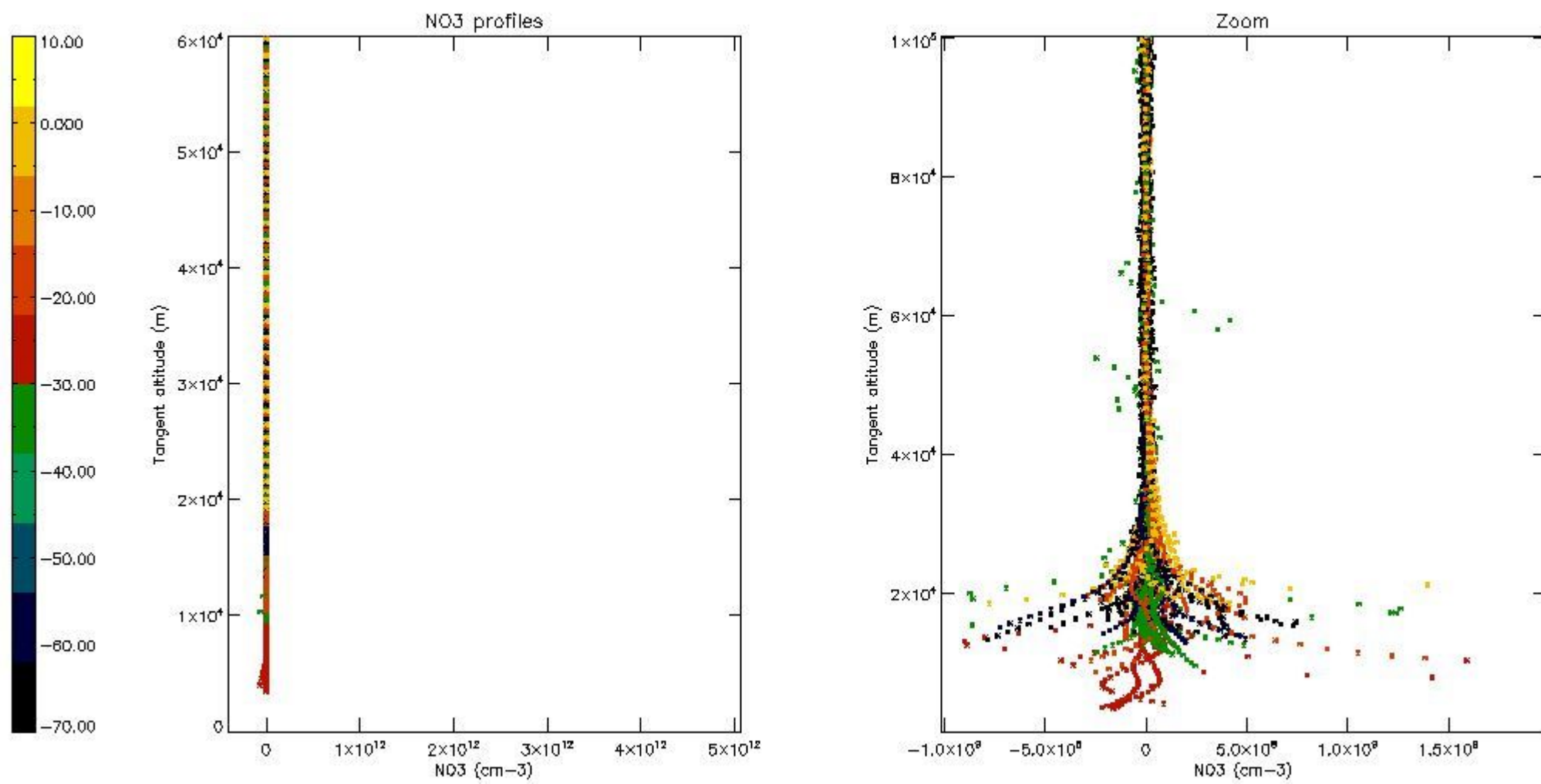
5.6 Plot NO₂ profiles for all STD (dark without errors)

The colorbar represents the latitude.



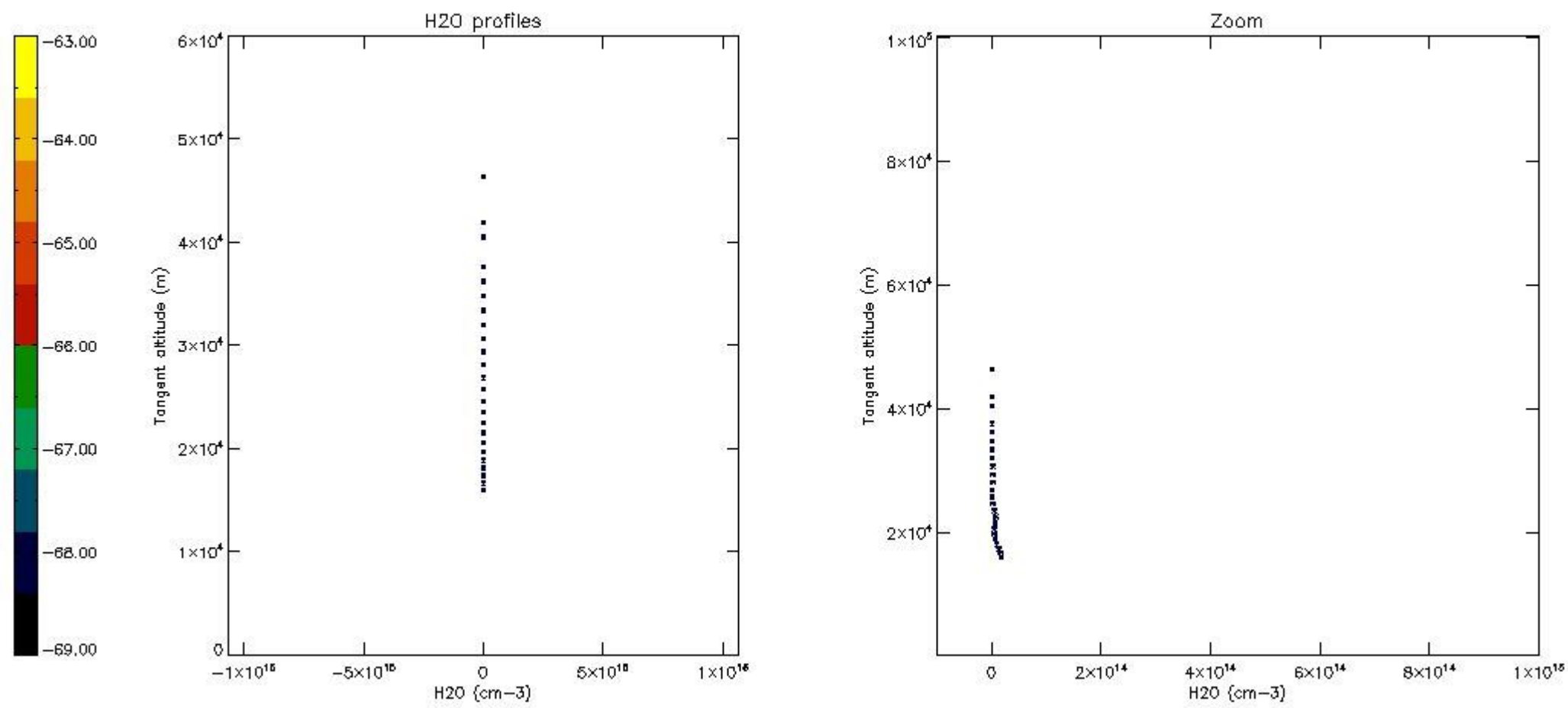
5.7 Plot NO3 profiles for all STD (dark without errors)

The colorbar represents the latitude.



5.8 Plot H2O profiles for all STD (only for occultations of stars 1,2,3,4,13,14,16,26,63 dark without errors)

The colorbar represents the latitude.



6. Auxiliary Data Files used for the production reported in section 2

The number reported in the third column indicates since which file (see list in section 2) the corresponding auxiliary file has been used. The fourth column is the date of those product files.

Type	Auxiliary Filename	Used since product	Used since product date
INST_PHYS_CHARACTERISTICS	GOM_INS_AXVIEC20091111_143220_20030716_120000_20500101_000000	1	18-MAY-2011 00:00:35
LEVEL-2_PROC_CONFIG	GOM_PR2_AXVIEC20091111_152718_20020301_000000_20500101_000000	1	18-MAY-2011 00:00:35
CROSS_SECTIONS_FILE	GOM_CRS_AXVIEC20091111_154832_20020301_000000_20500101_000000	1	18-MAY-2011 00:00:35

GOMOS Level 2 Daily Report

SUMMARY

[1. General Info](#)

[2. Summary of processed GOM_NL_2P products](#)

[3. Level 2 Quality information per product](#)

[3.1 Plot of level 2 quality information per product \(time dependant\)](#)

[3.2 Plot of level 2 quality information per product \(world map\)](#)

[4. Level 1 Quality information per product \(stored on level 2 products\)](#)

[4.1 Plot of level 1 quality information per product \(time dependant\)](#)

[4.1.1 Plot of level 1 quality information per product \(time dependant\): ASCENDING](#)

[4.1.2 Plot of level 1 quality information per product \(time dependant\): DESCENDING](#)

[4.2 Plot of level 1 quality information per product \(world map\)](#)

[4.2.1 Plot of level 1 quality information per product \(world map\): ASCENDING](#)

[4.2.2 Plot of level 1 quality information per product \(world map\): DESCENDING](#)

[5. Ozone profiles based on quality statistics and other trace gas profiles](#)

[5.1 Ozone statistics based on quality of products](#)

[5.2 Plot ozone profiles for all STD \(dark without errors\)](#)

[5.3 Plot ozone profiles where STD < 20% \(dark without errors\)](#)

[5.4. Plot ozone profiles where STD < 10% \(dark without errors\)](#)

[5.5. Plot ozone profiles where STD < 5% \(dark without errors\)](#)

[5.6 Plot NO2 profiles for all STD \(dark without errors\)](#)

[5.7 Plot NO3 profiles for all STD \(dark without errors\)](#)

[5.8 Plot H2O profiles \(only for occultations of stars 1,2,3,4,13,14,16,26,63 dark without errors\) for all STD](#)

[6. Auxiliary Data Files used for the production reported in section 2](#)

This report presents the daily analysis on parameters extracted from GOMOS level 2 data (GOM_NL__2P). It is intended to monitor some important parameters that will impact the quality of these products. A list of level 2 products (and content) that have arrived during the reporting day to the PCF is also given.

Item	Value
Time of report generation	24APR2013 13:45:37
Data source version	GOMOS/6.01
Start time of products	18-05-2011 (18MAY2011 00:00:00)
Stop time of products	19-05-2011 (19MAY2011 00:00:00)
Store outputs in DB	Yes
Nb of level 2 prods	300
Nb of prods with errors	0

2. Summary of processed GOM_NL__2P products.

Nr	Filename	UTC Start time	Limb	Duration	Star Id	Star Name	Star Mag	Star Temp	Nb Meas	Orbit	Prod. error
1	GOM_NL__2PRFIN20110518_000035_000000453102_00318_48177_8644.N1	18-MAY-2011 00:00:35	Bright	44.500	97	8Bet1Sco	2.5610	30000.	89	48177	No
2	GOM_NL__2PRFIN20110518_000410_000000403102_00318_48177_8645.N1	18-MAY-2011 00:04:10	Bright	39.500	104	27Bet Lib	2.6140	13100.	79	48177	No
3	GOM_NL__2PRFIN20110518_000609_000000483102_00318_48177_8646.N1	18-MAY-2011 00:06:09	Bright	47.500	120	1Del Oph	2.7340	3200.0	95	48177	No
4	GOM_NL__2PRFIN20110518_000917_000000433102_00318_48177_8647.N1	18-MAY-2011 00:09:17	Bright	42.500	102	24Alp Ser	2.6000	4250.0	85	48177	No
5	GOM_NL__2PRFIN20110518_001456_000000393102_00318_48177_8648.N1	18-MAY-2011 00:14:56	Bright	38.500	83		2.3780	11000.	77	48177	No
6	GOM_NL__2PRFIN20110518_001804_000000543102_00318_48177_8649.N1	18-MAY-2011 00:18:04	Bright	54.000	180	27Gam Boo	3.0400	8000.0	108	48177	No
7	GOM_NL__2PRFIN20110518_002631_000000423102_00318_48177_8650.N1	18-MAY-2011 00:26:31	Bright	41.500	119	14Eta Dra	2.7270	4700.0	83	48177	No
8	GOM_NL__2PRFIN20110518_002815_000000373102_00318_48177_8651.N1	18-MAY-2011 00:28:15	Bright	36.500	60	7Bet UMi	2.0810	3950.0	73	48177	No
9	GOM_NL__2PRFIN20110518_003724_000000543102_00318_48177_8652.N1	18-MAY-2011 00:37:24	Bright	53.500	89	5Alp Cep	2.4510	8000.0	107	48177	No
10	GOM_NL__2PRFIN20110518_004051_000000453102_00318_48177_8653.N1	18-MAY-2011 00:40:51	Bright	44.500	76	27Gam Cas	2.3000	30000.	89	48177	No
11	GOM_NL__2PRFIN20110518_004204_000000353102_00318_48177_8654.N1	18-MAY-2011 00:42:04	Bright	35.000	68	18Alp Cas	2.2250	4500.0	70	48177	No
12	GOM_NL__2PRFIN20110518_005031_000000473102_00318_48177_8655.N1	18-MAY-2011 00:50:31	Twi_and_stray	46.500	58	21Alp And	2.0730	11000.	93	48177	No
13	GOM_NL__2PRFIN20110518_005445_000000433102_00318_48177_8656.N1	18-MAY-2011 00:54:45	Dark	43.000	140	88Gam Peg	2.8340	26000.	86	48177	No
14	GOM_NL__2PRFIN20110518_005631_000000513102_00318_48177_8657.N1	18-MAY-2011 00:56:31	Dark	50.500	90	54Alp Peg	2.4870	11000.	101	48177	No
15	GOM_NL__2PRFIN20110518_011018_000000553102_00318_48177_8658.N1	18-MAY-2011 01:10:18	Dark	54.500	18	24Alp PsA	1.1660	9700.0	109	48177	No
16	GOM_NL__2PRFIN20110518_011432_000000583102_00318_48177_8659.N1	18-MAY-2011 01:14:32	Dark	58.000	63	Bet Gru	2.1500	2800.0	116	48177	No
17	GOM_NL__2PRFIN20110518_011605_000000463102_00319_48178_8637.N1	18-MAY-2011 01:16:05	Dark	45.500	31	Alp Gru	1.7340	15200.	91	48178	No
18	GOM_NL__2PRFIN20110518_012134_000000433102_00319_48178_8638.N1	18-MAY-2011 01:21:34	Dark	43.000	45	Alp Pav	1.9400	26000.	86	48178	No
19	GOM_NL__2PRFIN20110518_012836_000000473102_00319_48178_8639.N1	18-MAY-2011 01:28:36	Straylight	46.500	141	Bet Ara	2.8400	4600.0	93	48178	No
20	GOM_NL__2PRFIN20110518_013114_000000513102_00319_48178_8640.N1	18-MAY-2011 01:31:14	Straylight	51.000	40	The Sco	1.8590	7100.0	102	48178	No
21	GOM_NL__2PRFIN20110518_013305_000000563102_00319_48178_8641.N1	18-MAY-2011 01:33:05	Straylight	56.000	25	35Lam Sco	1.6200	28000.	112	48178	No
22	GOM_NL__2PRFIN20110518_013518_000000503102_00319_48178_8642.N1	18-MAY-2011 01:35:18	Twi_and_stray	50.000	75	26Eps Sco	2.2910	4250.0	100	48178	No
23	GOM_NL__2PRFIN20110518_013818_000000593102_00319_48178_8643.N1	18-MAY-2011 01:38:18	Twi_and_stray	58.500	16	21Alp Sco	1.0200	3000.0	117	48178	No
24	GOM_NL__2PRFIN20110518_014049_000000473102_00319_48178_8644.N1	18-MAY-2011 01:40:49	Bright	46.500	97	8Bet1Sco	2.5610	30000.	93	48178	No
25	GOM_NL__2PRFIN20110518_014425_000000403102_00319_48178_8645.N1	18-MAY-2011 01:44:25	Bright	39.500	104	27Bet Lib	2.6140	13100.	79	48178	No
26	GOM_NL__2PRFIN20110518_014623_000000483102_00319_48178_8646.N1	18-MAY-2011 01:46:23	Bright	48.000	120	1Del Oph	2.7340	3200.0	96	48178	No
27	GOM_NL__2PRFIN20110518_014931_000000433102_00319_48178_8647.N1	18-MAY-2011 01:49:31	Bright	43.000	102	24Alp Ser	2.6000	4250.0	86	48178	No
28	GOM_NL__2PRFIN20110518_015509_000000393102_00319_48178_8648.N1	18-MAY-2011 01:55:09	Bright	39.000	83		2.3780	11000.	78	48178	No
29	GOM_NL__2PRFIN20110518_020644_000000413102_00319_48178_8649.N1	18-MAY-2011 02:06:44	Bright	40.500	119	14Eta Dra	2.7270	4700.0	81	48178	No
30	GOM_NL__2PRFIN20110518_020828_000000393102_00319_48178_8650.N1	18-MAY-2011 02:08:28	Bright	38.500	60	7Bet UMi	2.0810	3950.0	77	48178	No
31	GOM_NL__2PRFIN20110518_021737_000000463102_00319_48178_8651.N1	18-MAY-2011 02:17:37	Bright	45.500	89	5Alp Cep	2.4510	8000.0	91	48178	No
32	GOM_NL__2PRFIN20110518_022105_000000543102_00319_48178_8652.N1	18-MAY-2011 02:21:05	Bright	54.000	76	27Gam Cas	2.3000	30000.	108	48178	No
33	GOM_NL__2PRFIN20110518_022218_000000353102_00319_48178_8653.N1	18-MAY-2011 02:22:18	Bright	35.000	68	18Alp Cas	2.2250	4500.0	70	48178	No
34	GOM_NL__2PRFIN20110518_023045_000000473102_00319_48178_8654.N1	18-MAY-2011 02:30:45	Twi_and_stray	47.000	58	21Alp And	2.0730	11000.	94	48178	No
35	GOM_NL__2PRFIN20110518_023500_000000453102_00319_48178_8655.N1	18-MAY-2011 02:35:00	Dark	45.000	140	88Gam Peg	2.8340	26000.	90	48178	No
36	GOM_NL__2PRFIN20110518_023646_000000423102_00319_48178_8656.N1	18-MAY-2011 02:36:46	Dark	42.000	90	54Alp Peg	2.4870	11000.	84	48178	No
37	GOM_NL__2PRFIN20110518_025033_000000493102_00319_48178_8657.N1	18-MAY-2011 02:50:33	Dark	49.000	18	24Alp PsA	1.1660	9700.0	98	48178	No
38	GOM_NL__2PRFIN20110518_025446_000000583102_00319_48178_8658.N1	18-MAY-2011 02:54:46	Dark	57.500	63	Bet Gru	2.1500	2800.0	115	48178	No
39	GOM_NL__2PRFIN20110518_025619_000000533102_00320_48179_8637.N1	18-MAY-2011 02:56:19	Dark	52.500	31	Alp Gru	1.7340	15200.	105	48179	No
40	GOM_NL__2PRFIN20110518_030149_000000443102_00320_48179_8638.N1	18-MAY-2011 03:01:49	Dark	43.500	45	Alp Pav	1.9400	26000.	87	48179	No
41	GOM_NL__2PRFIN20110518_030851_000000503102_00320_48179_8639.N1	18-MAY-2011 03:08:51	Straylight	49.500	141	Bet Ara	2.8400	4600.0	99	48179	No
42	GOM_NL__2PRFIN20110518_031129_000000513102_00320_48179_8640.N1	18-MAY-2011 03:11:29	Straylight	51.000	40	The Sco	1.8590	7100.0	102	48179	No

43	GOM_NL__2PRFIN20110518_031320_00000533102_00320_48179_8641.N1	18-MAY-2011 03:13:20	Straylight	52.500	25	35Lam Sco	1.6200	28000.	105	48179	No
44	GOM_NL__2PRFIN20110518_031533_00000523102_00320_48179_8642.N1	18-MAY-2011 03:15:33	Twilight_stray	51.500	75	26Eps Sco	2.2910	4250.0	103	48179	No
45	GOM_NL__2PRFIN20110518_031832_00000643102_00320_48179_8643.N1	18-MAY-2011 03:18:32	Twilight_stray	64.000	16	21Alp Sco	1.0200	3000.0	128	48179	No
46	GOM_NL__2PRFIN20110518_032104_00000443102_00320_48179_8644.N1	18-MAY-2011 03:21:04	Bright	43.500	97	8Bet1Sco	2.5610	30000.	87	48179	No
47	GOM_NL__2PRFIN20110518_032439_00000393102_00320_48179_8645.N1	18-MAY-2011 03:24:39	Bright	39.000	104	27Bet Lib	2.6140	13100.	78	48179	No
48	GOM_NL__2PRFIN20110518_032637_00000483102_00320_48179_8646.N1	18-MAY-2011 03:26:37	Bright	47.500	120	1Del Oph	2.7340	3200.0	95	48179	No
49	GOM_NL__2PRFIN20110518_032945_00000433102_00320_48179_8647.N1	18-MAY-2011 03:29:45	Bright	43.000	102	24Alp Ser	2.6000	4250.0	86	48179	No
50	GOM_NL__2PRFIN20110518_033523_00000383102_00320_48179_8648.N1	18-MAY-2011 03:35:23	Bright	37.500	83		2.3780	11000.	75	48179	No
51	GOM_NL__2PRFIN20110518_033831_00000383102_00320_48179_8649.N1	18-MAY-2011 03:38:31	Bright	38.000	180	27Gam Boo	3.0400	8000.0	76	48179	No
52	GOM_NL__2PRFIN20110518_034658_00000423102_00320_48179_8650.N1	18-MAY-2011 03:46:58	Bright	41.500	119	14Eta Dra	2.7270	4700.0	83	48179	No
53	GOM_NL__2PRFIN20110518_034842_00000383102_00320_48179_8651.N1	18-MAY-2011 03:48:42	Bright	37.500	60	7Bet UMi	2.0810	3950.0	75	48179	No
54	GOM_NL__2PRFIN20110518_035751_00000473102_00320_48179_8652.N1	18-MAY-2011 03:57:51	Bright	47.000	89	5Alp Cep	2.4510	8000.0	94	48179	No
55	GOM_NL__2PRFIN20110518_040119_00000503102_00320_48179_8653.N1	18-MAY-2011 04:01:19	Bright	49.500	76	27Gam Cas	2.3000	30000.	99	48179	No
56	GOM_NL__2PRFIN20110518_040232_00000543102_00320_48179_8654.N1	18-MAY-2011 04:02:32	Bright	54.000	68	18Alp Cas	2.2250	4500.0	108	48179	No
57	GOM_NL__2PRFIN20110518_041100_00000473102_00320_48179_8655.N1	18-MAY-2011 04:11:00	Twilight_stray	47.000	58	21Alp And	2.0730	11000.	94	48179	No
58	GOM_NL__2PRFIN20110518_041514_00000433102_00320_48179_8656.N1	18-MAY-2011 04:15:14	Dark	43.000	140	88Gam Peg	2.8340	26000.	86	48179	No
59	GOM_NL__2PRFIN20110518_041700_00000423102_00320_48179_8657.N1	18-MAY-2011 04:17:00	Dark	42.000	90	54Alp Peg	2.4870	11000.	84	48179	No
60	GOM_NL__2PRFIN20110518_043048_00000533102_00320_48179_8658.N1	18-MAY-2011 04:30:48	Dark	52.500	18	24Alp PsA	1.1660	9700.0	105	48179	No
61	GOM_NL__2PRFIN20110518_043501_00000583102_00320_48179_8659.N1	18-MAY-2011 04:35:01	Dark	58.000	63	Bet Gru	2.1500	2800.0	116	48179	No
62	GOM_NL__2PRFIN20110518_043634_00000453102_00321_48180_8684.N1	18-MAY-2011 04:36:34	Dark	45.000	31	Alp Gru	1.7340	15200.	90	48180	No
63	GOM_NL__2PRFIN20110518_044204_00000413102_00321_48180_8685.N1	18-MAY-2011 04:42:04	Dark	41.000	45	Alp Pav	1.9400	26000.	82	48180	No
64	GOM_NL__2PRFIN20110518_044905_00000483102_00321_48180_8686.N1	18-MAY-2011 04:49:05	Straylight	48.000	141	Bet Ara	2.8400	4600.0	96	48180	No
65	GOM_NL__2PRFIN20110518_045143_00000483102_00321_48180_8687.N1	18-MAY-2011 04:51:43	Straylight	48.000	40	The Sco	1.8590	7100.0	96	48180	No
66	GOM_NL__2PRFIN20110518_045334_00000533102_00321_48180_8688.N1	18-MAY-2011 04:53:34	Straylight	53.000	25	35Lam Sco	1.6200	28000.	106	48180	No
67	GOM_NL__2PRFIN20110518_045548_00000603102_00321_48180_8689.N1	18-MAY-2011 04:55:48	Twilight_stray	59.500	75	26Eps Sco	2.2910	4250.0	119	48180	No
68	GOM_NL__2PRFIN20110518_045847_00000583102_00321_48180_8690.N1	18-MAY-2011 04:58:47	Twilight_stray	58.000	16	21Alp Sco	1.0200	3000.0	116	48180	No
69	GOM_NL__2PRFIN20110518_050118_00000453102_00321_48180_8691.N1	18-MAY-2011 05:01:18	Bright	45.000	97	8Bet1Sco	2.5610	30000.	90	48180	No
70	GOM_NL__2PRFIN20110518_050453_00000393102_00321_48180_8692.N1	18-MAY-2011 05:04:53	Bright	39.000	104	27Bet Lib	2.6140	13100.	78	48180	No
71	GOM_NL__2PRFIN20110518_050651_00000473102_00321_48180_8693.N1	18-MAY-2011 05:06:51	Bright	47.000	120	1Del Oph	2.7340	3200.0	94	48180	No
72	GOM_NL__2PRFIN20110518_050959_00000433102_00321_48180_8694.N1	18-MAY-2011 05:09:59	Bright	43.000	102	24Alp Ser	2.6000	4250.0	86	48180	No
73	GOM_NL__2PRFIN20110518_051537_00000413102_00321_48180_8695.N1	18-MAY-2011 05:15:37	Bright	41.000	83		2.3780	11000.	82	48180	No
74	GOM_NL__2PRFIN20110518_051845_00000383102_00321_48180_8696.N1	18-MAY-2011 05:18:45	Bright	38.000	180	27Gam Boo	3.0400	8000.0	76	48180	No
75	GOM_NL__2PRFIN20110518_052711_00000523102_00321_48180_8697.N1	18-MAY-2011 05:27:11	Bright	51.500	119	14Eta Dra	2.7270	4700.0	103	48180	No
76	GOM_NL__2PRFIN20110518_052856_00000363102_00321_48180_8698.N1	18-MAY-2011 05:28:56	Bright	36.000	60	7Bet UMi	2.0810	3950.0	72	48180	No
77	GOM_NL__2PRFIN20110518_053804_00000463102_00321_48180_8699.N1	18-MAY-2011 05:38:04	Bright	46.000	89	5Alp Cep	2.4510	8000.0	92	48180	No
78	GOM_NL__2PRFIN20110518_054133_00000363102_00321_48180_8700.N1	18-MAY-2011 05:41:33	Bright	36.000	76	27Gam Cas	2.3000	30000.	72	48180	No
79	GOM_NL__2PRFIN20110518_054246_00000543102_00321_48180_8701.N1	18-MAY-2011 05:42:46	Bright	54.000	68	18Alp Cas	2.2250	4500.0	108	48180	No
80	GOM_NL__2PRFIN20110518_055114_00000453102_00321_48180_8702.N1	18-MAY-2011 05:51:14	Twilight_stray	45.000	58	21Alp And	2.0730	11000.	90	48180	No
81	GOM_NL__2PRFIN20110518_055528_00000433102_00321_48180_8703.N1	18-MAY-2011 05:55:28	Dark	43.000	140	88Gam Peg	2.8340	26000.	86	48180	No
82	GOM_NL__2PRFIN20110518_055715_00000333102_00321_48180_8704.N1	18-MAY-2011 05:57:15	Dark	33.000	90	54Alp Peg	2.4870	11000.	66	48180	No
83	GOM_NL__2PRFIN20110518_061103_00000523102_00321_48180_8705.N1	18-MAY-2011 06:11:03	Dark	51.500	18	24Alp PsA	1.1660	9700.0	103	48180	No
84	GOM_NL__2PRFIN20110518_061516_00000583102_00321_48180_8706.N1	18-MAY-2011 06:15:16	Dark	58.000	63	Bet Gru	2.1500	2800.0	116	48180	No
85	GOM_NL__2PRFIN20110518_061649_00000433102_00322_48181_8695.N1	18-MAY-2011 06:16:49	Dark	43.000	31	Alp Gru	1.7340	15200.	86	48181	No
86	GOM_NL__2PRFIN20110518_062219_00000413102_00322_48181_8696.N1	18-MAY-2011 06:22:19	Dark	41.000	45	Alp Pav	1.9400	26000.	82	48181	No
87	GOM_NL__2PRFIN20110518_062920_00000513102_00322_48181_8697.N1	18-MAY-2011 06:29:20	Straylight	50.500	141	Bet Ara	2.8400	4600.0	101	48181	No
88	GOM_NL__2PRFIN20110518_063158_00000533102_00322_48181_8698.N1	18-MAY-2011 06:31:58	Straylight	52.500	40	The Sco	1.8590	7100.0	105	48181	No
89	GOM_NL__2PRFIN20110518_063349_00000563102_00322_48181_8699.N1	18-MAY-2011 06:33:49	Straylight	55.500	25	35Lam Sco	1.6200	28000.	111	48181	No
90	GOM_NL__2PRFIN20110518_063602_00000553102_00322_48181_8700.N1	18-MAY-2011 06:36:02	Twilight_stray	54.500	75	26Eps Sco	2.2910	4250.0	109	48181	No
91	GOM_NL__2PRFIN20110518_063901_00000533102_00322_48181_8701.N1	18-MAY-2011 06:39:01	Twilight_stray	52.500	16	21Alp Sco	1.0200	3000.0	105	48181	No
92	GOM_NL__2PRFIN20110518_064132_00000443102_00322_48181_8702.N1	18-MAY-2011 06:41:32	Bright	43.500	97	8Bet1Sco	2.5610	30000.	87	48181	No
93	GOM_NL__2PRFIN20110518_064507_00000403102_00322_48181_8703.N1	18-MAY-2011 06:45:07	Bright	40.000	104	27Bet Lib	2.6140	13100.	80	48181	No
94	GOM_NL__2PRFIN20110518_064705_00000473102_00322_48181_8704.N1	18-MAY-2011 06:47:05	Bright	46.500	120	1Del Oph	2.7340	3200.0	93	48181	No
95	GOM_NL__2PRFIN20110518_065013_00000583102_00322_48181_8705.N1	18-MAY-2011 06:50:13	Bright	58.000	102	24Alp Ser	2.6000	4250.0	116	48181	No
96	GOM_NL__2PRFIN20110518_065551_00000403102_00322_48181_8706.N1	18-MAY-2011 06:55:51	Bright	39.500	83		2.3780	11000.	79	48181	No
97	GOM_NL__2PRFIN20110518_065859_00000463102_00322_48181_8707.N1	18-MAY-2011 06:58:59	Bright	45.500	180	27Gam Boo	3.0400	8000.0	91	48181	No
98	GOM_NL__2PRFIN20110518_070725_00000493102_00322_48181_8708.N1	18-MAY-2011 07:07:25	Bright	49.000	119	14Eta Dra	2.7270	4700.0	98	48181	No
99	GOM_NL__2PRFIN20110518_070910_00000363102_00322_48181_8709.N1	18-MAY-2011 07:09:10	Bright	35.500	60	7Bet UMi	2.0810	3950.0	71	48181	No
100	GOM_NL__2PRFIN20110518_071818_00000443102_00322_48181_8710.N1	18-MAY-2011 07:18:18	Bright	44.000	89	5Alp Cep	2.4510	8000.0	88	48181	No
101	GOM_NL__2PRFIN20110518_072147_00000373102_00322_48181_8711.N1	18-MAY-2011 07:21:47	Bright	36.500	76	27Gam Cas	2.3000	30000.	73	48181	No

102	GOM_NL__2PRFIN20110518_072300_000000383102_00322_48181_8712.N1	18-MAY-2011 07:23:00	Bright	38.000	68	18Alp Cas	2.2250	4500.0	76	48181	No
103	GOM_NL__2PRFIN20110518_073128_000000463102_00322_48181_8713.N1	18-MAY-2011 07:31:28	Twilight	45.500	58	21Alp And	2.0730	11000.	91	48181	No
104	GOM_NL__2PRFIN20110518_073543_000000433102_00322_48181_8714.N1	18-MAY-2011 07:35:43	Dark	43.000	140	88Gam Peg	2.8340	26000.	86	48181	No
105	GOM_NL__2PRFIN20110518_073730_000000333102_00322_48181_8715.N1	18-MAY-2011 07:37:30	Dark	33.000	90	54Alp Peg	2.4870	11000.	66	48181	No
106	GOM_NL__2PRFIN20110518_075118_000000493102_00322_48181_8716.N1	18-MAY-2011 07:51:18	Dark	49.000	18	24Alp PsA	1.1660	9700.0	98	48181	No
107	GOM_NL__2PRFIN20110518_075531_000000553102_00322_48181_8717.N1	18-MAY-2011 07:55:31	Dark	54.500	63	Bet Gru	2.1500	2800.0	109	48181	No
108	GOM_NL__2PRFIN20110518_075704_000000453102_00323_48182_8767.N1	18-MAY-2011 07:57:04	Dark	45.000	31	Alp Gru	1.7340	15200.	90	48182	No
109	GOM_NL__2PRFIN20110518_080233_000000423102_00323_48182_8768.N1	18-MAY-2011 08:02:33	Dark	41.500	45	Alp Pav	1.9400	26000.	83	48182	No
110	GOM_NL__2PRFIN20110518_080934_000000473102_00323_48182_8769.N1	18-MAY-2011 08:09:34	Straylight	46.500	141	Bet Ara	2.8400	4600.0	93	48182	No
111	GOM_NL__2PRFIN20110518_081213_000000523102_00323_48182_8770.N1	18-MAY-2011 08:12:13	Straylight	52.000	40	The Sco	1.8590	7100.0	104	48182	No
112	GOM_NL__2PRFIN20110518_081404_000000513102_00323_48182_8771.N1	18-MAY-2011 08:14:04	Straylight	50.500	25	35Lam Sco	1.6200	28000.	101	48182	No
113	GOM_NL__2PRFIN20110518_081616_000000523102_00323_48182_8772.N1	18-MAY-2011 08:16:16	Twilight	51.500	75	26Eps Sco	2.2910	4250.0	103	48182	No
114	GOM_NL__2PRFIN20110518_081833_000000483102_00323_48182_8773.N1	18-MAY-2011 08:18:33	Twilight	47.500	136	23Tau Sco	2.8220	30000.	95	48182	No
115	GOM_NL__2PRFIN20110518_082146_000000453102_00323_48182_8774.N1	18-MAY-2011 08:21:46	Bright	44.500	97	8Bet1Sco	2.5610	30000.	89	48182	No
116	GOM_NL__2PRFIN20110518_082521_000000403102_00323_48182_8775.N1	18-MAY-2011 08:25:21	Bright	39.500	104	27Bet Lib	2.6140	13100.	79	48182	No
117	GOM_NL__2PRFIN20110518_082719_000000483102_00323_48182_8776.N1	18-MAY-2011 08:27:19	Bright	47.500	120	1Del Oph	2.7340	3200.0	95	48182	No
118	GOM_NL__2PRFIN20110518_083026_000000433102_00323_48182_8777.N1	18-MAY-2011 08:30:26	Bright	43.000	102	24Alp Ser	2.6000	4250.0	86	48182	No
119	GOM_NL__2PRFIN20110518_083605_000000413102_00323_48182_8778.N1	18-MAY-2011 08:36:05	Bright	40.500	83		2.3780	11000.	81	48182	No
120	GOM_NL__2PRFIN20110518_083913_000000373102_00323_48182_8779.N1	18-MAY-2011 08:39:13	Bright	37.000	180	27Gam Boo	3.0400	8000.0	74	48182	No
121	GOM_NL__2PRFIN20110518_084738_000000403102_00323_48182_8780.N1	18-MAY-2011 08:47:38	Bright	39.500	119	14Eta Dra	2.7270	4700.0	79	48182	No
122	GOM_NL__2PRFIN20110518_084924_000000383102_00323_48182_8781.N1	18-MAY-2011 08:49:24	Bright	38.000	60	7Bet UMi	2.0810	3950.0	76	48182	No
123	GOM_NL__2PRFIN20110518_085831_000000463102_00323_48182_8782.N1	18-MAY-2011 08:58:31	Bright	45.500	89	5Alp Cep	2.4510	8000.0	91	48182	No
124	GOM_NL__2PRFIN20110518_090201_000000483102_00323_48182_8783.N1	18-MAY-2011 09:02:01	Bright	47.500	76	27Gam Cas	2.3000	30000.	95	48182	No
125	GOM_NL__2PRFIN20110518_090314_000000543102_00323_48182_8784.N1	18-MAY-2011 09:03:14	Bright	54.000	68	18Alp Cas	2.2250	4500.0	108	48182	No
126	GOM_NL__2PRFIN20110518_091142_000000443102_00323_48182_8785.N1	18-MAY-2011 09:11:42	Twilight	44.000	58	21Alp And	2.0730	11000.	88	48182	No
127	GOM_NL__2PRFIN20110518_091557_000000443102_00323_48182_8786.N1	18-MAY-2011 09:15:57	Dark	44.000	140	88Gam Peg	2.8340	26000.	88	48182	No
128	GOM_NL__2PRFIN20110518_091744_000000293102_00323_48182_8787.N1	18-MAY-2011 09:17:44	Dark	29.000	90	54Alp Peg	2.4870	11000.	58	48182	No
129	GOM_NL__2PRFIN20110518_093132_000000523102_00323_48182_8788.N1	18-MAY-2011 09:31:32	Dark	51.500	18	24Alp PsA	1.1660	9700.0	103	48182	No
130	GOM_NL__2PRFIN20110518_093545_000000473102_00323_48182_8789.N1	18-MAY-2011 09:35:45	Dark	47.000	63	Bet Gru	2.1500	2800.0	94	48182	No
131	GOM_NL__2PRFIN20110518_093719_000000483102_00324_48183_8790.N1	18-MAY-2011 09:37:19	Dark	47.500	31	Alp Gru	1.7340	15200.	95	48183	No
132	GOM_NL__2PRFIN20110518_112303_000000433102_00325_48184_8973.N1	18-MAY-2011 11:23:03	Dark	43.000	45	Alp Pav	1.9400	26000.	86	48184	No
133	GOM_NL__2PRFIN20110518_113108_000000453102_00325_48184_8974.N1	18-MAY-2011 11:31:08	Straylight	44.500	147	Alp Ara	2.8770	26000.	89	48184	No
134	GOM_NL__2PRFIN20110518_113242_000000503102_00325_48184_8975.N1	18-MAY-2011 11:32:42	Straylight	50.000	40	The Sco	1.8590	7100.0	100	48184	No
135	GOM_NL__2PRFIN20110518_113433_000000523102_00325_48184_8976.N1	18-MAY-2011 11:34:33	Straylight	51.500	25	35Lam Sco	1.6200	28000.	103	48184	No
136	GOM_NL__2PRFIN20110518_113645_000000533102_00325_48184_8977.N1	18-MAY-2011 11:36:45	Twilight	52.500	75	26Eps Sco	2.2910	4250.0	105	48184	No
137	GOM_NL__2PRFIN20110518_113944_000000583102_00325_48184_8978.N1	18-MAY-2011 11:39:44	Twilight	58.000	16	21Alp Sco	1.0200	3000.0	116	48184	No
138	GOM_NL__2PRFIN20110518_114123_000000533102_00325_48184_8979.N1	18-MAY-2011 11:41:23	Bright	52.500	80	7Del Sco	2.3160	30000.	105	48184	No
139	GOM_NL__2PRFIN20110518_114313_000000433102_00325_48184_8980.N1	18-MAY-2011 11:43:13	Bright	43.000	86	35Eta Oph	2.4300	10200.	86	48184	No
140	GOM_NL__2PRFIN20110518_114549_000000523102_00325_48184_8981.N1	18-MAY-2011 11:45:49	Bright	51.500	104	27Bet Lib	2.6140	13100.	103	48184	No
141	GOM_NL__2PRFIN20110518_114747_000000483102_00325_48184_8982.N1	18-MAY-2011 11:47:47	Bright	47.500	120	1Del Oph	2.7340	3200.0	95	48184	No
142	GOM_NL__2PRFIN20110518_115054_000000423102_00325_48184_8983.N1	18-MAY-2011 11:50:54	Bright	42.000	102	24Alp Ser	2.6000	4250.0	84	48184	No
143	GOM_NL__2PRFIN20110518_115710_000000433102_00325_48184_8984.N1	18-MAY-2011 11:57:10	Bright	43.000	67	5Alp CrB	2.2210	11000.	86	48184	No
144	GOM_NL__2PRFIN20110518_120111_000000583102_00325_48184_8985.N1	18-MAY-2011 12:01:11	Bright	58.000	133	40Zet Her	2.8070	6000.0	116	48184	No
145	GOM_NL__2PRFIN20110518_120805_000000433102_00325_48184_8986.N1	18-MAY-2011 12:08:05	Bright	42.500	119	14Eta Dra	2.7270	4700.0	85	48184	No
146	GOM_NL__2PRFIN20110518_121013_000000563102_00325_48184_8987.N1	18-MAY-2011 12:10:13	Bright	56.000	69	33Gam Dra	2.2310	3800.0	112	48184	No
147	GOM_NL__2PRFIN20110518_121858_000000463102_00325_48184_8988.N1	18-MAY-2011 12:18:58	Bright	45.500	89	5Alp Cep	2.4510	8000.0	91	48184	No
148	GOM_NL__2PRFIN20110518_122249_000000393102_00325_48184_8989.N1	18-MAY-2011 12:22:49	Bright	38.500	74	11Bet Cas	2.2680	6600.0	77	48184	No
149	GOM_NL__2PRFIN20110518_123210_000000473102_00325_48184_8990.N1	18-MAY-2011 12:32:10	Twilight	46.500	58	21Alp And	2.0730	11000.	93	48184	No
150	GOM_NL__2PRFIN20110518_123625_000000453102_00325_48184_8991.N1	18-MAY-2011 12:36:25	Dark	45.000	140	88Gam Peg	2.8340	26000.	90	48184	No
151	GOM_NL__2PRFIN20110518_123813_000000593102_00325_48184_8992.N1	18-MAY-2011 12:38:13	Dark	59.000	90	54Alp Peg	2.4870	11000.	118	48184	No
152	GOM_NL__2PRFIN20110518_125202_000000533102_00325_48184_8993.N1	18-MAY-2011 12:52:02	Dark	53.000	18	24Alp PsA	1.1660	9700.0	106	48184	No
153	GOM_NL__2PRFIN20110518_125748_000000433102_00326_48185_9010.N1	18-MAY-2011 12:57:48	Dark	43.000	31	Alp Gru	1.7340	15200.	86	48185	No
154	GOM_NL__2PRFIN20110518_130317_000000433102_00326_48185_9011.N1	18-MAY-2011 13:03:17	Dark	42.500	45	Alp Pav	1.9400	26000.	85	48185	No
155	GOM_NL__2PRFIN20110518_131123_000000463102_00326_48185_9012.N1	18-MAY-2011 13:11:23	Straylight	46.000	147	Alp Ara	2.8770	26000.	92	48185	No
156	GOM_NL__2PRFIN20110518_131256_000000503102_00326_48185_9013.N1	18-MAY-2011 13:12:56	Straylight	49.500	40	The Sco	1.8590	7100.0	99	48185	No
157	GOM_NL__2PRFIN20110518_131447_000000553102_00326_48185_9014.N1	18-MAY-2011 13:14:47	Straylight	55.000	25	35Lam Sco	1.6200	28000.	110	48185	No
158	GOM_NL__2PRFIN20110518_131700_000000513102_00326_48185_9015.N1	18-MAY-2011 13:17:00	Twilight	50.500	75	26Eps Sco	2.2910	4250.0	101	48185	No
159	GOM_NL__2PRFIN20110518_131958_000000593102_00326_48185_9016.N1	18-MAY-2011 13:19:58	Twilight	58.500	16	21Alp Sco	1.0200	3000.0	117	48185	No
160	GOM_NL__2PRFIN20110518_132138_000000443102_00326_48185_9017.N1	18-MAY-2011 13:21:38	Bright	43.500	80	7Del Sco	2.3160	30000.	87	48185	No

161	GOM_NL__2PRFIN20110518_132327_000000433102_00326_48185_9018.N1	18-MAY-2011 13:23:27	Bright	43.000	86	35Eta Oph	2.4300	10200.	86	48185	No
162	GOM_NL__2PRFIN20110518_132603_000000393102_00326_48185_9019.N1	18-MAY-2011 13:26:03	Bright	38.500	104	27Bet Lib	2.6140	13100.	77	48185	No
163	GOM_NL__2PRFIN20110518_132800_000000473102_00326_48185_9020.N1	18-MAY-2011 13:28:00	Bright	47.000	120	1Del Oph	2.7340	3200.0	94	48185	No
164	GOM_NL__2PRFIN20110518_133108_000000433102_00326_48185_9021.N1	18-MAY-2011 13:31:08	Bright	42.500	102	24Alp Ser	2.6000	4250.0	85	48185	No
165	GOM_NL__2PRFIN20110518_133723_000000423102_00326_48185_9022.N1	18-MAY-2011 13:37:23	Bright	41.500	67	5Alp CrB	2.2210	11000.	83	48185	No
166	GOM_NL__2PRFIN20110518_134125_000000533102_00326_48185_9023.N1	18-MAY-2011 13:41:25	Bright	52.500	133	40Zet Her	2.8070	6000.0	105	48185	No
167	GOM_NL__2PRFIN20110518_134819_000000433102_00326_48185_9024.N1	18-MAY-2011 13:48:19	Bright	43.000	119	14Eta Dra	2.7270	4700.0	86	48185	No
168	GOM_NL__2PRFIN20110518_135026_000000503102_00326_48185_9025.N1	18-MAY-2011 13:50:26	Bright	50.000	69	33Gam Dra	2.2310	3800.0	100	48185	No
169	GOM_NL__2PRFIN20110518_135912_000000483102_00326_48185_9026.N1	18-MAY-2011 13:59:12	Bright	48.000	89	5Alp Cep	2.4510	8000.0	96	48185	No
170	GOM_NL__2PRFIN20110518_140303_000000403102_00326_48185_9027.N1	18-MAY-2011 14:03:03	Bright	39.500	74	11Bet Cas	2.2680	6600.0	79	48185	No
171	GOM_NL__2PRFIN20110518_141224_000000473102_00326_48185_9028.N1	18-MAY-2011 14:12:24	Twi_and_stray	46.500	58	21Alp And	2.0730	11000.	93	48185	No
172	GOM_NL__2PRFIN20110518_141640_000000453102_00326_48185_9029.N1	18-MAY-2011 14:16:40	Dark	45.000	140	88Gam Peg	2.8340	26000.	90	48185	No
173	GOM_NL__2PRFIN20110518_141828_000000563102_00326_48185_9030.N1	18-MAY-2011 14:18:28	Dark	55.500	90	54Alp Peg	2.4870	11000.	111	48185	No
174	GOM_NL__2PRFIN20110518_143217_000000523102_00326_48185_9031.N1	18-MAY-2011 14:32:17	Dark	51.500	18	24Alp PsA	1.1660	9700.0	103	48185	No
175	GOM_NL__2PRFIN20110518_143803_000000443102_00327_48186_9044.N1	18-MAY-2011 14:38:03	Dark	43.500	31	Alp Gru	1.7340	15200.	87	48186	No
176	GOM_NL__2PRFIN20110518_144332_000000433102_00327_48186_9045.N1	18-MAY-2011 14:43:32	Dark	43.000	45	Alp Pav	1.9400	26000.	86	48186	No
177	GOM_NL__2PRFIN20110518_145137_000000443102_00327_48186_9046.N1	18-MAY-2011 14:51:37	Straylight	44.000	147	Alp Ara	2.8770	26000.	88	48186	No
178	GOM_NL__2PRFIN20110518_145311_000000513102_00327_48186_9047.N1	18-MAY-2011 14:53:11	Straylight	50.500	40	The Sco	1.8590	7100.0	101	48186	No
179	GOM_NL__2PRFIN20110518_145502_000000523102_00327_48186_9048.N1	18-MAY-2011 14:55:02	Straylight	52.000	25	35Lam Sco	1.6200	28000.	104	48186	No
180	GOM_NL__2PRFIN20110518_145714_000000553102_00327_48186_9049.N1	18-MAY-2011 14:57:14	Twi_and_stray	55.000	75	26Eps Sco	2.2910	4250.0	110	48186	No
181	GOM_NL__2PRFIN20110518_150013_000000563102_00327_48186_9050.N1	18-MAY-2011 15:00:13	Twi_and_stray	56.000	16	21Alp Sco	1.0200	3000.0	112	48186	No
182	GOM_NL__2PRFIN20110518_150152_000000463102_00327_48186_9051.N1	18-MAY-2011 15:01:52	Bright	46.000	80	7Del Sco	2.3160	30000.	92	48186	No
183	GOM_NL__2PRFIN20110518_150341_000000483102_00327_48186_9052.N1	18-MAY-2011 15:03:41	Bright	48.000	86	35Eta Oph	2.4300	10200.	96	48186	No
184	GOM_NL__2PRFIN20110518_150617_000000393102_00327_48186_9053.N1	18-MAY-2011 15:06:17	Bright	38.500	104	27Bet Lib	2.6140	13100.	77	48186	No
185	GOM_NL__2PRFIN20110518_150814_000000473102_00327_48186_9054.N1	18-MAY-2011 15:08:14	Bright	46.500	120	1Del Oph	2.7340	3200.0	93	48186	No
186	GOM_NL__2PRFIN20110518_151121_000000423102_00327_48186_9055.N1	18-MAY-2011 15:11:21	Bright	42.000	102	24Alp Ser	2.6000	4250.0	84	48186	No
187	GOM_NL__2PRFIN20110518_151737_000000433102_00327_48186_9056.N1	18-MAY-2011 15:17:37	Bright	42.500	67	5Alp CrB	2.2210	11000.	85	48186	No
188	GOM_NL__2PRFIN20110518_152138_000000513102_00327_48186_9057.N1	18-MAY-2011 15:21:38	Bright	50.500	133	40Zet Her	2.8070	6000.0	101	48186	No
189	GOM_NL__2PRFIN20110518_152832_000000413102_00327_48186_9058.N1	18-MAY-2011 15:28:32	Bright	41.000	119	14Eta Dra	2.7270	4700.0	82	48186	No
190	GOM_NL__2PRFIN20110518_153039_000000513102_00327_48186_9059.N1	18-MAY-2011 15:30:39	Bright	51.000	69	33Gam Dra	2.2310	3800.0	102	48186	No
191	GOM_NL__2PRFIN20110518_153926_000000573102_00327_48186_9060.N1	18-MAY-2011 15:39:26	Bright	56.500	89	5Alp Cep	2.4510	8000.0	113	48186	No
192	GOM_NL__2PRFIN20110518_154317_000000363102_00327_48186_9061.N1	18-MAY-2011 15:43:17	Bright	36.000	74	11Bet Cas	2.2680	6600.0	72	48186	No
193	GOM_NL__2PRFIN20110518_155239_000000443102_00327_48186_9062.N1	18-MAY-2011 15:52:39	Twi_and_stray	44.000	58	21Alp And	2.0730	11000.	88	48186	No
194	GOM_NL__2PRFIN20110518_155654_000000443102_00327_48186_9063.N1	18-MAY-2011 15:56:54	Dark	43.500	140	88Gam Peg	2.8340	26000.	87	48186	No
195	GOM_NL__2PRFIN20110518_155842_000000593102_00327_48186_9064.N1	18-MAY-2011 15:58:42	Dark	58.500	90	54Alp Peg	2.4870	11000.	117	48186	No
196	GOM_NL__2PRFIN20110518_161232_000000503102_00327_48186_9065.N1	18-MAY-2011 16:12:32	Dark	50.000	18	24Alp PsA	1.1660	9700.0	100	48186	No
197	GOM_NL__2PRFIN20110518_161818_000000443102_00328_48187_9082.N1	18-MAY-2011 16:18:18	Dark	43.500	31	Alp Gru	1.7340	15200.	87	48187	No
198	GOM_NL__2PRFIN20110518_162347_000000423102_00328_48187_9083.N1	18-MAY-2011 16:23:47	Dark	42.000	45	Alp Pav	1.9400	26000.	84	48187	No
199	GOM_NL__2PRFIN20110518_163152_000000453102_00328_48187_9084.N1	18-MAY-2011 16:31:52	Straylight	44.500	147	Alp Ara	2.8770	26000.	89	48187	No
200	GOM_NL__2PRFIN20110518_163325_000000513102_00328_48187_9085.N1	18-MAY-2011 16:33:25	Straylight	51.000	40	The Sco	1.8590	7100.0	102	48187	No
201	GOM_NL__2PRFIN20110518_163517_000000483102_00328_48187_9086.N1	18-MAY-2011 16:35:17	Straylight	47.500	25	35Lam Sco	1.6200	28000.	95	48187	No
202	GOM_NL__2PRFIN20110518_163728_000000533102_00328_48187_9087.N1	18-MAY-2011 16:37:28	Twi_and_stray	53.000	75	26Eps Sco	2.2910	4250.0	106	48187	No
203	GOM_NL__2PRFIN20110518_164027_000000633102_00328_48187_9088.N1	18-MAY-2011 16:40:27	Twi_and_stray	63.000	16	21Alp Sco	1.0200	3000.0	126	48187	No
204	GOM_NL__2PRFIN20110518_164206_000000483102_00328_48187_9089.N1	18-MAY-2011 16:42:06	Bright	48.000	80	7Del Sco	2.3160	30000.	96	48187	No
205	GOM_NL__2PRFIN20110518_164355_000000483102_00328_48187_9090.N1	18-MAY-2011 16:43:55	Bright	48.000	86	35Eta Oph	2.4300	10200.	96	48187	No
206	GOM_NL__2PRFIN20110518_164631_000000403102_00328_48187_9091.N1	18-MAY-2011 16:46:31	Bright	39.500	104	27Bet Lib	2.6140	13100.	79	48187	No
207	GOM_NL__2PRFIN20110518_164828_000000473102_00328_48187_9092.N1	18-MAY-2011 16:48:28	Bright	47.000	120	1Del Oph	2.7340	3200.0	94	48187	No
208	GOM_NL__2PRFIN20110518_165135_000000423102_00328_48187_9093.N1	18-MAY-2011 16:51:35	Bright	42.000	102	24Alp Ser	2.6000	4250.0	84	48187	No
209	GOM_NL__2PRFIN20110518_165751_000000423102_00328_48187_9094.N1	18-MAY-2011 16:57:51	Bright	41.500	67	5Alp CrB	2.2210	11000.	83	48187	No
210	GOM_NL__2PRFIN20110518_170151_000000543102_00328_48187_9095.N1	18-MAY-2011 17:01:51	Bright	54.000	133	40Zet Her	2.8070	6000.0	108	48187	No
211	GOM_NL__2PRFIN20110518_170846_000000533102_00328_48187_9096.N1	18-MAY-2011 17:08:46	Bright	52.500	119	14Eta Dra	2.7270	4700.0	105	48187	No
212	GOM_NL__2PRFIN20110518_171052_000000523102_00328_48187_9097.N1	18-MAY-2011 17:10:52	Bright	51.500	69	33Gam Dra	2.2310	3800.0	103	48187	No
213	GOM_NL__2PRFIN20110518_171939_000000463102_00328_48187_9098.N1	18-MAY-2011 17:19:39	Bright	45.500	89	5Alp Cep	2.4510	8000.0	91	48187	No
214	GOM_NL__2PRFIN20110518_172331_000000373102_00328_48187_9099.N1	18-MAY-2011 17:23:31	Bright	36.500	74	11Bet Cas	2.2680	6600.0	73	48187	No
215	GOM_NL__2PRFIN20110518_173253_000000483102_00328_48187_9100.N1	18-MAY-2011 17:32:53	Twi_and_stray	48.000	58	21Alp And	2.0730	11000.	96	48187	No
216	GOM_NL__2PRFIN20110518_173708_000000443102_00328_48187_9101.N1	18-MAY-2011 17:37:08	Dark	44.000	140	88Gam Peg	2.8340	26000.	88	48187	No
217	GOM_NL__2PRFIN20110518_173857_000000603102_00328_48187_9102.N1	18-MAY-2011 17:38:57	Dark	60.000	90	54Alp Peg	2.4870	11000.	120	48187	No
218	GOM_NL__2PRFIN20110518_175247_000000533102_00328_48187_9103.N1	18-MAY-2011 17:52:47	Dark	53.000	18	24Alp PsA	1.1660	9700.0	106	48187	No
219	GOM_NL__2PRFIN20110518_175832_000000443102_00329_48188_9108.N1	18-MAY-2011 17:58:32	Dark	43.500	31	Alp Gru	1.7340	15200.	87	48188	No

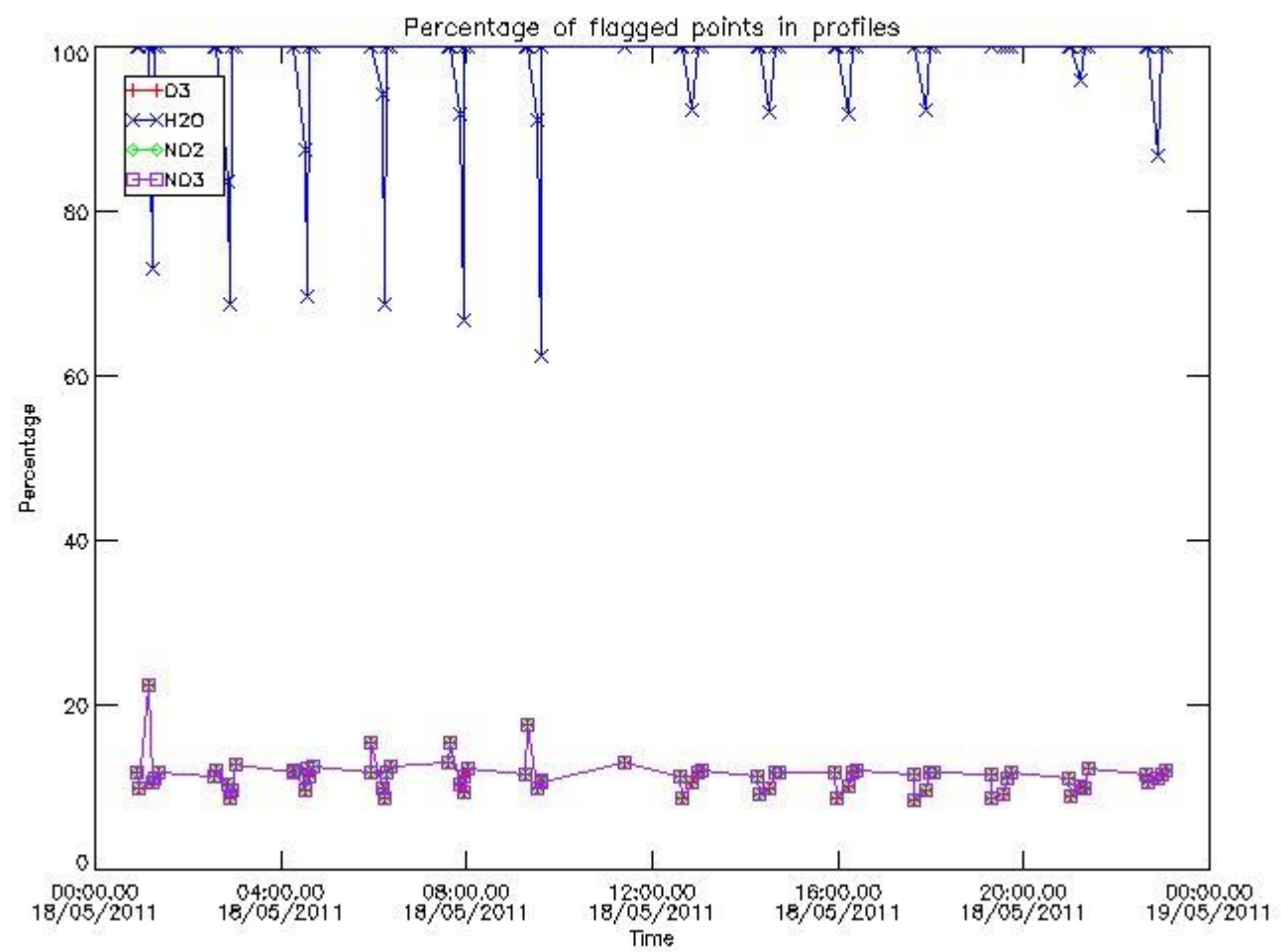
220	GOM_NL__2PRFIN20110518_180401_000000433102_00329_48188_9109.N1	18-MAY-2011 18:04:01	Dark	43.000	45	Alp Pav	1.9400	26000.	86	48188	No
221	GOM_NL__2PRFIN20110518_181206_000000433102_00329_48188_9110.N1	18-MAY-2011 18:12:06	Straylight	43.000	147	Alp Ara	2.8770	26000.	86	48188	No
222	GOM_NL__2PRFIN20110518_181340_000000523102_00329_48188_9111.N1	18-MAY-2011 18:13:40	Straylight	52.000	40	The Sco	1.8590	7100.0	104	48188	No
223	GOM_NL__2PRFIN20110518_181531_000000523102_00329_48188_9112.N1	18-MAY-2011 18:15:31	Straylight	51.500	25	35Lam Sco	1.6200	28000.	103	48188	No
224	GOM_NL__2PRFIN20110518_181743_000000533102_00329_48188_9113.N1	18-MAY-2011 18:17:43	Tw_i_and_stray	52.500	75	26Eps Sco	2.2910	4250.0	105	48188	No
225	GOM_NL__2PRFIN20110518_182041_000000553102_00329_48188_9114.N1	18-MAY-2011 18:20:41	Tw_i_and_stray	54.500	16	21Alp Sco	1.0200	3000.0	109	48188	No
226	GOM_NL__2PRFIN20110518_182221_000000473102_00329_48188_9115.N1	18-MAY-2011 18:22:21	Bright	46.500	80	7Del Sco	2.3160	30000.	93	48188	No
227	GOM_NL__2PRFIN20110518_182409_000000533102_00329_48188_9116.N1	18-MAY-2011 18:24:09	Bright	53.000	86	35Eta Oph	2.4300	10200.	106	48188	No
228	GOM_NL__2PRFIN20110518_182646_000000393102_00329_48188_9117.N1	18-MAY-2011 18:26:46	Bright	39.000	104	27Bet Lib	2.6140	13100.	78	48188	No
229	GOM_NL__2PRFIN20110518_182842_000000473102_00329_48188_9118.N1	18-MAY-2011 18:28:42	Bright	47.000	120	1Del Oph	2.7340	3200.0	94	48188	No
230	GOM_NL__2PRFIN20110518_183149_000000423102_00329_48188_9119.N1	18-MAY-2011 18:31:49	Bright	42.000	102	24Alp Ser	2.6000	4250.0	84	48188	No
231	GOM_NL__2PRFIN20110518_183804_000000443102_00329_48188_9120.N1	18-MAY-2011 18:38:04	Bright	43.500	67	5Alp CrB	2.2210	11000.	87	48188	No
232	GOM_NL__2PRFIN20110518_184204_000000533102_00329_48188_9121.N1	18-MAY-2011 18:42:04	Bright	52.500	133	40Zet Her	2.8070	6000.0	105	48188	No
233	GOM_NL__2PRFIN20110518_184900_000000413102_00329_48188_9122.N1	18-MAY-2011 18:49:00	Bright	41.000	119	14Eta Dra	2.7270	4700.0	82	48188	No
234	GOM_NL__2PRFIN20110518_185105_000000543102_00329_48188_9123.N1	18-MAY-2011 18:51:05	Bright	53.500	69	33Gam Dra	2.2310	3800.0	107	48188	No
235	GOM_NL__2PRFIN20110518_185952_000000473102_00329_48188_9124.N1	18-MAY-2011 18:59:52	Bright	47.000	89	5Alp Cep	2.4510	8000.0	94	48188	No
236	GOM_NL__2PRFIN20110518_190345_000000563102_00329_48188_9125.N1	18-MAY-2011 19:03:45	Bright	56.000	74	11Bet Cas	2.2680	6600.0	112	48188	No
237	GOM_NL__2PRFIN20110518_191307_000000443102_00329_48188_9126.N1	18-MAY-2011 19:13:07	Tw_i_and_stray	44.000	58	21Alp And	2.0730	11000.	88	48188	No
238	GOM_NL__2PRFIN20110518_191723_000000443102_00329_48188_9127.N1	18-MAY-2011 19:17:23	Dark	44.000	140	88Gam Peg	2.8340	26000.	88	48188	No
239	GOM_NL__2PRFIN20110518_191912_000000593102_00329_48188_9128.N1	18-MAY-2011 19:19:12	Dark	58.500	90	54Alp Peg	2.4870	11000.	117	48188	No
240	GOM_NL__2PRFIN20110518_193302_000000553102_00329_48188_9129.N1	18-MAY-2011 19:33:02	Dark	55.000	18	24Alp PsA	1.1660	9700.0	110	48188	No
241	GOM_NL__2PRFIN20110518_193847_000000513102_00330_48189_9170.N1	18-MAY-2011 19:38:47	Dark	51.000	31	Alp Gru	1.7340	15200.	102	48189	No
242	GOM_NL__2PRFIN20110518_194416_000000433102_00330_48189_9171.N1	18-MAY-2011 19:44:16	Dark	42.500	45	Alp Pav	1.9400	26000.	85	48189	No
243	GOM_NL__2PRFIN20110518_195221_000000423102_00330_48189_9172.N1	18-MAY-2011 19:52:21	Straylight	42.000	147	Alp Ara	2.8770	26000.	84	48189	No
244	GOM_NL__2PRFIN20110518_195355_000000523102_00330_48189_9173.N1	18-MAY-2011 19:53:55	Straylight	51.500	40	The Sco	1.8590	7100.0	103	48189	No
245	GOM_NL__2PRFIN20110518_195546_000000533102_00330_48189_9174.N1	18-MAY-2011 19:55:46	Straylight	52.500	25	35Lam Sco	1.6200	28000.	105	48189	No
246	GOM_NL__2PRFIN20110518_195757_000000533102_00330_48189_9175.N1	18-MAY-2011 19:57:57	Tw_i_and_stray	52.500	75	26Eps Sco	2.2910	4250.0	105	48189	No
247	GOM_NL__2PRFIN20110518_200056_000000573102_00330_48189_9176.N1	18-MAY-2011 20:00:56	Tw_i_and_stray	56.500	16	21Alp Sco	1.0200	3000.0	113	48189	No
248	GOM_NL__2PRFIN20110518_200234_000000483102_00330_48189_9177.N1	18-MAY-2011 20:02:34	Bright	48.000	80	7Del Sco	2.3160	30000.	96	48189	No
249	GOM_NL__2PRFIN20110518_200424_000000533102_00330_48189_9178.N1	18-MAY-2011 20:04:24	Bright	53.000	86	35Eta Oph	2.4300	10200.	106	48189	No
250	GOM_NL__2PRFIN20110518_200659_000000403102_00330_48189_9179.N1	18-MAY-2011 20:06:59	Bright	39.500	104	27Bet Lib	2.6140	13100.	79	48189	No
251	GOM_NL__2PRFIN20110518_200856_000000473102_00330_48189_9180.N1	18-MAY-2011 20:08:56	Bright	46.500	120	1Del Oph	2.7340	3200.0	93	48189	No
252	GOM_NL__2PRFIN20110518_201203_000000423102_00330_48189_9181.N1	18-MAY-2011 20:12:03	Bright	42.000	102	24Alp Ser	2.6000	4250.0	84	48189	No
253	GOM_NL__2PRFIN20110518_201818_000000433102_00330_48189_9182.N1	18-MAY-2011 20:18:18	Bright	42.500	67	5Alp CrB	2.2210	11000.	85	48189	No
254	GOM_NL__2PRFIN20110518_202217_000000503102_00330_48189_9183.N1	18-MAY-2011 20:22:17	Bright	50.000	133	40Zet Her	2.8070	6000.0	100	48189	No
255	GOM_NL__2PRFIN20110518_202913_000000433102_00330_48189_9184.N1	18-MAY-2011 20:29:13	Bright	42.500	119	14Eta Dra	2.7270	4700.0	85	48189	No
256	GOM_NL__2PRFIN20110518_203118_000000573102_00330_48189_9185.N1	18-MAY-2011 20:31:18	Bright	56.500	69	33Gam Dra	2.2310	3800.0	113	48189	No
257	GOM_NL__2PRFIN20110518_204006_000000443102_00330_48189_9186.N1	18-MAY-2011 20:40:06	Bright	44.000	89	5Alp Cep	2.4510	8000.0	88	48189	No
258	GOM_NL__2PRFIN20110518_204359_000000563102_00330_48189_9187.N1	18-MAY-2011 20:43:59	Bright	56.000	74	11Bet Cas	2.2680	6600.0	112	48189	No
259	GOM_NL__2PRFIN20110518_205321_000000453102_00330_48189_9188.N1	18-MAY-2011 20:53:21	Tw_i_and_stray	45.000	58	21Alp And	2.0730	11000.	90	48189	No
260	GOM_NL__2PRFIN20110518_205737_000000463102_00330_48189_9189.N1	18-MAY-2011 20:57:37	Dark	45.500	140	88Gam Peg	2.8340	26000.	91	48189	No
261	GOM_NL__2PRFIN20110518_205926_000000583102_00330_48189_9190.N1	18-MAY-2011 20:59:26	Dark	57.500	90	54Alp Peg	2.4870	11000.	115	48189	No
262	GOM_NL__2PRFIN20110518_211316_000000503102_00330_48189_9191.N1	18-MAY-2011 21:13:16	Dark	50.000	18	24Alp PsA	1.1660	9700.0	100	48189	No
263	GOM_NL__2PRFIN20110518_211902_000000513102_00331_48190_9178.N1	18-MAY-2011 21:19:02	Dark	51.000	31	Alp Gru	1.7340	15200.	102	48190	No
264	GOM_NL__2PRFIN20110518_212431_000000423102_00331_48190_9179.N1	18-MAY-2011 21:24:31	Dark	41.500	45	Alp Pav	1.9400	26000.	83	48190	No
265	GOM_NL__2PRFIN20110518_213235_000000433102_00331_48190_9180.N1	18-MAY-2011 21:32:35	Straylight	43.000	147	Alp Ara	2.8770	26000.	86	48190	No
266	GOM_NL__2PRFIN20110518_213409_000000513102_00331_48190_9181.N1	18-MAY-2011 21:34:09	Straylight	50.500	40	The Sco	1.8590	7100.0	101	48190	No
267	GOM_NL__2PRFIN20110518_213600_000000563102_00331_48190_9182.N1	18-MAY-2011 21:36:00	Straylight	55.500	25	35Lam Sco	1.6200	28000.	111	48190	No
268	GOM_NL__2PRFIN20110518_213812_000000513102_00331_48190_9183.N1	18-MAY-2011 21:38:12	Tw_i_and_stray	50.500	75	26Eps Sco	2.2910	4250.0	101	48190	No
269	GOM_NL__2PRFIN20110518_214110_000000543102_00331_48190_9184.N1	18-MAY-2011 21:41:10	Tw_i_and_stray	53.500	16	21Alp Sco	1.0200	3000.0	107	48190	No
270	GOM_NL__2PRFIN20110518_214249_000000463102_00331_48190_9185.N1	18-MAY-2011 21:42:49	Bright	46.000	80	7Del Sco	2.3160	30000.	92	48190	No
271	GOM_NL__2PRFIN20110518_214437_000000553102_00331_48190_9186.N1	18-MAY-2011 21:44:37	Bright	55.000	86	35Eta Oph	2.4300	10200.	110	48190	No
272	GOM_NL__2PRFIN20110518_214713_000000383102_00331_48190_9187.N1	18-MAY-2011 21:47:13	Bright	37.500	104	27Bet Lib	2.6140	13100.	75	48190	No
273	GOM_NL__2PRFIN20110518_214910_000000473102_00331_48190_9188.N1	18-MAY-2011 21:49:10	Bright	47.000	120	1Del Oph	2.7340	3200.0	94	48190	No
274	GOM_NL__2PRFIN20110518_215216_000000423102_00331_48190_9189.N1	18-MAY-2011 21:52:16	Bright	42.000	102	24Alp Ser	2.6000	4250.0	84	48190	No
275	GOM_NL__2PRFIN20110518_215831_000000433102_00331_48190_9190.N1	18-MAY-2011 21:58:31	Bright	42.500	67	5Alp CrB	2.2210	11000.	85	48190	No
276	GOM_NL__2PRFIN20110518_220230_000000533102_00331_48190_9191.N1	18-MAY-2011 22:02:30	Bright	52.500	133	40Zet Her	2.8070	6000.0	105	48190	No
277	GOM_NL__2PRFIN20110518_220927_000000413102_00331_48190_9192.N1	18-MAY-2011 22:09:27	Bright	41.000	119	14Eta Dra	2.7270	4700.0	82	48190	No
278	GOM_NL__2PRFIN20110518_221131_000000543102_00331_48190_9193.N1	18-MAY-2011 22:11:31	Bright	54.000	69	33Gam Dra	2.2310	3800.0	108	48190	No

279	GOM_NL__2PRFIN20110518_222019_000000573102_00331_48190_9194.N1	18-MAY-2011 22:20:19	Bright	57.000	89	5Alp Cep	2.4510	8000.0	114	48190	No
280	GOM_NL__2PRFIN20110518_222412_000000383102_00331_48190_9195.N1	18-MAY-2011 22:24:12	Bright	37.500	74	11Bet Cas	2.2680	6600.0	75	48190	No
281	GOM_NL__2PRFIN20110518_223335_000000453102_00331_48190_9196.N1	18-MAY-2011 22:33:35	Twilight	45.000	58	21Alp And	2.0730	11000.	90	48190	No
282	GOM_NL__2PRFIN20110518_223751_000000443102_00331_48190_9197.N1	18-MAY-2011 22:37:51	Dark	44.000	140	88Gam Peg	2.8340	26000.	88	48190	No
283	GOM_NL__2PRFIN20110518_223941_000000573102_00331_48190_9198.N1	18-MAY-2011 22:39:41	Dark	57.000	90	54Alp Peg	2.4870	11000.	114	48190	No
284	GOM_NL__2PRFIN20110518_225332_000000463102_00331_48190_9199.N1	18-MAY-2011 22:53:32	Dark	46.000	18	24Alp PsA	1.1660	9700.0	92	48190	No
285	GOM_NL__2PRFIN20110518_225917_000000453102_00332_48191_9188.N1	18-MAY-2011 22:59:17	Dark	44.500	31	Alp Gru	1.7340	15200.	89	48191	No
286	GOM_NL__2PRFIN20110518_230445_000000433102_00332_48191_9189.N1	18-MAY-2011 23:04:45	Dark	42.500	45	Alp Pav	1.9400	26000.	85	48191	No
287	GOM_NL__2PRFIN20110518_231250_000000433102_00332_48191_9190.N1	18-MAY-2011 23:12:50	Straylight	42.500	147	Alp Ara	2.8770	26000.	85	48191	No
288	GOM_NL__2PRFIN20110518_231424_000000533102_00332_48191_9191.N1	18-MAY-2011 23:14:24	Straylight	52.500	40	The Sco	1.8590	7100.0	105	48191	No
289	GOM_NL__2PRFIN20110518_231615_000000573102_00332_48191_9192.N1	18-MAY-2011 23:16:15	Straylight	56.500	25	35Lam Sco	1.6200	28000.	113	48191	No
290	GOM_NL__2PRFIN20110518_231826_000000493102_00332_48191_9193.N1	18-MAY-2011 23:18:26	Twilight	48.500	75	26Eps Sco	2.2910	4250.0	97	48191	No
291	GOM_NL__2PRFIN20110518_232124_000000613102_00332_48191_9194.N1	18-MAY-2011 23:21:24	Twilight	61.000	16	21Alp Sco	1.0200	3000.0	122	48191	No
292	GOM_NL__2PRFIN20110518_232303_000000443102_00332_48191_9195.N1	18-MAY-2011 23:23:03	Bright	43.500	80	7Del Sco	2.3160	30000.	87	48191	No
293	GOM_NL__2PRFIN20110518_232452_000000573102_00332_48191_9196.N1	18-MAY-2011 23:24:52	Bright	57.000	86	35Eta Oph	2.4300	10200.	114	48191	No
294	GOM_NL__2PRFIN20110518_232727_000000383102_00332_48191_9197.N1	18-MAY-2011 23:27:27	Bright	37.500	104	27Bet Lib	2.6140	13100.	75	48191	No
295	GOM_NL__2PRFIN20110518_232923_000000473102_00332_48191_9198.N1	18-MAY-2011 23:29:23	Bright	47.000	120	1Del Oph	2.7340	3200.0	94	48191	No
296	GOM_NL__2PRFIN20110518_233230_000000423102_00332_48191_9199.N1	18-MAY-2011 23:32:30	Bright	41.500	102	24Alp Ser	2.6000	4250.0	83	48191	No
297	GOM_NL__2PRFIN20110518_233845_000000433102_00332_48191_9200.N1	18-MAY-2011 23:38:45	Bright	42.500	67	5Alp CrB	2.2210	11000.	85	48191	No
298	GOM_NL__2PRFIN20110518_234243_000000533102_00332_48191_9201.N1	18-MAY-2011 23:42:43	Bright	52.500	133	40Zet Her	2.8070	6000.0	105	48191	No
299	GOM_NL__2PRFIN20110518_234940_000000433102_00332_48191_9202.N1	18-MAY-2011 23:49:40	Bright	42.500	119	14Eta Dra	2.7270	4700.0	85	48191	No
300	GOM_NL__2PRFIN20110518_235144_000000573102_00332_48191_9203.N1	18-MAY-2011 23:51:44	Bright	56.500	69	33Gam Dra	2.2310	3800.0	113	48191	No

3. Quality information per product

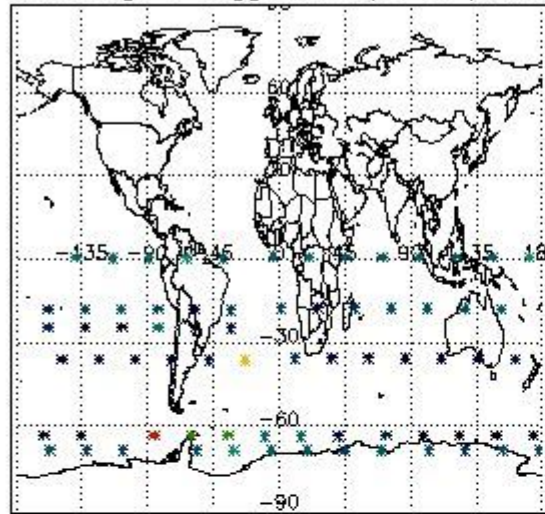
In this section it is plotted some information contained in the Quality Summary data set of the level 2 products. Only products in dark limb conditions and without errors (error flag in the MPH set to "0") are used.

3.1 Plot quality information per product (time dependant)

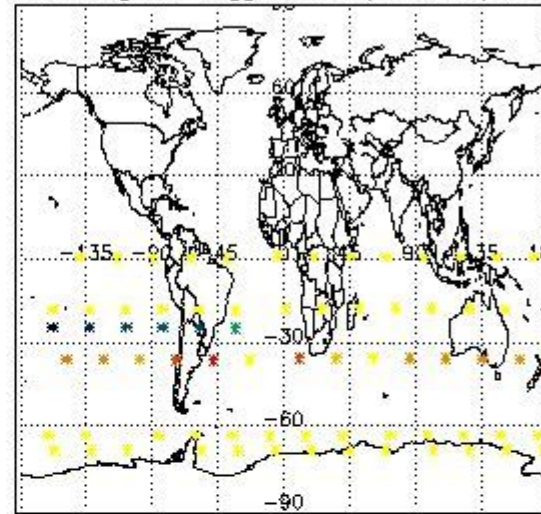


3.2 Plot quality information per product (world map)

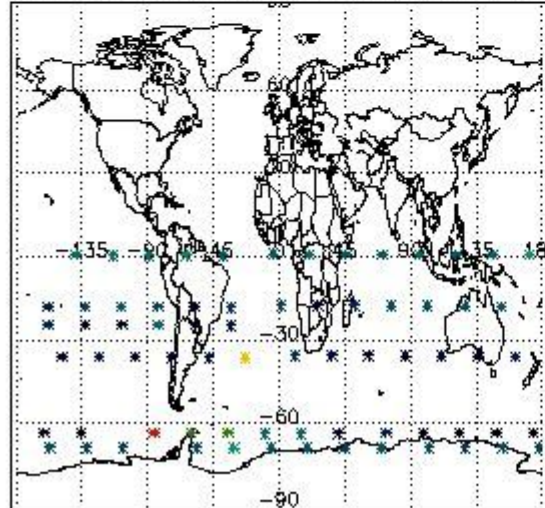
Percentage of flagged data per O3 profile



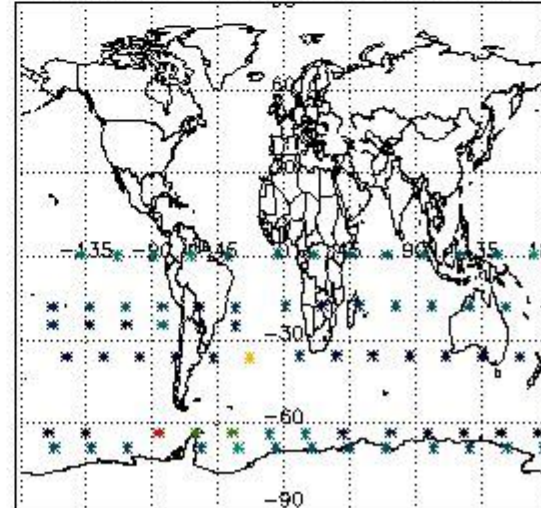
Percentage of flagged data per H2O profile



Percentage of flagged data per NO2 profile



Percentage of flagged data per NO3 profile

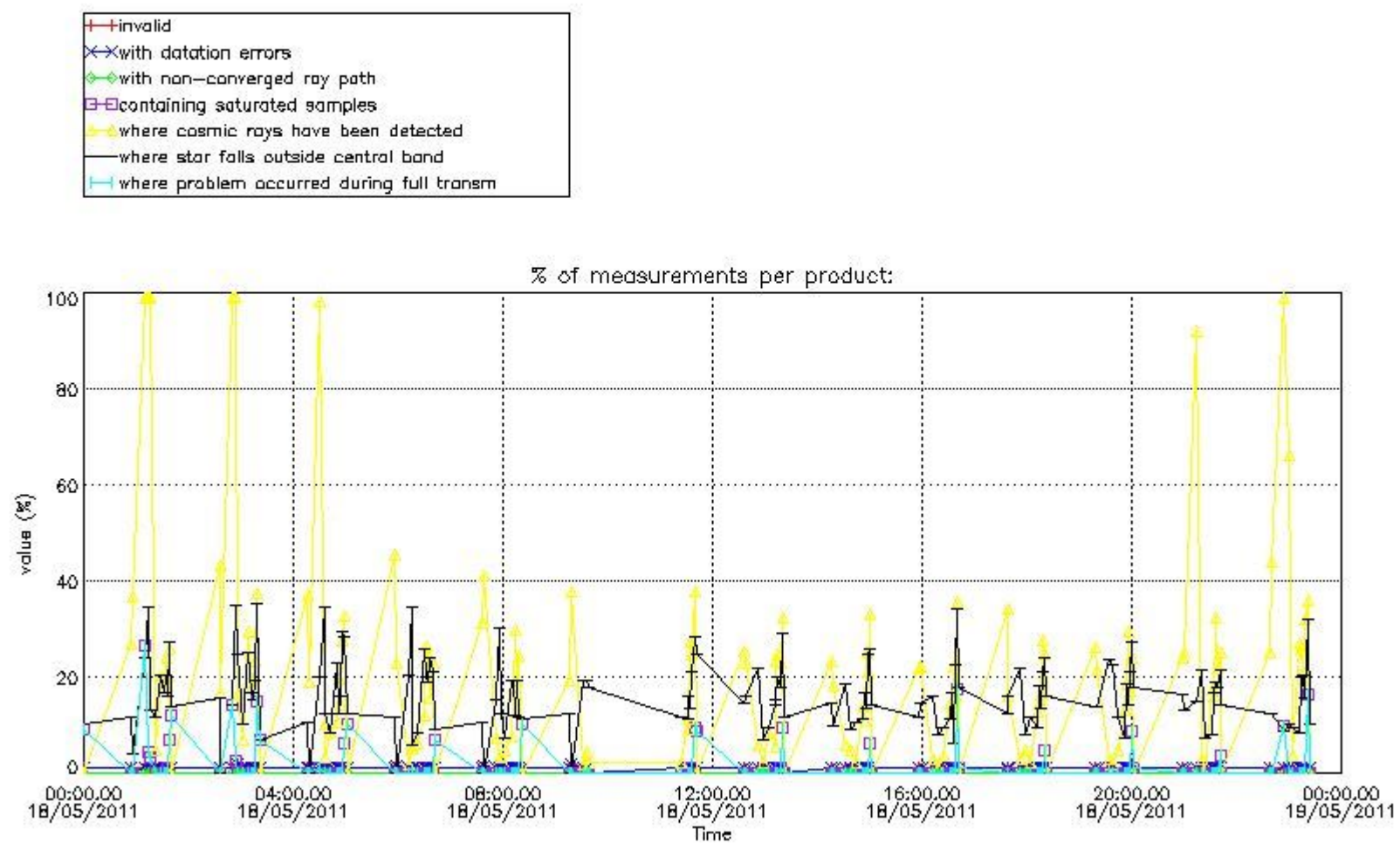


4. Level 1 quality information per product

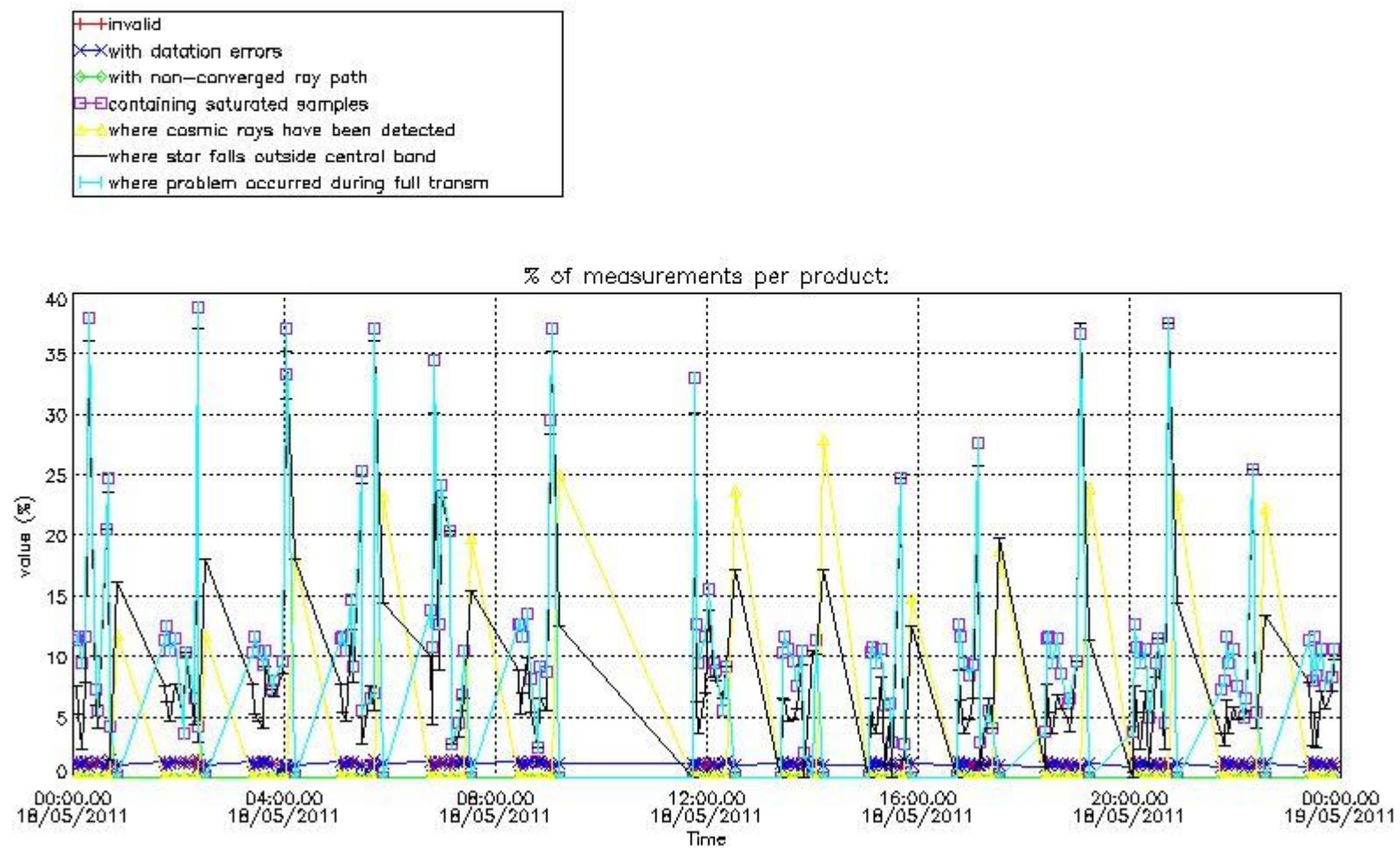
In this section it is plotted some information contained in the Quality Summary data set of the level 2 products that comes from the level 1b processing. Products without errors (error flag in the MPH set to "0") are used.

4.1 Plot quality information per product (time dependant) coming from level 1b processing

4.1.1 Plot level 1 quality information per product (time dependant): ENVISAT ASCENDING passes

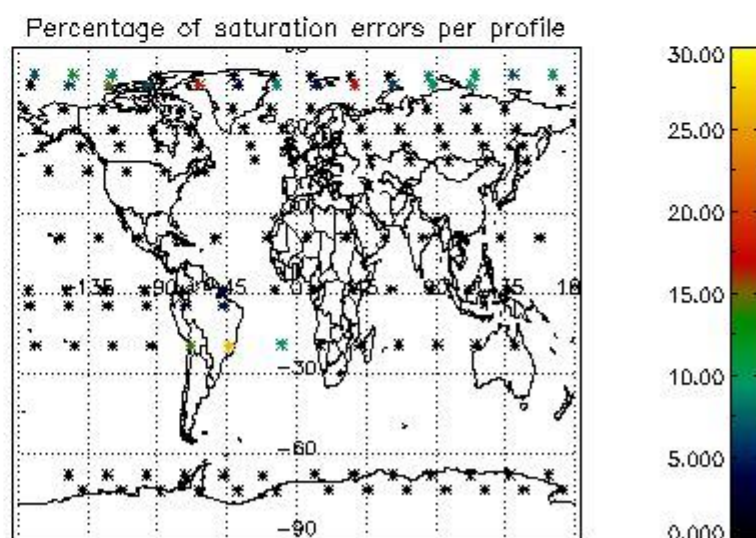
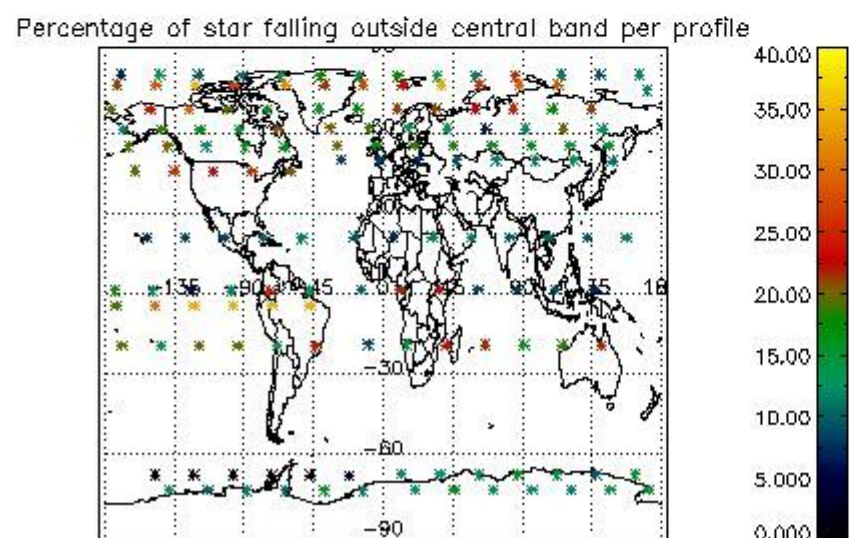
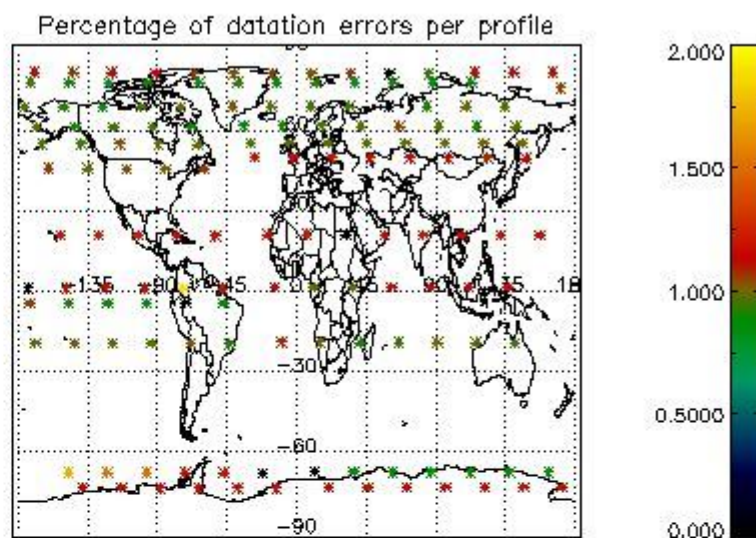
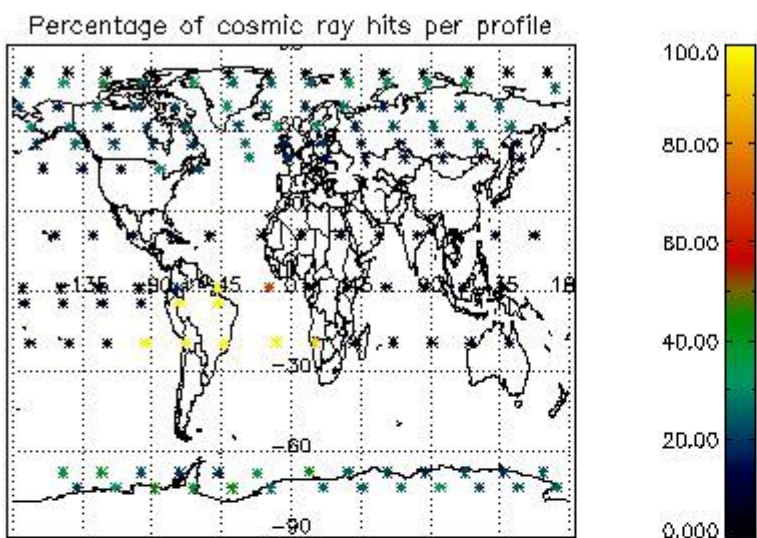


4.1.2 Plot level 1 quality information per product (time dependant): ENVI SAT DESCENDING passes

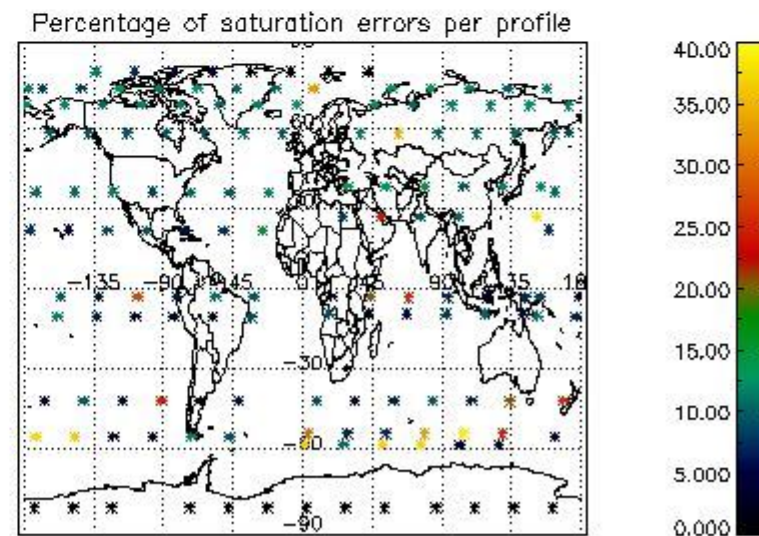
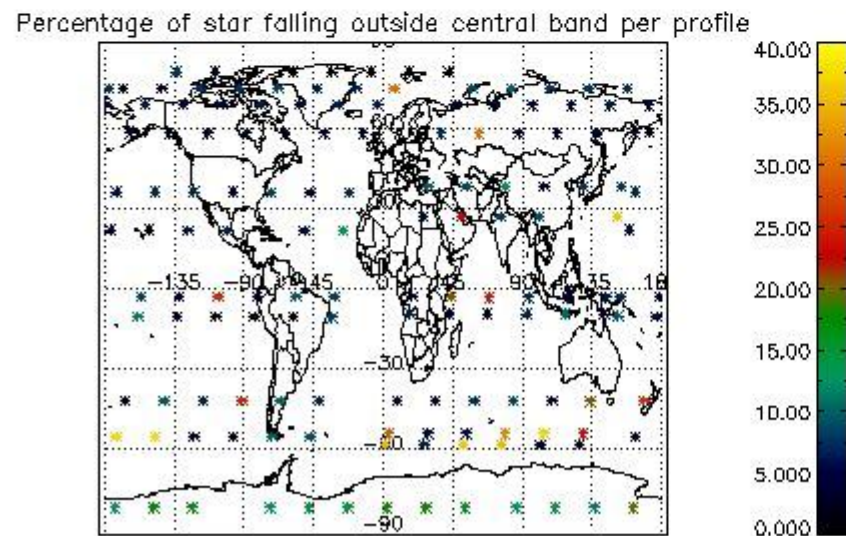
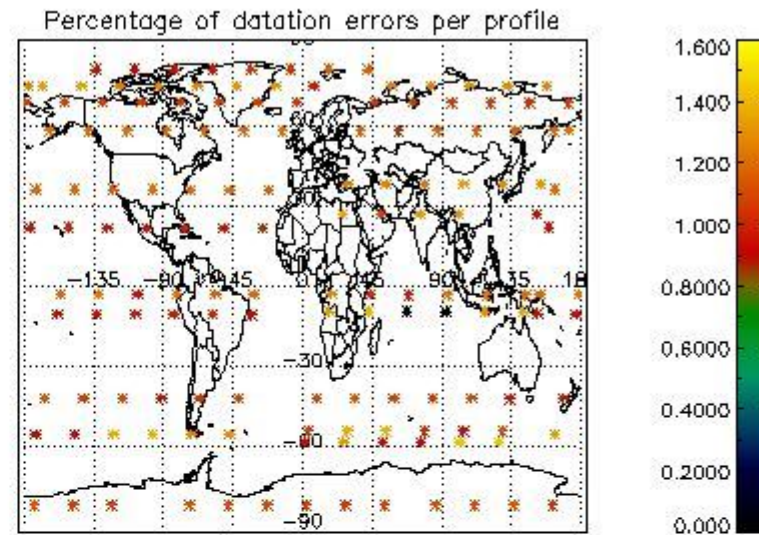
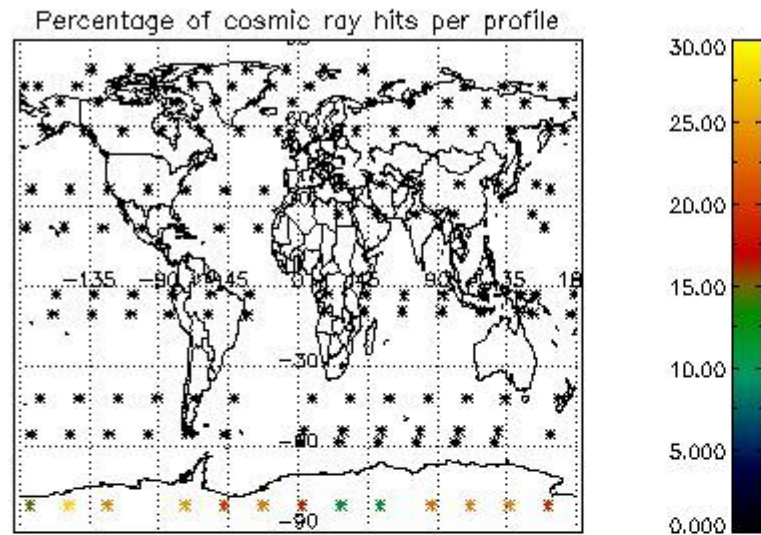


4.2 Plot quality information per product coming from level 1b processing (world map)

4.2.1 Plot level 1 quality information per product (world map): ENVISAT ASCENDING passes



4.2.2 Plot level 1 quality information per product (world map): ENVISAT DESCENDING passes



5. Trace gas profiles

5.1 Ozone statistics based on quality of products

The final quality of the products can be "measured" using the STD (Standard Deviation) attached to every point profile. This information is written to the parameter GOM_NL__2P/NL_LOCAL_SPECIES_DENSITY/o3_std of the level 2 products. The table below shows the statistics for given STD ranges.

The statistics are given with respect to the overall valid production:

- Products without fatal errors: GOM_NL__2P/MPH/PRODUCT_ERR=0
- Valid point profile: GOM_NL__2P/NL_LOCAL_SPECIES_DENSITY/pcd(0)=0

The 'Criteria' is applied to valid points of dark limb products:

- Products in dark limb illumination condition: GOM_NL__2P/NL_SUMMARY_QUALITY/obs_ill_cond=0
- Products without fatal errors: GOM_NL__2P/MPH/PRODUCT_ERR=0
- Valid point profile: GOM_NL__2P/NL_LOCAL_SPECIES_DENSITY/pcd(0)=0

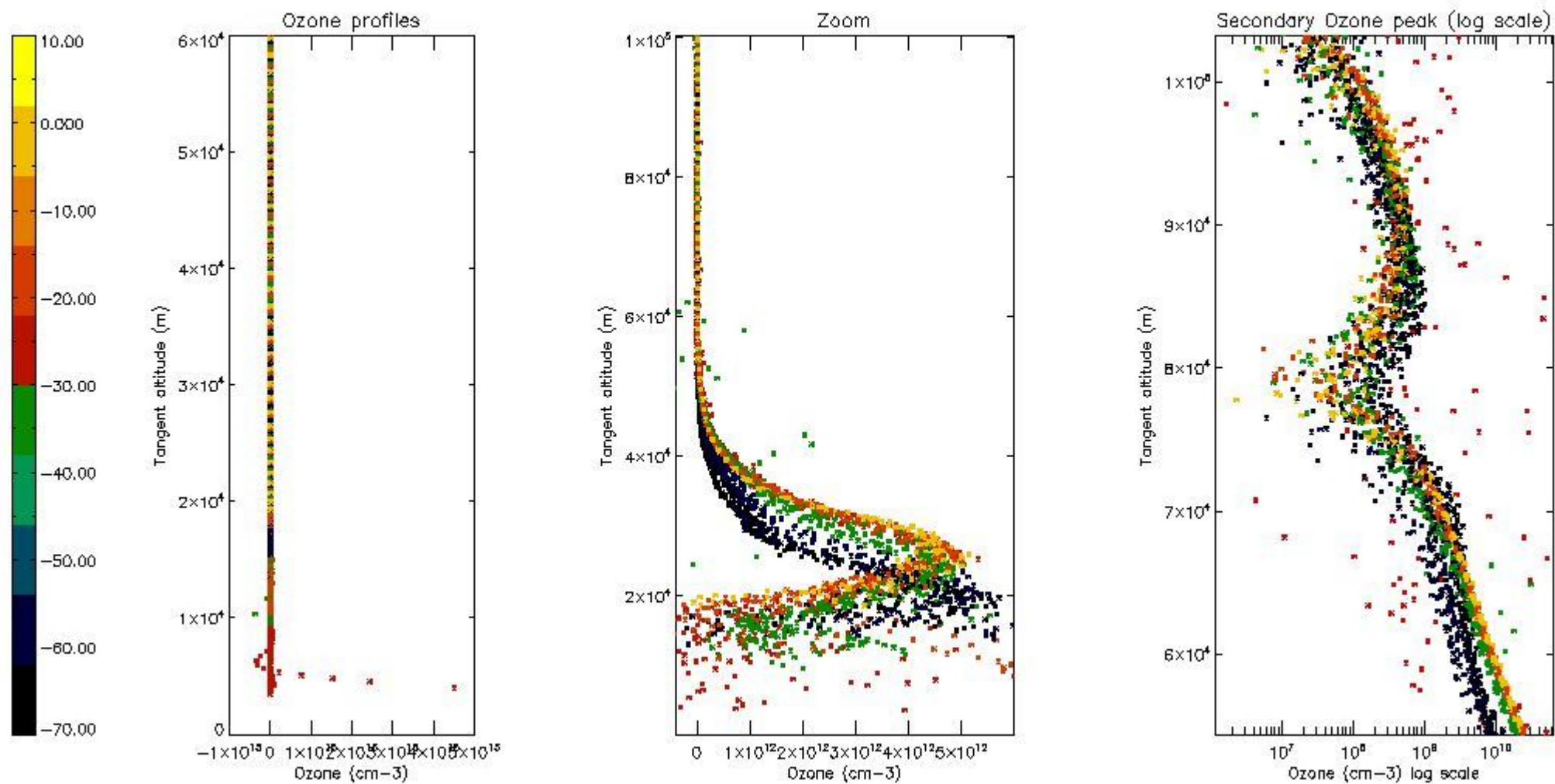
So, the table below shows the percentage of dark limb and valid observations for each criteria with respect to the overall valid daily observations.

Criteria	% of total production
All STD	24
STD < 20	13

STD < 10	10
STD < 5	7

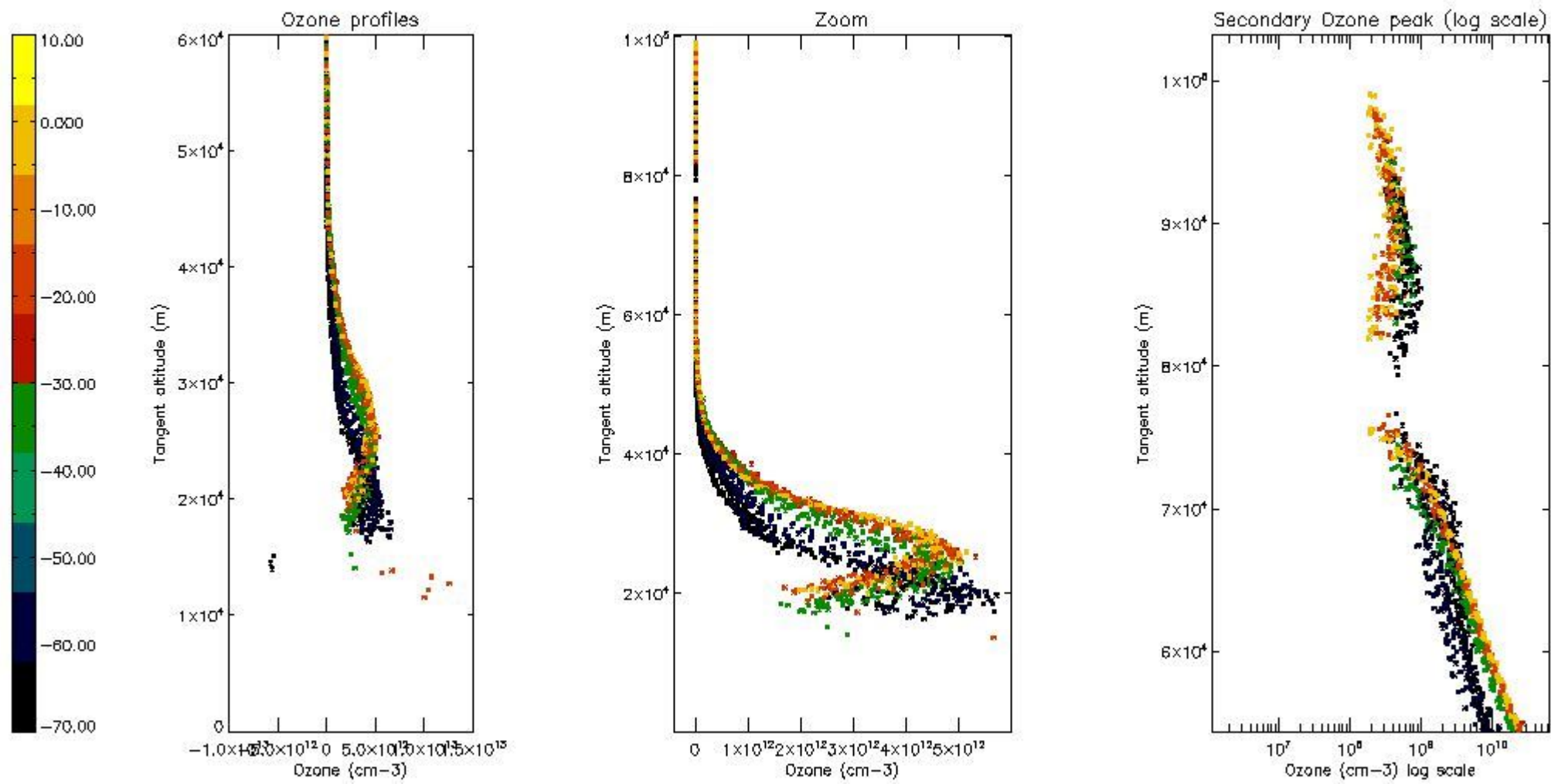
5.2 Plot ozone profiles for all STD (dark without errors)

The colorbar represents the latitude.



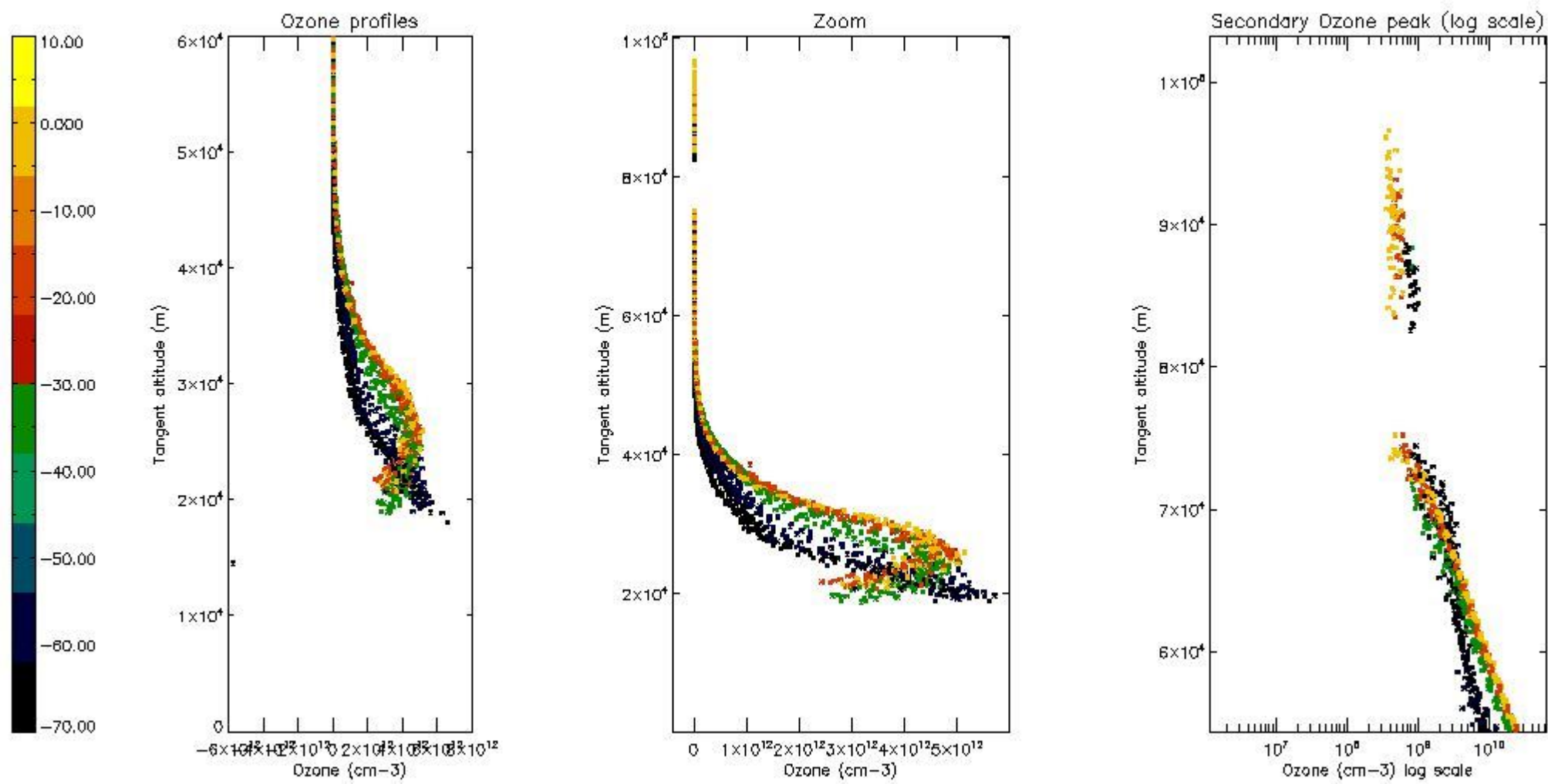
5.3 Plot ozone profiles where STD < 20% (dark without errors)

The colorbar represents the latitude.



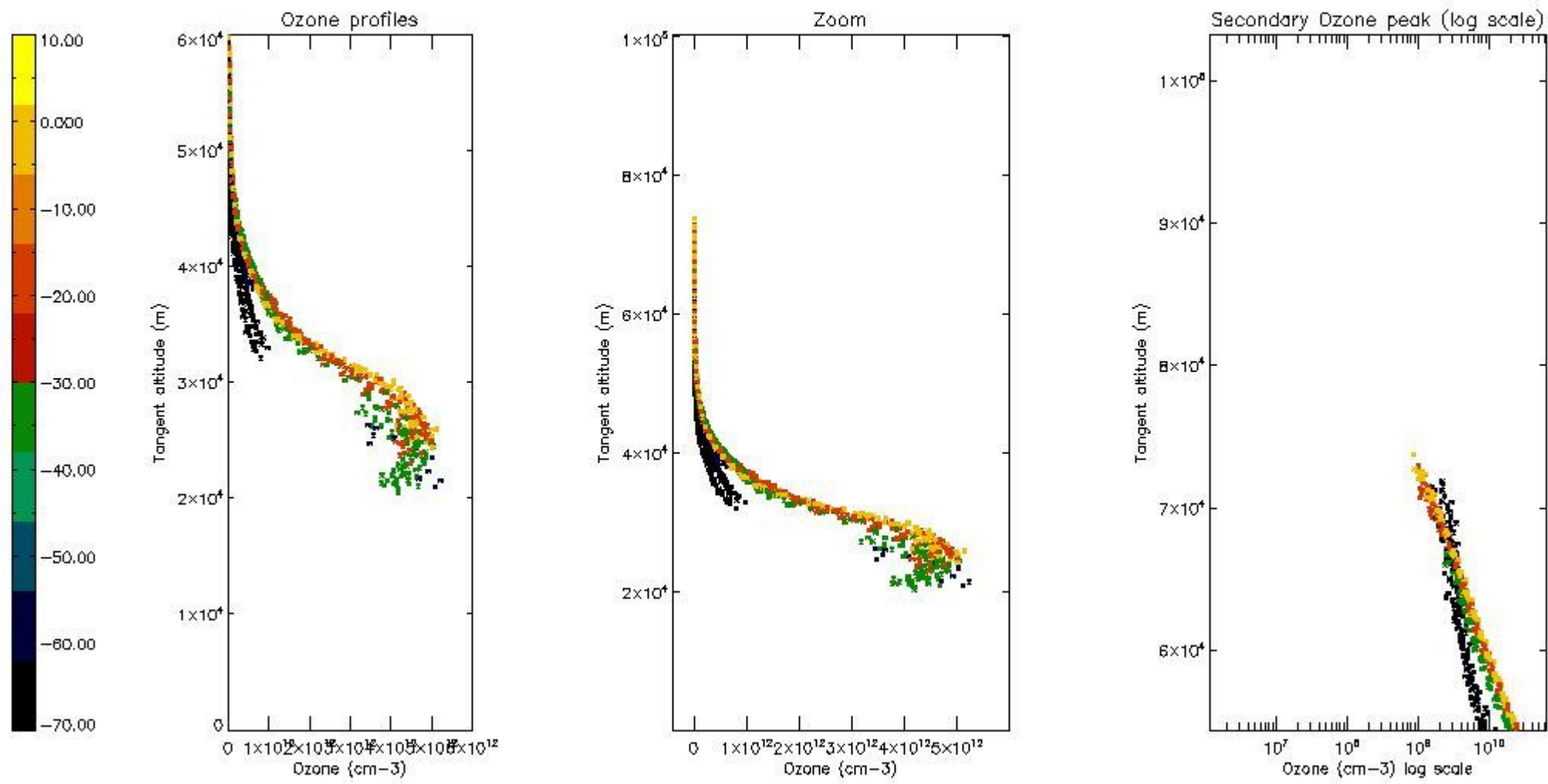
5.4 Plot ozone profiles where STD < 10% (dark without errors)

The colorbar represents the latitude.



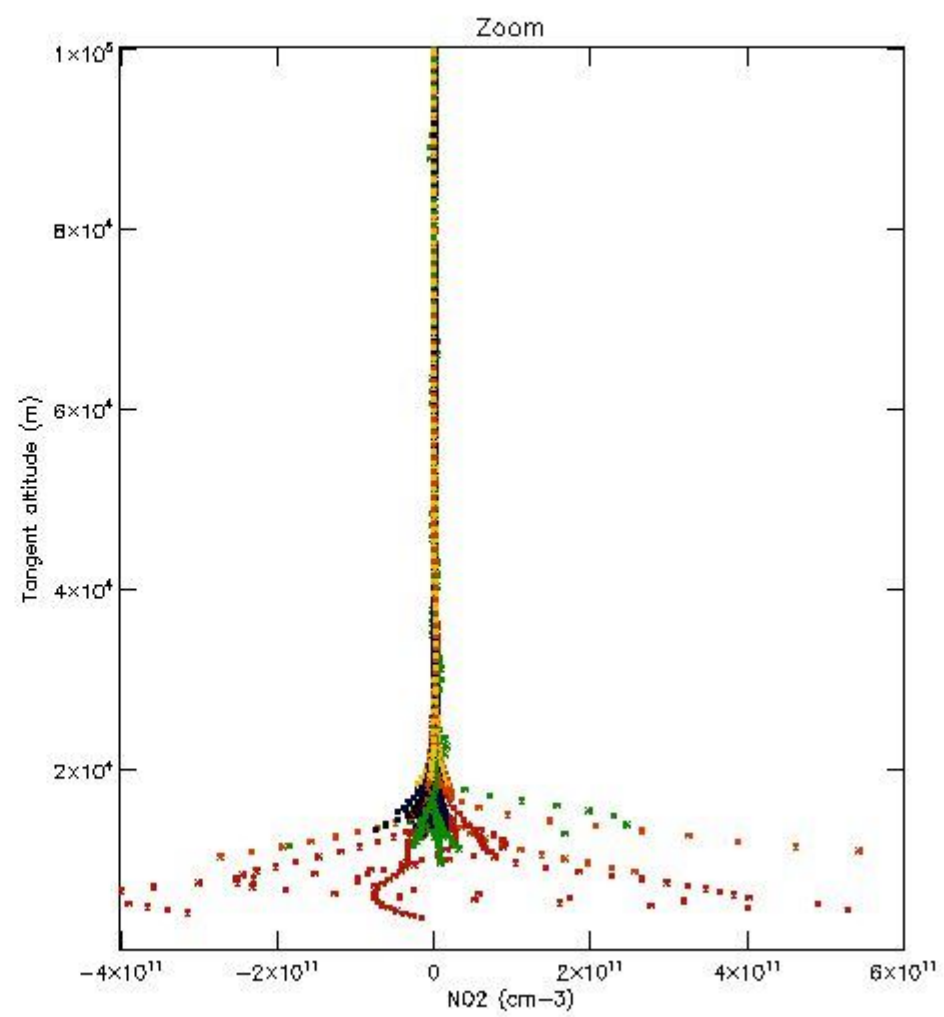
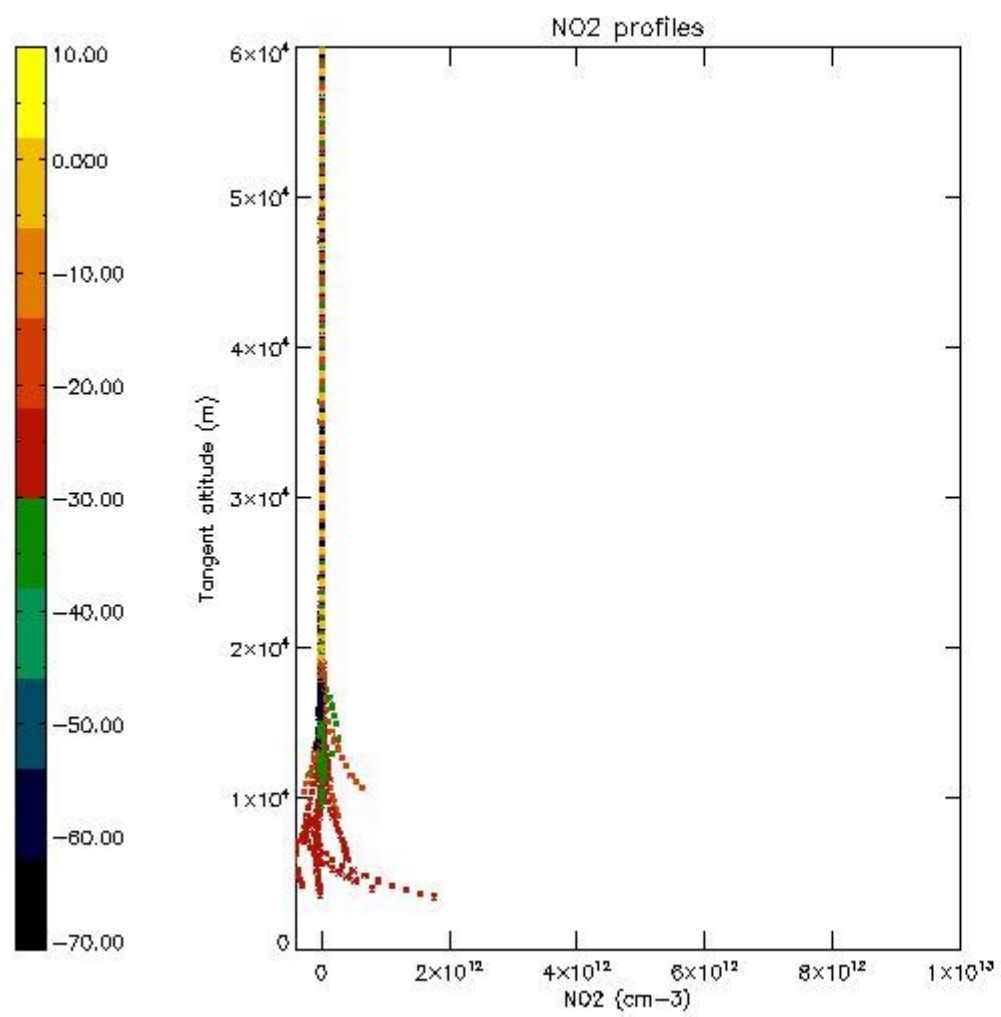
5.5 Plot ozone profiles where $STD < 5\%$ (dark without errors)

The colorbar represents the latitude.



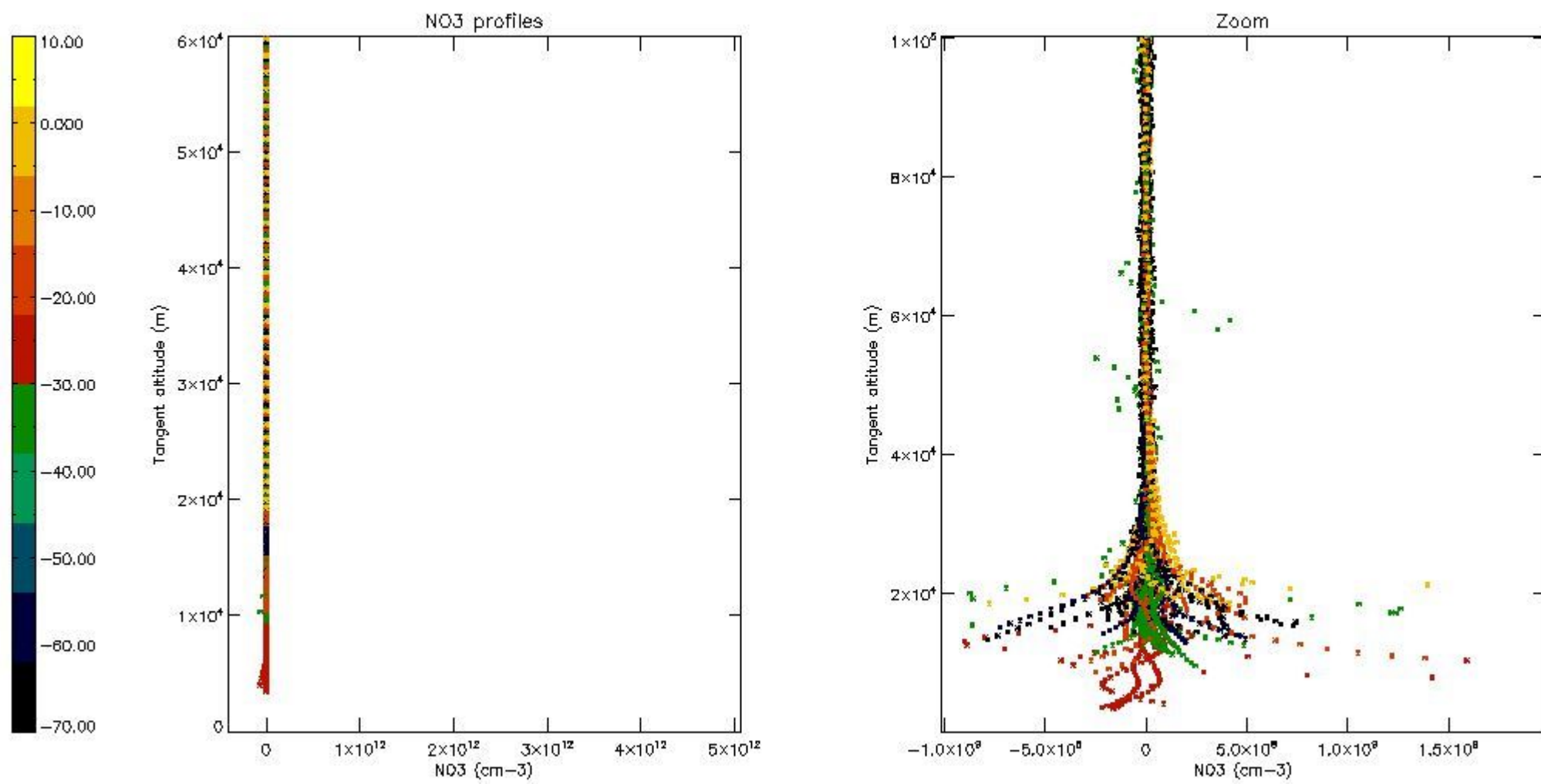
5.6 Plot NO₂ profiles for all STD (dark without errors)

The colorbar represents the latitude.



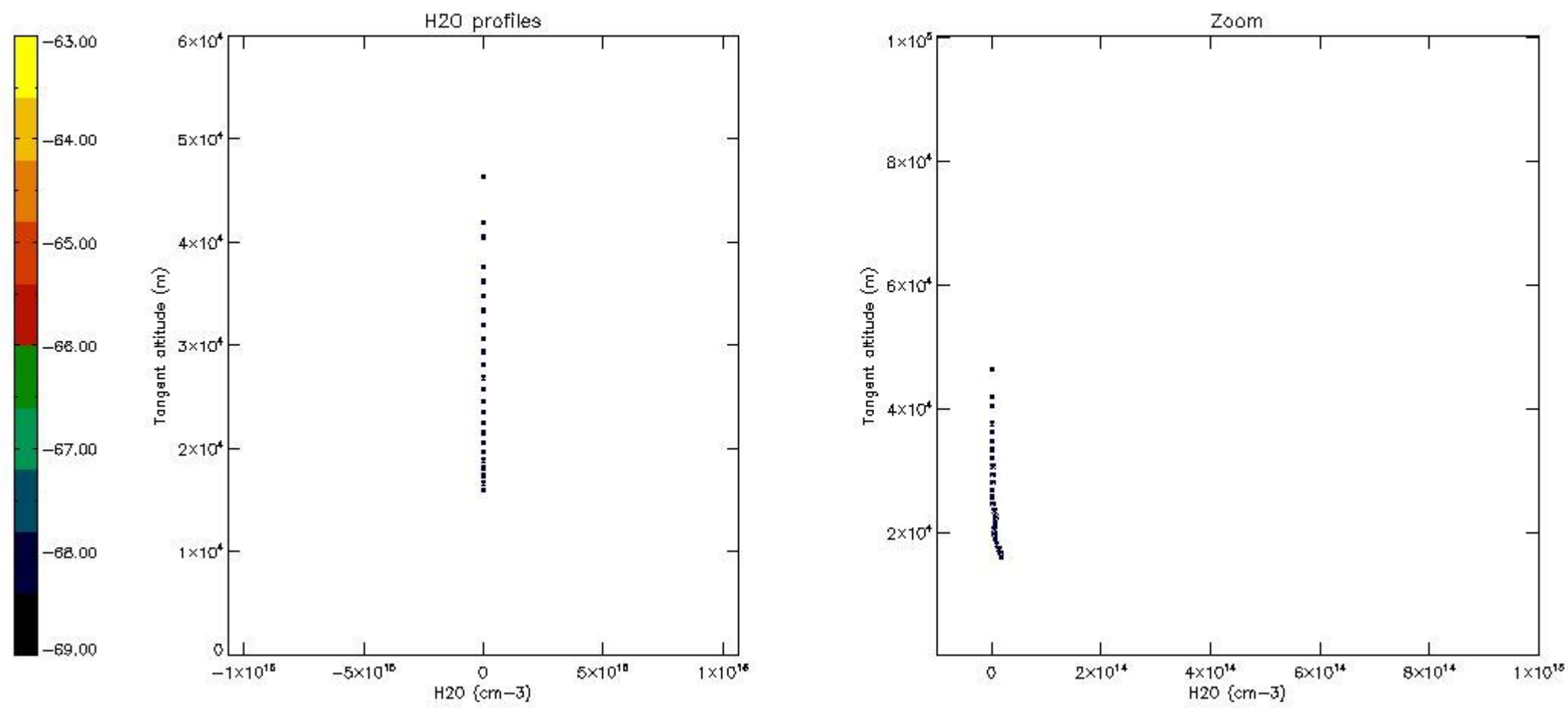
5.7 Plot NO3 profiles for all STD (dark without errors)

The colorbar represents the latitude.



5.8 Plot H2O profiles for all STD (only for occultations of stars 1,2,3,4,13,14,16,26,63 dark without errors)

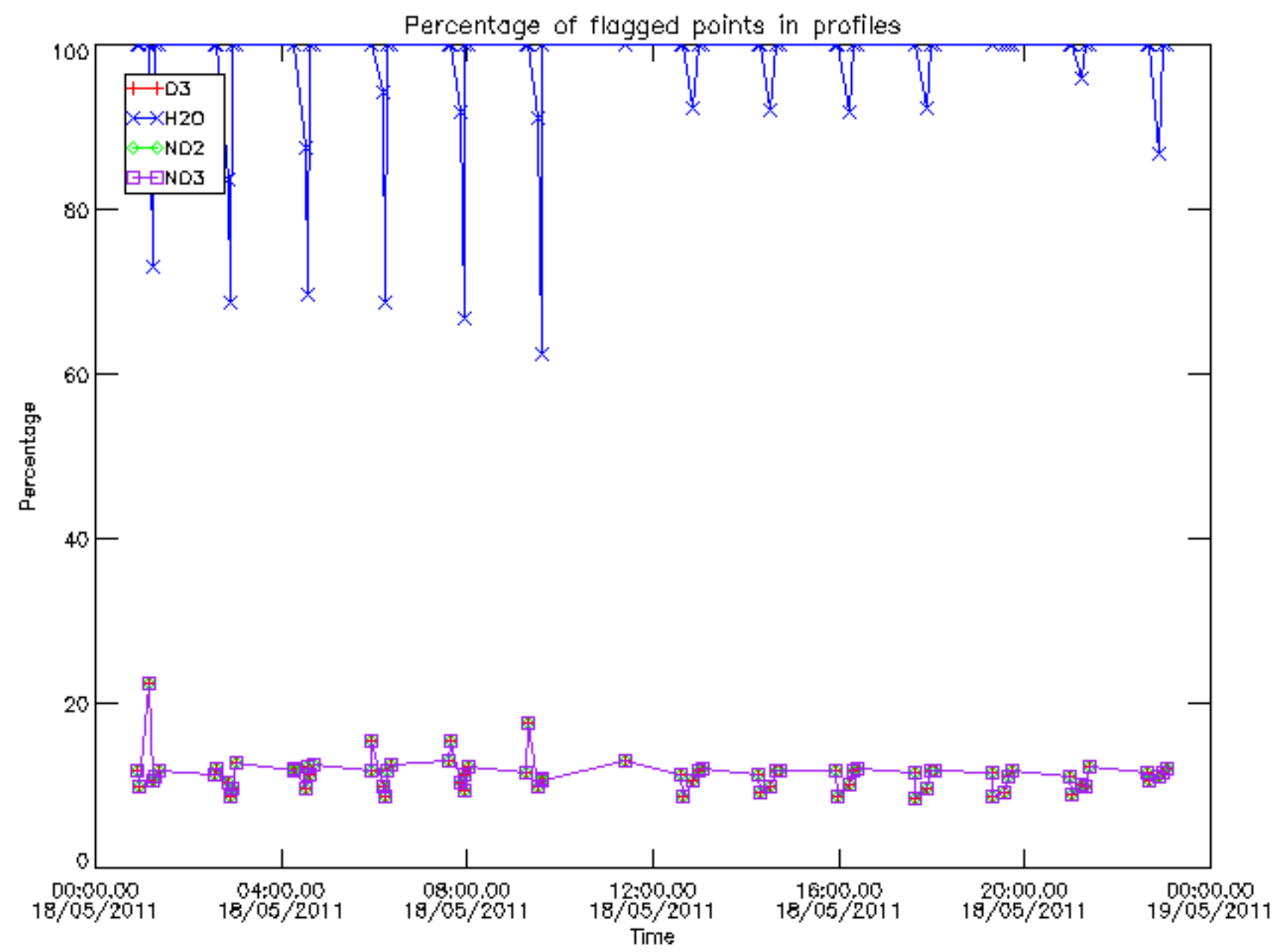
The colorbar represents the latitude.



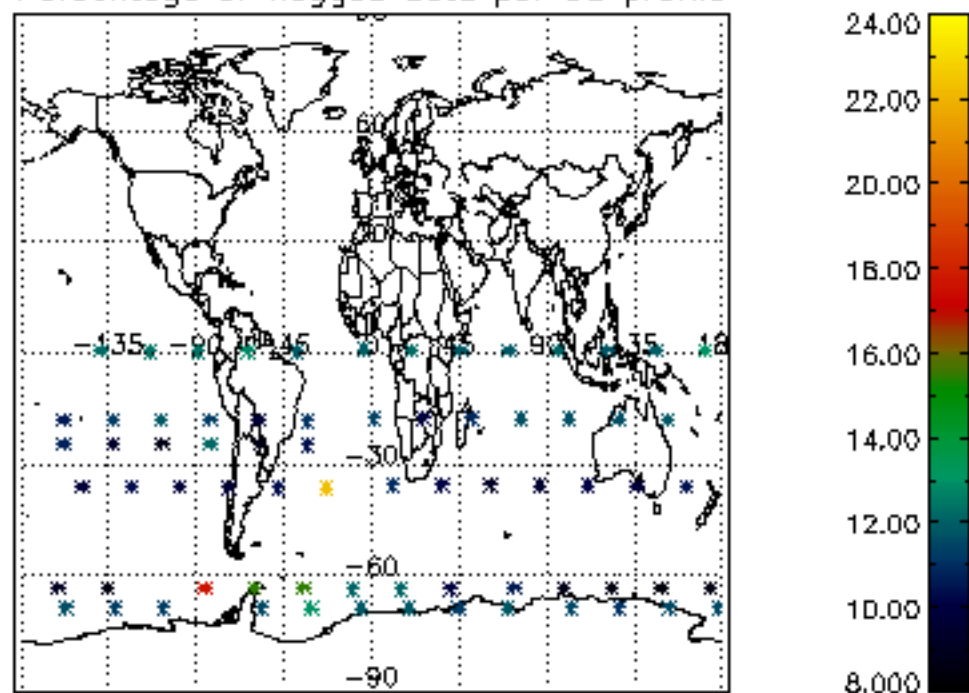
6. Auxiliary Data Files used for the production reported in section 2

The number reported in the third column indicates since which file (see list in section 2) the corresponding auxiliary file has been used. The fourth column is the date of those product files.

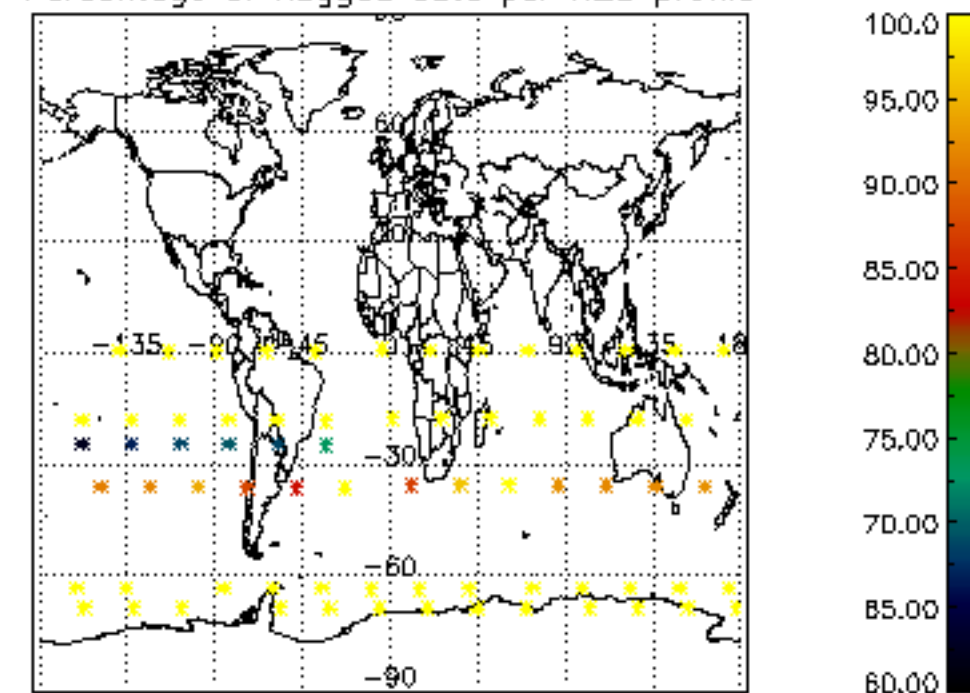
Type	Auxiliary Filename	Used since product	Used since product date
INST_PHYS_CHARACTERISTICS	GOM_INS_AXVIEC20091111_143220_20030716_120000_20500101_000000	1	18-MAY-2011 00:00:35
LEVEL-2_PROC_CONFIG	GOM_PR2_AXVIEC20091111_152718_20020301_000000_20500101_000000	1	18-MAY-2011 00:00:35
CROSS_SECTIONS_FILE	GOM_CRS_AXVIEC20091111_154832_20020301_000000_20500101_000000	1	18-MAY-2011 00:00:35



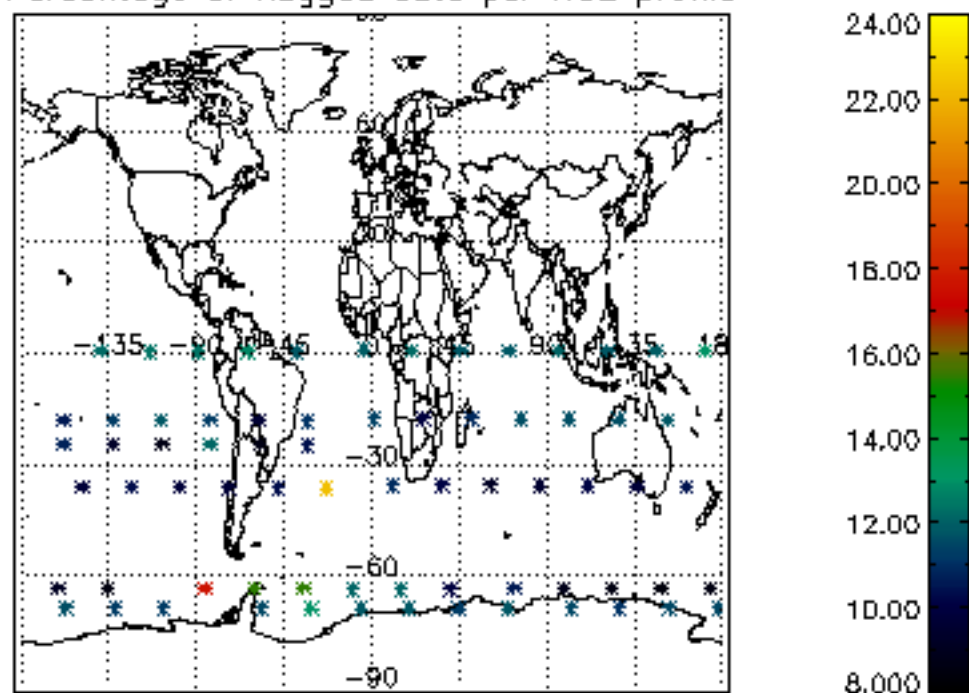
Percentage of flagged data per D3 profile



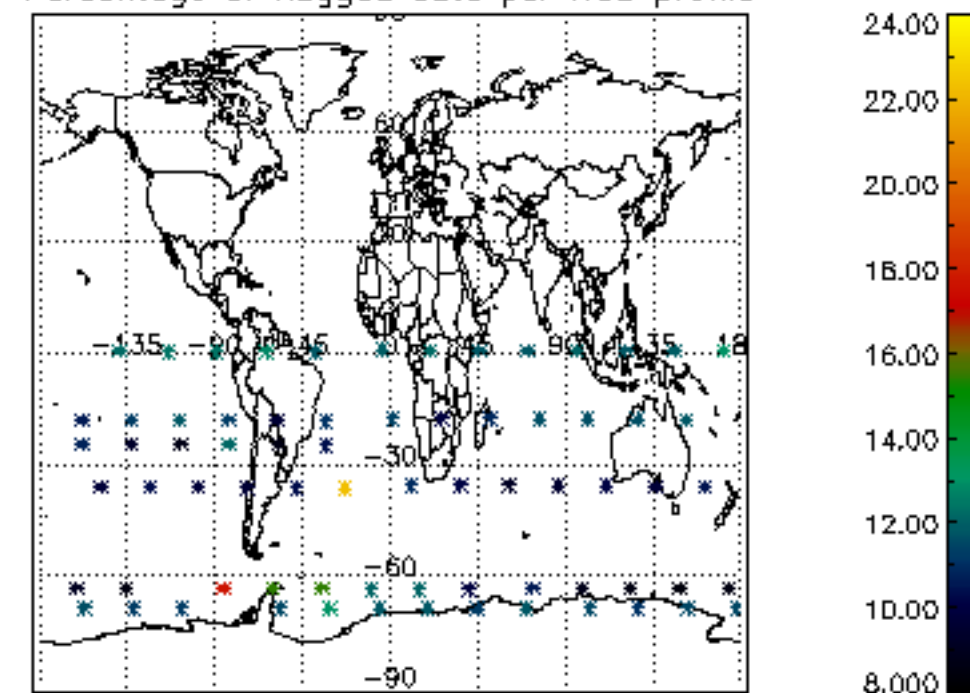
Percentage of flagged data per H2O profile

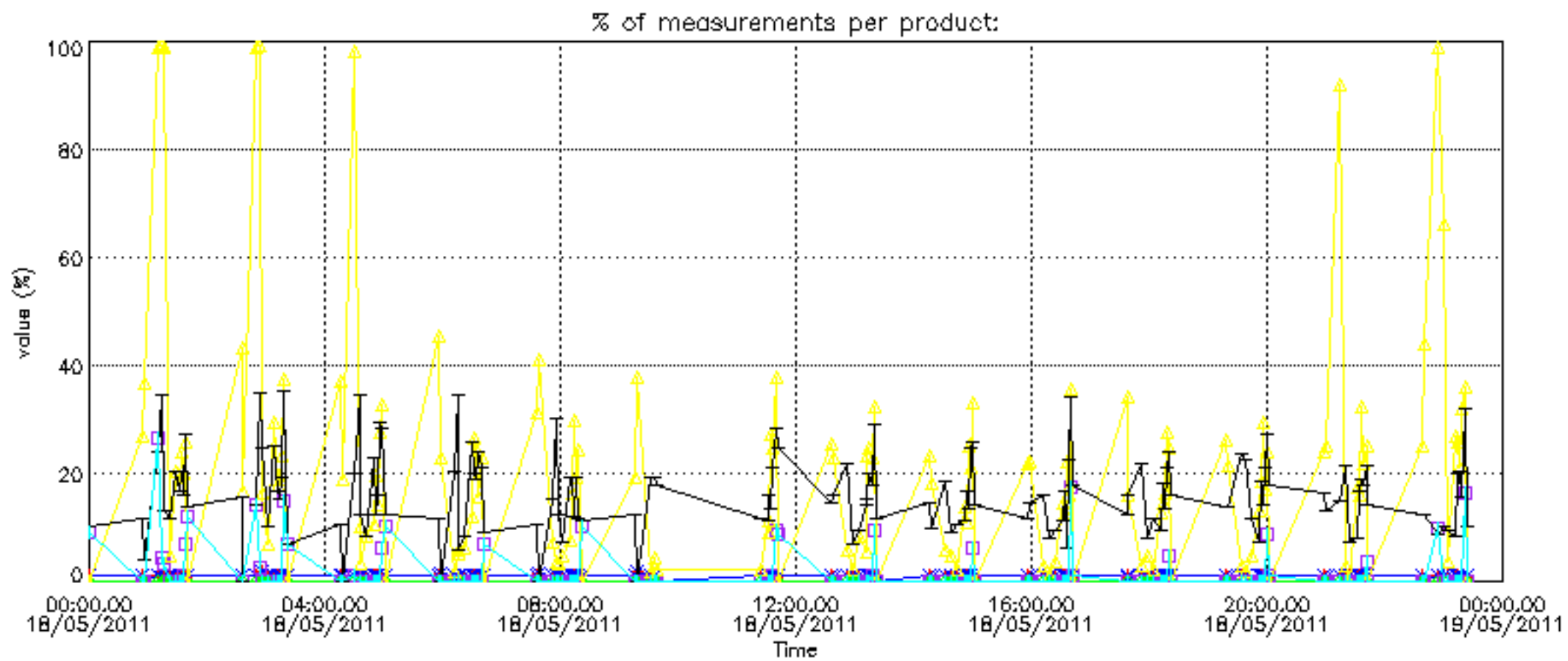


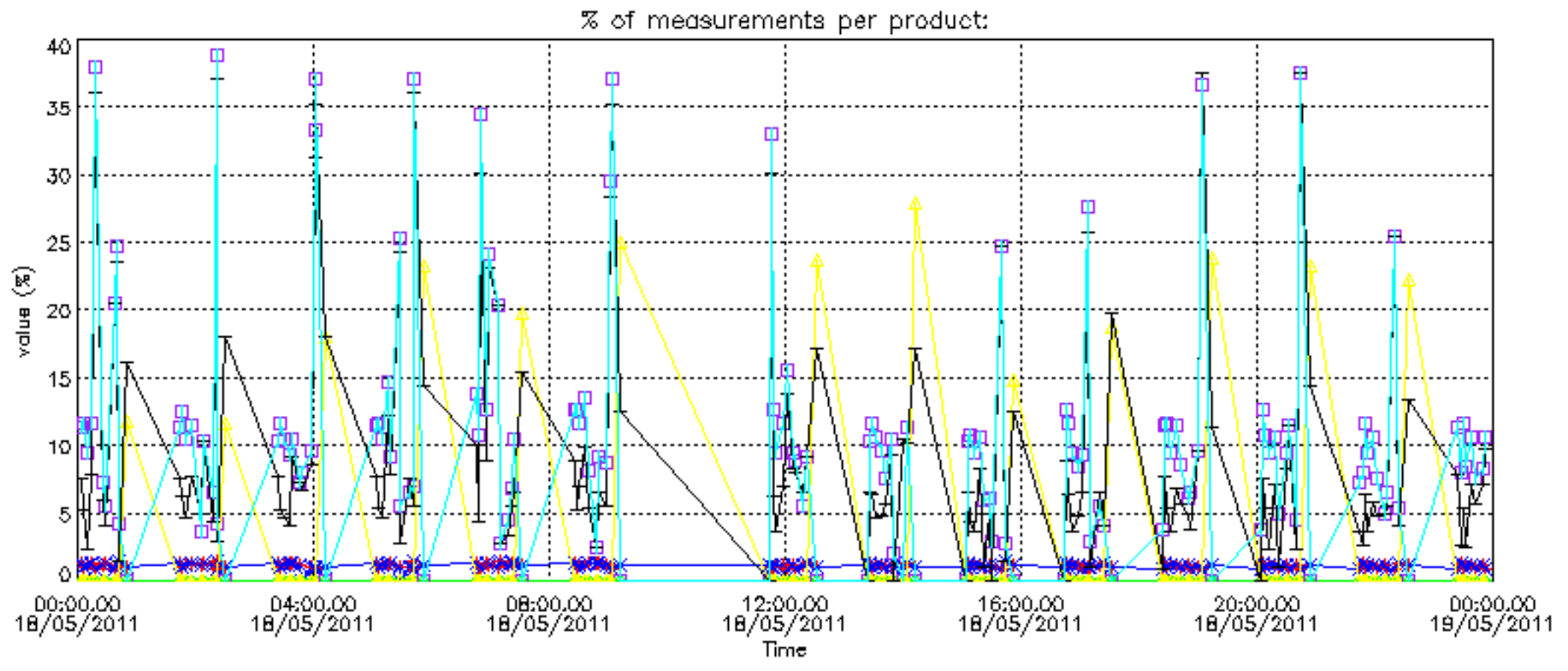
Percentage of flagged data per NO2 profile



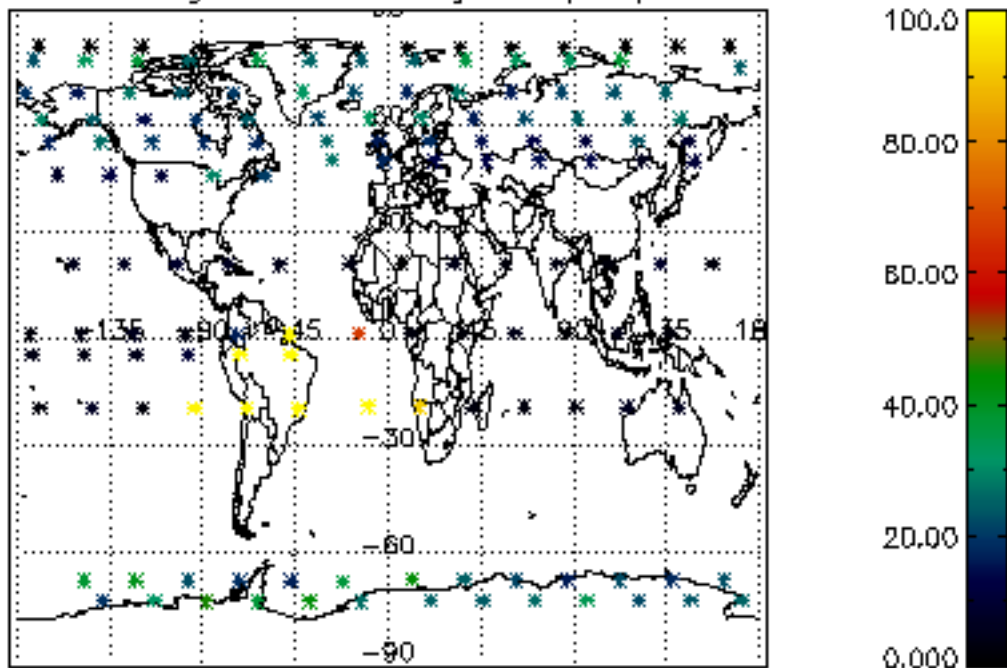
Percentage of flagged data per NO3 profile



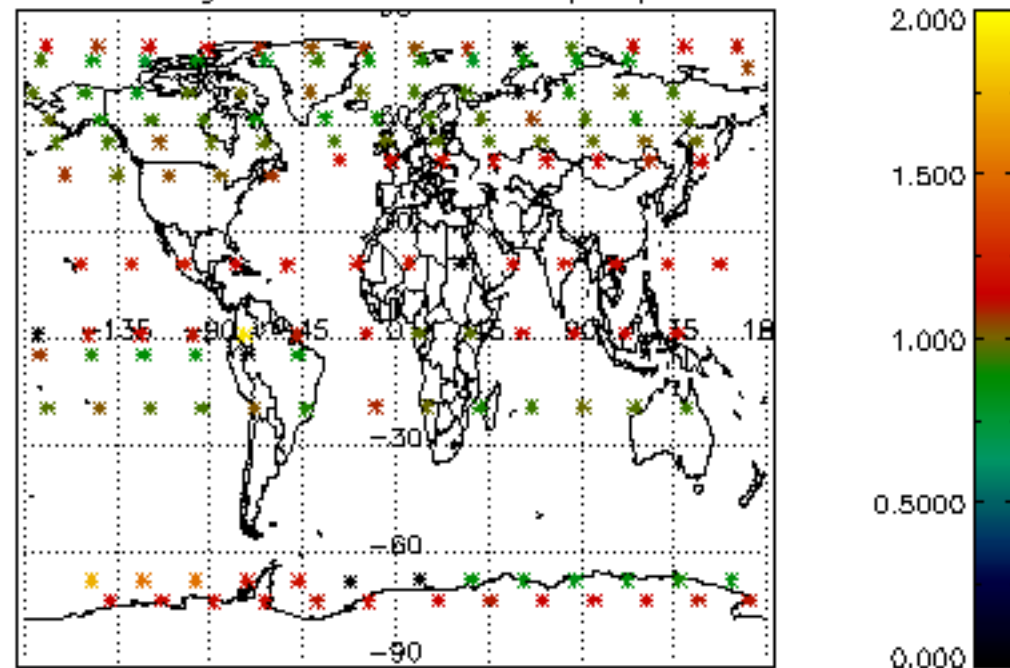




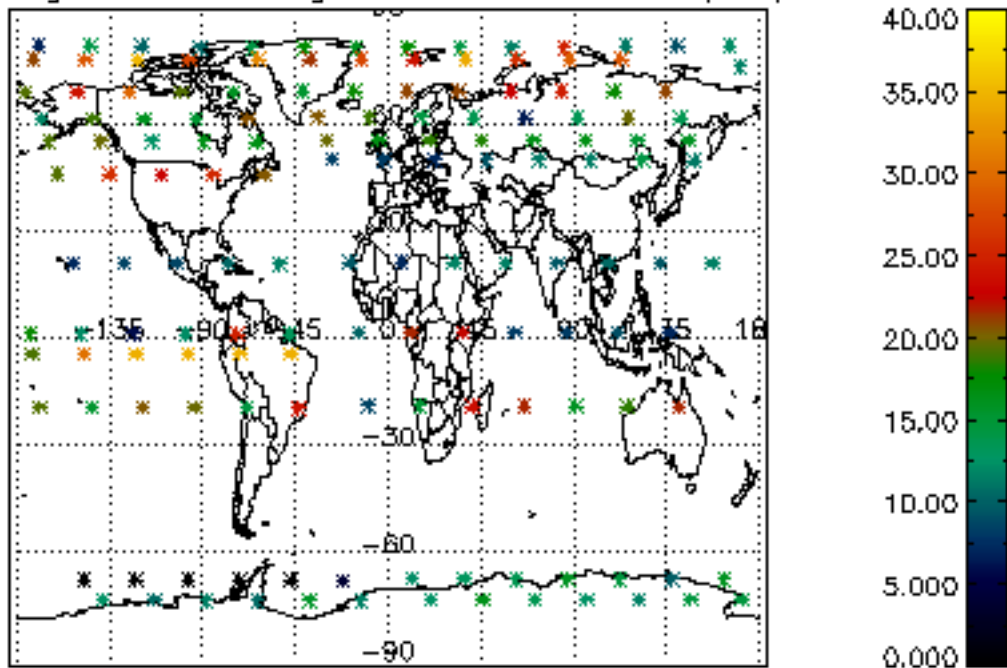
Percentage of cosmic ray hits per profile



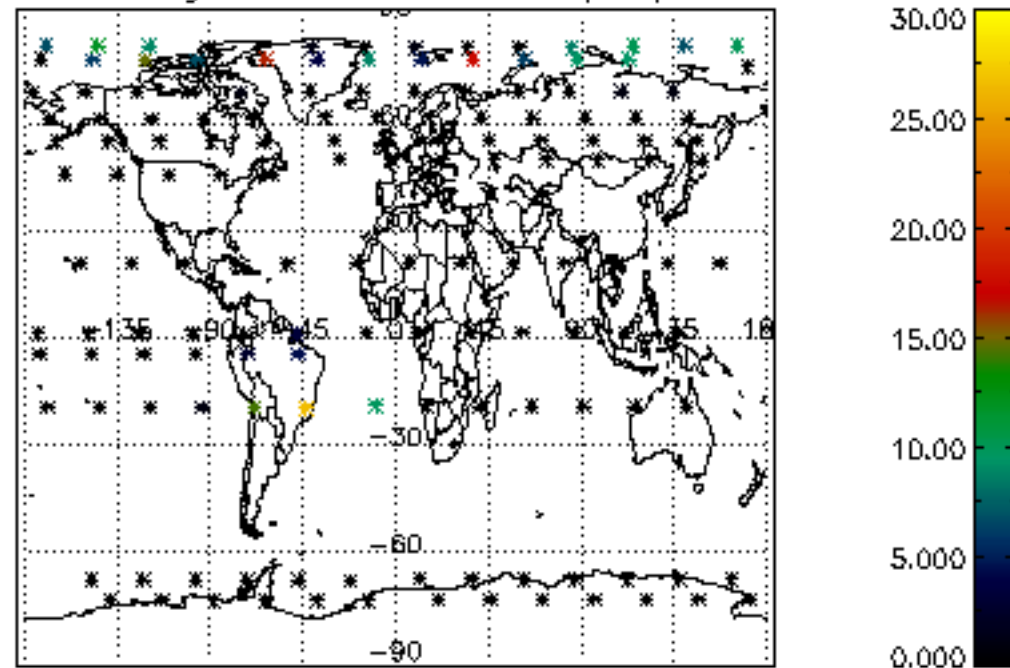
Percentage of datation errors per profile



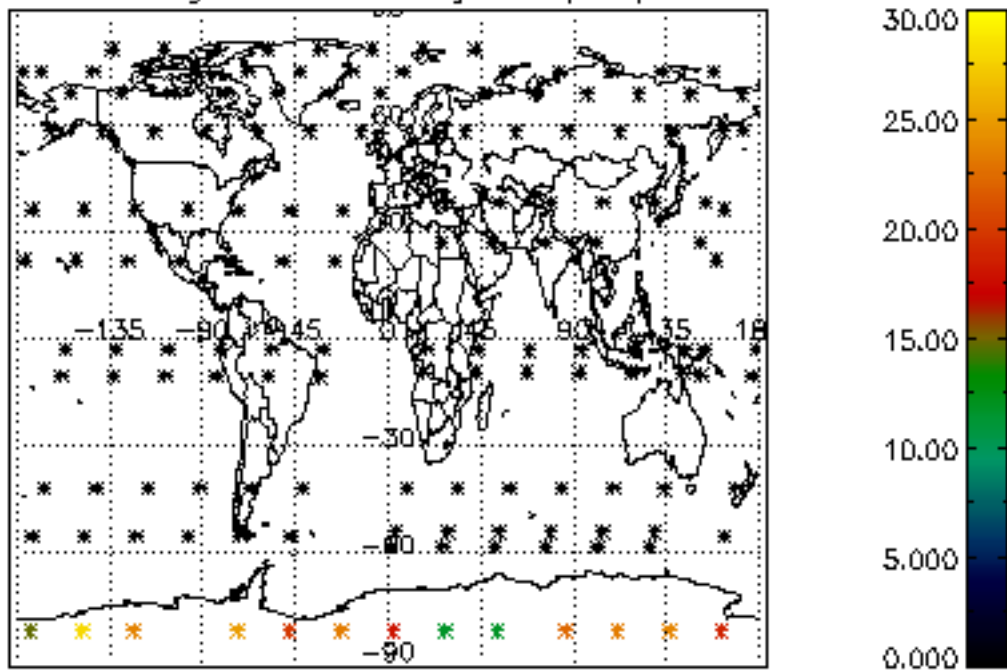
Percentage of star falling outside central band per profile



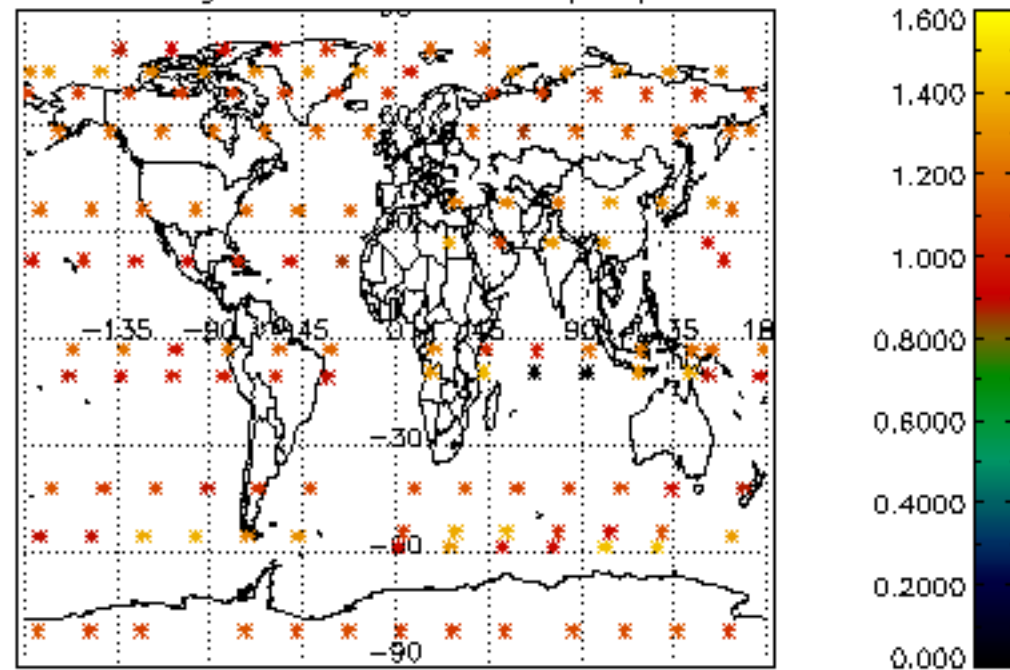
Percentage of saturation errors per profile



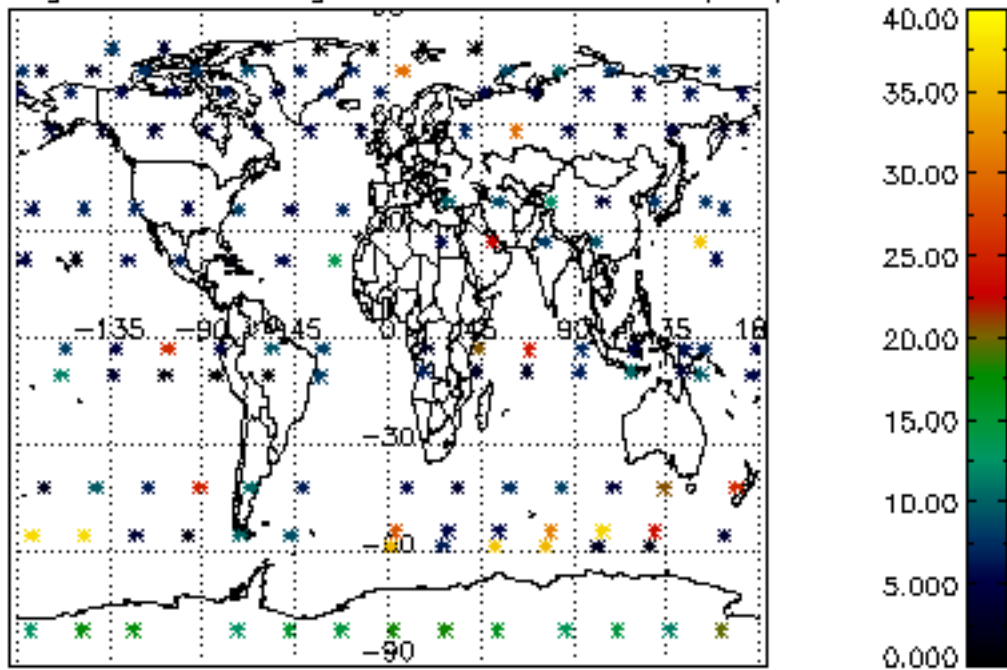
Percentage of cosmic ray hits per profile



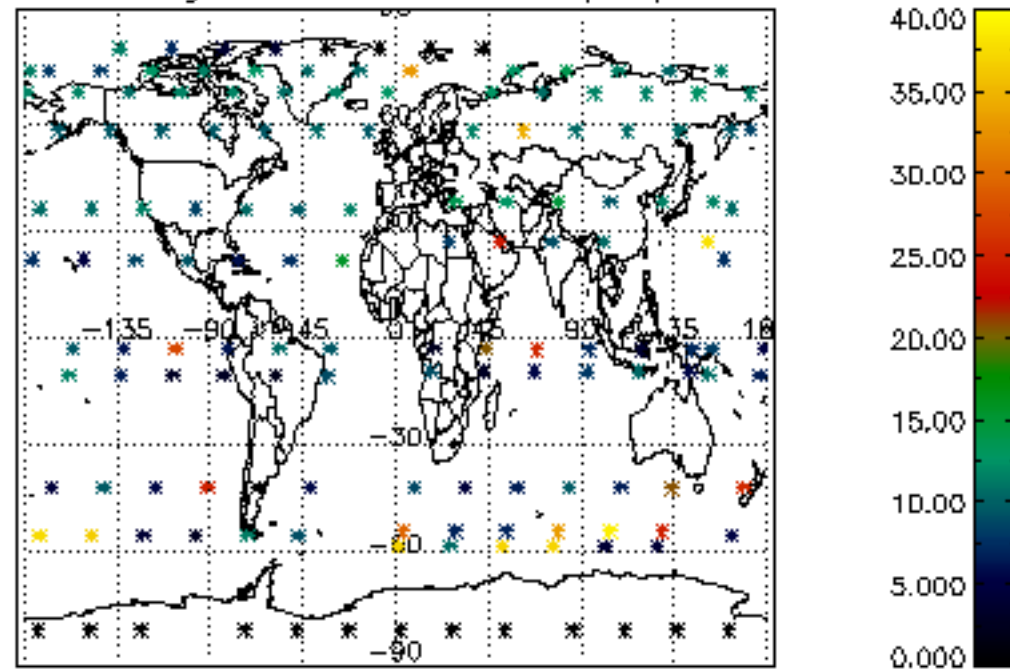
Percentage of datation errors per profile

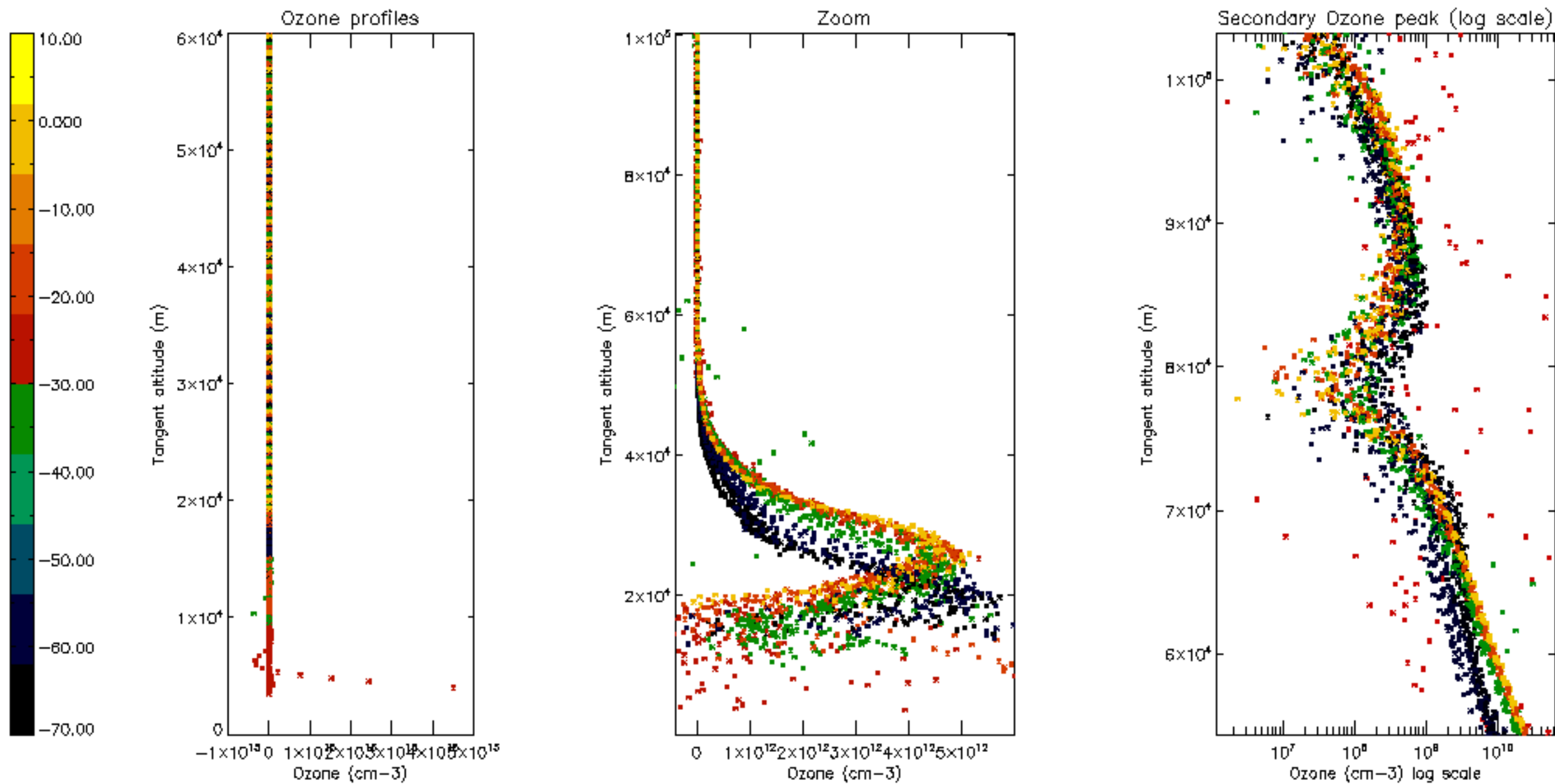


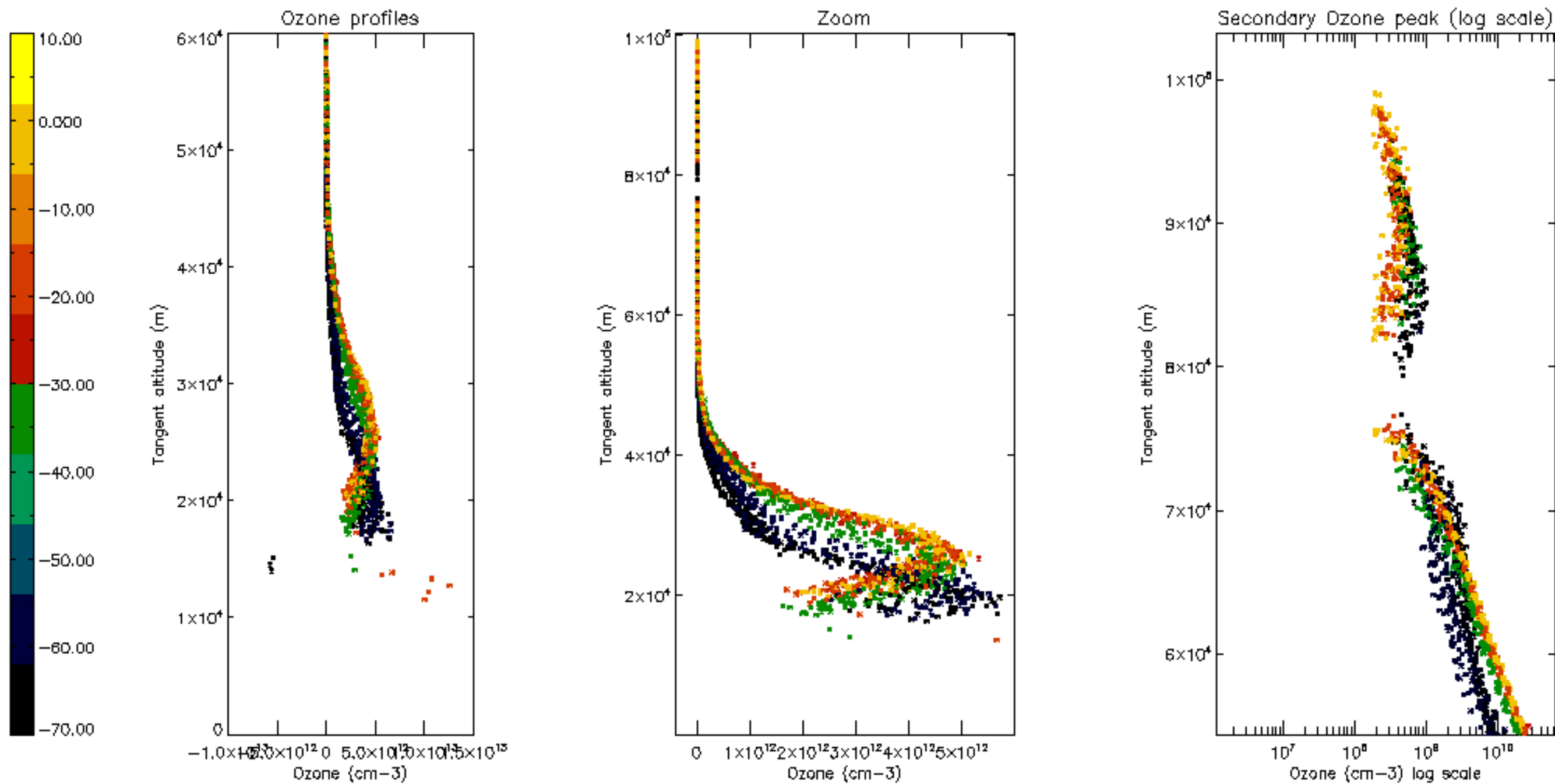
Percentage of star falling outside central band per profile

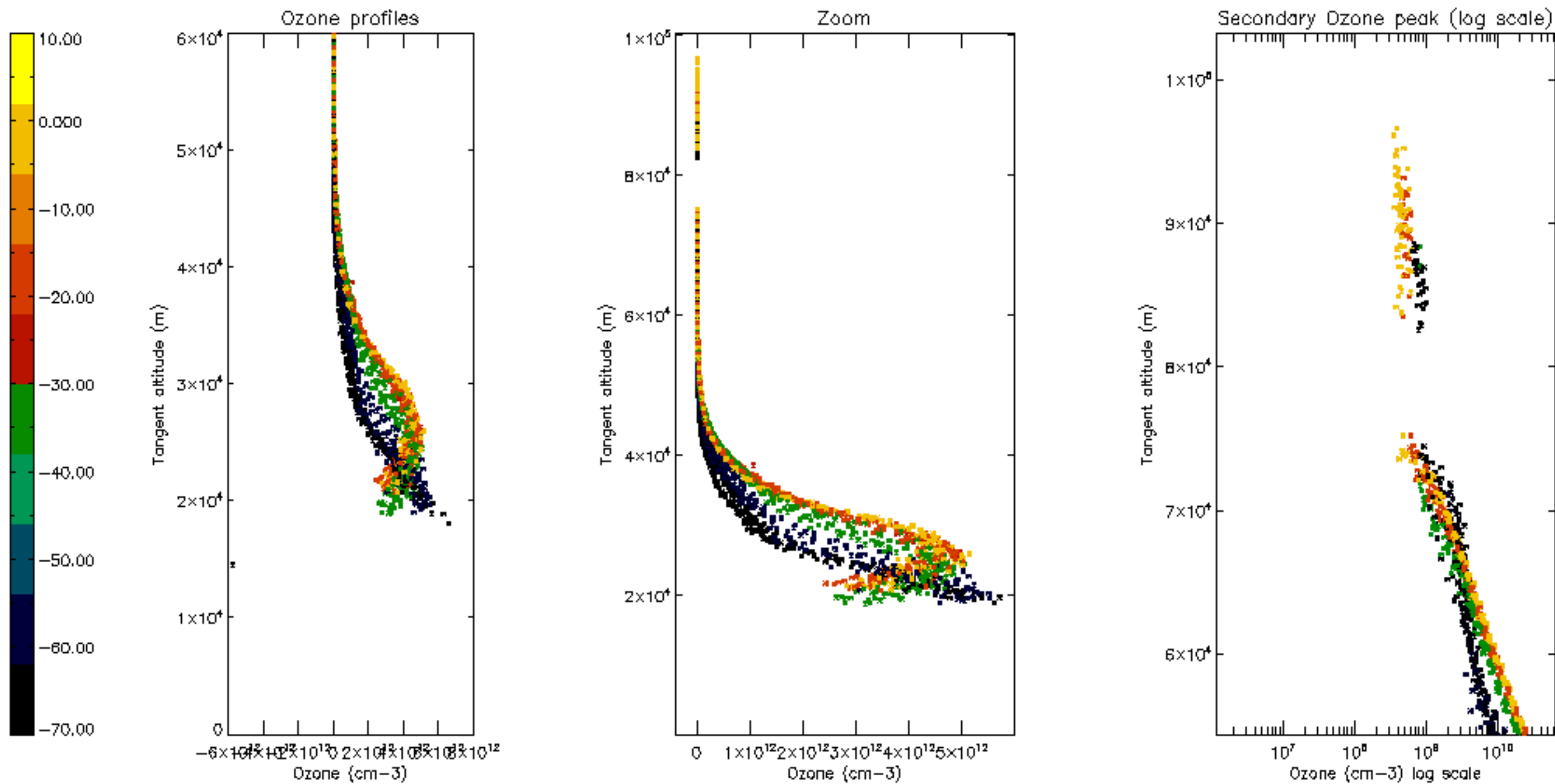


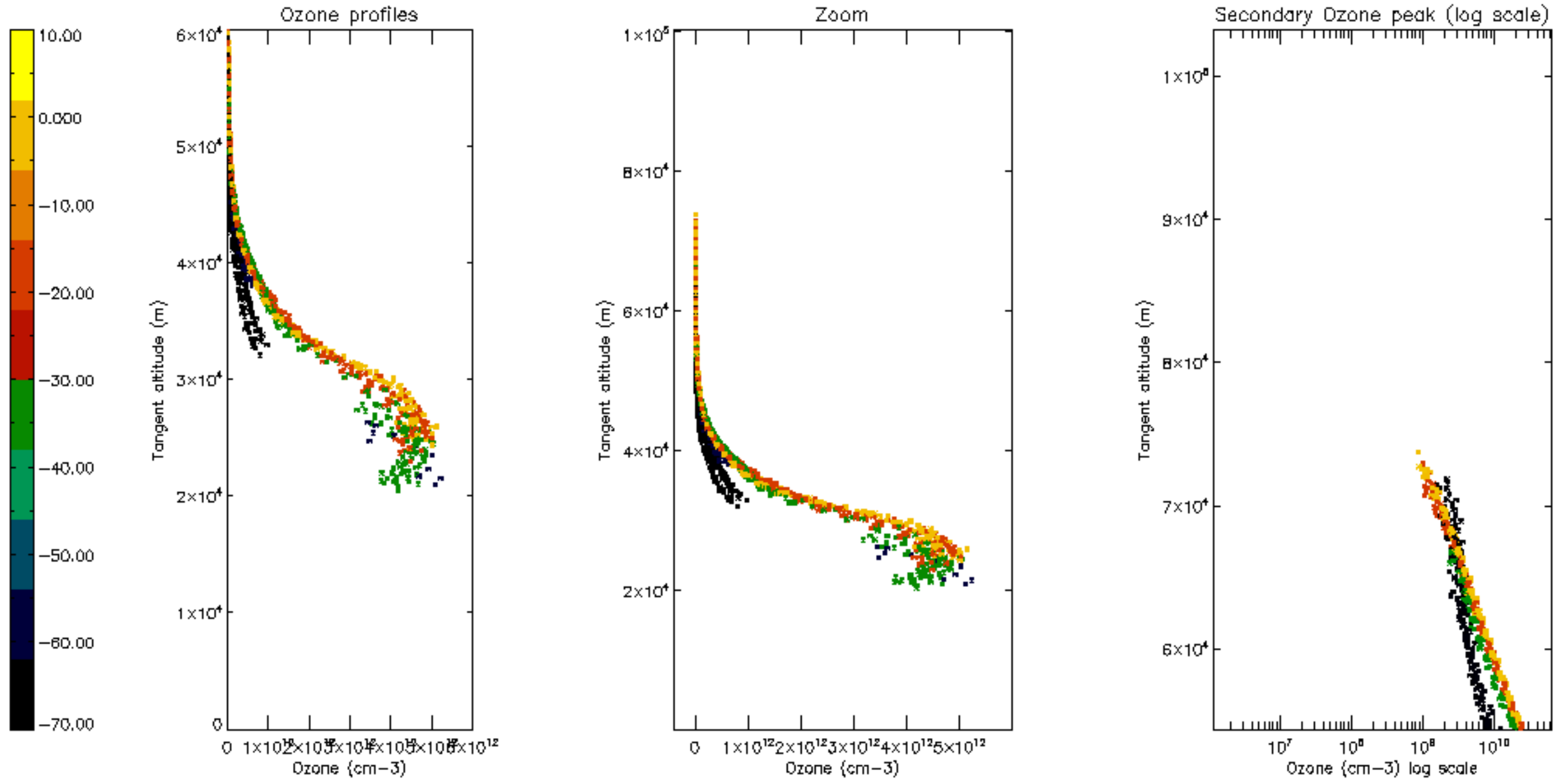
Percentage of saturation errors per profile

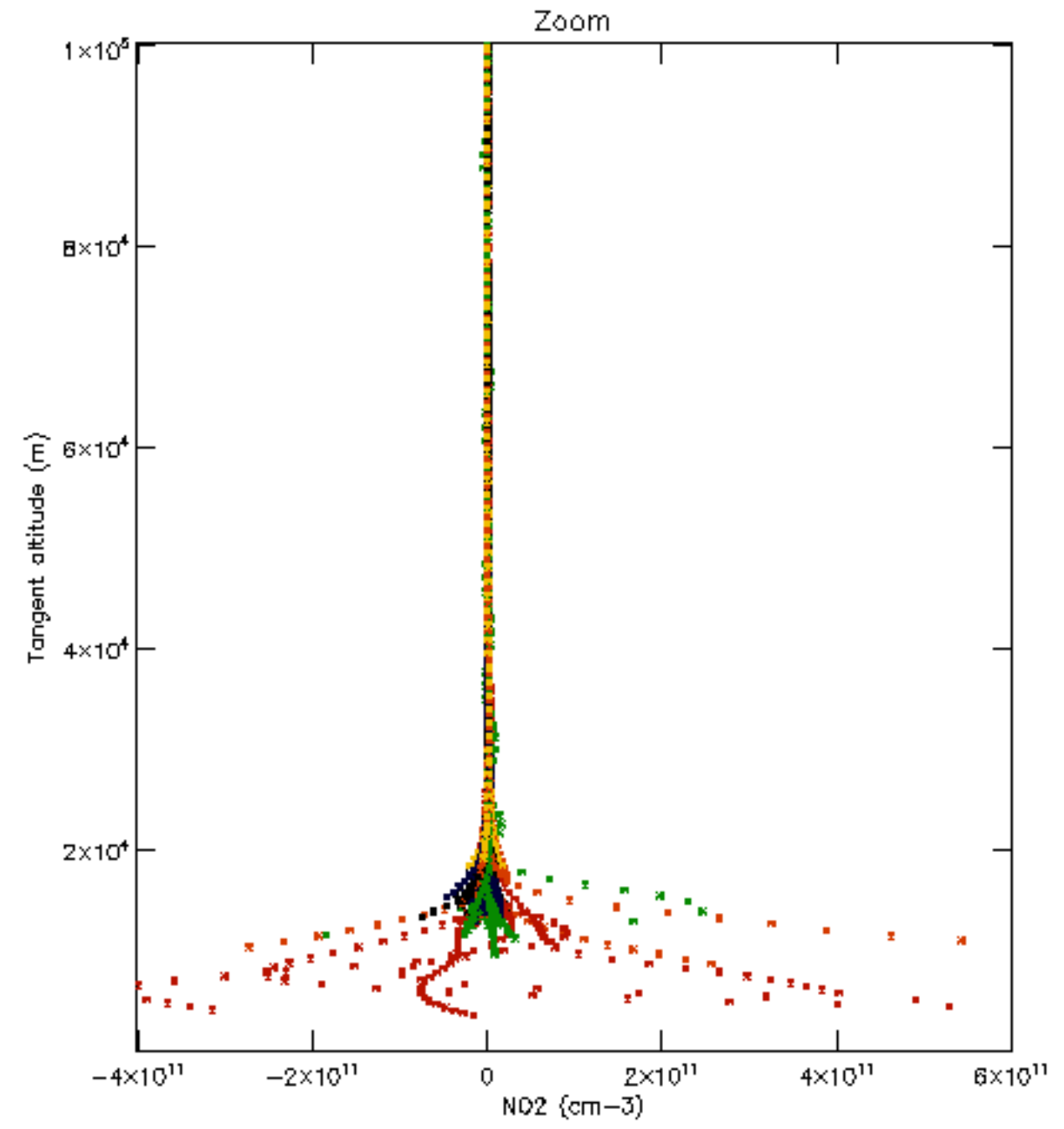
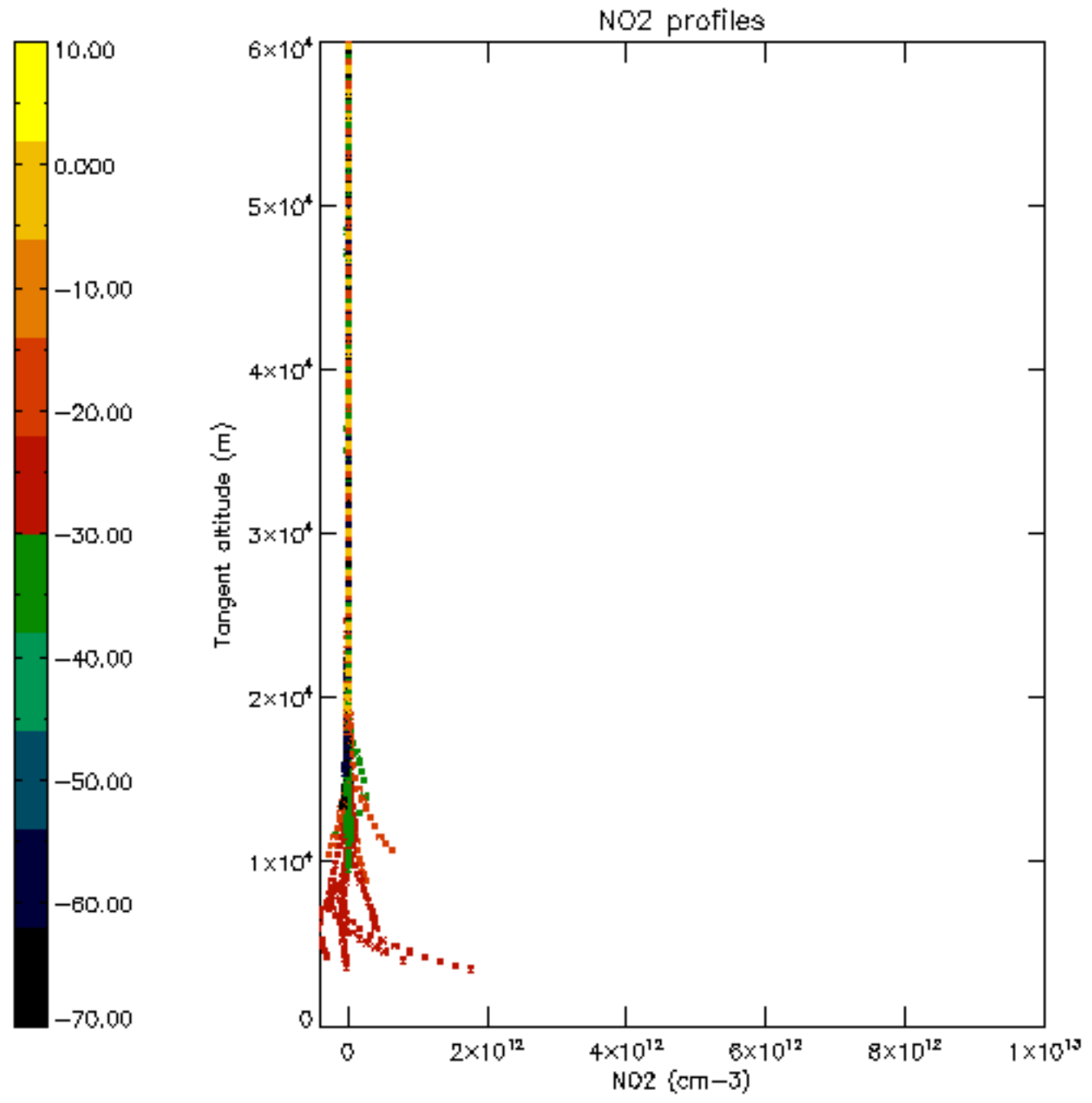


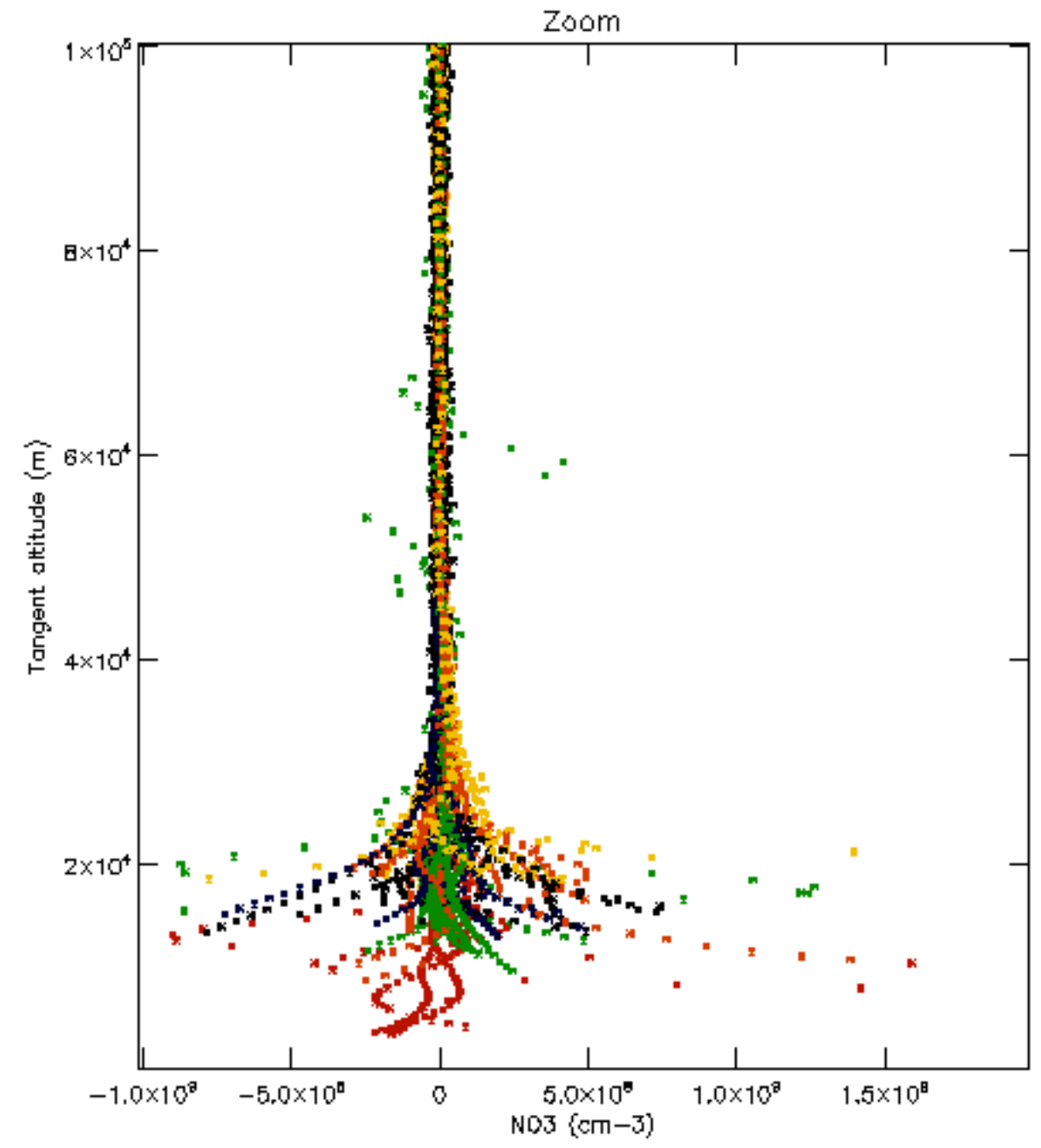
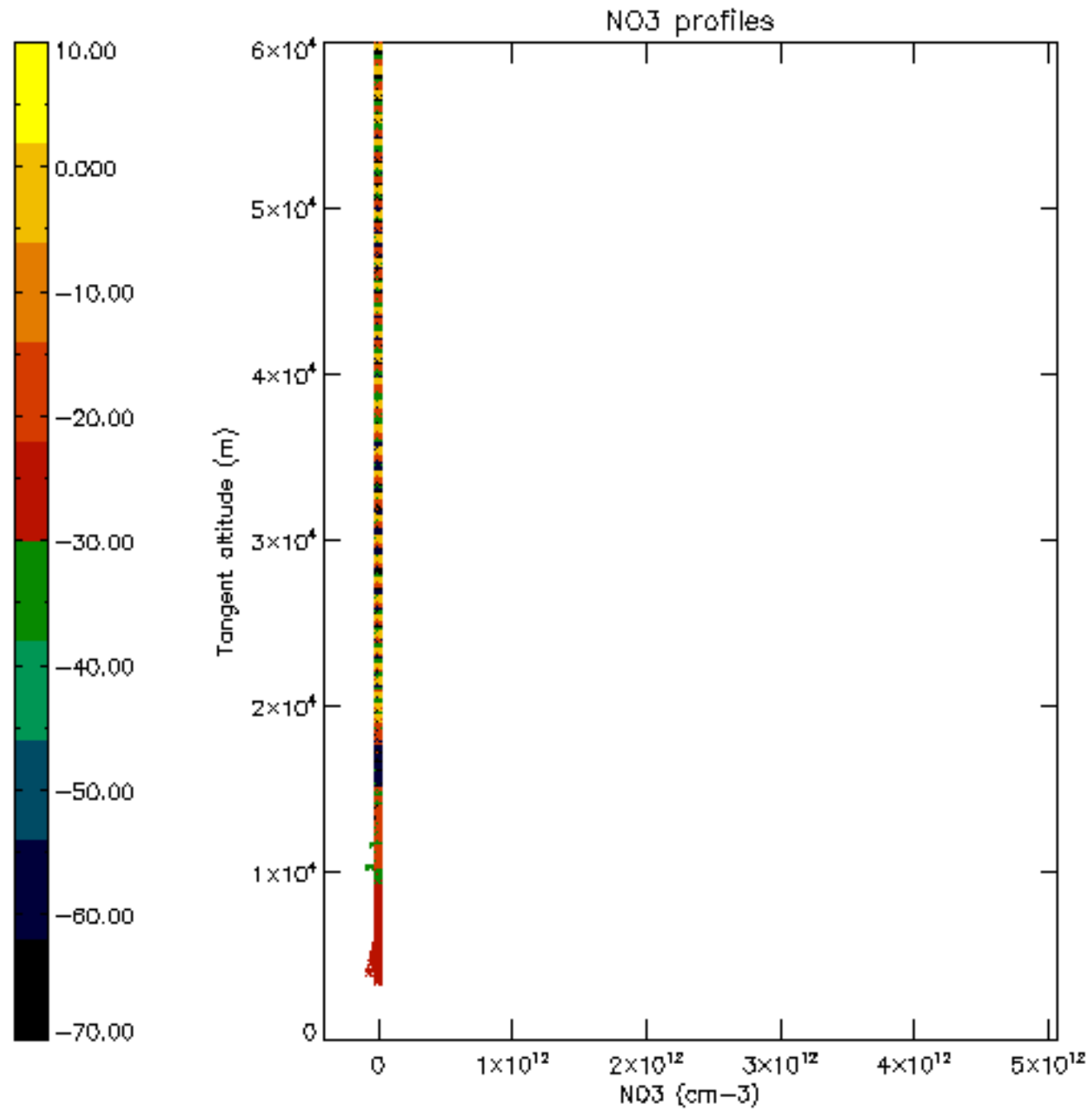


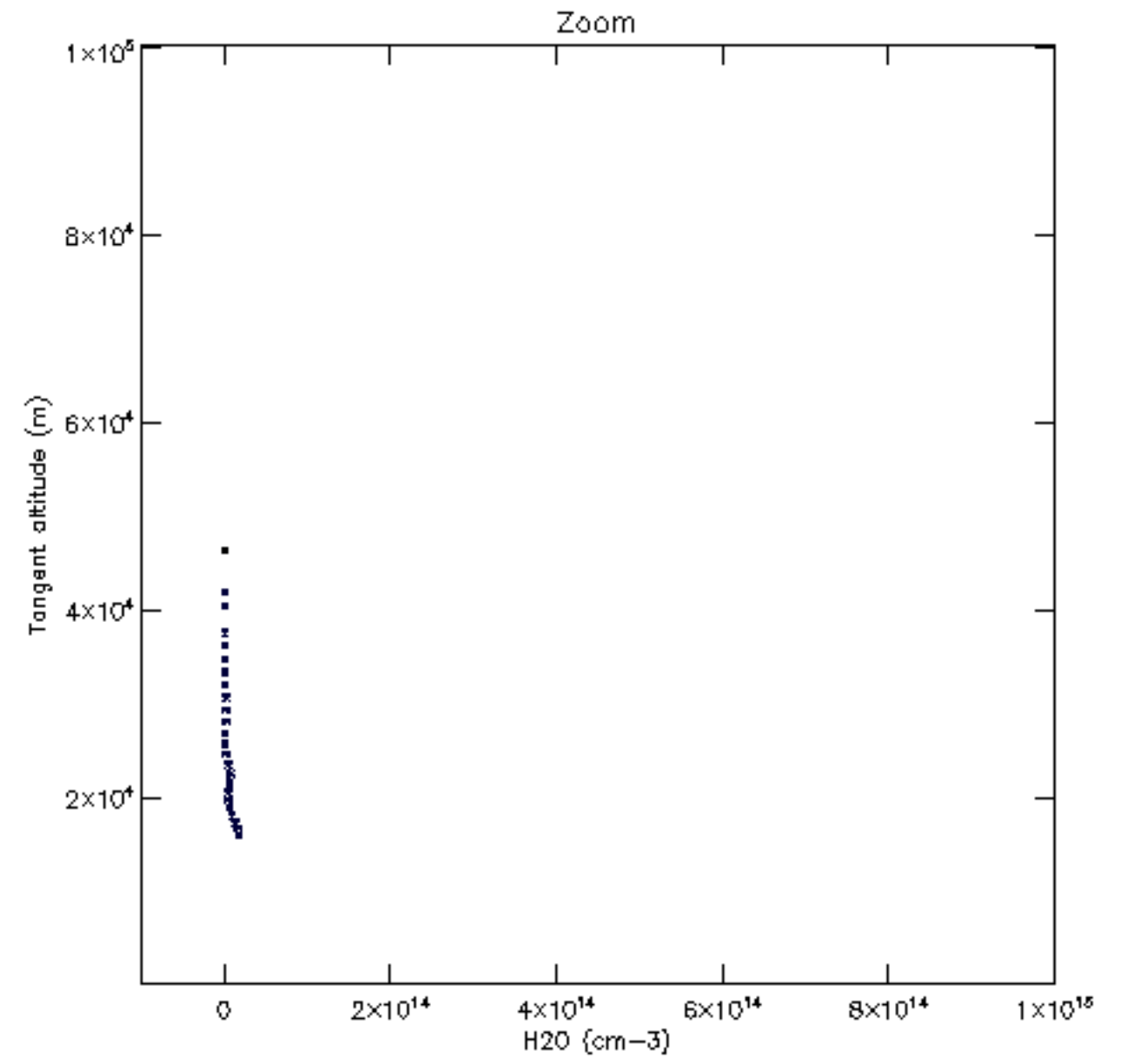
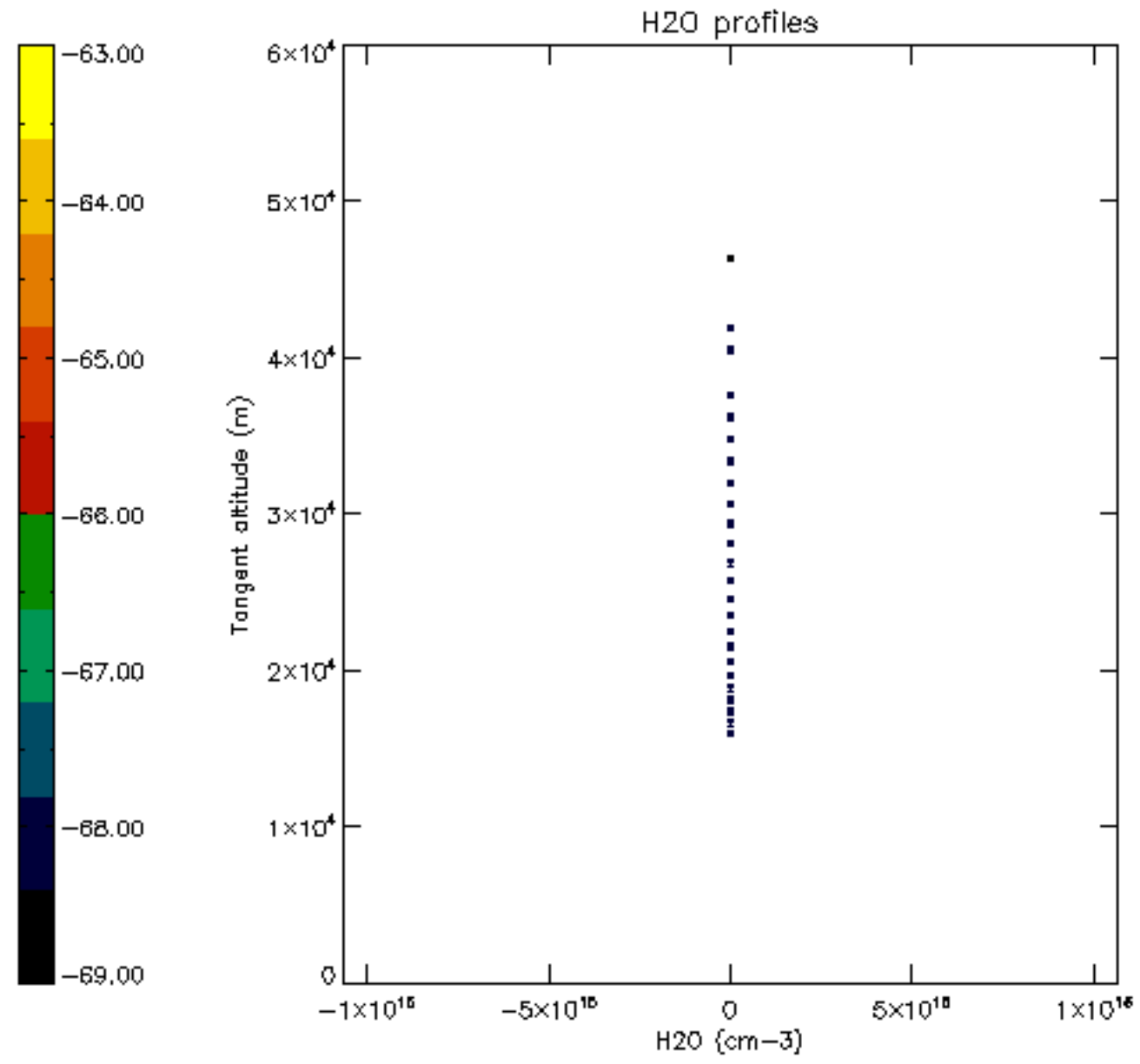


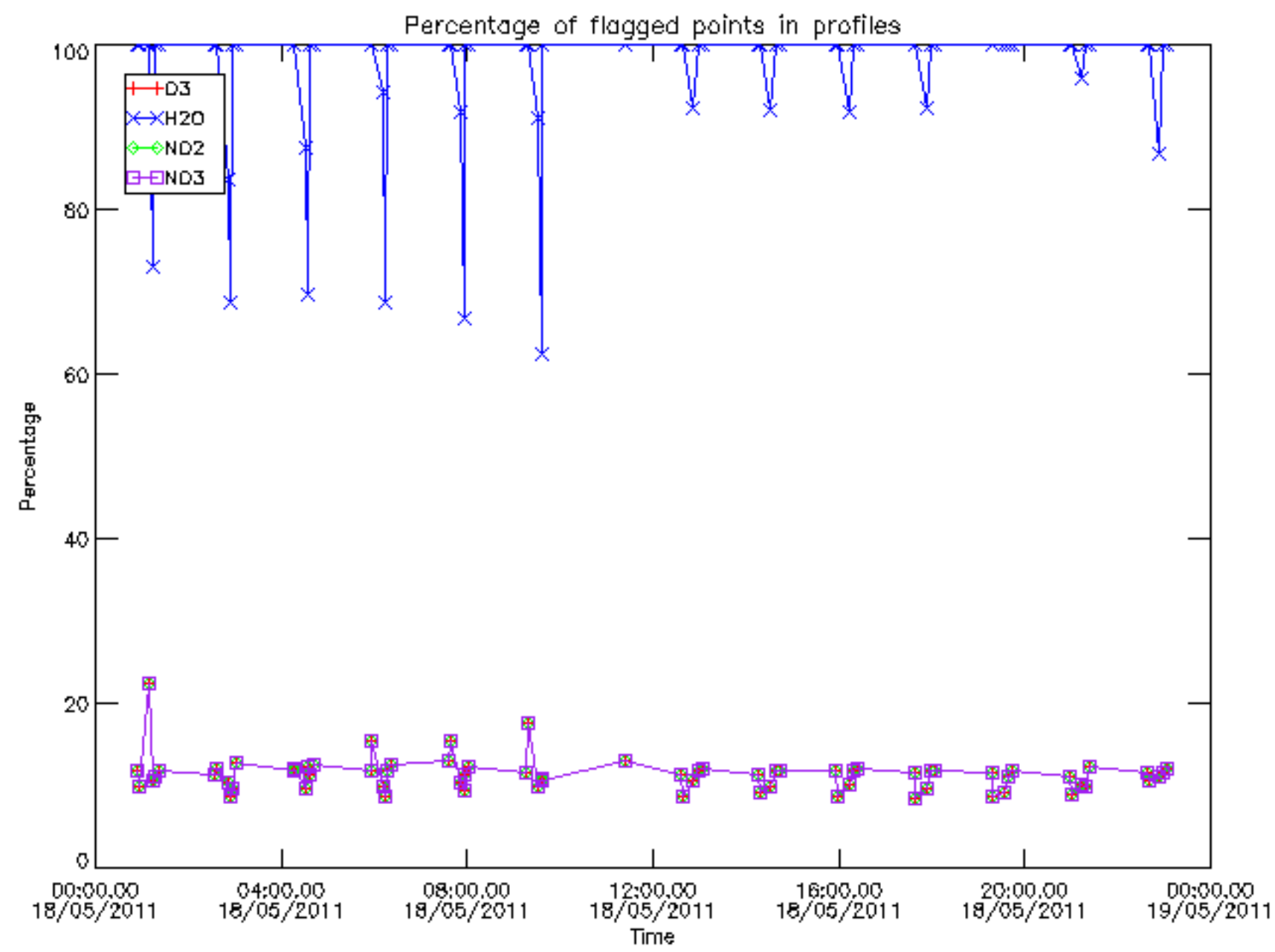




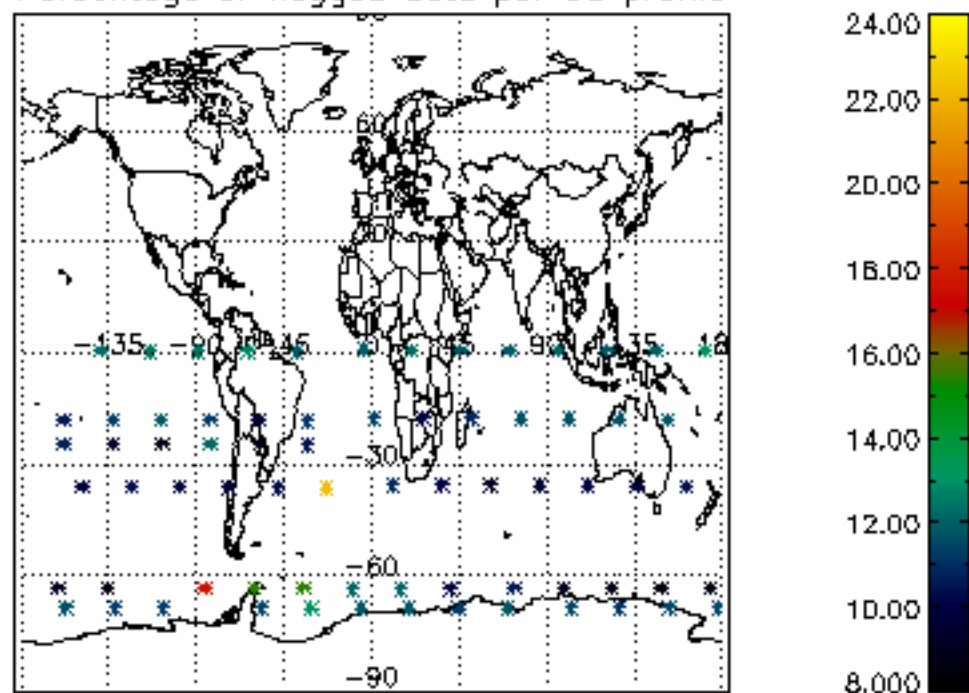




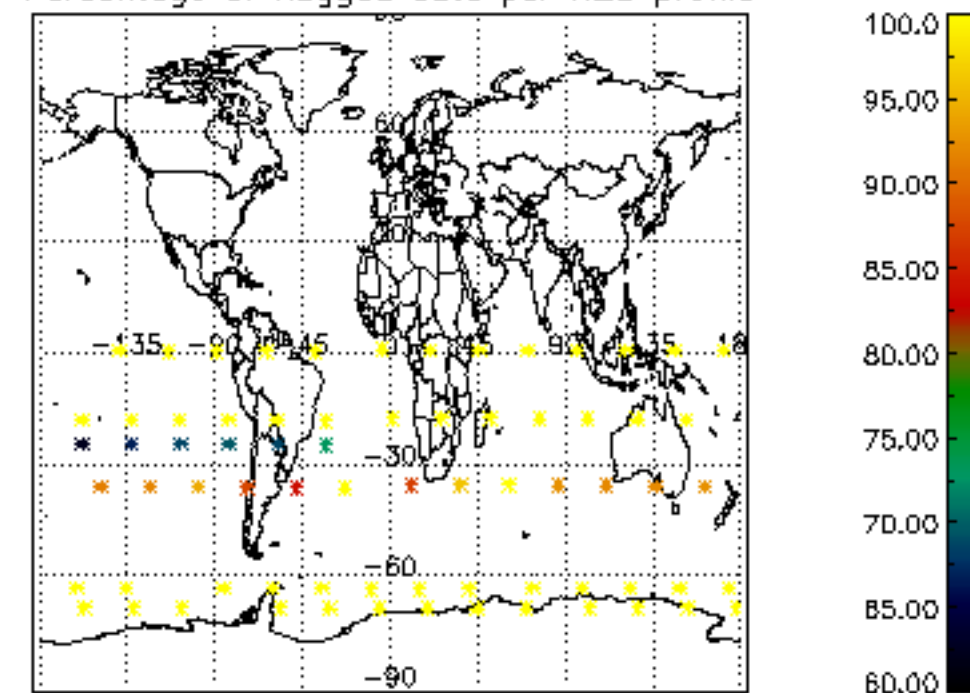




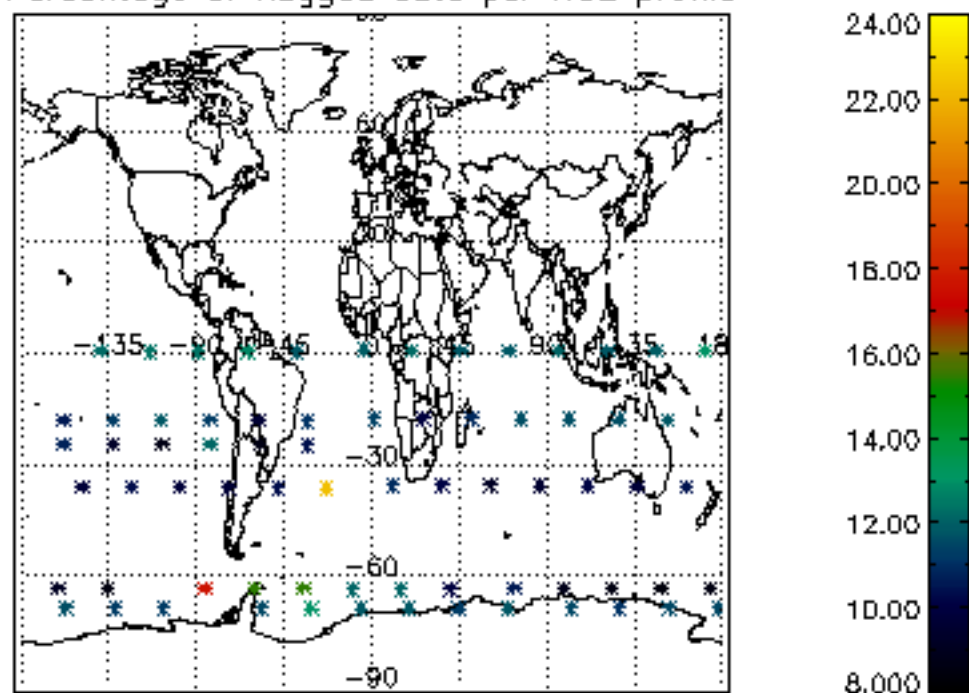
Percentage of flagged data per D3 profile



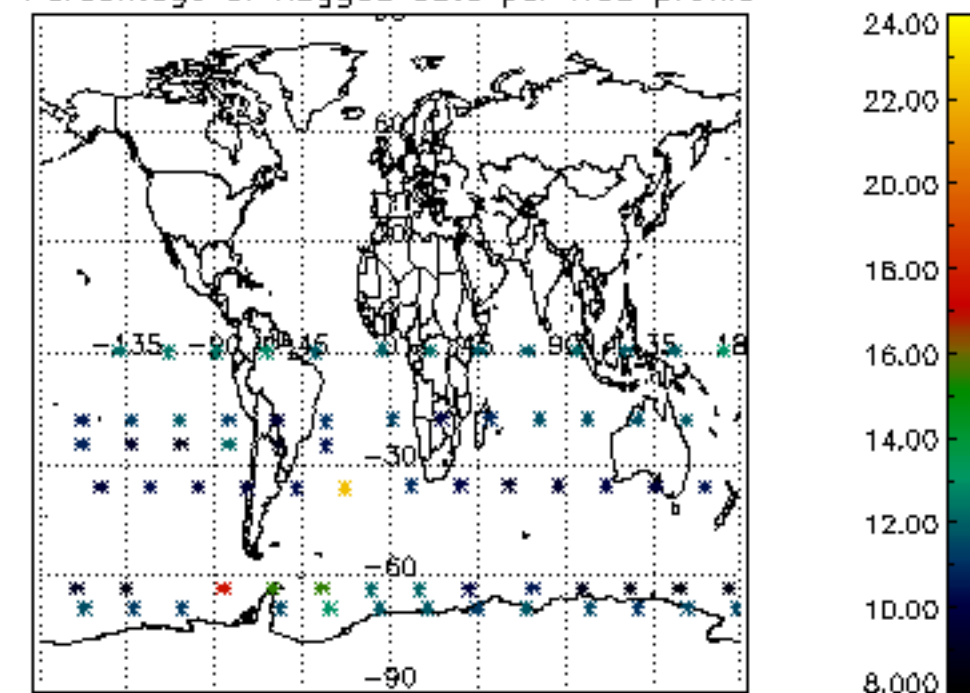
Percentage of flagged data per H2O profile

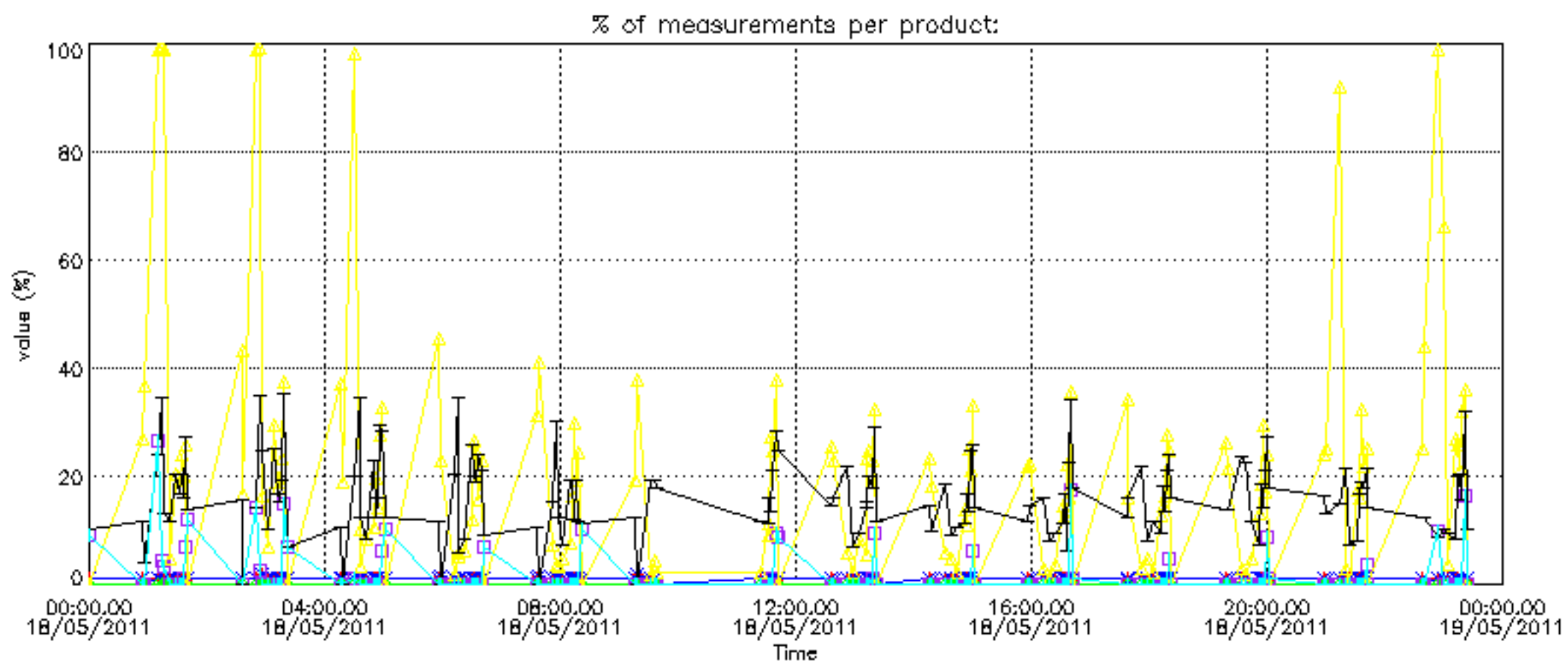


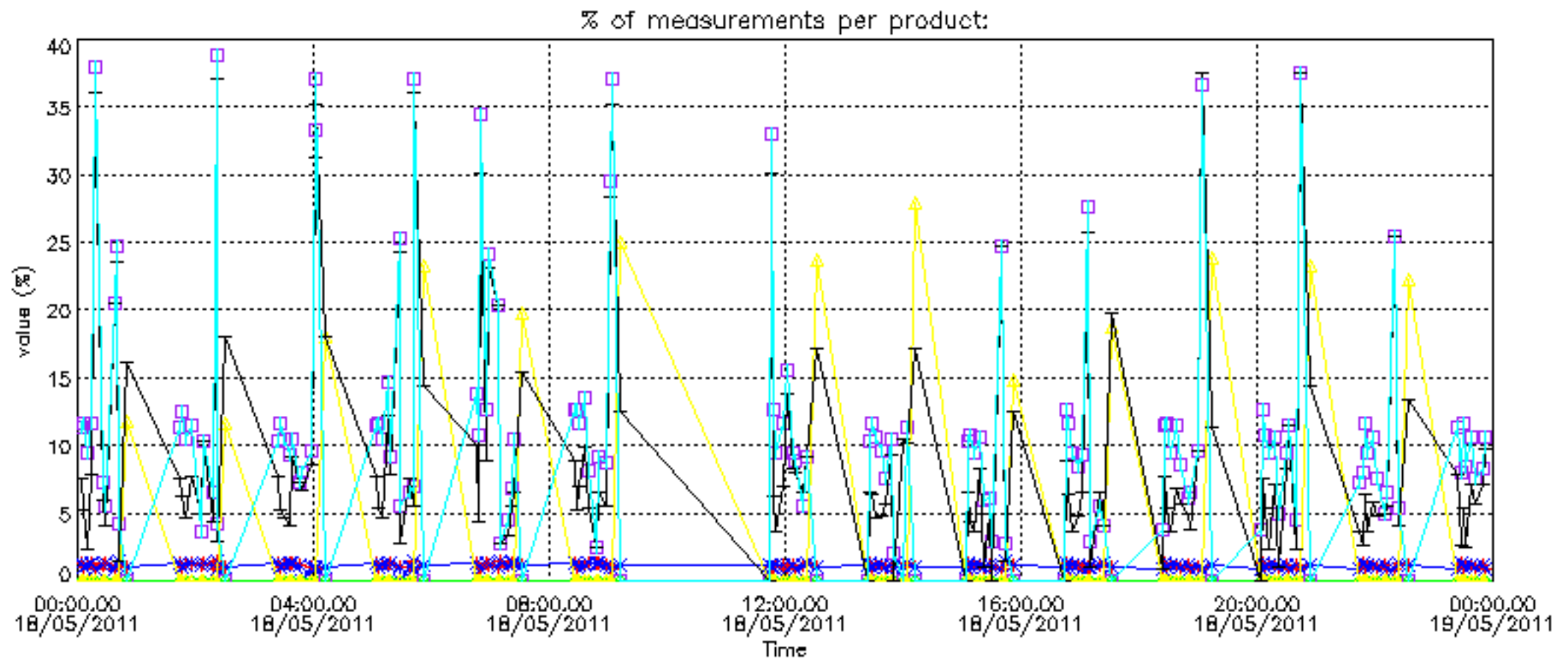
Percentage of flagged data per NO2 profile



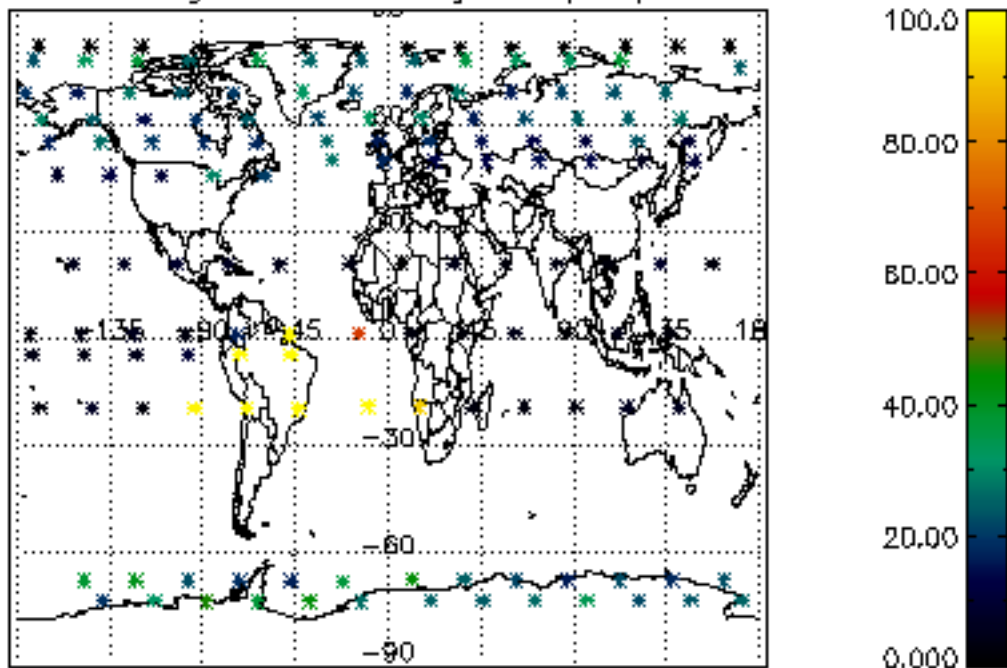
Percentage of flagged data per NO3 profile



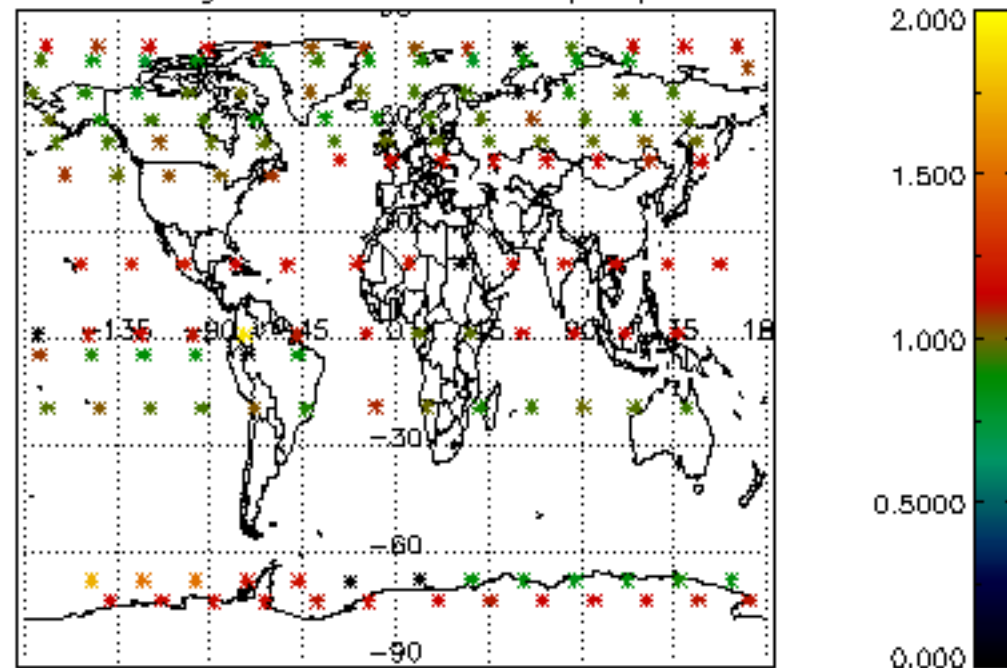




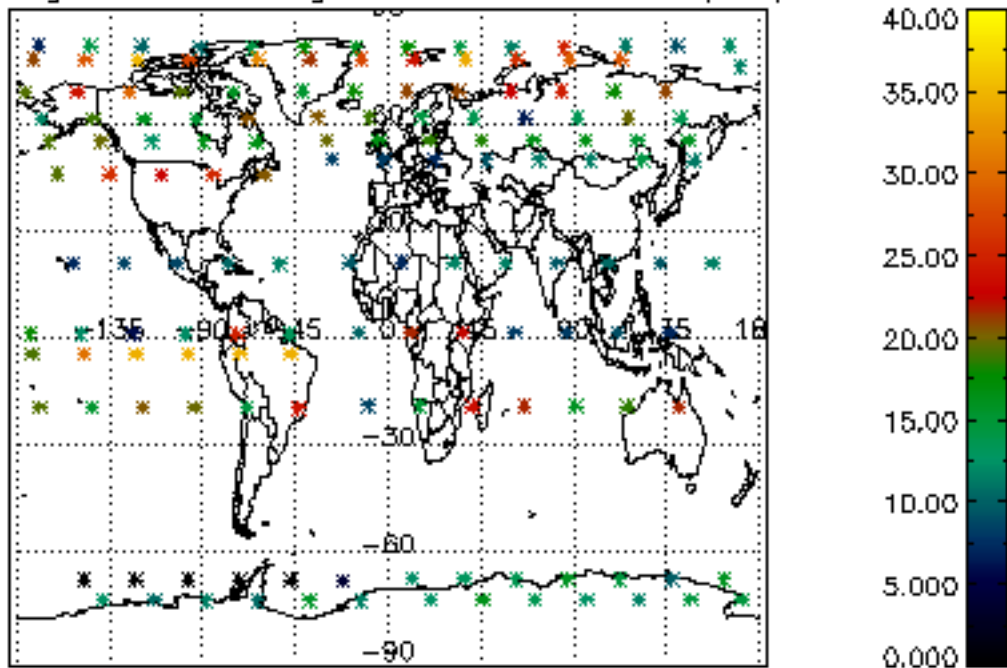
Percentage of cosmic ray hits per profile



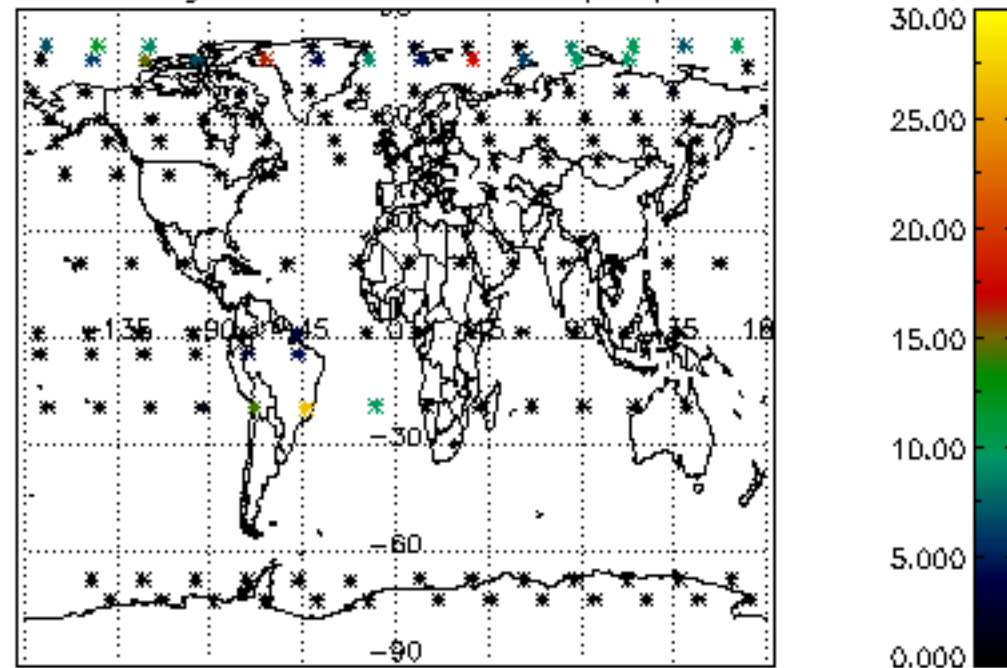
Percentage of datation errors per profile



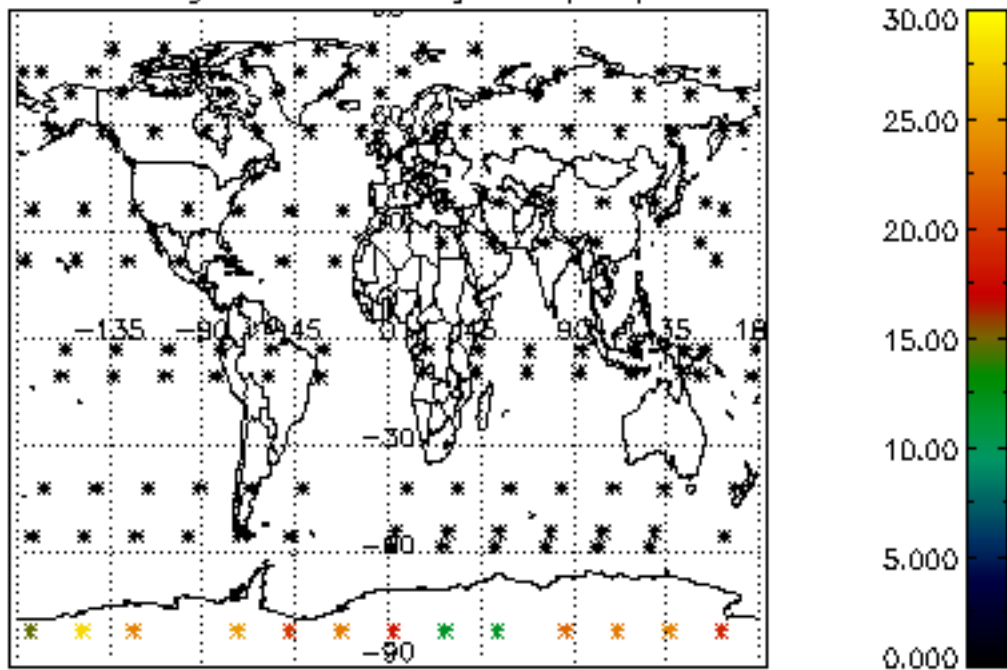
Percentage of star falling outside central band per profile



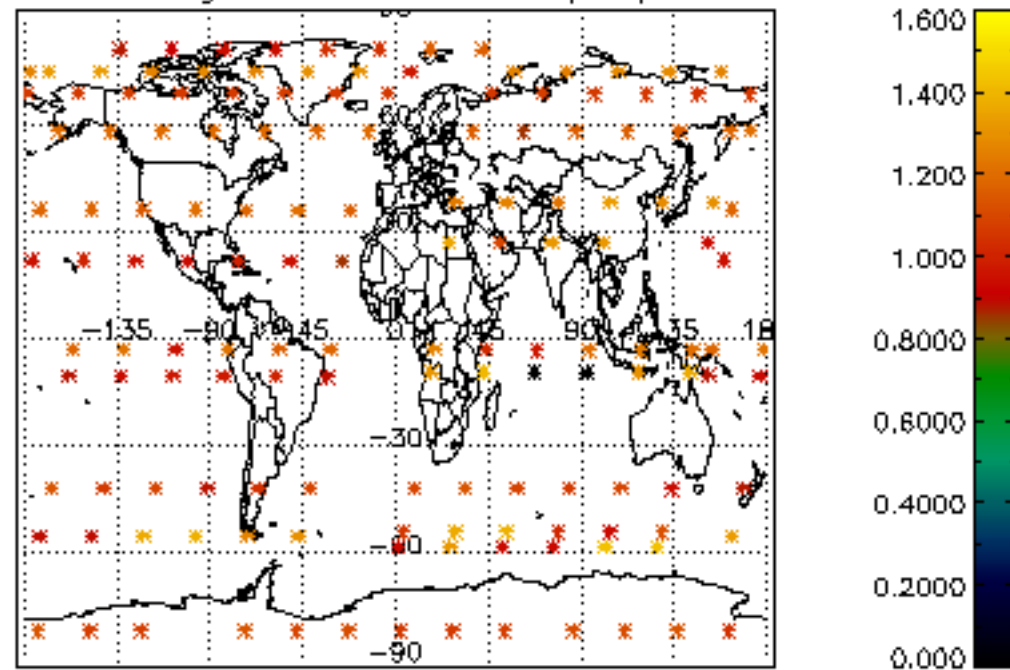
Percentage of saturation errors per profile



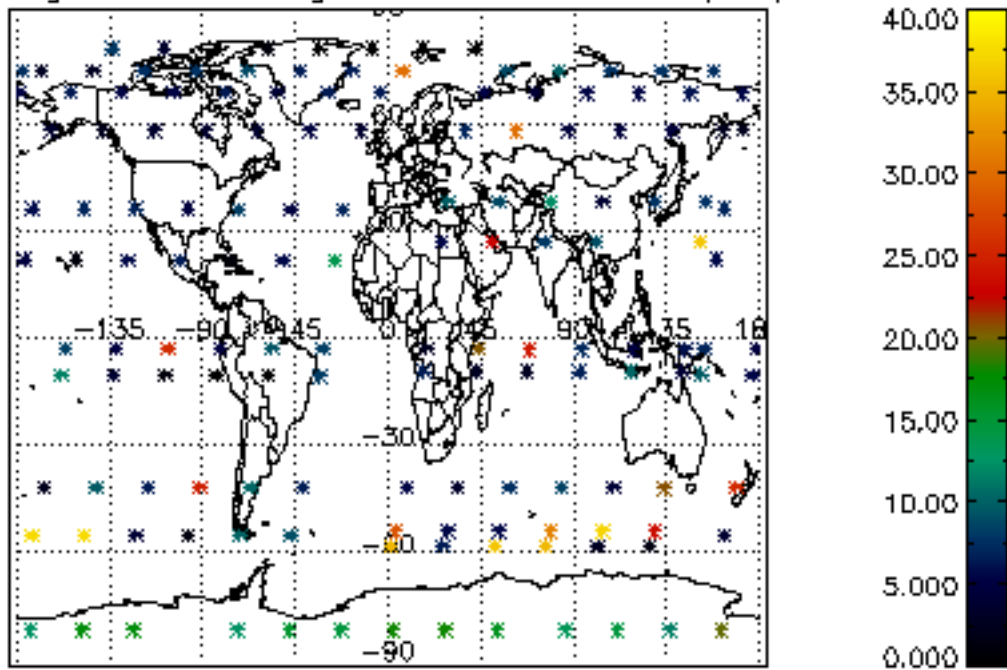
Percentage of cosmic ray hits per profile



Percentage of datation errors per profile



Percentage of star falling outside central band per profile



Percentage of saturation errors per profile

