

GOMOS Level 2 Daily Report

SUMMARY

[1. General Info](#)

[2. Summary of processed GOM_NL_2P products](#)

[3. Level 2 Quality information per product](#)

[3.1 Plot of level 2 quality information per product \(time dependant\)](#)

[3.2 Plot of level 2 quality information per product \(world map\)](#)

[4. Level 1 Quality information per product \(stored on level 2 products\)](#)

[4.1 Plot of level 1 quality information per product \(time dependant\)](#)

[4.1.1 Plot of level 1 quality information per product \(time dependant\): ASCENDING](#)

[4.1.2 Plot of level 1 quality information per product \(time dependant\): DESCENDING](#)

[4.2 Plot of level 1 quality information per product \(world map\)](#)

[4.2.1 Plot of level 1 quality information per product \(world map\): ASCENDING](#)

[4.2.2 Plot of level 1 quality information per product \(world map\): DESCENDING](#)

[5. Ozone profiles based on quality statistics and other trace gas profiles](#)

[5.1 Ozone statistics based on quality of products](#)

[5.2 Plot ozone profiles for all STD \(dark without errors\)](#)

[5.3 Plot ozone profiles where STD < 20% \(dark without errors\)](#)

[5.4. Plot ozone profiles where STD < 10% \(dark without errors\)](#)

[5.5. Plot ozone profiles where STD < 5% \(dark without errors\)](#)

[5.6 Plot NO2 profiles for all STD \(dark without errors\)](#)

[5.7 Plot NO3 profiles for all STD \(dark without errors\)](#)

[5.8 Plot H2O profiles \(only for occultations of stars 1,2,3,4,13,14,16,26,63 dark without errors\) for all STD](#)

[6. Auxiliary Data Files used for the production reported in section 2](#)

This report presents the daily analysis on parameters extracted from GOMOS level 2 data (GOM_NL__2P). It is intended to monitor some important parameters that will impact the quality of these products. A list of level 2 products (and content) that have arrived during the reporting day to the PCF is also given.

Item	Value
Time of report generation	24APR2013 13:38:18
Data source version	GOMOS/6.01
Start time of products	15-05-2011 (15MAY2011 00:00:00)
Stop time of products	16-05-2011 (16MAY2011 00:00:00)
Store outputs in DB	Yes
Nb of level 2 prods	336
Nb of prods with errors	1

2. Summary of processed GOM_NL__2P products.

Nr	Filename	UTC Start time	Limb	Duration	Star Id	Star Name	Star Mag	Star Temp	Nb Meas	Orbit	Prod. error
1	GOM_NL__2PRFIN20110515_000031_00000563102_00275_48134_7404.N1	15-MAY-2011 00:00:31	Straylight	56.000	40	The Sco	1.8590	7100.0	112	48134	No
2	GOM_NL__2PRFIN20110515_000222_00000533102_00275_48134_7405.N1	15-MAY-2011 00:02:22	Straylight	53.000	25	35Lam Sco	1.6200	28000.	106	48134	No
3	GOM_NL__2PRFIN20110515_000443_00000543102_00275_48134_7406.N1	15-MAY-2011 00:04:43	Twilight	53.500	75	26Eps Sco	2.2910	4250.0	107	48134	No
4	GOM_NL__2PRFIN20110515_000749_00000583102_00275_48134_7407.N1	15-MAY-2011 00:07:49	Twilight	58.000	16	21Alp Sco	1.0200	3000.0	116	48134	No
5	GOM_NL__2PRFIN20110515_001026_00000493102_00275_48134_7408.N1	15-MAY-2011 00:10:26	Bright	48.500	97	8Bet1Sco	2.5610	30000.	97	48134	No
6	GOM_NL__2PRFIN20110515_001215_00000393102_00275_48134_7409.N1	15-MAY-2011 00:12:15	Bright	38.500	122	9Alp2Lib	2.7470	9700.0	77	48134	No
7	GOM_NL__2PRFIN20110515_001407_00000403102_00275_48134_7410.N1	15-MAY-2011 00:14:07	Bright	40.000	104	27Bet Lib	2.6140	13100.	80	48134	No
8	GOM_NL__2PRFIN20110515_001926_00000453102_00275_48134_7411.N1	15-MAY-2011 00:19:26	Bright	44.500	102	24Alp Ser	2.6000	4250.0	89	48134	No
9	GOM_NL__2PRFIN20110515_002500_00000403102_00275_48134_7412.N1	15-MAY-2011 00:25:00	Bright	40.000	83		2.3780	11000.	80	48134	No
10	GOM_NL__2PRFIN20110515_002808_00000383102_00275_48134_7413.N1	15-MAY-2011 00:28:08	Bright	37.500	180	27Gam Boo	3.0400	8000.0	75	48134	No
11	GOM_NL__2PRFIN20110515_003648_00000443102_00275_48134_7414.N1	15-MAY-2011 00:36:48	Bright	43.500	119	14Eta Dra	2.7270	4700.0	87	48134	No
12	GOM_NL__2PRFIN20110515_003818_00000383102_00275_48134_7415.N1	15-MAY-2011 00:38:18	Bright	37.500	60	7Bet UMi	2.0810	3950.0	75	48134	No
13	GOM_NL__2PRFIN20110515_004742_00000453102_00275_48134_7416.N1	15-MAY-2011 00:47:42	Bright	44.500	89	5Alp Cep	2.4510	8000.0	89	48134	No
14	GOM_NL__2PRFIN20110515_005113_00000393102_00275_48134_7417.N1	15-MAY-2011 00:51:13	Bright	38.500	74	11Bet Cas	2.2680	6600.0	77	48134	No
15	GOM_NL__2PRFIN20110515_010126_00000643102_00275_48134_7418.N1	15-MAY-2011 01:01:26	Twilight	63.500	93	53Bet Peg	2.5200	3100.0	127	48134	No
16	GOM_NL__2PRFIN20110515_010431_00000443102_00275_48134_7419.N1	15-MAY-2011 01:04:31	Twilight	43.500	140	88Gam Peg	2.8340	26000.	87	48134	No
17	GOM_NL__2PRFIN20110515_010606_00000543102_00275_48134_7420.N1	15-MAY-2011 01:06:06	Dark	53.500	90	54Alp Peg	2.4870	11000.	107	48134	No
18	GOM_NL__2PRFIN20110515_011941_00000553102_00275_48134_7421.N1	15-MAY-2011 01:19:41	Dark	54.500	18	24Alp PsA	1.1660	9700.0	109	48134	No
19	GOM_NL__2PRFIN20110515_012402_00000583102_00275_48134_7422.N1	15-MAY-2011 01:24:02	Dark	58.000	63	Bet Gru	2.1500	2800.0	116	48134	No
20	GOM_NL__2PRFIN20110515_012530_00000433102_00275_48134_7423.N1	15-MAY-2011 01:25:30	Dark	43.000	31	Alp Gru	1.7340	15200.	86	48134	No
21	GOM_NL__2PRFIN20110515_013102_00000433102_00276_48135_7494.N1	15-MAY-2011 01:31:02	Dark	43.000	45	Alp Pav	1.9400	26000.	86	48135	No
22	GOM_NL__2PRFIN20110515_013813_00000443102_00276_48135_7495.N1	15-MAY-2011 01:38:13	Straylight	44.000	141	Bet Ara	2.8400	4600.0	88	48135	No
23	GOM_NL__2PRFIN20110515_014045_00000503102_00276_48135_7496.N1	15-MAY-2011 01:40:45	Straylight	50.000	40	The Sco	1.8590	7100.0	100	48135	No
24	GOM_NL__2PRFIN20110515_014237_00000543102_00276_48135_7497.N1	15-MAY-2011 01:42:37	Straylight	54.000	25	35Lam Sco	1.6200	28000.	108	48135	No
25	GOM_NL__2PRFIN20110515_014458_00000543102_00276_48135_7498.N1	15-MAY-2011 01:44:58	Twilight	54.000	75	26Eps Sco	2.2910	4250.0	108	48135	No
26	GOM_NL__2PRFIN20110515_014804_00000613102_00276_48135_7499.N1	15-MAY-2011 01:48:04	Twilight	60.500	16	21Alp Sco	1.0200	3000.0	121	48135	No
27	GOM_NL__2PRFIN20110515_015040_00000493102_00276_48135_7500.N1	15-MAY-2011 01:50:40	Bright	49.000	97	8Bet1Sco	2.5610	30000.	98	48135	No
28	GOM_NL__2PRFIN20110515_015229_00000403102_00276_48135_7501.N1	15-MAY-2011 01:52:29	Bright	39.500	122	9Alp2Lib	2.7470	9700.0	79	48135	No
29	GOM_NL__2PRFIN20110515_015421_00000403102_00276_48135_7502.N1	15-MAY-2011 01:54:21	Bright	39.500	104	27Bet Lib	2.6140	13100.	79	48135	No
30	GOM_NL__2PRFIN20110515_015940_00000453102_00276_48135_7503.N1	15-MAY-2011 01:59:40	Bright	45.000	102	24Alp Ser	2.6000	4250.0	90	48135	No
31	GOM_NL__2PRFIN20110515_020515_00000423102_00276_48135_7504.N1	15-MAY-2011 02:05:15	Bright	41.500	83		2.3780	11000.	83	48135	No
32	GOM_NL__2PRFIN20110515_020822_00000393102_00276_48135_7505.N1	15-MAY-2011 02:08:22	Bright	39.000	180	27Gam Boo	3.0400	8000.0	78	48135	No
33	GOM_NL__2PRFIN20110515_021702_00000413102_00276_48135_7506.N1	15-MAY-2011 02:17:02	Bright	40.500	119	14Eta Dra	2.7270	4700.0	81	48135	No
34	GOM_NL__2PRFIN20110515_021832_00000383102_00276_48135_7507.N1	15-MAY-2011 02:18:32	Bright	38.000	60	7Bet UMi	2.0810	3950.0	76	48135	No
35	GOM_NL__2PRFIN20110515_022755_00000463102_00276_48135_7508.N1	15-MAY-2011 02:27:55	Bright	45.500	89	5Alp Cep	2.4510	8000.0	91	48135	No
36	GOM_NL__2PRFIN20110515_023127_00000373102_00276_48135_7509.N1	15-MAY-2011 02:31:27	Bright	36.500	74	11Bet Cas	2.2680	6600.0	73	48135	No
37	GOM_NL__2PRFIN20110515_024140_00000633102_00276_48135_7510.N1	15-MAY-2011 02:41:40	Twilight	63.000	93	53Bet Peg	2.5200	3100.0	126	48135	No
38	GOM_NL__2PRFIN20110515_024445_00000433102_00276_48135_7511.N1	15-MAY-2011 02:44:45	Twilight	43.000	140	88Gam Peg	2.8340	26000.	86	48135	No
39	GOM_NL__2PRFIN20110515_024620_00000553102_00276_48135_7512.N1	15-MAY-2011 02:46:20	Dark	55.000	90	54Alp Peg	2.4870	11000.	110	48135	No
40	GOM_NL__2PRFIN20110515_025956_00000503102_00276_48135_7513.N1	15-MAY-2011 02:59:56	Dark	50.000	18	24Alp PsA	1.1660	9700.0	100	48135	No
41	GOM_NL__2PRFIN20110515_030417_00000473102_00276_48135_7514.N1	15-MAY-2011 03:04:17	Dark	47.000	63	Bet Gru	2.1500	2800.0	94	48135	No
42	GOM_NL__2PRFIN20110515_030544_00000533102_00276_48135_7515.N1	15-MAY-2011 03:05:44	Dark	52.500	31	Alp Gru	1.7340	15200.	105	48135	No

43	GOM_NL__2PRFIN20110515_031117_000000423102_00277_48136_7511.N1	15-MAY-2011 03:11:17	Dark	42.000	45	Alp Pav	1.9400	26000.	84	48136	No
44	GOM_NL__2PRFIN20110515_031828_000000463102_00277_48136_7512.N1	15-MAY-2011 03:18:28	Straylight	46.000	141	Bet Ara	2.8400	4600.0	92	48136	No
45	GOM_NL__2PRFIN20110515_032100_000000533102_00277_48136_7513.N1	15-MAY-2011 03:21:00	Straylight	53.000	40	The Sco	1.8590	7100.0	106	48136	No
46	GOM_NL__2PRFIN20110515_032251_000000543102_00277_48136_7514.N1	15-MAY-2011 03:22:51	Straylight	54.000	25	35Lam Sco	1.6200	28000.	108	48136	No
47	GOM_NL__2PRFIN20110515_032512_000000543102_00277_48136_7515.N1	15-MAY-2011 03:25:12	Tw_i_and_stray	54.000	75	26Eps Sco	2.2910	4250.0	108	48136	No
48	GOM_NL__2PRFIN20110515_032818_000000583102_00277_48136_7516.N1	15-MAY-2011 03:28:18	Tw_i_and_stray	58.000	16	21Alp Sco	1.0200	3000.0	116	48136	No
49	GOM_NL__2PRFIN20110515_033055_000000473102_00277_48136_7517.N1	15-MAY-2011 03:30:55	Bright	47.000	97	8Bet1Sco	2.5610	30000.	94	48136	No
50	GOM_NL__2PRFIN20110515_033244_000000383102_00277_48136_7518.N1	15-MAY-2011 03:32:44	Bright	37.500	122	9Alp2Lib	2.7470	9700.0	75	48136	No
51	GOM_NL__2PRFIN20110515_033435_000000403102_00277_48136_7519.N1	15-MAY-2011 03:34:35	Bright	40.000	104	27Bet Lib	2.6140	13100.	80	48136	No
52	GOM_NL__2PRFIN20110515_033643_000000263102_00277_48136_7520.N1	15-MAY-2011 03:36:43	Tw_i_and_stray	26.000	120	1Del Oph	2.7340	3200.0	52	48136	No
53	GOM_NL__2PRFIN20110515_033954_000000453102_00277_48136_7521.N1	15-MAY-2011 03:39:54	Bright	44.500	102	24Alp Ser	2.6000	4250.0	89	48136	No
54	GOM_NL__2PRFIN20110515_034300_000000383102_00277_48136_7522.N1	15-MAY-2011 03:43:00	Bright	37.500	3	16Alp Boo	-0.050000	4250.0	75	48136	No
55	GOM_NL__2PRFIN20110515_034528_000000413102_00277_48136_7523.N1	15-MAY-2011 03:45:28	Bright	41.000	83		2.3780	11000.	82	48136	No
56	GOM_NL__2PRFIN20110515_034836_000000393102_00277_48136_7524.N1	15-MAY-2011 03:48:36	Bright	38.500	180	27Gam Boo	3.0400	8000.0	77	48136	No
57	GOM_NL__2PRFIN20110515_035715_000000423102_00277_48136_7525.N1	15-MAY-2011 03:57:15	Bright	41.500	119	14Eta Dra	2.7270	4700.0	83	48136	No
58	GOM_NL__2PRFIN20110515_035846_000000383102_00277_48136_7526.N1	15-MAY-2011 03:58:46	Bright	38.000	60	7Bet UMi	2.0810	3950.0	76	48136	No
59	GOM_NL__2PRFIN20110515_040809_000000463102_00277_48136_7527.N1	15-MAY-2011 04:08:09	Bright	45.500	89	5Alp Cep	2.4510	8000.0	91	48136	No
60	GOM_NL__2PRFIN20110515_041141_000000373102_00277_48136_7528.N1	15-MAY-2011 04:11:41	Bright	37.000	74	11Bet Cas	2.2680	6600.0	74	48136	No
61	GOM_NL__2PRFIN20110515_042154_000000633102_00277_48136_7529.N1	15-MAY-2011 04:21:54	Tw_i_and_stray	63.000	93	53Bet Peg	2.5200	3100.0	126	48136	No
62	GOM_NL__2PRFIN20110515_042459_000000433102_00277_48136_7530.N1	15-MAY-2011 04:24:59	Twilight	42.500	140	88Gam Peg	2.8340	26000.	85	48136	No
63	GOM_NL__2PRFIN20110515_042635_000000513102_00277_48136_7531.N1	15-MAY-2011 04:26:35	Dark	51.000	90	54Alp Peg	2.4870	11000.	102	48136	No
64	GOM_NL__2PRFIN20110515_044010_000000493102_00277_48136_7532.N1	15-MAY-2011 04:40:10	Dark	49.000	18	24Alp PsA	1.1660	9700.0	98	48136	No
65	GOM_NL__2PRFIN20110515_044431_000000583102_00277_48136_7533.N1	15-MAY-2011 04:44:31	Dark	57.500	63	Bet Gru	2.1500	2800.0	115	48136	No
66	GOM_NL__2PRFIN20110515_044559_000000433102_00277_48136_7534.N1	15-MAY-2011 04:45:59	Dark	42.500	31	Alp Gru	1.7340	15200.	85	48136	No
67	GOM_NL__2PRFIN20110515_045132_000000433102_00278_48137_7520.N1	15-MAY-2011 04:51:32	Dark	42.500	45	Alp Pav	1.9400	26000.	85	48137	No
68	GOM_NL__2PRFIN20110515_045842_000000453102_00278_48137_7521.N1	15-MAY-2011 04:58:42	Straylight	45.000	141	Bet Ara	2.8400	4600.0	90	48137	No
69	GOM_NL__2PRFIN20110515_050115_000000503102_00278_48137_7522.N1	15-MAY-2011 05:01:15	Straylight	50.000	40	The Sco	1.8590	7100.0	100	48137	No
70	GOM_NL__2PRFIN20110515_050306_000000573102_00278_48137_7523.N1	15-MAY-2011 05:03:06	Straylight	56.500	25	35Lam Sco	1.6200	28000.	113	48137	No
71	GOM_NL__2PRFIN20110515_050527_000000523102_00278_48137_7524.N1	15-MAY-2011 05:05:27	Tw_i_and_stray	51.500	75	26Eps Sco	2.2910	4250.0	103	48137	No
72	GOM_NL__2PRFIN20110515_050832_000000593102_00278_48137_7525.N1	15-MAY-2011 05:08:32	Tw_i_and_stray	59.000	16	21Alp Sco	1.0200	3000.0	118	48137	No
73	GOM_NL__2PRFIN20110515_051109_000000493102_00278_48137_7526.N1	15-MAY-2011 05:11:09	Bright	48.500	97	8Bet1Sco	2.5610	30000.	97	48137	No
74	GOM_NL__2PRFIN20110515_051258_000000383102_00278_48137_7527.N1	15-MAY-2011 05:12:58	Bright	38.000	122	9Alp2Lib	2.7470	9700.0	76	48137	No
75	GOM_NL__2PRFIN20110515_051449_000000403102_00278_48137_7528.N1	15-MAY-2011 05:14:49	Bright	39.500	104	27Bet Lib	2.6140	13100.	79	48137	No
76	GOM_NL__2PRFIN20110515_051657_000000263102_00278_48137_7529.N1	15-MAY-2011 05:16:57	Tw_i_and_stray	26.000	120	1Del Oph	2.7340	3200.0	52	48137	No
77	GOM_NL__2PRFIN20110515_052008_000000473102_00278_48137_7530.N1	15-MAY-2011 05:20:08	Bright	47.000	102	24Alp Ser	2.6000	4250.0	94	48137	No
78	GOM_NL__2PRFIN20110515_052314_000000373102_00278_48137_7531.N1	15-MAY-2011 05:23:14	Bright	36.500	3	16Alp Boo	-0.050000	4250.0	73	48137	No
79	GOM_NL__2PRFIN20110515_052542_000000423102_00278_48137_7532.N1	15-MAY-2011 05:25:42	Bright	41.500	83		2.3780	11000.	83	48137	No
80	GOM_NL__2PRFIN20110515_052850_000000383102_00278_48137_7533.N1	15-MAY-2011 05:28:50	Bright	37.500	180	27Gam Boo	3.0400	8000.0	75	48137	No
81	GOM_NL__2PRFIN20110515_053729_000000523102_00278_48137_7534.N1	15-MAY-2011 05:37:29	Bright	52.000	119	14Eta Dra	2.7270	4700.0	104	48137	No
82	GOM_NL__2PRFIN20110515_053900_000000423102_00278_48137_7535.N1	15-MAY-2011 05:39:00	Bright	41.500	60	7Bet UMi	2.0810	3950.0	83	48137	No
83	GOM_NL__2PRFIN20110515_054822_000000453102_00278_48137_7536.N1	15-MAY-2011 05:48:22	Bright	44.500	89	5Alp Cep	2.4510	8000.0	89	48137	No
84	GOM_NL__2PRFIN20110515_055155_000000373102_00278_48137_7537.N1	15-MAY-2011 05:51:55	Bright	37.000	74	11Bet Cas	2.2680	6600.0	74	48137	No
85	GOM_NL__2PRFIN20110515_060208_000000603102_00278_48137_7538.N1	15-MAY-2011 06:02:08	Tw_i_and_stray	60.000	93	53Bet Peg	2.5200	3100.0	120	48137	No
86	GOM_NL__2PRFIN20110515_060514_000000423102_00278_48137_7539.N1	15-MAY-2011 06:05:14	Twilight	41.500	140	88Gam Peg	2.8340	26000.	83	48137	No
87	GOM_NL__2PRFIN20110515_060649_000000533102_00278_48137_7540.N1	15-MAY-2011 06:06:49	Dark	52.500	90	54Alp Peg	2.4870	11000.	105	48137	No
88	GOM_NL__2PRFIN20110515_062025_000000493102_00278_48137_7541.N1	15-MAY-2011 06:20:25	Dark	48.500	18	24Alp PsA	1.1660	9700.0	97	48137	No
89	GOM_NL__2PRFIN20110515_062446_000000533102_00278_48137_7542.N1	15-MAY-2011 06:24:46	Dark	52.500	63	Bet Gru	2.1500	2800.0	105	48137	No
90	GOM_NL__2PRFIN20110515_062614_000000453102_00278_48137_7543.N1	15-MAY-2011 06:26:14	Dark	44.500	31	Alp Gru	1.7340	15200.	89	48137	No
91	GOM_NL__2PRFIN20110515_063147_000000413102_00279_48138_7562.N1	15-MAY-2011 06:31:47	Dark	40.500	45	Alp Pav	1.9400	26000.	81	48138	No
92	GOM_NL__2PRFIN20110515_063857_000000503102_00279_48138_7563.N1	15-MAY-2011 06:38:57	Straylight	49.500	141	Bet Ara	2.8400	4600.0	99	48138	No
93	GOM_NL__2PRFIN20110515_064129_000000523102_00279_48138_7564.N1	15-MAY-2011 06:41:29	Straylight	51.500	40	The Sco	1.8590	7100.0	103	48138	No
94	GOM_NL__2PRFIN20110515_064321_000000533102_00279_48138_7565.N1	15-MAY-2011 06:43:21	Straylight	53.000	25	35Lam Sco	1.6200	28000.	106	48138	No
95	GOM_NL__2PRFIN20110515_064541_000000533102_00279_48138_7566.N1	15-MAY-2011 06:45:41	Tw_i_and_stray	53.000	75	26Eps Sco	2.2910	4250.0	106	48138	No
96	GOM_NL__2PRFIN20110515_064847_000000553102_00279_48138_7567.N1	15-MAY-2011 06:48:47	Tw_i_and_stray	55.000	16	21Alp Sco	1.0200	3000.0	110	48138	No
97	GOM_NL__2PRFIN20110515_065123_000000603102_00279_48138_7568.N1	15-MAY-2011 06:51:23	Bright	60.000	97	8Bet1Sco	2.5610	30000.	120	48138	No
98	GOM_NL__2PRFIN20110515_065312_000000383102_00279_48138_7569.N1	15-MAY-2011 06:53:12	Bright	38.000	122	9Alp2Lib	2.7470	9700.0	76	48138	No
99	GOM_NL__2PRFIN20110515_065503_000000413102_00279_48138_7570.N1	15-MAY-2011 06:55:03	Bright	41.000	104	27Bet Lib	2.6140	13100.	82	48138	No
100	GOM_NL__2PRFIN20110515_065711_000000333102_00279_48138_7571.N1	15-MAY-2011 06:57:11	Tw_i_and_stray	33.000	120	1Del Oph	2.7340	3200.0	66	48138	No
101	GOM_NL__2PRFIN20110515_070021_000000453102_00279_48138_7572.N1	15-MAY-2011 07:00:21	Bright	45.000	102	24Alp Ser	2.6000	4250.0	90	48138	No

102	GOM_NL__2PRFIN20110515_070328_000000383102_00279_48138_7573.N1	15-MAY-2011 07:03:28	Bright	38.000	3	16Alp Boo	-0.050000	4250.0	76	48138	No
103	GOM_NL__2PRFIN20110515_070556_000000423102_00279_48138_7574.N1	15-MAY-2011 07:05:56	Bright	41.500	83		2.3780	11000.	83	48138	No
104	GOM_NL__2PRFIN20110515_070904_000000373102_00279_48138_7575.N1	15-MAY-2011 07:09:04	Bright	36.500	180	27Gam Boo	3.0400	8000.0	73	48138	No
105	GOM_NL__2PRFIN20110515_071743_000000483102_00279_48138_7576.N1	15-MAY-2011 07:17:43	Bright	47.500	119	14Eta Dra	2.7270	4700.0	95	48138	No
106	GOM_NL__2PRFIN20110515_071914_000000383102_00279_48138_7577.N1	15-MAY-2011 07:19:14	Bright	38.000	60	7Bet UMi	2.0810	3950.0	76	48138	No
107	GOM_NL__2PRFIN20110515_072836_000000463102_00279_48138_7578.N1	15-MAY-2011 07:28:36	Bright	45.500	89	5Alp Cep	2.4510	8000.0	91	48138	No
108	GOM_NL__2PRFIN20110515_073209_000000373102_00279_48138_7579.N1	15-MAY-2011 07:32:09	Bright	37.000	74	11Bet Cas	2.2680	6600.0	74	48138	No
109	GOM_NL__2PRFIN20110515_074223_000000683102_00279_48138_7580.N1	15-MAY-2011 07:42:23	Twilight	67.500	93	53Bet Peg	2.5200	3100.0	135	48138	No
110	GOM_NL__2PRFIN20110515_074528_000000423102_00279_48138_7581.N1	15-MAY-2011 07:45:28	Twilight	41.500	140	88Gam Peg	2.8340	26000.	83	48138	No
111	GOM_NL__2PRFIN20110515_074704_000000533102_00279_48138_7582.N1	15-MAY-2011 07:47:04	Dark	53.000	90	54Alp Peg	2.4870	11000.	106	48138	No
112	GOM_NL__2PRFIN20110515_080040_000000503102_00279_48138_7583.N1	15-MAY-2011 08:00:40	Dark	49.500	18	24Alp PsA	1.1660	9700.0	99	48138	No
113	GOM_NL__2PRFIN20110515_080501_000000473102_00279_48138_7584.N1	15-MAY-2011 08:05:01	Dark	46.500	63	Bet Gru	2.1500	2800.0	93	48138	No
114	GOM_NL__2PRFIN20110515_080629_000000443102_00279_48138_7585.N1	15-MAY-2011 08:06:29	Dark	43.500	31	Alp Gru	1.7340	15200.	87	48138	No
115	GOM_NL__2PRFIN20110515_081201_000000433102_00280_48139_7585.N1	15-MAY-2011 08:12:01	Dark	43.000	45	Alp Pav	1.9400	26000.	86	48139	No
116	GOM_NL__2PRFIN20110515_081912_000000413102_00280_48139_7586.N1	15-MAY-2011 08:19:12	Straylight	41.000	141	Bet Ara	2.8400	4600.0	82	48139	No
117	GOM_NL__2PRFIN20110515_082144_000000513102_00280_48139_7587.N1	15-MAY-2011 08:21:44	Straylight	51.000	40	The Sco	1.8590	7100.0	102	48139	No
118	GOM_NL__2PRFIN20110515_082335_000000523102_00280_48139_7588.N1	15-MAY-2011 08:23:35	Straylight	52.000	25	35Lam Sco	1.6200	28000.	104	48139	No
119	GOM_NL__2PRFIN20110515_082556_000000523102_00280_48139_7589.N1	15-MAY-2011 08:25:56	Twilight	52.000	75	26Eps Sco	2.2910	4250.0	104	48139	No
120	GOM_NL__2PRFIN20110515_082901_000000623102_00280_48139_7590.N1	15-MAY-2011 08:29:01	Twilight	62.000	16	21Alp Sco	1.0200	3000.0	124	48139	No
121	GOM_NL__2PRFIN20110515_083137_000000463102_00280_48139_7591.N1	15-MAY-2011 08:31:37	Bright	46.000	97	8Bet1Sco	2.5610	30000.	92	48139	No
122	GOM_NL__2PRFIN20110515_083326_000000383102_00280_48139_7592.N1	15-MAY-2011 08:33:26	Bright	37.500	122	9Alp2Lib	2.7470	9700.0	75	48139	No
123	GOM_NL__2PRFIN20110515_083517_000000403102_00280_48139_7593.N1	15-MAY-2011 08:35:17	Bright	40.000	104	27Bet Lib	2.6140	13100.	80	48139	No
124	GOM_NL__2PRFIN20110515_083725_000000333102_00280_48139_7594.N1	15-MAY-2011 08:37:25	Twilight	33.000	120	1Del Oph	2.7340	3200.0	66	48139	No
125	GOM_NL__2PRFIN20110515_084035_000000443102_00280_48139_7595.N1	15-MAY-2011 08:40:35	Bright	44.000	102	24Alp Ser	2.6000	4250.0	88	48139	No
126	GOM_NL__2PRFIN20110515_084351_000000323102_00280_48139_7596.N1	15-MAY-2011 08:43:51	Dark	32.000	3	16Alp Boo	-0.050000	4250.0	64	48139	Yes
127	GOM_NL__2PRFIN20110515_084610_000000383102_00280_48139_7597.N1	15-MAY-2011 08:46:10	Bright	37.500	83		2.3780	11000.	75	48139	No
128	GOM_NL__2PRFIN20110515_084918_000000353102_00280_48139_7598.N1	15-MAY-2011 08:49:18	Bright	35.000	180	27Gam Boo	3.0400	8000.0	70	48139	No
129	GOM_NL__2PRFIN20110515_085756_000000423102_00280_48139_7599.N1	15-MAY-2011 08:57:56	Bright	41.500	119	14Eta Dra	2.7270	4700.0	83	48139	No
130	GOM_NL__2PRFIN20110515_085928_000000383102_00280_48139_7600.N1	15-MAY-2011 08:59:28	Bright	38.000	60	7Bet UMi	2.0810	3950.0	76	48139	No
131	GOM_NL__2PRFIN20110515_090849_000000453102_00280_48139_7601.N1	15-MAY-2011 09:08:49	Bright	44.500	89	5Alp Cep	2.4510	8000.0	89	48139	No
132	GOM_NL__2PRFIN20110515_091223_000000553102_00280_48139_7602.N1	15-MAY-2011 09:12:23	Bright	55.000	74	11Bet Cas	2.2680	6600.0	110	48139	No
133	GOM_NL__2PRFIN20110515_092237_000000583102_00280_48139_7603.N1	15-MAY-2011 09:22:37	Twilight	58.000	93	53Bet Peg	2.5200	3100.0	116	48139	No
134	GOM_NL__2PRFIN20110515_092542_000000423102_00280_48139_7604.N1	15-MAY-2011 09:25:42	Twilight	42.000	140	88Gam Peg	2.8340	26000.	84	48139	No
135	GOM_NL__2PRFIN20110515_092719_000000563102_00280_48139_7605.N1	15-MAY-2011 09:27:19	Dark	55.500	90	54Alp Peg	2.4870	11000.	111	48139	No
136	GOM_NL__2PRFIN20110515_094055_000000503102_00280_48139_7606.N1	15-MAY-2011 09:40:55	Dark	49.500	18	24Alp PsA	1.1660	9700.0	99	48139	No
137	GOM_NL__2PRFIN20110515_094516_000000503102_00280_48139_7607.N1	15-MAY-2011 09:45:16	Dark	50.000	63	Bet Gru	2.1500	2800.0	100	48139	No
138	GOM_NL__2PRFIN20110515_094644_000000433102_00280_48139_7608.N1	15-MAY-2011 09:46:44	Dark	43.000	31	Alp Gru	1.7340	15200.	86	48139	No
139	GOM_NL__2PRFIN20110515_095216_000000423102_00281_48140_7880.N1	15-MAY-2011 09:52:16	Dark	41.500	45	Alp Pav	1.9400	26000.	83	48140	No
140	GOM_NL__2PRFIN20110515_095926_000000473102_00281_48140_7881.N1	15-MAY-2011 09:59:26	Straylight	46.500	141	Bet Ara	2.8400	4600.0	93	48140	No
141	GOM_NL__2PRFIN20110515_100159_000000503102_00281_48140_7882.N1	15-MAY-2011 10:01:59	Straylight	49.500	40	The Sco	1.8590	7100.0	99	48140	No
142	GOM_NL__2PRFIN20110515_100350_000000503102_00281_48140_7883.N1	15-MAY-2011 10:03:50	Straylight	50.000	25	35Lam Sco	1.6200	28000.	100	48140	No
143	GOM_NL__2PRFIN20110515_100610_000000543102_00281_48140_7884.N1	15-MAY-2011 10:06:10	Twilight	54.000	75	26Eps Sco	2.2910	4250.0	108	48140	No
144	GOM_NL__2PRFIN20110515_100915_000000573102_00281_48140_7885.N1	15-MAY-2011 10:09:15	Twilight	57.000	16	21Alp Sco	1.0200	3000.0	114	48140	No
145	GOM_NL__2PRFIN20110515_101151_000000473102_00281_48140_7886.N1	15-MAY-2011 10:11:51	Bright	46.500	97	8Bet1Sco	2.5610	30000.	93	48140	No
146	GOM_NL__2PRFIN20110515_101340_000000373102_00281_48140_7887.N1	15-MAY-2011 10:13:40	Bright	36.500	122	9Alp2Lib	2.7470	9700.0	73	48140	No
147	GOM_NL__2PRFIN20110515_101531_000000413102_00281_48140_7888.N1	15-MAY-2011 10:15:31	Bright	40.500	104	27Bet Lib	2.6140	13100.	81	48140	No
148	GOM_NL__2PRFIN20110515_101739_000000393102_00281_48140_7889.N1	15-MAY-2011 10:17:39	Bright	39.000	120	1Del Oph	2.7340	3200.0	78	48140	No
149	GOM_NL__2PRFIN20110515_102049_000000443102_00281_48140_7890.N1	15-MAY-2011 10:20:49	Bright	43.500	102	24Alp Ser	2.6000	4250.0	87	48140	No
150	GOM_NL__2PRFIN20110515_102624_000000403102_00281_48140_7891.N1	15-MAY-2011 10:26:24	Bright	40.000	83		2.3780	11000.	80	48140	No
151	GOM_NL__2PRFIN20110515_102931_000000383102_00281_48140_7892.N1	15-MAY-2011 10:29:31	Bright	37.500	180	27Gam Boo	3.0400	8000.0	75	48140	No
152	GOM_NL__2PRFIN20110515_103810_000000423102_00281_48140_7893.N1	15-MAY-2011 10:38:10	Bright	41.500	119	14Eta Dra	2.7270	4700.0	83	48140	No
153	GOM_NL__2PRFIN20110515_103941_000000353102_00281_48140_7894.N1	15-MAY-2011 10:39:41	Bright	34.500	60	7Bet UMi	2.0810	3950.0	69	48140	No
154	GOM_NL__2PRFIN20110515_104903_000000453102_00281_48140_7895.N1	15-MAY-2011 10:49:03	Bright	45.000	89	5Alp Cep	2.4510	8000.0	90	48140	No
155	GOM_NL__2PRFIN20110515_105237_000000463102_00281_48140_7896.N1	15-MAY-2011 10:52:37	Bright	46.000	74	11Bet Cas	2.2680	6600.0	92	48140	No
156	GOM_NL__2PRFIN20110515_110251_000000673102_00281_48140_7897.N1	15-MAY-2011 11:02:51	Twilight	66.500	93	53Bet Peg	2.5200	3100.0	133	48140	No
157	GOM_NL__2PRFIN20110515_110557_000000423102_00281_48140_7898.N1	15-MAY-2011 11:05:57	Twilight	41.500	140	88Gam Peg	2.8340	26000.	83	48140	No
158	GOM_NL__2PRFIN20110515_110733_000000563102_00281_48140_7899.N1	15-MAY-2011 11:07:33	Dark	55.500	90	54Alp Peg	2.4870	11000.	111	48140	No
159	GOM_NL__2PRFIN20110515_112110_000000453102_00281_48140_7900.N1	15-MAY-2011 11:21:10	Dark	45.000	18	24Alp PsA	1.1660	9700.0	90	48140	No
160	GOM_NL__2PRFIN20110515_112530_000000523102_00281_48140_7901.N1	15-MAY-2011 11:25:30	Dark	51.500	63	Bet Gru	2.1500	2800.0	103	48140	No

161	GOM_NL__2PRFIN20110515_112658_000000443102_00281_48140_7902.N1	15-MAY-2011 11:26:58	Dark	43.500	31	Alp Gru	1.7340	15200.	87	48140	No
162	GOM_NL__2PRFIN20110515_113231_000000423102_00282_48141_8169.N1	15-MAY-2011 11:32:31	Dark	42.000	45	Alp Pav	1.9400	26000.	84	48141	No
163	GOM_NL__2PRFIN20110515_113941_000000423102_00282_48141_8170.N1	15-MAY-2011 11:39:41	Straylight	42.000	141	Bet Ara	2.8400	4600.0	84	48141	No
164	GOM_NL__2PRFIN20110515_114213_000000483102_00282_48141_8171.N1	15-MAY-2011 11:42:13	Straylight	47.500	40	The Sco	1.8590	7100.0	95	48141	No
165	GOM_NL__2PRFIN20110515_114404_000000563102_00282_48141_8172.N1	15-MAY-2011 11:44:04	Straylight	56.000	25	35Lam Sco	1.6200	28000.	112	48141	No
166	GOM_NL__2PRFIN20110515_114625_000000493102_00282_48141_8173.N1	15-MAY-2011 11:46:25	Tw_i_and_stray	49.000	75	26Eps Sco	2.2910	4250.0	98	48141	No
167	GOM_NL__2PRFIN20110515_114929_000000583102_00282_48141_8174.N1	15-MAY-2011 11:49:29	Tw_i_and_stray	57.500	16	21Alp Sco	1.0200	3000.0	115	48141	No
168	GOM_NL__2PRFIN20110515_115205_000000453102_00282_48141_8175.N1	15-MAY-2011 11:52:05	Bright	45.000	97	8Bet1Sco	2.5610	30000.	90	48141	No
169	GOM_NL__2PRFIN20110515_115354_000000383102_00282_48141_8176.N1	15-MAY-2011 11:53:54	Bright	38.000	122	9Alp2Lib	2.7470	9700.0	76	48141	No
170	GOM_NL__2PRFIN20110515_115545_000000403102_00282_48141_8177.N1	15-MAY-2011 11:55:45	Bright	39.500	104	27Bet Lib	2.6140	13100.	79	48141	No
171	GOM_NL__2PRFIN20110515_115753_000000393102_00282_48141_8178.N1	15-MAY-2011 11:57:53	Bright	39.000	120	1Del Oph	2.7340	3200.0	78	48141	No
172	GOM_NL__2PRFIN20110515_120103_000000443102_00282_48141_8179.N1	15-MAY-2011 12:01:03	Bright	44.000	102	24Alp Ser	2.6000	4250.0	88	48141	No
173	GOM_NL__2PRFIN20110515_120637_000000403102_00282_48141_8180.N1	15-MAY-2011 12:06:37	Bright	40.000	83		2.3780	11000.	80	48141	No
174	GOM_NL__2PRFIN20110515_120945_000000373102_00282_48141_8181.N1	15-MAY-2011 12:09:45	Bright	36.500	180	27Gam Boo	3.0400	8000.0	73	48141	No
175	GOM_NL__2PRFIN20110515_121823_000000423102_00282_48141_8182.N1	15-MAY-2011 12:18:23	Bright	41.500	119	14Eta Dra	2.7270	4700.0	83	48141	No
176	GOM_NL__2PRFIN20110515_121955_000000393102_00282_48141_8183.N1	15-MAY-2011 12:19:55	Bright	39.000	60	7Bet UMi	2.0810	3950.0	78	48141	No
177	GOM_NL__2PRFIN20110515_122917_000000453102_00282_48141_8184.N1	15-MAY-2011 12:29:17	Bright	45.000	89	5Alp Cep	2.4510	8000.0	90	48141	No
178	GOM_NL__2PRFIN20110515_123251_000000553102_00282_48141_8185.N1	15-MAY-2011 12:32:51	Bright	55.000	74	11Bet Cas	2.2680	6600.0	110	48141	No
179	GOM_NL__2PRFIN20110515_124305_000000623102_00282_48141_8186.N1	15-MAY-2011 12:43:05	Tw_i_and_stray	61.500	93	53Bet Peg	2.5200	3100.0	123	48141	No
180	GOM_NL__2PRFIN20110515_124611_000000433102_00282_48141_8187.N1	15-MAY-2011 12:46:11	Twilight	43.000	140	88Gam Peg	2.8340	26000.	86	48141	No
181	GOM_NL__2PRFIN20110515_124747_000000553102_00282_48141_8188.N1	15-MAY-2011 12:47:47	Dark	54.500	90	54Alp Peg	2.4870	11000.	109	48141	No
182	GOM_NL__2PRFIN20110515_130124_000000503102_00282_48141_8189.N1	15-MAY-2011 13:01:24	Dark	49.500	18	24Alp PsA	1.1660	9700.0	99	48141	No
183	GOM_NL__2PRFIN20110515_130544_000000513102_00282_48141_8190.N1	15-MAY-2011 13:05:44	Dark	50.500	63	Bet Gru	2.1500	2800.0	101	48141	No
184	GOM_NL__2PRFIN20110515_130713_000000433102_00282_48141_8191.N1	15-MAY-2011 13:07:13	Dark	42.500	31	Alp Gru	1.7340	15200.	85	48141	No
185	GOM_NL__2PRFIN20110515_131245_000000423102_00283_48142_8155.N1	15-MAY-2011 13:12:45	Dark	42.000	45	Alp Pav	1.9400	26000.	84	48142	No
186	GOM_NL__2PRFIN20110515_131955_000000443102_00283_48142_8156.N1	15-MAY-2011 13:19:55	Straylight	43.500	141	Bet Ara	2.8400	4600.0	87	48142	No
187	GOM_NL__2PRFIN20110515_132228_000000533102_00283_48142_8157.N1	15-MAY-2011 13:22:28	Straylight	52.500	40	The Sco	1.8590	7100.0	105	48142	No
188	GOM_NL__2PRFIN20110515_132419_000000553102_00283_48142_8158.N1	15-MAY-2011 13:24:19	Straylight	54.500	25	35Lam Sco	1.6200	28000.	109	48142	No
189	GOM_NL__2PRFIN20110515_132639_000000543102_00283_48142_8159.N1	15-MAY-2011 13:26:39	Tw_i_and_stray	54.000	75	26Eps Sco	2.2910	4250.0	108	48142	No
190	GOM_NL__2PRFIN20110515_132944_000000583102_00283_48142_8160.N1	15-MAY-2011 13:29:44	Tw_i_and_stray	57.500	16	21Alp Sco	1.0200	3000.0	115	48142	No
191	GOM_NL__2PRFIN20110515_133220_000000473102_00283_48142_8161.N1	15-MAY-2011 13:32:20	Bright	47.000	97	8Bet1Sco	2.5610	30000.	94	48142	No
192	GOM_NL__2PRFIN20110515_133409_000000393102_00283_48142_8162.N1	15-MAY-2011 13:34:09	Bright	38.500	122	9Alp2Lib	2.7470	9700.0	77	48142	No
193	GOM_NL__2PRFIN20110515_133559_000000383102_00283_48142_8163.N1	15-MAY-2011 13:35:59	Bright	38.000	104	27Bet Lib	2.6140	13100.	76	48142	No
194	GOM_NL__2PRFIN20110515_133806_000000463102_00283_48142_8164.N1	15-MAY-2011 13:38:06	Bright	46.000	120	1Del Oph	2.7340	3200.0	92	48142	No
195	GOM_NL__2PRFIN20110515_134116_000000453102_00283_48142_8165.N1	15-MAY-2011 13:41:16	Bright	44.500	102	24Alp Ser	2.6000	4250.0	89	48142	No
196	GOM_NL__2PRFIN20110515_134651_000000403102_00283_48142_8166.N1	15-MAY-2011 13:46:51	Bright	39.500	83		2.3780	11000.	79	48142	No
197	GOM_NL__2PRFIN20110515_134959_000000363102_00283_48142_8167.N1	15-MAY-2011 13:49:59	Bright	36.000	180	27Gam Boo	3.0400	8000.0	72	48142	No
198	GOM_NL__2PRFIN20110515_135837_000000413102_00283_48142_8168.N1	15-MAY-2011 13:58:37	Bright	41.000	119	14Eta Dra	2.7270	4700.0	82	48142	No
199	GOM_NL__2PRFIN20110515_140009_000000343102_00283_48142_8169.N1	15-MAY-2011 14:00:09	Bright	33.500	60	7Bet UMi	2.0810	3950.0	67	48142	No
200	GOM_NL__2PRFIN20110515_140930_000000533102_00283_48142_8170.N1	15-MAY-2011 14:09:30	Bright	52.500	89	5Alp Cep	2.4510	8000.0	105	48142	No
201	GOM_NL__2PRFIN20110515_141305_000000473102_00283_48142_8171.N1	15-MAY-2011 14:13:05	Bright	46.500	74	11Bet Cas	2.2680	6600.0	93	48142	No
202	GOM_NL__2PRFIN20110515_142320_000000673102_00283_48142_8172.N1	15-MAY-2011 14:23:20	Tw_i_and_stray	67.000	93	53Bet Peg	2.5200	3100.0	134	48142	No
203	GOM_NL__2PRFIN20110515_142625_000000423102_00283_48142_8173.N1	15-MAY-2011 14:26:25	Twilight	41.500	140	88Gam Peg	2.8340	26000.	83	48142	No
204	GOM_NL__2PRFIN20110515_142802_000000513102_00283_48142_8174.N1	15-MAY-2011 14:28:02	Dark	50.500	90	54Alp Peg	2.4870	11000.	101	48142	No
205	GOM_NL__2PRFIN20110515_144139_000000503102_00283_48142_8175.N1	15-MAY-2011 14:41:39	Dark	50.000	18	24Alp PsA	1.1660	9700.0	100	48142	No
206	GOM_NL__2PRFIN20110515_144559_000000493102_00283_48142_8176.N1	15-MAY-2011 14:45:59	Dark	48.500	63	Bet Gru	2.1500	2800.0	97	48142	No
207	GOM_NL__2PRFIN20110515_144728_000000443102_00283_48142_8177.N1	15-MAY-2011 14:47:28	Dark	44.000	31	Alp Gru	1.7340	15200.	88	48142	No
208	GOM_NL__2PRFIN20110515_145300_000000423102_00284_48143_7926.N1	15-MAY-2011 14:53:00	Dark	42.000	45	Alp Pav	1.9400	26000.	84	48143	No
209	GOM_NL__2PRFIN20110515_150010_000000413102_00284_48143_7927.N1	15-MAY-2011 15:00:10	Straylight	40.500	141	Bet Ara	2.8400	4600.0	81	48143	No
210	GOM_NL__2PRFIN20110515_150243_000000533102_00284_48143_7928.N1	15-MAY-2011 15:02:43	Straylight	52.500	40	The Sco	1.8590	7100.0	105	48143	No
211	GOM_NL__2PRFIN20110515_150434_000000573102_00284_48143_7929.N1	15-MAY-2011 15:04:34	Straylight	57.000	25	35Lam Sco	1.6200	28000.	114	48143	No
212	GOM_NL__2PRFIN20110515_150653_000000553102_00284_48143_7930.N1	15-MAY-2011 15:06:53	Tw_i_and_stray	55.000	75	26Eps Sco	2.2910	4250.0	110	48143	No
213	GOM_NL__2PRFIN20110515_150958_000000583102_00284_48143_7931.N1	15-MAY-2011 15:09:58	Tw_i_and_stray	57.500	16	21Alp Sco	1.0200	3000.0	115	48143	No
214	GOM_NL__2PRFIN20110515_151234_000000473102_00284_48143_7932.N1	15-MAY-2011 15:12:34	Bright	46.500	97	8Bet1Sco	2.5610	30000.	93	48143	No
215	GOM_NL__2PRFIN20110515_151423_000000393102_00284_48143_7933.N1	15-MAY-2011 15:14:23	Bright	39.000	122	9Alp2Lib	2.7470	9700.0	78	48143	No
216	GOM_NL__2PRFIN20110515_151613_000000413102_00284_48143_7934.N1	15-MAY-2011 15:16:13	Bright	40.500	104	27Bet Lib	2.6140	13100.	81	48143	No
217	GOM_NL__2PRFIN20110515_151820_000000463102_00284_48143_7935.N1	15-MAY-2011 15:18:20	Bright	46.000	120	1Del Oph	2.7340	3200.0	92	48143	No
218	GOM_NL__2PRFIN20110515_152130_000000443102_00284_48143_7936.N1	15-MAY-2011 15:21:30	Bright	44.000	102	24Alp Ser	2.6000	4250.0	88	48143	No
219	GOM_NL__2PRFIN20110515_152705_000000383102_00284_48143_7937.N1	15-MAY-2011 15:27:05	Bright	37.500	83		2.3780	11000.	75	48143	No

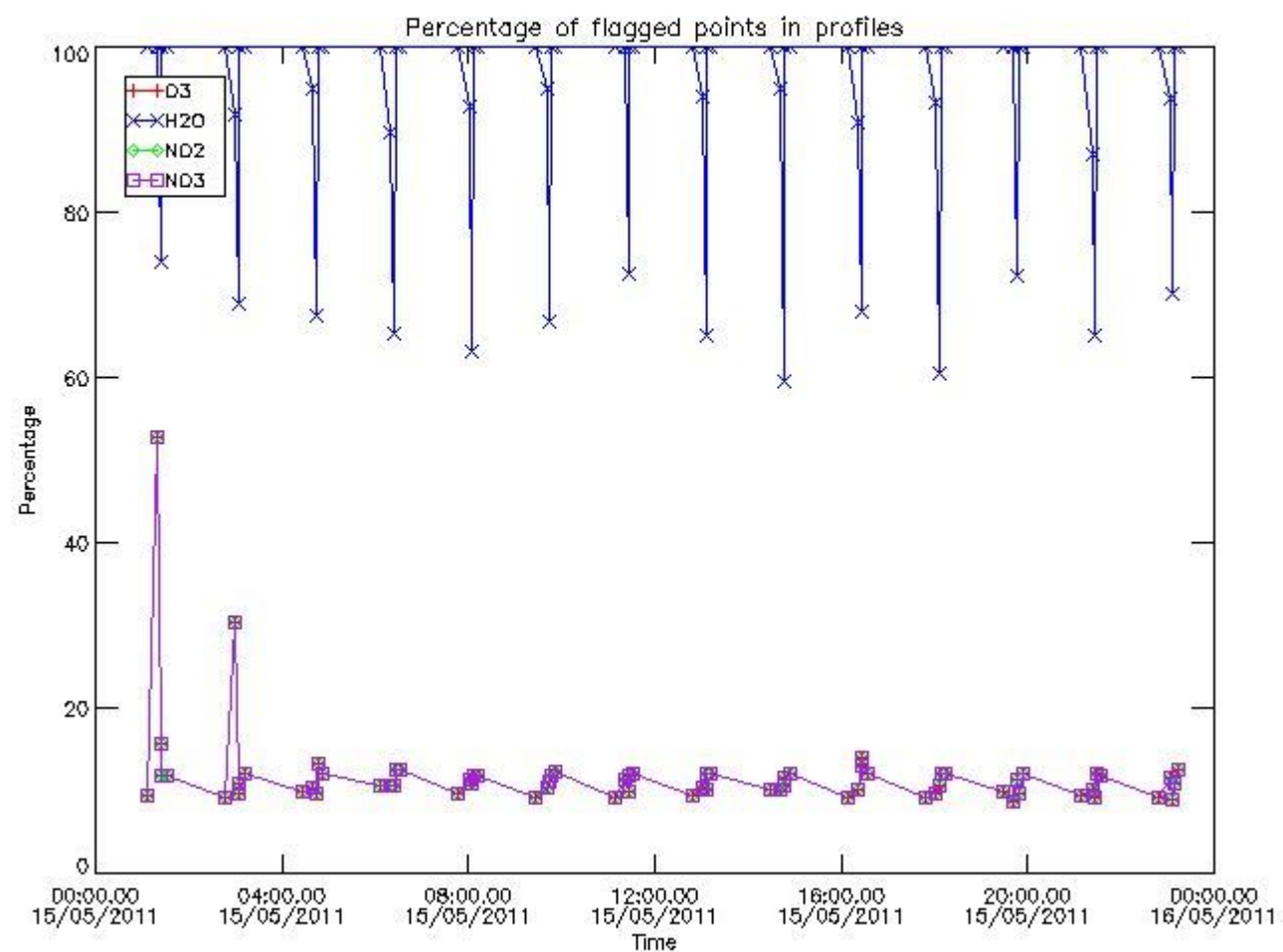
220	GOM_NL__2PRFIN20110515_153013_000000423102_00284_48143_7938.N1	15-MAY-2011 15:30:13	Bright	41.500	180	27Gam Boo	3.0400	8000.0	83	48143	No
221	GOM_NL__2PRFIN20110515_153850_000000443102_00284_48143_7939.N1	15-MAY-2011 15:38:50	Bright	44.000	119	14Eta Dra	2.7270	4700.0	88	48143	No
222	GOM_NL__2PRFIN20110515_154023_000000393102_00284_48143_7940.N1	15-MAY-2011 15:40:23	Bright	38.500	60	7Bet UMi	2.0810	3950.0	77	48143	No
223	GOM_NL__2PRFIN20110515_154944_000000443102_00284_48143_7941.N1	15-MAY-2011 15:49:44	Bright	44.000	89	5Alp Cep	2.4510	8000.0	88	48143	No
224	GOM_NL__2PRFIN20110515_155319_000000383102_00284_48143_7942.N1	15-MAY-2011 15:53:19	Bright	37.500	74	11Bet Cas	2.2680	6600.0	75	48143	No
225	GOM_NL__2PRFIN20110515_160334_000000593102_00284_48143_7943.N1	15-MAY-2011 16:03:34	Twilight	58.500	93	53Bet Peg	2.5200	3100.0	117	48143	No
226	GOM_NL__2PRFIN20110515_160639_000000413102_00284_48143_7944.N1	15-MAY-2011 16:06:39	Twilight	41.000	140	88Gam Peg	2.8340	26000.	82	48143	No
227	GOM_NL__2PRFIN20110515_160817_000000563102_00284_48143_7945.N1	15-MAY-2011 16:08:17	Dark	56.000	90	54Alp Peg	2.4870	11000.	112	48143	No
228	GOM_NL__2PRFIN20110515_162154_000000503102_00284_48143_7946.N1	15-MAY-2011 16:21:54	Dark	50.000	18	24Alp PsA	1.1660	9700.0	100	48143	No
229	GOM_NL__2PRFIN20110515_162614_000000583102_00284_48143_7947.N1	15-MAY-2011 16:26:14	Dark	58.000	63	Bet Gru	2.1500	2800.0	116	48143	No
230	GOM_NL__2PRFIN20110515_162742_000000433102_00284_48143_7948.N1	15-MAY-2011 16:27:42	Dark	43.000	31	Alp Gru	1.7340	15200.	86	48143	No
231	GOM_NL__2PRFIN20110515_163315_000000423102_00285_48144_7760.N1	15-MAY-2011 16:33:15	Dark	42.000	45	Alp Pav	1.9400	26000.	84	48144	No
232	GOM_NL__2PRFIN20110515_164024_000000413102_00285_48144_7761.N1	15-MAY-2011 16:40:24	Straylight	41.000	141	Bet Ara	2.8400	4600.0	82	48144	No
233	GOM_NL__2PRFIN20110515_164257_000000533102_00285_48144_7762.N1	15-MAY-2011 16:42:57	Straylight	53.000	40	The Sco	1.8590	7100.0	106	48144	No
234	GOM_NL__2PRFIN20110515_164448_000000513102_00285_48144_7763.N1	15-MAY-2011 16:44:48	Straylight	50.500	25	35Lam Sco	1.6200	28000.	101	48144	No
235	GOM_NL__2PRFIN20110515_164708_000000523102_00285_48144_7764.N1	15-MAY-2011 16:47:08	Twilight	51.500	75	26Eps Sco	2.2910	4250.0	103	48144	No
236	GOM_NL__2PRFIN20110515_165012_000000603102_00285_48144_7765.N1	15-MAY-2011 16:50:12	Twilight	60.000	16	21Alp Sco	1.0200	3000.0	120	48144	No
237	GOM_NL__2PRFIN20110515_165248_000000463102_00285_48144_7766.N1	15-MAY-2011 16:52:48	Bright	46.000	97	8Bet1Sco	2.5610	30000.	92	48144	No
238	GOM_NL__2PRFIN20110515_165437_000000393102_00285_48144_7767.N1	15-MAY-2011 16:54:37	Bright	38.500	122	9Alp2Lib	2.7470	9700.0	77	48144	No
239	GOM_NL__2PRFIN20110515_165627_000000393102_00285_48144_7768.N1	15-MAY-2011 16:56:27	Bright	38.500	104	27Bet Lib	2.6140	13100.	77	48144	No
240	GOM_NL__2PRFIN20110515_165834_000000503102_00285_48144_7769.N1	15-MAY-2011 16:58:34	Bright	50.000	120	1Del Oph	2.7340	3200.0	100	48144	No
241	GOM_NL__2PRFIN20110515_170144_000000443102_00285_48144_7770.N1	15-MAY-2011 17:01:44	Bright	44.000	102	24Alp Ser	2.6000	4250.0	88	48144	No
242	GOM_NL__2PRFIN20110515_170719_000000423102_00285_48144_7771.N1	15-MAY-2011 17:07:19	Bright	41.500	83		2.3780	11000.	83	48144	No
243	GOM_NL__2PRFIN20110515_171027_000000383102_00285_48144_7772.N1	15-MAY-2011 17:10:27	Bright	37.500	180	27Gam Boo	3.0400	8000.0	75	48144	No
244	GOM_NL__2PRFIN20110515_171904_000000503102_00285_48144_7773.N1	15-MAY-2011 17:19:04	Bright	49.500	119	14Eta Dra	2.7270	4700.0	99	48144	No
245	GOM_NL__2PRFIN20110515_172037_000000383102_00285_48144_7774.N1	15-MAY-2011 17:20:37	Bright	38.000	60	7Bet UMi	2.0810	3950.0	76	48144	No
246	GOM_NL__2PRFIN20110515_172957_000000453102_00285_48144_7775.N1	15-MAY-2011 17:29:57	Bright	44.500	89	5Alp Cep	2.4510	8000.0	89	48144	No
247	GOM_NL__2PRFIN20110515_173332_000000363102_00285_48144_7776.N1	15-MAY-2011 17:33:32	Bright	36.000	74	11Bet Cas	2.2680	6600.0	72	48144	No
248	GOM_NL__2PRFIN20110515_174348_000000593102_00285_48144_7777.N1	15-MAY-2011 17:43:48	Twilight	58.500	93	53Bet Peg	2.5200	3100.0	117	48144	No
249	GOM_NL__2PRFIN20110515_174654_000000433102_00285_48144_7778.N1	15-MAY-2011 17:46:54	Twilight	42.500	140	88Gam Peg	2.8340	26000.	85	48144	No
250	GOM_NL__2PRFIN20110515_174831_000000563102_00285_48144_7779.N1	15-MAY-2011 17:48:31	Dark	56.000	90	54Alp Peg	2.4870	11000.	112	48144	No
251	GOM_NL__2PRFIN20110515_180209_000000533102_00285_48144_7780.N1	15-MAY-2011 18:02:09	Dark	52.500	18	24Alp PsA	1.1660	9700.0	105	48144	No
252	GOM_NL__2PRFIN20110515_180629_000000493102_00285_48144_7781.N1	15-MAY-2011 18:06:29	Dark	48.500	63	Bet Gru	2.1500	2800.0	97	48144	No
253	GOM_NL__2PRFIN20110515_180757_000000433102_00285_48144_7782.N1	15-MAY-2011 18:07:57	Dark	42.500	31	Alp Gru	1.7340	15200.	85	48144	No
254	GOM_NL__2PRFIN20110515_181329_000000423102_00286_48145_7850.N1	15-MAY-2011 18:13:29	Dark	42.000	45	Alp Pav	1.9400	26000.	84	48145	No
255	GOM_NL__2PRFIN20110515_182038_000000423102_00286_48145_7851.N1	15-MAY-2011 18:20:38	Straylight	41.500	141	Bet Ara	2.8400	4600.0	83	48145	No
256	GOM_NL__2PRFIN20110515_182312_000000523102_00286_48145_7852.N1	15-MAY-2011 18:23:12	Straylight	52.000	40	The Sco	1.8590	7100.0	104	48145	No
257	GOM_NL__2PRFIN20110515_182503_000000573102_00286_48145_7853.N1	15-MAY-2011 18:25:03	Straylight	57.000	25	35Lam Sco	1.6200	28000.	114	48145	No
258	GOM_NL__2PRFIN20110515_182723_000000543102_00286_48145_7854.N1	15-MAY-2011 18:27:23	Twilight	53.500	75	26Eps Sco	2.2910	4250.0	107	48145	No
259	GOM_NL__2PRFIN20110515_183027_000000653102_00286_48145_7855.N1	15-MAY-2011 18:30:27	Twilight	65.000	16	21Alp Sco	1.0200	3000.0	130	48145	No
260	GOM_NL__2PRFIN20110515_183302_000000463102_00286_48145_7856.N1	15-MAY-2011 18:33:02	Bright	46.000	97	8Bet1Sco	2.5610	30000.	92	48145	No
261	GOM_NL__2PRFIN20110515_183451_000000393102_00286_48145_7857.N1	15-MAY-2011 18:34:51	Bright	38.500	122	9Alp2Lib	2.7470	9700.0	77	48145	No
262	GOM_NL__2PRFIN20110515_183641_000000403102_00286_48145_7858.N1	15-MAY-2011 18:36:41	Bright	40.000	104	27Bet Lib	2.6140	13100.	80	48145	No
263	GOM_NL__2PRFIN20110515_183848_000000503102_00286_48145_7859.N1	15-MAY-2011 18:38:48	Bright	49.500	120	1Del Oph	2.7340	3200.0	99	48145	No
264	GOM_NL__2PRFIN20110515_184158_000000443102_00286_48145_7860.N1	15-MAY-2011 18:41:58	Bright	43.500	102	24Alp Ser	2.6000	4250.0	87	48145	No
265	GOM_NL__2PRFIN20110515_184733_000000413102_00286_48145_7861.N1	15-MAY-2011 18:47:33	Bright	40.500	83		2.3780	11000.	81	48145	No
266	GOM_NL__2PRFIN20110515_185041_000000383102_00286_48145_7862.N1	15-MAY-2011 18:50:41	Bright	37.500	180	27Gam Boo	3.0400	8000.0	75	48145	No
267	GOM_NL__2PRFIN20110515_185917_000000443102_00286_48145_7863.N1	15-MAY-2011 18:59:17	Bright	44.000	119	14Eta Dra	2.7270	4700.0	88	48145	No
268	GOM_NL__2PRFIN20110515_190051_000000393102_00286_48145_7864.N1	15-MAY-2011 19:00:51	Bright	39.000	60	7Bet UMi	2.0810	3950.0	78	48145	No
269	GOM_NL__2PRFIN20110515_191011_000000663102_00286_48145_7865.N1	15-MAY-2011 19:10:11	Bright	66.000	89	5Alp Cep	2.4510	8000.0	132	48145	No
270	GOM_NL__2PRFIN20110515_191346_000000553102_00286_48145_7866.N1	15-MAY-2011 19:13:46	Bright	55.000	74	11Bet Cas	2.2680	6600.0	110	48145	No
271	GOM_NL__2PRFIN20110515_192402_000000593102_00286_48145_7867.N1	15-MAY-2011 19:24:02	Twilight	59.000	93	53Bet Peg	2.5200	3100.0	118	48145	No
272	GOM_NL__2PRFIN20110515_192708_000000433102_00286_48145_7868.N1	15-MAY-2011 19:27:08	Twilight	42.500	140	88Gam Peg	2.8340	26000.	85	48145	No
273	GOM_NL__2PRFIN20110515_192846_000000573102_00286_48145_7869.N1	15-MAY-2011 19:28:46	Dark	56.500	90	54Alp Peg	2.4870	11000.	113	48145	No
274	GOM_NL__2PRFIN20110515_194224_000000583102_00286_48145_7870.N1	15-MAY-2011 19:42:24	Dark	58.000	18	24Alp PsA	1.1660	9700.0	116	48145	No
275	GOM_NL__2PRFIN20110515_194643_000000583102_00286_48145_7871.N1	15-MAY-2011 19:46:43	Dark	58.000	63	Bet Gru	2.1500	2800.0	116	48145	No
276	GOM_NL__2PRFIN20110515_194812_000000533102_00286_48145_7872.N1	15-MAY-2011 19:48:12	Dark	52.500	31	Alp Gru	1.7340	15200.	105	48145	No
277	GOM_NL__2PRFIN20110515_195344_000000433102_00287_48146_7826.N1	15-MAY-2011 19:53:44	Dark	42.500	45	Alp Pav	1.9400	26000.	85	48146	No
278	GOM_NL__2PRFIN20110515_200053_000000473102_00287_48146_7827.N1	15-MAY-2011 20:00:53	Straylight	47.000	141	Bet Ara	2.8400	4600.0	94	48146	No

279	GOM_NL__2PRFIN20110515_200326_000000553102_00287_48146_7828.N1	15-MAY-2011 20:03:26	Straylight	54.500	40	The Sco	1.8590	7100.0	109	48146	No
280	GOM_NL__2PRFIN20110515_200518_000000573102_00287_48146_7829.N1	15-MAY-2011 20:05:18	Straylight	56.500	25	35Lam Sco	1.6200	28000.	113	48146	No
281	GOM_NL__2PRFIN20110515_200737_000000533102_00287_48146_7830.N1	15-MAY-2011 20:07:37	Twi_and_stray	52.500	75	26Eps Sco	2.2910	4250.0	105	48146	No
282	GOM_NL__2PRFIN20110515_201041_000000653102_00287_48146_7831.N1	15-MAY-2011 20:10:41	Twi_and_stray	64.500	16	21Alp Sco	1.0200	3000.0	129	48146	No
283	GOM_NL__2PRFIN20110515_201316_000000443102_00287_48146_7832.N1	15-MAY-2011 20:13:16	Bright	43.500	97	8Bet1Sco	2.5610	30000.	87	48146	No
284	GOM_NL__2PRFIN20110515_201505_000000393102_00287_48146_7833.N1	15-MAY-2011 20:15:05	Bright	38.500	122	9Alp2Lib	2.7470	9700.0	77	48146	No
285	GOM_NL__2PRFIN20110515_201655_000000413102_00287_48146_7834.N1	15-MAY-2011 20:16:55	Bright	40.500	104	27Bet Lib	2.6140	13100.	81	48146	No
286	GOM_NL__2PRFIN20110515_201901_000000503102_00287_48146_7835.N1	15-MAY-2011 20:19:01	Bright	49.500	120	1Del Oph	2.7340	3200.0	99	48146	No
287	GOM_NL__2PRFIN20110515_202211_000000443102_00287_48146_7836.N1	15-MAY-2011 20:22:11	Bright	43.500	102	24Alp Ser	2.6000	4250.0	87	48146	No
288	GOM_NL__2PRFIN20110515_202747_000000393102_00287_48146_7837.N1	15-MAY-2011 20:27:47	Bright	38.500	83		2.3780	11000.	77	48146	No
289	GOM_NL__2PRFIN20110515_203054_000000383102_00287_48146_7838.N1	15-MAY-2011 20:30:54	Bright	37.500	180	27Gam Boo	3.0400	8000.0	75	48146	No
290	GOM_NL__2PRFIN20110515_203931_000000403102_00287_48146_7839.N1	15-MAY-2011 20:39:31	Bright	39.500	119	14Eta Dra	2.7270	4700.0	79	48146	No
291	GOM_NL__2PRFIN20110515_204104_000000393102_00287_48146_7840.N1	15-MAY-2011 20:41:04	Bright	38.500	60	7Bet UMi	2.0810	3950.0	77	48146	No
292	GOM_NL__2PRFIN20110515_205024_000000463102_00287_48146_7841.N1	15-MAY-2011 20:50:24	Bright	45.500	89	5Alp Cep	2.4510	8000.0	91	48146	No
293	GOM_NL__2PRFIN20110515_205401_000000553102_00287_48146_7842.N1	15-MAY-2011 20:54:01	Bright	55.000	74	11Bet Cas	2.2680	6600.0	110	48146	No
294	GOM_NL__2PRFIN20110515_210416_000000583102_00287_48146_7843.N1	15-MAY-2011 21:04:16	Twi_and_stray	58.000	93	53Bet Peg	2.5200	3100.0	116	48146	No
295	GOM_NL__2PRFIN20110515_210722_000000423102_00287_48146_7844.N1	15-MAY-2011 21:07:22	Twilight	41.500	140	88Gam Peg	2.8340	26000.	83	48146	No
296	GOM_NL__2PRFIN20110515_210900_000000543102_00287_48146_7845.N1	15-MAY-2011 21:09:00	Dark	54.000	90	54Alp Peg	2.4870	11000.	108	48146	No
297	GOM_NL__2PRFIN20110515_212238_000000513102_00287_48146_7846.N1	15-MAY-2011 21:22:38	Dark	50.500	18	24Alp PsA	1.1660	9700.0	101	48146	No
298	GOM_NL__2PRFIN20110515_212658_000000553102_00287_48146_7847.N1	15-MAY-2011 21:26:58	Dark	55.000	63	Bet Gru	2.1500	2800.0	110	48146	No
299	GOM_NL__2PRFIN20110515_212827_000000433102_00287_48146_7848.N1	15-MAY-2011 21:28:27	Dark	42.500	31	Alp Gru	1.7340	15200.	85	48146	No
300	GOM_NL__2PRFIN20110515_213359_000000433102_00288_48147_7860.N1	15-MAY-2011 21:33:59	Dark	43.000	45	Alp Pav	1.9400	26000.	86	48147	No
301	GOM_NL__2PRFIN20110515_214107_000000493102_00288_48147_7861.N1	15-MAY-2011 21:41:07	Straylight	48.500	141	Bet Ara	2.8400	4600.0	97	48147	No
302	GOM_NL__2PRFIN20110515_214341_000000513102_00288_48147_7862.N1	15-MAY-2011 21:43:41	Straylight	51.000	40	The Sco	1.8590	7100.0	102	48147	No
303	GOM_NL__2PRFIN20110515_214532_000000543102_00288_48147_7863.N1	15-MAY-2011 21:45:32	Straylight	53.500	25	35Lam Sco	1.6200	28000.	107	48147	No
304	GOM_NL__2PRFIN20110515_214751_000000523102_00288_48147_7864.N1	15-MAY-2011 21:47:51	Twi_and_stray	52.000	75	26Eps Sco	2.2910	4250.0	104	48147	No
305	GOM_NL__2PRFIN20110515_215055_000000593102_00288_48147_7865.N1	15-MAY-2011 21:50:55	Twi_and_stray	58.500	16	21Alp Sco	1.0200	3000.0	117	48147	No
306	GOM_NL__2PRFIN20110515_215330_000000463102_00288_48147_7866.N1	15-MAY-2011 21:53:30	Bright	45.500	97	8Bet1Sco	2.5610	30000.	91	48147	No
307	GOM_NL__2PRFIN20110515_215519_000000393102_00288_48147_7867.N1	15-MAY-2011 21:55:19	Bright	39.000	122	9Alp2Lib	2.7470	9700.0	78	48147	No
308	GOM_NL__2PRFIN20110515_215709_000000413102_00288_48147_7868.N1	15-MAY-2011 21:57:09	Bright	40.500	104	27Bet Lib	2.6140	13100.	81	48147	No
309	GOM_NL__2PRFIN20110515_215915_000000503102_00288_48147_7869.N1	15-MAY-2011 21:59:15	Bright	49.500	120	1Del Oph	2.7340	3200.0	99	48147	No
310	GOM_NL__2PRFIN20110515_220225_000000443102_00288_48147_7870.N1	15-MAY-2011 22:02:25	Bright	43.500	102	24Alp Ser	2.6000	4250.0	87	48147	No
311	GOM_NL__2PRFIN20110515_220800_000000403102_00288_48147_7871.N1	15-MAY-2011 22:08:00	Bright	39.500	83		2.3780	11000.	79	48147	No
312	GOM_NL__2PRFIN20110515_221108_000000383102_00288_48147_7872.N1	15-MAY-2011 22:11:08	Bright	37.500	180	27Gam Boo	3.0400	8000.0	75	48147	No
313	GOM_NL__2PRFIN20110515_221944_000000423102_00288_48147_7873.N1	15-MAY-2011 22:19:44	Bright	42.000	119	14Eta Dra	2.7270	4700.0	84	48147	No
314	GOM_NL__2PRFIN20110515_222118_000000403102_00288_48147_7874.N1	15-MAY-2011 22:21:18	Bright	39.500	60	7Bet UMi	2.0810	3950.0	79	48147	No
315	GOM_NL__2PRFIN20110515_223038_000000463102_00288_48147_7875.N1	15-MAY-2011 22:30:38	Bright	45.500	89	5Alp Cep	2.4510	8000.0	91	48147	No
316	GOM_NL__2PRFIN20110515_223414_000000363102_00288_48147_7876.N1	15-MAY-2011 22:34:14	Bright	35.500	74	11Bet Cas	2.2680	6600.0	71	48147	No
317	GOM_NL__2PRFIN20110515_224431_000000623102_00288_48147_7877.N1	15-MAY-2011 22:44:31	Twi_and_stray	61.500	93	53Bet Peg	2.5200	3100.0	123	48147	No
318	GOM_NL__2PRFIN20110515_224737_000000443102_00288_48147_7878.N1	15-MAY-2011 22:47:37	Twilight	44.000	140	88Gam Peg	2.8340	26000.	88	48147	No
319	GOM_NL__2PRFIN20110515_224915_000000563102_00288_48147_7879.N1	15-MAY-2011 22:49:15	Dark	55.500	90	54Alp Peg	2.4870	11000.	111	48147	No
320	GOM_NL__2PRFIN20110515_230253_000000493102_00288_48147_7880.N1	15-MAY-2011 23:02:53	Dark	48.500	18	24Alp PsA	1.1660	9700.0	97	48147	No
321	GOM_NL__2PRFIN20110515_230712_000000583102_00288_48147_7881.N1	15-MAY-2011 23:07:12	Dark	57.500	63	Bet Gru	2.1500	2800.0	115	48147	No
322	GOM_NL__2PRFIN20110515_230841_000000473102_00288_48147_7882.N1	15-MAY-2011 23:08:41	Dark	46.500	31	Alp Gru	1.7340	15200.	93	48147	No
323	GOM_NL__2PRFIN20110515_231413_000000413102_00289_48148_7898.N1	15-MAY-2011 23:14:13	Dark	41.000	45	Alp Pav	1.9400	26000.	82	48148	No
324	GOM_NL__2PRFIN20110515_232122_000000423102_00289_48148_7899.N1	15-MAY-2011 23:21:22	Straylight	41.500	141	Bet Ara	2.8400	4600.0	83	48148	No
325	GOM_NL__2PRFIN20110515_232355_000000543102_00289_48148_7900.N1	15-MAY-2011 23:23:55	Straylight	53.500	40	The Sco	1.8590	7100.0	107	48148	No
326	GOM_NL__2PRFIN20110515_232547_000000553102_00289_48148_7901.N1	15-MAY-2011 23:25:47	Straylight	54.500	25	35Lam Sco	1.6200	28000.	109	48148	No
327	GOM_NL__2PRFIN20110515_232806_000000533102_00289_48148_7902.N1	15-MAY-2011 23:28:06	Twi_and_stray	53.000	75	26Eps Sco	2.2910	4250.0	106	48148	No
328	GOM_NL__2PRFIN20110515_233109_000000583102_00289_48148_7903.N1	15-MAY-2011 23:31:09	Twi_and_stray	57.500	16	21Alp Sco	1.0200	3000.0	115	48148	No
329	GOM_NL__2PRFIN20110515_233345_000000443102_00289_48148_7904.N1	15-MAY-2011 23:33:45	Bright	43.500	97	8Bet1Sco	2.5610	30000.	87	48148	No
330	GOM_NL__2PRFIN20110515_233533_000000393102_00289_48148_7905.N1	15-MAY-2011 23:35:33	Bright	38.500	122	9Alp2Lib	2.7470	9700.0	77	48148	No
331	GOM_NL__2PRFIN20110515_233723_000000403102_00289_48148_7906.N1	15-MAY-2011 23:37:23	Bright	39.500	104	27Bet Lib	2.6140	13100.	79	48148	No
332	GOM_NL__2PRFIN20110515_233929_000000503102_00289_48148_7907.N1	15-MAY-2011 23:39:29	Bright	49.500	120	1Del Oph	2.7340	3200.0	99	48148	No
333	GOM_NL__2PRFIN20110515_234239_000000443102_00289_48148_7908.N1	15-MAY-2011 23:42:39	Bright	43.500	102	24Alp Ser	2.6000	4250.0	87	48148	No
334	GOM_NL__2PRFIN20110515_234814_000000383102_00289_48148_7909.N1	15-MAY-2011 23:48:14	Bright	38.000	83		2.3780	11000.	76	48148	No
335	GOM_NL__2PRFIN20110515_235122_000000383102_00289_48148_7910.N1	15-MAY-2011 23:51:22	Bright	38.000	180	27Gam Boo	3.0400	8000.0	76	48148	No
336	GOM_NL__2PRFIN20110515_235958_000000433102_00289_48148_7911.N1	15-MAY-2011 23:59:58	Bright	42.500	119	14Eta Dra	2.7270	4700.0	85	48148	No

3. Quality information per product

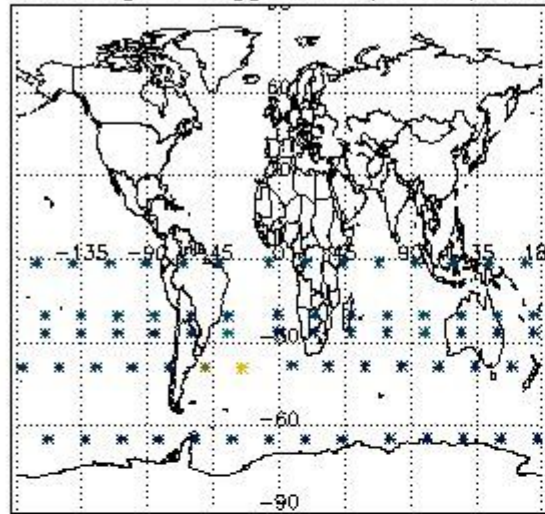
In this section it is plotted some information contained in the Quality Summary data set of the level 2 products. Only products in dark limb conditions and without errors (error flag in the MPH set to "0") are used.

3.1 Plot quality information per product (time dependant)

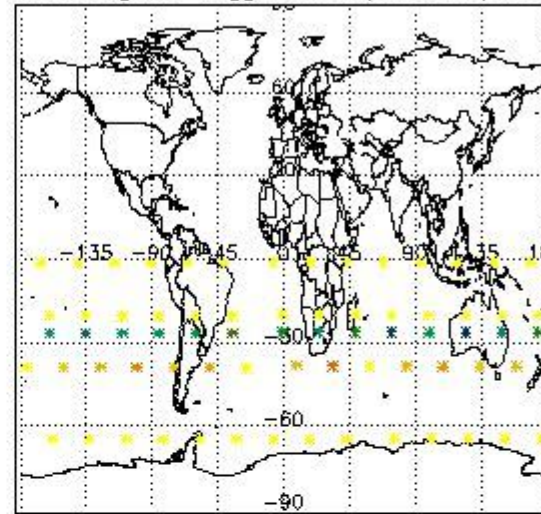


3.2 Plot quality information per product (world map)

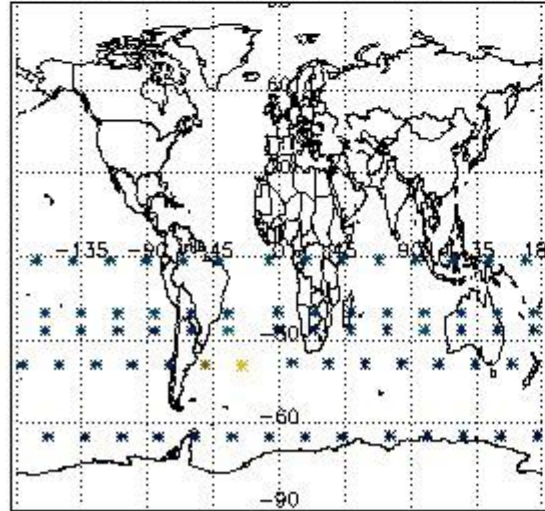
Percentage of flagged data per O3 profile




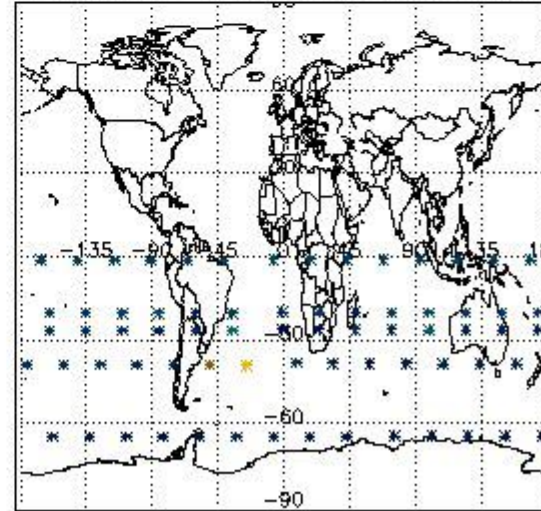
Percentage of flagged data per H2O profile



Percentage of flagged data per NO2 profile



Percentage of flagged data per NO3 profile

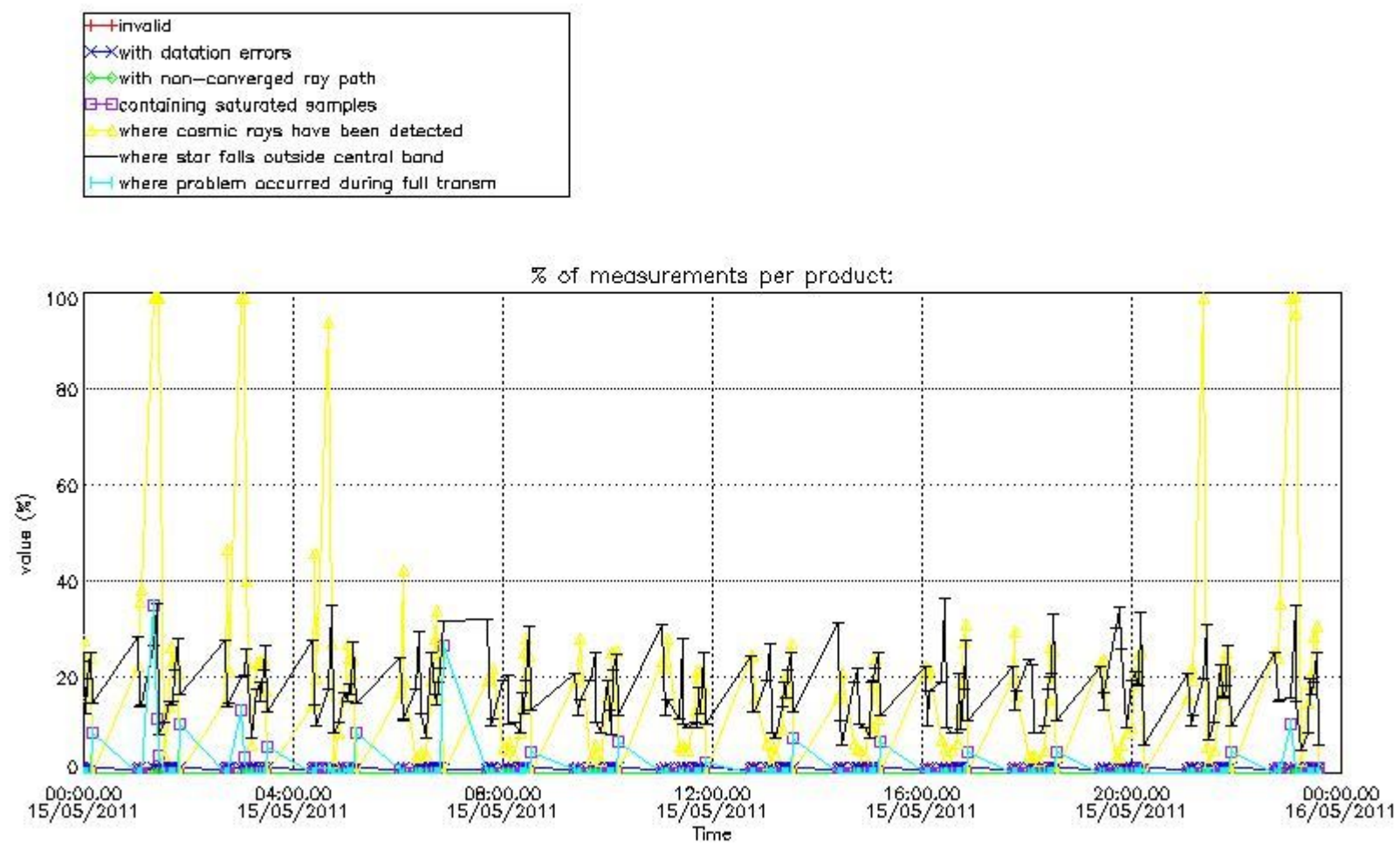


4. Level 1 quality information per product

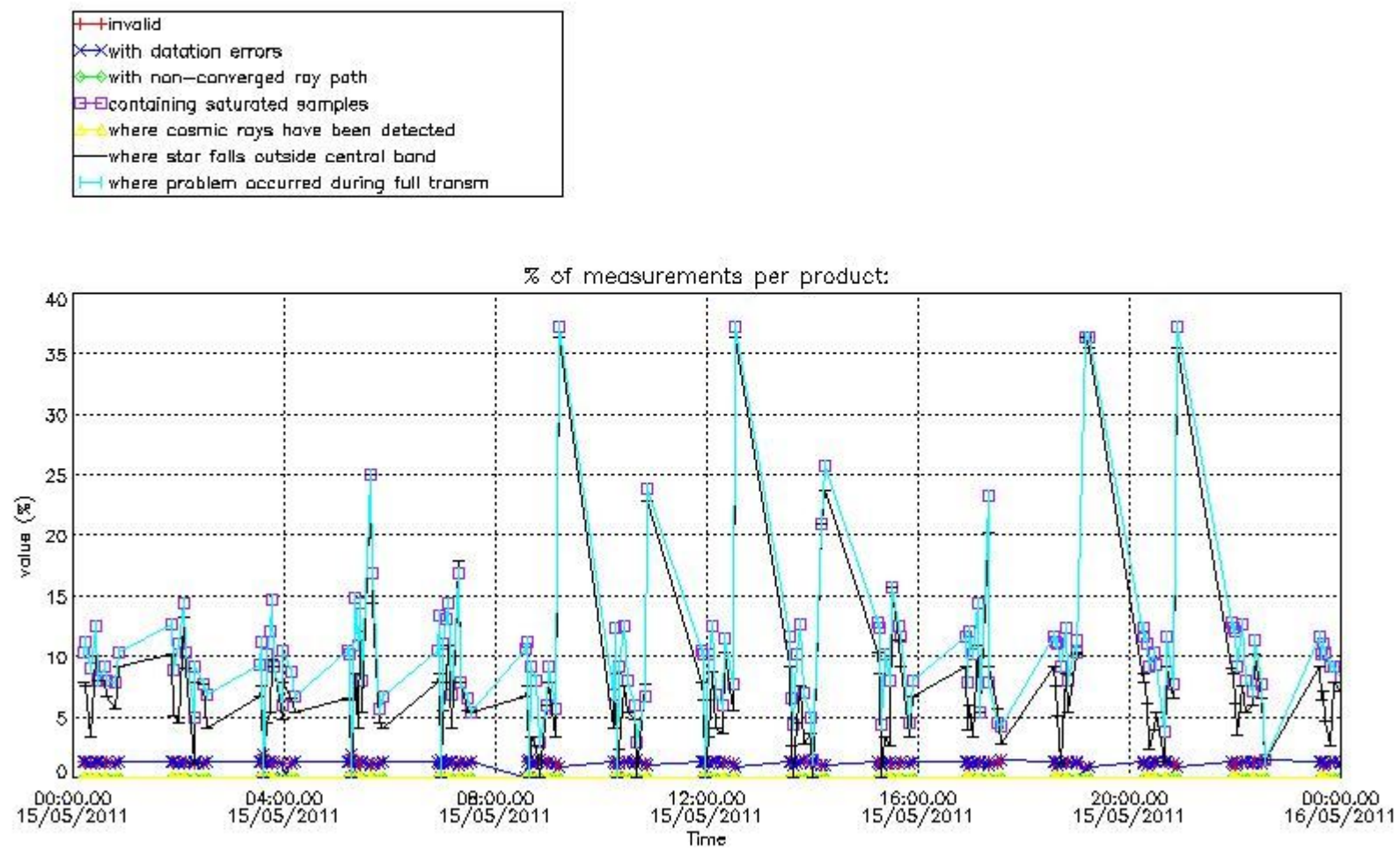
In this section it is plotted some information contained in the Quality Summary data set of the level 2 products that comes from the level 1b processing. Products without errors (error flag in the MPH set to "0") are used.

4.1 Plot quality information per product (time dependant) coming from level 1b processing

4.1.1 Plot level 1 quality information per product (time dependant): ENVISAT ASCENDING passes

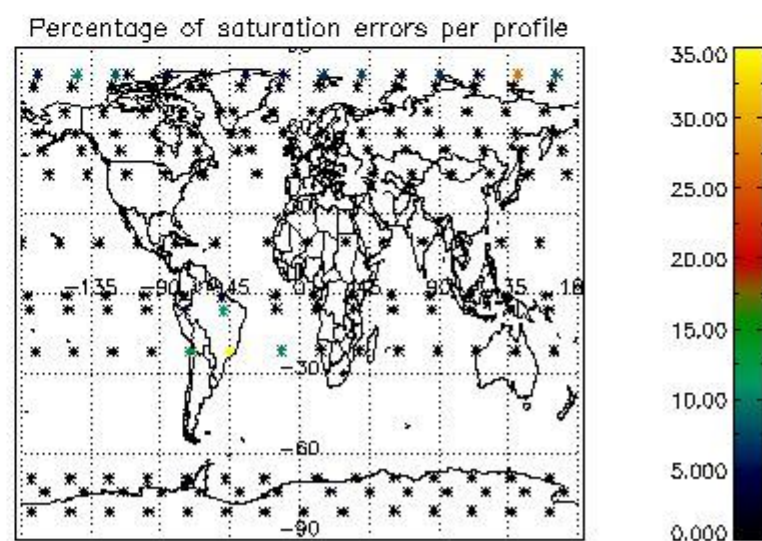
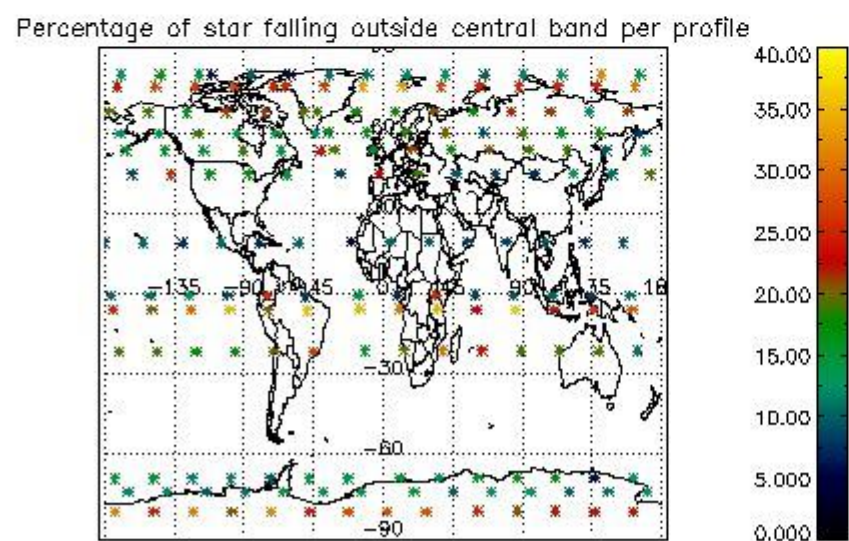
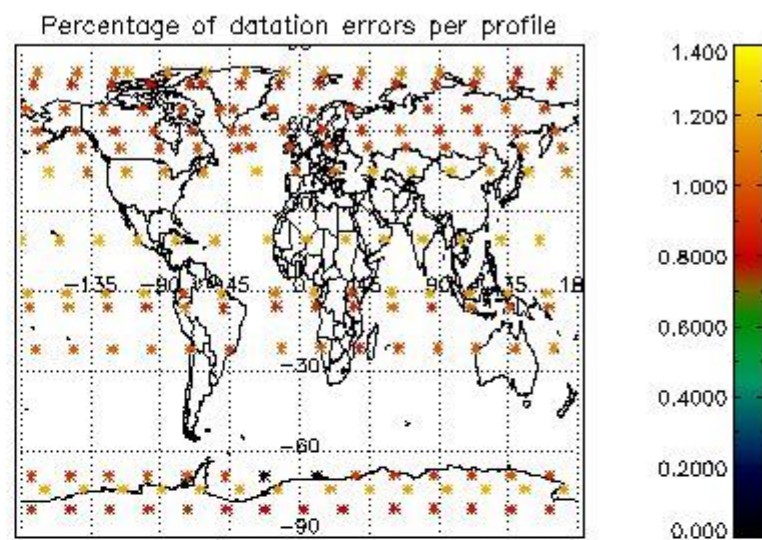
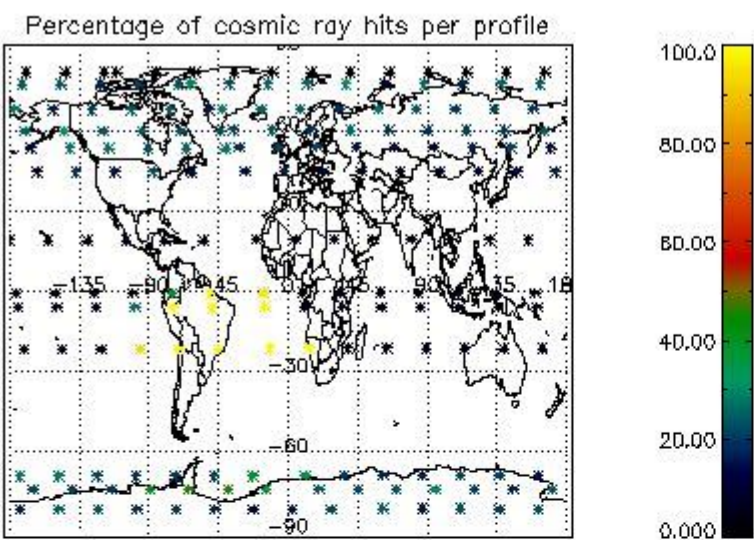


4.1.2 Plot level 1 quality information per product (time dependant): ENVI SAT DESCENDING passes

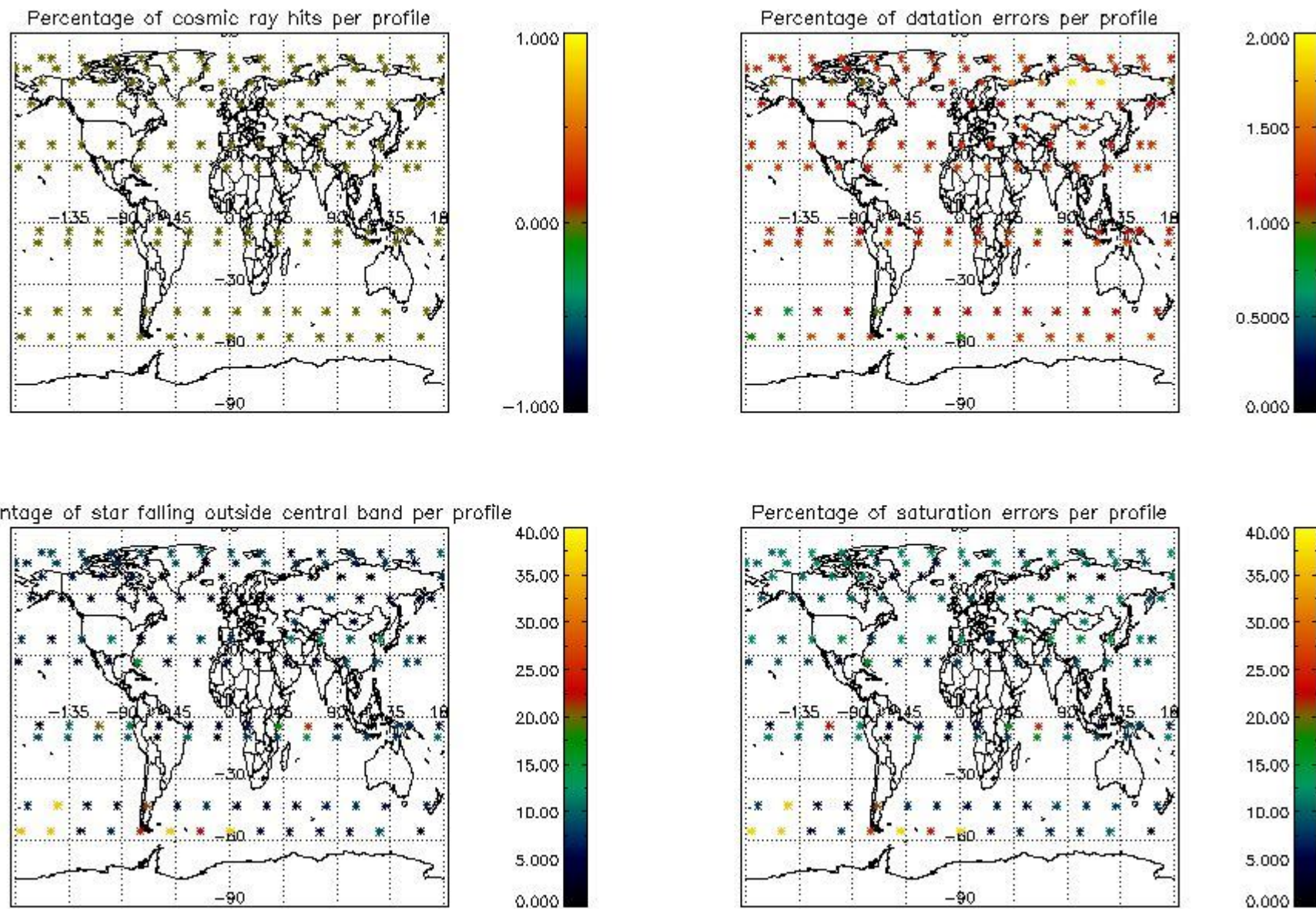


4.2 Plot quality information per product coming from level 1b processing (world map)

4.2.1 Plot level 1 quality information per product (world map): ENVISAT ASCENDING passes



4.2.2 Plot level 1 quality information per product (world map): ENVISAT DESCENDING passes



5. Trace gas profiles

5.1 Ozone statistics based on quality of products

The final quality of the products can be "measured" using the STD (Standard Deviation) attached to every point profile. This information is written to the parameter GOM_NL__2P/NL_LOCAL_SPECIES_DENSITY/o3_std of the level 2 products. The table below shows the statistics for given STD ranges.

The statistics are given with respect to the overall valid production:

- Products without fatal errors: GOM_NL__2P/MPH/PRODUCT_ERR=0
- Valid point profile: GOM_NL__2P/NL_LOCAL_SPECIES_DENSITY/pcd(0)=0

The 'Criteria' is applied to valid points of dark limb products:

- Products in dark limb illumination condition: GOM_NL__2P/NL_SUMMARY_QUALITY/obs_ill_cond=0
- Products without fatal errors: GOM_NL__2P/MPH/PRODUCT_ERR=0
- Valid point profile: GOM_NL__2P/NL_LOCAL_SPECIES_DENSITY/pcd(0)=0

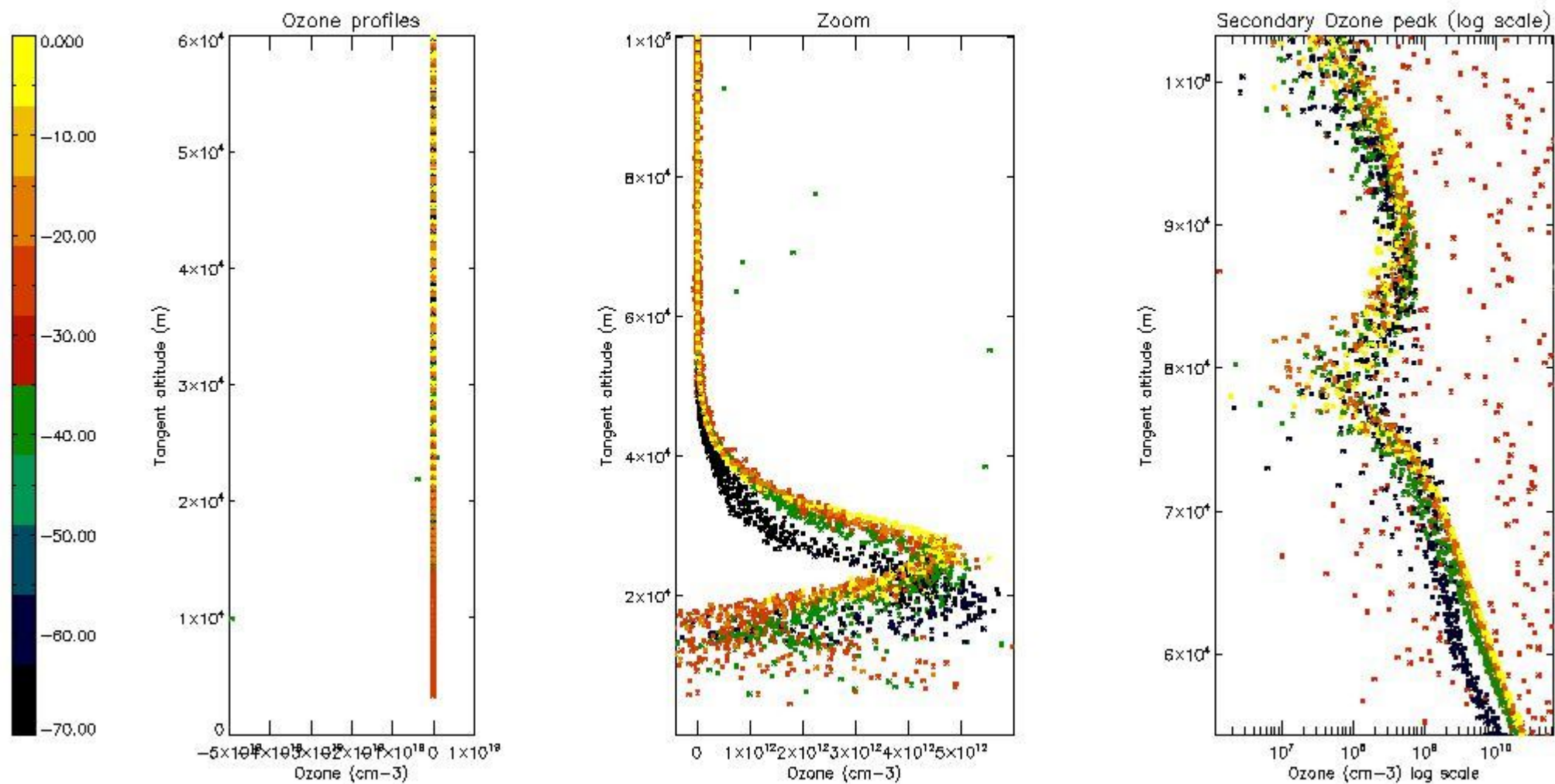
So, the table below shows the percentage of dark limb and valid observations for each criteria with respect to the overall valid daily observations.

Criteria	% of total production
All STD	22
STD < 20	11

STD < 10	8
STD < 5	5

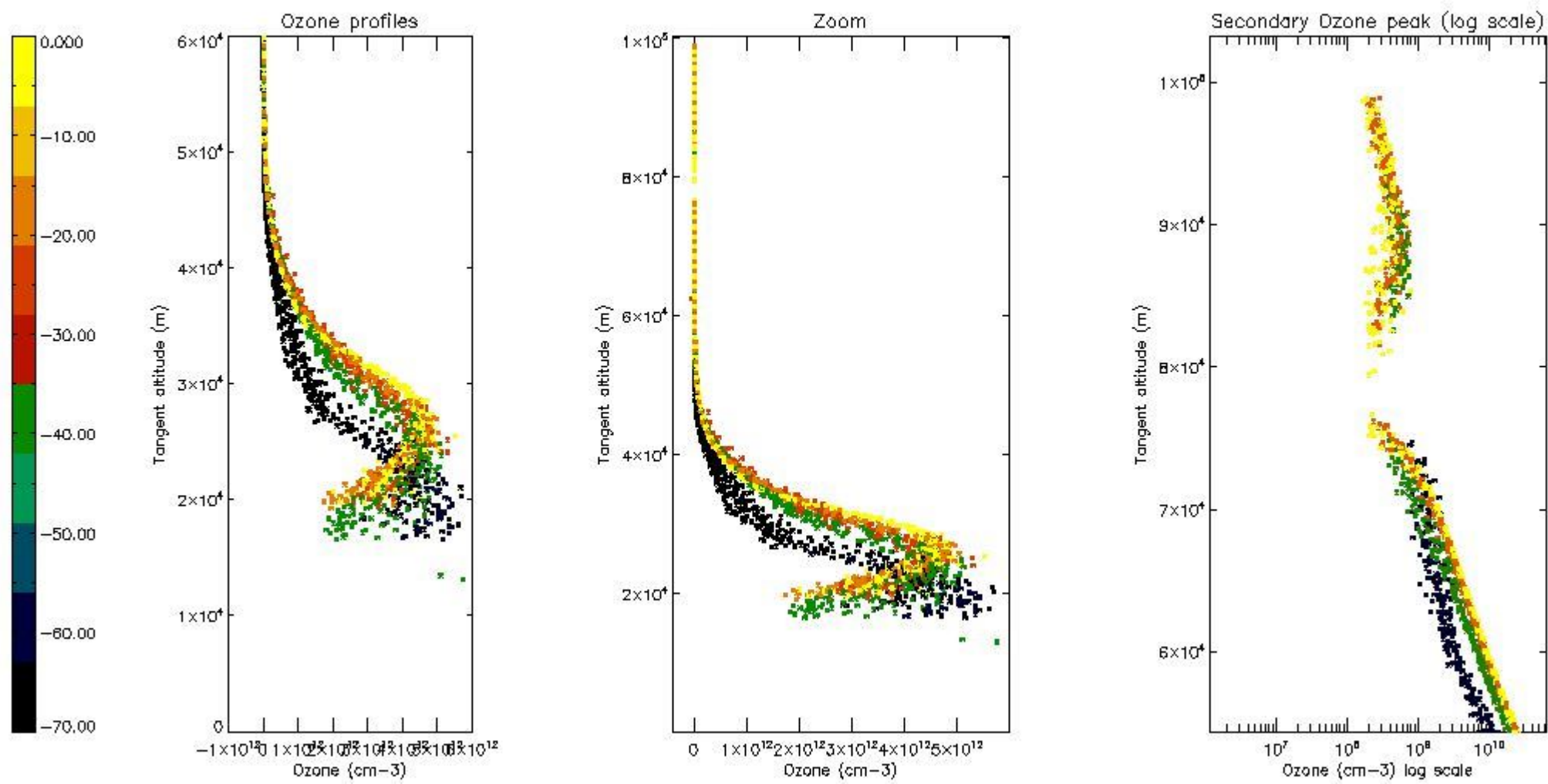
5.2 Plot ozone profiles for all STD (dark without errors)

The colorbar represents the latitude.



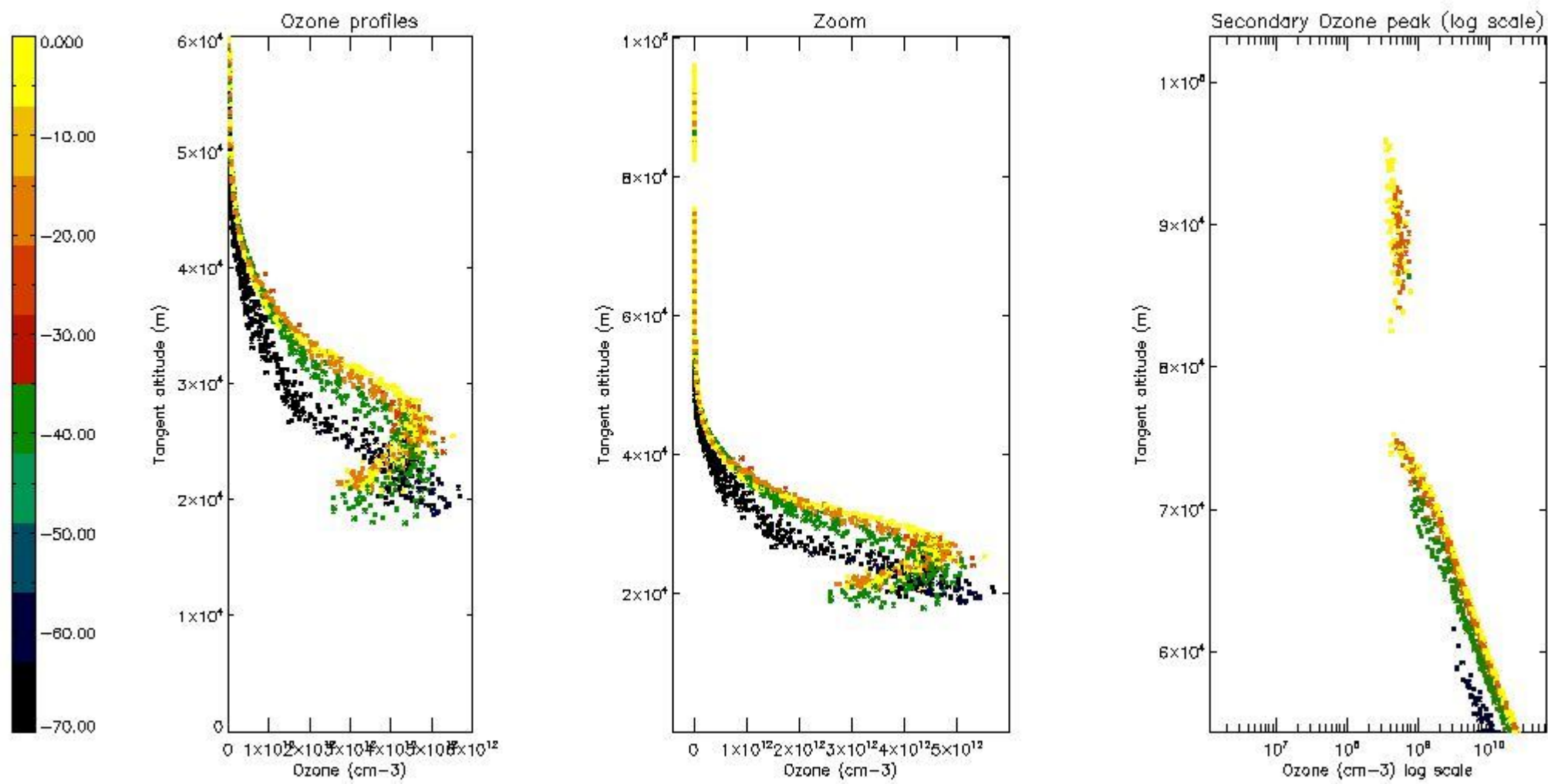
5.3 Plot ozone profiles where STD < 20% (dark without errors)

The colorbar represents the latitude.



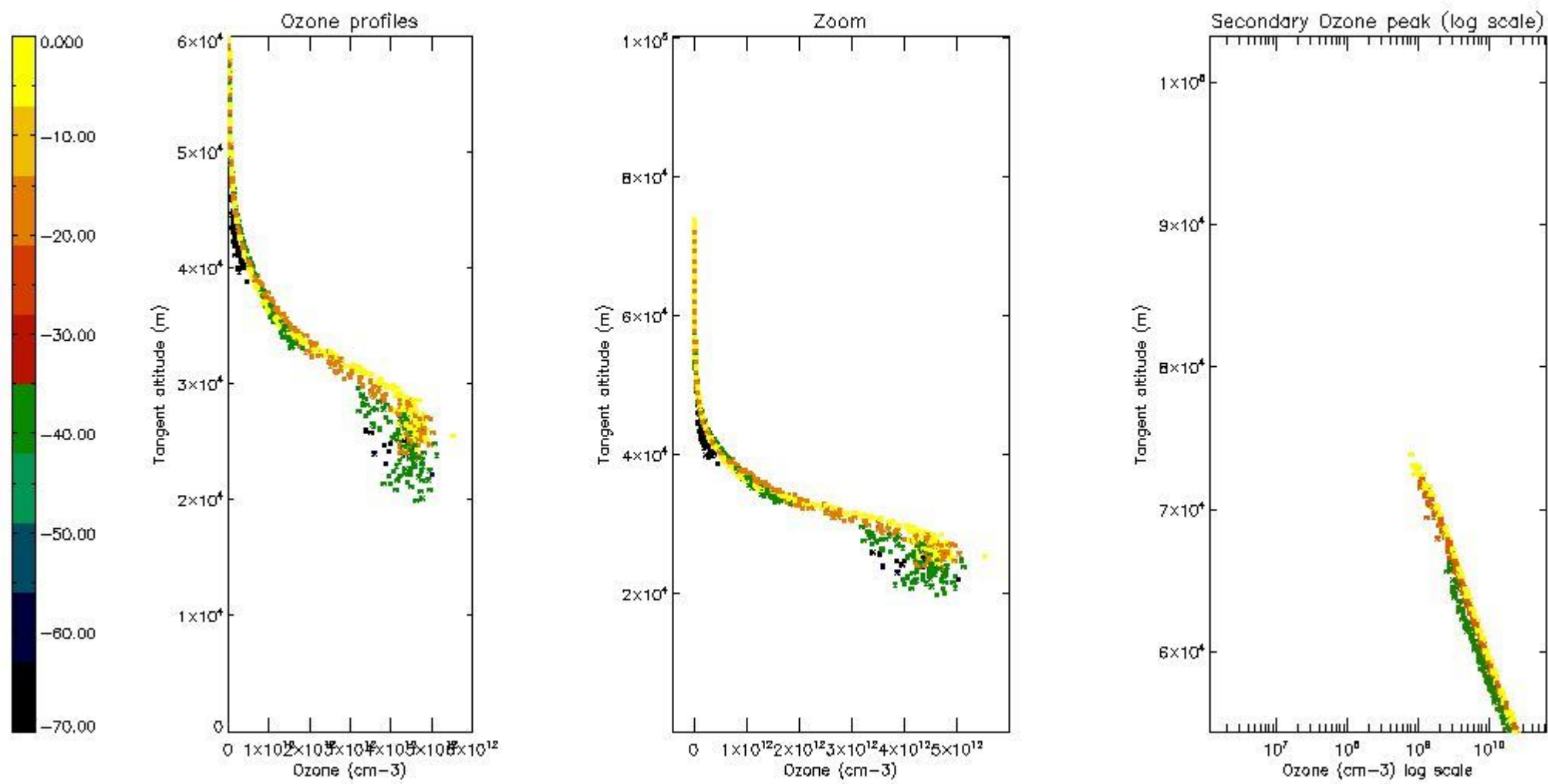
5.4 Plot ozone profiles where STD < 10% (dark without errors)

The colorbar represents the latitude.



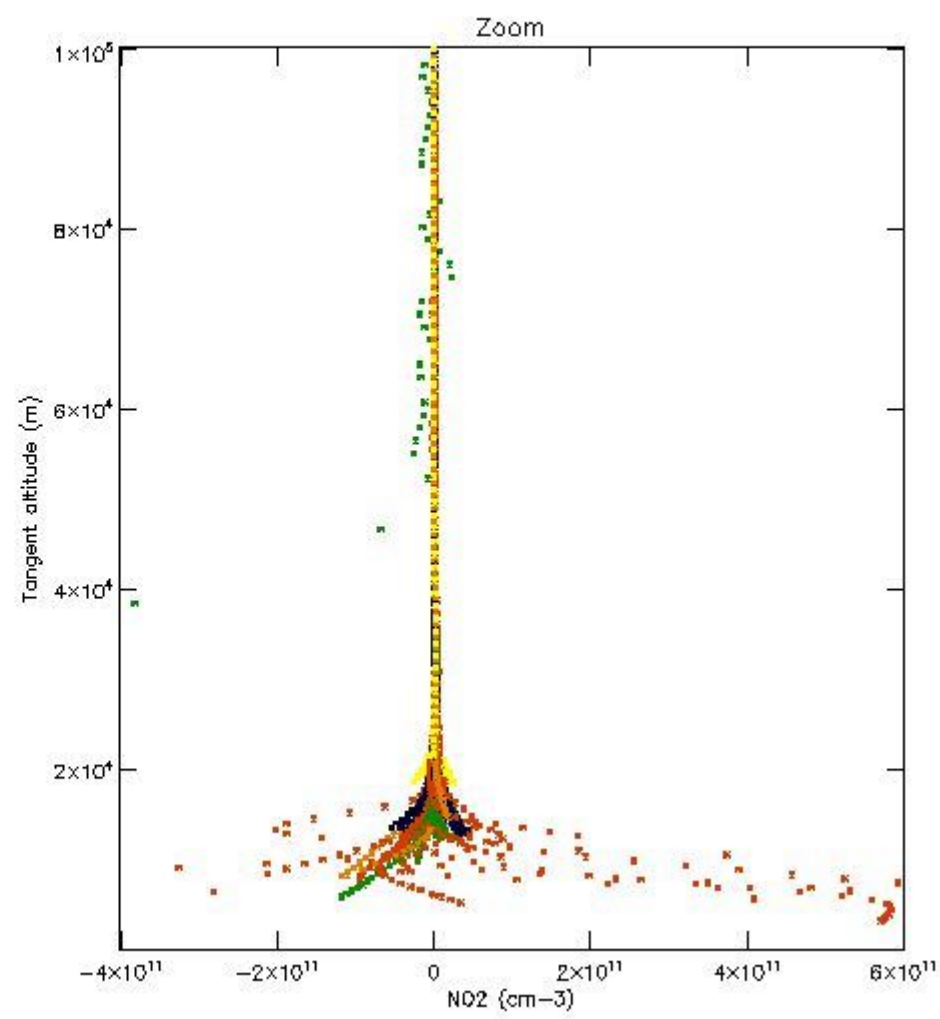
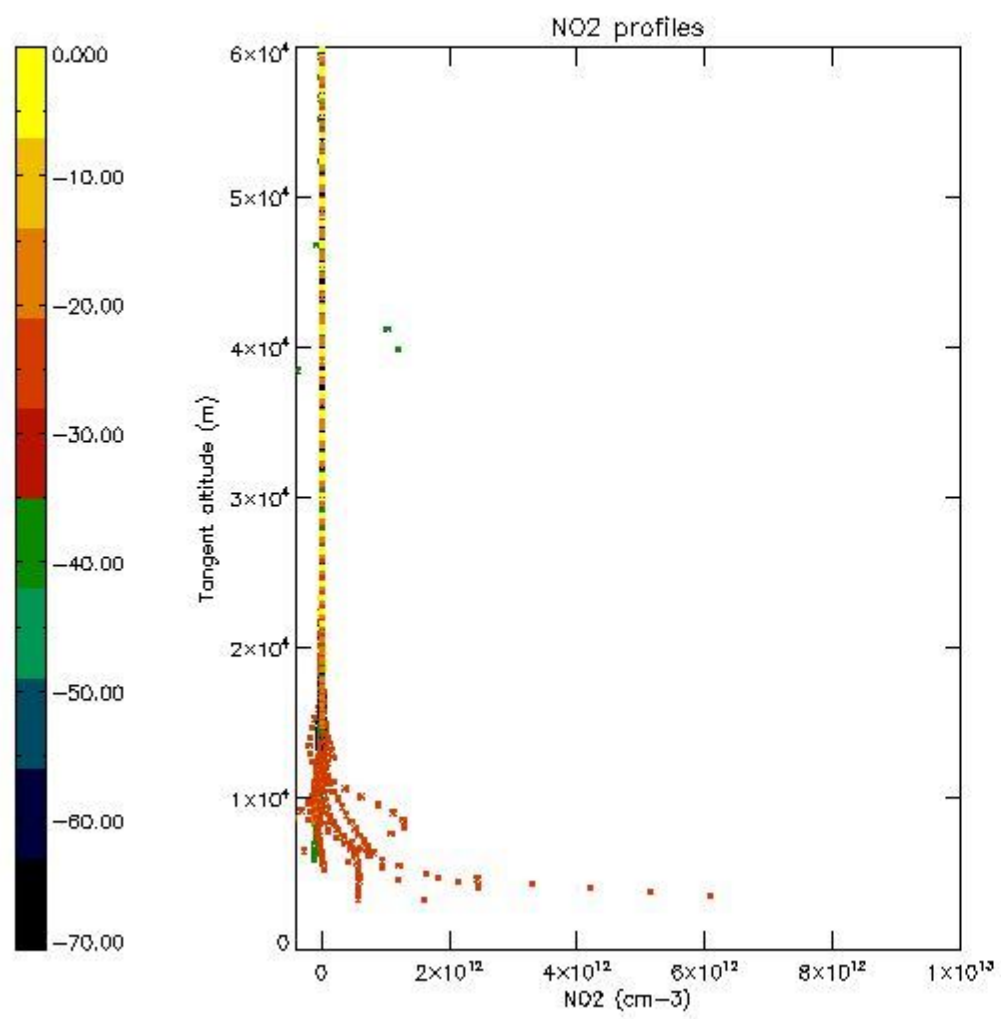
5.5 Plot ozone profiles where STD < 5% (dark without errors)

The colorbar represents the latitude.



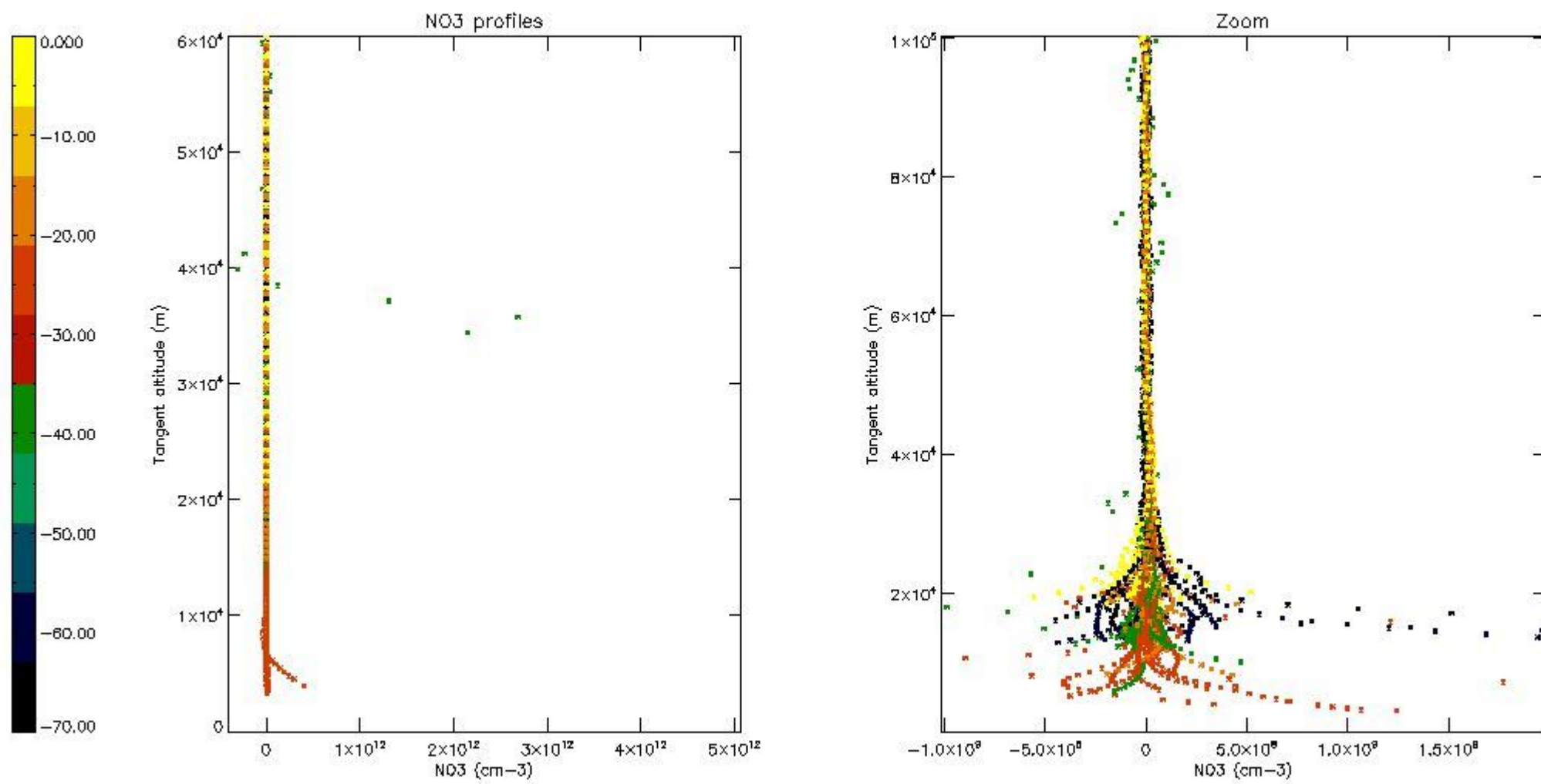
5.6 Plot NO₂ profiles for all STD (dark without errors)

The colorbar represents the latitude.



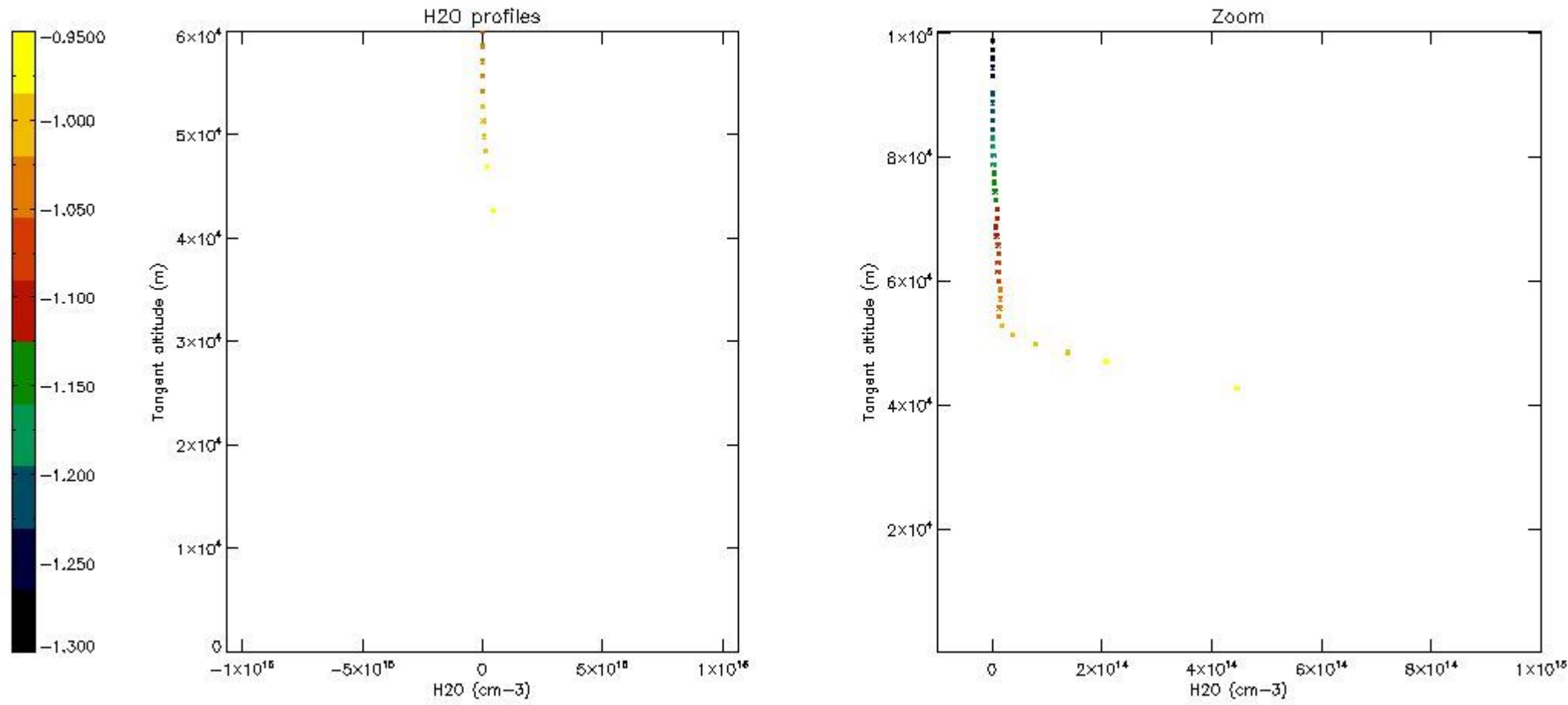
5.7 Plot NO3 profiles for all STD (dark without errors)

The colorbar represents the latitude.



5.8 Plot H2O profiles for all STD (only for occultations of stars 1,2,3,4,13,14,16,26,63 dark without errors)

The colorbar represents the latitude.



6. Auxiliary Data Files used for the production reported in section 2

The number reported in the third column indicates since which file (see list in section 2) the corresponding auxiliary file has been used. The fourth column is the date of those product files.

Type	Auxiliary Filename	Used since product	Used since product date
INST_PHYS_CHARACTERISTICS	GOM_INS_AXVIEC20091111_143220_20030716_120000_20500101_000000	1	15-MAY-2011 00:00:31
LEVEL-2_PROC_CONFIG	GOM_PR2_AXVIEC20091111_152718_20020301_000000_20500101_000000	1	15-MAY-2011 00:00:31
CROSS_SECTIONS_FILE	GOM_CRS_AXVIEC20091111_154832_20020301_000000_20500101_000000	1	15-MAY-2011 00:00:31

GOMOS Level 2 Daily Report

SUMMARY

[1. General Info](#)

[2. Summary of processed GOM_NL_2P products](#)

[3. Level 2 Quality information per product](#)

[3.1 Plot of level 2 quality information per product \(time dependant\)](#)

[3.2 Plot of level 2 quality information per product \(world map\)](#)

[4. Level 1 Quality information per product \(stored on level 2 products\)](#)

[4.1 Plot of level 1 quality information per product \(time dependant\)](#)

[4.1.1 Plot of level 1 quality information per product \(time dependant\): ASCENDING](#)

[4.1.2 Plot of level 1 quality information per product \(time dependant\): DESCENDING](#)

[4.2 Plot of level 1 quality information per product \(world map\)](#)

[4.2.1 Plot of level 1 quality information per product \(world map\): ASCENDING](#)

[4.2.2 Plot of level 1 quality information per product \(world map\): DESCENDING](#)

[5. Ozone profiles based on quality statistics and other trace gas profiles](#)

[5.1 Ozone statistics based on quality of products](#)

[5.2 Plot ozone profiles for all STD \(dark without errors\)](#)

[5.3 Plot ozone profiles where STD < 20% \(dark without errors\)](#)

[5.4. Plot ozone profiles where STD < 10% \(dark without errors\)](#)

[5.5. Plot ozone profiles where STD < 5% \(dark without errors\)](#)

[5.6 Plot NO2 profiles for all STD \(dark without errors\)](#)

[5.7 Plot NO3 profiles for all STD \(dark without errors\)](#)

[5.8 Plot H2O profiles \(only for occultations of stars 1,2,3,4,13,14,16,26,63 dark without errors\) for all STD](#)

[6. Auxiliary Data Files used for the production reported in section 2](#)

This report presents the daily analysis on parameters extracted from GOMOS level 2 data (GOM_NL__2P). It is intended to monitor some important parameters that will impact the quality of these products. A list of level 2 products (and content) that have arrived during the reporting day to the PCF is also given.

Item	Value
Time of report generation	24APR2013 13:38:18
Data source version	GOMOS/6.01
Start time of products	15-05-2011 (15MAY2011 00:00:00)
Stop time of products	16-05-2011 (16MAY2011 00:00:00)
Store outputs in DB	Yes
Nb of level 2 prods	336
Nb of prods with errors	1

2. Summary of processed GOM_NL__2P products.

Nr	Filename	UTC Start time	Limb	Duration	Star Id	Star Name	Star Mag	Star Temp	Nb Meas	Orbit	Prod. error
1	GOM_NL__2PRFIN20110515_000031_00000563102_00275_48134_7404.N1	15-MAY-2011 00:00:31	Straylight	56.000	40	The Sco	1.8590	7100.0	112	48134	No
2	GOM_NL__2PRFIN20110515_000222_00000533102_00275_48134_7405.N1	15-MAY-2011 00:02:22	Straylight	53.000	25	35Lam Sco	1.6200	28000.	106	48134	No
3	GOM_NL__2PRFIN20110515_000443_00000543102_00275_48134_7406.N1	15-MAY-2011 00:04:43	Twilight	53.500	75	26Eps Sco	2.2910	4250.0	107	48134	No
4	GOM_NL__2PRFIN20110515_000749_00000583102_00275_48134_7407.N1	15-MAY-2011 00:07:49	Twilight	58.000	16	21Alp Sco	1.0200	3000.0	116	48134	No
5	GOM_NL__2PRFIN20110515_001026_00000493102_00275_48134_7408.N1	15-MAY-2011 00:10:26	Bright	48.500	97	8Bet1Sco	2.5610	30000.	97	48134	No
6	GOM_NL__2PRFIN20110515_001215_00000393102_00275_48134_7409.N1	15-MAY-2011 00:12:15	Bright	38.500	122	9Alp2Lib	2.7470	9700.0	77	48134	No
7	GOM_NL__2PRFIN20110515_001407_00000403102_00275_48134_7410.N1	15-MAY-2011 00:14:07	Bright	40.000	104	27Bet Lib	2.6140	13100.	80	48134	No
8	GOM_NL__2PRFIN20110515_001926_00000453102_00275_48134_7411.N1	15-MAY-2011 00:19:26	Bright	44.500	102	24Alp Ser	2.6000	4250.0	89	48134	No
9	GOM_NL__2PRFIN20110515_002500_00000403102_00275_48134_7412.N1	15-MAY-2011 00:25:00	Bright	40.000	83		2.3780	11000.	80	48134	No
10	GOM_NL__2PRFIN20110515_002808_00000383102_00275_48134_7413.N1	15-MAY-2011 00:28:08	Bright	37.500	180	27Gam Boo	3.0400	8000.0	75	48134	No
11	GOM_NL__2PRFIN20110515_003648_00000443102_00275_48134_7414.N1	15-MAY-2011 00:36:48	Bright	43.500	119	14Eta Dra	2.7270	4700.0	87	48134	No
12	GOM_NL__2PRFIN20110515_003818_00000383102_00275_48134_7415.N1	15-MAY-2011 00:38:18	Bright	37.500	60	7Bet UMi	2.0810	3950.0	75	48134	No
13	GOM_NL__2PRFIN20110515_004742_00000453102_00275_48134_7416.N1	15-MAY-2011 00:47:42	Bright	44.500	89	5Alp Cep	2.4510	8000.0	89	48134	No
14	GOM_NL__2PRFIN20110515_005113_00000393102_00275_48134_7417.N1	15-MAY-2011 00:51:13	Bright	38.500	74	11Bet Cas	2.2680	6600.0	77	48134	No
15	GOM_NL__2PRFIN20110515_010126_00000643102_00275_48134_7418.N1	15-MAY-2011 01:01:26	Twilight	63.500	93	53Bet Peg	2.5200	3100.0	127	48134	No
16	GOM_NL__2PRFIN20110515_010431_00000443102_00275_48134_7419.N1	15-MAY-2011 01:04:31	Twilight	43.500	140	88Gam Peg	2.8340	26000.	87	48134	No
17	GOM_NL__2PRFIN20110515_010606_00000543102_00275_48134_7420.N1	15-MAY-2011 01:06:06	Dark	53.500	90	54Alp Peg	2.4870	11000.	107	48134	No
18	GOM_NL__2PRFIN20110515_011941_00000553102_00275_48134_7421.N1	15-MAY-2011 01:19:41	Dark	54.500	18	24Alp PsA	1.1660	9700.0	109	48134	No
19	GOM_NL__2PRFIN20110515_012402_00000583102_00275_48134_7422.N1	15-MAY-2011 01:24:02	Dark	58.000	63	Bet Gru	2.1500	2800.0	116	48134	No
20	GOM_NL__2PRFIN20110515_012530_00000433102_00275_48134_7423.N1	15-MAY-2011 01:25:30	Dark	43.000	31	Alp Gru	1.7340	15200.	86	48134	No
21	GOM_NL__2PRFIN20110515_013102_00000433102_00276_48135_7494.N1	15-MAY-2011 01:31:02	Dark	43.000	45	Alp Pav	1.9400	26000.	86	48135	No
22	GOM_NL__2PRFIN20110515_013813_00000443102_00276_48135_7495.N1	15-MAY-2011 01:38:13	Straylight	44.000	141	Bet Ara	2.8400	4600.0	88	48135	No
23	GOM_NL__2PRFIN20110515_014045_00000503102_00276_48135_7496.N1	15-MAY-2011 01:40:45	Straylight	50.000	40	The Sco	1.8590	7100.0	100	48135	No
24	GOM_NL__2PRFIN20110515_014237_00000543102_00276_48135_7497.N1	15-MAY-2011 01:42:37	Straylight	54.000	25	35Lam Sco	1.6200	28000.	108	48135	No
25	GOM_NL__2PRFIN20110515_014458_00000543102_00276_48135_7498.N1	15-MAY-2011 01:44:58	Twilight	54.000	75	26Eps Sco	2.2910	4250.0	108	48135	No
26	GOM_NL__2PRFIN20110515_014804_00000613102_00276_48135_7499.N1	15-MAY-2011 01:48:04	Twilight	60.500	16	21Alp Sco	1.0200	3000.0	121	48135	No
27	GOM_NL__2PRFIN20110515_015040_00000493102_00276_48135_7500.N1	15-MAY-2011 01:50:40	Bright	49.000	97	8Bet1Sco	2.5610	30000.	98	48135	No
28	GOM_NL__2PRFIN20110515_015229_00000403102_00276_48135_7501.N1	15-MAY-2011 01:52:29	Bright	39.500	122	9Alp2Lib	2.7470	9700.0	79	48135	No
29	GOM_NL__2PRFIN20110515_015421_00000403102_00276_48135_7502.N1	15-MAY-2011 01:54:21	Bright	39.500	104	27Bet Lib	2.6140	13100.	79	48135	No
30	GOM_NL__2PRFIN20110515_015940_00000453102_00276_48135_7503.N1	15-MAY-2011 01:59:40	Bright	45.000	102	24Alp Ser	2.6000	4250.0	90	48135	No
31	GOM_NL__2PRFIN20110515_020515_00000423102_00276_48135_7504.N1	15-MAY-2011 02:05:15	Bright	41.500	83		2.3780	11000.	83	48135	No
32	GOM_NL__2PRFIN20110515_020822_00000393102_00276_48135_7505.N1	15-MAY-2011 02:08:22	Bright	39.000	180	27Gam Boo	3.0400	8000.0	78	48135	No
33	GOM_NL__2PRFIN20110515_021702_00000413102_00276_48135_7506.N1	15-MAY-2011 02:17:02	Bright	40.500	119	14Eta Dra	2.7270	4700.0	81	48135	No
34	GOM_NL__2PRFIN20110515_021832_00000383102_00276_48135_7507.N1	15-MAY-2011 02:18:32	Bright	38.000	60	7Bet UMi	2.0810	3950.0	76	48135	No
35	GOM_NL__2PRFIN20110515_022755_00000463102_00276_48135_7508.N1	15-MAY-2011 02:27:55	Bright	45.500	89	5Alp Cep	2.4510	8000.0	91	48135	No
36	GOM_NL__2PRFIN20110515_023127_00000373102_00276_48135_7509.N1	15-MAY-2011 02:31:27	Bright	36.500	74	11Bet Cas	2.2680	6600.0	73	48135	No
37	GOM_NL__2PRFIN20110515_024140_00000633102_00276_48135_7510.N1	15-MAY-2011 02:41:40	Twilight	63.000	93	53Bet Peg	2.5200	3100.0	126	48135	No
38	GOM_NL__2PRFIN20110515_024445_00000433102_00276_48135_7511.N1	15-MAY-2011 02:44:45	Twilight	43.000	140	88Gam Peg	2.8340	26000.	86	48135	No
39	GOM_NL__2PRFIN20110515_024620_00000553102_00276_48135_7512.N1	15-MAY-2011 02:46:20	Dark	55.000	90	54Alp Peg	2.4870	11000.	110	48135	No
40	GOM_NL__2PRFIN20110515_025956_00000503102_00276_48135_7513.N1	15-MAY-2011 02:59:56	Dark	50.000	18	24Alp PsA	1.1660	9700.0	100	48135	No
41	GOM_NL__2PRFIN20110515_030417_00000473102_00276_48135_7514.N1	15-MAY-2011 03:04:17	Dark	47.000	63	Bet Gru	2.1500	2800.0	94	48135	No
42	GOM_NL__2PRFIN20110515_030544_00000533102_00276_48135_7515.N1	15-MAY-2011 03:05:44	Dark	52.500	31	Alp Gru	1.7340	15200.	105	48135	No

43	GOM_NL__2PRFIN20110515_031117_000000423102_00277_48136_7511.N1	15-MAY-2011 03:11:17	Dark	42.000	45	Alp Pav	1.9400	26000.	84	48136	No
44	GOM_NL__2PRFIN20110515_031828_000000463102_00277_48136_7512.N1	15-MAY-2011 03:18:28	Straylight	46.000	141	Bet Ara	2.8400	4600.0	92	48136	No
45	GOM_NL__2PRFIN20110515_032100_000000533102_00277_48136_7513.N1	15-MAY-2011 03:21:00	Straylight	53.000	40	The Sco	1.8590	7100.0	106	48136	No
46	GOM_NL__2PRFIN20110515_032251_000000543102_00277_48136_7514.N1	15-MAY-2011 03:22:51	Straylight	54.000	25	35Lam Sco	1.6200	28000.	108	48136	No
47	GOM_NL__2PRFIN20110515_032512_000000543102_00277_48136_7515.N1	15-MAY-2011 03:25:12	Tw_i_and_stray	54.000	75	26Eps Sco	2.2910	4250.0	108	48136	No
48	GOM_NL__2PRFIN20110515_032818_000000583102_00277_48136_7516.N1	15-MAY-2011 03:28:18	Tw_i_and_stray	58.000	16	21Alp Sco	1.0200	3000.0	116	48136	No
49	GOM_NL__2PRFIN20110515_033055_000000473102_00277_48136_7517.N1	15-MAY-2011 03:30:55	Bright	47.000	97	8Bet1Sco	2.5610	30000.	94	48136	No
50	GOM_NL__2PRFIN20110515_033244_000000383102_00277_48136_7518.N1	15-MAY-2011 03:32:44	Bright	37.500	122	9Alp2Lib	2.7470	9700.0	75	48136	No
51	GOM_NL__2PRFIN20110515_033435_000000403102_00277_48136_7519.N1	15-MAY-2011 03:34:35	Bright	40.000	104	27Bet Lib	2.6140	13100.	80	48136	No
52	GOM_NL__2PRFIN20110515_033643_000000263102_00277_48136_7520.N1	15-MAY-2011 03:36:43	Tw_i_and_stray	26.000	120	1Del Oph	2.7340	3200.0	52	48136	No
53	GOM_NL__2PRFIN20110515_033954_000000453102_00277_48136_7521.N1	15-MAY-2011 03:39:54	Bright	44.500	102	24Alp Ser	2.6000	4250.0	89	48136	No
54	GOM_NL__2PRFIN20110515_034300_000000383102_00277_48136_7522.N1	15-MAY-2011 03:43:00	Bright	37.500	3	16Alp Boo	-0.050000	4250.0	75	48136	No
55	GOM_NL__2PRFIN20110515_034528_000000413102_00277_48136_7523.N1	15-MAY-2011 03:45:28	Bright	41.000	83		2.3780	11000.	82	48136	No
56	GOM_NL__2PRFIN20110515_034836_000000393102_00277_48136_7524.N1	15-MAY-2011 03:48:36	Bright	38.500	180	27Gam Boo	3.0400	8000.0	77	48136	No
57	GOM_NL__2PRFIN20110515_035715_000000423102_00277_48136_7525.N1	15-MAY-2011 03:57:15	Bright	41.500	119	14Eta Dra	2.7270	4700.0	83	48136	No
58	GOM_NL__2PRFIN20110515_035846_000000383102_00277_48136_7526.N1	15-MAY-2011 03:58:46	Bright	38.000	60	7Bet UMi	2.0810	3950.0	76	48136	No
59	GOM_NL__2PRFIN20110515_040809_000000463102_00277_48136_7527.N1	15-MAY-2011 04:08:09	Bright	45.500	89	5Alp Cep	2.4510	8000.0	91	48136	No
60	GOM_NL__2PRFIN20110515_041141_000000373102_00277_48136_7528.N1	15-MAY-2011 04:11:41	Bright	37.000	74	11Bet Cas	2.2680	6600.0	74	48136	No
61	GOM_NL__2PRFIN20110515_042154_000000633102_00277_48136_7529.N1	15-MAY-2011 04:21:54	Tw_i_and_stray	63.000	93	53Bet Peg	2.5200	3100.0	126	48136	No
62	GOM_NL__2PRFIN20110515_042459_000000433102_00277_48136_7530.N1	15-MAY-2011 04:24:59	Twilight	42.500	140	88Gam Peg	2.8340	26000.	85	48136	No
63	GOM_NL__2PRFIN20110515_042635_000000513102_00277_48136_7531.N1	15-MAY-2011 04:26:35	Dark	51.000	90	54Alp Peg	2.4870	11000.	102	48136	No
64	GOM_NL__2PRFIN20110515_044010_000000493102_00277_48136_7532.N1	15-MAY-2011 04:40:10	Dark	49.000	18	24Alp PsA	1.1660	9700.0	98	48136	No
65	GOM_NL__2PRFIN20110515_044431_000000583102_00277_48136_7533.N1	15-MAY-2011 04:44:31	Dark	57.500	63	Bet Gru	2.1500	2800.0	115	48136	No
66	GOM_NL__2PRFIN20110515_044559_000000433102_00277_48136_7534.N1	15-MAY-2011 04:45:59	Dark	42.500	31	Alp Gru	1.7340	15200.	85	48136	No
67	GOM_NL__2PRFIN20110515_045132_000000433102_00278_48137_7520.N1	15-MAY-2011 04:51:32	Dark	42.500	45	Alp Pav	1.9400	26000.	85	48137	No
68	GOM_NL__2PRFIN20110515_045842_000000453102_00278_48137_7521.N1	15-MAY-2011 04:58:42	Straylight	45.000	141	Bet Ara	2.8400	4600.0	90	48137	No
69	GOM_NL__2PRFIN20110515_050115_000000503102_00278_48137_7522.N1	15-MAY-2011 05:01:15	Straylight	50.000	40	The Sco	1.8590	7100.0	100	48137	No
70	GOM_NL__2PRFIN20110515_050306_000000573102_00278_48137_7523.N1	15-MAY-2011 05:03:06	Straylight	56.500	25	35Lam Sco	1.6200	28000.	113	48137	No
71	GOM_NL__2PRFIN20110515_050527_000000523102_00278_48137_7524.N1	15-MAY-2011 05:05:27	Tw_i_and_stray	51.500	75	26Eps Sco	2.2910	4250.0	103	48137	No
72	GOM_NL__2PRFIN20110515_050832_000000593102_00278_48137_7525.N1	15-MAY-2011 05:08:32	Tw_i_and_stray	59.000	16	21Alp Sco	1.0200	3000.0	118	48137	No
73	GOM_NL__2PRFIN20110515_051109_000000493102_00278_48137_7526.N1	15-MAY-2011 05:11:09	Bright	48.500	97	8Bet1Sco	2.5610	30000.	97	48137	No
74	GOM_NL__2PRFIN20110515_051258_000000383102_00278_48137_7527.N1	15-MAY-2011 05:12:58	Bright	38.000	122	9Alp2Lib	2.7470	9700.0	76	48137	No
75	GOM_NL__2PRFIN20110515_051449_000000403102_00278_48137_7528.N1	15-MAY-2011 05:14:49	Bright	39.500	104	27Bet Lib	2.6140	13100.	79	48137	No
76	GOM_NL__2PRFIN20110515_051657_000000263102_00278_48137_7529.N1	15-MAY-2011 05:16:57	Tw_i_and_stray	26.000	120	1Del Oph	2.7340	3200.0	52	48137	No
77	GOM_NL__2PRFIN20110515_052008_000000473102_00278_48137_7530.N1	15-MAY-2011 05:20:08	Bright	47.000	102	24Alp Ser	2.6000	4250.0	94	48137	No
78	GOM_NL__2PRFIN20110515_052314_000000373102_00278_48137_7531.N1	15-MAY-2011 05:23:14	Bright	36.500	3	16Alp Boo	-0.050000	4250.0	73	48137	No
79	GOM_NL__2PRFIN20110515_052542_000000423102_00278_48137_7532.N1	15-MAY-2011 05:25:42	Bright	41.500	83		2.3780	11000.	83	48137	No
80	GOM_NL__2PRFIN20110515_052850_000000383102_00278_48137_7533.N1	15-MAY-2011 05:28:50	Bright	37.500	180	27Gam Boo	3.0400	8000.0	75	48137	No
81	GOM_NL__2PRFIN20110515_053729_000000523102_00278_48137_7534.N1	15-MAY-2011 05:37:29	Bright	52.000	119	14Eta Dra	2.7270	4700.0	104	48137	No
82	GOM_NL__2PRFIN20110515_053900_000000423102_00278_48137_7535.N1	15-MAY-2011 05:39:00	Bright	41.500	60	7Bet UMi	2.0810	3950.0	83	48137	No
83	GOM_NL__2PRFIN20110515_054822_000000453102_00278_48137_7536.N1	15-MAY-2011 05:48:22	Bright	44.500	89	5Alp Cep	2.4510	8000.0	89	48137	No
84	GOM_NL__2PRFIN20110515_055155_000000373102_00278_48137_7537.N1	15-MAY-2011 05:51:55	Bright	37.000	74	11Bet Cas	2.2680	6600.0	74	48137	No
85	GOM_NL__2PRFIN20110515_060208_000000603102_00278_48137_7538.N1	15-MAY-2011 06:02:08	Tw_i_and_stray	60.000	93	53Bet Peg	2.5200	3100.0	120	48137	No
86	GOM_NL__2PRFIN20110515_060514_000000423102_00278_48137_7539.N1	15-MAY-2011 06:05:14	Twilight	41.500	140	88Gam Peg	2.8340	26000.	83	48137	No
87	GOM_NL__2PRFIN20110515_060649_000000533102_00278_48137_7540.N1	15-MAY-2011 06:06:49	Dark	52.500	90	54Alp Peg	2.4870	11000.	105	48137	No
88	GOM_NL__2PRFIN20110515_062025_000000493102_00278_48137_7541.N1	15-MAY-2011 06:20:25	Dark	48.500	18	24Alp PsA	1.1660	9700.0	97	48137	No
89	GOM_NL__2PRFIN20110515_062446_000000533102_00278_48137_7542.N1	15-MAY-2011 06:24:46	Dark	52.500	63	Bet Gru	2.1500	2800.0	105	48137	No
90	GOM_NL__2PRFIN20110515_062614_000000453102_00278_48137_7543.N1	15-MAY-2011 06:26:14	Dark	44.500	31	Alp Gru	1.7340	15200.	89	48137	No
91	GOM_NL__2PRFIN20110515_063147_000000413102_00279_48138_7562.N1	15-MAY-2011 06:31:47	Dark	40.500	45	Alp Pav	1.9400	26000.	81	48138	No
92	GOM_NL__2PRFIN20110515_063857_000000503102_00279_48138_7563.N1	15-MAY-2011 06:38:57	Straylight	49.500	141	Bet Ara	2.8400	4600.0	99	48138	No
93	GOM_NL__2PRFIN20110515_064129_000000523102_00279_48138_7564.N1	15-MAY-2011 06:41:29	Straylight	51.500	40	The Sco	1.8590	7100.0	103	48138	No
94	GOM_NL__2PRFIN20110515_064321_000000533102_00279_48138_7565.N1	15-MAY-2011 06:43:21	Straylight	53.000	25	35Lam Sco	1.6200	28000.	106	48138	No
95	GOM_NL__2PRFIN20110515_064541_000000533102_00279_48138_7566.N1	15-MAY-2011 06:45:41	Tw_i_and_stray	53.000	75	26Eps Sco	2.2910	4250.0	106	48138	No
96	GOM_NL__2PRFIN20110515_064847_000000553102_00279_48138_7567.N1	15-MAY-2011 06:48:47	Tw_i_and_stray	55.000	16	21Alp Sco	1.0200	3000.0	110	48138	No
97	GOM_NL__2PRFIN20110515_065123_000000603102_00279_48138_7568.N1	15-MAY-2011 06:51:23	Bright	60.000	97	8Bet1Sco	2.5610	30000.	120	48138	No
98	GOM_NL__2PRFIN20110515_065312_000000383102_00279_48138_7569.N1	15-MAY-2011 06:53:12	Bright	38.000	122	9Alp2Lib	2.7470	9700.0	76	48138	No
99	GOM_NL__2PRFIN20110515_065503_000000413102_00279_48138_7570.N1	15-MAY-2011 06:55:03	Bright	41.000	104	27Bet Lib	2.6140	13100.	82	48138	No
100	GOM_NL__2PRFIN20110515_065711_000000333102_00279_48138_7571.N1	15-MAY-2011 06:57:11	Tw_i_and_stray	33.000	120	1Del Oph	2.7340	3200.0	66	48138	No
101	GOM_NL__2PRFIN20110515_070021_000000453102_00279_48138_7572.N1	15-MAY-2011 07:00:21	Bright	45.000	102	24Alp Ser	2.6000	4250.0	90	48138	No

102	GOM_NL__2PRFIN20110515_070328_000000383102_00279_48138_7573.N1	15-MAY-2011 07:03:28	Bright	38.000	3	16Alp Boo	-0.050000	4250.0	76	48138	No
103	GOM_NL__2PRFIN20110515_070556_000000423102_00279_48138_7574.N1	15-MAY-2011 07:05:56	Bright	41.500	83		2.3780	11000.	83	48138	No
104	GOM_NL__2PRFIN20110515_070904_000000373102_00279_48138_7575.N1	15-MAY-2011 07:09:04	Bright	36.500	180	27Gam Boo	3.0400	8000.0	73	48138	No
105	GOM_NL__2PRFIN20110515_071743_000000483102_00279_48138_7576.N1	15-MAY-2011 07:17:43	Bright	47.500	119	14Eta Dra	2.7270	4700.0	95	48138	No
106	GOM_NL__2PRFIN20110515_071914_000000383102_00279_48138_7577.N1	15-MAY-2011 07:19:14	Bright	38.000	60	7Bet UMi	2.0810	3950.0	76	48138	No
107	GOM_NL__2PRFIN20110515_072836_000000463102_00279_48138_7578.N1	15-MAY-2011 07:28:36	Bright	45.500	89	5Alp Cep	2.4510	8000.0	91	48138	No
108	GOM_NL__2PRFIN20110515_073209_000000373102_00279_48138_7579.N1	15-MAY-2011 07:32:09	Bright	37.000	74	11Bet Cas	2.2680	6600.0	74	48138	No
109	GOM_NL__2PRFIN20110515_074223_000000683102_00279_48138_7580.N1	15-MAY-2011 07:42:23	Twilight	67.500	93	53Bet Peg	2.5200	3100.0	135	48138	No
110	GOM_NL__2PRFIN20110515_074528_000000423102_00279_48138_7581.N1	15-MAY-2011 07:45:28	Twilight	41.500	140	88Gam Peg	2.8340	26000.	83	48138	No
111	GOM_NL__2PRFIN20110515_074704_000000533102_00279_48138_7582.N1	15-MAY-2011 07:47:04	Dark	53.000	90	54Alp Peg	2.4870	11000.	106	48138	No
112	GOM_NL__2PRFIN20110515_080040_000000503102_00279_48138_7583.N1	15-MAY-2011 08:00:40	Dark	49.500	18	24Alp PsA	1.1660	9700.0	99	48138	No
113	GOM_NL__2PRFIN20110515_080501_000000473102_00279_48138_7584.N1	15-MAY-2011 08:05:01	Dark	46.500	63	Bet Gru	2.1500	2800.0	93	48138	No
114	GOM_NL__2PRFIN20110515_080629_000000443102_00279_48138_7585.N1	15-MAY-2011 08:06:29	Dark	43.500	31	Alp Gru	1.7340	15200.	87	48138	No
115	GOM_NL__2PRFIN20110515_081201_000000433102_00280_48139_7585.N1	15-MAY-2011 08:12:01	Dark	43.000	45	Alp Pav	1.9400	26000.	86	48139	No
116	GOM_NL__2PRFIN20110515_081912_000000413102_00280_48139_7586.N1	15-MAY-2011 08:19:12	Straylight	41.000	141	Bet Ara	2.8400	4600.0	82	48139	No
117	GOM_NL__2PRFIN20110515_082144_000000513102_00280_48139_7587.N1	15-MAY-2011 08:21:44	Straylight	51.000	40	The Sco	1.8590	7100.0	102	48139	No
118	GOM_NL__2PRFIN20110515_082335_000000523102_00280_48139_7588.N1	15-MAY-2011 08:23:35	Straylight	52.000	25	35Lam Sco	1.6200	28000.	104	48139	No
119	GOM_NL__2PRFIN20110515_082556_000000523102_00280_48139_7589.N1	15-MAY-2011 08:25:56	Twilight	52.000	75	26Eps Sco	2.2910	4250.0	104	48139	No
120	GOM_NL__2PRFIN20110515_082901_000000623102_00280_48139_7590.N1	15-MAY-2011 08:29:01	Twilight	62.000	16	21Alp Sco	1.0200	3000.0	124	48139	No
121	GOM_NL__2PRFIN20110515_083137_000000463102_00280_48139_7591.N1	15-MAY-2011 08:31:37	Bright	46.000	97	8Bet1Sco	2.5610	30000.	92	48139	No
122	GOM_NL__2PRFIN20110515_083326_000000383102_00280_48139_7592.N1	15-MAY-2011 08:33:26	Bright	37.500	122	9Alp2Lib	2.7470	9700.0	75	48139	No
123	GOM_NL__2PRFIN20110515_083517_000000403102_00280_48139_7593.N1	15-MAY-2011 08:35:17	Bright	40.000	104	27Bet Lib	2.6140	13100.	80	48139	No
124	GOM_NL__2PRFIN20110515_083725_000000333102_00280_48139_7594.N1	15-MAY-2011 08:37:25	Twilight	33.000	120	1Del Oph	2.7340	3200.0	66	48139	No
125	GOM_NL__2PRFIN20110515_084035_000000443102_00280_48139_7595.N1	15-MAY-2011 08:40:35	Bright	44.000	102	24Alp Ser	2.6000	4250.0	88	48139	No
126	GOM_NL__2PRFIN20110515_084351_000000323102_00280_48139_7596.N1	15-MAY-2011 08:43:51	Dark	32.000	3	16Alp Boo	-0.050000	4250.0	64	48139	Yes
127	GOM_NL__2PRFIN20110515_084610_000000383102_00280_48139_7597.N1	15-MAY-2011 08:46:10	Bright	37.500	83		2.3780	11000.	75	48139	No
128	GOM_NL__2PRFIN20110515_084918_000000353102_00280_48139_7598.N1	15-MAY-2011 08:49:18	Bright	35.000	180	27Gam Boo	3.0400	8000.0	70	48139	No
129	GOM_NL__2PRFIN20110515_085756_000000423102_00280_48139_7599.N1	15-MAY-2011 08:57:56	Bright	41.500	119	14Eta Dra	2.7270	4700.0	83	48139	No
130	GOM_NL__2PRFIN20110515_085928_000000383102_00280_48139_7600.N1	15-MAY-2011 08:59:28	Bright	38.000	60	7Bet UMi	2.0810	3950.0	76	48139	No
131	GOM_NL__2PRFIN20110515_090849_000000453102_00280_48139_7601.N1	15-MAY-2011 09:08:49	Bright	44.500	89	5Alp Cep	2.4510	8000.0	89	48139	No
132	GOM_NL__2PRFIN20110515_091223_000000553102_00280_48139_7602.N1	15-MAY-2011 09:12:23	Bright	55.000	74	11Bet Cas	2.2680	6600.0	110	48139	No
133	GOM_NL__2PRFIN20110515_092237_000000583102_00280_48139_7603.N1	15-MAY-2011 09:22:37	Twilight	58.000	93	53Bet Peg	2.5200	3100.0	116	48139	No
134	GOM_NL__2PRFIN20110515_092542_000000423102_00280_48139_7604.N1	15-MAY-2011 09:25:42	Twilight	42.000	140	88Gam Peg	2.8340	26000.	84	48139	No
135	GOM_NL__2PRFIN20110515_092719_000000563102_00280_48139_7605.N1	15-MAY-2011 09:27:19	Dark	55.500	90	54Alp Peg	2.4870	11000.	111	48139	No
136	GOM_NL__2PRFIN20110515_094055_000000503102_00280_48139_7606.N1	15-MAY-2011 09:40:55	Dark	49.500	18	24Alp PsA	1.1660	9700.0	99	48139	No
137	GOM_NL__2PRFIN20110515_094516_000000503102_00280_48139_7607.N1	15-MAY-2011 09:45:16	Dark	50.000	63	Bet Gru	2.1500	2800.0	100	48139	No
138	GOM_NL__2PRFIN20110515_094644_000000433102_00280_48139_7608.N1	15-MAY-2011 09:46:44	Dark	43.000	31	Alp Gru	1.7340	15200.	86	48139	No
139	GOM_NL__2PRFIN20110515_095216_000000423102_00281_48140_7880.N1	15-MAY-2011 09:52:16	Dark	41.500	45	Alp Pav	1.9400	26000.	83	48140	No
140	GOM_NL__2PRFIN20110515_095926_000000473102_00281_48140_7881.N1	15-MAY-2011 09:59:26	Straylight	46.500	141	Bet Ara	2.8400	4600.0	93	48140	No
141	GOM_NL__2PRFIN20110515_100159_000000503102_00281_48140_7882.N1	15-MAY-2011 10:01:59	Straylight	49.500	40	The Sco	1.8590	7100.0	99	48140	No
142	GOM_NL__2PRFIN20110515_100350_000000503102_00281_48140_7883.N1	15-MAY-2011 10:03:50	Straylight	50.000	25	35Lam Sco	1.6200	28000.	100	48140	No
143	GOM_NL__2PRFIN20110515_100610_000000543102_00281_48140_7884.N1	15-MAY-2011 10:06:10	Twilight	54.000	75	26Eps Sco	2.2910	4250.0	108	48140	No
144	GOM_NL__2PRFIN20110515_100915_000000573102_00281_48140_7885.N1	15-MAY-2011 10:09:15	Twilight	57.000	16	21Alp Sco	1.0200	3000.0	114	48140	No
145	GOM_NL__2PRFIN20110515_101151_000000473102_00281_48140_7886.N1	15-MAY-2011 10:11:51	Bright	46.500	97	8Bet1Sco	2.5610	30000.	93	48140	No
146	GOM_NL__2PRFIN20110515_101340_000000373102_00281_48140_7887.N1	15-MAY-2011 10:13:40	Bright	36.500	122	9Alp2Lib	2.7470	9700.0	73	48140	No
147	GOM_NL__2PRFIN20110515_101531_000000413102_00281_48140_7888.N1	15-MAY-2011 10:15:31	Bright	40.500	104	27Bet Lib	2.6140	13100.	81	48140	No
148	GOM_NL__2PRFIN20110515_101739_000000393102_00281_48140_7889.N1	15-MAY-2011 10:17:39	Bright	39.000	120	1Del Oph	2.7340	3200.0	78	48140	No
149	GOM_NL__2PRFIN20110515_102049_000000443102_00281_48140_7890.N1	15-MAY-2011 10:20:49	Bright	43.500	102	24Alp Ser	2.6000	4250.0	87	48140	No
150	GOM_NL__2PRFIN20110515_102624_000000403102_00281_48140_7891.N1	15-MAY-2011 10:26:24	Bright	40.000	83		2.3780	11000.	80	48140	No
151	GOM_NL__2PRFIN20110515_102931_000000383102_00281_48140_7892.N1	15-MAY-2011 10:29:31	Bright	37.500	180	27Gam Boo	3.0400	8000.0	75	48140	No
152	GOM_NL__2PRFIN20110515_103810_000000423102_00281_48140_7893.N1	15-MAY-2011 10:38:10	Bright	41.500	119	14Eta Dra	2.7270	4700.0	83	48140	No
153	GOM_NL__2PRFIN20110515_103941_000000353102_00281_48140_7894.N1	15-MAY-2011 10:39:41	Bright	34.500	60	7Bet UMi	2.0810	3950.0	69	48140	No
154	GOM_NL__2PRFIN20110515_104903_000000453102_00281_48140_7895.N1	15-MAY-2011 10:49:03	Bright	45.000	89	5Alp Cep	2.4510	8000.0	90	48140	No
155	GOM_NL__2PRFIN20110515_105237_000000463102_00281_48140_7896.N1	15-MAY-2011 10:52:37	Bright	46.000	74	11Bet Cas	2.2680	6600.0	92	48140	No
156	GOM_NL__2PRFIN20110515_110251_000000673102_00281_48140_7897.N1	15-MAY-2011 11:02:51	Twilight	66.500	93	53Bet Peg	2.5200	3100.0	133	48140	No
157	GOM_NL__2PRFIN20110515_110557_000000423102_00281_48140_7898.N1	15-MAY-2011 11:05:57	Twilight	41.500	140	88Gam Peg	2.8340	26000.	83	48140	No
158	GOM_NL__2PRFIN20110515_110733_000000563102_00281_48140_7899.N1	15-MAY-2011 11:07:33	Dark	55.500	90	54Alp Peg	2.4870	11000.	111	48140	No
159	GOM_NL__2PRFIN20110515_112110_000000453102_00281_48140_7900.N1	15-MAY-2011 11:21:10	Dark	45.000	18	24Alp PsA	1.1660	9700.0	90	48140	No
160	GOM_NL__2PRFIN20110515_112530_000000523102_00281_48140_7901.N1	15-MAY-2011 11:25:30	Dark	51.500	63	Bet Gru	2.1500	2800.0	103	48140	No

161	GOM_NL__2PRFIN20110515_112658_000000443102_00281_48140_7902.N1	15-MAY-2011 11:26:58	Dark	43.500	31	Alp Gru	1.7340	15200.	87	48140	No
162	GOM_NL__2PRFIN20110515_113231_000000423102_00282_48141_8169.N1	15-MAY-2011 11:32:31	Dark	42.000	45	Alp Pav	1.9400	26000.	84	48141	No
163	GOM_NL__2PRFIN20110515_113941_000000423102_00282_48141_8170.N1	15-MAY-2011 11:39:41	Straylight	42.000	141	Bet Ara	2.8400	4600.0	84	48141	No
164	GOM_NL__2PRFIN20110515_114213_000000483102_00282_48141_8171.N1	15-MAY-2011 11:42:13	Straylight	47.500	40	The Sco	1.8590	7100.0	95	48141	No
165	GOM_NL__2PRFIN20110515_114404_000000563102_00282_48141_8172.N1	15-MAY-2011 11:44:04	Straylight	56.000	25	35Lam Sco	1.6200	28000.	112	48141	No
166	GOM_NL__2PRFIN20110515_114625_000000493102_00282_48141_8173.N1	15-MAY-2011 11:46:25	Tw_i_and_stray	49.000	75	26Eps Sco	2.2910	4250.0	98	48141	No
167	GOM_NL__2PRFIN20110515_114929_000000583102_00282_48141_8174.N1	15-MAY-2011 11:49:29	Tw_i_and_stray	57.500	16	21Alp Sco	1.0200	3000.0	115	48141	No
168	GOM_NL__2PRFIN20110515_115205_000000453102_00282_48141_8175.N1	15-MAY-2011 11:52:05	Bright	45.000	97	8Bet1Sco	2.5610	30000.	90	48141	No
169	GOM_NL__2PRFIN20110515_115354_000000383102_00282_48141_8176.N1	15-MAY-2011 11:53:54	Bright	38.000	122	9Alp2Lib	2.7470	9700.0	76	48141	No
170	GOM_NL__2PRFIN20110515_115545_000000403102_00282_48141_8177.N1	15-MAY-2011 11:55:45	Bright	39.500	104	27Bet Lib	2.6140	13100.	79	48141	No
171	GOM_NL__2PRFIN20110515_115753_000000393102_00282_48141_8178.N1	15-MAY-2011 11:57:53	Bright	39.000	120	1Del Oph	2.7340	3200.0	78	48141	No
172	GOM_NL__2PRFIN20110515_120103_000000443102_00282_48141_8179.N1	15-MAY-2011 12:01:03	Bright	44.000	102	24Alp Ser	2.6000	4250.0	88	48141	No
173	GOM_NL__2PRFIN20110515_120637_000000403102_00282_48141_8180.N1	15-MAY-2011 12:06:37	Bright	40.000	83		2.3780	11000.	80	48141	No
174	GOM_NL__2PRFIN20110515_120945_000000373102_00282_48141_8181.N1	15-MAY-2011 12:09:45	Bright	36.500	180	27Gam Boo	3.0400	8000.0	73	48141	No
175	GOM_NL__2PRFIN20110515_121823_000000423102_00282_48141_8182.N1	15-MAY-2011 12:18:23	Bright	41.500	119	14Eta Dra	2.7270	4700.0	83	48141	No
176	GOM_NL__2PRFIN20110515_121955_000000393102_00282_48141_8183.N1	15-MAY-2011 12:19:55	Bright	39.000	60	7Bet UMi	2.0810	3950.0	78	48141	No
177	GOM_NL__2PRFIN20110515_122917_000000453102_00282_48141_8184.N1	15-MAY-2011 12:29:17	Bright	45.000	89	5Alp Cep	2.4510	8000.0	90	48141	No
178	GOM_NL__2PRFIN20110515_123251_000000553102_00282_48141_8185.N1	15-MAY-2011 12:32:51	Bright	55.000	74	11Bet Cas	2.2680	6600.0	110	48141	No
179	GOM_NL__2PRFIN20110515_124305_000000623102_00282_48141_8186.N1	15-MAY-2011 12:43:05	Tw_i_and_stray	61.500	93	53Bet Peg	2.5200	3100.0	123	48141	No
180	GOM_NL__2PRFIN20110515_124611_000000433102_00282_48141_8187.N1	15-MAY-2011 12:46:11	Twilight	43.000	140	88Gam Peg	2.8340	26000.	86	48141	No
181	GOM_NL__2PRFIN20110515_124747_000000553102_00282_48141_8188.N1	15-MAY-2011 12:47:47	Dark	54.500	90	54Alp Peg	2.4870	11000.	109	48141	No
182	GOM_NL__2PRFIN20110515_130124_000000503102_00282_48141_8189.N1	15-MAY-2011 13:01:24	Dark	49.500	18	24Alp PsA	1.1660	9700.0	99	48141	No
183	GOM_NL__2PRFIN20110515_130544_000000513102_00282_48141_8190.N1	15-MAY-2011 13:05:44	Dark	50.500	63	Bet Gru	2.1500	2800.0	101	48141	No
184	GOM_NL__2PRFIN20110515_130713_000000433102_00282_48141_8191.N1	15-MAY-2011 13:07:13	Dark	42.500	31	Alp Gru	1.7340	15200.	85	48141	No
185	GOM_NL__2PRFIN20110515_131245_000000423102_00283_48142_8155.N1	15-MAY-2011 13:12:45	Dark	42.000	45	Alp Pav	1.9400	26000.	84	48142	No
186	GOM_NL__2PRFIN20110515_131955_000000443102_00283_48142_8156.N1	15-MAY-2011 13:19:55	Straylight	43.500	141	Bet Ara	2.8400	4600.0	87	48142	No
187	GOM_NL__2PRFIN20110515_132228_000000533102_00283_48142_8157.N1	15-MAY-2011 13:22:28	Straylight	52.500	40	The Sco	1.8590	7100.0	105	48142	No
188	GOM_NL__2PRFIN20110515_132419_000000553102_00283_48142_8158.N1	15-MAY-2011 13:24:19	Straylight	54.500	25	35Lam Sco	1.6200	28000.	109	48142	No
189	GOM_NL__2PRFIN20110515_132639_000000543102_00283_48142_8159.N1	15-MAY-2011 13:26:39	Tw_i_and_stray	54.000	75	26Eps Sco	2.2910	4250.0	108	48142	No
190	GOM_NL__2PRFIN20110515_132944_000000583102_00283_48142_8160.N1	15-MAY-2011 13:29:44	Tw_i_and_stray	57.500	16	21Alp Sco	1.0200	3000.0	115	48142	No
191	GOM_NL__2PRFIN20110515_133220_000000473102_00283_48142_8161.N1	15-MAY-2011 13:32:20	Bright	47.000	97	8Bet1Sco	2.5610	30000.	94	48142	No
192	GOM_NL__2PRFIN20110515_133409_000000393102_00283_48142_8162.N1	15-MAY-2011 13:34:09	Bright	38.500	122	9Alp2Lib	2.7470	9700.0	77	48142	No
193	GOM_NL__2PRFIN20110515_133559_000000383102_00283_48142_8163.N1	15-MAY-2011 13:35:59	Bright	38.000	104	27Bet Lib	2.6140	13100.	76	48142	No
194	GOM_NL__2PRFIN20110515_133806_000000463102_00283_48142_8164.N1	15-MAY-2011 13:38:06	Bright	46.000	120	1Del Oph	2.7340	3200.0	92	48142	No
195	GOM_NL__2PRFIN20110515_134116_000000453102_00283_48142_8165.N1	15-MAY-2011 13:41:16	Bright	44.500	102	24Alp Ser	2.6000	4250.0	89	48142	No
196	GOM_NL__2PRFIN20110515_134651_000000403102_00283_48142_8166.N1	15-MAY-2011 13:46:51	Bright	39.500	83		2.3780	11000.	79	48142	No
197	GOM_NL__2PRFIN20110515_134959_000000363102_00283_48142_8167.N1	15-MAY-2011 13:49:59	Bright	36.000	180	27Gam Boo	3.0400	8000.0	72	48142	No
198	GOM_NL__2PRFIN20110515_135837_000000413102_00283_48142_8168.N1	15-MAY-2011 13:58:37	Bright	41.000	119	14Eta Dra	2.7270	4700.0	82	48142	No
199	GOM_NL__2PRFIN20110515_140009_000000343102_00283_48142_8169.N1	15-MAY-2011 14:00:09	Bright	33.500	60	7Bet UMi	2.0810	3950.0	67	48142	No
200	GOM_NL__2PRFIN20110515_140930_000000533102_00283_48142_8170.N1	15-MAY-2011 14:09:30	Bright	52.500	89	5Alp Cep	2.4510	8000.0	105	48142	No
201	GOM_NL__2PRFIN20110515_141305_000000473102_00283_48142_8171.N1	15-MAY-2011 14:13:05	Bright	46.500	74	11Bet Cas	2.2680	6600.0	93	48142	No
202	GOM_NL__2PRFIN20110515_142320_000000673102_00283_48142_8172.N1	15-MAY-2011 14:23:20	Tw_i_and_stray	67.000	93	53Bet Peg	2.5200	3100.0	134	48142	No
203	GOM_NL__2PRFIN20110515_142625_000000423102_00283_48142_8173.N1	15-MAY-2011 14:26:25	Twilight	41.500	140	88Gam Peg	2.8340	26000.	83	48142	No
204	GOM_NL__2PRFIN20110515_142802_000000513102_00283_48142_8174.N1	15-MAY-2011 14:28:02	Dark	50.500	90	54Alp Peg	2.4870	11000.	101	48142	No
205	GOM_NL__2PRFIN20110515_144139_000000503102_00283_48142_8175.N1	15-MAY-2011 14:41:39	Dark	50.000	18	24Alp PsA	1.1660	9700.0	100	48142	No
206	GOM_NL__2PRFIN20110515_144559_000000493102_00283_48142_8176.N1	15-MAY-2011 14:45:59	Dark	48.500	63	Bet Gru	2.1500	2800.0	97	48142	No
207	GOM_NL__2PRFIN20110515_144728_000000443102_00283_48142_8177.N1	15-MAY-2011 14:47:28	Dark	44.000	31	Alp Gru	1.7340	15200.	88	48142	No
208	GOM_NL__2PRFIN20110515_145300_000000423102_00284_48143_7926.N1	15-MAY-2011 14:53:00	Dark	42.000	45	Alp Pav	1.9400	26000.	84	48143	No
209	GOM_NL__2PRFIN20110515_150010_000000413102_00284_48143_7927.N1	15-MAY-2011 15:00:10	Straylight	40.500	141	Bet Ara	2.8400	4600.0	81	48143	No
210	GOM_NL__2PRFIN20110515_150243_000000533102_00284_48143_7928.N1	15-MAY-2011 15:02:43	Straylight	52.500	40	The Sco	1.8590	7100.0	105	48143	No
211	GOM_NL__2PRFIN20110515_150434_000000573102_00284_48143_7929.N1	15-MAY-2011 15:04:34	Straylight	57.000	25	35Lam Sco	1.6200	28000.	114	48143	No
212	GOM_NL__2PRFIN20110515_150653_000000553102_00284_48143_7930.N1	15-MAY-2011 15:06:53	Tw_i_and_stray	55.000	75	26Eps Sco	2.2910	4250.0	110	48143	No
213	GOM_NL__2PRFIN20110515_150958_000000583102_00284_48143_7931.N1	15-MAY-2011 15:09:58	Tw_i_and_stray	57.500	16	21Alp Sco	1.0200	3000.0	115	48143	No
214	GOM_NL__2PRFIN20110515_151234_000000473102_00284_48143_7932.N1	15-MAY-2011 15:12:34	Bright	46.500	97	8Bet1Sco	2.5610	30000.	93	48143	No
215	GOM_NL__2PRFIN20110515_151423_000000393102_00284_48143_7933.N1	15-MAY-2011 15:14:23	Bright	39.000	122	9Alp2Lib	2.7470	9700.0	78	48143	No
216	GOM_NL__2PRFIN20110515_151613_000000413102_00284_48143_7934.N1	15-MAY-2011 15:16:13	Bright	40.500	104	27Bet Lib	2.6140	13100.	81	48143	No
217	GOM_NL__2PRFIN20110515_151820_000000463102_00284_48143_7935.N1	15-MAY-2011 15:18:20	Bright	46.000	120	1Del Oph	2.7340	3200.0	92	48143	No
218	GOM_NL__2PRFIN20110515_152130_000000443102_00284_48143_7936.N1	15-MAY-2011 15:21:30	Bright	44.000	102	24Alp Ser	2.6000	4250.0	88	48143	No
219	GOM_NL__2PRFIN20110515_152705_000000383102_00284_48143_7937.N1	15-MAY-2011 15:27:05	Bright	37.500	83		2.3780	11000.	75	48143	No

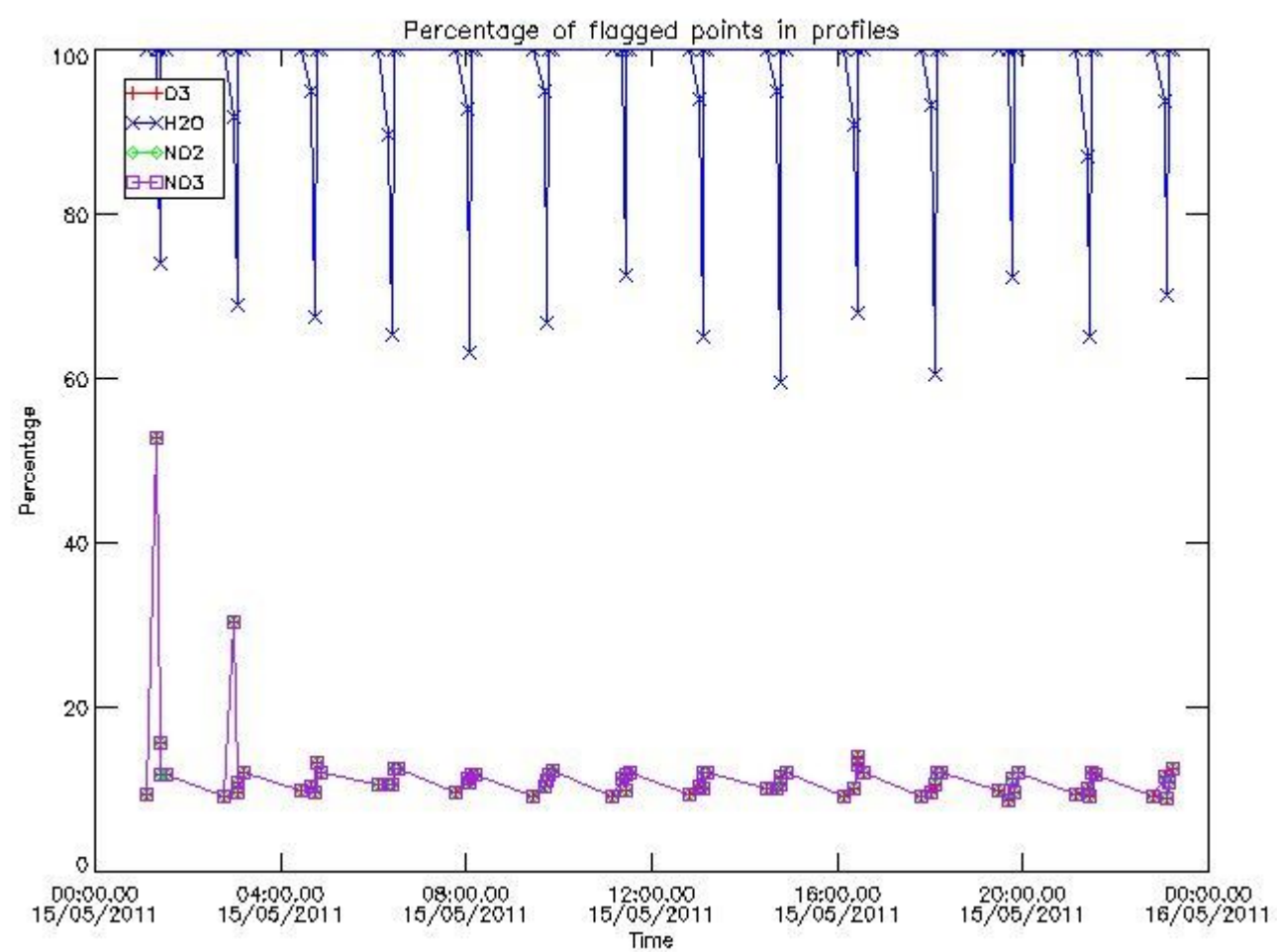
220	GOM_NL__2PRFIN20110515_153013_000000423102_00284_48143_7938.N1	15-MAY-2011 15:30:13	Bright	41.500	180	27Gam Boo	3.0400	8000.0	83	48143	No
221	GOM_NL__2PRFIN20110515_153850_000000443102_00284_48143_7939.N1	15-MAY-2011 15:38:50	Bright	44.000	119	14Eta Dra	2.7270	4700.0	88	48143	No
222	GOM_NL__2PRFIN20110515_154023_000000393102_00284_48143_7940.N1	15-MAY-2011 15:40:23	Bright	38.500	60	7Bet UMi	2.0810	3950.0	77	48143	No
223	GOM_NL__2PRFIN20110515_154944_000000443102_00284_48143_7941.N1	15-MAY-2011 15:49:44	Bright	44.000	89	5Alp Cep	2.4510	8000.0	88	48143	No
224	GOM_NL__2PRFIN20110515_155319_000000383102_00284_48143_7942.N1	15-MAY-2011 15:53:19	Bright	37.500	74	11Bet Cas	2.2680	6600.0	75	48143	No
225	GOM_NL__2PRFIN20110515_160334_000000593102_00284_48143_7943.N1	15-MAY-2011 16:03:34	Twilight	58.500	93	53Bet Peg	2.5200	3100.0	117	48143	No
226	GOM_NL__2PRFIN20110515_160639_000000413102_00284_48143_7944.N1	15-MAY-2011 16:06:39	Twilight	41.000	140	88Gam Peg	2.8340	26000.	82	48143	No
227	GOM_NL__2PRFIN20110515_160817_000000563102_00284_48143_7945.N1	15-MAY-2011 16:08:17	Dark	56.000	90	54Alp Peg	2.4870	11000.	112	48143	No
228	GOM_NL__2PRFIN20110515_162154_000000503102_00284_48143_7946.N1	15-MAY-2011 16:21:54	Dark	50.000	18	24Alp PsA	1.1660	9700.0	100	48143	No
229	GOM_NL__2PRFIN20110515_162614_000000583102_00284_48143_7947.N1	15-MAY-2011 16:26:14	Dark	58.000	63	Bet Gru	2.1500	2800.0	116	48143	No
230	GOM_NL__2PRFIN20110515_162742_000000433102_00284_48143_7948.N1	15-MAY-2011 16:27:42	Dark	43.000	31	Alp Gru	1.7340	15200.	86	48143	No
231	GOM_NL__2PRFIN20110515_163315_000000423102_00285_48144_7760.N1	15-MAY-2011 16:33:15	Dark	42.000	45	Alp Pav	1.9400	26000.	84	48144	No
232	GOM_NL__2PRFIN20110515_164024_000000413102_00285_48144_7761.N1	15-MAY-2011 16:40:24	Straylight	41.000	141	Bet Ara	2.8400	4600.0	82	48144	No
233	GOM_NL__2PRFIN20110515_164257_000000533102_00285_48144_7762.N1	15-MAY-2011 16:42:57	Straylight	53.000	40	The Sco	1.8590	7100.0	106	48144	No
234	GOM_NL__2PRFIN20110515_164448_000000513102_00285_48144_7763.N1	15-MAY-2011 16:44:48	Straylight	50.500	25	35Lam Sco	1.6200	28000.	101	48144	No
235	GOM_NL__2PRFIN20110515_164708_000000523102_00285_48144_7764.N1	15-MAY-2011 16:47:08	Twilight	51.500	75	26Eps Sco	2.2910	4250.0	103	48144	No
236	GOM_NL__2PRFIN20110515_165012_000000603102_00285_48144_7765.N1	15-MAY-2011 16:50:12	Twilight	60.000	16	21Alp Sco	1.0200	3000.0	120	48144	No
237	GOM_NL__2PRFIN20110515_165248_000000463102_00285_48144_7766.N1	15-MAY-2011 16:52:48	Bright	46.000	97	8Bet1Sco	2.5610	30000.	92	48144	No
238	GOM_NL__2PRFIN20110515_165437_000000393102_00285_48144_7767.N1	15-MAY-2011 16:54:37	Bright	38.500	122	9Alp2Lib	2.7470	9700.0	77	48144	No
239	GOM_NL__2PRFIN20110515_165627_000000393102_00285_48144_7768.N1	15-MAY-2011 16:56:27	Bright	38.500	104	27Bet Lib	2.6140	13100.	77	48144	No
240	GOM_NL__2PRFIN20110515_165834_000000503102_00285_48144_7769.N1	15-MAY-2011 16:58:34	Bright	50.000	120	1Del Oph	2.7340	3200.0	100	48144	No
241	GOM_NL__2PRFIN20110515_170144_000000443102_00285_48144_7770.N1	15-MAY-2011 17:01:44	Bright	44.000	102	24Alp Ser	2.6000	4250.0	88	48144	No
242	GOM_NL__2PRFIN20110515_170719_000000423102_00285_48144_7771.N1	15-MAY-2011 17:07:19	Bright	41.500	83		2.3780	11000.	83	48144	No
243	GOM_NL__2PRFIN20110515_171027_000000383102_00285_48144_7772.N1	15-MAY-2011 17:10:27	Bright	37.500	180	27Gam Boo	3.0400	8000.0	75	48144	No
244	GOM_NL__2PRFIN20110515_171904_000000503102_00285_48144_7773.N1	15-MAY-2011 17:19:04	Bright	49.500	119	14Eta Dra	2.7270	4700.0	99	48144	No
245	GOM_NL__2PRFIN20110515_172037_000000383102_00285_48144_7774.N1	15-MAY-2011 17:20:37	Bright	38.000	60	7Bet UMi	2.0810	3950.0	76	48144	No
246	GOM_NL__2PRFIN20110515_172957_000000453102_00285_48144_7775.N1	15-MAY-2011 17:29:57	Bright	44.500	89	5Alp Cep	2.4510	8000.0	89	48144	No
247	GOM_NL__2PRFIN20110515_173332_000000363102_00285_48144_7776.N1	15-MAY-2011 17:33:32	Bright	36.000	74	11Bet Cas	2.2680	6600.0	72	48144	No
248	GOM_NL__2PRFIN20110515_174348_000000593102_00285_48144_7777.N1	15-MAY-2011 17:43:48	Twilight	58.500	93	53Bet Peg	2.5200	3100.0	117	48144	No
249	GOM_NL__2PRFIN20110515_174654_000000433102_00285_48144_7778.N1	15-MAY-2011 17:46:54	Twilight	42.500	140	88Gam Peg	2.8340	26000.	85	48144	No
250	GOM_NL__2PRFIN20110515_174831_000000563102_00285_48144_7779.N1	15-MAY-2011 17:48:31	Dark	56.000	90	54Alp Peg	2.4870	11000.	112	48144	No
251	GOM_NL__2PRFIN20110515_180209_000000533102_00285_48144_7780.N1	15-MAY-2011 18:02:09	Dark	52.500	18	24Alp PsA	1.1660	9700.0	105	48144	No
252	GOM_NL__2PRFIN20110515_180629_000000493102_00285_48144_7781.N1	15-MAY-2011 18:06:29	Dark	48.500	63	Bet Gru	2.1500	2800.0	97	48144	No
253	GOM_NL__2PRFIN20110515_180757_000000433102_00285_48144_7782.N1	15-MAY-2011 18:07:57	Dark	42.500	31	Alp Gru	1.7340	15200.	85	48144	No
254	GOM_NL__2PRFIN20110515_181329_000000423102_00286_48145_7850.N1	15-MAY-2011 18:13:29	Dark	42.000	45	Alp Pav	1.9400	26000.	84	48145	No
255	GOM_NL__2PRFIN20110515_182038_000000423102_00286_48145_7851.N1	15-MAY-2011 18:20:38	Straylight	41.500	141	Bet Ara	2.8400	4600.0	83	48145	No
256	GOM_NL__2PRFIN20110515_182312_000000523102_00286_48145_7852.N1	15-MAY-2011 18:23:12	Straylight	52.000	40	The Sco	1.8590	7100.0	104	48145	No
257	GOM_NL__2PRFIN20110515_182503_000000573102_00286_48145_7853.N1	15-MAY-2011 18:25:03	Straylight	57.000	25	35Lam Sco	1.6200	28000.	114	48145	No
258	GOM_NL__2PRFIN20110515_182723_000000543102_00286_48145_7854.N1	15-MAY-2011 18:27:23	Twilight	53.500	75	26Eps Sco	2.2910	4250.0	107	48145	No
259	GOM_NL__2PRFIN20110515_183027_000000653102_00286_48145_7855.N1	15-MAY-2011 18:30:27	Twilight	65.000	16	21Alp Sco	1.0200	3000.0	130	48145	No
260	GOM_NL__2PRFIN20110515_183302_000000463102_00286_48145_7856.N1	15-MAY-2011 18:33:02	Bright	46.000	97	8Bet1Sco	2.5610	30000.	92	48145	No
261	GOM_NL__2PRFIN20110515_183451_000000393102_00286_48145_7857.N1	15-MAY-2011 18:34:51	Bright	38.500	122	9Alp2Lib	2.7470	9700.0	77	48145	No
262	GOM_NL__2PRFIN20110515_183641_000000403102_00286_48145_7858.N1	15-MAY-2011 18:36:41	Bright	40.000	104	27Bet Lib	2.6140	13100.	80	48145	No
263	GOM_NL__2PRFIN20110515_183848_000000503102_00286_48145_7859.N1	15-MAY-2011 18:38:48	Bright	49.500	120	1Del Oph	2.7340	3200.0	99	48145	No
264	GOM_NL__2PRFIN20110515_184158_000000443102_00286_48145_7860.N1	15-MAY-2011 18:41:58	Bright	43.500	102	24Alp Ser	2.6000	4250.0	87	48145	No
265	GOM_NL__2PRFIN20110515_184733_000000413102_00286_48145_7861.N1	15-MAY-2011 18:47:33	Bright	40.500	83		2.3780	11000.	81	48145	No
266	GOM_NL__2PRFIN20110515_185041_000000383102_00286_48145_7862.N1	15-MAY-2011 18:50:41	Bright	37.500	180	27Gam Boo	3.0400	8000.0	75	48145	No
267	GOM_NL__2PRFIN20110515_185917_000000443102_00286_48145_7863.N1	15-MAY-2011 18:59:17	Bright	44.000	119	14Eta Dra	2.7270	4700.0	88	48145	No
268	GOM_NL__2PRFIN20110515_190051_000000393102_00286_48145_7864.N1	15-MAY-2011 19:00:51	Bright	39.000	60	7Bet UMi	2.0810	3950.0	78	48145	No
269	GOM_NL__2PRFIN20110515_191011_000000663102_00286_48145_7865.N1	15-MAY-2011 19:10:11	Bright	66.000	89	5Alp Cep	2.4510	8000.0	132	48145	No
270	GOM_NL__2PRFIN20110515_191346_000000553102_00286_48145_7866.N1	15-MAY-2011 19:13:46	Bright	55.000	74	11Bet Cas	2.2680	6600.0	110	48145	No
271	GOM_NL__2PRFIN20110515_192402_000000593102_00286_48145_7867.N1	15-MAY-2011 19:24:02	Twilight	59.000	93	53Bet Peg	2.5200	3100.0	118	48145	No
272	GOM_NL__2PRFIN20110515_192708_000000433102_00286_48145_7868.N1	15-MAY-2011 19:27:08	Twilight	42.500	140	88Gam Peg	2.8340	26000.	85	48145	No
273	GOM_NL__2PRFIN20110515_192846_000000573102_00286_48145_7869.N1	15-MAY-2011 19:28:46	Dark	56.500	90	54Alp Peg	2.4870	11000.	113	48145	No
274	GOM_NL__2PRFIN20110515_194224_000000583102_00286_48145_7870.N1	15-MAY-2011 19:42:24	Dark	58.000	18	24Alp PsA	1.1660	9700.0	116	48145	No
275	GOM_NL__2PRFIN20110515_194643_000000583102_00286_48145_7871.N1	15-MAY-2011 19:46:43	Dark	58.000	63	Bet Gru	2.1500	2800.0	116	48145	No
276	GOM_NL__2PRFIN20110515_194812_000000533102_00286_48145_7872.N1	15-MAY-2011 19:48:12	Dark	52.500	31	Alp Gru	1.7340	15200.	105	48145	No
277	GOM_NL__2PRFIN20110515_195344_000000433102_00287_48146_7826.N1	15-MAY-2011 19:53:44	Dark	42.500	45	Alp Pav	1.9400	26000.	85	48146	No
278	GOM_NL__2PRFIN20110515_200053_000000473102_00287_48146_7827.N1	15-MAY-2011 20:00:53	Straylight	47.000	141	Bet Ara	2.8400	4600.0	94	48146	No

279	GOM_NL__2PRFIN20110515_200326_000000553102_00287_48146_7828.N1	15-MAY-2011 20:03:26	Straylight	54.500	40	The Sco	1.8590	7100.0	109	48146	No
280	GOM_NL__2PRFIN20110515_200518_000000573102_00287_48146_7829.N1	15-MAY-2011 20:05:18	Straylight	56.500	25	35Lam Sco	1.6200	28000.	113	48146	No
281	GOM_NL__2PRFIN20110515_200737_000000533102_00287_48146_7830.N1	15-MAY-2011 20:07:37	Twi_and_stray	52.500	75	26Eps Sco	2.2910	4250.0	105	48146	No
282	GOM_NL__2PRFIN20110515_201041_000000653102_00287_48146_7831.N1	15-MAY-2011 20:10:41	Twi_and_stray	64.500	16	21Alp Sco	1.0200	3000.0	129	48146	No
283	GOM_NL__2PRFIN20110515_201316_000000443102_00287_48146_7832.N1	15-MAY-2011 20:13:16	Bright	43.500	97	8Bet1Sco	2.5610	30000.	87	48146	No
284	GOM_NL__2PRFIN20110515_201505_000000393102_00287_48146_7833.N1	15-MAY-2011 20:15:05	Bright	38.500	122	9Alp2Lib	2.7470	9700.0	77	48146	No
285	GOM_NL__2PRFIN20110515_201655_000000413102_00287_48146_7834.N1	15-MAY-2011 20:16:55	Bright	40.500	104	27Bet Lib	2.6140	13100.	81	48146	No
286	GOM_NL__2PRFIN20110515_201901_000000503102_00287_48146_7835.N1	15-MAY-2011 20:19:01	Bright	49.500	120	1Del Oph	2.7340	3200.0	99	48146	No
287	GOM_NL__2PRFIN20110515_202211_000000443102_00287_48146_7836.N1	15-MAY-2011 20:22:11	Bright	43.500	102	24Alp Ser	2.6000	4250.0	87	48146	No
288	GOM_NL__2PRFIN20110515_202747_000000393102_00287_48146_7837.N1	15-MAY-2011 20:27:47	Bright	38.500	83		2.3780	11000.	77	48146	No
289	GOM_NL__2PRFIN20110515_203054_000000383102_00287_48146_7838.N1	15-MAY-2011 20:30:54	Bright	37.500	180	27Gam Boo	3.0400	8000.0	75	48146	No
290	GOM_NL__2PRFIN20110515_203931_000000403102_00287_48146_7839.N1	15-MAY-2011 20:39:31	Bright	39.500	119	14Eta Dra	2.7270	4700.0	79	48146	No
291	GOM_NL__2PRFIN20110515_204104_000000393102_00287_48146_7840.N1	15-MAY-2011 20:41:04	Bright	38.500	60	7Bet UMi	2.0810	3950.0	77	48146	No
292	GOM_NL__2PRFIN20110515_205024_000000463102_00287_48146_7841.N1	15-MAY-2011 20:50:24	Bright	45.500	89	5Alp Cep	2.4510	8000.0	91	48146	No
293	GOM_NL__2PRFIN20110515_205401_000000553102_00287_48146_7842.N1	15-MAY-2011 20:54:01	Bright	55.000	74	11Bet Cas	2.2680	6600.0	110	48146	No
294	GOM_NL__2PRFIN20110515_210416_000000583102_00287_48146_7843.N1	15-MAY-2011 21:04:16	Twi_and_stray	58.000	93	53Bet Peg	2.5200	3100.0	116	48146	No
295	GOM_NL__2PRFIN20110515_210722_000000423102_00287_48146_7844.N1	15-MAY-2011 21:07:22	Twilight	41.500	140	88Gam Peg	2.8340	26000.	83	48146	No
296	GOM_NL__2PRFIN20110515_210900_000000543102_00287_48146_7845.N1	15-MAY-2011 21:09:00	Dark	54.000	90	54Alp Peg	2.4870	11000.	108	48146	No
297	GOM_NL__2PRFIN20110515_212238_000000513102_00287_48146_7846.N1	15-MAY-2011 21:22:38	Dark	50.500	18	24Alp PsA	1.1660	9700.0	101	48146	No
298	GOM_NL__2PRFIN20110515_212658_000000553102_00287_48146_7847.N1	15-MAY-2011 21:26:58	Dark	55.000	63	Bet Gru	2.1500	2800.0	110	48146	No
299	GOM_NL__2PRFIN20110515_212827_000000433102_00287_48146_7848.N1	15-MAY-2011 21:28:27	Dark	42.500	31	Alp Gru	1.7340	15200.	85	48146	No
300	GOM_NL__2PRFIN20110515_213359_000000433102_00288_48147_7860.N1	15-MAY-2011 21:33:59	Dark	43.000	45	Alp Pav	1.9400	26000.	86	48147	No
301	GOM_NL__2PRFIN20110515_214107_000000493102_00288_48147_7861.N1	15-MAY-2011 21:41:07	Straylight	48.500	141	Bet Ara	2.8400	4600.0	97	48147	No
302	GOM_NL__2PRFIN20110515_214341_000000513102_00288_48147_7862.N1	15-MAY-2011 21:43:41	Straylight	51.000	40	The Sco	1.8590	7100.0	102	48147	No
303	GOM_NL__2PRFIN20110515_214532_000000543102_00288_48147_7863.N1	15-MAY-2011 21:45:32	Straylight	53.500	25	35Lam Sco	1.6200	28000.	107	48147	No
304	GOM_NL__2PRFIN20110515_214751_000000523102_00288_48147_7864.N1	15-MAY-2011 21:47:51	Twi_and_stray	52.000	75	26Eps Sco	2.2910	4250.0	104	48147	No
305	GOM_NL__2PRFIN20110515_215055_000000593102_00288_48147_7865.N1	15-MAY-2011 21:50:55	Twi_and_stray	58.500	16	21Alp Sco	1.0200	3000.0	117	48147	No
306	GOM_NL__2PRFIN20110515_215330_000000463102_00288_48147_7866.N1	15-MAY-2011 21:53:30	Bright	45.500	97	8Bet1Sco	2.5610	30000.	91	48147	No
307	GOM_NL__2PRFIN20110515_215519_000000393102_00288_48147_7867.N1	15-MAY-2011 21:55:19	Bright	39.000	122	9Alp2Lib	2.7470	9700.0	78	48147	No
308	GOM_NL__2PRFIN20110515_215709_000000413102_00288_48147_7868.N1	15-MAY-2011 21:57:09	Bright	40.500	104	27Bet Lib	2.6140	13100.	81	48147	No
309	GOM_NL__2PRFIN20110515_215915_000000503102_00288_48147_7869.N1	15-MAY-2011 21:59:15	Bright	49.500	120	1Del Oph	2.7340	3200.0	99	48147	No
310	GOM_NL__2PRFIN20110515_220225_000000443102_00288_48147_7870.N1	15-MAY-2011 22:02:25	Bright	43.500	102	24Alp Ser	2.6000	4250.0	87	48147	No
311	GOM_NL__2PRFIN20110515_220800_000000403102_00288_48147_7871.N1	15-MAY-2011 22:08:00	Bright	39.500	83		2.3780	11000.	79	48147	No
312	GOM_NL__2PRFIN20110515_221108_000000383102_00288_48147_7872.N1	15-MAY-2011 22:11:08	Bright	37.500	180	27Gam Boo	3.0400	8000.0	75	48147	No
313	GOM_NL__2PRFIN20110515_221944_000000423102_00288_48147_7873.N1	15-MAY-2011 22:19:44	Bright	42.000	119	14Eta Dra	2.7270	4700.0	84	48147	No
314	GOM_NL__2PRFIN20110515_222118_000000403102_00288_48147_7874.N1	15-MAY-2011 22:21:18	Bright	39.500	60	7Bet UMi	2.0810	3950.0	79	48147	No
315	GOM_NL__2PRFIN20110515_223038_000000463102_00288_48147_7875.N1	15-MAY-2011 22:30:38	Bright	45.500	89	5Alp Cep	2.4510	8000.0	91	48147	No
316	GOM_NL__2PRFIN20110515_223414_000000363102_00288_48147_7876.N1	15-MAY-2011 22:34:14	Bright	35.500	74	11Bet Cas	2.2680	6600.0	71	48147	No
317	GOM_NL__2PRFIN20110515_224431_000000623102_00288_48147_7877.N1	15-MAY-2011 22:44:31	Twi_and_stray	61.500	93	53Bet Peg	2.5200	3100.0	123	48147	No
318	GOM_NL__2PRFIN20110515_224737_000000443102_00288_48147_7878.N1	15-MAY-2011 22:47:37	Twilight	44.000	140	88Gam Peg	2.8340	26000.	88	48147	No
319	GOM_NL__2PRFIN20110515_224915_000000563102_00288_48147_7879.N1	15-MAY-2011 22:49:15	Dark	55.500	90	54Alp Peg	2.4870	11000.	111	48147	No
320	GOM_NL__2PRFIN20110515_230253_000000493102_00288_48147_7880.N1	15-MAY-2011 23:02:53	Dark	48.500	18	24Alp PsA	1.1660	9700.0	97	48147	No
321	GOM_NL__2PRFIN20110515_230712_000000583102_00288_48147_7881.N1	15-MAY-2011 23:07:12	Dark	57.500	63	Bet Gru	2.1500	2800.0	115	48147	No
322	GOM_NL__2PRFIN20110515_230841_000000473102_00288_48147_7882.N1	15-MAY-2011 23:08:41	Dark	46.500	31	Alp Gru	1.7340	15200.	93	48147	No
323	GOM_NL__2PRFIN20110515_231413_000000413102_00289_48148_7898.N1	15-MAY-2011 23:14:13	Dark	41.000	45	Alp Pav	1.9400	26000.	82	48148	No
324	GOM_NL__2PRFIN20110515_232122_000000423102_00289_48148_7899.N1	15-MAY-2011 23:21:22	Straylight	41.500	141	Bet Ara	2.8400	4600.0	83	48148	No
325	GOM_NL__2PRFIN20110515_232355_000000543102_00289_48148_7900.N1	15-MAY-2011 23:23:55	Straylight	53.500	40	The Sco	1.8590	7100.0	107	48148	No
326	GOM_NL__2PRFIN20110515_232547_000000553102_00289_48148_7901.N1	15-MAY-2011 23:25:47	Straylight	54.500	25	35Lam Sco	1.6200	28000.	109	48148	No
327	GOM_NL__2PRFIN20110515_232806_000000533102_00289_48148_7902.N1	15-MAY-2011 23:28:06	Twi_and_stray	53.000	75	26Eps Sco	2.2910	4250.0	106	48148	No
328	GOM_NL__2PRFIN20110515_233109_000000583102_00289_48148_7903.N1	15-MAY-2011 23:31:09	Twi_and_stray	57.500	16	21Alp Sco	1.0200	3000.0	115	48148	No
329	GOM_NL__2PRFIN20110515_233345_000000443102_00289_48148_7904.N1	15-MAY-2011 23:33:45	Bright	43.500	97	8Bet1Sco	2.5610	30000.	87	48148	No
330	GOM_NL__2PRFIN20110515_233533_000000393102_00289_48148_7905.N1	15-MAY-2011 23:35:33	Bright	38.500	122	9Alp2Lib	2.7470	9700.0	77	48148	No
331	GOM_NL__2PRFIN20110515_233723_000000403102_00289_48148_7906.N1	15-MAY-2011 23:37:23	Bright	39.500	104	27Bet Lib	2.6140	13100.	79	48148	No
332	GOM_NL__2PRFIN20110515_233929_000000503102_00289_48148_7907.N1	15-MAY-2011 23:39:29	Bright	49.500	120	1Del Oph	2.7340	3200.0	99	48148	No
333	GOM_NL__2PRFIN20110515_234239_000000443102_00289_48148_7908.N1	15-MAY-2011 23:42:39	Bright	43.500	102	24Alp Ser	2.6000	4250.0	87	48148	No
334	GOM_NL__2PRFIN20110515_234814_000000383102_00289_48148_7909.N1	15-MAY-2011 23:48:14	Bright	38.000	83		2.3780	11000.	76	48148	No
335	GOM_NL__2PRFIN20110515_235122_000000383102_00289_48148_7910.N1	15-MAY-2011 23:51:22	Bright	38.000	180	27Gam Boo	3.0400	8000.0	76	48148	No
336	GOM_NL__2PRFIN20110515_235958_000000433102_00289_48148_7911.N1	15-MAY-2011 23:59:58	Bright	42.500	119	14Eta Dra	2.7270	4700.0	85	48148	No

3. Quality information per product

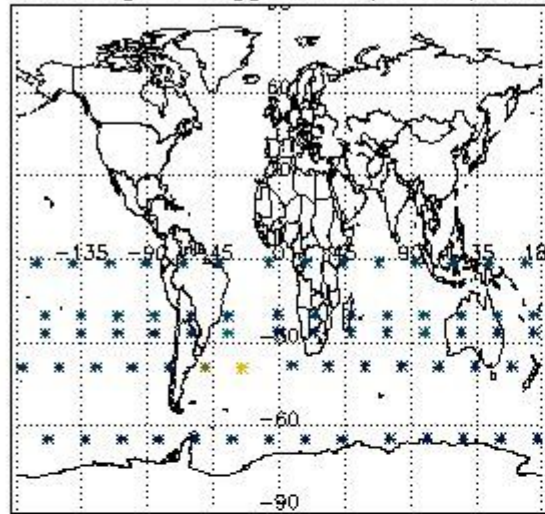
In this section it is plotted some information contained in the Quality Summary data set of the level 2 products. Only products in dark limb conditions and without errors (error flag in the MPH set to "0") are used.

3.1 Plot quality information per product (time dependant)

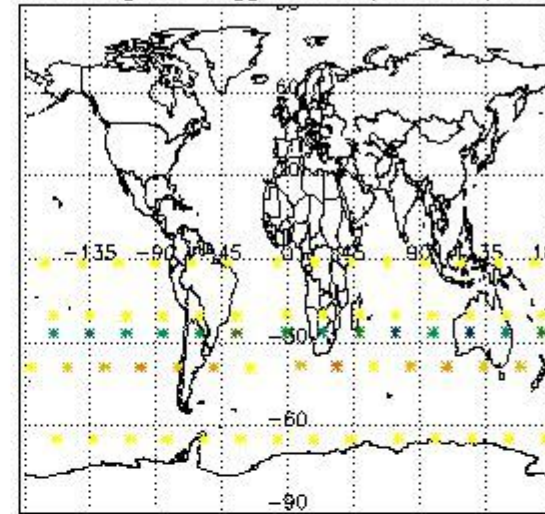


3.2 Plot quality information per product (world map)

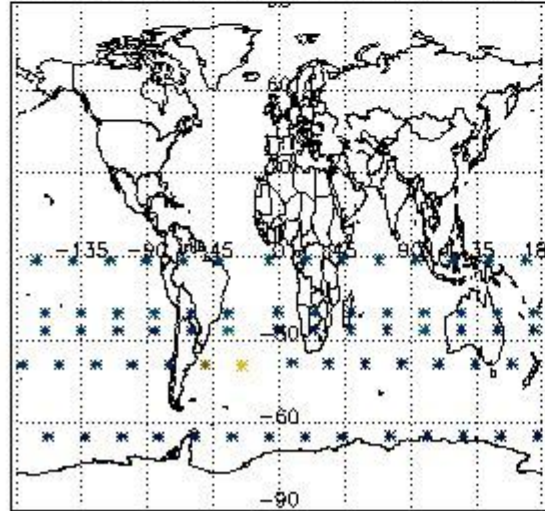
Percentage of flagged data per O3 profile




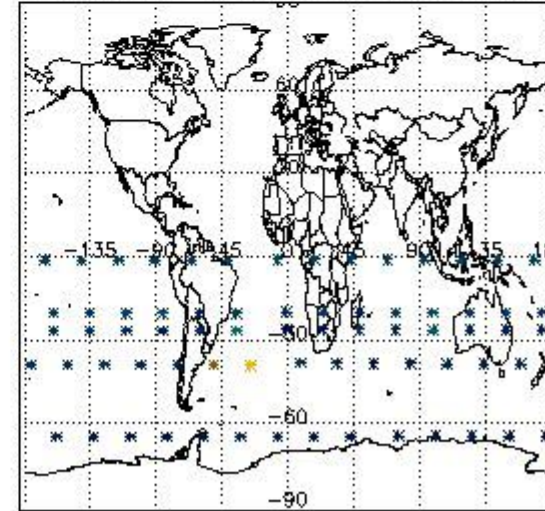
Percentage of flagged data per H2O profile



Percentage of flagged data per NO2 profile



Percentage of flagged data per NO3 profile

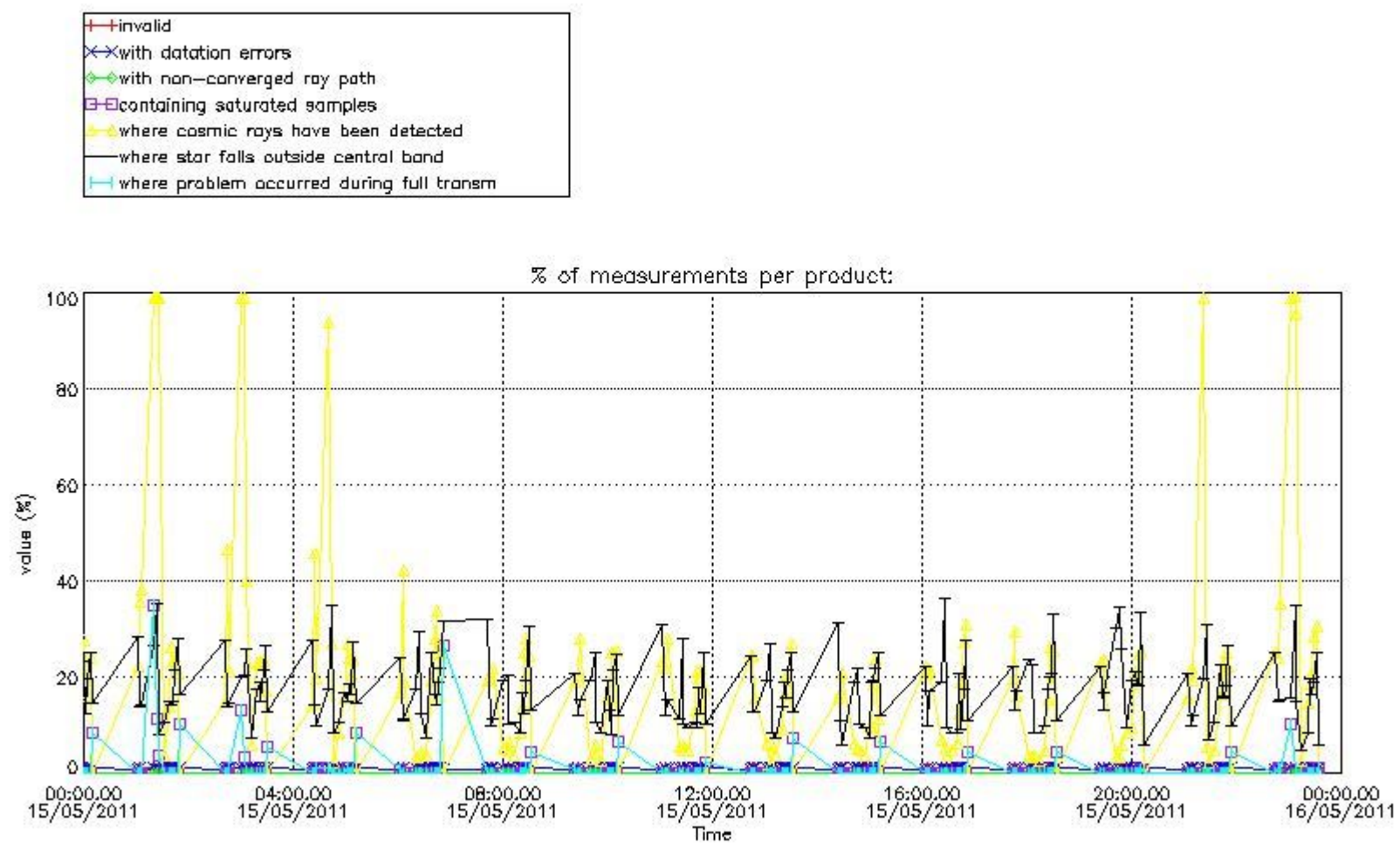


4. Level 1 quality information per product

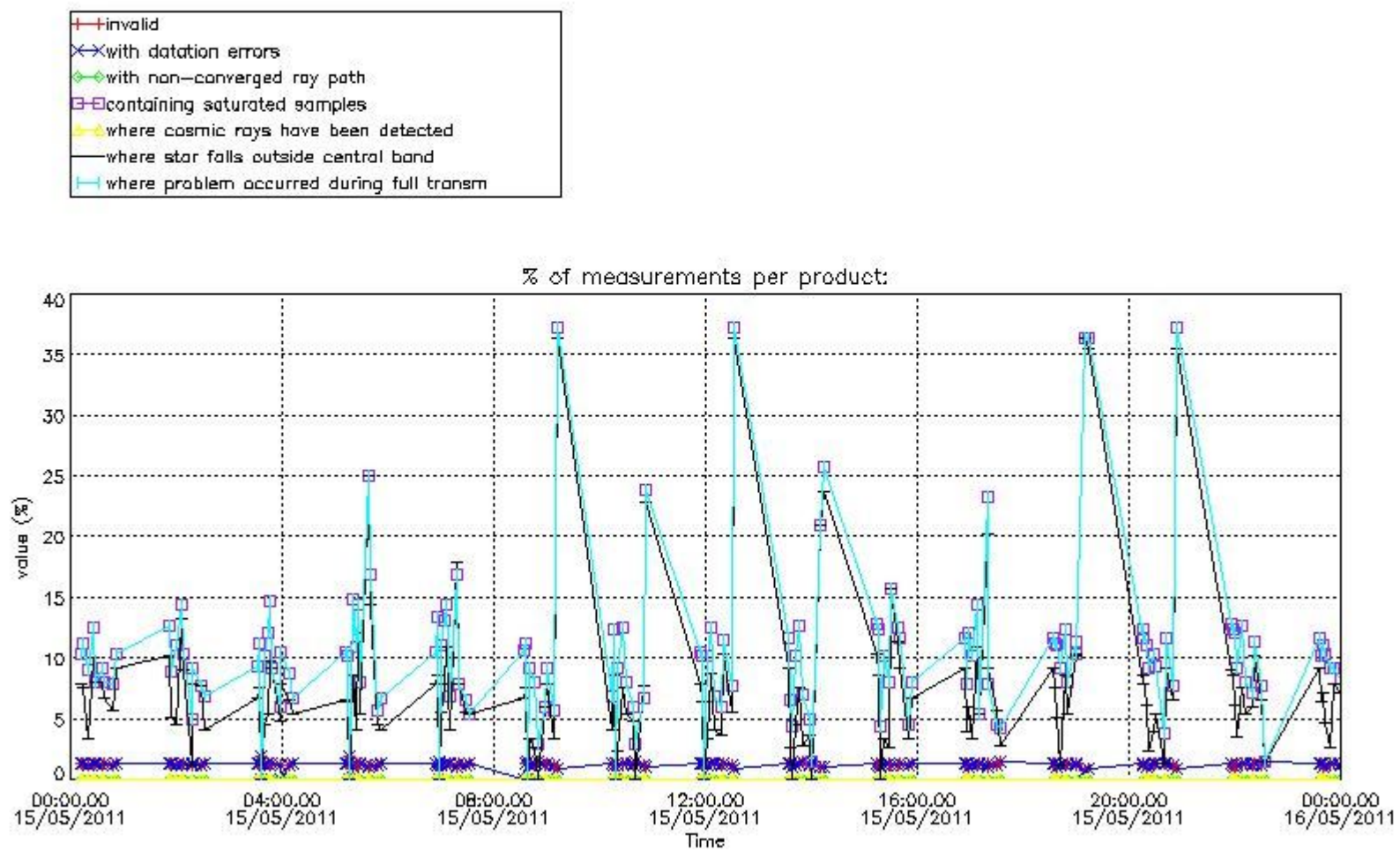
In this section it is plotted some information contained in the Quality Summary data set of the level 2 products that comes from the level 1b processing. Products without errors (error flag in the MPH set to "0") are used.

4.1 Plot quality information per product (time dependant) coming from level 1b processing

4.1.1 Plot level 1 quality information per product (time dependant): ENVISAT ASCENDING passes

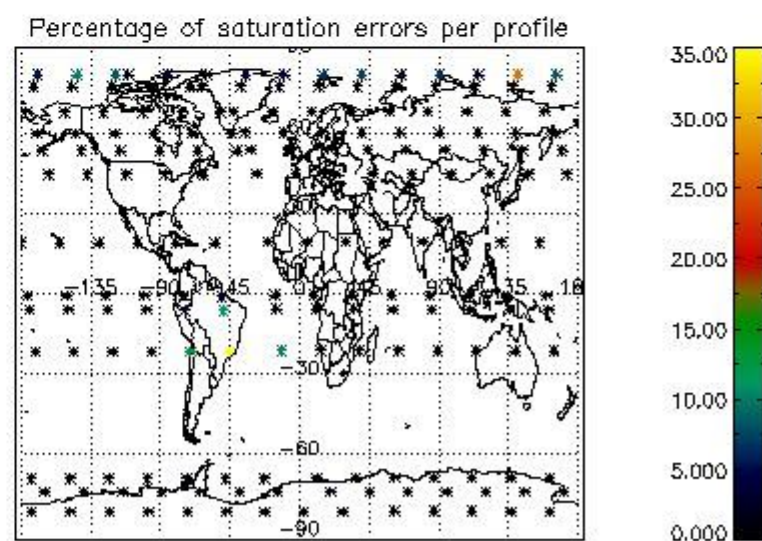
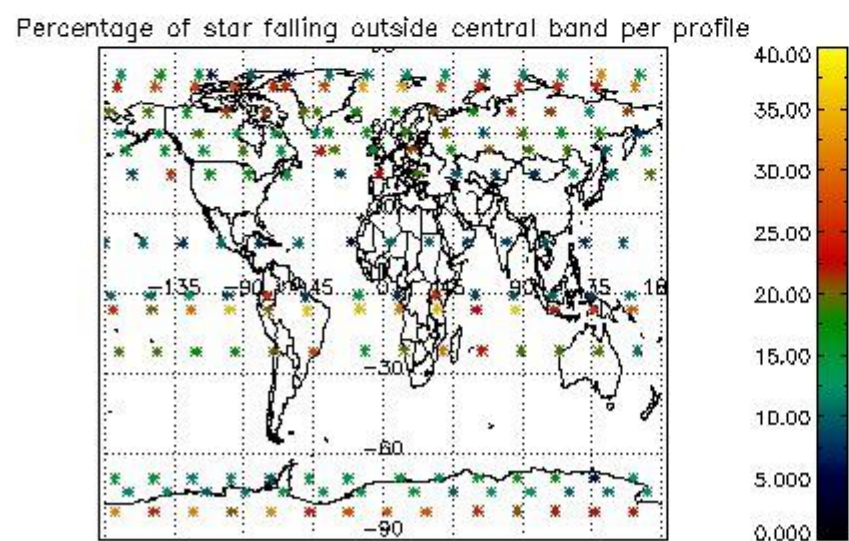
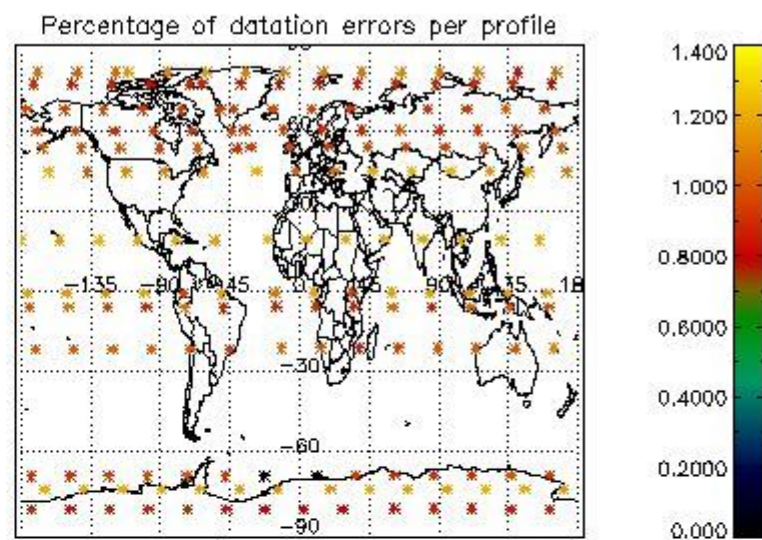
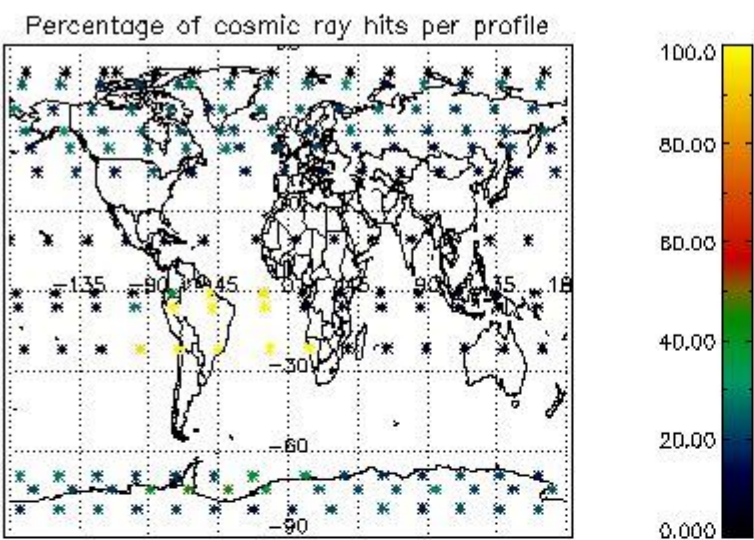


4.1.2 Plot level 1 quality information per product (time dependant): ENVI SAT DESCENDING passes

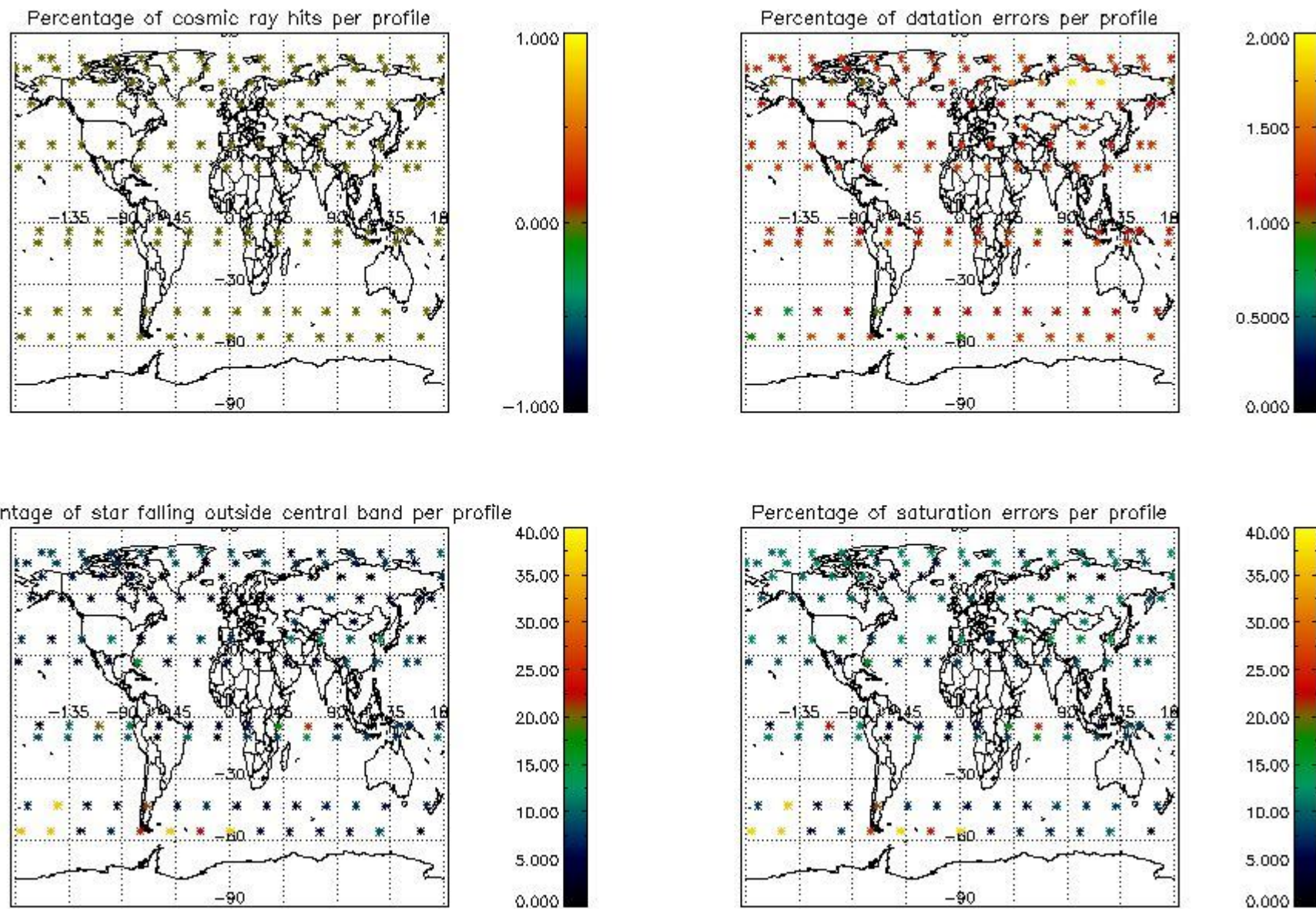


4.2 Plot quality information per product coming from level 1b processing (world map)

4.2.1 Plot level 1 quality information per product (world map): ENVISAT ASCENDING passes



4.2.2 Plot level 1 quality information per product (world map): ENVISAT DESCENDING passes



5. Trace gas profiles

5.1 Ozone statistics based on quality of products

The final quality of the products can be "measured" using the STD (Standard Deviation) attached to every point profile. This information is written to the parameter GOM_NL__2P/NL_LOCAL_SPECIES_DENSITY/o3_std of the level 2 products. The table below shows the statistics for given STD ranges.

The statistics are given with respect to the overall valid production:

- Products without fatal errors: GOM_NL__2P/MPH/PRODUCT_ERR=0
- Valid point profile: GOM_NL__2P/NL_LOCAL_SPECIES_DENSITY/pcd(0)=0

The 'Criteria' is applied to valid points of dark limb products:

- Products in dark limb illumination condition: GOM_NL__2P/NL_SUMMARY_QUALITY/obs_ill_cond=0
- Products without fatal errors: GOM_NL__2P/MPH/PRODUCT_ERR=0
- Valid point profile: GOM_NL__2P/NL_LOCAL_SPECIES_DENSITY/pcd(0)=0

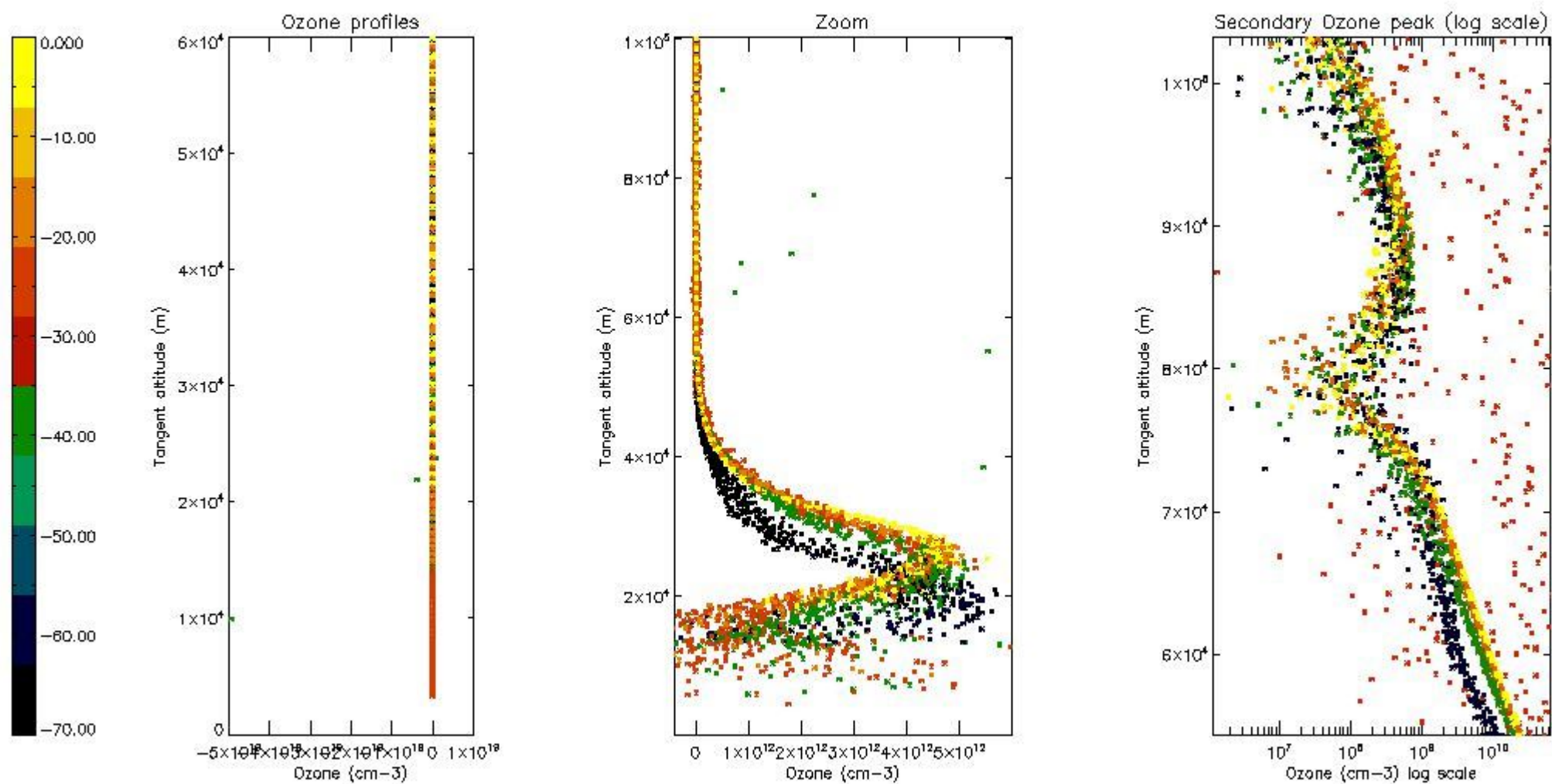
So, the table below shows the percentage of dark limb and valid observations for each criteria with respect to the overall valid daily observations.

Criteria	% of total production
All STD	22
STD < 20	11

STD < 10	8
STD < 5	5

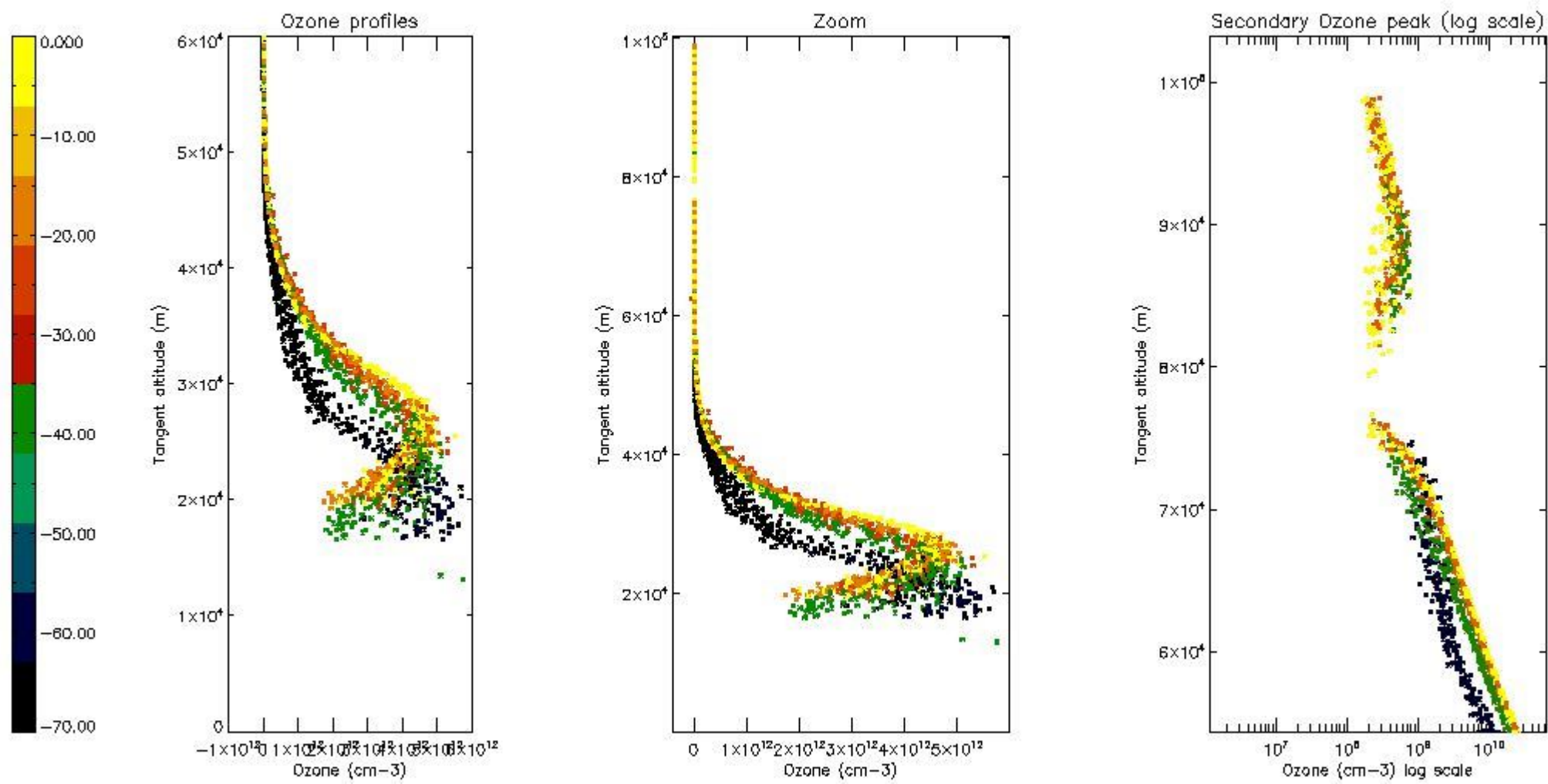
5.2 Plot ozone profiles for all STD (dark without errors)

The colorbar represents the latitude.



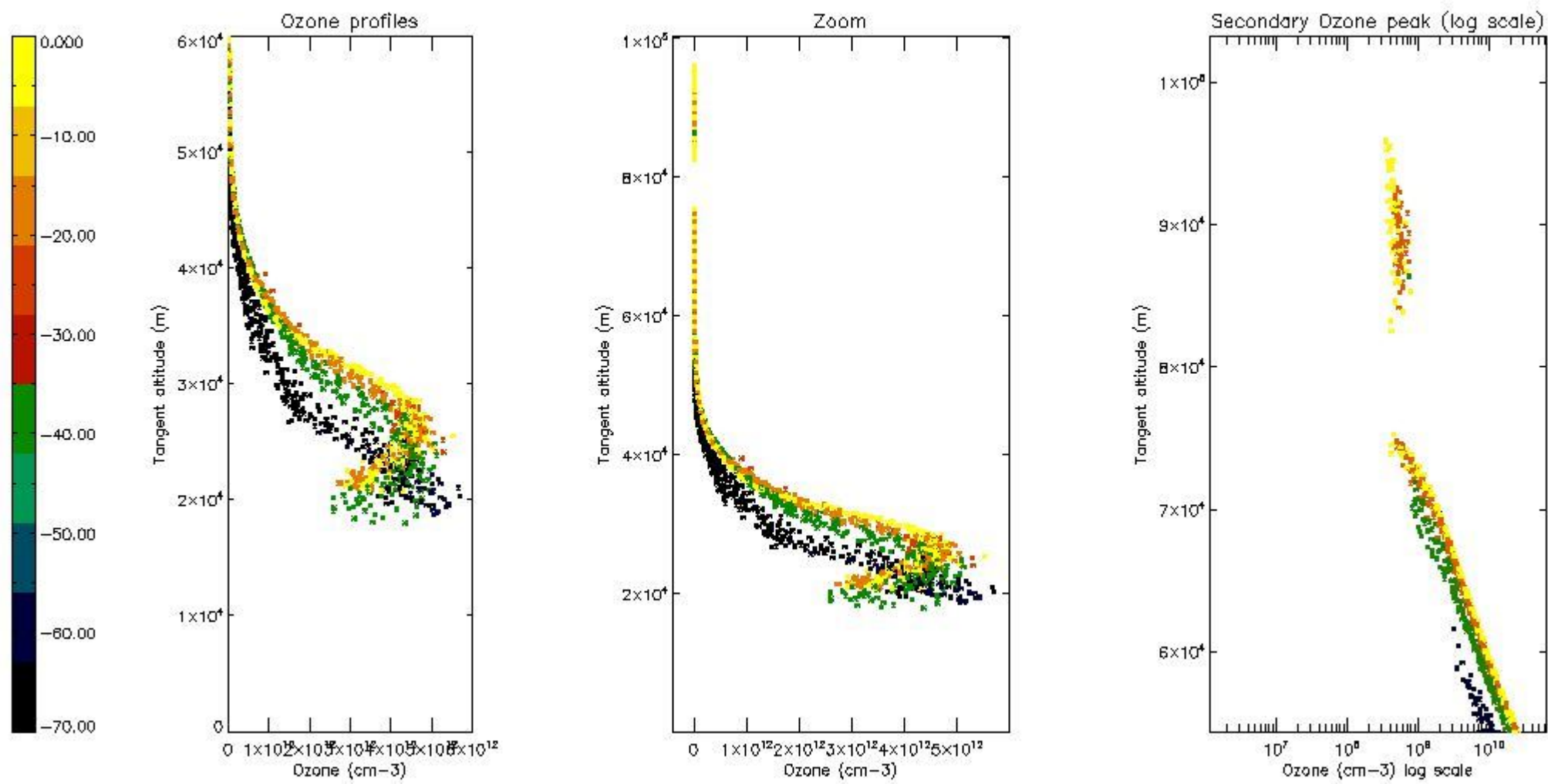
5.3 Plot ozone profiles where STD < 20% (dark without errors)

The colorbar represents the latitude.



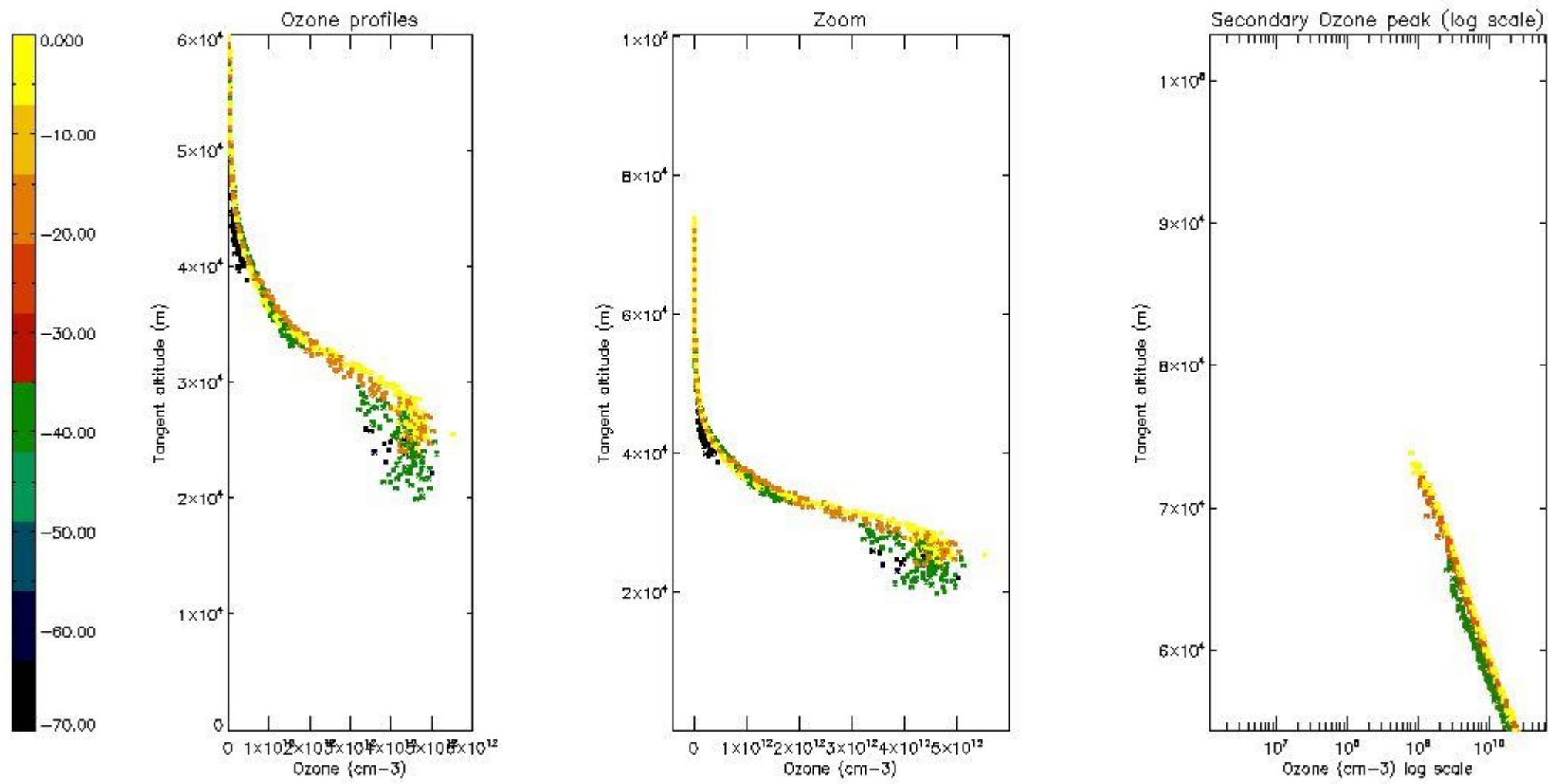
5.4 Plot ozone profiles where STD < 10% (dark without errors)

The colorbar represents the latitude.



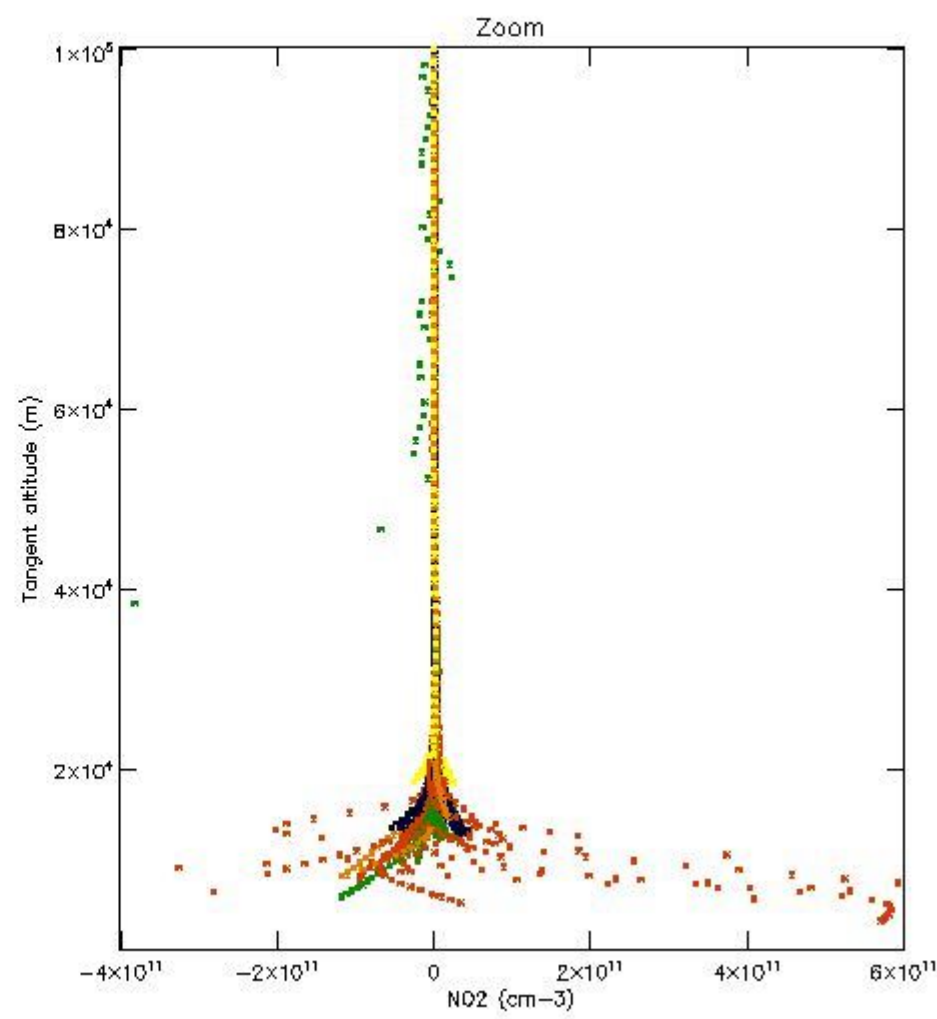
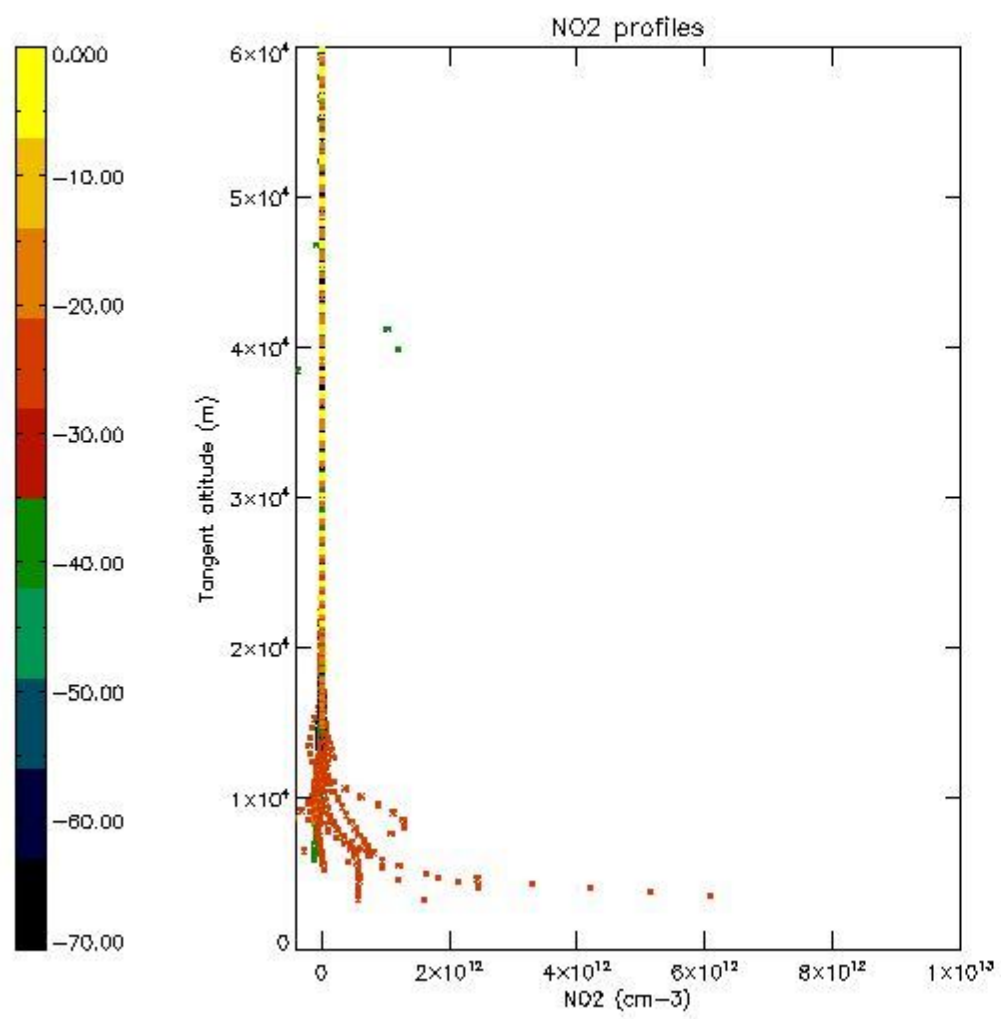
5.5 Plot ozone profiles where STD < 5% (dark without errors)

The colorbar represents the latitude.



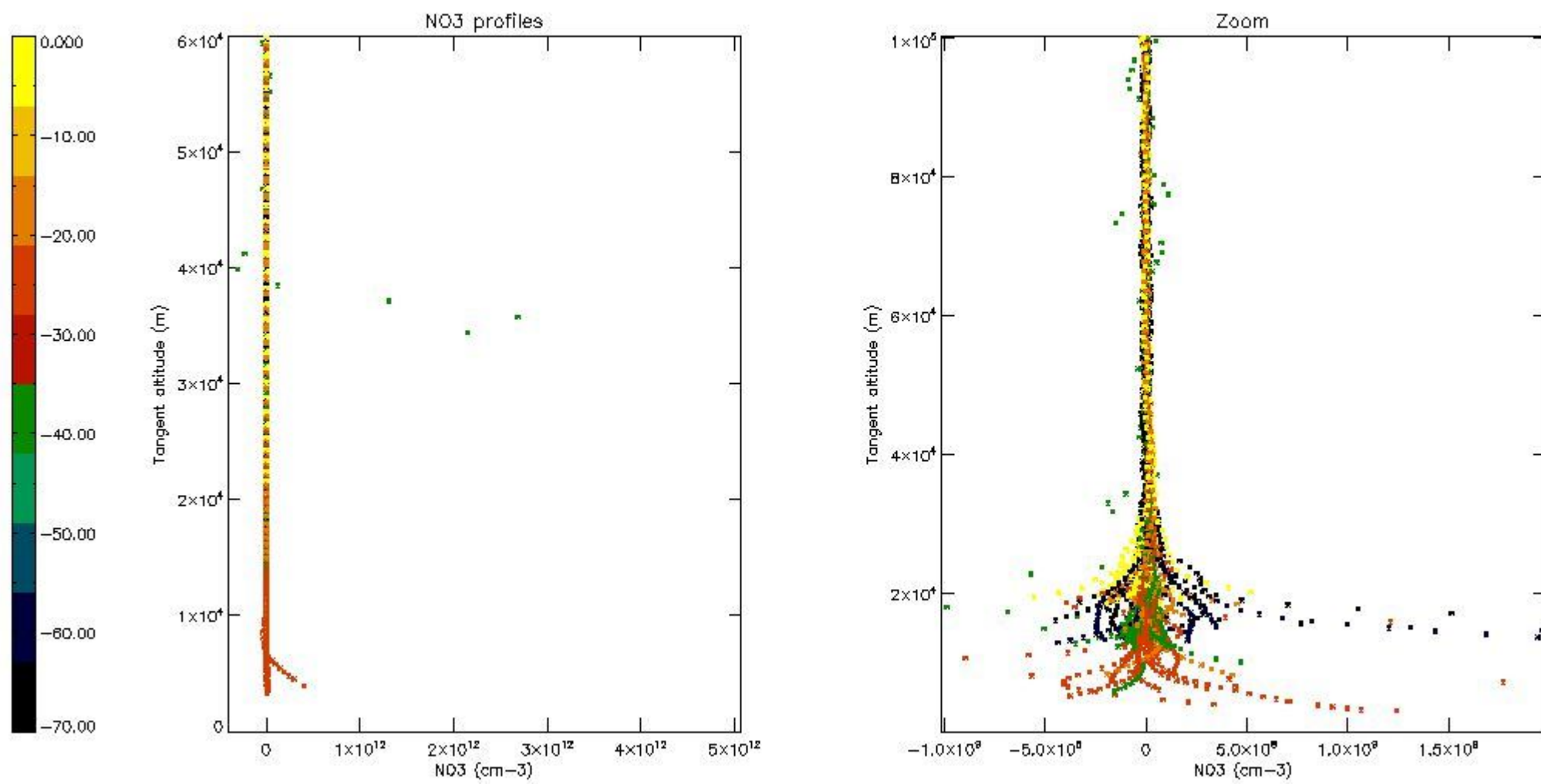
5.6 Plot NO₂ profiles for all STD (dark without errors)

The colorbar represents the latitude.



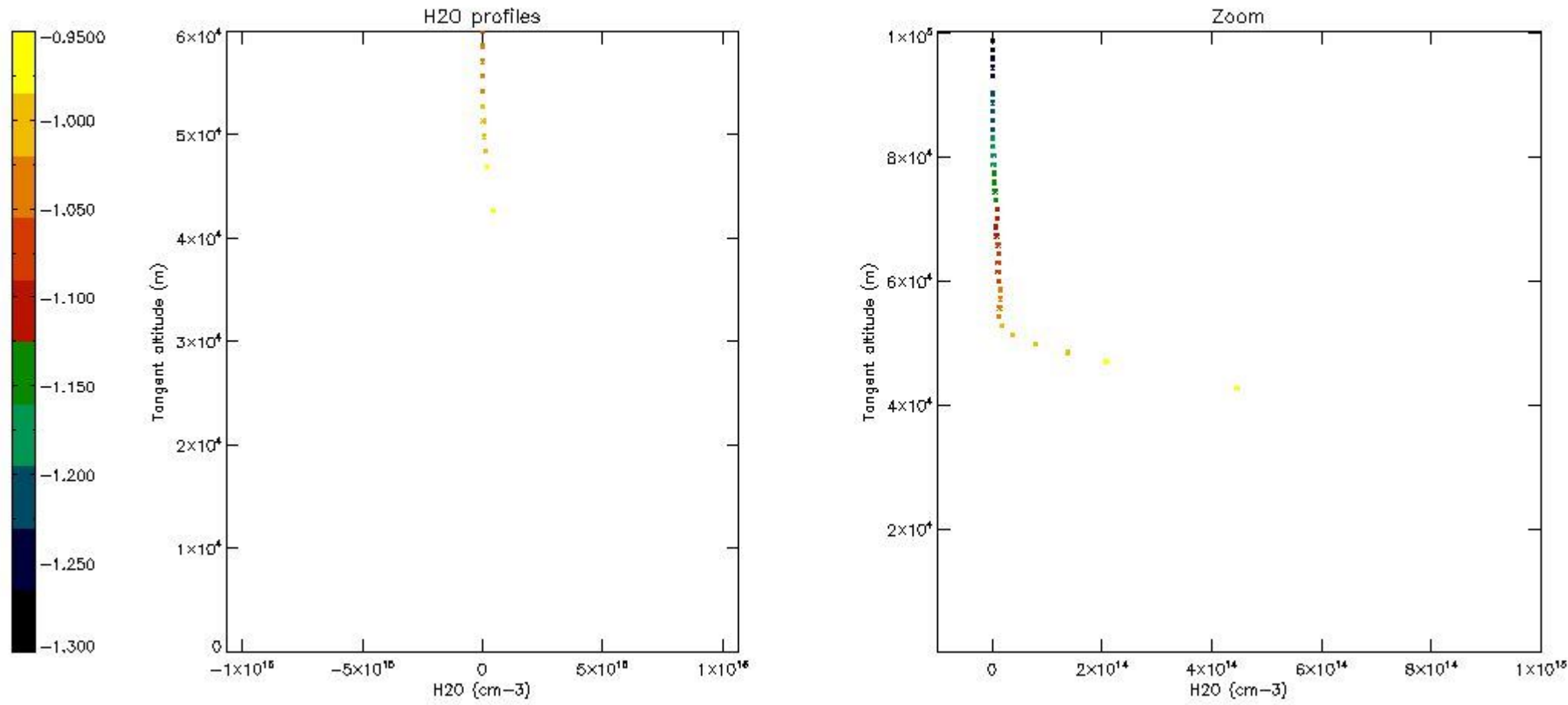
5.7 Plot NO3 profiles for all STD (dark without errors)

The colorbar represents the latitude.



5.8 Plot H2O profiles for all STD (only for occultations of stars 1,2,3,4,13,14,16,26,63 dark without errors)

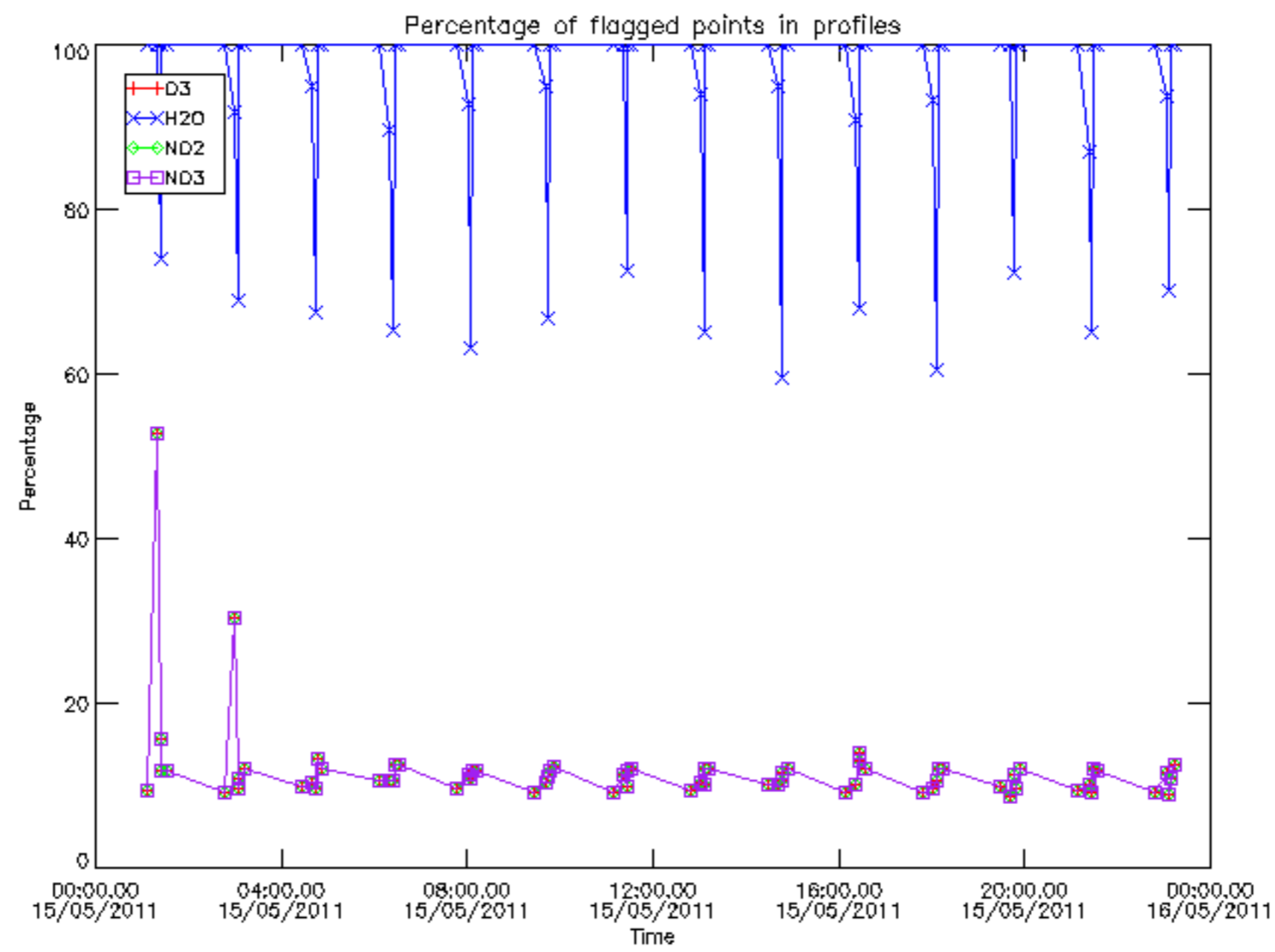
The colorbar represents the latitude.



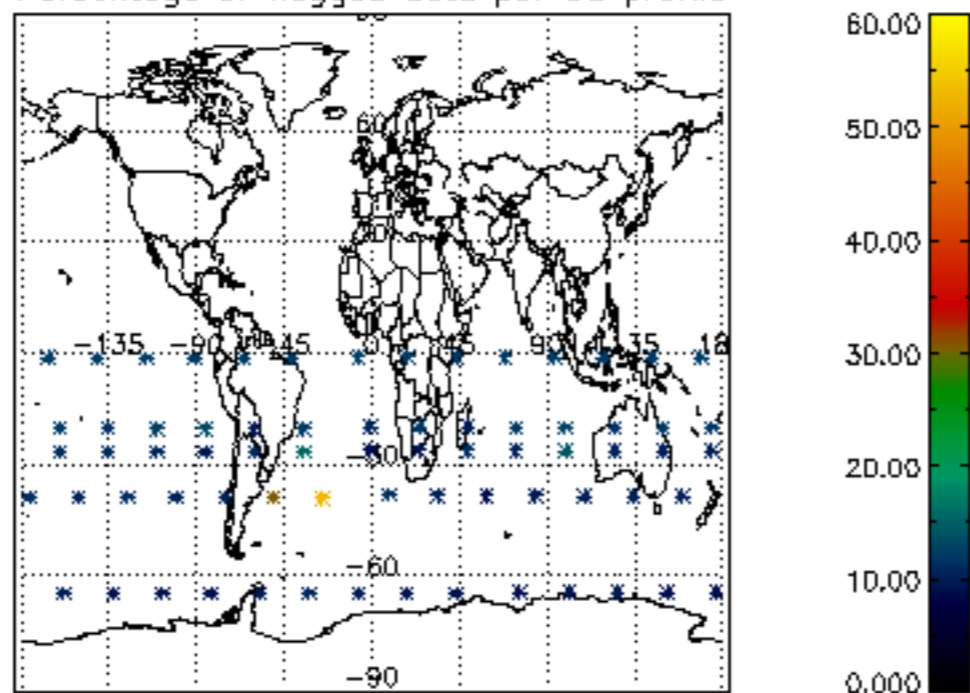
6. Auxiliary Data Files used for the production reported in section 2

The number reported in the third column indicates since which file (see list in section 2) the corresponding auxiliary file has been used. The fourth column is the date of those product files.

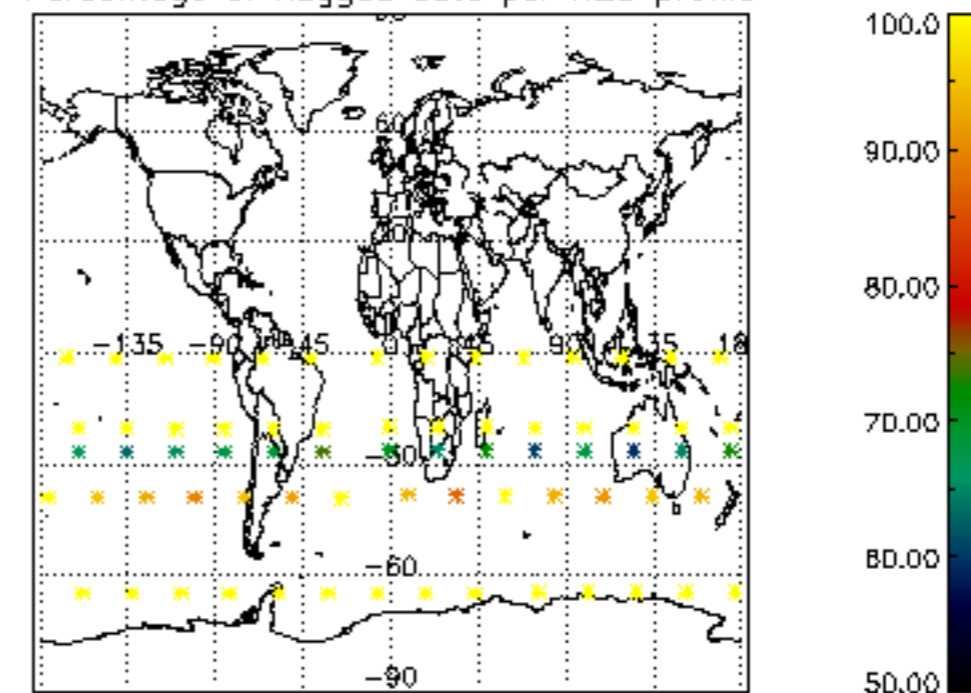
Type	Auxiliary Filename	Used since product	Used since product date
INST_PHYS_CHARACTERISTICS	GOM_INS_AXVIEC20091111_143220_20030716_120000_20500101_000000	1	15-MAY-2011 00:00:31
LEVEL-2_PROC_CONFIG	GOM_PR2_AXVIEC20091111_152718_20020301_000000_20500101_000000	1	15-MAY-2011 00:00:31
CROSS_SECTIONS_FILE	GOM_CRS_AXVIEC20091111_154832_20020301_000000_20500101_000000	1	15-MAY-2011 00:00:31



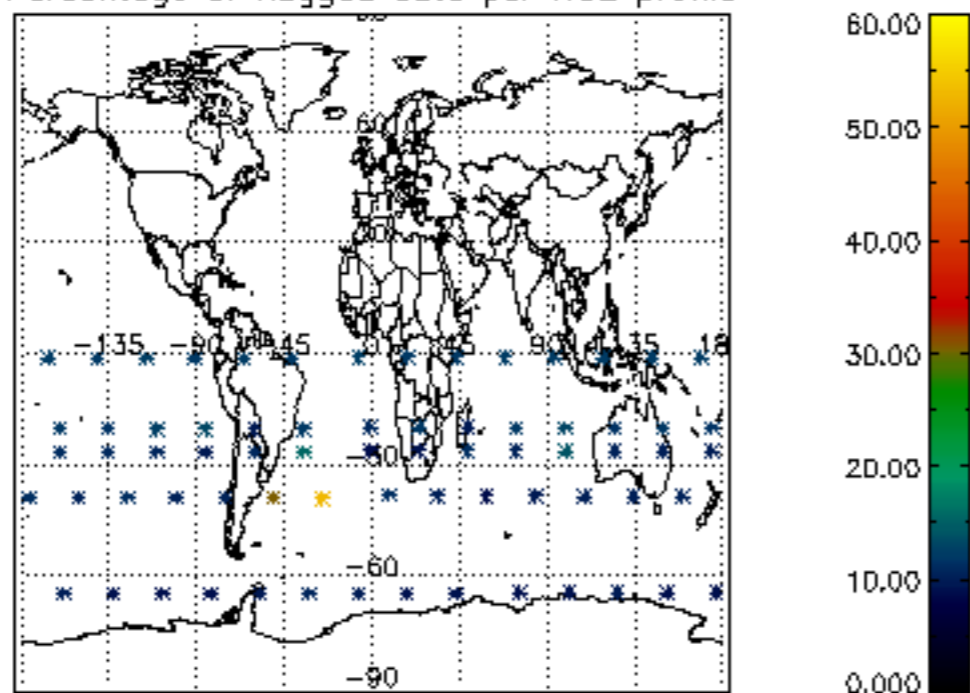
Percentage of flagged data per D3 profile



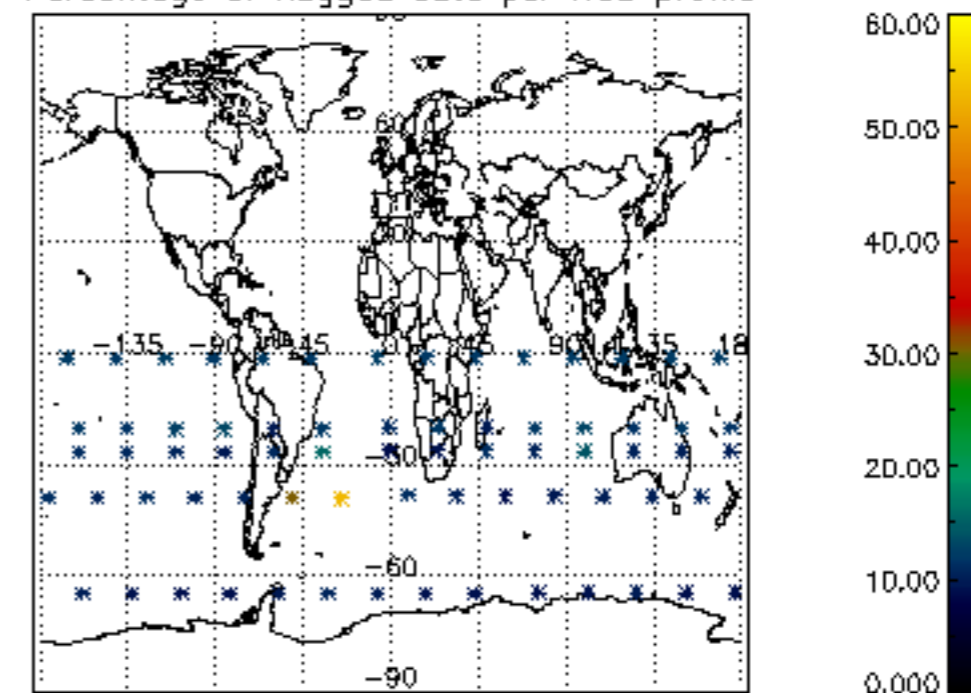
Percentage of flagged data per H2O profile

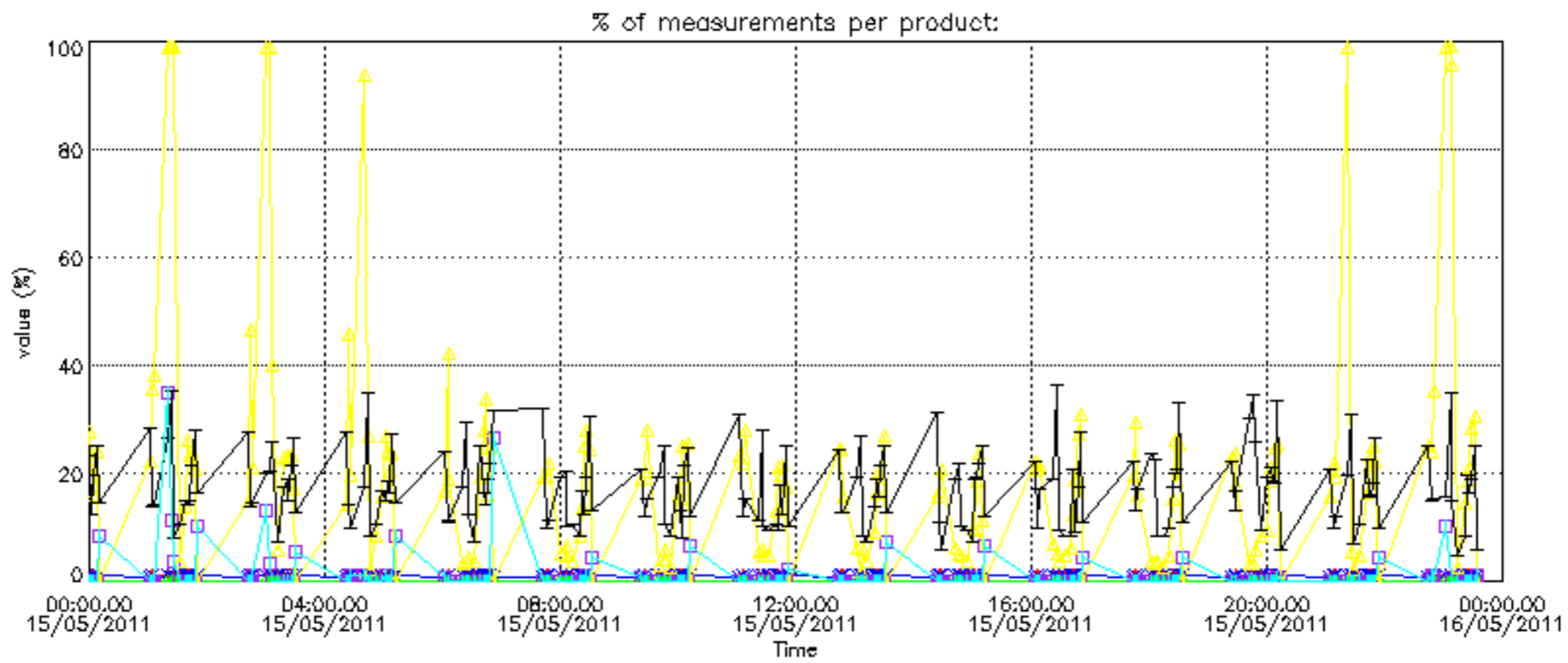


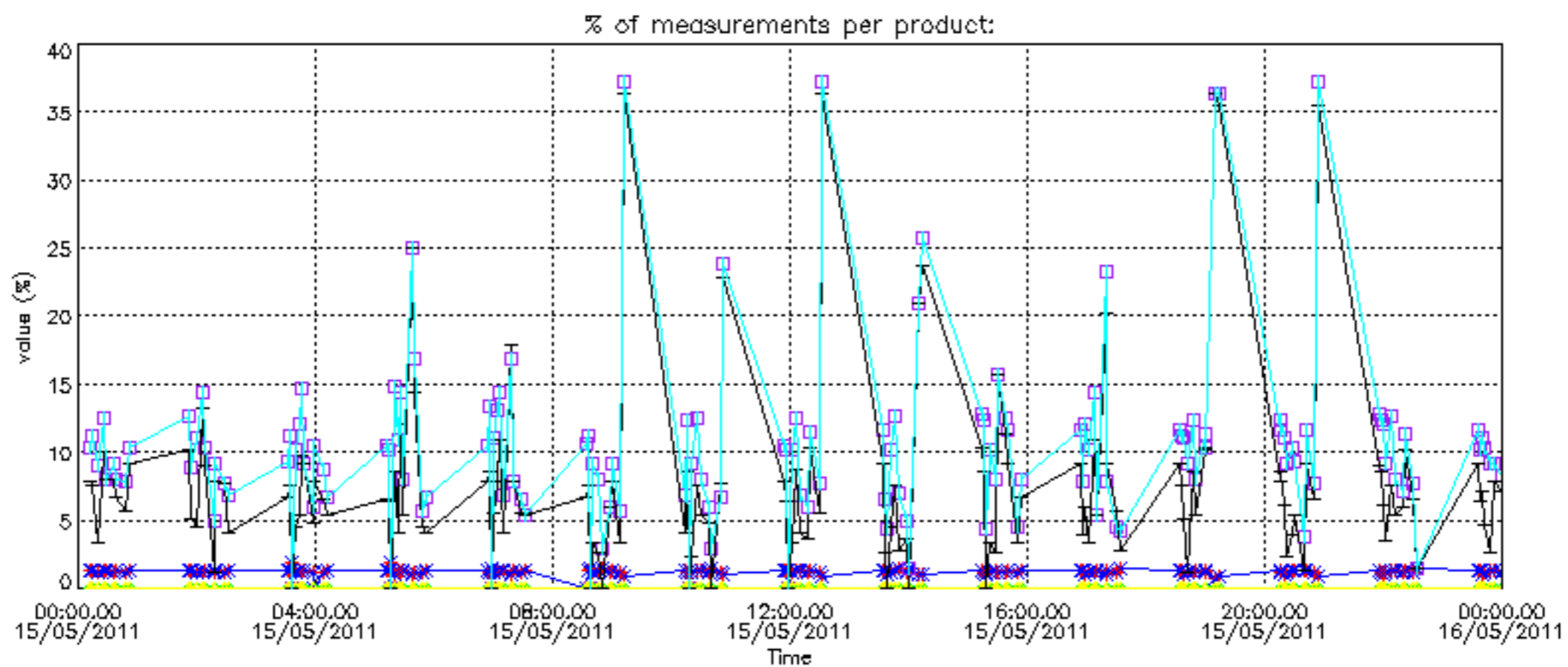
Percentage of flagged data per NO2 profile



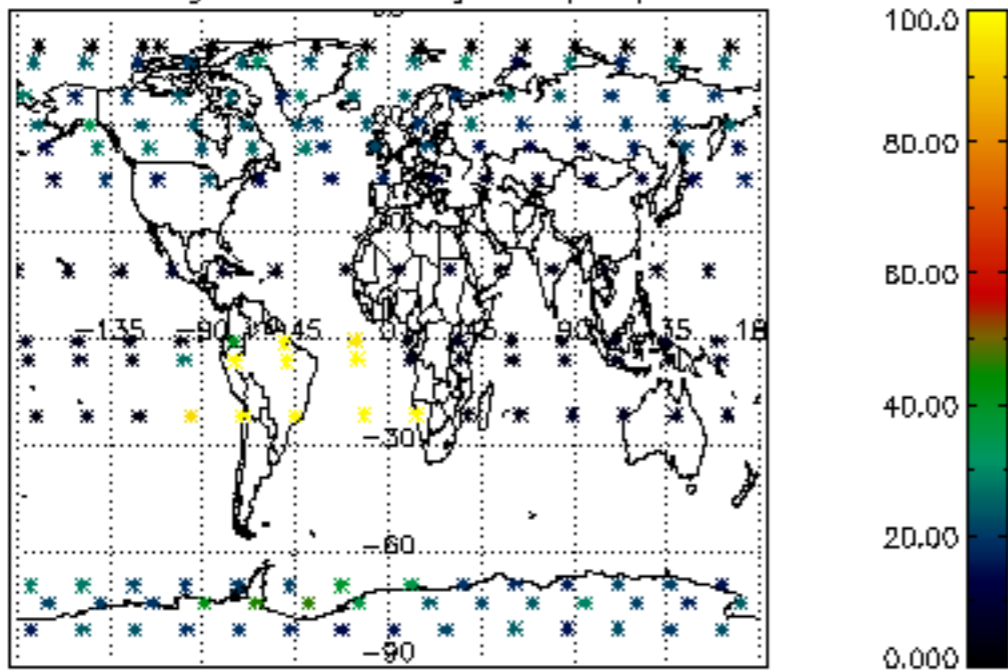
Percentage of flagged data per NO3 profile



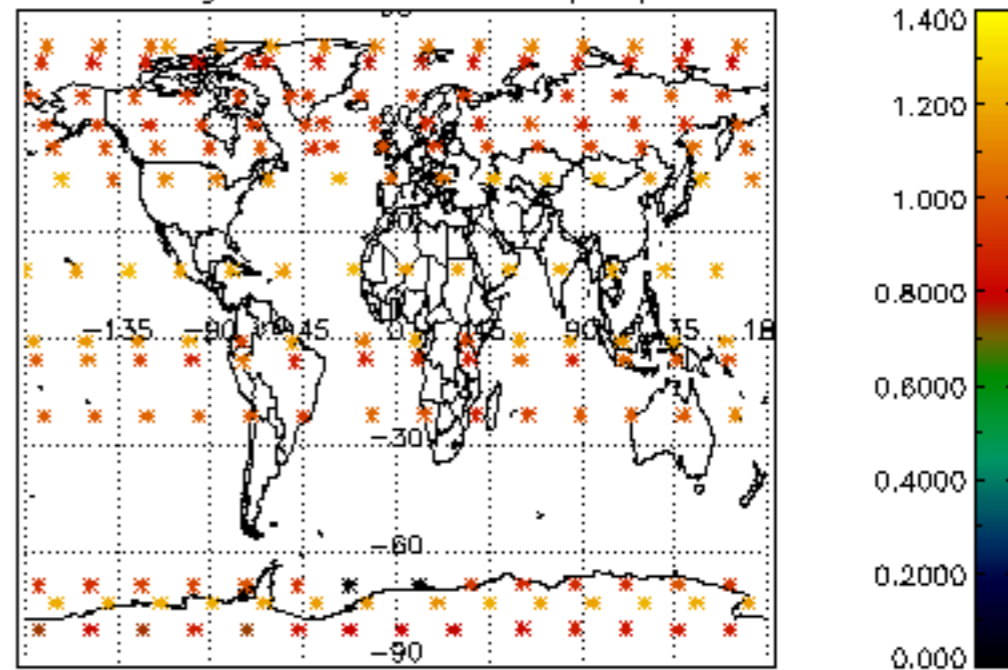




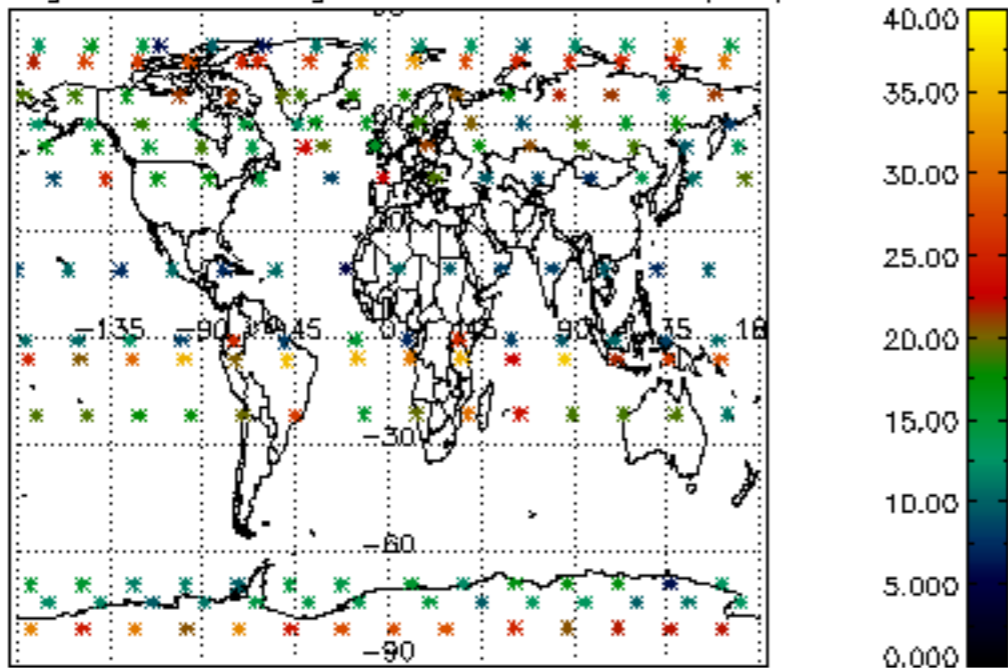
Percentage of cosmic ray hits per profile



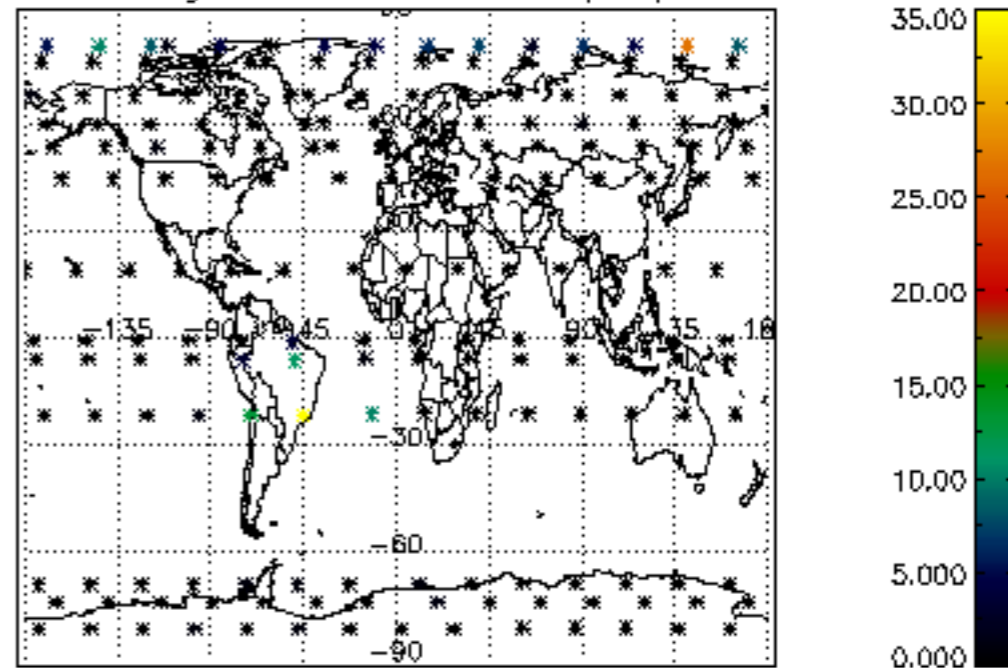
Percentage of datation errors per profile



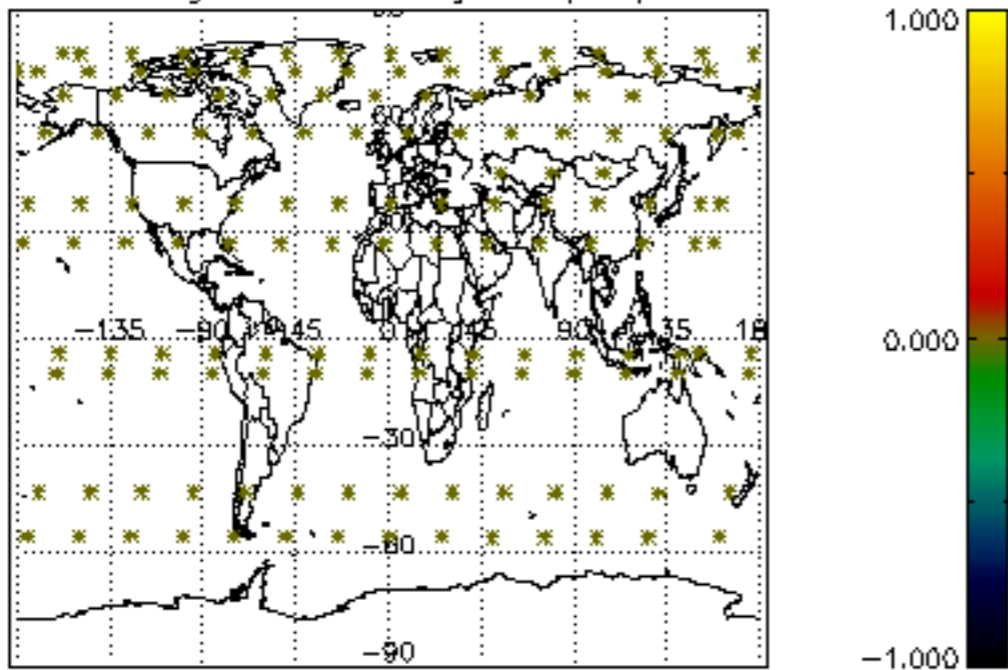
Percentage of star falling outside central band per profile



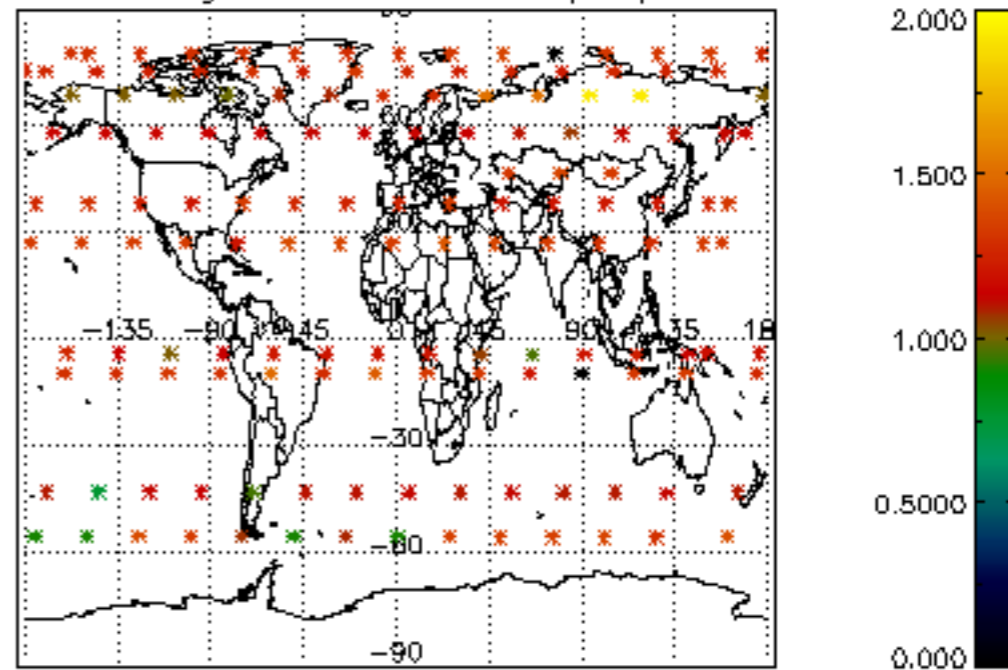
Percentage of saturation errors per profile



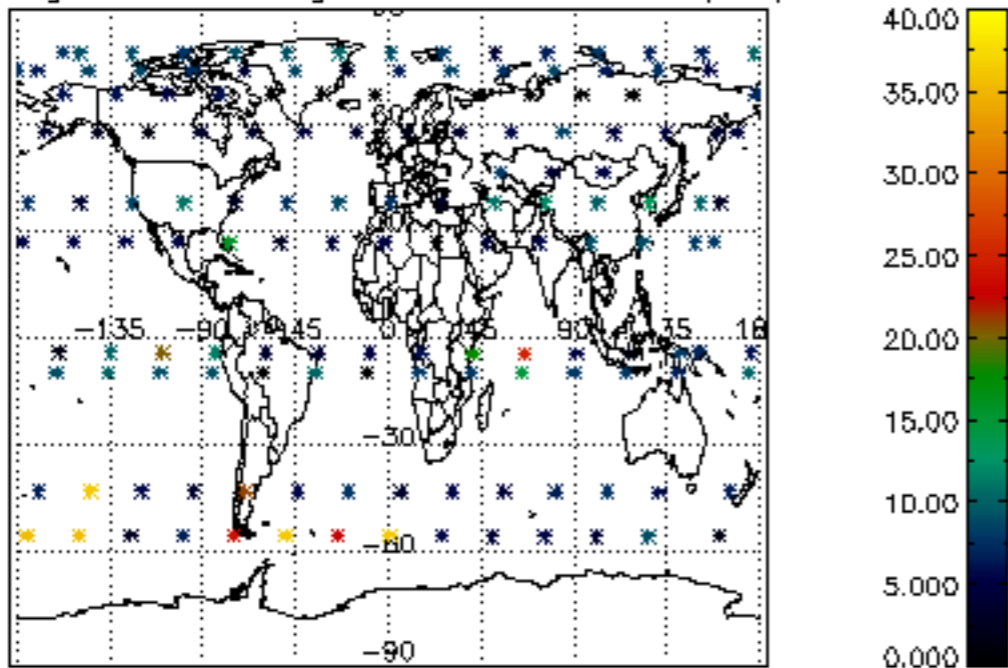
Percentage of cosmic ray hits per profile



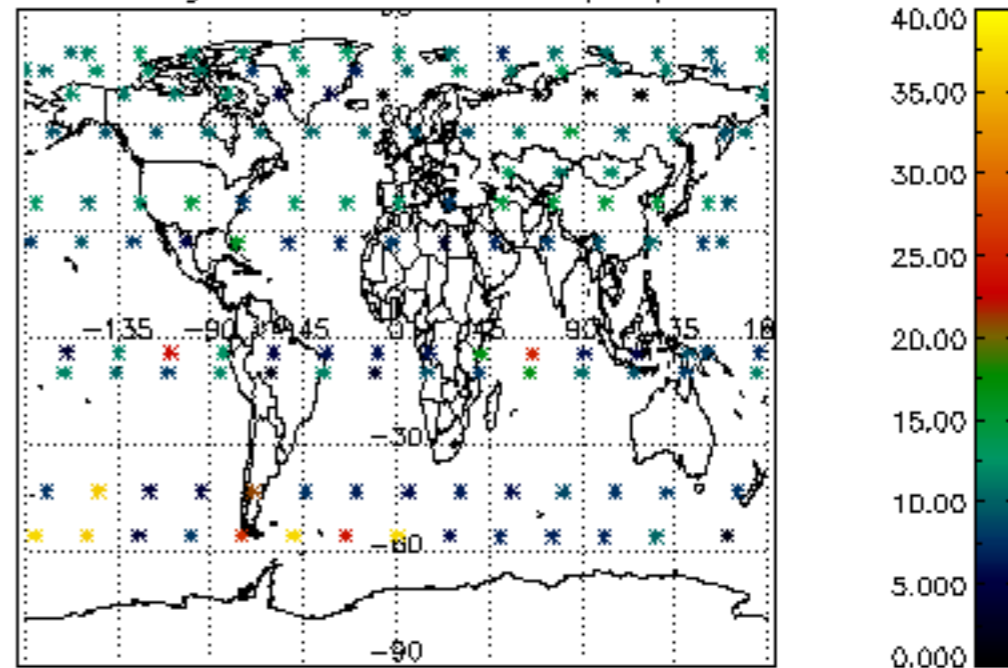
Percentage of datation errors per profile

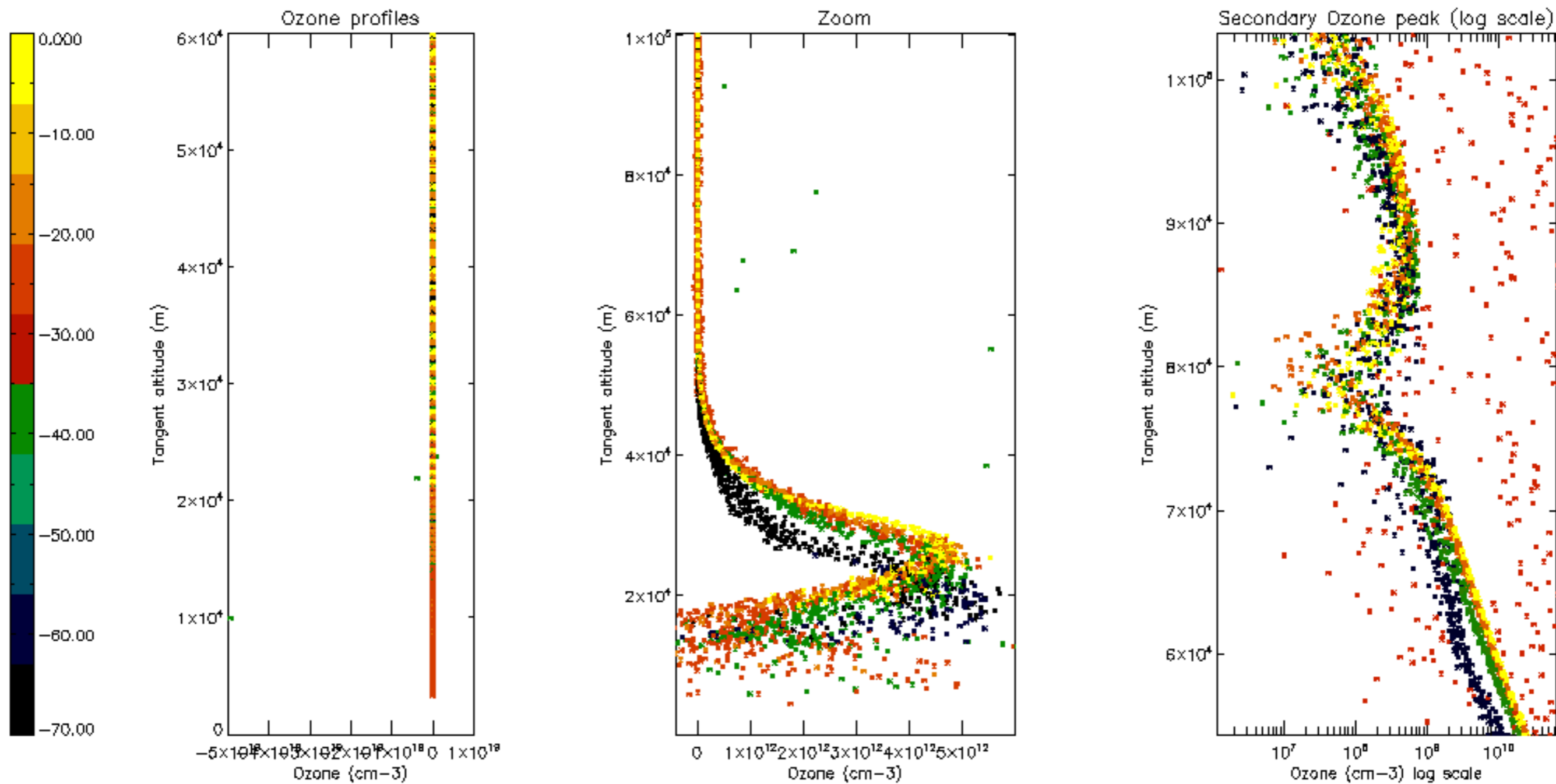


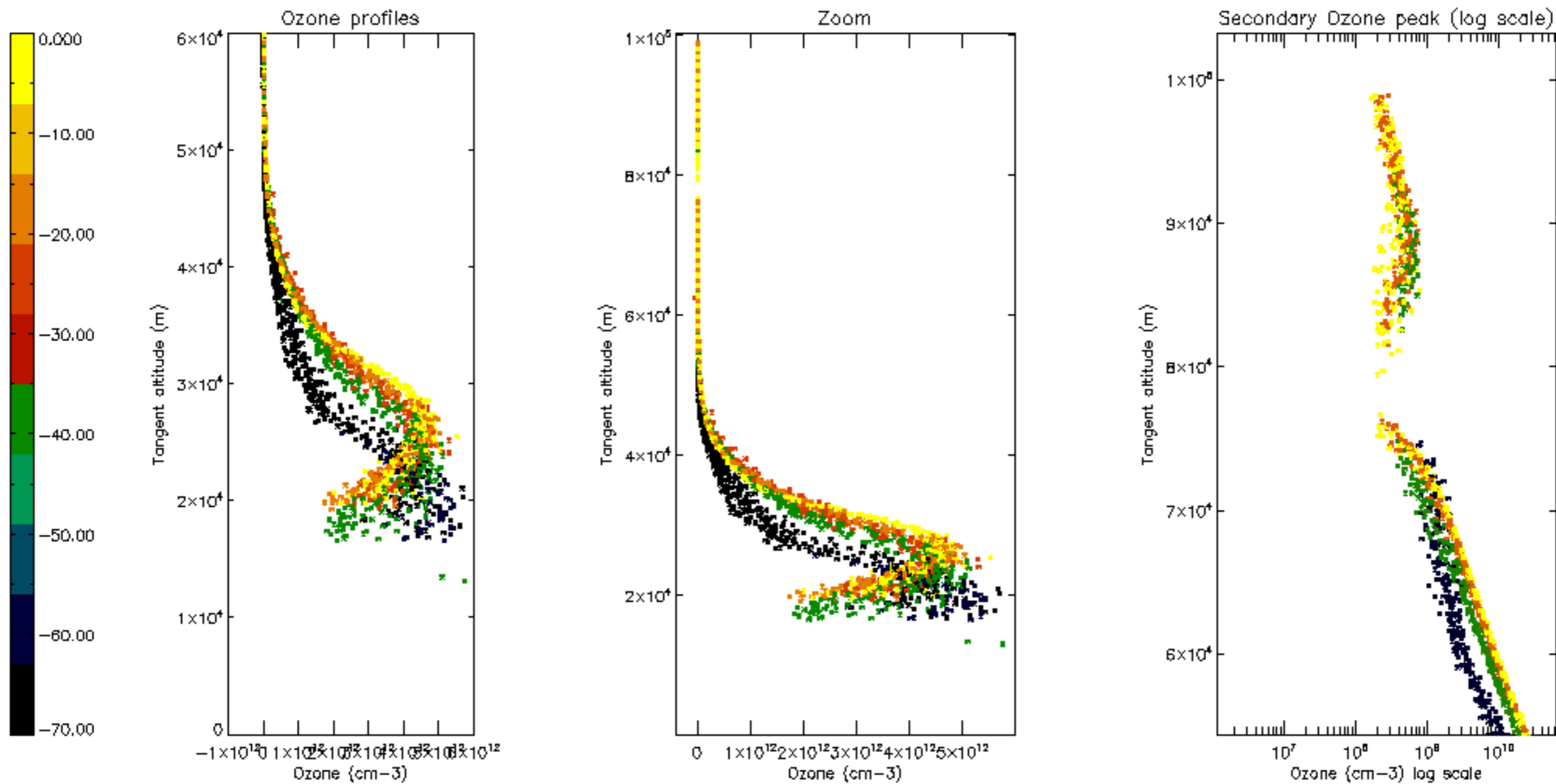
Percentage of star falling outside central band per profile

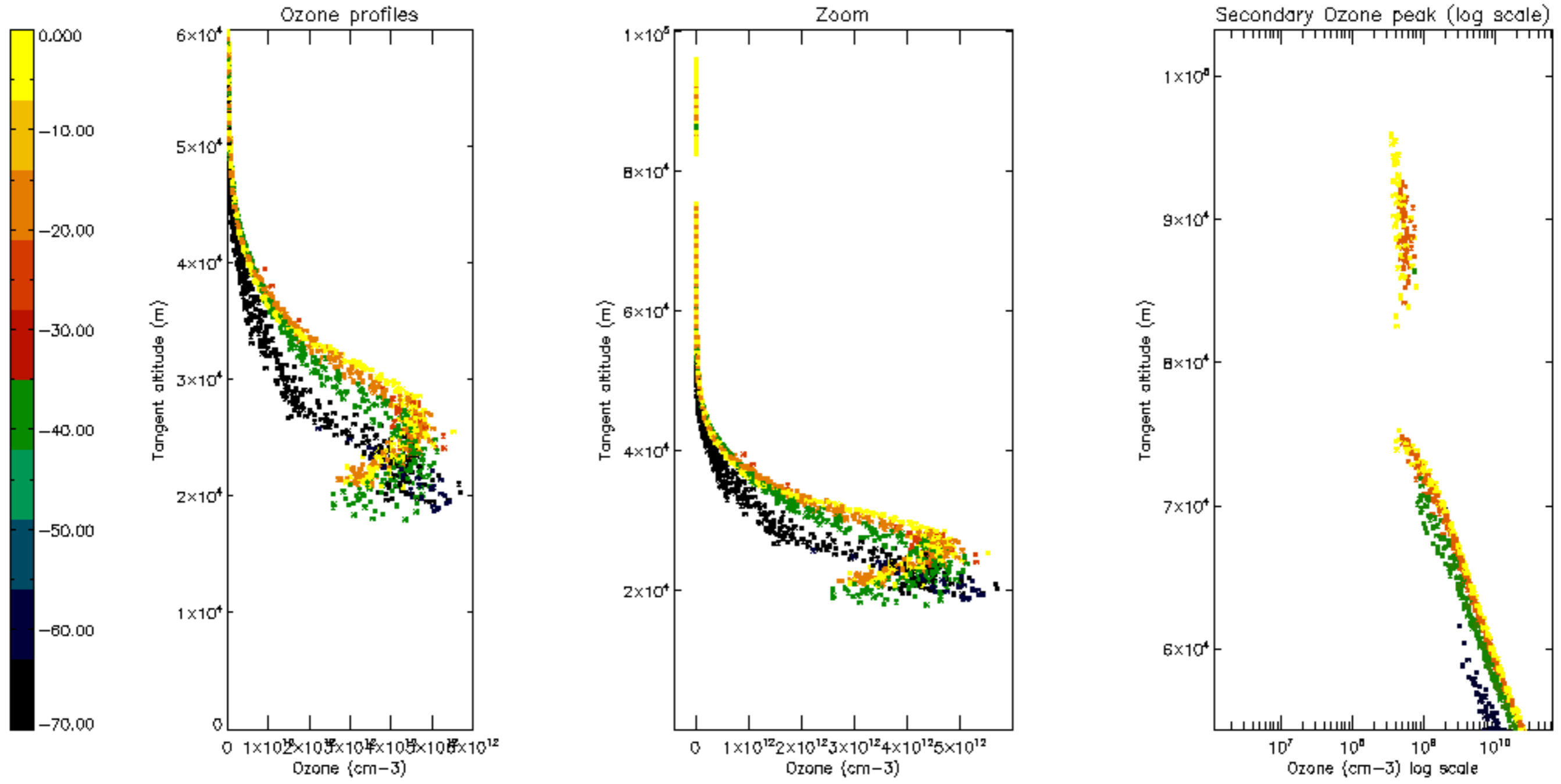


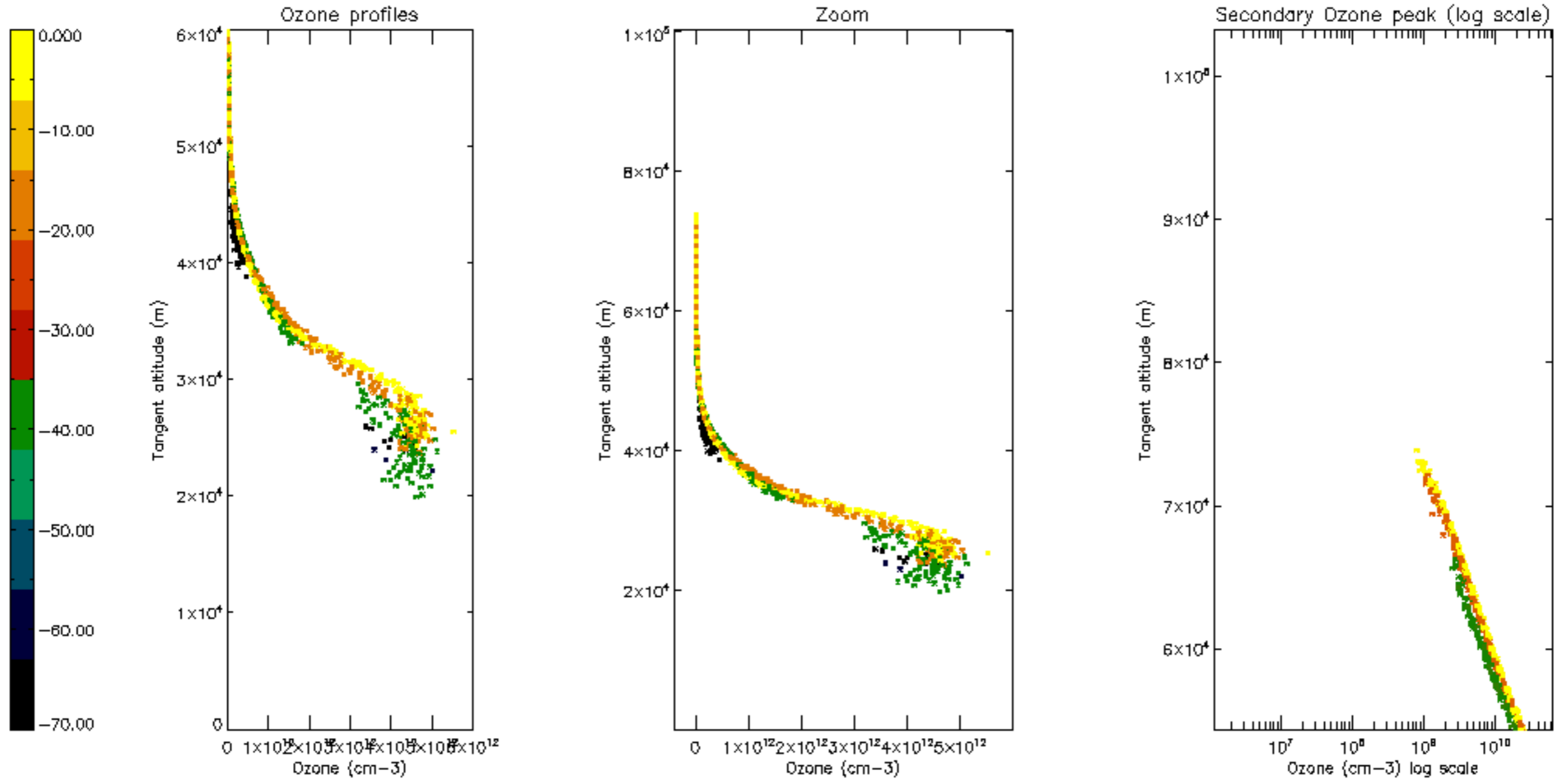
Percentage of saturation errors per profile

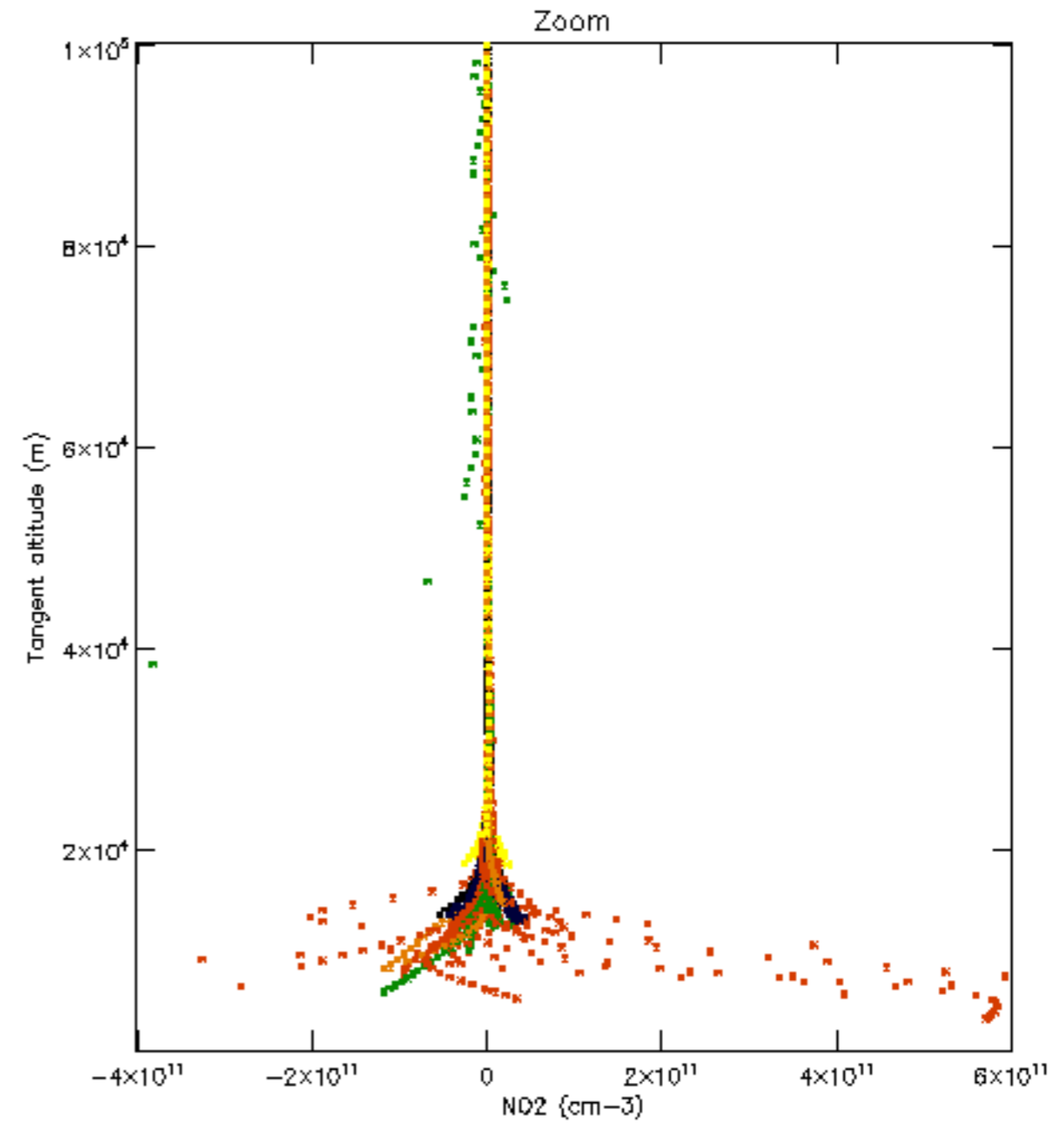
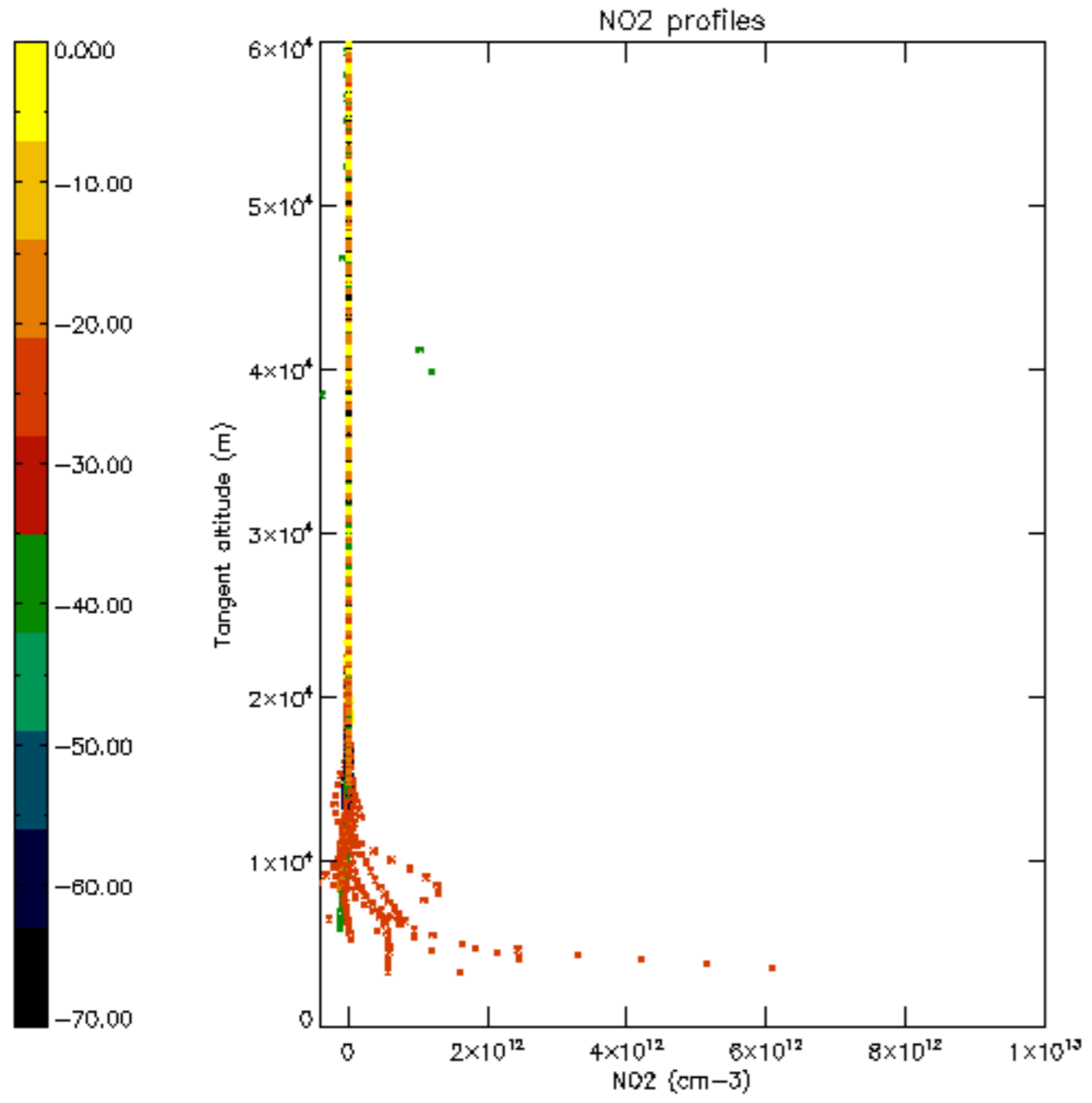


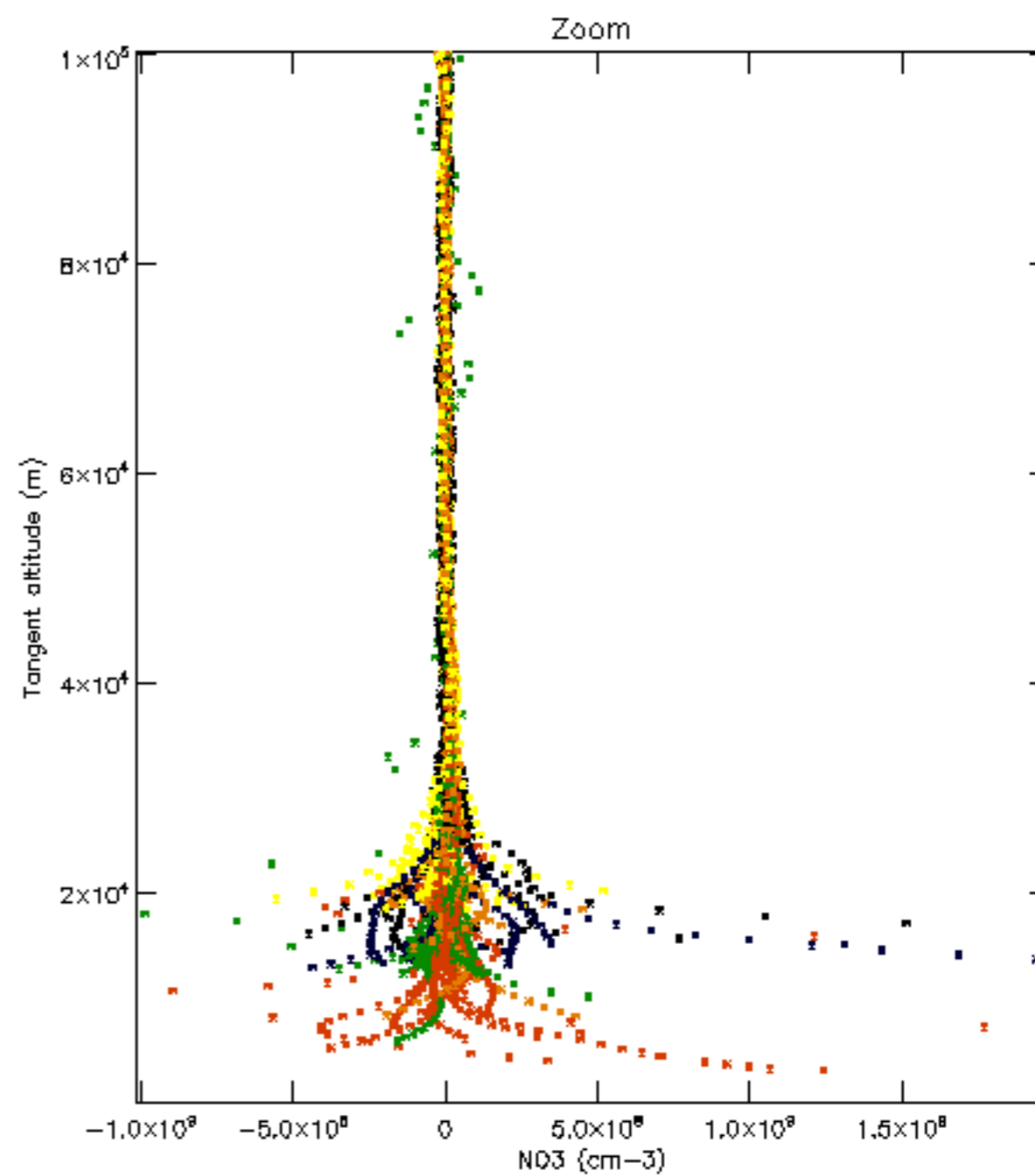
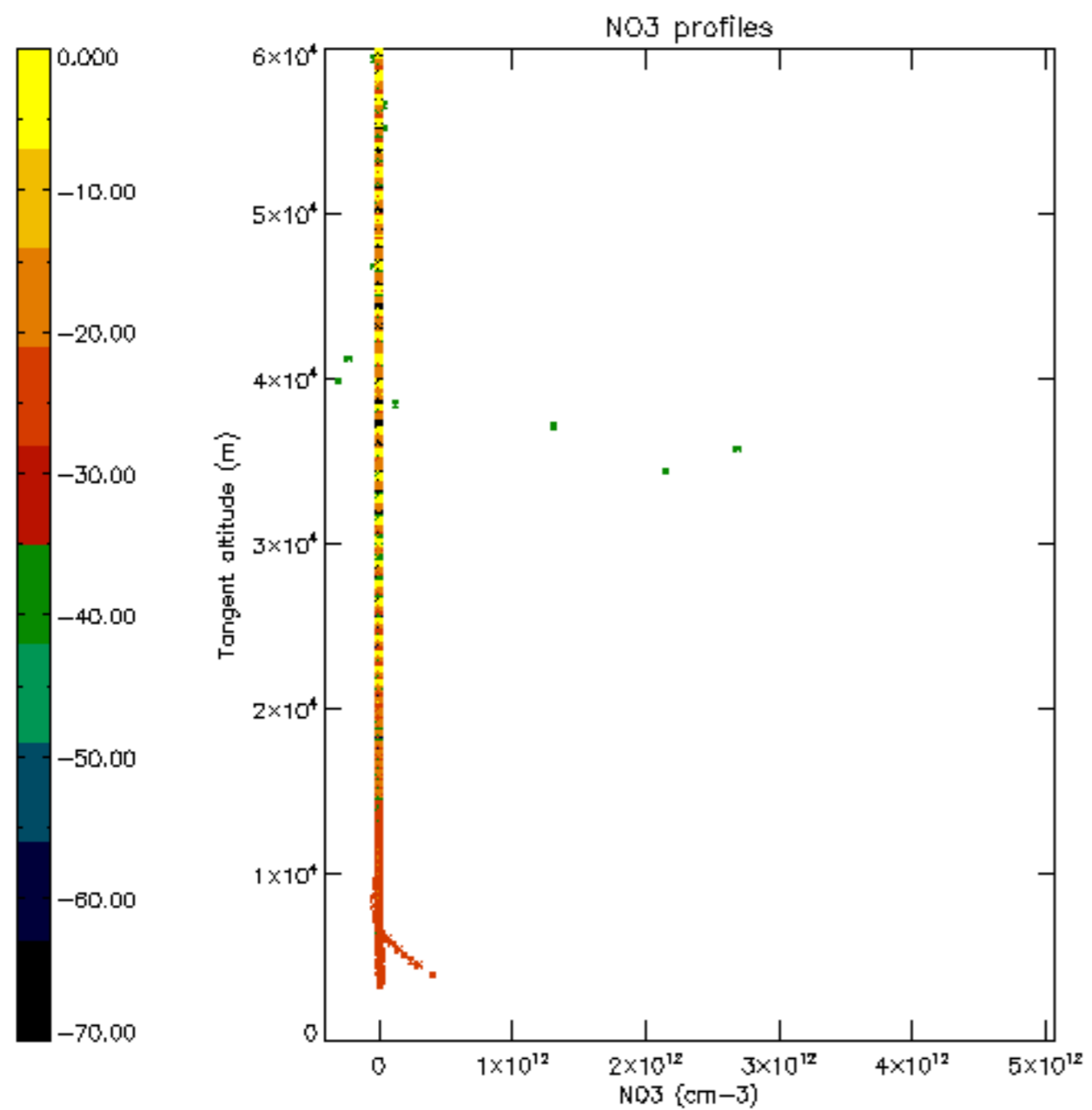


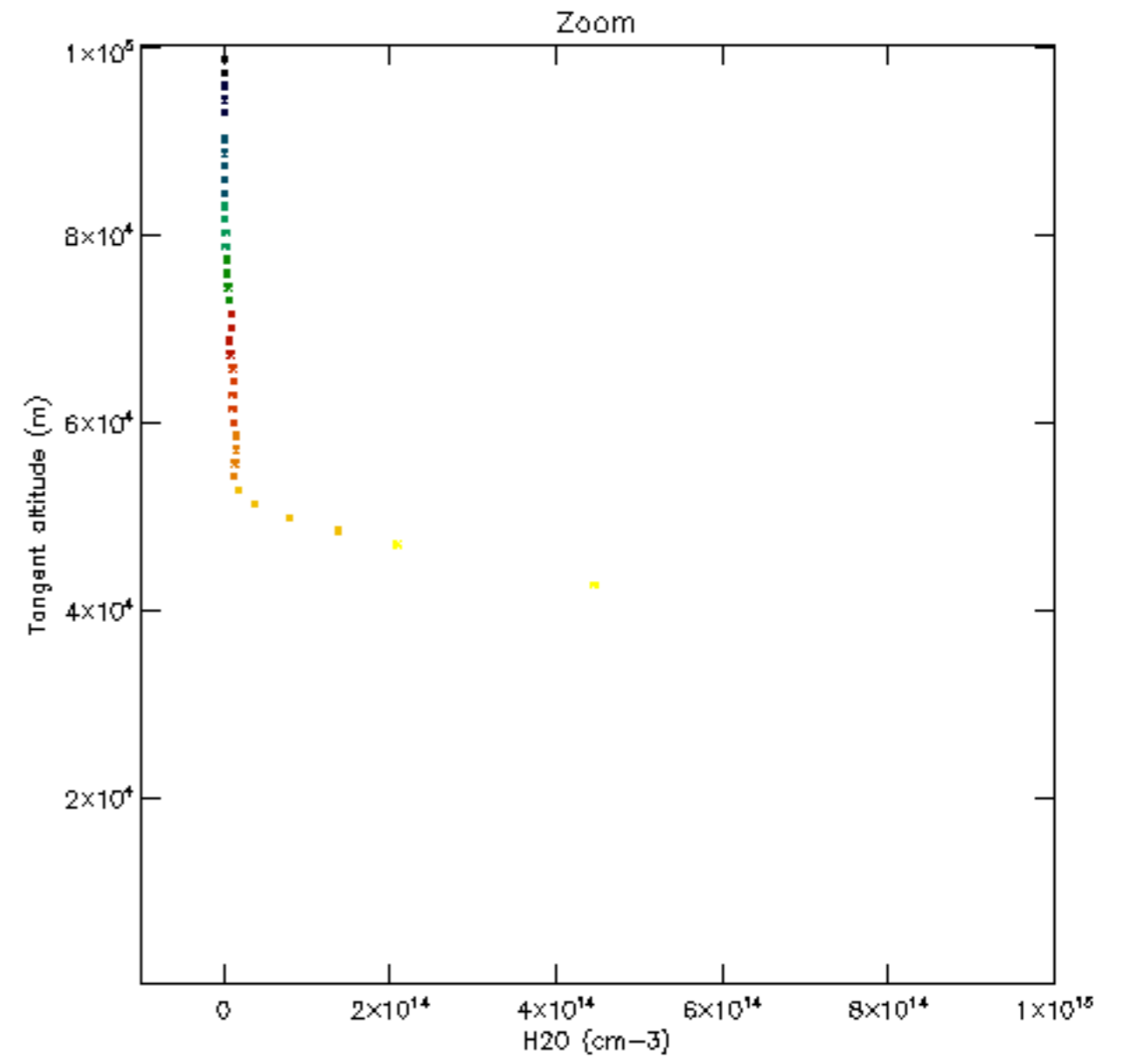
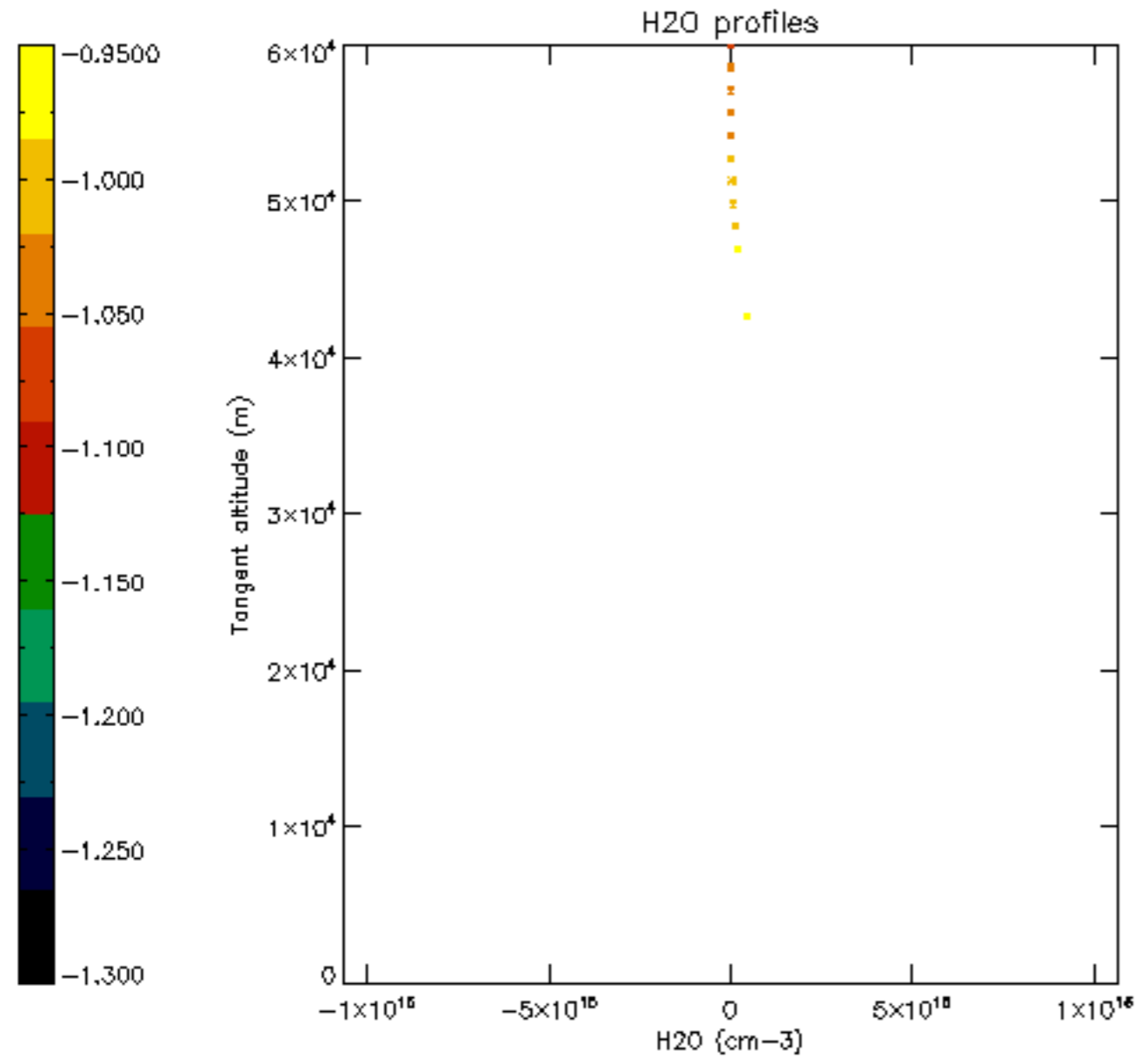


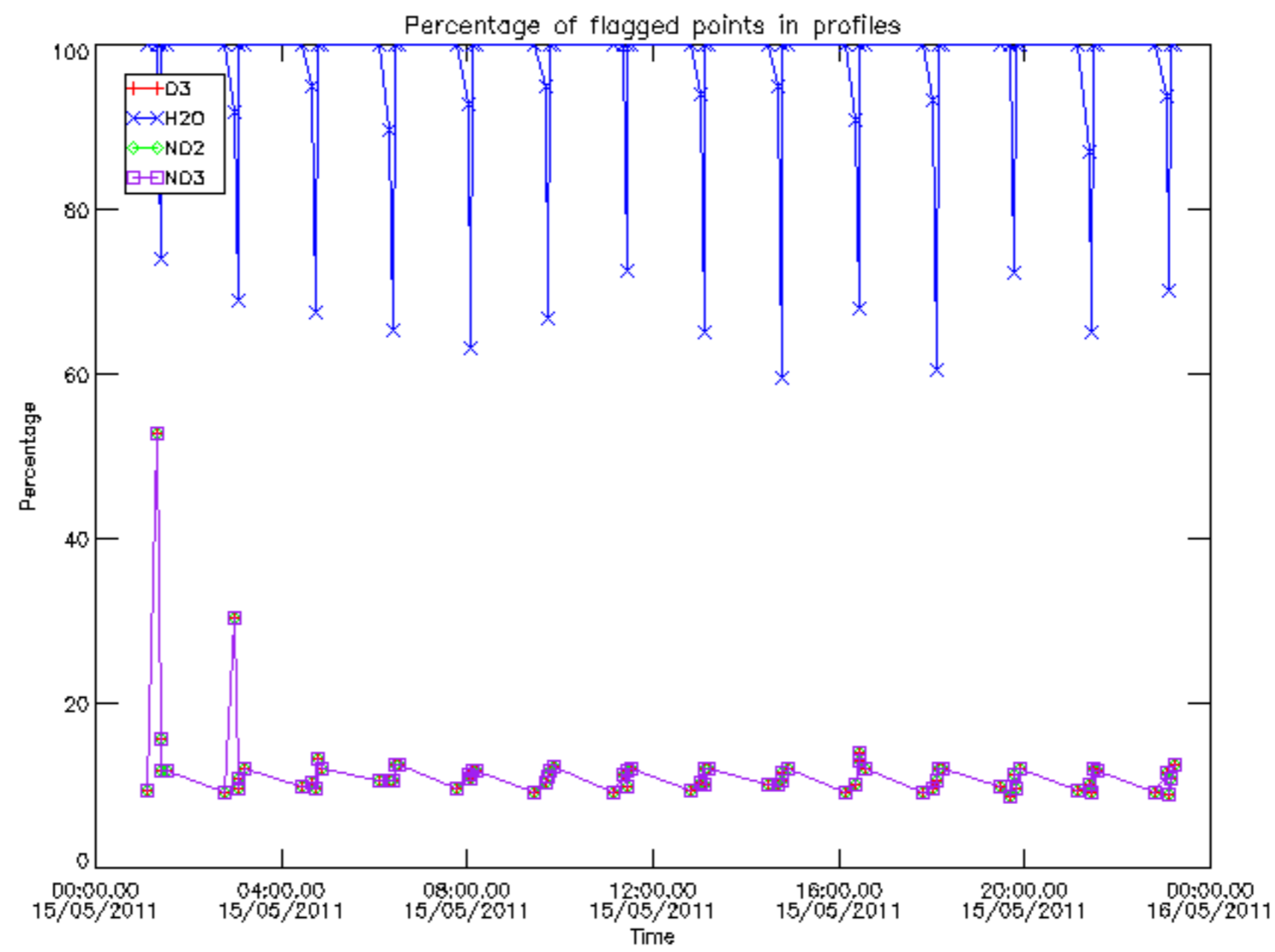




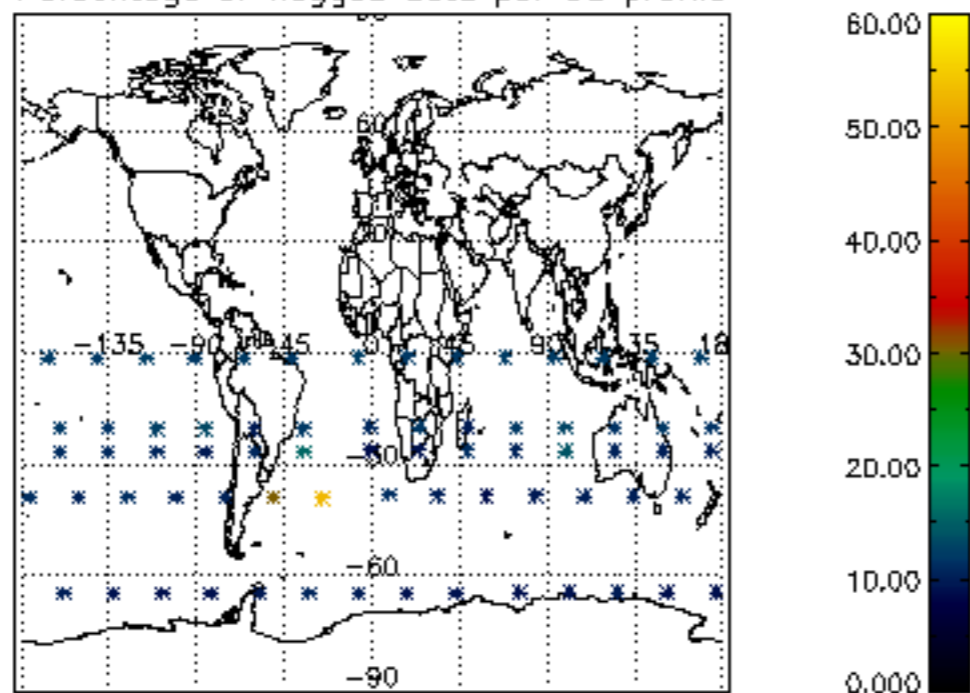




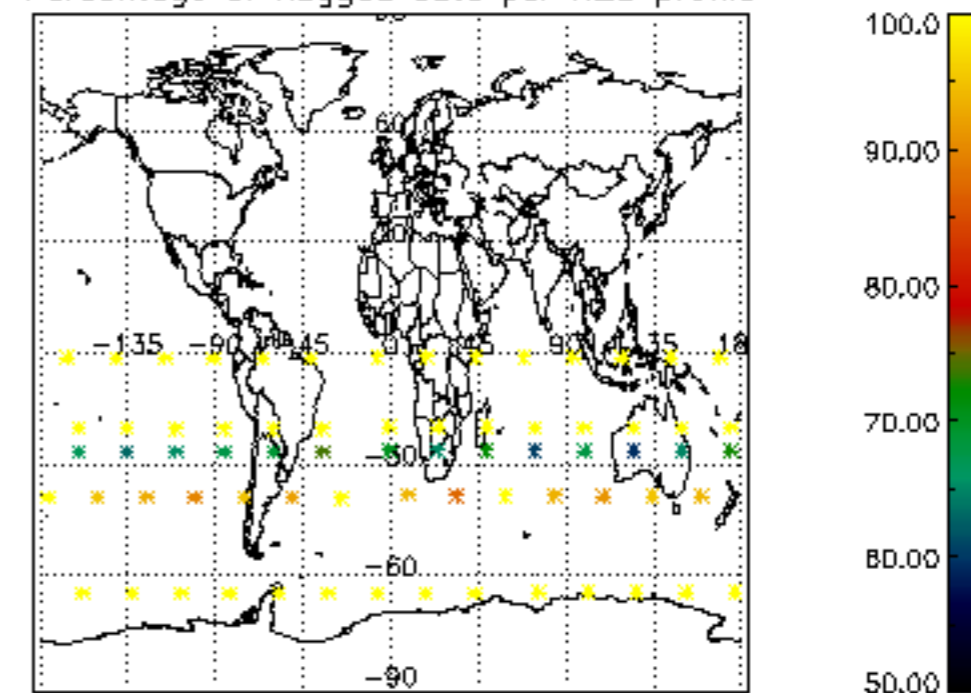




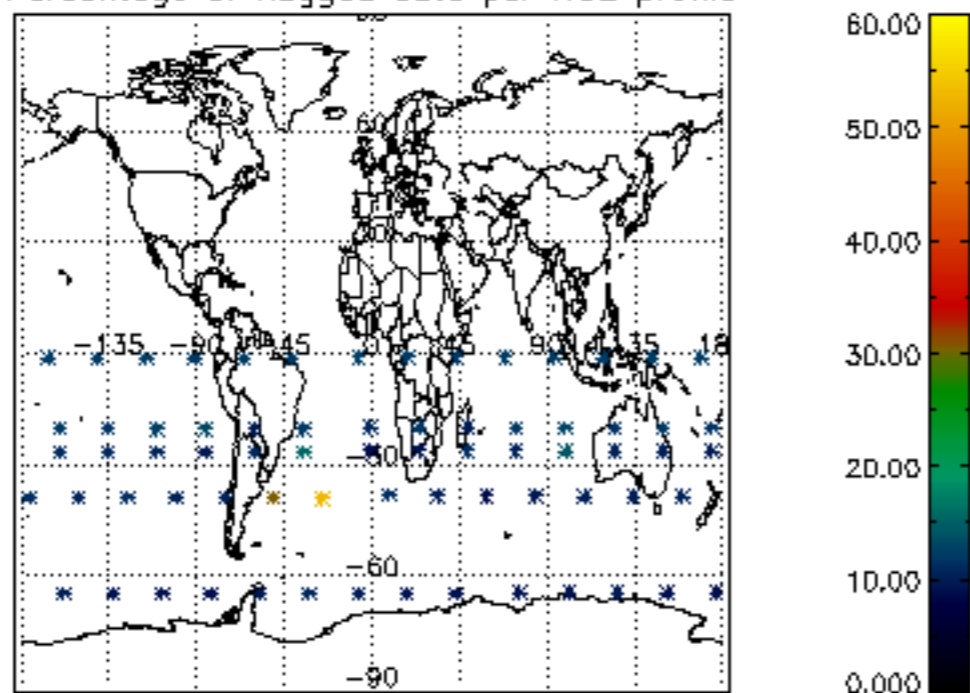
Percentage of flagged data per D3 profile



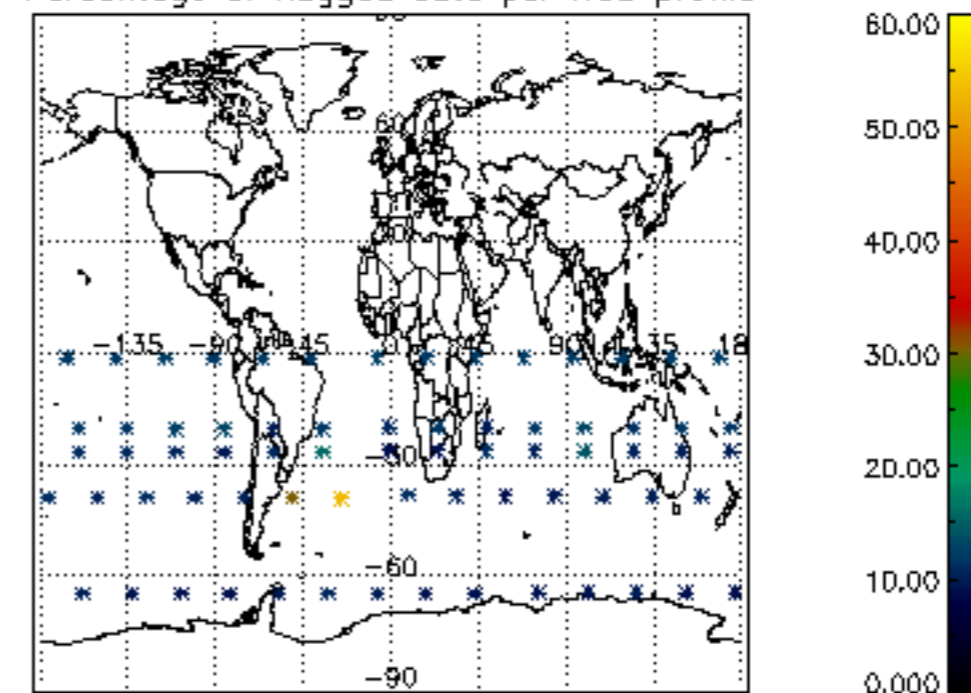
Percentage of flagged data per H2O profile

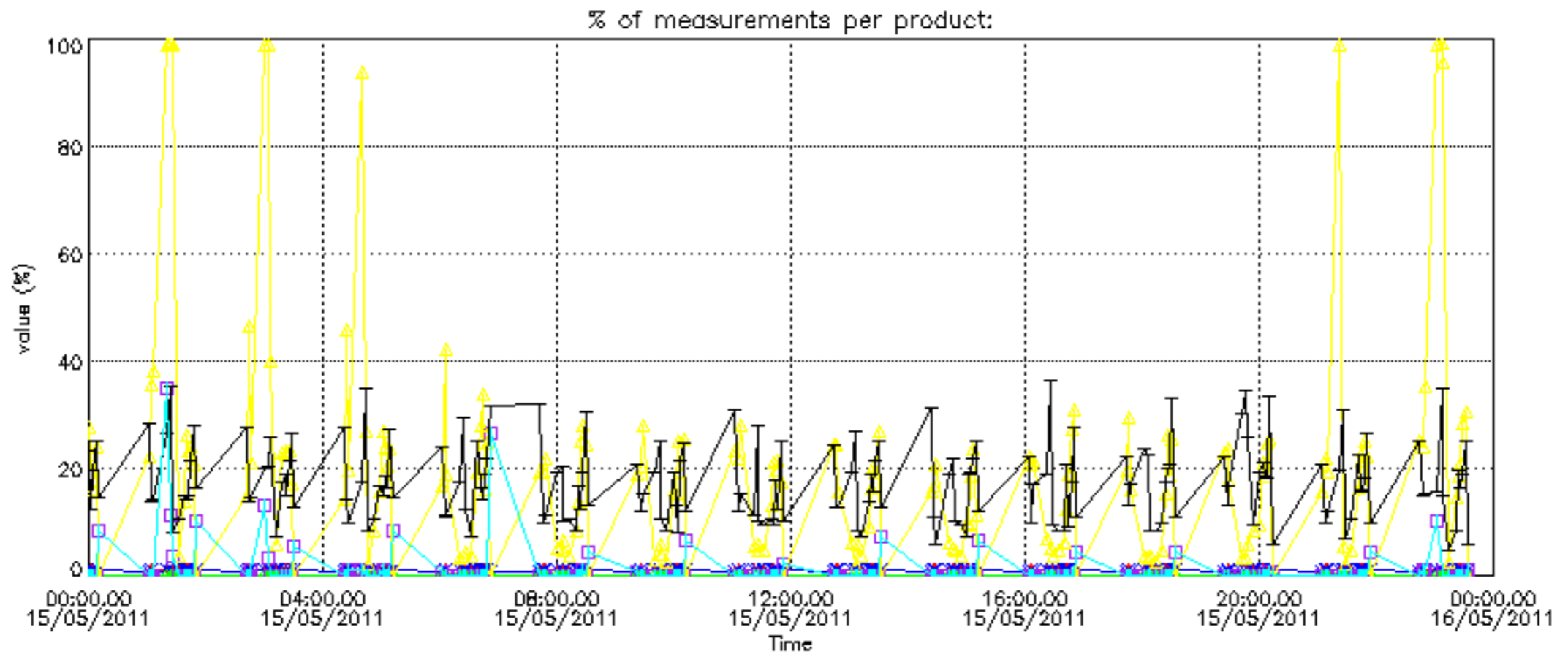


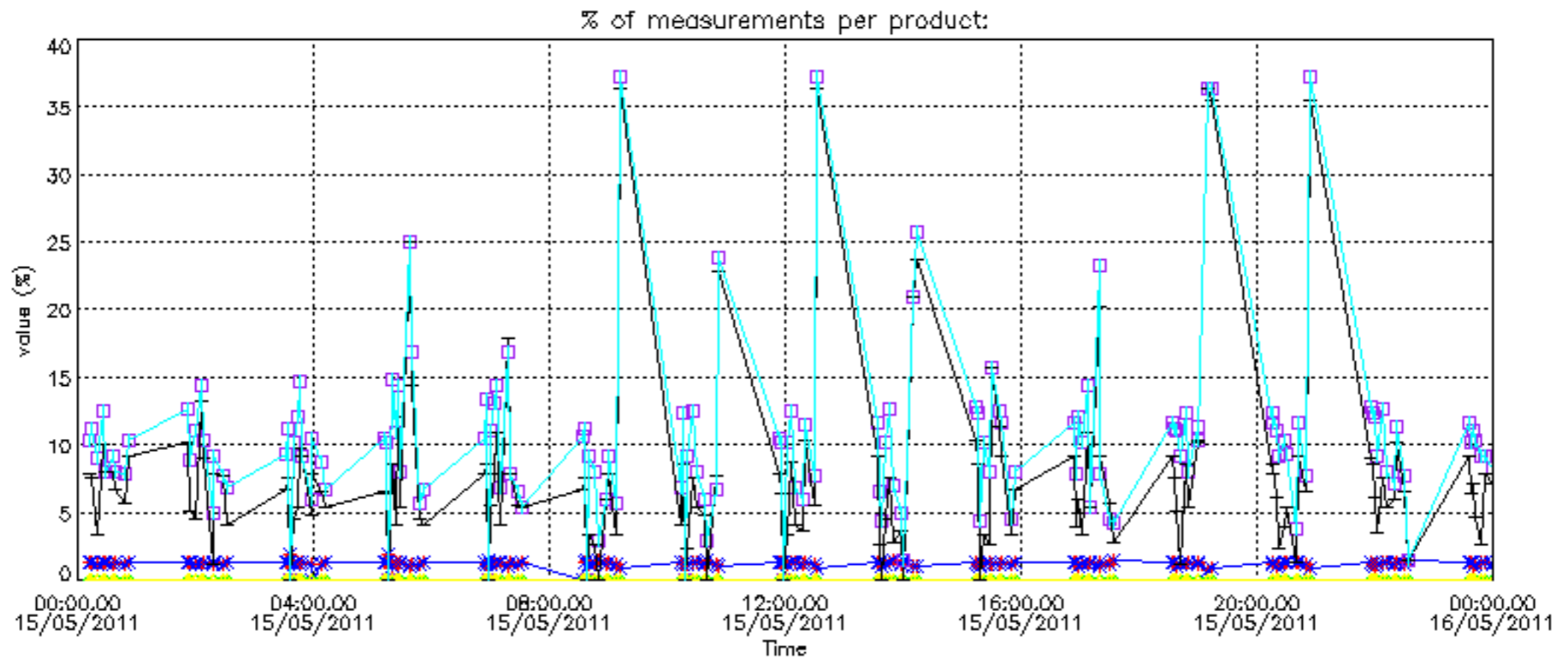
Percentage of flagged data per NO2 profile



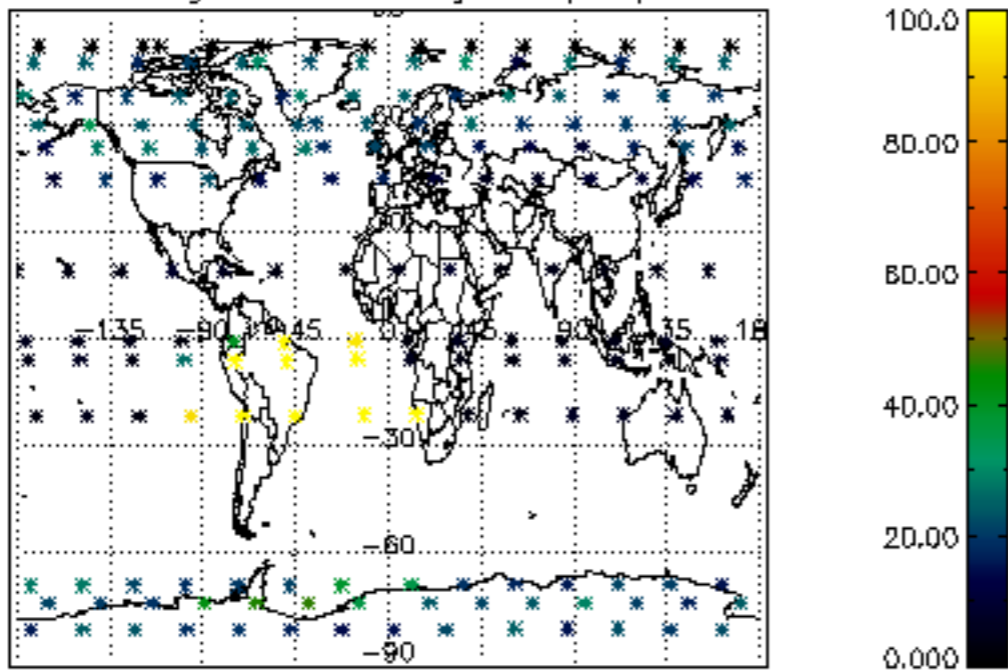
Percentage of flagged data per NO3 profile



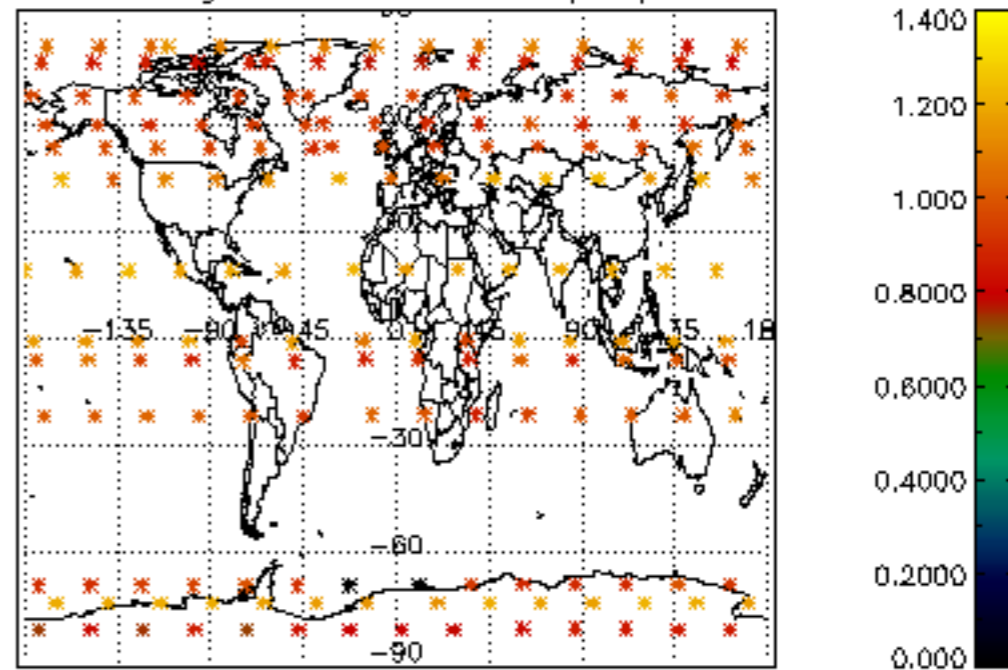




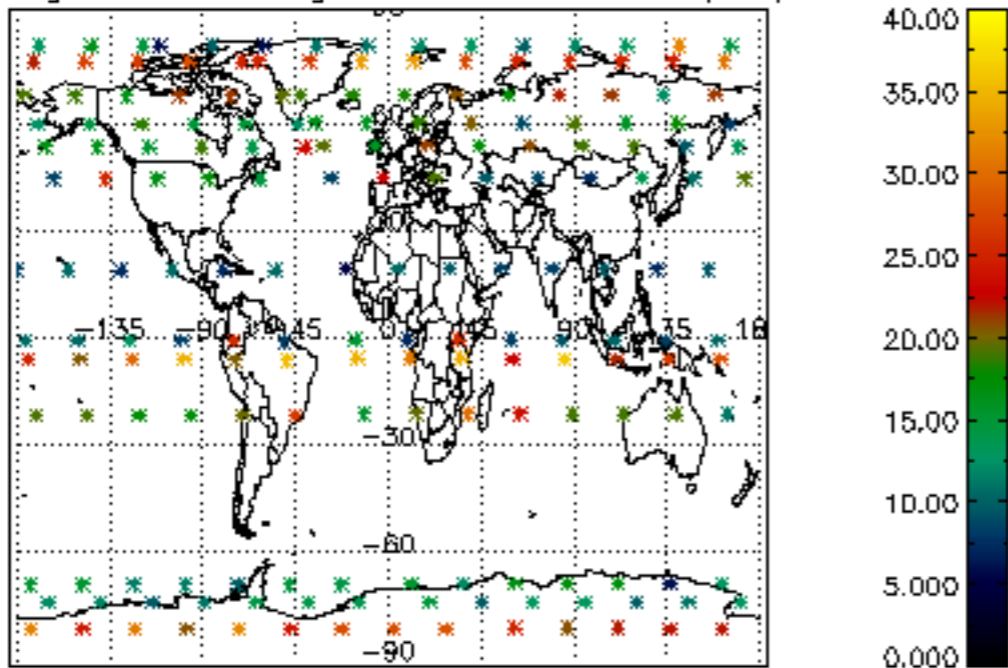
Percentage of cosmic ray hits per profile



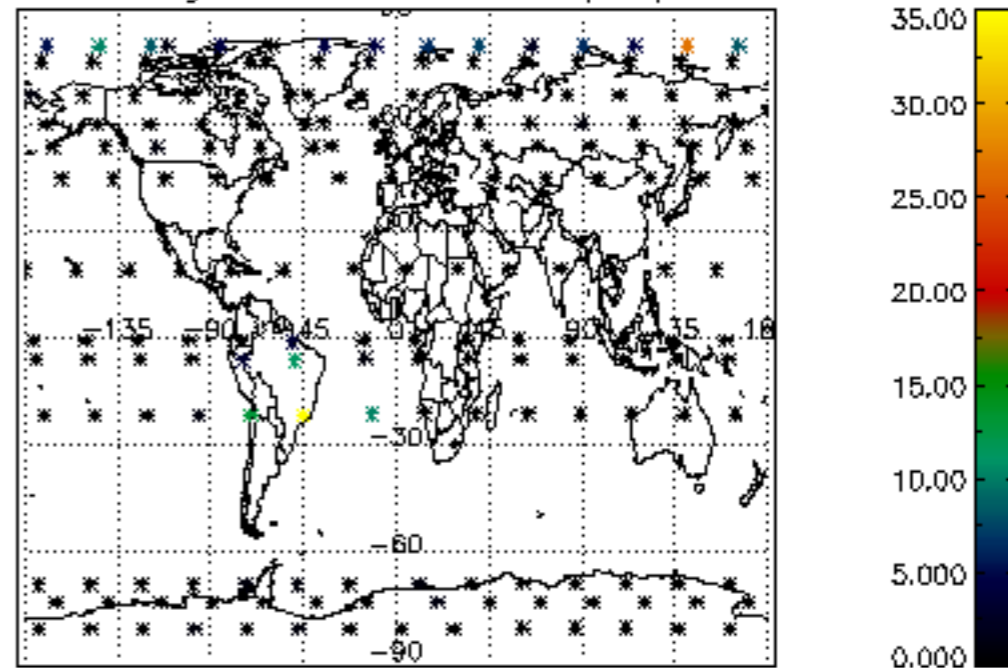
Percentage of datation errors per profile



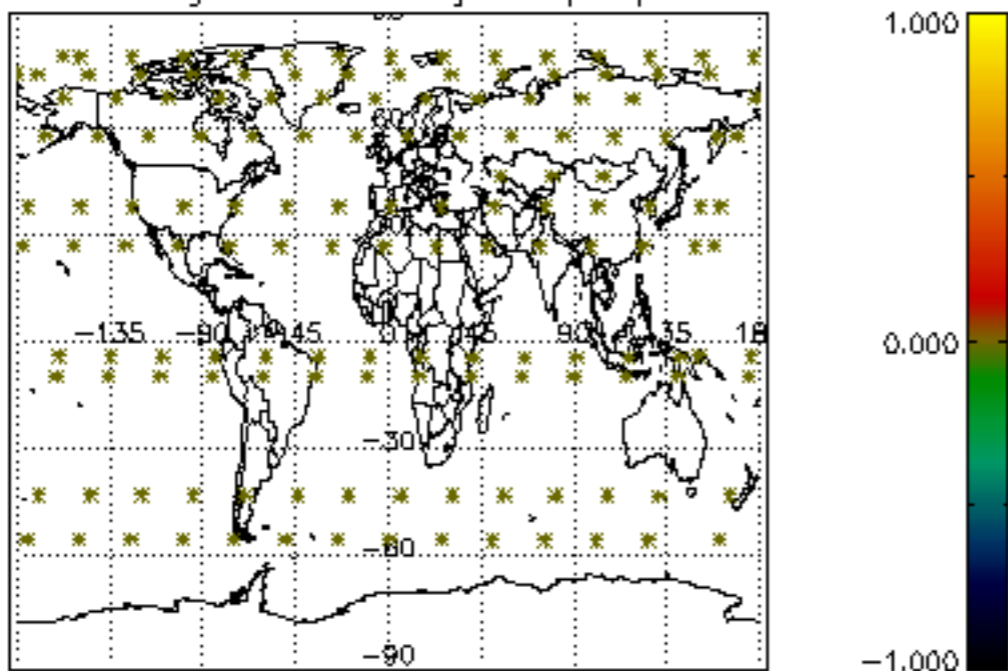
Percentage of star falling outside central band per profile



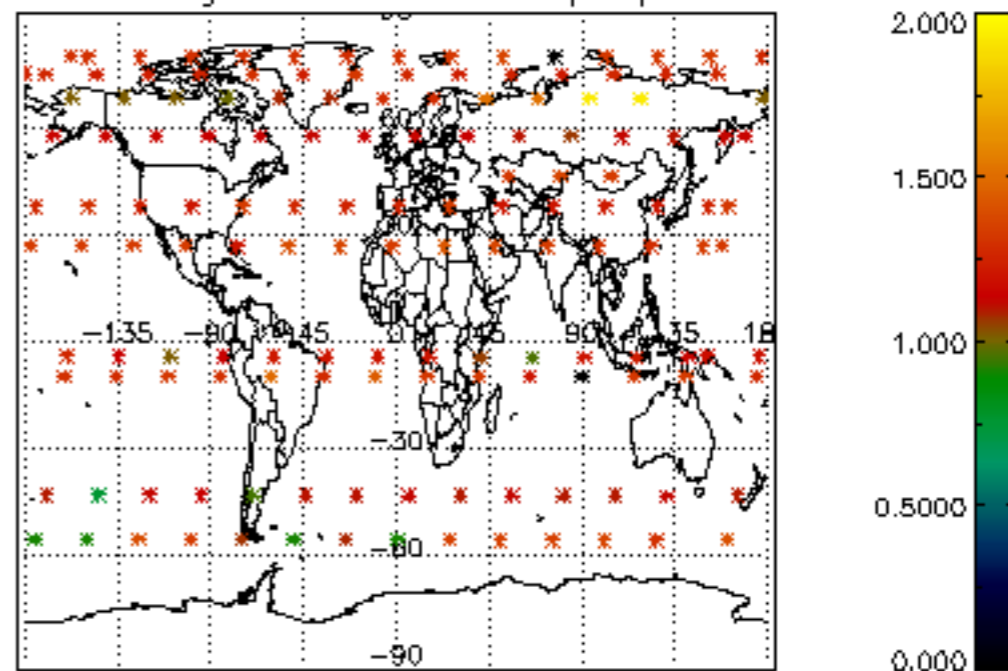
Percentage of saturation errors per profile



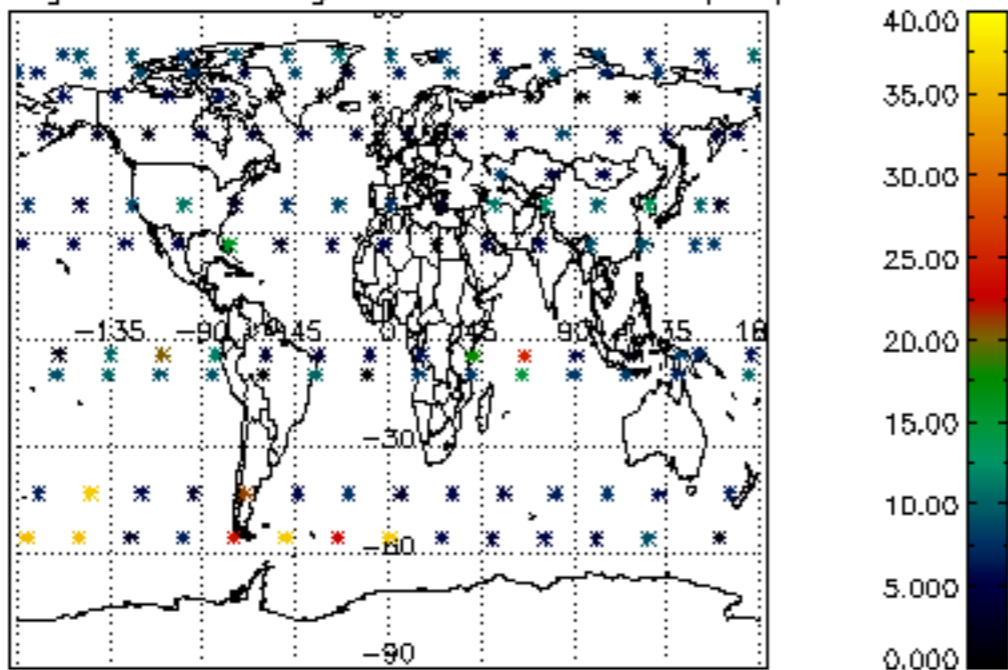
Percentage of cosmic ray hits per profile



Percentage of datation errors per profile



Percentage of star falling outside central band per profile



Percentage of saturation errors per profile

