

GOMOS Level 2 Daily Report

SUMMARY

[1. General Info](#)

[2. Summary of processed GOM_NL_2P products](#)

[3. Level 2 Quality information per product](#)

[3.1 Plot of level 2 quality information per product \(time dependant\)](#)

[3.2 Plot of level 2 quality information per product \(world map\)](#)

[4. Level 1 Quality information per product \(stored on level 2 products\)](#)

[4.1 Plot of level 1 quality information per product \(time dependant\)](#)

[4.1.1 Plot of level 1 quality information per product \(time dependant\): ASCENDING](#)

[4.1.2 Plot of level 1 quality information per product \(time dependant\): DESCENDING](#)

[4.2 Plot of level 1 quality information per product \(world map\)](#)

[4.2.1 Plot of level 1 quality information per product \(world map\): ASCENDING](#)

[4.2.2 Plot of level 1 quality information per product \(world map\): DESCENDING](#)

[5. Ozone profiles based on quality statistics and other trace gas profiles](#)

[5.1 Ozone statistics based on quality of products](#)

[5.2 Plot ozone profiles for all STD \(dark without errors\)](#)

[5.3 Plot ozone profiles where STD < 20% \(dark without errors\)](#)

[5.4. Plot ozone profiles where STD < 10% \(dark without errors\)](#)

[5.5. Plot ozone profiles where STD < 5% \(dark without errors\)](#)

[5.6 Plot NO2 profiles for all STD \(dark without errors\)](#)

[5.7 Plot NO3 profiles for all STD \(dark without errors\)](#)

[5.8 Plot H2O profiles \(only for occultations of stars 1,2,3,4,13,14,16,26,63 dark without errors\) for all STD](#)

[6. Auxiliary Data Files used for the production reported in section 2](#)

This report presents the daily analysis on parameters extracted from GOMOS level 2 data (GOM_NL__2P). It is intended to monitor some important parameters that will impact the quality of these products. A list of level 2 products (and content) that have arrived during the reporting day to the PCF is also given.

Item	Value
Time of report generation	24APR2013 13:35:45
Data source version	GOMOS/6.01
Start time of products	14-05-2011 (14MAY2011 00:00:00)
Stop time of products	15-05-2011 (15MAY2011 00:00:00)
Store outputs in DB	Yes
Nb of level 2 prods	323
Nb of prods with errors	1

2. Summary of processed GOM_NL__2P products.

Nr	Filename	UTC Start time	Limb	Duration	Star Id	Star Name	Star Mag	Star Temp	Nb Meas	Orbit	Prod. error
1	GOM_NL__2PRFIN20110514_000056_00000433102_00260_48119_7144.N1	14-MAY-2011 00:00:56	Twilight	43.000	140	88Gam Peg	2.8340	26000.	86	48119	No
2	GOM_NL__2PRFIN20110514_000228_00000523102_00260_48119_7145.N1	14-MAY-2011 00:02:28	Dark	51.500	90	54Alp Peg	2.4870	11000.	103	48119	No
3	GOM_NL__2PRFIN20110514_001559_00000493102_00260_48119_7146.N1	14-MAY-2011 00:15:59	Dark	49.000	18	24Alp PsA	1.1660	9700.0	98	48119	No
4	GOM_NL__2PRFIN20110514_002023_00000533102_00260_48119_7147.N1	14-MAY-2011 00:20:23	Dark	52.500	63	Bet Gru	2.1500	2800.0	105	48119	No
5	GOM_NL__2PRFIN20110514_002148_00000443102_00260_48119_7148.N1	14-MAY-2011 00:21:48	Dark	44.000	31	Alp Gru	1.7340	15200.	88	48119	No
6	GOM_NL__2PRFIN20110514_002722_00000433102_00261_48120_7130.N1	14-MAY-2011 00:27:22	Dark	43.000	45	Alp Pav	1.9400	26000.	86	48120	No
7	GOM_NL__2PRFIN20110514_003436_00000443102_00261_48120_7131.N1	14-MAY-2011 00:34:36	Straylight	44.000	141	Bet Ara	2.8400	4600.0	88	48120	No
8	GOM_NL__2PRFIN20110514_003705_00000533102_00261_48120_7132.N1	14-MAY-2011 00:37:05	Straylight	52.500	40	The Sco	1.8590	7100.0	105	48120	No
9	GOM_NL__2PRFIN20110514_003857_00000533102_00261_48120_7133.N1	14-MAY-2011 00:38:57	Straylight	53.000	25	35Lam Sco	1.6200	28000.	106	48120	No
10	GOM_NL__2PRFIN20110514_004121_00000523102_00261_48120_7134.N1	14-MAY-2011 00:41:21	Straylight	52.000	75	26Eps Sco	2.2910	4250.0	104	48120	No
11	GOM_NL__2PRFIN20110514_004429_00000593102_00261_48120_7135.N1	14-MAY-2011 00:44:29	Tw_and_stray	58.500	16	21Alp Sco	1.0200	3000.0	117	48120	No
12	GOM_NL__2PRFIN20110514_004614_00000563102_00261_48120_7136.N1	14-MAY-2011 00:46:14	Bright	55.500	80	7Del Sco	2.3160	30000.	111	48120	No
13	GOM_NL__2PRFIN20110514_004858_00000393102_00261_48120_7137.N1	14-MAY-2011 00:48:58	Bright	38.500	122	9Alp2Lib	2.7470	9700.0	77	48120	No
14	GOM_NL__2PRFIN20110514_005050_00000413102_00261_48120_7138.N1	14-MAY-2011 00:50:50	Bright	40.500	104	27Bet Lib	2.6140	13100.	81	48120	No
15	GOM_NL__2PRFIN20110514_005614_00000463102_00261_48120_7139.N1	14-MAY-2011 00:56:14	Bright	45.500	102	24Alp Ser	2.6000	4250.0	91	48120	No
16	GOM_NL__2PRFIN20110514_005916_00000373102_00261_48120_7140.N1	14-MAY-2011 00:59:16	Bright	37.000	3	16Alp Boo	-0.050000	4250.0	74	48120	No
17	GOM_NL__2PRFIN20110514_010147_00000413102_00261_48120_7141.N1	14-MAY-2011 01:01:47	Bright	41.000	83		2.3780	11000.	82	48120	No
18	GOM_NL__2PRFIN20110514_010455_00000383102_00261_48120_7142.N1	14-MAY-2011 01:04:55	Bright	37.500	180	27Gam Boo	3.0400	8000.0	75	48120	No
19	GOM_NL__2PRFIN20110514_011339_00000423102_00261_48120_7143.N1	14-MAY-2011 01:13:39	Bright	41.500	119	14Eta Dra	2.7270	4700.0	83	48120	No
20	GOM_NL__2PRFIN20110514_012432_00000443102_00261_48120_7144.N1	14-MAY-2011 01:24:32	Bright	44.000	89	5Alp Cep	2.4510	8000.0	88	48120	No
21	GOM_NL__2PRFIN20110514_012758_00000373102_00261_48120_7145.N1	14-MAY-2011 01:27:58	Bright	36.500	74	11Bet Cas	2.2680	6600.0	73	48120	No
22	GOM_NL__2PRFIN20110514_013807_00000573102_00261_48120_7146.N1	14-MAY-2011 01:38:07	Tw_and_stray	57.000	93	53Bet Peg	2.5200	3100.0	114	48120	No
23	GOM_NL__2PRFIN20110514_014111_00000433102_00261_48120_7147.N1	14-MAY-2011 01:41:11	Twilight	42.500	140	88Gam Peg	2.8340	26000.	85	48120	No
24	GOM_NL__2PRFIN20110514_014243_00000533102_00261_48120_7148.N1	14-MAY-2011 01:42:43	Dark	53.000	90	54Alp Peg	2.4870	11000.	106	48120	No
25	GOM_NL__2PRFIN20110514_015614_00000563102_00261_48120_7149.N1	14-MAY-2011 01:56:14	Dark	56.000	18	24Alp PsA	1.1660	9700.0	112	48120	No
26	GOM_NL__2PRFIN20110514_020037_00000473102_00261_48120_7150.N1	14-MAY-2011 02:00:37	Dark	47.000	63	Bet Gru	2.1500	2800.0	94	48120	No
27	GOM_NL__2PRFIN20110514_020203_00000483102_00261_48120_7151.N1	14-MAY-2011 02:02:03	Dark	47.500	31	Alp Gru	1.7340	15200.	95	48120	No
28	GOM_NL__2PRFIN20110514_020737_00000413102_00262_48121_7138.N1	14-MAY-2011 02:07:37	Dark	41.000	45	Alp Pav	1.9400	26000.	82	48121	No
29	GOM_NL__2PRFIN20110514_021450_00000433102_00262_48121_7139.N1	14-MAY-2011 02:14:50	Straylight	43.000	141	Bet Ara	2.8400	4600.0	86	48121	No
30	GOM_NL__2PRFIN20110514_021720_00000553102_00262_48121_7140.N1	14-MAY-2011 02:17:20	Straylight	54.500	40	The Sco	1.8590	7100.0	109	48121	No
31	GOM_NL__2PRFIN20110514_021911_00000563102_00262_48121_7141.N1	14-MAY-2011 02:19:11	Straylight	55.500	25	35Lam Sco	1.6200	28000.	111	48121	No
32	GOM_NL__2PRFIN20110514_022135_00000533102_00262_48121_7142.N1	14-MAY-2011 02:21:35	Straylight	52.500	75	26Eps Sco	2.2910	4250.0	105	48121	No
33	GOM_NL__2PRFIN20110514_022443_00000663102_00262_48121_7143.N1	14-MAY-2011 02:24:43	Tw_and_stray	65.500	16	21Alp Sco	1.0200	3000.0	131	48121	No
34	GOM_NL__2PRFIN20110514_022628_00000603102_00262_48121_7144.N1	14-MAY-2011 02:26:28	Bright	59.500	80	7Del Sco	2.3160	30000.	119	48121	No
35	GOM_NL__2PRFIN20110514_022912_00000403102_00262_48121_7145.N1	14-MAY-2011 02:29:12	Bright	39.500	122	9Alp2Lib	2.7470	9700.0	79	48121	No
36	GOM_NL__2PRFIN20110514_023104_00000413102_00262_48121_7146.N1	14-MAY-2011 02:31:04	Bright	40.500	104	27Bet Lib	2.6140	13100.	81	48121	No
37	GOM_NL__2PRFIN20110514_023628_00000463102_00262_48121_7147.N1	14-MAY-2011 02:36:28	Bright	45.500	102	24Alp Ser	2.6000	4250.0	91	48121	No
38	GOM_NL__2PRFIN20110514_023930_00000383102_00262_48121_7148.N1	14-MAY-2011 02:39:30	Bright	38.000	3	16Alp Boo	-0.050000	4250.0	76	48121	No
39	GOM_NL__2PRFIN20110514_024201_00000423102_00262_48121_7149.N1	14-MAY-2011 02:42:01	Bright	42.000	83		2.3780	11000.	84	48121	No
40	GOM_NL__2PRFIN20110514_024508_00000403102_00262_48121_7150.N1	14-MAY-2011 02:45:08	Bright	40.000	180	27Gam Boo	3.0400	8000.0	80	48121	No
41	GOM_NL__2PRFIN20110514_025353_00000383102_00262_48121_7151.N1	14-MAY-2011 02:53:53	Bright	38.000	119	14Eta Dra	2.7270	4700.0	76	48121	No
42	GOM_NL__2PRFIN20110514_030445_00000463102_00262_48121_7152.N1	14-MAY-2011 03:04:45	Bright	45.500	89	5Alp Cep	2.4510	8000.0	91	48121	No

43	GOM_NL__2PRFIN20110514_030812_000000383102_00262_48121_7153.N1	14-MAY-2011 03:08:12	Bright	38.000	74	11Bet Cas	2.2680	6600.0	76	48121	No
44	GOM_NL__2PRFIN20110514_031821_000000663102_00262_48121_7154.N1	14-MAY-2011 03:18:21	Twilight	65.500	93	53Bet Peg	2.5200	3100.0	131	48121	No
45	GOM_NL__2PRFIN20110514_032125_000000433102_00262_48121_7155.N1	14-MAY-2011 03:21:25	Twilight	43.000	140	88Gam Peg	2.8340	26000.	86	48121	No
46	GOM_NL__2PRFIN20110514_032257_000000563102_00262_48121_7156.N1	14-MAY-2011 03:22:57	Dark	55.500	90	54Alp Peg	2.4870	11000.	111	48121	No
47	GOM_NL__2PRFIN20110514_033629_000000493102_00262_48121_7157.N1	14-MAY-2011 03:36:29	Dark	48.500	18	24Alp PsA	1.1660	9700.0	97	48121	No
48	GOM_NL__2PRFIN20110514_034052_000000533102_00262_48121_7158.N1	14-MAY-2011 03:40:52	Dark	52.500	63	Bet Gru	2.1500	2800.0	105	48121	No
49	GOM_NL__2PRFIN20110514_034218_000000533102_00262_48121_7159.N1	14-MAY-2011 03:42:18	Dark	53.000	31	Alp Gru	1.7340	15200.	106	48121	No
50	GOM_NL__2PRFIN20110514_034751_000000423102_00263_48122_7113.N1	14-MAY-2011 03:47:51	Dark	41.500	45	Alp Pav	1.9400	26000.	83	48122	No
51	GOM_NL__2PRFIN20110514_035505_000000473102_00263_48122_7114.N1	14-MAY-2011 03:55:05	Straylight	47.000	141	Bet Ara	2.8400	4600.0	94	48122	No
52	GOM_NL__2PRFIN20110514_035735_000000513102_00263_48122_7115.N1	14-MAY-2011 03:57:35	Straylight	50.500	40	The Sco	1.8590	7100.0	101	48122	No
53	GOM_NL__2PRFIN20110514_035926_000000543102_00263_48122_7116.N1	14-MAY-2011 03:59:26	Straylight	54.000	25	35Lam Sco	1.6200	28000.	108	48122	No
54	GOM_NL__2PRFIN20110514_040150_000000563102_00263_48122_7117.N1	14-MAY-2011 04:01:50	Straylight	56.000	75	26Eps Sco	2.2910	4250.0	112	48122	No
55	GOM_NL__2PRFIN20110514_040457_000000633102_00263_48122_7118.N1	14-MAY-2011 04:04:57	Twilight	62.500	16	21Alp Sco	1.0200	3000.0	125	48122	No
56	GOM_NL__2PRFIN20110514_040643_000000563102_00263_48122_7119.N1	14-MAY-2011 04:06:43	Bright	56.000	80	7Del Sco	2.3160	30000.	112	48122	No
57	GOM_NL__2PRFIN20110514_040926_000000393102_00263_48122_7120.N1	14-MAY-2011 04:09:26	Bright	38.500	122	9Alp2Lib	2.7470	9700.0	77	48122	No
58	GOM_NL__2PRFIN20110514_041118_000000403102_00263_48122_7121.N1	14-MAY-2011 04:11:18	Bright	39.500	104	27Bet Lib	2.6140	13100.	79	48122	No
59	GOM_NL__2PRFIN20110514_041642_000000463102_00263_48122_7122.N1	14-MAY-2011 04:16:42	Bright	46.000	102	24Alp Ser	2.6000	4250.0	92	48122	No
60	GOM_NL__2PRFIN20110514_041945_000000373102_00263_48122_7123.N1	14-MAY-2011 04:19:45	Bright	37.000	3	16Alp Boo	-0.050000	4250.0	74	48122	No
61	GOM_NL__2PRFIN20110514_042215_000000403102_00263_48122_7124.N1	14-MAY-2011 04:22:15	Bright	39.500	83		2.3780	11000.	79	48122	No
62	GOM_NL__2PRFIN20110514_042522_000000393102_00263_48122_7125.N1	14-MAY-2011 04:25:22	Bright	38.500	180	27Gam Boo	3.0400	8000.0	77	48122	No
63	GOM_NL__2PRFIN20110514_043406_000000403102_00263_48122_7126.N1	14-MAY-2011 04:34:06	Bright	40.000	119	14Eta Dra	2.7270	4700.0	80	48122	No
64	GOM_NL__2PRFIN20110514_044459_000000443102_00263_48122_7127.N1	14-MAY-2011 04:44:59	Bright	43.500	89	5Alp Cep	2.4510	8000.0	87	48122	No
65	GOM_NL__2PRFIN20110514_044826_000000553102_00263_48122_7128.N1	14-MAY-2011 04:48:26	Bright	55.000	74	11Bet Cas	2.2680	6600.0	110	48122	No
66	GOM_NL__2PRFIN20110514_045835_000000613102_00263_48122_7129.N1	14-MAY-2011 04:58:35	Twilight	61.000	93	53Bet Peg	2.5200	3100.0	122	48122	No
67	GOM_NL__2PRFIN20110514_050139_000000443102_00263_48122_7130.N1	14-MAY-2011 05:01:39	Twilight	43.500	140	88Gam Peg	2.8340	26000.	87	48122	No
68	GOM_NL__2PRFIN20110514_050312_000000543102_00263_48122_7131.N1	14-MAY-2011 05:03:12	Dark	54.000	90	54Alp Peg	2.4870	11000.	108	48122	No
69	GOM_NL__2PRFIN20110514_051644_000000493102_00263_48122_7132.N1	14-MAY-2011 05:16:44	Dark	48.500	18	24Alp PsA	1.1660	9700.0	97	48122	No
70	GOM_NL__2PRFIN20110514_052107_000000463102_00263_48122_7133.N1	14-MAY-2011 05:21:07	Dark	45.500	63	Bet Gru	2.1500	2800.0	91	48122	No
71	GOM_NL__2PRFIN20110514_052233_000000523102_00263_48122_7134.N1	14-MAY-2011 05:22:33	Dark	52.000	31	Alp Gru	1.7340	15200.	104	48122	No
72	GOM_NL__2PRFIN20110514_052806_000000433102_00264_48123_7157.N1	14-MAY-2011 05:28:06	Dark	42.500	45	Alp Pav	1.9400	26000.	85	48123	No
73	GOM_NL__2PRFIN20110514_053519_000000413102_00264_48123_7158.N1	14-MAY-2011 05:35:19	Straylight	41.000	141	Bet Ara	2.8400	4600.0	82	48123	No
74	GOM_NL__2PRFIN20110514_053749_000000523102_00264_48123_7159.N1	14-MAY-2011 05:37:49	Straylight	52.000	40	The Sco	1.8590	7100.0	104	48123	No
75	GOM_NL__2PRFIN20110514_053941_000000573102_00264_48123_7160.N1	14-MAY-2011 05:39:41	Straylight	56.500	25	35Lam Sco	1.6200	28000.	113	48123	No
76	GOM_NL__2PRFIN20110514_054204_000000553102_00264_48123_7161.N1	14-MAY-2011 05:42:04	Straylight	54.500	75	26Eps Sco	2.2910	4250.0	109	48123	No
77	GOM_NL__2PRFIN20110514_054512_000000593102_00264_48123_7162.N1	14-MAY-2011 05:45:12	Twilight	58.500	16	21Alp Sco	1.0200	3000.0	117	48123	No
78	GOM_NL__2PRFIN20110514_054657_000000533102_00264_48123_7163.N1	14-MAY-2011 05:46:57	Bright	52.500	80	7Del Sco	2.3160	30000.	105	48123	No
79	GOM_NL__2PRFIN20110514_054941_000000383102_00264_48123_7164.N1	14-MAY-2011 05:49:41	Bright	38.000	122	9Alp2Lib	2.7470	9700.0	76	48123	No
80	GOM_NL__2PRFIN20110514_055133_000000413102_00264_48123_7165.N1	14-MAY-2011 05:51:33	Bright	40.500	104	27Bet Lib	2.6140	13100.	81	48123	No
81	GOM_NL__2PRFIN20110514_055656_000000493102_00264_48123_7166.N1	14-MAY-2011 05:56:56	Bright	49.000	102	24Alp Ser	2.6000	4250.0	98	48123	No
82	GOM_NL__2PRFIN20110514_055959_000000373102_00264_48123_7167.N1	14-MAY-2011 05:59:59	Bright	36.500	3	16Alp Boo	-0.050000	4250.0	73	48123	No
83	GOM_NL__2PRFIN20110514_060229_000000423102_00264_48123_7168.N1	14-MAY-2011 06:02:29	Bright	41.500	83		2.3780	11000.	83	48123	No
84	GOM_NL__2PRFIN20110514_060536_000000373102_00264_48123_7169.N1	14-MAY-2011 06:05:36	Bright	36.500	180	27Gam Boo	3.0400	8000.0	73	48123	No
85	GOM_NL__2PRFIN20110514_061420_000000403102_00264_48123_7170.N1	14-MAY-2011 06:14:20	Bright	40.000	119	14Eta Dra	2.7270	4700.0	80	48123	No
86	GOM_NL__2PRFIN20110514_062513_000000463102_00264_48123_7171.N1	14-MAY-2011 06:25:13	Bright	45.500	89	5Alp Cep	2.4510	8000.0	91	48123	No
87	GOM_NL__2PRFIN20110514_062840_000000353102_00264_48123_7172.N1	14-MAY-2011 06:28:40	Bright	35.000	74	11Bet Cas	2.2680	6600.0	70	48123	No
88	GOM_NL__2PRFIN20110514_063850_000000613102_00264_48123_7173.N1	14-MAY-2011 06:38:50	Twilight	61.000	93	53Bet Peg	2.5200	3100.0	122	48123	No
89	GOM_NL__2PRFIN20110514_064154_000000423102_00264_48123_7174.N1	14-MAY-2011 06:41:54	Twilight	42.000	140	88Gam Peg	2.8340	26000.	84	48123	No
90	GOM_NL__2PRFIN20110514_064327_000000543102_00264_48123_7175.N1	14-MAY-2011 06:43:27	Dark	53.500	90	54Alp Peg	2.4870	11000.	107	48123	No
91	GOM_NL__2PRFIN20110514_065658_000000483102_00264_48123_7176.N1	14-MAY-2011 06:56:58	Dark	48.000	18	24Alp PsA	1.1660	9700.0	96	48123	No
92	GOM_NL__2PRFIN20110514_070121_000000573102_00264_48123_7177.N1	14-MAY-2011 07:01:21	Dark	57.000	63	Bet Gru	2.1500	2800.0	114	48123	No
93	GOM_NL__2PRFIN20110514_070248_000000433102_00264_48123_7178.N1	14-MAY-2011 07:02:48	Dark	43.000	31	Alp Gru	1.7340	15200.	86	48123	No
94	GOM_NL__2PRFIN20110514_070821_000000413102_00265_48124_7189.N1	14-MAY-2011 07:08:21	Dark	41.000	45	Alp Pav	1.9400	26000.	82	48124	No
95	GOM_NL__2PRFIN20110514_071534_000000453102_00265_48124_7190.N1	14-MAY-2011 07:15:34	Straylight	45.000	141	Bet Ara	2.8400	4600.0	90	48124	No
96	GOM_NL__2PRFIN20110514_071804_000000513102_00265_48124_7191.N1	14-MAY-2011 07:18:04	Straylight	51.000	40	The Sco	1.8590	7100.0	102	48124	No
97	GOM_NL__2PRFIN20110514_071955_000000523102_00265_48124_7192.N1	14-MAY-2011 07:19:55	Straylight	51.500	25	35Lam Sco	1.6200	28000.	103	48124	No
98	GOM_NL__2PRFIN20110514_072219_000000543102_00265_48124_7193.N1	14-MAY-2011 07:22:19	Straylight	53.500	75	26Eps Sco	2.2910	4250.0	107	48124	No
99	GOM_NL__2PRFIN20110514_072526_000000603102_00265_48124_7194.N1	14-MAY-2011 07:25:26	Twilight	59.500	16	21Alp Sco	1.0200	3000.0	119	48124	No
100	GOM_NL__2PRFIN20110514_072711_000000503102_00265_48124_7195.N1	14-MAY-2011 07:27:11	Bright	49.500	80	7Del Sco	2.3160	30000.	99	48124	No
101	GOM_NL__2PRFIN20110514_072954_000000393102_00265_48124_7196.N1	14-MAY-2011 07:29:54	Bright	38.500	122	9Alp2Lib	2.7470	9700.0	77	48124	No

102	GOM_NL__2PRFIN20110514_073147_000000403102_00265_48124_7197.N1	14-MAY-2011 07:31:47	Bright	40.000	104	27Bet Lib	2.6140	13100.	80	48124	No
103	GOM_NL__2PRFIN20110514_073710_000000453102_00265_48124_7198.N1	14-MAY-2011 07:37:10	Bright	45.000	102	24Alp Ser	2.6000	4250.0	90	48124	No
104	GOM_NL__2PRFIN20110514_074013_000000383102_00265_48124_7199.N1	14-MAY-2011 07:40:13	Bright	37.500	3	16Alp Boo	-0.050000	4250.0	75	48124	No
105	GOM_NL__2PRFIN20110514_074243_000000423102_00265_48124_7200.N1	14-MAY-2011 07:42:43	Bright	42.000	83		2.3780	11000.	84	48124	No
106	GOM_NL__2PRFIN20110514_074550_000000393102_00265_48124_7201.N1	14-MAY-2011 07:45:50	Bright	38.500	180	27Gam Boo	3.0400	8000.0	77	48124	No
107	GOM_NL__2PRFIN20110514_075433_000000403102_00265_48124_7202.N1	14-MAY-2011 07:54:33	Bright	40.000	119	14Eta Dra	2.7270	4700.0	80	48124	No
108	GOM_NL__2PRFIN20110514_080527_000000443102_00265_48124_7203.N1	14-MAY-2011 08:05:27	Bright	44.000	89	5Alp Cep	2.4510	8000.0	88	48124	No
109	GOM_NL__2PRFIN20110514_080854_000000393102_00265_48124_7204.N1	14-MAY-2011 08:08:54	Bright	38.500	74	11Bet Cas	2.2680	6600.0	77	48124	No
110	GOM_NL__2PRFIN20110514_081904_000000673102_00265_48124_7205.N1	14-MAY-2011 08:19:04	Twilight	67.000	93	53Bet Peg	2.5200	3100.0	134	48124	No
111	GOM_NL__2PRFIN20110514_082208_000000443102_00265_48124_7206.N1	14-MAY-2011 08:22:08	Twilight	43.500	140	88Gam Peg	2.8340	26000.	87	48124	No
112	GOM_NL__2PRFIN20110514_082341_000000533102_00265_48124_7207.N1	14-MAY-2011 08:23:41	Dark	53.000	90	54Alp Peg	2.4870	11000.	106	48124	No
113	GOM_NL__2PRFIN20110514_083713_000000503102_00265_48124_7208.N1	14-MAY-2011 08:37:13	Dark	49.500	18	24Alp PsA	1.1660	9700.0	99	48124	No
114	GOM_NL__2PRFIN20110514_084136_000000473102_00265_48124_7209.N1	14-MAY-2011 08:41:36	Dark	46.500	63	Bet Gru	2.1500	2800.0	93	48124	No
115	GOM_NL__2PRFIN20110514_084302_000000483102_00265_48124_7210.N1	14-MAY-2011 08:43:02	Dark	47.500	31	Alp Gru	1.7340	15200.	95	48124	No
116	GOM_NL__2PRFIN20110514_084836_000000433102_00266_48125_7216.N1	14-MAY-2011 08:48:36	Dark	42.500	45	Alp Pav	1.9400	26000.	85	48125	No
117	GOM_NL__2PRFIN20110514_085549_000000433102_00266_48125_7217.N1	14-MAY-2011 08:55:49	Straylight	42.500	141	Bet Ara	2.8400	4600.0	85	48125	No
118	GOM_NL__2PRFIN20110514_085819_000000493102_00266_48125_7218.N1	14-MAY-2011 08:58:19	Straylight	48.500	40	The Sco	1.8590	7100.0	97	48125	No
119	GOM_NL__2PRFIN20110514_090010_000000523102_00266_48125_7219.N1	14-MAY-2011 09:00:10	Straylight	52.000	25	35Lam Sco	1.6200	28000.	104	48125	No
120	GOM_NL__2PRFIN20110514_090233_000000513102_00266_48125_7220.N1	14-MAY-2011 09:02:33	Straylight	50.500	75	26Eps Sco	2.2910	4250.0	101	48125	No
121	GOM_NL__2PRFIN20110514_090540_000000643102_00266_48125_7221.N1	14-MAY-2011 09:05:40	Twilight	64.000	16	21Alp Sco	1.0200	3000.0	128	48125	No
122	GOM_NL__2PRFIN20110514_090726_000000533102_00266_48125_7222.N1	14-MAY-2011 09:07:26	Bright	52.500	80	7Del Sco	2.3160	30000.	105	48125	No
123	GOM_NL__2PRFIN20110514_091009_000000393102_00266_48125_7223.N1	14-MAY-2011 09:10:09	Bright	38.500	122	9Alp2Lib	2.7470	9700.0	77	48125	No
124	GOM_NL__2PRFIN20110514_091201_000000403102_00266_48125_7224.N1	14-MAY-2011 09:12:01	Bright	40.000	104	27Bet Lib	2.6140	13100.	80	48125	No
125	GOM_NL__2PRFIN20110514_091723_000000453102_00266_48125_7225.N1	14-MAY-2011 09:17:23	Bright	45.000	102	24Alp Ser	2.6000	4250.0	90	48125	No
126	GOM_NL__2PRFIN20110514_092027_000000413102_00266_48125_7226.N1	14-MAY-2011 09:20:27	Bright	40.500	3	16Alp Boo	-0.050000	4250.0	81	48125	No
127	GOM_NL__2PRFIN20110514_092257_000000393102_00266_48125_7227.N1	14-MAY-2011 09:22:57	Bright	39.000	83		2.3780	11000.	78	48125	No
128	GOM_NL__2PRFIN20110514_092604_000000383102_00266_48125_7228.N1	14-MAY-2011 09:26:04	Bright	37.500	180	27Gam Boo	3.0400	8000.0	75	48125	No
129	GOM_NL__2PRFIN20110514_093447_000000413102_00266_48125_7229.N1	14-MAY-2011 09:34:47	Bright	41.000	119	14Eta Dra	2.7270	4700.0	82	48125	No
130	GOM_NL__2PRFIN20110514_094540_000000443102_00266_48125_7230.N1	14-MAY-2011 09:45:40	Bright	44.000	89	5Alp Cep	2.4510	8000.0	88	48125	No
131	GOM_NL__2PRFIN20110514_094908_000000363102_00266_48125_7231.N1	14-MAY-2011 09:49:08	Bright	35.500	74	11Bet Cas	2.2680	6600.0	71	48125	No
132	GOM_NL__2PRFIN20110514_095918_000000563102_00266_48125_7232.N1	14-MAY-2011 09:59:18	Twilight	56.000	93	53Bet Peg	2.5200	3100.0	112	48125	No
133	GOM_NL__2PRFIN20110514_100222_000000413102_00266_48125_7233.N1	14-MAY-2011 10:02:22	Twilight	41.000	140	88Gam Peg	2.8340	26000.	82	48125	No
134	GOM_NL__2PRFIN20110514_100356_000000563102_00266_48125_7234.N1	14-MAY-2011 10:03:56	Dark	56.000	90	54Alp Peg	2.4870	11000.	112	48125	No
135	GOM_NL__2PRFIN20110514_101728_000000463102_00266_48125_7235.N1	14-MAY-2011 10:17:28	Dark	45.500	18	24Alp PsA	1.1660	9700.0	91	48125	No
136	GOM_NL__2PRFIN20110514_102150_000000533102_00266_48125_7236.N1	14-MAY-2011 10:21:50	Dark	52.500	63	Bet Gru	2.1500	2800.0	105	48125	No
137	GOM_NL__2PRFIN20110514_102317_000000443102_00266_48125_7237.N1	14-MAY-2011 10:23:17	Dark	43.500	31	Alp Gru	1.7340	15200.	87	48125	No
138	GOM_NL__2PRFIN20110514_102850_000000423102_00267_48126_7224.N1	14-MAY-2011 10:28:50	Dark	41.500	45	Alp Pav	1.9400	26000.	83	48126	No
139	GOM_NL__2PRFIN20110514_103603_000000453102_00267_48126_7225.N1	14-MAY-2011 10:36:03	Straylight	44.500	141	Bet Ara	2.8400	4600.0	89	48126	No
140	GOM_NL__2PRFIN20110514_103833_000000513102_00267_48126_7226.N1	14-MAY-2011 10:38:33	Straylight	50.500	40	The Sco	1.8590	7100.0	101	48126	No
141	GOM_NL__2PRFIN20110514_104025_000000543102_00267_48126_7227.N1	14-MAY-2011 10:40:25	Straylight	53.500	25	35Lam Sco	1.6200	28000.	107	48126	No
142	GOM_NL__2PRFIN20110514_104248_000000533102_00267_48126_7228.N1	14-MAY-2011 10:42:48	Straylight	52.500	75	26Eps Sco	2.2910	4250.0	105	48126	No
143	GOM_NL__2PRFIN20110514_104555_000000583102_00267_48126_7229.N1	14-MAY-2011 10:45:55	Twilight	58.000	16	21Alp Sco	1.0200	3000.0	116	48126	No
144	GOM_NL__2PRFIN20110514_104740_000000563102_00267_48126_7230.N1	14-MAY-2011 10:47:40	Bright	56.000	80	7Del Sco	2.3160	30000.	112	48126	No
145	GOM_NL__2PRFIN20110514_105023_000000383102_00267_48126_7231.N1	14-MAY-2011 10:50:23	Bright	38.000	122	9Alp2Lib	2.7470	9700.0	76	48126	No
146	GOM_NL__2PRFIN20110514_105215_000000403102_00267_48126_7232.N1	14-MAY-2011 10:52:15	Bright	40.000	104	27Bet Lib	2.6140	13100.	80	48126	No
147	GOM_NL__2PRFIN20110514_105737_000000453102_00267_48126_7233.N1	14-MAY-2011 10:57:37	Bright	44.500	102	24Alp Ser	2.6000	4250.0	89	48126	No
148	GOM_NL__2PRFIN20110514_110040_000000383102_00267_48126_7234.N1	14-MAY-2011 11:00:40	Bright	37.500	3	16Alp Boo	-0.050000	4250.0	75	48126	No
149	GOM_NL__2PRFIN20110514_110310_000000413102_00267_48126_7235.N1	14-MAY-2011 11:03:10	Bright	41.000	83		2.3780	11000.	82	48126	No
150	GOM_NL__2PRFIN20110514_110618_000000383102_00267_48126_7236.N1	14-MAY-2011 11:06:18	Bright	37.500	180	27Gam Boo	3.0400	8000.0	75	48126	No
151	GOM_NL__2PRFIN20110514_111500_000000433102_00267_48126_7237.N1	14-MAY-2011 11:15:00	Bright	42.500	119	14Eta Dra	2.7270	4700.0	85	48126	No
152	GOM_NL__2PRFIN20110514_111627_000000393102_00267_48126_7238.N1	14-MAY-2011 11:16:27	Bright	39.000	60	7Bet UMi	2.0810	3950.0	78	48126	No
153	GOM_NL__2PRFIN20110514_112553_000000453102_00267_48126_7239.N1	14-MAY-2011 11:25:53	Bright	45.000	89	5Alp Cep	2.4510	8000.0	90	48126	No
154	GOM_NL__2PRFIN20110514_112922_000000453102_00267_48126_7240.N1	14-MAY-2011 11:29:22	Bright	44.500	74	11Bet Cas	2.2680	6600.0	89	48126	No
155	GOM_NL__2PRFIN20110514_113932_000000593102_00267_48126_7241.N1	14-MAY-2011 11:39:32	Twilight	58.500	93	53Bet Peg	2.5200	3100.0	117	48126	No
156	GOM_NL__2PRFIN20110514_114236_000000443102_00267_48126_7242.N1	14-MAY-2011 11:42:36	Twilight	43.500	140	88Gam Peg	2.8340	26000.	87	48126	No
157	GOM_NL__2PRFIN20110514_114410_000000553102_00267_48126_7243.N1	14-MAY-2011 11:44:10	Dark	54.500	90	54Alp Peg	2.4870	11000.	109	48126	No
158	GOM_NL__2PRFIN20110514_115742_000000493102_00267_48126_7244.N1	14-MAY-2011 11:57:42	Dark	48.500	18	24Alp PsA	1.1660	9700.0	97	48126	No
159	GOM_NL__2PRFIN20110514_120205_000000573102_00267_48126_7245.N1	14-MAY-2011 12:02:05	Dark	57.000	63	Bet Gru	2.1500	2800.0	114	48126	No
160	GOM_NL__2PRFIN20110514_120332_000000423102_00267_48126_7246.N1	14-MAY-2011 12:03:32	Dark	41.500	31	Alp Gru	1.7340	15200.	83	48126	No

161	GOM_NL__2PRFIN20110514_120905_000000413102_00268_48127_7234.N1	14-MAY-2011 12:09:05	Dark	41.000	45	Alp Pav	1.9400	26000.	82	48127	No
162	GOM_NL__2PRFIN20110514_121617_000000473102_00268_48127_7235.N1	14-MAY-2011 12:16:17	Straylight	47.000	141	Bet Ara	2.8400	4600.0	94	48127	No
163	GOM_NL__2PRFIN20110514_121848_000000563102_00268_48127_7236.N1	14-MAY-2011 12:18:48	Straylight	55.500	40	The Sco	1.8590	7100.0	111	48127	No
164	GOM_NL__2PRFIN20110514_122039_000000533102_00268_48127_7237.N1	14-MAY-2011 12:20:39	Straylight	53.000	25	35Lam Sco	1.6200	28000.	106	48127	No
165	GOM_NL__2PRFIN20110514_122302_000000543102_00268_48127_7238.N1	14-MAY-2011 12:23:02	Straylight	54.000	75	26Eps Sco	2.2910	4250.0	108	48127	No
166	GOM_NL__2PRFIN20110514_122609_000000613102_00268_48127_7239.N1	14-MAY-2011 12:26:09	Tw_i_and_stray	61.000	16	21Alp Sco	1.0200	3000.0	122	48127	No
167	GOM_NL__2PRFIN20110514_122754_000000583102_00268_48127_7240.N1	14-MAY-2011 12:27:54	Bright	57.500	80	7Del Sco	2.3160	30000.	115	48127	No
168	GOM_NL__2PRFIN20110514_123037_000000383102_00268_48127_7241.N1	14-MAY-2011 12:30:37	Bright	38.000	122	9Alp2Lib	2.7470	9700.0	76	48127	No
169	GOM_NL__2PRFIN20110514_123228_000000393102_00268_48127_7242.N1	14-MAY-2011 12:32:28	Bright	38.500	104	27Bet Lib	2.6140	13100.	77	48127	No
170	GOM_NL__2PRFIN20110514_123751_000000453102_00268_48127_7243.N1	14-MAY-2011 12:37:51	Bright	45.000	102	24Alp Ser	2.6000	4250.0	90	48127	No
171	GOM_NL__2PRFIN20110514_124055_000000363102_00268_48127_7244.N1	14-MAY-2011 12:40:55	Bright	36.000	3	16Alp Boo	-0.050000	4250.0	72	48127	No
172	GOM_NL__2PRFIN20110514_124324_000000393102_00268_48127_7245.N1	14-MAY-2011 12:43:24	Bright	38.500	83		2.3780	11000.	77	48127	No
173	GOM_NL__2PRFIN20110514_124632_000000363102_00268_48127_7246.N1	14-MAY-2011 12:46:32	Bright	36.000	180	27Gam Boo	3.0400	8000.0	72	48127	No
174	GOM_NL__2PRFIN20110514_125514_000000613102_00268_48127_7247.N1	14-MAY-2011 12:55:14	Bright	61.000	119	14Eta Dra	2.7270	4700.0	122	48127	No
175	GOM_NL__2PRFIN20110514_125641_000000393102_00268_48127_7248.N1	14-MAY-2011 12:56:41	Bright	39.000	60	7Bet UMi	2.0810	3950.0	78	48127	No
176	GOM_NL__2PRFIN20110514_130607_000000453102_00268_48127_7249.N1	14-MAY-2011 13:06:07	Bright	45.000	89	5Alp Cep	2.4510	8000.0	90	48127	No
177	GOM_NL__2PRFIN20110514_130936_000000553102_00268_48127_7250.N1	14-MAY-2011 13:09:36	Bright	55.000	74	11Bet Cas	2.2680	6600.0	110	48127	No
178	GOM_NL__2PRFIN20110514_131946_000000653102_00268_48127_7251.N1	14-MAY-2011 13:19:46	Tw_i_and_stray	65.000	93	53Bet Peg	2.5200	3100.0	130	48127	No
179	GOM_NL__2PRFIN20110514_132251_000000423102_00268_48127_7252.N1	14-MAY-2011 13:22:51	Twilight	42.000	140	88Gam Peg	2.8340	26000.	84	48127	No
180	GOM_NL__2PRFIN20110514_132424_000000543102_00268_48127_7253.N1	14-MAY-2011 13:24:24	Dark	53.500	90	54Alp Peg	2.4870	11000.	107	48127	No
181	GOM_NL__2PRFIN20110514_133757_000000493102_00268_48127_7254.N1	14-MAY-2011 13:37:57	Dark	49.000	18	24Alp PsA	1.1660	9700.0	98	48127	No
182	GOM_NL__2PRFIN20110514_134220_000000493102_00268_48127_7255.N1	14-MAY-2011 13:42:20	Dark	49.000	63	Bet Gru	2.1500	2800.0	98	48127	No
183	GOM_NL__2PRFIN20110514_134346_000000433102_00268_48127_7256.N1	14-MAY-2011 13:43:46	Dark	42.500	31	Alp Gru	1.7340	15200.	85	48127	No
184	GOM_NL__2PRFIN20110514_134920_000000423102_00269_48128_7252.N1	14-MAY-2011 13:49:20	Dark	41.500	45	Alp Pav	1.9400	26000.	83	48128	No
185	GOM_NL__2PRFIN20110514_135632_000000413102_00269_48128_7253.N1	14-MAY-2011 13:56:32	Straylight	40.500	141	Bet Ara	2.8400	4600.0	81	48128	No
186	GOM_NL__2PRFIN20110514_135903_000000553102_00269_48128_7254.N1	14-MAY-2011 13:59:03	Straylight	55.000	40	The Sco	1.8590	7100.0	110	48128	No
187	GOM_NL__2PRFIN20110514_140054_000000563102_00269_48128_7255.N1	14-MAY-2011 14:00:54	Straylight	55.500	25	35Lam Sco	1.6200	28000.	111	48128	No
188	GOM_NL__2PRFIN20110514_140317_000000533102_00269_48128_7256.N1	14-MAY-2011 14:03:17	Straylight	52.500	75	26Eps Sco	2.2910	4250.0	105	48128	No
189	GOM_NL__2PRFIN20110514_140623_000000593102_00269_48128_7257.N1	14-MAY-2011 14:06:23	Tw_i_and_stray	59.000	16	21Alp Sco	1.0200	3000.0	118	48128	No
190	GOM_NL__2PRFIN20110514_140808_000000533102_00269_48128_7258.N1	14-MAY-2011 14:08:08	Bright	53.000	80	7Del Sco	2.3160	30000.	106	48128	No
191	GOM_NL__2PRFIN20110514_141051_000000383102_00269_48128_7259.N1	14-MAY-2011 14:10:51	Bright	38.000	122	9Alp2Lib	2.7470	9700.0	76	48128	No
192	GOM_NL__2PRFIN20110514_141243_000000393102_00269_48128_7260.N1	14-MAY-2011 14:12:43	Bright	38.500	104	27Bet Lib	2.6140	13100.	77	48128	No
193	GOM_NL__2PRFIN20110514_141804_000000453102_00269_48128_7261.N1	14-MAY-2011 14:18:04	Bright	44.500	102	24Alp Ser	2.6000	4250.0	89	48128	No
194	GOM_NL__2PRFIN20110514_142108_000000373102_00269_48128_7262.N1	14-MAY-2011 14:21:08	Bright	36.500	3	16Alp Boo	-0.050000	4250.0	73	48128	No
195	GOM_NL__2PRFIN20110514_142338_000000393102_00269_48128_7263.N1	14-MAY-2011 14:23:38	Bright	38.500	83		2.3780	11000.	77	48128	No
196	GOM_NL__2PRFIN20110514_142645_000000553102_00269_48128_7264.N1	14-MAY-2011 14:26:45	Bright	55.000	180	27Gam Boo	3.0400	8000.0	110	48128	No
197	GOM_NL__2PRFIN20110514_143527_000000423102_00269_48128_7265.N1	14-MAY-2011 14:35:27	Bright	42.000	119	14Eta Dra	2.7270	4700.0	84	48128	No
198	GOM_NL__2PRFIN20110514_143655_000000353102_00269_48128_7266.N1	14-MAY-2011 14:36:55	Bright	34.500	60	7Bet UMi	2.0810	3950.0	69	48128	No
199	GOM_NL__2PRFIN20110514_144621_000000493102_00269_48128_7267.N1	14-MAY-2011 14:46:21	Bright	49.000	89	5Alp Cep	2.4510	8000.0	98	48128	No
200	GOM_NL__2PRFIN20110514_144950_000000353102_00269_48128_7268.N1	14-MAY-2011 14:49:50	Bright	35.000	74	11Bet Cas	2.2680	6600.0	70	48128	No
201	GOM_NL__2PRFIN20110514_150001_000000613102_00269_48128_7269.N1	14-MAY-2011 15:00:01	Tw_i_and_stray	60.500	93	53Bet Peg	2.5200	3100.0	121	48128	No
202	GOM_NL__2PRFIN20110514_150305_000000433102_00269_48128_7270.N1	14-MAY-2011 15:03:05	Twilight	43.000	140	88Gam Peg	2.8340	26000.	86	48128	No
203	GOM_NL__2PRFIN20110514_150439_000000543102_00269_48128_7271.N1	14-MAY-2011 15:04:39	Dark	54.000	90	54Alp Peg	2.4870	11000.	108	48128	No
204	GOM_NL__2PRFIN20110514_151812_000000493102_00269_48128_7272.N1	14-MAY-2011 15:18:12	Dark	49.000	18	24Alp PsA	1.1660	9700.0	98	48128	No
205	GOM_NL__2PRFIN20110514_152234_000000533102_00269_48128_7273.N1	14-MAY-2011 15:22:34	Dark	52.500	63	Bet Gru	2.1500	2800.0	105	48128	No
206	GOM_NL__2PRFIN20110514_152401_000000483102_00269_48128_7274.N1	14-MAY-2011 15:24:01	Dark	47.500	31	Alp Gru	1.7340	15200.	95	48128	No
207	GOM_NL__2PRFIN20110514_152934_000000433102_00270_48129_7266.N1	14-MAY-2011 15:29:34	Dark	42.500	45	Alp Pav	1.9400	26000.	85	48129	No
208	GOM_NL__2PRFIN20110514_153646_000000493102_00270_48129_7267.N1	14-MAY-2011 15:36:46	Straylight	48.500	141	Bet Ara	2.8400	4600.0	97	48129	No
209	GOM_NL__2PRFIN20110514_153917_000000543102_00270_48129_7268.N1	14-MAY-2011 15:39:17	Straylight	53.500	40	The Sco	1.8590	7100.0	107	48129	No
210	GOM_NL__2PRFIN20110514_154109_000000573102_00270_48129_7269.N1	14-MAY-2011 15:41:09	Straylight	56.500	25	35Lam Sco	1.6200	28000.	113	48129	No
211	GOM_NL__2PRFIN20110514_154331_000000553102_00270_48129_7270.N1	14-MAY-2011 15:43:31	Straylight	54.500	75	26Eps Sco	2.2910	4250.0	109	48129	No
212	GOM_NL__2PRFIN20110514_154638_000000653102_00270_48129_7271.N1	14-MAY-2011 15:46:38	Tw_i_and_stray	64.500	16	21Alp Sco	1.0200	3000.0	129	48129	No
213	GOM_NL__2PRFIN20110514_154822_000000563102_00270_48129_7272.N1	14-MAY-2011 15:48:22	Bright	56.000	80	7Del Sco	2.3160	30000.	112	48129	No
214	GOM_NL__2PRFIN20110514_155105_000000393102_00270_48129_7273.N1	14-MAY-2011 15:51:05	Bright	39.000	122	9Alp2Lib	2.7470	9700.0	78	48129	No
215	GOM_NL__2PRFIN20110514_155257_000000423102_00270_48129_7274.N1	14-MAY-2011 15:52:57	Bright	41.500	104	27Bet Lib	2.6140	13100.	83	48129	No
216	GOM_NL__2PRFIN20110514_155818_000000453102_00270_48129_7275.N1	14-MAY-2011 15:58:18	Bright	44.500	102	24Alp Ser	2.6000	4250.0	89	48129	No
217	GOM_NL__2PRFIN20110514_160122_000000373102_00270_48129_7276.N1	14-MAY-2011 16:01:22	Bright	36.500	3	16Alp Boo	-0.050000	4250.0	73	48129	No
218	GOM_NL__2PRFIN20110514_160352_000000383102_00270_48129_7277.N1	14-MAY-2011 16:03:52	Bright	38.000	83		2.3780	11000.	76	48129	No
219	GOM_NL__2PRFIN20110514_160659_000000393102_00270_48129_7278.N1	14-MAY-2011 16:06:59	Bright	39.000	180	27Gam Boo	3.0400	8000.0	78	48129	No

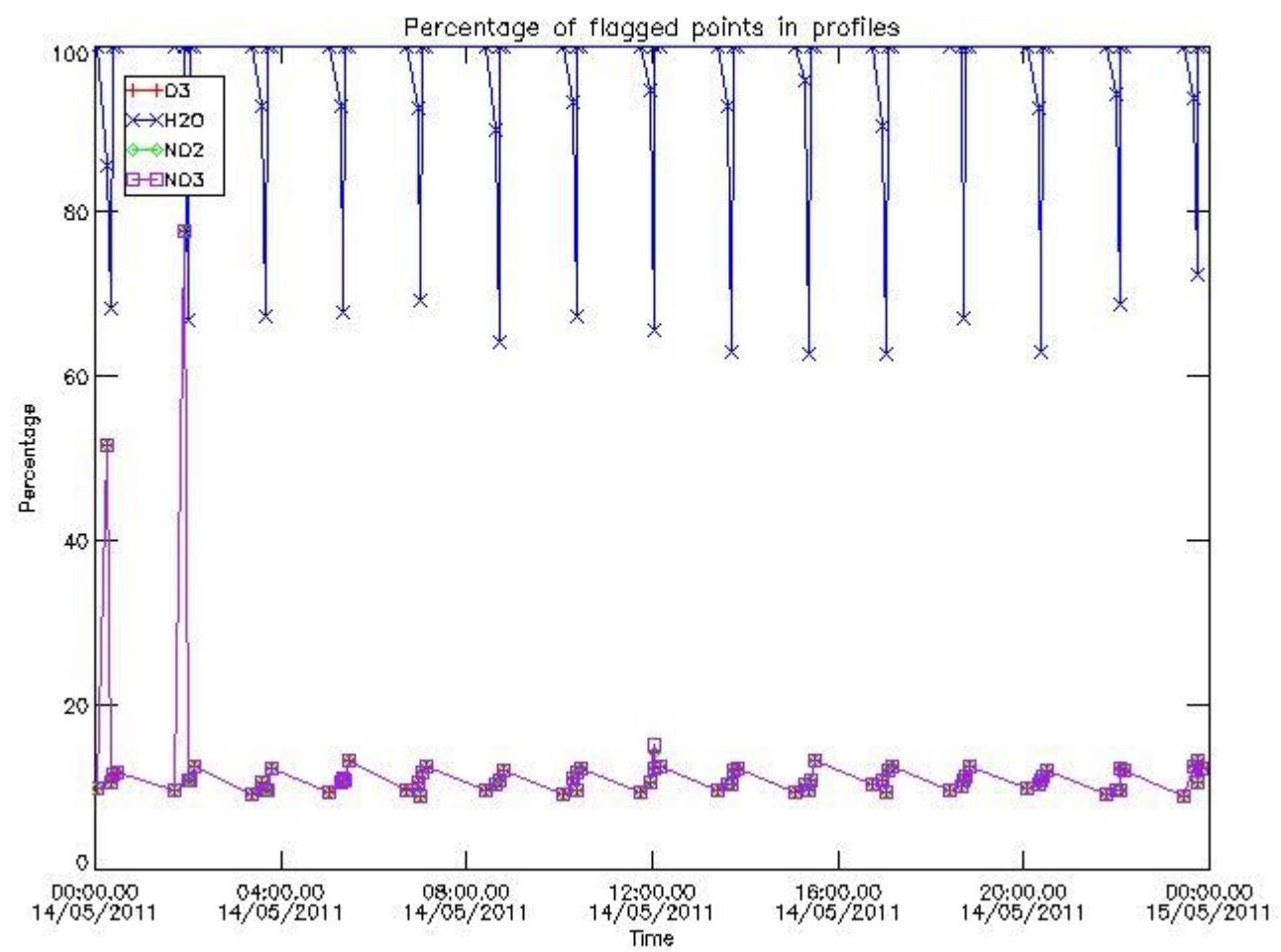
220	GOM_NL__2PRFIN20110514_161541_000000423102_00270_48129_7279.N1	14-MAY-2011 16:15:41	Bright	42.000	119	14Eta Dra	2.7270	4700.0	84	48129	No
221	GOM_NL__2PRFIN20110514_161709_000000403102_00270_48129_7280.N1	14-MAY-2011 16:17:09	Bright	40.000	60	7Bet UMi	2.0810	3950.0	80	48129	No
222	GOM_NL__2PRFIN20110514_162634_000000443102_00270_48129_7281.N1	14-MAY-2011 16:26:34	Bright	43.500	89	5Alp Cep	2.4510	8000.0	87	48129	No
223	GOM_NL__2PRFIN20110514_163004_000000433102_00270_48129_7282.N1	14-MAY-2011 16:30:04	Bright	43.000	74	11Bet Cas	2.2680	6600.0	86	48129	No
224	GOM_NL__2PRFIN20110514_164015_000000623102_00270_48129_7283.N1	14-MAY-2011 16:40:15	Twilight	61.500	93	53Bet Peg	2.5200	3100.0	123	48129	No
225	GOM_NL__2PRFIN20110514_164319_000000433102_00270_48129_7284.N1	14-MAY-2011 16:43:19	Twilight	42.500	140	88Gam Peg	2.8340	26000.	85	48129	No
226	GOM_NL__2PRFIN20110514_164453_000000493102_00270_48129_7285.N1	14-MAY-2011 16:44:53	Dark	49.000	90	54Alp Peg	2.4870	11000.	98	48129	No
227	GOM_NL__2PRFIN20110514_165827_000000473102_00270_48129_7286.N1	14-MAY-2011 16:58:27	Dark	47.000	18	24Alp PsA	1.1660	9700.0	94	48129	No
228	GOM_NL__2PRFIN20110514_170249_000000543102_00270_48129_7287.N1	14-MAY-2011 17:02:49	Dark	54.000	63	Bet Gru	2.1500	2800.0	108	48129	No
229	GOM_NL__2PRFIN20110514_170416_000000433102_00270_48129_7288.N1	14-MAY-2011 17:04:16	Dark	42.500	31	Alp Gru	1.7340	15200.	85	48129	No
230	GOM_NL__2PRFIN20110514_170949_000000453102_00271_48130_7411.N1	14-MAY-2011 17:09:49	Dark	44.500	45	Alp Pav	1.9400	26000.	89	48130	No
231	GOM_NL__2PRFIN20110514_171701_000000483102_00271_48130_7412.N1	14-MAY-2011 17:17:01	Straylight	48.000	141	Bet Ara	2.8400	4600.0	96	48130	No
232	GOM_NL__2PRFIN20110514_171932_000000533102_00271_48130_7413.N1	14-MAY-2011 17:19:32	Straylight	52.500	40	The Sco	1.8590	7100.0	105	48130	No
233	GOM_NL__2PRFIN20110514_172124_000000533102_00271_48130_7414.N1	14-MAY-2011 17:21:24	Straylight	53.000	25	35Lam Sco	1.6200	28000.	106	48130	No
234	GOM_NL__2PRFIN20110514_172346_000000533102_00271_48130_7415.N1	14-MAY-2011 17:23:46	Straylight	52.500	75	26Eps Sco	2.2910	4250.0	105	48130	No
235	GOM_NL__2PRFIN20110514_172652_000000643102_00271_48130_7416.N1	14-MAY-2011 17:26:52	Twilight	63.500	16	21Alp Sco	1.0200	3000.0	127	48130	No
236	GOM_NL__2PRFIN20110514_172837_000000583102_00271_48130_7417.N1	14-MAY-2011 17:28:37	Bright	58.000	80	7Del Sco	2.3160	30000.	116	48130	No
237	GOM_NL__2PRFIN20110514_173119_000000383102_00271_48130_7418.N1	14-MAY-2011 17:31:19	Bright	37.500	122	9Alp2Lib	2.7470	9700.0	75	48130	No
238	GOM_NL__2PRFIN20110514_173311_000000413102_00271_48130_7419.N1	14-MAY-2011 17:33:11	Bright	41.000	104	27Bet Lib	2.6140	13100.	82	48130	No
239	GOM_NL__2PRFIN20110514_173832_000000453102_00271_48130_7420.N1	14-MAY-2011 17:38:32	Bright	45.000	102	24Alp Ser	2.6000	4250.0	90	48130	No
240	GOM_NL__2PRFIN20110514_174136_000000363102_00271_48130_7421.N1	14-MAY-2011 17:41:36	Bright	36.000	3	16Alp Boo	-0.050000	4250.0	72	48130	No
241	GOM_NL__2PRFIN20110514_174406_000000393102_00271_48130_7422.N1	14-MAY-2011 17:44:06	Bright	38.500	83		2.3780	11000.	77	48130	No
242	GOM_NL__2PRFIN20110514_174713_000000383102_00271_48130_7423.N1	14-MAY-2011 17:47:13	Bright	37.500	180	27Gam Boo	3.0400	8000.0	75	48130	No
243	GOM_NL__2PRFIN20110514_175554_000000523102_00271_48130_7424.N1	14-MAY-2011 17:55:54	Bright	51.500	119	14Eta Dra	2.7270	4700.0	103	48130	No
244	GOM_NL__2PRFIN20110514_175722_000000383102_00271_48130_7425.N1	14-MAY-2011 17:57:22	Bright	38.000	60	7Bet UMi	2.0810	3950.0	76	48130	No
245	GOM_NL__2PRFIN20110514_180648_000000453102_00271_48130_7426.N1	14-MAY-2011 18:06:48	Bright	45.000	89	5Alp Cep	2.4510	8000.0	90	48130	No
246	GOM_NL__2PRFIN20110514_181018_000000453102_00271_48130_7427.N1	14-MAY-2011 18:10:18	Bright	45.000	74	11Bet Cas	2.2680	6600.0	90	48130	No
247	GOM_NL__2PRFIN20110514_182029_000000593102_00271_48130_7428.N1	14-MAY-2011 18:20:29	Twilight	58.500	93	53Bet Peg	2.5200	3100.0	117	48130	No
248	GOM_NL__2PRFIN20110514_182334_000000423102_00271_48130_7429.N1	14-MAY-2011 18:23:34	Twilight	41.500	140	88Gam Peg	2.8340	26000.	83	48130	No
249	GOM_NL__2PRFIN20110514_182508_000000533102_00271_48130_7430.N1	14-MAY-2011 18:25:08	Dark	52.500	90	54Alp Peg	2.4870	11000.	105	48130	No
250	GOM_NL__2PRFIN20110514_183842_000000513102_00271_48130_7431.N1	14-MAY-2011 18:38:42	Dark	50.500	18	24Alp PsA	1.1660	9700.0	101	48130	No
251	GOM_NL__2PRFIN20110514_184304_000000483102_00271_48130_7432.N1	14-MAY-2011 18:43:04	Dark	47.500	63	Bet Gru	2.1500	2800.0	95	48130	No
252	GOM_NL__2PRFIN20110514_184431_000000453102_00271_48130_7433.N1	14-MAY-2011 18:44:31	Dark	45.000	31	Alp Gru	1.7340	15200.	90	48130	No
253	GOM_NL__2PRFIN20110514_185004_000000413102_00272_48131_7453.N1	14-MAY-2011 18:50:04	Dark	41.000	45	Alp Pav	1.9400	26000.	82	48131	No
254	GOM_NL__2PRFIN20110514_185716_000000503102_00272_48131_7454.N1	14-MAY-2011 18:57:16	Straylight	49.500	141	Bet Ara	2.8400	4600.0	99	48131	No
255	GOM_NL__2PRFIN20110514_185947_000000543102_00272_48131_7455.N1	14-MAY-2011 18:59:47	Straylight	54.000	40	The Sco	1.8590	7100.0	108	48131	No
256	GOM_NL__2PRFIN20110514_190138_000000523102_00272_48131_7456.N1	14-MAY-2011 19:01:38	Straylight	52.000	25	35Lam Sco	1.6200	28000.	104	48131	No
257	GOM_NL__2PRFIN20110514_190400_000000533102_00272_48131_7457.N1	14-MAY-2011 19:04:00	Straylight	53.000	75	26Eps Sco	2.2910	4250.0	106	48131	No
258	GOM_NL__2PRFIN20110514_190706_000000643102_00272_48131_7458.N1	14-MAY-2011 19:07:06	Twilight	63.500	16	21Alp Sco	1.0200	3000.0	127	48131	No
259	GOM_NL__2PRFIN20110514_190851_000000523102_00272_48131_7459.N1	14-MAY-2011 19:08:51	Bright	51.500	80	7Del Sco	2.3160	30000.	103	48131	No
260	GOM_NL__2PRFIN20110514_191133_000000393102_00272_48131_7460.N1	14-MAY-2011 19:11:33	Bright	38.500	122	9Alp2Lib	2.7470	9700.0	77	48131	No
261	GOM_NL__2PRFIN20110514_191325_000000403102_00272_48131_7461.N1	14-MAY-2011 19:13:25	Bright	39.500	104	27Bet Lib	2.6140	13100.	79	48131	No
262	GOM_NL__2PRFIN20110514_191845_000000453102_00272_48131_7462.N1	14-MAY-2011 19:18:45	Bright	44.500	102	24Alp Ser	2.6000	4250.0	89	48131	No
263	GOM_NL__2PRFIN20110514_192150_000000373102_00272_48131_7463.N1	14-MAY-2011 19:21:50	Bright	36.500	3	16Alp Boo	-0.050000	4250.0	73	48131	No
264	GOM_NL__2PRFIN20110514_192419_000000413102_00272_48131_7464.N1	14-MAY-2011 19:24:19	Bright	40.500	83		2.3780	11000.	81	48131	No
265	GOM_NL__2PRFIN20110514_192727_000000273102_00272_48131_7465.N1	14-MAY-2011 19:27:27	Twilight	27.000	180	27Gam Boo	3.0400	8000.0	54	48131	No
266	GOM_NL__2PRFIN20110514_193608_000000433102_00272_48131_7466.N1	14-MAY-2011 19:36:08	Bright	43.000	119	14Eta Dra	2.7270	4700.0	86	48131	No
267	GOM_NL__2PRFIN20110514_193737_000000403102_00272_48131_7467.N1	14-MAY-2011 19:37:37	Bright	39.500	60	7Bet UMi	2.0810	3950.0	79	48131	No
268	GOM_NL__2PRFIN20110514_194701_000000453102_00272_48131_7468.N1	14-MAY-2011 19:47:01	Bright	44.500	89	5Alp Cep	2.4510	8000.0	89	48131	No
269	GOM_NL__2PRFIN20110514_195032_000000363102_00272_48131_7469.N1	14-MAY-2011 19:50:32	Bright	36.000	74	11Bet Cas	2.2680	6600.0	72	48131	No
270	GOM_NL__2PRFIN20110514_200043_000000593102_00272_48131_7470.N1	14-MAY-2011 20:00:43	Twilight	58.500	93	53Bet Peg	2.5200	3100.0	117	48131	No
271	GOM_NL__2PRFIN20110514_200348_000000433102_00272_48131_7471.N1	14-MAY-2011 20:03:48	Twilight	42.500	140	88Gam Peg	2.8340	26000.	85	48131	No
272	GOM_NL__2PRFIN20110514_200523_000000523102_00272_48131_7472.N1	14-MAY-2011 20:05:23	Dark	52.000	90	54Alp Peg	2.4870	11000.	104	48131	No
273	GOM_NL__2PRFIN20110514_201857_000000553102_00272_48131_7473.N1	14-MAY-2011 20:18:57	Dark	54.500	18	24Alp PsA	1.1660	9700.0	109	48131	No
274	GOM_NL__2PRFIN20110514_202318_000000483102_00272_48131_7474.N1	14-MAY-2011 20:23:18	Dark	47.500	63	Bet Gru	2.1500	2800.0	95	48131	No
275	GOM_NL__2PRFIN20110514_202446_000000453102_00272_48131_7475.N1	14-MAY-2011 20:24:46	Dark	45.000	31	Alp Gru	1.7340	15200.	90	48131	No
276	GOM_NL__2PRFIN20110514_203018_000000433102_00273_48132_7407.N1	14-MAY-2011 20:30:18	Dark	42.500	45	Alp Pav	1.9400	26000.	85	48132	No
277	GOM_NL__2PRFIN20110514_203730_000000413102_00273_48132_7408.N1	14-MAY-2011 20:37:30	Straylight	40.500	141	Bet Ara	2.8400	4600.0	81	48132	No
278	GOM_NL__2PRFIN20110514_204001_000000483102_00273_48132_7409.N1	14-MAY-2011 20:40:01	Straylight	47.500	40	The Sco	1.8590	7100.0	95	48132	No

279	GOM_NL__2PRFIN20110514_204153_000000563102_00273_48132_7410.N1	14-MAY-2011 20:41:53	Straylight	55.500	25	35Lam Sco	1.6200	28000.	111	48132	No
280	GOM_NL__2PRFIN20110514_204415_000000573102_00273_48132_7411.N1	14-MAY-2011 20:44:15	Twilight	56.500	75	26Eps Sco	2.2910	4250.0	113	48132	No
281	GOM_NL__2PRFIN20110514_204721_000000663102_00273_48132_7412.N1	14-MAY-2011 20:47:21	Twilight	66.000	16	21Alp Sco	1.0200	3000.0	132	48132	No
282	GOM_NL__2PRFIN20110514_204905_000000543102_00273_48132_7413.N1	14-MAY-2011 20:49:05	Bright	53.500	80	7Del Sco	2.3160	30000.	107	48132	No
283	GOM_NL__2PRFIN20110514_205147_000000393102_00273_48132_7414.N1	14-MAY-2011 20:51:47	Bright	39.000	122	9Alp2Lib	2.7470	9700.0	78	48132	No
284	GOM_NL__2PRFIN20110514_205339_000000393102_00273_48132_7415.N1	14-MAY-2011 20:53:39	Bright	39.000	104	27Bet Lib	2.6140	13100.	78	48132	No
285	GOM_NL__2PRFIN20110514_205859_000000453102_00273_48132_7416.N1	14-MAY-2011 20:58:59	Bright	44.500	102	24Alp Ser	2.6000	4250.0	89	48132	No
286	GOM_NL__2PRFIN20110514_210204_000000373102_00273_48132_7417.N1	14-MAY-2011 21:02:04	Bright	36.500	3	16Alp Boo	-0.050000	4250.0	73	48132	No
287	GOM_NL__2PRFIN20110514_210433_000000383102_00273_48132_7418.N1	14-MAY-2011 21:04:33	Bright	37.500	83		2.3780	11000.	75	48132	No
288	GOM_NL__2PRFIN20110514_210741_000000363102_00273_48132_7419.N1	14-MAY-2011 21:07:41	Bright	36.000	180	27Gam Boo	3.0400	8000.0	72	48132	No
289	GOM_NL__2PRFIN20110514_211621_000000453102_00273_48132_7420.N1	14-MAY-2011 21:16:21	Bright	44.500	119	14Eta Dra	2.7270	4700.0	89	48132	No
290	GOM_NL__2PRFIN20110514_211750_000000343102_00273_48132_7421.N1	14-MAY-2011 21:17:50	Bright	34.000	60	7Bet UMi	2.0810	3950.0	68	48132	No
291	GOM_NL__2PRFIN20110514_212715_000000443102_00273_48132_7422.N1	14-MAY-2011 21:27:15	Bright	43.500	89	5Alp Cep	2.4510	8000.0	87	48132	No
292	GOM_NL__2PRFIN20110514_213046_000000503102_00273_48132_7423.N1	14-MAY-2011 21:30:46	Bright	49.500	74	11Bet Cas	2.2680	6600.0	99	48132	No
293	GOM_NL__2PRFIN20110514_214058_000000593102_00273_48132_7424.N1	14-MAY-2011 21:40:58	Twilight	58.500	93	53Bet Peg	2.5200	3100.0	117	48132	No
294	GOM_NL__2PRFIN20110514_214402_000000433102_00273_48132_7425.N1	14-MAY-2011 21:44:02	Twilight	42.500	140	88Gam Peg	2.8340	26000.	85	48132	No
295	GOM_NL__2PRFIN20110514_214537_000000553102_00273_48132_7426.N1	14-MAY-2011 21:45:37	Dark	55.000	90	54Alp Peg	2.4870	11000.	110	48132	No
296	GOM_NL__2PRFIN20110514_215911_000000533102_00273_48132_7427.N1	14-MAY-2011 21:59:11	Dark	52.500	18	24Alp PsA	1.1660	9700.0	105	48132	No
297	GOM_NL__2PRFIN20110514_220333_000000583102_00273_48132_7428.N1	14-MAY-2011 22:03:33	Dark	58.000	63	Bet Gru	2.1500	2800.0	116	48132	No
298	GOM_NL__2PRFIN20110514_220500_000000423102_00273_48132_7429.N1	14-MAY-2011 22:05:00	Dark	41.500	31	Alp Gru	1.7340	15200.	83	48132	No
299	GOM_NL__2PRFIN20110514_221033_000000423102_00274_48133_7371.N1	14-MAY-2011 22:10:33	Dark	42.000	45	Alp Pav	1.9400	26000.	84	48133	No
300	GOM_NL__2PRFIN20110514_221744_000000473102_00274_48133_7372.N1	14-MAY-2011 22:17:44	Straylight	46.500	141	Bet Ara	2.8400	4600.0	93	48133	No
301	GOM_NL__2PRFIN20110514_222016_000000533102_00274_48133_7373.N1	14-MAY-2011 22:20:16	Straylight	53.000	40	The Sco	1.8590	7100.0	106	48133	No
302	GOM_NL__2PRFIN20110514_222207_000000563102_00274_48133_7374.N1	14-MAY-2011 22:22:07	Straylight	55.500	25	35Lam Sco	1.6200	28000.	111	48133	No
303	GOM_NL__2PRFIN20110514_222429_000000563102_00274_48133_7375.N1	14-MAY-2011 22:24:29	Twilight	56.000	75	26Eps Sco	2.2910	4250.0	112	48133	No
304	GOM_NL__2PRFIN20110514_222735_000000603102_00274_48133_7376.N1	14-MAY-2011 22:27:35	Twilight	60.000	16	21Alp Sco	1.0200	3000.0	120	48133	No
305	GOM_NL__2PRFIN20110514_222919_000000583102_00274_48133_7377.N1	14-MAY-2011 22:29:19	Bright	58.000	80	7Del Sco	2.3160	30000.	116	48133	No
306	GOM_NL__2PRFIN20110514_223201_000000393102_00274_48133_7378.N1	14-MAY-2011 22:32:01	Bright	38.500	122	9Alp2Lib	2.7470	9700.0	77	48133	No
307	GOM_NL__2PRFIN20110514_223353_000000473102_00274_48133_7379.N1	14-MAY-2011 22:33:53	Bright	47.000	104	27Bet Lib	2.6140	13100.	94	48133	No
308	GOM_NL__2PRFIN20110514_223913_000000453102_00274_48133_7380.N1	14-MAY-2011 22:39:13	Bright	44.500	102	24Alp Ser	2.6000	4250.0	89	48133	No
309	GOM_NL__2PRFIN20110514_224218_000000373102_00274_48133_7381.N1	14-MAY-2011 22:42:18	Bright	36.500	3	16Alp Boo	-0.050000	4250.0	73	48133	No
310	GOM_NL__2PRFIN20110514_224447_000000393102_00274_48133_7382.N1	14-MAY-2011 22:44:47	Bright	38.500	83		2.3780	11000.	77	48133	No
311	GOM_NL__2PRFIN20110514_224754_000000013102_00274_48133_7383.N1	14-MAY-2011 22:47:54	Dark	0.50000	180	27Gam Boo	3.0400	8000.0	1	48133	Yes
312	GOM_NL__2PRFIN20110514_225635_000000413102_00274_48133_7384.N1	14-MAY-2011 22:56:35	Bright	41.000	119	14Eta Dra	2.7270	4700.0	82	48133	No
313	GOM_NL__2PRFIN20110514_225804_000000383102_00274_48133_7385.N1	14-MAY-2011 22:58:04	Bright	38.000	60	7Bet UMi	2.0810	3950.0	76	48133	No
314	GOM_NL__2PRFIN20110514_230728_000000453102_00274_48133_7386.N1	14-MAY-2011 23:07:28	Bright	45.000	89	5Alp Cep	2.4510	8000.0	90	48133	No
315	GOM_NL__2PRFIN20110514_231059_000000373102_00274_48133_7387.N1	14-MAY-2011 23:10:59	Bright	37.000	74	11Bet Cas	2.2680	6600.0	74	48133	No
316	GOM_NL__2PRFIN20110514_232112_000000603102_00274_48133_7388.N1	14-MAY-2011 23:21:12	Twilight	59.500	93	53Bet Peg	2.5200	3100.0	119	48133	No
317	GOM_NL__2PRFIN20110514_232417_000000433102_00274_48133_7389.N1	14-MAY-2011 23:24:17	Twilight	43.000	140	88Gam Peg	2.8340	26000.	86	48133	No
318	GOM_NL__2PRFIN20110514_232551_000000563102_00274_48133_7390.N1	14-MAY-2011 23:25:51	Dark	56.000	90	54Alp Peg	2.4870	11000.	112	48133	No
319	GOM_NL__2PRFIN20110514_233926_000000493102_00274_48133_7391.N1	14-MAY-2011 23:39:26	Dark	48.500	18	24Alp PsA	1.1660	9700.0	97	48133	No
320	GOM_NL__2PRFIN20110514_234347_000000583102_00274_48133_7392.N1	14-MAY-2011 23:43:47	Dark	58.000	63	Bet Gru	2.1500	2800.0	116	48133	No
321	GOM_NL__2PRFIN20110514_234515_000000433102_00274_48133_7393.N1	14-MAY-2011 23:45:15	Dark	42.500	31	Alp Gru	1.7340	15200.	85	48133	No
322	GOM_NL__2PRFIN20110514_235047_000000423102_00275_48134_7402.N1	14-MAY-2011 23:50:47	Dark	41.500	45	Alp Pav	1.9400	26000.	83	48134	No
323	GOM_NL__2PRFIN20110514_235759_000000413102_00275_48134_7403.N1	14-MAY-2011 23:57:59	Straylight	41.000	141	Bet Ara	2.8400	4600.0	82	48134	No

3. Quality information per product

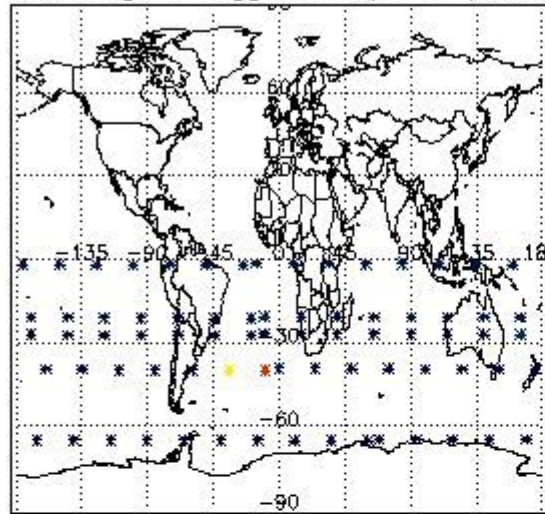
In this section it is plotted some information contained in the Quality Summary data set of the level 2 products. Only products in dark limb conditions and without errors (error flag in the MPH set to "0") are used.

3.1 Plot quality information per product (time dependant)

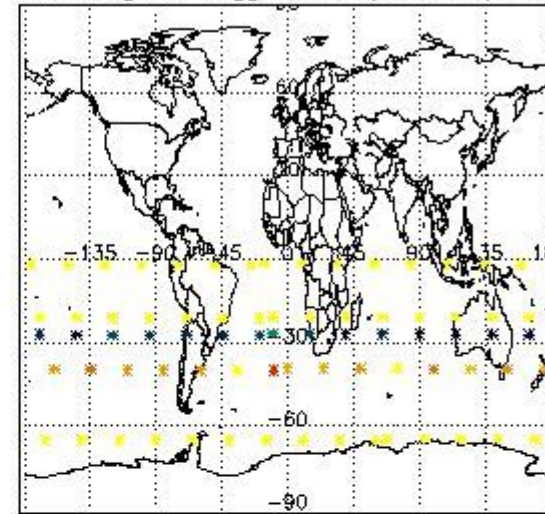


3.2 Plot quality information per product (world map)

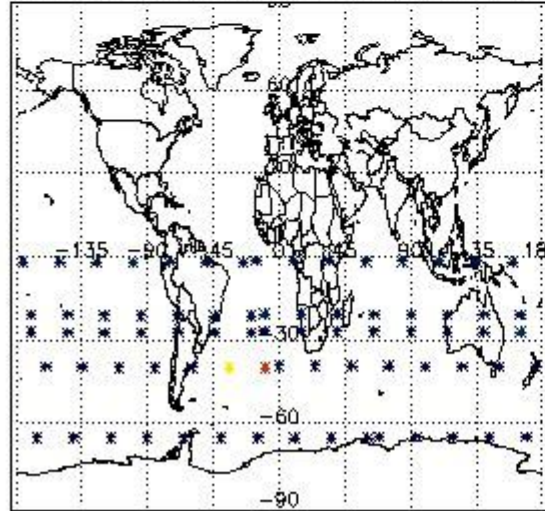
Percentage of flagged data per O3 profile



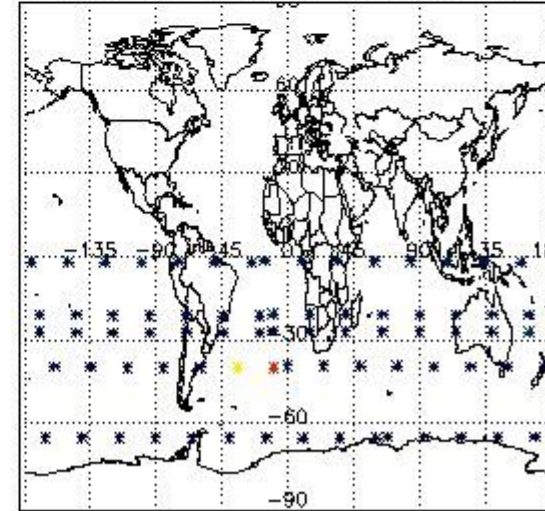
Percentage of flagged data per H2O profile



Percentage of flagged data per NO2 profile



Percentage of flagged data per NO3 profile

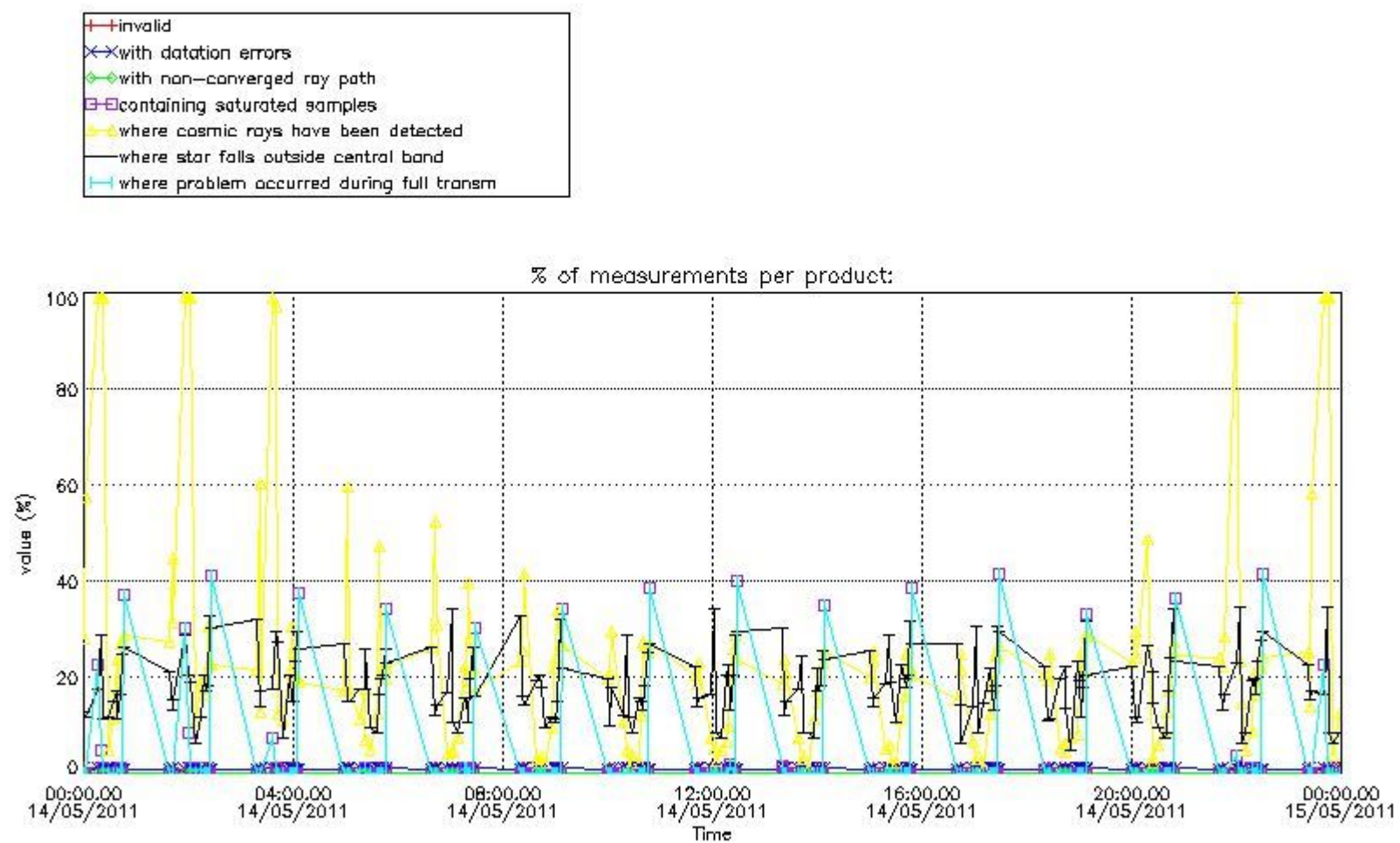


4. Level 1 quality information per product

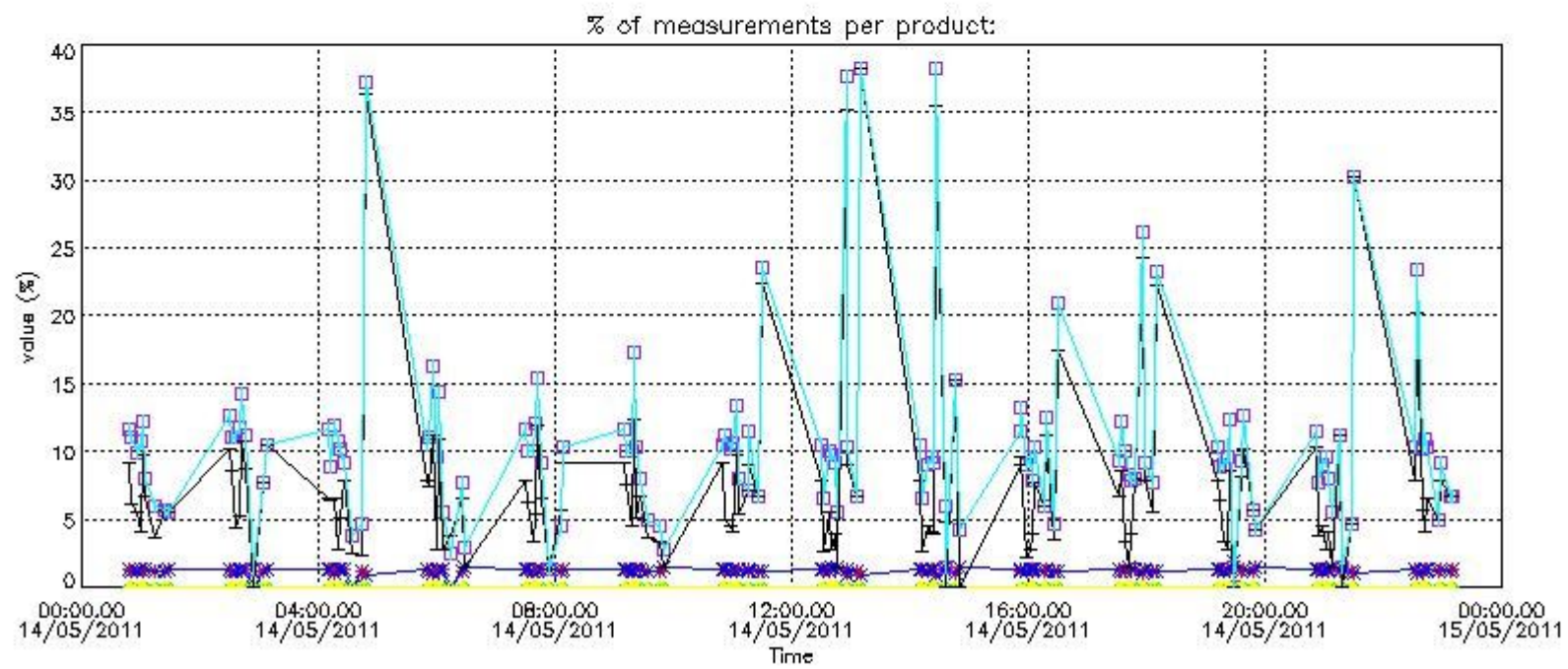
In this section it is plotted some information contained in the Quality Summary data set of the level 2 products that comes from the level 1b processing. Products without errors (error flag in the MPH set to "0") are used.

4.1 Plot quality information per product (time dependant) coming from level 1b processing

4.1.1 Plot level 1 quality information per product (time dependant): ENVISAT ASCENDING passes

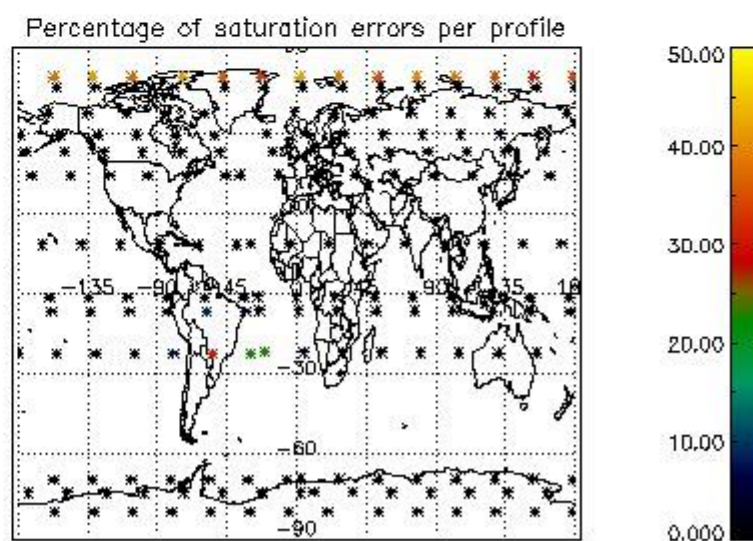
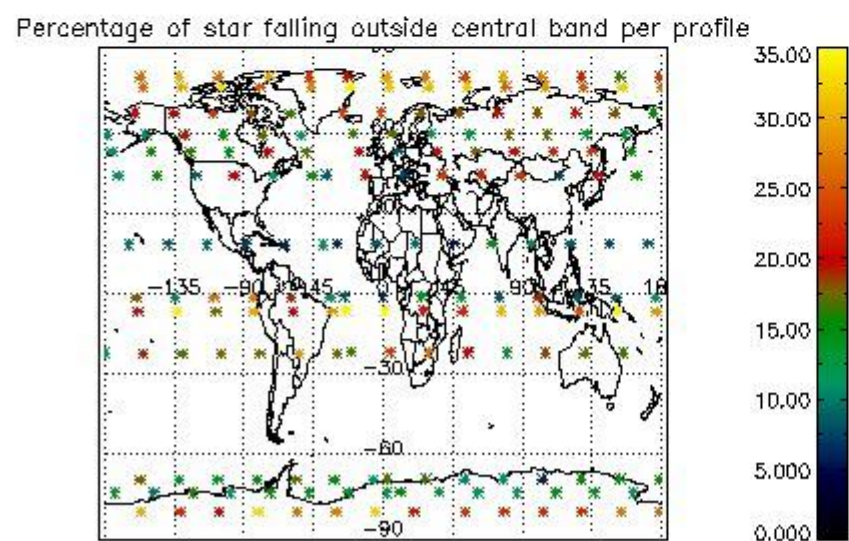
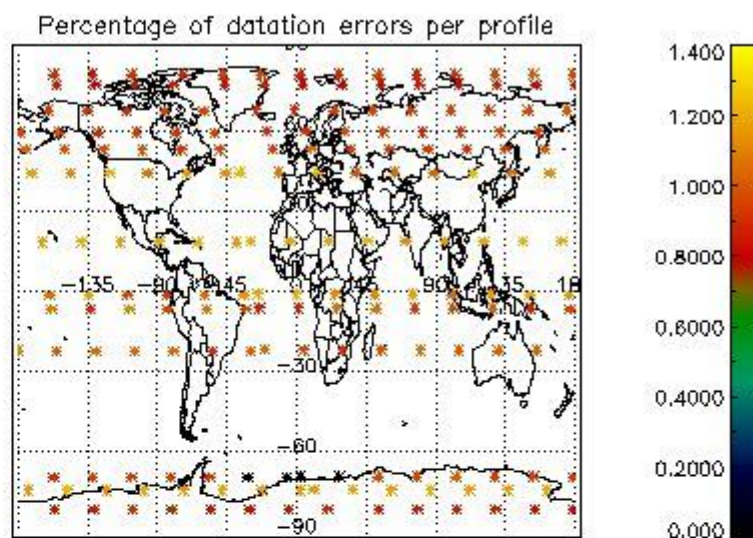
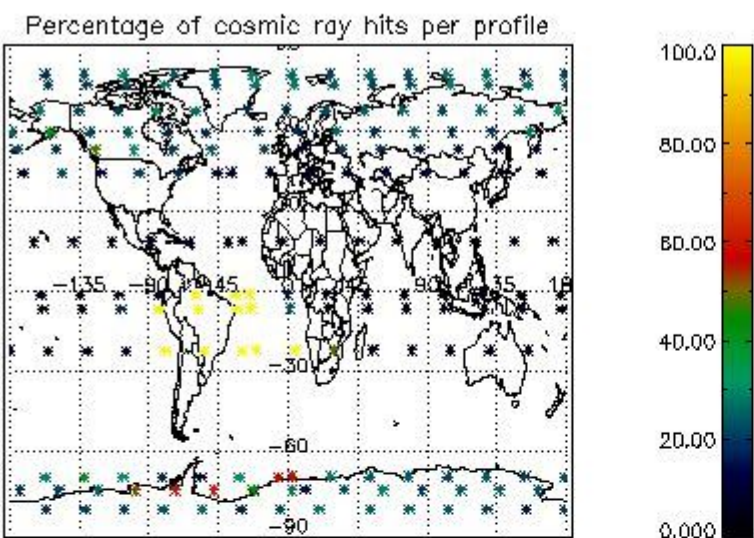


4.1.2 Plot level 1 quality information per product (time dependant): ENVI SAT DESCENDING passes

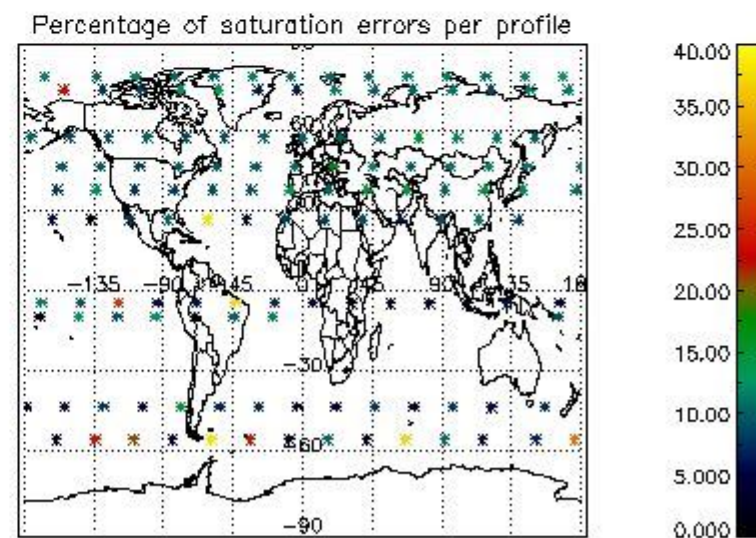
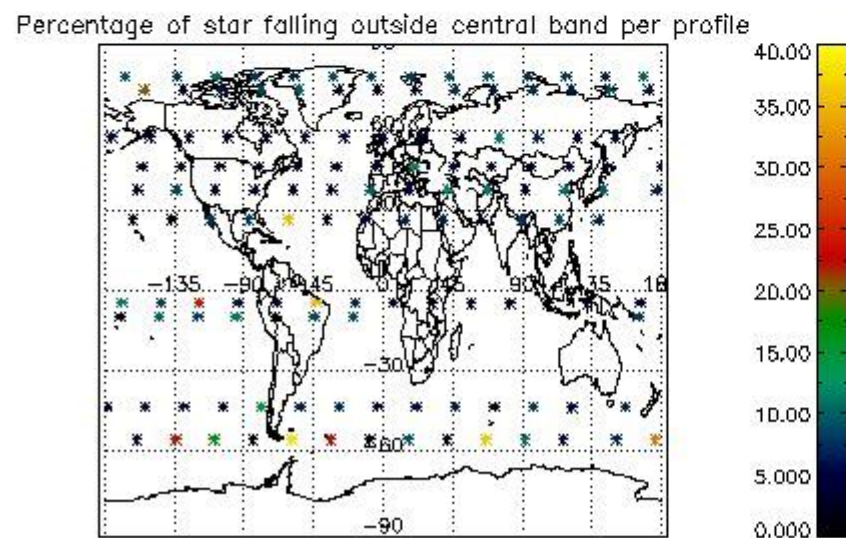
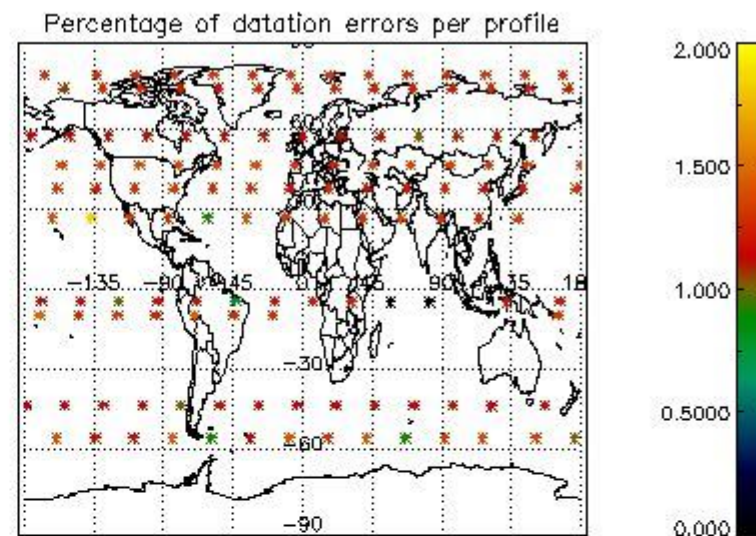
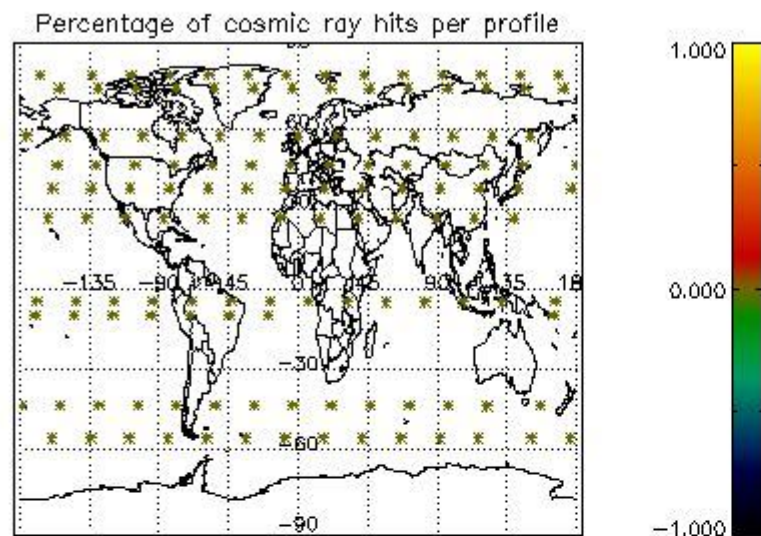


4.2 Plot quality information per product coming from level 1b processing (world map)

4.2.1 Plot level 1 quality information per product (world map): ENVISAT ASCENDING passes



4.2.2 Plot level 1 quality information per product (world map): ENVISAT DESCENDING passes



5. Trace gas profiles

5.1 Ozone statistics based on quality of products

The final quality of the products can be "measured" using the STD (Standard Deviation) attached to every point profile. This information is written to the parameter GOM_NL__2P/NL_LOCAL_SPECIES_DENSITY/o3_std of the level 2 products. The table below shows the statistics for given STD ranges.

The statistics are given with respect to the overall valid production:

- Products without fatal errors: GOM_NL__2P/MPH/PRODUCT_ERR=0
- Valid point profile: GOM_NL__2P/NL_LOCAL_SPECIES_DENSITY/pcd(0)=0

The 'Criteria' is applied to valid points of dark limb products:

- Products in dark limb illumination condition: GOM_NL__2P/NL_SUMMARY_QUALITY/obs_ill_cond=0
- Products without fatal errors: GOM_NL__2P/MPH/PRODUCT_ERR=0
- Valid point profile: GOM_NL__2P/NL_LOCAL_SPECIES_DENSITY/pcd(0)=0

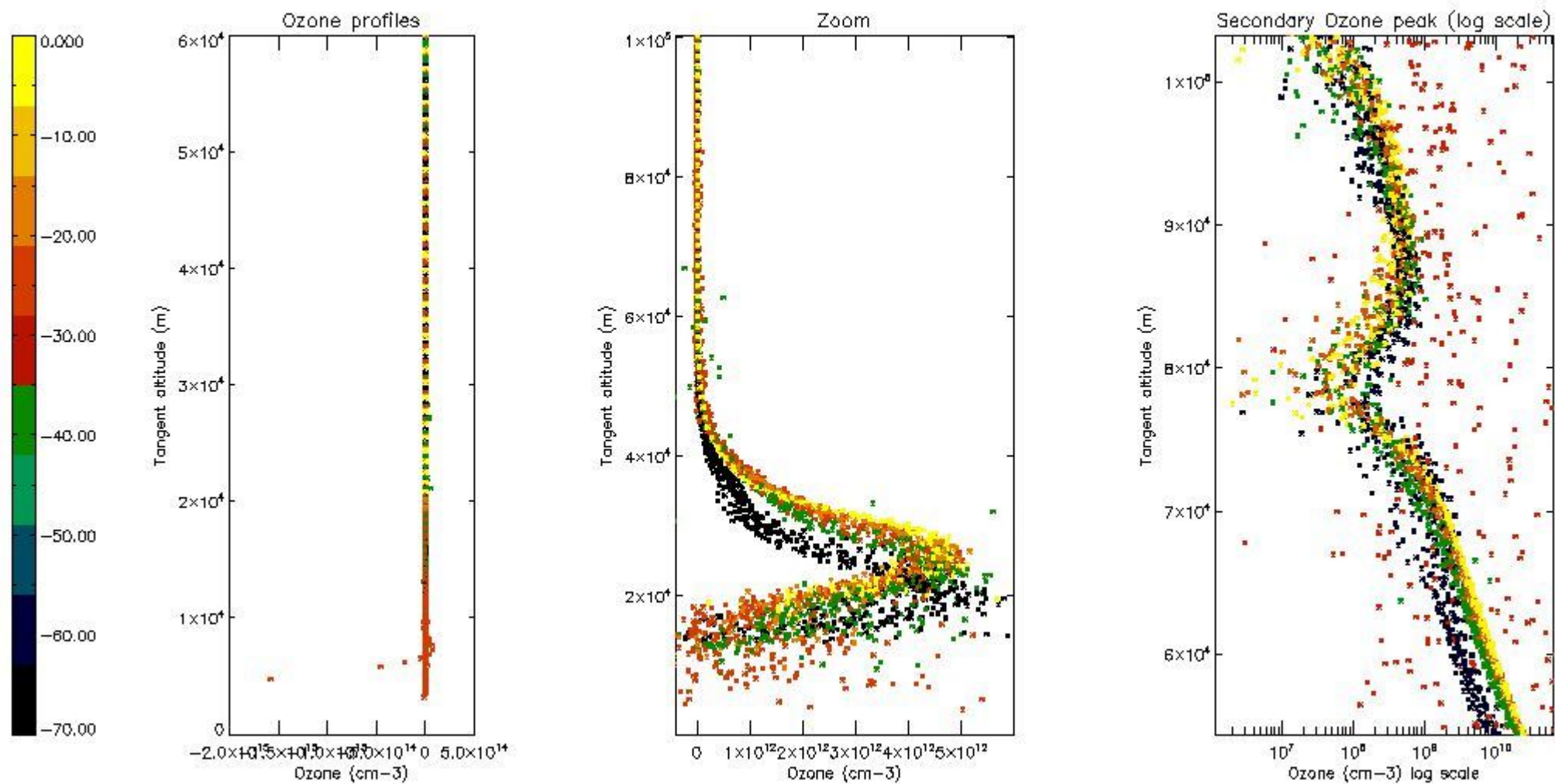
So, the table below shows the percentage of dark limb and valid observations for each criteria with respect to the overall valid daily observations.

Criteria	% of total production
All STD	24
STD < 20	12

STD < 10	9
STD < 5	5

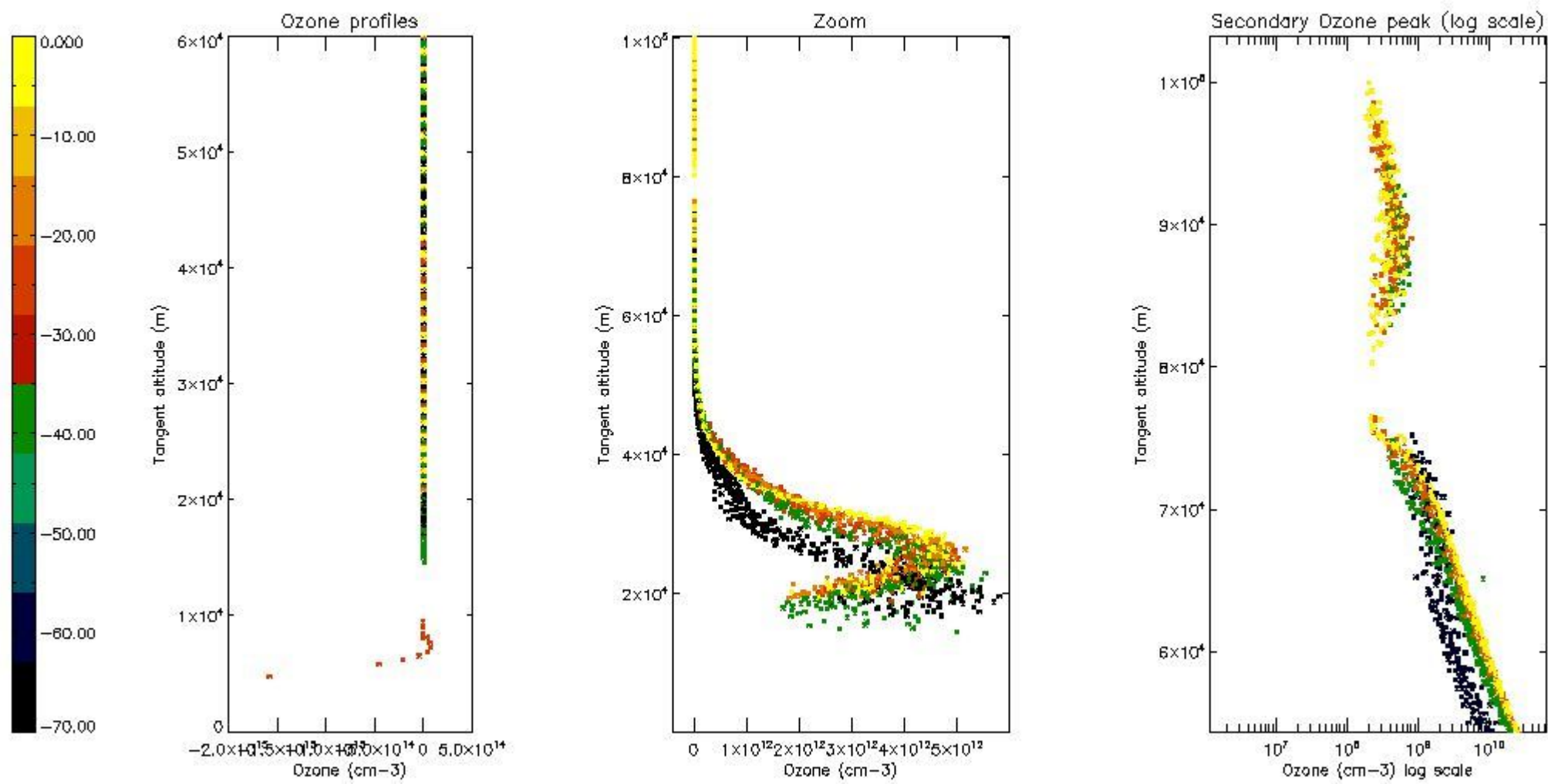
5.2 Plot ozone profiles for all STD (dark without errors)

The colorbar represents the latitude.



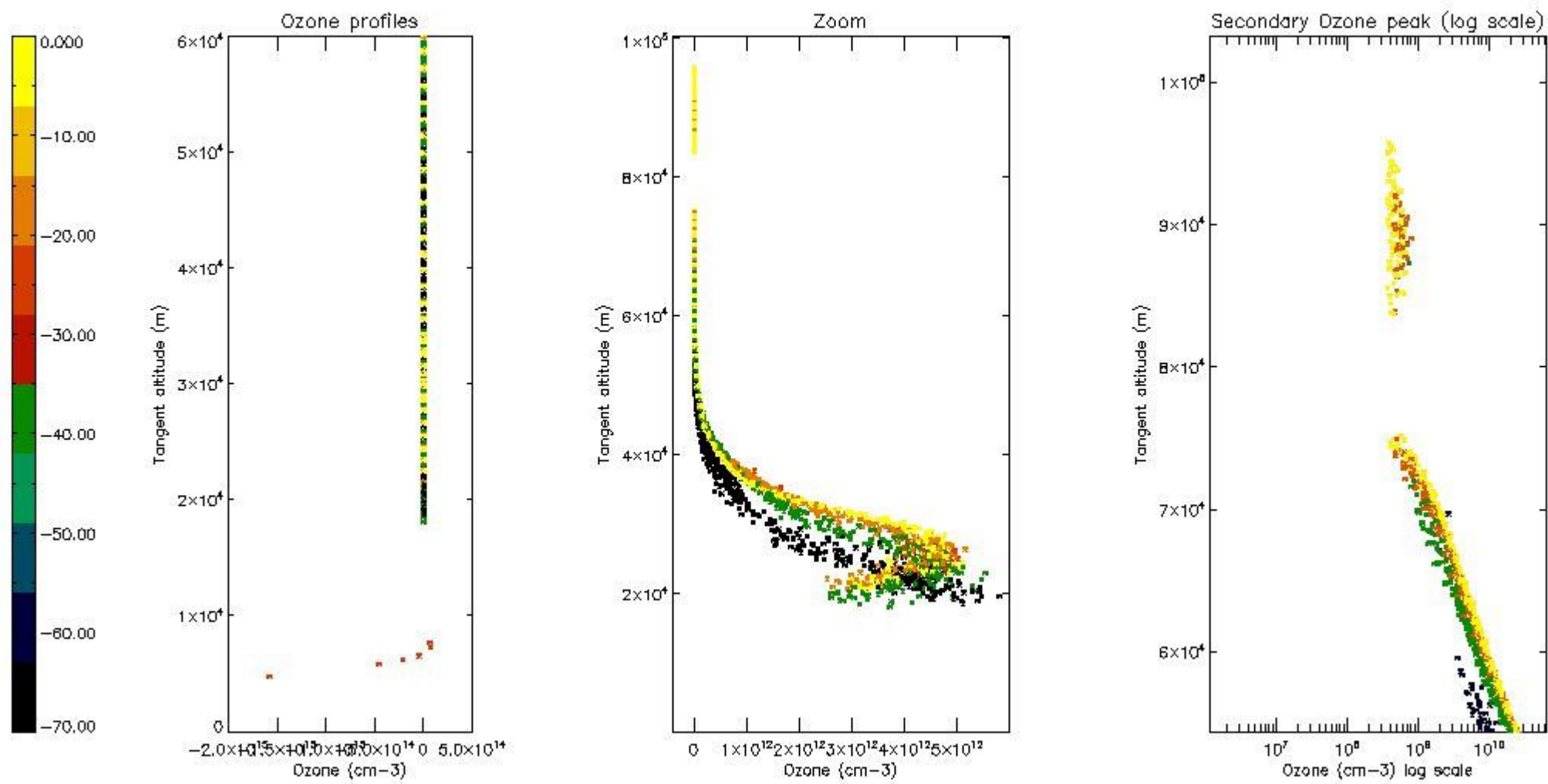
5.3 Plot ozone profiles where STD < 20% (dark without errors)

The colorbar represents the latitude.



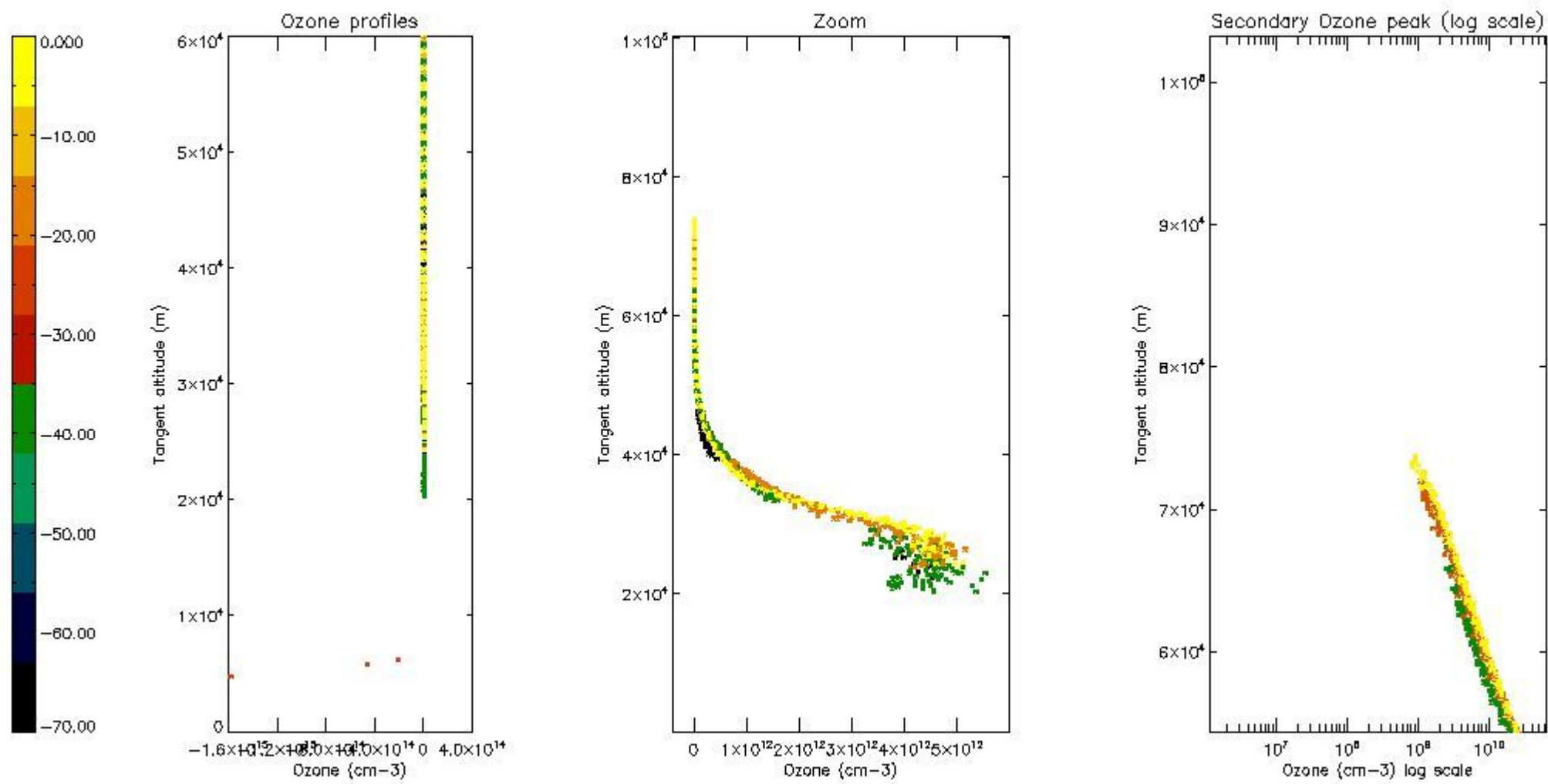
5.4 Plot ozone profiles where STD < 10% (dark without errors)

The colorbar represents the latitude.



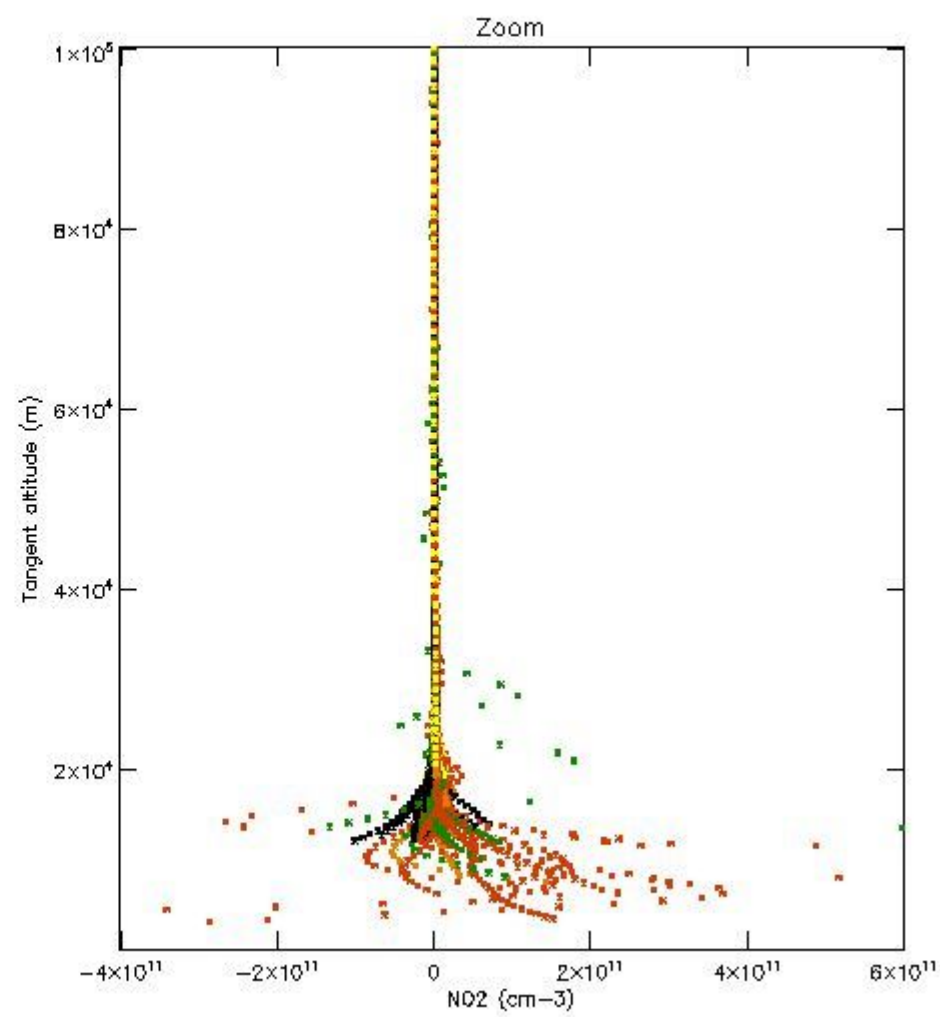
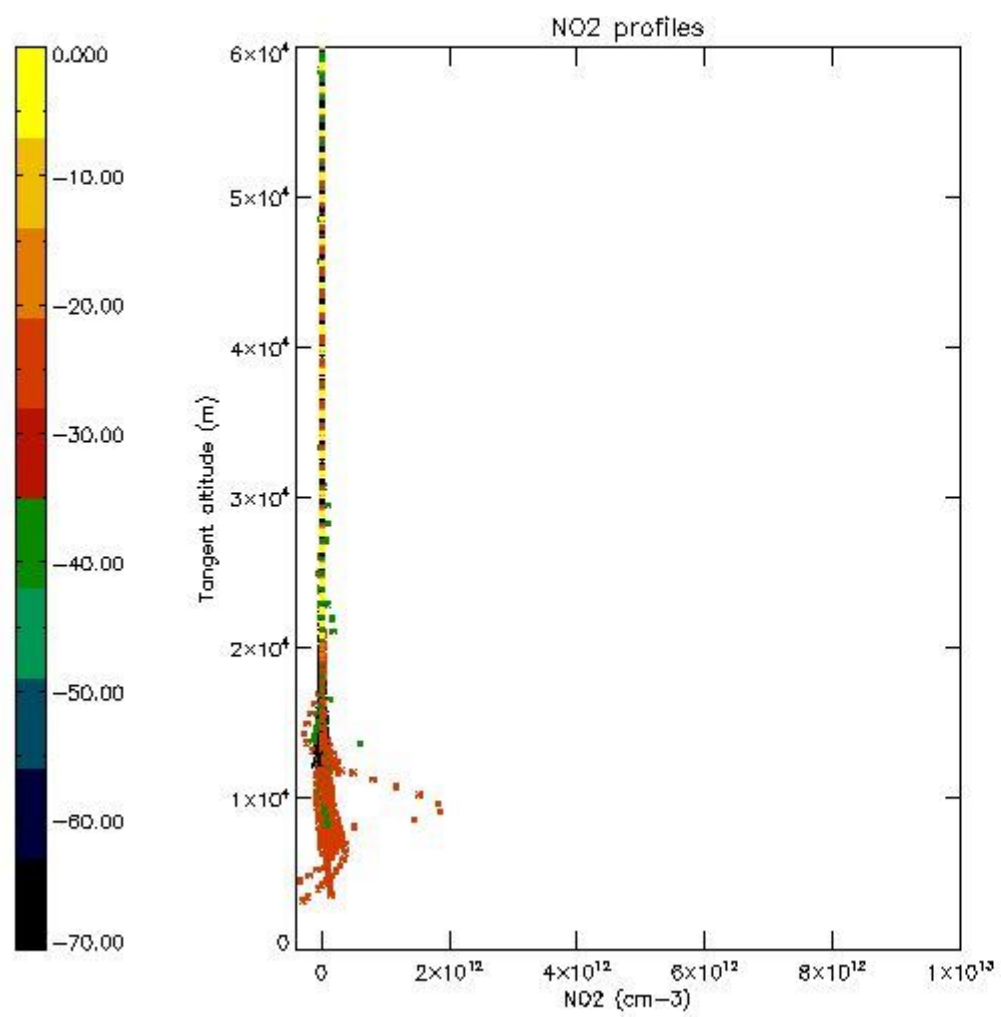
5.5 Plot ozone profiles where $STD < 5\%$ (dark without errors)

The colorbar represents the latitude.



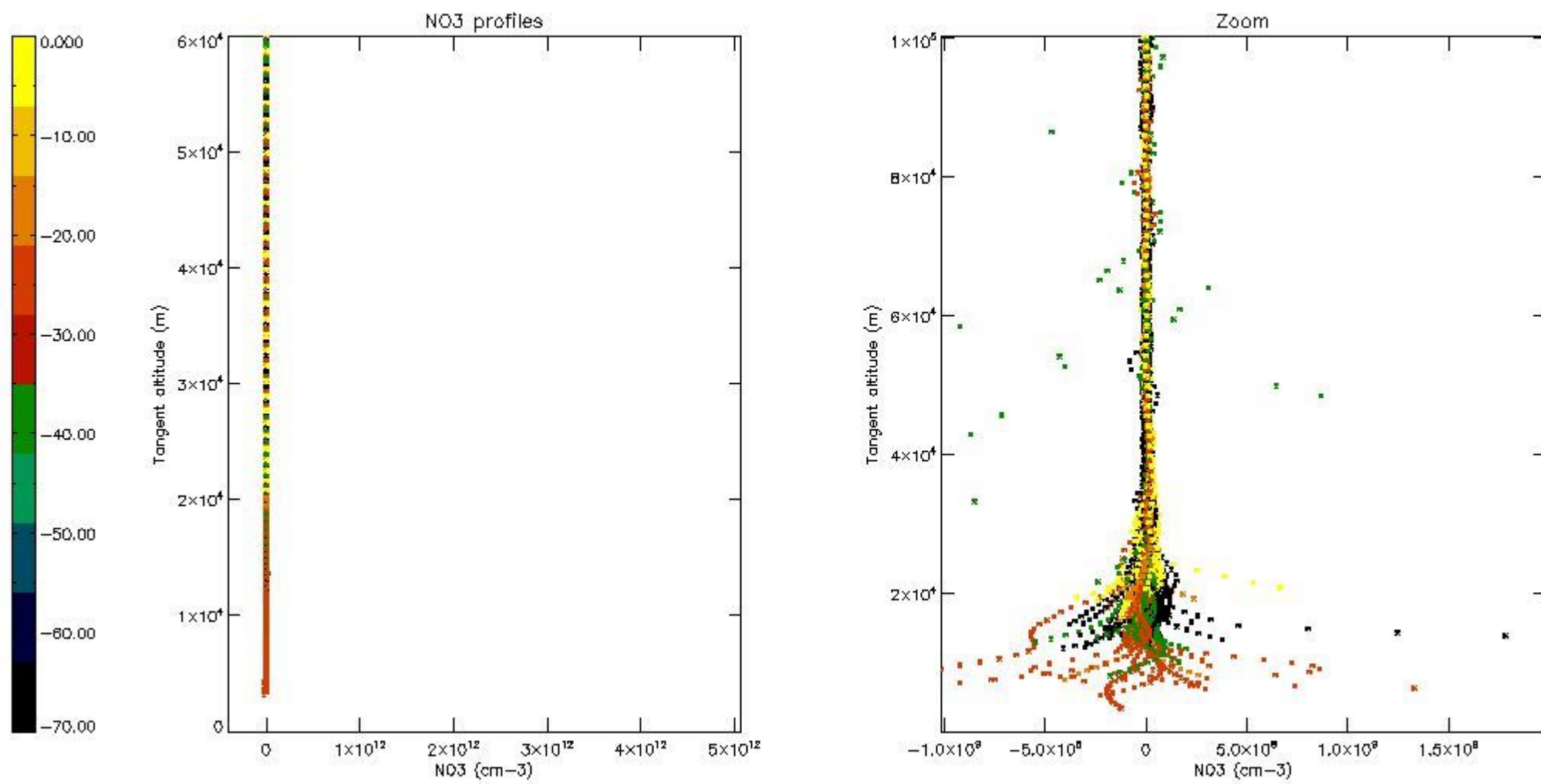
5.6 Plot NO₂ profiles for all STD (dark without errors)

The colorbar represents the latitude.



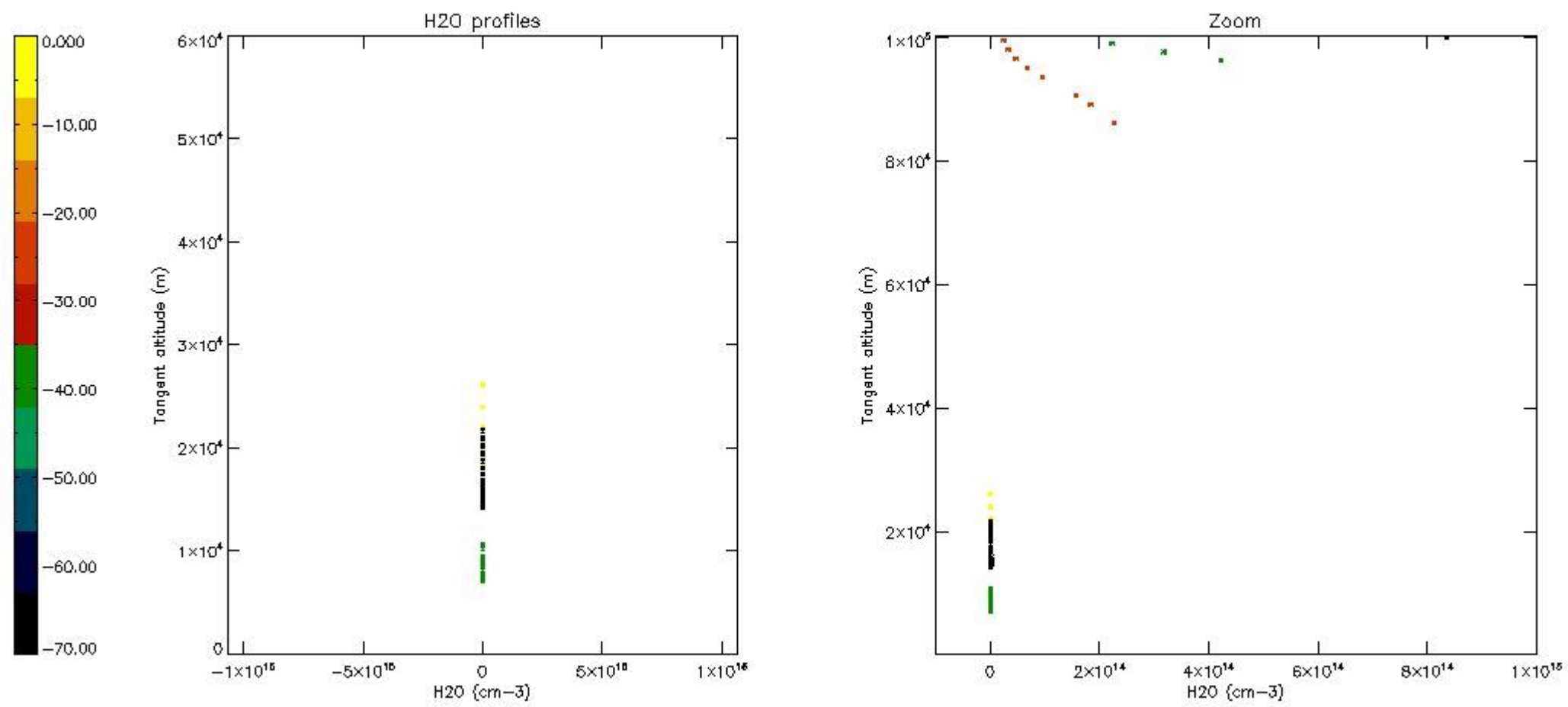
5.7 Plot NO3 profiles for all STD (dark without errors)

The colorbar represents the latitude.



5.8 Plot H₂O profiles for all STD (only for occultations of stars 1,2,3,4,13,14,16,26,63 dark without errors)

The colorbar represents the latitude.



6. Auxiliary Data Files used for the production reported in section 2

The number reported in the third column indicates since which file (see list in section 2) the corresponding auxiliary file has been used. The fourth column is the date of those product files.

Type	Auxiliary Filename	Used since product	Used since product date
INST_PHYS_CHARACTERISTICS	GOM_INS_AXVIEC20091111_143220_20030716_120000_20500101_000000	1	14-MAY-2011 00:00:56
LEVEL-2_PROC_CONFIG	GOM_PR2_AXVIEC20091111_152718_20020301_000000_20500101_000000	1	14-MAY-2011 00:00:56
CROSS_SECTIONS_FILE	GOM_CRS_AXVIEC20091111_154832_20020301_000000_20500101_000000	1	14-MAY-2011 00:00:56

GOMOS Level 2 Daily Report

SUMMARY

[1. General Info](#)

[2. Summary of processed GOM_NL_2P products](#)

[3. Level 2 Quality information per product](#)

[3.1 Plot of level 2 quality information per product \(time dependant\)](#)

[3.2 Plot of level 2 quality information per product \(world map\)](#)

[4. Level 1 Quality information per product \(stored on level 2 products\)](#)

[4.1 Plot of level 1 quality information per product \(time dependant\)](#)

[4.1.1 Plot of level 1 quality information per product \(time dependant\): ASCENDING](#)

[4.1.2 Plot of level 1 quality information per product \(time dependant\): DESCENDING](#)

[4.2 Plot of level 1 quality information per product \(world map\)](#)

[4.2.1 Plot of level 1 quality information per product \(world map\): ASCENDING](#)

[4.2.2 Plot of level 1 quality information per product \(world map\): DESCENDING](#)

[5. Ozone profiles based on quality statistics and other trace gas profiles](#)

[5.1 Ozone statistics based on quality of products](#)

[5.2 Plot ozone profiles for all STD \(dark without errors\)](#)

[5.3 Plot ozone profiles where STD < 20% \(dark without errors\)](#)

[5.4. Plot ozone profiles where STD < 10% \(dark without errors\)](#)

[5.5. Plot ozone profiles where STD < 5% \(dark without errors\)](#)

[5.6 Plot NO2 profiles for all STD \(dark without errors\)](#)

[5.7 Plot NO3 profiles for all STD \(dark without errors\)](#)

[5.8 Plot H2O profiles \(only for occultations of stars 1,2,3,4,13,14,16,26,63 dark without errors\) for all STD](#)

[6. Auxiliary Data Files used for the production reported in section 2](#)

This report presents the daily analysis on parameters extracted from GOMOS level 2 data (GOM_NL__2P). It is intended to monitor some important parameters that will impact the quality of these products. A list of level 2 products (and content) that have arrived during the reporting day to the PCF is also given.

Item	Value
Time of report generation	24APR2013 13:35:45
Data source version	GOMOS/6.01
Start time of products	14-05-2011 (14MAY2011 00:00:00)
Stop time of products	15-05-2011 (15MAY2011 00:00:00)
Store outputs in DB	Yes
Nb of level 2 prods	323
Nb of prods with errors	1

2. Summary of processed GOM_NL__2P products.

Nr	Filename	UTC Start time	Limb	Duration	Star Id	Star Name	Star Mag	Star Temp	Nb Meas	Orbit	Prod. error
1	GOM_NL__2PRFIN20110514_000056_00000433102_00260_48119_7144.N1	14-MAY-2011 00:00:56	Twilight	43.000	140	88Gam Peg	2.8340	26000.	86	48119	No
2	GOM_NL__2PRFIN20110514_000228_00000523102_00260_48119_7145.N1	14-MAY-2011 00:02:28	Dark	51.500	90	54Alp Peg	2.4870	11000.	103	48119	No
3	GOM_NL__2PRFIN20110514_001559_00000493102_00260_48119_7146.N1	14-MAY-2011 00:15:59	Dark	49.000	18	24Alp PsA	1.1660	9700.0	98	48119	No
4	GOM_NL__2PRFIN20110514_002023_00000533102_00260_48119_7147.N1	14-MAY-2011 00:20:23	Dark	52.500	63	Bet Gru	2.1500	2800.0	105	48119	No
5	GOM_NL__2PRFIN20110514_002148_00000443102_00260_48119_7148.N1	14-MAY-2011 00:21:48	Dark	44.000	31	Alp Gru	1.7340	15200.	88	48119	No
6	GOM_NL__2PRFIN20110514_002722_00000433102_00261_48120_7130.N1	14-MAY-2011 00:27:22	Dark	43.000	45	Alp Pav	1.9400	26000.	86	48120	No
7	GOM_NL__2PRFIN20110514_003436_00000443102_00261_48120_7131.N1	14-MAY-2011 00:34:36	Straylight	44.000	141	Bet Ara	2.8400	4600.0	88	48120	No
8	GOM_NL__2PRFIN20110514_003705_00000533102_00261_48120_7132.N1	14-MAY-2011 00:37:05	Straylight	52.500	40	The Sco	1.8590	7100.0	105	48120	No
9	GOM_NL__2PRFIN20110514_003857_00000533102_00261_48120_7133.N1	14-MAY-2011 00:38:57	Straylight	53.000	25	35Lam Sco	1.6200	28000.	106	48120	No
10	GOM_NL__2PRFIN20110514_004121_00000523102_00261_48120_7134.N1	14-MAY-2011 00:41:21	Straylight	52.000	75	26Eps Sco	2.2910	4250.0	104	48120	No
11	GOM_NL__2PRFIN20110514_004429_00000593102_00261_48120_7135.N1	14-MAY-2011 00:44:29	Tw_and_stray	58.500	16	21Alp Sco	1.0200	3000.0	117	48120	No
12	GOM_NL__2PRFIN20110514_004614_00000563102_00261_48120_7136.N1	14-MAY-2011 00:46:14	Bright	55.500	80	7Del Sco	2.3160	30000.	111	48120	No
13	GOM_NL__2PRFIN20110514_004858_00000393102_00261_48120_7137.N1	14-MAY-2011 00:48:58	Bright	38.500	122	9Alp2Lib	2.7470	9700.0	77	48120	No
14	GOM_NL__2PRFIN20110514_005050_00000413102_00261_48120_7138.N1	14-MAY-2011 00:50:50	Bright	40.500	104	27Bet Lib	2.6140	13100.	81	48120	No
15	GOM_NL__2PRFIN20110514_005614_00000463102_00261_48120_7139.N1	14-MAY-2011 00:56:14	Bright	45.500	102	24Alp Ser	2.6000	4250.0	91	48120	No
16	GOM_NL__2PRFIN20110514_005916_00000373102_00261_48120_7140.N1	14-MAY-2011 00:59:16	Bright	37.000	3	16Alp Boo	-0.050000	4250.0	74	48120	No
17	GOM_NL__2PRFIN20110514_010147_00000413102_00261_48120_7141.N1	14-MAY-2011 01:01:47	Bright	41.000	83		2.3780	11000.	82	48120	No
18	GOM_NL__2PRFIN20110514_010455_00000383102_00261_48120_7142.N1	14-MAY-2011 01:04:55	Bright	37.500	180	27Gam Boo	3.0400	8000.0	75	48120	No
19	GOM_NL__2PRFIN20110514_011339_00000423102_00261_48120_7143.N1	14-MAY-2011 01:13:39	Bright	41.500	119	14Eta Dra	2.7270	4700.0	83	48120	No
20	GOM_NL__2PRFIN20110514_012432_00000443102_00261_48120_7144.N1	14-MAY-2011 01:24:32	Bright	44.000	89	5Alp Cep	2.4510	8000.0	88	48120	No
21	GOM_NL__2PRFIN20110514_012758_00000373102_00261_48120_7145.N1	14-MAY-2011 01:27:58	Bright	36.500	74	11Bet Cas	2.2680	6600.0	73	48120	No
22	GOM_NL__2PRFIN20110514_013807_00000573102_00261_48120_7146.N1	14-MAY-2011 01:38:07	Tw_and_stray	57.000	93	53Bet Peg	2.5200	3100.0	114	48120	No
23	GOM_NL__2PRFIN20110514_014111_00000433102_00261_48120_7147.N1	14-MAY-2011 01:41:11	Twilight	42.500	140	88Gam Peg	2.8340	26000.	85	48120	No
24	GOM_NL__2PRFIN20110514_014243_00000533102_00261_48120_7148.N1	14-MAY-2011 01:42:43	Dark	53.000	90	54Alp Peg	2.4870	11000.	106	48120	No
25	GOM_NL__2PRFIN20110514_015614_00000563102_00261_48120_7149.N1	14-MAY-2011 01:56:14	Dark	56.000	18	24Alp PsA	1.1660	9700.0	112	48120	No
26	GOM_NL__2PRFIN20110514_020037_00000473102_00261_48120_7150.N1	14-MAY-2011 02:00:37	Dark	47.000	63	Bet Gru	2.1500	2800.0	94	48120	No
27	GOM_NL__2PRFIN20110514_020203_00000483102_00261_48120_7151.N1	14-MAY-2011 02:02:03	Dark	47.500	31	Alp Gru	1.7340	15200.	95	48120	No
28	GOM_NL__2PRFIN20110514_020737_00000413102_00262_48121_7138.N1	14-MAY-2011 02:07:37	Dark	41.000	45	Alp Pav	1.9400	26000.	82	48121	No
29	GOM_NL__2PRFIN20110514_021450_00000433102_00262_48121_7139.N1	14-MAY-2011 02:14:50	Straylight	43.000	141	Bet Ara	2.8400	4600.0	86	48121	No
30	GOM_NL__2PRFIN20110514_021720_00000553102_00262_48121_7140.N1	14-MAY-2011 02:17:20	Straylight	54.500	40	The Sco	1.8590	7100.0	109	48121	No
31	GOM_NL__2PRFIN20110514_021911_00000563102_00262_48121_7141.N1	14-MAY-2011 02:19:11	Straylight	55.500	25	35Lam Sco	1.6200	28000.	111	48121	No
32	GOM_NL__2PRFIN20110514_022135_00000533102_00262_48121_7142.N1	14-MAY-2011 02:21:35	Straylight	52.500	75	26Eps Sco	2.2910	4250.0	105	48121	No
33	GOM_NL__2PRFIN20110514_022443_00000663102_00262_48121_7143.N1	14-MAY-2011 02:24:43	Tw_and_stray	65.500	16	21Alp Sco	1.0200	3000.0	131	48121	No
34	GOM_NL__2PRFIN20110514_022628_00000603102_00262_48121_7144.N1	14-MAY-2011 02:26:28	Bright	59.500	80	7Del Sco	2.3160	30000.	119	48121	No
35	GOM_NL__2PRFIN20110514_022912_00000403102_00262_48121_7145.N1	14-MAY-2011 02:29:12	Bright	39.500	122	9Alp2Lib	2.7470	9700.0	79	48121	No
36	GOM_NL__2PRFIN20110514_023104_00000413102_00262_48121_7146.N1	14-MAY-2011 02:31:04	Bright	40.500	104	27Bet Lib	2.6140	13100.	81	48121	No
37	GOM_NL__2PRFIN20110514_023628_00000463102_00262_48121_7147.N1	14-MAY-2011 02:36:28	Bright	45.500	102	24Alp Ser	2.6000	4250.0	91	48121	No
38	GOM_NL__2PRFIN20110514_023930_00000383102_00262_48121_7148.N1	14-MAY-2011 02:39:30	Bright	38.000	3	16Alp Boo	-0.050000	4250.0	76	48121	No
39	GOM_NL__2PRFIN20110514_024201_00000423102_00262_48121_7149.N1	14-MAY-2011 02:42:01	Bright	42.000	83		2.3780	11000.	84	48121	No
40	GOM_NL__2PRFIN20110514_024508_00000403102_00262_48121_7150.N1	14-MAY-2011 02:45:08	Bright	40.000	180	27Gam Boo	3.0400	8000.0	80	48121	No
41	GOM_NL__2PRFIN20110514_025353_00000383102_00262_48121_7151.N1	14-MAY-2011 02:53:53	Bright	38.000	119	14Eta Dra	2.7270	4700.0	76	48121	No
42	GOM_NL__2PRFIN20110514_030445_00000463102_00262_48121_7152.N1	14-MAY-2011 03:04:45	Bright	45.500	89	5Alp Cep	2.4510	8000.0	91	48121	No

43	GOM_NL__2PRFIN20110514_030812_000000383102_00262_48121_7153.N1	14-MAY-2011 03:08:12	Bright	38.000	74	11Bet Cas	2.2680	6600.0	76	48121	No
44	GOM_NL__2PRFIN20110514_031821_000000663102_00262_48121_7154.N1	14-MAY-2011 03:18:21	Twilight	65.500	93	53Bet Peg	2.5200	3100.0	131	48121	No
45	GOM_NL__2PRFIN20110514_032125_000000433102_00262_48121_7155.N1	14-MAY-2011 03:21:25	Twilight	43.000	140	88Gam Peg	2.8340	26000.	86	48121	No
46	GOM_NL__2PRFIN20110514_032257_000000563102_00262_48121_7156.N1	14-MAY-2011 03:22:57	Dark	55.500	90	54Alp Peg	2.4870	11000.	111	48121	No
47	GOM_NL__2PRFIN20110514_033629_000000493102_00262_48121_7157.N1	14-MAY-2011 03:36:29	Dark	48.500	18	24Alp PsA	1.1660	9700.0	97	48121	No
48	GOM_NL__2PRFIN20110514_034052_000000533102_00262_48121_7158.N1	14-MAY-2011 03:40:52	Dark	52.500	63	Bet Gru	2.1500	2800.0	105	48121	No
49	GOM_NL__2PRFIN20110514_034218_000000533102_00262_48121_7159.N1	14-MAY-2011 03:42:18	Dark	53.000	31	Alp Gru	1.7340	15200.	106	48121	No
50	GOM_NL__2PRFIN20110514_034751_000000423102_00263_48122_7113.N1	14-MAY-2011 03:47:51	Dark	41.500	45	Alp Pav	1.9400	26000.	83	48122	No
51	GOM_NL__2PRFIN20110514_035505_000000473102_00263_48122_7114.N1	14-MAY-2011 03:55:05	Straylight	47.000	141	Bet Ara	2.8400	4600.0	94	48122	No
52	GOM_NL__2PRFIN20110514_035735_000000513102_00263_48122_7115.N1	14-MAY-2011 03:57:35	Straylight	50.500	40	The Sco	1.8590	7100.0	101	48122	No
53	GOM_NL__2PRFIN20110514_035926_000000543102_00263_48122_7116.N1	14-MAY-2011 03:59:26	Straylight	54.000	25	35Lam Sco	1.6200	28000.	108	48122	No
54	GOM_NL__2PRFIN20110514_040150_000000563102_00263_48122_7117.N1	14-MAY-2011 04:01:50	Straylight	56.000	75	26Eps Sco	2.2910	4250.0	112	48122	No
55	GOM_NL__2PRFIN20110514_040457_000000633102_00263_48122_7118.N1	14-MAY-2011 04:04:57	Twilight	62.500	16	21Alp Sco	1.0200	3000.0	125	48122	No
56	GOM_NL__2PRFIN20110514_040643_000000563102_00263_48122_7119.N1	14-MAY-2011 04:06:43	Bright	56.000	80	7Del Sco	2.3160	30000.	112	48122	No
57	GOM_NL__2PRFIN20110514_040926_000000393102_00263_48122_7120.N1	14-MAY-2011 04:09:26	Bright	38.500	122	9Alp2Lib	2.7470	9700.0	77	48122	No
58	GOM_NL__2PRFIN20110514_041118_000000403102_00263_48122_7121.N1	14-MAY-2011 04:11:18	Bright	39.500	104	27Bet Lib	2.6140	13100.	79	48122	No
59	GOM_NL__2PRFIN20110514_041642_000000463102_00263_48122_7122.N1	14-MAY-2011 04:16:42	Bright	46.000	102	24Alp Ser	2.6000	4250.0	92	48122	No
60	GOM_NL__2PRFIN20110514_041945_000000373102_00263_48122_7123.N1	14-MAY-2011 04:19:45	Bright	37.000	3	16Alp Boo	-0.050000	4250.0	74	48122	No
61	GOM_NL__2PRFIN20110514_042215_000000403102_00263_48122_7124.N1	14-MAY-2011 04:22:15	Bright	39.500	83		2.3780	11000.	79	48122	No
62	GOM_NL__2PRFIN20110514_042522_000000393102_00263_48122_7125.N1	14-MAY-2011 04:25:22	Bright	38.500	180	27Gam Boo	3.0400	8000.0	77	48122	No
63	GOM_NL__2PRFIN20110514_043406_000000403102_00263_48122_7126.N1	14-MAY-2011 04:34:06	Bright	40.000	119	14Eta Dra	2.7270	4700.0	80	48122	No
64	GOM_NL__2PRFIN20110514_044459_000000443102_00263_48122_7127.N1	14-MAY-2011 04:44:59	Bright	43.500	89	5Alp Cep	2.4510	8000.0	87	48122	No
65	GOM_NL__2PRFIN20110514_044826_000000553102_00263_48122_7128.N1	14-MAY-2011 04:48:26	Bright	55.000	74	11Bet Cas	2.2680	6600.0	110	48122	No
66	GOM_NL__2PRFIN20110514_045835_000000613102_00263_48122_7129.N1	14-MAY-2011 04:58:35	Twilight	61.000	93	53Bet Peg	2.5200	3100.0	122	48122	No
67	GOM_NL__2PRFIN20110514_050139_000000443102_00263_48122_7130.N1	14-MAY-2011 05:01:39	Twilight	43.500	140	88Gam Peg	2.8340	26000.	87	48122	No
68	GOM_NL__2PRFIN20110514_050312_000000543102_00263_48122_7131.N1	14-MAY-2011 05:03:12	Dark	54.000	90	54Alp Peg	2.4870	11000.	108	48122	No
69	GOM_NL__2PRFIN20110514_051644_000000493102_00263_48122_7132.N1	14-MAY-2011 05:16:44	Dark	48.500	18	24Alp PsA	1.1660	9700.0	97	48122	No
70	GOM_NL__2PRFIN20110514_052107_000000463102_00263_48122_7133.N1	14-MAY-2011 05:21:07	Dark	45.500	63	Bet Gru	2.1500	2800.0	91	48122	No
71	GOM_NL__2PRFIN20110514_052233_000000523102_00263_48122_7134.N1	14-MAY-2011 05:22:33	Dark	52.000	31	Alp Gru	1.7340	15200.	104	48122	No
72	GOM_NL__2PRFIN20110514_052806_000000433102_00264_48123_7157.N1	14-MAY-2011 05:28:06	Dark	42.500	45	Alp Pav	1.9400	26000.	85	48123	No
73	GOM_NL__2PRFIN20110514_053519_000000413102_00264_48123_7158.N1	14-MAY-2011 05:35:19	Straylight	41.000	141	Bet Ara	2.8400	4600.0	82	48123	No
74	GOM_NL__2PRFIN20110514_053749_000000523102_00264_48123_7159.N1	14-MAY-2011 05:37:49	Straylight	52.000	40	The Sco	1.8590	7100.0	104	48123	No
75	GOM_NL__2PRFIN20110514_053941_000000573102_00264_48123_7160.N1	14-MAY-2011 05:39:41	Straylight	56.500	25	35Lam Sco	1.6200	28000.	113	48123	No
76	GOM_NL__2PRFIN20110514_054204_000000553102_00264_48123_7161.N1	14-MAY-2011 05:42:04	Straylight	54.500	75	26Eps Sco	2.2910	4250.0	109	48123	No
77	GOM_NL__2PRFIN20110514_054512_000000593102_00264_48123_7162.N1	14-MAY-2011 05:45:12	Twilight	58.500	16	21Alp Sco	1.0200	3000.0	117	48123	No
78	GOM_NL__2PRFIN20110514_054657_000000533102_00264_48123_7163.N1	14-MAY-2011 05:46:57	Bright	52.500	80	7Del Sco	2.3160	30000.	105	48123	No
79	GOM_NL__2PRFIN20110514_054941_000000383102_00264_48123_7164.N1	14-MAY-2011 05:49:41	Bright	38.000	122	9Alp2Lib	2.7470	9700.0	76	48123	No
80	GOM_NL__2PRFIN20110514_055133_000000413102_00264_48123_7165.N1	14-MAY-2011 05:51:33	Bright	40.500	104	27Bet Lib	2.6140	13100.	81	48123	No
81	GOM_NL__2PRFIN20110514_055656_000000493102_00264_48123_7166.N1	14-MAY-2011 05:56:56	Bright	49.000	102	24Alp Ser	2.6000	4250.0	98	48123	No
82	GOM_NL__2PRFIN20110514_055959_000000373102_00264_48123_7167.N1	14-MAY-2011 05:59:59	Bright	36.500	3	16Alp Boo	-0.050000	4250.0	73	48123	No
83	GOM_NL__2PRFIN20110514_060229_000000423102_00264_48123_7168.N1	14-MAY-2011 06:02:29	Bright	41.500	83		2.3780	11000.	83	48123	No
84	GOM_NL__2PRFIN20110514_060536_000000373102_00264_48123_7169.N1	14-MAY-2011 06:05:36	Bright	36.500	180	27Gam Boo	3.0400	8000.0	73	48123	No
85	GOM_NL__2PRFIN20110514_061420_000000403102_00264_48123_7170.N1	14-MAY-2011 06:14:20	Bright	40.000	119	14Eta Dra	2.7270	4700.0	80	48123	No
86	GOM_NL__2PRFIN20110514_062513_000000463102_00264_48123_7171.N1	14-MAY-2011 06:25:13	Bright	45.500	89	5Alp Cep	2.4510	8000.0	91	48123	No
87	GOM_NL__2PRFIN20110514_062840_000000353102_00264_48123_7172.N1	14-MAY-2011 06:28:40	Bright	35.000	74	11Bet Cas	2.2680	6600.0	70	48123	No
88	GOM_NL__2PRFIN20110514_063850_000000613102_00264_48123_7173.N1	14-MAY-2011 06:38:50	Twilight	61.000	93	53Bet Peg	2.5200	3100.0	122	48123	No
89	GOM_NL__2PRFIN20110514_064154_000000423102_00264_48123_7174.N1	14-MAY-2011 06:41:54	Twilight	42.000	140	88Gam Peg	2.8340	26000.	84	48123	No
90	GOM_NL__2PRFIN20110514_064327_000000543102_00264_48123_7175.N1	14-MAY-2011 06:43:27	Dark	53.500	90	54Alp Peg	2.4870	11000.	107	48123	No
91	GOM_NL__2PRFIN20110514_065658_000000483102_00264_48123_7176.N1	14-MAY-2011 06:56:58	Dark	48.000	18	24Alp PsA	1.1660	9700.0	96	48123	No
92	GOM_NL__2PRFIN20110514_070121_000000573102_00264_48123_7177.N1	14-MAY-2011 07:01:21	Dark	57.000	63	Bet Gru	2.1500	2800.0	114	48123	No
93	GOM_NL__2PRFIN20110514_070248_000000433102_00264_48123_7178.N1	14-MAY-2011 07:02:48	Dark	43.000	31	Alp Gru	1.7340	15200.	86	48123	No
94	GOM_NL__2PRFIN20110514_070821_000000413102_00265_48124_7189.N1	14-MAY-2011 07:08:21	Dark	41.000	45	Alp Pav	1.9400	26000.	82	48124	No
95	GOM_NL__2PRFIN20110514_071534_000000453102_00265_48124_7190.N1	14-MAY-2011 07:15:34	Straylight	45.000	141	Bet Ara	2.8400	4600.0	90	48124	No
96	GOM_NL__2PRFIN20110514_071804_000000513102_00265_48124_7191.N1	14-MAY-2011 07:18:04	Straylight	51.000	40	The Sco	1.8590	7100.0	102	48124	No
97	GOM_NL__2PRFIN20110514_071955_000000523102_00265_48124_7192.N1	14-MAY-2011 07:19:55	Straylight	51.500	25	35Lam Sco	1.6200	28000.	103	48124	No
98	GOM_NL__2PRFIN20110514_072219_000000543102_00265_48124_7193.N1	14-MAY-2011 07:22:19	Straylight	53.500	75	26Eps Sco	2.2910	4250.0	107	48124	No
99	GOM_NL__2PRFIN20110514_072526_000000603102_00265_48124_7194.N1	14-MAY-2011 07:25:26	Twilight	59.500	16	21Alp Sco	1.0200	3000.0	119	48124	No
100	GOM_NL__2PRFIN20110514_072711_000000503102_00265_48124_7195.N1	14-MAY-2011 07:27:11	Bright	49.500	80	7Del Sco	2.3160	30000.	99	48124	No
101	GOM_NL__2PRFIN20110514_072954_000000393102_00265_48124_7196.N1	14-MAY-2011 07:29:54	Bright	38.500	122	9Alp2Lib	2.7470	9700.0	77	48124	No

102	GOM_NL__2PRFIN20110514_073147_000000403102_00265_48124_7197.N1	14-MAY-2011 07:31:47	Bright	40.000	104	27Bet Lib	2.6140	13100.	80	48124	No
103	GOM_NL__2PRFIN20110514_073710_000000453102_00265_48124_7198.N1	14-MAY-2011 07:37:10	Bright	45.000	102	24Alp Ser	2.6000	4250.0	90	48124	No
104	GOM_NL__2PRFIN20110514_074013_000000383102_00265_48124_7199.N1	14-MAY-2011 07:40:13	Bright	37.500	3	16Alp Boo	-0.050000	4250.0	75	48124	No
105	GOM_NL__2PRFIN20110514_074243_000000423102_00265_48124_7200.N1	14-MAY-2011 07:42:43	Bright	42.000	83		2.3780	11000.	84	48124	No
106	GOM_NL__2PRFIN20110514_074550_000000393102_00265_48124_7201.N1	14-MAY-2011 07:45:50	Bright	38.500	180	27Gam Boo	3.0400	8000.0	77	48124	No
107	GOM_NL__2PRFIN20110514_075433_000000403102_00265_48124_7202.N1	14-MAY-2011 07:54:33	Bright	40.000	119	14Eta Dra	2.7270	4700.0	80	48124	No
108	GOM_NL__2PRFIN20110514_080527_000000443102_00265_48124_7203.N1	14-MAY-2011 08:05:27	Bright	44.000	89	5Alp Cep	2.4510	8000.0	88	48124	No
109	GOM_NL__2PRFIN20110514_080854_000000393102_00265_48124_7204.N1	14-MAY-2011 08:08:54	Bright	38.500	74	11Bet Cas	2.2680	6600.0	77	48124	No
110	GOM_NL__2PRFIN20110514_081904_000000673102_00265_48124_7205.N1	14-MAY-2011 08:19:04	Twilight	67.000	93	53Bet Peg	2.5200	3100.0	134	48124	No
111	GOM_NL__2PRFIN20110514_082208_000000443102_00265_48124_7206.N1	14-MAY-2011 08:22:08	Twilight	43.500	140	88Gam Peg	2.8340	26000.	87	48124	No
112	GOM_NL__2PRFIN20110514_082341_000000533102_00265_48124_7207.N1	14-MAY-2011 08:23:41	Dark	53.000	90	54Alp Peg	2.4870	11000.	106	48124	No
113	GOM_NL__2PRFIN20110514_083713_000000503102_00265_48124_7208.N1	14-MAY-2011 08:37:13	Dark	49.500	18	24Alp PsA	1.1660	9700.0	99	48124	No
114	GOM_NL__2PRFIN20110514_084136_000000473102_00265_48124_7209.N1	14-MAY-2011 08:41:36	Dark	46.500	63	Bet Gru	2.1500	2800.0	93	48124	No
115	GOM_NL__2PRFIN20110514_084302_000000483102_00265_48124_7210.N1	14-MAY-2011 08:43:02	Dark	47.500	31	Alp Gru	1.7340	15200.	95	48124	No
116	GOM_NL__2PRFIN20110514_084836_000000433102_00266_48125_7216.N1	14-MAY-2011 08:48:36	Dark	42.500	45	Alp Pav	1.9400	26000.	85	48125	No
117	GOM_NL__2PRFIN20110514_085549_000000433102_00266_48125_7217.N1	14-MAY-2011 08:55:49	Straylight	42.500	141	Bet Ara	2.8400	4600.0	85	48125	No
118	GOM_NL__2PRFIN20110514_085819_000000493102_00266_48125_7218.N1	14-MAY-2011 08:58:19	Straylight	48.500	40	The Sco	1.8590	7100.0	97	48125	No
119	GOM_NL__2PRFIN20110514_090010_000000523102_00266_48125_7219.N1	14-MAY-2011 09:00:10	Straylight	52.000	25	35Lam Sco	1.6200	28000.	104	48125	No
120	GOM_NL__2PRFIN20110514_090233_000000513102_00266_48125_7220.N1	14-MAY-2011 09:02:33	Straylight	50.500	75	26Eps Sco	2.2910	4250.0	101	48125	No
121	GOM_NL__2PRFIN20110514_090540_000000643102_00266_48125_7221.N1	14-MAY-2011 09:05:40	Twilight	64.000	16	21Alp Sco	1.0200	3000.0	128	48125	No
122	GOM_NL__2PRFIN20110514_090726_000000533102_00266_48125_7222.N1	14-MAY-2011 09:07:26	Bright	52.500	80	7Del Sco	2.3160	30000.	105	48125	No
123	GOM_NL__2PRFIN20110514_091009_000000393102_00266_48125_7223.N1	14-MAY-2011 09:10:09	Bright	38.500	122	9Alp2Lib	2.7470	9700.0	77	48125	No
124	GOM_NL__2PRFIN20110514_091201_000000403102_00266_48125_7224.N1	14-MAY-2011 09:12:01	Bright	40.000	104	27Bet Lib	2.6140	13100.	80	48125	No
125	GOM_NL__2PRFIN20110514_091723_000000453102_00266_48125_7225.N1	14-MAY-2011 09:17:23	Bright	45.000	102	24Alp Ser	2.6000	4250.0	90	48125	No
126	GOM_NL__2PRFIN20110514_092027_000000413102_00266_48125_7226.N1	14-MAY-2011 09:20:27	Bright	40.500	3	16Alp Boo	-0.050000	4250.0	81	48125	No
127	GOM_NL__2PRFIN20110514_092257_000000393102_00266_48125_7227.N1	14-MAY-2011 09:22:57	Bright	39.000	83		2.3780	11000.	78	48125	No
128	GOM_NL__2PRFIN20110514_092604_000000383102_00266_48125_7228.N1	14-MAY-2011 09:26:04	Bright	37.500	180	27Gam Boo	3.0400	8000.0	75	48125	No
129	GOM_NL__2PRFIN20110514_093447_000000413102_00266_48125_7229.N1	14-MAY-2011 09:34:47	Bright	41.000	119	14Eta Dra	2.7270	4700.0	82	48125	No
130	GOM_NL__2PRFIN20110514_094540_000000443102_00266_48125_7230.N1	14-MAY-2011 09:45:40	Bright	44.000	89	5Alp Cep	2.4510	8000.0	88	48125	No
131	GOM_NL__2PRFIN20110514_094908_000000363102_00266_48125_7231.N1	14-MAY-2011 09:49:08	Bright	35.500	74	11Bet Cas	2.2680	6600.0	71	48125	No
132	GOM_NL__2PRFIN20110514_095918_000000563102_00266_48125_7232.N1	14-MAY-2011 09:59:18	Twilight	56.000	93	53Bet Peg	2.5200	3100.0	112	48125	No
133	GOM_NL__2PRFIN20110514_100222_000000413102_00266_48125_7233.N1	14-MAY-2011 10:02:22	Twilight	41.000	140	88Gam Peg	2.8340	26000.	82	48125	No
134	GOM_NL__2PRFIN20110514_100356_000000563102_00266_48125_7234.N1	14-MAY-2011 10:03:56	Dark	56.000	90	54Alp Peg	2.4870	11000.	112	48125	No
135	GOM_NL__2PRFIN20110514_101728_000000463102_00266_48125_7235.N1	14-MAY-2011 10:17:28	Dark	45.500	18	24Alp PsA	1.1660	9700.0	91	48125	No
136	GOM_NL__2PRFIN20110514_102150_000000533102_00266_48125_7236.N1	14-MAY-2011 10:21:50	Dark	52.500	63	Bet Gru	2.1500	2800.0	105	48125	No
137	GOM_NL__2PRFIN20110514_102317_000000443102_00266_48125_7237.N1	14-MAY-2011 10:23:17	Dark	43.500	31	Alp Gru	1.7340	15200.	87	48125	No
138	GOM_NL__2PRFIN20110514_102850_000000423102_00267_48126_7224.N1	14-MAY-2011 10:28:50	Dark	41.500	45	Alp Pav	1.9400	26000.	83	48126	No
139	GOM_NL__2PRFIN20110514_103603_000000453102_00267_48126_7225.N1	14-MAY-2011 10:36:03	Straylight	44.500	141	Bet Ara	2.8400	4600.0	89	48126	No
140	GOM_NL__2PRFIN20110514_103833_000000513102_00267_48126_7226.N1	14-MAY-2011 10:38:33	Straylight	50.500	40	The Sco	1.8590	7100.0	101	48126	No
141	GOM_NL__2PRFIN20110514_104025_000000543102_00267_48126_7227.N1	14-MAY-2011 10:40:25	Straylight	53.500	25	35Lam Sco	1.6200	28000.	107	48126	No
142	GOM_NL__2PRFIN20110514_104248_000000533102_00267_48126_7228.N1	14-MAY-2011 10:42:48	Straylight	52.500	75	26Eps Sco	2.2910	4250.0	105	48126	No
143	GOM_NL__2PRFIN20110514_104555_000000583102_00267_48126_7229.N1	14-MAY-2011 10:45:55	Twilight	58.000	16	21Alp Sco	1.0200	3000.0	116	48126	No
144	GOM_NL__2PRFIN20110514_104740_000000563102_00267_48126_7230.N1	14-MAY-2011 10:47:40	Bright	56.000	80	7Del Sco	2.3160	30000.	112	48126	No
145	GOM_NL__2PRFIN20110514_105023_000000383102_00267_48126_7231.N1	14-MAY-2011 10:50:23	Bright	38.000	122	9Alp2Lib	2.7470	9700.0	76	48126	No
146	GOM_NL__2PRFIN20110514_105215_000000403102_00267_48126_7232.N1	14-MAY-2011 10:52:15	Bright	40.000	104	27Bet Lib	2.6140	13100.	80	48126	No
147	GOM_NL__2PRFIN20110514_105737_000000453102_00267_48126_7233.N1	14-MAY-2011 10:57:37	Bright	44.500	102	24Alp Ser	2.6000	4250.0	89	48126	No
148	GOM_NL__2PRFIN20110514_110040_000000383102_00267_48126_7234.N1	14-MAY-2011 11:00:40	Bright	37.500	3	16Alp Boo	-0.050000	4250.0	75	48126	No
149	GOM_NL__2PRFIN20110514_110310_000000413102_00267_48126_7235.N1	14-MAY-2011 11:03:10	Bright	41.000	83		2.3780	11000.	82	48126	No
150	GOM_NL__2PRFIN20110514_110618_000000383102_00267_48126_7236.N1	14-MAY-2011 11:06:18	Bright	37.500	180	27Gam Boo	3.0400	8000.0	75	48126	No
151	GOM_NL__2PRFIN20110514_111500_000000433102_00267_48126_7237.N1	14-MAY-2011 11:15:00	Bright	42.500	119	14Eta Dra	2.7270	4700.0	85	48126	No
152	GOM_NL__2PRFIN20110514_111627_000000393102_00267_48126_7238.N1	14-MAY-2011 11:16:27	Bright	39.000	60	7Bet UMi	2.0810	3950.0	78	48126	No
153	GOM_NL__2PRFIN20110514_112553_000000453102_00267_48126_7239.N1	14-MAY-2011 11:25:53	Bright	45.000	89	5Alp Cep	2.4510	8000.0	90	48126	No
154	GOM_NL__2PRFIN20110514_112922_000000453102_00267_48126_7240.N1	14-MAY-2011 11:29:22	Bright	44.500	74	11Bet Cas	2.2680	6600.0	89	48126	No
155	GOM_NL__2PRFIN20110514_113932_000000593102_00267_48126_7241.N1	14-MAY-2011 11:39:32	Twilight	58.500	93	53Bet Peg	2.5200	3100.0	117	48126	No
156	GOM_NL__2PRFIN20110514_114236_000000443102_00267_48126_7242.N1	14-MAY-2011 11:42:36	Twilight	43.500	140	88Gam Peg	2.8340	26000.	87	48126	No
157	GOM_NL__2PRFIN20110514_114410_000000553102_00267_48126_7243.N1	14-MAY-2011 11:44:10	Dark	54.500	90	54Alp Peg	2.4870	11000.	109	48126	No
158	GOM_NL__2PRFIN20110514_115742_000000493102_00267_48126_7244.N1	14-MAY-2011 11:57:42	Dark	48.500	18	24Alp PsA	1.1660	9700.0	97	48126	No
159	GOM_NL__2PRFIN20110514_120205_000000573102_00267_48126_7245.N1	14-MAY-2011 12:02:05	Dark	57.000	63	Bet Gru	2.1500	2800.0	114	48126	No
160	GOM_NL__2PRFIN20110514_120332_000000423102_00267_48126_7246.N1	14-MAY-2011 12:03:32	Dark	41.500	31	Alp Gru	1.7340	15200.	83	48126	No

161	GOM_NL__2PRFIN20110514_120905_000000413102_00268_48127_7234.N1	14-MAY-2011 12:09:05	Dark	41.000	45	Alp Pav	1.9400	26000.	82	48127	No
162	GOM_NL__2PRFIN20110514_121617_000000473102_00268_48127_7235.N1	14-MAY-2011 12:16:17	Straylight	47.000	141	Bet Ara	2.8400	4600.0	94	48127	No
163	GOM_NL__2PRFIN20110514_121848_000000563102_00268_48127_7236.N1	14-MAY-2011 12:18:48	Straylight	55.500	40	The Sco	1.8590	7100.0	111	48127	No
164	GOM_NL__2PRFIN20110514_122039_000000533102_00268_48127_7237.N1	14-MAY-2011 12:20:39	Straylight	53.000	25	35Lam Sco	1.6200	28000.	106	48127	No
165	GOM_NL__2PRFIN20110514_122302_000000543102_00268_48127_7238.N1	14-MAY-2011 12:23:02	Straylight	54.000	75	26Eps Sco	2.2910	4250.0	108	48127	No
166	GOM_NL__2PRFIN20110514_122609_000000613102_00268_48127_7239.N1	14-MAY-2011 12:26:09	Tw_i_and_stray	61.000	16	21Alp Sco	1.0200	3000.0	122	48127	No
167	GOM_NL__2PRFIN20110514_122754_000000583102_00268_48127_7240.N1	14-MAY-2011 12:27:54	Bright	57.500	80	7Del Sco	2.3160	30000.	115	48127	No
168	GOM_NL__2PRFIN20110514_123037_000000383102_00268_48127_7241.N1	14-MAY-2011 12:30:37	Bright	38.000	122	9Alp2Lib	2.7470	9700.0	76	48127	No
169	GOM_NL__2PRFIN20110514_123228_000000393102_00268_48127_7242.N1	14-MAY-2011 12:32:28	Bright	38.500	104	27Bet Lib	2.6140	13100.	77	48127	No
170	GOM_NL__2PRFIN20110514_123751_000000453102_00268_48127_7243.N1	14-MAY-2011 12:37:51	Bright	45.000	102	24Alp Ser	2.6000	4250.0	90	48127	No
171	GOM_NL__2PRFIN20110514_124055_000000363102_00268_48127_7244.N1	14-MAY-2011 12:40:55	Bright	36.000	3	16Alp Boo	-0.050000	4250.0	72	48127	No
172	GOM_NL__2PRFIN20110514_124324_000000393102_00268_48127_7245.N1	14-MAY-2011 12:43:24	Bright	38.500	83		2.3780	11000.	77	48127	No
173	GOM_NL__2PRFIN20110514_124632_000000363102_00268_48127_7246.N1	14-MAY-2011 12:46:32	Bright	36.000	180	27Gam Boo	3.0400	8000.0	72	48127	No
174	GOM_NL__2PRFIN20110514_125514_000000613102_00268_48127_7247.N1	14-MAY-2011 12:55:14	Bright	61.000	119	14Eta Dra	2.7270	4700.0	122	48127	No
175	GOM_NL__2PRFIN20110514_125641_000000393102_00268_48127_7248.N1	14-MAY-2011 12:56:41	Bright	39.000	60	7Bet UMi	2.0810	3950.0	78	48127	No
176	GOM_NL__2PRFIN20110514_130607_000000453102_00268_48127_7249.N1	14-MAY-2011 13:06:07	Bright	45.000	89	5Alp Cep	2.4510	8000.0	90	48127	No
177	GOM_NL__2PRFIN20110514_130936_000000553102_00268_48127_7250.N1	14-MAY-2011 13:09:36	Bright	55.000	74	11Bet Cas	2.2680	6600.0	110	48127	No
178	GOM_NL__2PRFIN20110514_131946_000000653102_00268_48127_7251.N1	14-MAY-2011 13:19:46	Tw_i_and_stray	65.000	93	53Bet Peg	2.5200	3100.0	130	48127	No
179	GOM_NL__2PRFIN20110514_132251_000000423102_00268_48127_7252.N1	14-MAY-2011 13:22:51	Twilight	42.000	140	88Gam Peg	2.8340	26000.	84	48127	No
180	GOM_NL__2PRFIN20110514_132424_000000543102_00268_48127_7253.N1	14-MAY-2011 13:24:24	Dark	53.500	90	54Alp Peg	2.4870	11000.	107	48127	No
181	GOM_NL__2PRFIN20110514_133757_000000493102_00268_48127_7254.N1	14-MAY-2011 13:37:57	Dark	49.000	18	24Alp PsA	1.1660	9700.0	98	48127	No
182	GOM_NL__2PRFIN20110514_134220_000000493102_00268_48127_7255.N1	14-MAY-2011 13:42:20	Dark	49.000	63	Bet Gru	2.1500	2800.0	98	48127	No
183	GOM_NL__2PRFIN20110514_134346_000000433102_00268_48127_7256.N1	14-MAY-2011 13:43:46	Dark	42.500	31	Alp Gru	1.7340	15200.	85	48127	No
184	GOM_NL__2PRFIN20110514_134920_000000423102_00269_48128_7252.N1	14-MAY-2011 13:49:20	Dark	41.500	45	Alp Pav	1.9400	26000.	83	48128	No
185	GOM_NL__2PRFIN20110514_135632_000000413102_00269_48128_7253.N1	14-MAY-2011 13:56:32	Straylight	40.500	141	Bet Ara	2.8400	4600.0	81	48128	No
186	GOM_NL__2PRFIN20110514_135903_000000553102_00269_48128_7254.N1	14-MAY-2011 13:59:03	Straylight	55.000	40	The Sco	1.8590	7100.0	110	48128	No
187	GOM_NL__2PRFIN20110514_140054_000000563102_00269_48128_7255.N1	14-MAY-2011 14:00:54	Straylight	55.500	25	35Lam Sco	1.6200	28000.	111	48128	No
188	GOM_NL__2PRFIN20110514_140317_000000533102_00269_48128_7256.N1	14-MAY-2011 14:03:17	Straylight	52.500	75	26Eps Sco	2.2910	4250.0	105	48128	No
189	GOM_NL__2PRFIN20110514_140623_000000593102_00269_48128_7257.N1	14-MAY-2011 14:06:23	Tw_i_and_stray	59.000	16	21Alp Sco	1.0200	3000.0	118	48128	No
190	GOM_NL__2PRFIN20110514_140808_000000533102_00269_48128_7258.N1	14-MAY-2011 14:08:08	Bright	53.000	80	7Del Sco	2.3160	30000.	106	48128	No
191	GOM_NL__2PRFIN20110514_141051_000000383102_00269_48128_7259.N1	14-MAY-2011 14:10:51	Bright	38.000	122	9Alp2Lib	2.7470	9700.0	76	48128	No
192	GOM_NL__2PRFIN20110514_141243_000000393102_00269_48128_7260.N1	14-MAY-2011 14:12:43	Bright	38.500	104	27Bet Lib	2.6140	13100.	77	48128	No
193	GOM_NL__2PRFIN20110514_141804_000000453102_00269_48128_7261.N1	14-MAY-2011 14:18:04	Bright	44.500	102	24Alp Ser	2.6000	4250.0	89	48128	No
194	GOM_NL__2PRFIN20110514_142108_000000373102_00269_48128_7262.N1	14-MAY-2011 14:21:08	Bright	36.500	3	16Alp Boo	-0.050000	4250.0	73	48128	No
195	GOM_NL__2PRFIN20110514_142338_000000393102_00269_48128_7263.N1	14-MAY-2011 14:23:38	Bright	38.500	83		2.3780	11000.	77	48128	No
196	GOM_NL__2PRFIN20110514_142645_000000553102_00269_48128_7264.N1	14-MAY-2011 14:26:45	Bright	55.000	180	27Gam Boo	3.0400	8000.0	110	48128	No
197	GOM_NL__2PRFIN20110514_143527_000000423102_00269_48128_7265.N1	14-MAY-2011 14:35:27	Bright	42.000	119	14Eta Dra	2.7270	4700.0	84	48128	No
198	GOM_NL__2PRFIN20110514_143655_000000353102_00269_48128_7266.N1	14-MAY-2011 14:36:55	Bright	34.500	60	7Bet UMi	2.0810	3950.0	69	48128	No
199	GOM_NL__2PRFIN20110514_144621_000000493102_00269_48128_7267.N1	14-MAY-2011 14:46:21	Bright	49.000	89	5Alp Cep	2.4510	8000.0	98	48128	No
200	GOM_NL__2PRFIN20110514_144950_000000353102_00269_48128_7268.N1	14-MAY-2011 14:49:50	Bright	35.000	74	11Bet Cas	2.2680	6600.0	70	48128	No
201	GOM_NL__2PRFIN20110514_150001_000000613102_00269_48128_7269.N1	14-MAY-2011 15:00:01	Tw_i_and_stray	60.500	93	53Bet Peg	2.5200	3100.0	121	48128	No
202	GOM_NL__2PRFIN20110514_150305_000000433102_00269_48128_7270.N1	14-MAY-2011 15:03:05	Twilight	43.000	140	88Gam Peg	2.8340	26000.	86	48128	No
203	GOM_NL__2PRFIN20110514_150439_000000543102_00269_48128_7271.N1	14-MAY-2011 15:04:39	Dark	54.000	90	54Alp Peg	2.4870	11000.	108	48128	No
204	GOM_NL__2PRFIN20110514_151812_000000493102_00269_48128_7272.N1	14-MAY-2011 15:18:12	Dark	49.000	18	24Alp PsA	1.1660	9700.0	98	48128	No
205	GOM_NL__2PRFIN20110514_152234_000000533102_00269_48128_7273.N1	14-MAY-2011 15:22:34	Dark	52.500	63	Bet Gru	2.1500	2800.0	105	48128	No
206	GOM_NL__2PRFIN20110514_152401_000000483102_00269_48128_7274.N1	14-MAY-2011 15:24:01	Dark	47.500	31	Alp Gru	1.7340	15200.	95	48128	No
207	GOM_NL__2PRFIN20110514_152934_000000433102_00270_48129_7266.N1	14-MAY-2011 15:29:34	Dark	42.500	45	Alp Pav	1.9400	26000.	85	48129	No
208	GOM_NL__2PRFIN20110514_153646_000000493102_00270_48129_7267.N1	14-MAY-2011 15:36:46	Straylight	48.500	141	Bet Ara	2.8400	4600.0	97	48129	No
209	GOM_NL__2PRFIN20110514_153917_000000543102_00270_48129_7268.N1	14-MAY-2011 15:39:17	Straylight	53.500	40	The Sco	1.8590	7100.0	107	48129	No
210	GOM_NL__2PRFIN20110514_154109_000000573102_00270_48129_7269.N1	14-MAY-2011 15:41:09	Straylight	56.500	25	35Lam Sco	1.6200	28000.	113	48129	No
211	GOM_NL__2PRFIN20110514_154331_000000553102_00270_48129_7270.N1	14-MAY-2011 15:43:31	Straylight	54.500	75	26Eps Sco	2.2910	4250.0	109	48129	No
212	GOM_NL__2PRFIN20110514_154638_000000653102_00270_48129_7271.N1	14-MAY-2011 15:46:38	Tw_i_and_stray	64.500	16	21Alp Sco	1.0200	3000.0	129	48129	No
213	GOM_NL__2PRFIN20110514_154822_000000563102_00270_48129_7272.N1	14-MAY-2011 15:48:22	Bright	56.000	80	7Del Sco	2.3160	30000.	112	48129	No
214	GOM_NL__2PRFIN20110514_155105_000000393102_00270_48129_7273.N1	14-MAY-2011 15:51:05	Bright	39.000	122	9Alp2Lib	2.7470	9700.0	78	48129	No
215	GOM_NL__2PRFIN20110514_155257_000000423102_00270_48129_7274.N1	14-MAY-2011 15:52:57	Bright	41.500	104	27Bet Lib	2.6140	13100.	83	48129	No
216	GOM_NL__2PRFIN20110514_155818_000000453102_00270_48129_7275.N1	14-MAY-2011 15:58:18	Bright	44.500	102	24Alp Ser	2.6000	4250.0	89	48129	No
217	GOM_NL__2PRFIN20110514_160122_000000373102_00270_48129_7276.N1	14-MAY-2011 16:01:22	Bright	36.500	3	16Alp Boo	-0.050000	4250.0	73	48129	No
218	GOM_NL__2PRFIN20110514_160352_000000383102_00270_48129_7277.N1	14-MAY-2011 16:03:52	Bright	38.000	83		2.3780	11000.	76	48129	No
219	GOM_NL__2PRFIN20110514_160659_000000393102_00270_48129_7278.N1	14-MAY-2011 16:06:59	Bright	39.000	180	27Gam Boo	3.0400	8000.0	78	48129	No

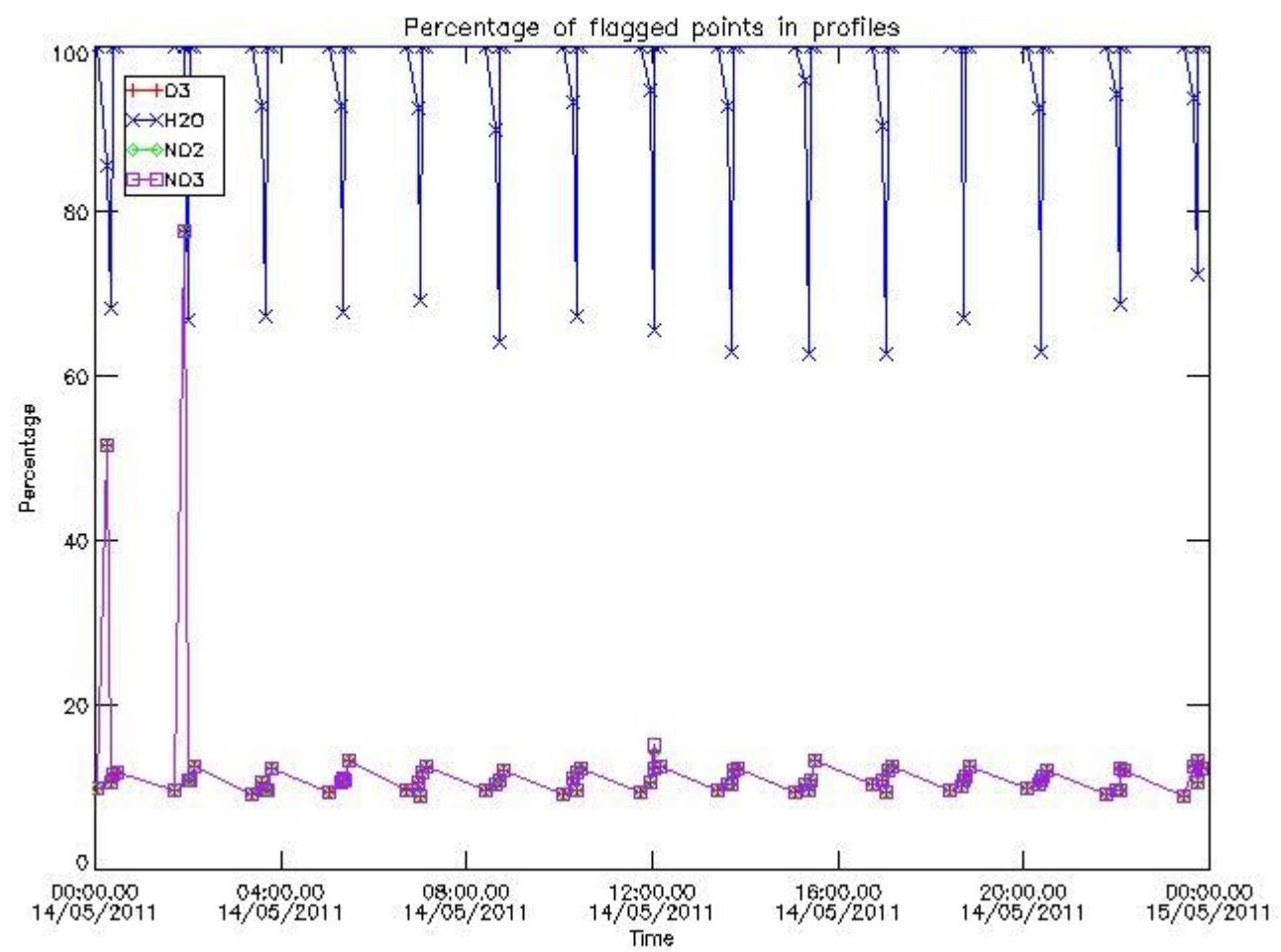
220	GOM_NL__2PRFIN20110514_161541_000000423102_00270_48129_7279.N1	14-MAY-2011 16:15:41	Bright	42.000	119	14Eta Dra	2.7270	4700.0	84	48129	No
221	GOM_NL__2PRFIN20110514_161709_000000403102_00270_48129_7280.N1	14-MAY-2011 16:17:09	Bright	40.000	60	7Bet UMi	2.0810	3950.0	80	48129	No
222	GOM_NL__2PRFIN20110514_162634_000000443102_00270_48129_7281.N1	14-MAY-2011 16:26:34	Bright	43.500	89	5Alp Cep	2.4510	8000.0	87	48129	No
223	GOM_NL__2PRFIN20110514_163004_000000433102_00270_48129_7282.N1	14-MAY-2011 16:30:04	Bright	43.000	74	11Bet Cas	2.2680	6600.0	86	48129	No
224	GOM_NL__2PRFIN20110514_164015_000000623102_00270_48129_7283.N1	14-MAY-2011 16:40:15	Twilight	61.500	93	53Bet Peg	2.5200	3100.0	123	48129	No
225	GOM_NL__2PRFIN20110514_164319_000000433102_00270_48129_7284.N1	14-MAY-2011 16:43:19	Twilight	42.500	140	88Gam Peg	2.8340	26000.	85	48129	No
226	GOM_NL__2PRFIN20110514_164453_000000493102_00270_48129_7285.N1	14-MAY-2011 16:44:53	Dark	49.000	90	54Alp Peg	2.4870	11000.	98	48129	No
227	GOM_NL__2PRFIN20110514_165827_000000473102_00270_48129_7286.N1	14-MAY-2011 16:58:27	Dark	47.000	18	24Alp PsA	1.1660	9700.0	94	48129	No
228	GOM_NL__2PRFIN20110514_170249_000000543102_00270_48129_7287.N1	14-MAY-2011 17:02:49	Dark	54.000	63	Bet Gru	2.1500	2800.0	108	48129	No
229	GOM_NL__2PRFIN20110514_170416_000000433102_00270_48129_7288.N1	14-MAY-2011 17:04:16	Dark	42.500	31	Alp Gru	1.7340	15200.	85	48129	No
230	GOM_NL__2PRFIN20110514_170949_000000453102_00271_48130_7411.N1	14-MAY-2011 17:09:49	Dark	44.500	45	Alp Pav	1.9400	26000.	89	48130	No
231	GOM_NL__2PRFIN20110514_171701_000000483102_00271_48130_7412.N1	14-MAY-2011 17:17:01	Straylight	48.000	141	Bet Ara	2.8400	4600.0	96	48130	No
232	GOM_NL__2PRFIN20110514_171932_000000533102_00271_48130_7413.N1	14-MAY-2011 17:19:32	Straylight	52.500	40	The Sco	1.8590	7100.0	105	48130	No
233	GOM_NL__2PRFIN20110514_172124_000000533102_00271_48130_7414.N1	14-MAY-2011 17:21:24	Straylight	53.000	25	35Lam Sco	1.6200	28000.	106	48130	No
234	GOM_NL__2PRFIN20110514_172346_000000533102_00271_48130_7415.N1	14-MAY-2011 17:23:46	Straylight	52.500	75	26Eps Sco	2.2910	4250.0	105	48130	No
235	GOM_NL__2PRFIN20110514_172652_000000643102_00271_48130_7416.N1	14-MAY-2011 17:26:52	Twilight	63.500	16	21Alp Sco	1.0200	3000.0	127	48130	No
236	GOM_NL__2PRFIN20110514_172837_000000583102_00271_48130_7417.N1	14-MAY-2011 17:28:37	Bright	58.000	80	7Del Sco	2.3160	30000.	116	48130	No
237	GOM_NL__2PRFIN20110514_173119_000000383102_00271_48130_7418.N1	14-MAY-2011 17:31:19	Bright	37.500	122	9Alp2Lib	2.7470	9700.0	75	48130	No
238	GOM_NL__2PRFIN20110514_173311_000000413102_00271_48130_7419.N1	14-MAY-2011 17:33:11	Bright	41.000	104	27Bet Lib	2.6140	13100.	82	48130	No
239	GOM_NL__2PRFIN20110514_173832_000000453102_00271_48130_7420.N1	14-MAY-2011 17:38:32	Bright	45.000	102	24Alp Ser	2.6000	4250.0	90	48130	No
240	GOM_NL__2PRFIN20110514_174136_000000363102_00271_48130_7421.N1	14-MAY-2011 17:41:36	Bright	36.000	3	16Alp Boo	-0.050000	4250.0	72	48130	No
241	GOM_NL__2PRFIN20110514_174406_000000393102_00271_48130_7422.N1	14-MAY-2011 17:44:06	Bright	38.500	83		2.3780	11000.	77	48130	No
242	GOM_NL__2PRFIN20110514_174713_000000383102_00271_48130_7423.N1	14-MAY-2011 17:47:13	Bright	37.500	180	27Gam Boo	3.0400	8000.0	75	48130	No
243	GOM_NL__2PRFIN20110514_175554_000000523102_00271_48130_7424.N1	14-MAY-2011 17:55:54	Bright	51.500	119	14Eta Dra	2.7270	4700.0	103	48130	No
244	GOM_NL__2PRFIN20110514_175722_000000383102_00271_48130_7425.N1	14-MAY-2011 17:57:22	Bright	38.000	60	7Bet UMi	2.0810	3950.0	76	48130	No
245	GOM_NL__2PRFIN20110514_180648_000000453102_00271_48130_7426.N1	14-MAY-2011 18:06:48	Bright	45.000	89	5Alp Cep	2.4510	8000.0	90	48130	No
246	GOM_NL__2PRFIN20110514_181018_000000453102_00271_48130_7427.N1	14-MAY-2011 18:10:18	Bright	45.000	74	11Bet Cas	2.2680	6600.0	90	48130	No
247	GOM_NL__2PRFIN20110514_182029_000000593102_00271_48130_7428.N1	14-MAY-2011 18:20:29	Twilight	58.500	93	53Bet Peg	2.5200	3100.0	117	48130	No
248	GOM_NL__2PRFIN20110514_182334_000000423102_00271_48130_7429.N1	14-MAY-2011 18:23:34	Twilight	41.500	140	88Gam Peg	2.8340	26000.	83	48130	No
249	GOM_NL__2PRFIN20110514_182508_000000533102_00271_48130_7430.N1	14-MAY-2011 18:25:08	Dark	52.500	90	54Alp Peg	2.4870	11000.	105	48130	No
250	GOM_NL__2PRFIN20110514_183842_000000513102_00271_48130_7431.N1	14-MAY-2011 18:38:42	Dark	50.500	18	24Alp PsA	1.1660	9700.0	101	48130	No
251	GOM_NL__2PRFIN20110514_184304_000000483102_00271_48130_7432.N1	14-MAY-2011 18:43:04	Dark	47.500	63	Bet Gru	2.1500	2800.0	95	48130	No
252	GOM_NL__2PRFIN20110514_184431_000000453102_00271_48130_7433.N1	14-MAY-2011 18:44:31	Dark	45.000	31	Alp Gru	1.7340	15200.	90	48130	No
253	GOM_NL__2PRFIN20110514_185004_000000413102_00272_48131_7453.N1	14-MAY-2011 18:50:04	Dark	41.000	45	Alp Pav	1.9400	26000.	82	48131	No
254	GOM_NL__2PRFIN20110514_185716_000000503102_00272_48131_7454.N1	14-MAY-2011 18:57:16	Straylight	49.500	141	Bet Ara	2.8400	4600.0	99	48131	No
255	GOM_NL__2PRFIN20110514_185947_000000543102_00272_48131_7455.N1	14-MAY-2011 18:59:47	Straylight	54.000	40	The Sco	1.8590	7100.0	108	48131	No
256	GOM_NL__2PRFIN20110514_190138_000000523102_00272_48131_7456.N1	14-MAY-2011 19:01:38	Straylight	52.000	25	35Lam Sco	1.6200	28000.	104	48131	No
257	GOM_NL__2PRFIN20110514_190400_000000533102_00272_48131_7457.N1	14-MAY-2011 19:04:00	Straylight	53.000	75	26Eps Sco	2.2910	4250.0	106	48131	No
258	GOM_NL__2PRFIN20110514_190706_000000643102_00272_48131_7458.N1	14-MAY-2011 19:07:06	Twilight	63.500	16	21Alp Sco	1.0200	3000.0	127	48131	No
259	GOM_NL__2PRFIN20110514_190851_000000523102_00272_48131_7459.N1	14-MAY-2011 19:08:51	Bright	51.500	80	7Del Sco	2.3160	30000.	103	48131	No
260	GOM_NL__2PRFIN20110514_191133_000000393102_00272_48131_7460.N1	14-MAY-2011 19:11:33	Bright	38.500	122	9Alp2Lib	2.7470	9700.0	77	48131	No
261	GOM_NL__2PRFIN20110514_191325_000000403102_00272_48131_7461.N1	14-MAY-2011 19:13:25	Bright	39.500	104	27Bet Lib	2.6140	13100.	79	48131	No
262	GOM_NL__2PRFIN20110514_191845_000000453102_00272_48131_7462.N1	14-MAY-2011 19:18:45	Bright	44.500	102	24Alp Ser	2.6000	4250.0	89	48131	No
263	GOM_NL__2PRFIN20110514_192150_000000373102_00272_48131_7463.N1	14-MAY-2011 19:21:50	Bright	36.500	3	16Alp Boo	-0.050000	4250.0	73	48131	No
264	GOM_NL__2PRFIN20110514_192419_000000413102_00272_48131_7464.N1	14-MAY-2011 19:24:19	Bright	40.500	83		2.3780	11000.	81	48131	No
265	GOM_NL__2PRFIN20110514_192727_000000273102_00272_48131_7465.N1	14-MAY-2011 19:27:27	Twilight	27.000	180	27Gam Boo	3.0400	8000.0	54	48131	No
266	GOM_NL__2PRFIN20110514_193608_000000433102_00272_48131_7466.N1	14-MAY-2011 19:36:08	Bright	43.000	119	14Eta Dra	2.7270	4700.0	86	48131	No
267	GOM_NL__2PRFIN20110514_193737_000000403102_00272_48131_7467.N1	14-MAY-2011 19:37:37	Bright	39.500	60	7Bet UMi	2.0810	3950.0	79	48131	No
268	GOM_NL__2PRFIN20110514_194701_000000453102_00272_48131_7468.N1	14-MAY-2011 19:47:01	Bright	44.500	89	5Alp Cep	2.4510	8000.0	89	48131	No
269	GOM_NL__2PRFIN20110514_195032_000000363102_00272_48131_7469.N1	14-MAY-2011 19:50:32	Bright	36.000	74	11Bet Cas	2.2680	6600.0	72	48131	No
270	GOM_NL__2PRFIN20110514_200043_000000593102_00272_48131_7470.N1	14-MAY-2011 20:00:43	Twilight	58.500	93	53Bet Peg	2.5200	3100.0	117	48131	No
271	GOM_NL__2PRFIN20110514_200348_000000433102_00272_48131_7471.N1	14-MAY-2011 20:03:48	Twilight	42.500	140	88Gam Peg	2.8340	26000.	85	48131	No
272	GOM_NL__2PRFIN20110514_200523_000000523102_00272_48131_7472.N1	14-MAY-2011 20:05:23	Dark	52.000	90	54Alp Peg	2.4870	11000.	104	48131	No
273	GOM_NL__2PRFIN20110514_201857_000000553102_00272_48131_7473.N1	14-MAY-2011 20:18:57	Dark	54.500	18	24Alp PsA	1.1660	9700.0	109	48131	No
274	GOM_NL__2PRFIN20110514_202318_000000483102_00272_48131_7474.N1	14-MAY-2011 20:23:18	Dark	47.500	63	Bet Gru	2.1500	2800.0	95	48131	No
275	GOM_NL__2PRFIN20110514_202446_000000453102_00272_48131_7475.N1	14-MAY-2011 20:24:46	Dark	45.000	31	Alp Gru	1.7340	15200.	90	48131	No
276	GOM_NL__2PRFIN20110514_203018_000000433102_00273_48132_7407.N1	14-MAY-2011 20:30:18	Dark	42.500	45	Alp Pav	1.9400	26000.	85	48132	No
277	GOM_NL__2PRFIN20110514_203730_000000413102_00273_48132_7408.N1	14-MAY-2011 20:37:30	Straylight	40.500	141	Bet Ara	2.8400	4600.0	81	48132	No
278	GOM_NL__2PRFIN20110514_204001_000000483102_00273_48132_7409.N1	14-MAY-2011 20:40:01	Straylight	47.500	40	The Sco	1.8590	7100.0	95	48132	No

279	GOM_NL__2PRFIN20110514_204153_000000563102_00273_48132_7410.N1	14-MAY-2011 20:41:53	Straylight	55.500	25	35Lam Sco	1.6200	28000.	111	48132	No
280	GOM_NL__2PRFIN20110514_204415_000000573102_00273_48132_7411.N1	14-MAY-2011 20:44:15	Twilight	56.500	75	26Eps Sco	2.2910	4250.0	113	48132	No
281	GOM_NL__2PRFIN20110514_204721_000000663102_00273_48132_7412.N1	14-MAY-2011 20:47:21	Twilight	66.000	16	21Alp Sco	1.0200	3000.0	132	48132	No
282	GOM_NL__2PRFIN20110514_204905_000000543102_00273_48132_7413.N1	14-MAY-2011 20:49:05	Bright	53.500	80	7Del Sco	2.3160	30000.	107	48132	No
283	GOM_NL__2PRFIN20110514_205147_000000393102_00273_48132_7414.N1	14-MAY-2011 20:51:47	Bright	39.000	122	9Alp2Lib	2.7470	9700.0	78	48132	No
284	GOM_NL__2PRFIN20110514_205339_000000393102_00273_48132_7415.N1	14-MAY-2011 20:53:39	Bright	39.000	104	27Bet Lib	2.6140	13100.	78	48132	No
285	GOM_NL__2PRFIN20110514_205859_000000453102_00273_48132_7416.N1	14-MAY-2011 20:58:59	Bright	44.500	102	24Alp Ser	2.6000	4250.0	89	48132	No
286	GOM_NL__2PRFIN20110514_210204_000000373102_00273_48132_7417.N1	14-MAY-2011 21:02:04	Bright	36.500	3	16Alp Boo	-0.050000	4250.0	73	48132	No
287	GOM_NL__2PRFIN20110514_210433_000000383102_00273_48132_7418.N1	14-MAY-2011 21:04:33	Bright	37.500	83		2.3780	11000.	75	48132	No
288	GOM_NL__2PRFIN20110514_210741_000000363102_00273_48132_7419.N1	14-MAY-2011 21:07:41	Bright	36.000	180	27Gam Boo	3.0400	8000.0	72	48132	No
289	GOM_NL__2PRFIN20110514_211621_000000453102_00273_48132_7420.N1	14-MAY-2011 21:16:21	Bright	44.500	119	14Eta Dra	2.7270	4700.0	89	48132	No
290	GOM_NL__2PRFIN20110514_211750_000000343102_00273_48132_7421.N1	14-MAY-2011 21:17:50	Bright	34.000	60	7Bet UMi	2.0810	3950.0	68	48132	No
291	GOM_NL__2PRFIN20110514_212715_000000443102_00273_48132_7422.N1	14-MAY-2011 21:27:15	Bright	43.500	89	5Alp Cep	2.4510	8000.0	87	48132	No
292	GOM_NL__2PRFIN20110514_213046_000000503102_00273_48132_7423.N1	14-MAY-2011 21:30:46	Bright	49.500	74	11Bet Cas	2.2680	6600.0	99	48132	No
293	GOM_NL__2PRFIN20110514_214058_000000593102_00273_48132_7424.N1	14-MAY-2011 21:40:58	Twilight	58.500	93	53Bet Peg	2.5200	3100.0	117	48132	No
294	GOM_NL__2PRFIN20110514_214402_000000433102_00273_48132_7425.N1	14-MAY-2011 21:44:02	Twilight	42.500	140	88Gam Peg	2.8340	26000.	85	48132	No
295	GOM_NL__2PRFIN20110514_214537_000000553102_00273_48132_7426.N1	14-MAY-2011 21:45:37	Dark	55.000	90	54Alp Peg	2.4870	11000.	110	48132	No
296	GOM_NL__2PRFIN20110514_215911_000000533102_00273_48132_7427.N1	14-MAY-2011 21:59:11	Dark	52.500	18	24Alp PsA	1.1660	9700.0	105	48132	No
297	GOM_NL__2PRFIN20110514_220333_000000583102_00273_48132_7428.N1	14-MAY-2011 22:03:33	Dark	58.000	63	Bet Gru	2.1500	2800.0	116	48132	No
298	GOM_NL__2PRFIN20110514_220500_000000423102_00273_48132_7429.N1	14-MAY-2011 22:05:00	Dark	41.500	31	Alp Gru	1.7340	15200.	83	48132	No
299	GOM_NL__2PRFIN20110514_221033_000000423102_00274_48133_7371.N1	14-MAY-2011 22:10:33	Dark	42.000	45	Alp Pav	1.9400	26000.	84	48133	No
300	GOM_NL__2PRFIN20110514_221744_000000473102_00274_48133_7372.N1	14-MAY-2011 22:17:44	Straylight	46.500	141	Bet Ara	2.8400	4600.0	93	48133	No
301	GOM_NL__2PRFIN20110514_222016_000000533102_00274_48133_7373.N1	14-MAY-2011 22:20:16	Straylight	53.000	40	The Sco	1.8590	7100.0	106	48133	No
302	GOM_NL__2PRFIN20110514_222207_000000563102_00274_48133_7374.N1	14-MAY-2011 22:22:07	Straylight	55.500	25	35Lam Sco	1.6200	28000.	111	48133	No
303	GOM_NL__2PRFIN20110514_222429_000000563102_00274_48133_7375.N1	14-MAY-2011 22:24:29	Twilight	56.000	75	26Eps Sco	2.2910	4250.0	112	48133	No
304	GOM_NL__2PRFIN20110514_222735_000000603102_00274_48133_7376.N1	14-MAY-2011 22:27:35	Twilight	60.000	16	21Alp Sco	1.0200	3000.0	120	48133	No
305	GOM_NL__2PRFIN20110514_222919_000000583102_00274_48133_7377.N1	14-MAY-2011 22:29:19	Bright	58.000	80	7Del Sco	2.3160	30000.	116	48133	No
306	GOM_NL__2PRFIN20110514_223201_000000393102_00274_48133_7378.N1	14-MAY-2011 22:32:01	Bright	38.500	122	9Alp2Lib	2.7470	9700.0	77	48133	No
307	GOM_NL__2PRFIN20110514_223353_000000473102_00274_48133_7379.N1	14-MAY-2011 22:33:53	Bright	47.000	104	27Bet Lib	2.6140	13100.	94	48133	No
308	GOM_NL__2PRFIN20110514_223913_000000453102_00274_48133_7380.N1	14-MAY-2011 22:39:13	Bright	44.500	102	24Alp Ser	2.6000	4250.0	89	48133	No
309	GOM_NL__2PRFIN20110514_224218_000000373102_00274_48133_7381.N1	14-MAY-2011 22:42:18	Bright	36.500	3	16Alp Boo	-0.050000	4250.0	73	48133	No
310	GOM_NL__2PRFIN20110514_224447_000000393102_00274_48133_7382.N1	14-MAY-2011 22:44:47	Bright	38.500	83		2.3780	11000.	77	48133	No
311	GOM_NL__2PRFIN20110514_224754_000000013102_00274_48133_7383.N1	14-MAY-2011 22:47:54	Dark	0.50000	180	27Gam Boo	3.0400	8000.0	1	48133	Yes
312	GOM_NL__2PRFIN20110514_225635_000000413102_00274_48133_7384.N1	14-MAY-2011 22:56:35	Bright	41.000	119	14Eta Dra	2.7270	4700.0	82	48133	No
313	GOM_NL__2PRFIN20110514_225804_000000383102_00274_48133_7385.N1	14-MAY-2011 22:58:04	Bright	38.000	60	7Bet UMi	2.0810	3950.0	76	48133	No
314	GOM_NL__2PRFIN20110514_230728_000000453102_00274_48133_7386.N1	14-MAY-2011 23:07:28	Bright	45.000	89	5Alp Cep	2.4510	8000.0	90	48133	No
315	GOM_NL__2PRFIN20110514_231059_000000373102_00274_48133_7387.N1	14-MAY-2011 23:10:59	Bright	37.000	74	11Bet Cas	2.2680	6600.0	74	48133	No
316	GOM_NL__2PRFIN20110514_232112_000000603102_00274_48133_7388.N1	14-MAY-2011 23:21:12	Twilight	59.500	93	53Bet Peg	2.5200	3100.0	119	48133	No
317	GOM_NL__2PRFIN20110514_232417_000000433102_00274_48133_7389.N1	14-MAY-2011 23:24:17	Twilight	43.000	140	88Gam Peg	2.8340	26000.	86	48133	No
318	GOM_NL__2PRFIN20110514_232551_000000563102_00274_48133_7390.N1	14-MAY-2011 23:25:51	Dark	56.000	90	54Alp Peg	2.4870	11000.	112	48133	No
319	GOM_NL__2PRFIN20110514_233926_000000493102_00274_48133_7391.N1	14-MAY-2011 23:39:26	Dark	48.500	18	24Alp PsA	1.1660	9700.0	97	48133	No
320	GOM_NL__2PRFIN20110514_234347_000000583102_00274_48133_7392.N1	14-MAY-2011 23:43:47	Dark	58.000	63	Bet Gru	2.1500	2800.0	116	48133	No
321	GOM_NL__2PRFIN20110514_234515_000000433102_00274_48133_7393.N1	14-MAY-2011 23:45:15	Dark	42.500	31	Alp Gru	1.7340	15200.	85	48133	No
322	GOM_NL__2PRFIN20110514_235047_000000423102_00275_48134_7402.N1	14-MAY-2011 23:50:47	Dark	41.500	45	Alp Pav	1.9400	26000.	83	48134	No
323	GOM_NL__2PRFIN20110514_235759_000000413102_00275_48134_7403.N1	14-MAY-2011 23:57:59	Straylight	41.000	141	Bet Ara	2.8400	4600.0	82	48134	No

3. Quality information per product

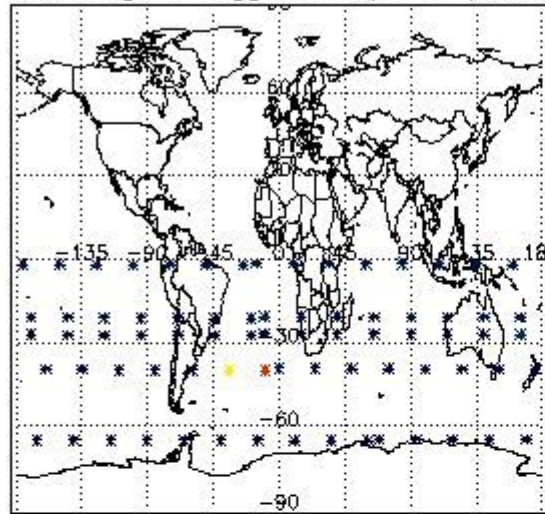
In this section it is plotted some information contained in the Quality Summary data set of the level 2 products. Only products in dark limb conditions and without errors (error flag in the MPH set to "0") are used.

3.1 Plot quality information per product (time dependant)

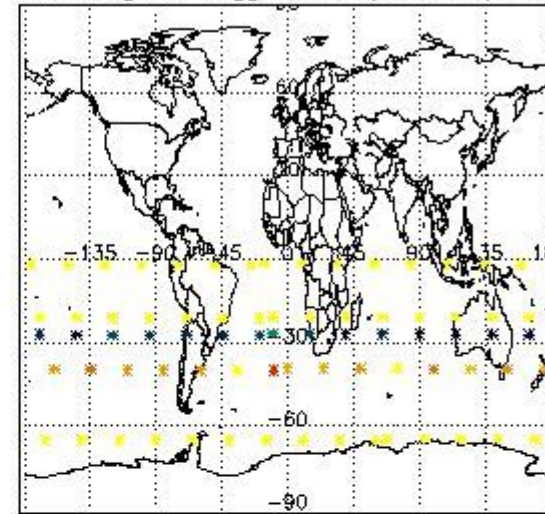


3.2 Plot quality information per product (world map)

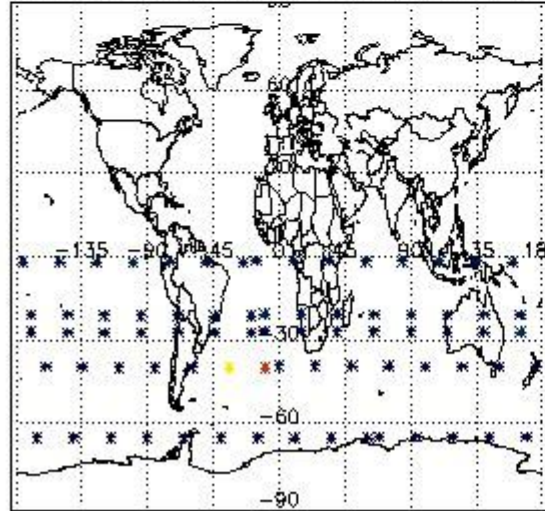
Percentage of flagged data per O3 profile



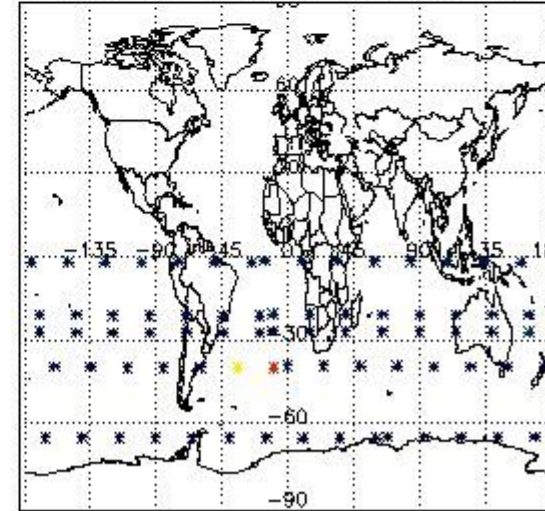
Percentage of flagged data per H2O profile



Percentage of flagged data per NO2 profile



Percentage of flagged data per NO3 profile

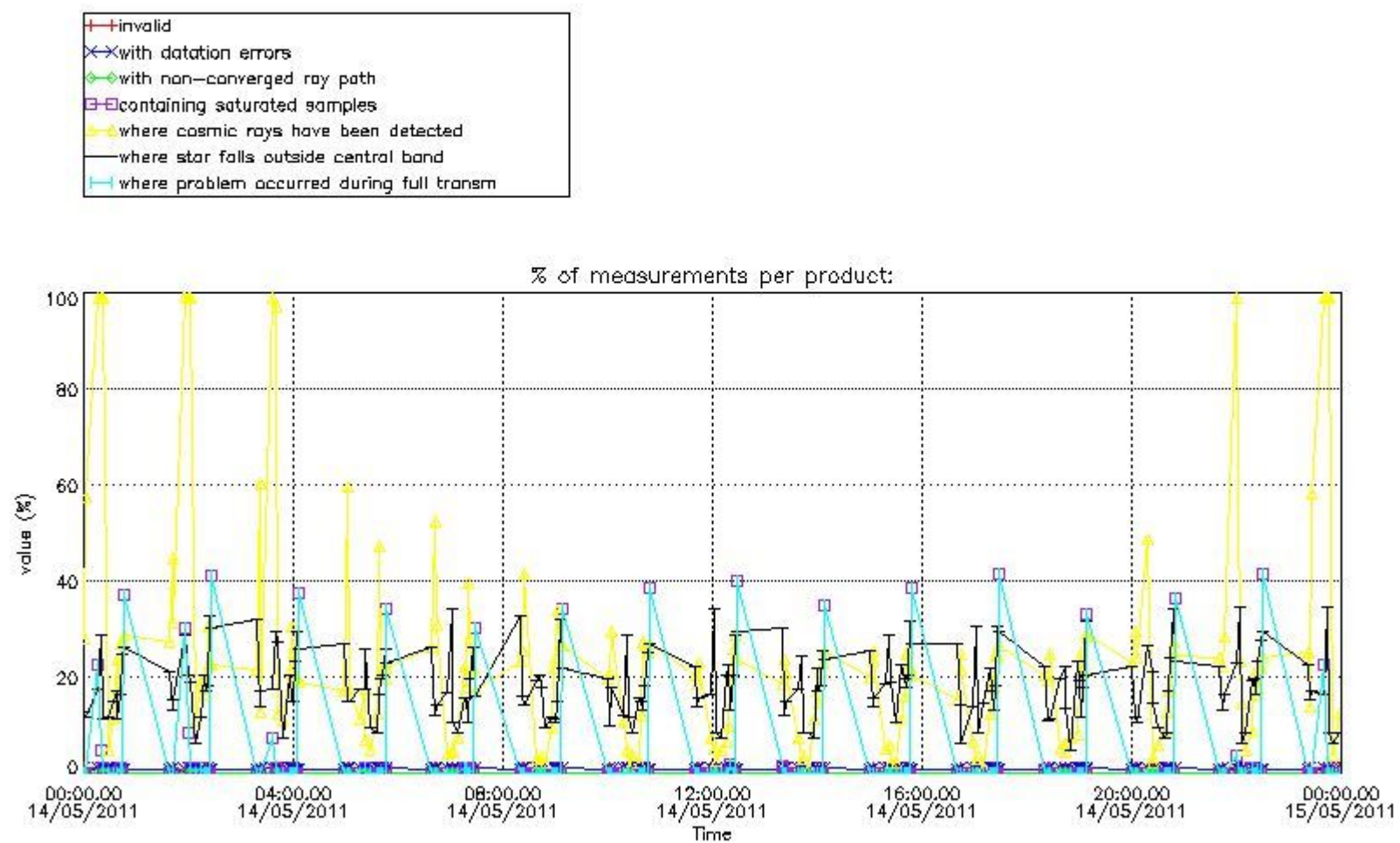


4. Level 1 quality information per product

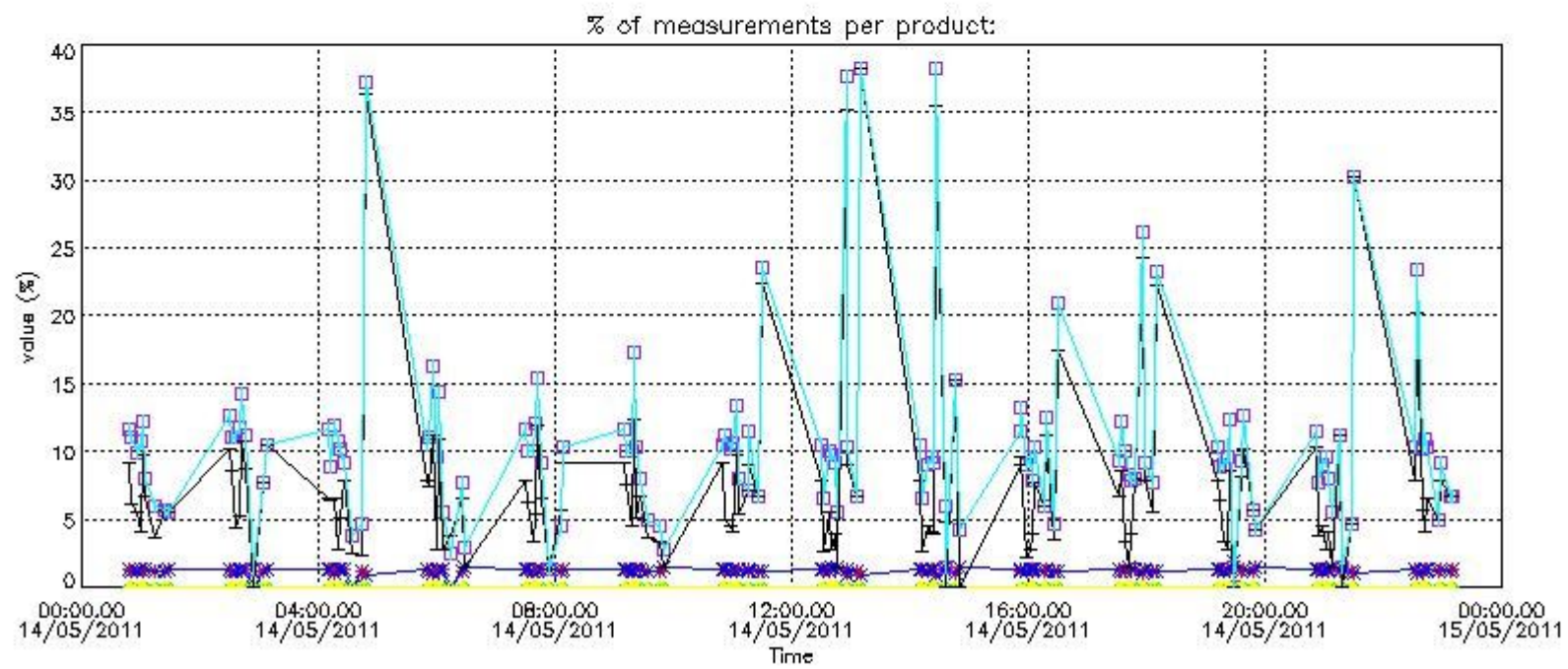
In this section it is plotted some information contained in the Quality Summary data set of the level 2 products that comes from the level 1b processing. Products without errors (error flag in the MPH set to "0") are used.

4.1 Plot quality information per product (time dependant) coming from level 1b processing

4.1.1 Plot level 1 quality information per product (time dependant): ENVISAT ASCENDING passes

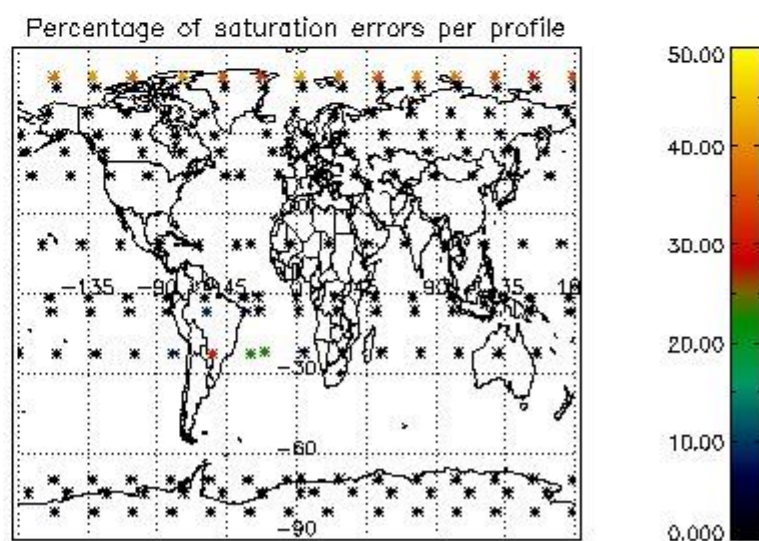
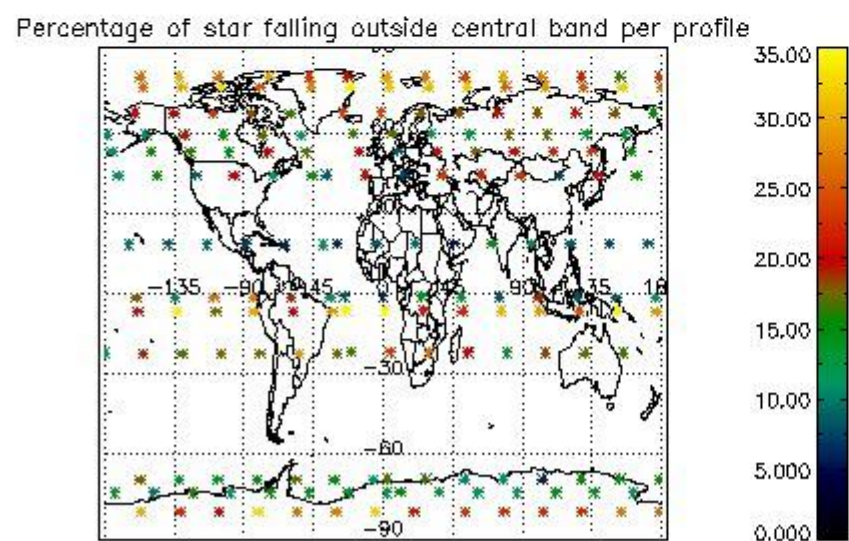
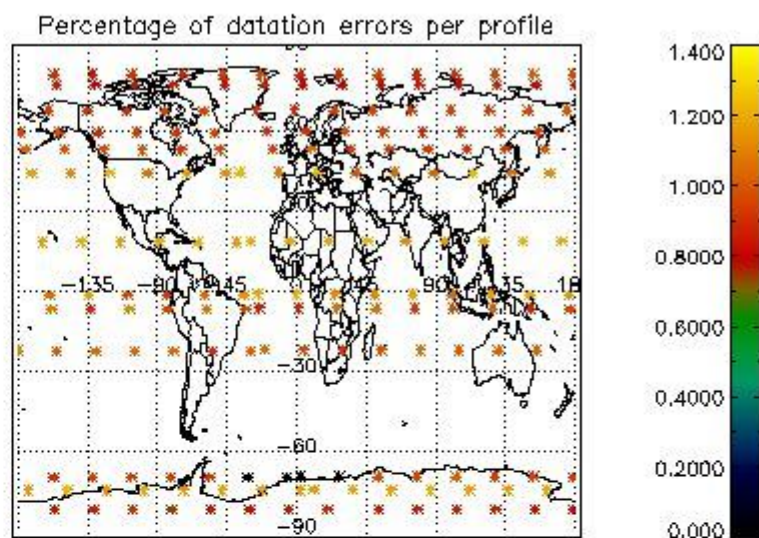
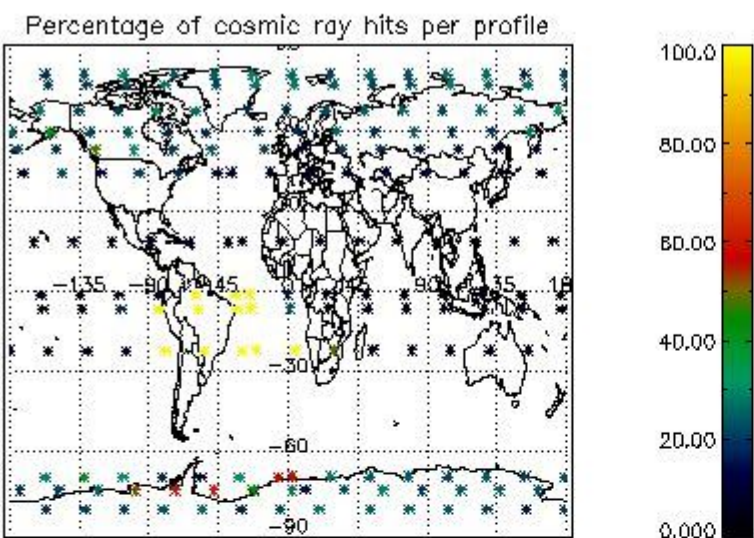


4.1.2 Plot level 1 quality information per product (time dependant): ENVI-SAT DESCENDING passes

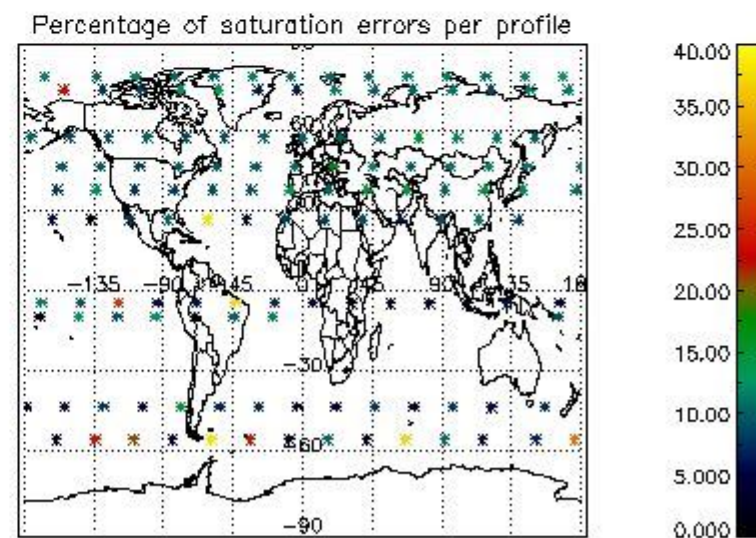
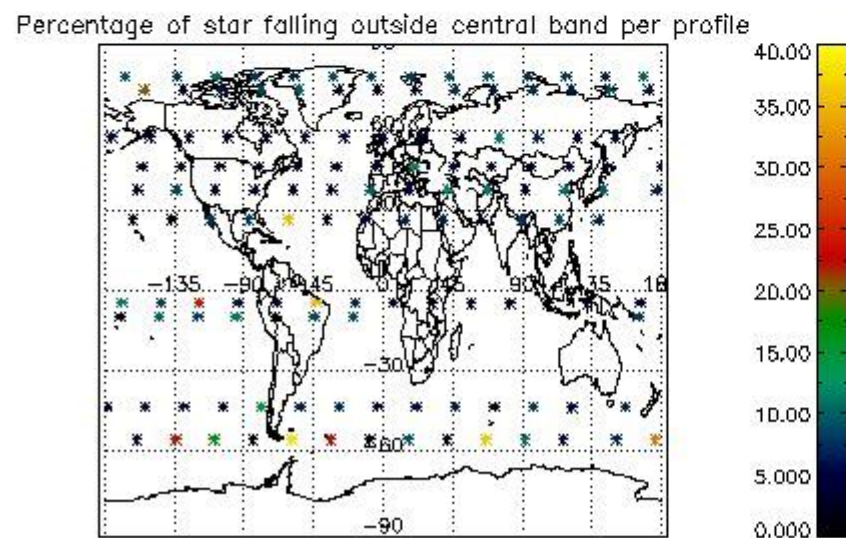
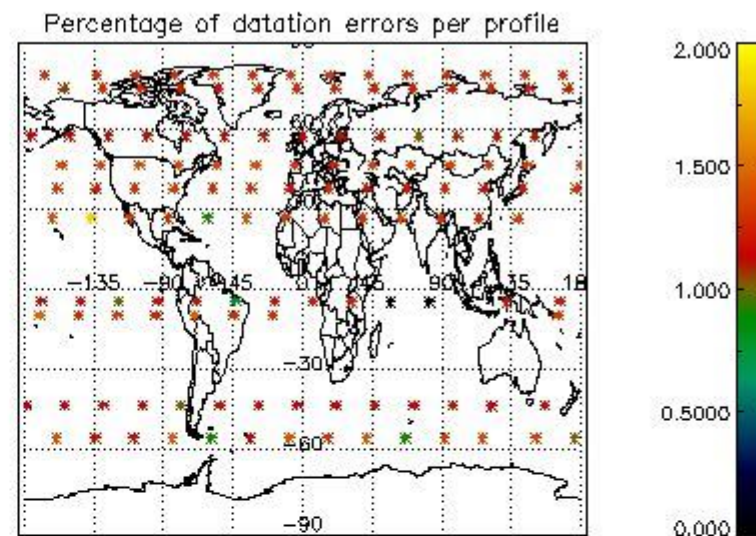
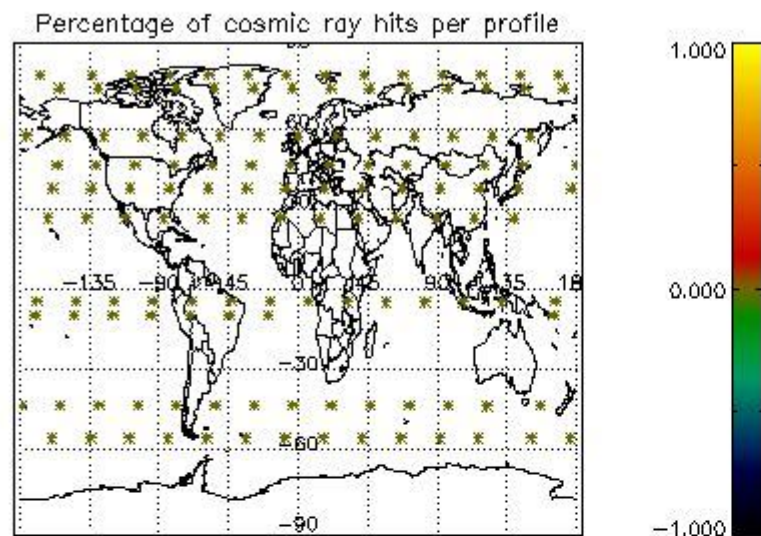


4.2 Plot quality information per product coming from level 1b processing (world map)

4.2.1 Plot level 1 quality information per product (world map): ENVISAT ASCENDING passes



4.2.2 Plot level 1 quality information per product (world map): ENVISAT DESCENDING passes



5. Trace gas profiles

5.1 Ozone statistics based on quality of products

The final quality of the products can be "measured" using the STD (Standard Deviation) attached to every point profile. This information is written to the parameter GOM_NL__2P/NL_LOCAL_SPECIES_DENSITY/o3_std of the level 2 products. The table below shows the statistics for given STD ranges.

The statistics are given with respect to the overall valid production:

- Products without fatal errors: GOM_NL__2P/MPH/PRODUCT_ERR=0
- Valid point profile: GOM_NL__2P/NL_LOCAL_SPECIES_DENSITY/pcd(0)=0

The 'Criteria' is applied to valid points of dark limb products:

- Products in dark limb illumination condition: GOM_NL__2P/NL_SUMMARY_QUALITY/obs_ill_cond=0
- Products without fatal errors: GOM_NL__2P/MPH/PRODUCT_ERR=0
- Valid point profile: GOM_NL__2P/NL_LOCAL_SPECIES_DENSITY/pcd(0)=0

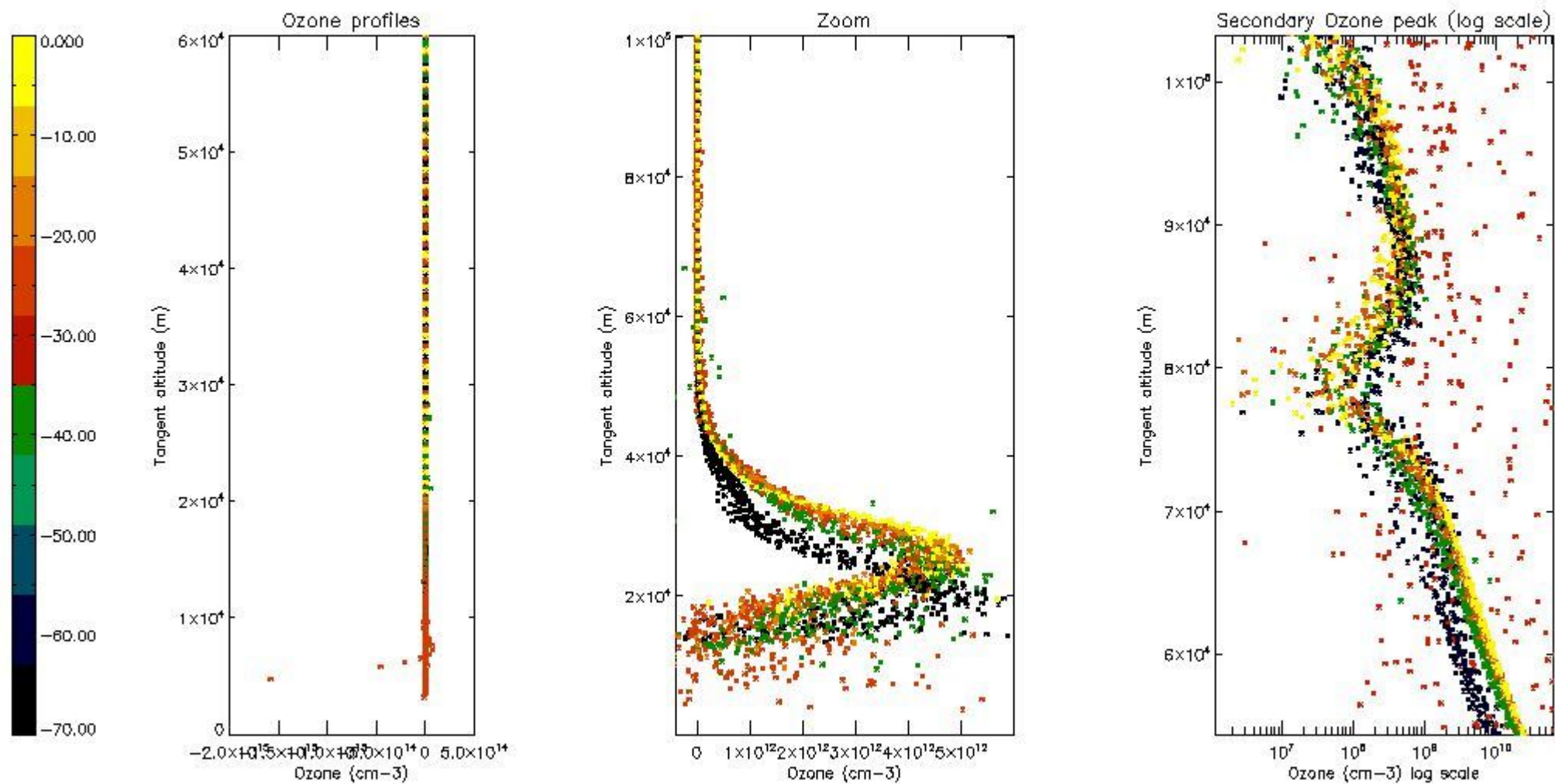
So, the table below shows the percentage of dark limb and valid observations for each criteria with respect to the overall valid daily observations.

Criteria	% of total production
All STD	24
STD < 20	12

STD < 10	9
STD < 5	5

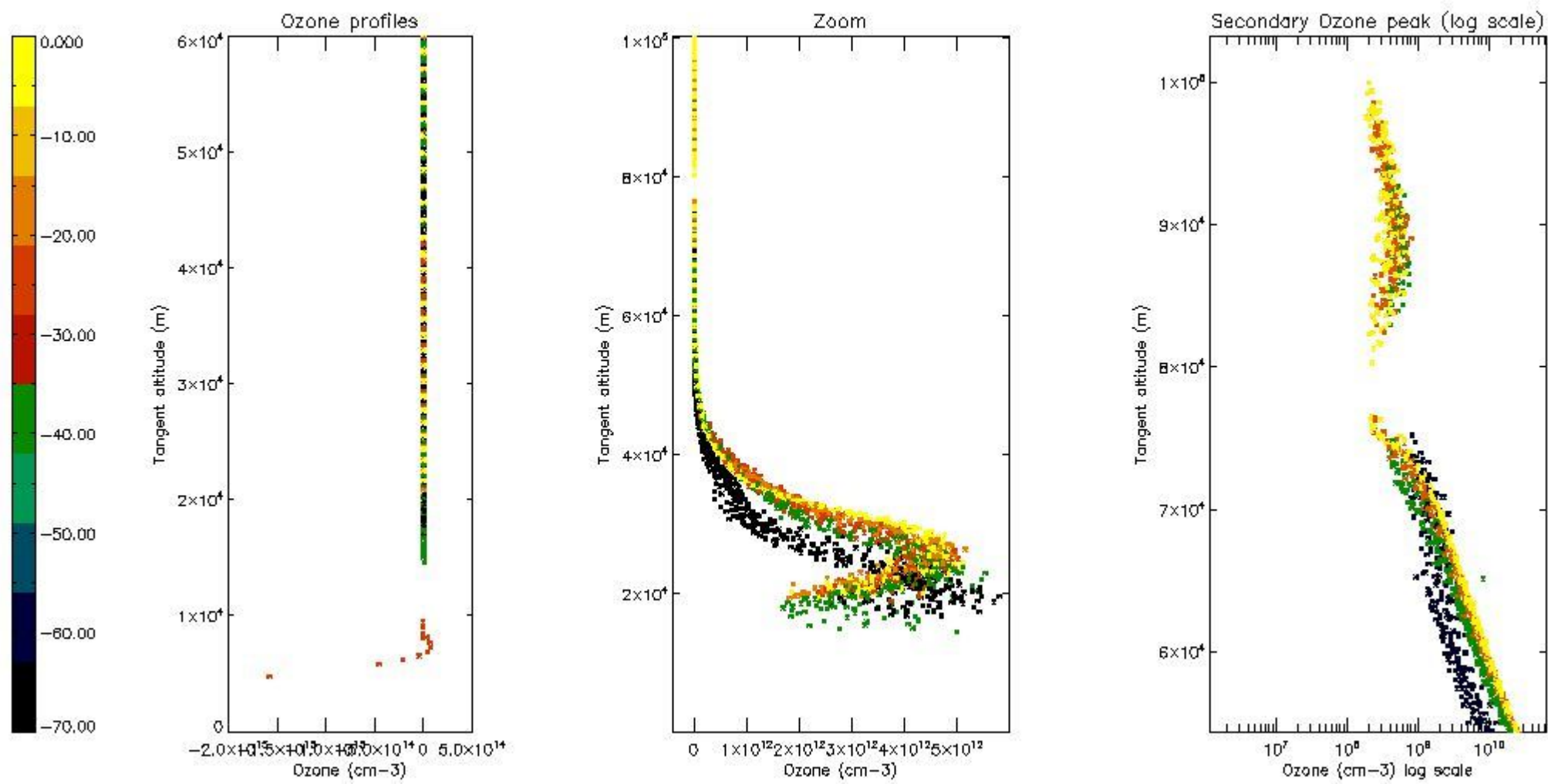
5.2 Plot ozone profiles for all STD (dark without errors)

The colorbar represents the latitude.



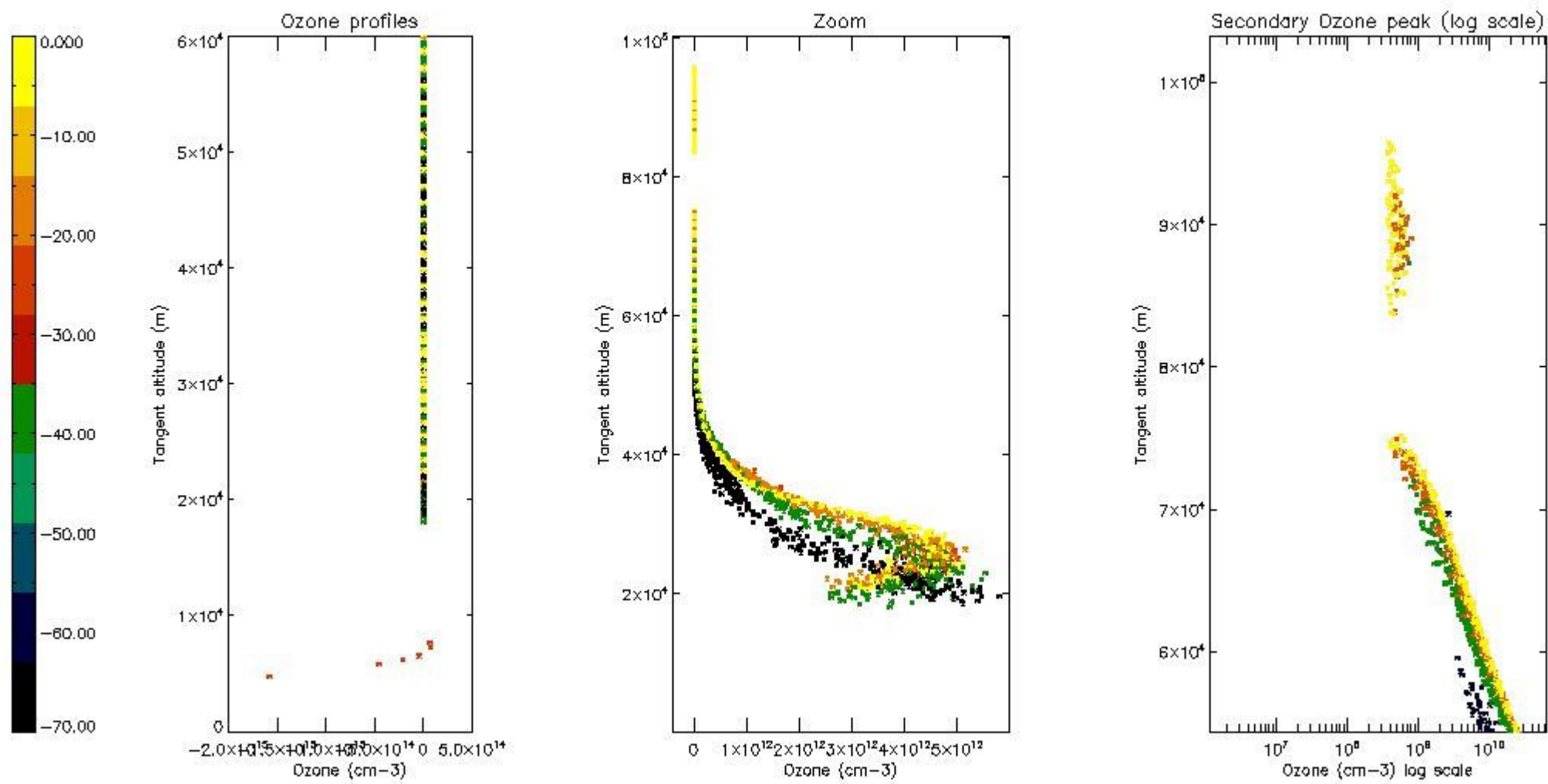
5.3 Plot ozone profiles where STD < 20% (dark without errors)

The colorbar represents the latitude.



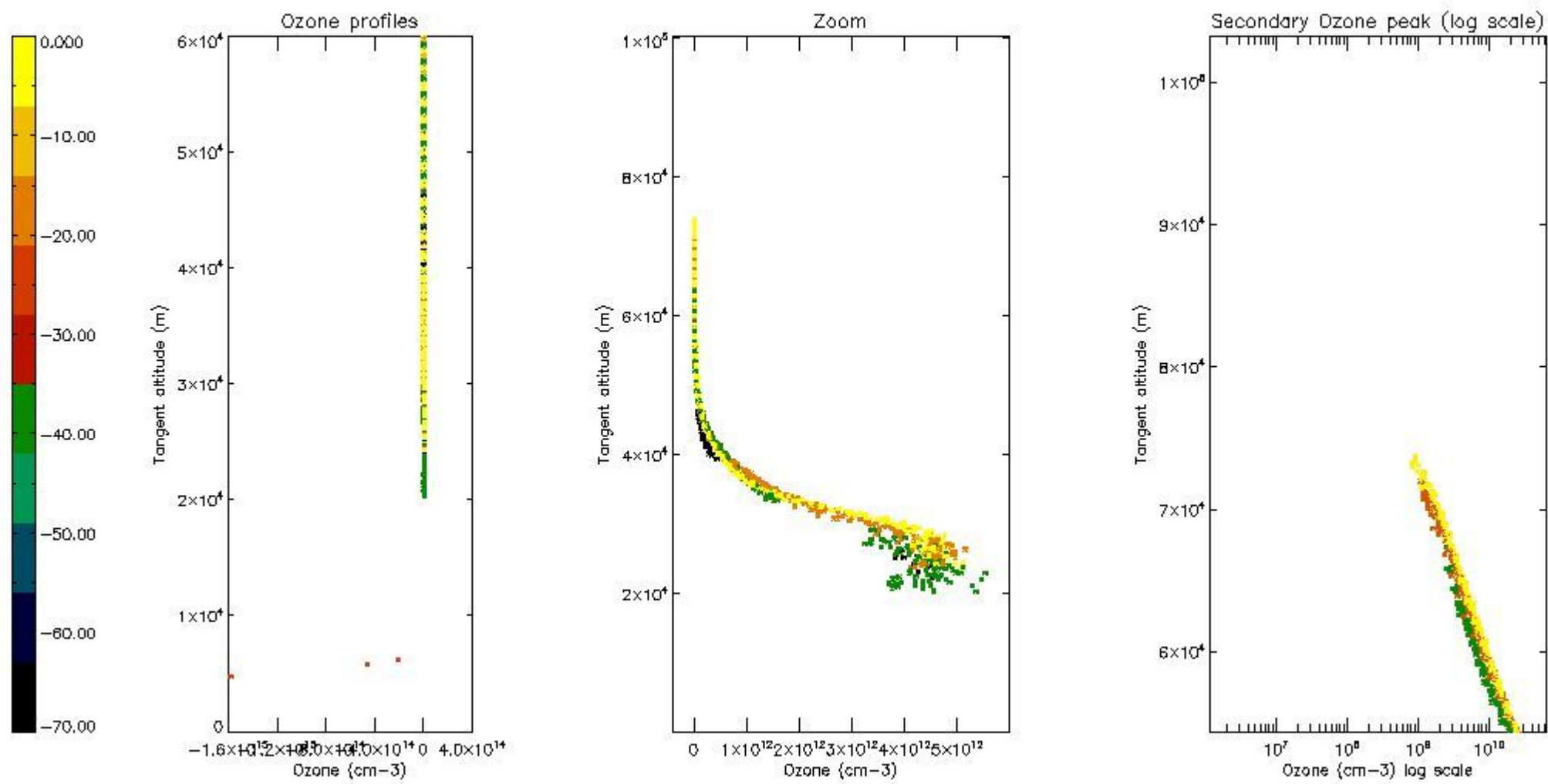
5.4 Plot ozone profiles where STD < 10% (dark without errors)

The colorbar represents the latitude.



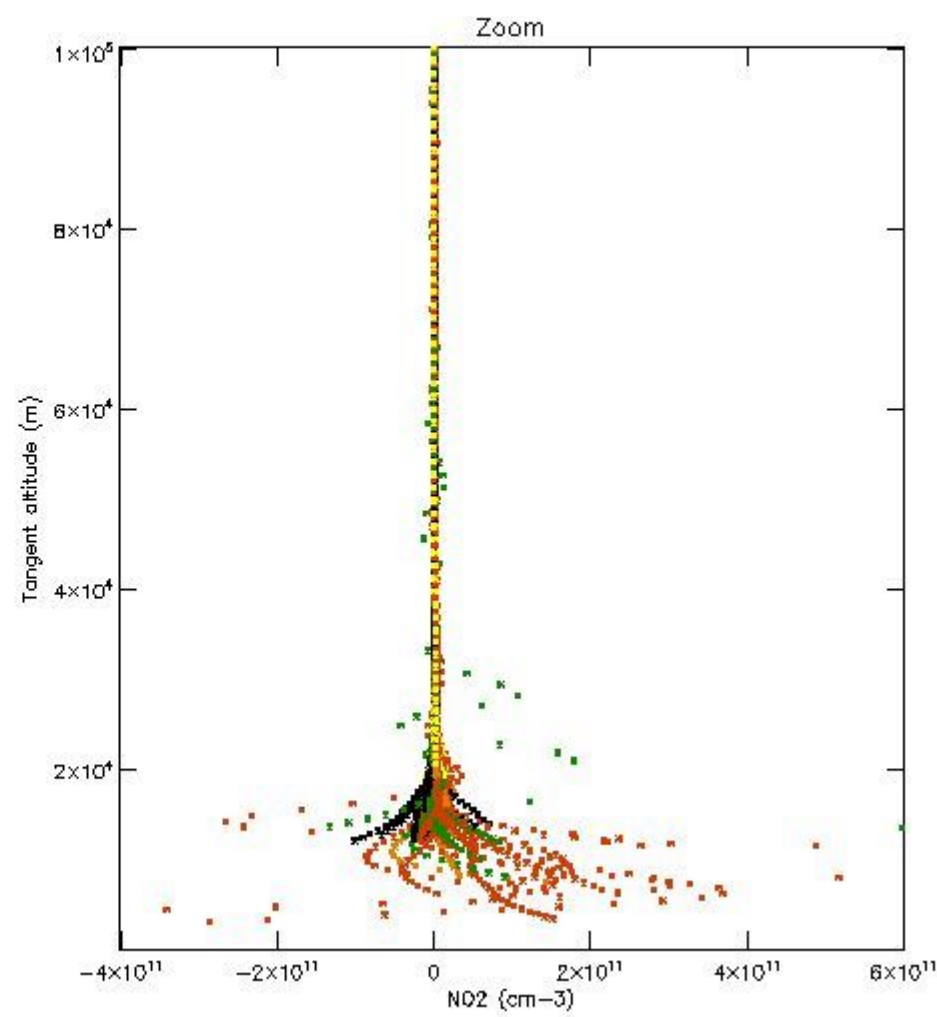
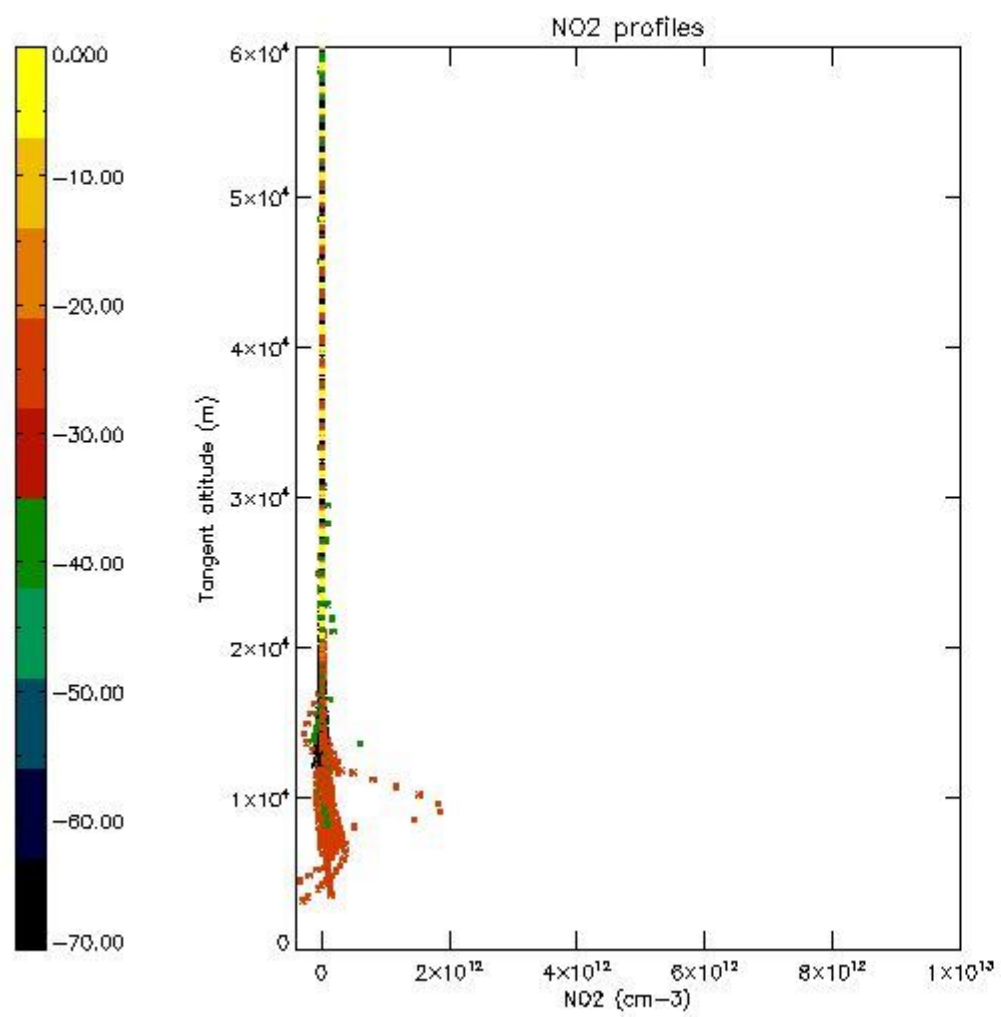
5.5 Plot ozone profiles where STD < 5% (dark without errors)

The colorbar represents the latitude.



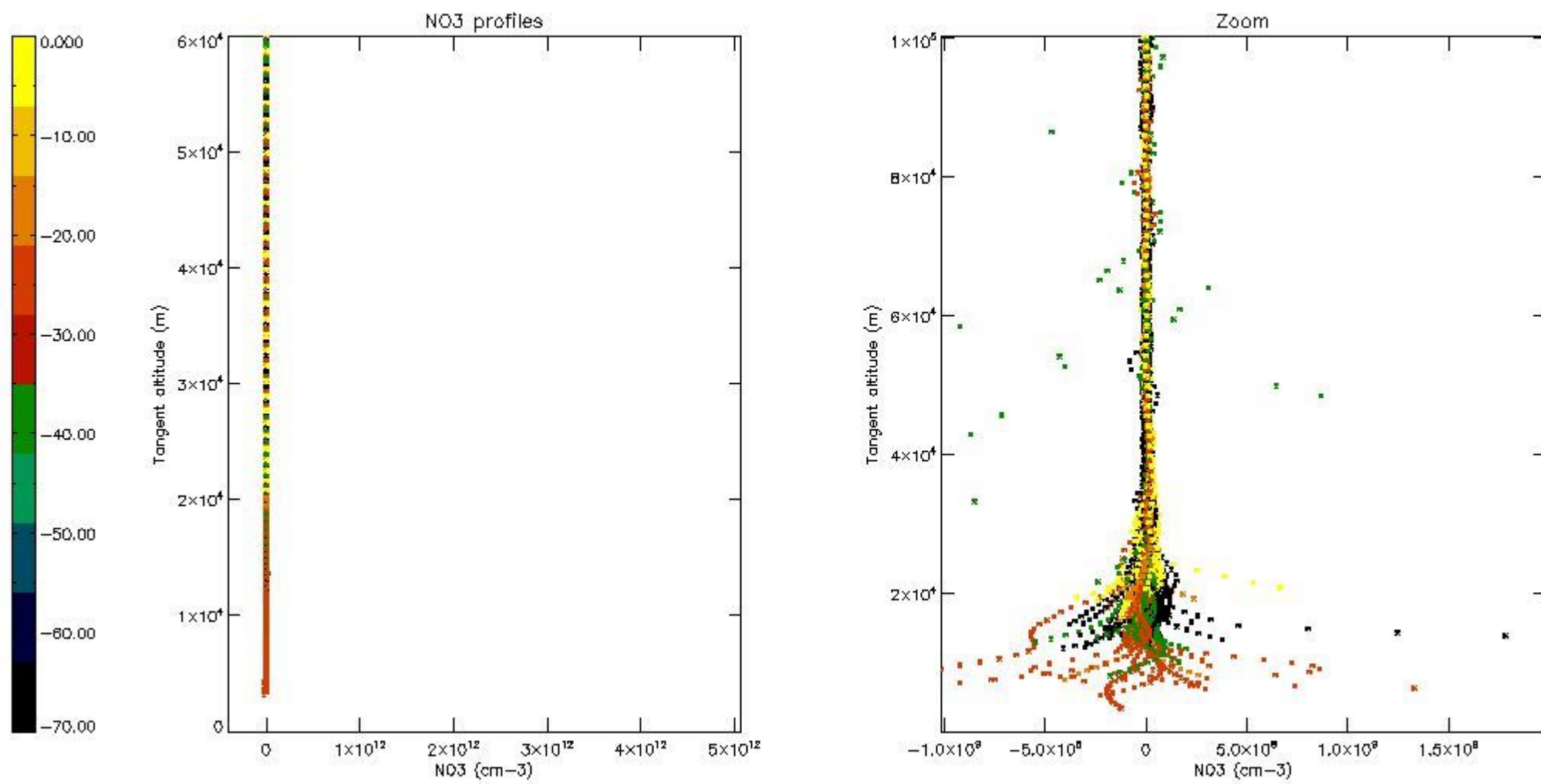
5.6 Plot NO₂ profiles for all STD (dark without errors)

The colorbar represents the latitude.



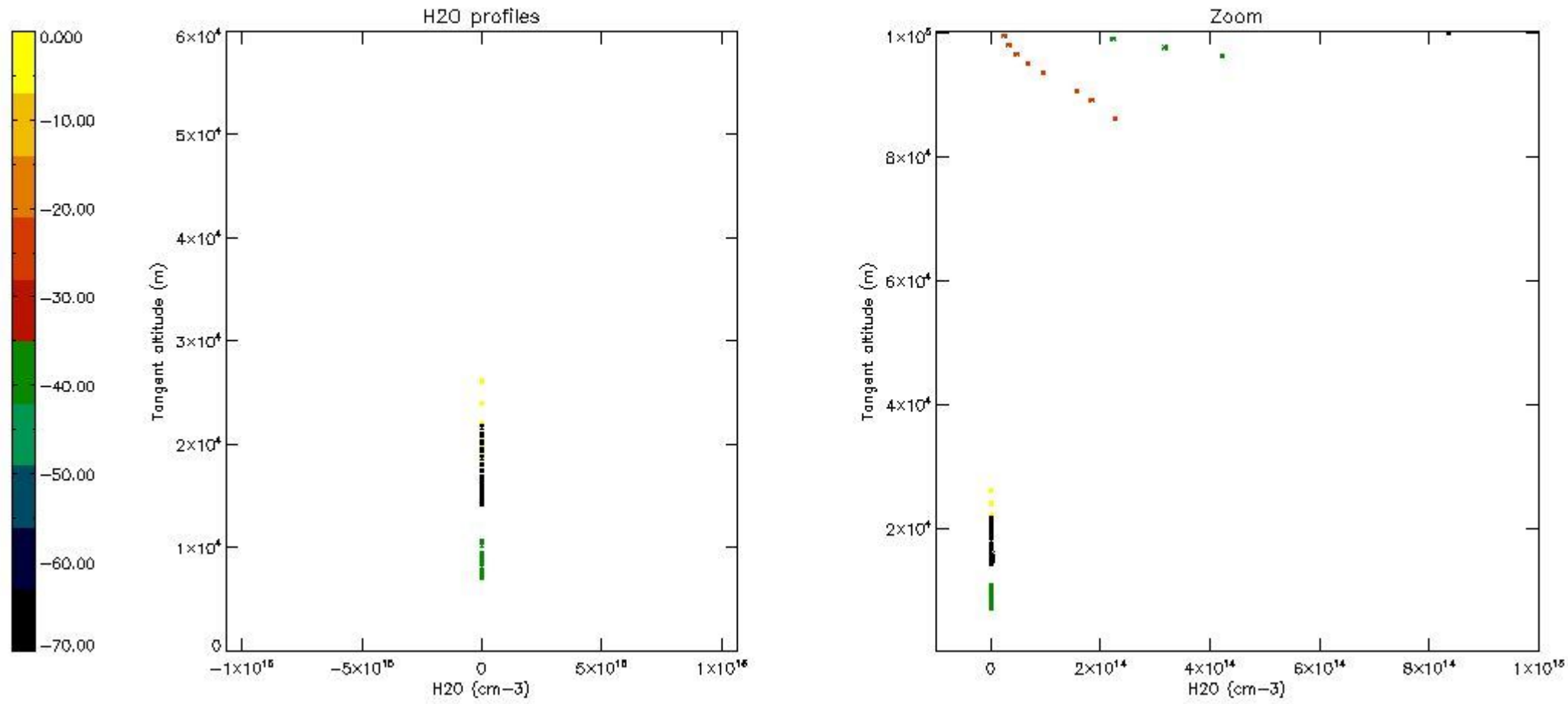
5.7 Plot NO3 profiles for all STD (dark without errors)

The colorbar represents the latitude.



5.8 Plot H₂O profiles for all STD (only for occultations of stars 1,2,3,4,13,14,16,26,63 dark without errors)

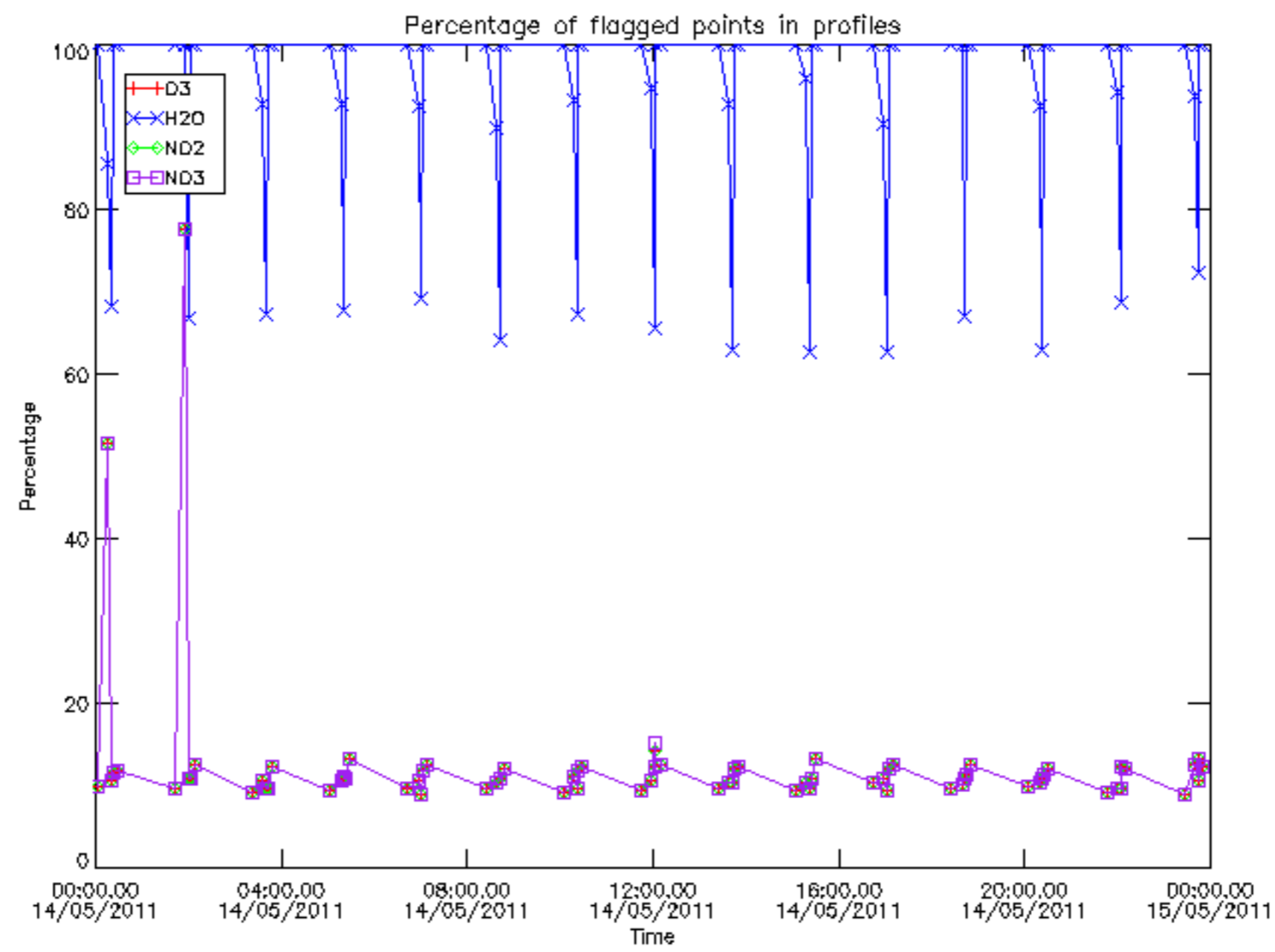
The colorbar represents the latitude.



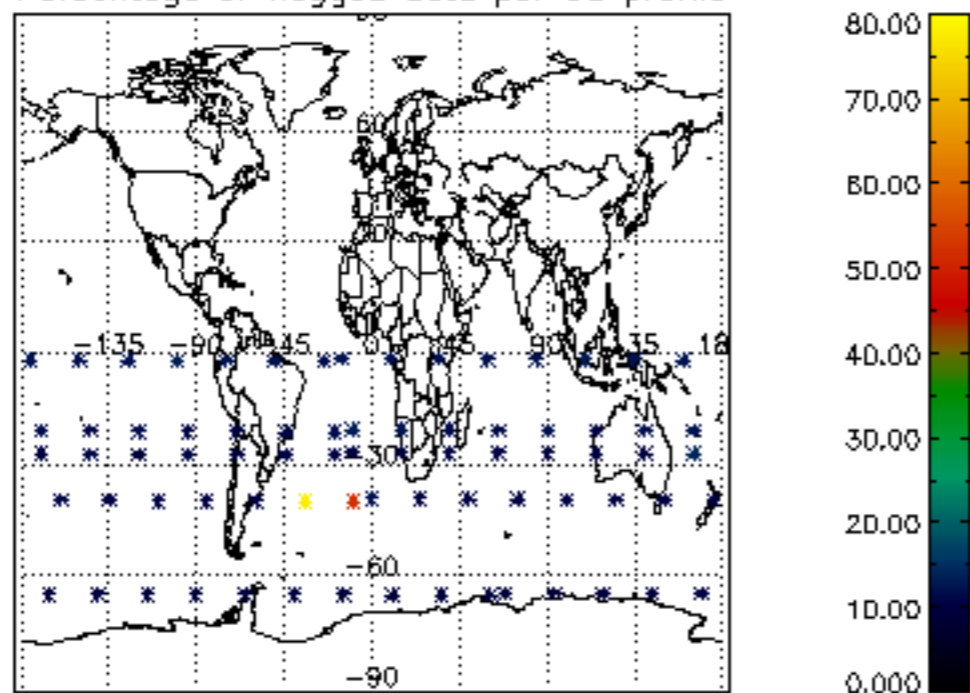
6. Auxiliary Data Files used for the production reported in section 2

The number reported in the third column indicates since which file (see list in section 2) the corresponding auxiliary file has been used. The fourth column is the date of those product files.

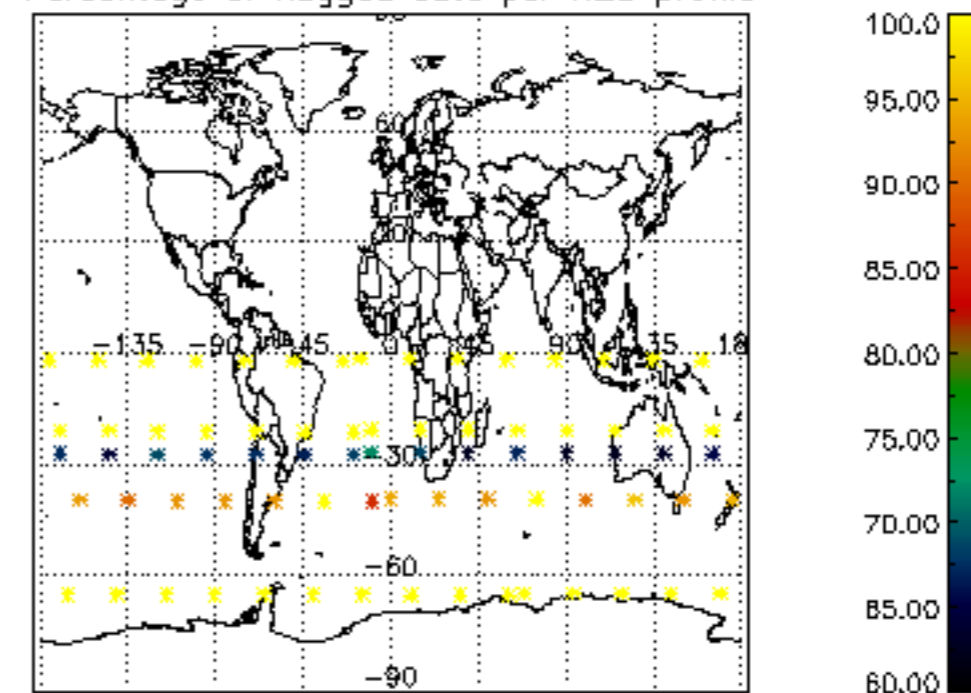
Type	Auxiliary Filename	Used since product	Used since product date
INST_PHYS_CHARACTERISTICS	GOM_INS_AXVIEC20091111_143220_20030716_120000_20500101_000000	1	14-MAY-2011 00:00:56
LEVEL-2_PROC_CONFIG	GOM_PR2_AXVIEC20091111_152718_20020301_000000_20500101_000000	1	14-MAY-2011 00:00:56
CROSS_SECTIONS_FILE	GOM_CRS_AXVIEC20091111_154832_20020301_000000_20500101_000000	1	14-MAY-2011 00:00:56



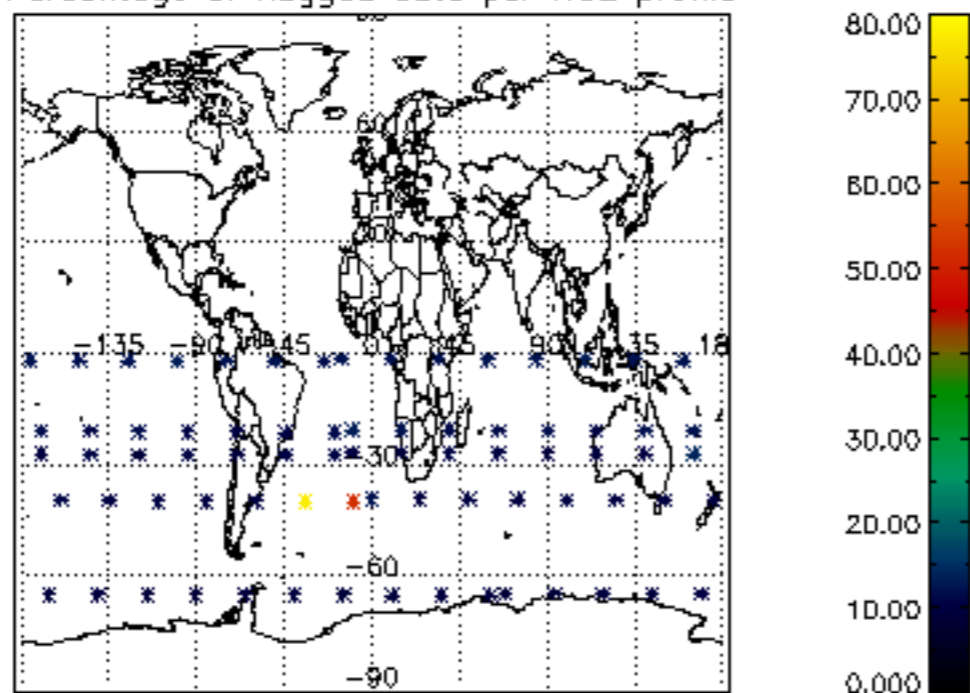
Percentage of flagged data per D3 profile



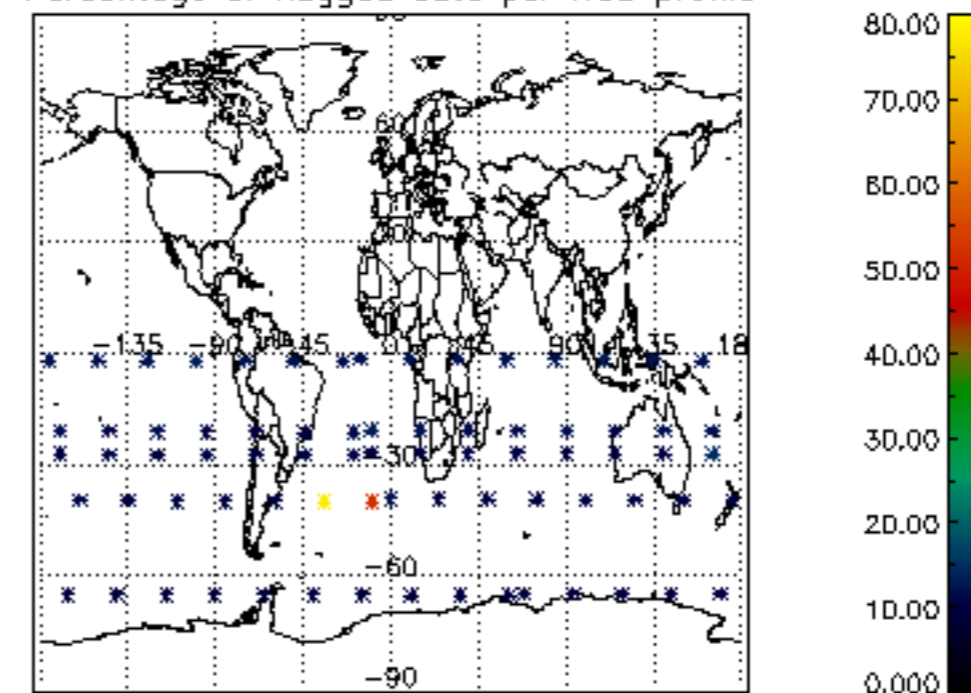
Percentage of flagged data per H2O profile

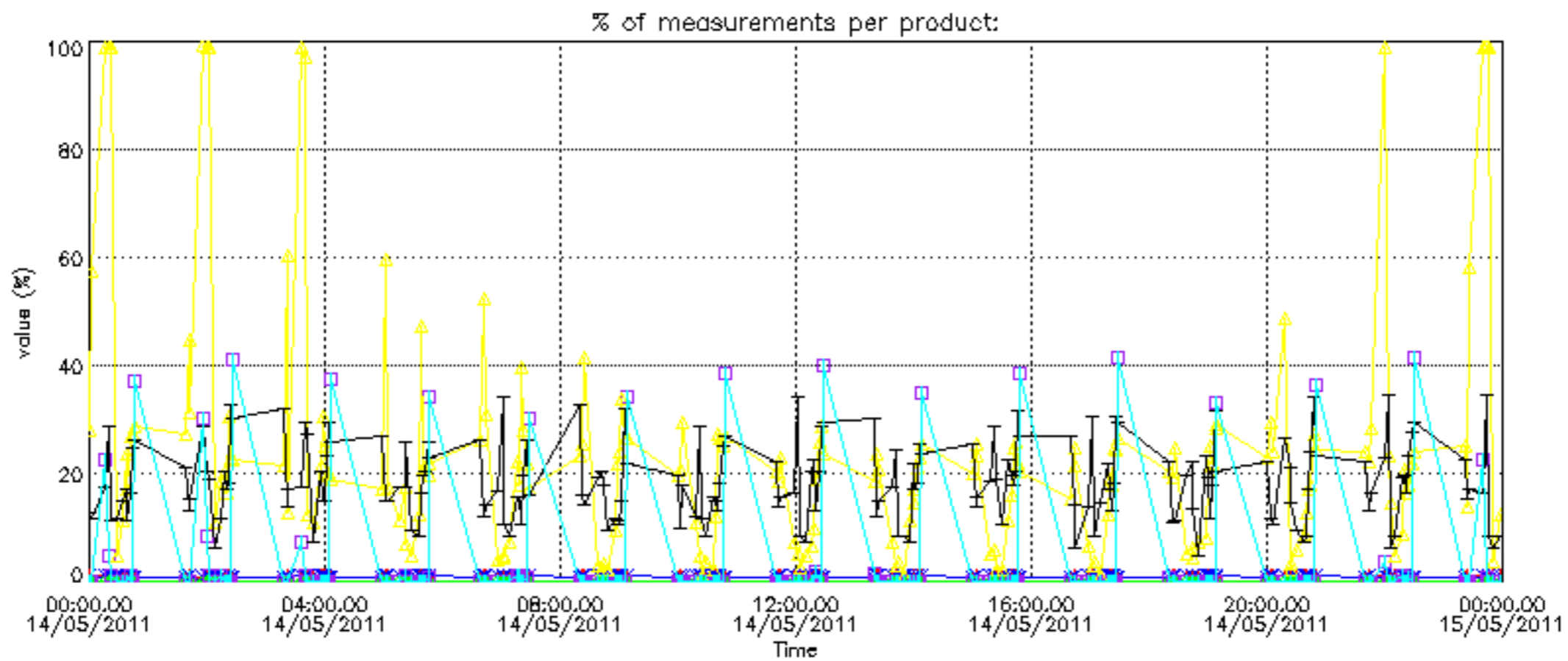


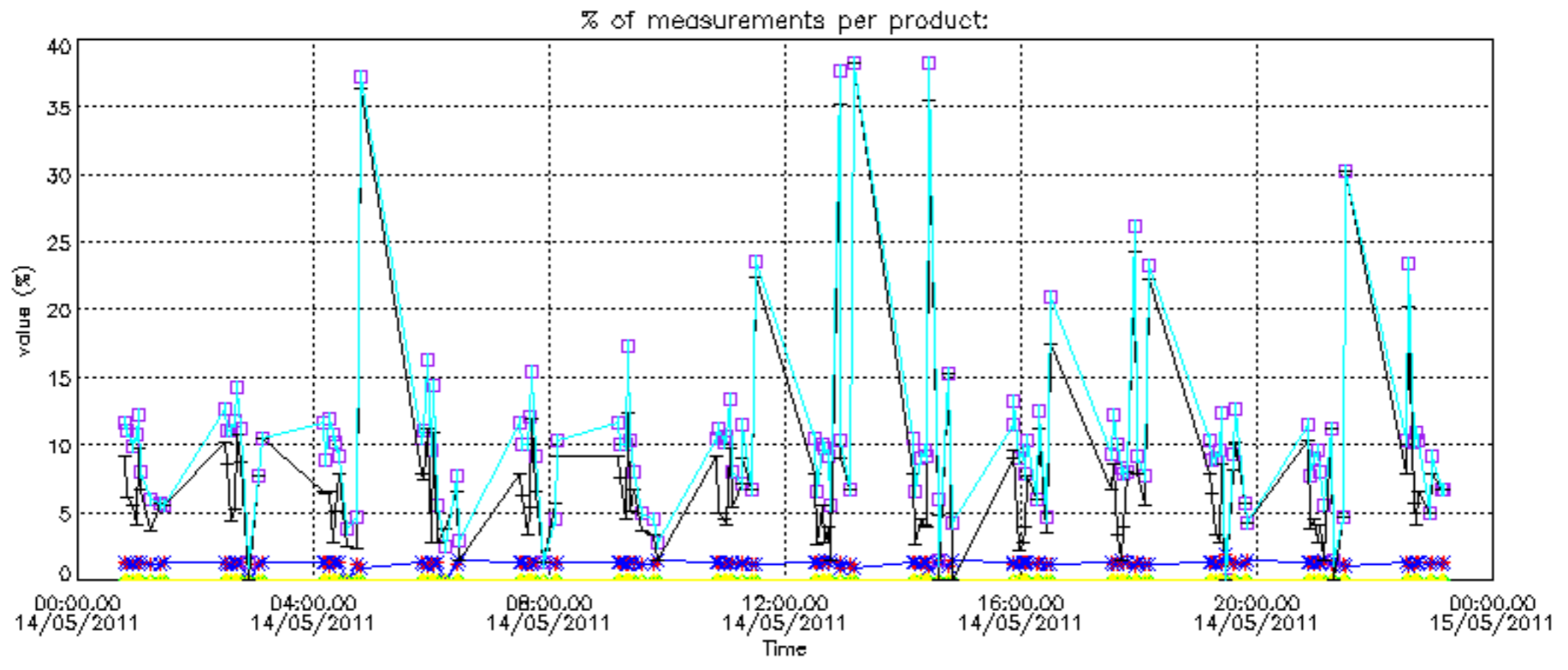
Percentage of flagged data per NO2 profile



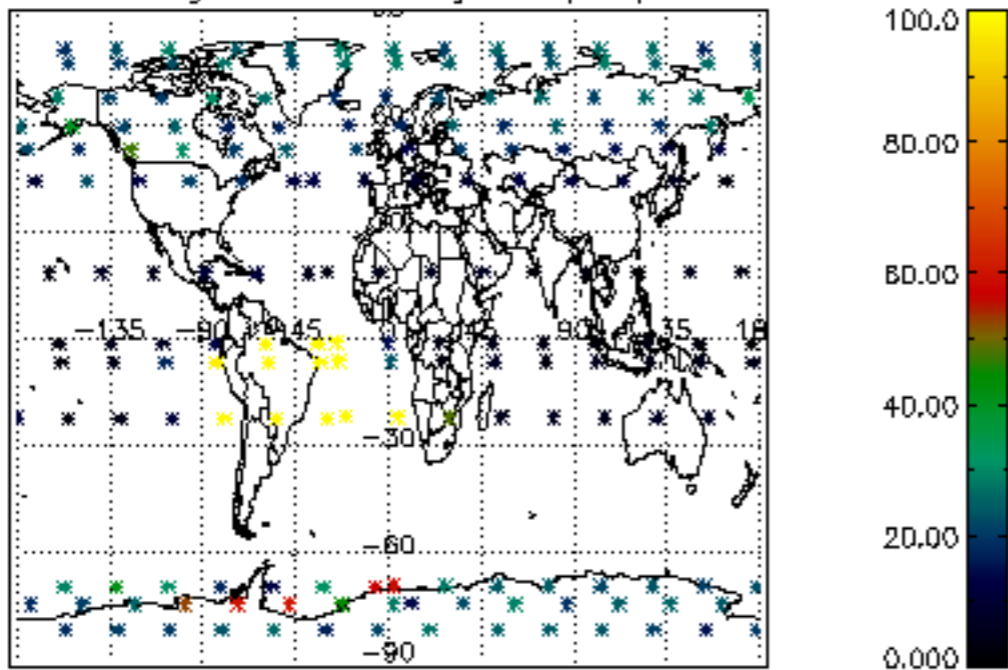
Percentage of flagged data per NO3 profile



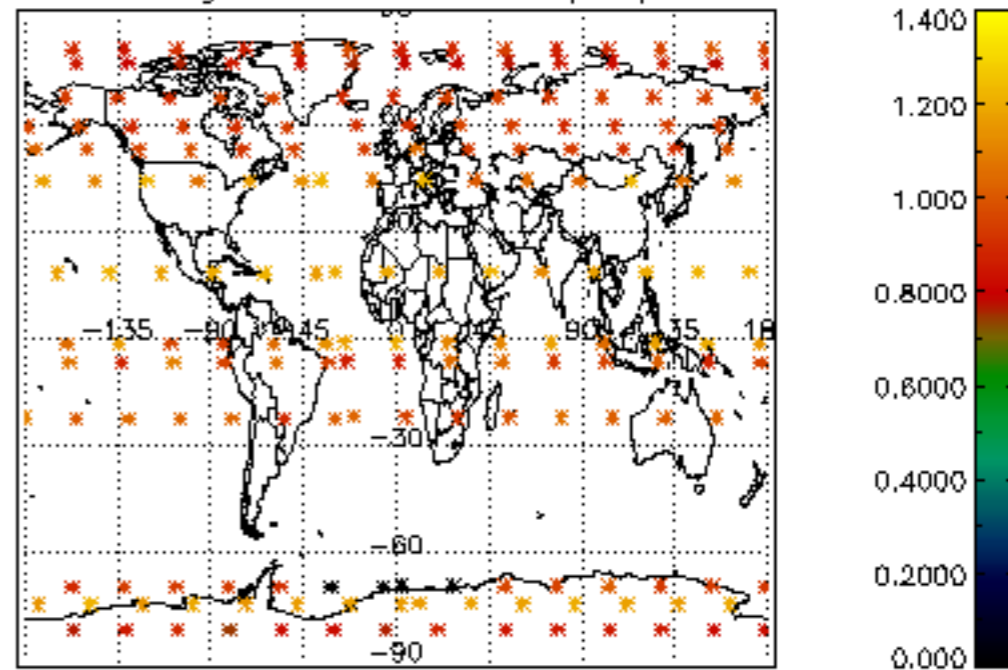




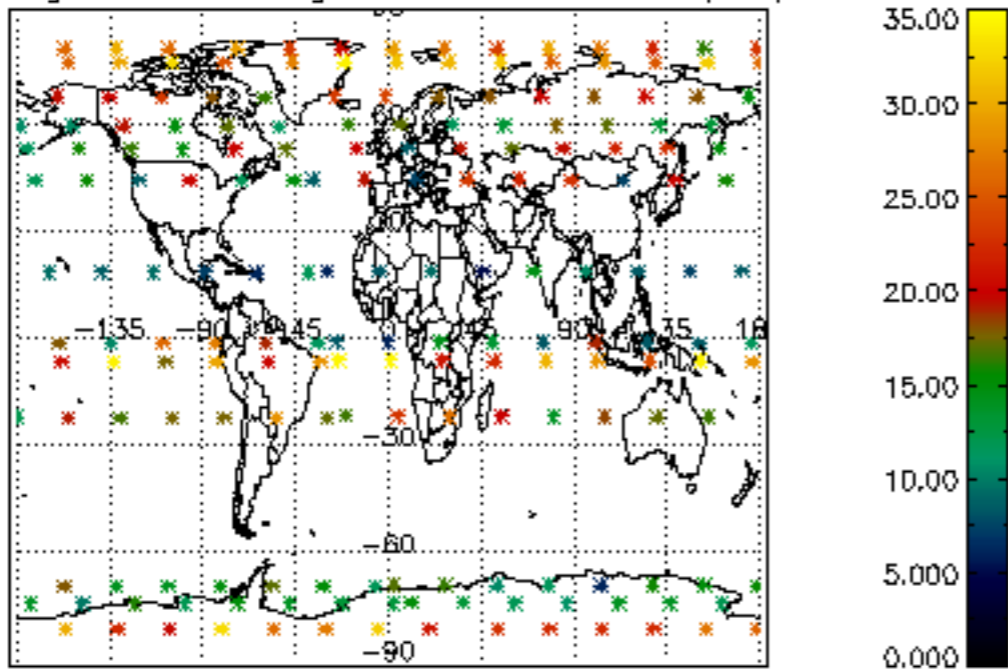
Percentage of cosmic ray hits per profile



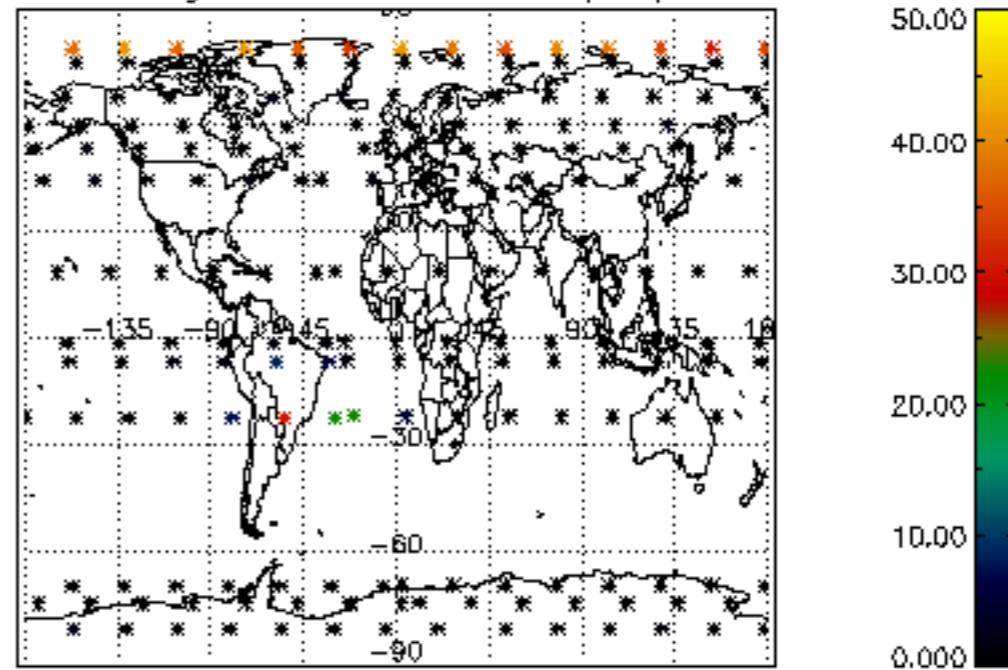
Percentage of datation errors per profile



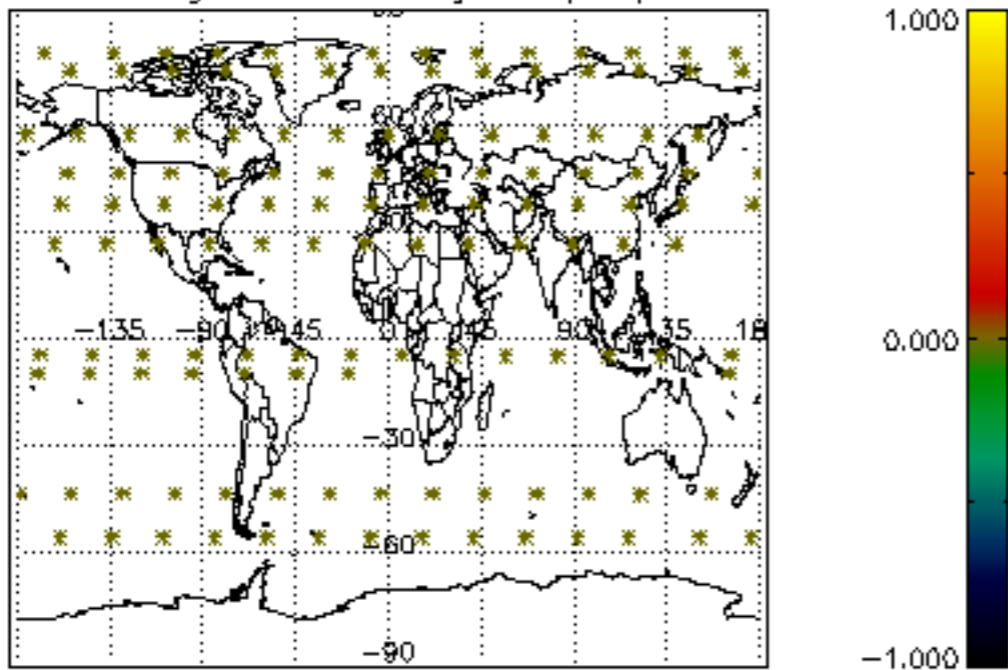
Percentage of star falling outside central band per profile



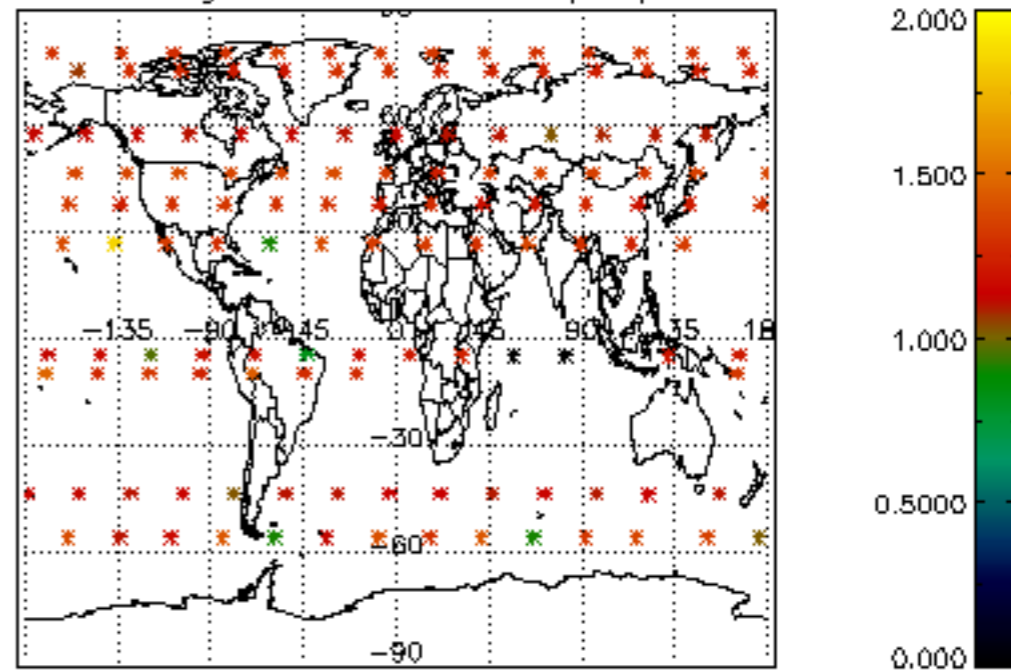
Percentage of saturation errors per profile



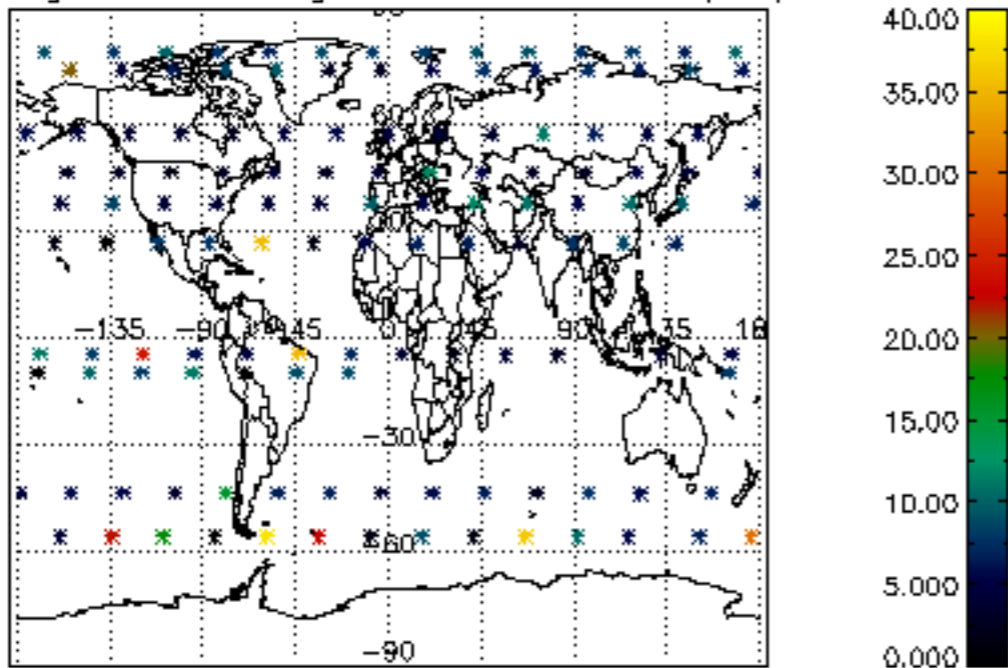
Percentage of cosmic ray hits per profile



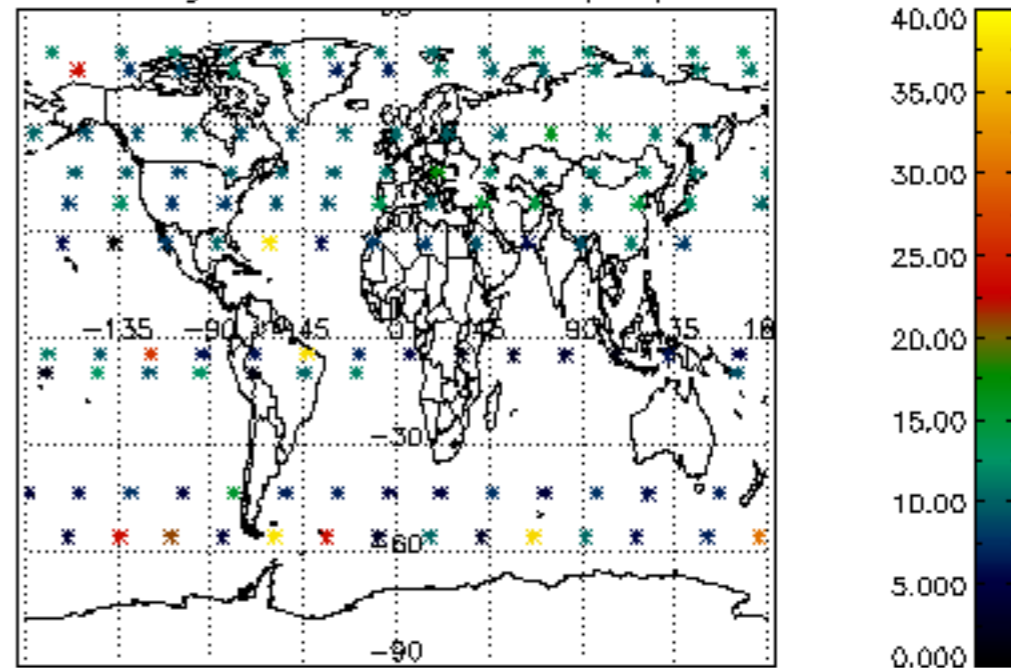
Percentage of datation errors per profile

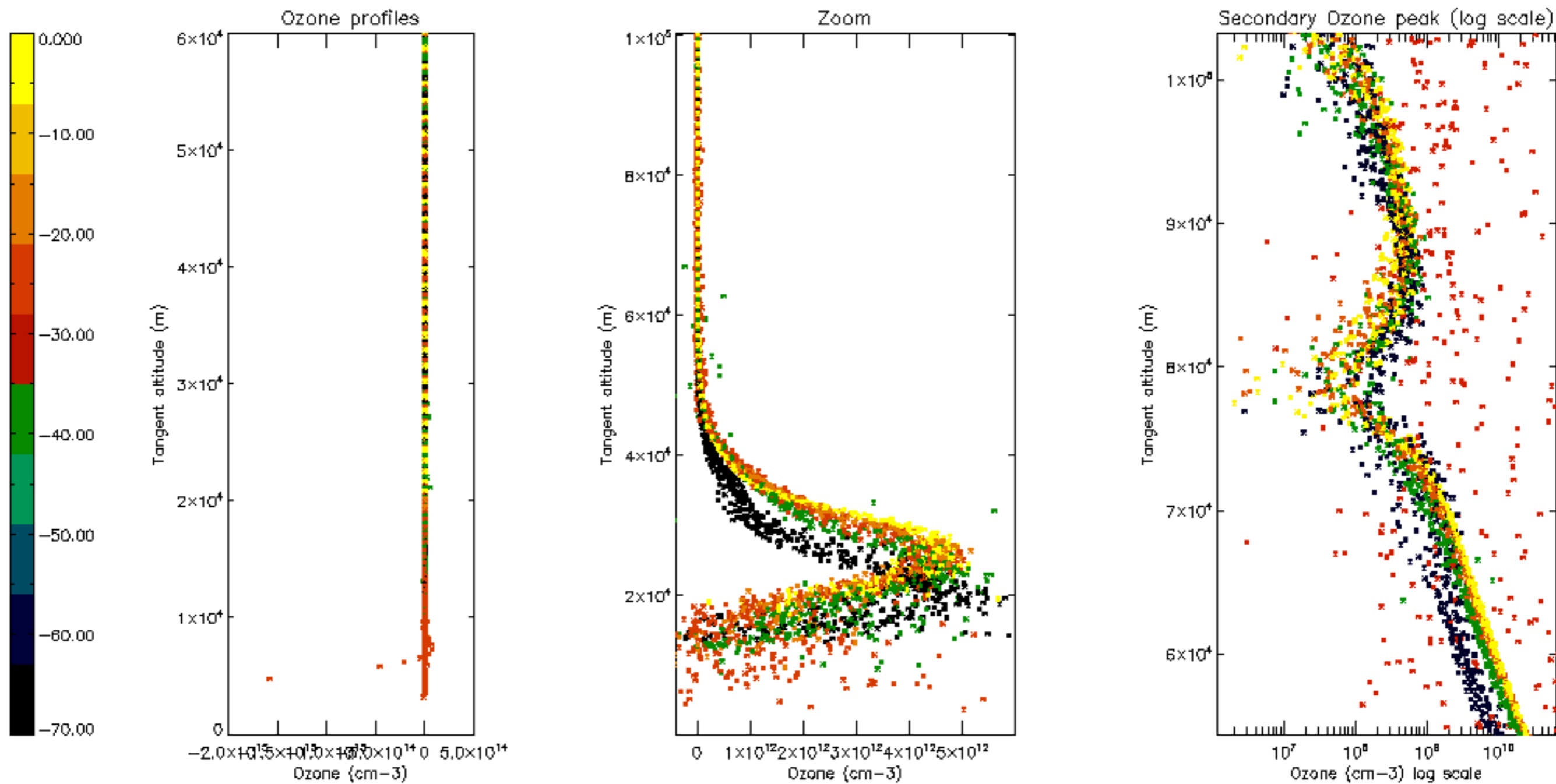


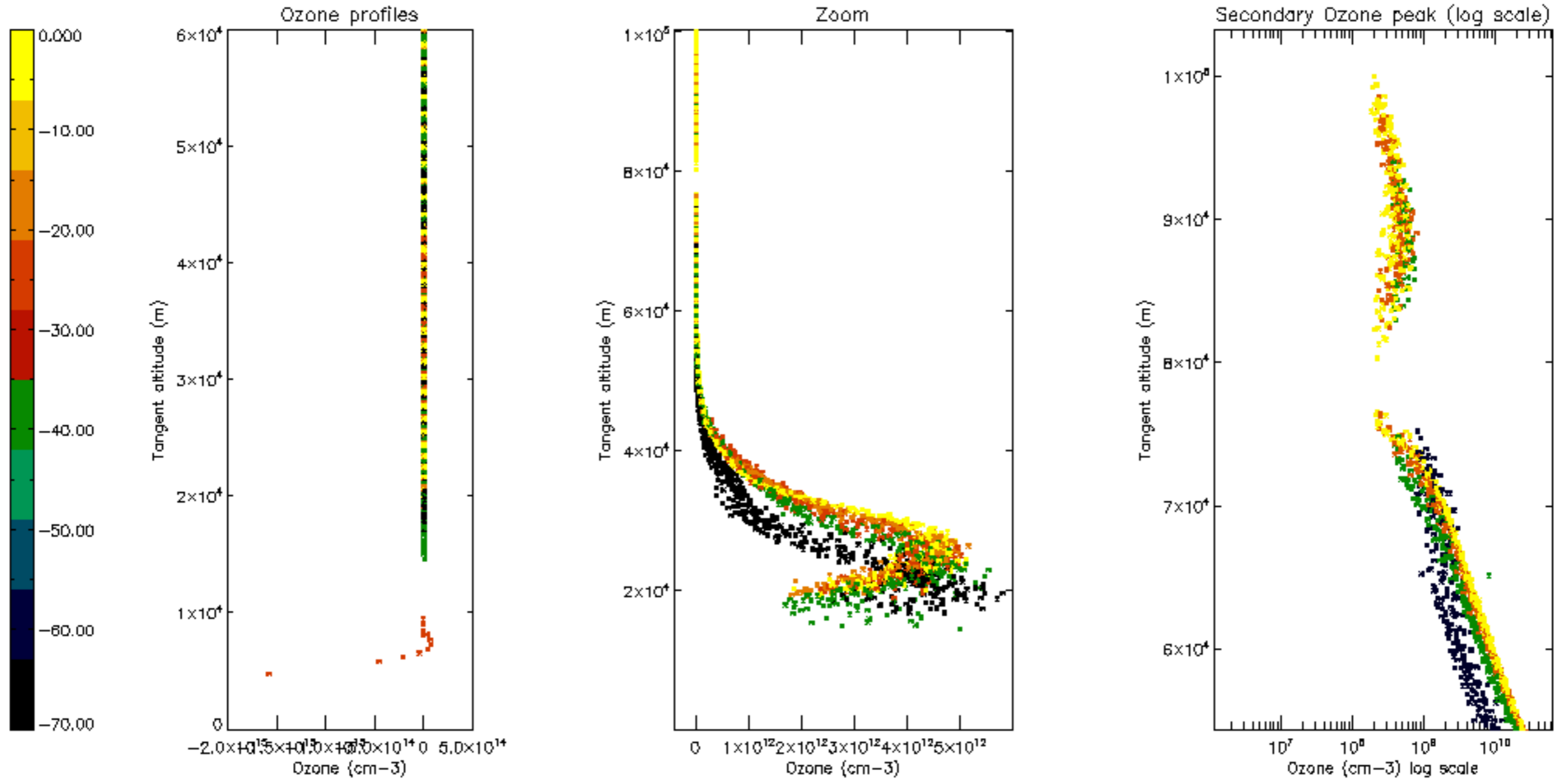
Percentage of star falling outside central band per profile

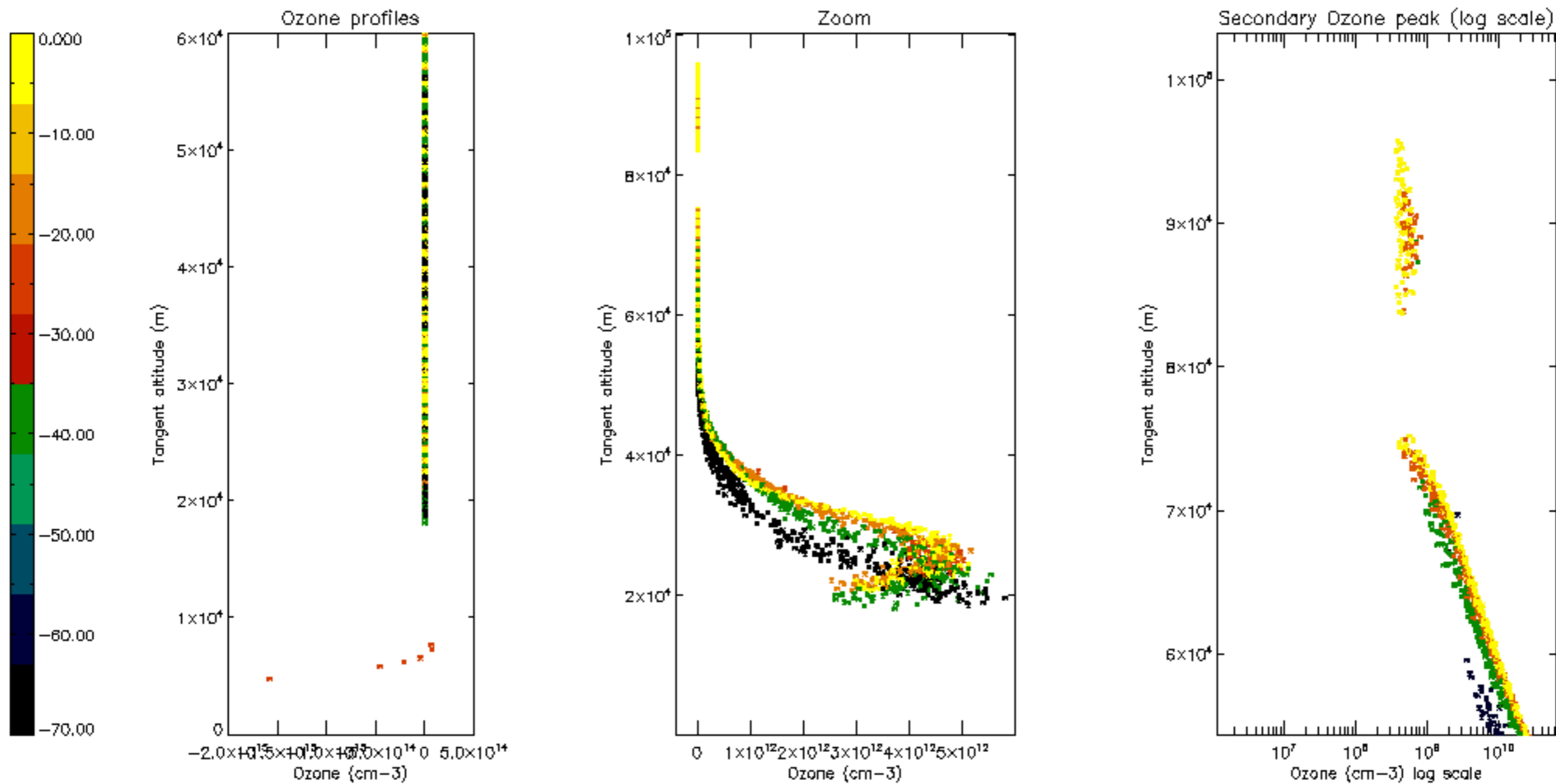


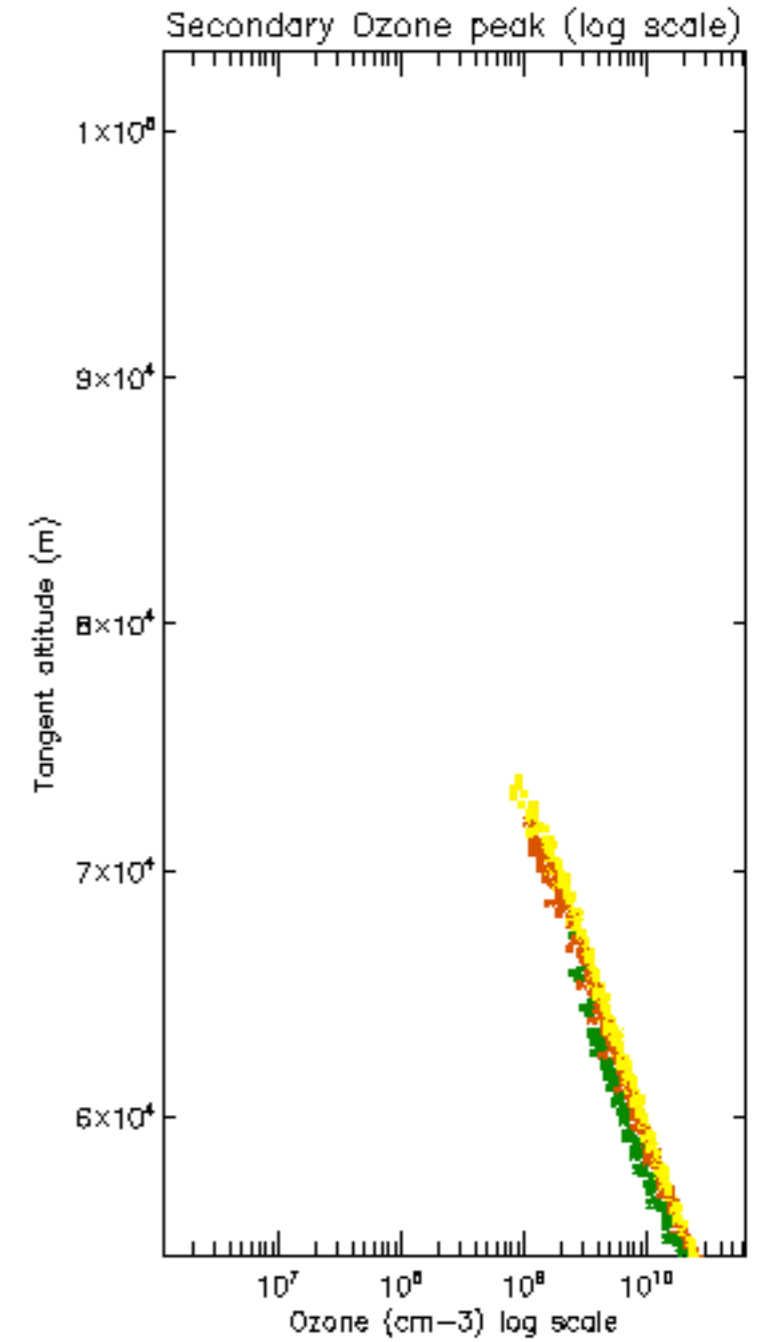
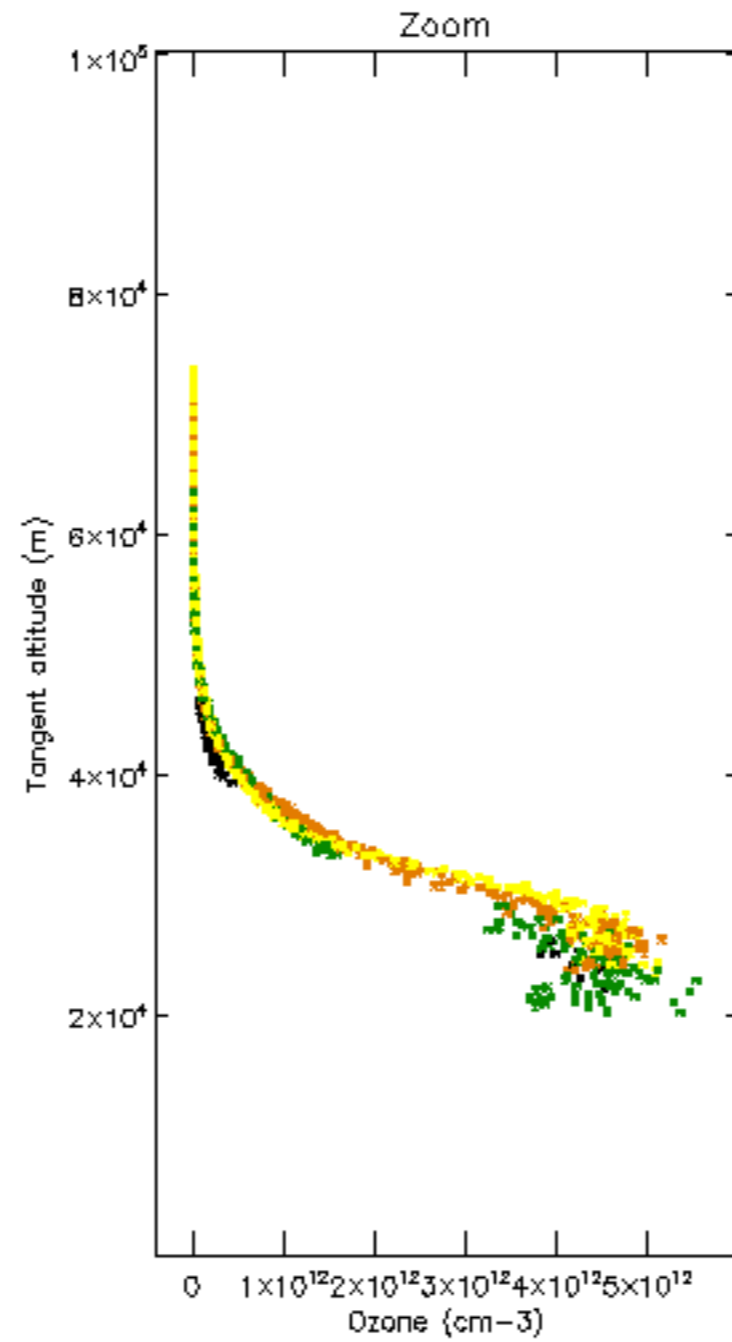
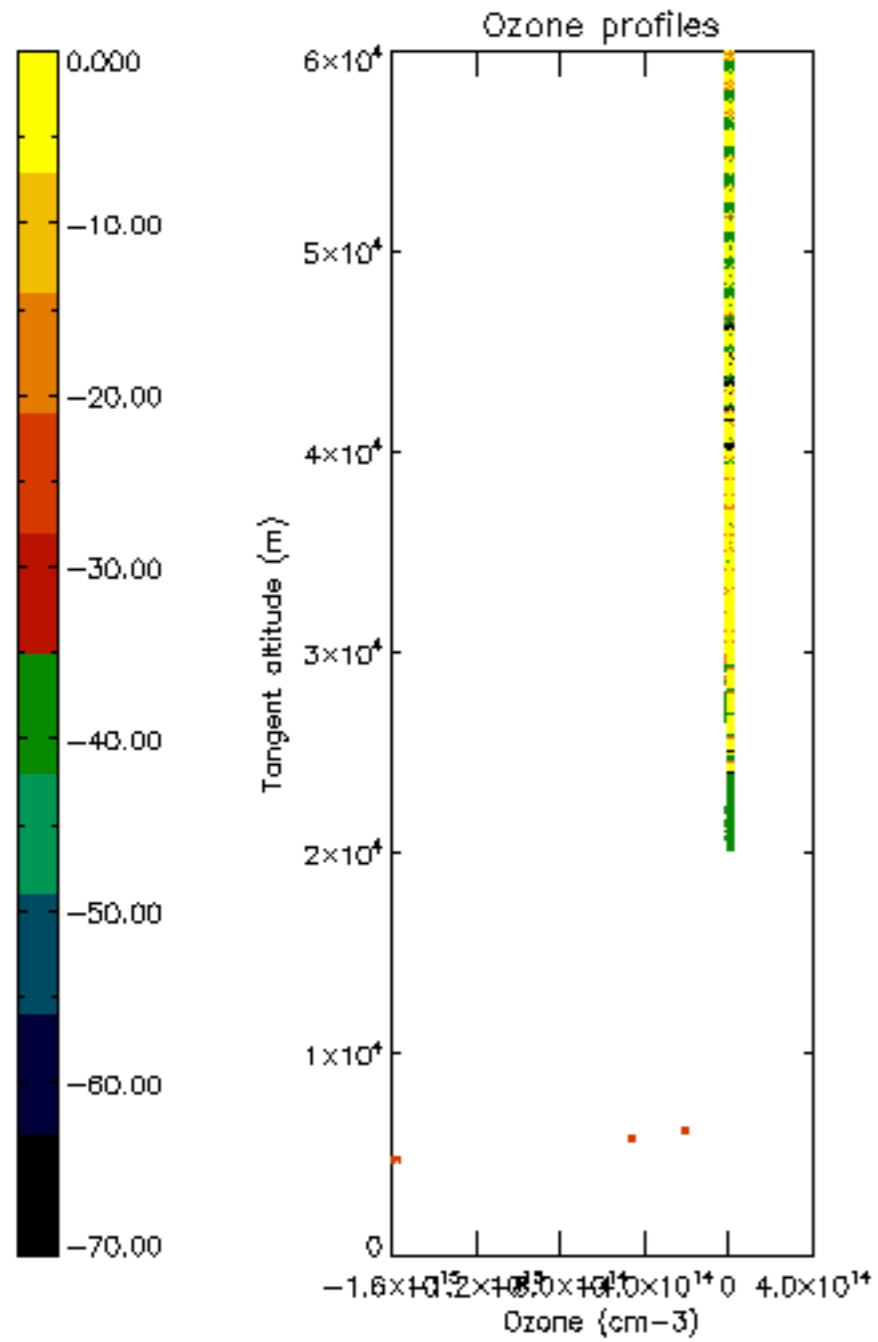
Percentage of saturation errors per profile

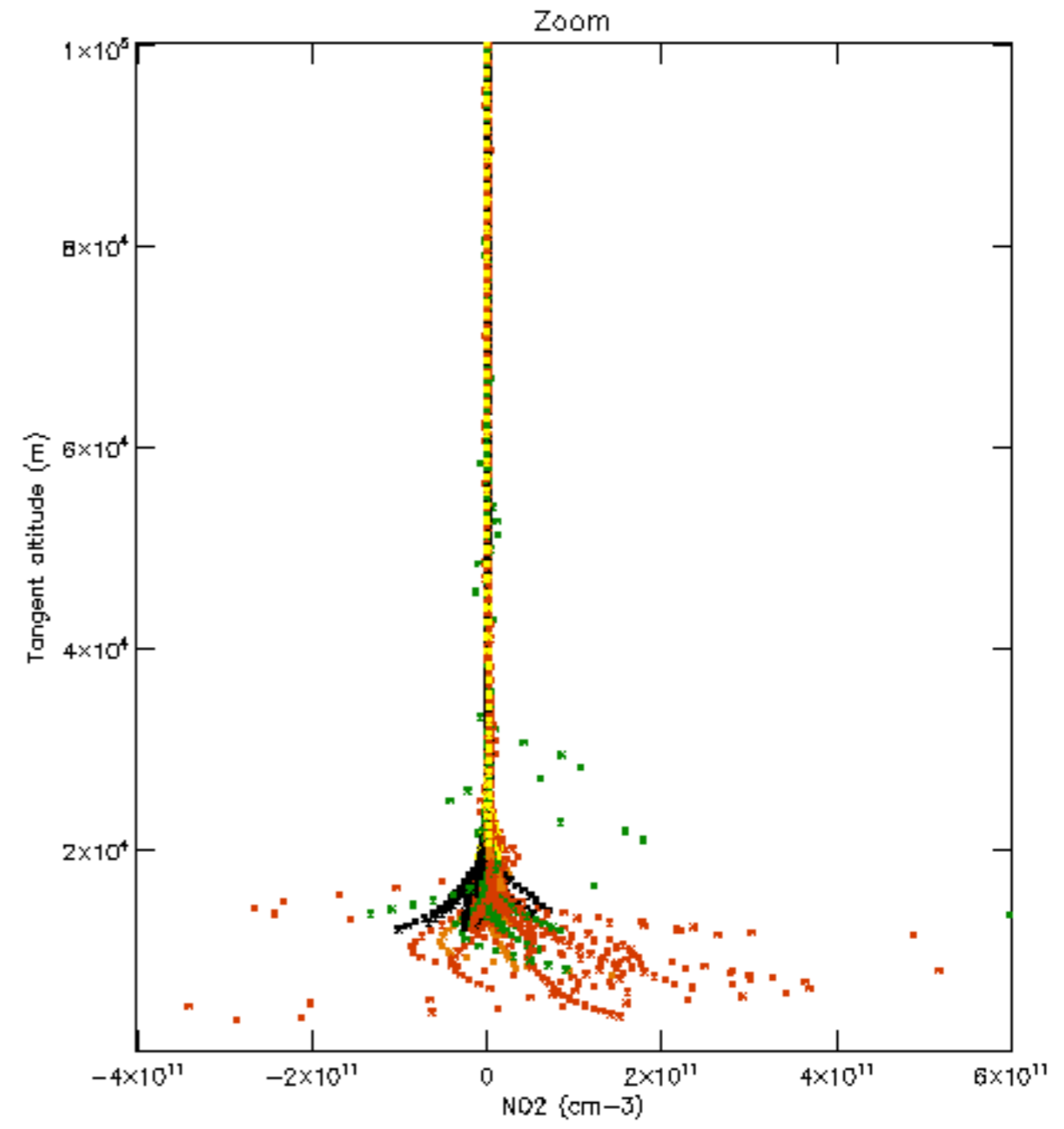
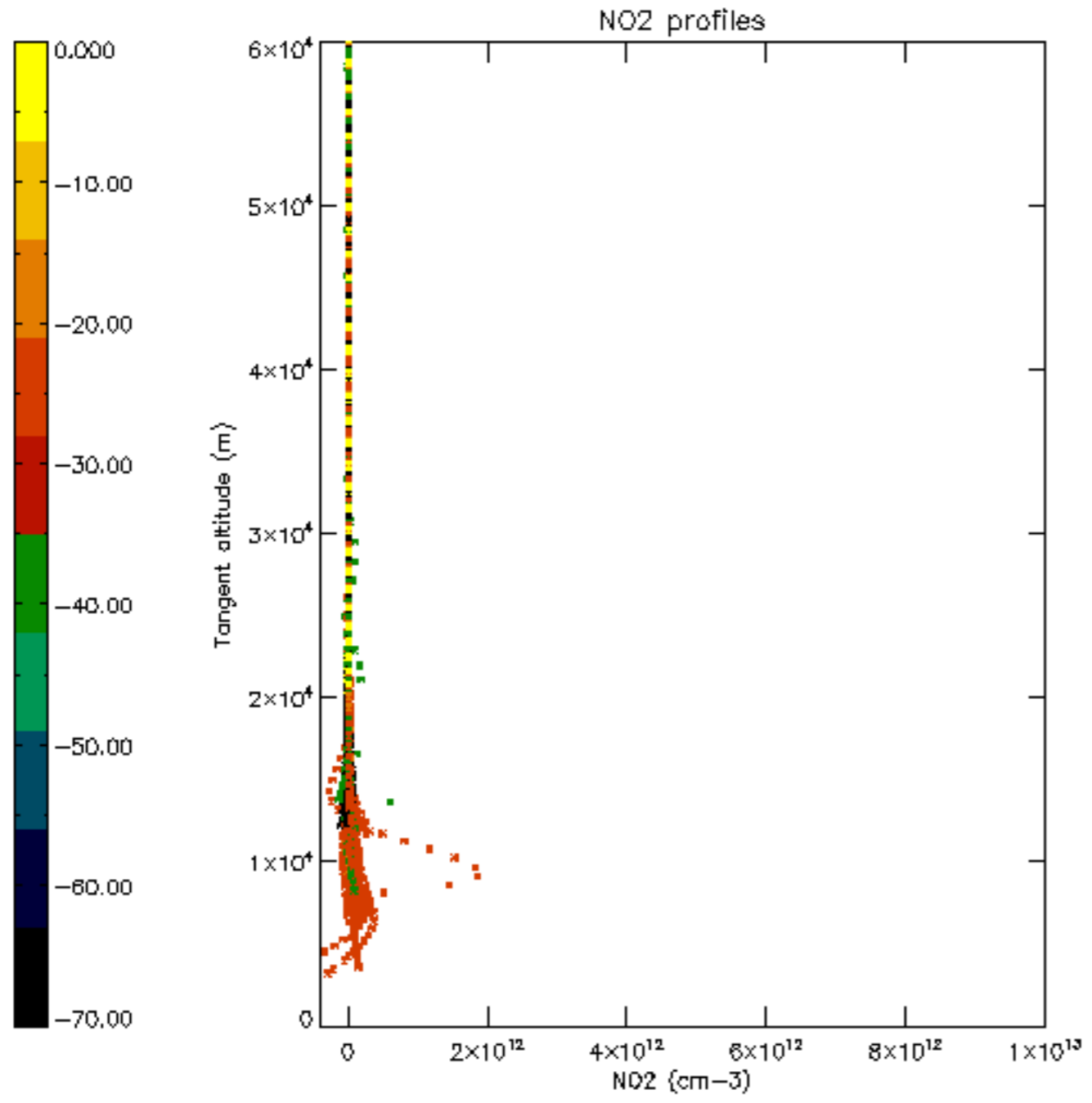


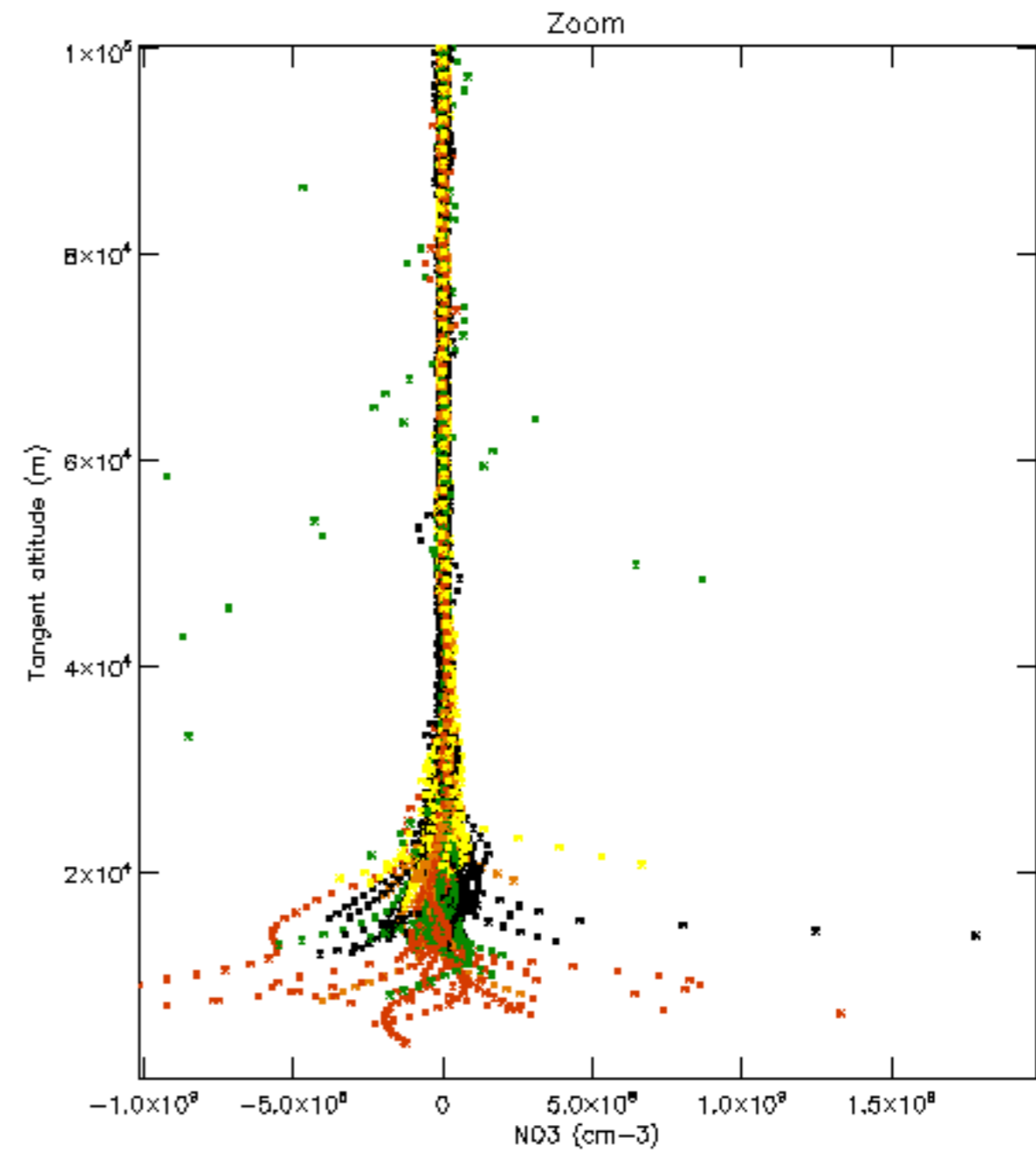
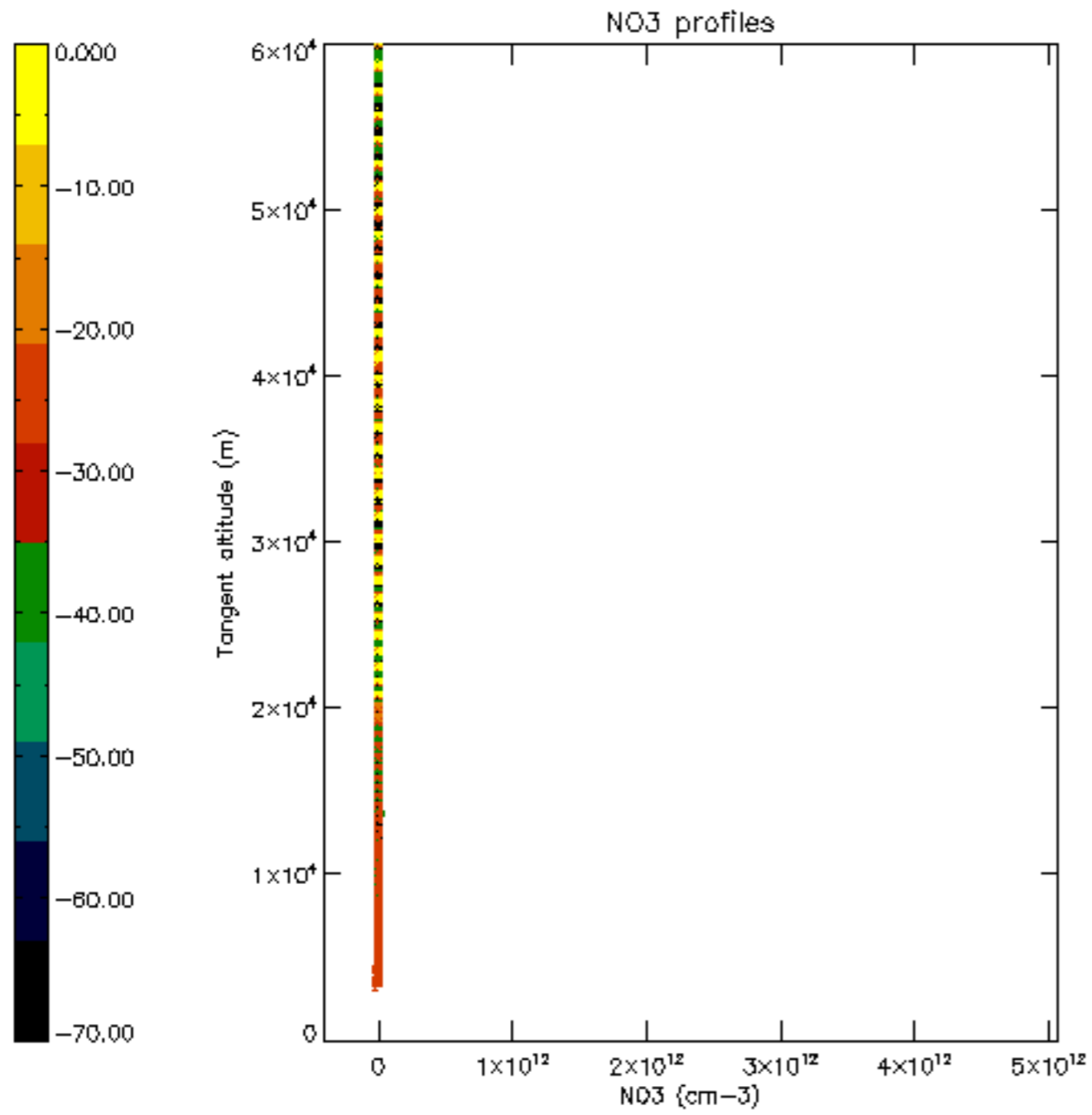


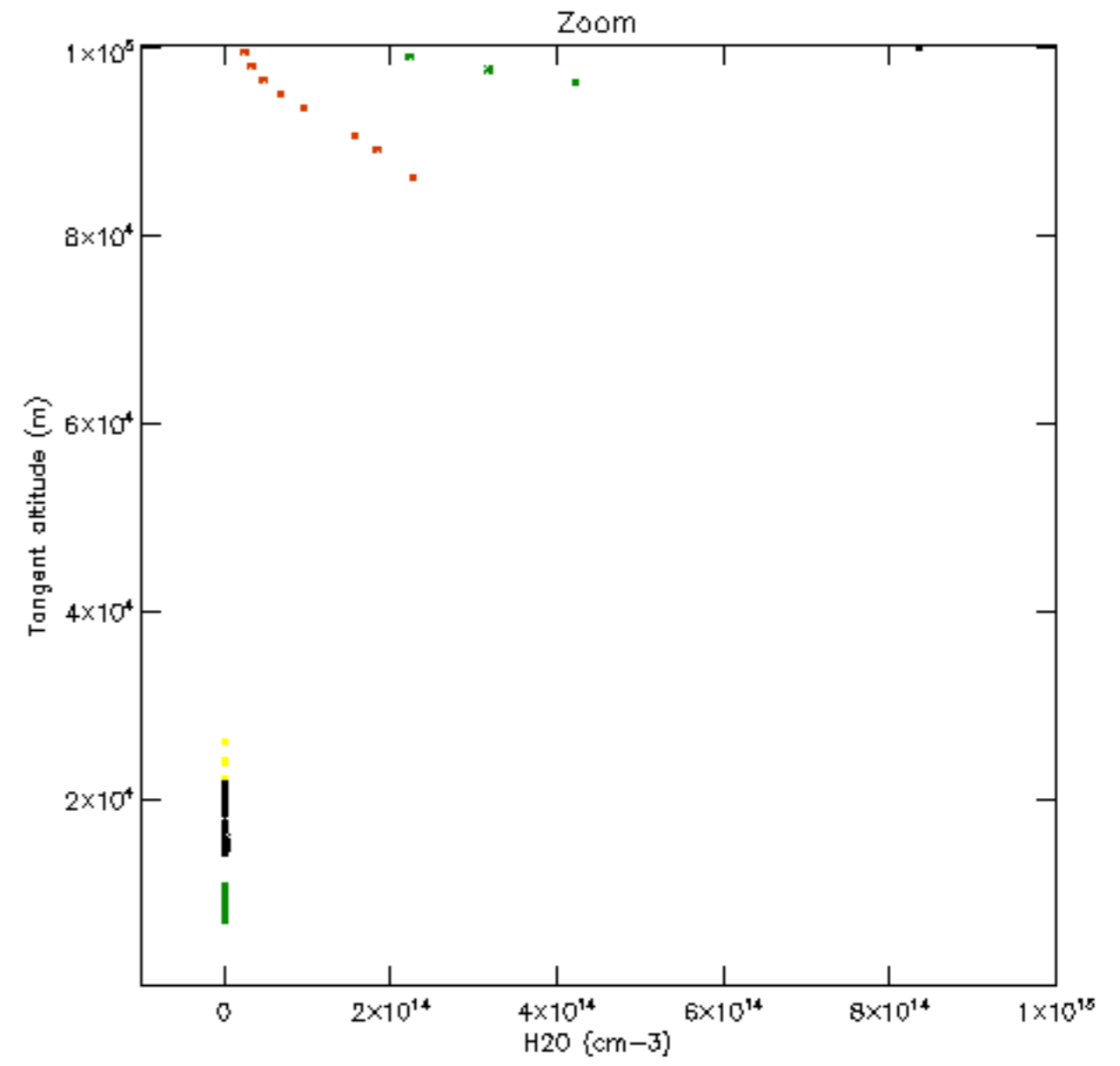
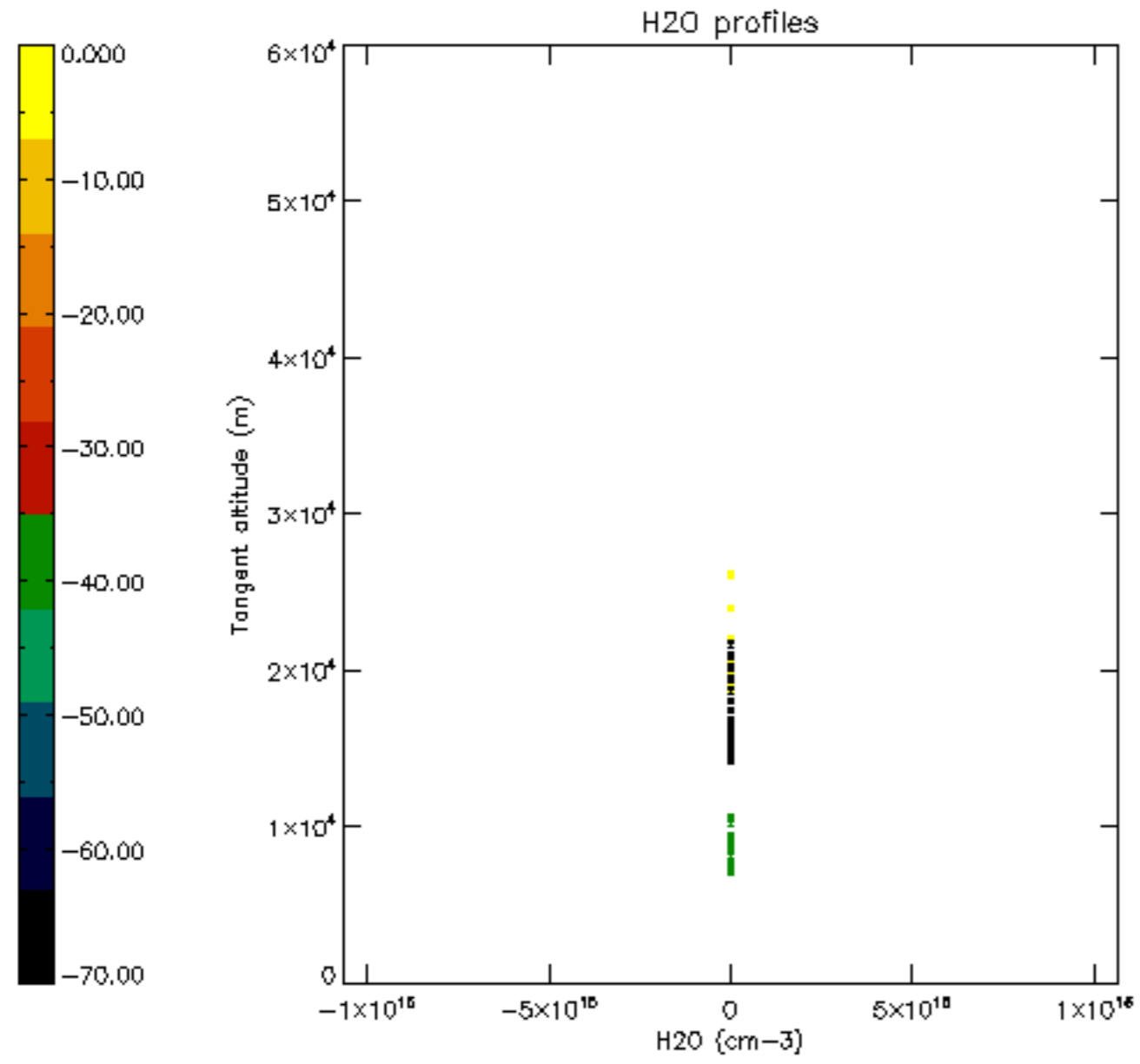


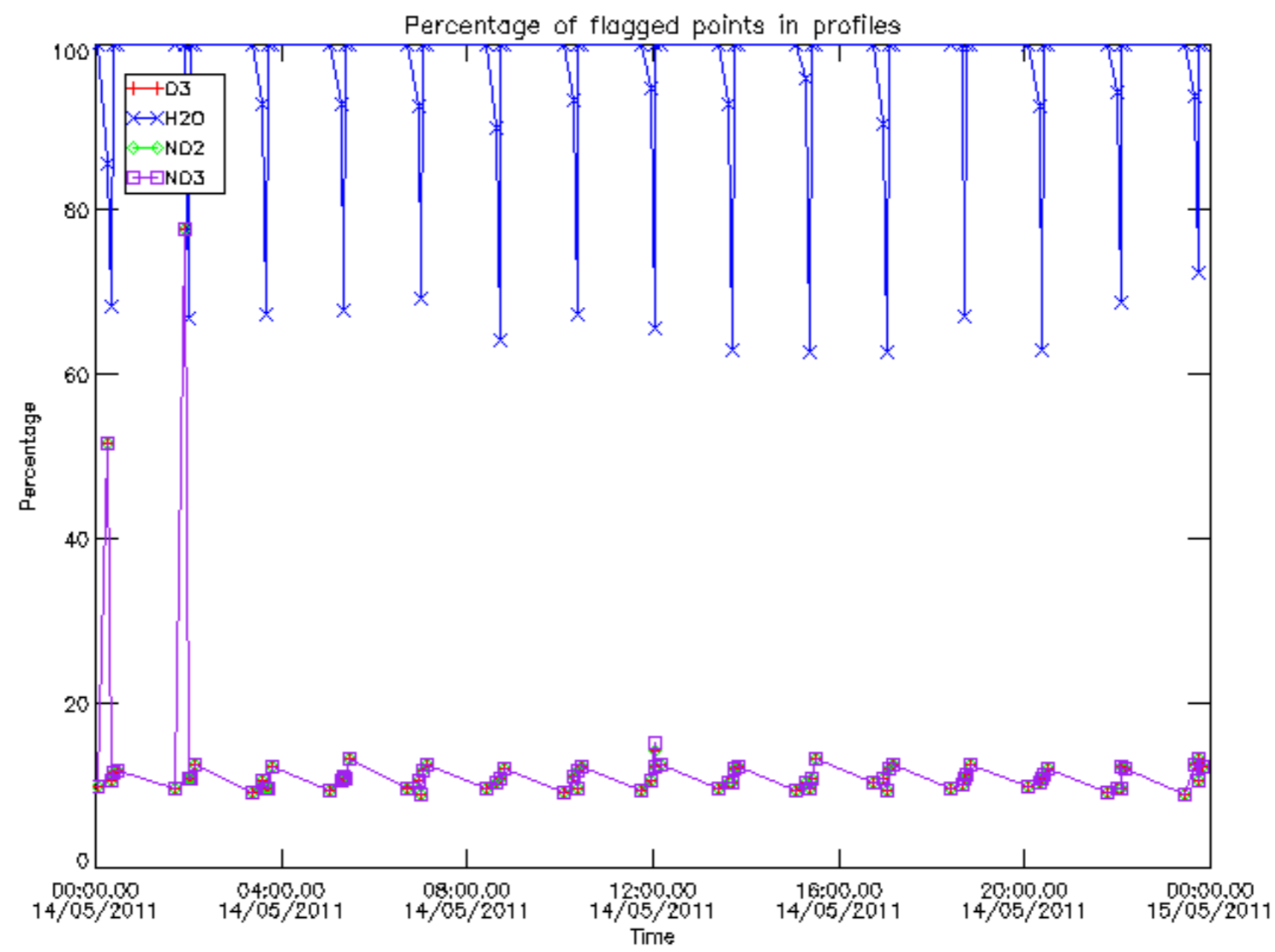




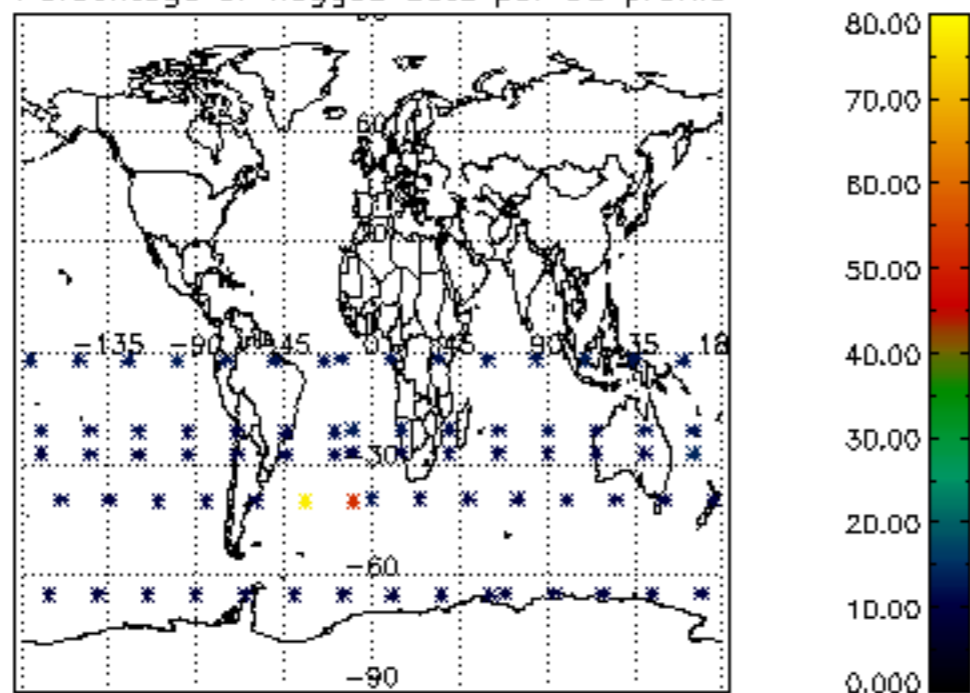




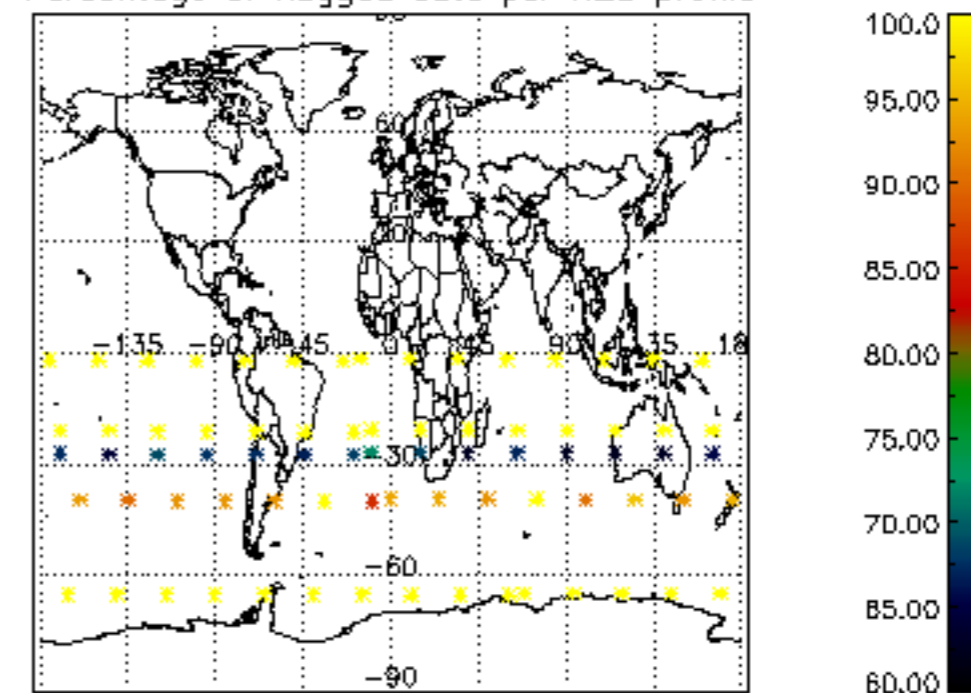




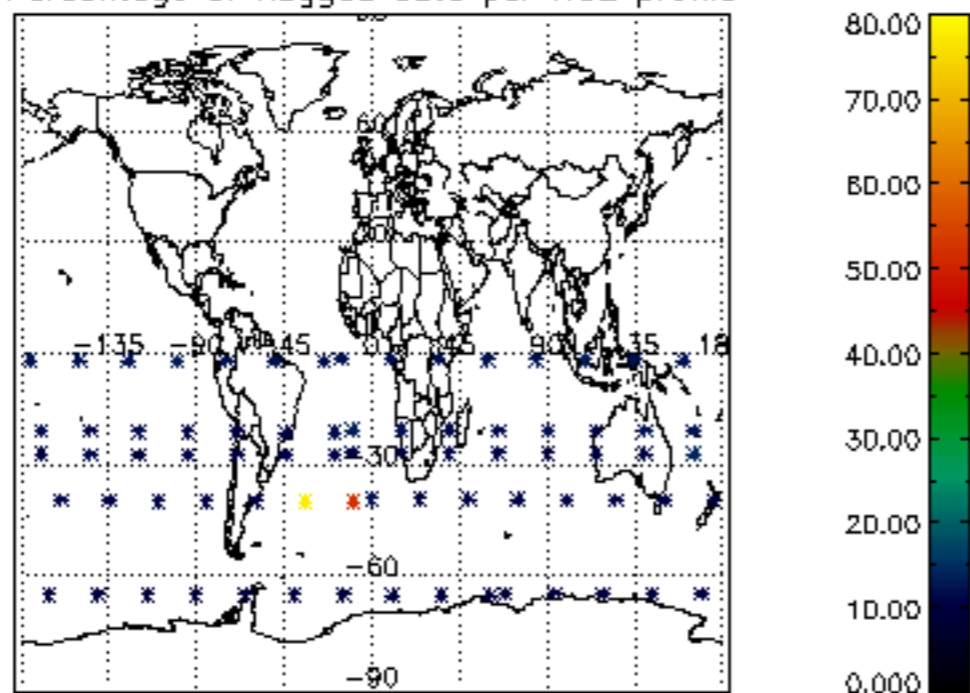
Percentage of flagged data per D3 profile



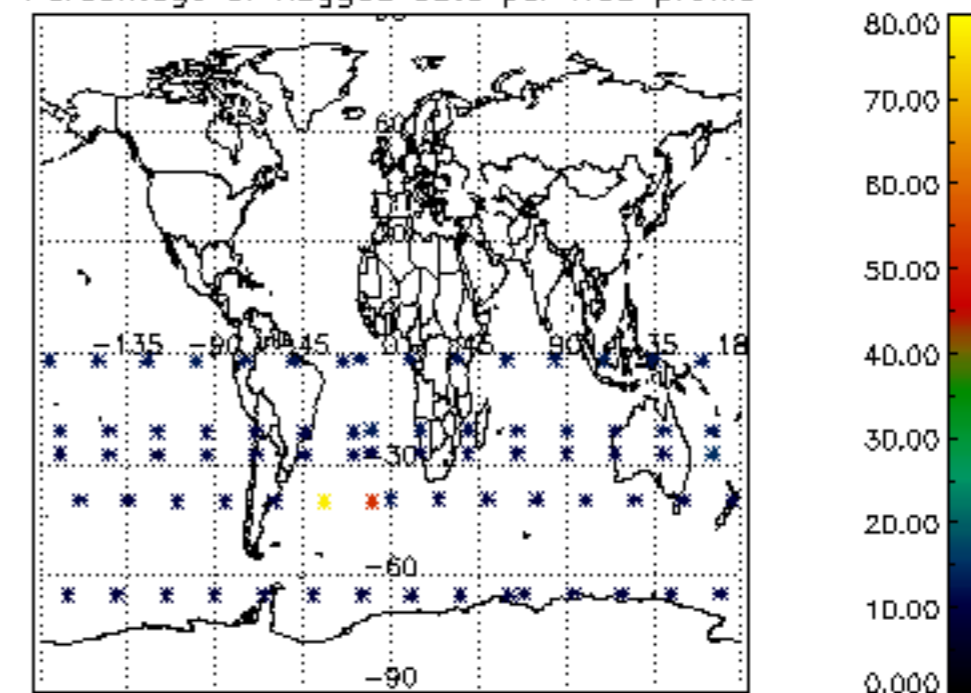
Percentage of flagged data per H2O profile

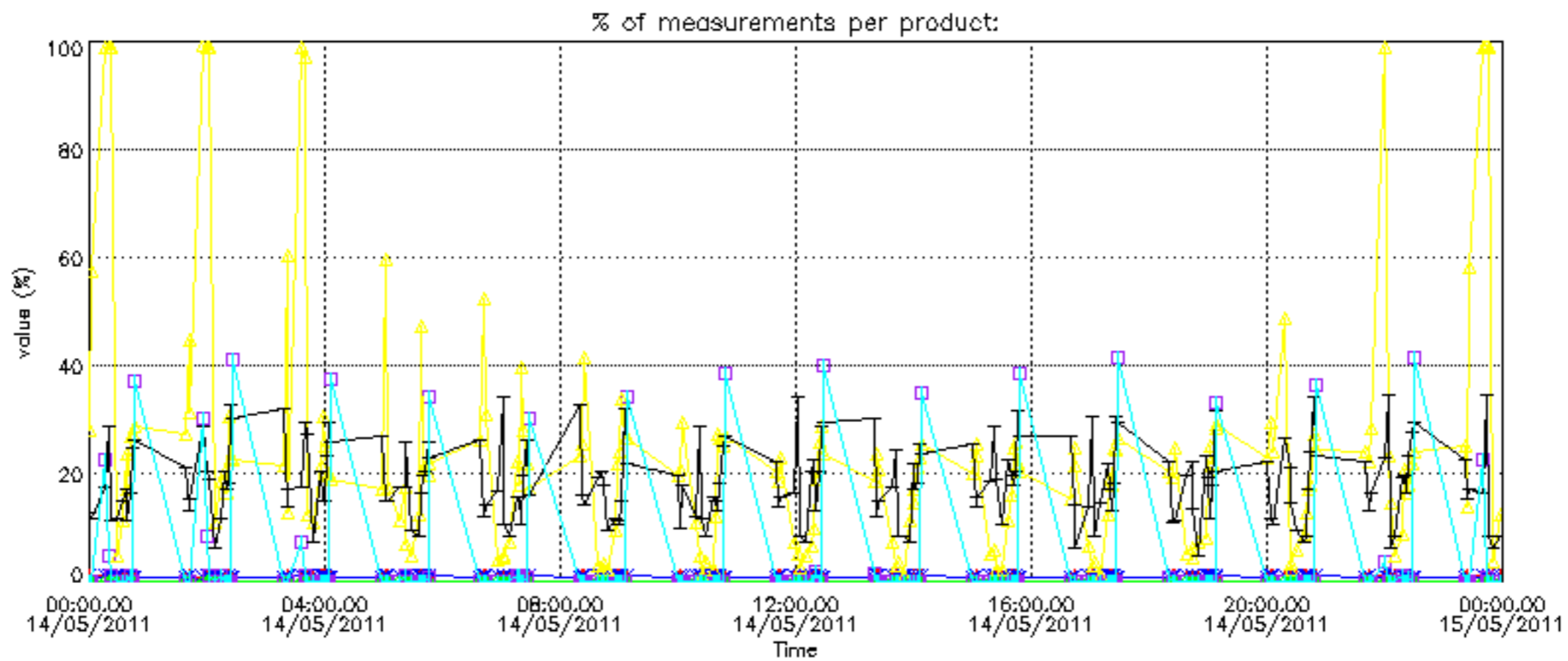


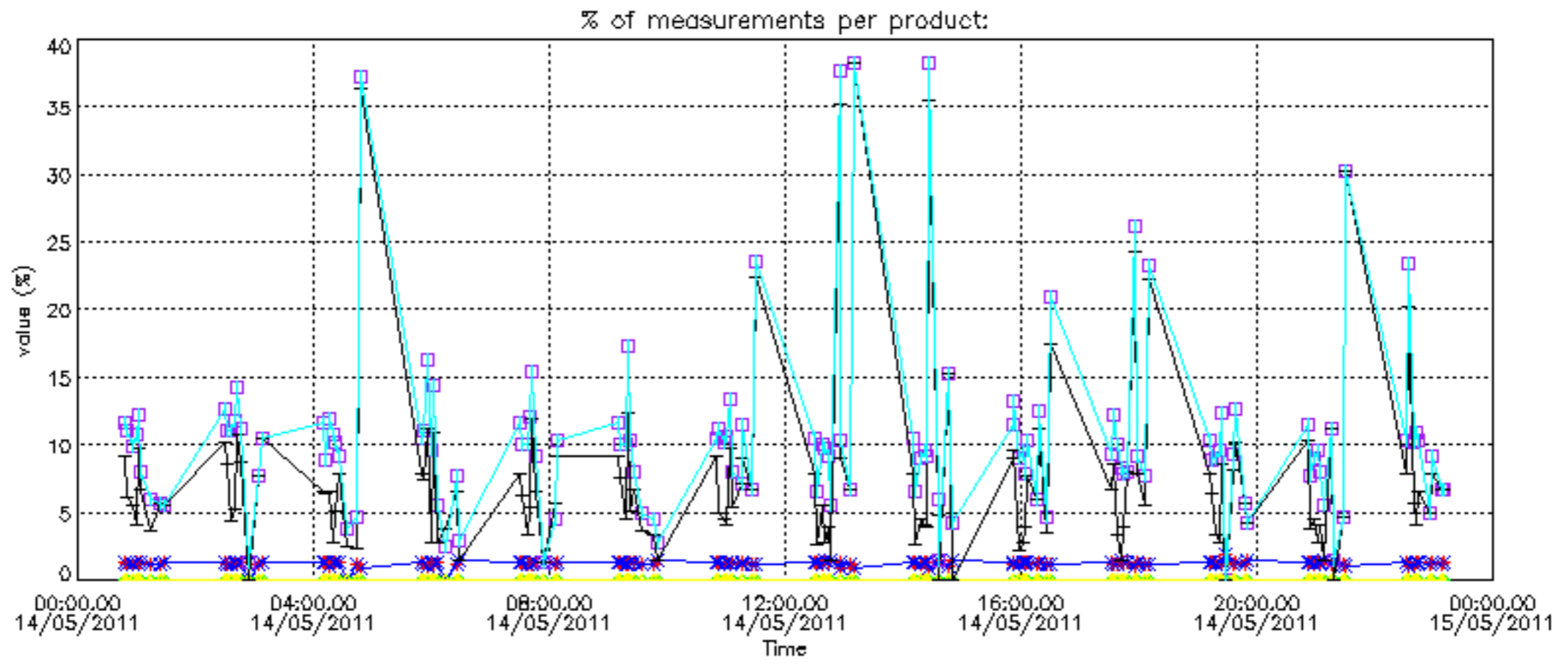
Percentage of flagged data per NO2 profile



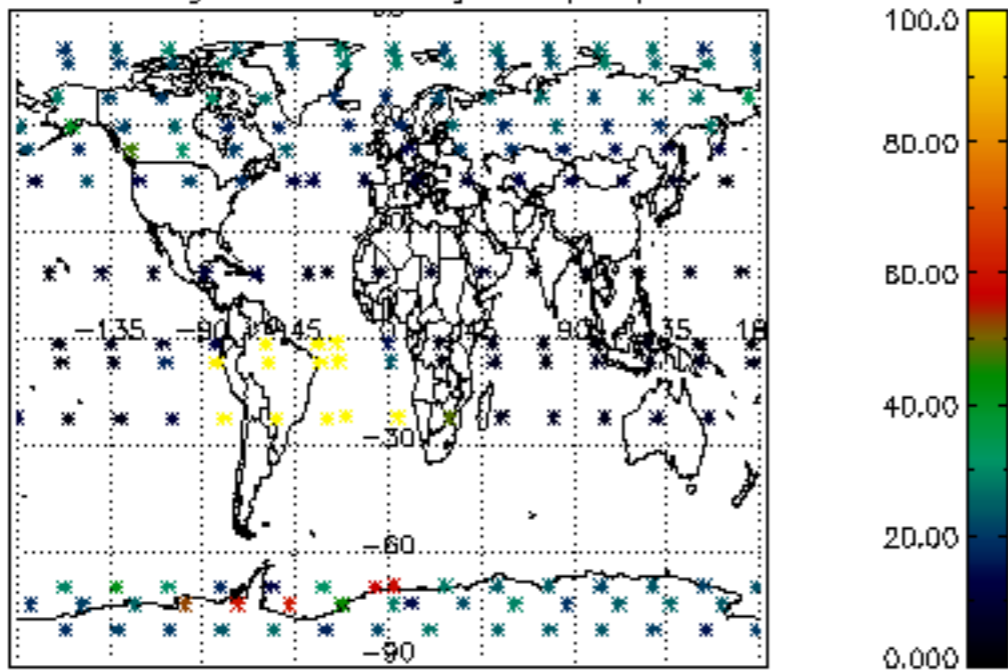
Percentage of flagged data per NO3 profile



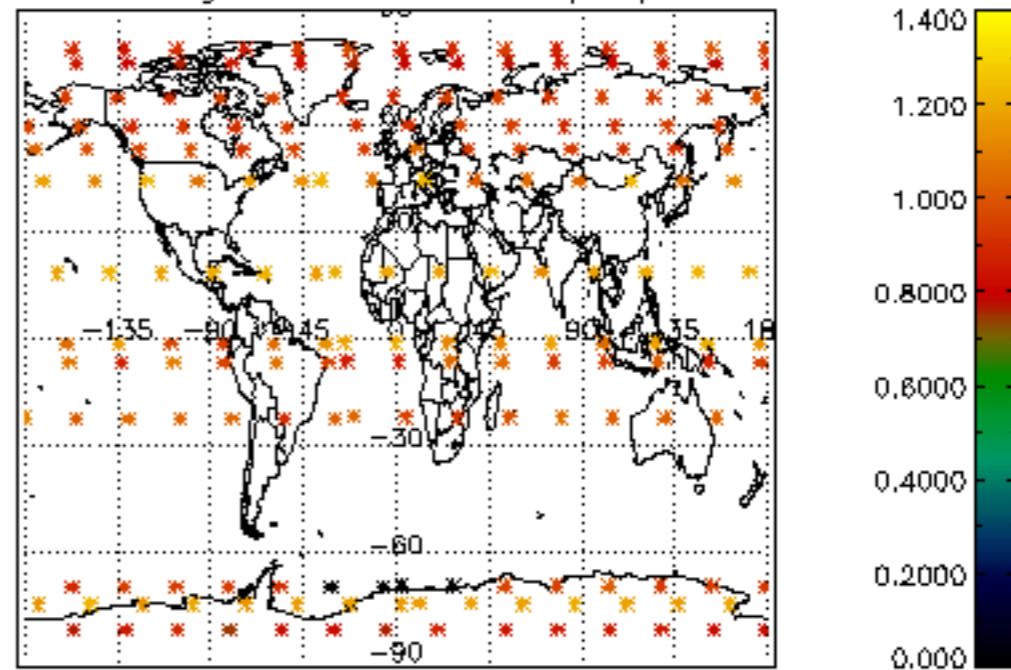




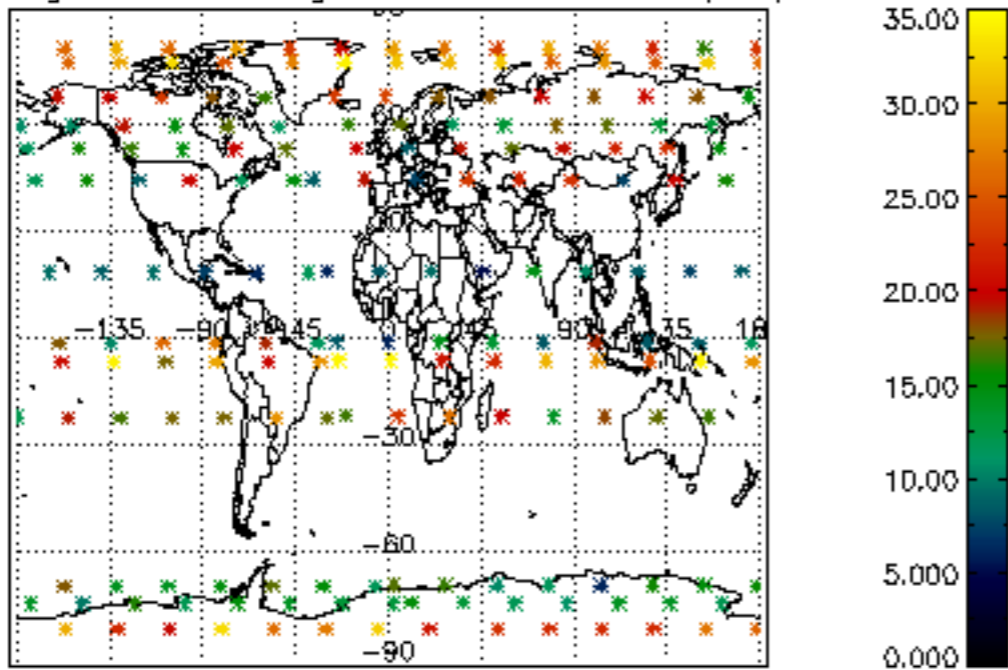
Percentage of cosmic ray hits per profile



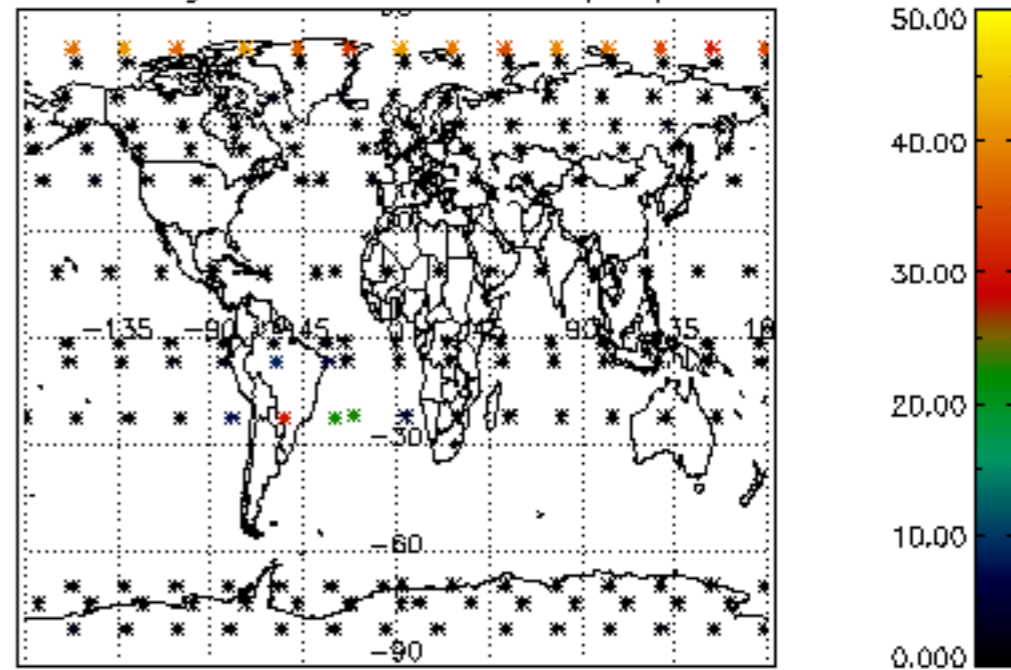
Percentage of datation errors per profile



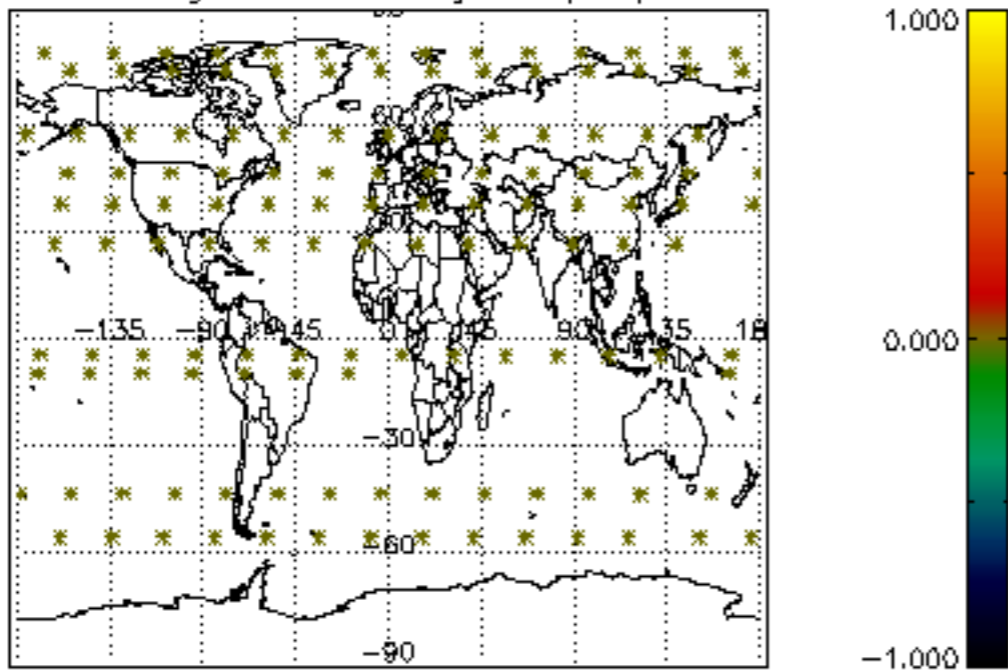
Percentage of star falling outside central band per profile



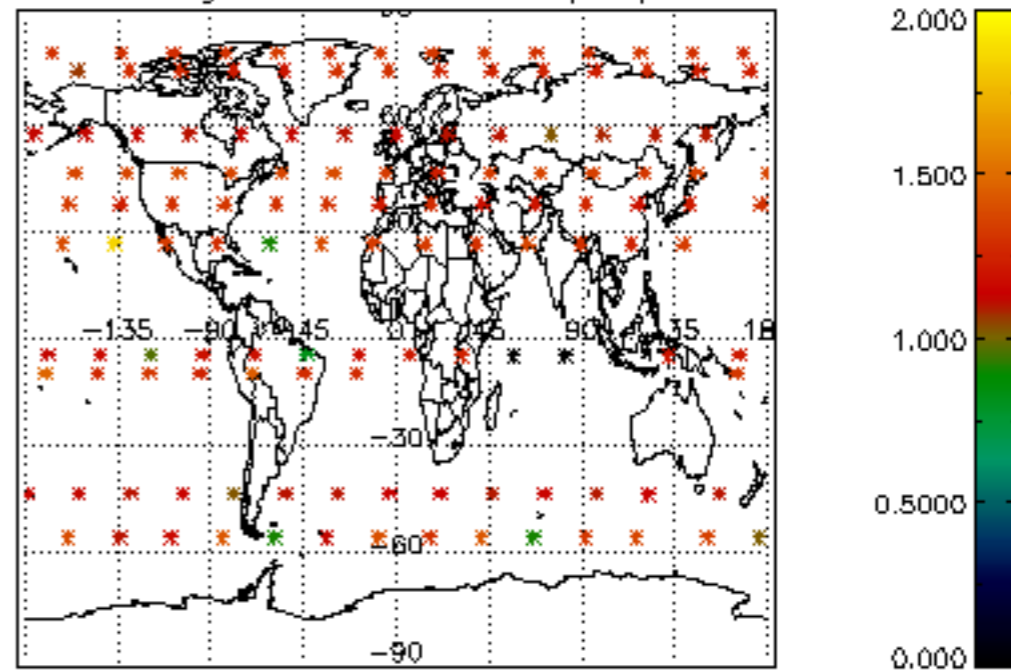
Percentage of saturation errors per profile



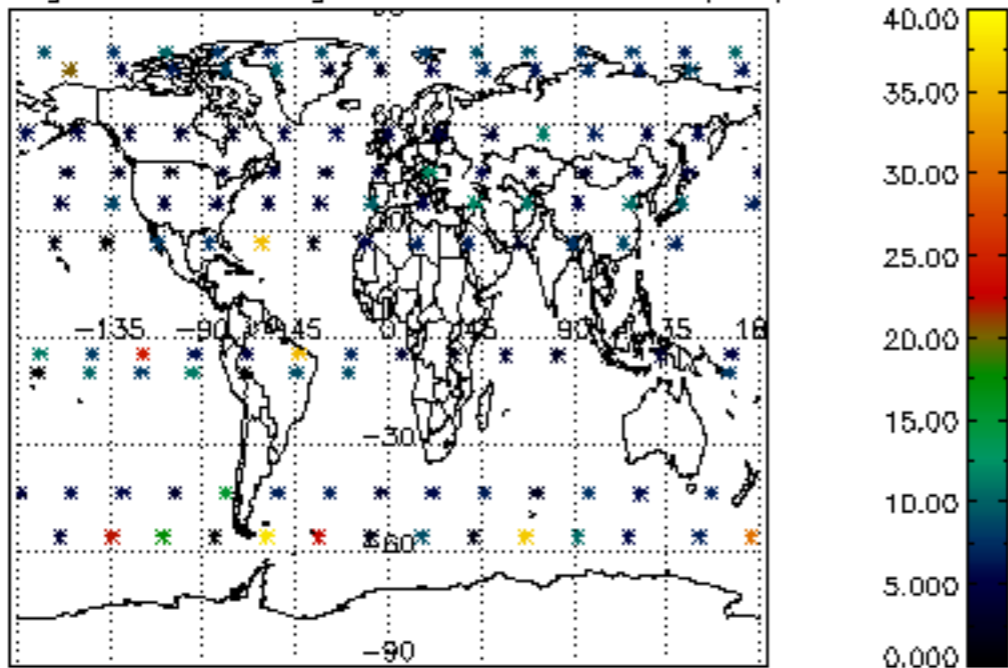
Percentage of cosmic ray hits per profile



Percentage of datation errors per profile



Percentage of star falling outside central band per profile



Percentage of saturation errors per profile

