

GOMOS Level 2 Daily Report

SUMMARY

[1. General Info](#)

[2. Summary of processed GOM_NL_2P products](#)

[3. Level 2 Quality information per product](#)

[3.1 Plot of level 2 quality information per product \(time dependant\)](#)

[3.2 Plot of level 2 quality information per product \(world map\)](#)

[4. Level 1 Quality information per product \(stored on level 2 products\)](#)

[4.1 Plot of level 1 quality information per product \(time dependant\)](#)

[4.1.1 Plot of level 1 quality information per product \(time dependant\): ASCENDING](#)

[4.1.2 Plot of level 1 quality information per product \(time dependant\): DESCENDING](#)

[4.2 Plot of level 1 quality information per product \(world map\)](#)

[4.2.1 Plot of level 1 quality information per product \(world map\): ASCENDING](#)

[4.2.2 Plot of level 1 quality information per product \(world map\): DESCENDING](#)

[5. Ozone profiles based on quality statistics and other trace gas profiles](#)

[5.1 Ozone statistics based on quality of products](#)

[5.2 Plot ozone profiles for all STD \(dark without errors\)](#)

[5.3 Plot ozone profiles where STD < 20% \(dark without errors\)](#)

[5.4. Plot ozone profiles where STD < 10% \(dark without errors\)](#)

[5.5. Plot ozone profiles where STD < 5% \(dark without errors\)](#)

[5.6 Plot NO2 profiles for all STD \(dark without errors\)](#)

[5.7 Plot NO3 profiles for all STD \(dark without errors\)](#)

[5.8 Plot H2O profiles \(only for occultations of stars 1,2,3,4,13,14,16,26,63 dark without errors\) for all STD](#)

[6. Auxiliary Data Files used for the production reported in section 2](#)

This report presents the daily analysis on parameters extracted from GOMOS level 2 data (GOM_NL__2P). It is intended to monitor some important parameters that will impact the quality of these products. A list of level 2 products (and content) that have arrived during the reporting day to the PCF is also given.

Item	Value
Time of report generation	24APR2013 13:33:17
Data source version	GOMOS/6.01
Start time of products	13-05-2011 (13MAY2011 00:00:00)
Stop time of products	14-05-2011 (14MAY2011 00:00:00)
Store outputs in DB	Yes
Nb of level 2 prods	313
Nb of prods with errors	0

2. Summary of processed GOM_NL__2P products.

Nr	Filename	UTC Start time	Limb	Duration	Star Id	Star Name	Star Mag	Star Temp	Nb Meas	Orbit	Prod. error
1	GOM_NL__2PRFIN20110513_000128_000000383102_00246_48105_6723.N1	13-MAY-2011 00:01:28	Bright	38.000	180	27Gam Boo	3.0400	8000.0	76	48105	No
2	GOM_NL__2PRFIN20110513_001017_000000423102_00246_48105_6724.N1	13-MAY-2011 00:10:17	Bright	42.000	119	14Eta Dra	2.7270	4700.0	84	48105	No
3	GOM_NL__2PRFIN20110513_002109_000000443102_00246_48105_6725.N1	13-MAY-2011 00:21:09	Bright	44.000	89	5Alp Cep	2.4510	8000.0	88	48105	No
4	GOM_NL__2PRFIN20110513_002429_000000353102_00246_48105_6726.N1	13-MAY-2011 00:24:29	Bright	35.000	74	11Bet Cas	2.2680	6600.0	70	48105	No
5	GOM_NL__2PRFIN20110513_003434_000000583102_00246_48105_6727.N1	13-MAY-2011 00:34:34	Twilight	57.500	93	53Bet Peg	2.5200	3100.0	115	48105	No
6	GOM_NL__2PRFIN20110513_003737_000000413102_00246_48105_6728.N1	13-MAY-2011 00:37:37	Twilight	40.500	140	88Gam Peg	2.8340	26000.	81	48105	No
7	GOM_NL__2PRFIN20110513_003906_000000503102_00246_48105_6729.N1	13-MAY-2011 00:39:06	Dark	50.000	90	54Alp Peg	2.4870	11000.	100	48105	No
8	GOM_NL__2PRFIN20110513_005233_000000493102_00246_48105_6730.N1	13-MAY-2011 00:52:33	Dark	48.500	18	24Alp PsA	1.1660	9700.0	97	48105	No
9	GOM_NL__2PRFIN20110513_005658_000000453102_00246_48105_6731.N1	13-MAY-2011 00:56:58	Dark	45.000	63	Bet Gru	2.1500	2800.0	90	48105	No
10	GOM_NL__2PRFIN20110513_005823_000000433102_00246_48105_6732.N1	13-MAY-2011 00:58:23	Dark	43.000	31	Alp Gru	1.7340	15200.	86	48105	No
11	GOM_NL__2PRFIN20110513_010356_000000433102_00247_48106_6723.N1	13-MAY-2011 01:03:56	Dark	42.500	45	Alp Pav	1.9400	26000.	85	48106	No
12	GOM_NL__2PRFIN20110513_011113_000000503102_00247_48106_6724.N1	13-MAY-2011 01:11:13	Straylight	49.500	141	Bet Ara	2.8400	4600.0	99	48106	No
13	GOM_NL__2PRFIN20110513_011340_000000513102_00247_48106_6725.N1	13-MAY-2011 01:13:40	Straylight	50.500	40	The Sco	1.8590	7100.0	101	48106	No
14	GOM_NL__2PRFIN20110513_011531_000000563102_00247_48106_6726.N1	13-MAY-2011 01:15:31	Straylight	56.000	25	35Lam Sco	1.6200	28000.	112	48106	No
15	GOM_NL__2PRFIN20110513_011758_000000533102_00247_48106_6727.N1	13-MAY-2011 01:17:58	Straylight	52.500	75	26Eps Sco	2.2910	4250.0	105	48106	No
16	GOM_NL__2PRFIN20110513_012108_000000663102_00247_48106_6728.N1	13-MAY-2011 01:21:08	Twilight	65.500	16	21Alp Sco	1.0200	3000.0	131	48106	No
17	GOM_NL__2PRFIN20110513_012255_000000533102_00247_48106_6729.N1	13-MAY-2011 01:22:55	Bright	52.500	80	7Del Sco	2.3160	30000.	105	48106	No
18	GOM_NL__2PRFIN20110513_012540_000000403102_00247_48106_6730.N1	13-MAY-2011 01:25:40	Bright	40.000	122	9Alp2Lib	2.7470	9700.0	80	48106	No
19	GOM_NL__2PRFIN20110513_012734_000000433102_00247_48106_6731.N1	13-MAY-2011 01:27:34	Bright	42.500	104	27Bet Lib	2.6140	13100.	85	48106	No
20	GOM_NL__2PRFIN20110513_013303_000000463102_00247_48106_6732.N1	13-MAY-2011 01:33:03	Bright	45.500	102	24Alp Ser	2.6000	4250.0	91	48106	No
21	GOM_NL__2PRFIN20110513_013602_000000373102_00247_48106_6733.N1	13-MAY-2011 01:36:02	Bright	37.000	3	16Alp Boo	-0.050000	4250.0	74	48106	No
22	GOM_NL__2PRFIN20110513_013835_000000403102_00247_48106_6734.N1	13-MAY-2011 01:38:35	Bright	39.500	83		2.3780	11000.	79	48106	No
23	GOM_NL__2PRFIN20110513_014141_000000383102_00247_48106_6735.N1	13-MAY-2011 01:41:41	Bright	38.000	180	27Gam Boo	3.0400	8000.0	76	48106	No
24	GOM_NL__2PRFIN20110513_015030_000000423102_00247_48106_6736.N1	13-MAY-2011 01:50:30	Bright	42.000	119	14Eta Dra	2.7270	4700.0	84	48106	No
25	GOM_NL__2PRFIN20110513_020122_000000443102_00247_48106_6737.N1	13-MAY-2011 02:01:22	Bright	43.500	89	5Alp Cep	2.4510	8000.0	87	48106	No
26	GOM_NL__2PRFIN20110513_020443_000000373102_00247_48106_6738.N1	13-MAY-2011 02:04:43	Bright	36.500	74	11Bet Cas	2.2680	6600.0	73	48106	No
27	GOM_NL__2PRFIN20110513_021448_000000563102_00247_48106_6739.N1	13-MAY-2011 02:14:48	Twilight	55.500	93	53Bet Peg	2.5200	3100.0	111	48106	No
28	GOM_NL__2PRFIN20110513_021751_000000423102_00247_48106_6740.N1	13-MAY-2011 02:17:51	Twilight	42.000	140	88Gam Peg	2.8340	26000.	84	48106	No
29	GOM_NL__2PRFIN20110513_021920_000000523102_00247_48106_6741.N1	13-MAY-2011 02:19:20	Dark	51.500	90	54Alp Peg	2.4870	11000.	103	48106	No
30	GOM_NL__2PRFIN20110513_023248_000000493102_00247_48106_6742.N1	13-MAY-2011 02:32:48	Dark	48.500	18	24Alp PsA	1.1660	9700.0	97	48106	No
31	GOM_NL__2PRFIN20110513_023713_000000553102_00247_48106_6743.N1	13-MAY-2011 02:37:13	Dark	54.500	63	Bet Gru	2.1500	2800.0	109	48106	No
32	GOM_NL__2PRFIN20110513_023837_000000423102_00247_48106_6744.N1	13-MAY-2011 02:38:37	Dark	42.000	31	Alp Gru	1.7340	15200.	84	48106	No
33	GOM_NL__2PRFIN20110513_024411_000000453102_00248_48107_6734.N1	13-MAY-2011 02:44:11	Dark	44.500	45	Alp Pav	1.9400	26000.	89	48107	No
34	GOM_NL__2PRFIN20110513_025127_000000483102_00248_48107_6735.N1	13-MAY-2011 02:51:27	Straylight	48.000	141	Bet Ara	2.8400	4600.0	96	48107	No
35	GOM_NL__2PRFIN20110513_025355_000000553102_00248_48107_6736.N1	13-MAY-2011 02:53:55	Straylight	55.000	40	The Sco	1.8590	7100.0	110	48107	No
36	GOM_NL__2PRFIN20110513_025546_000000593102_00248_48107_6737.N1	13-MAY-2011 02:55:46	Straylight	58.500	25	35Lam Sco	1.6200	28000.	117	48107	No
37	GOM_NL__2PRFIN20110513_025812_000000533102_00248_48107_6738.N1	13-MAY-2011 02:58:12	Straylight	53.000	75	26Eps Sco	2.2910	4250.0	106	48107	No
38	GOM_NL__2PRFIN20110513_030123_000000653102_00248_48107_6739.N1	13-MAY-2011 03:01:23	Twilight	64.500	16	21Alp Sco	1.0200	3000.0	129	48107	No
39	GOM_NL__2PRFIN20110513_030310_000000583102_00248_48107_6740.N1	13-MAY-2011 03:03:10	Bright	57.500	80	7Del Sco	2.3160	30000.	115	48107	No
40	GOM_NL__2PRFIN20110513_030554_000000383102_00248_48107_6741.N1	13-MAY-2011 03:05:54	Bright	38.000	122	9Alp2Lib	2.7470	9700.0	76	48107	No
41	GOM_NL__2PRFIN20110513_030748_000000413102_00248_48107_6742.N1	13-MAY-2011 03:07:48	Bright	40.500	104	27Bet Lib	2.6140	13100.	81	48107	No
42	GOM_NL__2PRFIN20110513_031317_000000473102_00248_48107_6743.N1	13-MAY-2011 03:13:17	Bright	46.500	102	24Alp Ser	2.6000	4250.0	93	48107	No

43	GOM_NL__2PRFIN20110513_031615_000000383102_00248_48107_6744.N1	13-MAY-2011 03:16:15	Bright	38.000	3	16Alp Boo	-0.050000	4250.0	76	48107	No
44	GOM_NL__2PRFIN20110513_031848_000000423102_00248_48107_6745.N1	13-MAY-2011 03:18:48	Bright	42.000	83		2.3780	11000.	84	48107	No
45	GOM_NL__2PRFIN20110513_032155_000000393102_00248_48107_6746.N1	13-MAY-2011 03:21:55	Bright	38.500	180	27Gam Boo	3.0400	8000.0	77	48107	No
46	GOM_NL__2PRFIN20110513_033044_000000543102_00248_48107_6747.N1	13-MAY-2011 03:30:44	Bright	53.500	119	14Eta Dra	2.7270	4700.0	107	48107	No
47	GOM_NL__2PRFIN20110513_034136_000000443102_00248_48107_6748.N1	13-MAY-2011 03:41:36	Bright	43.500	89	5Alp Cep	2.4510	8000.0	87	48107	No
48	GOM_NL__2PRFIN20110513_034457_000000423102_00248_48107_6749.N1	13-MAY-2011 03:44:57	Bright	42.000	74	11Bet Cas	2.2680	6600.0	84	48107	No
49	GOM_NL__2PRFIN20110513_035502_000000603102_00248_48107_6750.N1	13-MAY-2011 03:55:02	Twilight	59.500	93	53Bet Peg	2.5200	3100.0	119	48107	No
50	GOM_NL__2PRFIN20110513_035805_000000423102_00248_48107_6751.N1	13-MAY-2011 03:58:05	Twilight	42.000	140	88Gam Peg	2.8340	26000.	84	48107	No
51	GOM_NL__2PRFIN20110513_035935_000000553102_00248_48107_6752.N1	13-MAY-2011 03:59:35	Dark	55.000	90	54Alp Peg	2.4870	11000.	110	48107	No
52	GOM_NL__2PRFIN20110513_041302_000000523102_00248_48107_6753.N1	13-MAY-2011 04:13:02	Dark	52.000	18	24Alp PsA	1.1660	9700.0	104	48107	No
53	GOM_NL__2PRFIN20110513_041727_000000473102_00248_48107_6754.N1	13-MAY-2011 04:17:27	Dark	47.000	63	Bet Gru	2.1500	2800.0	94	48107	No
54	GOM_NL__2PRFIN20110513_041852_000000443102_00248_48107_6755.N1	13-MAY-2011 04:18:52	Dark	43.500	31	Alp Gru	1.7340	15200.	87	48107	No
55	GOM_NL__2PRFIN20110513_042426_000000413102_00249_48108_6747.N1	13-MAY-2011 04:24:26	Dark	41.000	45	Alp Pav	1.9400	26000.	82	48108	No
56	GOM_NL__2PRFIN20110513_043142_000000473102_00249_48108_6748.N1	13-MAY-2011 04:31:42	Straylight	47.000	141	Bet Ara	2.8400	4600.0	94	48108	No
57	GOM_NL__2PRFIN20110513_043409_000000493102_00249_48108_6749.N1	13-MAY-2011 04:34:09	Straylight	49.000	40	The Sco	1.8590	7100.0	98	48108	No
58	GOM_NL__2PRFIN20110513_043601_000000543102_00249_48108_6750.N1	13-MAY-2011 04:36:01	Straylight	53.500	25	35Lam Sco	1.6200	28000.	107	48108	No
59	GOM_NL__2PRFIN20110513_043827_000000523102_00249_48108_6751.N1	13-MAY-2011 04:38:27	Straylight	51.500	75	26Eps Sco	2.2910	4250.0	103	48108	No
60	GOM_NL__2PRFIN20110513_044137_000000603102_00249_48108_6752.N1	13-MAY-2011 04:41:37	Twilight	59.500	16	21Alp Sco	1.0200	3000.0	119	48108	No
61	GOM_NL__2PRFIN20110513_044324_000000613102_00249_48108_6753.N1	13-MAY-2011 04:43:24	Bright	60.500	80	7Del Sco	2.3160	30000.	121	48108	No
62	GOM_NL__2PRFIN20110513_044609_000000393102_00249_48108_6754.N1	13-MAY-2011 04:46:09	Bright	38.500	122	9Alp2Lib	2.7470	9700.0	77	48108	No
63	GOM_NL__2PRFIN20110513_044802_000000413102_00249_48108_6755.N1	13-MAY-2011 04:48:02	Bright	40.500	104	27Bet Lib	2.6140	13100.	81	48108	No
64	GOM_NL__2PRFIN20110513_045330_000000473102_00249_48108_6756.N1	13-MAY-2011 04:53:30	Bright	46.500	102	24Alp Ser	2.6000	4250.0	93	48108	No
65	GOM_NL__2PRFIN20110513_045630_000000373102_00249_48108_6757.N1	13-MAY-2011 04:56:30	Bright	37.000	3	16Alp Boo	-0.050000	4250.0	74	48108	No
66	GOM_NL__2PRFIN20110513_045902_000000403102_00249_48108_6758.N1	13-MAY-2011 04:59:02	Bright	39.500	83		2.3780	11000.	79	48108	No
67	GOM_NL__2PRFIN20110513_050209_000000373102_00249_48108_6759.N1	13-MAY-2011 05:02:09	Bright	37.000	180	27Gam Boo	3.0400	8000.0	74	48108	No
68	GOM_NL__2PRFIN20110513_051057_000000433102_00249_48108_6760.N1	13-MAY-2011 05:10:57	Bright	43.000	119	14Eta Dra	2.7270	4700.0	86	48108	No
69	GOM_NL__2PRFIN20110513_052149_000000433102_00249_48108_6761.N1	13-MAY-2011 05:21:49	Bright	43.000	89	5Alp Cep	2.4510	8000.0	86	48108	No
70	GOM_NL__2PRFIN20110513_052511_000000383102_00249_48108_6762.N1	13-MAY-2011 05:25:11	Bright	37.500	74	11Bet Cas	2.2680	6600.0	75	48108	No
71	GOM_NL__2PRFIN20110513_053516_000000623102_00249_48108_6763.N1	13-MAY-2011 05:35:16	Twilight	61.500	93	53Bet Peg	2.5200	3100.0	123	48108	No
72	GOM_NL__2PRFIN20110513_053820_000000433102_00249_48108_6764.N1	13-MAY-2011 05:38:20	Twilight	42.500	140	88Gam Peg	2.8340	26000.	85	48108	No
73	GOM_NL__2PRFIN20110513_053949_000000543102_00249_48108_6765.N1	13-MAY-2011 05:39:49	Dark	54.000	90	54Alp Peg	2.4870	11000.	108	48108	No
74	GOM_NL__2PRFIN20110513_055317_000000493102_00249_48108_6766.N1	13-MAY-2011 05:53:17	Dark	48.500	18	24Alp PsA	1.1660	9700.0	97	48108	No
75	GOM_NL__2PRFIN20110513_055742_000000463102_00249_48108_6767.N1	13-MAY-2011 05:57:42	Dark	46.000	63	Bet Gru	2.1500	2800.0	92	48108	No
76	GOM_NL__2PRFIN20110513_055907_000000433102_00249_48108_6768.N1	13-MAY-2011 05:59:07	Dark	42.500	31	Alp Gru	1.7340	15200.	85	48108	No
77	GOM_NL__2PRFIN20110513_060441_000000423102_00250_48109_6759.N1	13-MAY-2011 06:04:41	Dark	41.500	45	Alp Pav	1.9400	26000.	83	48109	No
78	GOM_NL__2PRFIN20110513_061156_000000453102_00250_48109_6760.N1	13-MAY-2011 06:11:56	Straylight	45.000	141	Bet Ara	2.8400	4600.0	90	48109	No
79	GOM_NL__2PRFIN20110513_061424_000000523102_00250_48109_6761.N1	13-MAY-2011 06:14:24	Straylight	52.000	40	The Sco	1.8590	7100.0	104	48109	No
80	GOM_NL__2PRFIN20110513_061615_000000573102_00250_48109_6762.N1	13-MAY-2011 06:16:15	Straylight	56.500	25	35Lam Sco	1.6200	28000.	113	48109	No
81	GOM_NL__2PRFIN20110513_061842_000000543102_00250_48109_6763.N1	13-MAY-2011 06:18:42	Straylight	53.500	75	26Eps Sco	2.2910	4250.0	107	48109	No
82	GOM_NL__2PRFIN20110513_062152_000000583102_00250_48109_6764.N1	13-MAY-2011 06:21:52	Twilight	57.500	16	21Alp Sco	1.0200	3000.0	115	48109	No
83	GOM_NL__2PRFIN20110513_062338_000000543102_00250_48109_6765.N1	13-MAY-2011 06:23:38	Bright	53.500	80	7Del Sco	2.3160	30000.	107	48109	No
84	GOM_NL__2PRFIN20110513_062623_000000403102_00250_48109_6766.N1	13-MAY-2011 06:26:23	Bright	39.500	122	9Alp2Lib	2.7470	9700.0	79	48109	No
85	GOM_NL__2PRFIN20110513_062816_000000423102_00250_48109_6767.N1	13-MAY-2011 06:28:16	Bright	42.000	104	27Bet Lib	2.6140	13100.	84	48109	No
86	GOM_NL__2PRFIN20110513_063344_000000503102_00250_48109_6768.N1	13-MAY-2011 06:33:44	Bright	49.500	102	24Alp Ser	2.6000	4250.0	99	48109	No
87	GOM_NL__2PRFIN20110513_063644_000000383102_00250_48109_6769.N1	13-MAY-2011 06:36:44	Bright	37.500	3	16Alp Boo	-0.050000	4250.0	75	48109	No
88	GOM_NL__2PRFIN20110513_063916_000000413102_00250_48109_6770.N1	13-MAY-2011 06:39:16	Bright	40.500	83		2.3780	11000.	81	48109	No
89	GOM_NL__2PRFIN20110513_064223_000000383102_00250_48109_6771.N1	13-MAY-2011 06:42:23	Bright	37.500	180	27Gam Boo	3.0400	8000.0	75	48109	No
90	GOM_NL__2PRFIN20110513_065111_000000443102_00250_48109_6772.N1	13-MAY-2011 06:51:11	Bright	43.500	119	14Eta Dra	2.7270	4700.0	87	48109	No
91	GOM_NL__2PRFIN20110513_070203_000000443102_00250_48109_6773.N1	13-MAY-2011 07:02:03	Bright	44.000	89	5Alp Cep	2.4510	8000.0	88	48109	No
92	GOM_NL__2PRFIN20110513_070525_000000363102_00250_48109_6774.N1	13-MAY-2011 07:05:25	Bright	36.000	74	11Bet Cas	2.2680	6600.0	72	48109	No
93	GOM_NL__2PRFIN20110513_071531_000000593102_00250_48109_6775.N1	13-MAY-2011 07:15:31	Twilight	59.000	93	53Bet Peg	2.5200	3100.0	118	48109	No
94	GOM_NL__2PRFIN20110513_071834_000000413102_00250_48109_6776.N1	13-MAY-2011 07:18:34	Twilight	41.000	140	88Gam Peg	2.8340	26000.	82	48109	No
95	GOM_NL__2PRFIN20110513_072004_000000523102_00250_48109_6777.N1	13-MAY-2011 07:20:04	Dark	52.000	90	54Alp Peg	2.4870	11000.	104	48109	No
96	GOM_NL__2PRFIN20110513_073332_000000543102_00250_48109_6778.N1	13-MAY-2011 07:33:32	Dark	54.000	18	24Alp PsA	1.1660	9700.0	108	48109	No
97	GOM_NL__2PRFIN20110513_073757_000000453102_00250_48109_6779.N1	13-MAY-2011 07:37:57	Dark	44.500	63	Bet Gru	2.1500	2800.0	89	48109	No
98	GOM_NL__2PRFIN20110513_073922_000000433102_00250_48109_6780.N1	13-MAY-2011 07:39:22	Dark	43.000	31	Alp Gru	1.7340	15200.	86	48109	No
99	GOM_NL__2PRFIN20110513_074455_000000423102_00251_48110_6783.N1	13-MAY-2011 07:44:55	Dark	41.500	45	Alp Pav	1.9400	26000.	83	48110	No
100	GOM_NL__2PRFIN20110513_075211_000000423102_00251_48110_6784.N1	13-MAY-2011 07:52:11	Straylight	42.000	141	Bet Ara	2.8400	4600.0	84	48110	No
101	GOM_NL__2PRFIN20110513_075439_000000543102_00251_48110_6785.N1	13-MAY-2011 07:54:39	Straylight	54.000	40	The Sco	1.8590	7100.0	108	48110	No

102	GOM_NL__2PRFIN20110513_075630_00000553102_00251_48110_6786.N1	13-MAY-2011 07:56:30	Straylight	55.000	25	35Lam Sco	1.6200	28000.	110	48110	No
103	GOM_NL__2PRFIN20110513_075856_00000573102_00251_48110_6787.N1	13-MAY-2011 07:58:56	Straylight	57.000	75	26Eps Sco	2.2910	4250.0	114	48110	No
104	GOM_NL__2PRFIN20110513_080206_00000663102_00251_48110_6788.N1	13-MAY-2011 08:02:06	Twilight	66.000	16	21Alp Sco	1.0200	3000.0	132	48110	No
105	GOM_NL__2PRFIN20110513_080352_00000553102_00251_48110_6789.N1	13-MAY-2011 08:03:52	Bright	55.000	80	7Del Sco	2.3160	30000.	110	48110	No
106	GOM_NL__2PRFIN20110513_080637_00000383102_00251_48110_6790.N1	13-MAY-2011 08:06:37	Bright	38.000	122	9Alp2Lib	2.7470	9700.0	76	48110	No
107	GOM_NL__2PRFIN20110513_080830_00000423102_00251_48110_6791.N1	13-MAY-2011 08:08:30	Bright	41.500	104	27Bet Lib	2.6140	13100.	83	48110	No
108	GOM_NL__2PRFIN20110513_081358_00000473102_00251_48110_6792.N1	13-MAY-2011 08:13:58	Bright	46.500	102	24Alp Ser	2.6000	4250.0	93	48110	No
109	GOM_NL__2PRFIN20110513_081657_00000373102_00251_48110_6793.N1	13-MAY-2011 08:16:57	Bright	37.000	3	16Alp Boo	-0.050000	4250.0	74	48110	No
110	GOM_NL__2PRFIN20110513_081930_00000393102_00251_48110_6794.N1	13-MAY-2011 08:19:30	Bright	39.000	83		2.3780	11000.	78	48110	No
111	GOM_NL__2PRFIN20110513_082237_00000443102_00251_48110_6795.N1	13-MAY-2011 08:22:37	Bright	43.500	180	27Gam Boo	3.0400	8000.0	87	48110	No
112	GOM_NL__2PRFIN20110513_083124_00000543102_00251_48110_6796.N1	13-MAY-2011 08:31:24	Bright	54.000	119	14Eta Dra	2.7270	4700.0	108	48110	No
113	GOM_NL__2PRFIN20110513_084216_00000443102_00251_48110_6797.N1	13-MAY-2011 08:42:16	Bright	44.000	89	5Alp Cep	2.4510	8000.0	88	48110	No
114	GOM_NL__2PRFIN20110513_084539_00000393102_00251_48110_6798.N1	13-MAY-2011 08:45:39	Bright	39.000	74	11Bet Cas	2.2680	6600.0	78	48110	No
115	GOM_NL__2PRFIN20110513_085545_00000543102_00251_48110_6799.N1	13-MAY-2011 08:55:45	Twilight	54.000	93	53Bet Peg	2.5200	3100.0	108	48110	No
116	GOM_NL__2PRFIN20110513_085848_00000423102_00251_48110_6800.N1	13-MAY-2011 08:58:48	Twilight	42.000	140	88Gam Peg	2.8340	26000.	84	48110	No
117	GOM_NL__2PRFIN20110513_090018_00000523102_00251_48110_6801.N1	13-MAY-2011 09:00:18	Dark	51.500	90	54Alp Peg	2.4870	11000.	103	48110	No
118	GOM_NL__2PRFIN20110513_091346_00000493102_00251_48110_6802.N1	13-MAY-2011 09:13:46	Dark	48.500	18	24Alp PsA	1.1660	9700.0	97	48110	No
119	GOM_NL__2PRFIN20110513_091811_00000473102_00251_48110_6803.N1	13-MAY-2011 09:18:11	Dark	46.500	63	Bet Gru	2.1500	2800.0	93	48110	No
120	GOM_NL__2PRFIN20110513_091936_00000423102_00251_48110_6804.N1	13-MAY-2011 09:19:36	Dark	42.000	31	Alp Gru	1.7340	15200.	84	48110	No
121	GOM_NL__2PRFIN20110513_092510_00000413102_00252_48111_6817.N1	13-MAY-2011 09:25:10	Dark	41.000	45	Alp Pav	1.9400	26000.	82	48111	No
122	GOM_NL__2PRFIN20110513_093225_00000423102_00252_48111_6818.N1	13-MAY-2011 09:32:25	Straylight	41.500	141	Bet Ara	2.8400	4600.0	83	48111	No
123	GOM_NL__2PRFIN20110513_093453_00000513102_00252_48111_6819.N1	13-MAY-2011 09:34:53	Straylight	51.000	40	The Sco	1.8590	7100.0	102	48111	No
124	GOM_NL__2PRFIN20110513_093645_00000563102_00252_48111_6820.N1	13-MAY-2011 09:36:45	Straylight	56.000	25	35Lam Sco	1.6200	28000.	112	48111	No
125	GOM_NL__2PRFIN20110513_093911_00000543102_00252_48111_6821.N1	13-MAY-2011 09:39:11	Straylight	54.000	75	26Eps Sco	2.2910	4250.0	108	48111	No
126	GOM_NL__2PRFIN20110513_094220_00000573102_00252_48111_6822.N1	13-MAY-2011 09:42:20	Twilight	56.500	16	21Alp Sco	1.0200	3000.0	113	48111	No
127	GOM_NL__2PRFIN20110513_094407_00000583102_00252_48111_6823.N1	13-MAY-2011 09:44:07	Bright	58.000	80	7Del Sco	2.3160	30000.	116	48111	No
128	GOM_NL__2PRFIN20110513_094651_00000403102_00252_48111_6824.N1	13-MAY-2011 09:46:51	Bright	39.500	122	9Alp2Lib	2.7470	9700.0	79	48111	No
129	GOM_NL__2PRFIN20110513_094844_00000413102_00252_48111_6825.N1	13-MAY-2011 09:48:44	Bright	40.500	104	27Bet Lib	2.6140	13100.	81	48111	No
130	GOM_NL__2PRFIN20110513_095412_00000463102_00252_48111_6826.N1	13-MAY-2011 09:54:12	Bright	46.000	102	24Alp Ser	2.6000	4250.0	92	48111	No
131	GOM_NL__2PRFIN20110513_095711_00000403102_00252_48111_6827.N1	13-MAY-2011 09:57:11	Bright	40.000	3	16Alp Boo	-0.050000	4250.0	80	48111	No
132	GOM_NL__2PRFIN20110513_095944_00000413102_00252_48111_6828.N1	13-MAY-2011 09:59:44	Bright	40.500	83		2.3780	11000.	81	48111	No
133	GOM_NL__2PRFIN20110513_100251_00000393102_00252_48111_6829.N1	13-MAY-2011 10:02:51	Bright	38.500	180	27Gam Boo	3.0400	8000.0	77	48111	No
134	GOM_NL__2PRFIN20110513_101138_00000423102_00252_48111_6830.N1	13-MAY-2011 10:11:38	Bright	42.000	119	14Eta Dra	2.7270	4700.0	84	48111	No
135	GOM_NL__2PRFIN20110513_102230_00000433102_00252_48111_6831.N1	13-MAY-2011 10:22:30	Bright	43.000	89	5Alp Cep	2.4510	8000.0	86	48111	No
136	GOM_NL__2PRFIN20110513_102553_00000553102_00252_48111_6832.N1	13-MAY-2011 10:25:53	Bright	55.000	74	11Bet Cas	2.2680	6600.0	110	48111	No
137	GOM_NL__2PRFIN20110513_103559_00000623102_00252_48111_6833.N1	13-MAY-2011 10:35:59	Twilight	61.500	93	53Bet Peg	2.5200	3100.0	123	48111	No
138	GOM_NL__2PRFIN20110513_103902_00000433102_00252_48111_6834.N1	13-MAY-2011 10:39:02	Twilight	42.500	140	88Gam Peg	2.8340	26000.	85	48111	No
139	GOM_NL__2PRFIN20110513_104032_00000533102_00252_48111_6835.N1	13-MAY-2011 10:40:32	Dark	52.500	90	54Alp Peg	2.4870	11000.	105	48111	No
140	GOM_NL__2PRFIN20110513_105401_00000493102_00252_48111_6836.N1	13-MAY-2011 10:54:01	Dark	49.000	18	24Alp PsA	1.1660	9700.0	98	48111	No
141	GOM_NL__2PRFIN20110513_105826_00000463102_00252_48111_6837.N1	13-MAY-2011 10:58:26	Dark	46.000	63	Bet Gru	2.1500	2800.0	92	48111	No
142	GOM_NL__2PRFIN20110513_105951_00000513102_00252_48111_6838.N1	13-MAY-2011 10:59:51	Dark	51.000	31	Alp Gru	1.7340	15200.	102	48111	No
143	GOM_NL__2PRFIN20110513_110525_00000423102_00253_48112_6851.N1	13-MAY-2011 11:05:25	Dark	42.000	45	Alp Pav	1.9400	26000.	84	48112	No
144	GOM_NL__2PRFIN20110513_111240_00000443102_00253_48112_6852.N1	13-MAY-2011 11:12:40	Straylight	43.500	141	Bet Ara	2.8400	4600.0	87	48112	No
145	GOM_NL__2PRFIN20110513_111508_00000523102_00253_48112_6853.N1	13-MAY-2011 11:15:08	Straylight	52.000	40	The Sco	1.8590	7100.0	104	48112	No
146	GOM_NL__2PRFIN20110513_111659_00000583102_00253_48112_6854.N1	13-MAY-2011 11:16:59	Straylight	57.500	25	35Lam Sco	1.6200	28000.	115	48112	No
147	GOM_NL__2PRFIN20110513_111925_00000533102_00253_48112_6855.N1	13-MAY-2011 11:19:25	Straylight	52.500	75	26Eps Sco	2.2910	4250.0	105	48112	No
148	GOM_NL__2PRFIN20110513_112234_00000603102_00253_48112_6856.N1	13-MAY-2011 11:22:34	Twilight	59.500	16	21Alp Sco	1.0200	3000.0	119	48112	No
149	GOM_NL__2PRFIN20110513_112421_00000553102_00253_48112_6857.N1	13-MAY-2011 11:24:21	Bright	55.000	80	7Del Sco	2.3160	30000.	110	48112	No
150	GOM_NL__2PRFIN20110513_112705_00000393102_00253_48112_6858.N1	13-MAY-2011 11:27:05	Bright	38.500	122	9Alp2Lib	2.7470	9700.0	77	48112	No
151	GOM_NL__2PRFIN20110513_112858_00000423102_00253_48112_6859.N1	13-MAY-2011 11:28:58	Bright	41.500	104	27Bet Lib	2.6140	13100.	83	48112	No
152	GOM_NL__2PRFIN20110513_113425_00000463102_00253_48112_6860.N1	13-MAY-2011 11:34:25	Bright	45.500	102	24Alp Ser	2.6000	4250.0	91	48112	No
153	GOM_NL__2PRFIN20110513_113725_00000373102_00253_48112_6861.N1	13-MAY-2011 11:37:25	Bright	37.000	3	16Alp Boo	-0.050000	4250.0	74	48112	No
154	GOM_NL__2PRFIN20110513_113957_00000413102_00253_48112_6862.N1	13-MAY-2011 11:39:57	Bright	41.000	83		2.3780	11000.	82	48112	No
155	GOM_NL__2PRFIN20110513_114304_00000383102_00253_48112_6863.N1	13-MAY-2011 11:43:04	Bright	37.500	180	27Gam Boo	3.0400	8000.0	75	48112	No
156	GOM_NL__2PRFIN20110513_115151_00000433102_00253_48112_6864.N1	13-MAY-2011 11:51:51	Bright	42.500	119	14Eta Dra	2.7270	4700.0	85	48112	No
157	GOM_NL__2PRFIN20110513_120243_00000443102_00253_48112_6865.N1	13-MAY-2011 12:02:43	Bright	44.000	89	5Alp Cep	2.4510	8000.0	88	48112	No
158	GOM_NL__2PRFIN20110513_120607_00000453102_00253_48112_6866.N1	13-MAY-2011 12:06:07	Bright	44.500	74	11Bet Cas	2.2680	6600.0	89	48112	No
159	GOM_NL__2PRFIN20110513_121613_00000603102_00253_48112_6867.N1	13-MAY-2011 12:16:13	Twilight	59.500	93	53Bet Peg	2.5200	3100.0	119	48112	No
160	GOM_NL__2PRFIN20110513_121917_00000443102_00253_48112_6868.N1	13-MAY-2011 12:19:17	Twilight	43.500	140	88Gam Peg	2.8340	26000.	87	48112	No

161	GOM_NL__2PRFIN20110513_122047_000000553102_00253_48112_6869.N1	13-MAY-2011 12:20:47	Dark	55.000	90	54Alp Peg	2.4870	11000.	110	48112	No
162	GOM_NL__2PRFIN20110513_123416_000000523102_00253_48112_6870.N1	13-MAY-2011 12:34:16	Dark	52.000	18	24Alp PsA	1.1660	9700.0	104	48112	No
163	GOM_NL__2PRFIN20110513_123840_000000573102_00253_48112_6871.N1	13-MAY-2011 12:38:40	Dark	57.000	63	Bet Gru	2.1500	2800.0	114	48112	No
164	GOM_NL__2PRFIN20110513_124005_000000453102_00253_48112_6872.N1	13-MAY-2011 12:40:05	Dark	44.500	31	Alp Gru	1.7340	15200.	89	48112	No
165	GOM_NL__2PRFIN20110513_124539_000000443102_00254_48113_6880.N1	13-MAY-2011 12:45:39	Dark	43.500	45	Alp Pav	1.9400	26000.	87	48113	No
166	GOM_NL__2PRFIN20110513_125254_000000513102_00254_48113_6881.N1	13-MAY-2011 12:52:54	Straylight	50.500	141	Bet Ara	2.8400	4600.0	101	48113	No
167	GOM_NL__2PRFIN20110513_125523_000000533102_00254_48113_6882.N1	13-MAY-2011 12:55:23	Straylight	53.000	40	The Sco	1.8590	7100.0	106	48113	No
168	GOM_NL__2PRFIN20110513_125714_000000563102_00254_48113_6883.N1	13-MAY-2011 12:57:14	Straylight	55.500	25	35Lam Sco	1.6200	28000.	111	48113	No
169	GOM_NL__2PRFIN20110513_125940_000000543102_00254_48113_6884.N1	13-MAY-2011 12:59:40	Straylight	54.000	75	26Eps Sco	2.2910	4250.0	108	48113	No
170	GOM_NL__2PRFIN20110513_130249_000000603102_00254_48113_6885.N1	13-MAY-2011 13:02:49	Twi_and_stray	59.500	16	21Alp Sco	1.0200	3000.0	119	48113	No
171	GOM_NL__2PRFIN20110513_130435_000000553102_00254_48113_6886.N1	13-MAY-2011 13:04:35	Bright	54.500	80	7Del Sco	2.3160	30000.	109	48113	No
172	GOM_NL__2PRFIN20110513_130719_000000403102_00254_48113_6887.N1	13-MAY-2011 13:07:19	Bright	39.500	122	9Alp2Lib	2.7470	9700.0	79	48113	No
173	GOM_NL__2PRFIN20110513_130912_000000413102_00254_48113_6888.N1	13-MAY-2011 13:09:12	Bright	40.500	104	27Bet Lib	2.6140	13100.	81	48113	No
174	GOM_NL__2PRFIN20110513_131439_000000463102_00254_48113_6889.N1	13-MAY-2011 13:14:39	Bright	45.500	102	24Alp Ser	2.6000	4250.0	91	48113	No
175	GOM_NL__2PRFIN20110513_131739_000000373102_00254_48113_6890.N1	13-MAY-2011 13:17:39	Bright	36.500	3	16Alp Boo	-0.050000	4250.0	73	48113	No
176	GOM_NL__2PRFIN20110513_132011_000000393102_00254_48113_6891.N1	13-MAY-2011 13:20:11	Bright	39.000	83		2.3780	11000.	78	48113	No
177	GOM_NL__2PRFIN20110513_132318_000000373102_00254_48113_6892.N1	13-MAY-2011 13:23:18	Bright	36.500	180	27Gam Boo	3.0400	8000.0	73	48113	No
178	GOM_NL__2PRFIN20110513_133205_000000423102_00254_48113_6893.N1	13-MAY-2011 13:32:05	Bright	41.500	119	14Eta Dra	2.7270	4700.0	83	48113	No
179	GOM_NL__2PRFIN20110513_134257_000000453102_00254_48113_6894.N1	13-MAY-2011 13:42:57	Bright	44.500	89	5Alp Cep	2.4510	8000.0	89	48113	No
180	GOM_NL__2PRFIN20110513_134621_000000353102_00254_48113_6895.N1	13-MAY-2011 13:46:21	Bright	35.000	74	11Bet Cas	2.2680	6600.0	70	48113	No
181	GOM_NL__2PRFIN20110513_135627_000000593102_00254_48113_6896.N1	13-MAY-2011 13:56:27	Twi_and_stray	58.500	93	53Bet Peg	2.5200	3100.0	117	48113	No
182	GOM_NL__2PRFIN20110513_135931_000000433102_00254_48113_6897.N1	13-MAY-2011 13:59:31	Twilight	42.500	140	88Gam Peg	2.8340	26000.	85	48113	No
183	GOM_NL__2PRFIN20110513_140101_000000523102_00254_48113_6898.N1	13-MAY-2011 14:01:01	Dark	52.000	90	54Alp Peg	2.4870	11000.	104	48113	No
184	GOM_NL__2PRFIN20110513_141430_000000513102_00254_48113_6899.N1	13-MAY-2011 14:14:30	Dark	50.500	18	24Alp PsA	1.1660	9700.0	101	48113	No
185	GOM_NL__2PRFIN20110513_141855_000000473102_00254_48113_6900.N1	13-MAY-2011 14:18:55	Dark	47.000	63	Bet Gru	2.1500	2800.0	94	48113	No
186	GOM_NL__2PRFIN20110513_142020_000000433102_00254_48113_6901.N1	13-MAY-2011 14:20:20	Dark	43.000	31	Alp Gru	1.7340	15200.	86	48113	No
187	GOM_NL__2PRFIN20110513_142554_000000433102_00255_48114_6926.N1	13-MAY-2011 14:25:54	Dark	42.500	45	Alp Pav	1.9400	26000.	85	48114	No
188	GOM_NL__2PRFIN20110513_143309_000000413102_00255_48114_6927.N1	13-MAY-2011 14:33:09	Straylight	40.500	141	Bet Ara	2.8400	4600.0	81	48114	No
189	GOM_NL__2PRFIN20110513_143537_000000533102_00255_48114_6928.N1	13-MAY-2011 14:35:37	Straylight	52.500	40	The Sco	1.8590	7100.0	105	48114	No
190	GOM_NL__2PRFIN20110513_143729_000000573102_00255_48114_6929.N1	13-MAY-2011 14:37:29	Straylight	56.500	25	35Lam Sco	1.6200	28000.	113	48114	No
191	GOM_NL__2PRFIN20110513_143954_000000523102_00255_48114_6930.N1	13-MAY-2011 14:39:54	Straylight	52.000	75	26Eps Sco	2.2910	4250.0	104	48114	No
192	GOM_NL__2PRFIN20110513_144303_000000593102_00255_48114_6931.N1	13-MAY-2011 14:43:03	Twi_and_stray	59.000	16	21Alp Sco	1.0200	3000.0	118	48114	No
193	GOM_NL__2PRFIN20110513_144449_000000543102_00255_48114_6932.N1	13-MAY-2011 14:44:49	Bright	54.000	80	7Del Sco	2.3160	30000.	108	48114	No
194	GOM_NL__2PRFIN20110513_144733_000000403102_00255_48114_6933.N1	13-MAY-2011 14:47:33	Bright	40.000	122	9Alp2Lib	2.7470	9700.0	80	48114	No
195	GOM_NL__2PRFIN20110513_144926_000000413102_00255_48114_6934.N1	13-MAY-2011 14:49:26	Bright	41.000	104	27Bet Lib	2.6140	13100.	82	48114	No
196	GOM_NL__2PRFIN20110513_145453_000000463102_00255_48114_6935.N1	13-MAY-2011 14:54:53	Bright	45.500	102	24Alp Ser	2.6000	4250.0	91	48114	No
197	GOM_NL__2PRFIN20110513_145753_000000373102_00255_48114_6936.N1	13-MAY-2011 14:57:53	Bright	36.500	3	16Alp Boo	-0.050000	4250.0	73	48114	No
198	GOM_NL__2PRFIN20110513_150025_000000383102_00255_48114_6937.N1	13-MAY-2011 15:00:25	Bright	38.000	83		2.3780	11000.	76	48114	No
199	GOM_NL__2PRFIN20110513_150332_000000373102_00255_48114_6938.N1	13-MAY-2011 15:03:32	Bright	36.500	180	27Gam Boo	3.0400	8000.0	73	48114	No
200	GOM_NL__2PRFIN20110513_151218_000000423102_00255_48114_6939.N1	13-MAY-2011 15:12:18	Bright	42.000	119	14Eta Dra	2.7270	4700.0	84	48114	No
201	GOM_NL__2PRFIN20110513_152311_000000463102_00255_48114_6940.N1	13-MAY-2011 15:23:11	Bright	45.500	89	5Alp Cep	2.4510	8000.0	91	48114	No
202	GOM_NL__2PRFIN20110513_152634_000000353102_00255_48114_6941.N1	13-MAY-2011 15:26:34	Bright	35.000	74	11Bet Cas	2.2680	6600.0	70	48114	No
203	GOM_NL__2PRFIN20110513_153642_000000643102_00255_48114_6942.N1	13-MAY-2011 15:36:42	Twi_and_stray	63.500	93	53Bet Peg	2.5200	3100.0	127	48114	No
204	GOM_NL__2PRFIN20110513_153945_000000433102_00255_48114_6943.N1	13-MAY-2011 15:39:45	Twilight	42.500	140	88Gam Peg	2.8340	26000.	85	48114	No
205	GOM_NL__2PRFIN20110513_154116_000000523102_00255_48114_6944.N1	13-MAY-2011 15:41:16	Dark	52.000	90	54Alp Peg	2.4870	11000.	104	48114	No
206	GOM_NL__2PRFIN20110513_155445_000000513102_00255_48114_6945.N1	13-MAY-2011 15:54:45	Dark	51.000	18	24Alp PsA	1.1660	9700.0	102	48114	No
207	GOM_NL__2PRFIN20110513_155910_000000573102_00255_48114_6946.N1	13-MAY-2011 15:59:10	Dark	57.000	63	Bet Gru	2.1500	2800.0	114	48114	No
208	GOM_NL__2PRFIN20110513_160035_000000433102_00255_48114_6947.N1	13-MAY-2011 16:00:35	Dark	42.500	31	Alp Gru	1.7340	15200.	85	48114	No
209	GOM_NL__2PRFIN20110513_160608_000000423102_00256_48115_6954.N1	13-MAY-2011 16:06:08	Dark	41.500	45	Alp Pav	1.9400	26000.	83	48115	No
210	GOM_NL__2PRFIN20110513_161323_000000433102_00256_48115_6955.N1	13-MAY-2011 16:13:23	Straylight	43.000	141	Bet Ara	2.8400	4600.0	86	48115	No
211	GOM_NL__2PRFIN20110513_161552_000000543102_00256_48115_6956.N1	13-MAY-2011 16:15:52	Straylight	54.000	40	The Sco	1.8590	7100.0	108	48115	No
212	GOM_NL__2PRFIN20110513_161743_000000543102_00256_48115_6957.N1	13-MAY-2011 16:17:43	Straylight	54.000	25	35Lam Sco	1.6200	28000.	108	48115	No
213	GOM_NL__2PRFIN20110513_162009_000000533102_00256_48115_6958.N1	13-MAY-2011 16:20:09	Straylight	53.000	75	26Eps Sco	2.2910	4250.0	106	48115	No
214	GOM_NL__2PRFIN20110513_162317_000000603102_00256_48115_6959.N1	13-MAY-2011 16:23:17	Twi_and_stray	59.500	16	21Alp Sco	1.0200	3000.0	119	48115	No
215	GOM_NL__2PRFIN20110513_162503_000000553102_00256_48115_6960.N1	13-MAY-2011 16:25:03	Bright	54.500	80	7Del Sco	2.3160	30000.	109	48115	No
216	GOM_NL__2PRFIN20110513_162747_000000393102_00256_48115_6961.N1	13-MAY-2011 16:27:47	Bright	38.500	122	9Alp2Lib	2.7470	9700.0	77	48115	No
217	GOM_NL__2PRFIN20110513_162940_000000423102_00256_48115_6962.N1	13-MAY-2011 16:29:40	Bright	41.500	104	27Bet Lib	2.6140	13100.	83	48115	No
218	GOM_NL__2PRFIN20110513_163507_000000453102_00256_48115_6963.N1	13-MAY-2011 16:35:07	Bright	44.500	102	24Alp Ser	2.6000	4250.0	89	48115	No
219	GOM_NL__2PRFIN20110513_163807_000000373102_00256_48115_6964.N1	13-MAY-2011 16:38:07	Bright	36.500	3	16Alp Boo	-0.050000	4250.0	73	48115	No

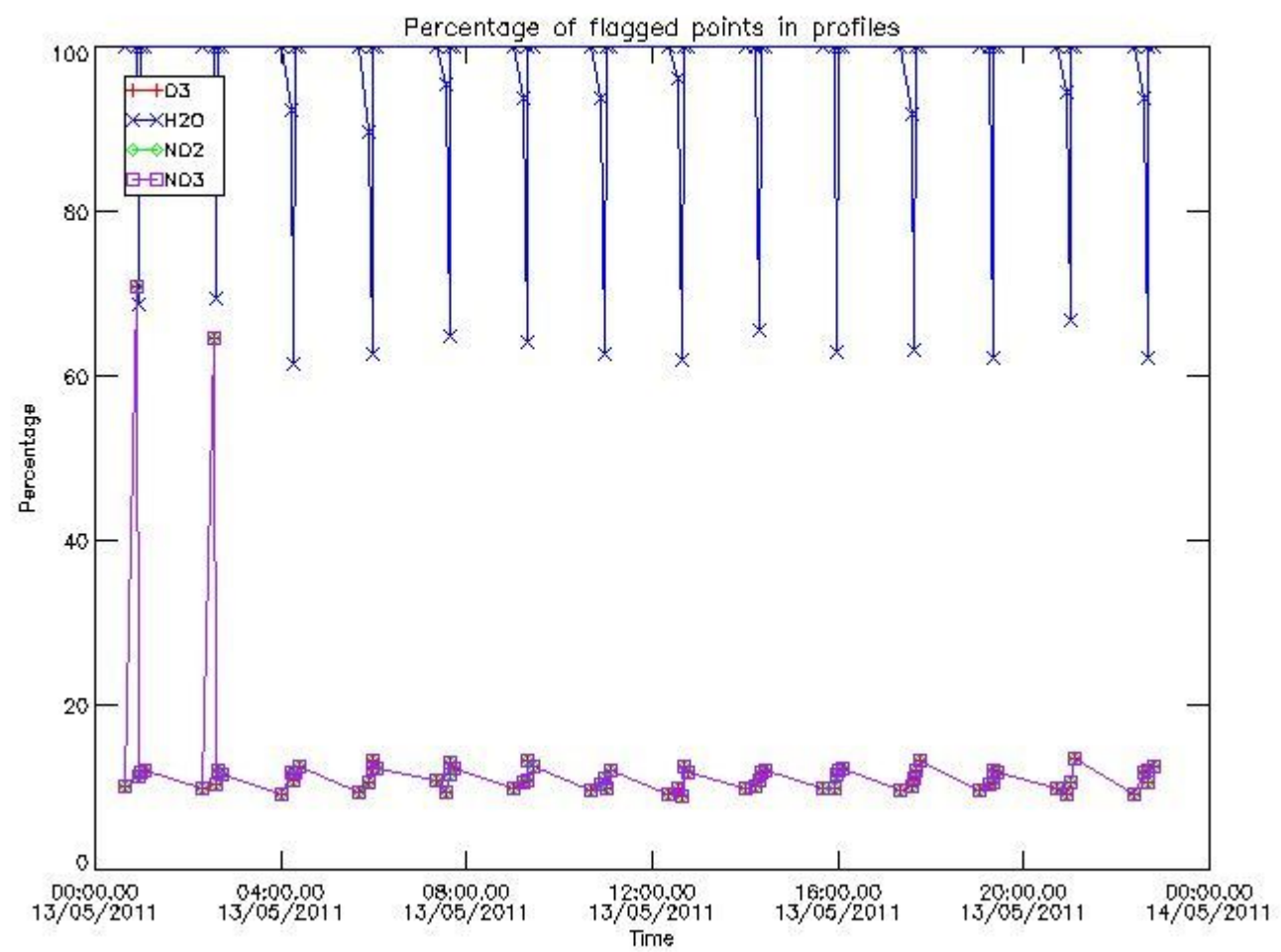
220	GOM_NL__2PRFIN20110513_164039_000000423102_00256_48115_6965.N1	13-MAY-2011 16:40:39	Bright	41.500	83		2.3780	11000.	83	48115	No
221	GOM_NL__2PRFIN20110513_164346_000000383102_00256_48115_6966.N1	13-MAY-2011 16:43:46	Bright	37.500	180	27Gam Boo	3.0400	8000.0	75	48115	No
222	GOM_NL__2PRFIN20110513_165232_000000433102_00256_48115_6967.N1	13-MAY-2011 16:52:32	Bright	42.500	119	14Eta Dra	2.7270	4700.0	85	48115	No
223	GOM_NL__2PRFIN20110513_170324_000000453102_00256_48115_6968.N1	13-MAY-2011 17:03:24	Bright	45.000	89	5Alp Cep	2.4510	8000.0	90	48115	No
224	GOM_NL__2PRFIN20110513_170649_000000353102_00256_48115_6969.N1	13-MAY-2011 17:06:49	Bright	35.000	74	11Bet Cas	2.2680	6600.0	70	48115	No
225	GOM_NL__2PRFIN20110513_171656_000000643102_00256_48115_6970.N1	13-MAY-2011 17:16:56	Twilight	64.000	93	53Bet Peg	2.5200	3100.0	128	48115	No
226	GOM_NL__2PRFIN20110513_171959_000000433102_00256_48115_6971.N1	13-MAY-2011 17:19:59	Twilight	43.000	140	88Gam Peg	2.8340	26000.	86	48115	No
227	GOM_NL__2PRFIN20110513_172131_000000543102_00256_48115_6972.N1	13-MAY-2011 17:21:31	Dark	53.500	90	54Alp Peg	2.4870	11000.	107	48115	No
228	GOM_NL__2PRFIN20110513_173500_000000503102_00256_48115_6973.N1	13-MAY-2011 17:35:00	Dark	50.000	18	24Alp PsA	1.1660	9700.0	100	48115	No
229	GOM_NL__2PRFIN20110513_173924_000000513102_00256_48115_6974.N1	13-MAY-2011 17:39:24	Dark	50.500	63	Bet Gru	2.1500	2800.0	101	48115	No
230	GOM_NL__2PRFIN20110513_174050_000000423102_00256_48115_6975.N1	13-MAY-2011 17:40:50	Dark	42.000	31	Alp Gru	1.7340	15200.	84	48115	No
231	GOM_NL__2PRFIN20110513_174623_000000423102_00257_48116_7000.N1	13-MAY-2011 17:46:23	Dark	42.000	45	Alp Pav	1.9400	26000.	84	48116	No
232	GOM_NL__2PRFIN20110513_175338_000000483102_00257_48116_7001.N1	13-MAY-2011 17:53:38	Straylight	48.000	141	Bet Ara	2.8400	4600.0	96	48116	No
233	GOM_NL__2PRFIN20110513_175607_000000533102_00257_48116_7002.N1	13-MAY-2011 17:56:07	Straylight	53.000	40	The Sco	1.8590	7100.0	106	48116	No
234	GOM_NL__2PRFIN20110513_175758_000000553102_00257_48116_7003.N1	13-MAY-2011 17:57:58	Straylight	55.000	25	35Lam Sco	1.6200	28000.	110	48116	No
235	GOM_NL__2PRFIN20110513_180023_000000553102_00257_48116_7004.N1	13-MAY-2011 18:00:23	Straylight	54.500	75	26Eps Sco	2.2910	4250.0	109	48116	No
236	GOM_NL__2PRFIN20110513_180332_000000663102_00257_48116_7005.N1	13-MAY-2011 18:03:32	Twilight	66.000	16	21Alp Sco	1.0200	3000.0	132	48116	No
237	GOM_NL__2PRFIN20110513_180518_000000633102_00257_48116_7006.N1	13-MAY-2011 18:05:18	Bright	63.000	80	7Del Sco	2.3160	30000.	126	48116	No
238	GOM_NL__2PRFIN20110513_180801_000000403102_00257_48116_7007.N1	13-MAY-2011 18:08:01	Bright	39.500	122	9Alp2Lib	2.7470	9700.0	79	48116	No
239	GOM_NL__2PRFIN20110513_180954_000000463102_00257_48116_7008.N1	13-MAY-2011 18:09:54	Bright	45.500	104	27Bet Lib	2.6140	13100.	91	48116	No
240	GOM_NL__2PRFIN20110513_181520_000000463102_00257_48116_7009.N1	13-MAY-2011 18:15:20	Bright	45.500	102	24Alp Ser	2.6000	4250.0	91	48116	No
241	GOM_NL__2PRFIN20110513_181821_000000373102_00257_48116_7010.N1	13-MAY-2011 18:18:21	Bright	36.500	3	16Alp Boo	-0.050000	4250.0	73	48116	No
242	GOM_NL__2PRFIN20110513_182052_000000393102_00257_48116_7011.N1	13-MAY-2011 18:20:52	Bright	39.000	83		2.3780	11000.	78	48116	No
243	GOM_NL__2PRFIN20110513_182400_000000383102_00257_48116_7012.N1	13-MAY-2011 18:24:00	Bright	38.000	180	27Gam Boo	3.0400	8000.0	76	48116	No
244	GOM_NL__2PRFIN20110513_183245_000000613102_00257_48116_7013.N1	13-MAY-2011 18:32:45	Bright	61.000	119	14Eta Dra	2.7270	4700.0	122	48116	No
245	GOM_NL__2PRFIN20110513_184338_000000443102_00257_48116_7014.N1	13-MAY-2011 18:43:38	Bright	43.500	89	5Alp Cep	2.4510	8000.0	87	48116	No
246	GOM_NL__2PRFIN20110513_184703_000000503102_00257_48116_7015.N1	13-MAY-2011 18:47:03	Bright	50.000	74	11Bet Cas	2.2680	6600.0	100	48116	No
247	GOM_NL__2PRFIN20110513_185710_000000573102_00257_48116_7016.N1	13-MAY-2011 18:57:10	Twilight	57.000	93	53Bet Peg	2.5200	3100.0	114	48116	No
248	GOM_NL__2PRFIN20110513_190014_000000433102_00257_48116_7017.N1	13-MAY-2011 19:00:14	Twilight	42.500	140	88Gam Peg	2.8340	26000.	85	48116	No
249	GOM_NL__2PRFIN20110513_190145_000000533102_00257_48116_7018.N1	13-MAY-2011 19:01:45	Dark	53.000	90	54Alp Peg	2.4870	11000.	106	48116	No
250	GOM_NL__2PRFIN20110513_191515_000000493102_00257_48116_7019.N1	13-MAY-2011 19:15:15	Dark	49.000	18	24Alp PsA	1.1660	9700.0	98	48116	No
251	GOM_NL__2PRFIN20110513_191939_000000483102_00257_48116_7020.N1	13-MAY-2011 19:19:39	Dark	48.000	63	Bet Gru	2.1500	2800.0	96	48116	No
252	GOM_NL__2PRFIN20110513_192105_000000423102_00257_48116_7021.N1	13-MAY-2011 19:21:05	Dark	42.000	31	Alp Gru	1.7340	15200.	84	48116	No
253	GOM_NL__2PRFIN20110513_192638_000000433102_00258_48117_7012.N1	13-MAY-2011 19:26:38	Dark	43.000	45	Alp Pav	1.9400	26000.	86	48117	No
254	GOM_NL__2PRFIN20110513_193352_000000493102_00258_48117_7013.N1	13-MAY-2011 19:33:52	Straylight	49.000	141	Bet Ara	2.8400	4600.0	98	48117	No
255	GOM_NL__2PRFIN20110513_193622_000000553102_00258_48117_7014.N1	13-MAY-2011 19:36:22	Straylight	54.500	40	The Sco	1.8590	7100.0	109	48117	No
256	GOM_NL__2PRFIN20110513_193813_000000553102_00258_48117_7015.N1	13-MAY-2011 19:38:13	Straylight	55.000	25	35Lam Sco	1.6200	28000.	110	48117	No
257	GOM_NL__2PRFIN20110513_194037_000000533102_00258_48117_7016.N1	13-MAY-2011 19:40:37	Straylight	53.000	75	26Eps Sco	2.2910	4250.0	106	48117	No
258	GOM_NL__2PRFIN20110513_194346_000000623102_00258_48117_7017.N1	13-MAY-2011 19:43:46	Twilight	61.500	16	21Alp Sco	1.0200	3000.0	123	48117	No
259	GOM_NL__2PRFIN20110513_194532_000000533102_00258_48117_7018.N1	13-MAY-2011 19:45:32	Bright	53.000	80	7Del Sco	2.3160	30000.	106	48117	No
260	GOM_NL__2PRFIN20110513_194815_000000393102_00258_48117_7019.N1	13-MAY-2011 19:48:15	Bright	38.500	122	9Alp2Lib	2.7470	9700.0	77	48117	No
261	GOM_NL__2PRFIN20110513_195008_000000513102_00258_48117_7020.N1	13-MAY-2011 19:50:08	Bright	51.000	104	27Bet Lib	2.6140	13100.	102	48117	No
262	GOM_NL__2PRFIN20110513_195534_000000463102_00258_48117_7021.N1	13-MAY-2011 19:55:34	Bright	45.500	102	24Alp Ser	2.6000	4250.0	91	48117	No
263	GOM_NL__2PRFIN20110513_195835_000000373102_00258_48117_7022.N1	13-MAY-2011 19:58:35	Bright	37.000	3	16Alp Boo	-0.050000	4250.0	74	48117	No
264	GOM_NL__2PRFIN20110513_200106_000000413102_00258_48117_7023.N1	13-MAY-2011 20:01:06	Bright	40.500	83		2.3780	11000.	81	48117	No
265	GOM_NL__2PRFIN20110513_200413_000000393102_00258_48117_7024.N1	13-MAY-2011 20:04:13	Bright	39.000	180	27Gam Boo	3.0400	8000.0	78	48117	No
266	GOM_NL__2PRFIN20110513_201259_000000423102_00258_48117_7025.N1	13-MAY-2011 20:12:59	Bright	42.000	119	14Eta Dra	2.7270	4700.0	84	48117	No
267	GOM_NL__2PRFIN20110513_202351_000000453102_00258_48117_7026.N1	13-MAY-2011 20:23:51	Bright	44.500	89	5Alp Cep	2.4510	8000.0	89	48117	No
268	GOM_NL__2PRFIN20110513_202716_000000553102_00258_48117_7027.N1	13-MAY-2011 20:27:16	Bright	55.000	74	11Bet Cas	2.2680	6600.0	110	48117	No
269	GOM_NL__2PRFIN20110513_203724_000000613102_00258_48117_7028.N1	13-MAY-2011 20:37:24	Twilight	60.500	93	53Bet Peg	2.5200	3100.0	121	48117	No
270	GOM_NL__2PRFIN20110513_204028_000000443102_00258_48117_7029.N1	13-MAY-2011 20:40:28	Twilight	44.000	140	88Gam Peg	2.8340	26000.	88	48117	No
271	GOM_NL__2PRFIN20110513_204200_000000523102_00258_48117_7030.N1	13-MAY-2011 20:42:00	Dark	52.000	90	54Alp Peg	2.4870	11000.	104	48117	No
272	GOM_NL__2PRFIN20110513_205530_000000563102_00258_48117_7031.N1	13-MAY-2011 20:55:30	Dark	55.500	18	24Alp PsA	1.1660	9700.0	111	48117	No
273	GOM_NL__2PRFIN20110513_205954_000000533102_00258_48117_7032.N1	13-MAY-2011 20:59:54	Dark	53.000	63	Bet Gru	2.1500	2800.0	106	48117	No
274	GOM_NL__2PRFIN20110513_210119_000000483102_00258_48117_7033.N1	13-MAY-2011 21:01:19	Dark	48.000	31	Alp Gru	1.7340	15200.	96	48117	No
275	GOM_NL__2PRFIN20110513_210653_000000423102_00259_48118_7092.N1	13-MAY-2011 21:06:53	Dark	41.500	45	Alp Pav	1.9400	26000.	83	48118	No
276	GOM_NL__2PRFIN20110513_211407_000000503102_00259_48118_7093.N1	13-MAY-2011 21:14:07	Straylight	49.500	141	Bet Ara	2.8400	4600.0	99	48118	No
277	GOM_NL__2PRFIN20110513_211636_000000553102_00259_48118_7094.N1	13-MAY-2011 21:16:36	Straylight	55.000	40	The Sco	1.8590	7100.0	110	48118	No
278	GOM_NL__2PRFIN20110513_211827_000000573102_00259_48118_7095.N1	13-MAY-2011 21:18:27	Straylight	57.000	25	35Lam Sco	1.6200	28000.	114	48118	No

279	GOM_NL__2PRFIN20110513_212052_000000513102_00259_48118_7096.N1	13-MAY-2011 21:20:52	Straylight	50.500	75	26Eps Sco	2.2910	4250.0	101	48118	No
280	GOM_NL__2PRFIN20110513_212401_000000583102_00259_48118_7097.N1	13-MAY-2011 21:24:01	Twilight	58.000	16	21Alp Sco	1.0200	3000.0	116	48118	No
281	GOM_NL__2PRFIN20110513_212546_000000553102_00259_48118_7098.N1	13-MAY-2011 21:25:46	Bright	55.000	80	7Del Sco	2.3160	30000.	110	48118	No
282	GOM_NL__2PRFIN20110513_212830_000000403102_00259_48118_7099.N1	13-MAY-2011 21:28:30	Bright	39.500	122	9Alp2Lib	2.7470	9700.0	79	48118	No
283	GOM_NL__2PRFIN20110513_213022_000000583102_00259_48118_7100.N1	13-MAY-2011 21:30:22	Bright	58.000	104	27Bet Lib	2.6140	13100.	116	48118	No
284	GOM_NL__2PRFIN20110513_213547_000000463102_00259_48118_7101.N1	13-MAY-2011 21:35:47	Bright	45.500	102	24Alp Ser	2.6000	4250.0	91	48118	No
285	GOM_NL__2PRFIN20110513_213849_000000373102_00259_48118_7102.N1	13-MAY-2011 21:38:49	Bright	36.500	3	16Alp Boo	-0.050000	4250.0	73	48118	No
286	GOM_NL__2PRFIN20110513_214120_000000393102_00259_48118_7103.N1	13-MAY-2011 21:41:20	Bright	39.000	83		2.3780	11000.	78	48118	No
287	GOM_NL__2PRFIN20110513_214427_000000373102_00259_48118_7104.N1	13-MAY-2011 21:44:27	Bright	37.000	180	27Gam Boo	3.0400	8000.0	74	48118	No
288	GOM_NL__2PRFIN20110513_215312_000000433102_00259_48118_7105.N1	13-MAY-2011 21:53:12	Bright	43.000	119	14Eta Dra	2.7270	4700.0	86	48118	No
289	GOM_NL__2PRFIN20110513_220405_000000453102_00259_48118_7106.N1	13-MAY-2011 22:04:05	Bright	44.500	89	5Alp Cep	2.4510	8000.0	89	48118	No
290	GOM_NL__2PRFIN20110513_220730_000000553102_00259_48118_7107.N1	13-MAY-2011 22:07:30	Bright	55.000	74	11Bet Cas	2.2680	6600.0	110	48118	No
291	GOM_NL__2PRFIN20110513_221739_000000593102_00259_48118_7108.N1	13-MAY-2011 22:17:39	Twilight	58.500	93	53Bet Peg	2.5200	3100.0	117	48118	No
292	GOM_NL__2PRFIN20110513_222042_000000433102_00259_48118_7109.N1	13-MAY-2011 22:20:42	Twilight	43.000	140	88Gam Peg	2.8340	26000.	86	48118	No
293	GOM_NL__2PRFIN20110513_222214_000000563102_00259_48118_7110.N1	13-MAY-2011 22:22:14	Dark	55.500	90	54Alp Peg	2.4870	11000.	111	48118	No
294	GOM_NL__2PRFIN20110513_223545_000000483102_00259_48118_7111.N1	13-MAY-2011 22:35:45	Dark	47.500	18	24Alp PsA	1.1660	9700.0	95	48118	No
295	GOM_NL__2PRFIN20110513_224008_000000483102_00259_48118_7112.N1	13-MAY-2011 22:40:08	Dark	48.000	63	Bet Gru	2.1500	2800.0	96	48118	No
296	GOM_NL__2PRFIN20110513_224134_000000433102_00259_48118_7113.N1	13-MAY-2011 22:41:34	Dark	42.500	31	Alp Gru	1.7340	15200.	85	48118	No
297	GOM_NL__2PRFIN20110513_224707_000000413102_00260_48119_7127.N1	13-MAY-2011 22:47:07	Dark	41.000	45	Alp Pav	1.9400	26000.	82	48119	No
298	GOM_NL__2PRFIN20110513_225421_000000463102_00260_48119_7128.N1	13-MAY-2011 22:54:21	Straylight	46.000	141	Bet Ara	2.8400	4600.0	92	48119	No
299	GOM_NL__2PRFIN20110513_225651_000000543102_00260_48119_7129.N1	13-MAY-2011 22:56:51	Straylight	53.500	40	The Sco	1.8590	7100.0	107	48119	No
300	GOM_NL__2PRFIN20110513_225842_000000563102_00260_48119_7130.N1	13-MAY-2011 22:58:42	Straylight	55.500	25	35Lam Sco	1.6200	28000.	111	48119	No
301	GOM_NL__2PRFIN20110513_230106_000000523102_00260_48119_7131.N1	13-MAY-2011 23:01:06	Straylight	52.000	75	26Eps Sco	2.2910	4250.0	104	48119	No
302	GOM_NL__2PRFIN20110513_230415_000000643102_00260_48119_7132.N1	13-MAY-2011 23:04:15	Twilight	64.000	16	21Alp Sco	1.0200	3000.0	128	48119	No
303	GOM_NL__2PRFIN20110513_230600_000000543102_00260_48119_7133.N1	13-MAY-2011 23:06:00	Bright	54.000	80	7Del Sco	2.3160	30000.	108	48119	No
304	GOM_NL__2PRFIN20110513_230844_000000393102_00260_48119_7134.N1	13-MAY-2011 23:08:44	Bright	38.500	122	9Alp2Lib	2.7470	9700.0	77	48119	No
305	GOM_NL__2PRFIN20110513_231036_000000413102_00260_48119_7135.N1	13-MAY-2011 23:10:36	Bright	41.000	104	27Bet Lib	2.6140	13100.	82	48119	No
306	GOM_NL__2PRFIN20110513_231601_000000453102_00260_48119_7136.N1	13-MAY-2011 23:16:01	Bright	45.000	102	24Alp Ser	2.6000	4250.0	90	48119	No
307	GOM_NL__2PRFIN20110513_231903_000000373102_00260_48119_7137.N1	13-MAY-2011 23:19:03	Bright	36.500	3	16Alp Boo	-0.050000	4250.0	73	48119	No
308	GOM_NL__2PRFIN20110513_232134_000000403102_00260_48119_7138.N1	13-MAY-2011 23:21:34	Bright	40.000	83		2.3780	11000.	80	48119	No
309	GOM_NL__2PRFIN20110513_232441_000000373102_00260_48119_7139.N1	13-MAY-2011 23:24:41	Bright	37.000	180	27Gam Boo	3.0400	8000.0	74	48119	No
310	GOM_NL__2PRFIN20110513_233326_000000443102_00260_48119_7140.N1	13-MAY-2011 23:33:26	Bright	44.000	119	14Eta Dra	2.7270	4700.0	88	48119	No
311	GOM_NL__2PRFIN20110513_234419_000000453102_00260_48119_7141.N1	13-MAY-2011 23:44:19	Bright	44.500	89	5Alp Cep	2.4510	8000.0	89	48119	No
312	GOM_NL__2PRFIN20110513_234744_000000543102_00260_48119_7142.N1	13-MAY-2011 23:47:44	Bright	54.000	74	11Bet Cas	2.2680	6600.0	108	48119	No
313	GOM_NL__2PRFIN20110513_235753_000000593102_00260_48119_7143.N1	13-MAY-2011 23:57:53	Twilight	59.000	93	53Bet Peg	2.5200	3100.0	118	48119	No

3. Quality information per product

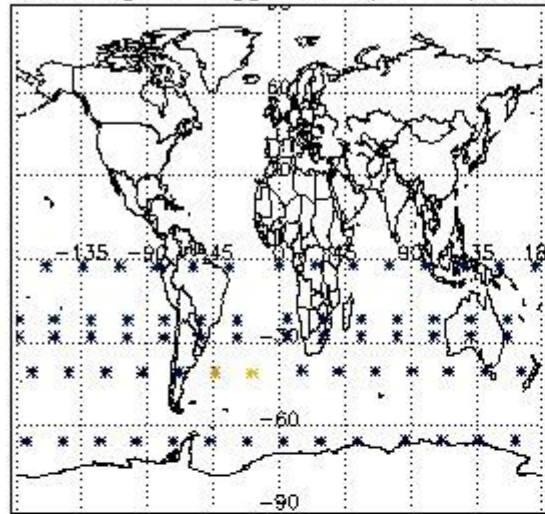
In this section it is plotted some information contained in the Quality Summary data set of the level 2 products. Only products in dark limb conditions and without errors (error flag in the MPH set to "0") are used.

3.1 Plot quality information per product (time dependant)

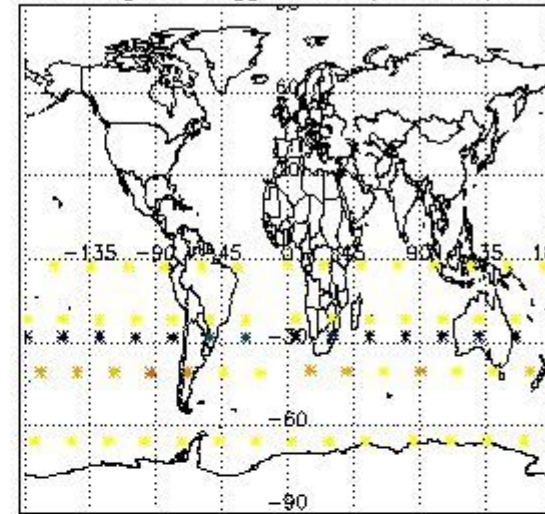


3.2 Plot quality information per product (world map)

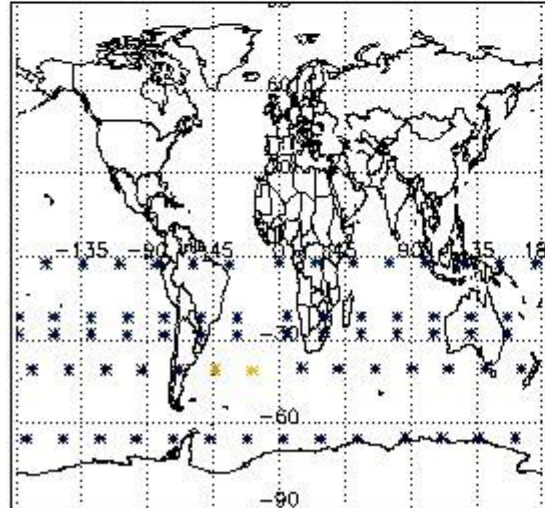
Percentage of flagged data per O3 profile



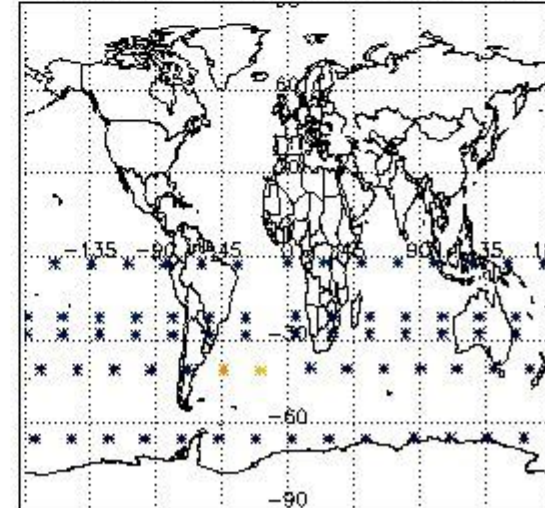
Percentage of flagged data per H2O profile



Percentage of flagged data per NO2 profile



Percentage of flagged data per NO3 profile

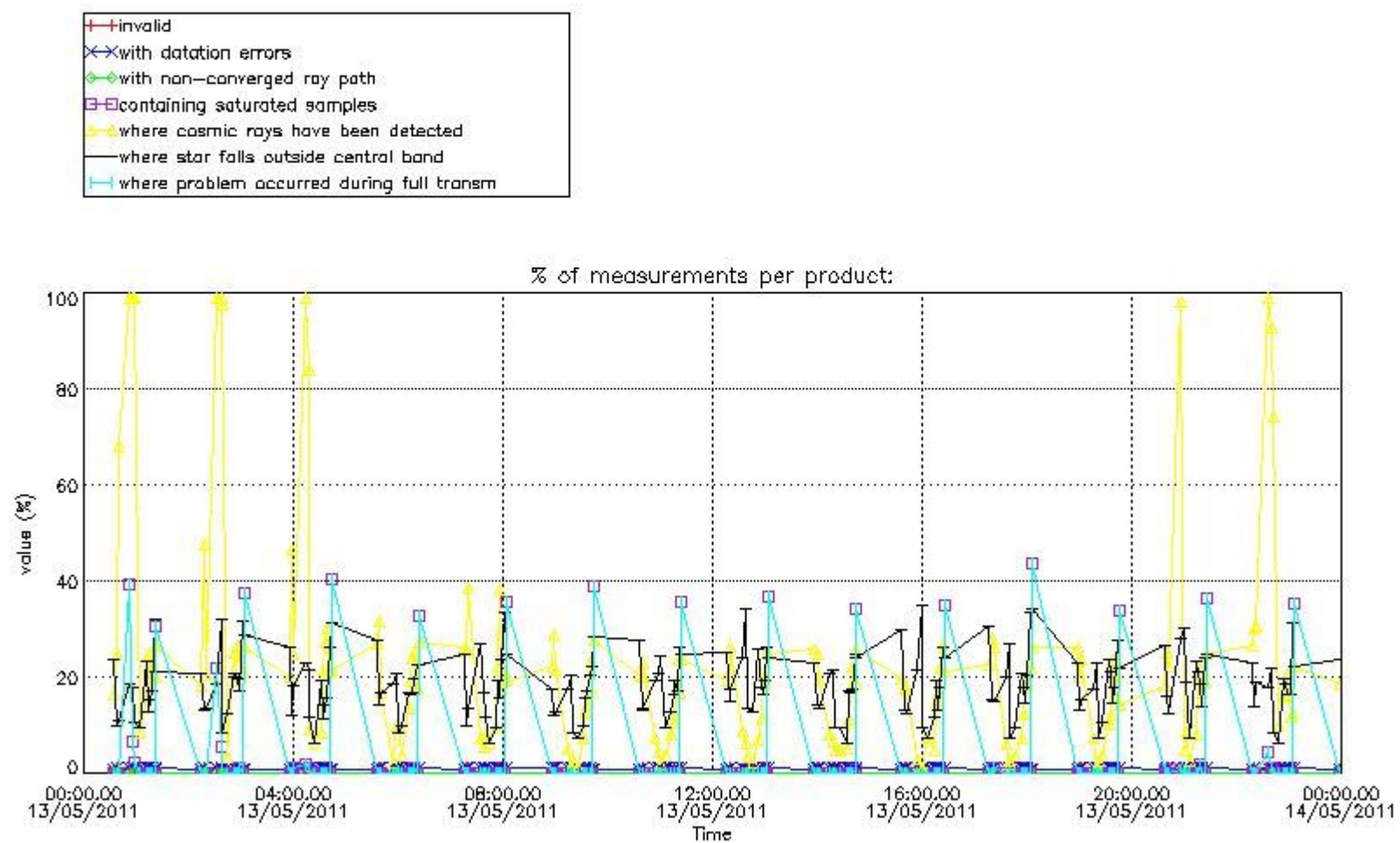


4. Level 1 quality information per product

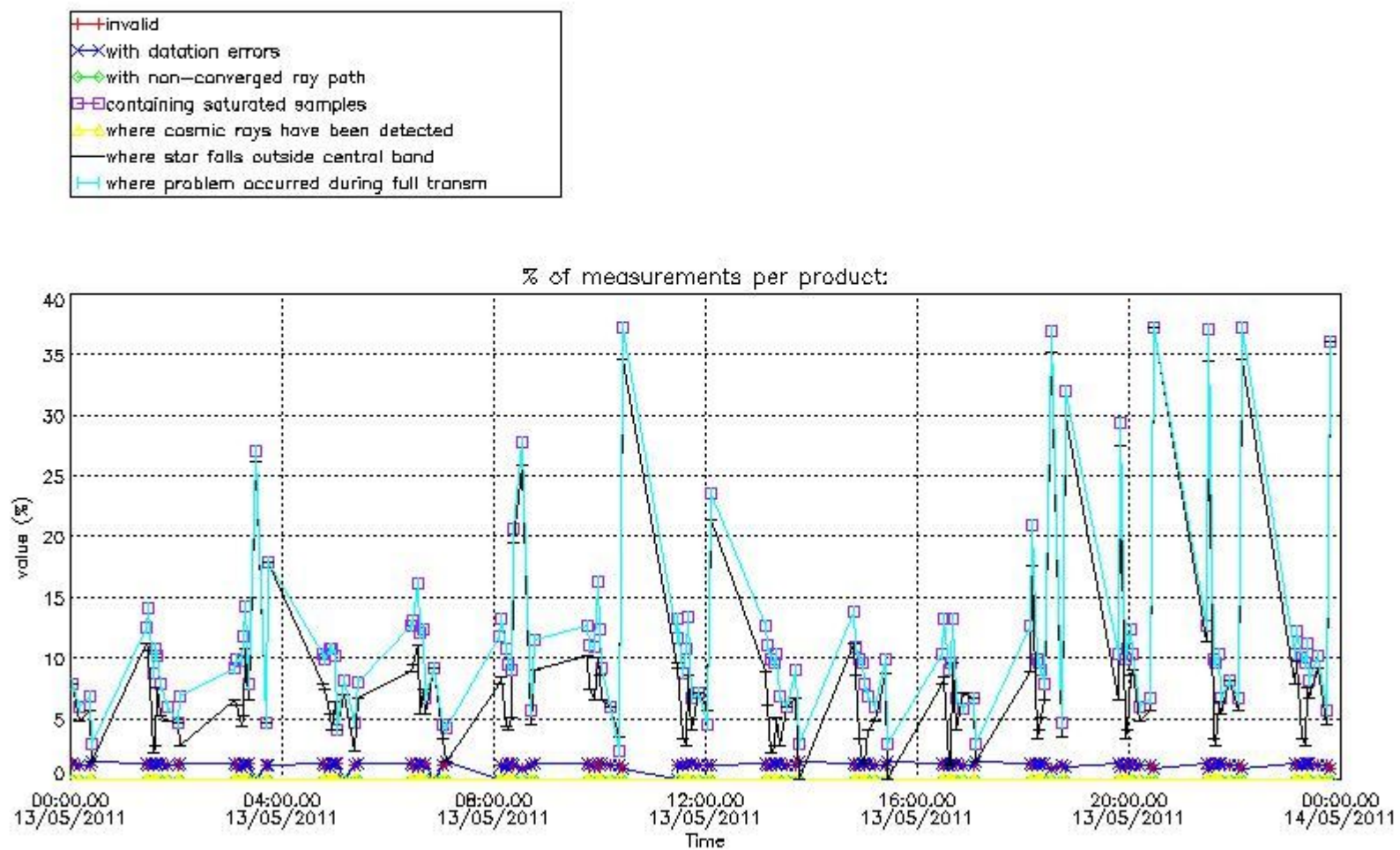
In this section it is plotted some information contained in the Quality Summary data set of the level 2 products that comes from the level 1b processing. Products without errors (error flag in the MPH set to "0") are used.

4.1 Plot quality information per product (time dependant) coming from level 1b processing

4.1.1 Plot level 1 quality information per product (time dependant): ENVISAT ASCENDING passes

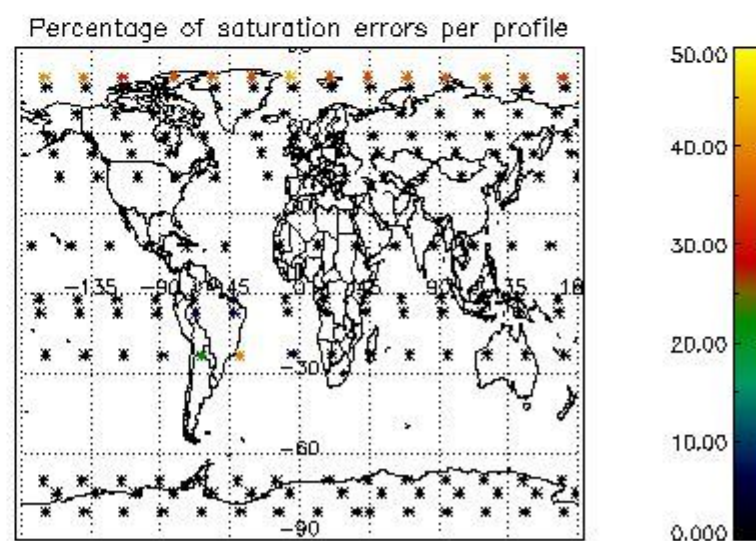
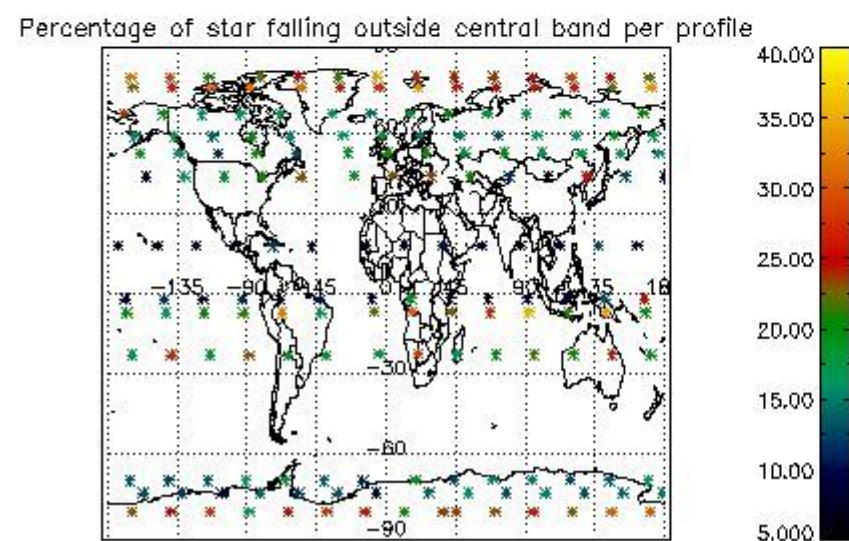
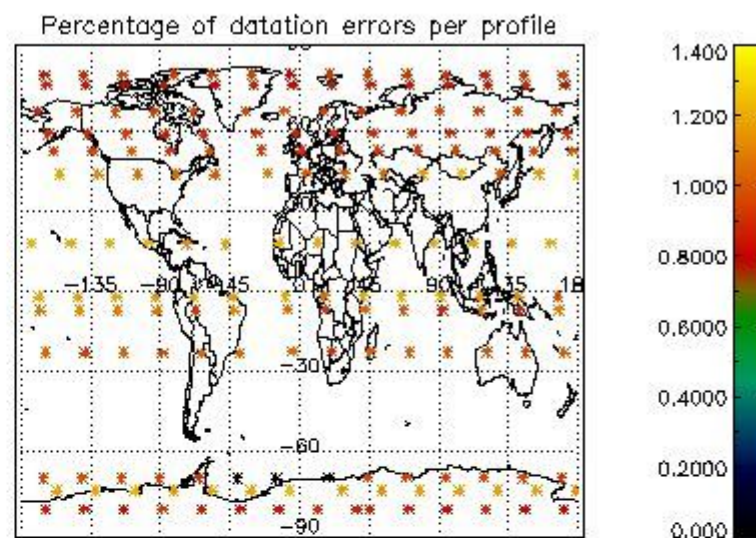
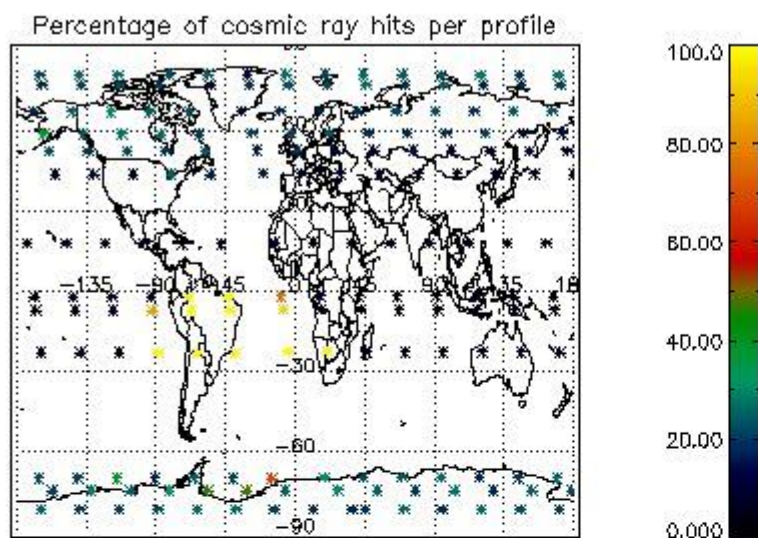


4.1.2 Plot level 1 quality information per product (time dependant): ENVI SAT DESCENDING passes

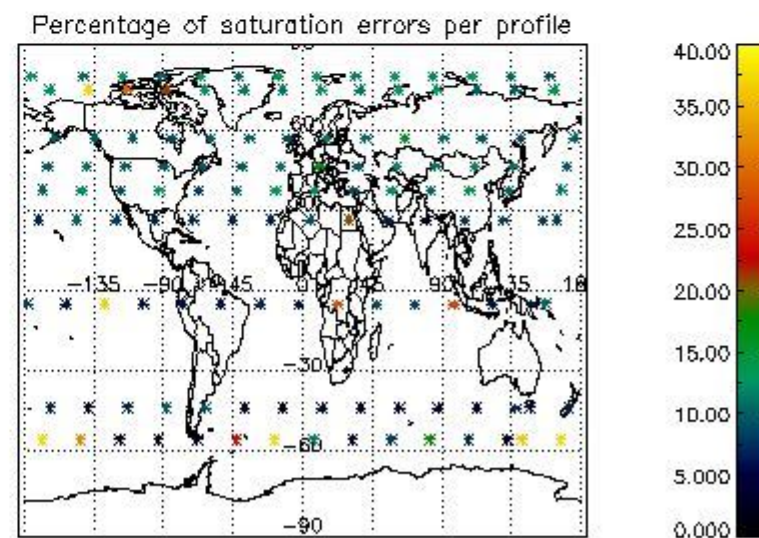
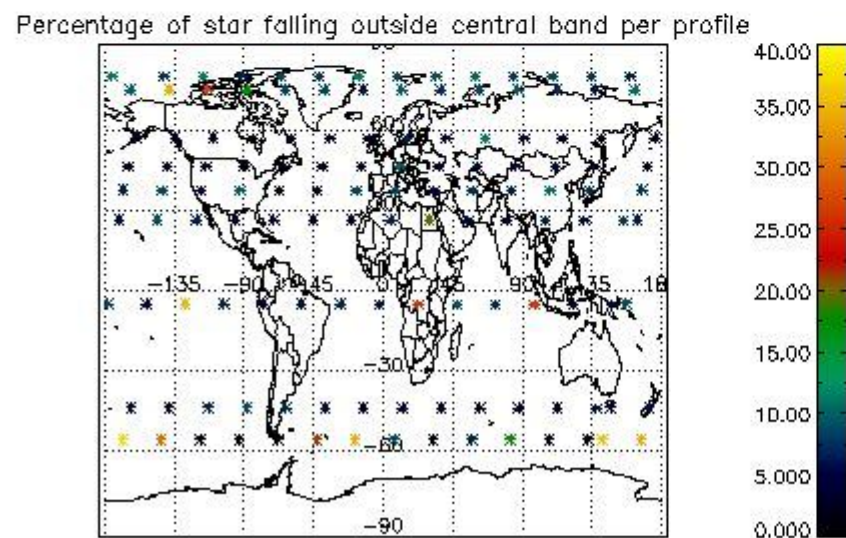
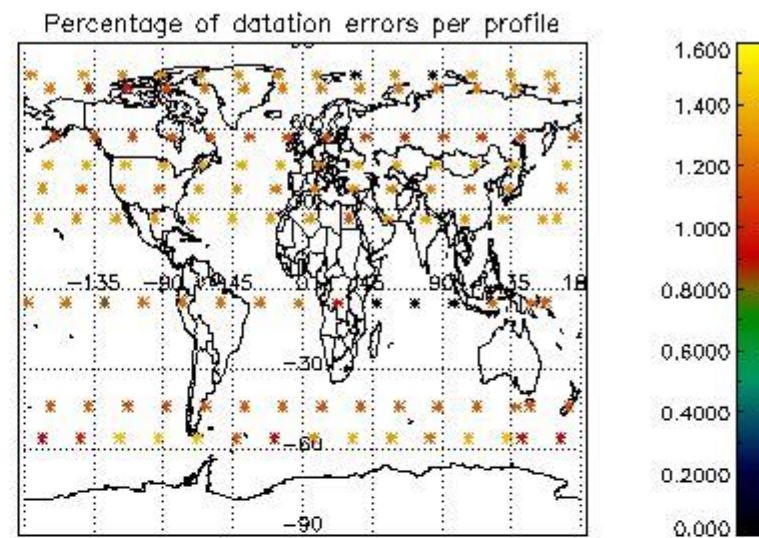
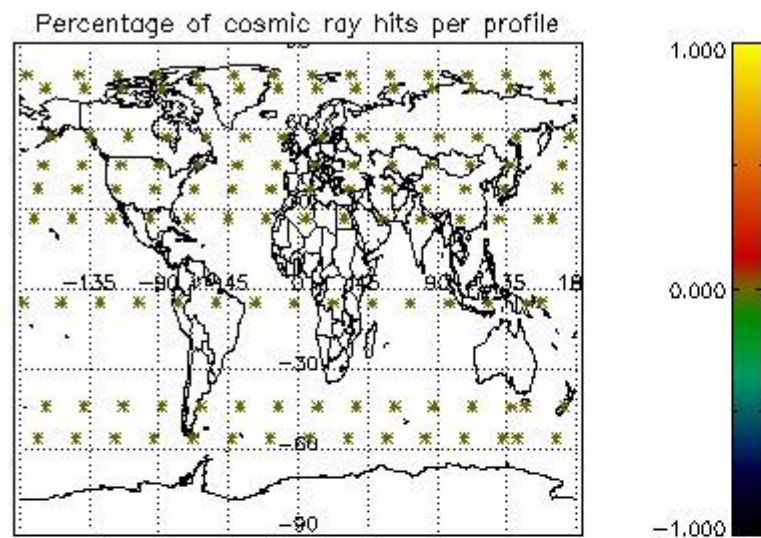


4.2 Plot quality information per product coming from level 1b processing (world map)

4.2.1 Plot level 1 quality information per product (world map): ENVISAT ASCENDING passes



4.2.2 Plot level 1 quality information per product (world map): ENVISAT DESCENDING passes



5. Trace gas profiles

5.1 Ozone statistics based on quality of products

The final quality of the products can be "measured" using the STD (Standard Deviation) attached to every point profile. This information is written to the parameter GOM_NL__2P/NL_LOCAL_SPECIES_DENSITY/o3_std of the level 2 products. The table below shows the statistics for given STD ranges.

The statistics are given with respect to the overall valid production:

- Products without fatal errors: GOM_NL__2P/MPH/PRODUCT_ERR=0
- Valid point profile: GOM_NL__2P/NL_LOCAL_SPECIES_DENSITY/pcd(0)=0

The 'Criteria' is applied to valid points of dark limb products:

- Products in dark limb illumination condition: GOM_NL__2P/NL_SUMMARY_QUALITY/obs_ill_cond=0
- Products without fatal errors: GOM_NL__2P/MPH/PRODUCT_ERR=0
- Valid point profile: GOM_NL__2P/NL_LOCAL_SPECIES_DENSITY/pcd(0)=0

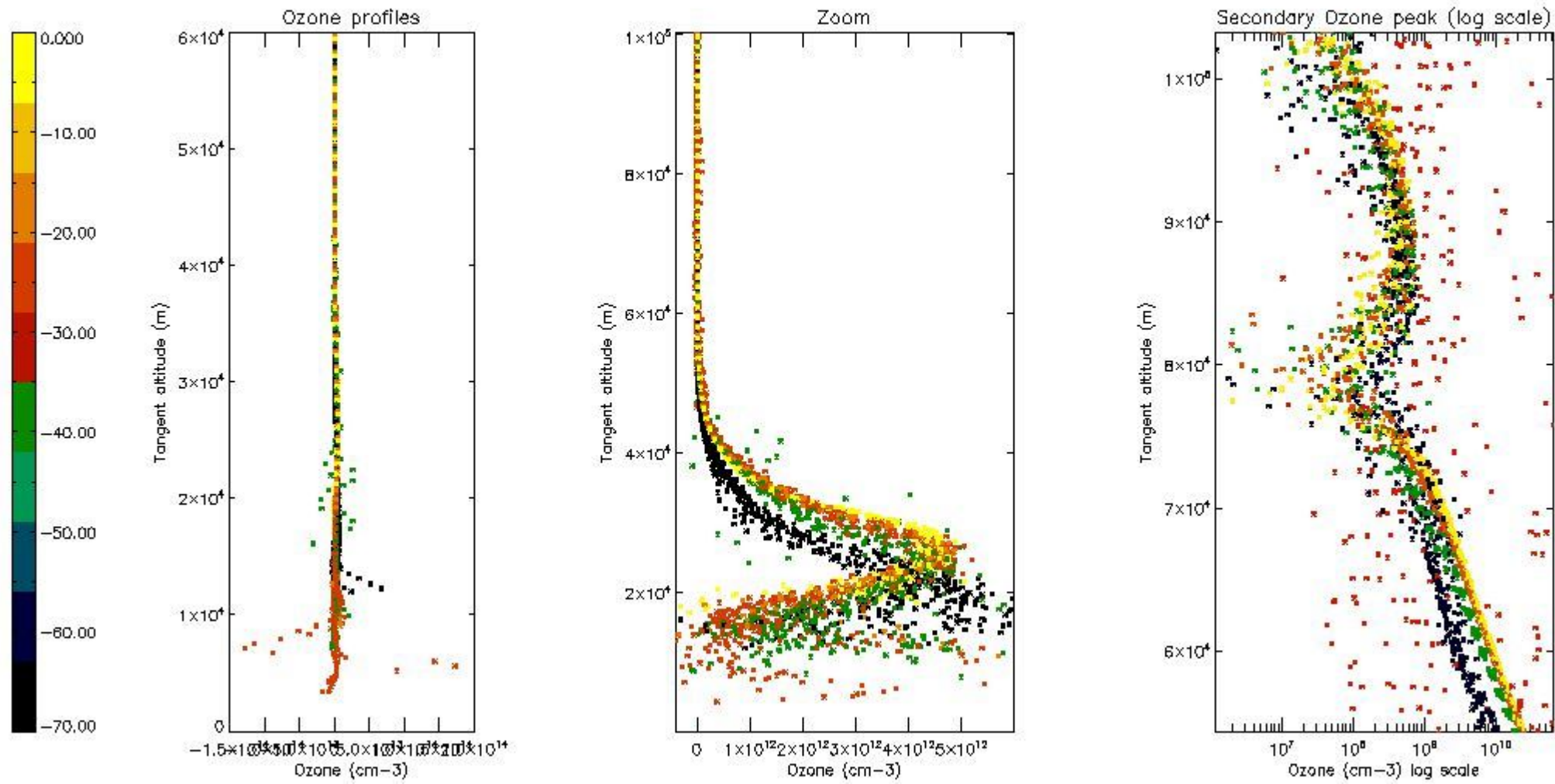
So, the table below shows the percentage of dark limb and valid observations for each criteria with respect to the overall valid daily observations.

Criteria	% of total production
All STD	23
STD < 20	12

STD < 10	9
STD < 5	5

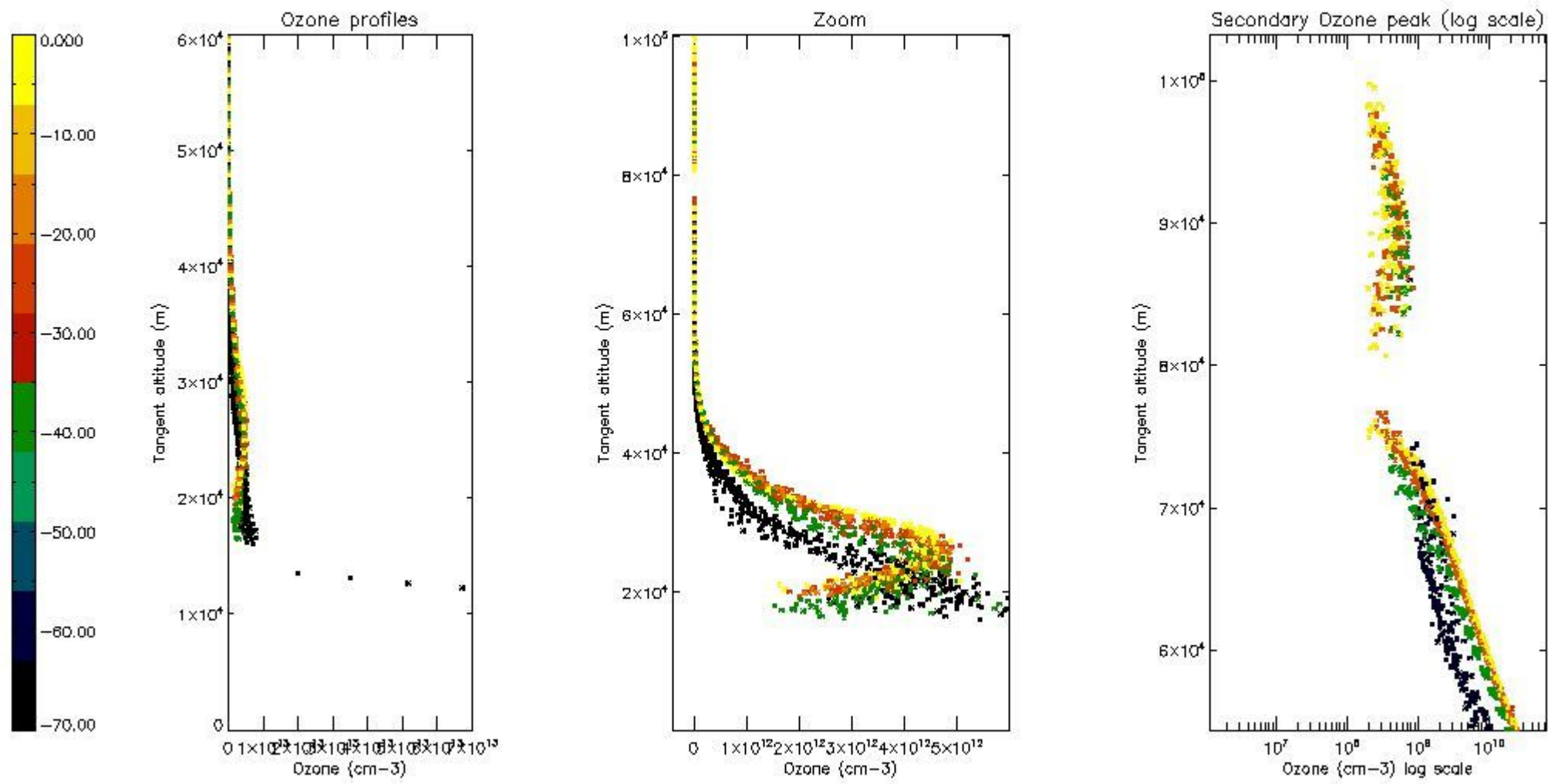
5.2 Plot ozone profiles for all STD (dark without errors)

The colorbar represents the latitude.



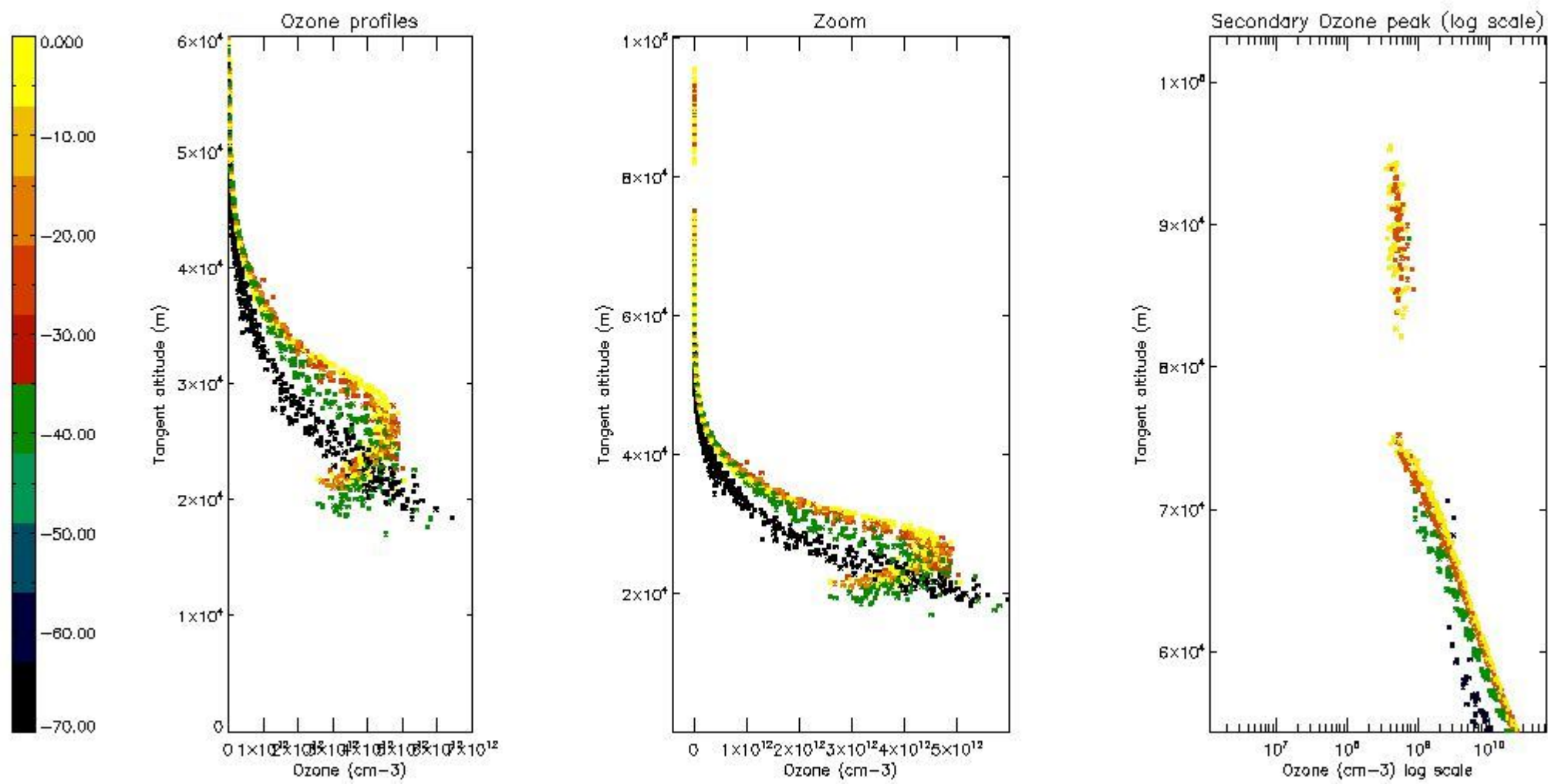
5.3 Plot ozone profiles where STD < 20% (dark without errors)

The colorbar represents the latitude.



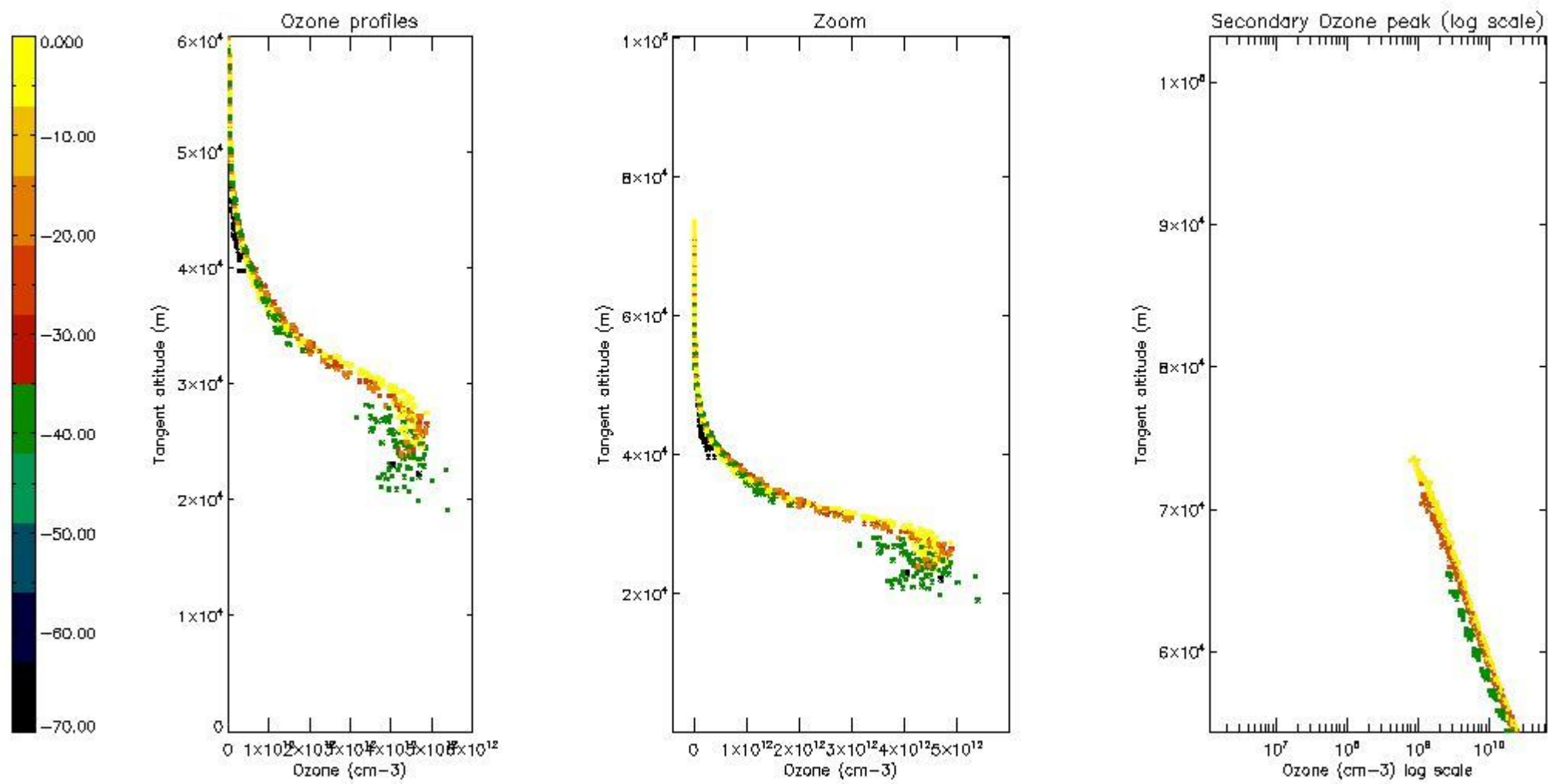
5.4 Plot ozone profiles where STD < 10% (dark without errors)

The colorbar represents the latitude.



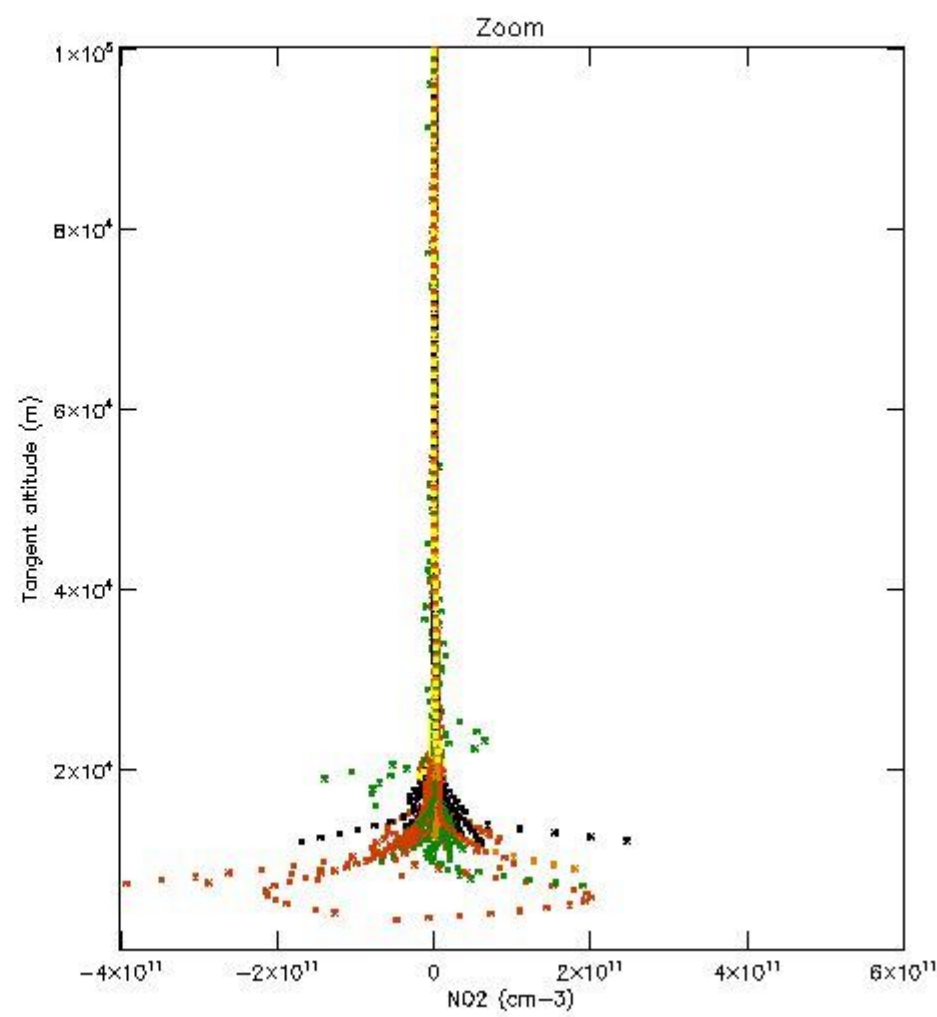
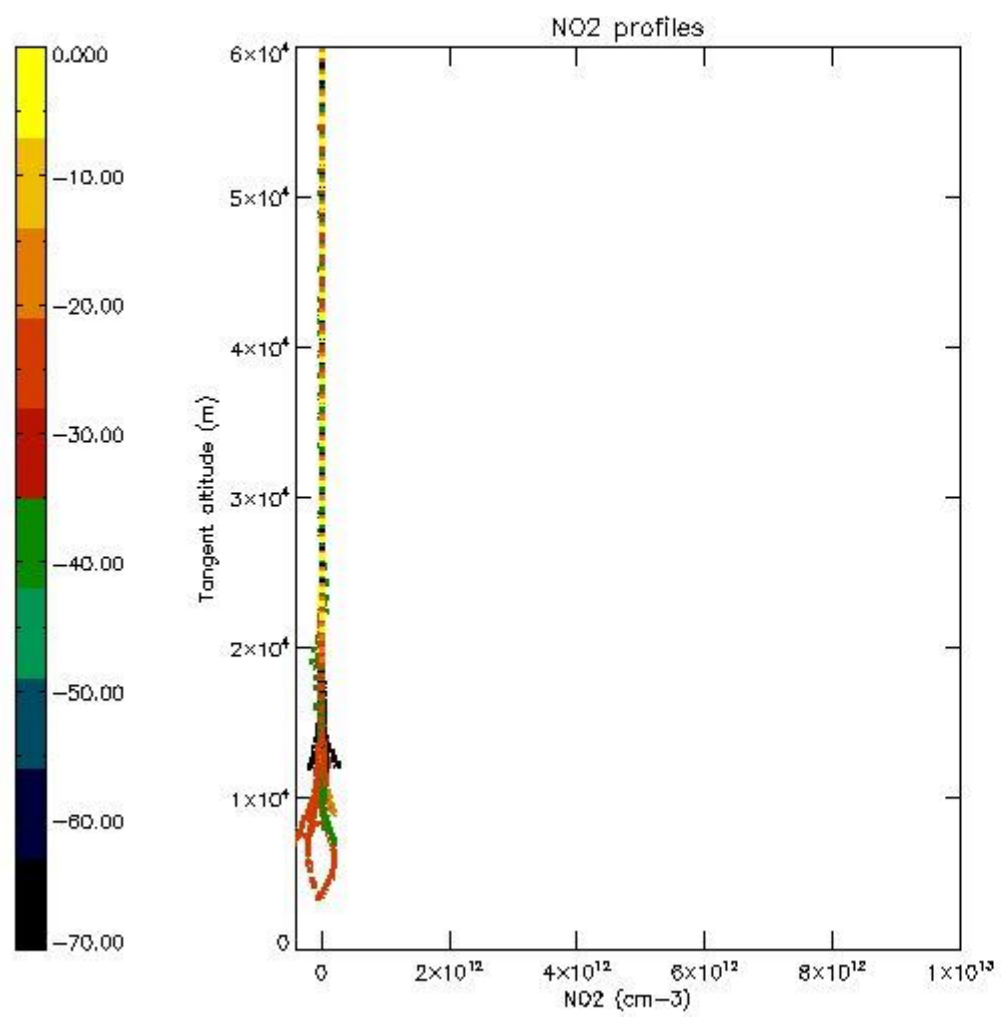
5.5 Plot ozone profiles where STD < 5% (dark without errors)

The colorbar represents the latitude.



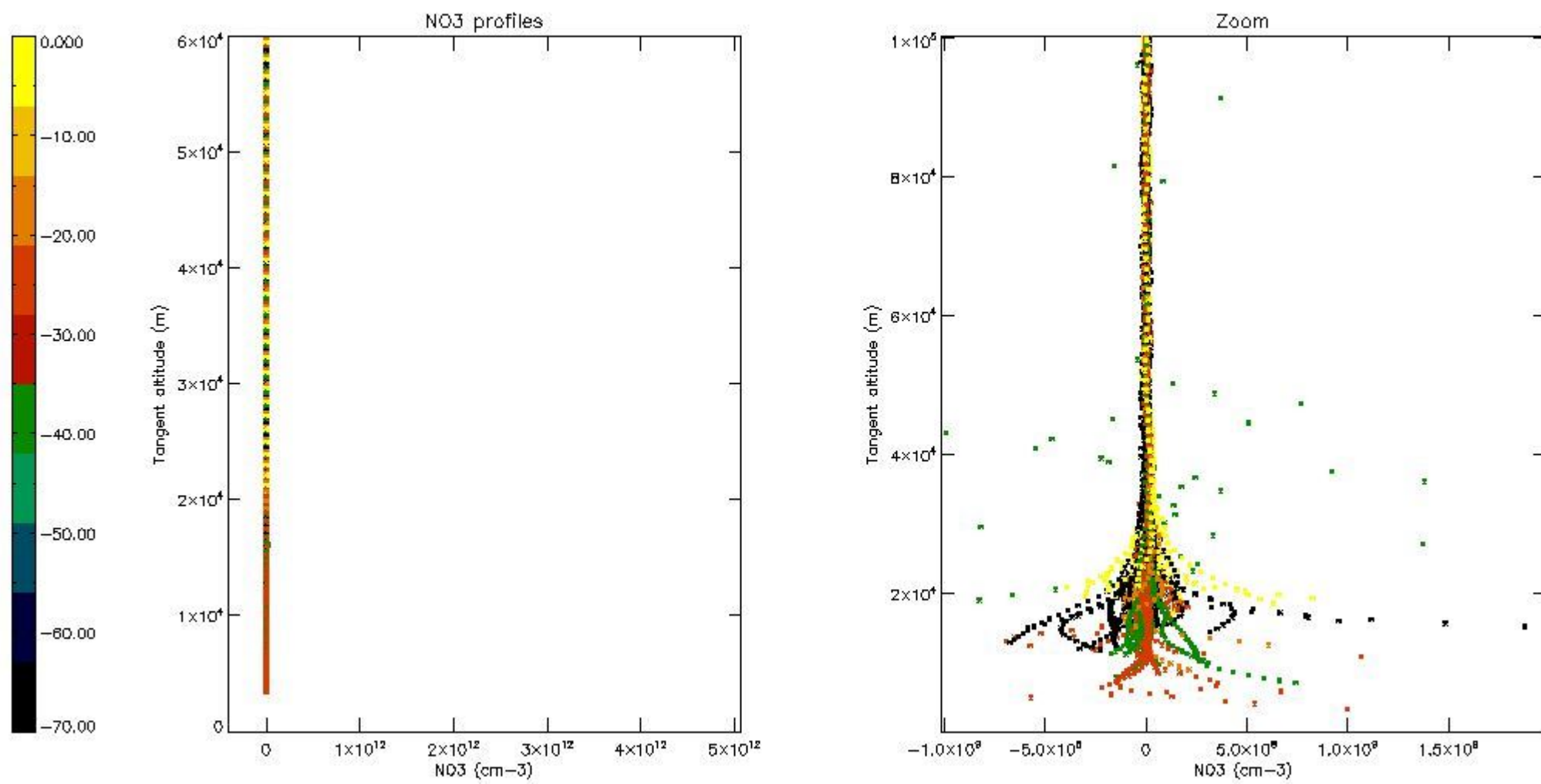
5.6 Plot NO₂ profiles for all STD (dark without errors)

The colorbar represents the latitude.



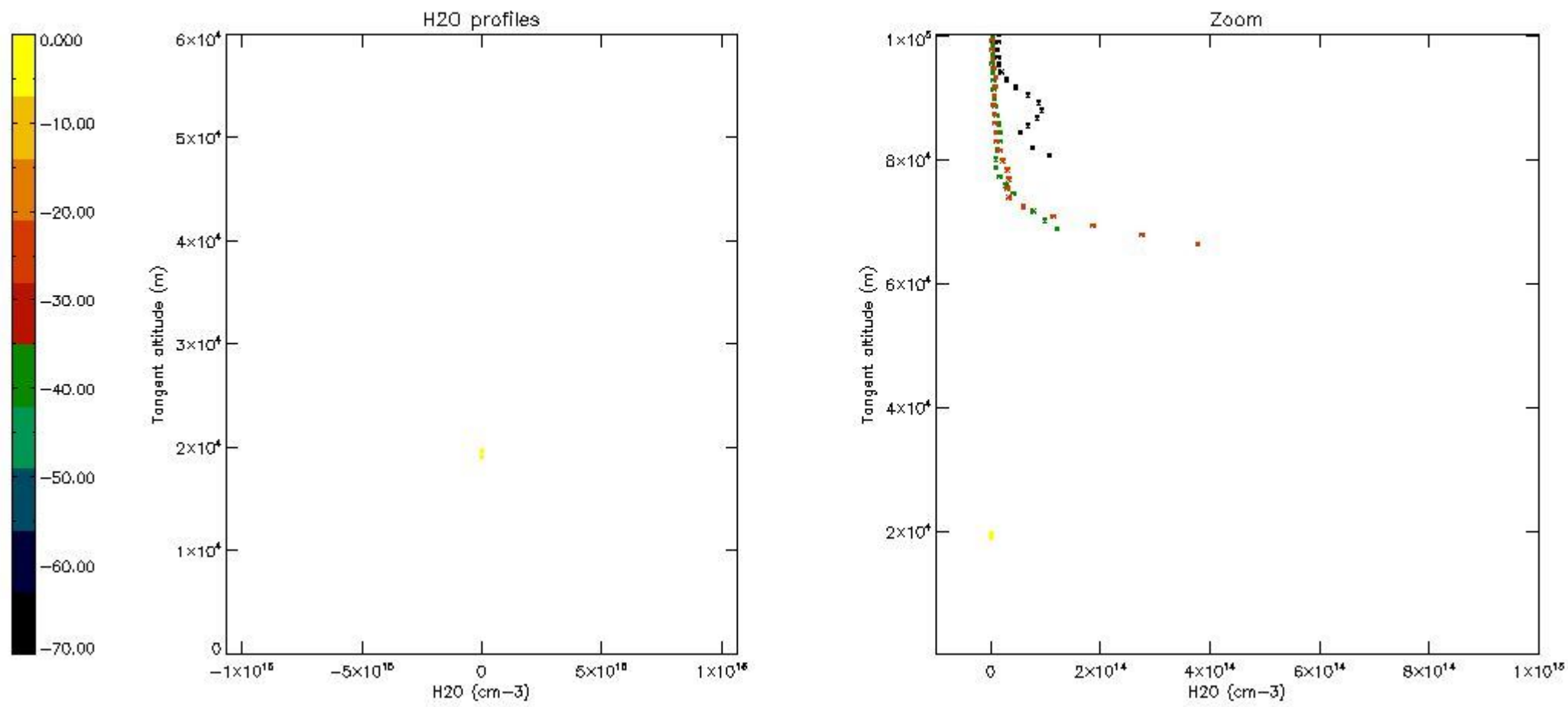
5.7 Plot NO3 profiles for all STD (dark without errors)

The colorbar represents the latitude.



5.8 Plot H2O profiles for all STD (only for occultations of stars 1,2,3,4,13,14,16,26,63 dark without errors)

The colorbar represents the latitude.



6. Auxiliary Data Files used for the production reported in section 2

The number reported in the third column indicates since which file (see list in section 2) the corresponding auxiliary file has been used. The fourth column is the date of those product files.

Type	Auxiliary Filename	Used since product	Used since product date
INST_PHYS_CHARACTERISTICS	GOM_INS_AXVIEC20091111_143220_20030716_120000_20500101_000000	1	13-MAY-2011 00:01:28
LEVEL-2_PROC_CONFIG	GOM_PR2_AXVIEC20091111_152718_20020301_000000_20500101_000000	1	13-MAY-2011 00:01:28
CROSS_SECTIONS_FILE	GOM_CRS_AXVIEC20091111_154832_20020301_000000_20500101_000000	1	13-MAY-2011 00:01:28

GOMOS Level 2 Daily Report

SUMMARY

[1. General Info](#)

[2. Summary of processed GOM_NL_2P products](#)

[3. Level 2 Quality information per product](#)

[3.1 Plot of level 2 quality information per product \(time dependant\)](#)

[3.2 Plot of level 2 quality information per product \(world map\)](#)

[4. Level 1 Quality information per product \(stored on level 2 products\)](#)

[4.1 Plot of level 1 quality information per product \(time dependant\)](#)

[4.1.1 Plot of level 1 quality information per product \(time dependant\): ASCENDING](#)

[4.1.2 Plot of level 1 quality information per product \(time dependant\): DESCENDING](#)

[4.2 Plot of level 1 quality information per product \(world map\)](#)

[4.2.1 Plot of level 1 quality information per product \(world map\): ASCENDING](#)

[4.2.2 Plot of level 1 quality information per product \(world map\): DESCENDING](#)

[5. Ozone profiles based on quality statistics and other trace gas profiles](#)

[5.1 Ozone statistics based on quality of products](#)

[5.2 Plot ozone profiles for all STD \(dark without errors\)](#)

[5.3 Plot ozone profiles where STD < 20% \(dark without errors\)](#)

[5.4. Plot ozone profiles where STD < 10% \(dark without errors\)](#)

[5.5. Plot ozone profiles where STD < 5% \(dark without errors\)](#)

[5.6 Plot NO2 profiles for all STD \(dark without errors\)](#)

[5.7 Plot NO3 profiles for all STD \(dark without errors\)](#)

[5.8 Plot H2O profiles \(only for occultations of stars 1,2,3,4,13,14,16,26,63 dark without errors\) for all STD](#)

[6. Auxiliary Data Files used for the production reported in section 2](#)

This report presents the daily analysis on parameters extracted from GOMOS level 2 data (GOM_NL__2P). It is intended to monitor some important parameters that will impact the quality of these products. A list of level 2 products (and content) that have arrived during the reporting day to the PCF is also given.

Item	Value
Time of report generation	24APR2013 13:33:17
Data source version	GOMOS/6.01
Start time of products	13-05-2011 (13MAY2011 00:00:00)
Stop time of products	14-05-2011 (14MAY2011 00:00:00)
Store outputs in DB	Yes
Nb of level 2 prods	313
Nb of prods with errors	0

2. Summary of processed GOM_NL__2P products.

Nr	Filename	UTC Start time	Limb	Duration	Star Id	Star Name	Star Mag	Star Temp	Nb Meas	Orbit	Prod. error
1	GOM_NL__2PRFIN20110513_000128_000000383102_00246_48105_6723.N1	13-MAY-2011 00:01:28	Bright	38.000	180	27Gam Boo	3.0400	8000.0	76	48105	No
2	GOM_NL__2PRFIN20110513_001017_000000423102_00246_48105_6724.N1	13-MAY-2011 00:10:17	Bright	42.000	119	14Eta Dra	2.7270	4700.0	84	48105	No
3	GOM_NL__2PRFIN20110513_002109_000000443102_00246_48105_6725.N1	13-MAY-2011 00:21:09	Bright	44.000	89	5Alp Cep	2.4510	8000.0	88	48105	No
4	GOM_NL__2PRFIN20110513_002429_000000353102_00246_48105_6726.N1	13-MAY-2011 00:24:29	Bright	35.000	74	11Bet Cas	2.2680	6600.0	70	48105	No
5	GOM_NL__2PRFIN20110513_003434_000000583102_00246_48105_6727.N1	13-MAY-2011 00:34:34	Twilight	57.500	93	53Bet Peg	2.5200	3100.0	115	48105	No
6	GOM_NL__2PRFIN20110513_003737_000000413102_00246_48105_6728.N1	13-MAY-2011 00:37:37	Twilight	40.500	140	88Gam Peg	2.8340	26000.	81	48105	No
7	GOM_NL__2PRFIN20110513_003906_000000503102_00246_48105_6729.N1	13-MAY-2011 00:39:06	Dark	50.000	90	54Alp Peg	2.4870	11000.	100	48105	No
8	GOM_NL__2PRFIN20110513_005233_000000493102_00246_48105_6730.N1	13-MAY-2011 00:52:33	Dark	48.500	18	24Alp PsA	1.1660	9700.0	97	48105	No
9	GOM_NL__2PRFIN20110513_005658_000000453102_00246_48105_6731.N1	13-MAY-2011 00:56:58	Dark	45.000	63	Bet Gru	2.1500	2800.0	90	48105	No
10	GOM_NL__2PRFIN20110513_005823_000000433102_00246_48105_6732.N1	13-MAY-2011 00:58:23	Dark	43.000	31	Alp Gru	1.7340	15200.	86	48105	No
11	GOM_NL__2PRFIN20110513_010356_000000433102_00247_48106_6723.N1	13-MAY-2011 01:03:56	Dark	42.500	45	Alp Pav	1.9400	26000.	85	48106	No
12	GOM_NL__2PRFIN20110513_011113_000000503102_00247_48106_6724.N1	13-MAY-2011 01:11:13	Straylight	49.500	141	Bet Ara	2.8400	4600.0	99	48106	No
13	GOM_NL__2PRFIN20110513_011340_000000513102_00247_48106_6725.N1	13-MAY-2011 01:13:40	Straylight	50.500	40	The Sco	1.8590	7100.0	101	48106	No
14	GOM_NL__2PRFIN20110513_011531_000000563102_00247_48106_6726.N1	13-MAY-2011 01:15:31	Straylight	56.000	25	35Lam Sco	1.6200	28000.	112	48106	No
15	GOM_NL__2PRFIN20110513_011758_000000533102_00247_48106_6727.N1	13-MAY-2011 01:17:58	Straylight	52.500	75	26Eps Sco	2.2910	4250.0	105	48106	No
16	GOM_NL__2PRFIN20110513_012108_000000663102_00247_48106_6728.N1	13-MAY-2011 01:21:08	Twilight	65.500	16	21Alp Sco	1.0200	3000.0	131	48106	No
17	GOM_NL__2PRFIN20110513_012255_000000533102_00247_48106_6729.N1	13-MAY-2011 01:22:55	Bright	52.500	80	7Del Sco	2.3160	30000.	105	48106	No
18	GOM_NL__2PRFIN20110513_012540_000000403102_00247_48106_6730.N1	13-MAY-2011 01:25:40	Bright	40.000	122	9Alp2Lib	2.7470	9700.0	80	48106	No
19	GOM_NL__2PRFIN20110513_012734_000000433102_00247_48106_6731.N1	13-MAY-2011 01:27:34	Bright	42.500	104	27Bet Lib	2.6140	13100.	85	48106	No
20	GOM_NL__2PRFIN20110513_013303_000000463102_00247_48106_6732.N1	13-MAY-2011 01:33:03	Bright	45.500	102	24Alp Ser	2.6000	4250.0	91	48106	No
21	GOM_NL__2PRFIN20110513_013602_000000373102_00247_48106_6733.N1	13-MAY-2011 01:36:02	Bright	37.000	3	16Alp Boo	-0.050000	4250.0	74	48106	No
22	GOM_NL__2PRFIN20110513_013835_000000403102_00247_48106_6734.N1	13-MAY-2011 01:38:35	Bright	39.500	83		2.3780	11000.	79	48106	No
23	GOM_NL__2PRFIN20110513_014141_000000383102_00247_48106_6735.N1	13-MAY-2011 01:41:41	Bright	38.000	180	27Gam Boo	3.0400	8000.0	76	48106	No
24	GOM_NL__2PRFIN20110513_015030_000000423102_00247_48106_6736.N1	13-MAY-2011 01:50:30	Bright	42.000	119	14Eta Dra	2.7270	4700.0	84	48106	No
25	GOM_NL__2PRFIN20110513_020122_000000443102_00247_48106_6737.N1	13-MAY-2011 02:01:22	Bright	43.500	89	5Alp Cep	2.4510	8000.0	87	48106	No
26	GOM_NL__2PRFIN20110513_020443_000000373102_00247_48106_6738.N1	13-MAY-2011 02:04:43	Bright	36.500	74	11Bet Cas	2.2680	6600.0	73	48106	No
27	GOM_NL__2PRFIN20110513_021448_000000563102_00247_48106_6739.N1	13-MAY-2011 02:14:48	Twilight	55.500	93	53Bet Peg	2.5200	3100.0	111	48106	No
28	GOM_NL__2PRFIN20110513_021751_000000423102_00247_48106_6740.N1	13-MAY-2011 02:17:51	Twilight	42.000	140	88Gam Peg	2.8340	26000.	84	48106	No
29	GOM_NL__2PRFIN20110513_021920_000000523102_00247_48106_6741.N1	13-MAY-2011 02:19:20	Dark	51.500	90	54Alp Peg	2.4870	11000.	103	48106	No
30	GOM_NL__2PRFIN20110513_023248_000000493102_00247_48106_6742.N1	13-MAY-2011 02:32:48	Dark	48.500	18	24Alp PsA	1.1660	9700.0	97	48106	No
31	GOM_NL__2PRFIN20110513_023713_000000553102_00247_48106_6743.N1	13-MAY-2011 02:37:13	Dark	54.500	63	Bet Gru	2.1500	2800.0	109	48106	No
32	GOM_NL__2PRFIN20110513_023837_000000423102_00247_48106_6744.N1	13-MAY-2011 02:38:37	Dark	42.000	31	Alp Gru	1.7340	15200.	84	48106	No
33	GOM_NL__2PRFIN20110513_024411_000000453102_00248_48107_6734.N1	13-MAY-2011 02:44:11	Dark	44.500	45	Alp Pav	1.9400	26000.	89	48107	No
34	GOM_NL__2PRFIN20110513_025127_000000483102_00248_48107_6735.N1	13-MAY-2011 02:51:27	Straylight	48.000	141	Bet Ara	2.8400	4600.0	96	48107	No
35	GOM_NL__2PRFIN20110513_025355_000000553102_00248_48107_6736.N1	13-MAY-2011 02:53:55	Straylight	55.000	40	The Sco	1.8590	7100.0	110	48107	No
36	GOM_NL__2PRFIN20110513_025546_000000593102_00248_48107_6737.N1	13-MAY-2011 02:55:46	Straylight	58.500	25	35Lam Sco	1.6200	28000.	117	48107	No
37	GOM_NL__2PRFIN20110513_025812_000000533102_00248_48107_6738.N1	13-MAY-2011 02:58:12	Straylight	53.000	75	26Eps Sco	2.2910	4250.0	106	48107	No
38	GOM_NL__2PRFIN20110513_030123_000000653102_00248_48107_6739.N1	13-MAY-2011 03:01:23	Twilight	64.500	16	21Alp Sco	1.0200	3000.0	129	48107	No
39	GOM_NL__2PRFIN20110513_030310_000000583102_00248_48107_6740.N1	13-MAY-2011 03:03:10	Bright	57.500	80	7Del Sco	2.3160	30000.	115	48107	No
40	GOM_NL__2PRFIN20110513_030554_000000383102_00248_48107_6741.N1	13-MAY-2011 03:05:54	Bright	38.000	122	9Alp2Lib	2.7470	9700.0	76	48107	No
41	GOM_NL__2PRFIN20110513_030748_000000413102_00248_48107_6742.N1	13-MAY-2011 03:07:48	Bright	40.500	104	27Bet Lib	2.6140	13100.	81	48107	No
42	GOM_NL__2PRFIN20110513_031317_000000473102_00248_48107_6743.N1	13-MAY-2011 03:13:17	Bright	46.500	102	24Alp Ser	2.6000	4250.0	93	48107	No

43	GOM_NL__2PRFIN20110513_031615_000000383102_00248_48107_6744.N1	13-MAY-2011 03:16:15	Bright	38.000	3	16Alp Boo	-0.050000	4250.0	76	48107	No
44	GOM_NL__2PRFIN20110513_031848_000000423102_00248_48107_6745.N1	13-MAY-2011 03:18:48	Bright	42.000	83		2.3780	11000.	84	48107	No
45	GOM_NL__2PRFIN20110513_032155_000000393102_00248_48107_6746.N1	13-MAY-2011 03:21:55	Bright	38.500	180	27Gam Boo	3.0400	8000.0	77	48107	No
46	GOM_NL__2PRFIN20110513_033044_000000543102_00248_48107_6747.N1	13-MAY-2011 03:30:44	Bright	53.500	119	14Eta Dra	2.7270	4700.0	107	48107	No
47	GOM_NL__2PRFIN20110513_034136_000000443102_00248_48107_6748.N1	13-MAY-2011 03:41:36	Bright	43.500	89	5Alp Cep	2.4510	8000.0	87	48107	No
48	GOM_NL__2PRFIN20110513_034457_000000423102_00248_48107_6749.N1	13-MAY-2011 03:44:57	Bright	42.000	74	11Bet Cas	2.2680	6600.0	84	48107	No
49	GOM_NL__2PRFIN20110513_035502_000000603102_00248_48107_6750.N1	13-MAY-2011 03:55:02	Twilight	59.500	93	53Bet Peg	2.5200	3100.0	119	48107	No
50	GOM_NL__2PRFIN20110513_035805_000000423102_00248_48107_6751.N1	13-MAY-2011 03:58:05	Twilight	42.000	140	88Gam Peg	2.8340	26000.	84	48107	No
51	GOM_NL__2PRFIN20110513_035935_000000553102_00248_48107_6752.N1	13-MAY-2011 03:59:35	Dark	55.000	90	54Alp Peg	2.4870	11000.	110	48107	No
52	GOM_NL__2PRFIN20110513_041302_000000523102_00248_48107_6753.N1	13-MAY-2011 04:13:02	Dark	52.000	18	24Alp PsA	1.1660	9700.0	104	48107	No
53	GOM_NL__2PRFIN20110513_041727_000000473102_00248_48107_6754.N1	13-MAY-2011 04:17:27	Dark	47.000	63	Bet Gru	2.1500	2800.0	94	48107	No
54	GOM_NL__2PRFIN20110513_041852_000000443102_00248_48107_6755.N1	13-MAY-2011 04:18:52	Dark	43.500	31	Alp Gru	1.7340	15200.	87	48107	No
55	GOM_NL__2PRFIN20110513_042426_000000413102_00249_48108_6747.N1	13-MAY-2011 04:24:26	Dark	41.000	45	Alp Pav	1.9400	26000.	82	48108	No
56	GOM_NL__2PRFIN20110513_043142_000000473102_00249_48108_6748.N1	13-MAY-2011 04:31:42	Straylight	47.000	141	Bet Ara	2.8400	4600.0	94	48108	No
57	GOM_NL__2PRFIN20110513_043409_000000493102_00249_48108_6749.N1	13-MAY-2011 04:34:09	Straylight	49.000	40	The Sco	1.8590	7100.0	98	48108	No
58	GOM_NL__2PRFIN20110513_043601_000000543102_00249_48108_6750.N1	13-MAY-2011 04:36:01	Straylight	53.500	25	35Lam Sco	1.6200	28000.	107	48108	No
59	GOM_NL__2PRFIN20110513_043827_000000523102_00249_48108_6751.N1	13-MAY-2011 04:38:27	Straylight	51.500	75	26Eps Sco	2.2910	4250.0	103	48108	No
60	GOM_NL__2PRFIN20110513_044137_000000603102_00249_48108_6752.N1	13-MAY-2011 04:41:37	Twilight	59.500	16	21Alp Sco	1.0200	3000.0	119	48108	No
61	GOM_NL__2PRFIN20110513_044324_000000613102_00249_48108_6753.N1	13-MAY-2011 04:43:24	Bright	60.500	80	7Del Sco	2.3160	30000.	121	48108	No
62	GOM_NL__2PRFIN20110513_044609_000000393102_00249_48108_6754.N1	13-MAY-2011 04:46:09	Bright	38.500	122	9Alp2Lib	2.7470	9700.0	77	48108	No
63	GOM_NL__2PRFIN20110513_044802_000000413102_00249_48108_6755.N1	13-MAY-2011 04:48:02	Bright	40.500	104	27Bet Lib	2.6140	13100.	81	48108	No
64	GOM_NL__2PRFIN20110513_045330_000000473102_00249_48108_6756.N1	13-MAY-2011 04:53:30	Bright	46.500	102	24Alp Ser	2.6000	4250.0	93	48108	No
65	GOM_NL__2PRFIN20110513_045630_000000373102_00249_48108_6757.N1	13-MAY-2011 04:56:30	Bright	37.000	3	16Alp Boo	-0.050000	4250.0	74	48108	No
66	GOM_NL__2PRFIN20110513_045902_000000403102_00249_48108_6758.N1	13-MAY-2011 04:59:02	Bright	39.500	83		2.3780	11000.	79	48108	No
67	GOM_NL__2PRFIN20110513_050209_000000373102_00249_48108_6759.N1	13-MAY-2011 05:02:09	Bright	37.000	180	27Gam Boo	3.0400	8000.0	74	48108	No
68	GOM_NL__2PRFIN20110513_051057_000000433102_00249_48108_6760.N1	13-MAY-2011 05:10:57	Bright	43.000	119	14Eta Dra	2.7270	4700.0	86	48108	No
69	GOM_NL__2PRFIN20110513_052149_000000433102_00249_48108_6761.N1	13-MAY-2011 05:21:49	Bright	43.000	89	5Alp Cep	2.4510	8000.0	86	48108	No
70	GOM_NL__2PRFIN20110513_052511_000000383102_00249_48108_6762.N1	13-MAY-2011 05:25:11	Bright	37.500	74	11Bet Cas	2.2680	6600.0	75	48108	No
71	GOM_NL__2PRFIN20110513_053516_000000623102_00249_48108_6763.N1	13-MAY-2011 05:35:16	Twilight	61.500	93	53Bet Peg	2.5200	3100.0	123	48108	No
72	GOM_NL__2PRFIN20110513_053820_000000433102_00249_48108_6764.N1	13-MAY-2011 05:38:20	Twilight	42.500	140	88Gam Peg	2.8340	26000.	85	48108	No
73	GOM_NL__2PRFIN20110513_053949_000000543102_00249_48108_6765.N1	13-MAY-2011 05:39:49	Dark	54.000	90	54Alp Peg	2.4870	11000.	108	48108	No
74	GOM_NL__2PRFIN20110513_055317_000000493102_00249_48108_6766.N1	13-MAY-2011 05:53:17	Dark	48.500	18	24Alp PsA	1.1660	9700.0	97	48108	No
75	GOM_NL__2PRFIN20110513_055742_000000463102_00249_48108_6767.N1	13-MAY-2011 05:57:42	Dark	46.000	63	Bet Gru	2.1500	2800.0	92	48108	No
76	GOM_NL__2PRFIN20110513_055907_000000433102_00249_48108_6768.N1	13-MAY-2011 05:59:07	Dark	42.500	31	Alp Gru	1.7340	15200.	85	48108	No
77	GOM_NL__2PRFIN20110513_060441_000000423102_00250_48109_6759.N1	13-MAY-2011 06:04:41	Dark	41.500	45	Alp Pav	1.9400	26000.	83	48109	No
78	GOM_NL__2PRFIN20110513_061156_000000453102_00250_48109_6760.N1	13-MAY-2011 06:11:56	Straylight	45.000	141	Bet Ara	2.8400	4600.0	90	48109	No
79	GOM_NL__2PRFIN20110513_061424_000000523102_00250_48109_6761.N1	13-MAY-2011 06:14:24	Straylight	52.000	40	The Sco	1.8590	7100.0	104	48109	No
80	GOM_NL__2PRFIN20110513_061615_000000573102_00250_48109_6762.N1	13-MAY-2011 06:16:15	Straylight	56.500	25	35Lam Sco	1.6200	28000.	113	48109	No
81	GOM_NL__2PRFIN20110513_061842_000000543102_00250_48109_6763.N1	13-MAY-2011 06:18:42	Straylight	53.500	75	26Eps Sco	2.2910	4250.0	107	48109	No
82	GOM_NL__2PRFIN20110513_062152_000000583102_00250_48109_6764.N1	13-MAY-2011 06:21:52	Twilight	57.500	16	21Alp Sco	1.0200	3000.0	115	48109	No
83	GOM_NL__2PRFIN20110513_062338_000000543102_00250_48109_6765.N1	13-MAY-2011 06:23:38	Bright	53.500	80	7Del Sco	2.3160	30000.	107	48109	No
84	GOM_NL__2PRFIN20110513_062623_000000403102_00250_48109_6766.N1	13-MAY-2011 06:26:23	Bright	39.500	122	9Alp2Lib	2.7470	9700.0	79	48109	No
85	GOM_NL__2PRFIN20110513_062816_000000423102_00250_48109_6767.N1	13-MAY-2011 06:28:16	Bright	42.000	104	27Bet Lib	2.6140	13100.	84	48109	No
86	GOM_NL__2PRFIN20110513_063344_000000503102_00250_48109_6768.N1	13-MAY-2011 06:33:44	Bright	49.500	102	24Alp Ser	2.6000	4250.0	99	48109	No
87	GOM_NL__2PRFIN20110513_063644_000000383102_00250_48109_6769.N1	13-MAY-2011 06:36:44	Bright	37.500	3	16Alp Boo	-0.050000	4250.0	75	48109	No
88	GOM_NL__2PRFIN20110513_063916_000000413102_00250_48109_6770.N1	13-MAY-2011 06:39:16	Bright	40.500	83		2.3780	11000.	81	48109	No
89	GOM_NL__2PRFIN20110513_064223_000000383102_00250_48109_6771.N1	13-MAY-2011 06:42:23	Bright	37.500	180	27Gam Boo	3.0400	8000.0	75	48109	No
90	GOM_NL__2PRFIN20110513_065111_000000443102_00250_48109_6772.N1	13-MAY-2011 06:51:11	Bright	43.500	119	14Eta Dra	2.7270	4700.0	87	48109	No
91	GOM_NL__2PRFIN20110513_070203_000000443102_00250_48109_6773.N1	13-MAY-2011 07:02:03	Bright	44.000	89	5Alp Cep	2.4510	8000.0	88	48109	No
92	GOM_NL__2PRFIN20110513_070525_000000363102_00250_48109_6774.N1	13-MAY-2011 07:05:25	Bright	36.000	74	11Bet Cas	2.2680	6600.0	72	48109	No
93	GOM_NL__2PRFIN20110513_071531_000000593102_00250_48109_6775.N1	13-MAY-2011 07:15:31	Twilight	59.000	93	53Bet Peg	2.5200	3100.0	118	48109	No
94	GOM_NL__2PRFIN20110513_071834_000000413102_00250_48109_6776.N1	13-MAY-2011 07:18:34	Twilight	41.000	140	88Gam Peg	2.8340	26000.	82	48109	No
95	GOM_NL__2PRFIN20110513_072004_000000523102_00250_48109_6777.N1	13-MAY-2011 07:20:04	Dark	52.000	90	54Alp Peg	2.4870	11000.	104	48109	No
96	GOM_NL__2PRFIN20110513_073332_000000543102_00250_48109_6778.N1	13-MAY-2011 07:33:32	Dark	54.000	18	24Alp PsA	1.1660	9700.0	108	48109	No
97	GOM_NL__2PRFIN20110513_073757_000000453102_00250_48109_6779.N1	13-MAY-2011 07:37:57	Dark	44.500	63	Bet Gru	2.1500	2800.0	89	48109	No
98	GOM_NL__2PRFIN20110513_073922_000000433102_00250_48109_6780.N1	13-MAY-2011 07:39:22	Dark	43.000	31	Alp Gru	1.7340	15200.	86	48109	No
99	GOM_NL__2PRFIN20110513_074455_000000423102_00251_48110_6783.N1	13-MAY-2011 07:44:55	Dark	41.500	45	Alp Pav	1.9400	26000.	83	48110	No
100	GOM_NL__2PRFIN20110513_075211_000000423102_00251_48110_6784.N1	13-MAY-2011 07:52:11	Straylight	42.000	141	Bet Ara	2.8400	4600.0	84	48110	No
101	GOM_NL__2PRFIN20110513_075439_000000543102_00251_48110_6785.N1	13-MAY-2011 07:54:39	Straylight	54.000	40	The Sco	1.8590	7100.0	108	48110	No

102	GOM_NL__2PRFIN20110513_075630_000000553102_00251_48110_6786.N1	13-MAY-2011 07:56:30	Straylight	55.000	25	35Lam Sco	1.6200	28000.	110	48110	No
103	GOM_NL__2PRFIN20110513_075856_000000573102_00251_48110_6787.N1	13-MAY-2011 07:58:56	Straylight	57.000	75	26Eps Sco	2.2910	4250.0	114	48110	No
104	GOM_NL__2PRFIN20110513_080206_000000663102_00251_48110_6788.N1	13-MAY-2011 08:02:06	Twilight	66.000	16	21Alp Sco	1.0200	3000.0	132	48110	No
105	GOM_NL__2PRFIN20110513_080352_000000553102_00251_48110_6789.N1	13-MAY-2011 08:03:52	Bright	55.000	80	7Del Sco	2.3160	30000.	110	48110	No
106	GOM_NL__2PRFIN20110513_080637_000000383102_00251_48110_6790.N1	13-MAY-2011 08:06:37	Bright	38.000	122	9Alp2Lib	2.7470	9700.0	76	48110	No
107	GOM_NL__2PRFIN20110513_080830_000000423102_00251_48110_6791.N1	13-MAY-2011 08:08:30	Bright	41.500	104	27Bet Lib	2.6140	13100.	83	48110	No
108	GOM_NL__2PRFIN20110513_081358_000000473102_00251_48110_6792.N1	13-MAY-2011 08:13:58	Bright	46.500	102	24Alp Ser	2.6000	4250.0	93	48110	No
109	GOM_NL__2PRFIN20110513_081657_000000373102_00251_48110_6793.N1	13-MAY-2011 08:16:57	Bright	37.000	3	16Alp Boo	-0.050000	4250.0	74	48110	No
110	GOM_NL__2PRFIN20110513_081930_000000393102_00251_48110_6794.N1	13-MAY-2011 08:19:30	Bright	39.000	83		2.3780	11000.	78	48110	No
111	GOM_NL__2PRFIN20110513_082237_000000443102_00251_48110_6795.N1	13-MAY-2011 08:22:37	Bright	43.500	180	27Gam Boo	3.0400	8000.0	87	48110	No
112	GOM_NL__2PRFIN20110513_083124_000000543102_00251_48110_6796.N1	13-MAY-2011 08:31:24	Bright	54.000	119	14Eta Dra	2.7270	4700.0	108	48110	No
113	GOM_NL__2PRFIN20110513_084216_000000443102_00251_48110_6797.N1	13-MAY-2011 08:42:16	Bright	44.000	89	5Alp Cep	2.4510	8000.0	88	48110	No
114	GOM_NL__2PRFIN20110513_084539_000000393102_00251_48110_6798.N1	13-MAY-2011 08:45:39	Bright	39.000	74	11Bet Cas	2.2680	6600.0	78	48110	No
115	GOM_NL__2PRFIN20110513_085545_000000543102_00251_48110_6799.N1	13-MAY-2011 08:55:45	Twilight	54.000	93	53Bet Peg	2.5200	3100.0	108	48110	No
116	GOM_NL__2PRFIN20110513_085848_000000423102_00251_48110_6800.N1	13-MAY-2011 08:58:48	Twilight	42.000	140	88Gam Peg	2.8340	26000.	84	48110	No
117	GOM_NL__2PRFIN20110513_090018_000000523102_00251_48110_6801.N1	13-MAY-2011 09:00:18	Dark	51.500	90	54Alp Peg	2.4870	11000.	103	48110	No
118	GOM_NL__2PRFIN20110513_091346_000000493102_00251_48110_6802.N1	13-MAY-2011 09:13:46	Dark	48.500	18	24Alp PsA	1.1660	9700.0	97	48110	No
119	GOM_NL__2PRFIN20110513_091811_000000473102_00251_48110_6803.N1	13-MAY-2011 09:18:11	Dark	46.500	63	Bet Gru	2.1500	2800.0	93	48110	No
120	GOM_NL__2PRFIN20110513_091936_000000423102_00251_48110_6804.N1	13-MAY-2011 09:19:36	Dark	42.000	31	Alp Gru	1.7340	15200.	84	48110	No
121	GOM_NL__2PRFIN20110513_092510_000000413102_00252_48111_6817.N1	13-MAY-2011 09:25:10	Dark	41.000	45	Alp Pav	1.9400	26000.	82	48111	No
122	GOM_NL__2PRFIN20110513_093225_000000423102_00252_48111_6818.N1	13-MAY-2011 09:32:25	Straylight	41.500	141	Bet Ara	2.8400	4600.0	83	48111	No
123	GOM_NL__2PRFIN20110513_093453_000000513102_00252_48111_6819.N1	13-MAY-2011 09:34:53	Straylight	51.000	40	The Sco	1.8590	7100.0	102	48111	No
124	GOM_NL__2PRFIN20110513_093645_000000563102_00252_48111_6820.N1	13-MAY-2011 09:36:45	Straylight	56.000	25	35Lam Sco	1.6200	28000.	112	48111	No
125	GOM_NL__2PRFIN20110513_093911_000000543102_00252_48111_6821.N1	13-MAY-2011 09:39:11	Straylight	54.000	75	26Eps Sco	2.2910	4250.0	108	48111	No
126	GOM_NL__2PRFIN20110513_094220_000000573102_00252_48111_6822.N1	13-MAY-2011 09:42:20	Twilight	56.500	16	21Alp Sco	1.0200	3000.0	113	48111	No
127	GOM_NL__2PRFIN20110513_094407_000000583102_00252_48111_6823.N1	13-MAY-2011 09:44:07	Bright	58.000	80	7Del Sco	2.3160	30000.	116	48111	No
128	GOM_NL__2PRFIN20110513_094651_000000403102_00252_48111_6824.N1	13-MAY-2011 09:46:51	Bright	39.500	122	9Alp2Lib	2.7470	9700.0	79	48111	No
129	GOM_NL__2PRFIN20110513_094844_000000413102_00252_48111_6825.N1	13-MAY-2011 09:48:44	Bright	40.500	104	27Bet Lib	2.6140	13100.	81	48111	No
130	GOM_NL__2PRFIN20110513_095412_000000463102_00252_48111_6826.N1	13-MAY-2011 09:54:12	Bright	46.000	102	24Alp Ser	2.6000	4250.0	92	48111	No
131	GOM_NL__2PRFIN20110513_095711_000000403102_00252_48111_6827.N1	13-MAY-2011 09:57:11	Bright	40.000	3	16Alp Boo	-0.050000	4250.0	80	48111	No
132	GOM_NL__2PRFIN20110513_095944_000000413102_00252_48111_6828.N1	13-MAY-2011 09:59:44	Bright	40.500	83		2.3780	11000.	81	48111	No
133	GOM_NL__2PRFIN20110513_100251_000000393102_00252_48111_6829.N1	13-MAY-2011 10:02:51	Bright	38.500	180	27Gam Boo	3.0400	8000.0	77	48111	No
134	GOM_NL__2PRFIN20110513_101138_000000423102_00252_48111_6830.N1	13-MAY-2011 10:11:38	Bright	42.000	119	14Eta Dra	2.7270	4700.0	84	48111	No
135	GOM_NL__2PRFIN20110513_102230_000000433102_00252_48111_6831.N1	13-MAY-2011 10:22:30	Bright	43.000	89	5Alp Cep	2.4510	8000.0	86	48111	No
136	GOM_NL__2PRFIN20110513_102553_000000553102_00252_48111_6832.N1	13-MAY-2011 10:25:53	Bright	55.000	74	11Bet Cas	2.2680	6600.0	110	48111	No
137	GOM_NL__2PRFIN20110513_103559_000000623102_00252_48111_6833.N1	13-MAY-2011 10:35:59	Twilight	61.500	93	53Bet Peg	2.5200	3100.0	123	48111	No
138	GOM_NL__2PRFIN20110513_103902_000000433102_00252_48111_6834.N1	13-MAY-2011 10:39:02	Twilight	42.500	140	88Gam Peg	2.8340	26000.	85	48111	No
139	GOM_NL__2PRFIN20110513_104032_000000533102_00252_48111_6835.N1	13-MAY-2011 10:40:32	Dark	52.500	90	54Alp Peg	2.4870	11000.	105	48111	No
140	GOM_NL__2PRFIN20110513_105401_000000493102_00252_48111_6836.N1	13-MAY-2011 10:54:01	Dark	49.000	18	24Alp PsA	1.1660	9700.0	98	48111	No
141	GOM_NL__2PRFIN20110513_105826_000000463102_00252_48111_6837.N1	13-MAY-2011 10:58:26	Dark	46.000	63	Bet Gru	2.1500	2800.0	92	48111	No
142	GOM_NL__2PRFIN20110513_105951_000000513102_00252_48111_6838.N1	13-MAY-2011 10:59:51	Dark	51.000	31	Alp Gru	1.7340	15200.	102	48111	No
143	GOM_NL__2PRFIN20110513_110525_000000423102_00253_48112_6851.N1	13-MAY-2011 11:05:25	Dark	42.000	45	Alp Pav	1.9400	26000.	84	48112	No
144	GOM_NL__2PRFIN20110513_111240_000000443102_00253_48112_6852.N1	13-MAY-2011 11:12:40	Straylight	43.500	141	Bet Ara	2.8400	4600.0	87	48112	No
145	GOM_NL__2PRFIN20110513_111508_000000523102_00253_48112_6853.N1	13-MAY-2011 11:15:08	Straylight	52.000	40	The Sco	1.8590	7100.0	104	48112	No
146	GOM_NL__2PRFIN20110513_111659_000000583102_00253_48112_6854.N1	13-MAY-2011 11:16:59	Straylight	57.500	25	35Lam Sco	1.6200	28000.	115	48112	No
147	GOM_NL__2PRFIN20110513_111925_000000533102_00253_48112_6855.N1	13-MAY-2011 11:19:25	Straylight	52.500	75	26Eps Sco	2.2910	4250.0	105	48112	No
148	GOM_NL__2PRFIN20110513_112234_000000603102_00253_48112_6856.N1	13-MAY-2011 11:22:34	Twilight	59.500	16	21Alp Sco	1.0200	3000.0	119	48112	No
149	GOM_NL__2PRFIN20110513_112421_000000553102_00253_48112_6857.N1	13-MAY-2011 11:24:21	Bright	55.000	80	7Del Sco	2.3160	30000.	110	48112	No
150	GOM_NL__2PRFIN20110513_112705_000000393102_00253_48112_6858.N1	13-MAY-2011 11:27:05	Bright	38.500	122	9Alp2Lib	2.7470	9700.0	77	48112	No
151	GOM_NL__2PRFIN20110513_112858_000000423102_00253_48112_6859.N1	13-MAY-2011 11:28:58	Bright	41.500	104	27Bet Lib	2.6140	13100.	83	48112	No
152	GOM_NL__2PRFIN20110513_113425_000000463102_00253_48112_6860.N1	13-MAY-2011 11:34:25	Bright	45.500	102	24Alp Ser	2.6000	4250.0	91	48112	No
153	GOM_NL__2PRFIN20110513_113725_000000373102_00253_48112_6861.N1	13-MAY-2011 11:37:25	Bright	37.000	3	16Alp Boo	-0.050000	4250.0	74	48112	No
154	GOM_NL__2PRFIN20110513_113957_000000413102_00253_48112_6862.N1	13-MAY-2011 11:39:57	Bright	41.000	83		2.3780	11000.	82	48112	No
155	GOM_NL__2PRFIN20110513_114304_000000383102_00253_48112_6863.N1	13-MAY-2011 11:43:04	Bright	37.500	180	27Gam Boo	3.0400	8000.0	75	48112	No
156	GOM_NL__2PRFIN20110513_115151_000000433102_00253_48112_6864.N1	13-MAY-2011 11:51:51	Bright	42.500	119	14Eta Dra	2.7270	4700.0	85	48112	No
157	GOM_NL__2PRFIN20110513_120243_000000443102_00253_48112_6865.N1	13-MAY-2011 12:02:43	Bright	44.000	89	5Alp Cep	2.4510	8000.0	88	48112	No
158	GOM_NL__2PRFIN20110513_120607_000000453102_00253_48112_6866.N1	13-MAY-2011 12:06:07	Bright	44.500	74	11Bet Cas	2.2680	6600.0	89	48112	No
159	GOM_NL__2PRFIN20110513_121613_000000603102_00253_48112_6867.N1	13-MAY-2011 12:16:13	Twilight	59.500	93	53Bet Peg	2.5200	3100.0	119	48112	No
160	GOM_NL__2PRFIN20110513_121917_000000443102_00253_48112_6868.N1	13-MAY-2011 12:19:17	Twilight	43.500	140	88Gam Peg	2.8340	26000.	87	48112	No

161	GOM_NL__2PRFIN20110513_122047_000000553102_00253_48112_6869.N1	13-MAY-2011 12:20:47	Dark	55.000	90	54Alp Peg	2.4870	11000.	110	48112	No
162	GOM_NL__2PRFIN20110513_123416_000000523102_00253_48112_6870.N1	13-MAY-2011 12:34:16	Dark	52.000	18	24Alp PsA	1.1660	9700.0	104	48112	No
163	GOM_NL__2PRFIN20110513_123840_000000573102_00253_48112_6871.N1	13-MAY-2011 12:38:40	Dark	57.000	63	Bet Gru	2.1500	2800.0	114	48112	No
164	GOM_NL__2PRFIN20110513_124005_000000453102_00253_48112_6872.N1	13-MAY-2011 12:40:05	Dark	44.500	31	Alp Gru	1.7340	15200.	89	48112	No
165	GOM_NL__2PRFIN20110513_124539_000000443102_00254_48113_6880.N1	13-MAY-2011 12:45:39	Dark	43.500	45	Alp Pav	1.9400	26000.	87	48113	No
166	GOM_NL__2PRFIN20110513_125254_000000513102_00254_48113_6881.N1	13-MAY-2011 12:52:54	Straylight	50.500	141	Bet Ara	2.8400	4600.0	101	48113	No
167	GOM_NL__2PRFIN20110513_125523_000000533102_00254_48113_6882.N1	13-MAY-2011 12:55:23	Straylight	53.000	40	The Sco	1.8590	7100.0	106	48113	No
168	GOM_NL__2PRFIN20110513_125714_000000563102_00254_48113_6883.N1	13-MAY-2011 12:57:14	Straylight	55.500	25	35Lam Sco	1.6200	28000.	111	48113	No
169	GOM_NL__2PRFIN20110513_125940_000000543102_00254_48113_6884.N1	13-MAY-2011 12:59:40	Straylight	54.000	75	26Eps Sco	2.2910	4250.0	108	48113	No
170	GOM_NL__2PRFIN20110513_130249_000000603102_00254_48113_6885.N1	13-MAY-2011 13:02:49	Twilight	59.500	16	21Alp Sco	1.0200	3000.0	119	48113	No
171	GOM_NL__2PRFIN20110513_130435_000000553102_00254_48113_6886.N1	13-MAY-2011 13:04:35	Bright	54.500	80	7Del Sco	2.3160	30000.	109	48113	No
172	GOM_NL__2PRFIN20110513_130719_000000403102_00254_48113_6887.N1	13-MAY-2011 13:07:19	Bright	39.500	122	9Alp2Lib	2.7470	9700.0	79	48113	No
173	GOM_NL__2PRFIN20110513_130912_000000413102_00254_48113_6888.N1	13-MAY-2011 13:09:12	Bright	40.500	104	27Bet Lib	2.6140	13100.	81	48113	No
174	GOM_NL__2PRFIN20110513_131439_000000463102_00254_48113_6889.N1	13-MAY-2011 13:14:39	Bright	45.500	102	24Alp Ser	2.6000	4250.0	91	48113	No
175	GOM_NL__2PRFIN20110513_131739_000000373102_00254_48113_6890.N1	13-MAY-2011 13:17:39	Bright	36.500	3	16Alp Boo	-0.050000	4250.0	73	48113	No
176	GOM_NL__2PRFIN20110513_132011_000000393102_00254_48113_6891.N1	13-MAY-2011 13:20:11	Bright	39.000	83		2.3780	11000.	78	48113	No
177	GOM_NL__2PRFIN20110513_132318_000000373102_00254_48113_6892.N1	13-MAY-2011 13:23:18	Bright	36.500	180	27Gam Boo	3.0400	8000.0	73	48113	No
178	GOM_NL__2PRFIN20110513_133205_000000423102_00254_48113_6893.N1	13-MAY-2011 13:32:05	Bright	41.500	119	14Eta Dra	2.7270	4700.0	83	48113	No
179	GOM_NL__2PRFIN20110513_134257_000000453102_00254_48113_6894.N1	13-MAY-2011 13:42:57	Bright	44.500	89	5Alp Cep	2.4510	8000.0	89	48113	No
180	GOM_NL__2PRFIN20110513_134621_000000353102_00254_48113_6895.N1	13-MAY-2011 13:46:21	Bright	35.000	74	11Bet Cas	2.2680	6600.0	70	48113	No
181	GOM_NL__2PRFIN20110513_135627_000000593102_00254_48113_6896.N1	13-MAY-2011 13:56:27	Twilight	58.500	93	53Bet Peg	2.5200	3100.0	117	48113	No
182	GOM_NL__2PRFIN20110513_135931_000000433102_00254_48113_6897.N1	13-MAY-2011 13:59:31	Twilight	42.500	140	88Gam Peg	2.8340	26000.	85	48113	No
183	GOM_NL__2PRFIN20110513_140101_000000523102_00254_48113_6898.N1	13-MAY-2011 14:01:01	Dark	52.000	90	54Alp Peg	2.4870	11000.	104	48113	No
184	GOM_NL__2PRFIN20110513_141430_000000513102_00254_48113_6899.N1	13-MAY-2011 14:14:30	Dark	50.500	18	24Alp PsA	1.1660	9700.0	101	48113	No
185	GOM_NL__2PRFIN20110513_141855_000000473102_00254_48113_6900.N1	13-MAY-2011 14:18:55	Dark	47.000	63	Bet Gru	2.1500	2800.0	94	48113	No
186	GOM_NL__2PRFIN20110513_142020_000000433102_00254_48113_6901.N1	13-MAY-2011 14:20:20	Dark	43.000	31	Alp Gru	1.7340	15200.	86	48113	No
187	GOM_NL__2PRFIN20110513_142554_000000433102_00255_48114_6926.N1	13-MAY-2011 14:25:54	Dark	42.500	45	Alp Pav	1.9400	26000.	85	48114	No
188	GOM_NL__2PRFIN20110513_143309_000000413102_00255_48114_6927.N1	13-MAY-2011 14:33:09	Straylight	40.500	141	Bet Ara	2.8400	4600.0	81	48114	No
189	GOM_NL__2PRFIN20110513_143537_000000533102_00255_48114_6928.N1	13-MAY-2011 14:35:37	Straylight	52.500	40	The Sco	1.8590	7100.0	105	48114	No
190	GOM_NL__2PRFIN20110513_143729_000000573102_00255_48114_6929.N1	13-MAY-2011 14:37:29	Straylight	56.500	25	35Lam Sco	1.6200	28000.	113	48114	No
191	GOM_NL__2PRFIN20110513_143954_000000523102_00255_48114_6930.N1	13-MAY-2011 14:39:54	Straylight	52.000	75	26Eps Sco	2.2910	4250.0	104	48114	No
192	GOM_NL__2PRFIN20110513_144303_000000593102_00255_48114_6931.N1	13-MAY-2011 14:43:03	Twilight	59.000	16	21Alp Sco	1.0200	3000.0	118	48114	No
193	GOM_NL__2PRFIN20110513_144449_000000543102_00255_48114_6932.N1	13-MAY-2011 14:44:49	Bright	54.000	80	7Del Sco	2.3160	30000.	108	48114	No
194	GOM_NL__2PRFIN20110513_144733_000000403102_00255_48114_6933.N1	13-MAY-2011 14:47:33	Bright	40.000	122	9Alp2Lib	2.7470	9700.0	80	48114	No
195	GOM_NL__2PRFIN20110513_144926_000000413102_00255_48114_6934.N1	13-MAY-2011 14:49:26	Bright	41.000	104	27Bet Lib	2.6140	13100.	82	48114	No
196	GOM_NL__2PRFIN20110513_145453_000000463102_00255_48114_6935.N1	13-MAY-2011 14:54:53	Bright	45.500	102	24Alp Ser	2.6000	4250.0	91	48114	No
197	GOM_NL__2PRFIN20110513_145753_000000373102_00255_48114_6936.N1	13-MAY-2011 14:57:53	Bright	36.500	3	16Alp Boo	-0.050000	4250.0	73	48114	No
198	GOM_NL__2PRFIN20110513_150025_000000383102_00255_48114_6937.N1	13-MAY-2011 15:00:25	Bright	38.000	83		2.3780	11000.	76	48114	No
199	GOM_NL__2PRFIN20110513_150332_000000373102_00255_48114_6938.N1	13-MAY-2011 15:03:32	Bright	36.500	180	27Gam Boo	3.0400	8000.0	73	48114	No
200	GOM_NL__2PRFIN20110513_151218_000000423102_00255_48114_6939.N1	13-MAY-2011 15:12:18	Bright	42.000	119	14Eta Dra	2.7270	4700.0	84	48114	No
201	GOM_NL__2PRFIN20110513_152311_000000463102_00255_48114_6940.N1	13-MAY-2011 15:23:11	Bright	45.500	89	5Alp Cep	2.4510	8000.0	91	48114	No
202	GOM_NL__2PRFIN20110513_152634_000000353102_00255_48114_6941.N1	13-MAY-2011 15:26:34	Bright	35.000	74	11Bet Cas	2.2680	6600.0	70	48114	No
203	GOM_NL__2PRFIN20110513_153642_000000643102_00255_48114_6942.N1	13-MAY-2011 15:36:42	Twilight	63.500	93	53Bet Peg	2.5200	3100.0	127	48114	No
204	GOM_NL__2PRFIN20110513_153945_000000433102_00255_48114_6943.N1	13-MAY-2011 15:39:45	Twilight	42.500	140	88Gam Peg	2.8340	26000.	85	48114	No
205	GOM_NL__2PRFIN20110513_154116_000000523102_00255_48114_6944.N1	13-MAY-2011 15:41:16	Dark	52.000	90	54Alp Peg	2.4870	11000.	104	48114	No
206	GOM_NL__2PRFIN20110513_155445_000000513102_00255_48114_6945.N1	13-MAY-2011 15:54:45	Dark	51.000	18	24Alp PsA	1.1660	9700.0	102	48114	No
207	GOM_NL__2PRFIN20110513_155910_000000573102_00255_48114_6946.N1	13-MAY-2011 15:59:10	Dark	57.000	63	Bet Gru	2.1500	2800.0	114	48114	No
208	GOM_NL__2PRFIN20110513_160035_000000433102_00255_48114_6947.N1	13-MAY-2011 16:00:35	Dark	42.500	31	Alp Gru	1.7340	15200.	85	48114	No
209	GOM_NL__2PRFIN20110513_160608_000000423102_00256_48115_6954.N1	13-MAY-2011 16:06:08	Dark	41.500	45	Alp Pav	1.9400	26000.	83	48115	No
210	GOM_NL__2PRFIN20110513_161323_000000433102_00256_48115_6955.N1	13-MAY-2011 16:13:23	Straylight	43.000	141	Bet Ara	2.8400	4600.0	86	48115	No
211	GOM_NL__2PRFIN20110513_161552_000000543102_00256_48115_6956.N1	13-MAY-2011 16:15:52	Straylight	54.000	40	The Sco	1.8590	7100.0	108	48115	No
212	GOM_NL__2PRFIN20110513_161743_000000543102_00256_48115_6957.N1	13-MAY-2011 16:17:43	Straylight	54.000	25	35Lam Sco	1.6200	28000.	108	48115	No
213	GOM_NL__2PRFIN20110513_162009_000000533102_00256_48115_6958.N1	13-MAY-2011 16:20:09	Straylight	53.000	75	26Eps Sco	2.2910	4250.0	106	48115	No
214	GOM_NL__2PRFIN20110513_162317_000000603102_00256_48115_6959.N1	13-MAY-2011 16:23:17	Twilight	59.500	16	21Alp Sco	1.0200	3000.0	119	48115	No
215	GOM_NL__2PRFIN20110513_162503_000000553102_00256_48115_6960.N1	13-MAY-2011 16:25:03	Bright	54.500	80	7Del Sco	2.3160	30000.	109	48115	No
216	GOM_NL__2PRFIN20110513_162747_000000393102_00256_48115_6961.N1	13-MAY-2011 16:27:47	Bright	38.500	122	9Alp2Lib	2.7470	9700.0	77	48115	No
217	GOM_NL__2PRFIN20110513_162940_000000423102_00256_48115_6962.N1	13-MAY-2011 16:29:40	Bright	41.500	104	27Bet Lib	2.6140	13100.	83	48115	No
218	GOM_NL__2PRFIN20110513_163507_000000453102_00256_48115_6963.N1	13-MAY-2011 16:35:07	Bright	44.500	102	24Alp Ser	2.6000	4250.0	89	48115	No
219	GOM_NL__2PRFIN20110513_163807_000000373102_00256_48115_6964.N1	13-MAY-2011 16:38:07	Bright	36.500	3	16Alp Boo	-0.050000	4250.0	73	48115	No

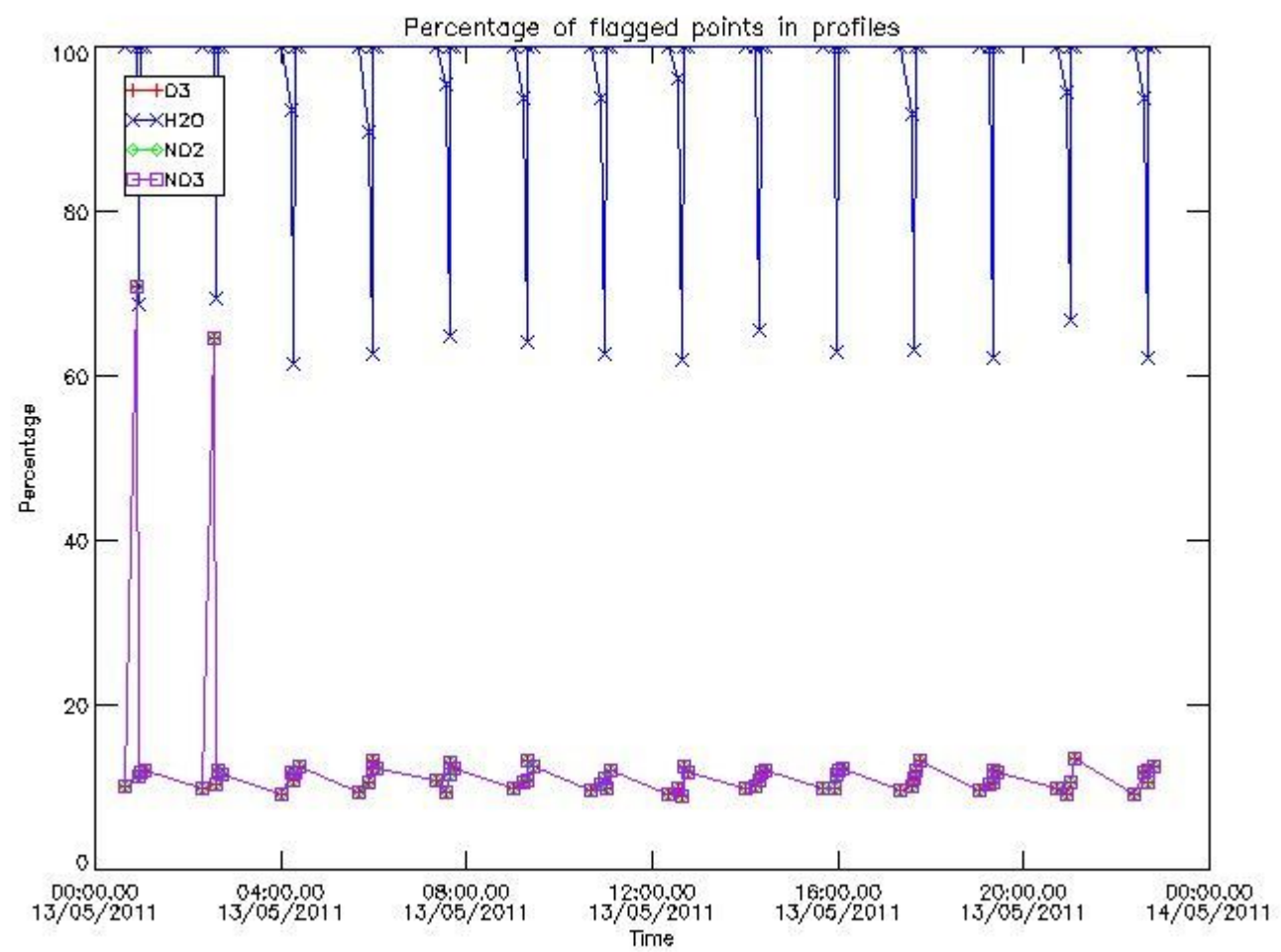
220	GOM_NL__2PRFIN20110513_164039_000000423102_00256_48115_6965.N1	13-MAY-2011 16:40:39	Bright	41.500	83		2.3780	11000.	83	48115	No
221	GOM_NL__2PRFIN20110513_164346_000000383102_00256_48115_6966.N1	13-MAY-2011 16:43:46	Bright	37.500	180	27Gam Boo	3.0400	8000.0	75	48115	No
222	GOM_NL__2PRFIN20110513_165232_000000433102_00256_48115_6967.N1	13-MAY-2011 16:52:32	Bright	42.500	119	14Eta Dra	2.7270	4700.0	85	48115	No
223	GOM_NL__2PRFIN20110513_170324_000000453102_00256_48115_6968.N1	13-MAY-2011 17:03:24	Bright	45.000	89	5Alp Cep	2.4510	8000.0	90	48115	No
224	GOM_NL__2PRFIN20110513_170649_000000353102_00256_48115_6969.N1	13-MAY-2011 17:06:49	Bright	35.000	74	11Bet Cas	2.2680	6600.0	70	48115	No
225	GOM_NL__2PRFIN20110513_171656_000000643102_00256_48115_6970.N1	13-MAY-2011 17:16:56	Twilight	64.000	93	53Bet Peg	2.5200	3100.0	128	48115	No
226	GOM_NL__2PRFIN20110513_171959_000000433102_00256_48115_6971.N1	13-MAY-2011 17:19:59	Twilight	43.000	140	88Gam Peg	2.8340	26000.	86	48115	No
227	GOM_NL__2PRFIN20110513_172131_000000543102_00256_48115_6972.N1	13-MAY-2011 17:21:31	Dark	53.500	90	54Alp Peg	2.4870	11000.	107	48115	No
228	GOM_NL__2PRFIN20110513_173500_000000503102_00256_48115_6973.N1	13-MAY-2011 17:35:00	Dark	50.000	18	24Alp PsA	1.1660	9700.0	100	48115	No
229	GOM_NL__2PRFIN20110513_173924_000000513102_00256_48115_6974.N1	13-MAY-2011 17:39:24	Dark	50.500	63	Bet Gru	2.1500	2800.0	101	48115	No
230	GOM_NL__2PRFIN20110513_174050_000000423102_00256_48115_6975.N1	13-MAY-2011 17:40:50	Dark	42.000	31	Alp Gru	1.7340	15200.	84	48115	No
231	GOM_NL__2PRFIN20110513_174623_000000423102_00257_48116_7000.N1	13-MAY-2011 17:46:23	Dark	42.000	45	Alp Pav	1.9400	26000.	84	48116	No
232	GOM_NL__2PRFIN20110513_175338_000000483102_00257_48116_7001.N1	13-MAY-2011 17:53:38	Straylight	48.000	141	Bet Ara	2.8400	4600.0	96	48116	No
233	GOM_NL__2PRFIN20110513_175607_000000533102_00257_48116_7002.N1	13-MAY-2011 17:56:07	Straylight	53.000	40	The Sco	1.8590	7100.0	106	48116	No
234	GOM_NL__2PRFIN20110513_175758_000000553102_00257_48116_7003.N1	13-MAY-2011 17:57:58	Straylight	55.000	25	35Lam Sco	1.6200	28000.	110	48116	No
235	GOM_NL__2PRFIN20110513_180023_000000553102_00257_48116_7004.N1	13-MAY-2011 18:00:23	Straylight	54.500	75	26Eps Sco	2.2910	4250.0	109	48116	No
236	GOM_NL__2PRFIN20110513_180332_000000663102_00257_48116_7005.N1	13-MAY-2011 18:03:32	Twilight	66.000	16	21Alp Sco	1.0200	3000.0	132	48116	No
237	GOM_NL__2PRFIN20110513_180518_000000633102_00257_48116_7006.N1	13-MAY-2011 18:05:18	Bright	63.000	80	7Del Sco	2.3160	30000.	126	48116	No
238	GOM_NL__2PRFIN20110513_180801_000000403102_00257_48116_7007.N1	13-MAY-2011 18:08:01	Bright	39.500	122	9Alp2Lib	2.7470	9700.0	79	48116	No
239	GOM_NL__2PRFIN20110513_180954_000000463102_00257_48116_7008.N1	13-MAY-2011 18:09:54	Bright	45.500	104	27Bet Lib	2.6140	13100.	91	48116	No
240	GOM_NL__2PRFIN20110513_181520_000000463102_00257_48116_7009.N1	13-MAY-2011 18:15:20	Bright	45.500	102	24Alp Ser	2.6000	4250.0	91	48116	No
241	GOM_NL__2PRFIN20110513_181821_000000373102_00257_48116_7010.N1	13-MAY-2011 18:18:21	Bright	36.500	3	16Alp Boo	-0.050000	4250.0	73	48116	No
242	GOM_NL__2PRFIN20110513_182052_000000393102_00257_48116_7011.N1	13-MAY-2011 18:20:52	Bright	39.000	83		2.3780	11000.	78	48116	No
243	GOM_NL__2PRFIN20110513_182400_000000383102_00257_48116_7012.N1	13-MAY-2011 18:24:00	Bright	38.000	180	27Gam Boo	3.0400	8000.0	76	48116	No
244	GOM_NL__2PRFIN20110513_183245_000000613102_00257_48116_7013.N1	13-MAY-2011 18:32:45	Bright	61.000	119	14Eta Dra	2.7270	4700.0	122	48116	No
245	GOM_NL__2PRFIN20110513_184338_000000443102_00257_48116_7014.N1	13-MAY-2011 18:43:38	Bright	43.500	89	5Alp Cep	2.4510	8000.0	87	48116	No
246	GOM_NL__2PRFIN20110513_184703_000000503102_00257_48116_7015.N1	13-MAY-2011 18:47:03	Bright	50.000	74	11Bet Cas	2.2680	6600.0	100	48116	No
247	GOM_NL__2PRFIN20110513_185710_000000573102_00257_48116_7016.N1	13-MAY-2011 18:57:10	Twilight	57.000	93	53Bet Peg	2.5200	3100.0	114	48116	No
248	GOM_NL__2PRFIN20110513_190014_000000433102_00257_48116_7017.N1	13-MAY-2011 19:00:14	Twilight	42.500	140	88Gam Peg	2.8340	26000.	85	48116	No
249	GOM_NL__2PRFIN20110513_190145_000000533102_00257_48116_7018.N1	13-MAY-2011 19:01:45	Dark	53.000	90	54Alp Peg	2.4870	11000.	106	48116	No
250	GOM_NL__2PRFIN20110513_191515_000000493102_00257_48116_7019.N1	13-MAY-2011 19:15:15	Dark	49.000	18	24Alp PsA	1.1660	9700.0	98	48116	No
251	GOM_NL__2PRFIN20110513_191939_000000483102_00257_48116_7020.N1	13-MAY-2011 19:19:39	Dark	48.000	63	Bet Gru	2.1500	2800.0	96	48116	No
252	GOM_NL__2PRFIN20110513_192105_000000423102_00257_48116_7021.N1	13-MAY-2011 19:21:05	Dark	42.000	31	Alp Gru	1.7340	15200.	84	48116	No
253	GOM_NL__2PRFIN20110513_192638_000000433102_00258_48117_7012.N1	13-MAY-2011 19:26:38	Dark	43.000	45	Alp Pav	1.9400	26000.	86	48117	No
254	GOM_NL__2PRFIN20110513_193352_000000493102_00258_48117_7013.N1	13-MAY-2011 19:33:52	Straylight	49.000	141	Bet Ara	2.8400	4600.0	98	48117	No
255	GOM_NL__2PRFIN20110513_193622_000000553102_00258_48117_7014.N1	13-MAY-2011 19:36:22	Straylight	54.500	40	The Sco	1.8590	7100.0	109	48117	No
256	GOM_NL__2PRFIN20110513_193813_000000553102_00258_48117_7015.N1	13-MAY-2011 19:38:13	Straylight	55.000	25	35Lam Sco	1.6200	28000.	110	48117	No
257	GOM_NL__2PRFIN20110513_194037_000000533102_00258_48117_7016.N1	13-MAY-2011 19:40:37	Straylight	53.000	75	26Eps Sco	2.2910	4250.0	106	48117	No
258	GOM_NL__2PRFIN20110513_194346_000000623102_00258_48117_7017.N1	13-MAY-2011 19:43:46	Twilight	61.500	16	21Alp Sco	1.0200	3000.0	123	48117	No
259	GOM_NL__2PRFIN20110513_194532_000000533102_00258_48117_7018.N1	13-MAY-2011 19:45:32	Bright	53.000	80	7Del Sco	2.3160	30000.	106	48117	No
260	GOM_NL__2PRFIN20110513_194815_000000393102_00258_48117_7019.N1	13-MAY-2011 19:48:15	Bright	38.500	122	9Alp2Lib	2.7470	9700.0	77	48117	No
261	GOM_NL__2PRFIN20110513_195008_000000513102_00258_48117_7020.N1	13-MAY-2011 19:50:08	Bright	51.000	104	27Bet Lib	2.6140	13100.	102	48117	No
262	GOM_NL__2PRFIN20110513_195534_000000463102_00258_48117_7021.N1	13-MAY-2011 19:55:34	Bright	45.500	102	24Alp Ser	2.6000	4250.0	91	48117	No
263	GOM_NL__2PRFIN20110513_195835_000000373102_00258_48117_7022.N1	13-MAY-2011 19:58:35	Bright	37.000	3	16Alp Boo	-0.050000	4250.0	74	48117	No
264	GOM_NL__2PRFIN20110513_200106_000000413102_00258_48117_7023.N1	13-MAY-2011 20:01:06	Bright	40.500	83		2.3780	11000.	81	48117	No
265	GOM_NL__2PRFIN20110513_200413_000000393102_00258_48117_7024.N1	13-MAY-2011 20:04:13	Bright	39.000	180	27Gam Boo	3.0400	8000.0	78	48117	No
266	GOM_NL__2PRFIN20110513_201259_000000423102_00258_48117_7025.N1	13-MAY-2011 20:12:59	Bright	42.000	119	14Eta Dra	2.7270	4700.0	84	48117	No
267	GOM_NL__2PRFIN20110513_202351_000000453102_00258_48117_7026.N1	13-MAY-2011 20:23:51	Bright	44.500	89	5Alp Cep	2.4510	8000.0	89	48117	No
268	GOM_NL__2PRFIN20110513_202716_000000553102_00258_48117_7027.N1	13-MAY-2011 20:27:16	Bright	55.000	74	11Bet Cas	2.2680	6600.0	110	48117	No
269	GOM_NL__2PRFIN20110513_203724_000000613102_00258_48117_7028.N1	13-MAY-2011 20:37:24	Twilight	60.500	93	53Bet Peg	2.5200	3100.0	121	48117	No
270	GOM_NL__2PRFIN20110513_204028_000000443102_00258_48117_7029.N1	13-MAY-2011 20:40:28	Twilight	44.000	140	88Gam Peg	2.8340	26000.	88	48117	No
271	GOM_NL__2PRFIN20110513_204200_000000523102_00258_48117_7030.N1	13-MAY-2011 20:42:00	Dark	52.000	90	54Alp Peg	2.4870	11000.	104	48117	No
272	GOM_NL__2PRFIN20110513_205530_000000563102_00258_48117_7031.N1	13-MAY-2011 20:55:30	Dark	55.500	18	24Alp PsA	1.1660	9700.0	111	48117	No
273	GOM_NL__2PRFIN20110513_205954_000000533102_00258_48117_7032.N1	13-MAY-2011 20:59:54	Dark	53.000	63	Bet Gru	2.1500	2800.0	106	48117	No
274	GOM_NL__2PRFIN20110513_210119_000000483102_00258_48117_7033.N1	13-MAY-2011 21:01:19	Dark	48.000	31	Alp Gru	1.7340	15200.	96	48117	No
275	GOM_NL__2PRFIN20110513_210653_000000423102_00259_48118_7092.N1	13-MAY-2011 21:06:53	Dark	41.500	45	Alp Pav	1.9400	26000.	83	48118	No
276	GOM_NL__2PRFIN20110513_211407_000000503102_00259_48118_7093.N1	13-MAY-2011 21:14:07	Straylight	49.500	141	Bet Ara	2.8400	4600.0	99	48118	No
277	GOM_NL__2PRFIN20110513_211636_000000553102_00259_48118_7094.N1	13-MAY-2011 21:16:36	Straylight	55.000	40	The Sco	1.8590	7100.0	110	48118	No
278	GOM_NL__2PRFIN20110513_211827_000000573102_00259_48118_7095.N1	13-MAY-2011 21:18:27	Straylight	57.000	25	35Lam Sco	1.6200	28000.	114	48118	No

279	GOM_NL__2PRFIN20110513_212052_000000513102_00259_48118_7096.N1	13-MAY-2011 21:20:52	Straylight	50.500	75	26Eps Sco	2.2910	4250.0	101	48118	No
280	GOM_NL__2PRFIN20110513_212401_000000583102_00259_48118_7097.N1	13-MAY-2011 21:24:01	Twilight	58.000	16	21Alp Sco	1.0200	3000.0	116	48118	No
281	GOM_NL__2PRFIN20110513_212546_000000553102_00259_48118_7098.N1	13-MAY-2011 21:25:46	Bright	55.000	80	7Del Sco	2.3160	30000.	110	48118	No
282	GOM_NL__2PRFIN20110513_212830_000000403102_00259_48118_7099.N1	13-MAY-2011 21:28:30	Bright	39.500	122	9Alp2Lib	2.7470	9700.0	79	48118	No
283	GOM_NL__2PRFIN20110513_213022_000000583102_00259_48118_7100.N1	13-MAY-2011 21:30:22	Bright	58.000	104	27Bet Lib	2.6140	13100.	116	48118	No
284	GOM_NL__2PRFIN20110513_213547_000000463102_00259_48118_7101.N1	13-MAY-2011 21:35:47	Bright	45.500	102	24Alp Ser	2.6000	4250.0	91	48118	No
285	GOM_NL__2PRFIN20110513_213849_000000373102_00259_48118_7102.N1	13-MAY-2011 21:38:49	Bright	36.500	3	16Alp Boo	-0.050000	4250.0	73	48118	No
286	GOM_NL__2PRFIN20110513_214120_000000393102_00259_48118_7103.N1	13-MAY-2011 21:41:20	Bright	39.000	83		2.3780	11000.	78	48118	No
287	GOM_NL__2PRFIN20110513_214427_000000373102_00259_48118_7104.N1	13-MAY-2011 21:44:27	Bright	37.000	180	27Gam Boo	3.0400	8000.0	74	48118	No
288	GOM_NL__2PRFIN20110513_215312_000000433102_00259_48118_7105.N1	13-MAY-2011 21:53:12	Bright	43.000	119	14Eta Dra	2.7270	4700.0	86	48118	No
289	GOM_NL__2PRFIN20110513_220405_000000453102_00259_48118_7106.N1	13-MAY-2011 22:04:05	Bright	44.500	89	5Alp Cep	2.4510	8000.0	89	48118	No
290	GOM_NL__2PRFIN20110513_220730_000000553102_00259_48118_7107.N1	13-MAY-2011 22:07:30	Bright	55.000	74	11Bet Cas	2.2680	6600.0	110	48118	No
291	GOM_NL__2PRFIN20110513_221739_000000593102_00259_48118_7108.N1	13-MAY-2011 22:17:39	Twilight	58.500	93	53Bet Peg	2.5200	3100.0	117	48118	No
292	GOM_NL__2PRFIN20110513_222042_000000433102_00259_48118_7109.N1	13-MAY-2011 22:20:42	Twilight	43.000	140	88Gam Peg	2.8340	26000.	86	48118	No
293	GOM_NL__2PRFIN20110513_222214_000000563102_00259_48118_7110.N1	13-MAY-2011 22:22:14	Dark	55.500	90	54Alp Peg	2.4870	11000.	111	48118	No
294	GOM_NL__2PRFIN20110513_223545_000000483102_00259_48118_7111.N1	13-MAY-2011 22:35:45	Dark	47.500	18	24Alp PsA	1.1660	9700.0	95	48118	No
295	GOM_NL__2PRFIN20110513_224008_000000483102_00259_48118_7112.N1	13-MAY-2011 22:40:08	Dark	48.000	63	Bet Gru	2.1500	2800.0	96	48118	No
296	GOM_NL__2PRFIN20110513_224134_000000433102_00259_48118_7113.N1	13-MAY-2011 22:41:34	Dark	42.500	31	Alp Gru	1.7340	15200.	85	48118	No
297	GOM_NL__2PRFIN20110513_224707_000000413102_00260_48119_7127.N1	13-MAY-2011 22:47:07	Dark	41.000	45	Alp Pav	1.9400	26000.	82	48119	No
298	GOM_NL__2PRFIN20110513_225421_000000463102_00260_48119_7128.N1	13-MAY-2011 22:54:21	Straylight	46.000	141	Bet Ara	2.8400	4600.0	92	48119	No
299	GOM_NL__2PRFIN20110513_225651_000000543102_00260_48119_7129.N1	13-MAY-2011 22:56:51	Straylight	53.500	40	The Sco	1.8590	7100.0	107	48119	No
300	GOM_NL__2PRFIN20110513_225842_000000563102_00260_48119_7130.N1	13-MAY-2011 22:58:42	Straylight	55.500	25	35Lam Sco	1.6200	28000.	111	48119	No
301	GOM_NL__2PRFIN20110513_230106_000000523102_00260_48119_7131.N1	13-MAY-2011 23:01:06	Straylight	52.000	75	26Eps Sco	2.2910	4250.0	104	48119	No
302	GOM_NL__2PRFIN20110513_230415_000000643102_00260_48119_7132.N1	13-MAY-2011 23:04:15	Twilight	64.000	16	21Alp Sco	1.0200	3000.0	128	48119	No
303	GOM_NL__2PRFIN20110513_230600_000000543102_00260_48119_7133.N1	13-MAY-2011 23:06:00	Bright	54.000	80	7Del Sco	2.3160	30000.	108	48119	No
304	GOM_NL__2PRFIN20110513_230844_000000393102_00260_48119_7134.N1	13-MAY-2011 23:08:44	Bright	38.500	122	9Alp2Lib	2.7470	9700.0	77	48119	No
305	GOM_NL__2PRFIN20110513_231036_000000413102_00260_48119_7135.N1	13-MAY-2011 23:10:36	Bright	41.000	104	27Bet Lib	2.6140	13100.	82	48119	No
306	GOM_NL__2PRFIN20110513_231601_000000453102_00260_48119_7136.N1	13-MAY-2011 23:16:01	Bright	45.000	102	24Alp Ser	2.6000	4250.0	90	48119	No
307	GOM_NL__2PRFIN20110513_231903_000000373102_00260_48119_7137.N1	13-MAY-2011 23:19:03	Bright	36.500	3	16Alp Boo	-0.050000	4250.0	73	48119	No
308	GOM_NL__2PRFIN20110513_232134_000000403102_00260_48119_7138.N1	13-MAY-2011 23:21:34	Bright	40.000	83		2.3780	11000.	80	48119	No
309	GOM_NL__2PRFIN20110513_232441_000000373102_00260_48119_7139.N1	13-MAY-2011 23:24:41	Bright	37.000	180	27Gam Boo	3.0400	8000.0	74	48119	No
310	GOM_NL__2PRFIN20110513_233326_000000443102_00260_48119_7140.N1	13-MAY-2011 23:33:26	Bright	44.000	119	14Eta Dra	2.7270	4700.0	88	48119	No
311	GOM_NL__2PRFIN20110513_234419_000000453102_00260_48119_7141.N1	13-MAY-2011 23:44:19	Bright	44.500	89	5Alp Cep	2.4510	8000.0	89	48119	No
312	GOM_NL__2PRFIN20110513_234744_000000543102_00260_48119_7142.N1	13-MAY-2011 23:47:44	Bright	54.000	74	11Bet Cas	2.2680	6600.0	108	48119	No
313	GOM_NL__2PRFIN20110513_235753_000000593102_00260_48119_7143.N1	13-MAY-2011 23:57:53	Twilight	59.000	93	53Bet Peg	2.5200	3100.0	118	48119	No

3. Quality information per product

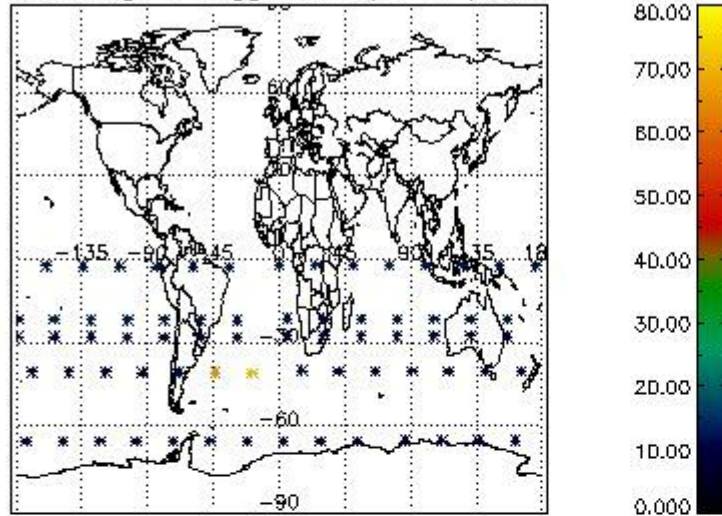
In this section it is plotted some information contained in the Quality Summary data set of the level 2 products. Only products in dark limb conditions and without errors (error flag in the MPH set to "0") are used.

3.1 Plot quality information per product (time dependant)

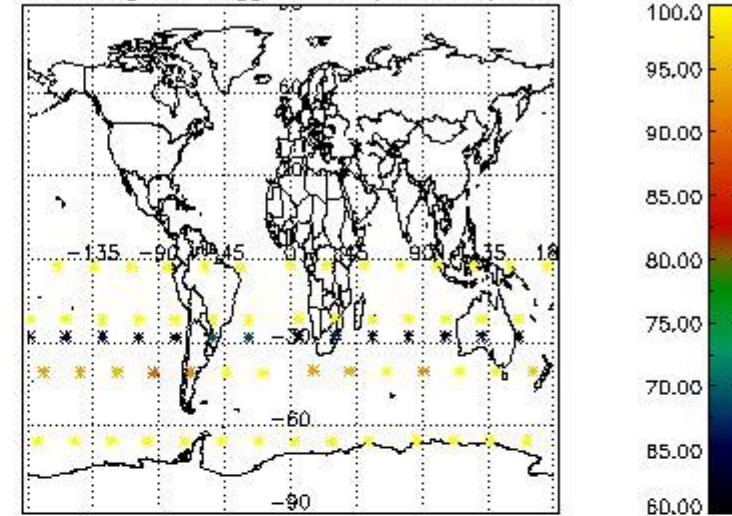


3.2 Plot quality information per product (world map)

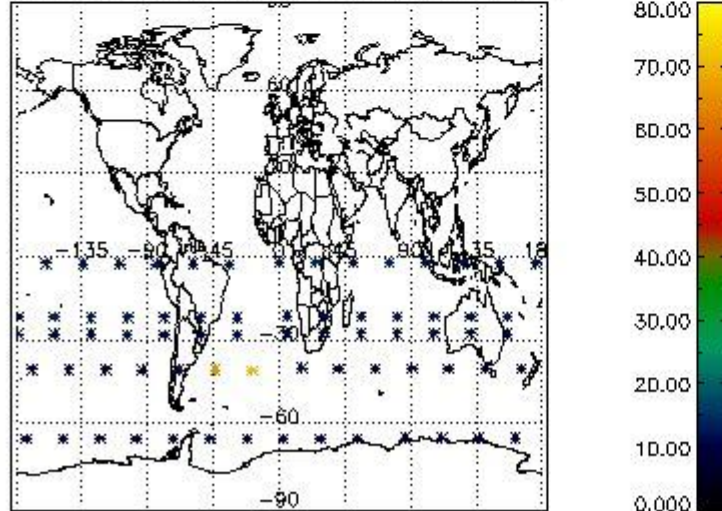
Percentage of flagged data per O3 profile



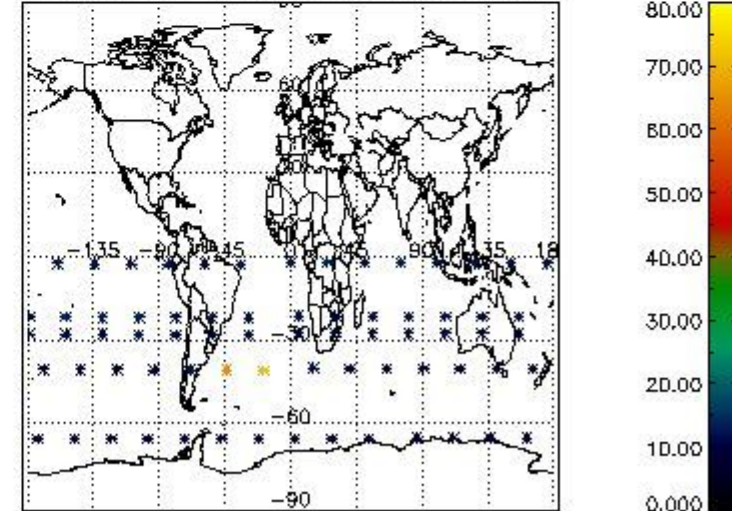
Percentage of flagged data per H2O profile



Percentage of flagged data per NO2 profile



Percentage of flagged data per NO3 profile

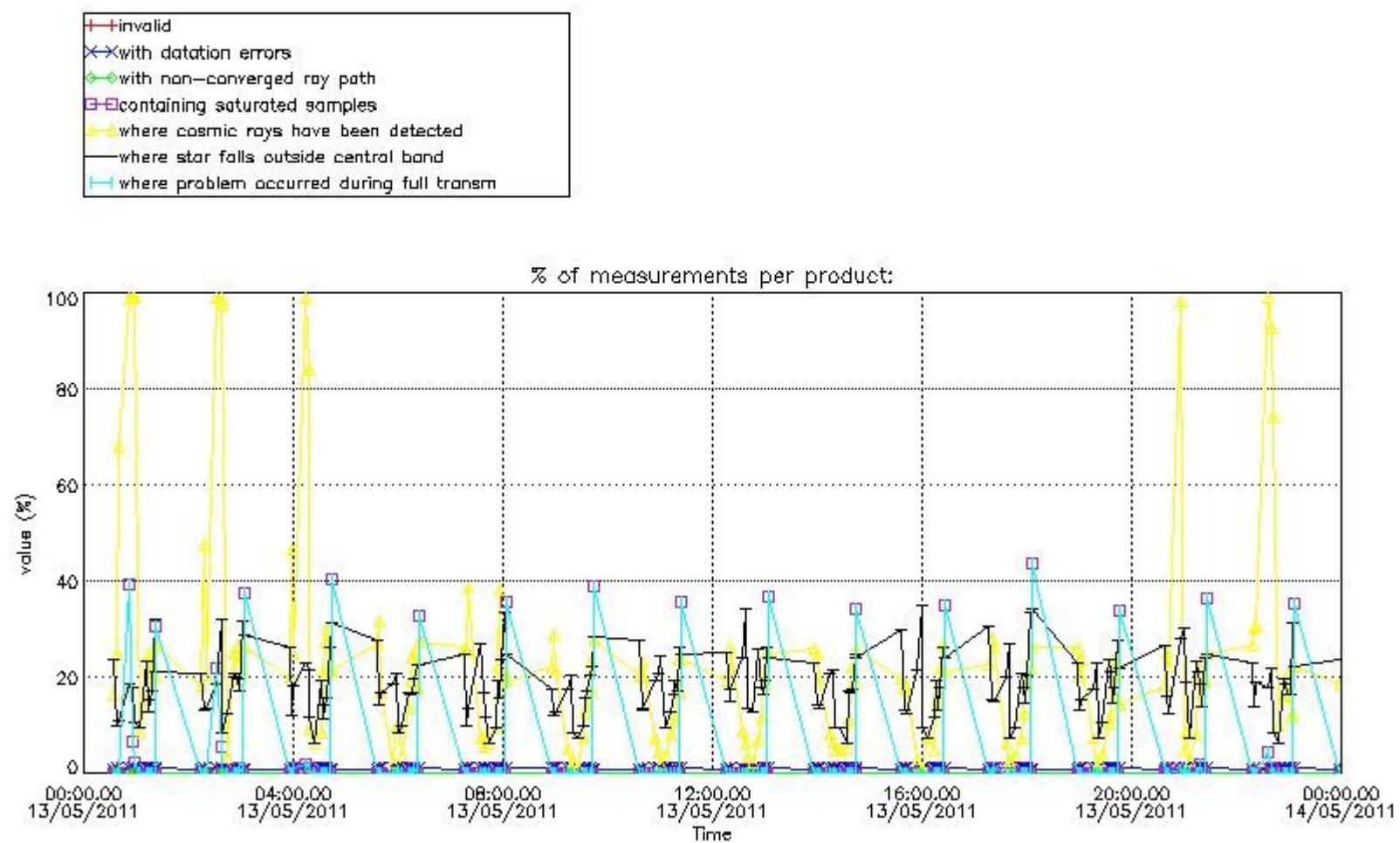


4. Level 1 quality information per product

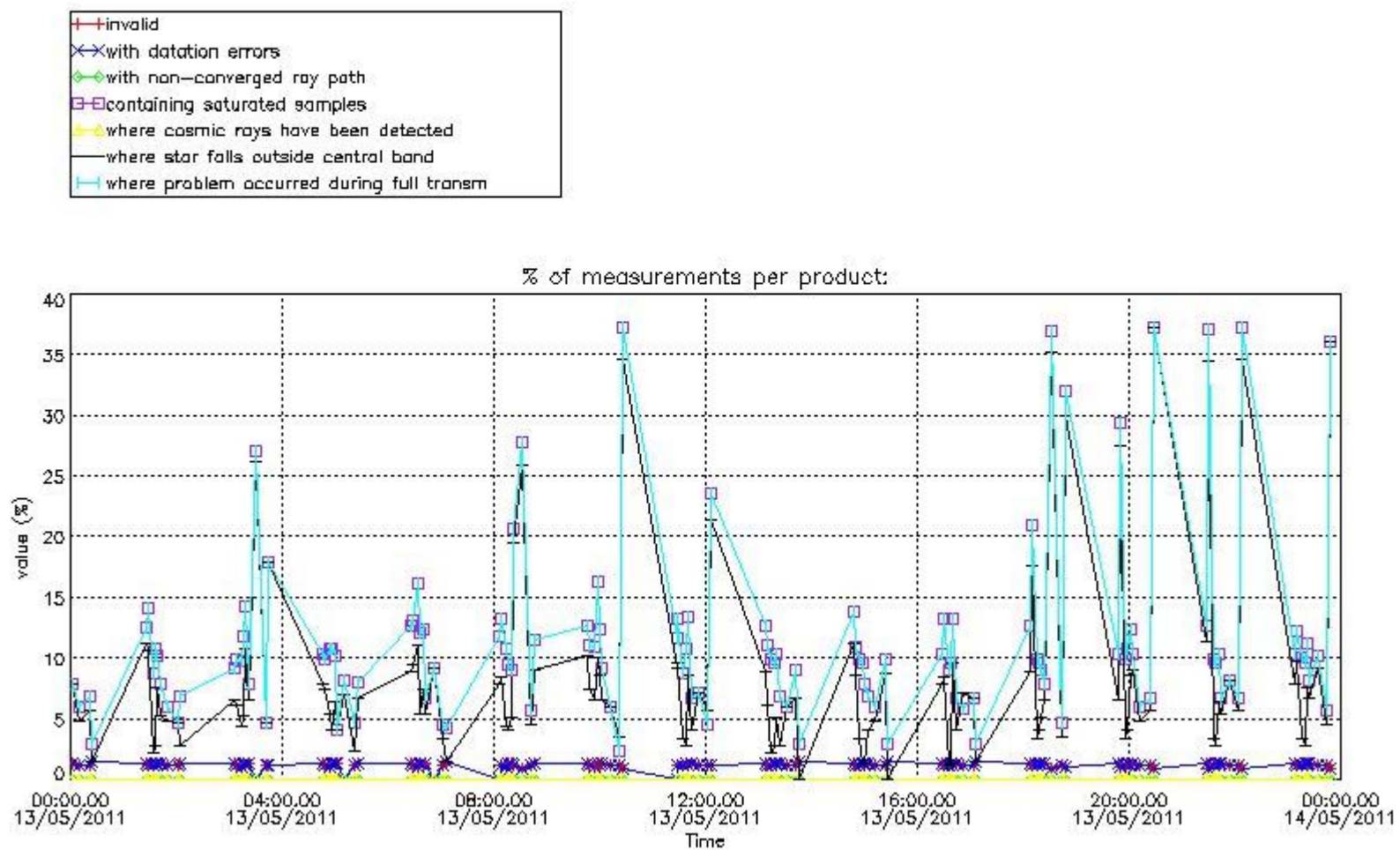
In this section it is plotted some information contained in the Quality Summary data set of the level 2 products that comes from the level 1b processing. Products without errors (error flag in the MPH set to "0") are used.

4.1 Plot quality information per product (time dependant) coming from level 1b processing

4.1.1 Plot level 1 quality information per product (time dependant): ENVISAT ASCENDING passes

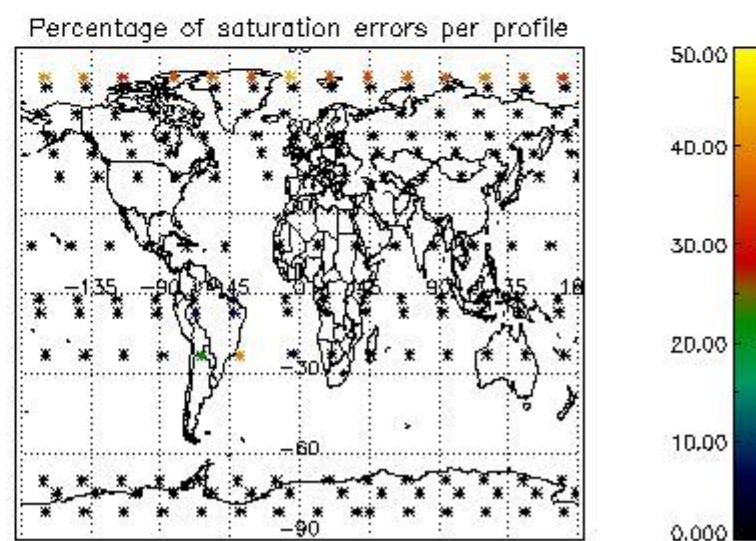
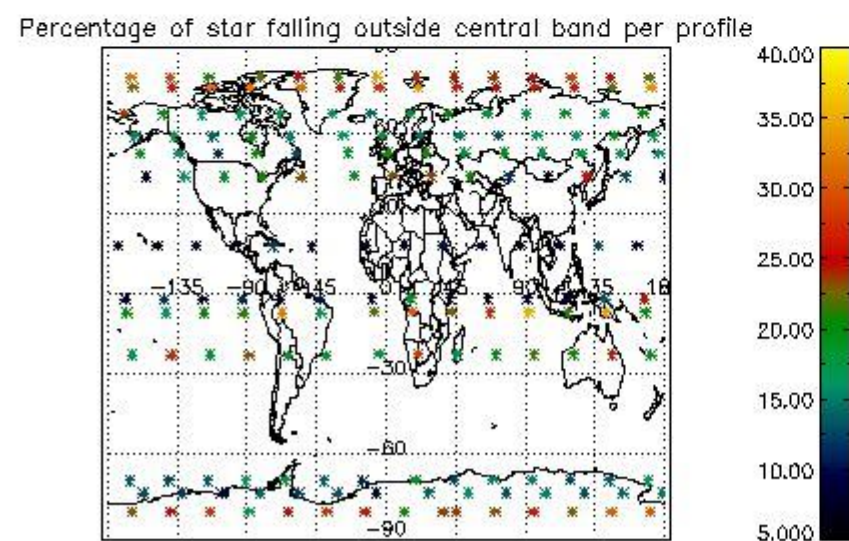
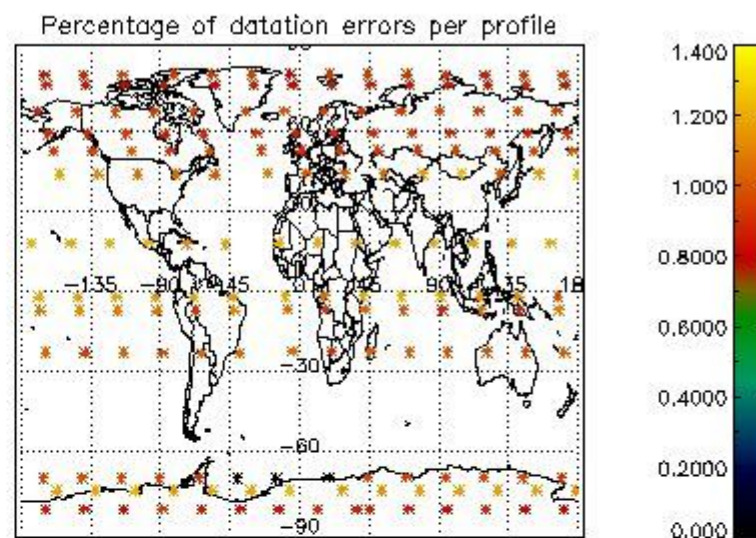
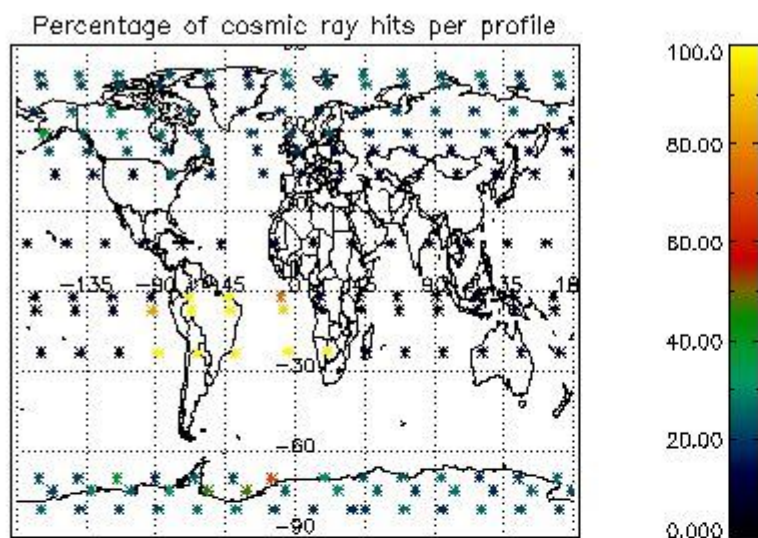


4.1.2 Plot level 1 quality information per product (time dependant): ENVI SAT DESCENDING passes

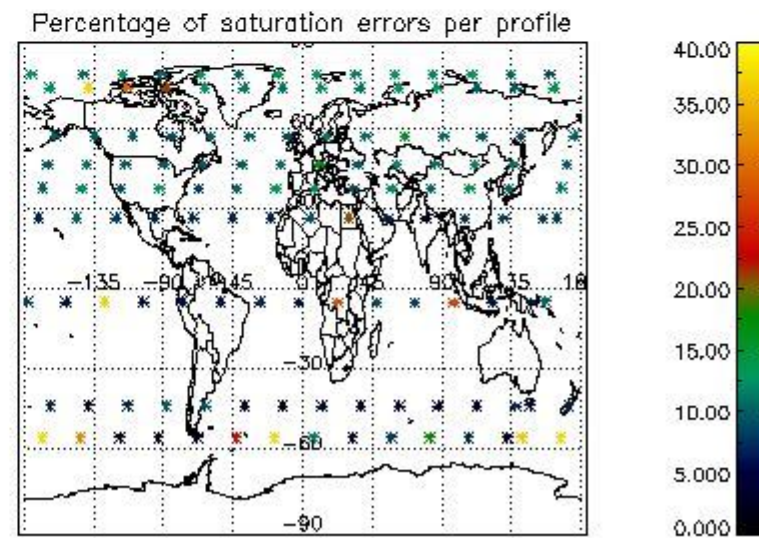
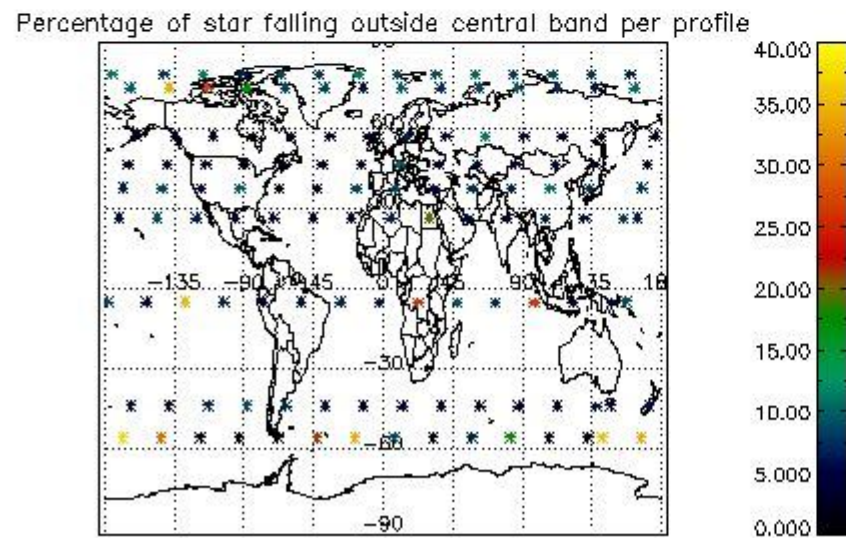
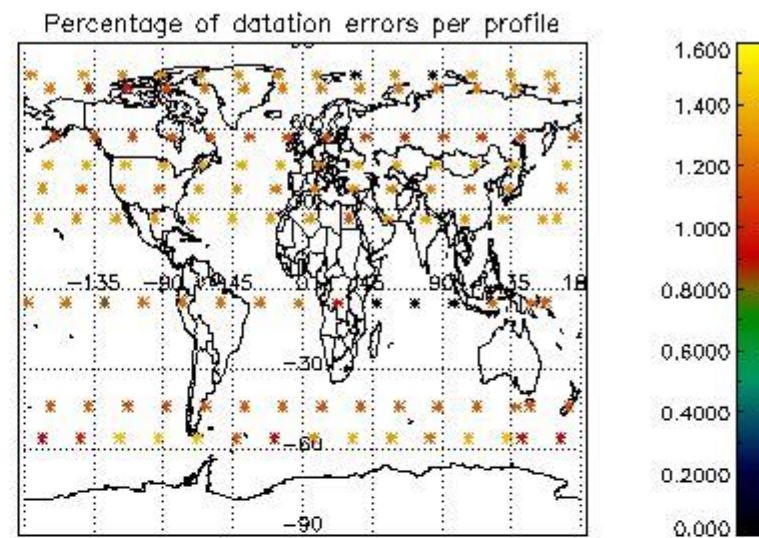
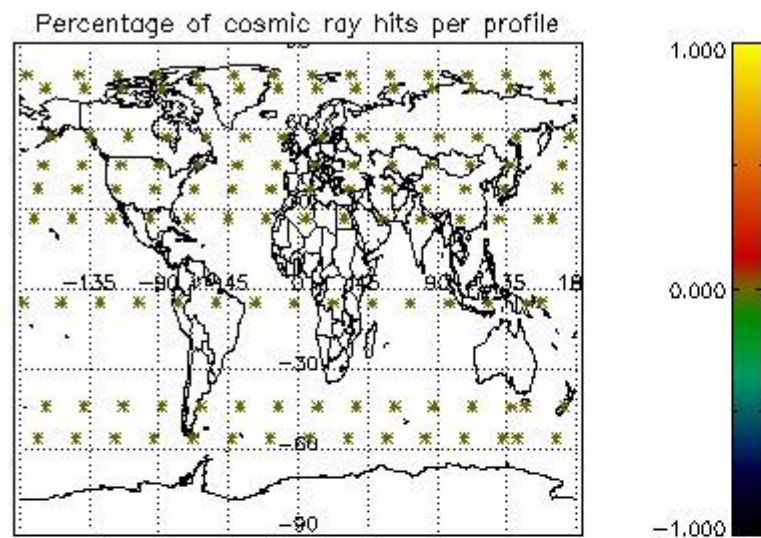


4.2 Plot quality information per product coming from level 1b processing (world map)

4.2.1 Plot level 1 quality information per product (world map): ENVISAT ASCENDING passes



4.2.2 Plot level 1 quality information per product (world map): ENVISAT DESCENDING passes



5. Trace gas profiles

5.1 Ozone statistics based on quality of products

The final quality of the products can be "measured" using the STD (Standard Deviation) attached to every point profile. This information is written to the parameter GOM_NL__2P/NL_LOCAL_SPECIES_DENSITY/o3_std of the level 2 products. The table below shows the statistics for given STD ranges.

The statistics are given with respect to the overall valid production:

- Products without fatal errors: GOM_NL__2P/MPH/PRODUCT_ERR=0
- Valid point profile: GOM_NL__2P/NL_LOCAL_SPECIES_DENSITY/pcd(0)=0

The 'Criteria' is applied to valid points of dark limb products:

- Products in dark limb illumination condition: GOM_NL__2P/NL_SUMMARY_QUALITY/obs_ill_cond=0
- Products without fatal errors: GOM_NL__2P/MPH/PRODUCT_ERR=0
- Valid point profile: GOM_NL__2P/NL_LOCAL_SPECIES_DENSITY/pcd(0)=0

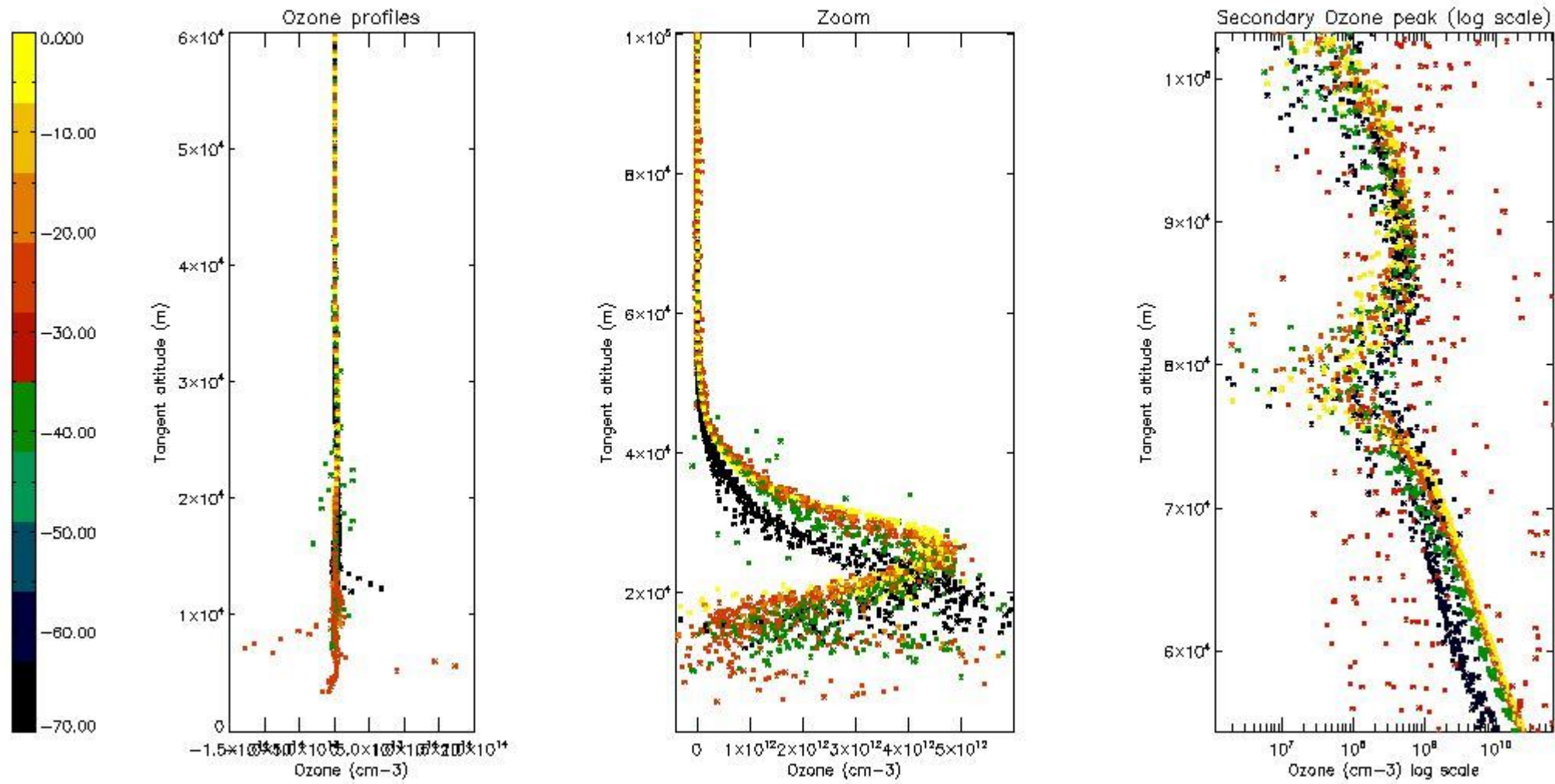
So, the table below shows the percentage of dark limb and valid observations for each criteria with respect to the overall valid daily observations.

Criteria	% of total production
All STD	23
STD < 20	12

STD < 10	9
STD < 5	5

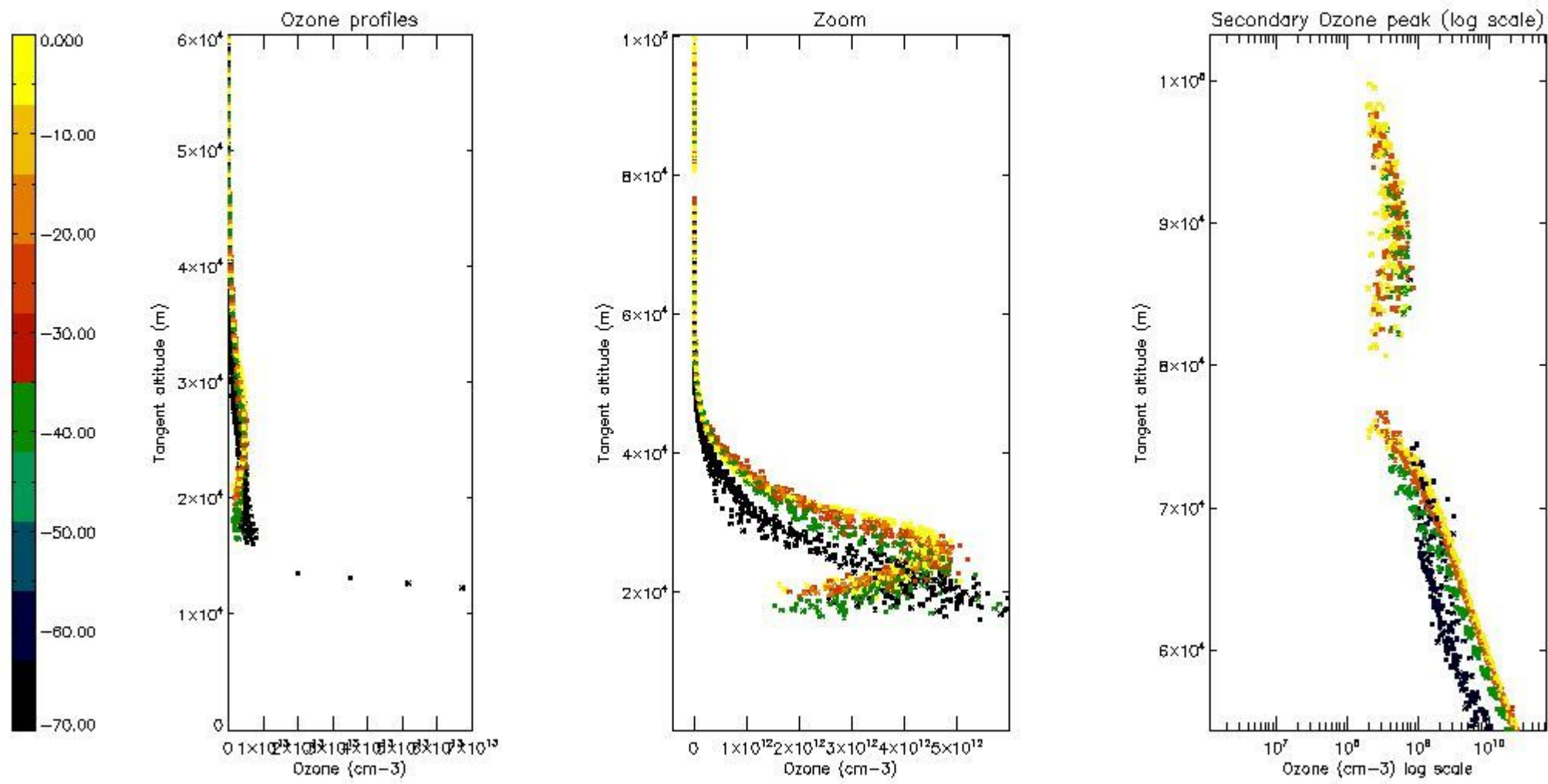
5.2 Plot ozone profiles for all STD (dark without errors)

The colorbar represents the latitude.



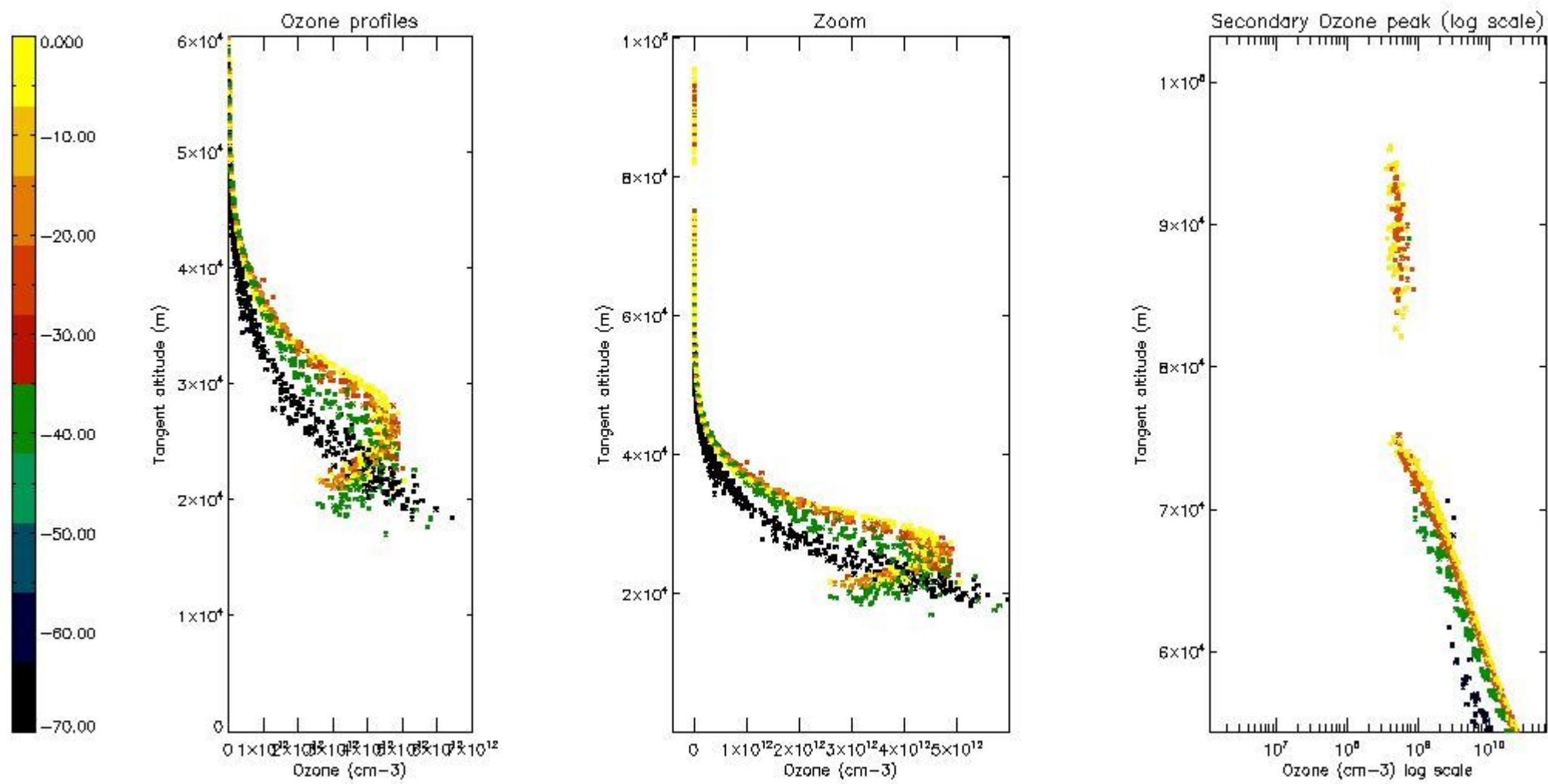
5.3 Plot ozone profiles where STD < 20% (dark without errors)

The colorbar represents the latitude.



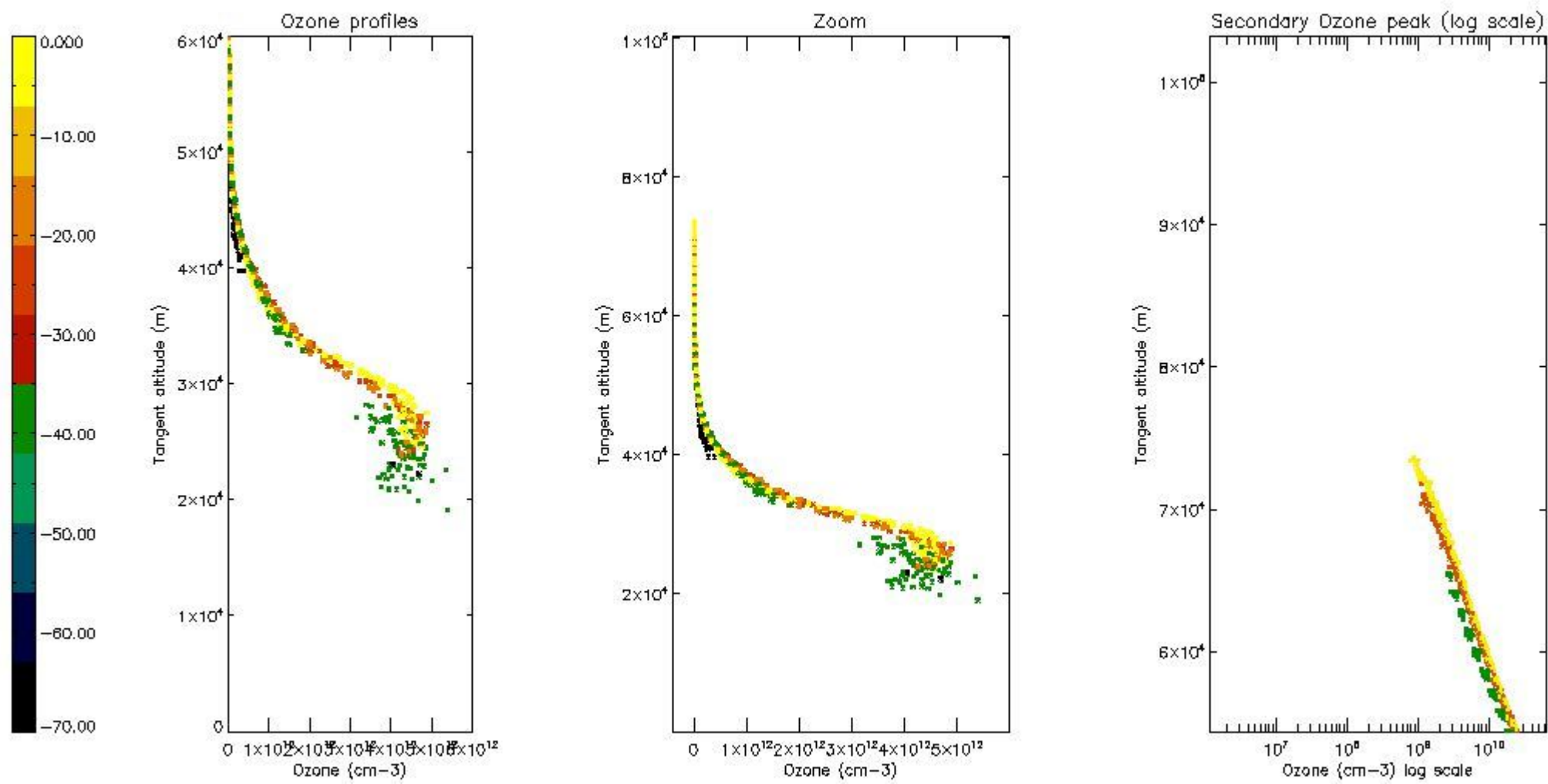
5.4 Plot ozone profiles where STD < 10% (dark without errors)

The colorbar represents the latitude.



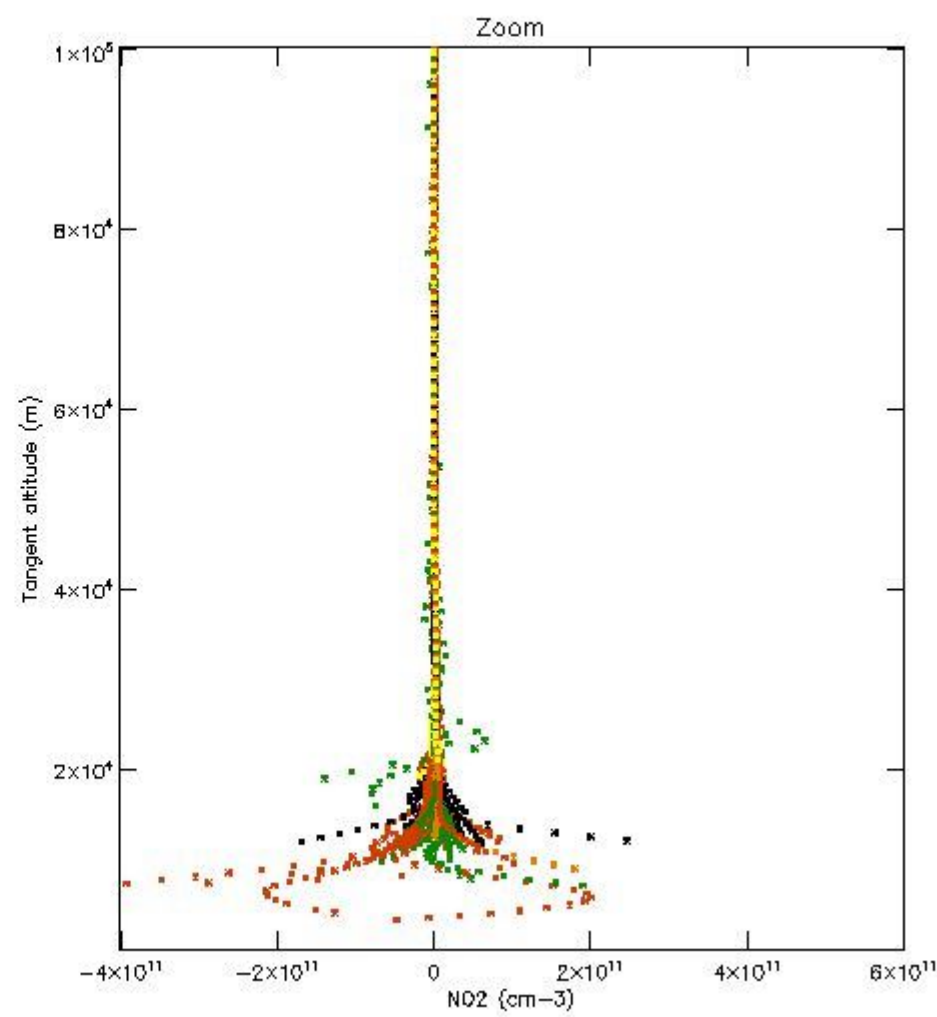
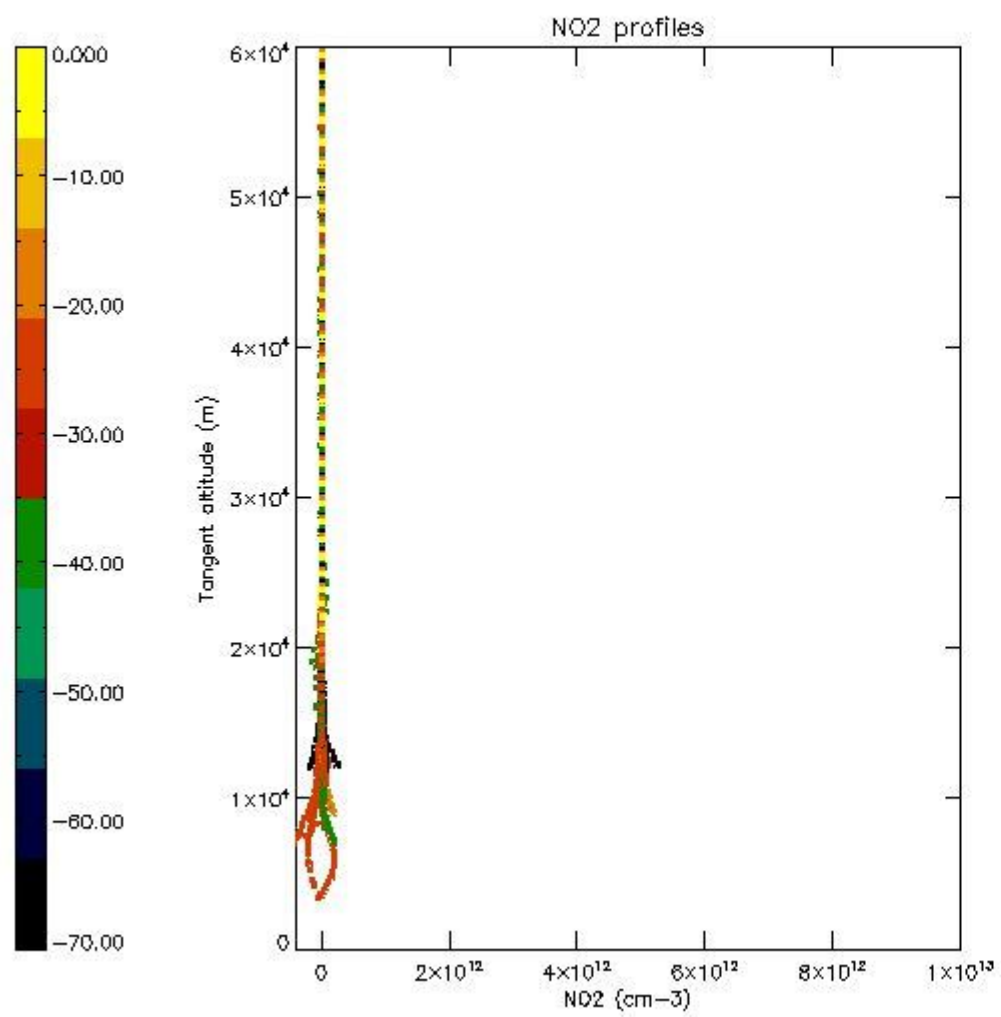
5.5 Plot ozone profiles where STD < 5% (dark without errors)

The colorbar represents the latitude.



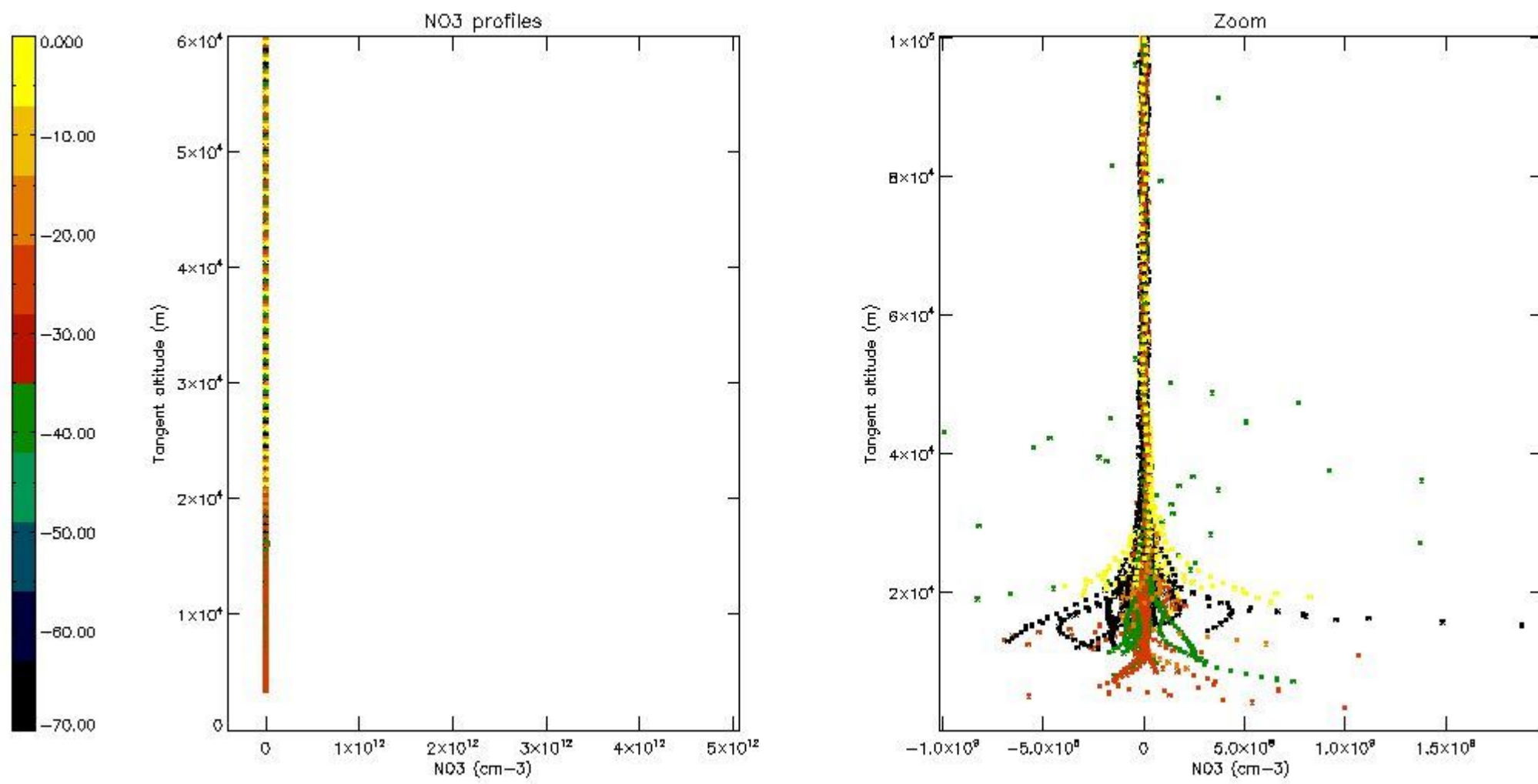
5.6 Plot NO₂ profiles for all STD (dark without errors)

The colorbar represents the latitude.



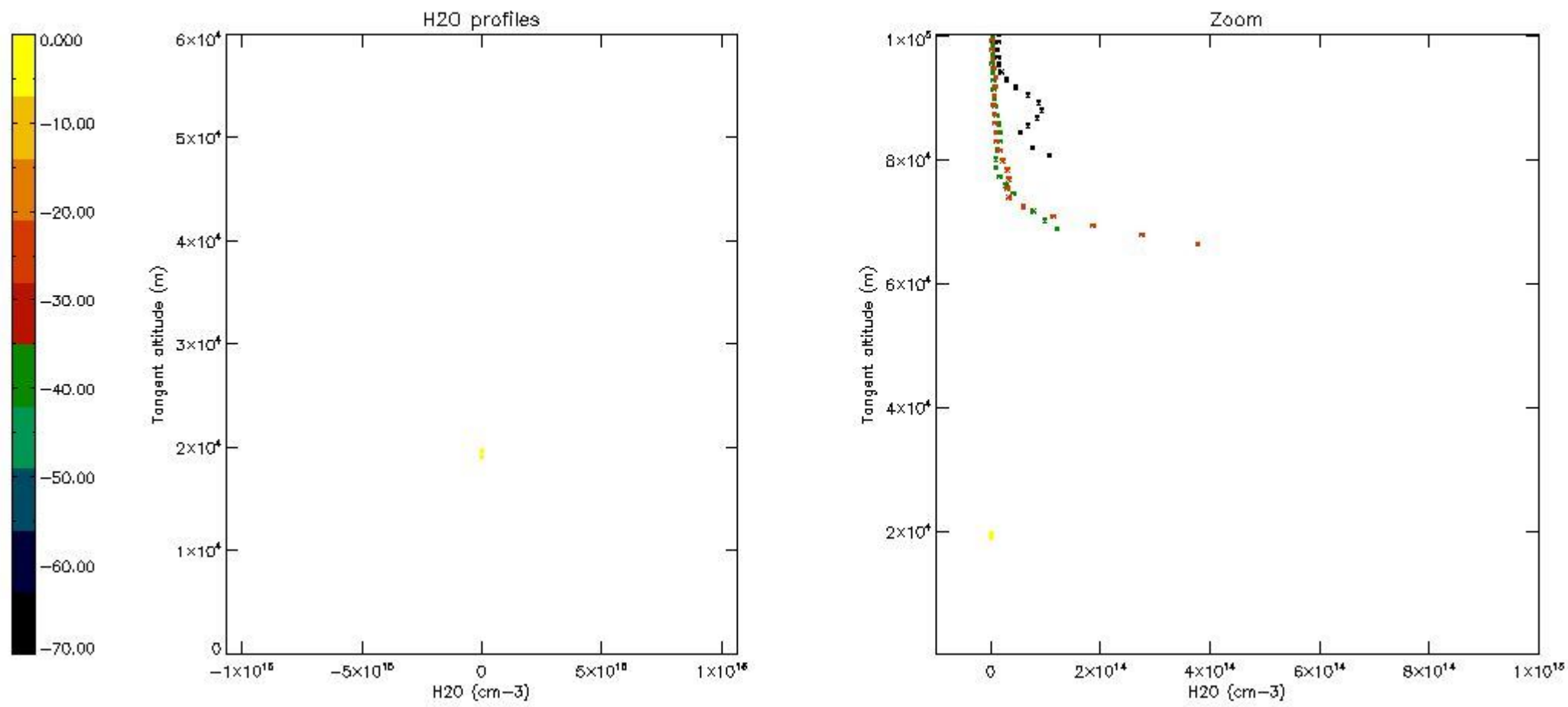
5.7 Plot NO3 profiles for all STD (dark without errors)

The colorbar represents the latitude.



5.8 Plot H2O profiles for all STD (only for occultations of stars 1,2,3,4,13,14,16,26,63 dark without errors)

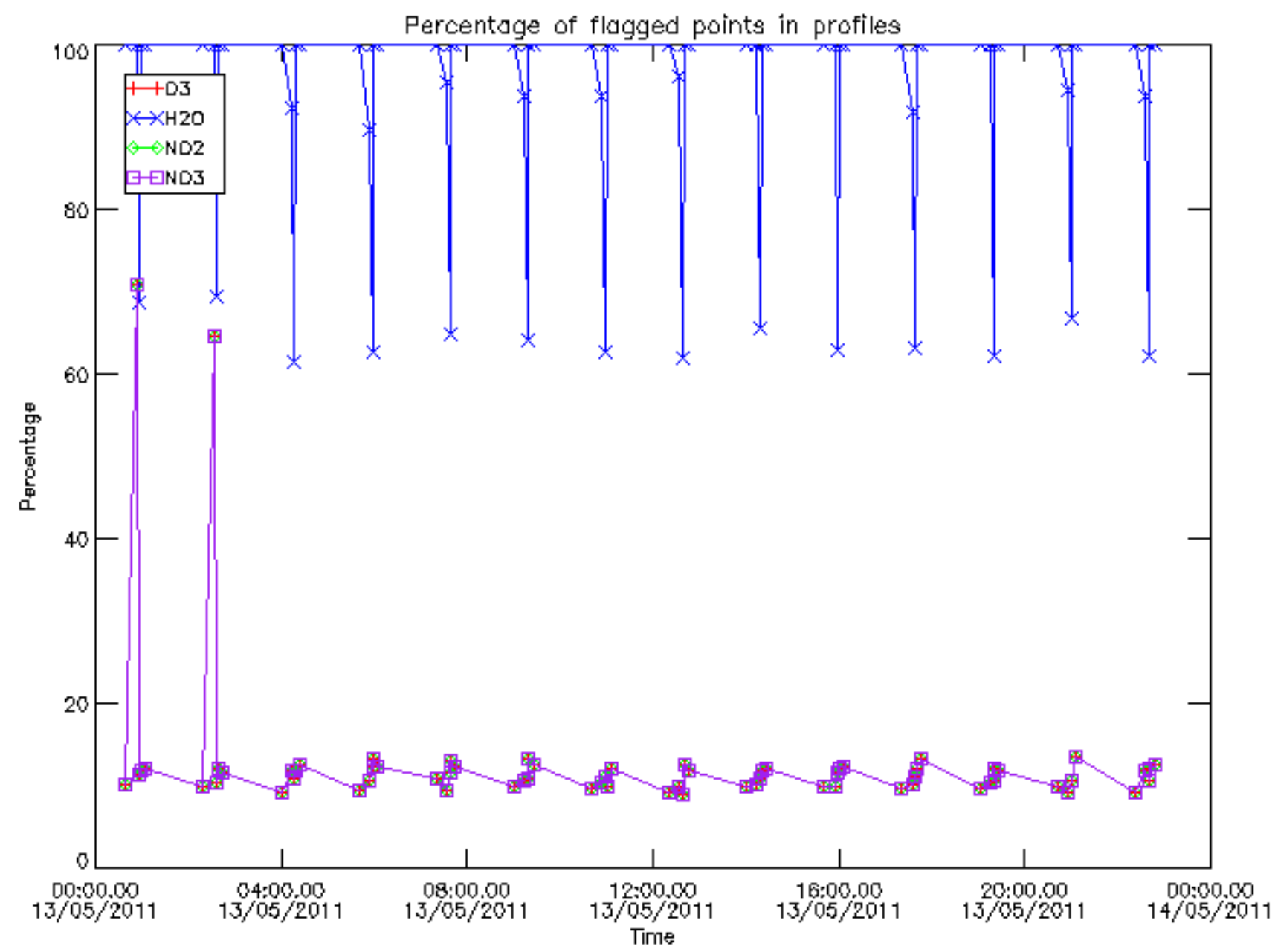
The colorbar represents the latitude.



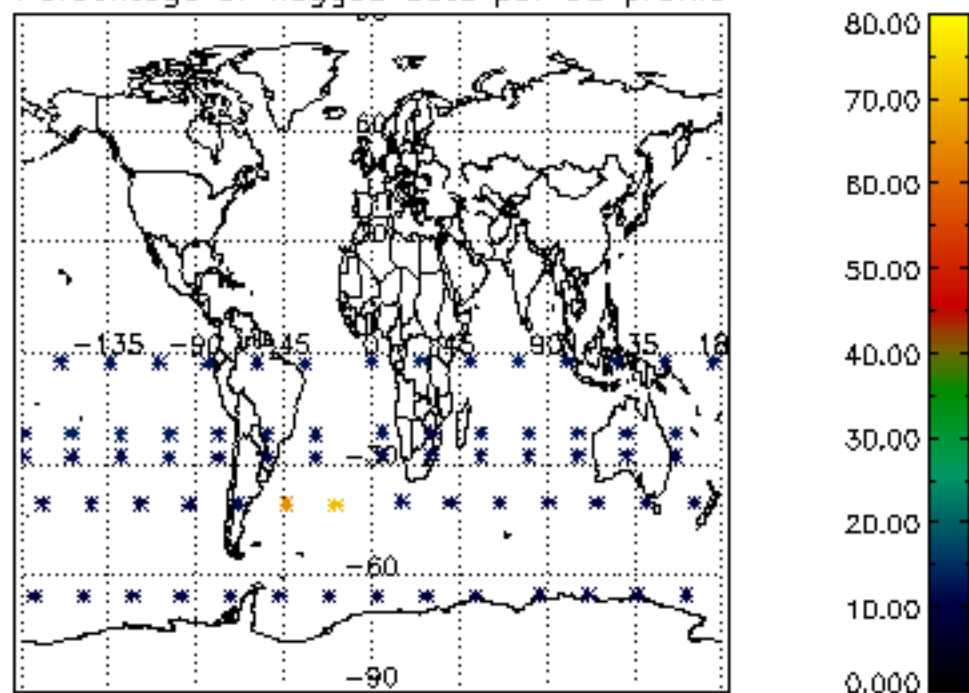
6. Auxiliary Data Files used for the production reported in section 2

The number reported in the third column indicates since which file (see list in section 2) the corresponding auxiliary file has been used. The fourth column is the date of those product files.

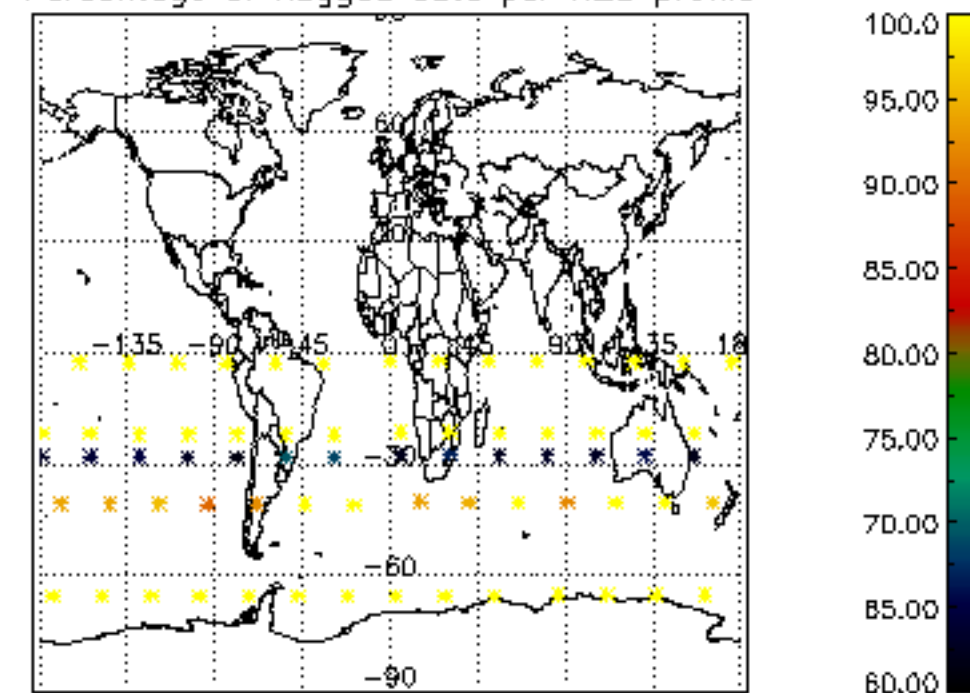
Type	Auxiliary Filename	Used since product	Used since product date
INST_PHYS_CHARACTERISTICS	GOM_INS_AXVIEC20091111_143220_20030716_120000_20500101_000000	1	13-MAY-2011 00:01:28
LEVEL-2_PROC_CONFIG	GOM_PR2_AXVIEC20091111_152718_20020301_000000_20500101_000000	1	13-MAY-2011 00:01:28
CROSS_SECTIONS_FILE	GOM_CR2_AXVIEC20091111_154832_20020301_000000_20500101_000000	1	13-MAY-2011 00:01:28



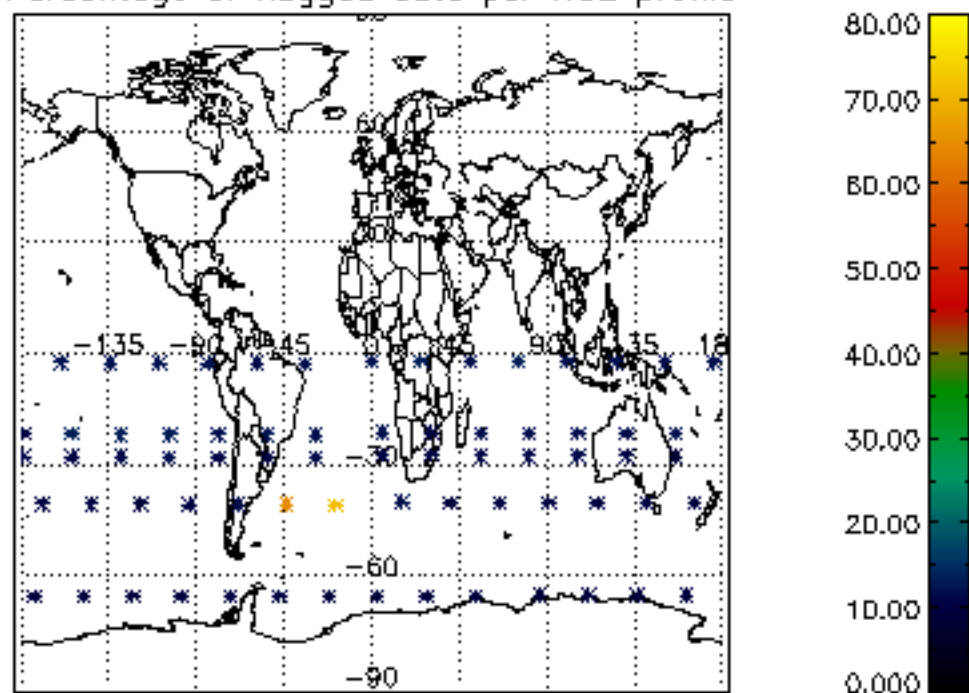
Percentage of flagged data per D3 profile



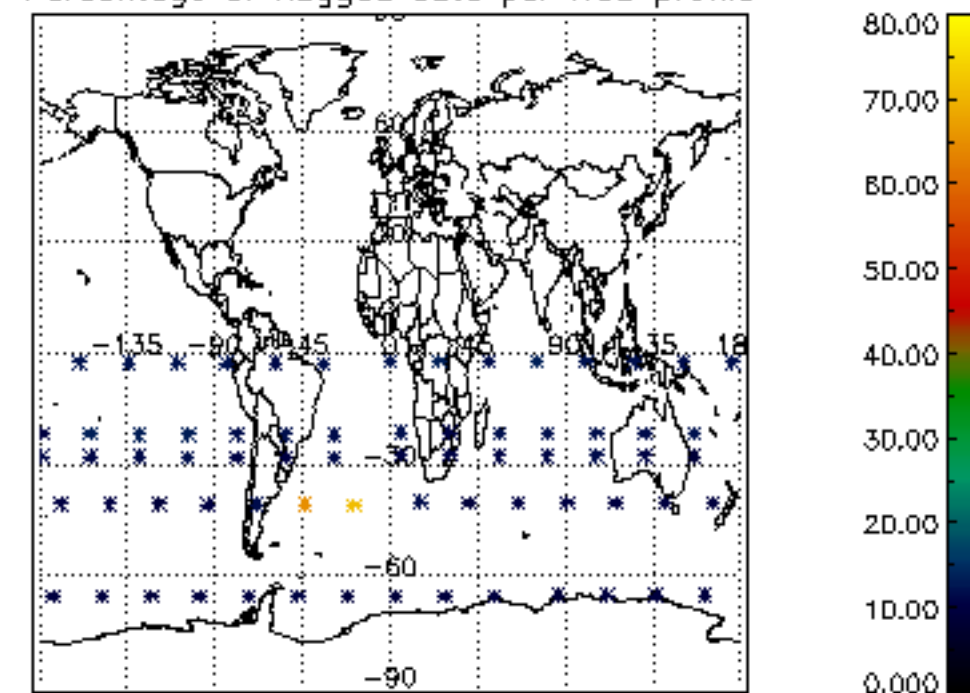
Percentage of flagged data per H2O profile

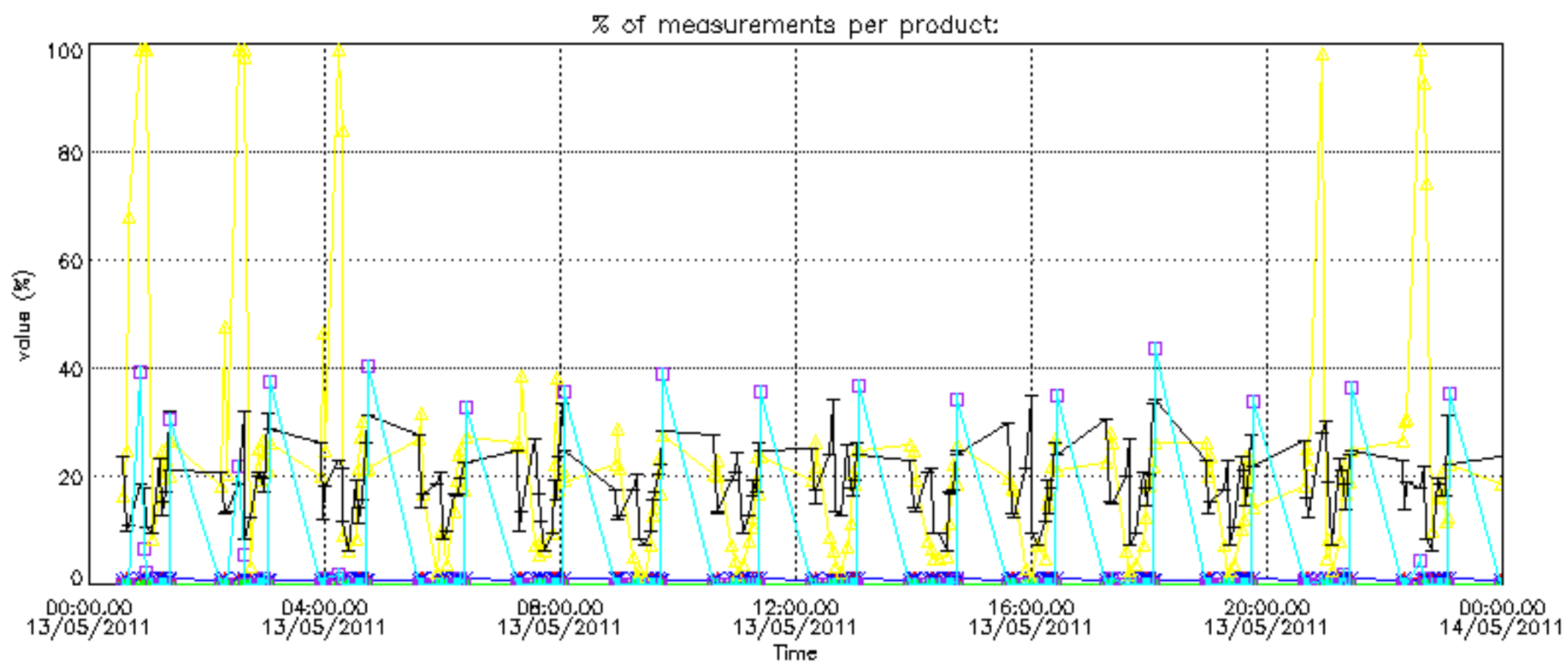


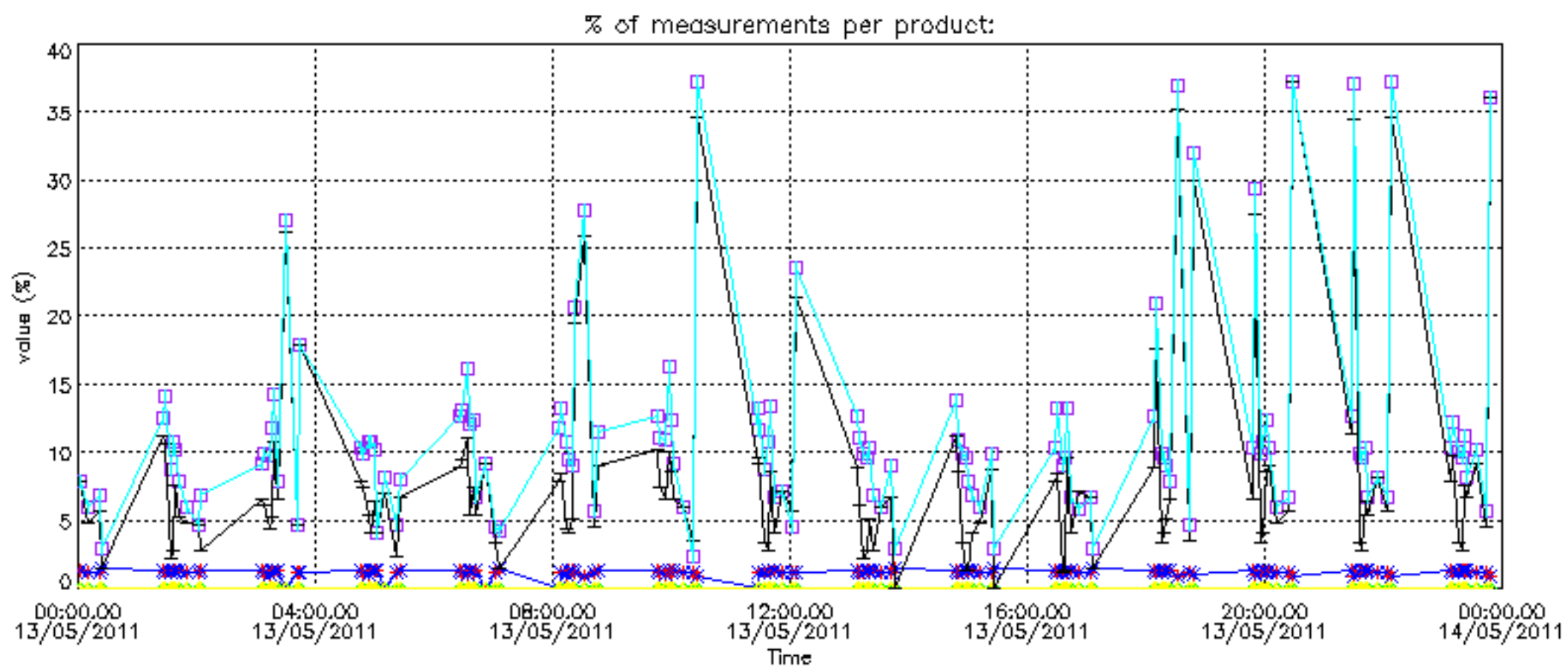
Percentage of flagged data per NO2 profile



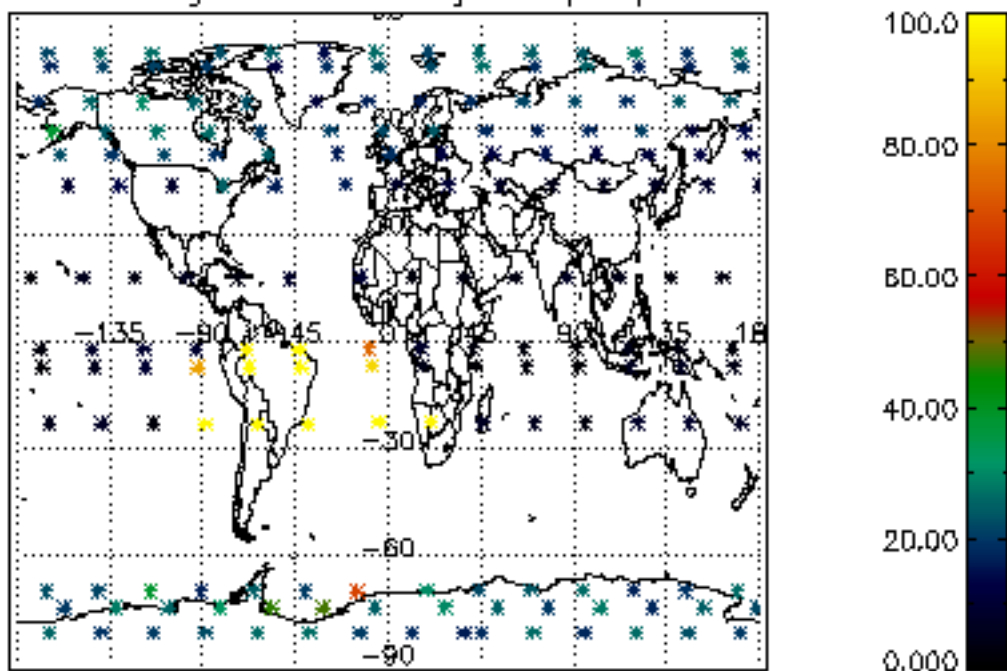
Percentage of flagged data per NO3 profile



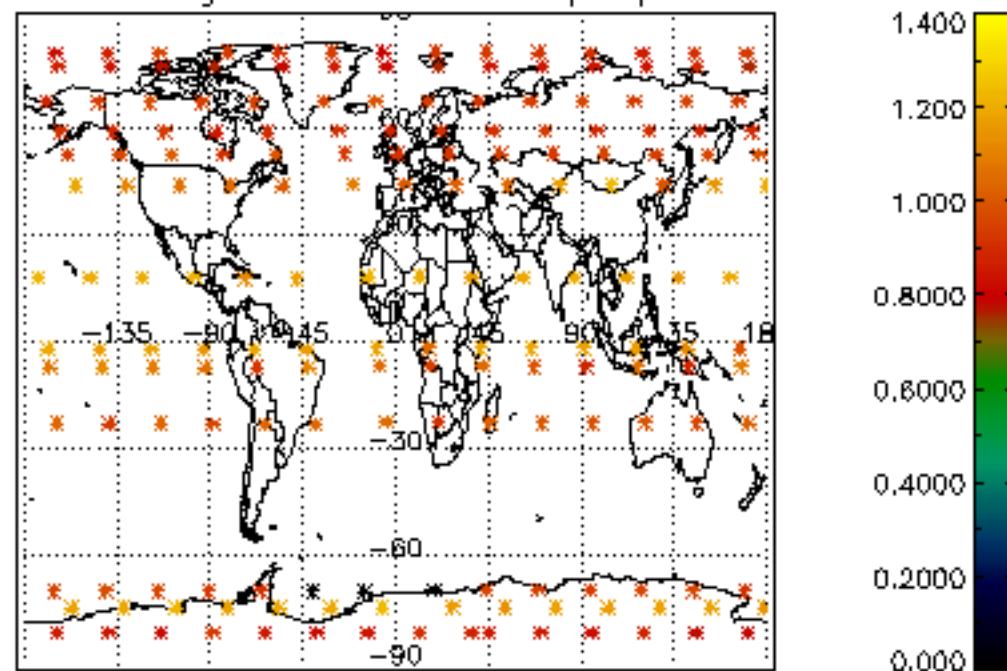




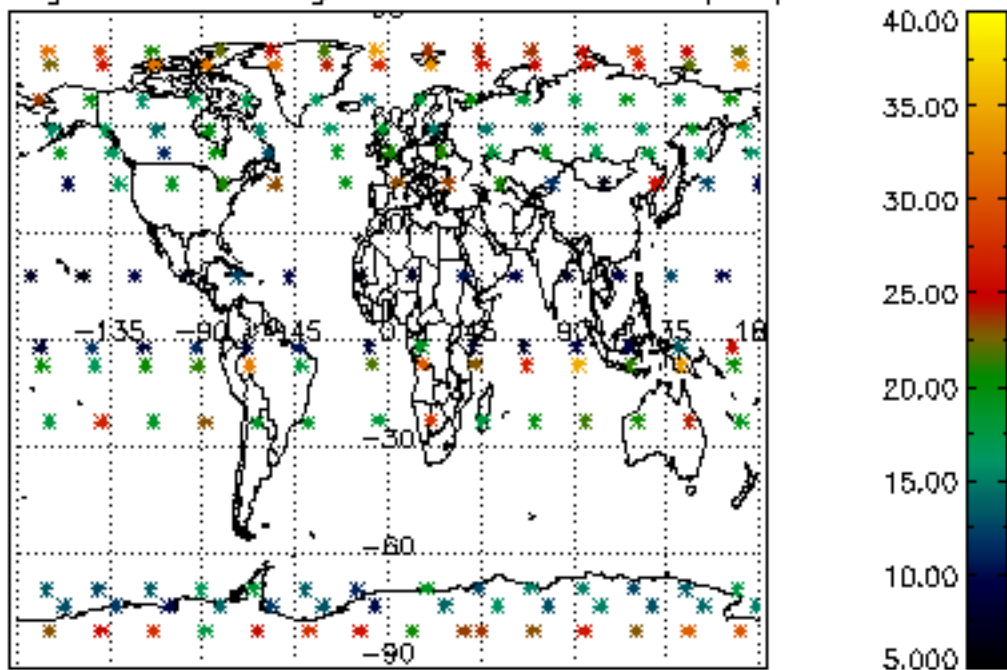
Percentage of cosmic ray hits per profile



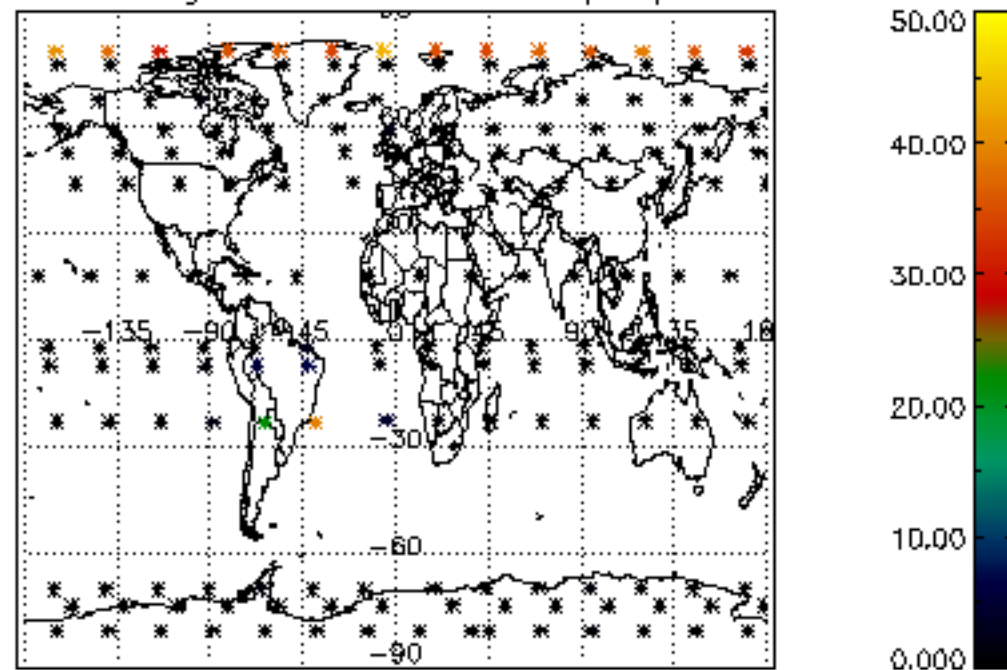
Percentage of datation errors per profile



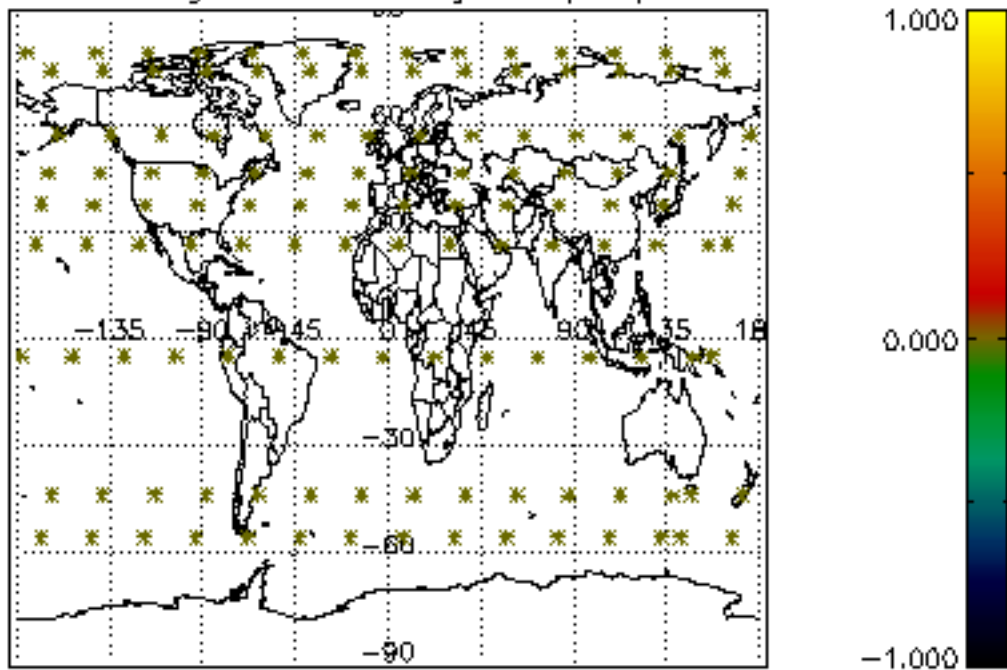
Percentage of star falling outside central band per profile



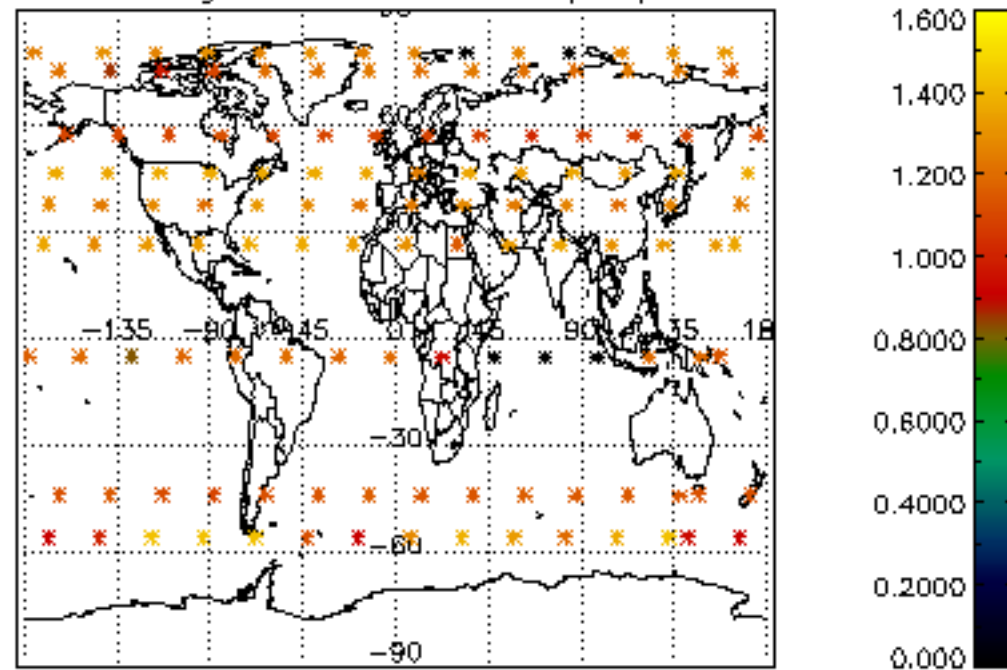
Percentage of saturation errors per profile



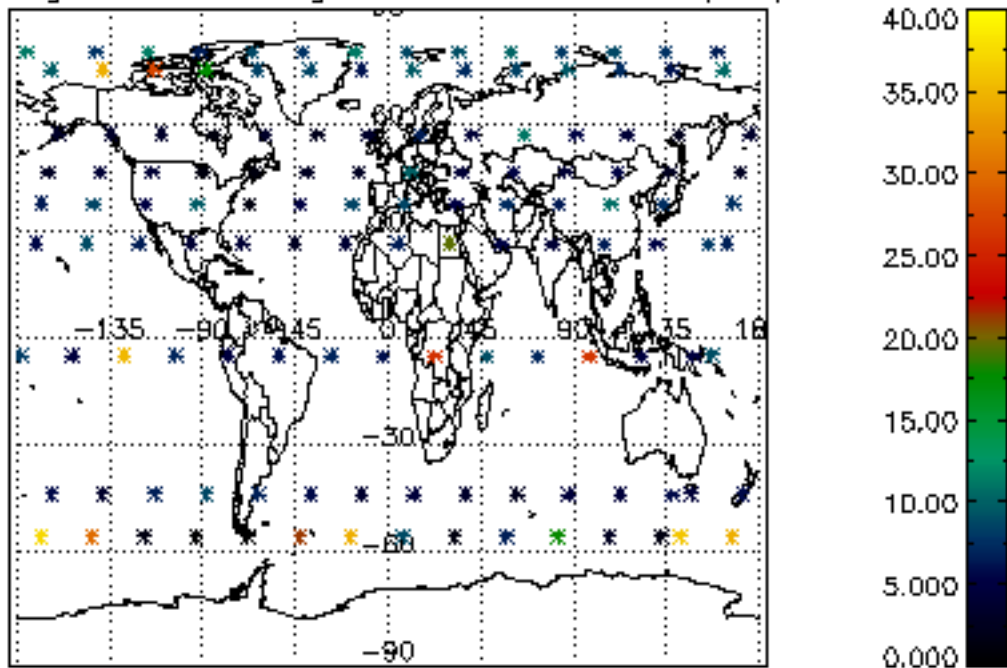
Percentage of cosmic ray hits per profile



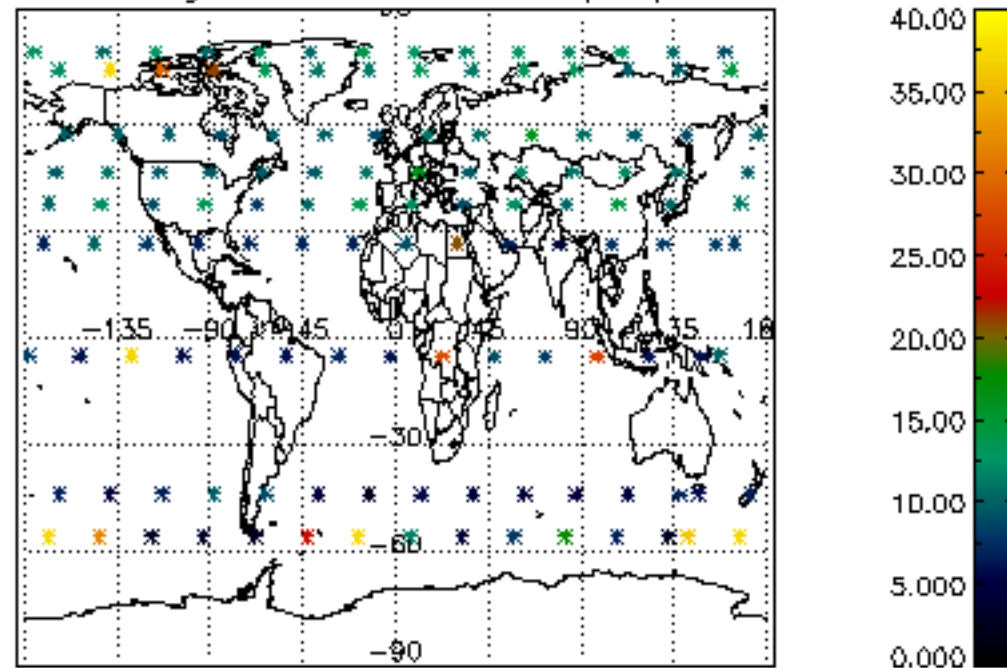
Percentage of datation errors per profile

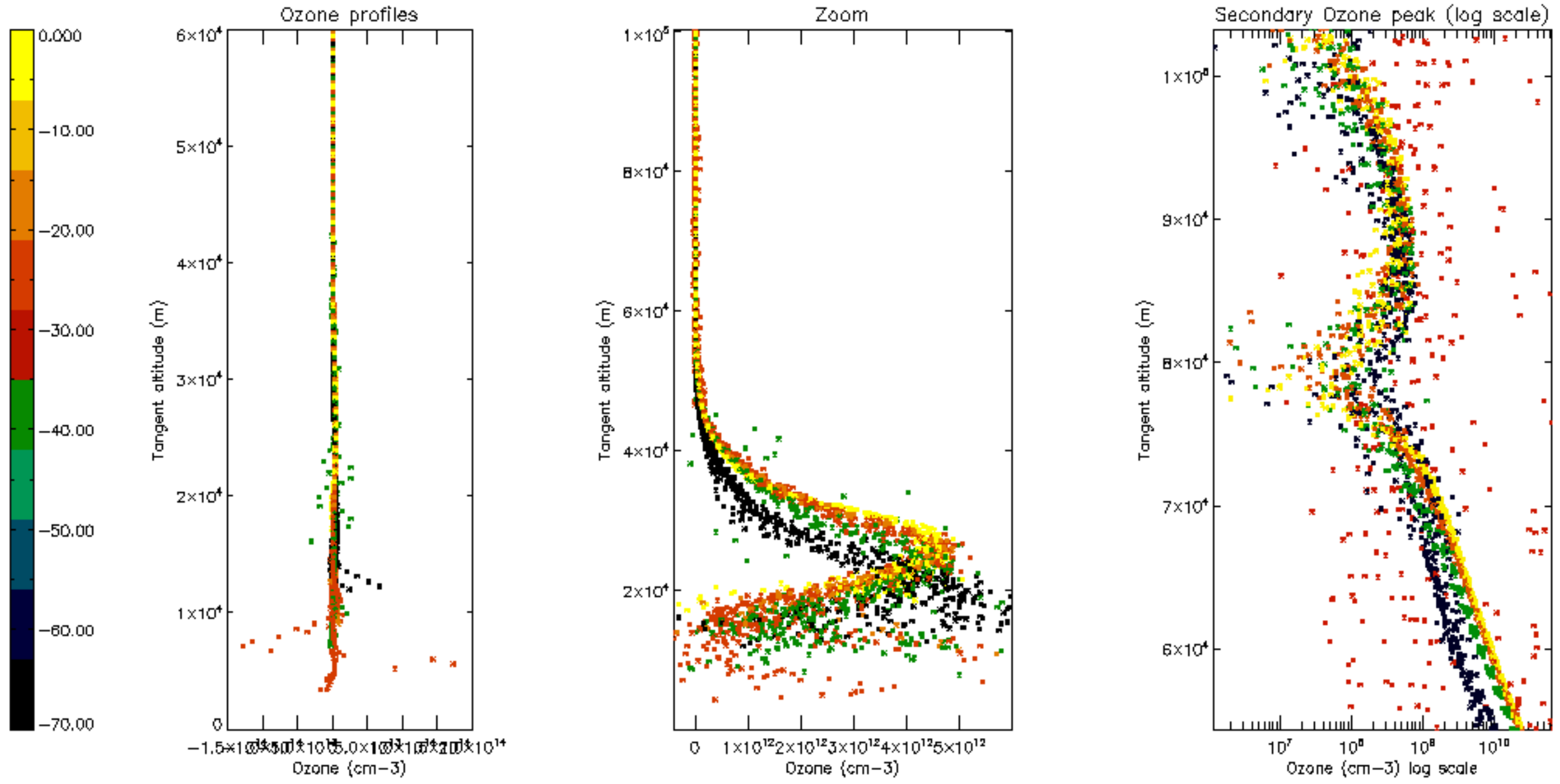


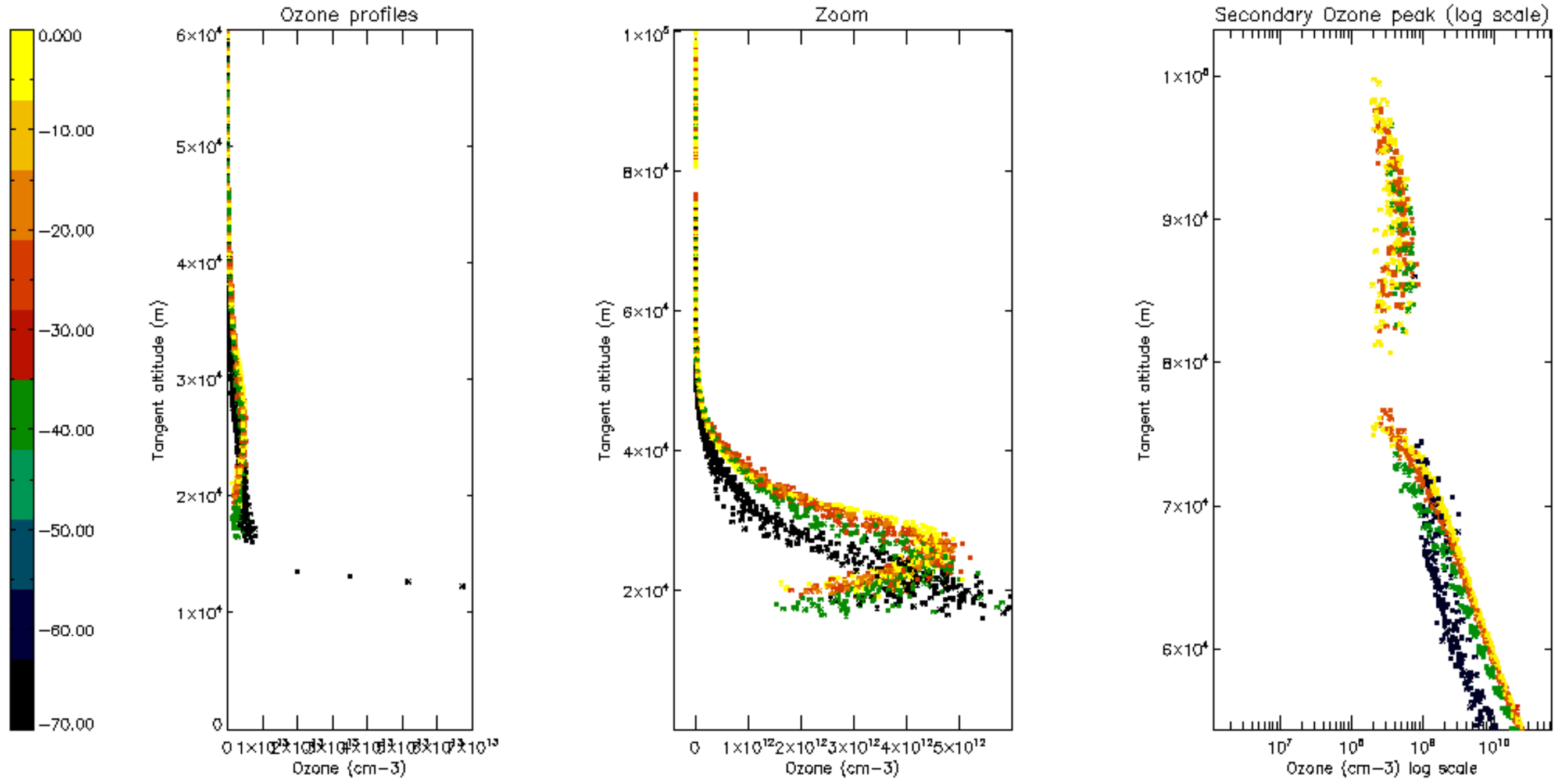
Percentage of star falling outside central band per profile

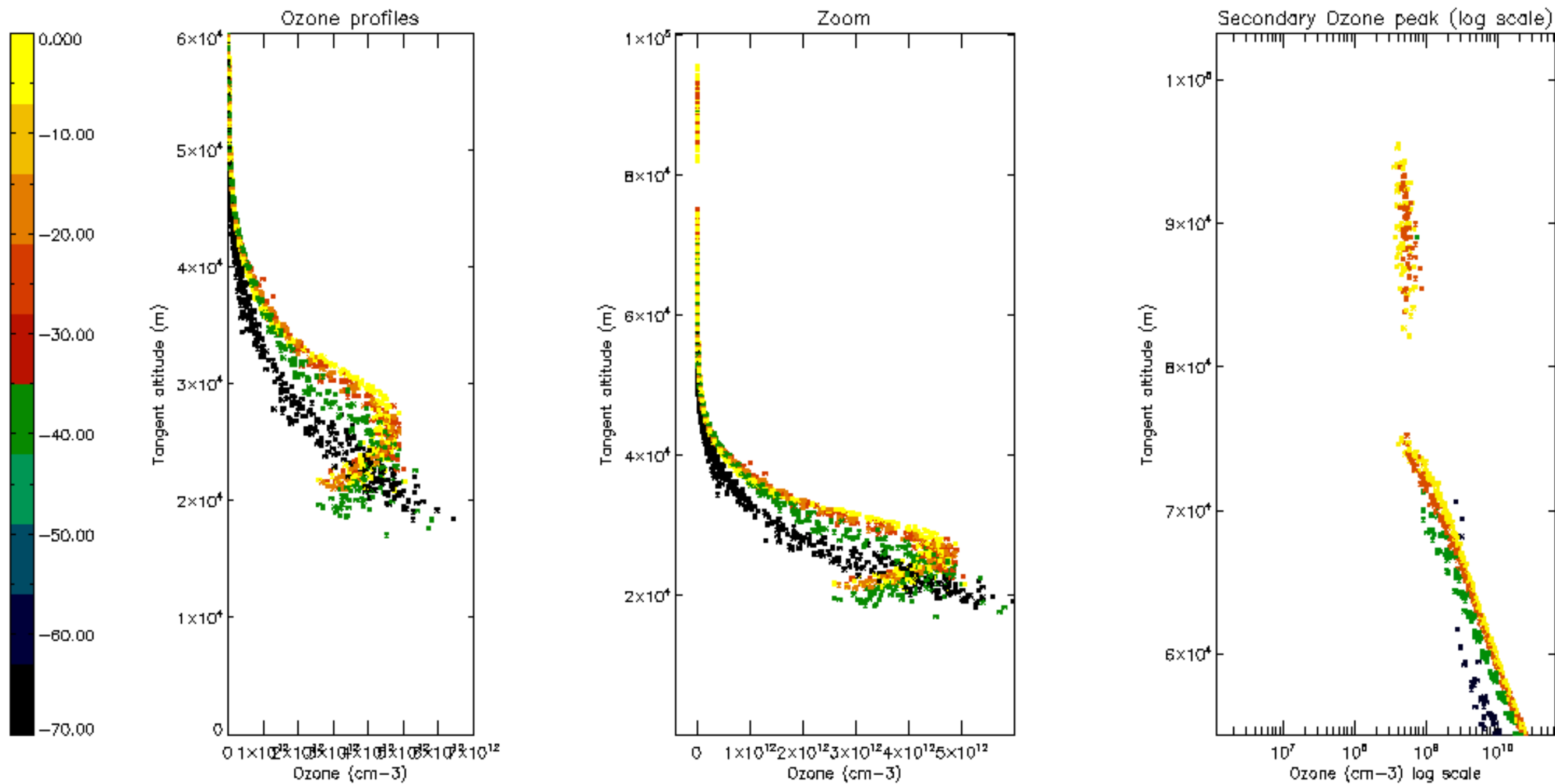


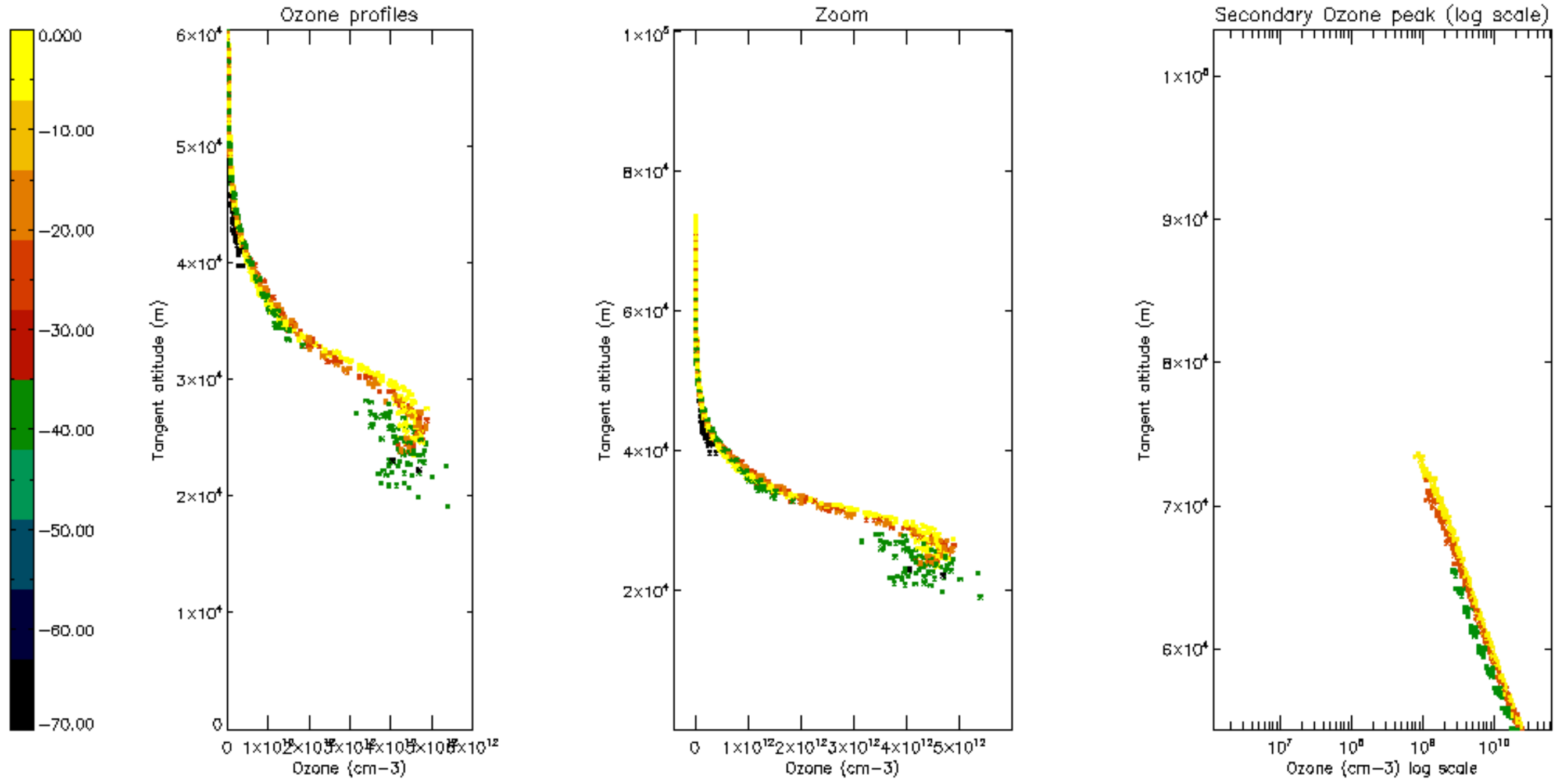
Percentage of saturation errors per profile

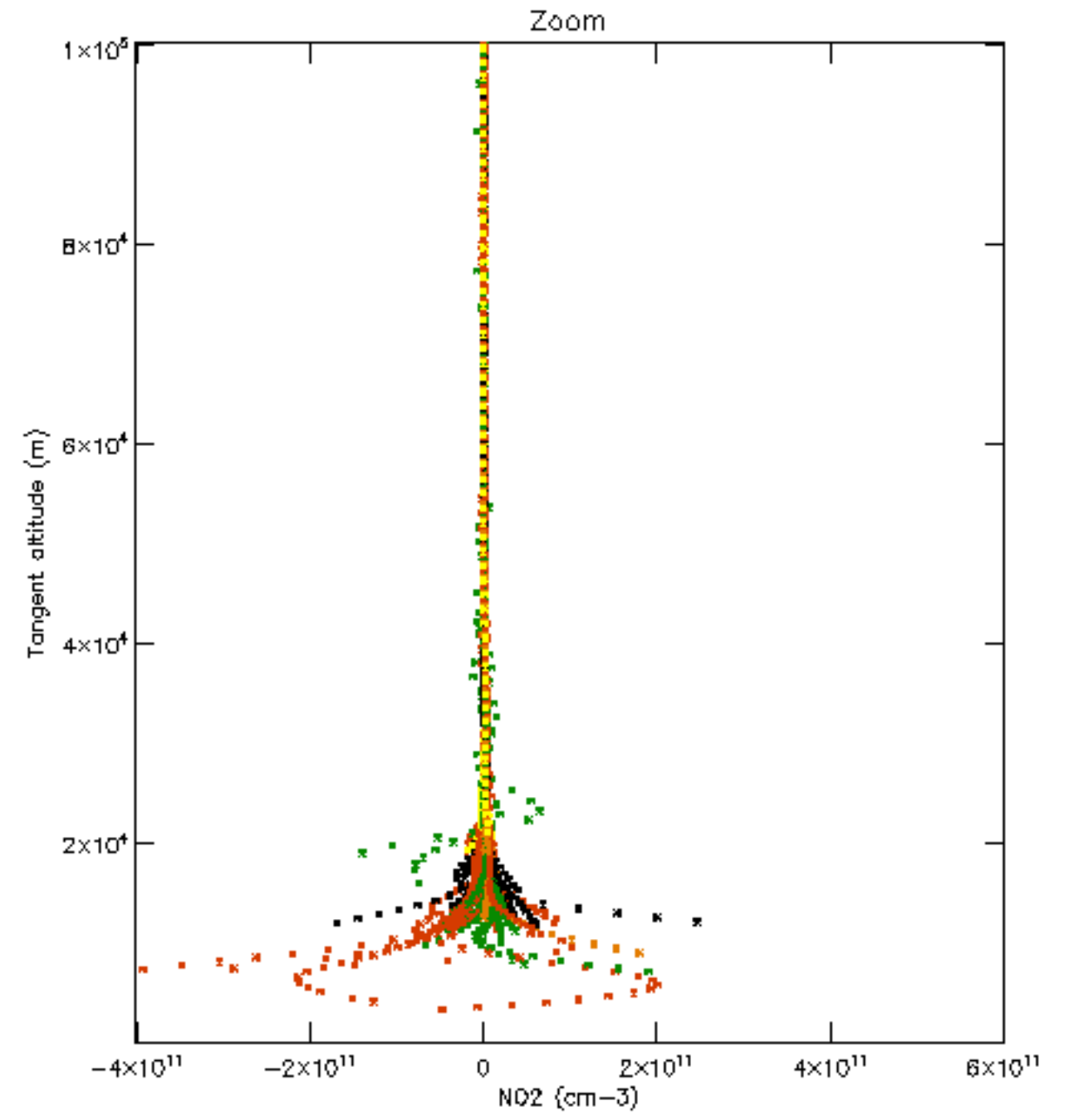
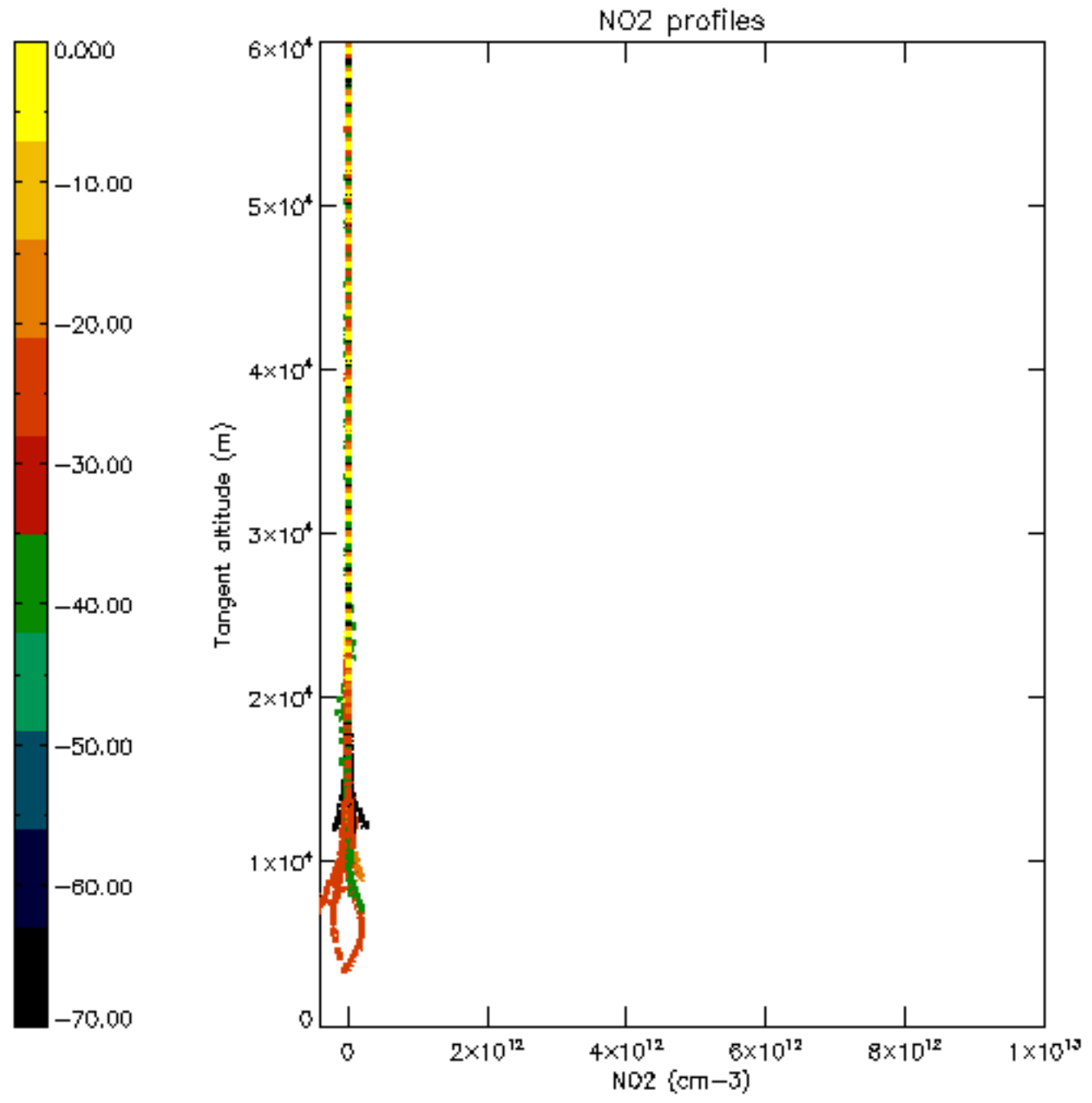


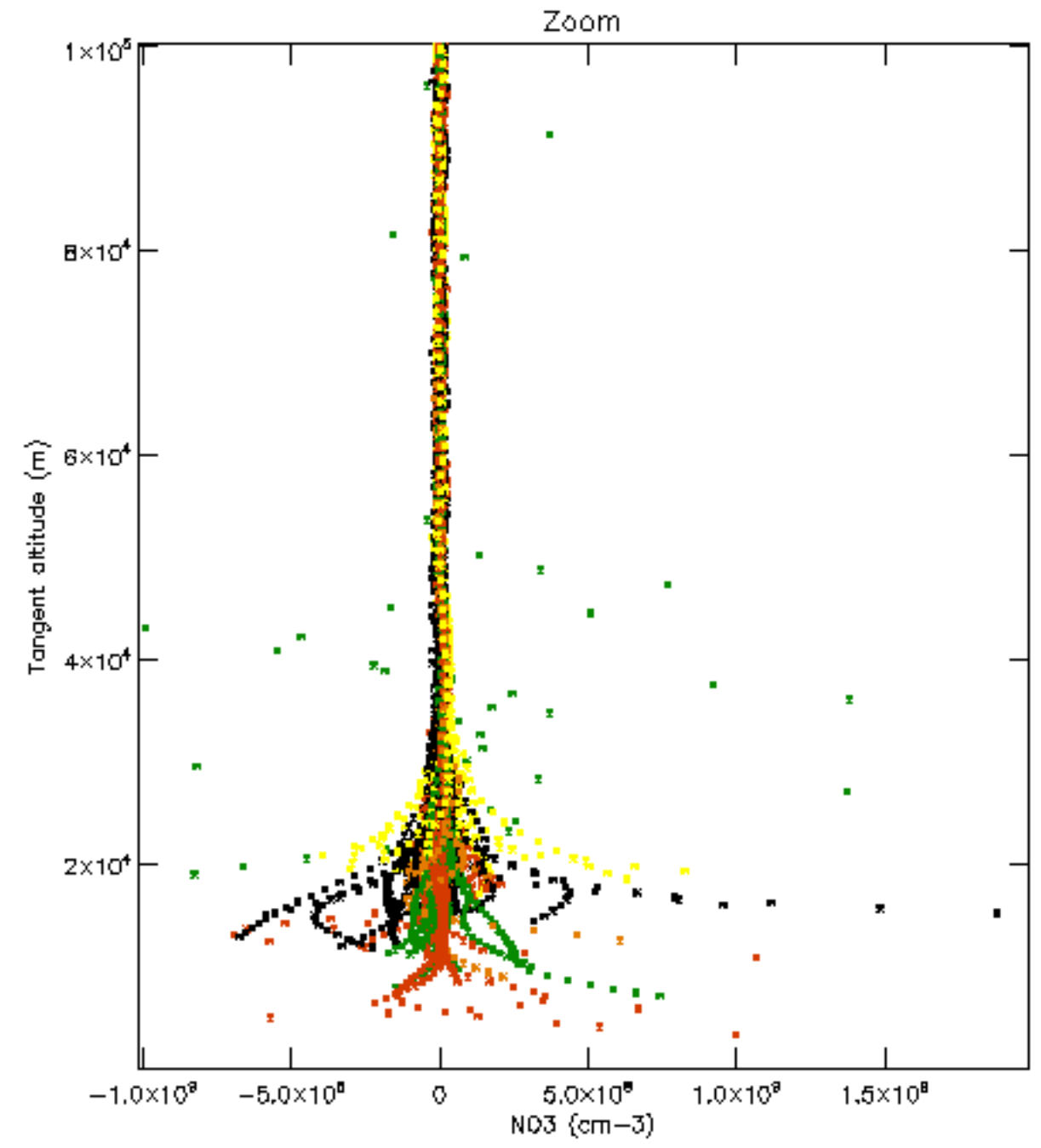
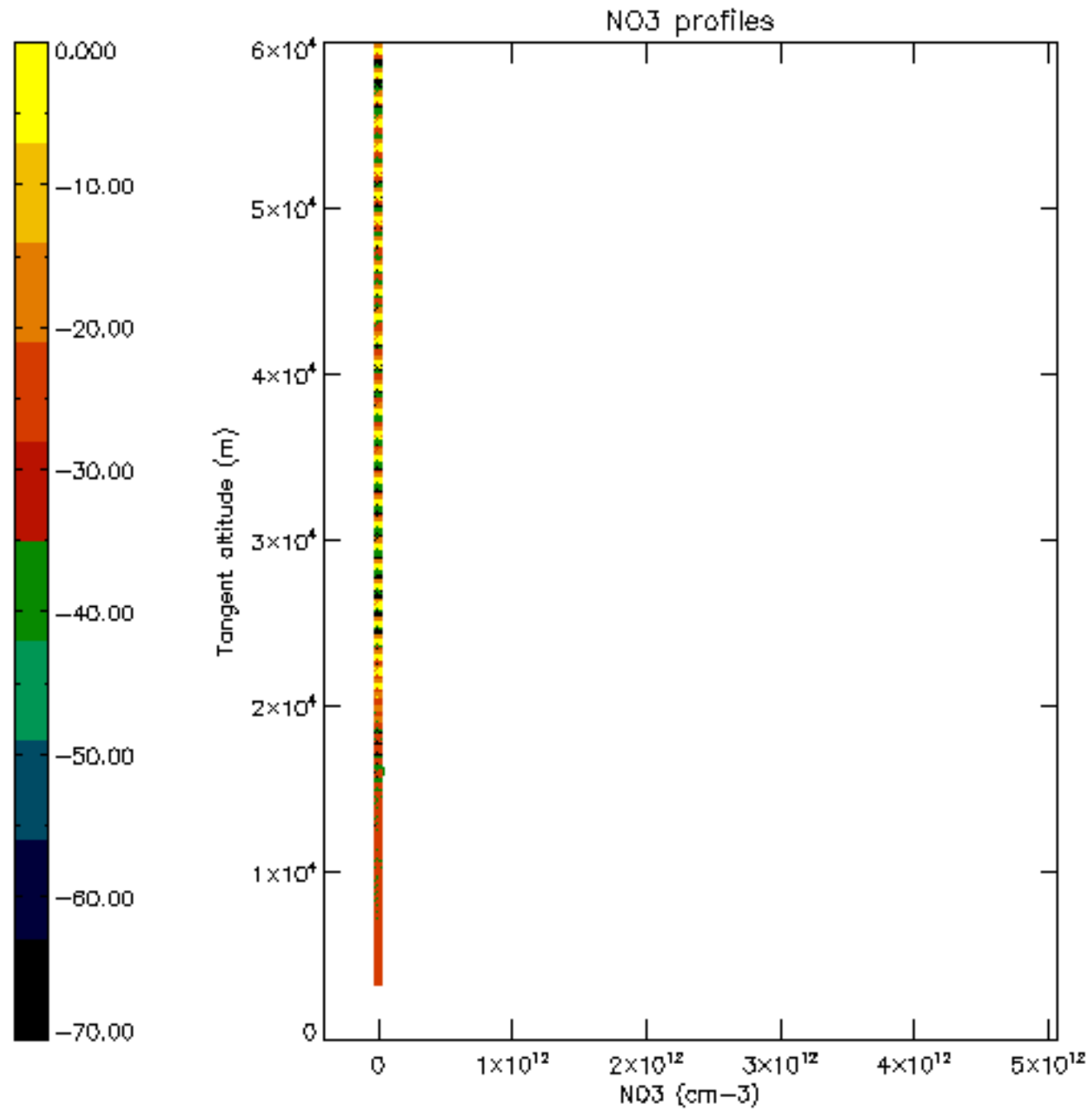


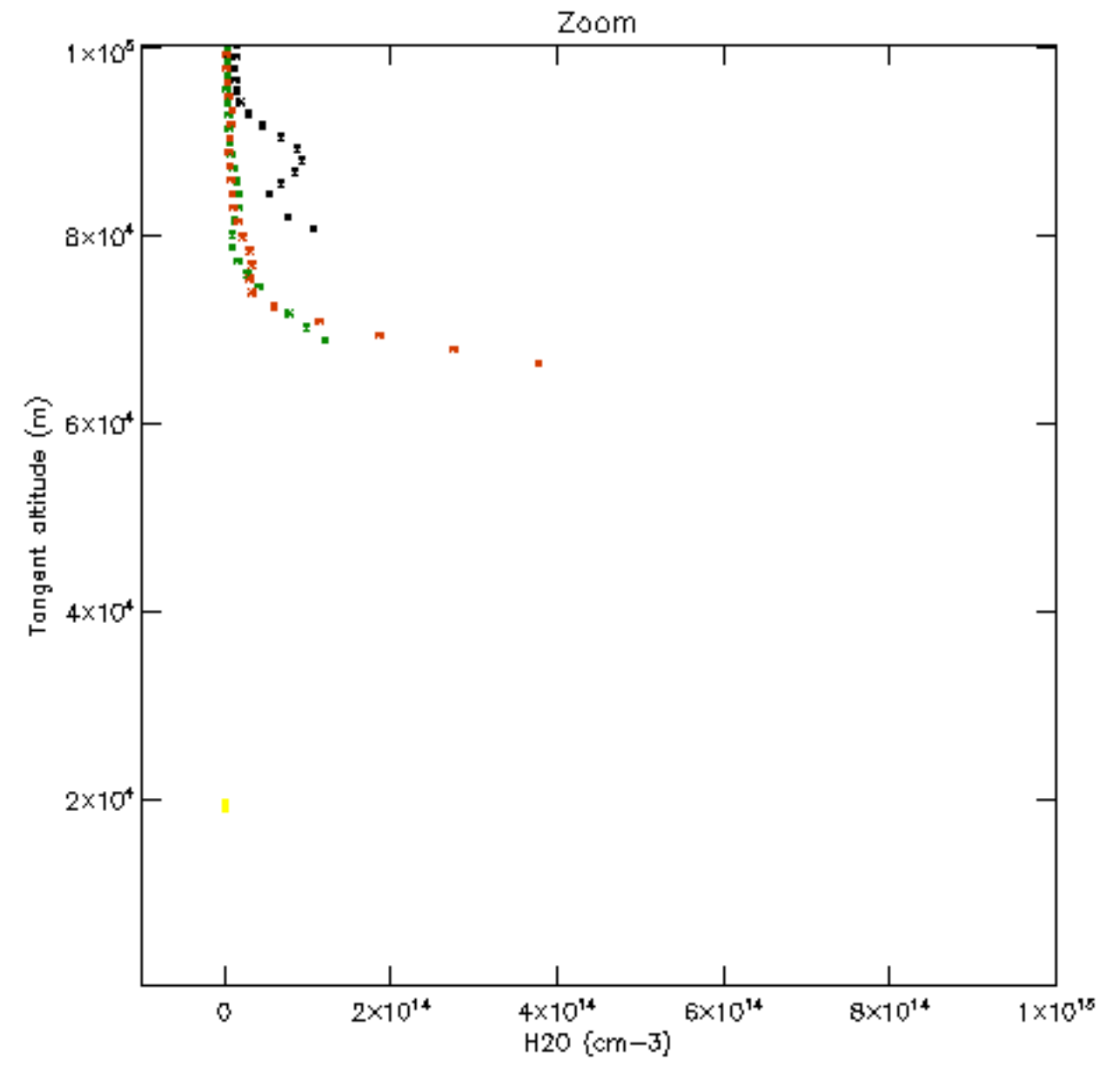
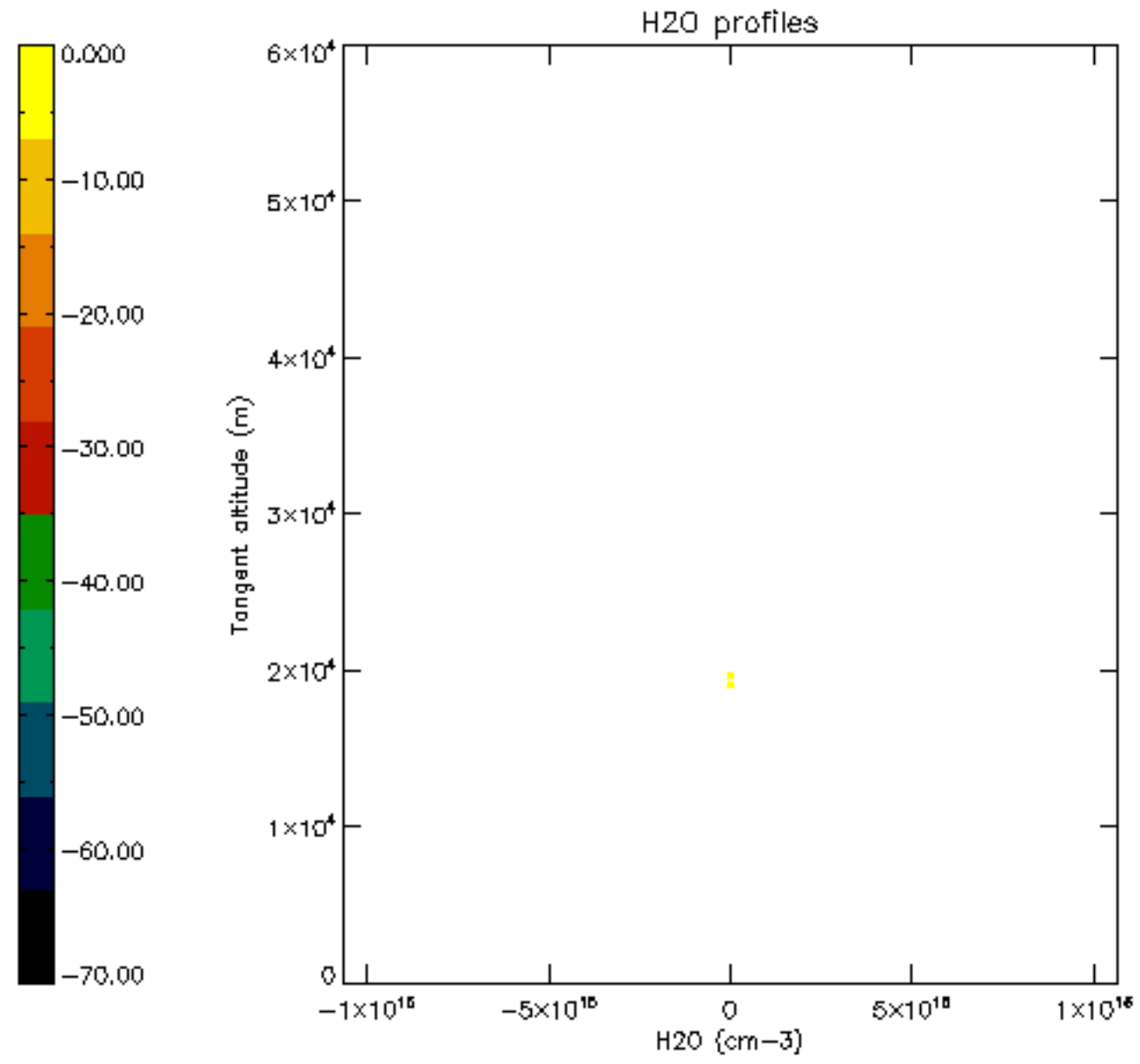


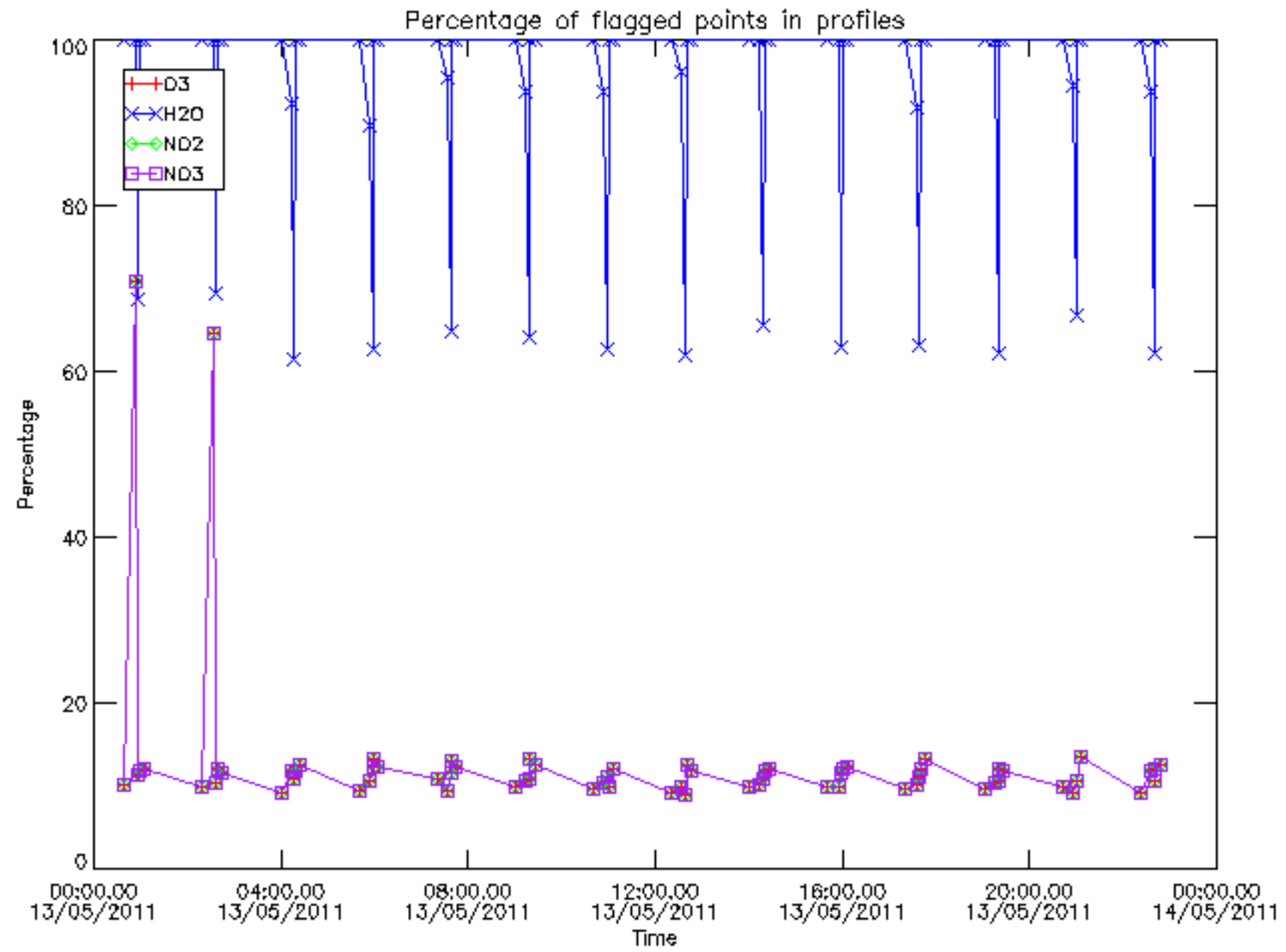




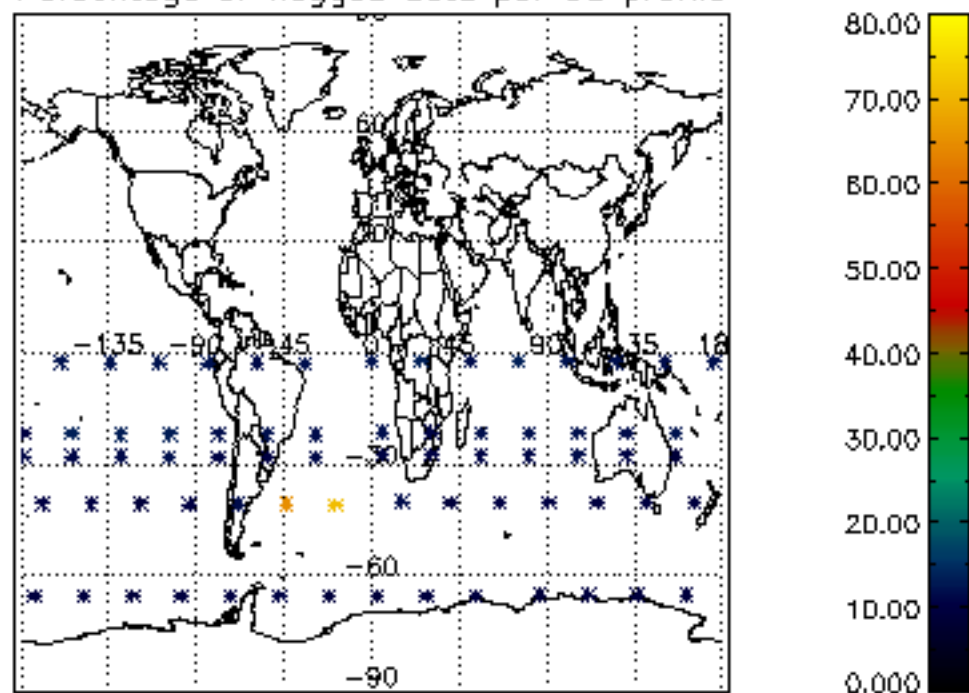




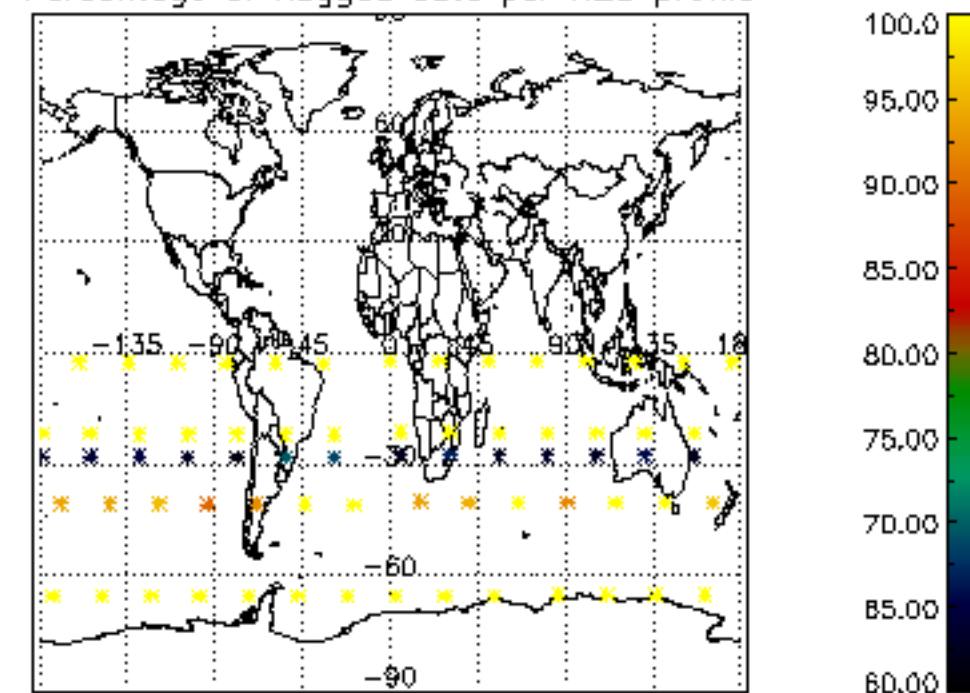




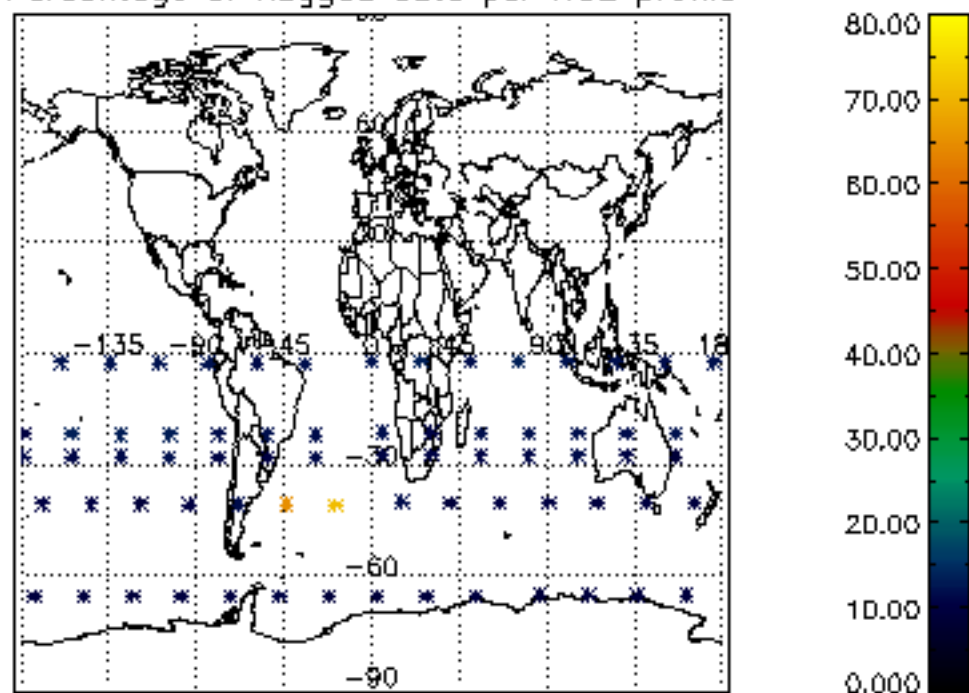
Percentage of flagged data per D3 profile



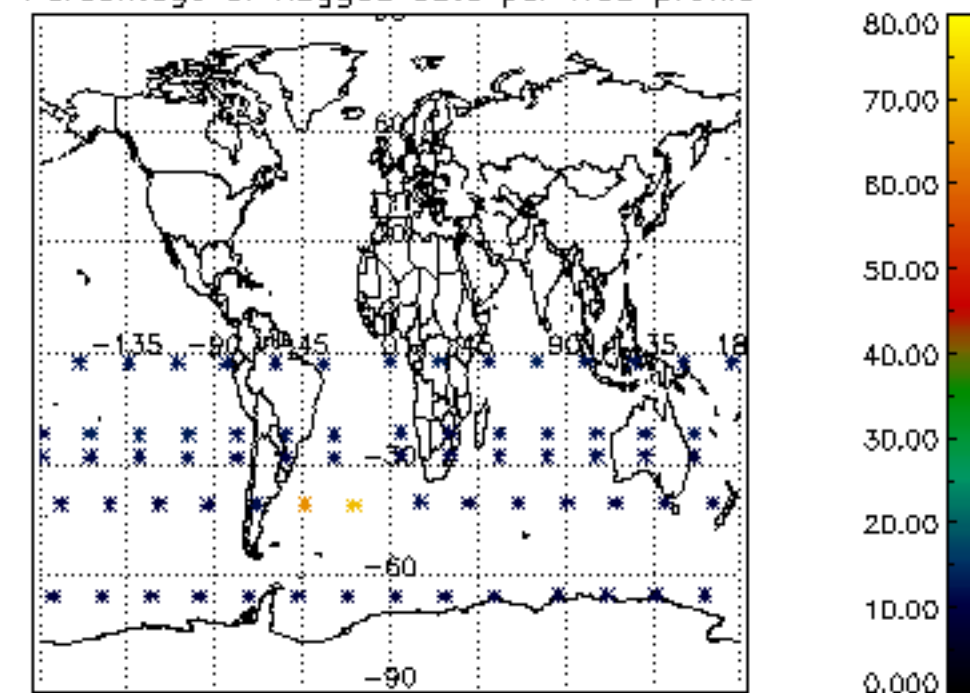
Percentage of flagged data per H2O profile

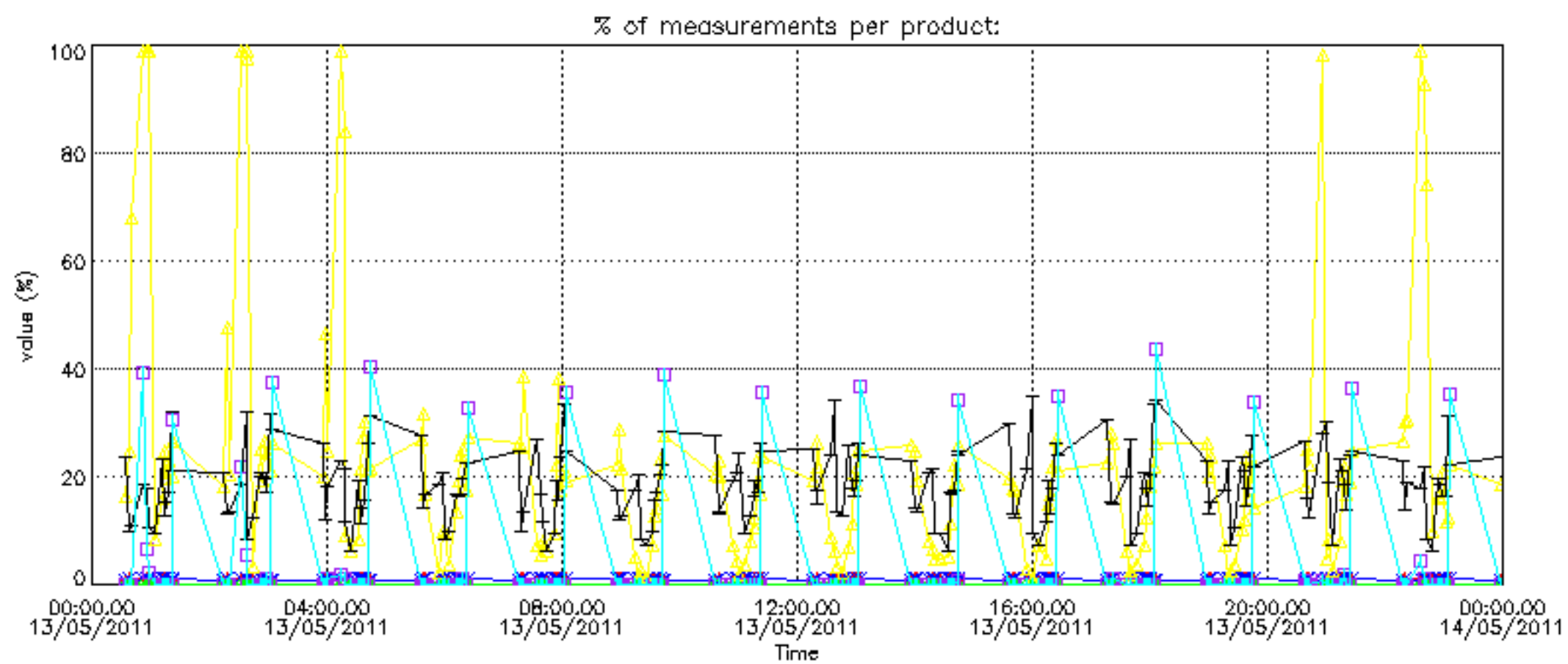
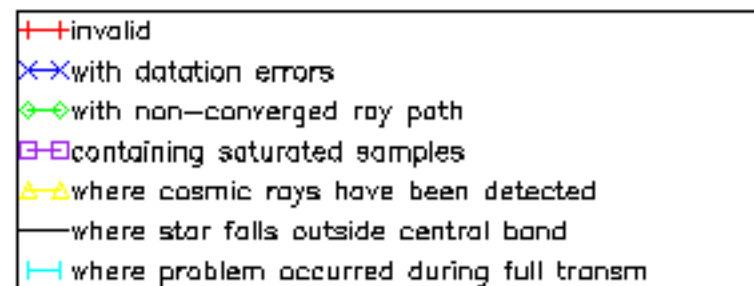


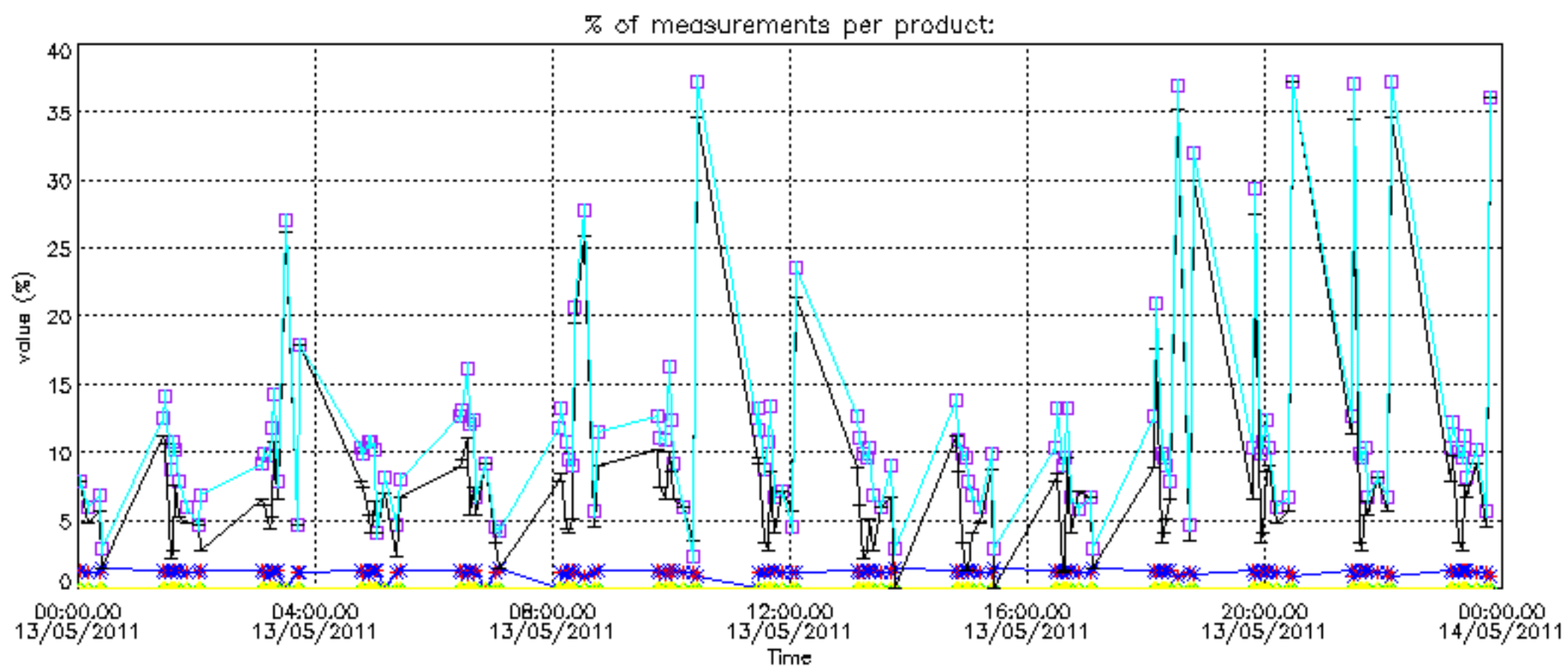
Percentage of flagged data per NO2 profile



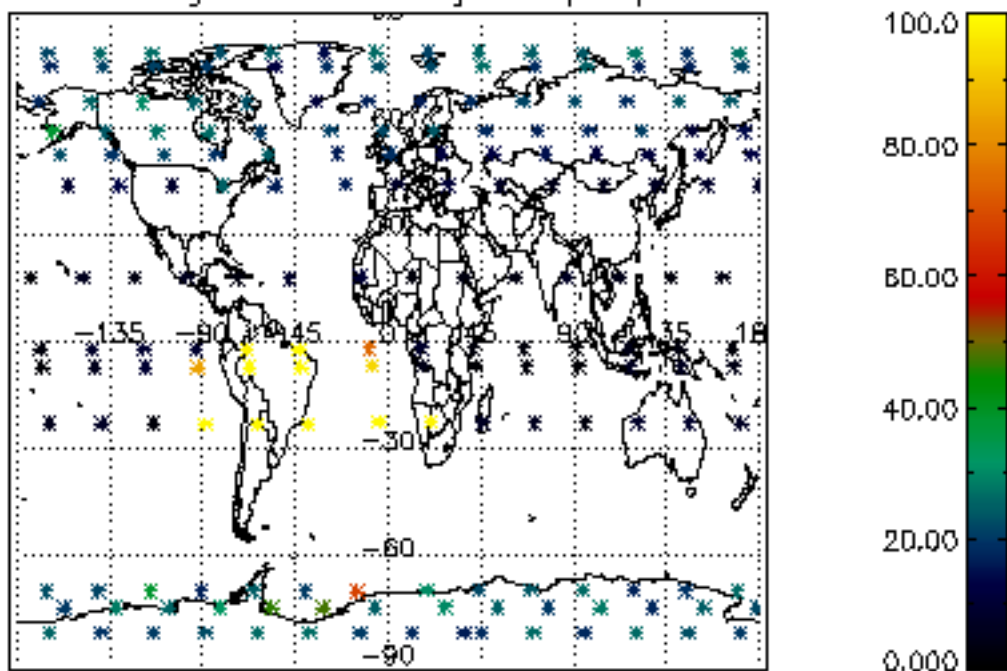
Percentage of flagged data per NO3 profile



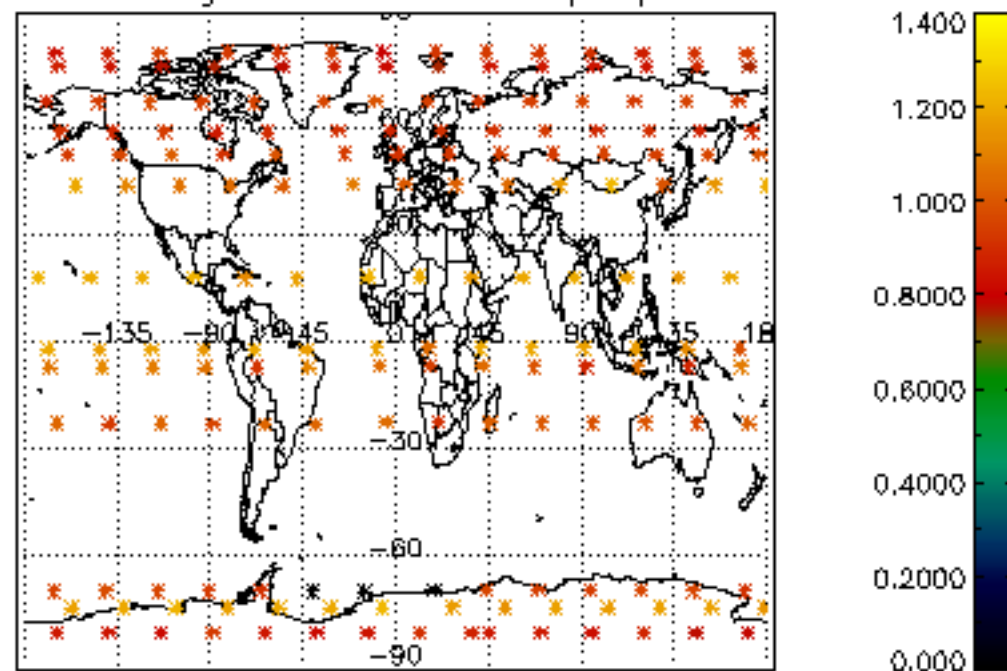




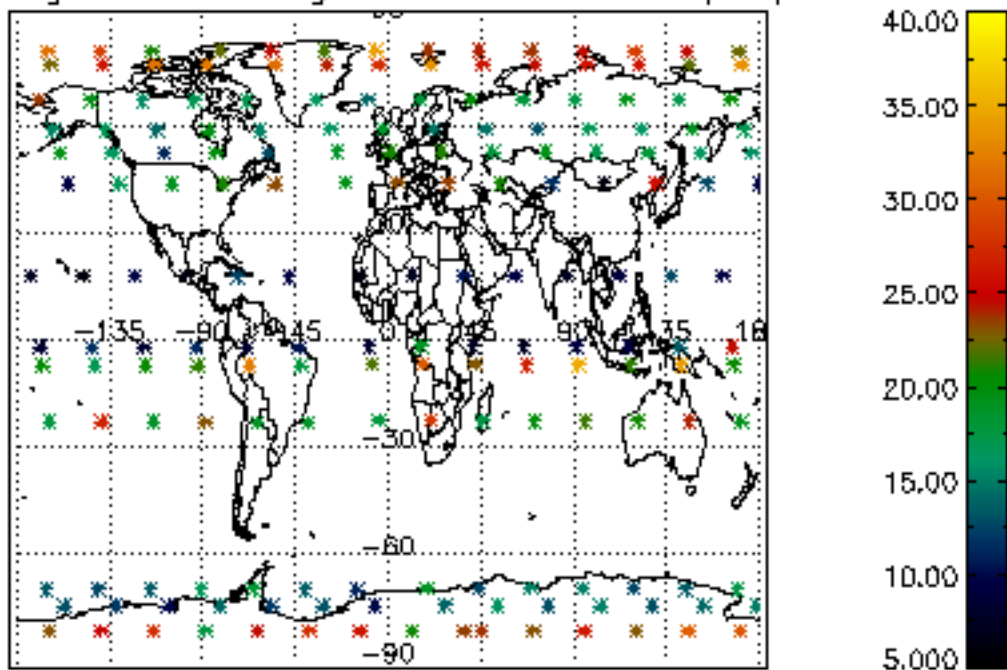
Percentage of cosmic ray hits per profile



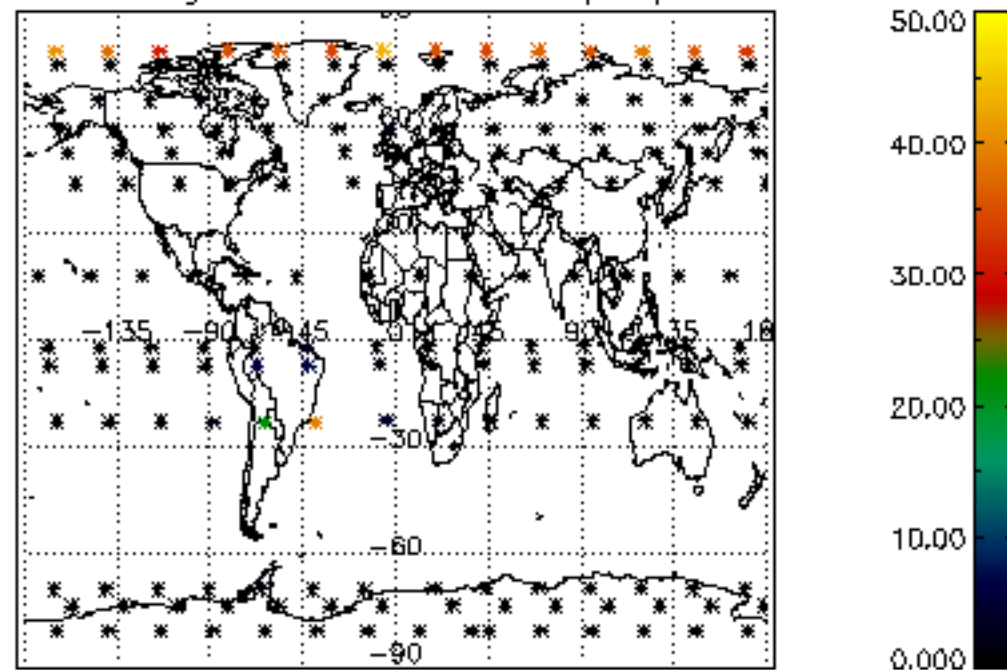
Percentage of datation errors per profile



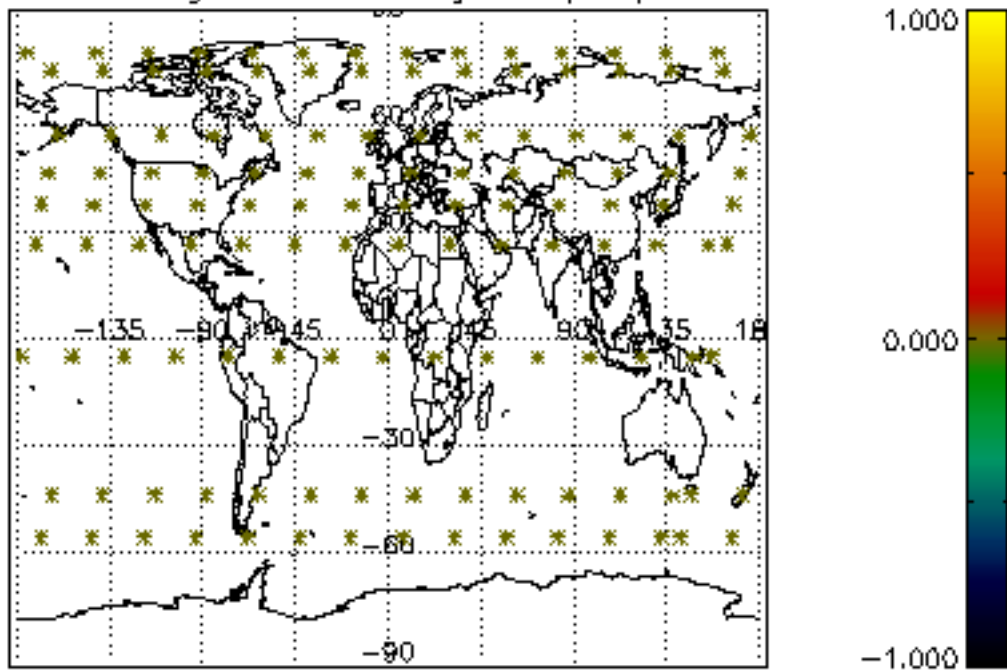
Percentage of star falling outside central band per profile



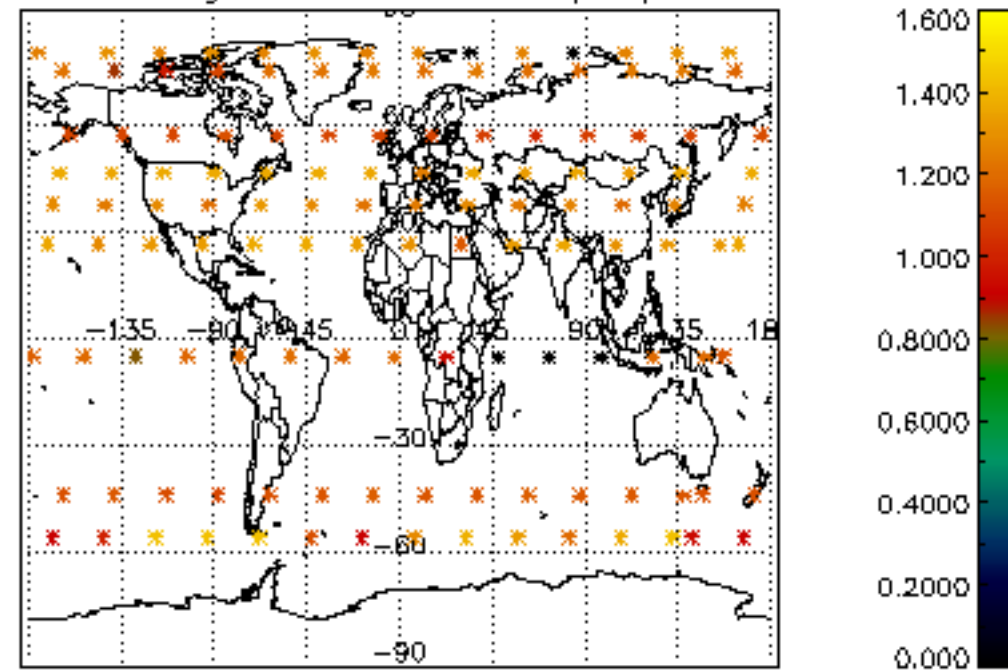
Percentage of saturation errors per profile



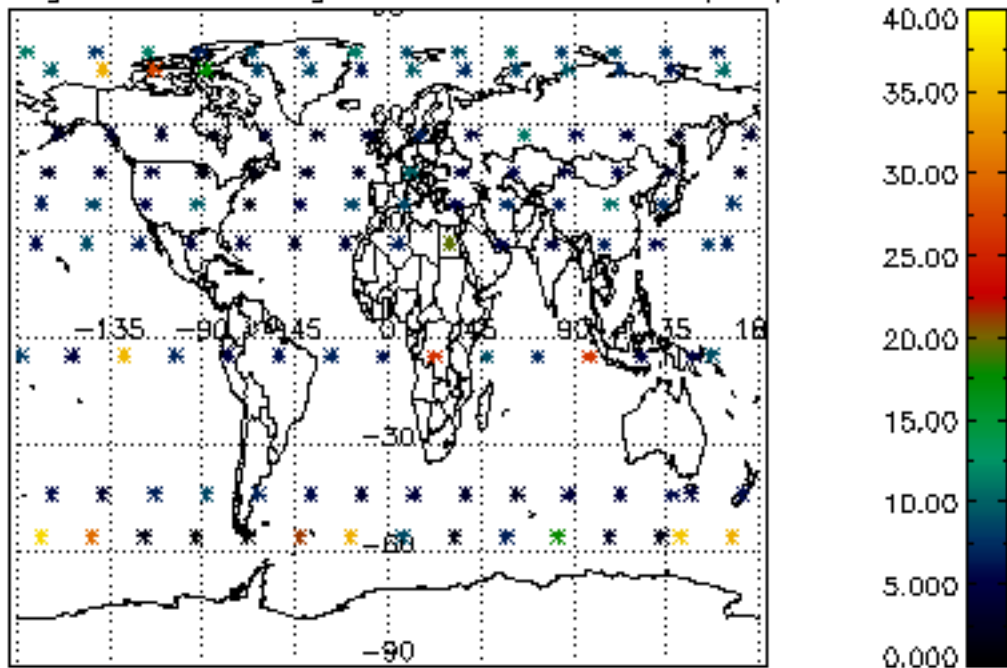
Percentage of cosmic ray hits per profile



Percentage of datation errors per profile



Percentage of star falling outside central band per profile



Percentage of saturation errors per profile

