

GOMOS Level 2 Daily Report

SUMMARY

[1. General Info](#)

[2. Summary of processed GOM_NL_2P products](#)

[3. Level 2 Quality information per product](#)

[3.1 Plot of level 2 quality information per product \(time dependant\)](#)

[3.2 Plot of level 2 quality information per product \(world map\)](#)

[4. Level 1 Quality information per product \(stored on level 2 products\)](#)

[4.1 Plot of level 1 quality information per product \(time dependant\)](#)

[4.1.1 Plot of level 1 quality information per product \(time dependant\): ASCENDING](#)

[4.1.2 Plot of level 1 quality information per product \(time dependant\): DESCENDING](#)

[4.2 Plot of level 1 quality information per product \(world map\)](#)

[4.2.1 Plot of level 1 quality information per product \(world map\): ASCENDING](#)

[4.2.2 Plot of level 1 quality information per product \(world map\): DESCENDING](#)

[5. Ozone profiles based on quality statistics and other trace gas profiles](#)

[5.1 Ozone statistics based on quality of products](#)

[5.2 Plot ozone profiles for all STD \(dark without errors\)](#)

[5.3 Plot ozone profiles where STD < 20% \(dark without errors\)](#)

[5.4. Plot ozone profiles where STD < 10% \(dark without errors\)](#)

[5.5. Plot ozone profiles where STD < 5% \(dark without errors\)](#)

[5.6 Plot NO2 profiles for all STD \(dark without errors\)](#)

[5.7 Plot NO3 profiles for all STD \(dark without errors\)](#)

[5.8 Plot H2O profiles \(only for occultations of stars 1,2,3,4,13,14,16,26,63 dark without errors\) for all STD](#)

[6. Auxiliary Data Files used for the production reported in section 2](#)

This report presents the daily analysis on parameters extracted from GOMOS level 2 data (GOM_NL__2P). It is intended to monitor some important parameters that will impact the quality of these products. A list of level 2 products (and content) that have arrived during the reporting day to the PCF is also given.

Item	Value
Time of report generation	24APR2013 13:30:51
Data source version	GOMOS/6.01
Start time of products	12-05-2011 (12MAY2011 00:00:00)
Stop time of products	13-05-2011 (13MAY2011 00:00:00)
Store outputs in DB	Yes
Nb of level 2 prods	319
Nb of prods with errors	0

2. Summary of processed GOM_NL__2P products.

Nr	Filename	UTC Start time	Limb	Duration	Star Id	Star Name	Star Mag	Star Temp	Nb Meas	Orbit	Prod. error
1	GOM_NL__2PRFIN20110512_000016_000000423102_00232_48091_6361.N1	12-MAY-2011 00:00:16	Dark	42.000	45	Alp Pav	1.9400	26000.	84	48091	No
2	GOM_NL__2PRFIN20110512_000735_000000463102_00232_48091_6362.N1	12-MAY-2011 00:07:35	Straylight	45.500	141	Bet Ara	2.8400	4600.0	91	48091	No
3	GOM_NL__2PRFIN20110512_001000_000000533102_00232_48091_6363.N1	12-MAY-2011 00:10:00	Straylight	52.500	40	The Sco	1.8590	7100.0	105	48091	No
4	GOM_NL__2PRFIN20110512_001151_000000563102_00232_48091_6364.N1	12-MAY-2011 00:11:51	Straylight	55.500	25	35Lam Sco	1.6200	28000.	111	48091	No
5	GOM_NL__2PRFIN20110512_001421_000000543102_00232_48091_6365.N1	12-MAY-2011 00:14:21	Straylight	54.000	75	26Eps Sco	2.2910	4250.0	108	48091	No
6	GOM_NL__2PRFIN20110512_001733_000000633102_00232_48091_6366.N1	12-MAY-2011 00:17:33	Twilight	63.000	16	21Alp Sco	1.0200	3000.0	126	48091	No
7	GOM_NL__2PRFIN20110512_001922_000000563102_00232_48091_6367.N1	12-MAY-2011 00:19:22	Bright	56.000	80	7Del Sco	2.3160	30000.	112	48091	No
8	GOM_NL__2PRFIN20110512_002208_000000393102_00232_48091_6368.N1	12-MAY-2011 00:22:08	Bright	39.000	122	9Alp2Lib	2.7470	9700.0	78	48091	No
9	GOM_NL__2PRFIN20110512_002404_000000413102_00232_48091_6369.N1	12-MAY-2011 00:24:04	Bright	40.500	104	27Bet Lib	2.6140	13100.	81	48091	No
10	GOM_NL__2PRFIN20110512_002938_000000473102_00232_48091_6370.N1	12-MAY-2011 00:29:38	Bright	47.000	102	24Alp Ser	2.6000	4250.0	94	48091	No
11	GOM_NL__2PRFIN20110512_003232_000000383102_00232_48091_6371.N1	12-MAY-2011 00:32:32	Bright	37.500	3	16Alp Boo	-0.050000	4250.0	75	48091	No
12	GOM_NL__2PRFIN20110512_003508_000000423102_00232_48091_6372.N1	12-MAY-2011 00:35:08	Bright	42.000	83		2.3780	11000.	84	48091	No
13	GOM_NL__2PRFIN20110512_003815_000000383102_00232_48091_6373.N1	12-MAY-2011 00:38:15	Bright	38.000	180	27Gam Boo	3.0400	8000.0	76	48091	No
14	GOM_NL__2PRFIN20110512_004708_000000623102_00232_48091_6374.N1	12-MAY-2011 00:47:08	Bright	62.000	119	14Eta Dra	2.7270	4700.0	124	48091	No
15	GOM_NL__2PRFIN20110512_005758_000000433102_00232_48091_6375.N1	12-MAY-2011 00:57:58	Bright	43.000	89	5Alp Cep	2.4510	8000.0	86	48091	No
16	GOM_NL__2PRFIN20110512_010114_000000383102_00232_48091_6376.N1	12-MAY-2011 01:01:14	Bright	37.500	74	11Bet Cas	2.2680	6600.0	75	48091	No
17	GOM_NL__2PRFIN20110512_011115_000000553102_00232_48091_6377.N1	12-MAY-2011 01:11:15	Twilight	55.000	93	53Bet Peg	2.5200	3100.0	110	48091	No
18	GOM_NL__2PRFIN20110512_011417_000000413102_00232_48091_6378.N1	12-MAY-2011 01:14:17	Twilight	41.000	140	88Gam Peg	2.8340	26000.	82	48091	No
19	GOM_NL__2PRFIN20110512_011543_000000493102_00232_48091_6379.N1	12-MAY-2011 01:15:43	Dark	48.500	90	54Alp Peg	2.4870	11000.	97	48091	No
20	GOM_NL__2PRFIN20110512_012906_000000483102_00232_48091_6380.N1	12-MAY-2011 01:29:06	Dark	48.000	18	24Alp PsA	1.1660	9700.0	96	48091	No
21	GOM_NL__2PRFIN20110512_013334_000000453102_00232_48091_6381.N1	12-MAY-2011 01:33:34	Dark	45.000	63	Bet Gru	2.1500	2800.0	90	48091	No
22	GOM_NL__2PRFIN20110512_014031_000000423102_00233_48092_6370.N1	12-MAY-2011 01:40:31	Dark	42.000	45	Alp Pav	1.9400	26000.	84	48092	No
23	GOM_NL__2PRFIN20110512_014749_000000423102_00233_48092_6371.N1	12-MAY-2011 01:47:49	Straylight	42.000	141	Bet Ara	2.8400	4600.0	84	48092	No
24	GOM_NL__2PRFIN20110512_015014_000000503102_00233_48092_6372.N1	12-MAY-2011 01:50:14	Straylight	49.500	40	The Sco	1.8590	7100.0	99	48092	No
25	GOM_NL__2PRFIN20110512_015205_000000553102_00233_48092_6373.N1	12-MAY-2011 01:52:05	Straylight	54.500	25	35Lam Sco	1.6200	28000.	109	48092	No
26	GOM_NL__2PRFIN20110512_015435_000000563102_00233_48092_6374.N1	12-MAY-2011 01:54:35	Straylight	55.500	75	26Eps Sco	2.2910	4250.0	111	48092	No
27	GOM_NL__2PRFIN20110512_015748_000000693102_00233_48092_6375.N1	12-MAY-2011 01:57:48	Twilight	69.000	16	21Alp Sco	1.0200	3000.0	138	48092	No
28	GOM_NL__2PRFIN20110512_015936_000000583102_00233_48092_6376.N1	12-MAY-2011 01:59:36	Bright	58.000	80	7Del Sco	2.3160	30000.	116	48092	No
29	GOM_NL__2PRFIN20110512_020222_000000403102_00233_48092_6377.N1	12-MAY-2011 02:02:22	Bright	40.000	122	9Alp2Lib	2.7470	9700.0	80	48092	No
30	GOM_NL__2PRFIN20110512_020417_000000423102_00233_48092_6378.N1	12-MAY-2011 02:04:17	Bright	41.500	104	27Bet Lib	2.6140	13100.	83	48092	No
31	GOM_NL__2PRFIN20110512_020952_000000483102_00233_48092_6379.N1	12-MAY-2011 02:09:52	Bright	47.500	102	24Alp Ser	2.6000	4250.0	95	48092	No
32	GOM_NL__2PRFIN20110512_021246_000000383102_00233_48092_6380.N1	12-MAY-2011 02:12:46	Bright	38.000	3	16Alp Boo	-0.050000	4250.0	76	48092	No
33	GOM_NL__2PRFIN20110512_021522_000000403102_00233_48092_6381.N1	12-MAY-2011 02:15:22	Bright	39.500	83		2.3780	11000.	79	48092	No
34	GOM_NL__2PRFIN20110512_021828_000000423102_00233_48092_6382.N1	12-MAY-2011 02:18:28	Bright	42.000	180	27Gam Boo	3.0400	8000.0	84	48092	No
35	GOM_NL__2PRFIN20110512_022721_000000423102_00233_48092_6383.N1	12-MAY-2011 02:27:21	Bright	42.000	119	14Eta Dra	2.7270	4700.0	84	48092	No
36	GOM_NL__2PRFIN20110512_023812_000000443102_00233_48092_6384.N1	12-MAY-2011 02:38:12	Bright	44.000	89	5Alp Cep	2.4510	8000.0	88	48092	No
37	GOM_NL__2PRFIN20110512_024128_000000373102_00233_48092_6385.N1	12-MAY-2011 02:41:28	Bright	37.000	74	11Bet Cas	2.2680	6600.0	74	48092	No
38	GOM_NL__2PRFIN20110512_025129_000000563102_00233_48092_6386.N1	12-MAY-2011 02:51:29	Twilight	55.500	93	53Bet Peg	2.5200	3100.0	111	48092	No
39	GOM_NL__2PRFIN20110512_025431_000000423102_00233_48092_6387.N1	12-MAY-2011 02:54:31	Twilight	41.500	140	88Gam Peg	2.8340	26000.	83	48092	No
40	GOM_NL__2PRFIN20110512_025558_000000533102_00233_48092_6388.N1	12-MAY-2011 02:55:58	Dark	52.500	90	54Alp Peg	2.4870	11000.	105	48092	No
41	GOM_NL__2PRFIN20110512_030921_000000483102_00233_48092_6389.N1	12-MAY-2011 03:09:21	Dark	48.000	18	24Alp PsA	1.1660	9700.0	96	48092	No
42	GOM_NL__2PRFIN20110512_031348_000000463102_00233_48092_6390.N1	12-MAY-2011 03:13:48	Dark	45.500	63	Bet Gru	2.1500	2800.0	91	48092	No

43	GOM_NL__2PRFIN20110512_031511_000000443102_00233_48092_6391.N1	12-MAY-2011 03:15:11	Dark	43.500	31	Alp Gru	1.7340	15200.	87	48092	No
44	GOM_NL__2PRFIN20110512_032045_000000423102_00234_48093_6378.N1	12-MAY-2011 03:20:45	Dark	41.500	45	Alp Pav	1.9400	26000.	83	48093	No
45	GOM_NL__2PRFIN20110512_032804_000000503102_00234_48093_6379.N1	12-MAY-2011 03:28:04	Straylight	50.000	141	Bet Ara	2.8400	4600.0	100	48093	No
46	GOM_NL__2PRFIN20110512_033029_000000563102_00234_48093_6380.N1	12-MAY-2011 03:30:29	Straylight	55.500	40	The Sco	1.8590	7100.0	111	48093	No
47	GOM_NL__2PRFIN20110512_033220_000000573102_00234_48093_6381.N1	12-MAY-2011 03:32:20	Straylight	57.000	25	35Lam Sco	1.6200	28000.	114	48093	No
48	GOM_NL__2PRFIN20110512_033450_000000553102_00234_48093_6382.N1	12-MAY-2011 03:34:50	Straylight	55.000	75	26Eps Sco	2.2910	4250.0	110	48093	No
49	GOM_NL__2PRFIN20110512_033802_000000663102_00234_48093_6383.N1	12-MAY-2011 03:38:02	Tw_i_and_stray	66.000	16	21Alp Sco	1.0200	3000.0	132	48093	No
50	GOM_NL__2PRFIN20110512_033951_000000563102_00234_48093_6384.N1	12-MAY-2011 03:39:51	Bright	56.000	80	7Del Sco	2.3160	30000.	112	48093	No
51	GOM_NL__2PRFIN20110512_034236_000000403102_00234_48093_6385.N1	12-MAY-2011 03:42:36	Bright	39.500	122	9Alp2Lib	2.7470	9700.0	79	48093	No
52	GOM_NL__2PRFIN20110512_034431_000000423102_00234_48093_6386.N1	12-MAY-2011 03:44:31	Bright	42.000	104	27Bet Lib	2.6140	13100.	84	48093	No
53	GOM_NL__2PRFIN20110512_035005_000000473102_00234_48093_6387.N1	12-MAY-2011 03:50:05	Bright	47.000	102	24Alp Ser	2.6000	4250.0	94	48093	No
54	GOM_NL__2PRFIN20110512_035300_000000383102_00234_48093_6388.N1	12-MAY-2011 03:53:00	Bright	37.500	3	16Alp Boo	-0.050000	4250.0	75	48093	No
55	GOM_NL__2PRFIN20110512_035536_000000433102_00234_48093_6389.N1	12-MAY-2011 03:55:36	Bright	42.500	83		2.3780	11000.	85	48093	No
56	GOM_NL__2PRFIN20110512_035842_000000393102_00234_48093_6390.N1	12-MAY-2011 03:58:42	Bright	38.500	180	27Gam Boo	3.0400	8000.0	77	48093	No
57	GOM_NL__2PRFIN20110512_040735_000000413102_00234_48093_6391.N1	12-MAY-2011 04:07:35	Bright	41.000	119	14Eta Dra	2.7270	4700.0	82	48093	No
58	GOM_NL__2PRFIN20110512_041826_000000453102_00234_48093_6392.N1	12-MAY-2011 04:18:26	Bright	44.500	89	5Alp Cep	2.4510	8000.0	89	48093	No
59	GOM_NL__2PRFIN20110512_042141_000000553102_00234_48093_6393.N1	12-MAY-2011 04:21:41	Bright	55.000	74	11Bet Cas	2.2680	6600.0	110	48093	No
60	GOM_NL__2PRFIN20110512_043143_000000553102_00234_48093_6394.N1	12-MAY-2011 04:31:43	Tw_i_and_stray	55.000	93	53Bet Peg	2.5200	3100.0	110	48093	No
61	GOM_NL__2PRFIN20110512_043446_000000423102_00234_48093_6395.N1	12-MAY-2011 04:34:46	Twilight	42.000	140	88Gam Peg	2.8340	26000.	84	48093	No
62	GOM_NL__2PRFIN20110512_043612_000000533102_00234_48093_6396.N1	12-MAY-2011 04:36:12	Dark	52.500	90	54Alp Peg	2.4870	11000.	105	48093	No
63	GOM_NL__2PRFIN20110512_044936_000000473102_00234_48093_6397.N1	12-MAY-2011 04:49:36	Dark	47.000	18	24Alp PsA	1.1660	9700.0	94	48093	No
64	GOM_NL__2PRFIN20110512_045403_000000563102_00234_48093_6398.N1	12-MAY-2011 04:54:03	Dark	56.000	63	Bet Gru	2.1500	2800.0	112	48093	No
65	GOM_NL__2PRFIN20110512_045526_000000443102_00234_48093_6399.N1	12-MAY-2011 04:55:26	Dark	44.000	31	Alp Gru	1.7340	15200.	88	48093	No
66	GOM_NL__2PRFIN20110512_050100_000000433102_00235_48094_6411.N1	12-MAY-2011 05:01:00	Dark	42.500	45	Alp Pav	1.9400	26000.	85	48094	No
67	GOM_NL__2PRFIN20110512_050818_000000473102_00235_48094_6412.N1	12-MAY-2011 05:08:18	Straylight	46.500	141	Bet Ara	2.8400	4600.0	93	48094	No
68	GOM_NL__2PRFIN20110512_051044_000000543102_00235_48094_6413.N1	12-MAY-2011 05:10:44	Straylight	53.500	40	The Sco	1.8590	7100.0	107	48094	No
69	GOM_NL__2PRFIN20110512_051235_000000553102_00235_48094_6414.N1	12-MAY-2011 05:12:35	Straylight	55.000	25	35Lam Sco	1.6200	28000.	110	48094	No
70	GOM_NL__2PRFIN20110512_051504_000000543102_00235_48094_6415.N1	12-MAY-2011 05:15:04	Straylight	53.500	75	26Eps Sco	2.2910	4250.0	107	48094	No
71	GOM_NL__2PRFIN20110512_051816_000000623102_00235_48094_6416.N1	12-MAY-2011 05:18:16	Tw_i_and_stray	62.000	16	21Alp Sco	1.0200	3000.0	124	48094	No
72	GOM_NL__2PRFIN20110512_052005_000000563102_00235_48094_6417.N1	12-MAY-2011 05:20:05	Bright	55.500	80	7Del Sco	2.3160	30000.	111	48094	No
73	GOM_NL__2PRFIN20110512_052251_000000403102_00235_48094_6418.N1	12-MAY-2011 05:22:51	Bright	39.500	122	9Alp2Lib	2.7470	9700.0	79	48094	No
74	GOM_NL__2PRFIN20110512_052446_000000403102_00235_48094_6419.N1	12-MAY-2011 05:24:46	Bright	39.500	104	27Bet Lib	2.6140	13100.	79	48094	No
75	GOM_NL__2PRFIN20110512_053019_000000473102_00235_48094_6420.N1	12-MAY-2011 05:30:19	Bright	47.000	102	24Alp Ser	2.6000	4250.0	94	48094	No
76	GOM_NL__2PRFIN20110512_053315_000000373102_00235_48094_6421.N1	12-MAY-2011 05:33:15	Bright	37.000	3	16Alp Boo	-0.050000	4250.0	74	48094	No
77	GOM_NL__2PRFIN20110512_053549_000000403102_00235_48094_6422.N1	12-MAY-2011 05:35:49	Bright	40.000	83		2.3780	11000.	80	48094	No
78	GOM_NL__2PRFIN20110512_053856_000000373102_00235_48094_6423.N1	12-MAY-2011 05:38:56	Bright	36.500	180	27Gam Boo	3.0400	8000.0	73	48094	No
79	GOM_NL__2PRFIN20110512_054748_000000423102_00235_48094_6424.N1	12-MAY-2011 05:47:48	Bright	41.500	119	14Eta Dra	2.7270	4700.0	83	48094	No
80	GOM_NL__2PRFIN20110512_055839_000000443102_00235_48094_6425.N1	12-MAY-2011 05:58:39	Bright	44.000	89	5Alp Cep	2.4510	8000.0	88	48094	No
81	GOM_NL__2PRFIN20110512_060156_000000553102_00235_48094_6426.N1	12-MAY-2011 06:01:56	Bright	55.000	74	11Bet Cas	2.2680	6600.0	110	48094	No
82	GOM_NL__2PRFIN20110512_061158_000000623102_00235_48094_6427.N1	12-MAY-2011 06:11:58	Tw_i_and_stray	62.000	93	53Bet Peg	2.5200	3100.0	124	48094	No
83	GOM_NL__2PRFIN20110512_061500_000000423102_00235_48094_6428.N1	12-MAY-2011 06:15:00	Twilight	41.500	140	88Gam Peg	2.8340	26000.	83	48094	No
84	GOM_NL__2PRFIN20110512_061627_000000523102_00235_48094_6429.N1	12-MAY-2011 06:16:27	Dark	52.000	90	54Alp Peg	2.4870	11000.	104	48094	No
85	GOM_NL__2PRFIN20110512_062951_000000583102_00235_48094_6430.N1	12-MAY-2011 06:29:51	Dark	57.500	18	24Alp PsA	1.1660	9700.0	115	48094	No
86	GOM_NL__2PRFIN20110512_063418_000000573102_00235_48094_6431.N1	12-MAY-2011 06:34:18	Dark	57.000	63	Bet Gru	2.1500	2800.0	114	48094	No
87	GOM_NL__2PRFIN20110512_063541_000000443102_00235_48094_6432.N1	12-MAY-2011 06:35:41	Dark	43.500	31	Alp Gru	1.7340	15200.	87	48094	No
88	GOM_NL__2PRFIN20110512_064115_000000433102_00236_48095_6423.N1	12-MAY-2011 06:41:15	Dark	42.500	45	Alp Pav	1.9400	26000.	85	48095	No
89	GOM_NL__2PRFIN20110512_064833_000000443102_00236_48095_6424.N1	12-MAY-2011 06:48:33	Straylight	43.500	141	Bet Ara	2.8400	4600.0	87	48095	No
90	GOM_NL__2PRFIN20110512_065059_000000533102_00236_48095_6425.N1	12-MAY-2011 06:50:59	Straylight	52.500	40	The Sco	1.8590	7100.0	105	48095	No
91	GOM_NL__2PRFIN20110512_065250_000000553102_00236_48095_6426.N1	12-MAY-2011 06:52:50	Straylight	55.000	25	35Lam Sco	1.6200	28000.	110	48095	No
92	GOM_NL__2PRFIN20110512_065519_000000583102_00236_48095_6427.N1	12-MAY-2011 06:55:19	Straylight	57.500	75	26Eps Sco	2.2910	4250.0	115	48095	No
93	GOM_NL__2PRFIN20110512_065831_000000583102_00236_48095_6428.N1	12-MAY-2011 06:58:31	Tw_i_and_stray	58.000	16	21Alp Sco	1.0200	3000.0	116	48095	No
94	GOM_NL__2PRFIN20110512_070019_000000643102_00236_48095_6429.N1	12-MAY-2011 07:00:19	Bright	64.000	80	7Del Sco	2.3160	30000.	128	48095	No
95	GOM_NL__2PRFIN20110512_070305_000000393102_00236_48095_6430.N1	12-MAY-2011 07:03:05	Bright	39.000	122	9Alp2Lib	2.7470	9700.0	78	48095	No
96	GOM_NL__2PRFIN20110512_070500_000000413102_00236_48095_6431.N1	12-MAY-2011 07:05:00	Bright	40.500	104	27Bet Lib	2.6140	13100.	81	48095	No
97	GOM_NL__2PRFIN20110512_071033_000000473102_00236_48095_6432.N1	12-MAY-2011 07:10:33	Bright	47.000	102	24Alp Ser	2.6000	4250.0	94	48095	No
98	GOM_NL__2PRFIN20110512_071328_000000383102_00236_48095_6433.N1	12-MAY-2011 07:13:28	Bright	37.500	3	16Alp Boo	-0.050000	4250.0	75	48095	No
99	GOM_NL__2PRFIN20110512_071603_000000413102_00236_48095_6434.N1	12-MAY-2011 07:16:03	Bright	40.500	83		2.3780	11000.	81	48095	No
100	GOM_NL__2PRFIN20110512_071910_000000433102_00236_48095_6435.N1	12-MAY-2011 07:19:10	Bright	43.000	180	27Gam Boo	3.0400	8000.0	86	48095	No
101	GOM_NL__2PRFIN20110512_072802_000000443102_00236_48095_6436.N1	12-MAY-2011 07:28:02	Bright	43.500	119	14Eta Dra	2.7270	4700.0	87	48095	No

102	GOM_NL__2PRFIN20110512_073853_000000433102_00236_48095_6437.N1	12-MAY-2011 07:38:53	Bright	42.500	89	5Alp Cep	2.4510	8000.0	85	48095	No
103	GOM_NL__2PRFIN20110512_074209_000000373102_00236_48095_6438.N1	12-MAY-2011 07:42:09	Bright	37.000	74	11Bet Cas	2.2680	6600.0	74	48095	No
104	GOM_NL__2PRFIN20110512_075212_000000573102_00236_48095_6439.N1	12-MAY-2011 07:52:12	Twilight	56.500	93	53Bet Peg	2.5200	3100.0	113	48095	No
105	GOM_NL__2PRFIN20110512_075514_000000433102_00236_48095_6440.N1	12-MAY-2011 07:55:14	Twilight	43.000	140	88Gam Peg	2.8340	26000.	86	48095	No
106	GOM_NL__2PRFIN20110512_075641_000000513102_00236_48095_6441.N1	12-MAY-2011 07:56:41	Dark	51.000	90	54Alp Peg	2.4870	11000.	102	48095	No
107	GOM_NL__2PRFIN20110512_081006_000000483102_00236_48095_6442.N1	12-MAY-2011 08:10:06	Dark	48.000	18	24Alp PsA	1.1660	9700.0	96	48095	No
108	GOM_NL__2PRFIN20110512_081432_000000473102_00236_48095_6443.N1	12-MAY-2011 08:14:32	Dark	47.000	63	Bet Gru	2.1500	2800.0	94	48095	No
109	GOM_NL__2PRFIN20110512_081555_000000453102_00236_48095_6444.N1	12-MAY-2011 08:15:55	Dark	44.500	31	Alp Gru	1.7340	15200.	89	48095	No
110	GOM_NL__2PRFIN20110512_082130_000000433102_00237_48096_6457.N1	12-MAY-2011 08:21:30	Dark	43.000	45	Alp Pav	1.9400	26000.	86	48096	No
111	GOM_NL__2PRFIN20110512_082847_000000433102_00237_48096_6458.N1	12-MAY-2011 08:28:47	Straylight	43.000	141	Bet Ara	2.8400	4600.0	86	48096	No
112	GOM_NL__2PRFIN20110512_083113_000000533102_00237_48096_6459.N1	12-MAY-2011 08:31:13	Straylight	53.000	40	The Sco	1.8590	7100.0	106	48096	No
113	GOM_NL__2PRFIN20110512_083304_000000543102_00237_48096_6460.N1	12-MAY-2011 08:33:04	Straylight	54.000	25	35Lam Sco	1.6200	28000.	108	48096	No
114	GOM_NL__2PRFIN20110512_083533_000000553102_00237_48096_6461.N1	12-MAY-2011 08:35:33	Straylight	55.000	75	26Eps Sco	2.2910	4250.0	110	48096	No
115	GOM_NL__2PRFIN20110512_083845_000000633102_00237_48096_6462.N1	12-MAY-2011 08:38:45	Twilight	63.000	16	21Alp Sco	1.0200	3000.0	126	48096	No
116	GOM_NL__2PRFIN20110512_084034_000000583102_00237_48096_6463.N1	12-MAY-2011 08:40:34	Bright	57.500	80	7Del Sco	2.3160	30000.	115	48096	No
117	GOM_NL__2PRFIN20110512_084319_000000403102_00237_48096_6464.N1	12-MAY-2011 08:43:19	Bright	39.500	122	9Alp2Lib	2.7470	9700.0	79	48096	No
118	GOM_NL__2PRFIN20110512_084514_000000423102_00237_48096_6465.N1	12-MAY-2011 08:45:14	Bright	41.500	104	27Bet Lib	2.6140	13100.	83	48096	No
119	GOM_NL__2PRFIN20110512_085047_000000473102_00237_48096_6466.N1	12-MAY-2011 08:50:47	Bright	46.500	102	24Alp Ser	2.6000	4250.0	93	48096	No
120	GOM_NL__2PRFIN20110512_085342_000000383102_00237_48096_6467.N1	12-MAY-2011 08:53:42	Bright	38.000	3	16Alp Boo	-0.050000	4250.0	76	48096	No
121	GOM_NL__2PRFIN20110512_085617_000000423102_00237_48096_6468.N1	12-MAY-2011 08:56:17	Bright	42.000	83		2.3780	11000.	84	48096	No
122	GOM_NL__2PRFIN20110512_085924_000000383102_00237_48096_6469.N1	12-MAY-2011 08:59:24	Bright	37.500	180	27Gam Boo	3.0400	8000.0	75	48096	No
123	GOM_NL__2PRFIN20110512_090815_000000433102_00237_48096_6470.N1	12-MAY-2011 09:08:15	Bright	42.500	119	14Eta Dra	2.7270	4700.0	85	48096	No
124	GOM_NL__2PRFIN20110512_091906_000000513102_00237_48096_6471.N1	12-MAY-2011 09:19:06	Bright	50.500	89	5Alp Cep	2.4510	8000.0	101	48096	No
125	GOM_NL__2PRFIN20110512_092224_000000373102_00237_48096_6472.N1	12-MAY-2011 09:22:24	Bright	37.000	74	11Bet Cas	2.2680	6600.0	74	48096	No
126	GOM_NL__2PRFIN20110512_093226_000000673102_00237_48096_6473.N1	12-MAY-2011 09:32:26	Twilight	67.000	93	53Bet Peg	2.5200	3100.0	134	48096	No
127	GOM_NL__2PRFIN20110512_093529_000000403102_00237_48096_6474.N1	12-MAY-2011 09:35:29	Twilight	40.000	140	88Gam Peg	2.8340	26000.	80	48096	No
128	GOM_NL__2PRFIN20110512_093656_000000513102_00237_48096_6475.N1	12-MAY-2011 09:36:56	Dark	51.000	90	54Alp Peg	2.4870	11000.	102	48096	No
129	GOM_NL__2PRFIN20110512_095020_000000533102_00237_48096_6476.N1	12-MAY-2011 09:50:20	Dark	53.000	18	24Alp PsA	1.1660	9700.0	106	48096	No
130	GOM_NL__2PRFIN20110512_095447_000000573102_00237_48096_6477.N1	12-MAY-2011 09:54:47	Dark	57.000	63	Bet Gru	2.1500	2800.0	114	48096	No
131	GOM_NL__2PRFIN20110512_095610_000000423102_00237_48096_6478.N1	12-MAY-2011 09:56:10	Dark	42.000	31	Alp Gru	1.7340	15200.	84	48096	No
132	GOM_NL__2PRFIN20110512_100144_000000433102_00238_48097_6484.N1	12-MAY-2011 10:01:44	Dark	43.000	45	Alp Pav	1.9400	26000.	86	48097	No
133	GOM_NL__2PRFIN20110512_100902_000000463102_00238_48097_6485.N1	12-MAY-2011 10:09:02	Straylight	46.000	141	Bet Ara	2.8400	4600.0	92	48097	No
134	GOM_NL__2PRFIN20110512_101128_000000533102_00238_48097_6486.N1	12-MAY-2011 10:11:28	Straylight	52.500	40	The Sco	1.8590	7100.0	105	48097	No
135	GOM_NL__2PRFIN20110512_101319_000000543102_00238_48097_6487.N1	12-MAY-2011 10:13:19	Straylight	54.000	25	35Lam Sco	1.6200	28000.	108	48097	No
136	GOM_NL__2PRFIN20110512_101547_000000523102_00238_48097_6488.N1	12-MAY-2011 10:15:47	Straylight	51.500	75	26Eps Sco	2.2910	4250.0	103	48097	No
137	GOM_NL__2PRFIN20110512_101900_000000563102_00238_48097_6489.N1	12-MAY-2011 10:19:00	Twilight	56.000	16	21Alp Sco	1.0200	3000.0	112	48097	No
138	GOM_NL__2PRFIN20110512_102048_000000573102_00238_48097_6490.N1	12-MAY-2011 10:20:48	Bright	56.500	80	7Del Sco	2.3160	30000.	113	48097	No
139	GOM_NL__2PRFIN20110512_102333_000000393102_00238_48097_6491.N1	12-MAY-2011 10:23:33	Bright	39.000	122	9Alp2Lib	2.7470	9700.0	78	48097	No
140	GOM_NL__2PRFIN20110512_102528_000000423102_00238_48097_6492.N1	12-MAY-2011 10:25:28	Bright	42.000	104	27Bet Lib	2.6140	13100.	84	48097	No
141	GOM_NL__2PRFIN20110512_103100_000000473102_00238_48097_6493.N1	12-MAY-2011 10:31:00	Bright	46.500	102	24Alp Ser	2.6000	4250.0	93	48097	No
142	GOM_NL__2PRFIN20110512_103356_000000373102_00238_48097_6494.N1	12-MAY-2011 10:33:56	Bright	37.000	3	16Alp Boo	-0.050000	4250.0	74	48097	No
143	GOM_NL__2PRFIN20110512_103631_000000403102_00238_48097_6495.N1	12-MAY-2011 10:36:31	Bright	39.500	83		2.3780	11000.	79	48097	No
144	GOM_NL__2PRFIN20110512_103937_000000373102_00238_48097_6496.N1	12-MAY-2011 10:39:37	Bright	36.500	180	27Gam Boo	3.0400	8000.0	73	48097	No
145	GOM_NL__2PRFIN20110512_104829_000000623102_00238_48097_6497.N1	12-MAY-2011 10:48:29	Bright	62.000	119	14Eta Dra	2.7270	4700.0	124	48097	No
146	GOM_NL__2PRFIN20110512_105920_000000453102_00238_48097_6498.N1	12-MAY-2011 10:59:20	Bright	44.500	89	5Alp Cep	2.4510	8000.0	89	48097	No
147	GOM_NL__2PRFIN20110512_110237_000000493102_00238_48097_6499.N1	12-MAY-2011 11:02:37	Bright	48.500	74	11Bet Cas	2.2680	6600.0	97	48097	No
148	GOM_NL__2PRFIN20110512_111240_000000623102_00238_48097_6500.N1	12-MAY-2011 11:12:40	Twilight	61.500	93	53Bet Peg	2.5200	3100.0	123	48097	No
149	GOM_NL__2PRFIN20110512_111543_000000423102_00238_48097_6501.N1	12-MAY-2011 11:15:43	Twilight	41.500	140	88Gam Peg	2.8340	26000.	83	48097	No
150	GOM_NL__2PRFIN20110512_111710_000000533102_00238_48097_6502.N1	12-MAY-2011 11:17:10	Dark	53.000	90	54Alp Peg	2.4870	11000.	106	48097	No
151	GOM_NL__2PRFIN20110512_113035_000000503102_00238_48097_6503.N1	12-MAY-2011 11:30:35	Dark	50.000	18	24Alp PsA	1.1660	9700.0	100	48097	No
152	GOM_NL__2PRFIN20110512_113502_000000473102_00238_48097_6504.N1	12-MAY-2011 11:35:02	Dark	46.500	63	Bet Gru	2.1500	2800.0	93	48097	No
153	GOM_NL__2PRFIN20110512_113625_000000463102_00238_48097_6505.N1	12-MAY-2011 11:36:25	Dark	46.000	31	Alp Gru	1.7340	15200.	92	48097	No
154	GOM_NL__2PRFIN20110512_114159_000000413102_00239_48098_6506.N1	12-MAY-2011 11:41:59	Dark	41.000	45	Alp Pav	1.9400	26000.	82	48098	No
155	GOM_NL__2PRFIN20110512_114916_000000453102_00239_48098_6507.N1	12-MAY-2011 11:49:16	Straylight	44.500	141	Bet Ara	2.8400	4600.0	89	48098	No
156	GOM_NL__2PRFIN20110512_115143_000000533102_00239_48098_6508.N1	12-MAY-2011 11:51:43	Straylight	53.000	40	The Sco	1.8590	7100.0	106	48098	No
157	GOM_NL__2PRFIN20110512_115334_000000573102_00239_48098_6509.N1	12-MAY-2011 11:53:34	Straylight	56.500	25	35Lam Sco	1.6200	28000.	113	48098	No
158	GOM_NL__2PRFIN20110512_115602_000000583102_00239_48098_6510.N1	12-MAY-2011 11:56:02	Straylight	58.000	75	26Eps Sco	2.2910	4250.0	116	48098	No
159	GOM_NL__2PRFIN20110512_115914_000000613102_00239_48098_6511.N1	12-MAY-2011 11:59:14	Twilight	60.500	16	21Alp Sco	1.0200	3000.0	121	48098	No
160	GOM_NL__2PRFIN20110512_120102_000000523102_00239_48098_6512.N1	12-MAY-2011 12:01:02	Bright	51.500	80	7Del Sco	2.3160	30000.	103	48098	No

161	GOM_NL__2PRFIN20110512_120347_000000393102_00239_48098_6513.N1	12-MAY-2011 12:03:47	Bright	38.500	122	9Alp2Lib	2.7470	9700.0	77	48098	No
162	GOM_NL__2PRFIN20110512_120542_000000423102_00239_48098_6514.N1	12-MAY-2011 12:05:42	Bright	41.500	104	27Bet Lib	2.6140	13100.	83	48098	No
163	GOM_NL__2PRFIN20110512_121114_000000463102_00239_48098_6515.N1	12-MAY-2011 12:11:14	Bright	46.000	102	24Alp Ser	2.6000	4250.0	92	48098	No
164	GOM_NL__2PRFIN20110512_121410_000000373102_00239_48098_6516.N1	12-MAY-2011 12:14:10	Bright	36.500	3	16Alp Boo	-0.050000	4250.0	73	48098	No
165	GOM_NL__2PRFIN20110512_121645_000000403102_00239_48098_6517.N1	12-MAY-2011 12:16:45	Bright	40.000	83		2.3780	11000.	80	48098	No
166	GOM_NL__2PRFIN20110512_121951_000000373102_00239_48098_6518.N1	12-MAY-2011 12:19:51	Bright	37.000	180	27Gam Boo	3.0400	8000.0	74	48098	No
167	GOM_NL__2PRFIN20110512_122842_000000423102_00239_48098_6519.N1	12-MAY-2011 12:28:42	Bright	42.000	119	14Eta Dra	2.7270	4700.0	84	48098	No
168	GOM_NL__2PRFIN20110512_123934_000000423102_00239_48098_6520.N1	12-MAY-2011 12:39:34	Bright	42.000	89	5Alp Cep	2.4510	8000.0	84	48098	No
169	GOM_NL__2PRFIN20110512_124251_000000373102_00239_48098_6521.N1	12-MAY-2011 12:42:51	Bright	36.500	74	11Bet Cas	2.2680	6600.0	73	48098	No
170	GOM_NL__2PRFIN20110512_125254_000000593102_00239_48098_6522.N1	12-MAY-2011 12:52:54	Twi_and_stray	59.000	93	53Bet Peg	2.5200	3100.0	118	48098	No
171	GOM_NL__2PRFIN20110512_125557_000000423102_00239_48098_6523.N1	12-MAY-2011 12:55:57	Twilight	42.000	140	88Gam Peg	2.8340	26000.	84	48098	No
172	GOM_NL__2PRFIN20110512_125724_000000523102_00239_48098_6524.N1	12-MAY-2011 12:57:24	Dark	52.000	90	54Alp Peg	2.4870	11000.	104	48098	No
173	GOM_NL__2PRFIN20110512_131050_000000513102_00239_48098_6525.N1	12-MAY-2011 13:10:50	Dark	50.500	18	24Alp PsA	1.1660	9700.0	101	48098	No
174	GOM_NL__2PRFIN20110512_131516_000000573102_00239_48098_6526.N1	12-MAY-2011 13:15:16	Dark	56.500	63	Bet Gru	2.1500	2800.0	113	48098	No
175	GOM_NL__2PRFIN20110512_131640_000000503102_00239_48098_6527.N1	12-MAY-2011 13:16:40	Dark	50.000	31	Alp Gru	1.7340	15200.	100	48098	No
176	GOM_NL__2PRFIN20110512_132214_000000443102_00240_48099_6528.N1	12-MAY-2011 13:22:14	Dark	44.000	45	Alp Pav	1.9400	26000.	88	48099	No
177	GOM_NL__2PRFIN20110512_132931_000000413102_00240_48099_6529.N1	12-MAY-2011 13:29:31	Straylight	40.500	141	Bet Ara	2.8400	4600.0	81	48099	No
178	GOM_NL__2PRFIN20110512_133157_000000513102_00240_48099_6530.N1	12-MAY-2011 13:31:57	Straylight	51.000	40	The Sco	1.8590	7100.0	102	48099	No
179	GOM_NL__2PRFIN20110512_133348_000000533102_00240_48099_6531.N1	12-MAY-2011 13:33:48	Straylight	53.000	25	35Lam Sco	1.6200	28000.	106	48099	No
180	GOM_NL__2PRFIN20110512_133617_000000533102_00240_48099_6532.N1	12-MAY-2011 13:36:17	Straylight	53.000	75	26Eps Sco	2.2910	4250.0	106	48099	No
181	GOM_NL__2PRFIN20110512_133928_000000653102_00240_48099_6533.N1	12-MAY-2011 13:39:28	Twi_and_stray	64.500	16	21Alp Sco	1.0200	3000.0	129	48099	No
182	GOM_NL__2PRFIN20110512_134116_000000643102_00240_48099_6534.N1	12-MAY-2011 13:41:16	Bright	63.500	80	7Del Sco	2.3160	30000.	127	48099	No
183	GOM_NL__2PRFIN20110512_134401_000000393102_00240_48099_6535.N1	12-MAY-2011 13:44:01	Bright	38.500	122	9Alp2Lib	2.7470	9700.0	77	48099	No
184	GOM_NL__2PRFIN20110512_134556_000000423102_00240_48099_6536.N1	12-MAY-2011 13:45:56	Bright	42.000	104	27Bet Lib	2.6140	13100.	84	48099	No
185	GOM_NL__2PRFIN20110512_135128_000000463102_00240_48099_6537.N1	12-MAY-2011 13:51:28	Bright	46.000	102	24Alp Ser	2.6000	4250.0	92	48099	No
186	GOM_NL__2PRFIN20110512_135424_000000373102_00240_48099_6538.N1	12-MAY-2011 13:54:24	Bright	37.000	3	16Alp Boo	-0.050000	4250.0	74	48099	No
187	GOM_NL__2PRFIN20110512_135658_000000393102_00240_48099_6539.N1	12-MAY-2011 13:56:58	Bright	39.000	83		2.3780	11000.	78	48099	No
188	GOM_NL__2PRFIN20110512_140005_000000393102_00240_48099_6540.N1	12-MAY-2011 14:00:05	Bright	38.500	180	27Gam Boo	3.0400	8000.0	77	48099	No
189	GOM_NL__2PRFIN20110512_140856_000000433102_00240_48099_6541.N1	12-MAY-2011 14:08:56	Bright	43.000	119	14Eta Dra	2.7270	4700.0	86	48099	No
190	GOM_NL__2PRFIN20110512_141947_000000653102_00240_48099_6542.N1	12-MAY-2011 14:19:47	Bright	65.000	89	5Alp Cep	2.4510	8000.0	130	48099	No
191	GOM_NL__2PRFIN20110512_142305_000000553102_00240_48099_6543.N1	12-MAY-2011 14:23:05	Bright	55.000	74	11Bet Cas	2.2680	6600.0	110	48099	No
192	GOM_NL__2PRFIN20110512_143309_000000673102_00240_48099_6544.N1	12-MAY-2011 14:33:09	Twi_and_stray	67.000	93	53Bet Peg	2.5200	3100.0	134	48099	No
193	GOM_NL__2PRFIN20110512_143611_000000413102_00240_48099_6545.N1	12-MAY-2011 14:36:11	Twilight	40.500	140	88Gam Peg	2.8340	26000.	81	48099	No
194	GOM_NL__2PRFIN20110512_143739_000000503102_00240_48099_6546.N1	12-MAY-2011 14:37:39	Dark	49.500	90	54Alp Peg	2.4870	11000.	99	48099	No
195	GOM_NL__2PRFIN20110512_145104_000000493102_00240_48099_6547.N1	12-MAY-2011 14:51:04	Dark	49.000	18	24Alp PsA	1.1660	9700.0	98	48099	No
196	GOM_NL__2PRFIN20110512_145530_000000473102_00240_48099_6548.N1	12-MAY-2011 14:55:30	Dark	46.500	63	Bet Gru	2.1500	2800.0	93	48099	No
197	GOM_NL__2PRFIN20110512_145654_000000423102_00240_48099_6549.N1	12-MAY-2011 14:56:54	Dark	41.500	31	Alp Gru	1.7340	15200.	83	48099	No
198	GOM_NL__2PRFIN20110512_150228_000000423102_00241_48100_6566.N1	12-MAY-2011 15:02:28	Dark	41.500	45	Alp Pav	1.9400	26000.	83	48100	No
199	GOM_NL__2PRFIN20110512_150946_000000413102_00241_48100_6567.N1	12-MAY-2011 15:09:46	Straylight	41.000	141	Bet Ara	2.8400	4600.0	82	48100	No
200	GOM_NL__2PRFIN20110512_151212_000000483102_00241_48100_6568.N1	12-MAY-2011 15:12:12	Straylight	47.500	40	The Sco	1.8590	7100.0	95	48100	No
201	GOM_NL__2PRFIN20110512_151403_000000523102_00241_48100_6569.N1	12-MAY-2011 15:14:03	Straylight	51.500	25	35Lam Sco	1.6200	28000.	103	48100	No
202	GOM_NL__2PRFIN20110512_151631_000000573102_00241_48100_6570.N1	12-MAY-2011 15:16:31	Straylight	57.000	75	26Eps Sco	2.2910	4250.0	114	48100	No
203	GOM_NL__2PRFIN20110512_151942_000000633102_00241_48100_6571.N1	12-MAY-2011 15:19:42	Twi_and_stray	63.000	16	21Alp Sco	1.0200	3000.0	126	48100	No
204	GOM_NL__2PRFIN20110512_152130_000000643102_00241_48100_6572.N1	12-MAY-2011 15:21:30	Bright	64.000	80	7Del Sco	2.3160	30000.	128	48100	No
205	GOM_NL__2PRFIN20110512_152415_000000403102_00241_48100_6573.N1	12-MAY-2011 15:24:15	Bright	40.000	122	9Alp2Lib	2.7470	9700.0	80	48100	No
206	GOM_NL__2PRFIN20110512_152610_000000413102_00241_48100_6574.N1	12-MAY-2011 15:26:10	Bright	41.000	104	27Bet Lib	2.6140	13100.	82	48100	No
207	GOM_NL__2PRFIN20110512_153141_000000463102_00241_48100_6575.N1	12-MAY-2011 15:31:41	Bright	46.000	102	24Alp Ser	2.6000	4250.0	92	48100	No
208	GOM_NL__2PRFIN20110512_153438_000000373102_00241_48100_6576.N1	12-MAY-2011 15:34:38	Bright	36.500	3	16Alp Boo	-0.050000	4250.0	73	48100	No
209	GOM_NL__2PRFIN20110512_153712_000000533102_00241_48100_6577.N1	12-MAY-2011 15:37:12	Bright	53.000	83		2.3780	11000.	106	48100	No
210	GOM_NL__2PRFIN20110512_154019_000000373102_00241_48100_6578.N1	12-MAY-2011 15:40:19	Bright	37.000	180	27Gam Boo	3.0400	8000.0	74	48100	No
211	GOM_NL__2PRFIN20110512_154909_000000443102_00241_48100_6579.N1	12-MAY-2011 15:49:09	Bright	43.500	119	14Eta Dra	2.7270	4700.0	87	48100	No
212	GOM_NL__2PRFIN20110512_160001_000000443102_00241_48100_6580.N1	12-MAY-2011 16:00:01	Bright	44.000	89	5Alp Cep	2.4510	8000.0	88	48100	No
213	GOM_NL__2PRFIN20110512_160319_000000363102_00241_48100_6581.N1	12-MAY-2011 16:03:19	Bright	35.500	74	11Bet Cas	2.2680	6600.0	71	48100	No
214	GOM_NL__2PRFIN20110512_161323_000000583102_00241_48100_6582.N1	12-MAY-2011 16:13:23	Twi_and_stray	57.500	93	53Bet Peg	2.5200	3100.0	115	48100	No
215	GOM_NL__2PRFIN20110512_161626_000000433102_00241_48100_6583.N1	12-MAY-2011 16:16:26	Twilight	42.500	140	88Gam Peg	2.8340	26000.	85	48100	No
216	GOM_NL__2PRFIN20110512_161753_000000533102_00241_48100_6584.N1	12-MAY-2011 16:17:53	Dark	52.500	90	54Alp Peg	2.4870	11000.	105	48100	No
217	GOM_NL__2PRFIN20110512_163119_000000433102_00241_48100_6585.N1	12-MAY-2011 16:31:19	Dark	42.500	18	24Alp PsA	1.1660	9700.0	85	48100	No
218	GOM_NL__2PRFIN20110512_163545_000000573102_00241_48100_6586.N1	12-MAY-2011 16:35:45	Dark	56.500	63	Bet Gru	2.1500	2800.0	113	48100	No
219	GOM_NL__2PRFIN20110512_163709_000000433102_00241_48100_6587.N1	12-MAY-2011 16:37:09	Dark	42.500	31	Alp Gru	1.7340	15200.	85	48100	No

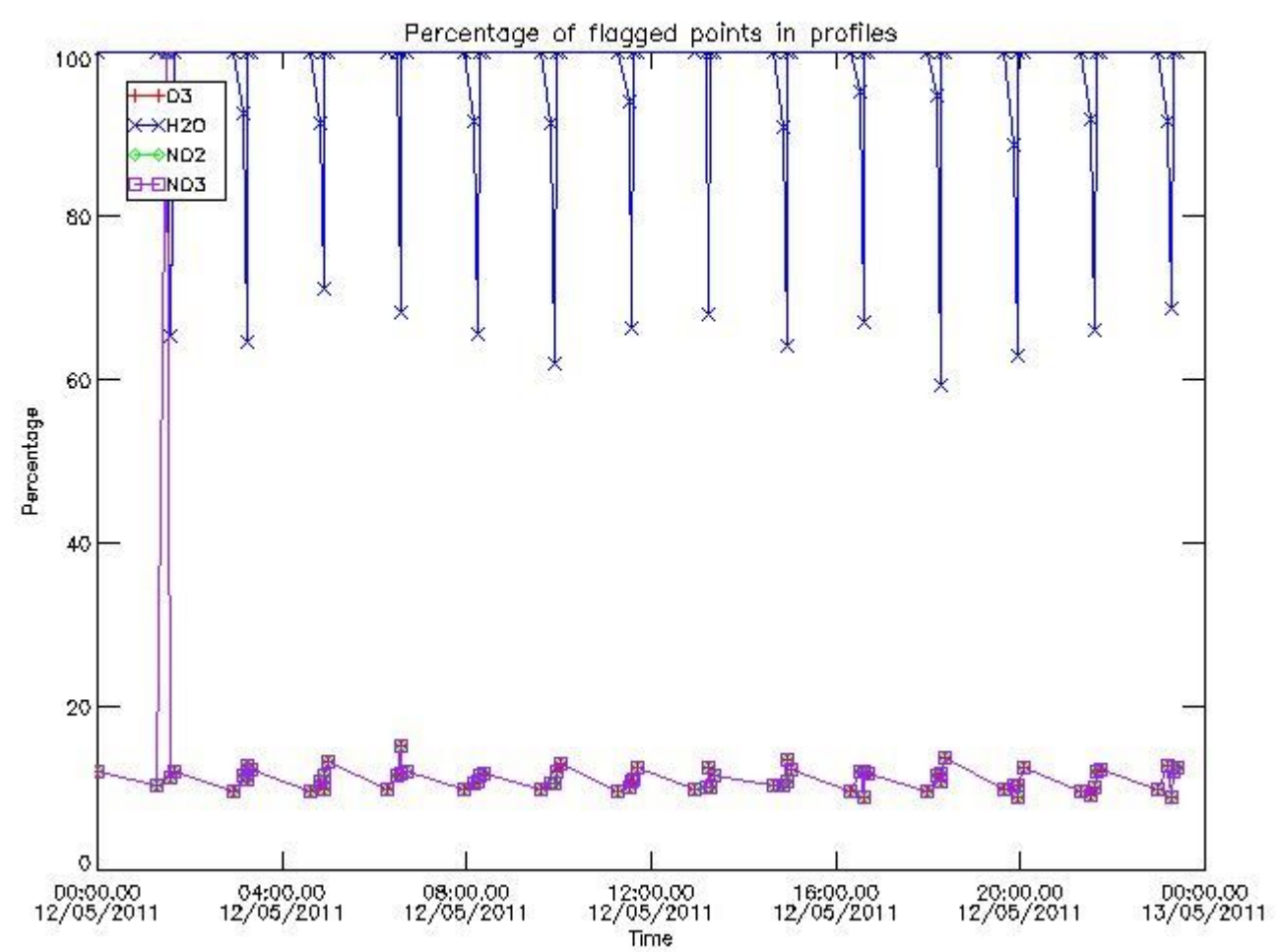
220	GOM_NL__2PRFIN20110512_164243_000000433102_00242_48101_6614.N1	12-MAY-2011 16:42:43	Dark	43.000	45	Alp Pav	1.9400	26000.	86	48101	No
221	GOM_NL__2PRFIN20110512_165000_000000433102_00242_48101_6615.N1	12-MAY-2011 16:50:00	Straylight	43.000	141	Bet Ara	2.8400	4600.0	86	48101	No
222	GOM_NL__2PRFIN20110512_165227_000000563102_00242_48101_6616.N1	12-MAY-2011 16:52:27	Straylight	56.000	40	The Sco	1.8590	7100.0	112	48101	No
223	GOM_NL__2PRFIN20110512_165418_000000563102_00242_48101_6617.N1	12-MAY-2011 16:54:18	Straylight	55.500	25	35Lam Sco	1.6200	28000.	111	48101	No
224	GOM_NL__2PRFIN20110512_165646_000000553102_00242_48101_6618.N1	12-MAY-2011 16:56:46	Straylight	54.500	75	26Eps Sco	2.2910	4250.0	109	48101	No
225	GOM_NL__2PRFIN20110512_165957_000000593102_00242_48101_6619.N1	12-MAY-2011 16:59:57	Tw_i_and_stray	59.000	16	21Alp Sco	1.0200	3000.0	118	48101	No
226	GOM_NL__2PRFIN20110512_170144_000000543102_00242_48101_6620.N1	12-MAY-2011 17:01:44	Bright	54.000	80	7Del Sco	2.3160	30000.	108	48101	No
227	GOM_NL__2PRFIN20110512_170430_000000393102_00242_48101_6621.N1	12-MAY-2011 17:04:30	Bright	39.000	122	9Alp2Lib	2.7470	9700.0	78	48101	No
228	GOM_NL__2PRFIN20110512_170624_000000423102_00242_48101_6622.N1	12-MAY-2011 17:06:24	Bright	42.000	104	27Bet Lib	2.6140	13100.	84	48101	No
229	GOM_NL__2PRFIN20110512_171155_000000463102_00242_48101_6623.N1	12-MAY-2011 17:11:55	Bright	46.000	102	24Alp Ser	2.6000	4250.0	92	48101	No
230	GOM_NL__2PRFIN20110512_171452_000000373102_00242_48101_6624.N1	12-MAY-2011 17:14:52	Bright	37.000	3	16Alp Boo	-0.050000	4250.0	74	48101	No
231	GOM_NL__2PRFIN20110512_171726_000000423102_00242_48101_6625.N1	12-MAY-2011 17:17:26	Bright	41.500	83		2.3780	11000.	83	48101	No
232	GOM_NL__2PRFIN20110512_172033_000000393102_00242_48101_6626.N1	12-MAY-2011 17:20:33	Bright	38.500	180	27Gam Boo	3.0400	8000.0	77	48101	No
233	GOM_NL__2PRFIN20110512_172923_000000623102_00242_48101_6627.N1	12-MAY-2011 17:29:23	Bright	62.000	119	14Eta Dra	2.7270	4700.0	124	48101	No
234	GOM_NL__2PRFIN20110512_174014_000000453102_00242_48101_6628.N1	12-MAY-2011 17:40:14	Bright	45.000	89	5Alp Cep	2.4510	8000.0	90	48101	No
235	GOM_NL__2PRFIN20110512_174333_000000393102_00242_48101_6629.N1	12-MAY-2011 17:43:33	Bright	39.000	74	11Bet Cas	2.2680	6600.0	78	48101	No
236	GOM_NL__2PRFIN20110512_175337_000000563102_00242_48101_6630.N1	12-MAY-2011 17:53:37	Tw_i_and_stray	56.000	93	53Bet Peg	2.5200	3100.0	112	48101	No
237	GOM_NL__2PRFIN20110512_175640_000000413102_00242_48101_6631.N1	12-MAY-2011 17:56:40	Twilight	41.000	140	88Gam Peg	2.8340	26000.	82	48101	No
238	GOM_NL__2PRFIN20110512_175808_000000543102_00242_48101_6632.N1	12-MAY-2011 17:58:08	Dark	53.500	90	54Alp Peg	2.4870	11000.	107	48101	No
239	GOM_NL__2PRFIN20110512_181134_000000493102_00242_48101_6633.N1	12-MAY-2011 18:11:34	Dark	48.500	18	24Alp PsA	1.1660	9700.0	97	48101	No
240	GOM_NL__2PRFIN20110512_181600_000000473102_00242_48101_6634.N1	12-MAY-2011 18:16:00	Dark	47.000	63	Bet Gru	2.1500	2800.0	94	48101	No
241	GOM_NL__2PRFIN20110512_181724_000000443102_00242_48101_6635.N1	12-MAY-2011 18:17:24	Dark	43.500	31	Alp Gru	1.7340	15200.	87	48101	No
242	GOM_NL__2PRFIN20110512_182258_000000413102_00243_48102_6626.N1	12-MAY-2011 18:22:58	Dark	41.000	45	Alp Pav	1.9400	26000.	82	48102	No
243	GOM_NL__2PRFIN20110512_183015_000000483102_00243_48102_6627.N1	12-MAY-2011 18:30:15	Straylight	48.000	141	Bet Ara	2.8400	4600.0	96	48102	No
244	GOM_NL__2PRFIN20110512_183242_000000543102_00243_48102_6628.N1	12-MAY-2011 18:32:42	Straylight	54.000	40	The Sco	1.8590	7100.0	108	48102	No
245	GOM_NL__2PRFIN20110512_183433_000000583102_00243_48102_6629.N1	12-MAY-2011 18:34:33	Straylight	58.000	25	35Lam Sco	1.6200	28000.	116	48102	No
246	GOM_NL__2PRFIN20110512_183700_000000553102_00243_48102_6630.N1	12-MAY-2011 18:37:00	Straylight	55.000	75	26Eps Sco	2.2910	4250.0	110	48102	No
247	GOM_NL__2PRFIN20110512_184011_000000643102_00243_48102_6631.N1	12-MAY-2011 18:40:11	Tw_i_and_stray	64.000	16	21Alp Sco	1.0200	3000.0	128	48102	No
248	GOM_NL__2PRFIN20110512_184159_000000583102_00243_48102_6632.N1	12-MAY-2011 18:41:59	Bright	57.500	80	7Del Sco	2.3160	30000.	115	48102	No
249	GOM_NL__2PRFIN20110512_184444_000000393102_00243_48102_6633.N1	12-MAY-2011 18:44:44	Bright	39.000	122	9Alp2Lib	2.7470	9700.0	78	48102	No
250	GOM_NL__2PRFIN20110512_184638_000000413102_00243_48102_6634.N1	12-MAY-2011 18:46:38	Bright	40.500	104	27Bet Lib	2.6140	13100.	81	48102	No
251	GOM_NL__2PRFIN20110512_185209_000000463102_00243_48102_6635.N1	12-MAY-2011 18:52:09	Bright	46.000	102	24Alp Ser	2.6000	4250.0	92	48102	No
252	GOM_NL__2PRFIN20110512_185506_000000373102_00243_48102_6636.N1	12-MAY-2011 18:55:06	Bright	37.000	3	16Alp Boo	-0.050000	4250.0	74	48102	No
253	GOM_NL__2PRFIN20110512_185740_000000413102_00243_48102_6637.N1	12-MAY-2011 18:57:40	Bright	40.500	83		2.3780	11000.	81	48102	No
254	GOM_NL__2PRFIN20110512_190047_000000393102_00243_48102_6638.N1	12-MAY-2011 19:00:47	Bright	38.500	180	27Gam Boo	3.0400	8000.0	77	48102	No
255	GOM_NL__2PRFIN20110512_190936_000000433102_00243_48102_6639.N1	12-MAY-2011 19:09:36	Bright	43.000	119	14Eta Dra	2.7270	4700.0	86	48102	No
256	GOM_NL__2PRFIN20110512_192028_000000503102_00243_48102_6640.N1	12-MAY-2011 19:20:28	Bright	49.500	89	5Alp Cep	2.4510	8000.0	99	48102	No
257	GOM_NL__2PRFIN20110512_192347_000000553102_00243_48102_6641.N1	12-MAY-2011 19:23:47	Bright	55.000	74	11Bet Cas	2.2680	6600.0	110	48102	No
258	GOM_NL__2PRFIN20110512_193351_000000593102_00243_48102_6642.N1	12-MAY-2011 19:33:51	Tw_i_and_stray	58.500	93	53Bet Peg	2.5200	3100.0	117	48102	No
259	GOM_NL__2PRFIN20110512_193654_000000433102_00243_48102_6643.N1	12-MAY-2011 19:36:54	Twilight	43.000	140	88Gam Peg	2.8340	26000.	86	48102	No
260	GOM_NL__2PRFIN20110512_193822_000000523102_00243_48102_6644.N1	12-MAY-2011 19:38:22	Dark	52.000	90	54Alp Peg	2.4870	11000.	104	48102	No
261	GOM_NL__2PRFIN20110512_195149_000000503102_00243_48102_6645.N1	12-MAY-2011 19:51:49	Dark	49.500	18	24Alp PsA	1.1660	9700.0	99	48102	No
262	GOM_NL__2PRFIN20110512_195615_000000573102_00243_48102_6646.N1	12-MAY-2011 19:56:15	Dark	57.000	63	Bet Gru	2.1500	2800.0	114	48102	No
263	GOM_NL__2PRFIN20110512_195739_000000493102_00243_48102_6647.N1	12-MAY-2011 19:57:39	Dark	49.000	31	Alp Gru	1.7340	15200.	98	48102	No
264	GOM_NL__2PRFIN20110512_200312_000000413102_00244_48103_6655.N1	12-MAY-2011 20:03:12	Dark	41.000	45	Alp Pav	1.9400	26000.	82	48103	No
265	GOM_NL__2PRFIN20110512_201029_000000433102_00244_48103_6656.N1	12-MAY-2011 20:10:29	Straylight	42.500	141	Bet Ara	2.8400	4600.0	85	48103	No
266	GOM_NL__2PRFIN20110512_201256_000000523102_00244_48103_6657.N1	12-MAY-2011 20:12:56	Straylight	52.000	40	The Sco	1.8590	7100.0	104	48103	No
267	GOM_NL__2PRFIN20110512_201447_000000523102_00244_48103_6658.N1	12-MAY-2011 20:14:47	Straylight	52.000	25	35Lam Sco	1.6200	28000.	104	48103	No
268	GOM_NL__2PRFIN20110512_201715_000000573102_00244_48103_6659.N1	12-MAY-2011 20:17:15	Straylight	57.000	75	26Eps Sco	2.2910	4250.0	114	48103	No
269	GOM_NL__2PRFIN20110512_202025_000000683102_00244_48103_6660.N1	12-MAY-2011 20:20:25	Tw_i_and_stray	68.000	16	21Alp Sco	1.0200	3000.0	136	48103	No
270	GOM_NL__2PRFIN20110512_202213_000000563102_00244_48103_6661.N1	12-MAY-2011 20:22:13	Bright	56.000	80	7Del Sco	2.3160	30000.	112	48103	No
271	GOM_NL__2PRFIN20110512_202458_000000403102_00244_48103_6662.N1	12-MAY-2011 20:24:58	Bright	39.500	122	9Alp2Lib	2.7470	9700.0	79	48103	No
272	GOM_NL__2PRFIN20110512_202652_000000413102_00244_48103_6663.N1	12-MAY-2011 20:26:52	Bright	41.000	104	27Bet Lib	2.6140	13100.	82	48103	No
273	GOM_NL__2PRFIN20110512_203222_000000463102_00244_48103_6664.N1	12-MAY-2011 20:32:22	Bright	46.000	102	24Alp Ser	2.6000	4250.0	92	48103	No
274	GOM_NL__2PRFIN20110512_203520_000000373102_00244_48103_6665.N1	12-MAY-2011 20:35:20	Bright	36.500	3	16Alp Boo	-0.050000	4250.0	73	48103	No
275	GOM_NL__2PRFIN20110512_203754_000000403102_00244_48103_6666.N1	12-MAY-2011 20:37:54	Bright	40.000	83		2.3780	11000.	80	48103	No
276	GOM_NL__2PRFIN20110512_204101_000000363102_00244_48103_6667.N1	12-MAY-2011 20:41:01	Bright	35.500	180	27Gam Boo	3.0400	8000.0	71	48103	No
277	GOM_NL__2PRFIN20110512_204950_000000443102_00244_48103_6668.N1	12-MAY-2011 20:49:50	Bright	43.500	119	14Eta Dra	2.7270	4700.0	87	48103	No
278	GOM_NL__2PRFIN20110512_210041_000000433102_00244_48103_6669.N1	12-MAY-2011 21:00:41	Bright	43.000	89	5Alp Cep	2.4510	8000.0	86	48103	No

279	GOM_NL__2PRFIN20110512_210401_000000353102_00244_48103_6670.N1	12-MAY-2011 21:04:01	Bright	35.000	74	11Bet Cas	2.2680	6600.0	70	48103	No
280	GOM_NL__2PRFIN20110512_211405_000000573102_00244_48103_6671.N1	12-MAY-2011 21:14:05	Twilight	56.500	93	53Bet Peg	2.5200	3100.0	113	48103	No
281	GOM_NL__2PRFIN20110512_211708_000000403102_00244_48103_6672.N1	12-MAY-2011 21:17:08	Twilight	40.000	140	88Gam Peg	2.8340	26000.	80	48103	No
282	GOM_NL__2PRFIN20110512_211837_000000533102_00244_48103_6673.N1	12-MAY-2011 21:18:37	Dark	53.000	90	54Alp Peg	2.4870	11000.	106	48103	No
283	GOM_NL__2PRFIN20110512_213204_000000553102_00244_48103_6674.N1	12-MAY-2011 21:32:04	Dark	55.000	18	24Alp PsA	1.1660	9700.0	110	48103	No
284	GOM_NL__2PRFIN20110512_213629_000000513102_00244_48103_6675.N1	12-MAY-2011 21:36:29	Dark	50.500	63	Bet Gru	2.1500	2800.0	101	48103	No
285	GOM_NL__2PRFIN20110512_213753_000000433102_00244_48103_6676.N1	12-MAY-2011 21:37:53	Dark	42.500	31	Alp Gru	1.7340	15200.	85	48103	No
286	GOM_NL__2PRFIN20110512_214327_000000423102_00245_48104_6698.N1	12-MAY-2011 21:43:27	Dark	41.500	45	Alp Pav	1.9400	26000.	83	48104	No
287	GOM_NL__2PRFIN20110512_215044_000000413102_00245_48104_6699.N1	12-MAY-2011 21:50:44	Straylight	41.000	141	Bet Ara	2.8400	4600.0	82	48104	No
288	GOM_NL__2PRFIN20110512_215311_000000513102_00245_48104_6700.N1	12-MAY-2011 21:53:11	Straylight	50.500	40	The Sco	1.8590	7100.0	101	48104	No
289	GOM_NL__2PRFIN20110512_215502_000000563102_00245_48104_6701.N1	12-MAY-2011 21:55:02	Straylight	56.000	25	35Lam Sco	1.6200	28000.	112	48104	No
290	GOM_NL__2PRFIN20110512_215729_000000523102_00245_48104_6702.N1	12-MAY-2011 21:57:29	Straylight	51.500	75	26Eps Sco	2.2910	4250.0	103	48104	No
291	GOM_NL__2PRFIN20110512_220040_000000603102_00245_48104_6703.N1	12-MAY-2011 22:00:40	Twilight	59.500	16	21Alp Sco	1.0200	3000.0	119	48104	No
292	GOM_NL__2PRFIN20110512_220227_000000603102_00245_48104_6704.N1	12-MAY-2011 22:02:27	Bright	60.000	80	7Del Sco	2.3160	30000.	120	48104	No
293	GOM_NL__2PRFIN20110512_220512_000000393102_00245_48104_6705.N1	12-MAY-2011 22:05:12	Bright	39.000	122	9Alp2Lib	2.7470	9700.0	78	48104	No
294	GOM_NL__2PRFIN20110512_220706_000000413102_00245_48104_6706.N1	12-MAY-2011 22:07:06	Bright	41.000	104	27Bet Lib	2.6140	13100.	82	48104	No
295	GOM_NL__2PRFIN20110512_221236_000000463102_00245_48104_6707.N1	12-MAY-2011 22:12:36	Bright	46.000	102	24Alp Ser	2.6000	4250.0	92	48104	No
296	GOM_NL__2PRFIN20110512_221534_000000363102_00245_48104_6708.N1	12-MAY-2011 22:15:34	Bright	36.000	3	16Alp Boo	-0.050000	4250.0	72	48104	No
297	GOM_NL__2PRFIN20110512_221807_000000573102_00245_48104_6709.N1	12-MAY-2011 22:18:07	Bright	57.000	83		2.3780	11000.	114	48104	No
298	GOM_NL__2PRFIN20110512_222114_000000563102_00245_48104_6710.N1	12-MAY-2011 22:21:14	Bright	56.000	180	27Gam Boo	3.0400	8000.0	112	48104	No
299	GOM_NL__2PRFIN20110512_223003_000000433102_00245_48104_6711.N1	12-MAY-2011 22:30:03	Bright	43.000	119	14Eta Dra	2.7270	4700.0	86	48104	No
300	GOM_NL__2PRFIN20110512_224055_000000463102_00245_48104_6712.N1	12-MAY-2011 22:40:55	Bright	46.000	89	5Alp Cep	2.4510	8000.0	92	48104	No
301	GOM_NL__2PRFIN20110512_224415_000000553102_00245_48104_6713.N1	12-MAY-2011 22:44:15	Bright	55.000	74	11Bet Cas	2.2680	6600.0	110	48104	No
302	GOM_NL__2PRFIN20110512_225420_000000613102_00245_48104_6714.N1	12-MAY-2011 22:54:20	Twilight	60.500	93	53Bet Peg	2.5200	3100.0	121	48104	No
303	GOM_NL__2PRFIN20110512_225723_000000433102_00245_48104_6715.N1	12-MAY-2011 22:57:23	Twilight	42.500	140	88Gam Peg	2.8340	26000.	85	48104	No
304	GOM_NL__2PRFIN20110512_225851_000000523102_00245_48104_6716.N1	12-MAY-2011 22:58:51	Dark	51.500	90	54Alp Peg	2.4870	11000.	103	48104	No
305	GOM_NL__2PRFIN20110512_231218_000000483102_00245_48104_6717.N1	12-MAY-2011 23:12:18	Dark	48.000	18	24Alp PsA	1.1660	9700.0	96	48104	No
306	GOM_NL__2PRFIN20110512_231644_000000573102_00245_48104_6718.N1	12-MAY-2011 23:16:44	Dark	56.500	63	Bet Gru	2.1500	2800.0	113	48104	No
307	GOM_NL__2PRFIN20110512_231808_000000433102_00245_48104_6719.N1	12-MAY-2011 23:18:08	Dark	42.500	31	Alp Gru	1.7340	15200.	85	48104	No
308	GOM_NL__2PRFIN20110512_232342_000000413102_00246_48105_6711.N1	12-MAY-2011 23:23:42	Dark	41.000	45	Alp Pav	1.9400	26000.	82	48105	No
309	GOM_NL__2PRFIN20110512_233058_000000473102_00246_48105_6712.N1	12-MAY-2011 23:30:58	Straylight	46.500	141	Bet Ara	2.8400	4600.0	93	48105	No
310	GOM_NL__2PRFIN20110512_233325_000000553102_00246_48105_6713.N1	12-MAY-2011 23:33:25	Straylight	55.000	40	The Sco	1.8590	7100.0	110	48105	No
311	GOM_NL__2PRFIN20110512_233516_000000583102_00246_48105_6714.N1	12-MAY-2011 23:35:16	Straylight	57.500	25	35Lam Sco	1.6200	28000.	115	48105	No
312	GOM_NL__2PRFIN20110512_233744_000000523102_00246_48105_6715.N1	12-MAY-2011 23:37:44	Straylight	52.000	75	26Eps Sco	2.2910	4250.0	104	48105	No
313	GOM_NL__2PRFIN20110512_234054_000000643102_00246_48105_6716.N1	12-MAY-2011 23:40:54	Twilight	63.500	16	21Alp Sco	1.0200	3000.0	127	48105	No
314	GOM_NL__2PRFIN20110512_234242_000000563102_00246_48105_6717.N1	12-MAY-2011 23:42:42	Bright	55.500	80	7Del Sco	2.3160	30000.	111	48105	No
315	GOM_NL__2PRFIN20110512_234526_000000393102_00246_48105_6718.N1	12-MAY-2011 23:45:26	Bright	39.000	122	9Alp2Lib	2.7470	9700.0	78	48105	No
316	GOM_NL__2PRFIN20110512_234720_000000413102_00246_48105_6719.N1	12-MAY-2011 23:47:20	Bright	41.000	104	27Bet Lib	2.6140	13100.	82	48105	No
317	GOM_NL__2PRFIN20110512_235249_000000463102_00246_48105_6720.N1	12-MAY-2011 23:52:49	Bright	46.000	102	24Alp Ser	2.6000	4250.0	92	48105	No
318	GOM_NL__2PRFIN20110512_235547_000000383102_00246_48105_6721.N1	12-MAY-2011 23:55:47	Bright	37.500	3	16Alp Boo	-0.050000	4250.0	75	48105	No
319	GOM_NL__2PRFIN20110512_235821_000000573102_00246_48105_6722.N1	12-MAY-2011 23:58:21	Bright	57.000	83		2.3780	11000.	114	48105	No

3. Quality information per product

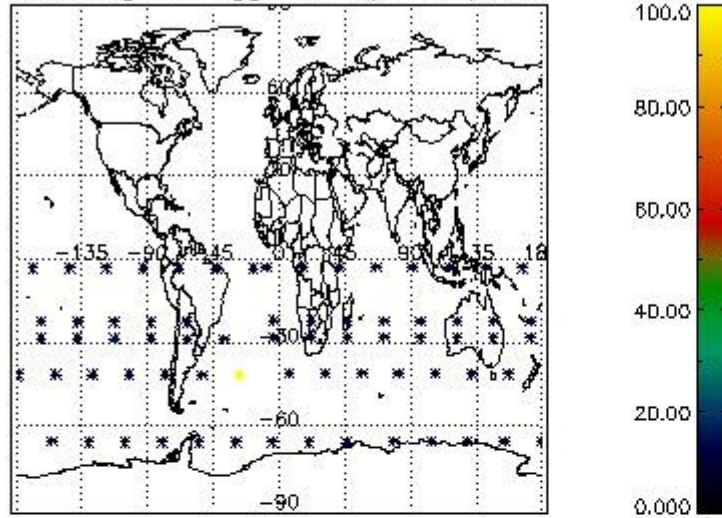
In this section it is plotted some information contained in the Quality Summary data set of the level 2 products. Only products in dark limb conditions and without errors (error flag in the MPH set to "0") are used.

3.1 Plot quality information per product (time dependant)

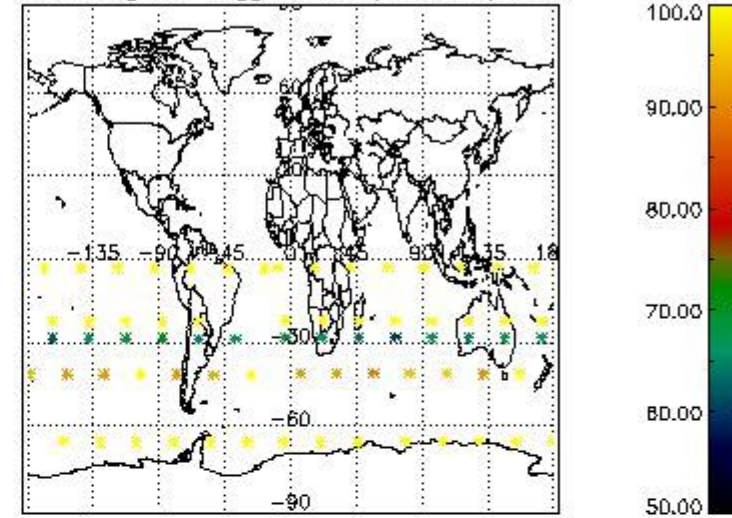


3.2 Plot quality information per product (world map)

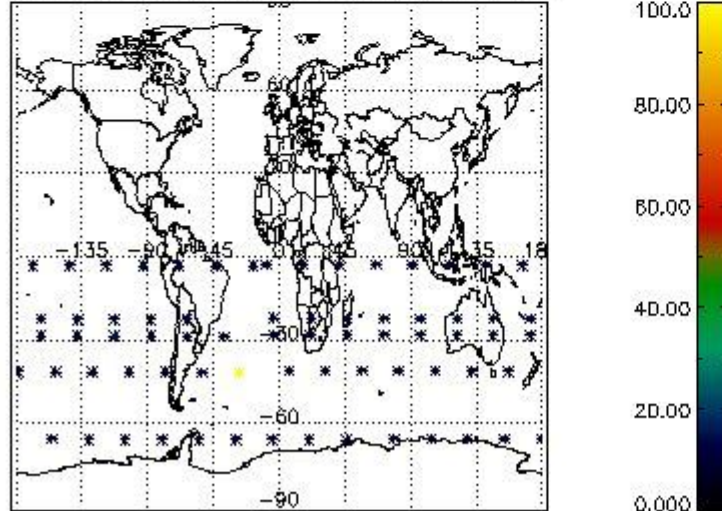
Percentage of flagged data per O3 profile



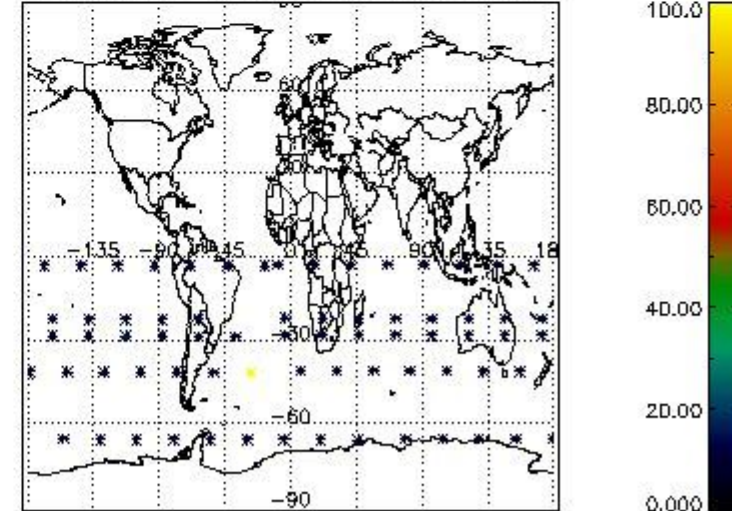
Percentage of flagged data per H2O profile



Percentage of flagged data per NO2 profile



Percentage of flagged data per NO3 profile

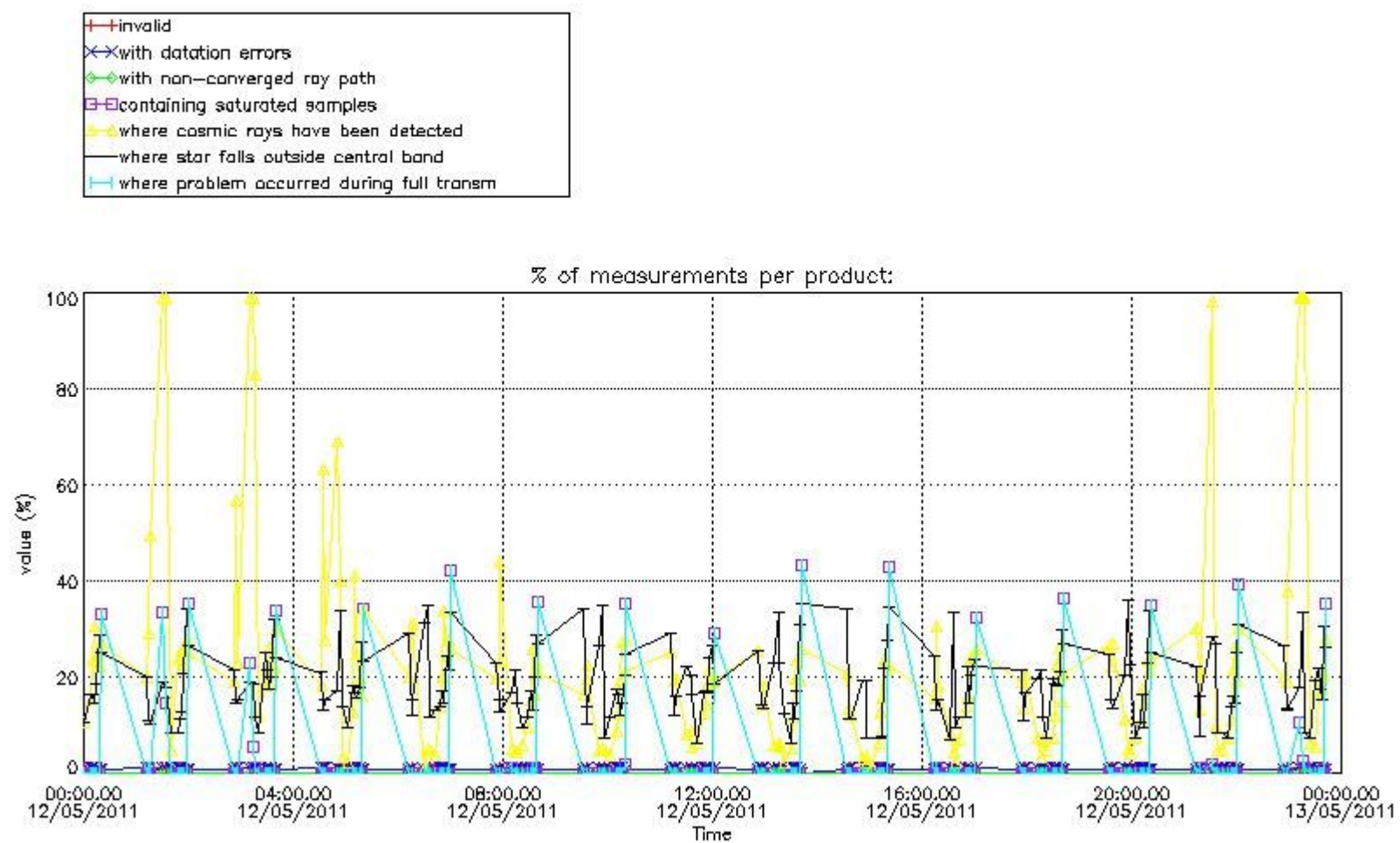


4. Level 1 quality information per product

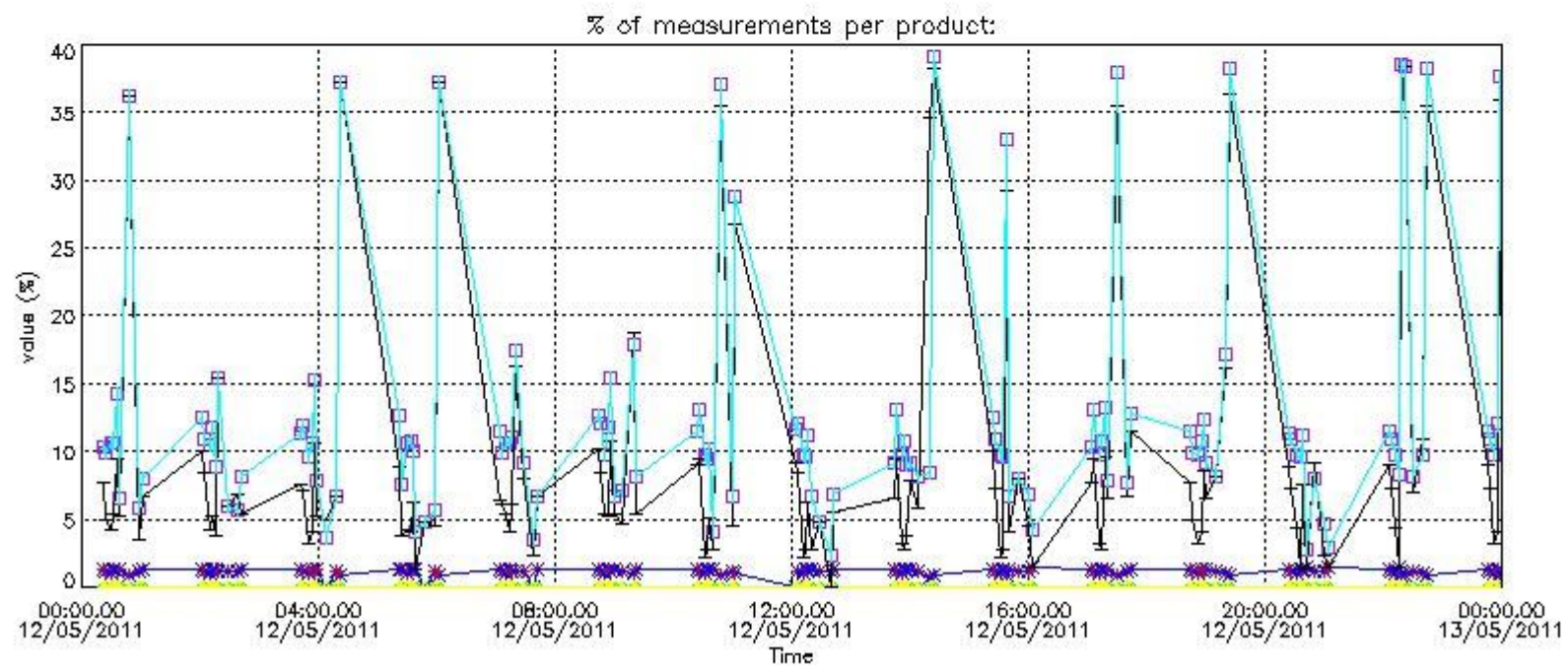
In this section it is plotted some information contained in the Quality Summary data set of the level 2 products that comes from the level 1b processing. Products without errors (error flag in the MPH set to "0") are used.

4.1 Plot quality information per product (time dependant) coming from level 1b processing

4.1.1 Plot level 1 quality information per product (time dependant): ENVISAT ASCENDING passes



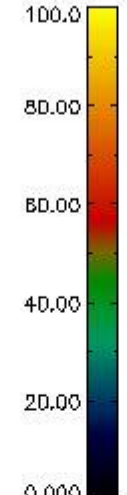
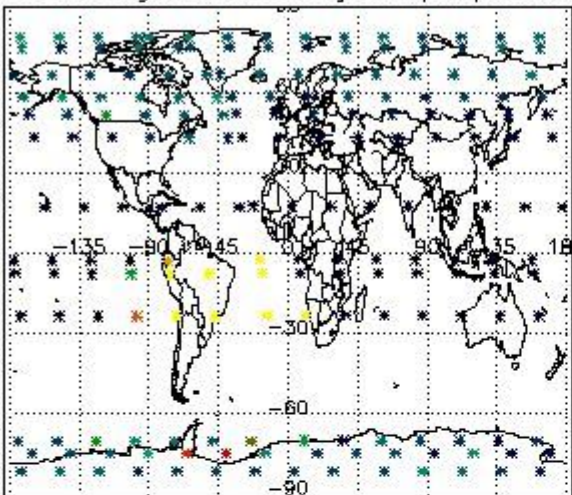
4.1.2 Plot level 1 quality information per product (time dependant): ENVI SAT DESCENDING passes



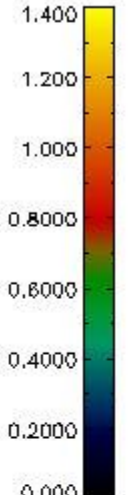
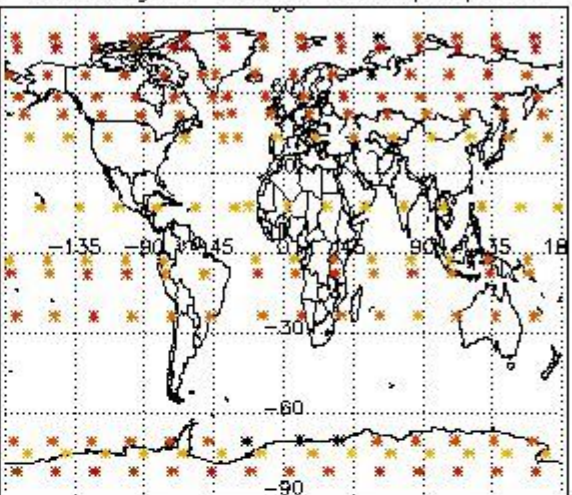
4.2 Plot quality information per product coming from level 1b processing (world map)

4.2.1 Plot level 1 quality information per product (world map): ENVISAT ASCENDING passes


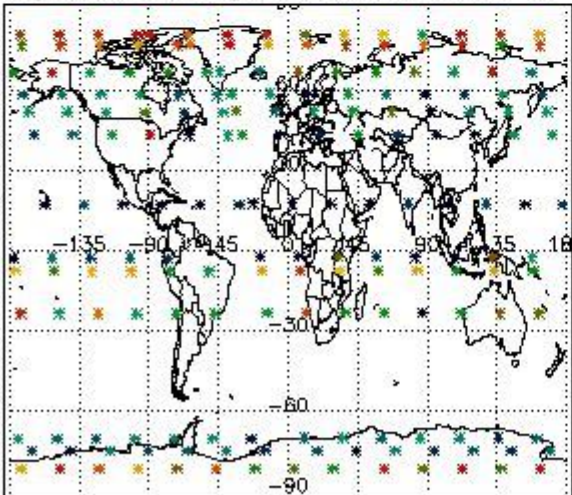
Percentage of cosmic ray hits per profile



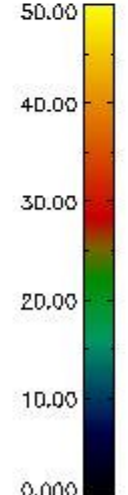
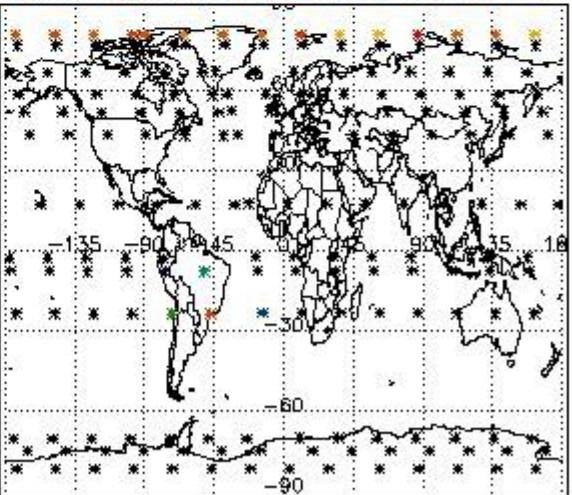
Percentage of datation errors per profile



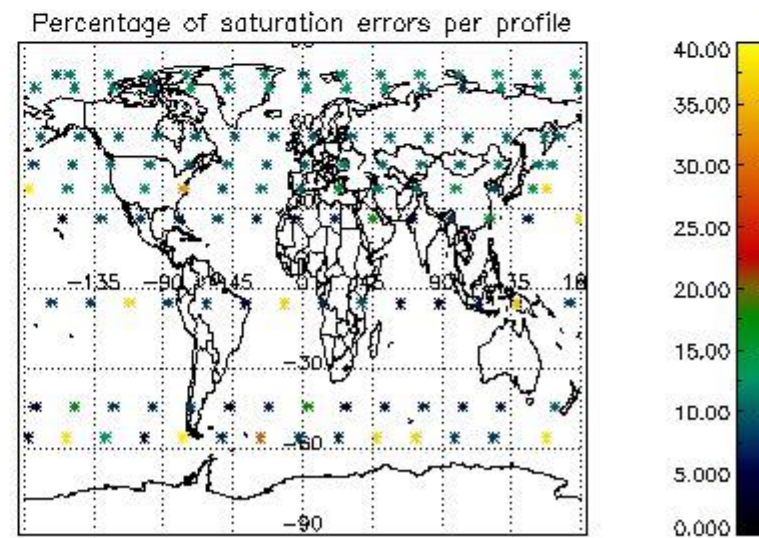
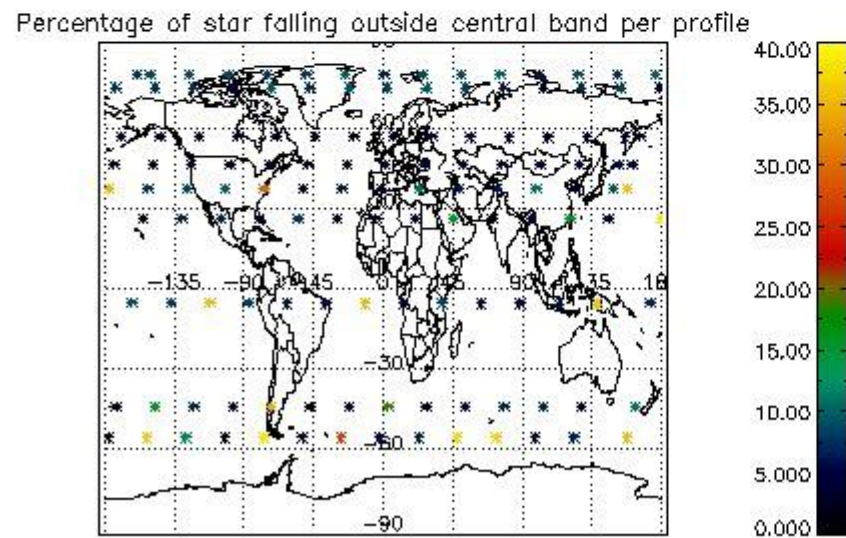
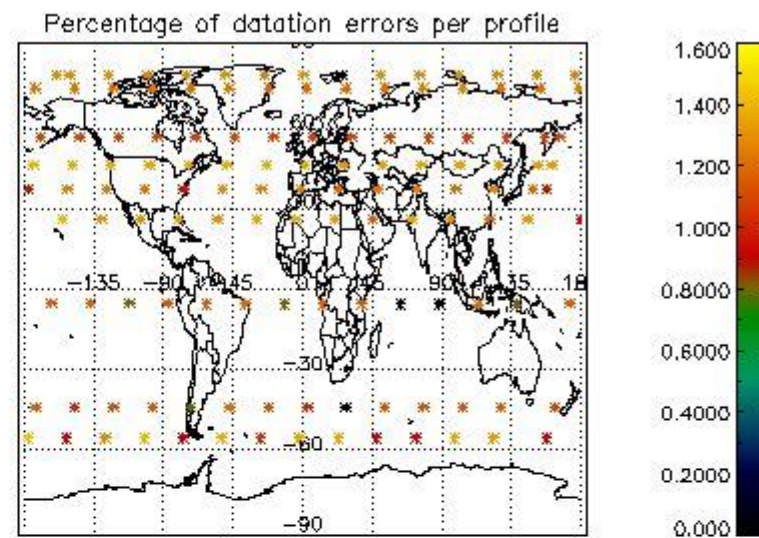
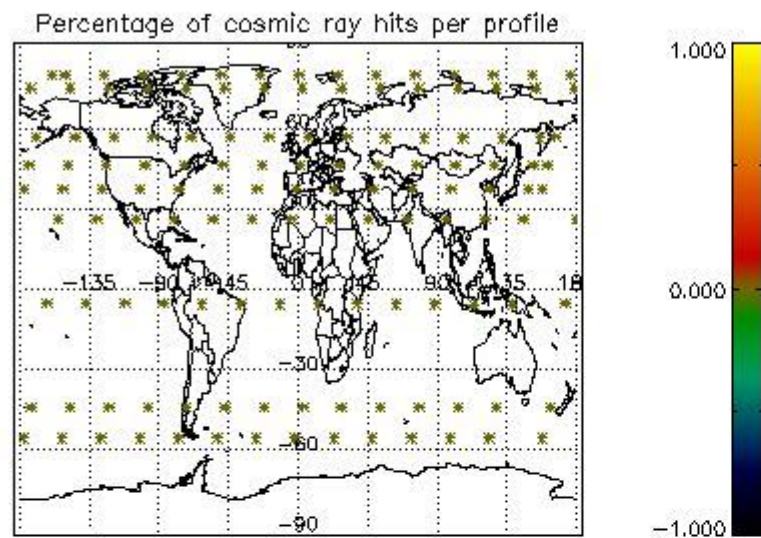
Percentage of star falling outside central band per profile



Percentage of saturation errors per profile



4.2.2 Plot level 1 quality information per product (world map): ENVISAT DESCENDING passes



5. Trace gas profiles

5.1 Ozone statistics based on quality of products

The final quality of the products can be "measured" using the STD (Standard Deviation) attached to every point profile. This information is written to the parameter GOM_NL__2P/NL_LOCAL_SPECIES_DENSITY/o3_std of the level 2 products. The table below shows the statistics for given STD ranges.

The statistics are given with respect to the overall valid production:

- Products without fatal errors: GOM_NL__2P/MPH/PRODUCT_ERR=0
- Valid point profile: GOM_NL__2P/NL_LOCAL_SPECIES_DENSITY/pcd(0)=0

The 'Criteria' is applied to valid points of dark limb products:

- Products in dark limb illumination condition: GOM_NL__2P/NL_SUMMARY_QUALITY/obs_ill_cond=0
- Products without fatal errors: GOM_NL__2P/MPH/PRODUCT_ERR=0
- Valid point profile: GOM_NL__2P/NL_LOCAL_SPECIES_DENSITY/pcd(0)=0

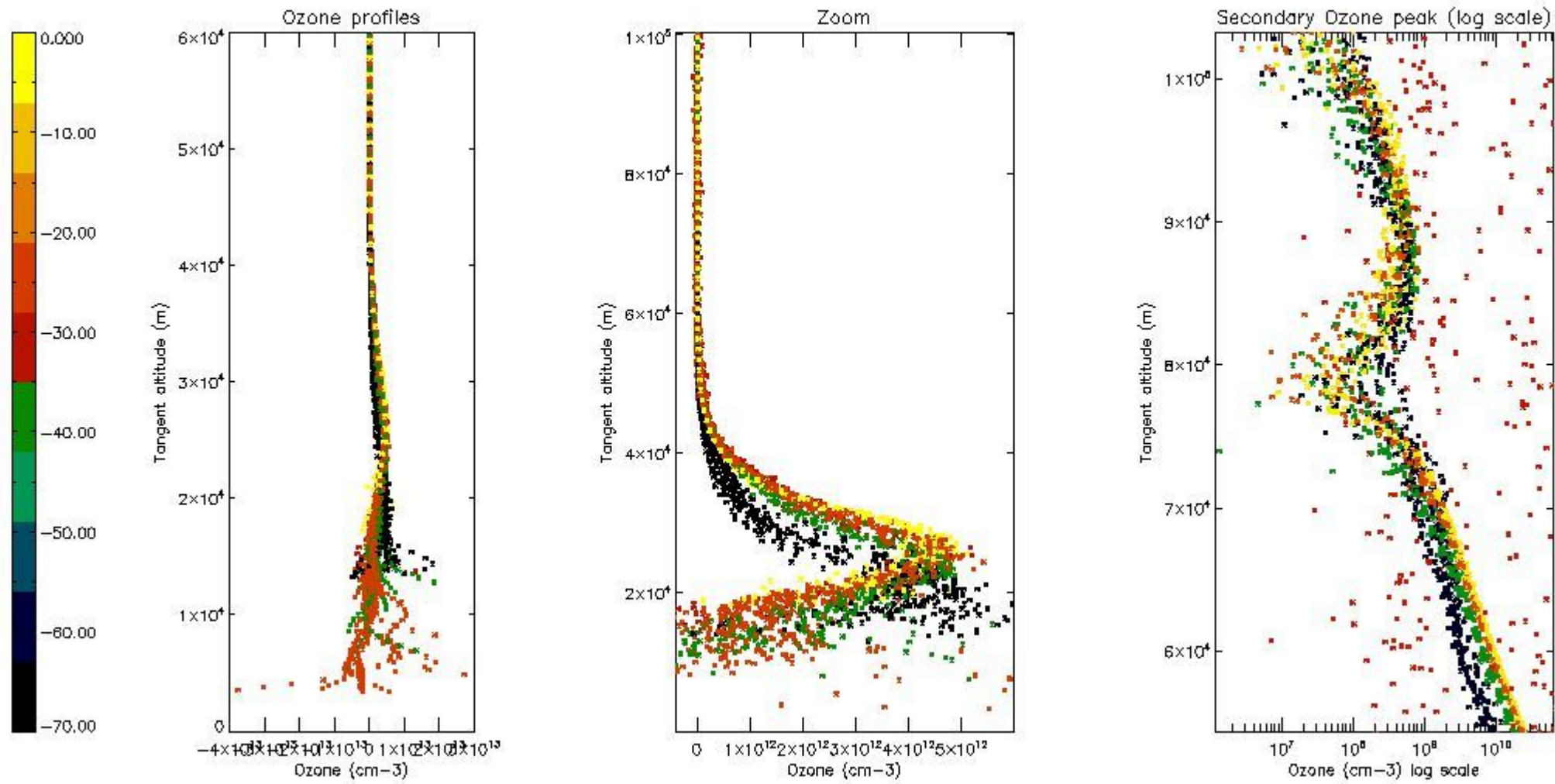
So, the table below shows the percentage of dark limb and valid observations for each criteria with respect to the overall valid daily observations.

Criteria	% of total production
All STD	22
STD < 20	11

STD < 10	8
STD < 5	5

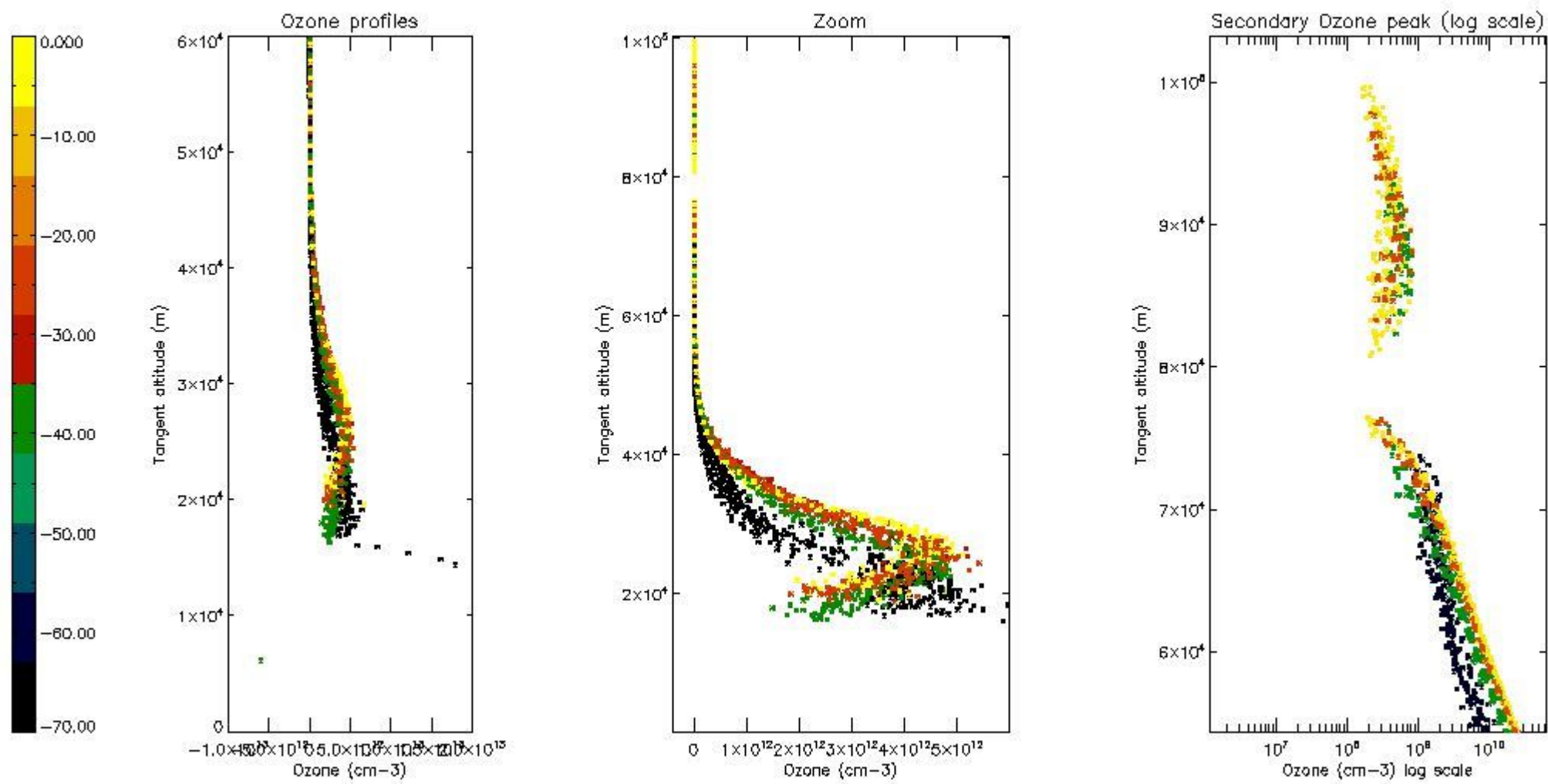
5.2 Plot ozone profiles for all STD (dark without errors)

The colorbar represents the latitude.



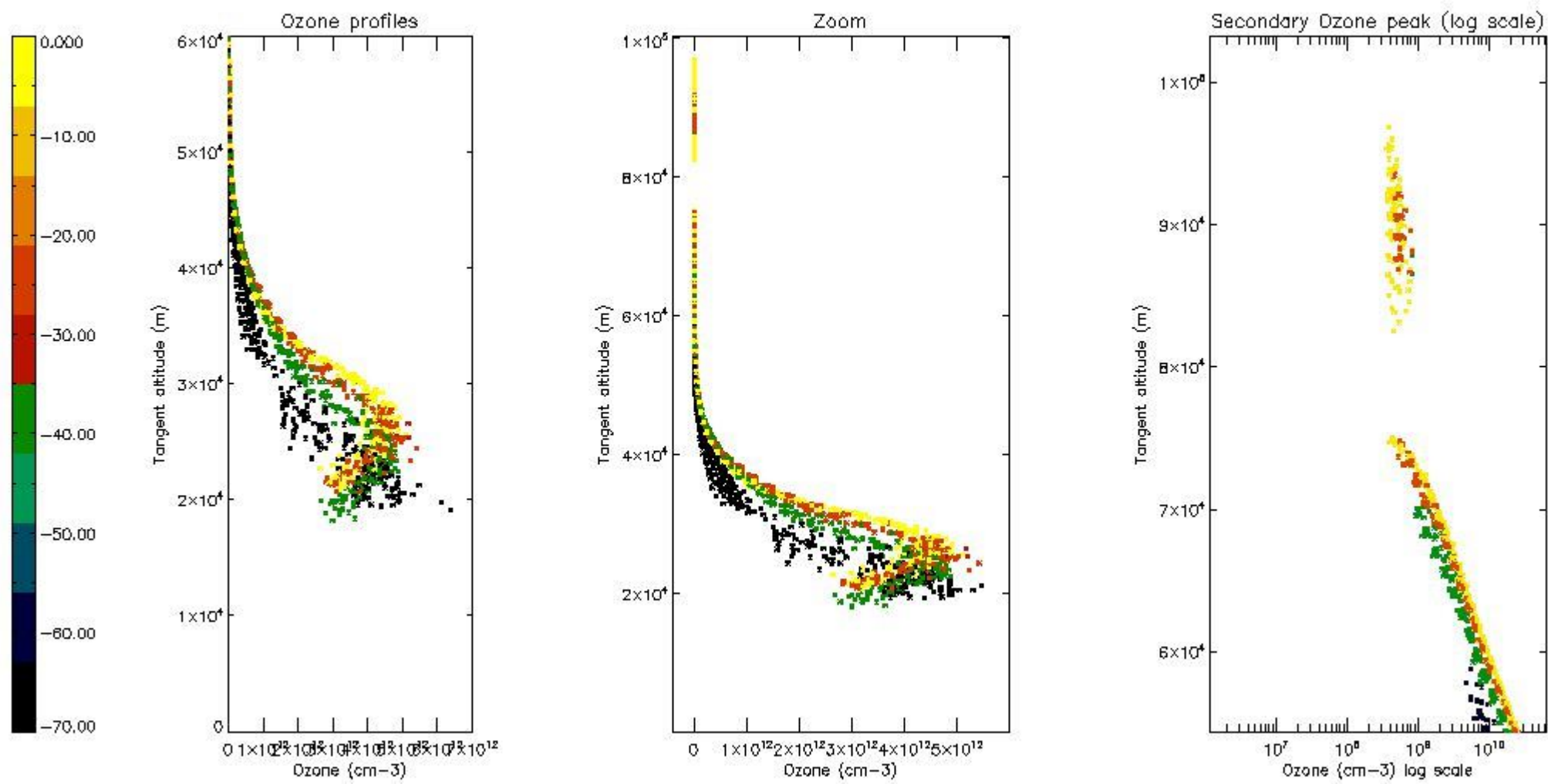
5.3 Plot ozone profiles where STD < 20% (dark without errors)

The colorbar represents the latitude.



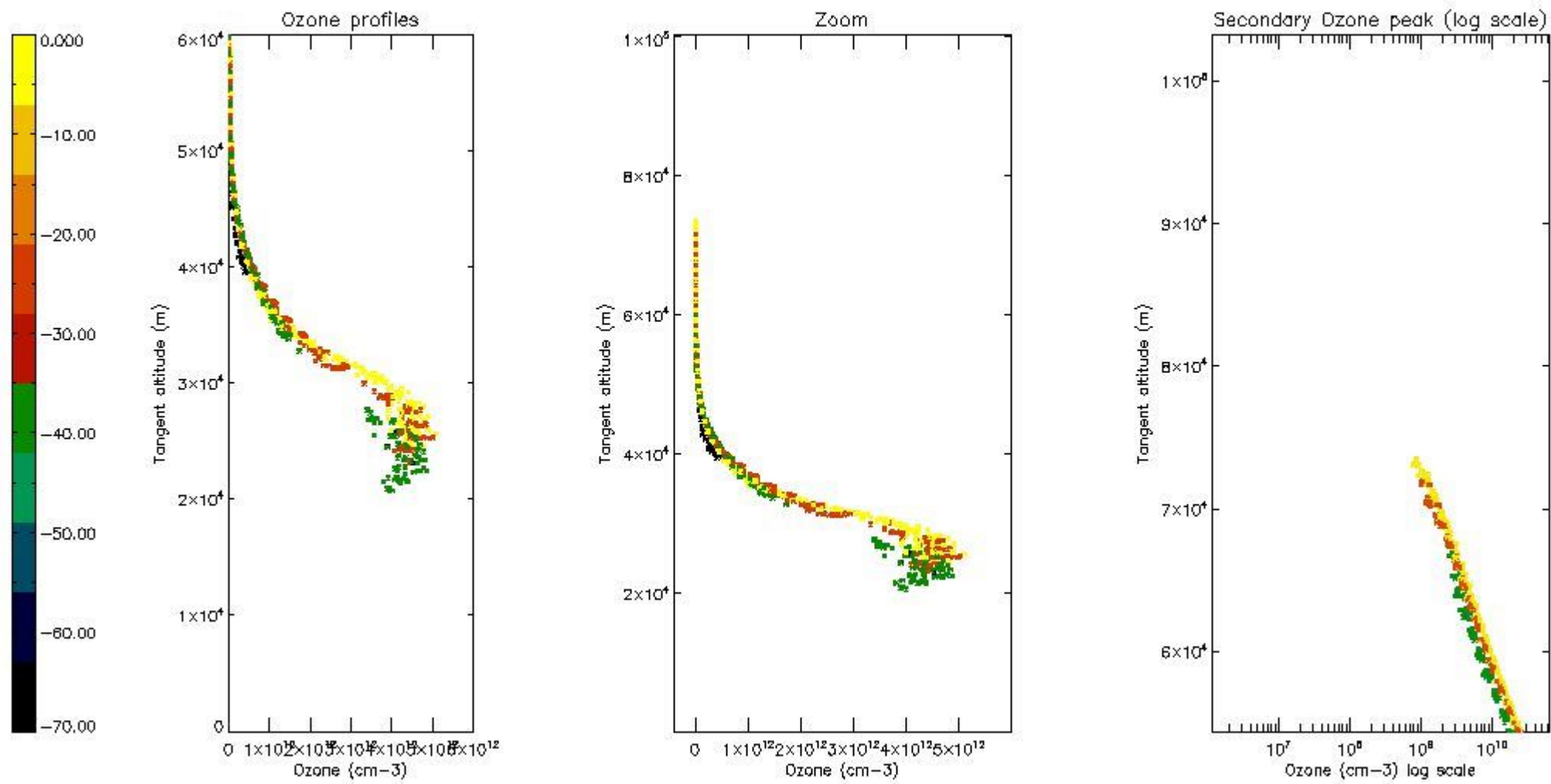
5.4 Plot ozone profiles where $STD < 10\%$ (dark without errors)

The colorbar represents the latitude.



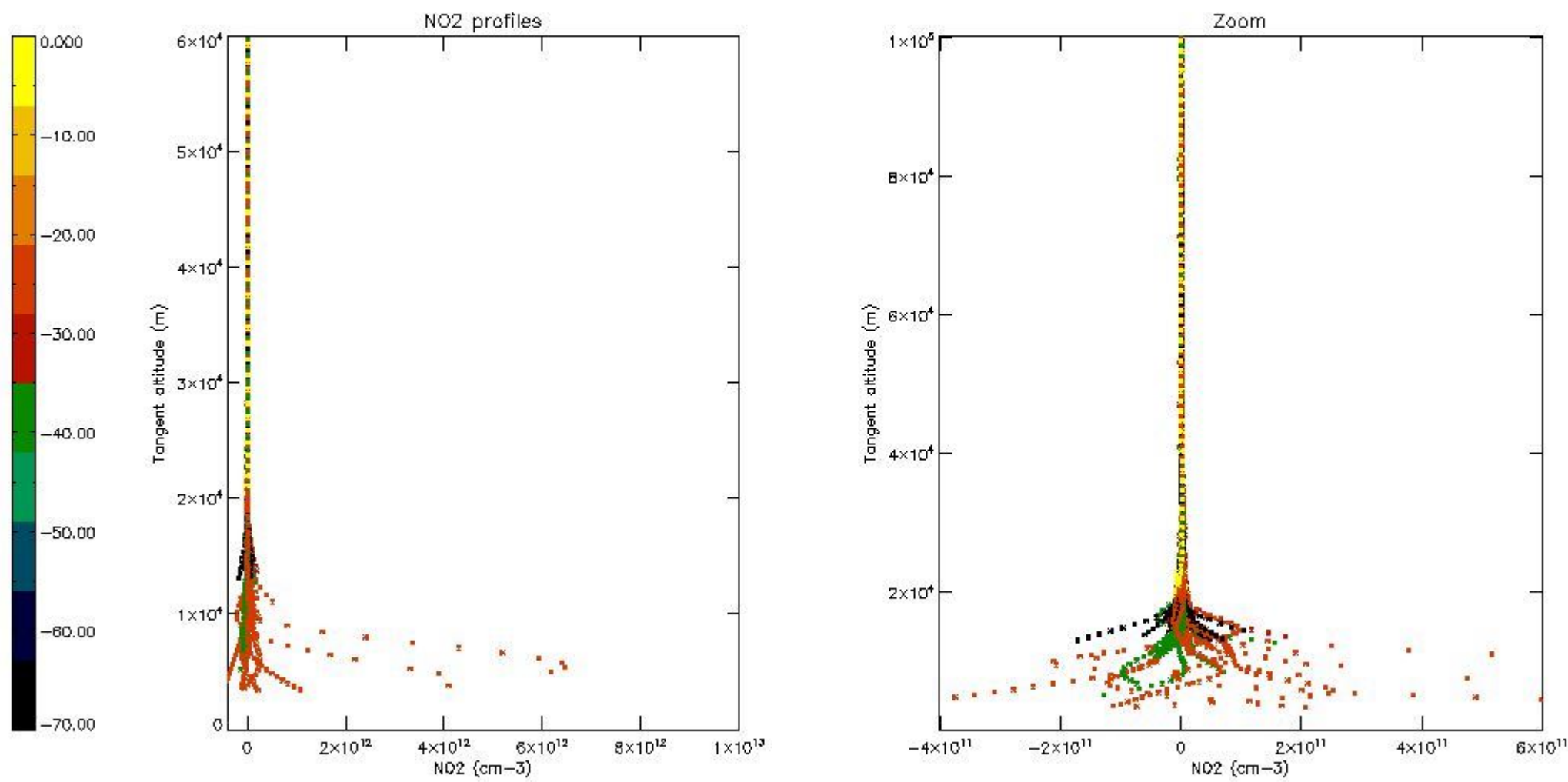
5.5 Plot ozone profiles where STD < 5% (dark without errors)

The colorbar represents the latitude.



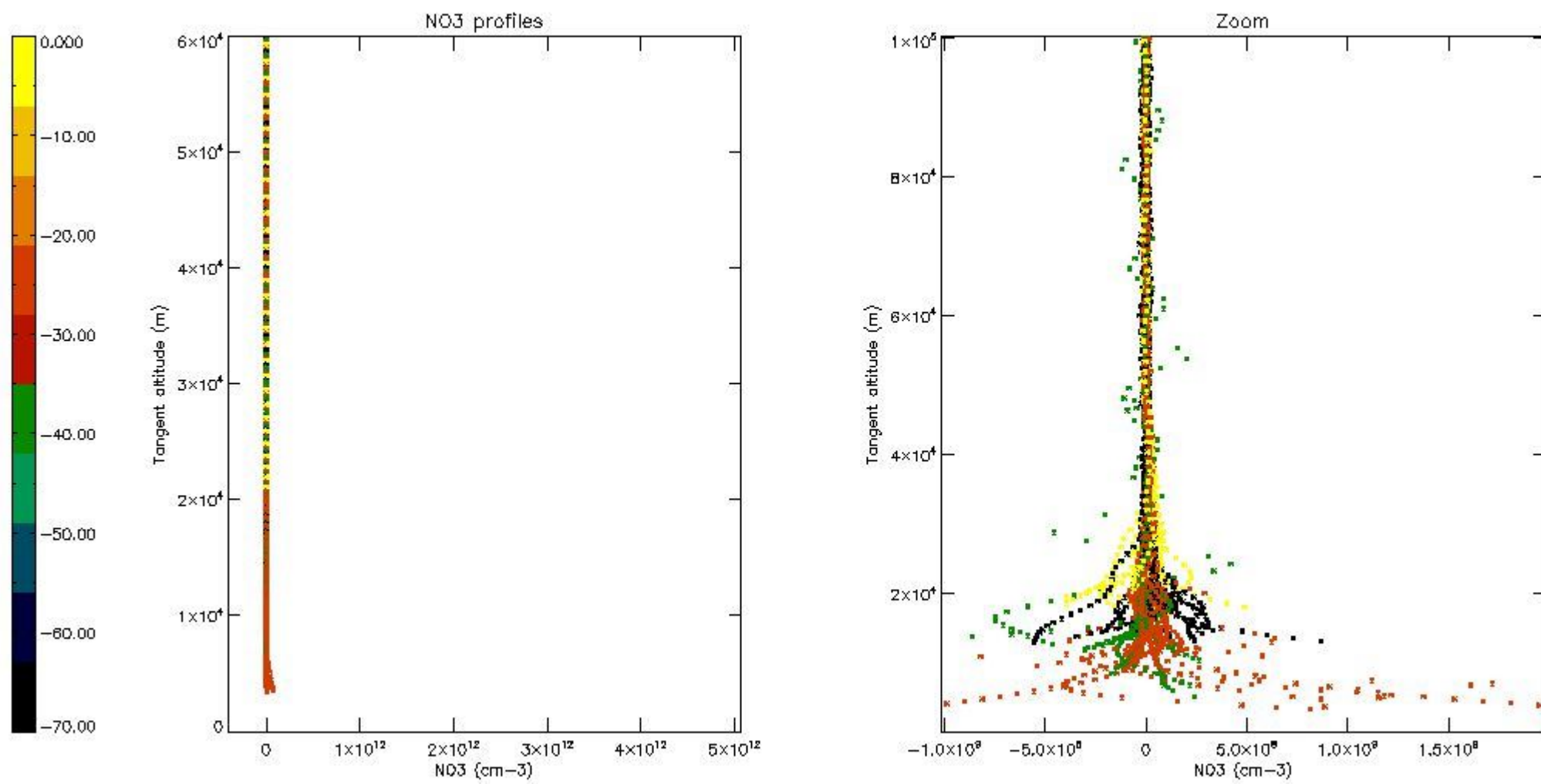
5.6 Plot NO₂ profiles for all STD (dark without errors)

The colorbar represents the latitude.



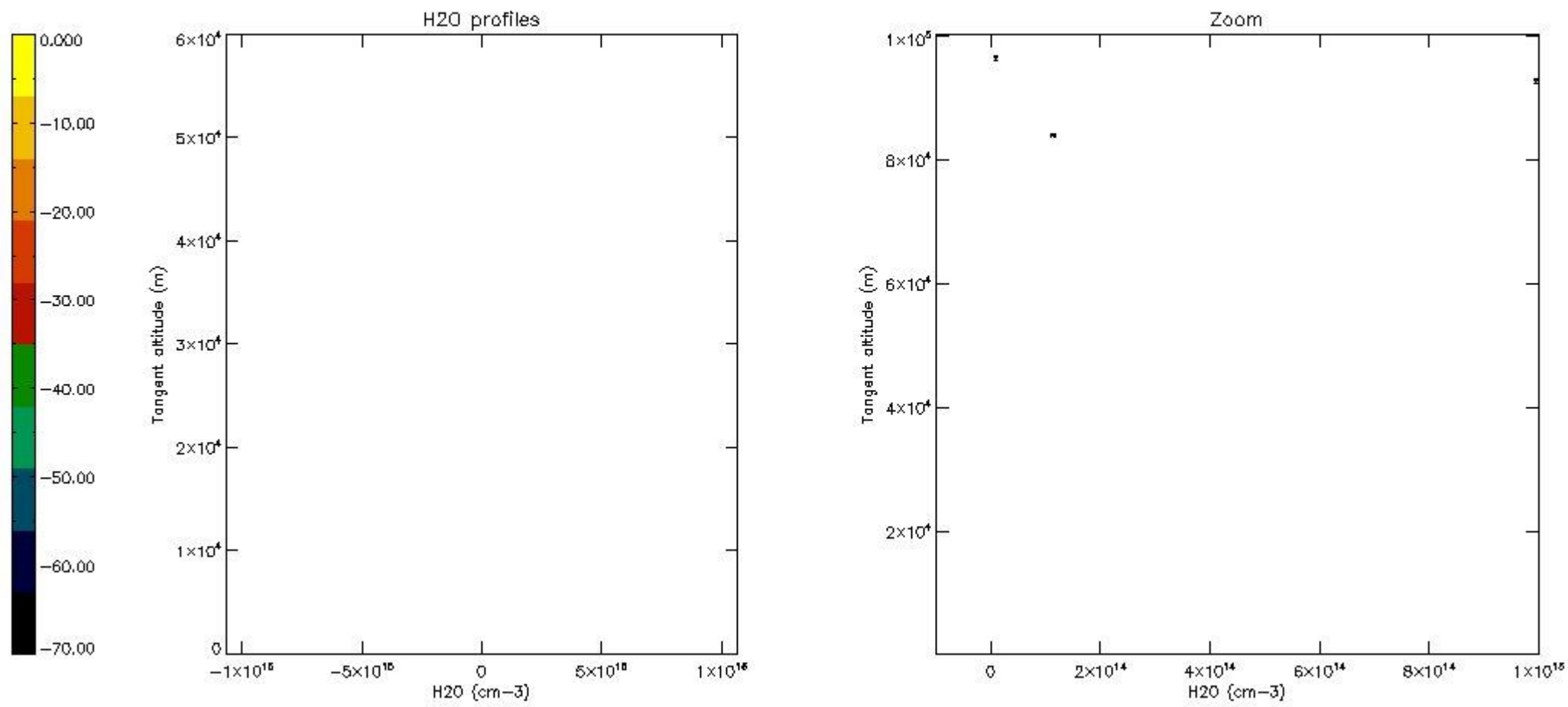
5.7 Plot NO3 profiles for all STD (dark without errors)

The colorbar represents the latitude.



5.8 Plot H2O profiles for all STD (only for occultations of stars 1,2,3,4,13,14,16,26,63 dark without errors)

The colorbar represents the latitude.



6. Auxiliary Data Files used for the production reported in section 2

The number reported in the third column indicates since which file (see list in section 2) the corresponding auxiliary file has been used. The fourth column is the date of those product files.

Type	Auxiliary Filename	Used since product	Used since product date
INST_PHYS_CHARACTERISTICS	GOM_INS_AXVIEC20091111_143220_20030716_120000_20500101_000000	1	12-MAY-2011 00:00:16
LEVEL-2_PROC_CONFIG	GOM_PR2_AXVIEC20091111_152718_20020301_000000_20500101_000000	1	12-MAY-2011 00:00:16
CROSS_SECTIONS_FILE	GOM_CRS_AXVIEC20091111_154832_20020301_000000_20500101_000000	1	12-MAY-2011 00:00:16

GOMOS Level 2 Daily Report

SUMMARY

[1. General Info](#)

[2. Summary of processed GOM_NL_2P products](#)

[3. Level 2 Quality information per product](#)

[3.1 Plot of level 2 quality information per product \(time dependant\)](#)

[3.2 Plot of level 2 quality information per product \(world map\)](#)

[4. Level 1 Quality information per product \(stored on level 2 products\)](#)

[4.1 Plot of level 1 quality information per product \(time dependant\)](#)

[4.1.1 Plot of level 1 quality information per product \(time dependant\): ASCENDING](#)

[4.1.2 Plot of level 1 quality information per product \(time dependant\): DESCENDING](#)

[4.2 Plot of level 1 quality information per product \(world map\)](#)

[4.2.1 Plot of level 1 quality information per product \(world map\): ASCENDING](#)

[4.2.2 Plot of level 1 quality information per product \(world map\): DESCENDING](#)

[5. Ozone profiles based on quality statistics and other trace gas profiles](#)

[5.1 Ozone statistics based on quality of products](#)

[5.2 Plot ozone profiles for all STD \(dark without errors\)](#)

[5.3 Plot ozone profiles where STD < 20% \(dark without errors\)](#)

[5.4. Plot ozone profiles where STD < 10% \(dark without errors\)](#)

[5.5. Plot ozone profiles where STD < 5% \(dark without errors\)](#)

[5.6 Plot NO2 profiles for all STD \(dark without errors\)](#)

[5.7 Plot NO3 profiles for all STD \(dark without errors\)](#)

[5.8 Plot H2O profiles \(only for occultations of stars 1,2,3,4,13,14,16,26,63 dark without errors\) for all STD](#)

[6. Auxiliary Data Files used for the production reported in section 2](#)

This report presents the daily analysis on parameters extracted from GOMOS level 2 data (GOM_NL__2P). It is intended to monitor some important parameters that will impact the quality of these products. A list of level 2 products (and content) that have arrived during the reporting day to the PCF is also given.

Item	Value
Time of report generation	24APR2013 13:30:51
Data source version	GOMOS/6.01
Start time of products	12-05-2011 (12MAY2011 00:00:00)
Stop time of products	13-05-2011 (13MAY2011 00:00:00)
Store outputs in DB	Yes
Nb of level 2 prods	319
Nb of prods with errors	0

2. Summary of processed GOM_NL__2P products.

Nr	Filename	UTC Start time	Limb	Duration	Star Id	Star Name	Star Mag	Star Temp	Nb Meas	Orbit	Prod. error
1	GOM_NL__2PRFIN20110512_000016_000000423102_00232_48091_6361.N1	12-MAY-2011 00:00:16	Dark	42.000	45	Alp Pav	1.9400	26000.	84	48091	No
2	GOM_NL__2PRFIN20110512_000735_000000463102_00232_48091_6362.N1	12-MAY-2011 00:07:35	Straylight	45.500	141	Bet Ara	2.8400	4600.0	91	48091	No
3	GOM_NL__2PRFIN20110512_001000_000000533102_00232_48091_6363.N1	12-MAY-2011 00:10:00	Straylight	52.500	40	The Sco	1.8590	7100.0	105	48091	No
4	GOM_NL__2PRFIN20110512_001151_000000563102_00232_48091_6364.N1	12-MAY-2011 00:11:51	Straylight	55.500	25	35Lam Sco	1.6200	28000.	111	48091	No
5	GOM_NL__2PRFIN20110512_001421_000000543102_00232_48091_6365.N1	12-MAY-2011 00:14:21	Straylight	54.000	75	26Eps Sco	2.2910	4250.0	108	48091	No
6	GOM_NL__2PRFIN20110512_001733_000000633102_00232_48091_6366.N1	12-MAY-2011 00:17:33	Twilight	63.000	16	21Alp Sco	1.0200	3000.0	126	48091	No
7	GOM_NL__2PRFIN20110512_001922_000000563102_00232_48091_6367.N1	12-MAY-2011 00:19:22	Bright	56.000	80	7Del Sco	2.3160	30000.	112	48091	No
8	GOM_NL__2PRFIN20110512_002208_000000393102_00232_48091_6368.N1	12-MAY-2011 00:22:08	Bright	39.000	122	9Alp2Lib	2.7470	9700.0	78	48091	No
9	GOM_NL__2PRFIN20110512_002404_000000413102_00232_48091_6369.N1	12-MAY-2011 00:24:04	Bright	40.500	104	27Bet Lib	2.6140	13100.	81	48091	No
10	GOM_NL__2PRFIN20110512_002938_000000473102_00232_48091_6370.N1	12-MAY-2011 00:29:38	Bright	47.000	102	24Alp Ser	2.6000	4250.0	94	48091	No
11	GOM_NL__2PRFIN20110512_003232_000000383102_00232_48091_6371.N1	12-MAY-2011 00:32:32	Bright	37.500	3	16Alp Boo	-0.050000	4250.0	75	48091	No
12	GOM_NL__2PRFIN20110512_003508_000000423102_00232_48091_6372.N1	12-MAY-2011 00:35:08	Bright	42.000	83		2.3780	11000.	84	48091	No
13	GOM_NL__2PRFIN20110512_003815_000000383102_00232_48091_6373.N1	12-MAY-2011 00:38:15	Bright	38.000	180	27Gam Boo	3.0400	8000.0	76	48091	No
14	GOM_NL__2PRFIN20110512_004708_000000623102_00232_48091_6374.N1	12-MAY-2011 00:47:08	Bright	62.000	119	14Eta Dra	2.7270	4700.0	124	48091	No
15	GOM_NL__2PRFIN20110512_005758_000000433102_00232_48091_6375.N1	12-MAY-2011 00:57:58	Bright	43.000	89	5Alp Cep	2.4510	8000.0	86	48091	No
16	GOM_NL__2PRFIN20110512_010114_000000383102_00232_48091_6376.N1	12-MAY-2011 01:01:14	Bright	37.500	74	11Bet Cas	2.2680	6600.0	75	48091	No
17	GOM_NL__2PRFIN20110512_011115_000000553102_00232_48091_6377.N1	12-MAY-2011 01:11:15	Twilight	55.000	93	53Bet Peg	2.5200	3100.0	110	48091	No
18	GOM_NL__2PRFIN20110512_011417_000000413102_00232_48091_6378.N1	12-MAY-2011 01:14:17	Twilight	41.000	140	88Gam Peg	2.8340	26000.	82	48091	No
19	GOM_NL__2PRFIN20110512_011543_000000493102_00232_48091_6379.N1	12-MAY-2011 01:15:43	Dark	48.500	90	54Alp Peg	2.4870	11000.	97	48091	No
20	GOM_NL__2PRFIN20110512_012906_000000483102_00232_48091_6380.N1	12-MAY-2011 01:29:06	Dark	48.000	18	24Alp PsA	1.1660	9700.0	96	48091	No
21	GOM_NL__2PRFIN20110512_013334_000000453102_00232_48091_6381.N1	12-MAY-2011 01:33:34	Dark	45.000	63	Bet Gru	2.1500	2800.0	90	48091	No
22	GOM_NL__2PRFIN20110512_014031_000000423102_00233_48092_6370.N1	12-MAY-2011 01:40:31	Dark	42.000	45	Alp Pav	1.9400	26000.	84	48092	No
23	GOM_NL__2PRFIN20110512_014749_000000423102_00233_48092_6371.N1	12-MAY-2011 01:47:49	Straylight	42.000	141	Bet Ara	2.8400	4600.0	84	48092	No
24	GOM_NL__2PRFIN20110512_015014_000000503102_00233_48092_6372.N1	12-MAY-2011 01:50:14	Straylight	49.500	40	The Sco	1.8590	7100.0	99	48092	No
25	GOM_NL__2PRFIN20110512_015205_000000553102_00233_48092_6373.N1	12-MAY-2011 01:52:05	Straylight	54.500	25	35Lam Sco	1.6200	28000.	109	48092	No
26	GOM_NL__2PRFIN20110512_015435_000000563102_00233_48092_6374.N1	12-MAY-2011 01:54:35	Straylight	55.500	75	26Eps Sco	2.2910	4250.0	111	48092	No
27	GOM_NL__2PRFIN20110512_015748_000000693102_00233_48092_6375.N1	12-MAY-2011 01:57:48	Twilight	69.000	16	21Alp Sco	1.0200	3000.0	138	48092	No
28	GOM_NL__2PRFIN20110512_015936_000000583102_00233_48092_6376.N1	12-MAY-2011 01:59:36	Bright	58.000	80	7Del Sco	2.3160	30000.	116	48092	No
29	GOM_NL__2PRFIN20110512_020222_000000403102_00233_48092_6377.N1	12-MAY-2011 02:02:22	Bright	40.000	122	9Alp2Lib	2.7470	9700.0	80	48092	No
30	GOM_NL__2PRFIN20110512_020417_000000423102_00233_48092_6378.N1	12-MAY-2011 02:04:17	Bright	41.500	104	27Bet Lib	2.6140	13100.	83	48092	No
31	GOM_NL__2PRFIN20110512_020952_000000483102_00233_48092_6379.N1	12-MAY-2011 02:09:52	Bright	47.500	102	24Alp Ser	2.6000	4250.0	95	48092	No
32	GOM_NL__2PRFIN20110512_021246_000000383102_00233_48092_6380.N1	12-MAY-2011 02:12:46	Bright	38.000	3	16Alp Boo	-0.050000	4250.0	76	48092	No
33	GOM_NL__2PRFIN20110512_021522_000000403102_00233_48092_6381.N1	12-MAY-2011 02:15:22	Bright	39.500	83		2.3780	11000.	79	48092	No
34	GOM_NL__2PRFIN20110512_021828_000000423102_00233_48092_6382.N1	12-MAY-2011 02:18:28	Bright	42.000	180	27Gam Boo	3.0400	8000.0	84	48092	No
35	GOM_NL__2PRFIN20110512_022721_000000423102_00233_48092_6383.N1	12-MAY-2011 02:27:21	Bright	42.000	119	14Eta Dra	2.7270	4700.0	84	48092	No
36	GOM_NL__2PRFIN20110512_023812_000000443102_00233_48092_6384.N1	12-MAY-2011 02:38:12	Bright	44.000	89	5Alp Cep	2.4510	8000.0	88	48092	No
37	GOM_NL__2PRFIN20110512_024128_000000373102_00233_48092_6385.N1	12-MAY-2011 02:41:28	Bright	37.000	74	11Bet Cas	2.2680	6600.0	74	48092	No
38	GOM_NL__2PRFIN20110512_025129_000000563102_00233_48092_6386.N1	12-MAY-2011 02:51:29	Twilight	55.500	93	53Bet Peg	2.5200	3100.0	111	48092	No
39	GOM_NL__2PRFIN20110512_025431_000000423102_00233_48092_6387.N1	12-MAY-2011 02:54:31	Twilight	41.500	140	88Gam Peg	2.8340	26000.	83	48092	No
40	GOM_NL__2PRFIN20110512_025558_000000533102_00233_48092_6388.N1	12-MAY-2011 02:55:58	Dark	52.500	90	54Alp Peg	2.4870	11000.	105	48092	No
41	GOM_NL__2PRFIN20110512_030921_000000483102_00233_48092_6389.N1	12-MAY-2011 03:09:21	Dark	48.000	18	24Alp PsA	1.1660	9700.0	96	48092	No
42	GOM_NL__2PRFIN20110512_031348_000000463102_00233_48092_6390.N1	12-MAY-2011 03:13:48	Dark	45.500	63	Bet Gru	2.1500	2800.0	91	48092	No

43	GOM_NL__2PRFIN20110512_031511_000000443102_00233_48092_6391.N1	12-MAY-2011 03:15:11	Dark	43.500	31	Alp Gru	1.7340	15200.	87	48092	No
44	GOM_NL__2PRFIN20110512_032045_000000423102_00234_48093_6378.N1	12-MAY-2011 03:20:45	Dark	41.500	45	Alp Pav	1.9400	26000.	83	48093	No
45	GOM_NL__2PRFIN20110512_032804_000000503102_00234_48093_6379.N1	12-MAY-2011 03:28:04	Straylight	50.000	141	Bet Ara	2.8400	4600.0	100	48093	No
46	GOM_NL__2PRFIN20110512_033029_000000563102_00234_48093_6380.N1	12-MAY-2011 03:30:29	Straylight	55.500	40	The Sco	1.8590	7100.0	111	48093	No
47	GOM_NL__2PRFIN20110512_033220_000000573102_00234_48093_6381.N1	12-MAY-2011 03:32:20	Straylight	57.000	25	35Lam Sco	1.6200	28000.	114	48093	No
48	GOM_NL__2PRFIN20110512_033450_000000553102_00234_48093_6382.N1	12-MAY-2011 03:34:50	Straylight	55.000	75	26Eps Sco	2.2910	4250.0	110	48093	No
49	GOM_NL__2PRFIN20110512_033802_000000663102_00234_48093_6383.N1	12-MAY-2011 03:38:02	Tw_i_and_stray	66.000	16	21Alp Sco	1.0200	3000.0	132	48093	No
50	GOM_NL__2PRFIN20110512_033951_000000563102_00234_48093_6384.N1	12-MAY-2011 03:39:51	Bright	56.000	80	7Del Sco	2.3160	30000.	112	48093	No
51	GOM_NL__2PRFIN20110512_034236_000000403102_00234_48093_6385.N1	12-MAY-2011 03:42:36	Bright	39.500	122	9Alp2Lib	2.7470	9700.0	79	48093	No
52	GOM_NL__2PRFIN20110512_034431_000000423102_00234_48093_6386.N1	12-MAY-2011 03:44:31	Bright	42.000	104	27Bet Lib	2.6140	13100.	84	48093	No
53	GOM_NL__2PRFIN20110512_035005_000000473102_00234_48093_6387.N1	12-MAY-2011 03:50:05	Bright	47.000	102	24Alp Ser	2.6000	4250.0	94	48093	No
54	GOM_NL__2PRFIN20110512_035300_000000383102_00234_48093_6388.N1	12-MAY-2011 03:53:00	Bright	37.500	3	16Alp Boo	-0.050000	4250.0	75	48093	No
55	GOM_NL__2PRFIN20110512_035536_000000433102_00234_48093_6389.N1	12-MAY-2011 03:55:36	Bright	42.500	83		2.3780	11000.	85	48093	No
56	GOM_NL__2PRFIN20110512_035842_000000393102_00234_48093_6390.N1	12-MAY-2011 03:58:42	Bright	38.500	180	27Gam Boo	3.0400	8000.0	77	48093	No
57	GOM_NL__2PRFIN20110512_040735_000000413102_00234_48093_6391.N1	12-MAY-2011 04:07:35	Bright	41.000	119	14Eta Dra	2.7270	4700.0	82	48093	No
58	GOM_NL__2PRFIN20110512_041826_000000453102_00234_48093_6392.N1	12-MAY-2011 04:18:26	Bright	44.500	89	5Alp Cep	2.4510	8000.0	89	48093	No
59	GOM_NL__2PRFIN20110512_042141_000000553102_00234_48093_6393.N1	12-MAY-2011 04:21:41	Bright	55.000	74	11Bet Cas	2.2680	6600.0	110	48093	No
60	GOM_NL__2PRFIN20110512_043143_000000553102_00234_48093_6394.N1	12-MAY-2011 04:31:43	Tw_i_and_stray	55.000	93	53Bet Peg	2.5200	3100.0	110	48093	No
61	GOM_NL__2PRFIN20110512_043446_000000423102_00234_48093_6395.N1	12-MAY-2011 04:34:46	Twilight	42.000	140	88Gam Peg	2.8340	26000.	84	48093	No
62	GOM_NL__2PRFIN20110512_043612_000000533102_00234_48093_6396.N1	12-MAY-2011 04:36:12	Dark	52.500	90	54Alp Peg	2.4870	11000.	105	48093	No
63	GOM_NL__2PRFIN20110512_044936_000000473102_00234_48093_6397.N1	12-MAY-2011 04:49:36	Dark	47.000	18	24Alp PsA	1.1660	9700.0	94	48093	No
64	GOM_NL__2PRFIN20110512_045403_000000563102_00234_48093_6398.N1	12-MAY-2011 04:54:03	Dark	56.000	63	Bet Gru	2.1500	2800.0	112	48093	No
65	GOM_NL__2PRFIN20110512_045526_000000443102_00234_48093_6399.N1	12-MAY-2011 04:55:26	Dark	44.000	31	Alp Gru	1.7340	15200.	88	48093	No
66	GOM_NL__2PRFIN20110512_050100_000000433102_00235_48094_6411.N1	12-MAY-2011 05:01:00	Dark	42.500	45	Alp Pav	1.9400	26000.	85	48094	No
67	GOM_NL__2PRFIN20110512_050818_000000473102_00235_48094_6412.N1	12-MAY-2011 05:08:18	Straylight	46.500	141	Bet Ara	2.8400	4600.0	93	48094	No
68	GOM_NL__2PRFIN20110512_051044_000000543102_00235_48094_6413.N1	12-MAY-2011 05:10:44	Straylight	53.500	40	The Sco	1.8590	7100.0	107	48094	No
69	GOM_NL__2PRFIN20110512_051235_000000553102_00235_48094_6414.N1	12-MAY-2011 05:12:35	Straylight	55.000	25	35Lam Sco	1.6200	28000.	110	48094	No
70	GOM_NL__2PRFIN20110512_051504_000000543102_00235_48094_6415.N1	12-MAY-2011 05:15:04	Straylight	53.500	75	26Eps Sco	2.2910	4250.0	107	48094	No
71	GOM_NL__2PRFIN20110512_051816_000000623102_00235_48094_6416.N1	12-MAY-2011 05:18:16	Tw_i_and_stray	62.000	16	21Alp Sco	1.0200	3000.0	124	48094	No
72	GOM_NL__2PRFIN20110512_052005_000000563102_00235_48094_6417.N1	12-MAY-2011 05:20:05	Bright	55.500	80	7Del Sco	2.3160	30000.	111	48094	No
73	GOM_NL__2PRFIN20110512_052251_000000403102_00235_48094_6418.N1	12-MAY-2011 05:22:51	Bright	39.500	122	9Alp2Lib	2.7470	9700.0	79	48094	No
74	GOM_NL__2PRFIN20110512_052446_000000403102_00235_48094_6419.N1	12-MAY-2011 05:24:46	Bright	39.500	104	27Bet Lib	2.6140	13100.	79	48094	No
75	GOM_NL__2PRFIN20110512_053019_000000473102_00235_48094_6420.N1	12-MAY-2011 05:30:19	Bright	47.000	102	24Alp Ser	2.6000	4250.0	94	48094	No
76	GOM_NL__2PRFIN20110512_053315_000000373102_00235_48094_6421.N1	12-MAY-2011 05:33:15	Bright	37.000	3	16Alp Boo	-0.050000	4250.0	74	48094	No
77	GOM_NL__2PRFIN20110512_053549_000000403102_00235_48094_6422.N1	12-MAY-2011 05:35:49	Bright	40.000	83		2.3780	11000.	80	48094	No
78	GOM_NL__2PRFIN20110512_053856_000000373102_00235_48094_6423.N1	12-MAY-2011 05:38:56	Bright	36.500	180	27Gam Boo	3.0400	8000.0	73	48094	No
79	GOM_NL__2PRFIN20110512_054748_000000423102_00235_48094_6424.N1	12-MAY-2011 05:47:48	Bright	41.500	119	14Eta Dra	2.7270	4700.0	83	48094	No
80	GOM_NL__2PRFIN20110512_055839_000000443102_00235_48094_6425.N1	12-MAY-2011 05:58:39	Bright	44.000	89	5Alp Cep	2.4510	8000.0	88	48094	No
81	GOM_NL__2PRFIN20110512_060156_000000553102_00235_48094_6426.N1	12-MAY-2011 06:01:56	Bright	55.000	74	11Bet Cas	2.2680	6600.0	110	48094	No
82	GOM_NL__2PRFIN20110512_061158_000000623102_00235_48094_6427.N1	12-MAY-2011 06:11:58	Tw_i_and_stray	62.000	93	53Bet Peg	2.5200	3100.0	124	48094	No
83	GOM_NL__2PRFIN20110512_061500_000000423102_00235_48094_6428.N1	12-MAY-2011 06:15:00	Twilight	41.500	140	88Gam Peg	2.8340	26000.	83	48094	No
84	GOM_NL__2PRFIN20110512_061627_000000523102_00235_48094_6429.N1	12-MAY-2011 06:16:27	Dark	52.000	90	54Alp Peg	2.4870	11000.	104	48094	No
85	GOM_NL__2PRFIN20110512_062951_000000583102_00235_48094_6430.N1	12-MAY-2011 06:29:51	Dark	57.500	18	24Alp PsA	1.1660	9700.0	115	48094	No
86	GOM_NL__2PRFIN20110512_063418_000000573102_00235_48094_6431.N1	12-MAY-2011 06:34:18	Dark	57.000	63	Bet Gru	2.1500	2800.0	114	48094	No
87	GOM_NL__2PRFIN20110512_063541_000000443102_00235_48094_6432.N1	12-MAY-2011 06:35:41	Dark	43.500	31	Alp Gru	1.7340	15200.	87	48094	No
88	GOM_NL__2PRFIN20110512_064115_000000433102_00236_48095_6423.N1	12-MAY-2011 06:41:15	Dark	42.500	45	Alp Pav	1.9400	26000.	85	48095	No
89	GOM_NL__2PRFIN20110512_064833_000000443102_00236_48095_6424.N1	12-MAY-2011 06:48:33	Straylight	43.500	141	Bet Ara	2.8400	4600.0	87	48095	No
90	GOM_NL__2PRFIN20110512_065059_000000533102_00236_48095_6425.N1	12-MAY-2011 06:50:59	Straylight	52.500	40	The Sco	1.8590	7100.0	105	48095	No
91	GOM_NL__2PRFIN20110512_065250_000000553102_00236_48095_6426.N1	12-MAY-2011 06:52:50	Straylight	55.000	25	35Lam Sco	1.6200	28000.	110	48095	No
92	GOM_NL__2PRFIN20110512_065519_000000583102_00236_48095_6427.N1	12-MAY-2011 06:55:19	Straylight	57.500	75	26Eps Sco	2.2910	4250.0	115	48095	No
93	GOM_NL__2PRFIN20110512_065831_000000583102_00236_48095_6428.N1	12-MAY-2011 06:58:31	Tw_i_and_stray	58.000	16	21Alp Sco	1.0200	3000.0	116	48095	No
94	GOM_NL__2PRFIN20110512_070019_000000643102_00236_48095_6429.N1	12-MAY-2011 07:00:19	Bright	64.000	80	7Del Sco	2.3160	30000.	128	48095	No
95	GOM_NL__2PRFIN20110512_070305_000000393102_00236_48095_6430.N1	12-MAY-2011 07:03:05	Bright	39.000	122	9Alp2Lib	2.7470	9700.0	78	48095	No
96	GOM_NL__2PRFIN20110512_070500_000000413102_00236_48095_6431.N1	12-MAY-2011 07:05:00	Bright	40.500	104	27Bet Lib	2.6140	13100.	81	48095	No
97	GOM_NL__2PRFIN20110512_071033_000000473102_00236_48095_6432.N1	12-MAY-2011 07:10:33	Bright	47.000	102	24Alp Ser	2.6000	4250.0	94	48095	No
98	GOM_NL__2PRFIN20110512_071328_000000383102_00236_48095_6433.N1	12-MAY-2011 07:13:28	Bright	37.500	3	16Alp Boo	-0.050000	4250.0	75	48095	No
99	GOM_NL__2PRFIN20110512_071603_000000413102_00236_48095_6434.N1	12-MAY-2011 07:16:03	Bright	40.500	83		2.3780	11000.	81	48095	No
100	GOM_NL__2PRFIN20110512_071910_000000433102_00236_48095_6435.N1	12-MAY-2011 07:19:10	Bright	43.000	180	27Gam Boo	3.0400	8000.0	86	48095	No
101	GOM_NL__2PRFIN20110512_072802_000000443102_00236_48095_6436.N1	12-MAY-2011 07:28:02	Bright	43.500	119	14Eta Dra	2.7270	4700.0	87	48095	No

102	GOM_NL__2PRFIN20110512_073853_000000433102_00236_48095_6437.N1	12-MAY-2011 07:38:53	Bright	42.500	89	5Alp Cep	2.4510	8000.0	85	48095	No
103	GOM_NL__2PRFIN20110512_074209_000000373102_00236_48095_6438.N1	12-MAY-2011 07:42:09	Bright	37.000	74	11Bet Cas	2.2680	6600.0	74	48095	No
104	GOM_NL__2PRFIN20110512_075212_000000573102_00236_48095_6439.N1	12-MAY-2011 07:52:12	Twilight	56.500	93	53Bet Peg	2.5200	3100.0	113	48095	No
105	GOM_NL__2PRFIN20110512_075514_000000433102_00236_48095_6440.N1	12-MAY-2011 07:55:14	Twilight	43.000	140	88Gam Peg	2.8340	26000.	86	48095	No
106	GOM_NL__2PRFIN20110512_075641_000000513102_00236_48095_6441.N1	12-MAY-2011 07:56:41	Dark	51.000	90	54Alp Peg	2.4870	11000.	102	48095	No
107	GOM_NL__2PRFIN20110512_081006_000000483102_00236_48095_6442.N1	12-MAY-2011 08:10:06	Dark	48.000	18	24Alp PsA	1.1660	9700.0	96	48095	No
108	GOM_NL__2PRFIN20110512_081432_000000473102_00236_48095_6443.N1	12-MAY-2011 08:14:32	Dark	47.000	63	Bet Gru	2.1500	2800.0	94	48095	No
109	GOM_NL__2PRFIN20110512_081555_000000453102_00236_48095_6444.N1	12-MAY-2011 08:15:55	Dark	44.500	31	Alp Gru	1.7340	15200.	89	48095	No
110	GOM_NL__2PRFIN20110512_082130_000000433102_00237_48096_6457.N1	12-MAY-2011 08:21:30	Dark	43.000	45	Alp Pav	1.9400	26000.	86	48096	No
111	GOM_NL__2PRFIN20110512_082847_000000433102_00237_48096_6458.N1	12-MAY-2011 08:28:47	Straylight	43.000	141	Bet Ara	2.8400	4600.0	86	48096	No
112	GOM_NL__2PRFIN20110512_083113_000000533102_00237_48096_6459.N1	12-MAY-2011 08:31:13	Straylight	53.000	40	The Sco	1.8590	7100.0	106	48096	No
113	GOM_NL__2PRFIN20110512_083304_000000543102_00237_48096_6460.N1	12-MAY-2011 08:33:04	Straylight	54.000	25	35Lam Sco	1.6200	28000.	108	48096	No
114	GOM_NL__2PRFIN20110512_083533_000000553102_00237_48096_6461.N1	12-MAY-2011 08:35:33	Straylight	55.000	75	26Eps Sco	2.2910	4250.0	110	48096	No
115	GOM_NL__2PRFIN20110512_083845_000000633102_00237_48096_6462.N1	12-MAY-2011 08:38:45	Twilight	63.000	16	21Alp Sco	1.0200	3000.0	126	48096	No
116	GOM_NL__2PRFIN20110512_084034_000000583102_00237_48096_6463.N1	12-MAY-2011 08:40:34	Bright	57.500	80	7Del Sco	2.3160	30000.	115	48096	No
117	GOM_NL__2PRFIN20110512_084319_000000403102_00237_48096_6464.N1	12-MAY-2011 08:43:19	Bright	39.500	122	9Alp2Lib	2.7470	9700.0	79	48096	No
118	GOM_NL__2PRFIN20110512_084514_000000423102_00237_48096_6465.N1	12-MAY-2011 08:45:14	Bright	41.500	104	27Bet Lib	2.6140	13100.	83	48096	No
119	GOM_NL__2PRFIN20110512_085047_000000473102_00237_48096_6466.N1	12-MAY-2011 08:50:47	Bright	46.500	102	24Alp Ser	2.6000	4250.0	93	48096	No
120	GOM_NL__2PRFIN20110512_085342_000000383102_00237_48096_6467.N1	12-MAY-2011 08:53:42	Bright	38.000	3	16Alp Boo	-0.050000	4250.0	76	48096	No
121	GOM_NL__2PRFIN20110512_085617_000000423102_00237_48096_6468.N1	12-MAY-2011 08:56:17	Bright	42.000	83		2.3780	11000.	84	48096	No
122	GOM_NL__2PRFIN20110512_085924_000000383102_00237_48096_6469.N1	12-MAY-2011 08:59:24	Bright	37.500	180	27Gam Boo	3.0400	8000.0	75	48096	No
123	GOM_NL__2PRFIN20110512_090815_000000433102_00237_48096_6470.N1	12-MAY-2011 09:08:15	Bright	42.500	119	14Eta Dra	2.7270	4700.0	85	48096	No
124	GOM_NL__2PRFIN20110512_091906_000000513102_00237_48096_6471.N1	12-MAY-2011 09:19:06	Bright	50.500	89	5Alp Cep	2.4510	8000.0	101	48096	No
125	GOM_NL__2PRFIN20110512_092224_000000373102_00237_48096_6472.N1	12-MAY-2011 09:22:24	Bright	37.000	74	11Bet Cas	2.2680	6600.0	74	48096	No
126	GOM_NL__2PRFIN20110512_093226_000000673102_00237_48096_6473.N1	12-MAY-2011 09:32:26	Twilight	67.000	93	53Bet Peg	2.5200	3100.0	134	48096	No
127	GOM_NL__2PRFIN20110512_093529_000000403102_00237_48096_6474.N1	12-MAY-2011 09:35:29	Twilight	40.000	140	88Gam Peg	2.8340	26000.	80	48096	No
128	GOM_NL__2PRFIN20110512_093656_000000513102_00237_48096_6475.N1	12-MAY-2011 09:36:56	Dark	51.000	90	54Alp Peg	2.4870	11000.	102	48096	No
129	GOM_NL__2PRFIN20110512_095020_000000533102_00237_48096_6476.N1	12-MAY-2011 09:50:20	Dark	53.000	18	24Alp PsA	1.1660	9700.0	106	48096	No
130	GOM_NL__2PRFIN20110512_095447_000000573102_00237_48096_6477.N1	12-MAY-2011 09:54:47	Dark	57.000	63	Bet Gru	2.1500	2800.0	114	48096	No
131	GOM_NL__2PRFIN20110512_095610_000000423102_00237_48096_6478.N1	12-MAY-2011 09:56:10	Dark	42.000	31	Alp Gru	1.7340	15200.	84	48096	No
132	GOM_NL__2PRFIN20110512_100144_000000433102_00238_48097_6484.N1	12-MAY-2011 10:01:44	Dark	43.000	45	Alp Pav	1.9400	26000.	86	48097	No
133	GOM_NL__2PRFIN20110512_100902_000000463102_00238_48097_6485.N1	12-MAY-2011 10:09:02	Straylight	46.000	141	Bet Ara	2.8400	4600.0	92	48097	No
134	GOM_NL__2PRFIN20110512_101128_000000533102_00238_48097_6486.N1	12-MAY-2011 10:11:28	Straylight	52.500	40	The Sco	1.8590	7100.0	105	48097	No
135	GOM_NL__2PRFIN20110512_101319_000000543102_00238_48097_6487.N1	12-MAY-2011 10:13:19	Straylight	54.000	25	35Lam Sco	1.6200	28000.	108	48097	No
136	GOM_NL__2PRFIN20110512_101547_000000523102_00238_48097_6488.N1	12-MAY-2011 10:15:47	Straylight	51.500	75	26Eps Sco	2.2910	4250.0	103	48097	No
137	GOM_NL__2PRFIN20110512_101900_000000563102_00238_48097_6489.N1	12-MAY-2011 10:19:00	Twilight	56.000	16	21Alp Sco	1.0200	3000.0	112	48097	No
138	GOM_NL__2PRFIN20110512_102048_000000573102_00238_48097_6490.N1	12-MAY-2011 10:20:48	Bright	56.500	80	7Del Sco	2.3160	30000.	113	48097	No
139	GOM_NL__2PRFIN20110512_102333_000000393102_00238_48097_6491.N1	12-MAY-2011 10:23:33	Bright	39.000	122	9Alp2Lib	2.7470	9700.0	78	48097	No
140	GOM_NL__2PRFIN20110512_102528_000000423102_00238_48097_6492.N1	12-MAY-2011 10:25:28	Bright	42.000	104	27Bet Lib	2.6140	13100.	84	48097	No
141	GOM_NL__2PRFIN20110512_103100_000000473102_00238_48097_6493.N1	12-MAY-2011 10:31:00	Bright	46.500	102	24Alp Ser	2.6000	4250.0	93	48097	No
142	GOM_NL__2PRFIN20110512_103356_000000373102_00238_48097_6494.N1	12-MAY-2011 10:33:56	Bright	37.000	3	16Alp Boo	-0.050000	4250.0	74	48097	No
143	GOM_NL__2PRFIN20110512_103631_000000403102_00238_48097_6495.N1	12-MAY-2011 10:36:31	Bright	39.500	83		2.3780	11000.	79	48097	No
144	GOM_NL__2PRFIN20110512_103937_000000373102_00238_48097_6496.N1	12-MAY-2011 10:39:37	Bright	36.500	180	27Gam Boo	3.0400	8000.0	73	48097	No
145	GOM_NL__2PRFIN20110512_104829_000000623102_00238_48097_6497.N1	12-MAY-2011 10:48:29	Bright	62.000	119	14Eta Dra	2.7270	4700.0	124	48097	No
146	GOM_NL__2PRFIN20110512_105920_000000453102_00238_48097_6498.N1	12-MAY-2011 10:59:20	Bright	44.500	89	5Alp Cep	2.4510	8000.0	89	48097	No
147	GOM_NL__2PRFIN20110512_110237_000000493102_00238_48097_6499.N1	12-MAY-2011 11:02:37	Bright	48.500	74	11Bet Cas	2.2680	6600.0	97	48097	No
148	GOM_NL__2PRFIN20110512_111240_000000623102_00238_48097_6500.N1	12-MAY-2011 11:12:40	Twilight	61.500	93	53Bet Peg	2.5200	3100.0	123	48097	No
149	GOM_NL__2PRFIN20110512_111543_000000423102_00238_48097_6501.N1	12-MAY-2011 11:15:43	Twilight	41.500	140	88Gam Peg	2.8340	26000.	83	48097	No
150	GOM_NL__2PRFIN20110512_111710_000000533102_00238_48097_6502.N1	12-MAY-2011 11:17:10	Dark	53.000	90	54Alp Peg	2.4870	11000.	106	48097	No
151	GOM_NL__2PRFIN20110512_113035_000000503102_00238_48097_6503.N1	12-MAY-2011 11:30:35	Dark	50.000	18	24Alp PsA	1.1660	9700.0	100	48097	No
152	GOM_NL__2PRFIN20110512_113502_000000473102_00238_48097_6504.N1	12-MAY-2011 11:35:02	Dark	46.500	63	Bet Gru	2.1500	2800.0	93	48097	No
153	GOM_NL__2PRFIN20110512_113625_000000463102_00238_48097_6505.N1	12-MAY-2011 11:36:25	Dark	46.000	31	Alp Gru	1.7340	15200.	92	48097	No
154	GOM_NL__2PRFIN20110512_114159_000000413102_00239_48098_6506.N1	12-MAY-2011 11:41:59	Dark	41.000	45	Alp Pav	1.9400	26000.	82	48098	No
155	GOM_NL__2PRFIN20110512_114916_000000453102_00239_48098_6507.N1	12-MAY-2011 11:49:16	Straylight	44.500	141	Bet Ara	2.8400	4600.0	89	48098	No
156	GOM_NL__2PRFIN20110512_115143_000000533102_00239_48098_6508.N1	12-MAY-2011 11:51:43	Straylight	53.000	40	The Sco	1.8590	7100.0	106	48098	No
157	GOM_NL__2PRFIN20110512_115334_000000573102_00239_48098_6509.N1	12-MAY-2011 11:53:34	Straylight	56.500	25	35Lam Sco	1.6200	28000.	113	48098	No
158	GOM_NL__2PRFIN20110512_115602_000000583102_00239_48098_6510.N1	12-MAY-2011 11:56:02	Straylight	58.000	75	26Eps Sco	2.2910	4250.0	116	48098	No
159	GOM_NL__2PRFIN20110512_115914_000000613102_00239_48098_6511.N1	12-MAY-2011 11:59:14	Twilight	60.500	16	21Alp Sco	1.0200	3000.0	121	48098	No
160	GOM_NL__2PRFIN20110512_120102_000000523102_00239_48098_6512.N1	12-MAY-2011 12:01:02	Bright	51.500	80	7Del Sco	2.3160	30000.	103	48098	No

161	GOM_NL__2PRFIN20110512_120347_000000393102_00239_48098_6513.N1	12-MAY-2011 12:03:47	Bright	38.500	122	9Alp2Lib	2.7470	9700.0	77	48098	No
162	GOM_NL__2PRFIN20110512_120542_000000423102_00239_48098_6514.N1	12-MAY-2011 12:05:42	Bright	41.500	104	27Bet Lib	2.6140	13100.	83	48098	No
163	GOM_NL__2PRFIN20110512_121114_000000463102_00239_48098_6515.N1	12-MAY-2011 12:11:14	Bright	46.000	102	24Alp Ser	2.6000	4250.0	92	48098	No
164	GOM_NL__2PRFIN20110512_121410_000000373102_00239_48098_6516.N1	12-MAY-2011 12:14:10	Bright	36.500	3	16Alp Boo	-0.050000	4250.0	73	48098	No
165	GOM_NL__2PRFIN20110512_121645_000000403102_00239_48098_6517.N1	12-MAY-2011 12:16:45	Bright	40.000	83		2.3780	11000.	80	48098	No
166	GOM_NL__2PRFIN20110512_121951_000000373102_00239_48098_6518.N1	12-MAY-2011 12:19:51	Bright	37.000	180	27Gam Boo	3.0400	8000.0	74	48098	No
167	GOM_NL__2PRFIN20110512_122842_000000423102_00239_48098_6519.N1	12-MAY-2011 12:28:42	Bright	42.000	119	14Eta Dra	2.7270	4700.0	84	48098	No
168	GOM_NL__2PRFIN20110512_123934_000000423102_00239_48098_6520.N1	12-MAY-2011 12:39:34	Bright	42.000	89	5Alp Cep	2.4510	8000.0	84	48098	No
169	GOM_NL__2PRFIN20110512_124251_000000373102_00239_48098_6521.N1	12-MAY-2011 12:42:51	Bright	36.500	74	11Bet Cas	2.2680	6600.0	73	48098	No
170	GOM_NL__2PRFIN20110512_125254_000000593102_00239_48098_6522.N1	12-MAY-2011 12:52:54	Twilight	59.000	93	53Bet Peg	2.5200	3100.0	118	48098	No
171	GOM_NL__2PRFIN20110512_125557_000000423102_00239_48098_6523.N1	12-MAY-2011 12:55:57	Twilight	42.000	140	88Gam Peg	2.8340	26000.	84	48098	No
172	GOM_NL__2PRFIN20110512_125724_000000523102_00239_48098_6524.N1	12-MAY-2011 12:57:24	Dark	52.000	90	54Alp Peg	2.4870	11000.	104	48098	No
173	GOM_NL__2PRFIN20110512_131050_000000513102_00239_48098_6525.N1	12-MAY-2011 13:10:50	Dark	50.500	18	24Alp PsA	1.1660	9700.0	101	48098	No
174	GOM_NL__2PRFIN20110512_131516_000000573102_00239_48098_6526.N1	12-MAY-2011 13:15:16	Dark	56.500	63	Bet Gru	2.1500	2800.0	113	48098	No
175	GOM_NL__2PRFIN20110512_131640_000000503102_00239_48098_6527.N1	12-MAY-2011 13:16:40	Dark	50.000	31	Alp Gru	1.7340	15200.	100	48098	No
176	GOM_NL__2PRFIN20110512_132214_000000443102_00240_48099_6528.N1	12-MAY-2011 13:22:14	Dark	44.000	45	Alp Pav	1.9400	26000.	88	48099	No
177	GOM_NL__2PRFIN20110512_132931_000000413102_00240_48099_6529.N1	12-MAY-2011 13:29:31	Straylight	40.500	141	Bet Ara	2.8400	4600.0	81	48099	No
178	GOM_NL__2PRFIN20110512_133157_000000513102_00240_48099_6530.N1	12-MAY-2011 13:31:57	Straylight	51.000	40	The Sco	1.8590	7100.0	102	48099	No
179	GOM_NL__2PRFIN20110512_133348_000000533102_00240_48099_6531.N1	12-MAY-2011 13:33:48	Straylight	53.000	25	35Lam Sco	1.6200	28000.	106	48099	No
180	GOM_NL__2PRFIN20110512_133617_000000533102_00240_48099_6532.N1	12-MAY-2011 13:36:17	Straylight	53.000	75	26Eps Sco	2.2910	4250.0	106	48099	No
181	GOM_NL__2PRFIN20110512_133928_000000653102_00240_48099_6533.N1	12-MAY-2011 13:39:28	Twilight	64.500	16	21Alp Sco	1.0200	3000.0	129	48099	No
182	GOM_NL__2PRFIN20110512_134116_000000643102_00240_48099_6534.N1	12-MAY-2011 13:41:16	Bright	63.500	80	7Del Sco	2.3160	30000.	127	48099	No
183	GOM_NL__2PRFIN20110512_134401_000000393102_00240_48099_6535.N1	12-MAY-2011 13:44:01	Bright	38.500	122	9Alp2Lib	2.7470	9700.0	77	48099	No
184	GOM_NL__2PRFIN20110512_134556_000000423102_00240_48099_6536.N1	12-MAY-2011 13:45:56	Bright	42.000	104	27Bet Lib	2.6140	13100.	84	48099	No
185	GOM_NL__2PRFIN20110512_135128_000000463102_00240_48099_6537.N1	12-MAY-2011 13:51:28	Bright	46.000	102	24Alp Ser	2.6000	4250.0	92	48099	No
186	GOM_NL__2PRFIN20110512_135424_000000373102_00240_48099_6538.N1	12-MAY-2011 13:54:24	Bright	37.000	3	16Alp Boo	-0.050000	4250.0	74	48099	No
187	GOM_NL__2PRFIN20110512_135658_000000393102_00240_48099_6539.N1	12-MAY-2011 13:56:58	Bright	39.000	83		2.3780	11000.	78	48099	No
188	GOM_NL__2PRFIN20110512_140005_000000393102_00240_48099_6540.N1	12-MAY-2011 14:00:05	Bright	38.500	180	27Gam Boo	3.0400	8000.0	77	48099	No
189	GOM_NL__2PRFIN20110512_140856_000000433102_00240_48099_6541.N1	12-MAY-2011 14:08:56	Bright	43.000	119	14Eta Dra	2.7270	4700.0	86	48099	No
190	GOM_NL__2PRFIN20110512_141947_000000653102_00240_48099_6542.N1	12-MAY-2011 14:19:47	Bright	65.000	89	5Alp Cep	2.4510	8000.0	130	48099	No
191	GOM_NL__2PRFIN20110512_142305_000000553102_00240_48099_6543.N1	12-MAY-2011 14:23:05	Bright	55.000	74	11Bet Cas	2.2680	6600.0	110	48099	No
192	GOM_NL__2PRFIN20110512_143309_000000673102_00240_48099_6544.N1	12-MAY-2011 14:33:09	Twilight	67.000	93	53Bet Peg	2.5200	3100.0	134	48099	No
193	GOM_NL__2PRFIN20110512_143611_000000413102_00240_48099_6545.N1	12-MAY-2011 14:36:11	Twilight	40.500	140	88Gam Peg	2.8340	26000.	81	48099	No
194	GOM_NL__2PRFIN20110512_143739_000000503102_00240_48099_6546.N1	12-MAY-2011 14:37:39	Dark	49.500	90	54Alp Peg	2.4870	11000.	99	48099	No
195	GOM_NL__2PRFIN20110512_145104_000000493102_00240_48099_6547.N1	12-MAY-2011 14:51:04	Dark	49.000	18	24Alp PsA	1.1660	9700.0	98	48099	No
196	GOM_NL__2PRFIN20110512_145530_000000473102_00240_48099_6548.N1	12-MAY-2011 14:55:30	Dark	46.500	63	Bet Gru	2.1500	2800.0	93	48099	No
197	GOM_NL__2PRFIN20110512_145654_000000423102_00240_48099_6549.N1	12-MAY-2011 14:56:54	Dark	41.500	31	Alp Gru	1.7340	15200.	83	48099	No
198	GOM_NL__2PRFIN20110512_150228_000000423102_00241_48100_6566.N1	12-MAY-2011 15:02:28	Dark	41.500	45	Alp Pav	1.9400	26000.	83	48100	No
199	GOM_NL__2PRFIN20110512_150946_000000413102_00241_48100_6567.N1	12-MAY-2011 15:09:46	Straylight	41.000	141	Bet Ara	2.8400	4600.0	82	48100	No
200	GOM_NL__2PRFIN20110512_151212_000000483102_00241_48100_6568.N1	12-MAY-2011 15:12:12	Straylight	47.500	40	The Sco	1.8590	7100.0	95	48100	No
201	GOM_NL__2PRFIN20110512_151403_000000523102_00241_48100_6569.N1	12-MAY-2011 15:14:03	Straylight	51.500	25	35Lam Sco	1.6200	28000.	103	48100	No
202	GOM_NL__2PRFIN20110512_151631_000000573102_00241_48100_6570.N1	12-MAY-2011 15:16:31	Straylight	57.000	75	26Eps Sco	2.2910	4250.0	114	48100	No
203	GOM_NL__2PRFIN20110512_151942_000000633102_00241_48100_6571.N1	12-MAY-2011 15:19:42	Twilight	63.000	16	21Alp Sco	1.0200	3000.0	126	48100	No
204	GOM_NL__2PRFIN20110512_152130_000000643102_00241_48100_6572.N1	12-MAY-2011 15:21:30	Bright	64.000	80	7Del Sco	2.3160	30000.	128	48100	No
205	GOM_NL__2PRFIN20110512_152415_000000403102_00241_48100_6573.N1	12-MAY-2011 15:24:15	Bright	40.000	122	9Alp2Lib	2.7470	9700.0	80	48100	No
206	GOM_NL__2PRFIN20110512_152610_000000413102_00241_48100_6574.N1	12-MAY-2011 15:26:10	Bright	41.000	104	27Bet Lib	2.6140	13100.	82	48100	No
207	GOM_NL__2PRFIN20110512_153141_000000463102_00241_48100_6575.N1	12-MAY-2011 15:31:41	Bright	46.000	102	24Alp Ser	2.6000	4250.0	92	48100	No
208	GOM_NL__2PRFIN20110512_153438_000000373102_00241_48100_6576.N1	12-MAY-2011 15:34:38	Bright	36.500	3	16Alp Boo	-0.050000	4250.0	73	48100	No
209	GOM_NL__2PRFIN20110512_153712_000000533102_00241_48100_6577.N1	12-MAY-2011 15:37:12	Bright	53.000	83		2.3780	11000.	106	48100	No
210	GOM_NL__2PRFIN20110512_154019_000000373102_00241_48100_6578.N1	12-MAY-2011 15:40:19	Bright	37.000	180	27Gam Boo	3.0400	8000.0	74	48100	No
211	GOM_NL__2PRFIN20110512_154909_000000443102_00241_48100_6579.N1	12-MAY-2011 15:49:09	Bright	43.500	119	14Eta Dra	2.7270	4700.0	87	48100	No
212	GOM_NL__2PRFIN20110512_160001_000000443102_00241_48100_6580.N1	12-MAY-2011 16:00:01	Bright	44.000	89	5Alp Cep	2.4510	8000.0	88	48100	No
213	GOM_NL__2PRFIN20110512_160319_000000363102_00241_48100_6581.N1	12-MAY-2011 16:03:19	Bright	35.500	74	11Bet Cas	2.2680	6600.0	71	48100	No
214	GOM_NL__2PRFIN20110512_161323_000000583102_00241_48100_6582.N1	12-MAY-2011 16:13:23	Twilight	57.500	93	53Bet Peg	2.5200	3100.0	115	48100	No
215	GOM_NL__2PRFIN20110512_161626_000000433102_00241_48100_6583.N1	12-MAY-2011 16:16:26	Twilight	42.500	140	88Gam Peg	2.8340	26000.	85	48100	No
216	GOM_NL__2PRFIN20110512_161753_000000533102_00241_48100_6584.N1	12-MAY-2011 16:17:53	Dark	52.500	90	54Alp Peg	2.4870	11000.	105	48100	No
217	GOM_NL__2PRFIN20110512_163119_000000433102_00241_48100_6585.N1	12-MAY-2011 16:31:19	Dark	42.500	18	24Alp PsA	1.1660	9700.0	85	48100	No
218	GOM_NL__2PRFIN20110512_163545_000000573102_00241_48100_6586.N1	12-MAY-2011 16:35:45	Dark	56.500	63	Bet Gru	2.1500	2800.0	113	48100	No
219	GOM_NL__2PRFIN20110512_163709_000000433102_00241_48100_6587.N1	12-MAY-2011 16:37:09	Dark	42.500	31	Alp Gru	1.7340	15200.	85	48100	No

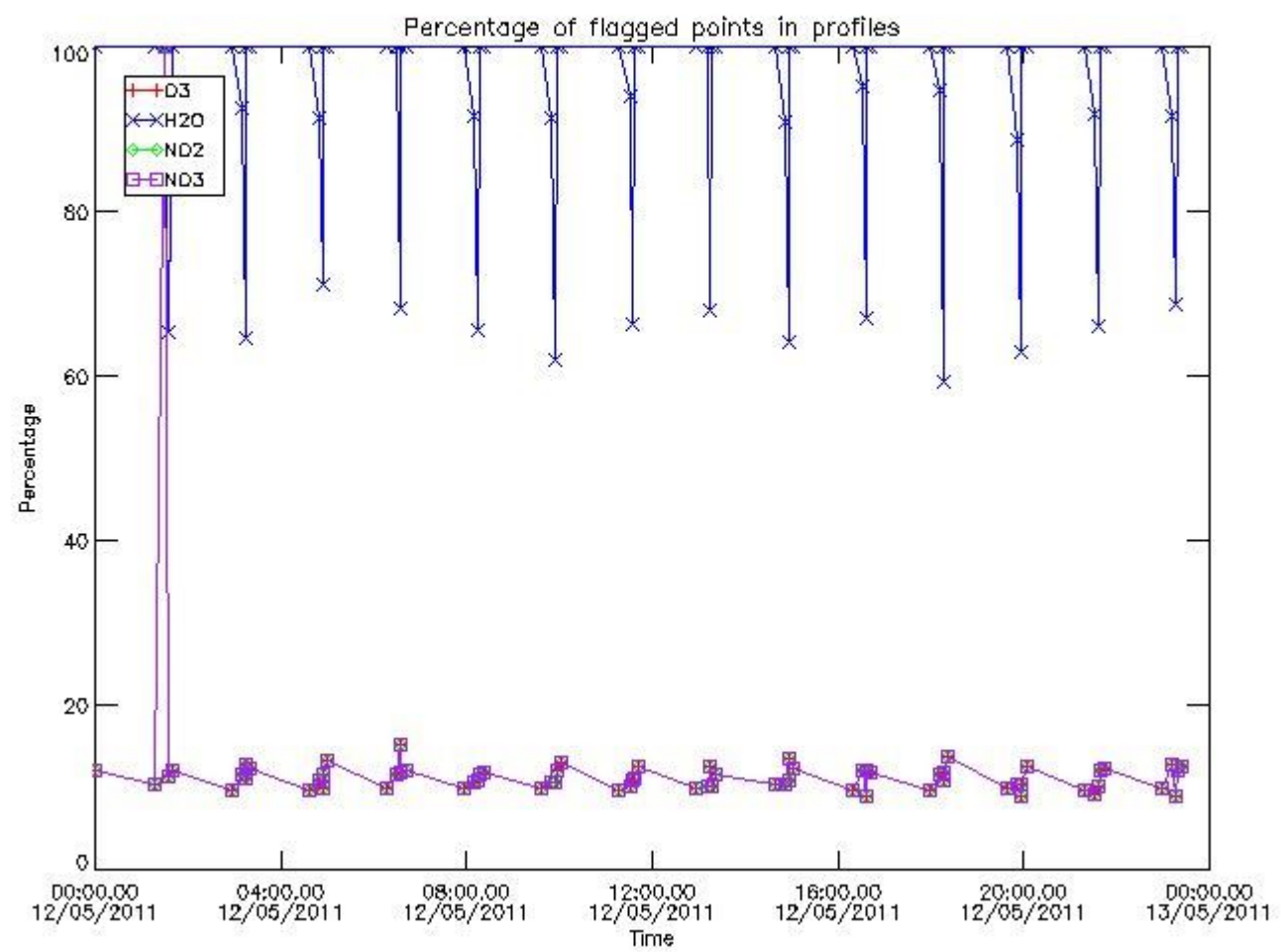
220	GOM_NL__2PRFIN20110512_164243_000000433102_00242_48101_6614.N1	12-MAY-2011 16:42:43	Dark	43.000	45	Alp Pav	1.9400	26000.	86	48101	No
221	GOM_NL__2PRFIN20110512_165000_000000433102_00242_48101_6615.N1	12-MAY-2011 16:50:00	Straylight	43.000	141	Bet Ara	2.8400	4600.0	86	48101	No
222	GOM_NL__2PRFIN20110512_165227_000000563102_00242_48101_6616.N1	12-MAY-2011 16:52:27	Straylight	56.000	40	The Sco	1.8590	7100.0	112	48101	No
223	GOM_NL__2PRFIN20110512_165418_000000563102_00242_48101_6617.N1	12-MAY-2011 16:54:18	Straylight	55.500	25	35Lam Sco	1.6200	28000.	111	48101	No
224	GOM_NL__2PRFIN20110512_165646_000000553102_00242_48101_6618.N1	12-MAY-2011 16:56:46	Straylight	54.500	75	26Eps Sco	2.2910	4250.0	109	48101	No
225	GOM_NL__2PRFIN20110512_165957_000000593102_00242_48101_6619.N1	12-MAY-2011 16:59:57	Tw_i_and_stray	59.000	16	21Alp Sco	1.0200	3000.0	118	48101	No
226	GOM_NL__2PRFIN20110512_170144_000000543102_00242_48101_6620.N1	12-MAY-2011 17:01:44	Bright	54.000	80	7Del Sco	2.3160	30000.	108	48101	No
227	GOM_NL__2PRFIN20110512_170430_000000393102_00242_48101_6621.N1	12-MAY-2011 17:04:30	Bright	39.000	122	9Alp2Lib	2.7470	9700.0	78	48101	No
228	GOM_NL__2PRFIN20110512_170624_000000423102_00242_48101_6622.N1	12-MAY-2011 17:06:24	Bright	42.000	104	27Bet Lib	2.6140	13100.	84	48101	No
229	GOM_NL__2PRFIN20110512_171155_000000463102_00242_48101_6623.N1	12-MAY-2011 17:11:55	Bright	46.000	102	24Alp Ser	2.6000	4250.0	92	48101	No
230	GOM_NL__2PRFIN20110512_171452_000000373102_00242_48101_6624.N1	12-MAY-2011 17:14:52	Bright	37.000	3	16Alp Boo	-0.050000	4250.0	74	48101	No
231	GOM_NL__2PRFIN20110512_171726_000000423102_00242_48101_6625.N1	12-MAY-2011 17:17:26	Bright	41.500	83		2.3780	11000.	83	48101	No
232	GOM_NL__2PRFIN20110512_172033_000000393102_00242_48101_6626.N1	12-MAY-2011 17:20:33	Bright	38.500	180	27Gam Boo	3.0400	8000.0	77	48101	No
233	GOM_NL__2PRFIN20110512_172923_000000623102_00242_48101_6627.N1	12-MAY-2011 17:29:23	Bright	62.000	119	14Eta Dra	2.7270	4700.0	124	48101	No
234	GOM_NL__2PRFIN20110512_174014_000000453102_00242_48101_6628.N1	12-MAY-2011 17:40:14	Bright	45.000	89	5Alp Cep	2.4510	8000.0	90	48101	No
235	GOM_NL__2PRFIN20110512_174333_000000393102_00242_48101_6629.N1	12-MAY-2011 17:43:33	Bright	39.000	74	11Bet Cas	2.2680	6600.0	78	48101	No
236	GOM_NL__2PRFIN20110512_175337_000000563102_00242_48101_6630.N1	12-MAY-2011 17:53:37	Tw_i_and_stray	56.000	93	53Bet Peg	2.5200	3100.0	112	48101	No
237	GOM_NL__2PRFIN20110512_175640_000000413102_00242_48101_6631.N1	12-MAY-2011 17:56:40	Twilight	41.000	140	88Gam Peg	2.8340	26000.	82	48101	No
238	GOM_NL__2PRFIN20110512_175808_000000543102_00242_48101_6632.N1	12-MAY-2011 17:58:08	Dark	53.500	90	54Alp Peg	2.4870	11000.	107	48101	No
239	GOM_NL__2PRFIN20110512_181134_000000493102_00242_48101_6633.N1	12-MAY-2011 18:11:34	Dark	48.500	18	24Alp PsA	1.1660	9700.0	97	48101	No
240	GOM_NL__2PRFIN20110512_181600_000000473102_00242_48101_6634.N1	12-MAY-2011 18:16:00	Dark	47.000	63	Bet Gru	2.1500	2800.0	94	48101	No
241	GOM_NL__2PRFIN20110512_181724_000000443102_00242_48101_6635.N1	12-MAY-2011 18:17:24	Dark	43.500	31	Alp Gru	1.7340	15200.	87	48101	No
242	GOM_NL__2PRFIN20110512_182258_000000413102_00243_48102_6626.N1	12-MAY-2011 18:22:58	Dark	41.000	45	Alp Pav	1.9400	26000.	82	48102	No
243	GOM_NL__2PRFIN20110512_183015_000000483102_00243_48102_6627.N1	12-MAY-2011 18:30:15	Straylight	48.000	141	Bet Ara	2.8400	4600.0	96	48102	No
244	GOM_NL__2PRFIN20110512_183242_000000543102_00243_48102_6628.N1	12-MAY-2011 18:32:42	Straylight	54.000	40	The Sco	1.8590	7100.0	108	48102	No
245	GOM_NL__2PRFIN20110512_183433_000000583102_00243_48102_6629.N1	12-MAY-2011 18:34:33	Straylight	58.000	25	35Lam Sco	1.6200	28000.	116	48102	No
246	GOM_NL__2PRFIN20110512_183700_000000553102_00243_48102_6630.N1	12-MAY-2011 18:37:00	Straylight	55.000	75	26Eps Sco	2.2910	4250.0	110	48102	No
247	GOM_NL__2PRFIN20110512_184011_000000643102_00243_48102_6631.N1	12-MAY-2011 18:40:11	Tw_i_and_stray	64.000	16	21Alp Sco	1.0200	3000.0	128	48102	No
248	GOM_NL__2PRFIN20110512_184159_000000583102_00243_48102_6632.N1	12-MAY-2011 18:41:59	Bright	57.500	80	7Del Sco	2.3160	30000.	115	48102	No
249	GOM_NL__2PRFIN20110512_184444_000000393102_00243_48102_6633.N1	12-MAY-2011 18:44:44	Bright	39.000	122	9Alp2Lib	2.7470	9700.0	78	48102	No
250	GOM_NL__2PRFIN20110512_184638_000000413102_00243_48102_6634.N1	12-MAY-2011 18:46:38	Bright	40.500	104	27Bet Lib	2.6140	13100.	81	48102	No
251	GOM_NL__2PRFIN20110512_185209_000000463102_00243_48102_6635.N1	12-MAY-2011 18:52:09	Bright	46.000	102	24Alp Ser	2.6000	4250.0	92	48102	No
252	GOM_NL__2PRFIN20110512_185506_000000373102_00243_48102_6636.N1	12-MAY-2011 18:55:06	Bright	37.000	3	16Alp Boo	-0.050000	4250.0	74	48102	No
253	GOM_NL__2PRFIN20110512_185740_000000413102_00243_48102_6637.N1	12-MAY-2011 18:57:40	Bright	40.500	83		2.3780	11000.	81	48102	No
254	GOM_NL__2PRFIN20110512_190047_000000393102_00243_48102_6638.N1	12-MAY-2011 19:00:47	Bright	38.500	180	27Gam Boo	3.0400	8000.0	77	48102	No
255	GOM_NL__2PRFIN20110512_190936_000000433102_00243_48102_6639.N1	12-MAY-2011 19:09:36	Bright	43.000	119	14Eta Dra	2.7270	4700.0	86	48102	No
256	GOM_NL__2PRFIN20110512_192028_000000503102_00243_48102_6640.N1	12-MAY-2011 19:20:28	Bright	49.500	89	5Alp Cep	2.4510	8000.0	99	48102	No
257	GOM_NL__2PRFIN20110512_192347_000000553102_00243_48102_6641.N1	12-MAY-2011 19:23:47	Bright	55.000	74	11Bet Cas	2.2680	6600.0	110	48102	No
258	GOM_NL__2PRFIN20110512_193351_000000593102_00243_48102_6642.N1	12-MAY-2011 19:33:51	Tw_i_and_stray	58.500	93	53Bet Peg	2.5200	3100.0	117	48102	No
259	GOM_NL__2PRFIN20110512_193654_000000433102_00243_48102_6643.N1	12-MAY-2011 19:36:54	Twilight	43.000	140	88Gam Peg	2.8340	26000.	86	48102	No
260	GOM_NL__2PRFIN20110512_193822_000000523102_00243_48102_6644.N1	12-MAY-2011 19:38:22	Dark	52.000	90	54Alp Peg	2.4870	11000.	104	48102	No
261	GOM_NL__2PRFIN20110512_195149_000000503102_00243_48102_6645.N1	12-MAY-2011 19:51:49	Dark	49.500	18	24Alp PsA	1.1660	9700.0	99	48102	No
262	GOM_NL__2PRFIN20110512_195615_000000573102_00243_48102_6646.N1	12-MAY-2011 19:56:15	Dark	57.000	63	Bet Gru	2.1500	2800.0	114	48102	No
263	GOM_NL__2PRFIN20110512_195739_000000493102_00243_48102_6647.N1	12-MAY-2011 19:57:39	Dark	49.000	31	Alp Gru	1.7340	15200.	98	48102	No
264	GOM_NL__2PRFIN20110512_200312_000000413102_00244_48103_6655.N1	12-MAY-2011 20:03:12	Dark	41.000	45	Alp Pav	1.9400	26000.	82	48103	No
265	GOM_NL__2PRFIN20110512_201029_000000433102_00244_48103_6656.N1	12-MAY-2011 20:10:29	Straylight	42.500	141	Bet Ara	2.8400	4600.0	85	48103	No
266	GOM_NL__2PRFIN20110512_201256_000000523102_00244_48103_6657.N1	12-MAY-2011 20:12:56	Straylight	52.000	40	The Sco	1.8590	7100.0	104	48103	No
267	GOM_NL__2PRFIN20110512_201447_000000523102_00244_48103_6658.N1	12-MAY-2011 20:14:47	Straylight	52.000	25	35Lam Sco	1.6200	28000.	104	48103	No
268	GOM_NL__2PRFIN20110512_201715_000000573102_00244_48103_6659.N1	12-MAY-2011 20:17:15	Straylight	57.000	75	26Eps Sco	2.2910	4250.0	114	48103	No
269	GOM_NL__2PRFIN20110512_202025_000000683102_00244_48103_6660.N1	12-MAY-2011 20:20:25	Tw_i_and_stray	68.000	16	21Alp Sco	1.0200	3000.0	136	48103	No
270	GOM_NL__2PRFIN20110512_202213_000000563102_00244_48103_6661.N1	12-MAY-2011 20:22:13	Bright	56.000	80	7Del Sco	2.3160	30000.	112	48103	No
271	GOM_NL__2PRFIN20110512_202458_000000403102_00244_48103_6662.N1	12-MAY-2011 20:24:58	Bright	39.500	122	9Alp2Lib	2.7470	9700.0	79	48103	No
272	GOM_NL__2PRFIN20110512_202652_000000413102_00244_48103_6663.N1	12-MAY-2011 20:26:52	Bright	41.000	104	27Bet Lib	2.6140	13100.	82	48103	No
273	GOM_NL__2PRFIN20110512_203222_000000463102_00244_48103_6664.N1	12-MAY-2011 20:32:22	Bright	46.000	102	24Alp Ser	2.6000	4250.0	92	48103	No
274	GOM_NL__2PRFIN20110512_203520_000000373102_00244_48103_6665.N1	12-MAY-2011 20:35:20	Bright	36.500	3	16Alp Boo	-0.050000	4250.0	73	48103	No
275	GOM_NL__2PRFIN20110512_203754_000000403102_00244_48103_6666.N1	12-MAY-2011 20:37:54	Bright	40.000	83		2.3780	11000.	80	48103	No
276	GOM_NL__2PRFIN20110512_204101_000000363102_00244_48103_6667.N1	12-MAY-2011 20:41:01	Bright	35.500	180	27Gam Boo	3.0400	8000.0	71	48103	No
277	GOM_NL__2PRFIN20110512_204950_000000443102_00244_48103_6668.N1	12-MAY-2011 20:49:50	Bright	43.500	119	14Eta Dra	2.7270	4700.0	87	48103	No
278	GOM_NL__2PRFIN20110512_210041_000000433102_00244_48103_6669.N1	12-MAY-2011 21:00:41	Bright	43.000	89	5Alp Cep	2.4510	8000.0	86	48103	No

279	GOM_NL__2PRFIN20110512_210401_000000353102_00244_48103_6670.N1	12-MAY-2011 21:04:01	Bright	35.000	74	11Bet Cas	2.2680	6600.0	70	48103	No
280	GOM_NL__2PRFIN20110512_211405_000000573102_00244_48103_6671.N1	12-MAY-2011 21:14:05	Twilight	56.500	93	53Bet Peg	2.5200	3100.0	113	48103	No
281	GOM_NL__2PRFIN20110512_211708_000000403102_00244_48103_6672.N1	12-MAY-2011 21:17:08	Twilight	40.000	140	88Gam Peg	2.8340	26000.	80	48103	No
282	GOM_NL__2PRFIN20110512_211837_000000533102_00244_48103_6673.N1	12-MAY-2011 21:18:37	Dark	53.000	90	54Alp Peg	2.4870	11000.	106	48103	No
283	GOM_NL__2PRFIN20110512_213204_000000553102_00244_48103_6674.N1	12-MAY-2011 21:32:04	Dark	55.000	18	24Alp PsA	1.1660	9700.0	110	48103	No
284	GOM_NL__2PRFIN20110512_213629_000000513102_00244_48103_6675.N1	12-MAY-2011 21:36:29	Dark	50.500	63	Bet Gru	2.1500	2800.0	101	48103	No
285	GOM_NL__2PRFIN20110512_213753_000000433102_00244_48103_6676.N1	12-MAY-2011 21:37:53	Dark	42.500	31	Alp Gru	1.7340	15200.	85	48103	No
286	GOM_NL__2PRFIN20110512_214327_000000423102_00245_48104_6698.N1	12-MAY-2011 21:43:27	Dark	41.500	45	Alp Pav	1.9400	26000.	83	48104	No
287	GOM_NL__2PRFIN20110512_215044_000000413102_00245_48104_6699.N1	12-MAY-2011 21:50:44	Straylight	41.000	141	Bet Ara	2.8400	4600.0	82	48104	No
288	GOM_NL__2PRFIN20110512_215311_000000513102_00245_48104_6700.N1	12-MAY-2011 21:53:11	Straylight	50.500	40	The Sco	1.8590	7100.0	101	48104	No
289	GOM_NL__2PRFIN20110512_215502_000000563102_00245_48104_6701.N1	12-MAY-2011 21:55:02	Straylight	56.000	25	35Lam Sco	1.6200	28000.	112	48104	No
290	GOM_NL__2PRFIN20110512_215729_000000523102_00245_48104_6702.N1	12-MAY-2011 21:57:29	Straylight	51.500	75	26Eps Sco	2.2910	4250.0	103	48104	No
291	GOM_NL__2PRFIN20110512_220040_000000603102_00245_48104_6703.N1	12-MAY-2011 22:00:40	Twilight	59.500	16	21Alp Sco	1.0200	3000.0	119	48104	No
292	GOM_NL__2PRFIN20110512_220227_000000603102_00245_48104_6704.N1	12-MAY-2011 22:02:27	Bright	60.000	80	7Del Sco	2.3160	30000.	120	48104	No
293	GOM_NL__2PRFIN20110512_220512_000000393102_00245_48104_6705.N1	12-MAY-2011 22:05:12	Bright	39.000	122	9Alp2Lib	2.7470	9700.0	78	48104	No
294	GOM_NL__2PRFIN20110512_220706_000000413102_00245_48104_6706.N1	12-MAY-2011 22:07:06	Bright	41.000	104	27Bet Lib	2.6140	13100.	82	48104	No
295	GOM_NL__2PRFIN20110512_221236_000000463102_00245_48104_6707.N1	12-MAY-2011 22:12:36	Bright	46.000	102	24Alp Ser	2.6000	4250.0	92	48104	No
296	GOM_NL__2PRFIN20110512_221534_000000363102_00245_48104_6708.N1	12-MAY-2011 22:15:34	Bright	36.000	3	16Alp Boo	-0.050000	4250.0	72	48104	No
297	GOM_NL__2PRFIN20110512_221807_000000573102_00245_48104_6709.N1	12-MAY-2011 22:18:07	Bright	57.000	83		2.3780	11000.	114	48104	No
298	GOM_NL__2PRFIN20110512_222114_000000563102_00245_48104_6710.N1	12-MAY-2011 22:21:14	Bright	56.000	180	27Gam Boo	3.0400	8000.0	112	48104	No
299	GOM_NL__2PRFIN20110512_223003_000000433102_00245_48104_6711.N1	12-MAY-2011 22:30:03	Bright	43.000	119	14Eta Dra	2.7270	4700.0	86	48104	No
300	GOM_NL__2PRFIN20110512_224055_000000463102_00245_48104_6712.N1	12-MAY-2011 22:40:55	Bright	46.000	89	5Alp Cep	2.4510	8000.0	92	48104	No
301	GOM_NL__2PRFIN20110512_224415_000000553102_00245_48104_6713.N1	12-MAY-2011 22:44:15	Bright	55.000	74	11Bet Cas	2.2680	6600.0	110	48104	No
302	GOM_NL__2PRFIN20110512_225420_000000613102_00245_48104_6714.N1	12-MAY-2011 22:54:20	Twilight	60.500	93	53Bet Peg	2.5200	3100.0	121	48104	No
303	GOM_NL__2PRFIN20110512_225723_000000433102_00245_48104_6715.N1	12-MAY-2011 22:57:23	Twilight	42.500	140	88Gam Peg	2.8340	26000.	85	48104	No
304	GOM_NL__2PRFIN20110512_225851_000000523102_00245_48104_6716.N1	12-MAY-2011 22:58:51	Dark	51.500	90	54Alp Peg	2.4870	11000.	103	48104	No
305	GOM_NL__2PRFIN20110512_231218_000000483102_00245_48104_6717.N1	12-MAY-2011 23:12:18	Dark	48.000	18	24Alp PsA	1.1660	9700.0	96	48104	No
306	GOM_NL__2PRFIN20110512_231644_000000573102_00245_48104_6718.N1	12-MAY-2011 23:16:44	Dark	56.500	63	Bet Gru	2.1500	2800.0	113	48104	No
307	GOM_NL__2PRFIN20110512_231808_000000433102_00245_48104_6719.N1	12-MAY-2011 23:18:08	Dark	42.500	31	Alp Gru	1.7340	15200.	85	48104	No
308	GOM_NL__2PRFIN20110512_232342_000000413102_00246_48105_6711.N1	12-MAY-2011 23:23:42	Dark	41.000	45	Alp Pav	1.9400	26000.	82	48105	No
309	GOM_NL__2PRFIN20110512_233058_000000473102_00246_48105_6712.N1	12-MAY-2011 23:30:58	Straylight	46.500	141	Bet Ara	2.8400	4600.0	93	48105	No
310	GOM_NL__2PRFIN20110512_233325_000000553102_00246_48105_6713.N1	12-MAY-2011 23:33:25	Straylight	55.000	40	The Sco	1.8590	7100.0	110	48105	No
311	GOM_NL__2PRFIN20110512_233516_000000583102_00246_48105_6714.N1	12-MAY-2011 23:35:16	Straylight	57.500	25	35Lam Sco	1.6200	28000.	115	48105	No
312	GOM_NL__2PRFIN20110512_233744_000000523102_00246_48105_6715.N1	12-MAY-2011 23:37:44	Straylight	52.000	75	26Eps Sco	2.2910	4250.0	104	48105	No
313	GOM_NL__2PRFIN20110512_234054_000000643102_00246_48105_6716.N1	12-MAY-2011 23:40:54	Twilight	63.500	16	21Alp Sco	1.0200	3000.0	127	48105	No
314	GOM_NL__2PRFIN20110512_234242_000000563102_00246_48105_6717.N1	12-MAY-2011 23:42:42	Bright	55.500	80	7Del Sco	2.3160	30000.	111	48105	No
315	GOM_NL__2PRFIN20110512_234526_000000393102_00246_48105_6718.N1	12-MAY-2011 23:45:26	Bright	39.000	122	9Alp2Lib	2.7470	9700.0	78	48105	No
316	GOM_NL__2PRFIN20110512_234720_000000413102_00246_48105_6719.N1	12-MAY-2011 23:47:20	Bright	41.000	104	27Bet Lib	2.6140	13100.	82	48105	No
317	GOM_NL__2PRFIN20110512_235249_000000463102_00246_48105_6720.N1	12-MAY-2011 23:52:49	Bright	46.000	102	24Alp Ser	2.6000	4250.0	92	48105	No
318	GOM_NL__2PRFIN20110512_235547_000000383102_00246_48105_6721.N1	12-MAY-2011 23:55:47	Bright	37.500	3	16Alp Boo	-0.050000	4250.0	75	48105	No
319	GOM_NL__2PRFIN20110512_235821_000000573102_00246_48105_6722.N1	12-MAY-2011 23:58:21	Bright	57.000	83		2.3780	11000.	114	48105	No

3. Quality information per product

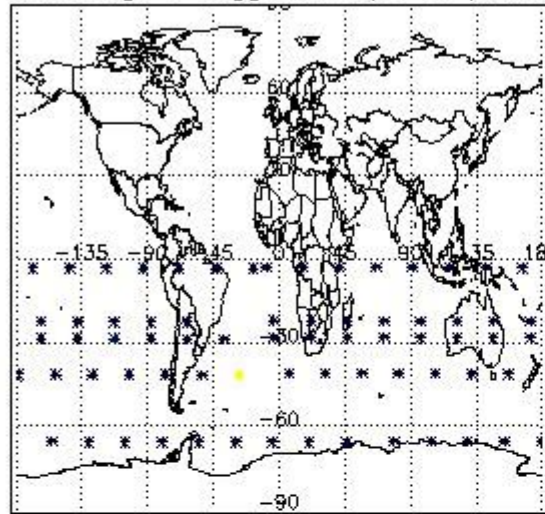
In this section it is plotted some information contained in the Quality Summary data set of the level 2 products. Only products in dark limb conditions and without errors (error flag in the MPH set to "0") are used.

3.1 Plot quality information per product (time dependant)

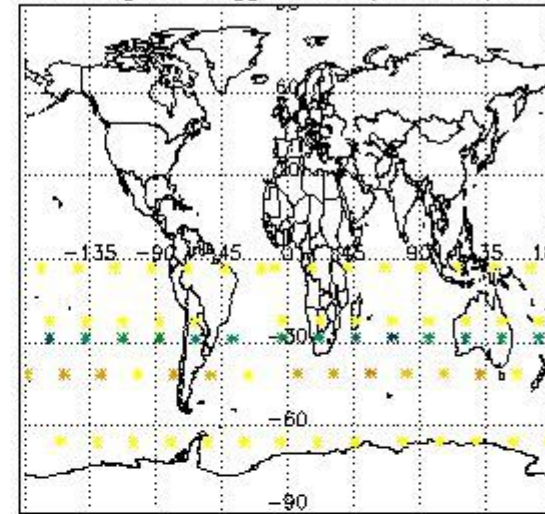


3.2 Plot quality information per product (world map)

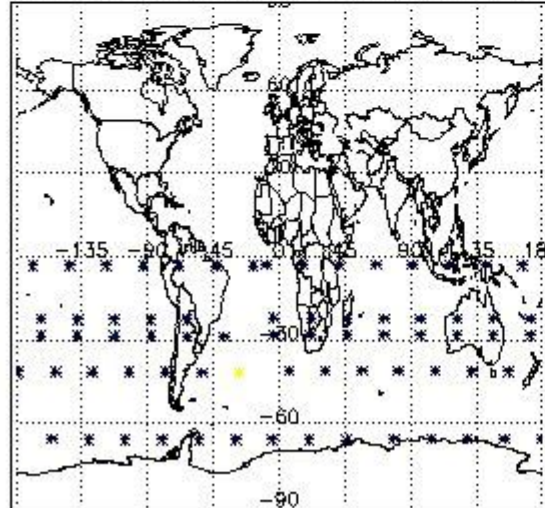
Percentage of flagged data per O3 profile



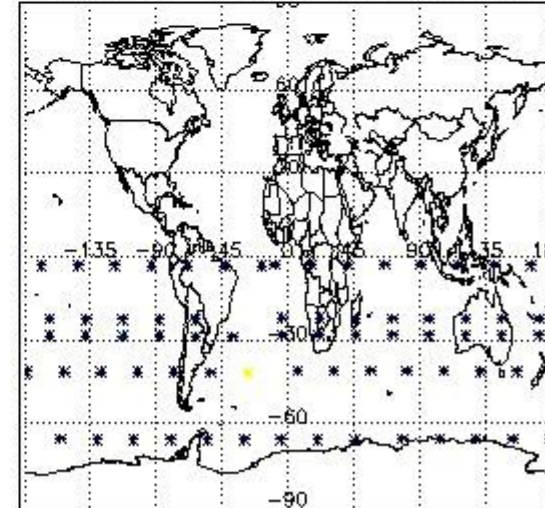
Percentage of flagged data per H2O profile



Percentage of flagged data per NO2 profile



Percentage of flagged data per NO3 profile

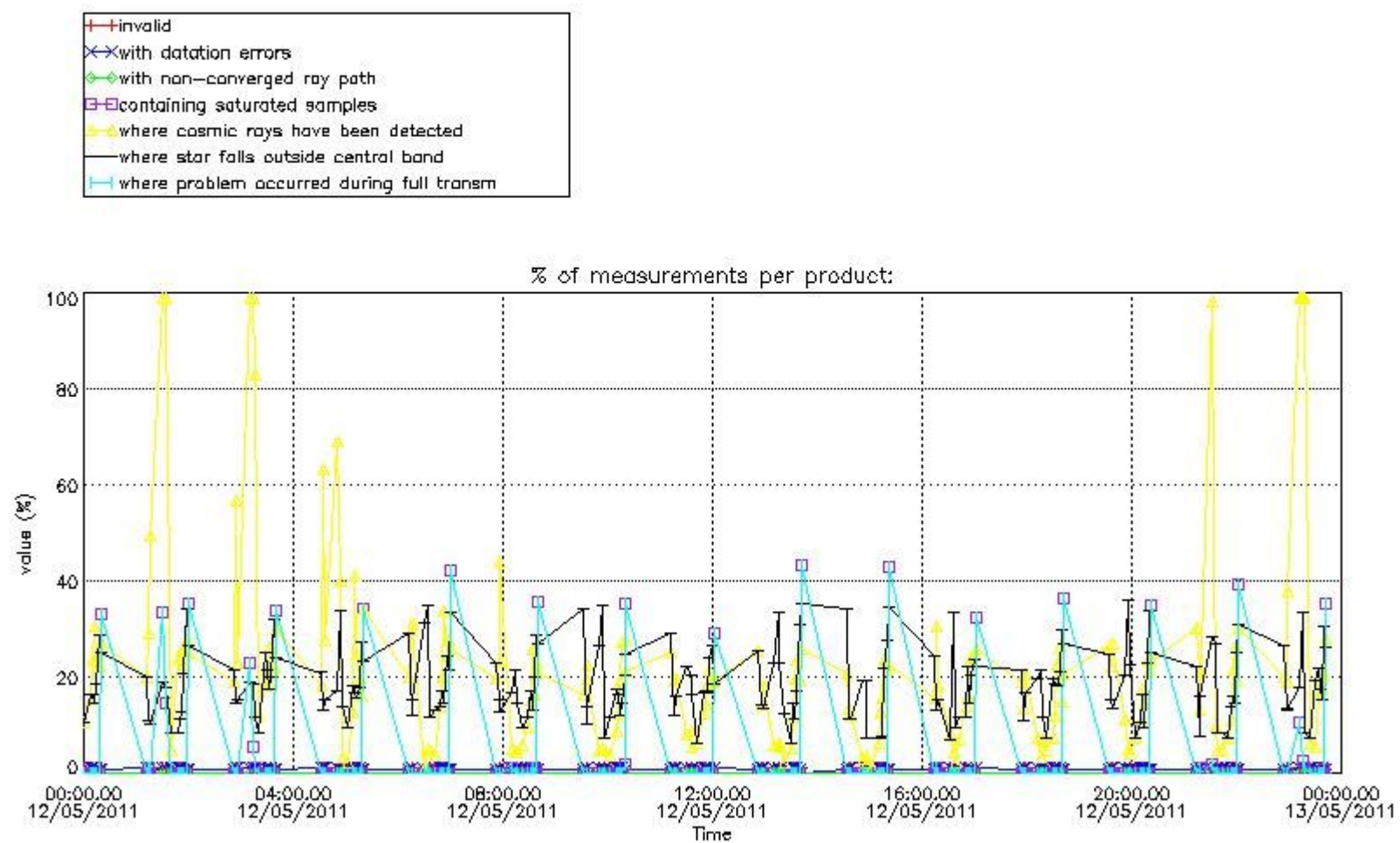


4. Level 1 quality information per product

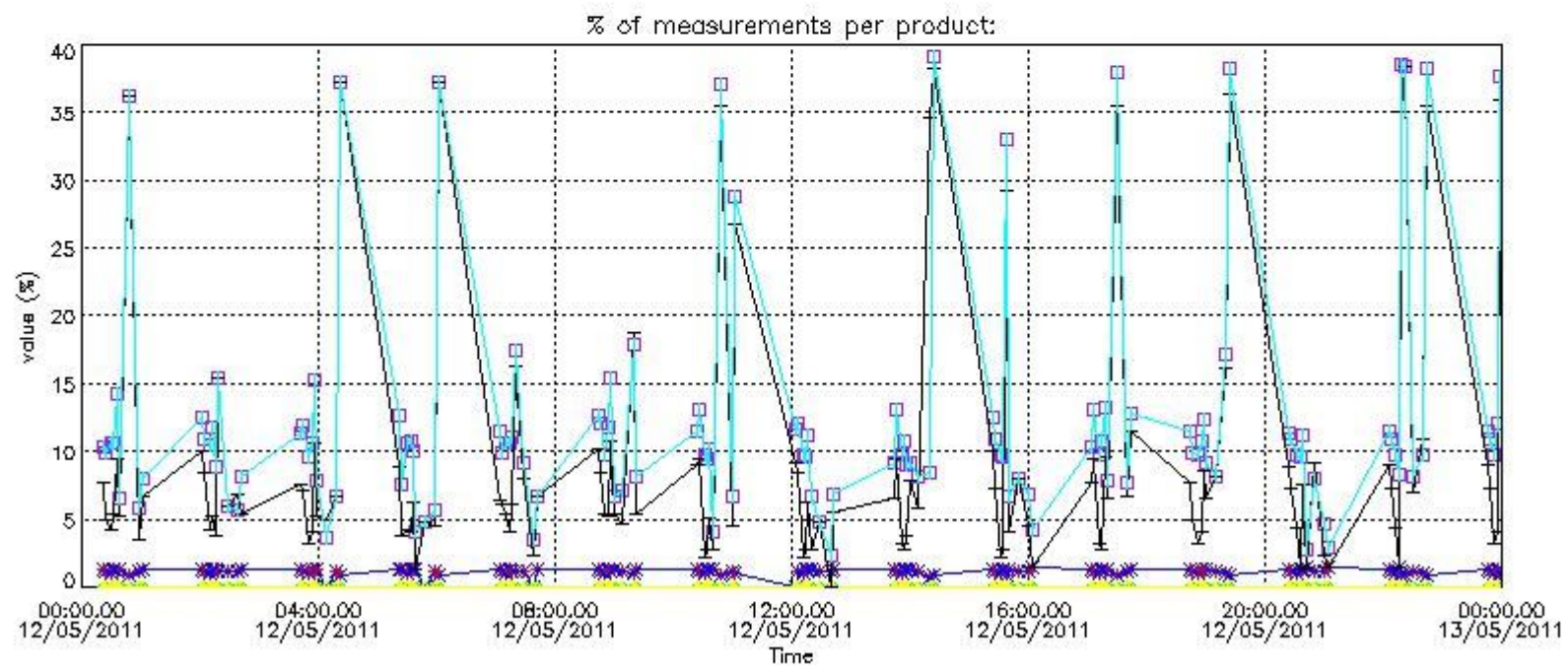
In this section it is plotted some information contained in the Quality Summary data set of the level 2 products that comes from the level 1b processing. Products without errors (error flag in the MPH set to "0") are used.

4.1 Plot quality information per product (time dependant) coming from level 1b processing

4.1.1 Plot level 1 quality information per product (time dependant): ENVISAT ASCENDING passes



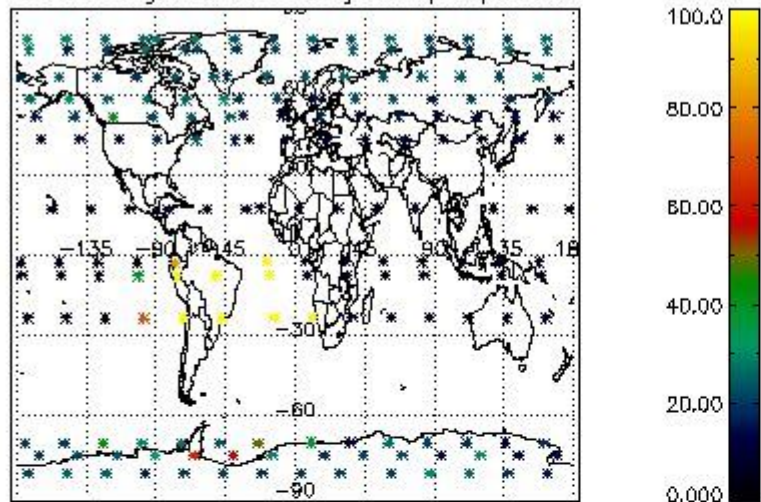
4.1.2 Plot level 1 quality information per product (time dependant): ENVI SAT DESCENDING passes



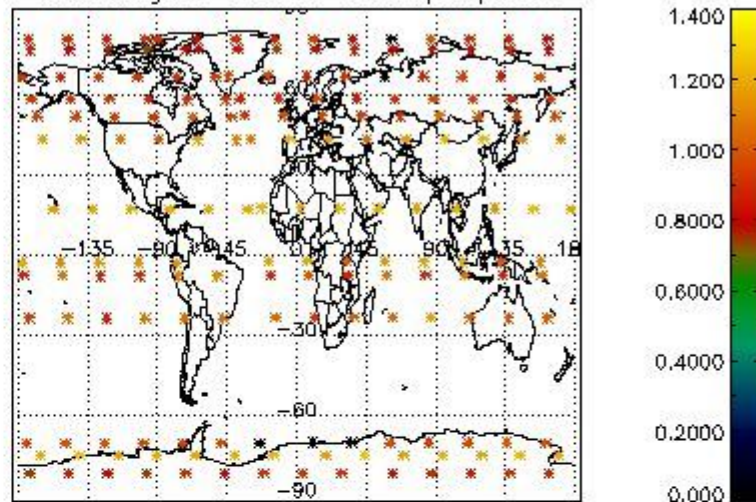
4.2 Plot quality information per product coming from level 1b processing (world map)

4.2.1 Plot level 1 quality information per product (world map): ENVISAT ASCENDING passes

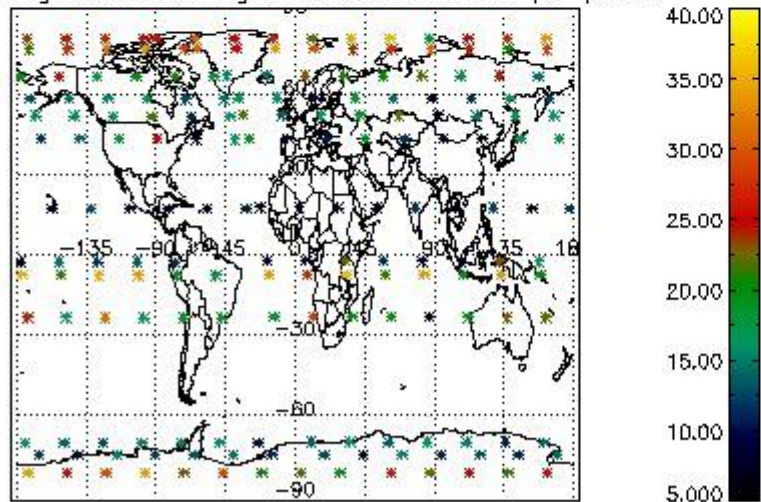
Percentage of cosmic ray hits per profile



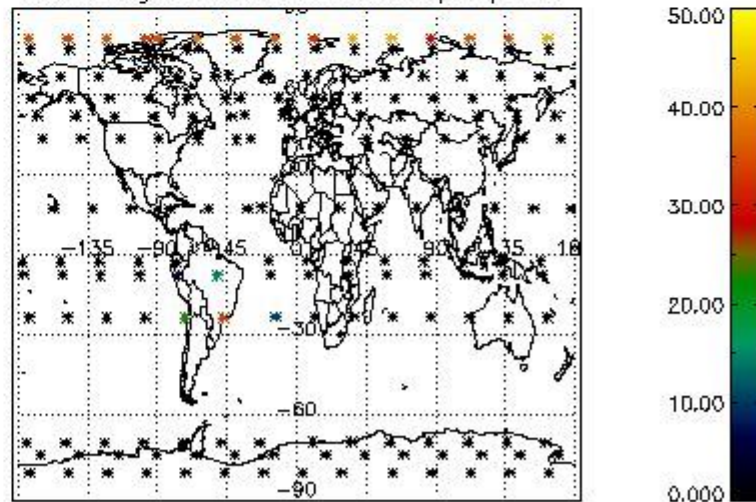
Percentage of datation errors per profile



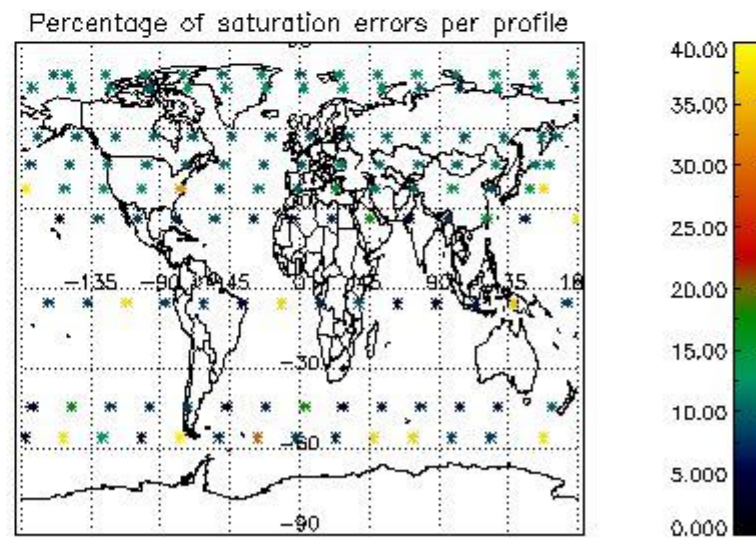
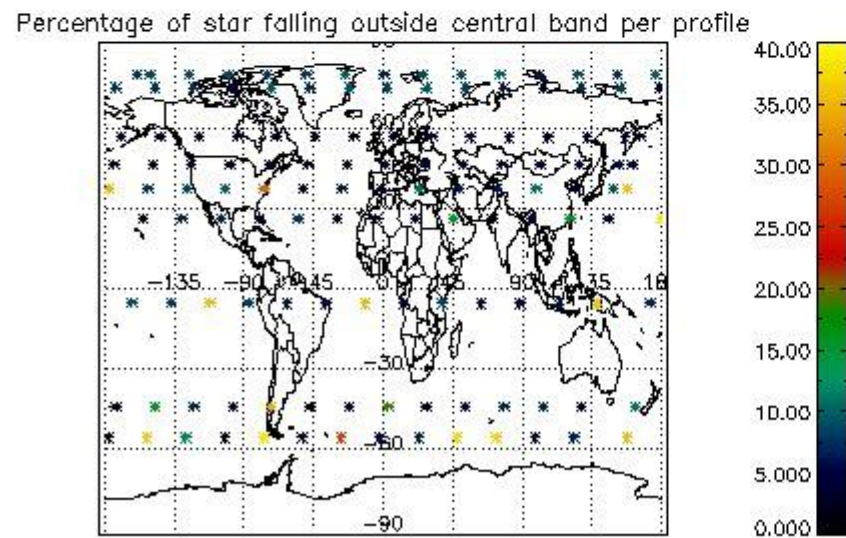
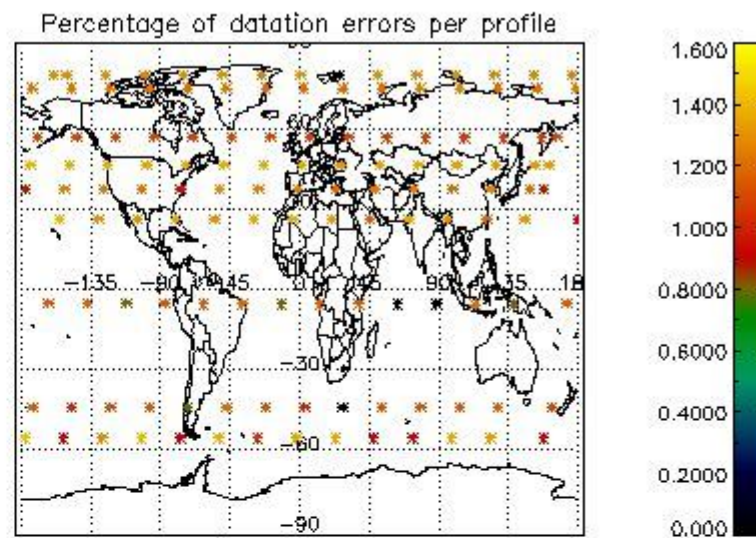
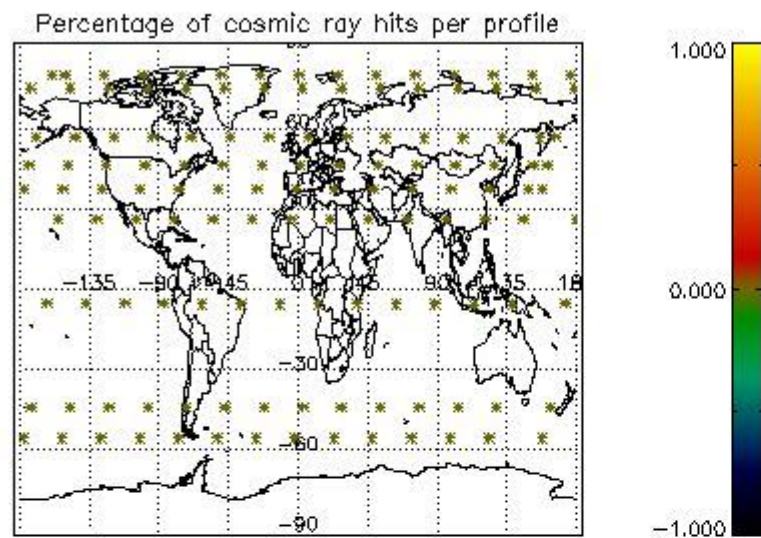
Percentage of star falling outside central band per profile



Percentage of saturation errors per profile



4.2.2 Plot level 1 quality information per product (world map): ENVISAT DESCENDING passes



5. Trace gas profiles

5.1 Ozone statistics based on quality of products

The final quality of the products can be "measured" using the STD (Standard Deviation) attached to every point profile. This information is written to the parameter GOM_NL__2P/NL_LOCAL_SPECIES_DENSITY/o3_std of the level 2 products. The table below shows the statistics for given STD ranges.

The statistics are given with respect to the overall valid production:

- Products without fatal errors: GOM_NL__2P/MPH/PRODUCT_ERR=0
- Valid point profile: GOM_NL__2P/NL_LOCAL_SPECIES_DENSITY/pcd(0)=0

The 'Criteria' is applied to valid points of dark limb products:

- Products in dark limb illumination condition: GOM_NL__2P/NL_SUMMARY_QUALITY/obs_ill_cond=0
- Products without fatal errors: GOM_NL__2P/MPH/PRODUCT_ERR=0
- Valid point profile: GOM_NL__2P/NL_LOCAL_SPECIES_DENSITY/pcd(0)=0

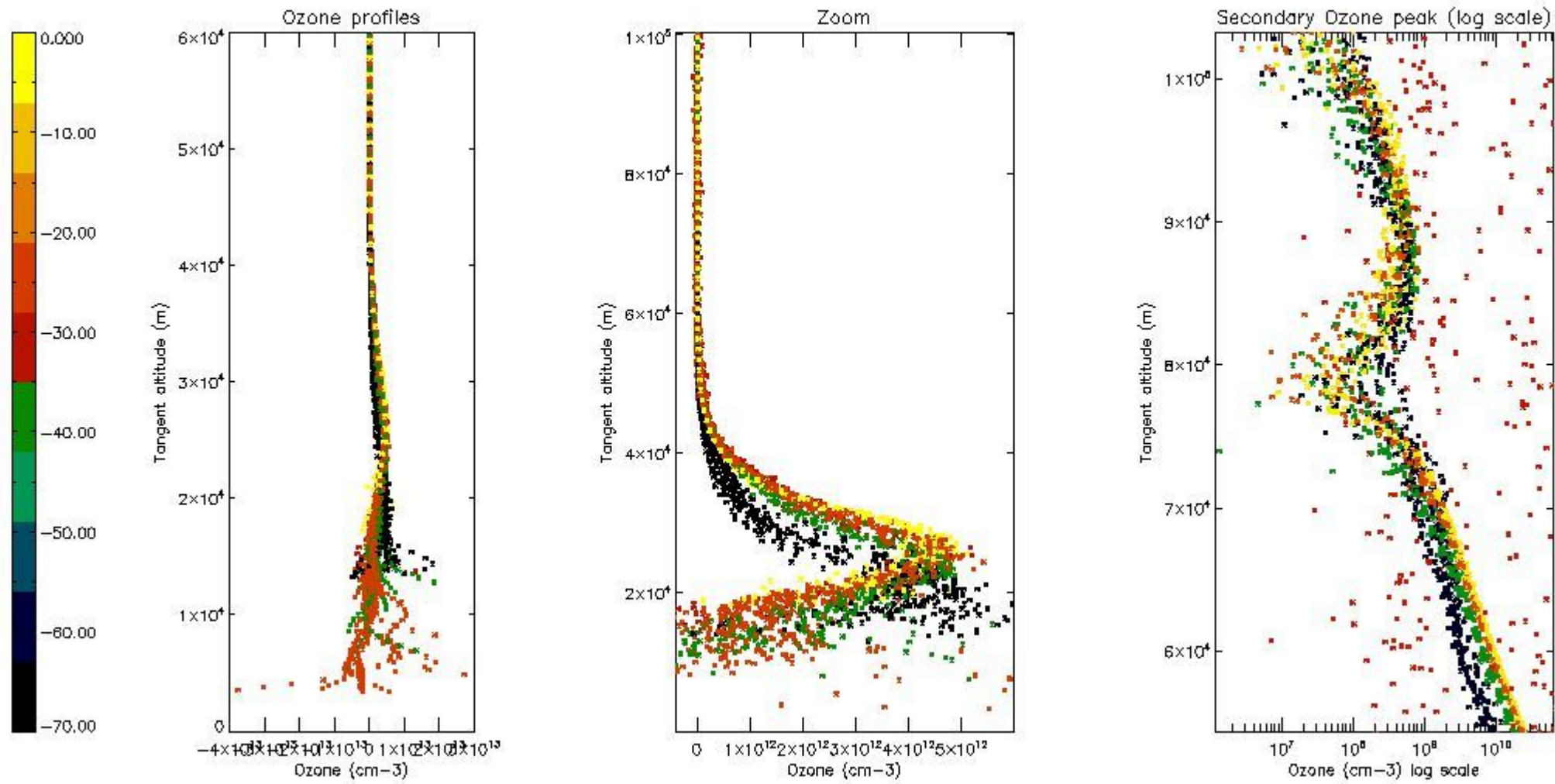
So, the table below shows the percentage of dark limb and valid observations for each criteria with respect to the overall valid daily observations.

Criteria	% of total production
All STD	22
STD < 20	11

STD < 10	8
STD < 5	5

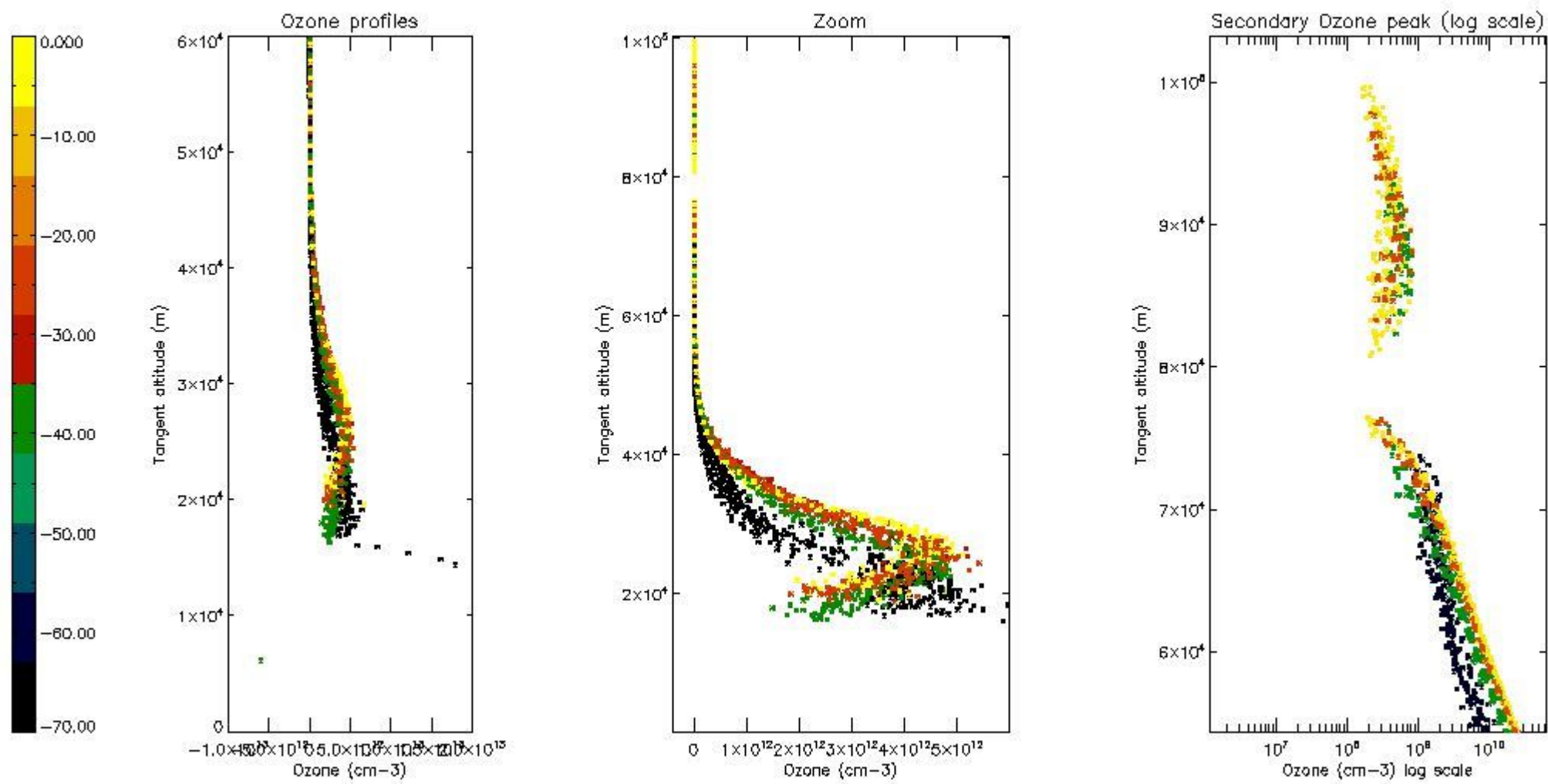
5.2 Plot ozone profiles for all STD (dark without errors)

The colorbar represents the latitude.



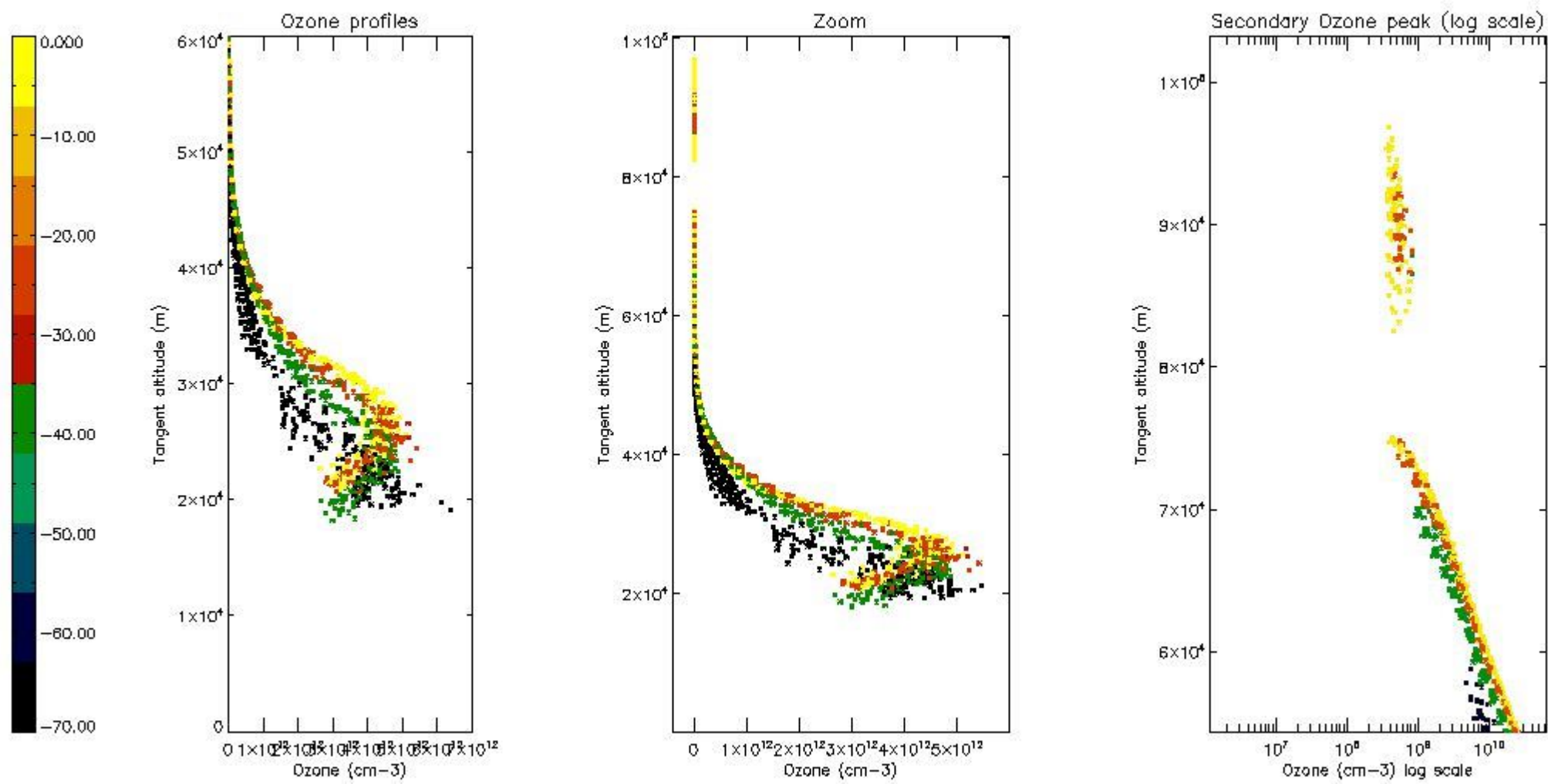
5.3 Plot ozone profiles where STD < 20% (dark without errors)

The colorbar represents the latitude.



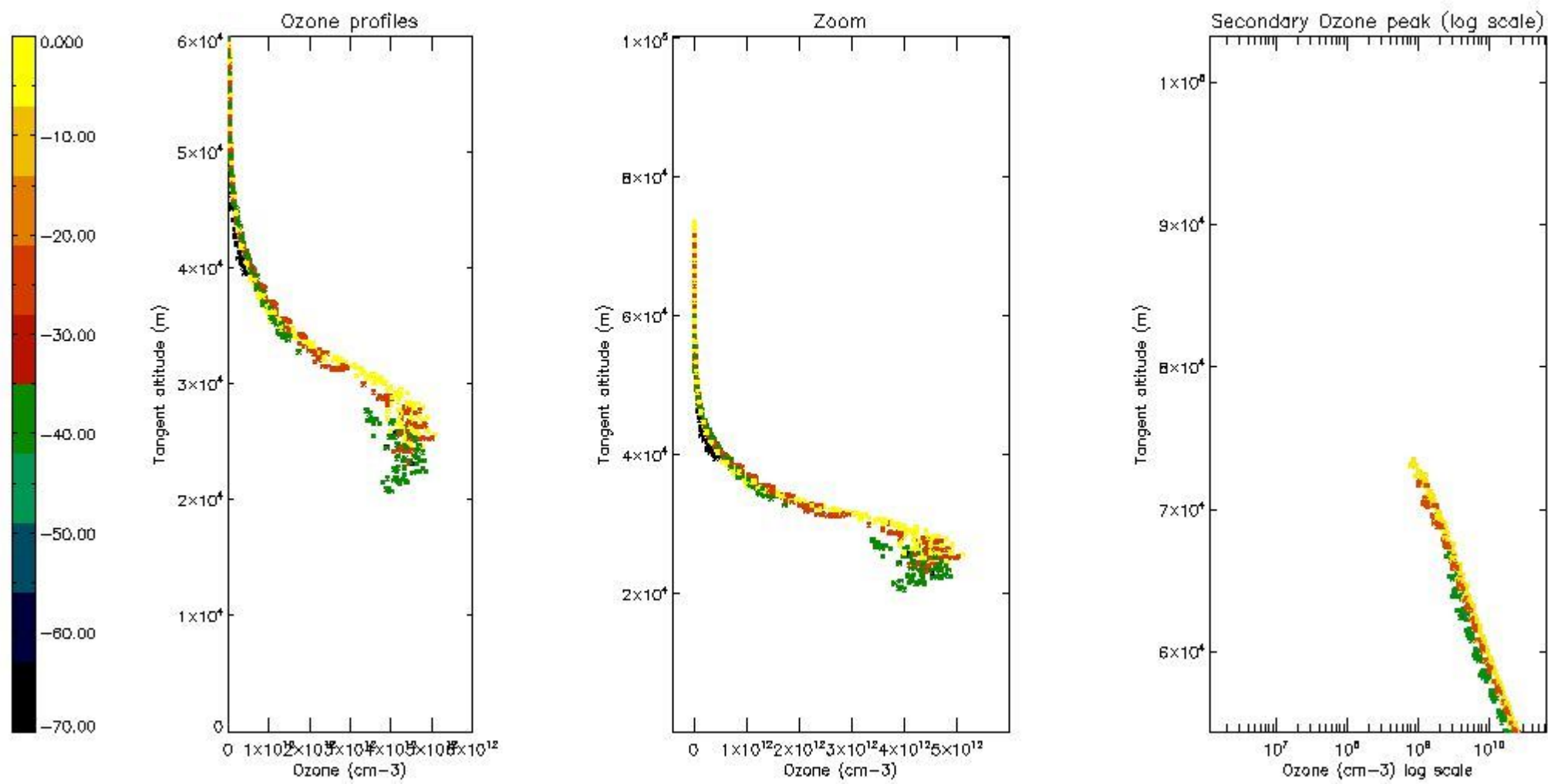
5.4 Plot ozone profiles where $STD < 10\%$ (dark without errors)

The colorbar represents the latitude.



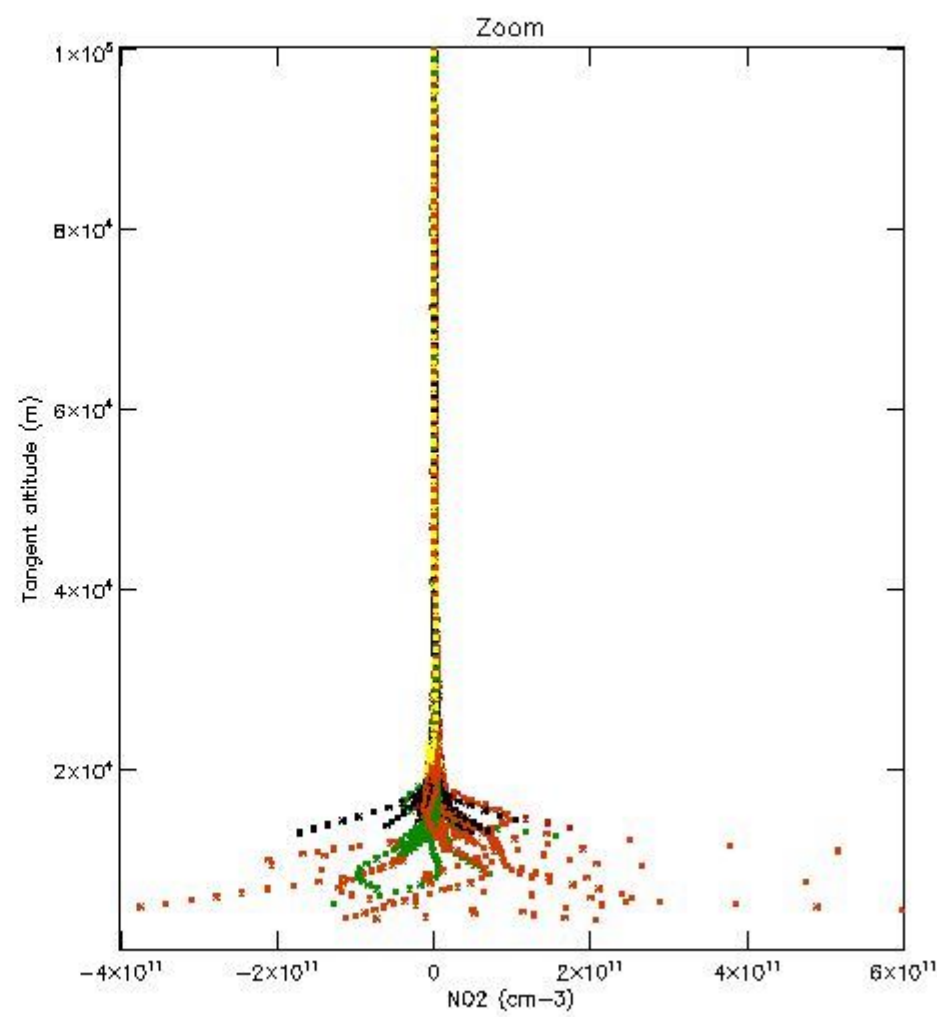
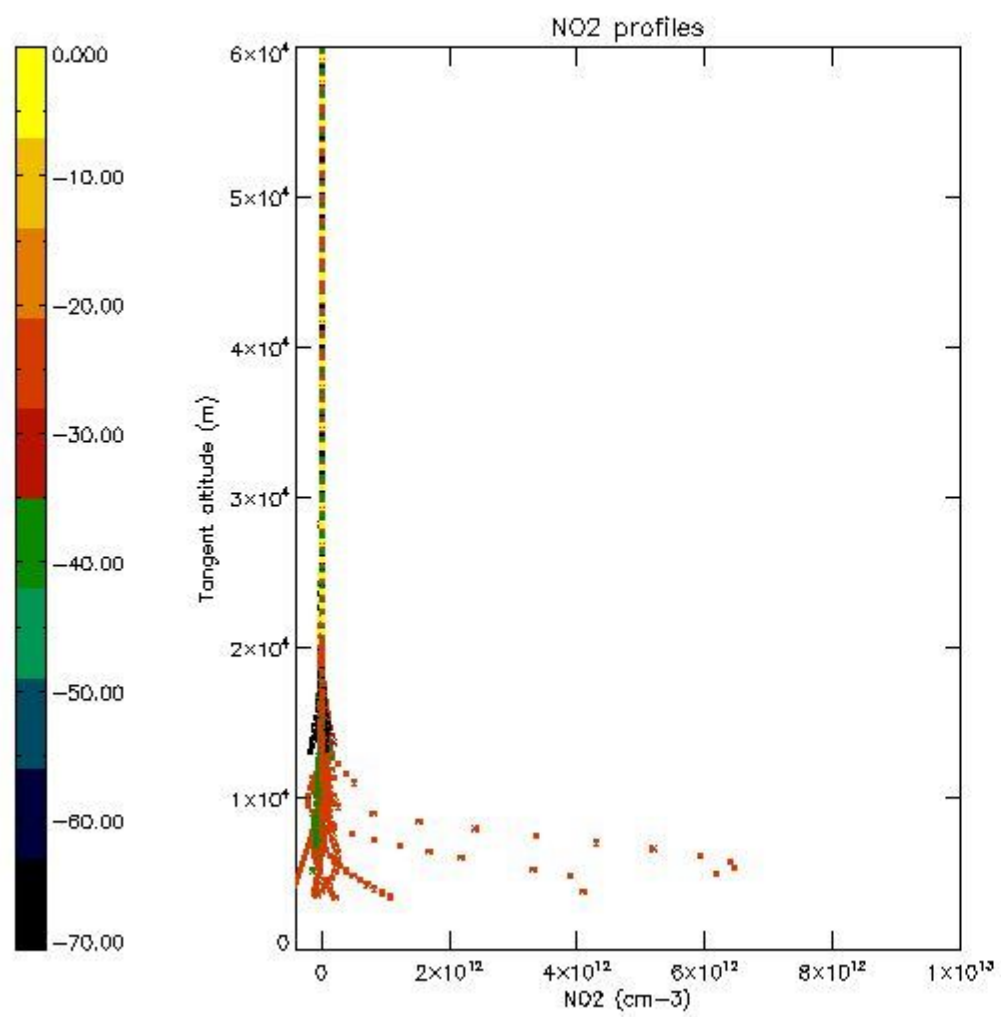
5.5 Plot ozone profiles where STD < 5% (dark without errors)

The colorbar represents the latitude.



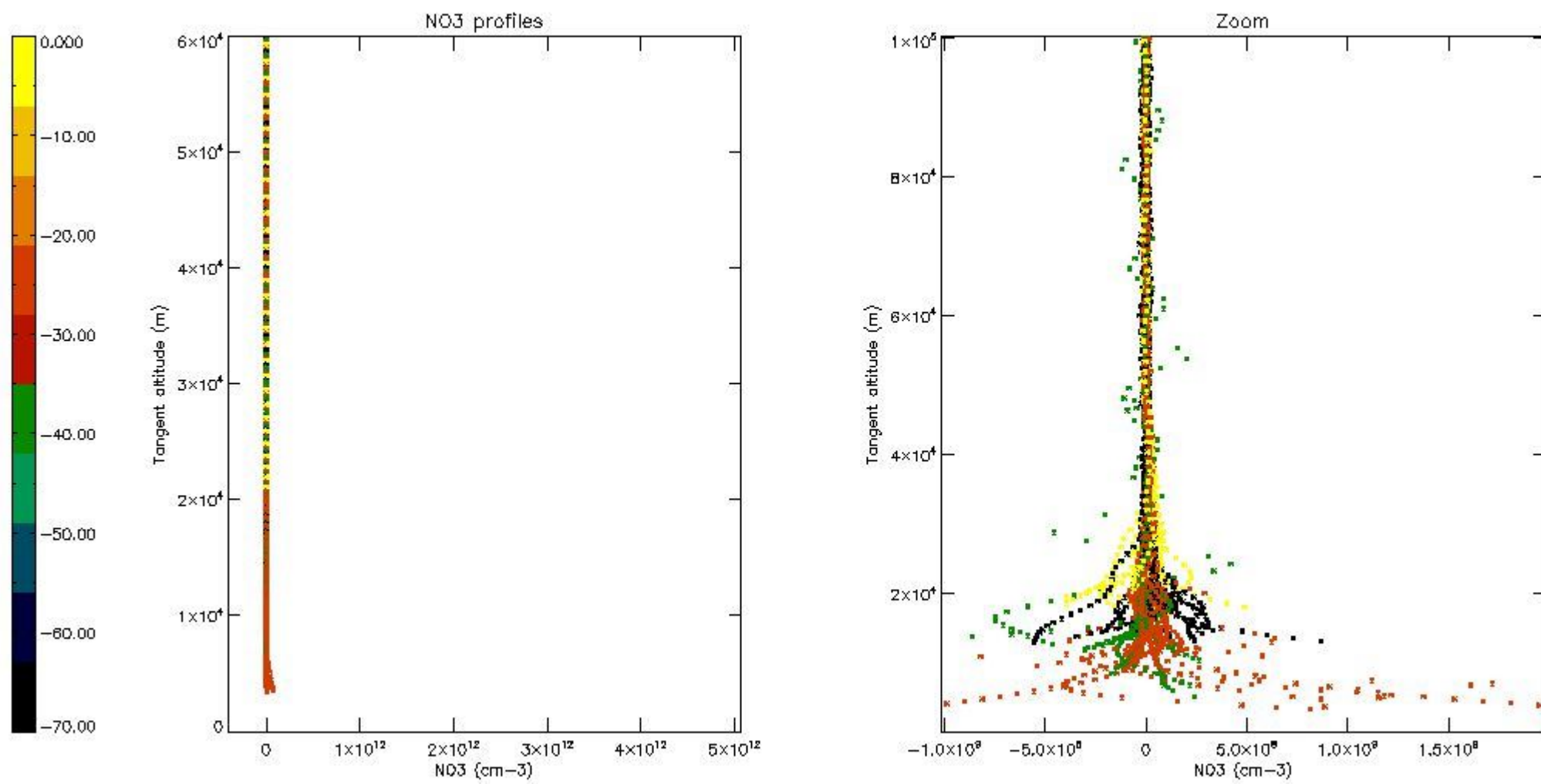
5.6 Plot NO₂ profiles for all STD (dark without errors)

The colorbar represents the latitude.



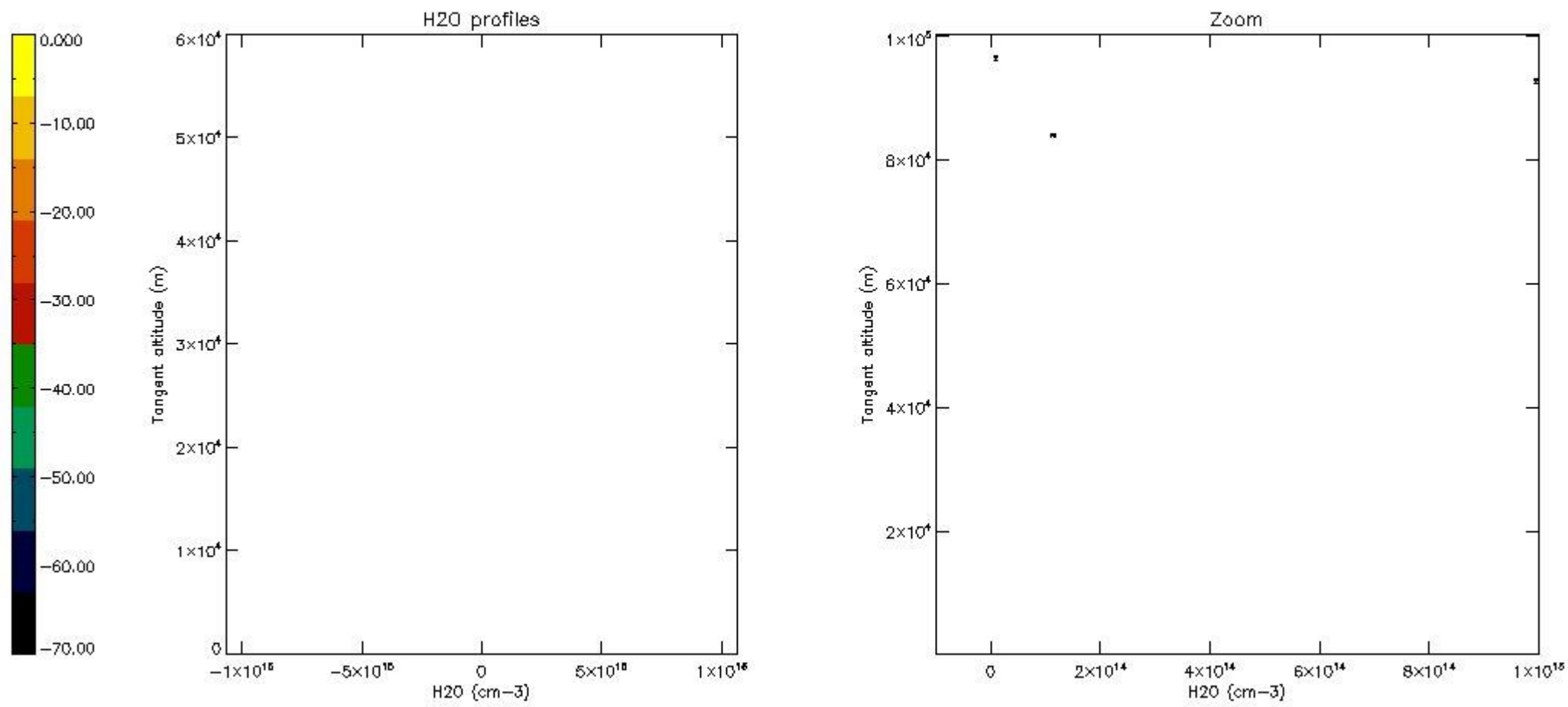
5.7 Plot NO3 profiles for all STD (dark without errors)

The colorbar represents the latitude.



5.8 Plot H2O profiles for all STD (only for occultations of stars 1,2,3,4,13,14,16,26,63 dark without errors)

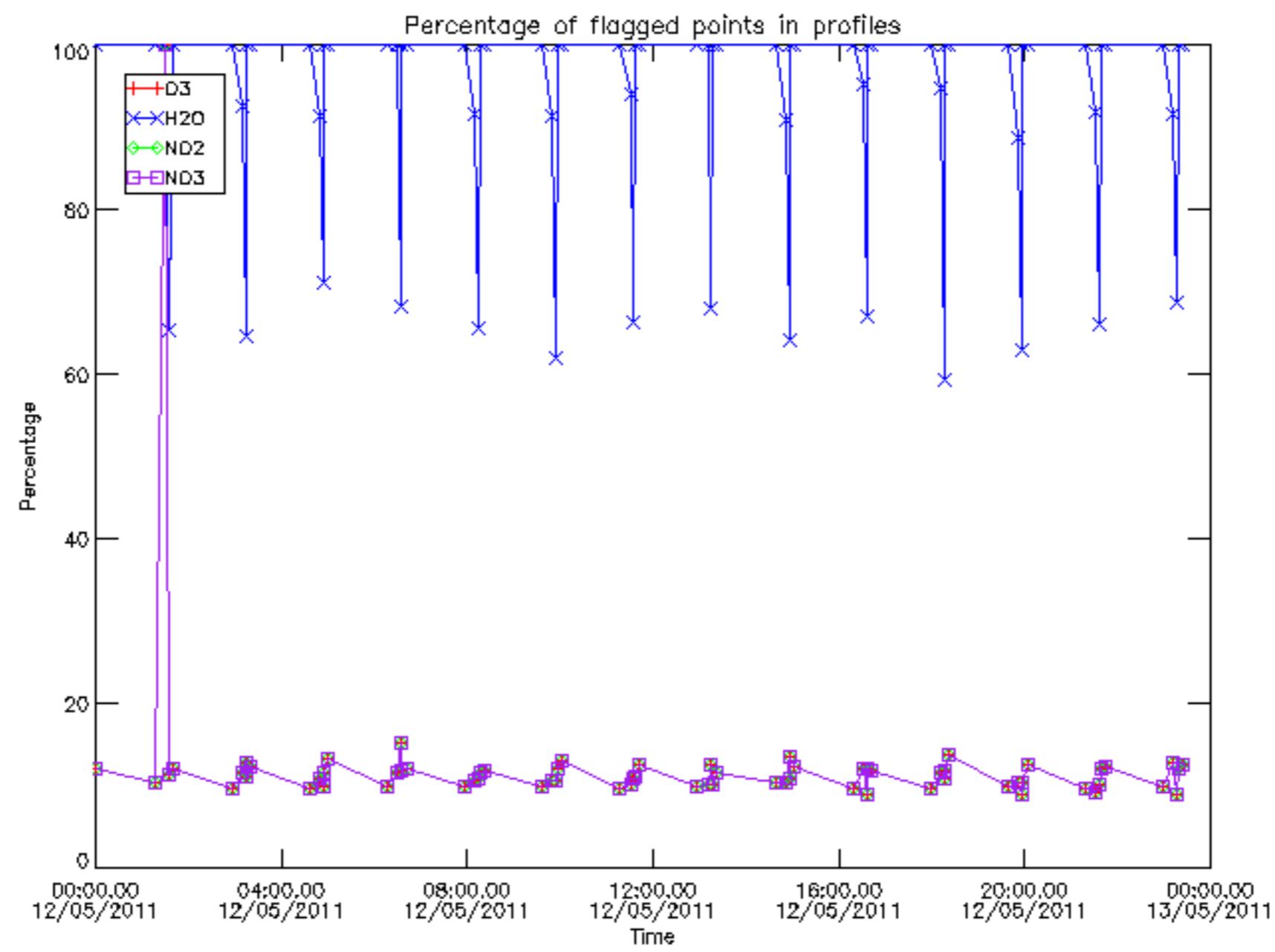
The colorbar represents the latitude.



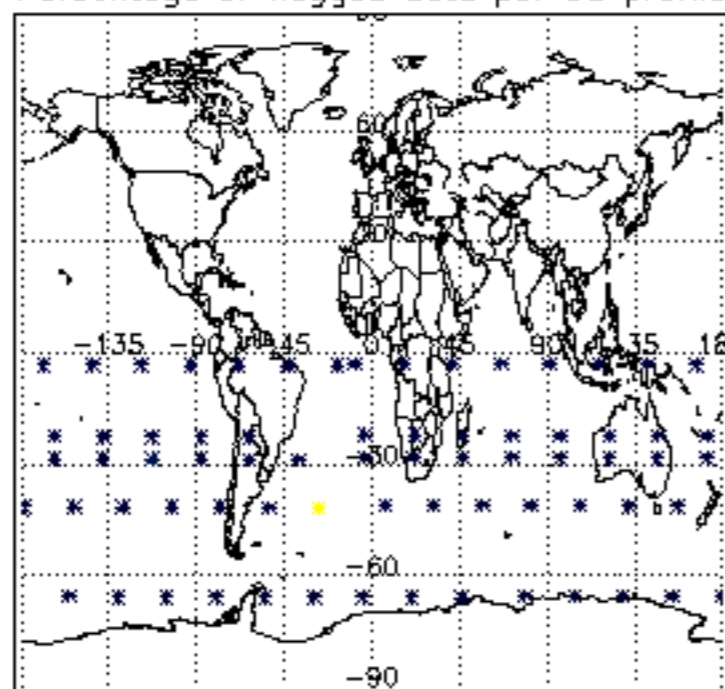
6. Auxiliary Data Files used for the production reported in section 2

The number reported in the third column indicates since which file (see list in section 2) the corresponding auxiliary file has been used. The fourth column is the date of those product files.

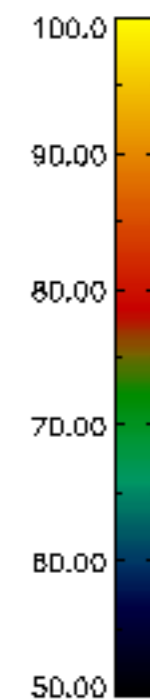
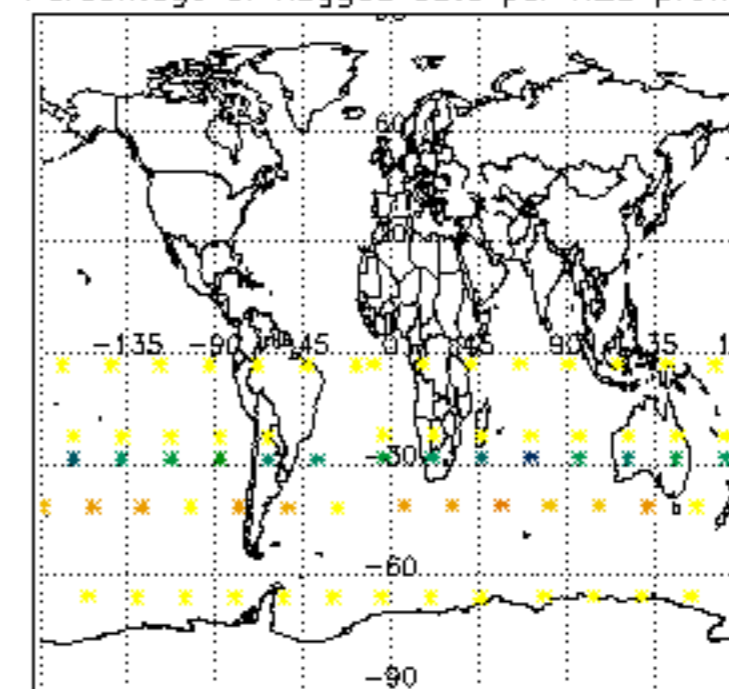
Type	Auxiliary Filename	Used since product	Used since product date
INST_PHYS_CHARACTERISTICS	GOM_INS_AXVIEC20091111_143220_20030716_120000_20500101_000000	1	12-MAY-2011 00:00:16
LEVEL-2_PROC_CONFIG	GOM_PR2_AXVIEC20091111_152718_20020301_000000_20500101_000000	1	12-MAY-2011 00:00:16
CROSS_SECTIONS_FILE	GOM_CRS_AXVIEC20091111_154832_20020301_000000_20500101_000000	1	12-MAY-2011 00:00:16



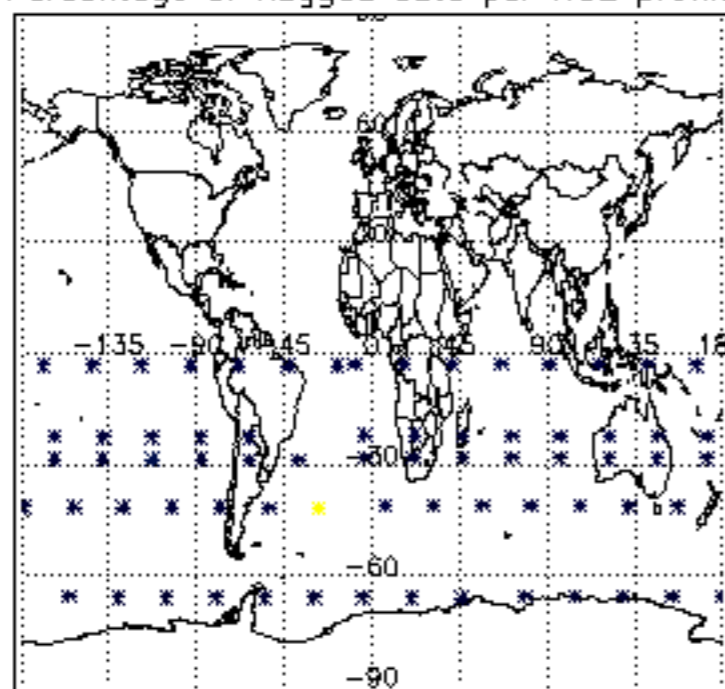
Percentage of flagged data per D3 profile



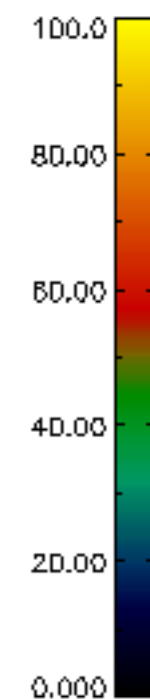
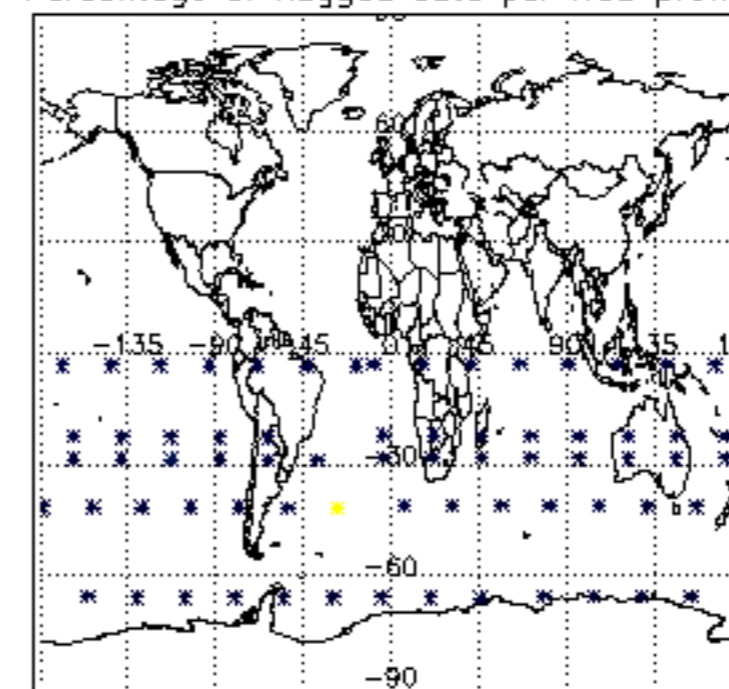
Percentage of flagged data per H2O profile

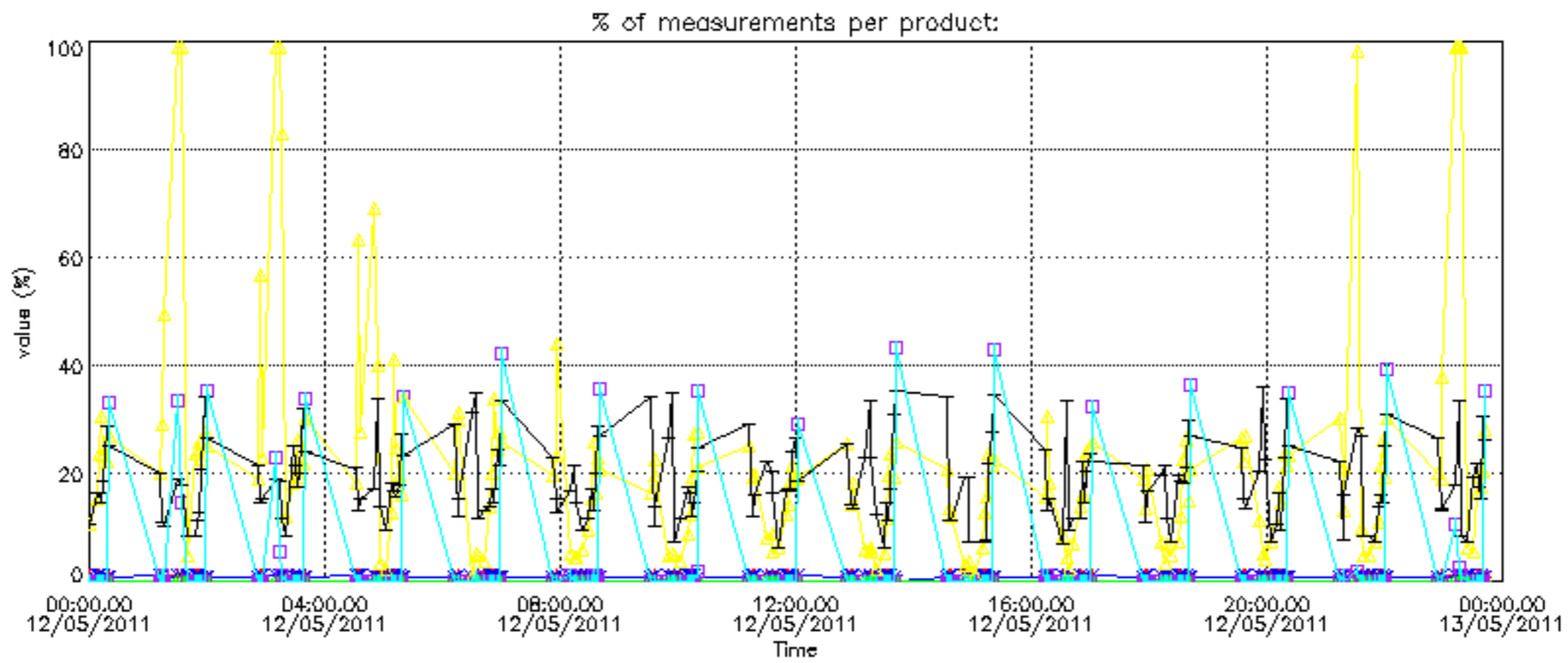


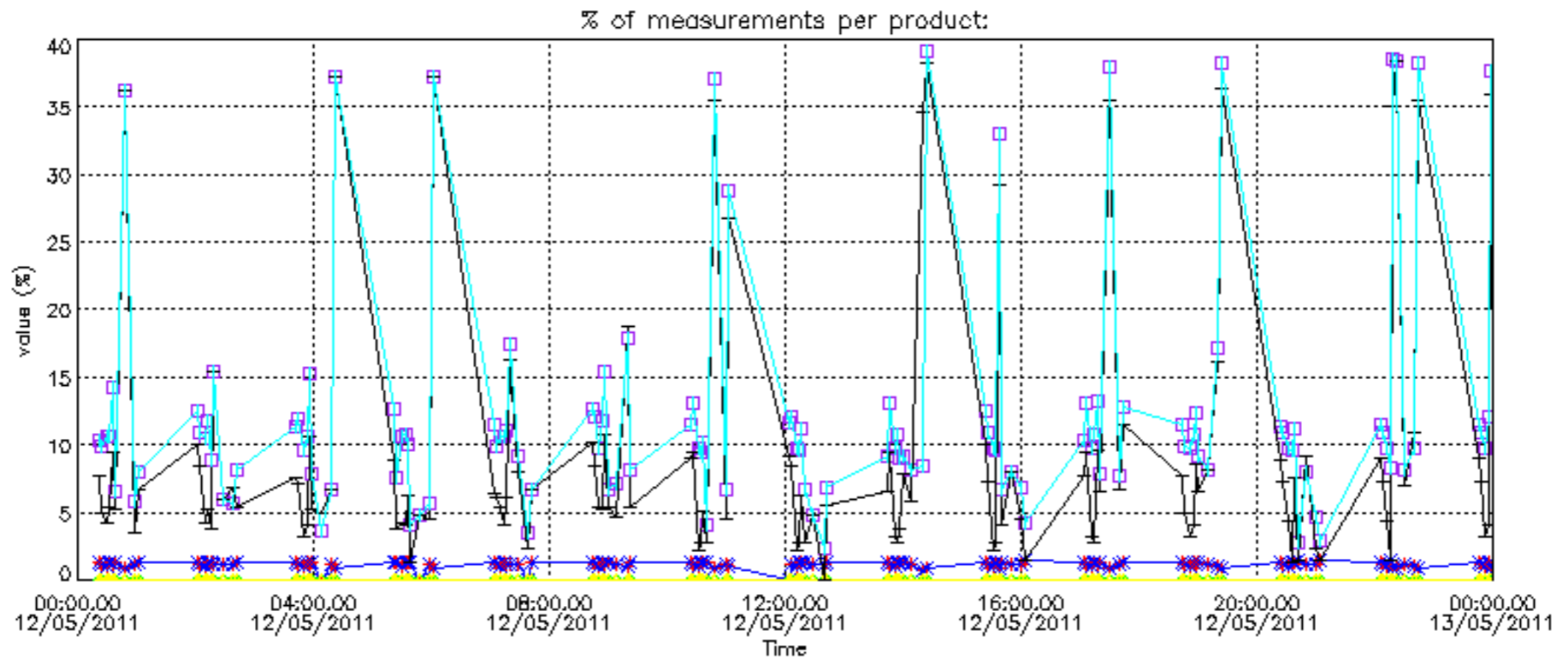
Percentage of flagged data per NO2 profile



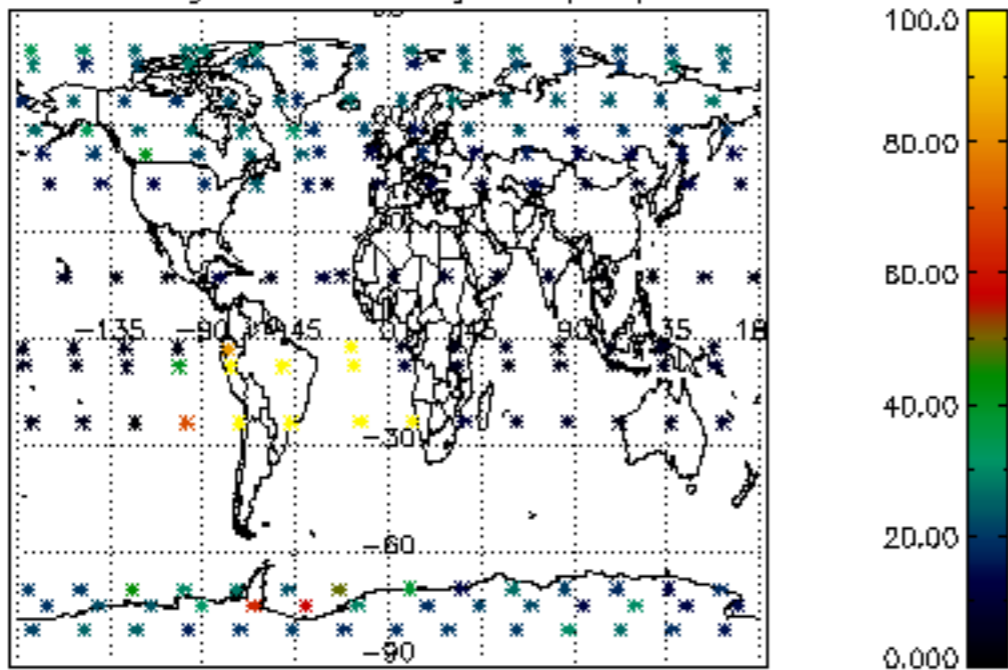
Percentage of flagged data per NO3 profile



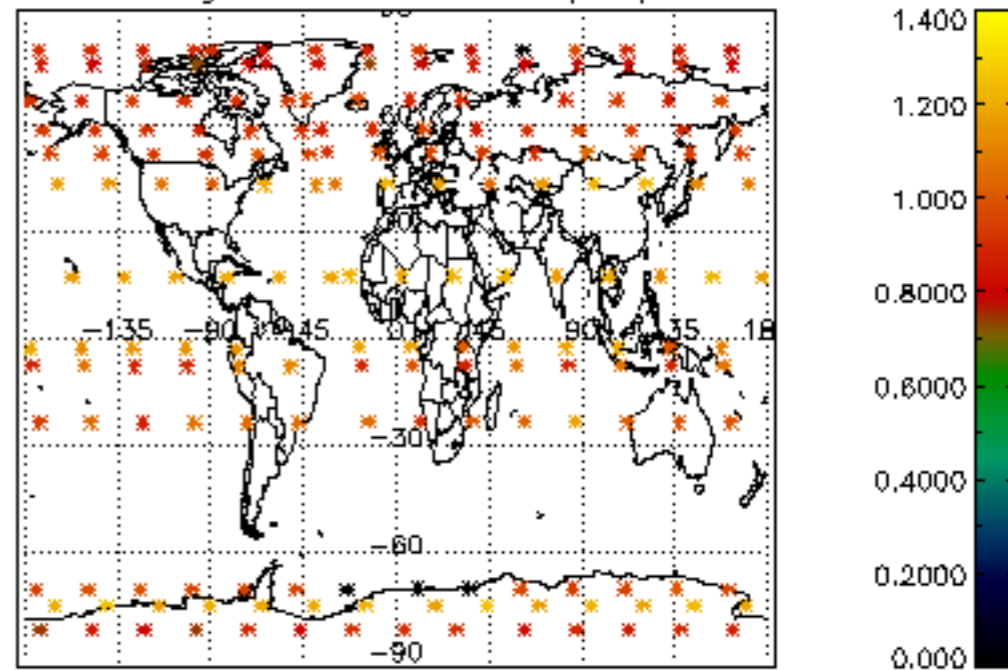




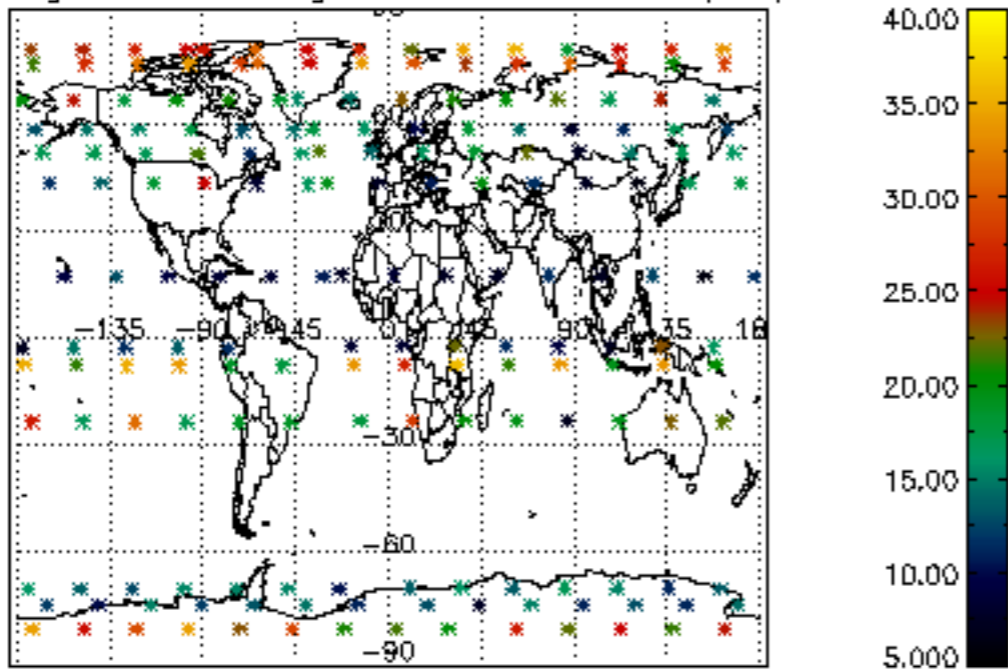
Percentage of cosmic ray hits per profile



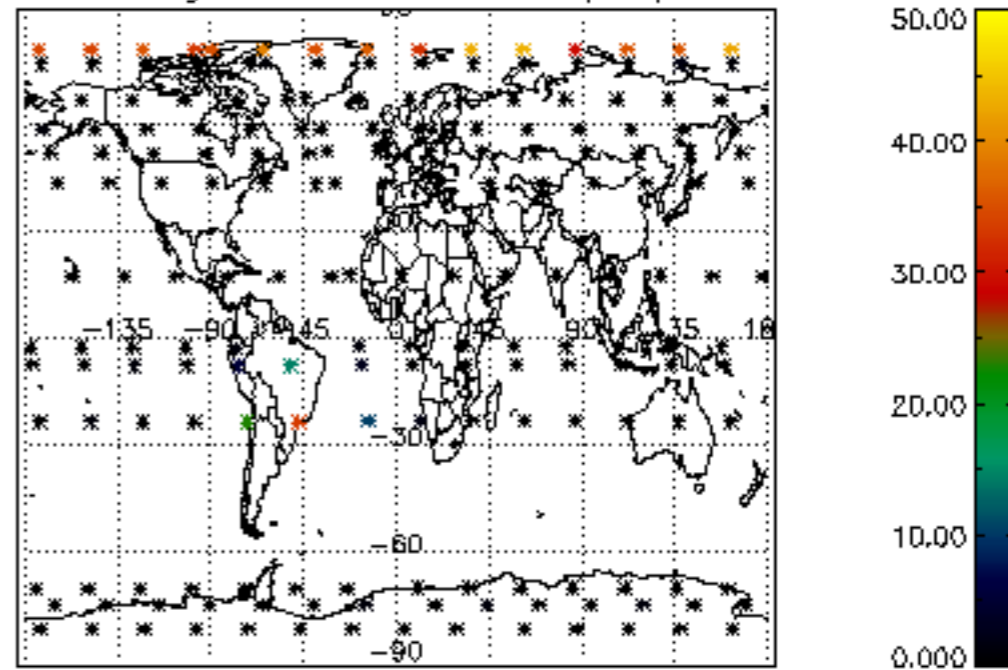
Percentage of datation errors per profile



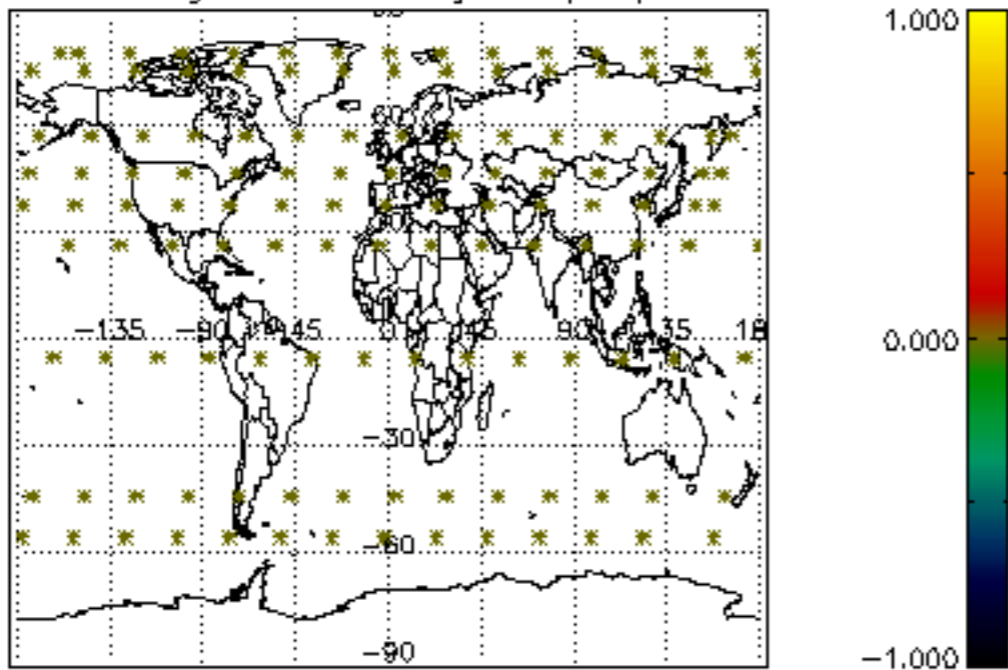
Percentage of star falling outside central band per profile



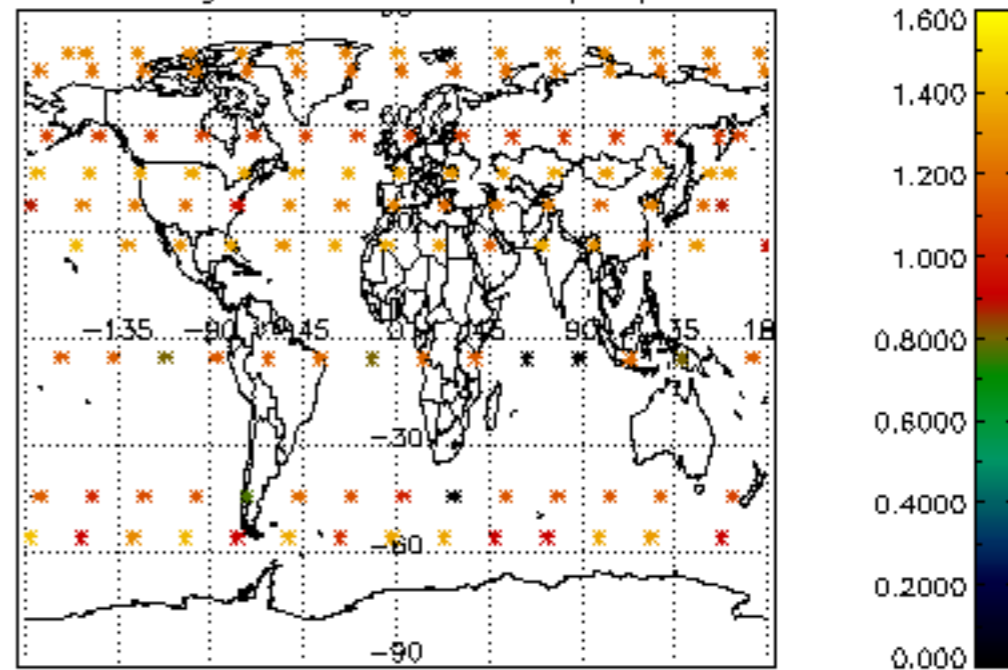
Percentage of saturation errors per profile



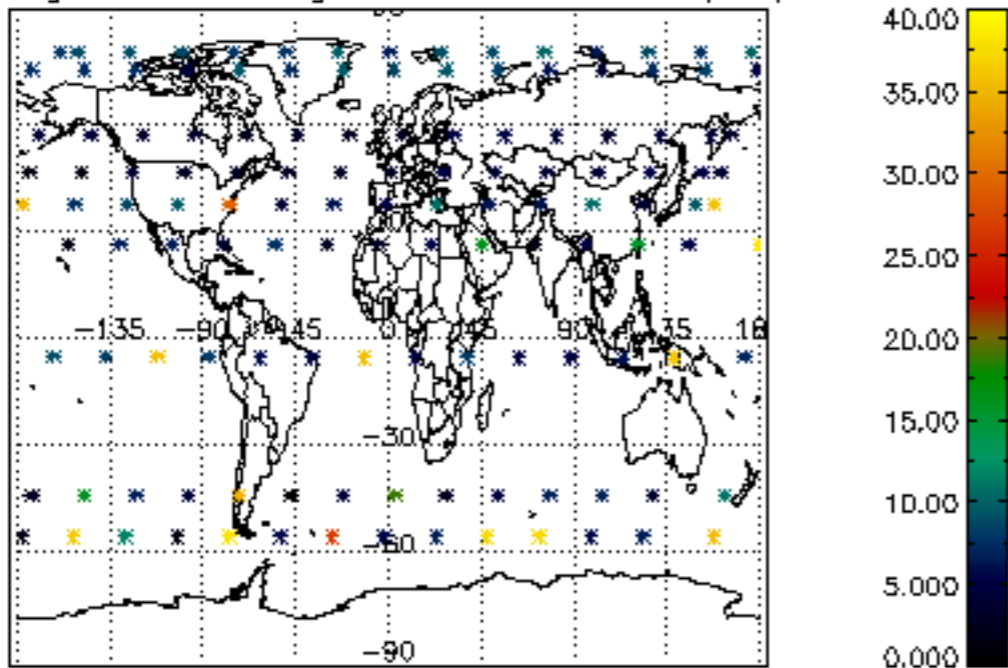
Percentage of cosmic ray hits per profile



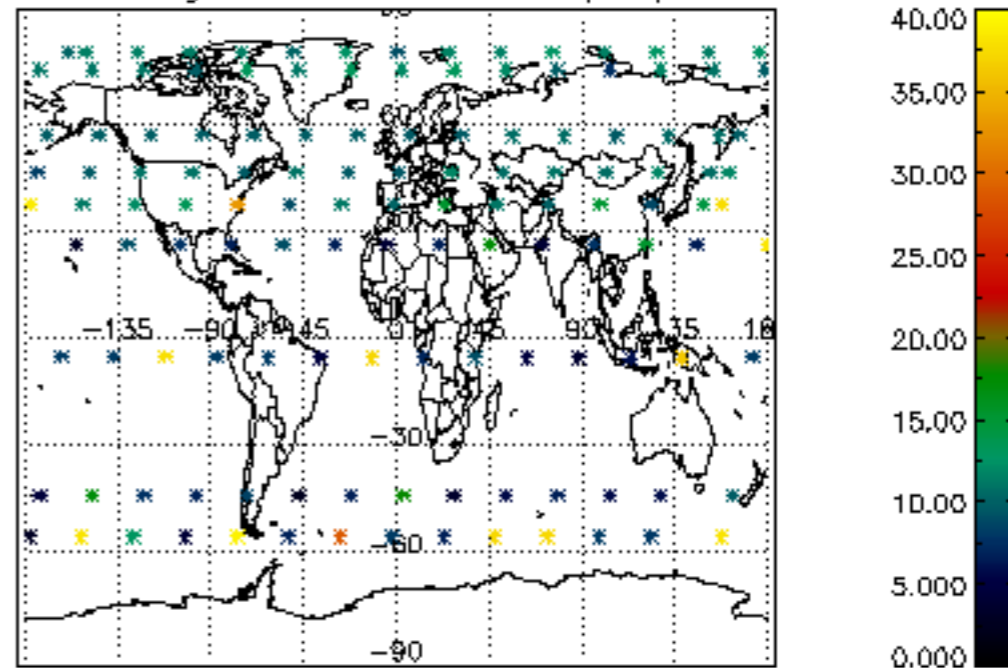
Percentage of datation errors per profile

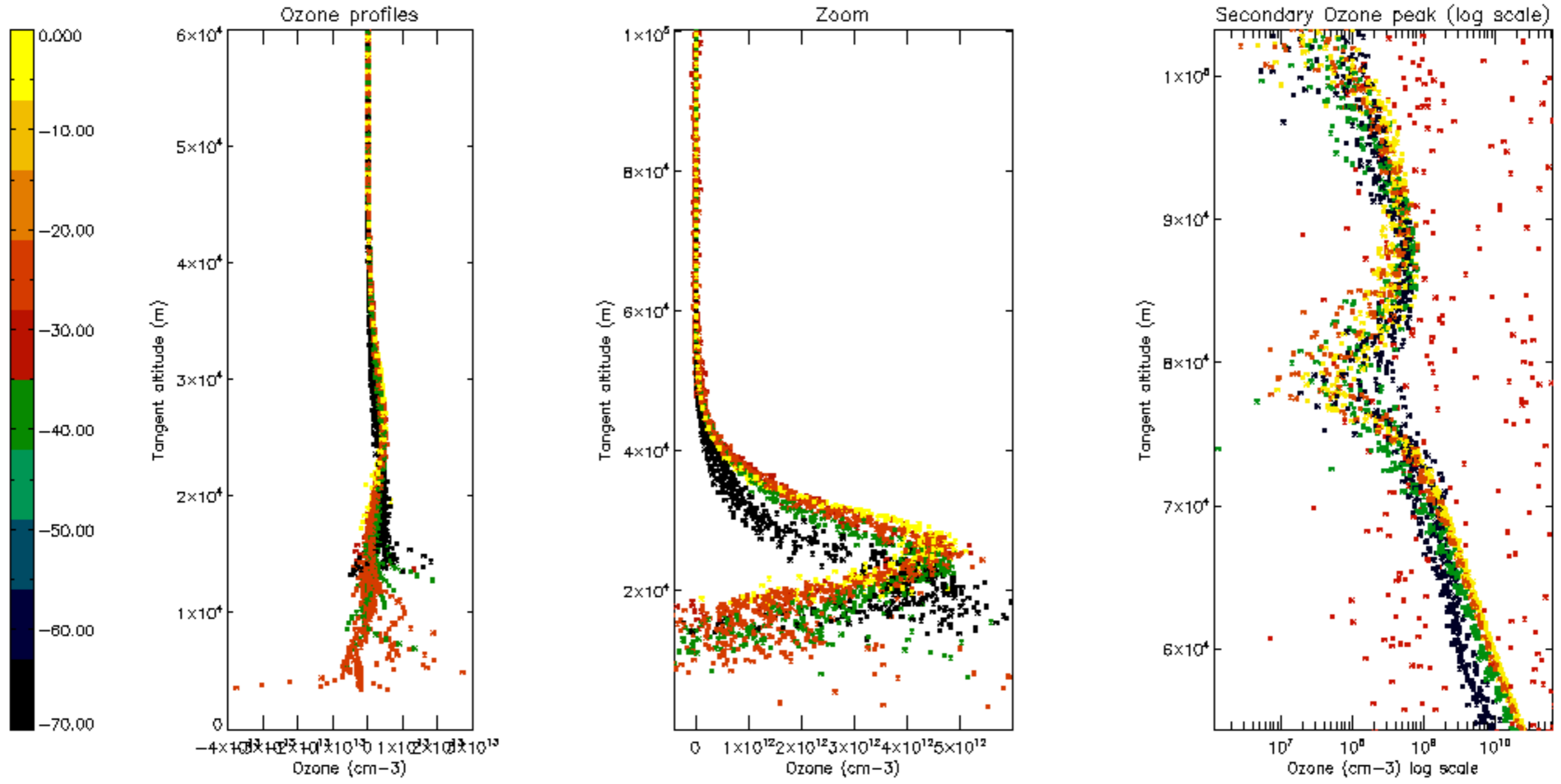


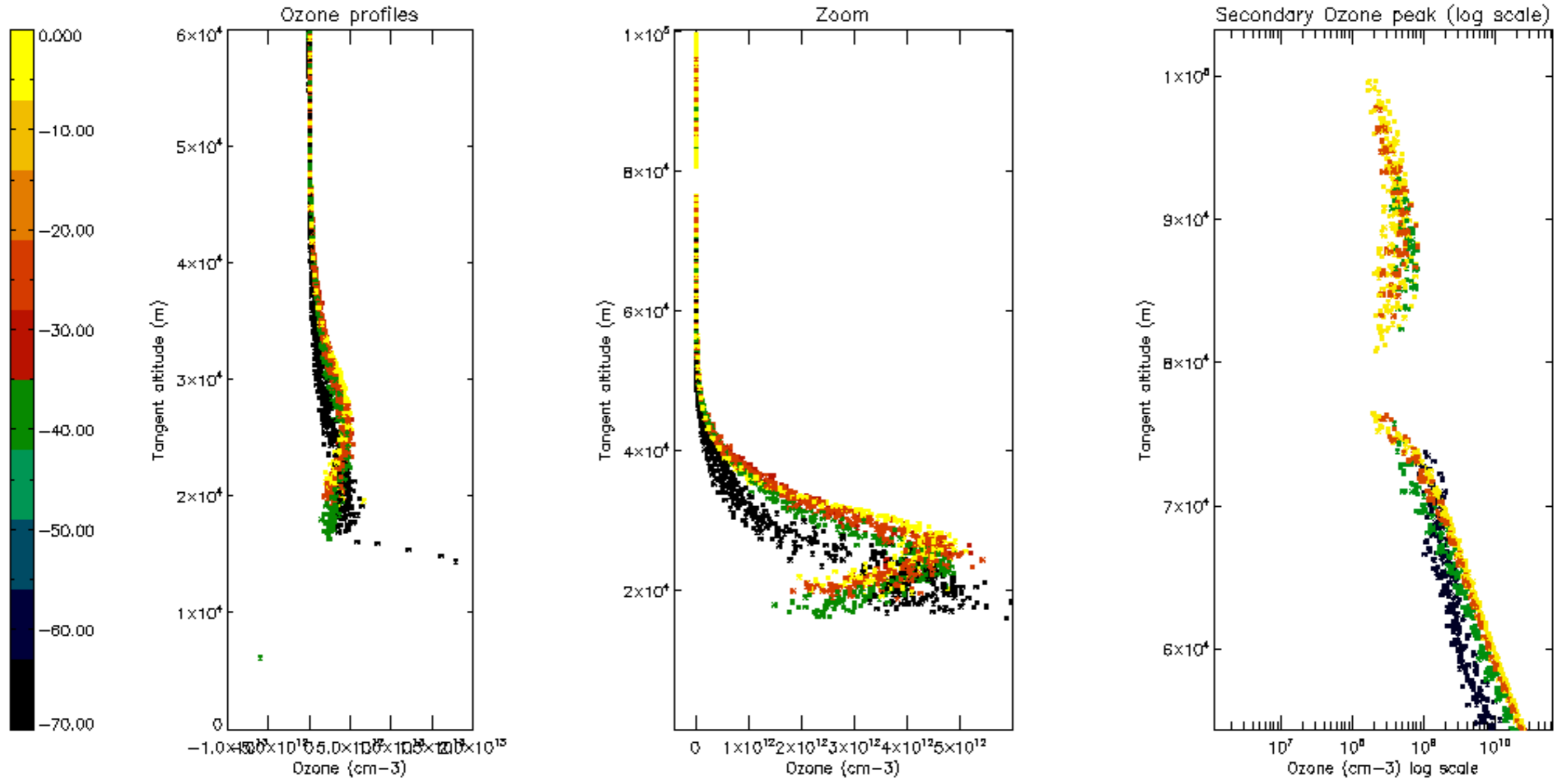
Percentage of star falling outside central band per profile

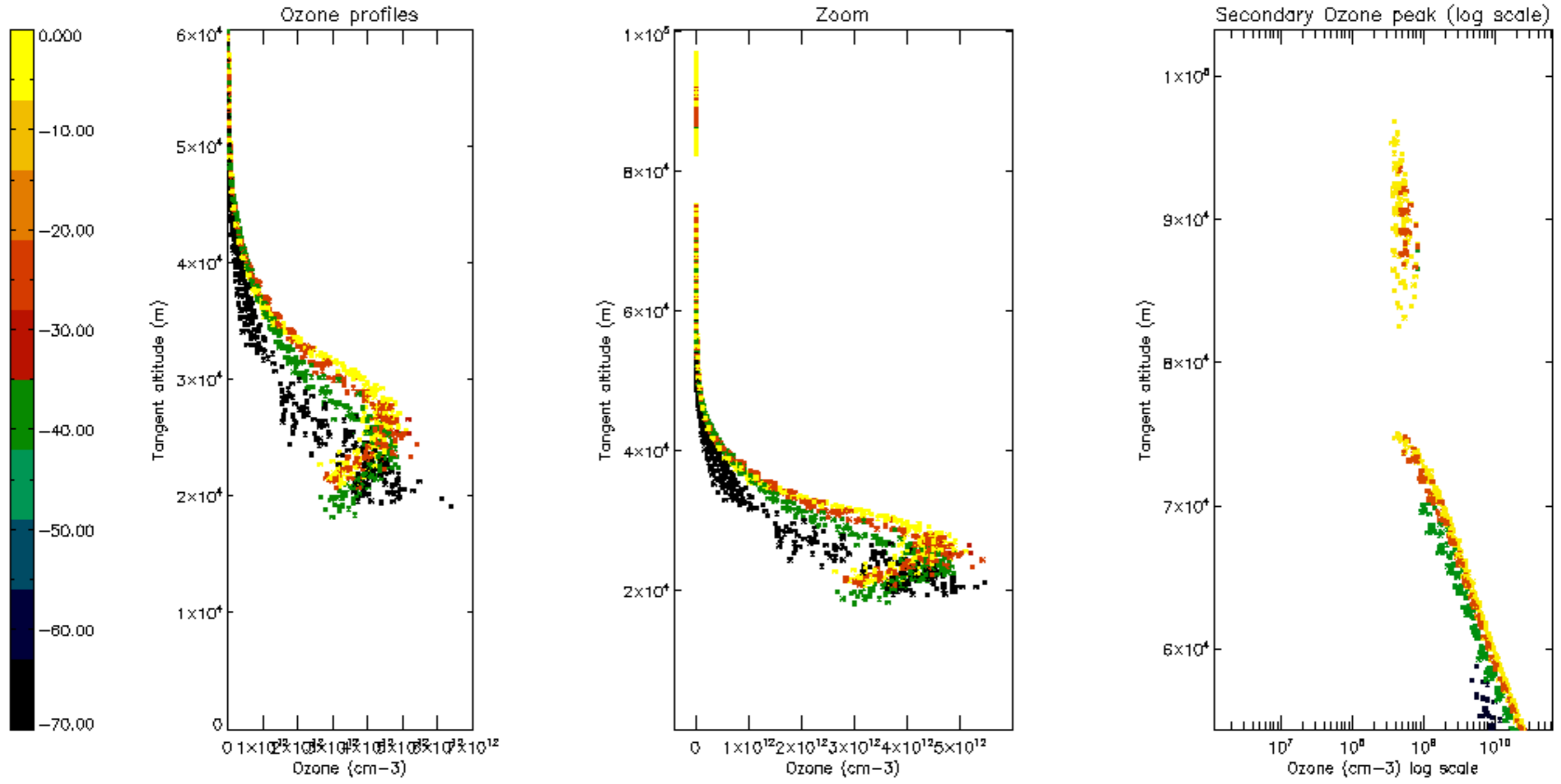


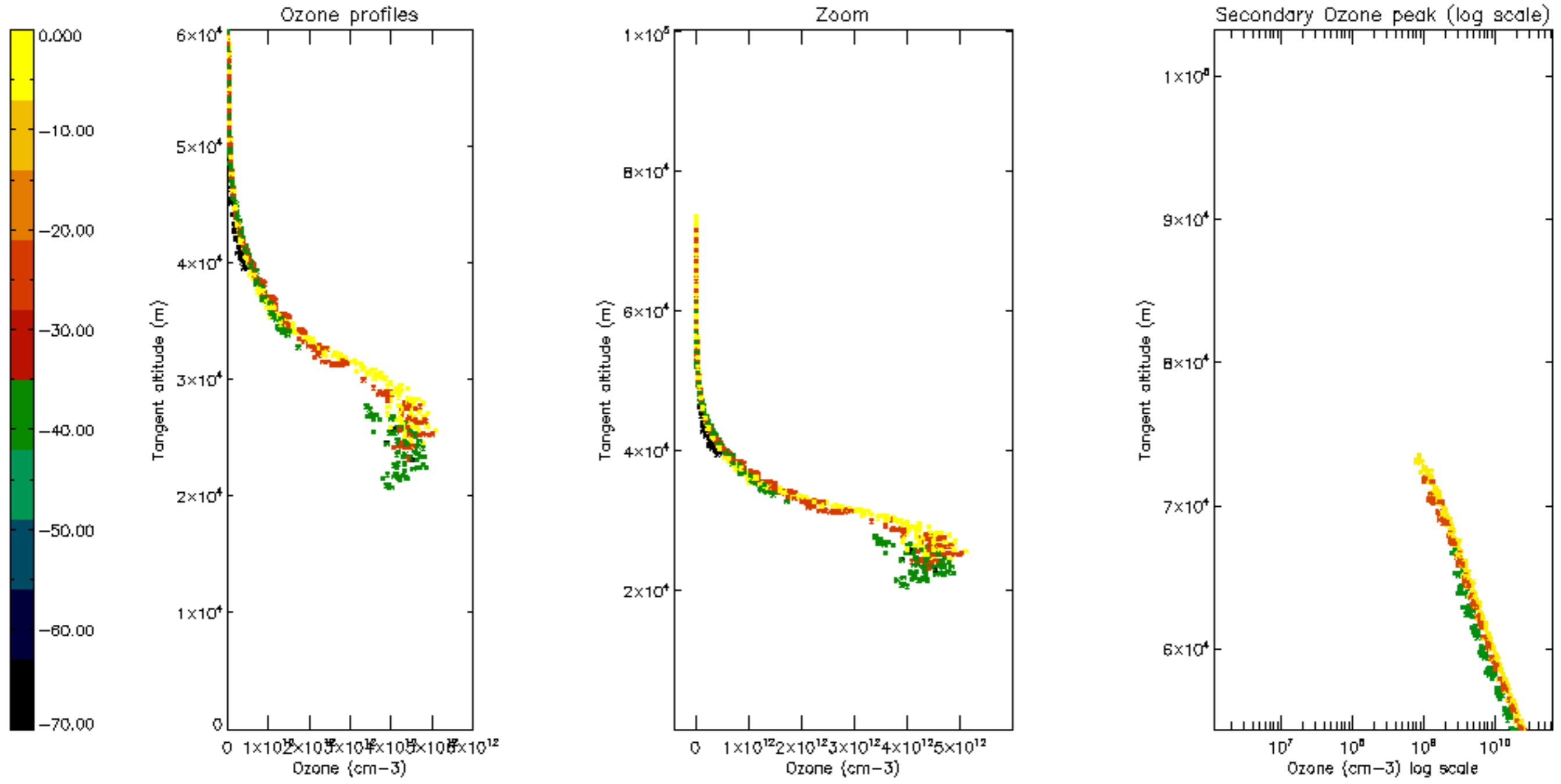
Percentage of saturation errors per profile

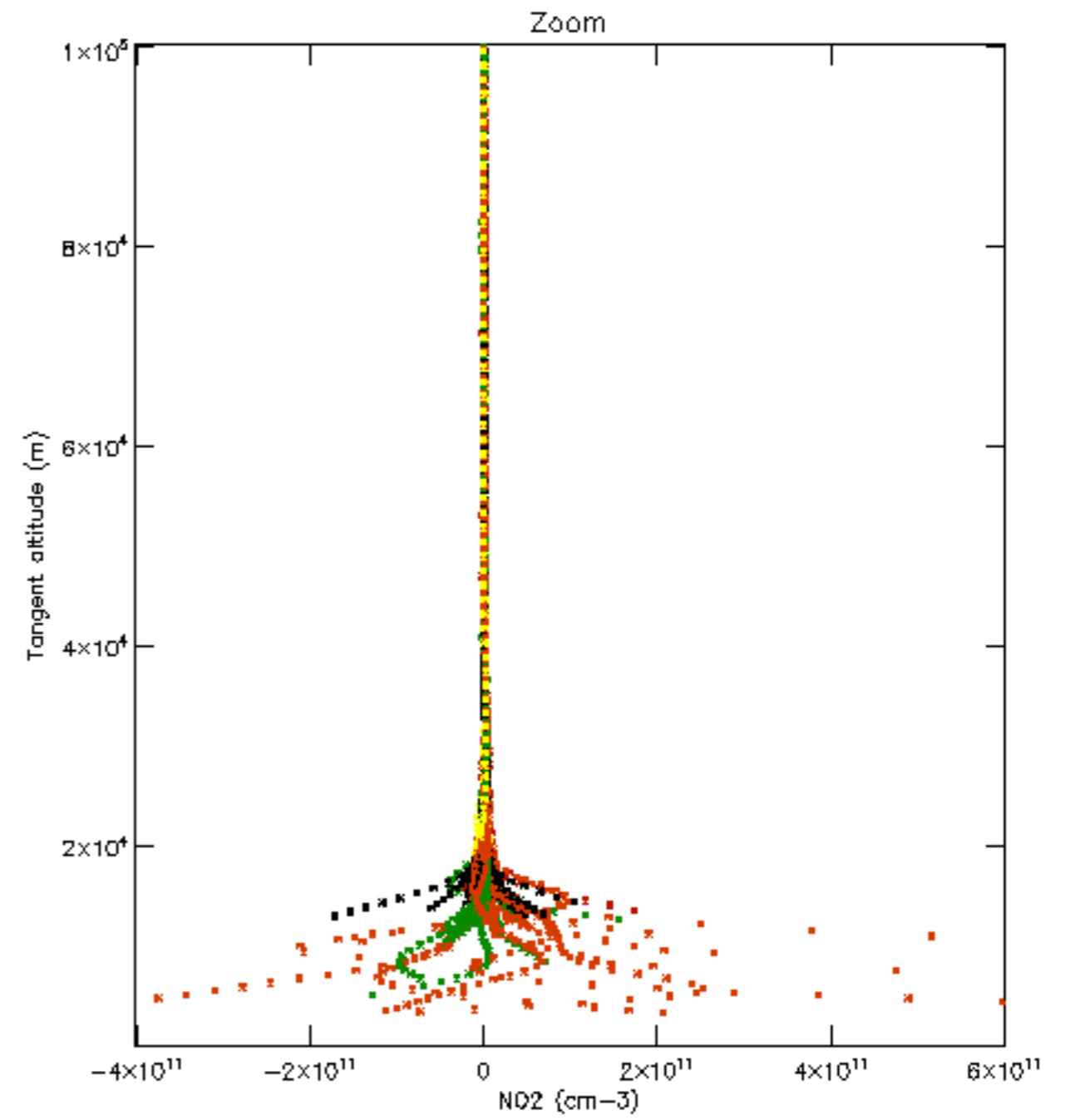
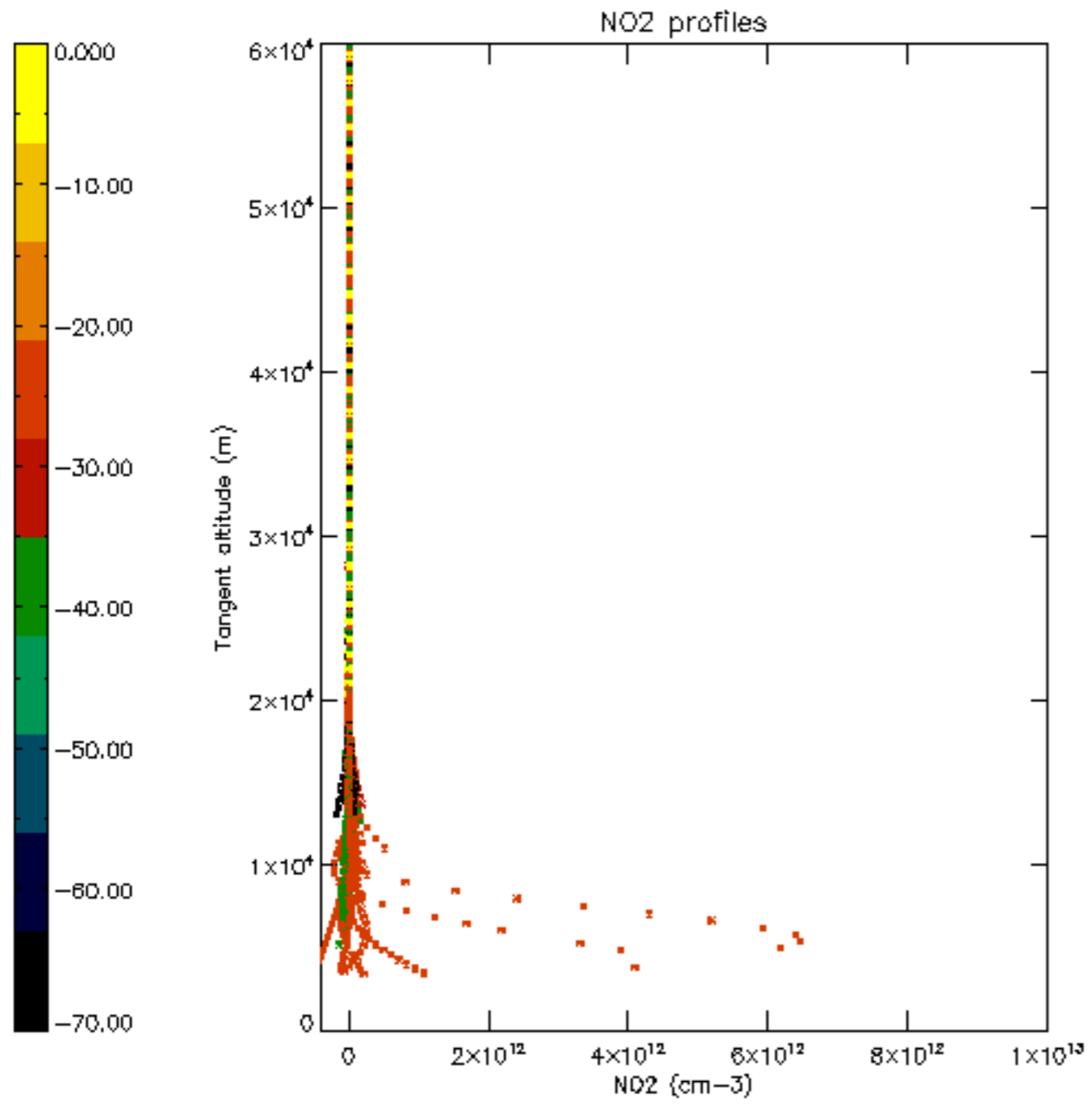


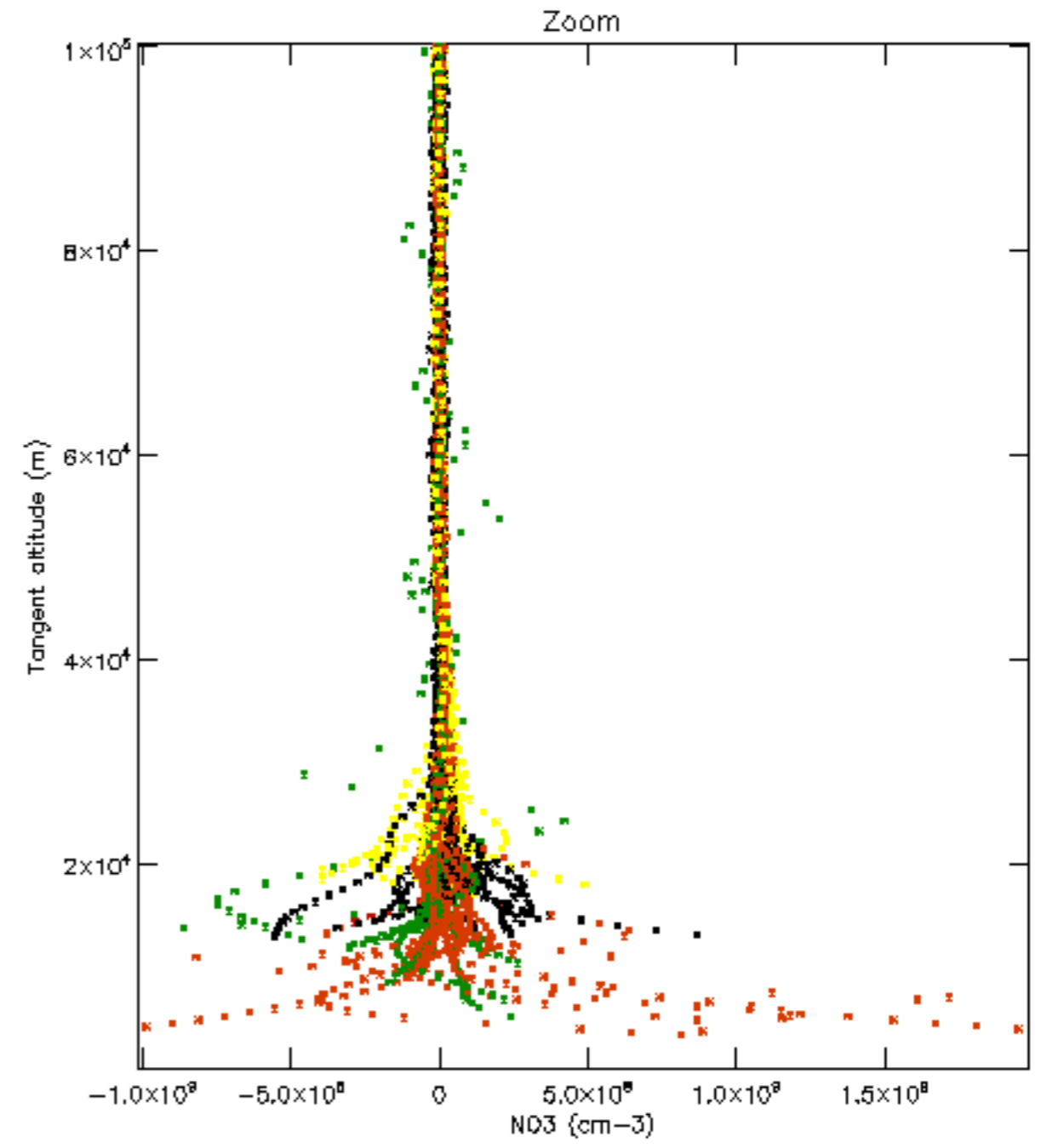
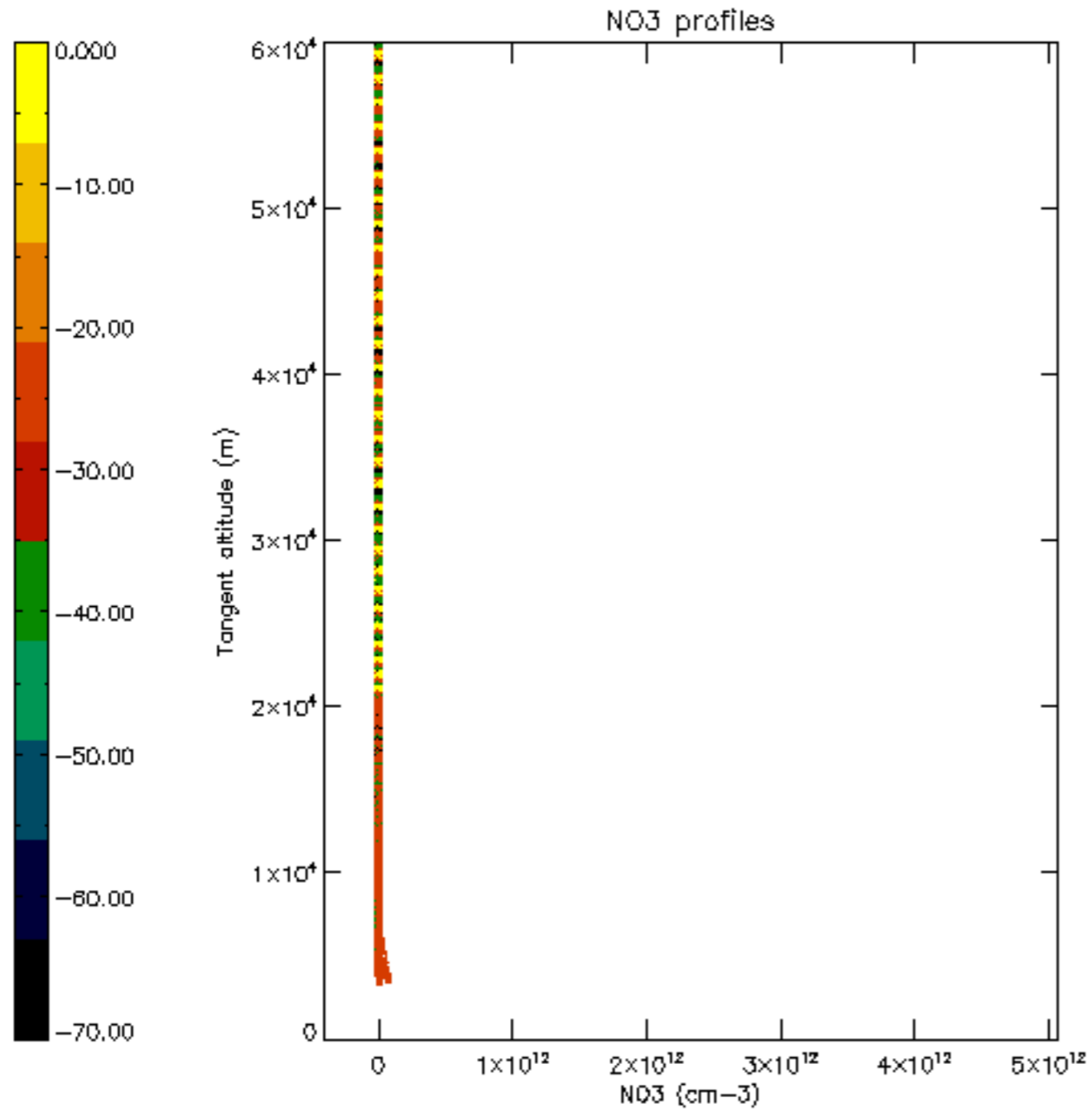


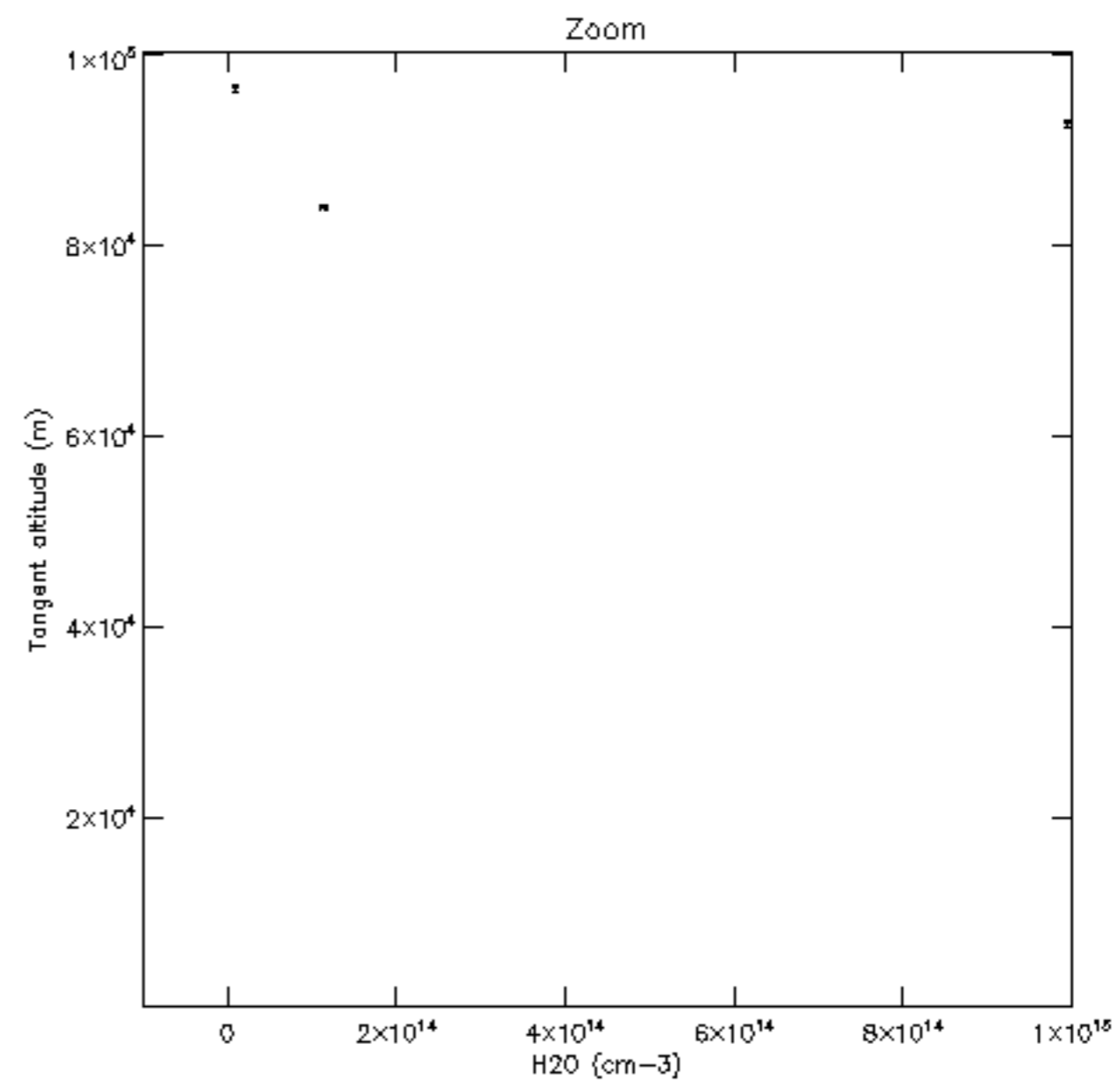
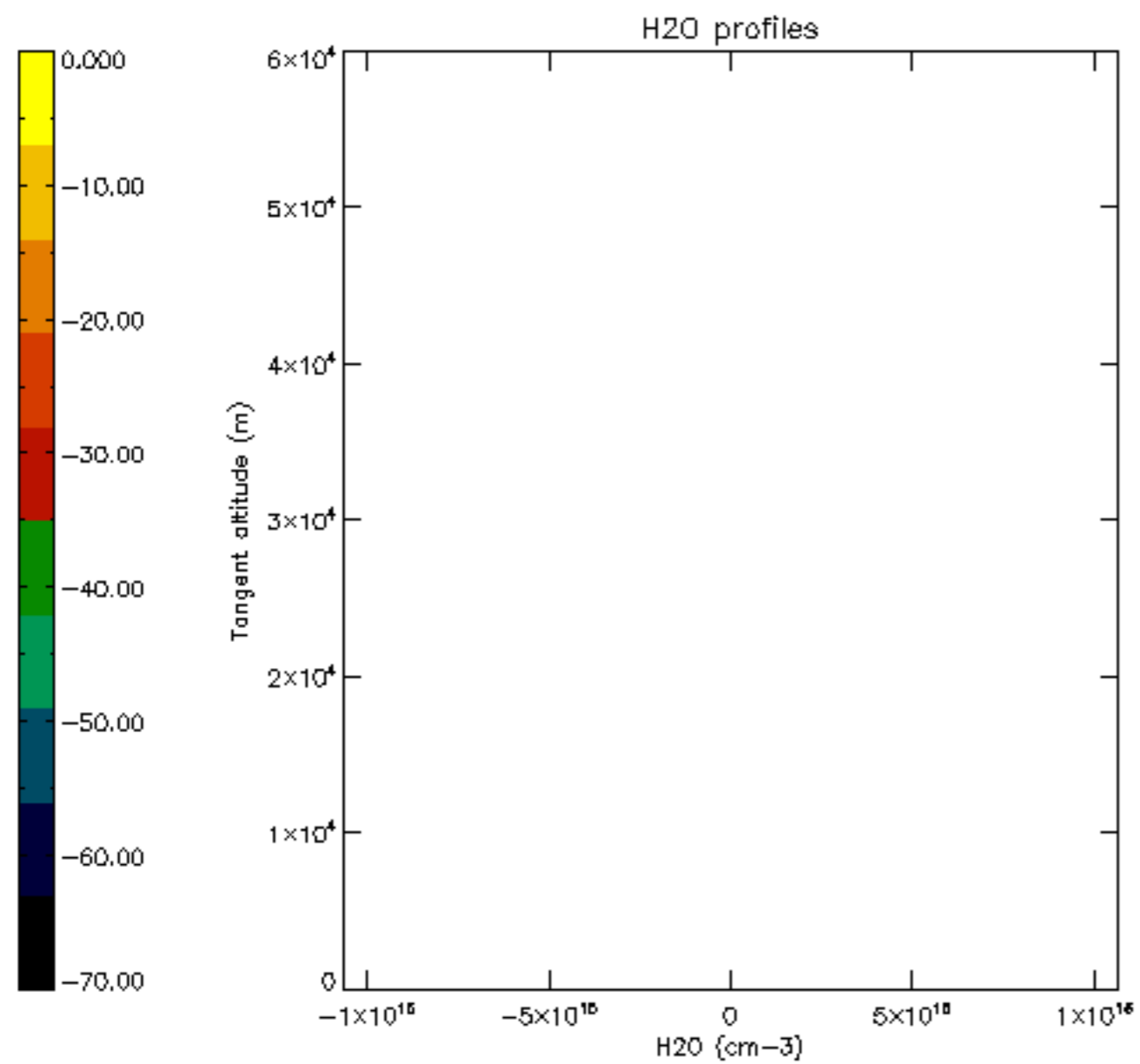


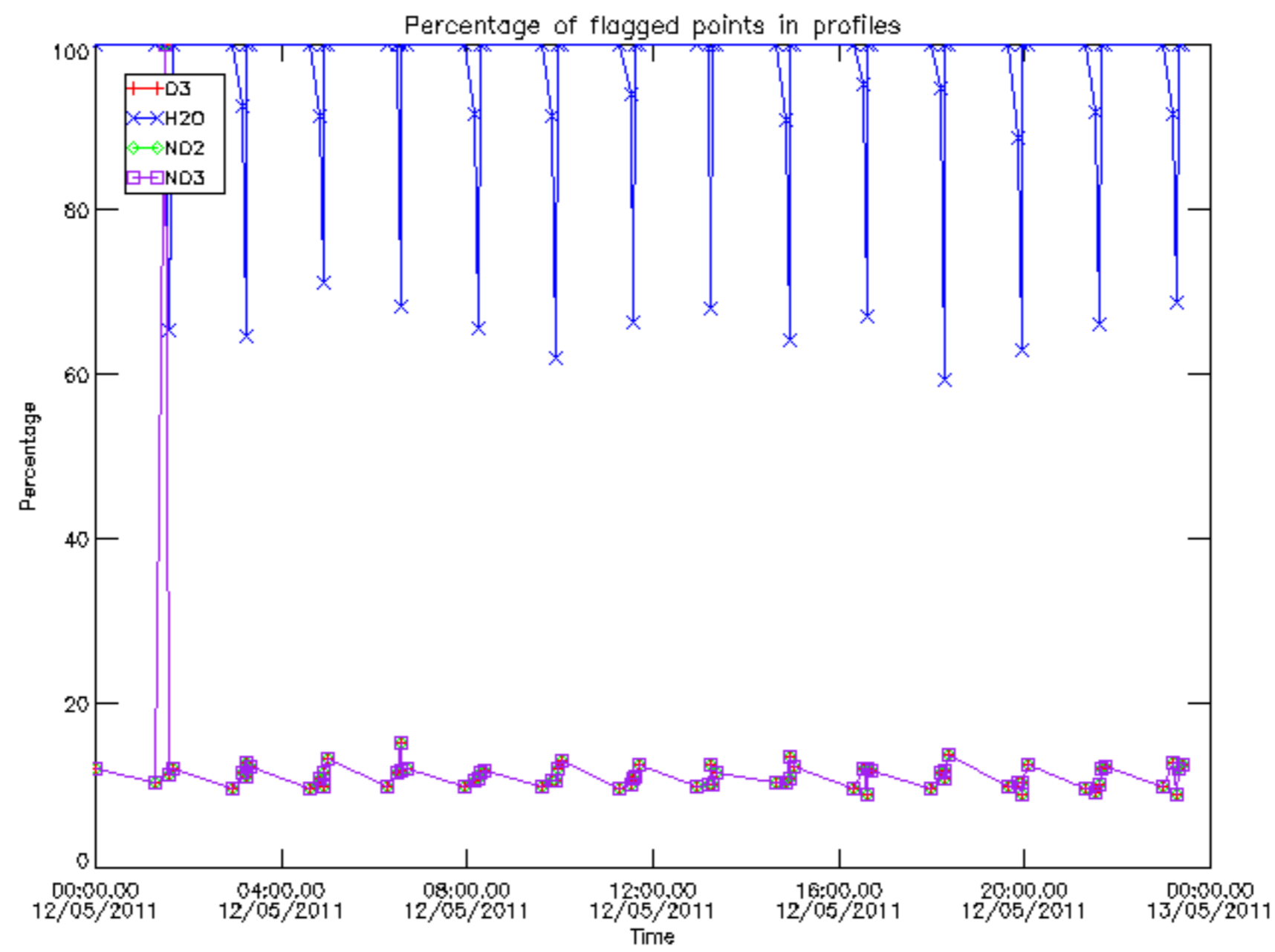




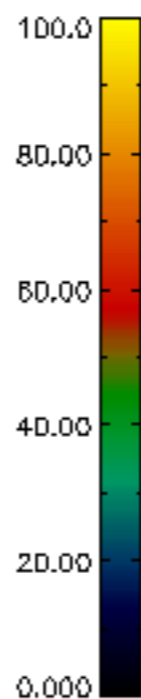
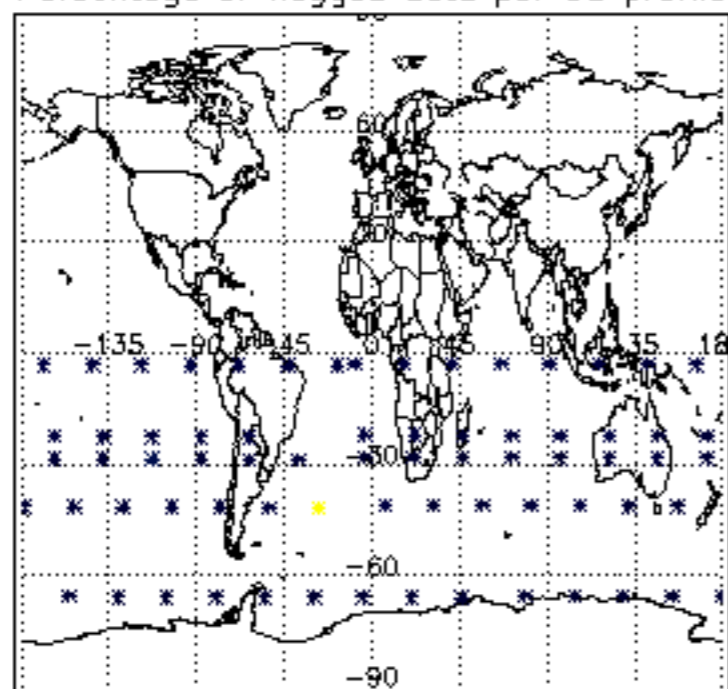




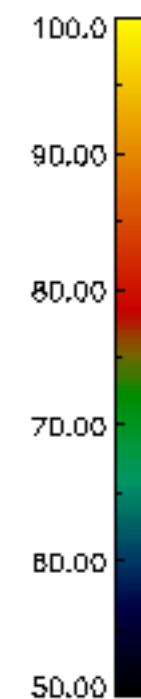
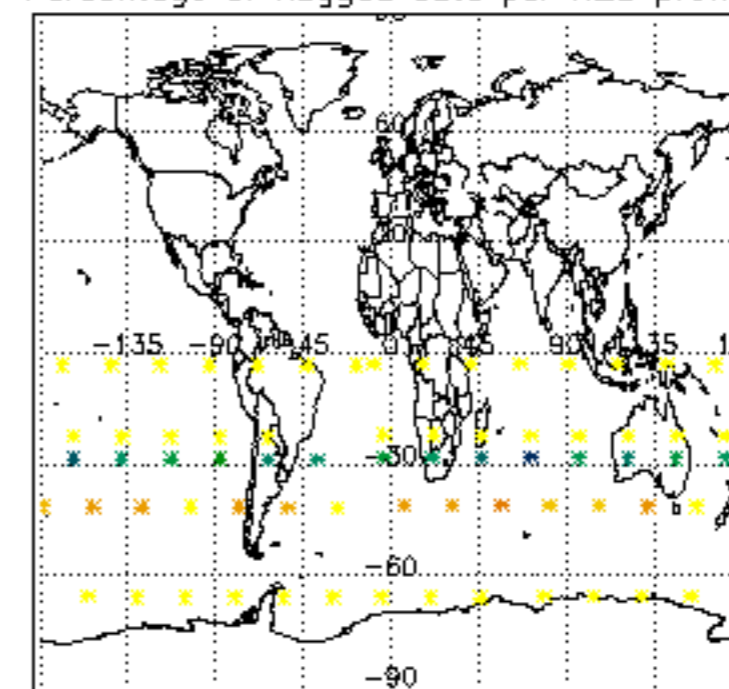




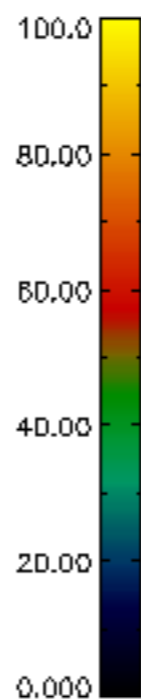
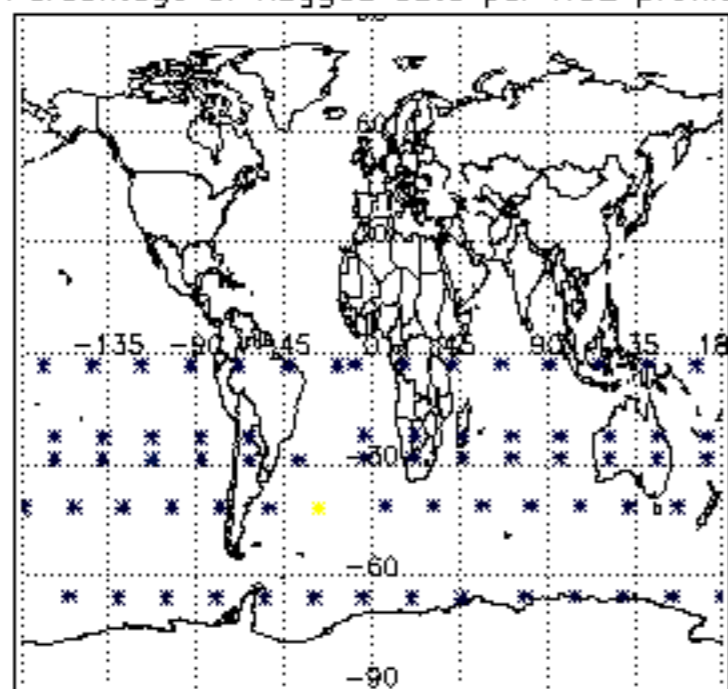
Percentage of flagged data per D3 profile



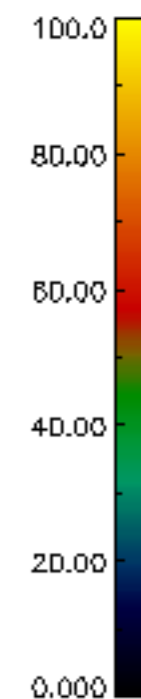
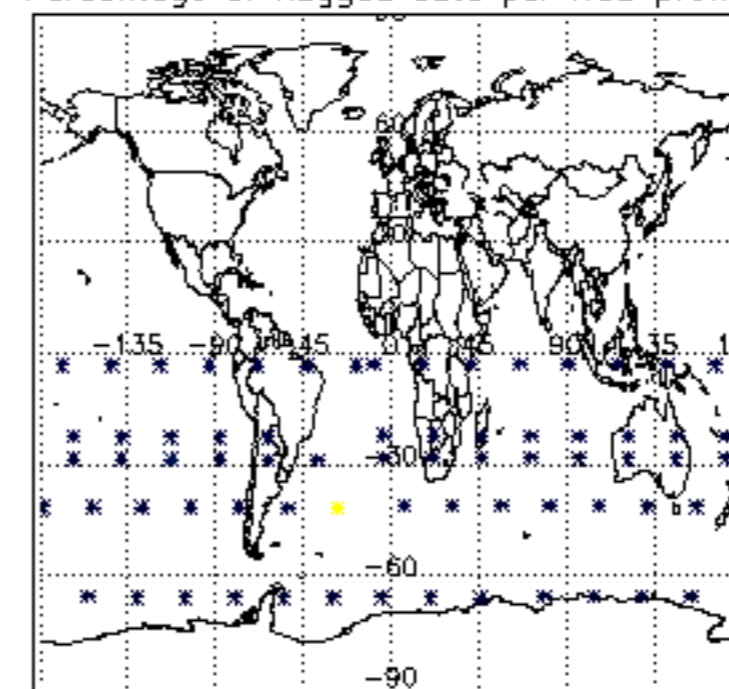
Percentage of flagged data per H2O profile

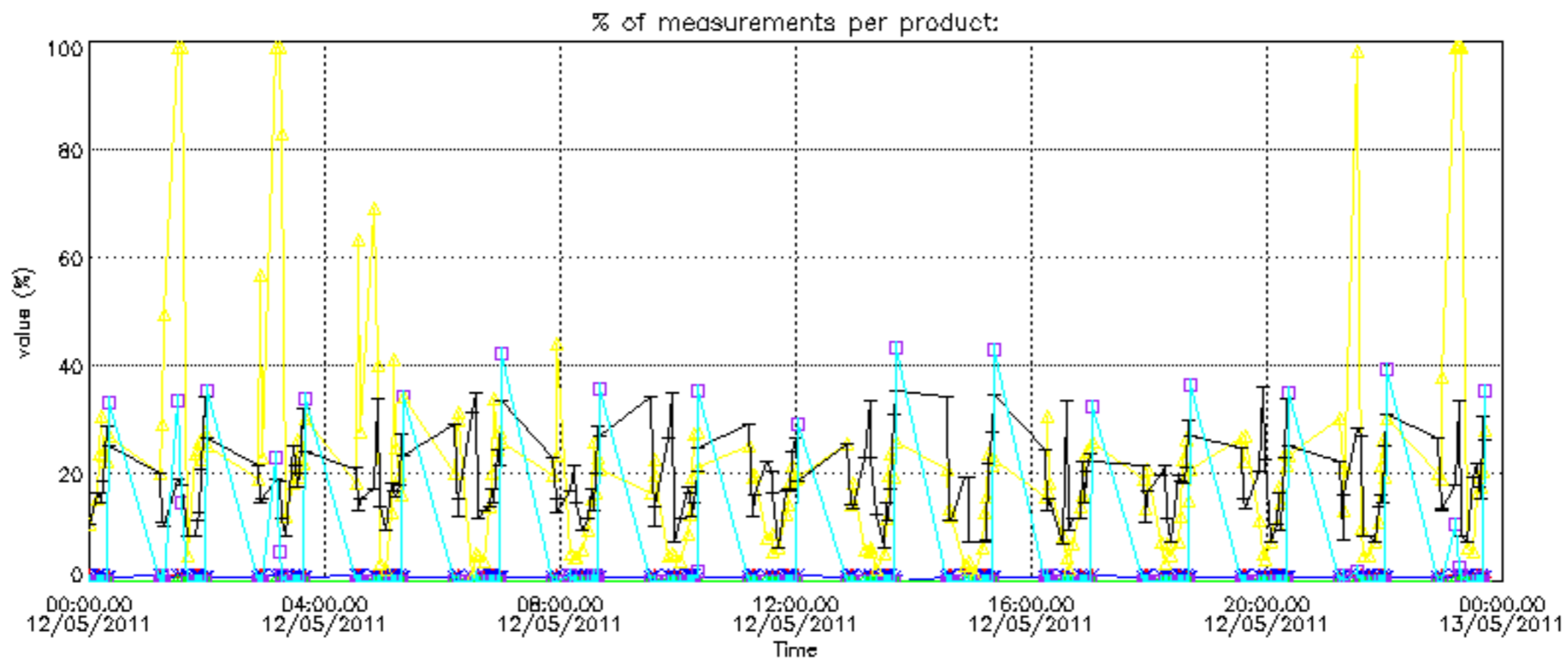
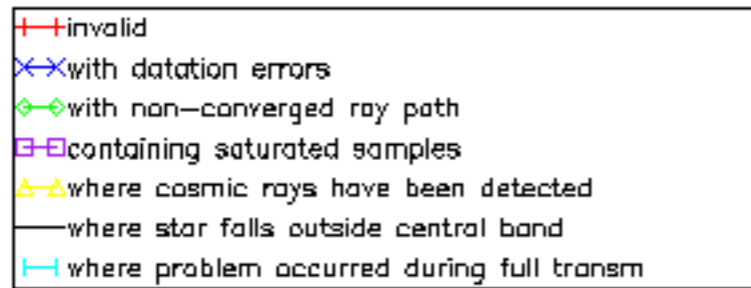


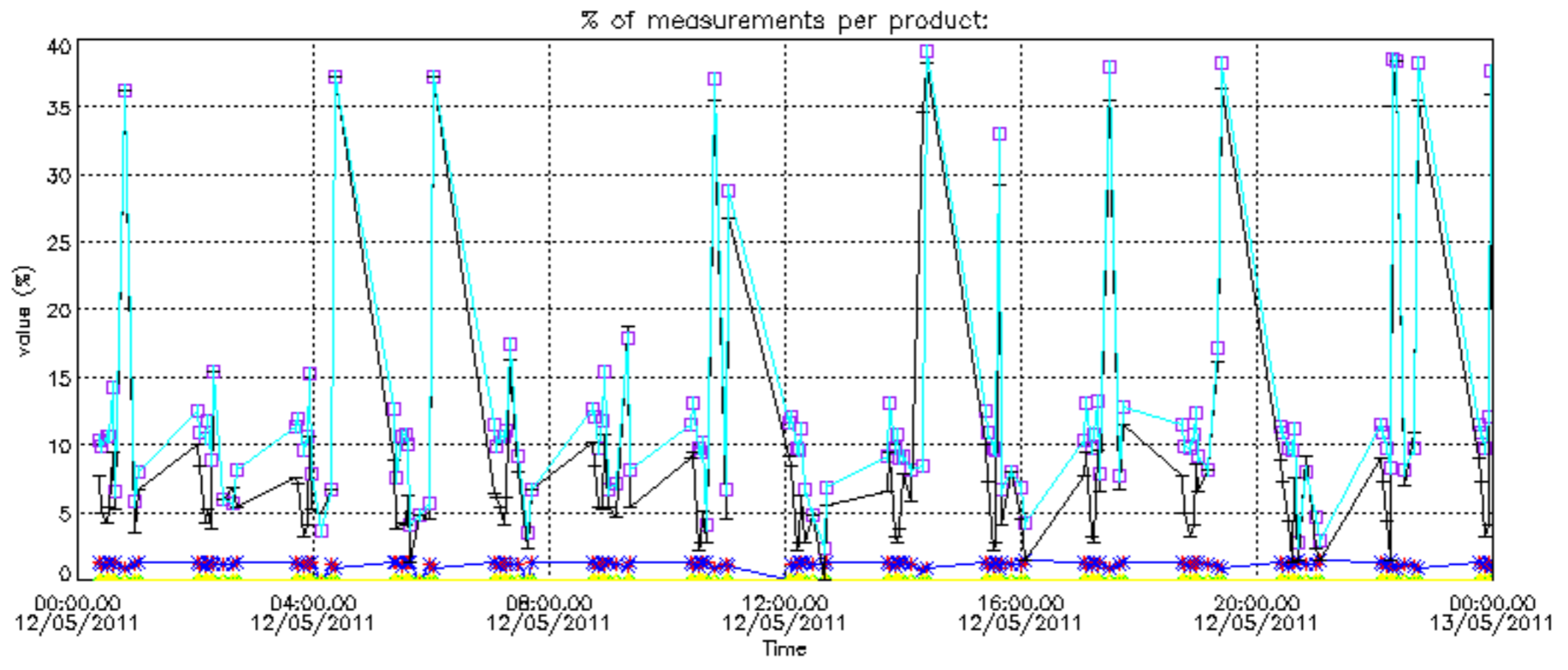
Percentage of flagged data per NO2 profile



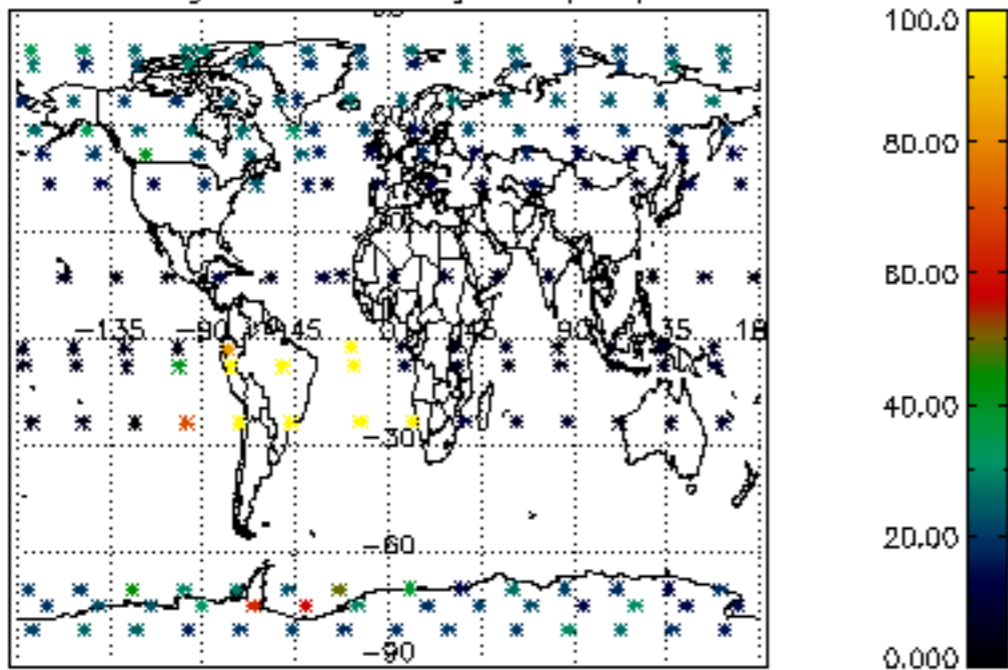
Percentage of flagged data per NO3 profile



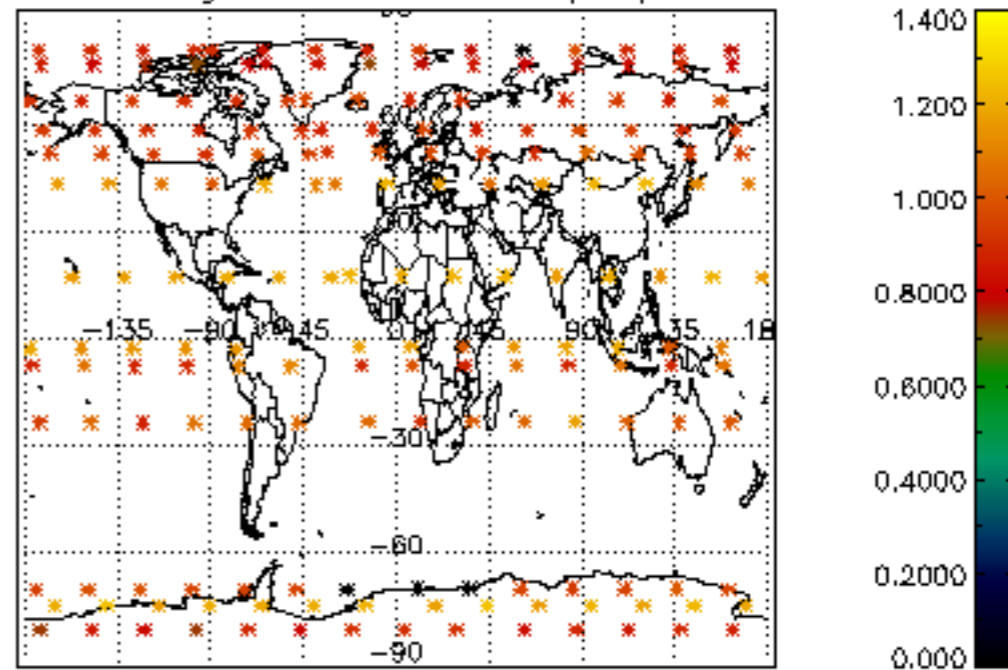




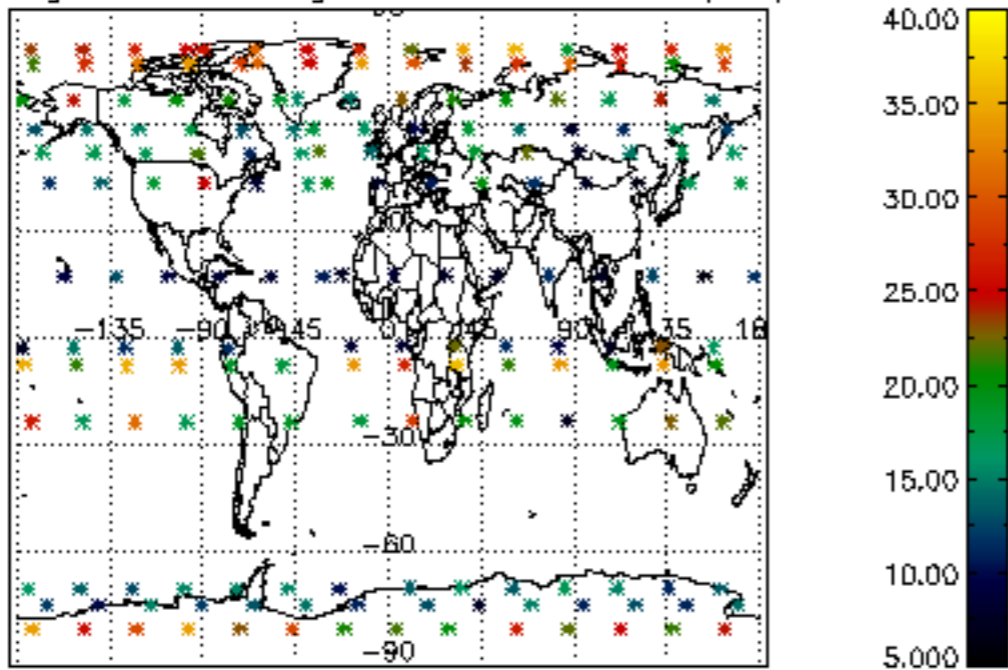
Percentage of cosmic ray hits per profile



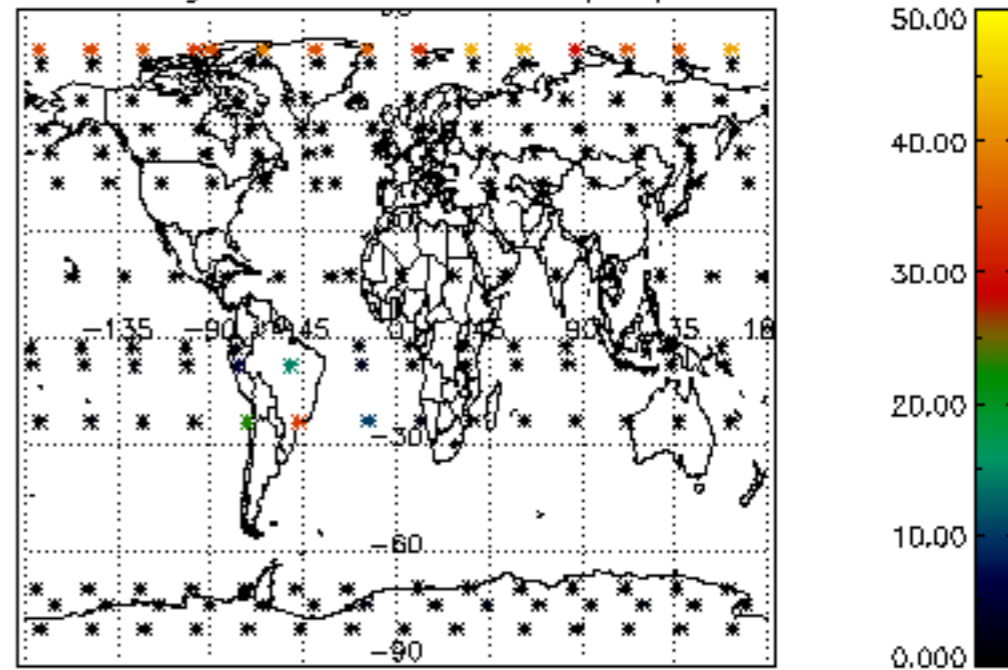
Percentage of datation errors per profile



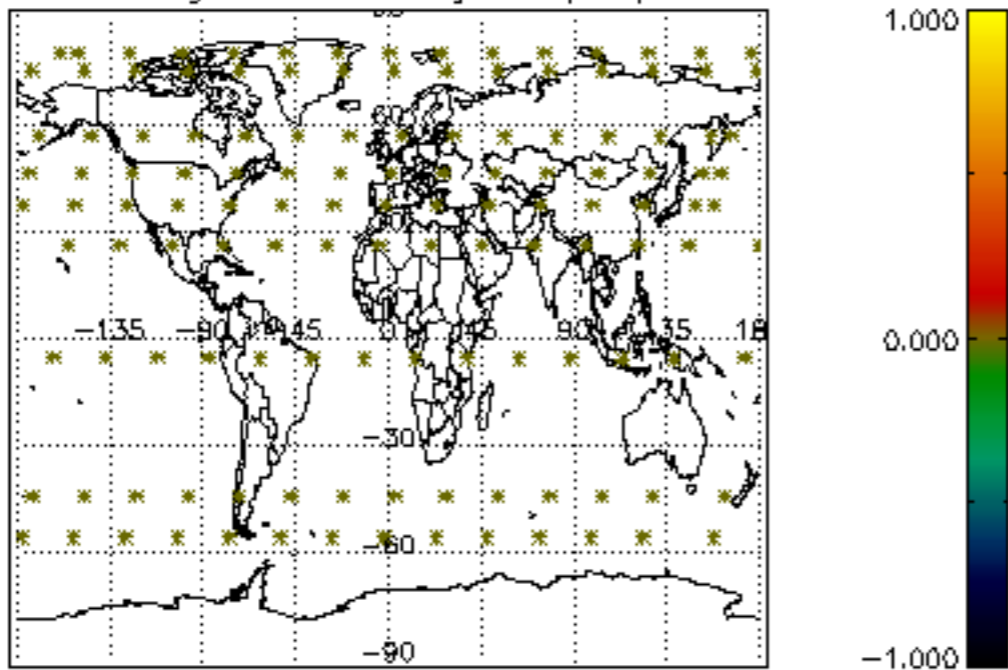
Percentage of star falling outside central band per profile



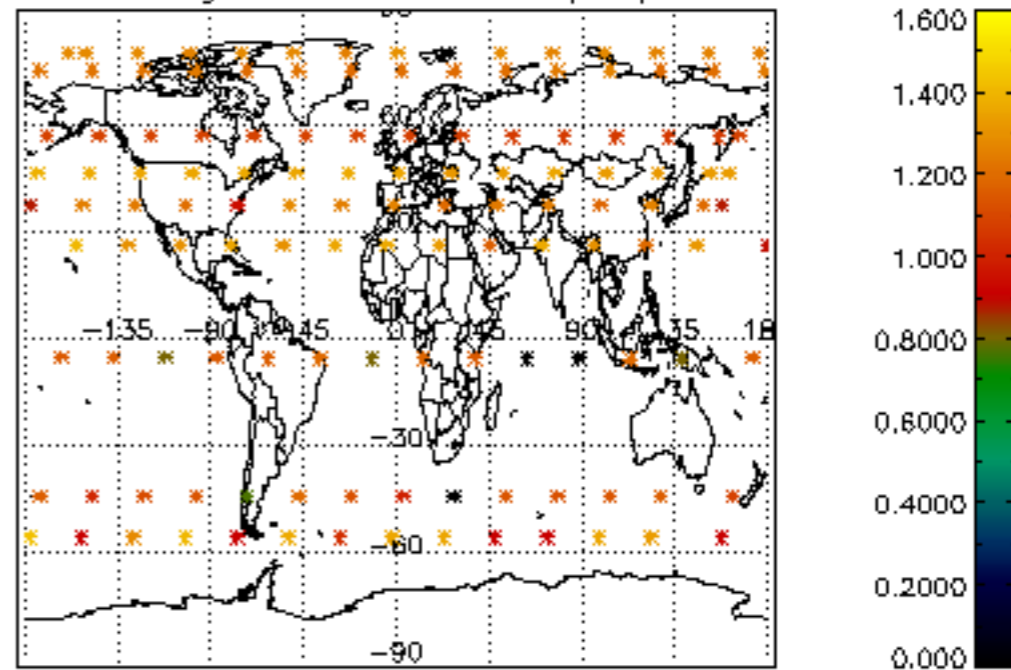
Percentage of saturation errors per profile



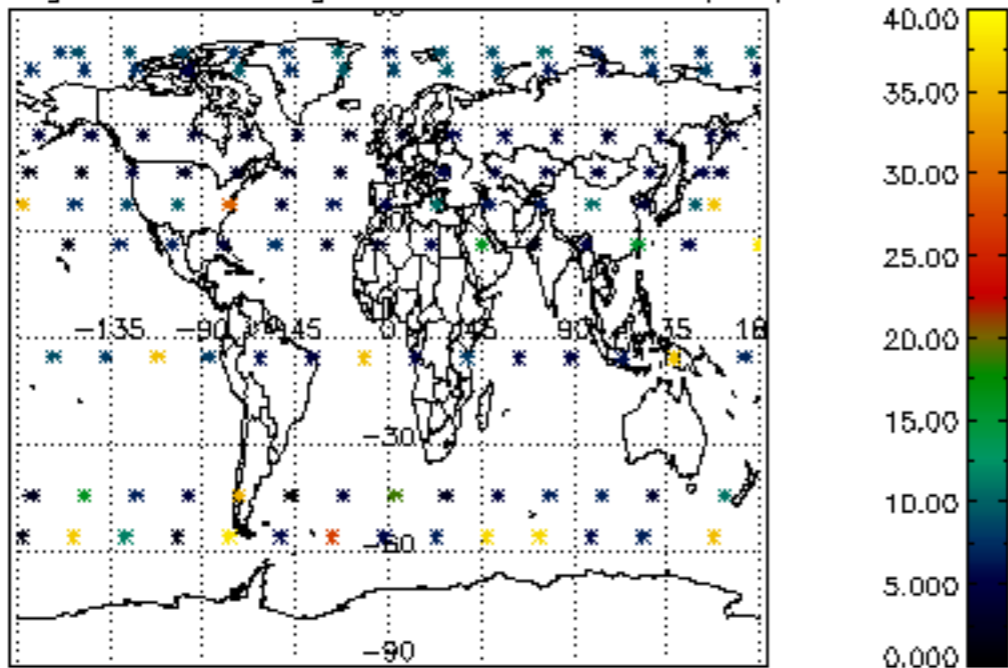
Percentage of cosmic ray hits per profile



Percentage of datation errors per profile



Percentage of star falling outside central band per profile



Percentage of saturation errors per profile

