

GOMOS Level 2 Daily Report

SUMMARY

[1. General Info](#)

[2. Summary of processed GOM_NL_2P products](#)

[3. Level 2 Quality information per product](#)

[3.1 Plot of level 2 quality information per product \(time dependant\)](#)

[3.2 Plot of level 2 quality information per product \(world map\)](#)

[4. Level 1 Quality information per product \(stored on level 2 products\)](#)

[4.1 Plot of level 1 quality information per product \(time dependant\)](#)

[4.1.1 Plot of level 1 quality information per product \(time dependant\): ASCENDING](#)

[4.1.2 Plot of level 1 quality information per product \(time dependant\): DESCENDING](#)

[4.2 Plot of level 1 quality information per product \(world map\)](#)

[4.2.1 Plot of level 1 quality information per product \(world map\): ASCENDING](#)

[4.2.2 Plot of level 1 quality information per product \(world map\): DESCENDING](#)

[5. Ozone profiles based on quality statistics and other trace gas profiles](#)

[5.1 Ozone statistics based on quality of products](#)

[5.2 Plot ozone profiles for all STD \(dark without errors\)](#)

[5.3 Plot ozone profiles where STD < 20% \(dark without errors\)](#)

[5.4. Plot ozone profiles where STD < 10% \(dark without errors\)](#)

[5.5. Plot ozone profiles where STD < 5% \(dark without errors\)](#)

[5.6 Plot NO2 profiles for all STD \(dark without errors\)](#)

[5.7 Plot NO3 profiles for all STD \(dark without errors\)](#)

[5.8 Plot H2O profiles \(only for occultations of stars 1,2,3,4,13,14,16,26,63 dark without errors\) for all STD](#)

[6. Auxiliary Data Files used for the production reported in section 2](#)

This report presents the daily analysis on parameters extracted from GOMOS level 2 data (GOM_NL__2P). It is intended to monitor some important parameters that will impact the quality of these products. A list of level 2 products (and content) that have arrived during the reporting day to the PCF is also given.

Item	Value
Time of report generation	24APR2013 13:28:23
Data source version	GOMOS/6.01
Start time of products	11-05-2011 (11MAY2011 00:00:00)
Stop time of products	12-05-2011 (12MAY2011 00:00:00)
Store outputs in DB	Yes
Nb of level 2 prods	313
Nb of prods with errors	0

2. Summary of processed GOM_NL__2P products.

Nr	Filename	UTC Start time	Limb	Duration	Star Id	Star Name	Star Mag	Star Temp	Nb Meas	Orbit	Prod. error
1	GOM_NL__2PRFIN20110511_000742_000000613102_00217_48076_6013.N1	11-MAY-2011 00:07:42	Twilight	61.000	93	53Bet Peg	2.5200	3100.0	122	48076	No
2	GOM_NL__2PRFIN20110511_001043_000000413102_00217_48076_6014.N1	11-MAY-2011 00:10:43	Twilight	40.500	140	88Gam Peg	2.8340	26000.	81	48076	No
3	GOM_NL__2PRFIN20110511_001206_000000513102_00217_48076_6015.N1	11-MAY-2011 00:12:06	Dark	51.000	90	54Alp Peg	2.4870	11000.	102	48076	No
4	GOM_NL__2PRFIN20110511_002955_000000473102_00217_48076_6016.N1	11-MAY-2011 00:29:55	Dark	46.500	63	Bet Gru	2.1500	2800.0	93	48076	No
5	GOM_NL__2PRFIN20110511_003116_000000433102_00217_48076_6017.N1	11-MAY-2011 00:31:16	Dark	43.000	31	Alp Gru	1.7340	15200.	86	48076	No
6	GOM_NL__2PRFIN20110511_003650_000000433102_00218_48077_6007.N1	11-MAY-2011 00:36:50	Dark	42.500	45	Alp Pav	1.9400	26000.	85	48077	No
7	GOM_NL__2PRFIN20110511_004411_000000403102_00218_48077_6008.N1	11-MAY-2011 00:44:11	Straylight	40.000	141	Bet Ara	2.8400	4600.0	80	48077	No
8	GOM_NL__2PRFIN20110511_004634_000000553102_00218_48077_6009.N1	11-MAY-2011 00:46:34	Straylight	55.000	40	The Sco	1.8590	7100.0	110	48077	No
9	GOM_NL__2PRFIN20110511_004824_000000583102_00218_48077_6010.N1	11-MAY-2011 00:48:24	Straylight	57.500	25	35Lam Sco	1.6200	28000.	115	48077	No
10	GOM_NL__2PRFIN20110511_005057_000000553102_00218_48077_6011.N1	11-MAY-2011 00:50:57	Straylight	55.000	75	26Eps Sco	2.2910	4250.0	110	48077	No
11	GOM_NL__2PRFIN20110511_005412_000000643102_00218_48077_6012.N1	11-MAY-2011 00:54:12	Twilight	64.000	16	21Alp Sco	1.0200	3000.0	128	48077	No
12	GOM_NL__2PRFIN20110511_005603_000000563102_00218_48077_6013.N1	11-MAY-2011 00:56:03	Bright	56.000	80	7Del Sco	2.3160	30000.	112	48077	No
13	GOM_NL__2PRFIN20110511_005851_000000403102_00218_48077_6014.N1	11-MAY-2011 00:58:51	Bright	39.500	122	9Alp2Lib	2.7470	9700.0	79	48077	No
14	GOM_NL__2PRFIN20110511_010047_000000413102_00218_48077_6015.N1	11-MAY-2011 01:00:47	Bright	40.500	104	27Bet Lib	2.6140	13100.	81	48077	No
15	GOM_NL__2PRFIN20110511_010627_000000493102_00218_48077_6016.N1	11-MAY-2011 01:06:27	Bright	48.500	102	24Alp Ser	2.6000	4250.0	97	48077	No
16	GOM_NL__2PRFIN20110511_010918_000000383102_00218_48077_6017.N1	11-MAY-2011 01:09:18	Bright	38.000	3	16Alp Boo	-0.050000	4250.0	76	48077	No
17	GOM_NL__2PRFIN20110511_011156_000000433102_00218_48077_6018.N1	11-MAY-2011 01:11:56	Bright	42.500	83		2.3780	11000.	85	48077	No
18	GOM_NL__2PRFIN20110511_011502_000000393102_00218_48077_6019.N1	11-MAY-2011 01:15:02	Bright	38.500	180	27Gam Boo	3.0400	8000.0	77	48077	No
19	GOM_NL__2PRFIN20110511_012359_000000433102_00218_48077_6020.N1	11-MAY-2011 01:23:59	Bright	43.000	119	14Eta Dra	2.7270	4700.0	86	48077	No
20	GOM_NL__2PRFIN20110511_013448_000000443102_00218_48077_6021.N1	11-MAY-2011 01:34:48	Bright	44.000	89	5Alp Cep	2.4510	8000.0	88	48077	No
21	GOM_NL__2PRFIN20110511_013758_000000373102_00218_48077_6022.N1	11-MAY-2011 01:37:58	Bright	37.000	74	11Bet Cas	2.2680	6600.0	74	48077	No
22	GOM_NL__2PRFIN20110511_014756_000000593102_00218_48077_6023.N1	11-MAY-2011 01:47:56	Twilight	59.000	93	53Bet Peg	2.5200	3100.0	118	48077	No
23	GOM_NL__2PRFIN20110511_015057_000000413102_00218_48077_6024.N1	11-MAY-2011 01:50:57	Twilight	41.000	140	88Gam Peg	2.8340	26000.	82	48077	No
24	GOM_NL__2PRFIN20110511_015221_000000503102_00218_48077_6025.N1	11-MAY-2011 01:52:21	Dark	50.000	90	54Alp Peg	2.4870	11000.	100	48077	No
25	GOM_NL__2PRFIN20110511_020540_000000473102_00218_48077_6026.N1	11-MAY-2011 02:05:40	Dark	47.000	18	24Alp PsA	1.1660	9700.0	94	48077	No
26	GOM_NL__2PRFIN20110511_021010_000000463102_00218_48077_6027.N1	11-MAY-2011 02:10:10	Dark	46.000	63	Bet Gru	2.1500	2800.0	92	48077	No
27	GOM_NL__2PRFIN20110511_021130_000000433102_00218_48077_6028.N1	11-MAY-2011 02:11:30	Dark	42.500	31	Alp Gru	1.7340	15200.	85	48077	No
28	GOM_NL__2PRFIN20110511_021705_000000433102_00219_48078_6018.N1	11-MAY-2011 02:17:05	Dark	42.500	45	Alp Pav	1.9400	26000.	85	48078	No
29	GOM_NL__2PRFIN20110511_022426_000000513102_00219_48078_6019.N1	11-MAY-2011 02:24:26	Straylight	50.500	141	Bet Ara	2.8400	4600.0	101	48078	No
30	GOM_NL__2PRFIN20110511_022649_000000493102_00219_48078_6020.N1	11-MAY-2011 02:26:49	Straylight	48.500	40	The Sco	1.8590	7100.0	97	48078	No
31	GOM_NL__2PRFIN20110511_022839_000000533102_00219_48078_6021.N1	11-MAY-2011 02:28:39	Straylight	52.500	25	35Lam Sco	1.6200	28000.	105	48078	No
32	GOM_NL__2PRFIN20110511_023112_000000543102_00219_48078_6022.N1	11-MAY-2011 02:31:12	Straylight	53.500	75	26Eps Sco	2.2910	4250.0	107	48078	No
33	GOM_NL__2PRFIN20110511_023427_000000643102_00219_48078_6023.N1	11-MAY-2011 02:34:27	Twilight	63.500	16	21Alp Sco	1.0200	3000.0	127	48078	No
34	GOM_NL__2PRFIN20110511_023617_000000613102_00219_48078_6024.N1	11-MAY-2011 02:36:17	Bright	61.000	80	7Del Sco	2.3160	30000.	122	48078	No
35	GOM_NL__2PRFIN20110511_023905_000000403102_00219_48078_6025.N1	11-MAY-2011 02:39:05	Bright	40.000	122	9Alp2Lib	2.7470	9700.0	80	48078	No
36	GOM_NL__2PRFIN20110511_024101_000000433102_00219_48078_6026.N1	11-MAY-2011 02:41:01	Bright	43.000	104	27Bet Lib	2.6140	13100.	86	48078	No
37	GOM_NL__2PRFIN20110511_024641_000000483102_00219_48078_6027.N1	11-MAY-2011 02:46:41	Bright	47.500	102	24Alp Ser	2.6000	4250.0	95	48078	No
38	GOM_NL__2PRFIN20110511_024932_000000383102_00219_48078_6028.N1	11-MAY-2011 02:49:32	Bright	38.000	3	16Alp Boo	-0.050000	4250.0	76	48078	No
39	GOM_NL__2PRFIN20110511_025210_000000403102_00219_48078_6029.N1	11-MAY-2011 02:52:10	Bright	39.500	83		2.3780	11000.	79	48078	No
40	GOM_NL__2PRFIN20110511_025516_000000393102_00219_48078_6030.N1	11-MAY-2011 02:55:16	Bright	38.500	180	27Gam Boo	3.0400	8000.0	77	48078	No
41	GOM_NL__2PRFIN20110511_030412_000000423102_00219_48078_6031.N1	11-MAY-2011 03:04:12	Bright	41.500	119	14Eta Dra	2.7270	4700.0	83	48078	No
42	GOM_NL__2PRFIN20110511_031502_000000433102_00219_48078_6032.N1	11-MAY-2011 03:15:02	Bright	43.000	89	5Alp Cep	2.4510	8000.0	86	48078	No

43	GOM_NL__2PRFIN20110511_031812_000000363102_00219_48078_6033.N1	11-MAY-2011 03:18:12	Bright	36.000	74	11Bet Cas	2.2680	6600.0	72	48078	No
44	GOM_NL__2PRFIN20110511_032810_000000553102_00219_48078_6034.N1	11-MAY-2011 03:28:10	Twilight	55.000	93	53Bet Peg	2.5200	3100.0	110	48078	No
45	GOM_NL__2PRFIN20110511_033112_000000423102_00219_48078_6035.N1	11-MAY-2011 03:31:12	Twilight	42.000	140	88Gam Peg	2.8340	26000.	84	48078	No
46	GOM_NL__2PRFIN20110511_033236_000000463102_00219_48078_6036.N1	11-MAY-2011 03:32:36	Dark	46.000	90	54Alp Peg	2.4870	11000.	92	48078	No
47	GOM_NL__2PRFIN20110511_034555_000000493102_00219_48078_6037.N1	11-MAY-2011 03:45:55	Dark	48.500	18	24Alp PsA	1.1660	9700.0	97	48078	No
48	GOM_NL__2PRFIN20110511_035024_000000563102_00219_48078_6038.N1	11-MAY-2011 03:50:24	Dark	56.000	63	Bet Gru	2.1500	2800.0	112	48078	No
49	GOM_NL__2PRFIN20110511_035145_000000463102_00219_48078_6039.N1	11-MAY-2011 03:51:45	Dark	46.000	31	Alp Gru	1.7340	15200.	92	48078	No
50	GOM_NL__2PRFIN20110511_035720_000000423102_00220_48079_6043.N1	11-MAY-2011 03:57:20	Dark	42.000	45	Alp Pav	1.9400	26000.	84	48079	No
51	GOM_NL__2PRFIN20110511_040440_000000413102_00220_48079_6044.N1	11-MAY-2011 04:04:40	Straylight	40.500	141	Bet Ara	2.8400	4600.0	81	48079	No
52	GOM_NL__2PRFIN20110511_040703_000000543102_00220_48079_6045.N1	11-MAY-2011 04:07:03	Straylight	53.500	40	The Sco	1.8590	7100.0	107	48079	No
53	GOM_NL__2PRFIN20110511_040854_000000563102_00220_48079_6046.N1	11-MAY-2011 04:08:54	Straylight	55.500	25	35Lam Sco	1.6200	28000.	111	48079	No
54	GOM_NL__2PRFIN20110511_041127_000000553102_00220_48079_6047.N1	11-MAY-2011 04:11:27	Straylight	55.000	75	26Eps Sco	2.2910	4250.0	110	48079	No
55	GOM_NL__2PRFIN20110511_041441_000000653102_00220_48079_6048.N1	11-MAY-2011 04:14:41	Twilight	64.500	16	21Alp Sco	1.0200	3000.0	129	48079	No
56	GOM_NL__2PRFIN20110511_041632_000000633102_00220_48079_6049.N1	11-MAY-2011 04:16:32	Bright	63.000	80	7Del Sco	2.3160	30000.	126	48079	No
57	GOM_NL__2PRFIN20110511_041919_000000403102_00220_48079_6050.N1	11-MAY-2011 04:19:19	Bright	40.000	122	9Alp2Lib	2.7470	9700.0	80	48079	No
58	GOM_NL__2PRFIN20110511_042115_000000413102_00220_48079_6051.N1	11-MAY-2011 04:21:15	Bright	40.500	104	27Bet Lib	2.6140	13100.	81	48079	No
59	GOM_NL__2PRFIN20110511_042655_000000493102_00220_48079_6052.N1	11-MAY-2011 04:26:55	Bright	48.500	102	24Alp Ser	2.6000	4250.0	97	48079	No
60	GOM_NL__2PRFIN20110511_042945_000000393102_00220_48079_6053.N1	11-MAY-2011 04:29:45	Bright	38.500	3	16Alp Boo	-0.050000	4250.0	77	48079	No
61	GOM_NL__2PRFIN20110511_043223_000000423102_00220_48079_6054.N1	11-MAY-2011 04:32:23	Bright	42.000	83		2.3780	11000.	84	48079	No
62	GOM_NL__2PRFIN20110511_043530_000000383102_00220_48079_6055.N1	11-MAY-2011 04:35:30	Bright	37.500	180	27Gam Boo	3.0400	8000.0	75	48079	No
63	GOM_NL__2PRFIN20110511_044426_000000433102_00220_48079_6056.N1	11-MAY-2011 04:44:26	Bright	42.500	119	14Eta Dra	2.7270	4700.0	85	48079	No
64	GOM_NL__2PRFIN20110511_045515_000000423102_00220_48079_6057.N1	11-MAY-2011 04:55:15	Bright	42.000	89	5Alp Cep	2.4510	8000.0	84	48079	No
65	GOM_NL__2PRFIN20110511_045826_000000423102_00220_48079_6058.N1	11-MAY-2011 04:58:26	Bright	41.500	74	11Bet Cas	2.2680	6600.0	83	48079	No
66	GOM_NL__2PRFIN20110511_050825_000000553102_00220_48079_6059.N1	11-MAY-2011 05:08:25	Twilight	54.500	93	53Bet Peg	2.5200	3100.0	109	48079	No
67	GOM_NL__2PRFIN20110511_051126_000000413102_00220_48079_6060.N1	11-MAY-2011 05:11:26	Twilight	40.500	140	88Gam Peg	2.8340	26000.	81	48079	No
68	GOM_NL__2PRFIN20110511_051250_000000503102_00220_48079_6061.N1	11-MAY-2011 05:12:50	Dark	49.500	90	54Alp Peg	2.4870	11000.	99	48079	No
69	GOM_NL__2PRFIN20110511_052610_000000493102_00220_48079_6062.N1	11-MAY-2011 05:26:10	Dark	48.500	18	24Alp PsA	1.1660	9700.0	97	48079	No
70	GOM_NL__2PRFIN20110511_053039_000000503102_00220_48079_6063.N1	11-MAY-2011 05:30:39	Dark	50.000	63	Bet Gru	2.1500	2800.0	100	48079	No
71	GOM_NL__2PRFIN20110511_053200_000000413102_00220_48079_6064.N1	11-MAY-2011 05:32:00	Dark	41.000	31	Alp Gru	1.7340	15200.	82	48079	No
72	GOM_NL__2PRFIN20110511_053735_000000413102_00221_48080_6053.N1	11-MAY-2011 05:37:35	Dark	40.500	45	Alp Pav	1.9400	26000.	81	48080	No
73	GOM_NL__2PRFIN20110511_054455_000000433102_00221_48080_6054.N1	11-MAY-2011 05:44:55	Straylight	43.000	141	Bet Ara	2.8400	4600.0	86	48080	No
74	GOM_NL__2PRFIN20110511_054718_000000543102_00221_48080_6055.N1	11-MAY-2011 05:47:18	Straylight	53.500	40	The Sco	1.8590	7100.0	107	48080	No
75	GOM_NL__2PRFIN20110511_054909_000000553102_00221_48080_6056.N1	11-MAY-2011 05:49:09	Straylight	55.000	25	35Lam Sco	1.6200	28000.	110	48080	No
76	GOM_NL__2PRFIN20110511_055141_000000533102_00221_48080_6057.N1	11-MAY-2011 05:51:41	Straylight	53.000	75	26Eps Sco	2.2910	4250.0	106	48080	No
77	GOM_NL__2PRFIN20110511_055456_000000693102_00221_48080_6058.N1	11-MAY-2011 05:54:56	Twilight	69.000	16	21Alp Sco	1.0200	3000.0	138	48080	No
78	GOM_NL__2PRFIN20110511_055646_000000603102_00221_48080_6059.N1	11-MAY-2011 05:56:46	Bright	60.000	80	7Del Sco	2.3160	30000.	120	48080	No
79	GOM_NL__2PRFIN20110511_055933_000000403102_00221_48080_6060.N1	11-MAY-2011 05:59:33	Bright	39.500	122	9Alp2Lib	2.7470	9700.0	79	48080	No
80	GOM_NL__2PRFIN20110511_060129_000000423102_00221_48080_6061.N1	11-MAY-2011 06:01:29	Bright	41.500	104	27Bet Lib	2.6140	13100.	83	48080	No
81	GOM_NL__2PRFIN20110511_060708_000000483102_00221_48080_6062.N1	11-MAY-2011 06:07:08	Bright	48.000	102	24Alp Ser	2.6000	4250.0	96	48080	No
82	GOM_NL__2PRFIN20110511_060959_000000383102_00221_48080_6063.N1	11-MAY-2011 06:09:59	Bright	38.000	3	16Alp Boo	-0.050000	4250.0	76	48080	No
83	GOM_NL__2PRFIN20110511_061237_000000413102_00221_48080_6064.N1	11-MAY-2011 06:12:37	Bright	41.000	83		2.3780	11000.	82	48080	No
84	GOM_NL__2PRFIN20110511_061543_000000433102_00221_48080_6065.N1	11-MAY-2011 06:15:43	Bright	42.500	180	27Gam Boo	3.0400	8000.0	85	48080	No
85	GOM_NL__2PRFIN20110511_062439_000000433102_00221_48080_6066.N1	11-MAY-2011 06:24:39	Bright	43.000	119	14Eta Dra	2.7270	4700.0	86	48080	No
86	GOM_NL__2PRFIN20110511_063529_000000453102_00221_48080_6067.N1	11-MAY-2011 06:35:29	Bright	44.500	89	5Alp Cep	2.4510	8000.0	89	48080	No
87	GOM_NL__2PRFIN20110511_063840_000000423102_00221_48080_6068.N1	11-MAY-2011 06:38:40	Bright	42.000	74	11Bet Cas	2.2680	6600.0	84	48080	No
88	GOM_NL__2PRFIN20110511_064839_000000573102_00221_48080_6069.N1	11-MAY-2011 06:48:39	Twilight	56.500	93	53Bet Peg	2.5200	3100.0	113	48080	No
89	GOM_NL__2PRFIN20110511_065140_000000423102_00221_48080_6070.N1	11-MAY-2011 06:51:40	Twilight	41.500	140	88Gam Peg	2.8340	26000.	83	48080	No
90	GOM_NL__2PRFIN20110511_065305_000000523102_00221_48080_6071.N1	11-MAY-2011 06:53:05	Dark	52.000	90	54Alp Peg	2.4870	11000.	104	48080	No
91	GOM_NL__2PRFIN20110511_070625_000000533102_00221_48080_6072.N1	11-MAY-2011 07:06:25	Dark	53.000	18	24Alp PsA	1.1660	9700.0	106	48080	No
92	GOM_NL__2PRFIN20110511_071054_000000553102_00221_48080_6073.N1	11-MAY-2011 07:10:54	Dark	55.000	63	Bet Gru	2.1500	2800.0	110	48080	No
93	GOM_NL__2PRFIN20110511_071215_000000443102_00221_48080_6074.N1	11-MAY-2011 07:12:15	Dark	43.500	31	Alp Gru	1.7340	15200.	87	48080	No
94	GOM_NL__2PRFIN20110511_071749_000000413102_00222_48081_6075.N1	11-MAY-2011 07:17:49	Dark	41.000	45	Alp Pav	1.9400	26000.	82	48081	No
95	GOM_NL__2PRFIN20110511_072510_000000503102_00222_48081_6076.N1	11-MAY-2011 07:25:10	Straylight	49.500	141	Bet Ara	2.8400	4600.0	99	48081	No
96	GOM_NL__2PRFIN20110511_072733_000000623102_00222_48081_6077.N1	11-MAY-2011 07:27:33	Straylight	62.000	40	The Sco	1.8590	7100.0	124	48081	No
97	GOM_NL__2PRFIN20110511_072924_000000573102_00222_48081_6078.N1	11-MAY-2011 07:29:24	Straylight	57.000	25	35Lam Sco	1.6200	28000.	114	48081	No
98	GOM_NL__2PRFIN20110511_073156_000000543102_00222_48081_6079.N1	11-MAY-2011 07:31:56	Straylight	53.500	75	26Eps Sco	2.2910	4250.0	107	48081	No
99	GOM_NL__2PRFIN20110511_073510_000000623102_00222_48081_6080.N1	11-MAY-2011 07:35:10	Twilight	61.500	16	21Alp Sco	1.0200	3000.0	123	48081	No
100	GOM_NL__2PRFIN20110511_073700_000000583102_00222_48081_6081.N1	11-MAY-2011 07:37:00	Bright	58.000	80	7Del Sco	2.3160	30000.	116	48081	No
101	GOM_NL__2PRFIN20110511_073947_000000403102_00222_48081_6082.N1	11-MAY-2011 07:39:47	Bright	40.000	122	9Alp2Lib	2.7470	9700.0	80	48081	No

102	GOM_NL__2PRFIN20110511_074144_000000423102_00222_48081_6083.N1	11-MAY-2011 07:41:44	Bright	41.500	104	27Bet Lib	2.6140	13100.	83	48081	No
103	GOM_NL__2PRFIN20110511_074722_000000493102_00222_48081_6084.N1	11-MAY-2011 07:47:22	Bright	48.500	102	24Alp Ser	2.6000	4250.0	97	48081	No
104	GOM_NL__2PRFIN20110511_075013_000000383102_00222_48081_6085.N1	11-MAY-2011 07:50:13	Bright	37.500	3	16Alp Boo	-0.050000	4250.0	75	48081	No
105	GOM_NL__2PRFIN20110511_075251_000000433102_00222_48081_6086.N1	11-MAY-2011 07:52:51	Bright	43.000	83		2.3780	11000.	86	48081	No
106	GOM_NL__2PRFIN20110511_075557_000000393102_00222_48081_6087.N1	11-MAY-2011 07:55:57	Bright	38.500	180	27Gam Boo	3.0400	8000.0	77	48081	No
107	GOM_NL__2PRFIN20110511_080453_000000413102_00222_48081_6088.N1	11-MAY-2011 08:04:53	Bright	41.000	119	14Eta Dra	2.7270	4700.0	82	48081	No
108	GOM_NL__2PRFIN20110511_081543_000000453102_00222_48081_6089.N1	11-MAY-2011 08:15:43	Bright	44.500	89	5Alp Cep	2.4510	8000.0	89	48081	No
109	GOM_NL__2PRFIN20110511_081854_000000403102_00222_48081_6090.N1	11-MAY-2011 08:18:54	Bright	39.500	74	11Bet Cas	2.2680	6600.0	79	48081	No
110	GOM_NL__2PRFIN20110511_082853_000000623102_00222_48081_6091.N1	11-MAY-2011 08:28:53	Twilight	62.000	93	53Bet Peg	2.5200	3100.0	124	48081	No
111	GOM_NL__2PRFIN20110511_083155_000000403102_00222_48081_6092.N1	11-MAY-2011 08:31:55	Twilight	40.000	140	88Gam Peg	2.8340	26000.	80	48081	No
112	GOM_NL__2PRFIN20110511_083319_000000493102_00222_48081_6093.N1	11-MAY-2011 08:33:19	Dark	48.500	90	54Alp Peg	2.4870	11000.	97	48081	No
113	GOM_NL__2PRFIN20110511_084640_000000493102_00222_48081_6094.N1	11-MAY-2011 08:46:40	Dark	48.500	18	24Alp PsA	1.1660	9700.0	97	48081	No
114	GOM_NL__2PRFIN20110511_085108_000000443102_00222_48081_6095.N1	11-MAY-2011 08:51:08	Dark	44.000	63	Bet Gru	2.1500	2800.0	88	48081	No
115	GOM_NL__2PRFIN20110511_085229_000000433102_00222_48081_6096.N1	11-MAY-2011 08:52:29	Dark	43.000	31	Alp Gru	1.7340	15200.	86	48081	No
116	GOM_NL__2PRFIN20110511_085804_000000423102_00223_48082_6112.N1	11-MAY-2011 08:58:04	Dark	42.000	45	Alp Pav	1.9400	26000.	84	48082	No
117	GOM_NL__2PRFIN20110511_090524_000000493102_00223_48082_6113.N1	11-MAY-2011 09:05:24	Straylight	49.000	141	Bet Ara	2.8400	4600.0	98	48082	No
118	GOM_NL__2PRFIN20110511_090748_000000523102_00223_48082_6114.N1	11-MAY-2011 09:07:48	Straylight	51.500	40	The Sco	1.8590	7100.0	103	48082	No
119	GOM_NL__2PRFIN20110511_090939_000000563102_00223_48082_6115.N1	11-MAY-2011 09:09:39	Straylight	55.500	25	35Lam Sco	1.6200	28000.	111	48082	No
120	GOM_NL__2PRFIN20110511_091210_000000563102_00223_48082_6116.N1	11-MAY-2011 09:12:10	Straylight	55.500	75	26Eps Sco	2.2910	4250.0	111	48082	No
121	GOM_NL__2PRFIN20110511_091524_000000633102_00223_48082_6117.N1	11-MAY-2011 09:15:24	Twilight	62.500	16	21Alp Sco	1.0200	3000.0	125	48082	No
122	GOM_NL__2PRFIN20110511_091714_000000553102_00223_48082_6118.N1	11-MAY-2011 09:17:14	Bright	54.500	80	7Del Sco	2.3160	30000.	109	48082	No
123	GOM_NL__2PRFIN20110511_092001_000000403102_00223_48082_6119.N1	11-MAY-2011 09:20:01	Bright	40.000	122	9Alp2Lib	2.7470	9700.0	80	48082	No
124	GOM_NL__2PRFIN20110511_092158_000000423102_00223_48082_6120.N1	11-MAY-2011 09:21:58	Bright	42.000	104	27Bet Lib	2.6140	13100.	84	48082	No
125	GOM_NL__2PRFIN20110511_092736_000000483102_00223_48082_6121.N1	11-MAY-2011 09:27:36	Bright	47.500	102	24Alp Ser	2.6000	4250.0	95	48082	No
126	GOM_NL__2PRFIN20110511_093027_000000413102_00223_48082_6122.N1	11-MAY-2011 09:30:27	Bright	40.500	3	16Alp Boo	-0.050000	4250.0	81	48082	No
127	GOM_NL__2PRFIN20110511_093305_000000423102_00223_48082_6123.N1	11-MAY-2011 09:33:05	Bright	42.000	83		2.3780	11000.	84	48082	No
128	GOM_NL__2PRFIN20110511_093611_000000393102_00223_48082_6124.N1	11-MAY-2011 09:36:11	Bright	38.500	180	27Gam Boo	3.0400	8000.0	77	48082	No
129	GOM_NL__2PRFIN20110511_094506_000000453102_00223_48082_6125.N1	11-MAY-2011 09:45:06	Bright	44.500	119	14Eta Dra	2.7270	4700.0	89	48082	No
130	GOM_NL__2PRFIN20110511_095556_000000443102_00223_48082_6126.N1	11-MAY-2011 09:55:56	Bright	44.000	89	5Alp Cep	2.4510	8000.0	88	48082	No
131	GOM_NL__2PRFIN20110511_095908_000000353102_00223_48082_6127.N1	11-MAY-2011 09:59:08	Bright	35.000	74	11Bet Cas	2.2680	6600.0	70	48082	No
132	GOM_NL__2PRFIN20110511_100907_000000593102_00223_48082_6128.N1	11-MAY-2011 10:09:07	Twilight	58.500	93	53Bet Peg	2.5200	3100.0	117	48082	No
133	GOM_NL__2PRFIN20110511_101209_000000423102_00223_48082_6129.N1	11-MAY-2011 10:12:09	Twilight	41.500	140	88Gam Peg	2.8340	26000.	83	48082	No
134	GOM_NL__2PRFIN20110511_101333_000000533102_00223_48082_6130.N1	11-MAY-2011 10:13:33	Dark	52.500	90	54Alp Peg	2.4870	11000.	105	48082	No
135	GOM_NL__2PRFIN20110511_102654_000000483102_00223_48082_6131.N1	11-MAY-2011 10:26:54	Dark	47.500	18	24Alp PsA	1.1660	9700.0	95	48082	No
136	GOM_NL__2PRFIN20110511_103123_000000573102_00223_48082_6132.N1	11-MAY-2011 10:31:23	Dark	57.000	63	Bet Gru	2.1500	2800.0	114	48082	No
137	GOM_NL__2PRFIN20110511_103244_000000413102_00223_48082_6133.N1	11-MAY-2011 10:32:44	Dark	41.000	31	Alp Gru	1.7340	15200.	82	48082	No
138	GOM_NL__2PRFIN20110511_103819_000000433102_00224_48083_6144.N1	11-MAY-2011 10:38:19	Dark	43.000	45	Alp Pav	1.9400	26000.	86	48083	No
139	GOM_NL__2PRFIN20110511_104539_000000503102_00224_48083_6145.N1	11-MAY-2011 10:45:39	Straylight	49.500	141	Bet Ara	2.8400	4600.0	99	48083	No
140	GOM_NL__2PRFIN20110511_104802_000000533102_00224_48083_6146.N1	11-MAY-2011 10:48:02	Straylight	53.000	40	The Sco	1.8590	7100.0	106	48083	No
141	GOM_NL__2PRFIN20110511_104953_000000553102_00224_48083_6147.N1	11-MAY-2011 10:49:53	Straylight	54.500	25	35Lam Sco	1.6200	28000.	109	48083	No
142	GOM_NL__2PRFIN20110511_105225_000000523102_00224_48083_6148.N1	11-MAY-2011 10:52:25	Straylight	52.000	75	26Eps Sco	2.2910	4250.0	104	48083	No
143	GOM_NL__2PRFIN20110511_105539_000000603102_00224_48083_6149.N1	11-MAY-2011 10:55:39	Twilight	59.500	16	21Alp Sco	1.0200	3000.0	119	48083	No
144	GOM_NL__2PRFIN20110511_105729_000000483102_00224_48083_6150.N1	11-MAY-2011 10:57:29	Bright	48.000	80	7Del Sco	2.3160	30000.	96	48083	No
145	GOM_NL__2PRFIN20110511_110015_000000393102_00224_48083_6151.N1	11-MAY-2011 11:00:15	Bright	39.000	122	9Alp2Lib	2.7470	9700.0	78	48083	No
146	GOM_NL__2PRFIN20110511_110212_000000423102_00224_48083_6152.N1	11-MAY-2011 11:02:12	Bright	41.500	104	27Bet Lib	2.6140	13100.	83	48083	No
147	GOM_NL__2PRFIN20110511_110749_000000473102_00224_48083_6153.N1	11-MAY-2011 11:07:49	Bright	47.000	102	24Alp Ser	2.6000	4250.0	94	48083	No
148	GOM_NL__2PRFIN20110511_111041_000000383102_00224_48083_6154.N1	11-MAY-2011 11:10:41	Bright	37.500	3	16Alp Boo	-0.050000	4250.0	75	48083	No
149	GOM_NL__2PRFIN20110511_111318_000000443102_00224_48083_6155.N1	11-MAY-2011 11:13:18	Bright	44.000	83		2.3780	11000.	88	48083	No
150	GOM_NL__2PRFIN20110511_111625_000000383102_00224_48083_6156.N1	11-MAY-2011 11:16:25	Bright	38.000	180	27Gam Boo	3.0400	8000.0	76	48083	No
151	GOM_NL__2PRFIN20110511_112520_000000423102_00224_48083_6157.N1	11-MAY-2011 11:25:20	Bright	41.500	119	14Eta Dra	2.7270	4700.0	83	48083	No
152	GOM_NL__2PRFIN20110511_113610_000000443102_00224_48083_6158.N1	11-MAY-2011 11:36:10	Bright	44.000	89	5Alp Cep	2.4510	8000.0	88	48083	No
153	GOM_NL__2PRFIN20110511_113922_000000363102_00224_48083_6159.N1	11-MAY-2011 11:39:22	Bright	35.500	74	11Bet Cas	2.2680	6600.0	71	48083	No
154	GOM_NL__2PRFIN20110511_114921_000000603102_00224_48083_6160.N1	11-MAY-2011 11:49:21	Twilight	60.000	93	53Bet Peg	2.5200	3100.0	120	48083	No
155	GOM_NL__2PRFIN20110511_115223_000000423102_00224_48083_6161.N1	11-MAY-2011 11:52:23	Twilight	42.000	140	88Gam Peg	2.8340	26000.	84	48083	No
156	GOM_NL__2PRFIN20110511_115348_000000533102_00224_48083_6162.N1	11-MAY-2011 11:53:48	Dark	52.500	90	54Alp Peg	2.4870	11000.	105	48083	No
157	GOM_NL__2PRFIN20110511_120709_000000503102_00224_48083_6163.N1	11-MAY-2011 12:07:09	Dark	49.500	18	24Alp PsA	1.1660	9700.0	99	48083	No
158	GOM_NL__2PRFIN20110511_121137_000000563102_00224_48083_6164.N1	11-MAY-2011 12:11:37	Dark	56.000	63	Bet Gru	2.1500	2800.0	112	48083	No
159	GOM_NL__2PRFIN20110511_121259_000000423102_00224_48083_6165.N1	11-MAY-2011 12:12:59	Dark	41.500	31	Alp Gru	1.7340	15200.	83	48083	No
160	GOM_NL__2PRFIN20110511_121833_000000423102_00225_48084_6190.N1	11-MAY-2011 12:18:33	Dark	42.000	45	Alp Pav	1.9400	26000.	84	48084	No

161	GOM_NL__2PRFIN20110511_122553_000000423102_00225_48084_6191.N1	11-MAY-2011 12:25:53	Straylight	42.000	141	Bet Ara	2.8400	4600.0	84	48084	No
162	GOM_NL__2PRFIN20110511_122817_000000533102_00225_48084_6192.N1	11-MAY-2011 12:28:17	Straylight	53.000	40	The Sco	1.8590	7100.0	106	48084	No
163	GOM_NL__2PRFIN20110511_123008_000000593102_00225_48084_6193.N1	11-MAY-2011 12:30:08	Straylight	59.000	25	35Lam Sco	1.6200	28000.	118	48084	No
164	GOM_NL__2PRFIN20110511_123239_000000553102_00225_48084_6194.N1	11-MAY-2011 12:32:39	Straylight	55.000	75	26Eps Sco	2.2910	4250.0	110	48084	No
165	GOM_NL__2PRFIN20110511_123553_000000613102_00225_48084_6195.N1	11-MAY-2011 12:35:53	Tw_i_and_stray	61.000	16	21Alp Sco	1.0200	3000.0	122	48084	No
166	GOM_NL__2PRFIN20110511_123743_000000583102_00225_48084_6196.N1	11-MAY-2011 12:37:43	Bright	57.500	80	7Del Sco	2.3160	30000.	115	48084	No
167	GOM_NL__2PRFIN20110511_124029_000000413102_00225_48084_6197.N1	11-MAY-2011 12:40:29	Bright	40.500	122	9Alp2Lib	2.7470	9700.0	81	48084	No
168	GOM_NL__2PRFIN20110511_124225_000000423102_00225_48084_6198.N1	11-MAY-2011 12:42:25	Bright	41.500	104	27Bet Lib	2.6140	13100.	83	48084	No
169	GOM_NL__2PRFIN20110511_124803_000000473102_00225_48084_6199.N1	11-MAY-2011 12:48:03	Bright	47.000	102	24Alp Ser	2.6000	4250.0	94	48084	No
170	GOM_NL__2PRFIN20110511_125055_000000373102_00225_48084_6200.N1	11-MAY-2011 12:50:55	Bright	36.500	3	16Alp Boo	-0.050000	4250.0	73	48084	No
171	GOM_NL__2PRFIN20110511_125332_000000433102_00225_48084_6201.N1	11-MAY-2011 12:53:32	Bright	43.000	83		2.3780	11000.	86	48084	No
172	GOM_NL__2PRFIN20110511_125639_000000383102_00225_48084_6202.N1	11-MAY-2011 12:56:39	Bright	38.000	180	27Gam Boo	3.0400	8000.0	76	48084	No
173	GOM_NL__2PRFIN20110511_130533_000000443102_00225_48084_6203.N1	11-MAY-2011 13:05:33	Bright	43.500	119	14Eta Dra	2.7270	4700.0	87	48084	No
174	GOM_NL__2PRFIN20110511_131623_000000443102_00225_48084_6204.N1	11-MAY-2011 13:16:23	Bright	43.500	89	5Alp Cep	2.4510	8000.0	87	48084	No
175	GOM_NL__2PRFIN20110511_131936_000000353102_00225_48084_6205.N1	11-MAY-2011 13:19:36	Bright	35.000	74	11Bet Cas	2.2680	6600.0	70	48084	No
176	GOM_NL__2PRFIN20110511_132936_000000533102_00225_48084_6206.N1	11-MAY-2011 13:29:36	Tw_i_and_stray	52.500	93	53Bet Peg	2.5200	3100.0	105	48084	No
177	GOM_NL__2PRFIN20110511_133237_000000413102_00225_48084_6207.N1	11-MAY-2011 13:32:37	Twilight	41.000	140	88Gam Peg	2.8340	26000.	82	48084	No
178	GOM_NL__2PRFIN20110511_133402_000000503102_00225_48084_6208.N1	11-MAY-2011 13:34:02	Dark	49.500	90	54Alp Peg	2.4870	11000.	99	48084	No
179	GOM_NL__2PRFIN20110511_134724_000000503102_00225_48084_6209.N1	11-MAY-2011 13:47:24	Dark	49.500	18	24Alp PsA	1.1660	9700.0	99	48084	No
180	GOM_NL__2PRFIN20110511_135152_000000563102_00225_48084_6210.N1	11-MAY-2011 13:51:52	Dark	56.000	63	Bet Gru	2.1500	2800.0	112	48084	No
181	GOM_NL__2PRFIN20110511_135314_000000413102_00225_48084_6211.N1	11-MAY-2011 13:53:14	Dark	41.000	31	Alp Gru	1.7340	15200.	82	48084	No
182	GOM_NL__2PRFIN20110511_135848_000000423102_00226_48085_6220.N1	11-MAY-2011 13:58:48	Dark	42.000	45	Alp Pav	1.9400	26000.	84	48085	No
183	GOM_NL__2PRFIN20110511_140608_000000463102_00226_48085_6221.N1	11-MAY-2011 14:06:08	Straylight	46.000	141	Bet Ara	2.8400	4600.0	92	48085	No
184	GOM_NL__2PRFIN20110511_140832_000000543102_00226_48085_6222.N1	11-MAY-2011 14:08:32	Straylight	54.000	40	The Sco	1.8590	7100.0	108	48085	No
185	GOM_NL__2PRFIN20110511_141023_000000553102_00226_48085_6223.N1	11-MAY-2011 14:10:23	Straylight	55.000	25	35Lam Sco	1.6200	28000.	110	48085	No
186	GOM_NL__2PRFIN20110511_141254_000000543102_00226_48085_6224.N1	11-MAY-2011 14:12:54	Straylight	53.500	75	26Eps Sco	2.2910	4250.0	107	48085	No
187	GOM_NL__2PRFIN20110511_141607_000000613102_00226_48085_6225.N1	11-MAY-2011 14:16:07	Tw_i_and_stray	60.500	16	21Alp Sco	1.0200	3000.0	121	48085	No
188	GOM_NL__2PRFIN20110511_141757_000000613102_00226_48085_6226.N1	11-MAY-2011 14:17:57	Bright	60.500	80	7Del Sco	2.3160	30000.	121	48085	No
189	GOM_NL__2PRFIN20110511_142044_000000403102_00226_48085_6227.N1	11-MAY-2011 14:20:44	Bright	39.500	122	9Alp2Lib	2.7470	9700.0	79	48085	No
190	GOM_NL__2PRFIN20110511_142239_000000403102_00226_48085_6228.N1	11-MAY-2011 14:22:39	Bright	40.000	104	27Bet Lib	2.6140	13100.	80	48085	No
191	GOM_NL__2PRFIN20110511_142817_000000473102_00226_48085_6229.N1	11-MAY-2011 14:28:17	Bright	47.000	102	24Alp Ser	2.6000	4250.0	94	48085	No
192	GOM_NL__2PRFIN20110511_143109_000000383102_00226_48085_6230.N1	11-MAY-2011 14:31:09	Bright	37.500	3	16Alp Boo	-0.050000	4250.0	75	48085	No
193	GOM_NL__2PRFIN20110511_143346_000000393102_00226_48085_6231.N1	11-MAY-2011 14:33:46	Bright	39.000	83		2.3780	11000.	78	48085	No
194	GOM_NL__2PRFIN20110511_143652_000000383102_00226_48085_6232.N1	11-MAY-2011 14:36:52	Bright	38.000	180	27Gam Boo	3.0400	8000.0	76	48085	No
195	GOM_NL__2PRFIN20110511_144547_000000433102_00226_48085_6233.N1	11-MAY-2011 14:45:47	Bright	42.500	119	14Eta Dra	2.7270	4700.0	85	48085	No
196	GOM_NL__2PRFIN20110511_145637_000000443102_00226_48085_6234.N1	11-MAY-2011 14:56:37	Bright	43.500	89	5Alp Cep	2.4510	8000.0	87	48085	No
197	GOM_NL__2PRFIN20110511_145950_000000543102_00226_48085_6235.N1	11-MAY-2011 14:59:50	Bright	54.000	74	11Bet Cas	2.2680	6600.0	108	48085	No
198	GOM_NL__2PRFIN20110511_150950_000000593102_00226_48085_6236.N1	11-MAY-2011 15:09:50	Tw_i_and_stray	59.000	93	53Bet Peg	2.5200	3100.0	118	48085	No
199	GOM_NL__2PRFIN20110511_151251_000000423102_00226_48085_6237.N1	11-MAY-2011 15:12:51	Twilight	42.000	140	88Gam Peg	2.8340	26000.	84	48085	No
200	GOM_NL__2PRFIN20110511_151417_000000513102_00226_48085_6238.N1	11-MAY-2011 15:14:17	Dark	51.000	90	54Alp Peg	2.4870	11000.	102	48085	No
201	GOM_NL__2PRFIN20110511_152739_000000553102_00226_48085_6239.N1	11-MAY-2011 15:27:39	Dark	54.500	18	24Alp PsA	1.1660	9700.0	109	48085	No
202	GOM_NL__2PRFIN20110511_153207_000000573102_00226_48085_6240.N1	11-MAY-2011 15:32:07	Dark	57.000	63	Bet Gru	2.1500	2800.0	114	48085	No
203	GOM_NL__2PRFIN20110511_153328_000000443102_00226_48085_6241.N1	11-MAY-2011 15:33:28	Dark	43.500	31	Alp Gru	1.7340	15200.	87	48085	No
204	GOM_NL__2PRFIN20110511_153902_000000423102_00227_48086_6271.N1	11-MAY-2011 15:39:02	Dark	41.500	45	Alp Pav	1.9400	26000.	83	48086	No
205	GOM_NL__2PRFIN20110511_154622_000000433102_00227_48086_6272.N1	11-MAY-2011 15:46:22	Straylight	42.500	141	Bet Ara	2.8400	4600.0	85	48086	No
206	GOM_NL__2PRFIN20110511_154846_000000563102_00227_48086_6273.N1	11-MAY-2011 15:48:46	Straylight	56.000	40	The Sco	1.8590	7100.0	112	48086	No
207	GOM_NL__2PRFIN20110511_155037_000000563102_00227_48086_6274.N1	11-MAY-2011 15:50:37	Straylight	56.000	25	35Lam Sco	1.6200	28000.	112	48086	No
208	GOM_NL__2PRFIN20110511_155308_000000533102_00227_48086_6275.N1	11-MAY-2011 15:53:08	Straylight	52.500	75	26Eps Sco	2.2910	4250.0	105	48086	No
209	GOM_NL__2PRFIN20110511_155622_000000623102_00227_48086_6276.N1	11-MAY-2011 15:56:22	Tw_i_and_stray	62.000	16	21Alp Sco	1.0200	3000.0	124	48086	No
210	GOM_NL__2PRFIN20110511_155811_000000643102_00227_48086_6277.N1	11-MAY-2011 15:58:11	Bright	64.000	80	7Del Sco	2.3160	30000.	128	48086	No
211	GOM_NL__2PRFIN20110511_160058_000000403102_00227_48086_6278.N1	11-MAY-2011 16:00:58	Bright	39.500	122	9Alp2Lib	2.7470	9700.0	79	48086	No
212	GOM_NL__2PRFIN20110511_160253_000000423102_00227_48086_6279.N1	11-MAY-2011 16:02:53	Bright	42.000	104	27Bet Lib	2.6140	13100.	84	48086	No
213	GOM_NL__2PRFIN20110511_160830_000000473102_00227_48086_6280.N1	11-MAY-2011 16:08:30	Bright	47.000	102	24Alp Ser	2.6000	4250.0	94	48086	No
214	GOM_NL__2PRFIN20110511_161123_000000373102_00227_48086_6281.N1	11-MAY-2011 16:11:23	Bright	37.000	3	16Alp Boo	-0.050000	4250.0	74	48086	No
215	GOM_NL__2PRFIN20110511_161400_000000393102_00227_48086_6282.N1	11-MAY-2011 16:14:00	Bright	39.000	83		2.3780	11000.	78	48086	No
216	GOM_NL__2PRFIN20110511_161706_000000383102_00227_48086_6283.N1	11-MAY-2011 16:17:06	Bright	37.500	180	27Gam Boo	3.0400	8000.0	75	48086	No
217	GOM_NL__2PRFIN20110511_162600_000000443102_00227_48086_6284.N1	11-MAY-2011 16:26:00	Bright	44.000	119	14Eta Dra	2.7270	4700.0	88	48086	No
218	GOM_NL__2PRFIN20110511_163651_000000443102_00227_48086_6285.N1	11-MAY-2011 16:36:51	Bright	44.000	89	5Alp Cep	2.4510	8000.0	88	48086	No
219	GOM_NL__2PRFIN20110511_164004_000000453102_00227_48086_6286.N1	11-MAY-2011 16:40:04	Bright	45.000	74	11Bet Cas	2.2680	6600.0	90	48086	No

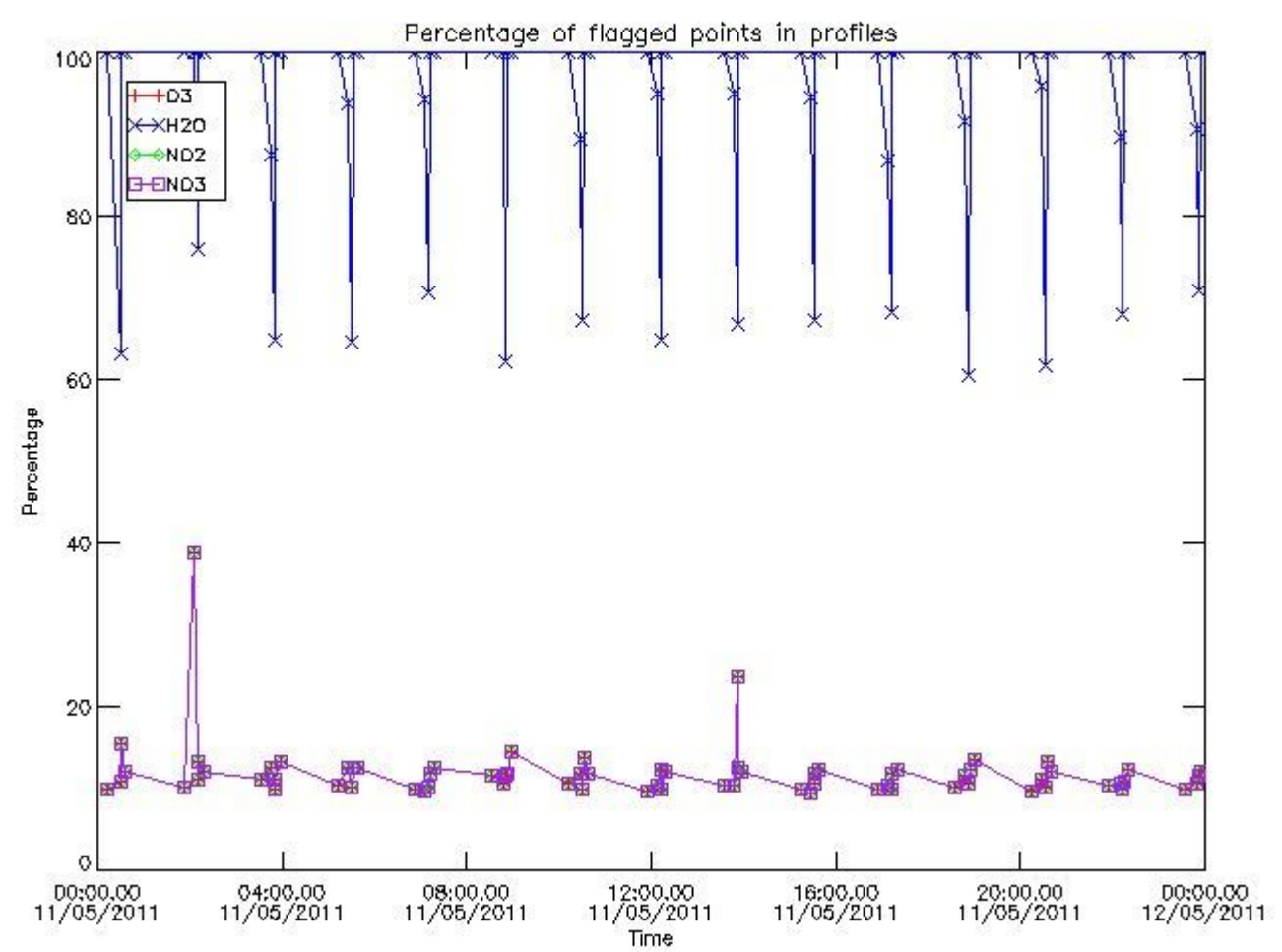
220	GOM_NL__2PRFIN20110511_165004_000000553102_00227_48086_6287.N1	11-MAY-2011 16:50:04	Twilight	55.000	93	53Bet Peg	2.5200	3100.0	110	48086	No
221	GOM_NL__2PRFIN20110511_165306_000000403102_00227_48086_6288.N1	11-MAY-2011 16:53:06	Twilight	40.000	140	88Gam Peg	2.8340	26000.	80	48086	No
222	GOM_NL__2PRFIN20110511_165431_000000523102_00227_48086_6289.N1	11-MAY-2011 16:54:31	Dark	51.500	90	54Alp Peg	2.4870	11000.	103	48086	No
223	GOM_NL__2PRFIN20110511_170753_000000503102_00227_48086_6290.N1	11-MAY-2011 17:07:53	Dark	49.500	18	24Alp PsA	1.1660	9700.0	99	48086	No
224	GOM_NL__2PRFIN20110511_171221_000000573102_00227_48086_6291.N1	11-MAY-2011 17:12:21	Dark	57.000	63	Bet Gru	2.1500	2800.0	114	48086	No
225	GOM_NL__2PRFIN20110511_171343_000000443102_00227_48086_6292.N1	11-MAY-2011 17:13:43	Dark	43.500	31	Alp Gru	1.7340	15200.	87	48086	No
226	GOM_NL__2PRFIN20110511_171917_000000423102_00228_48087_6280.N1	11-MAY-2011 17:19:17	Dark	41.500	45	Alp Pav	1.9400	26000.	83	48087	No
227	GOM_NL__2PRFIN20110511_172637_000000413102_00228_48087_6281.N1	11-MAY-2011 17:26:37	Straylight	40.500	141	Bet Ara	2.8400	4600.0	81	48087	No
228	GOM_NL__2PRFIN20110511_172901_000000553102_00228_48087_6282.N1	11-MAY-2011 17:29:01	Straylight	54.500	40	The Sco	1.8590	7100.0	109	48087	No
229	GOM_NL__2PRFIN20110511_173052_000000563102_00228_48087_6283.N1	11-MAY-2011 17:30:52	Straylight	55.500	25	35Lam Sco	1.6200	28000.	111	48087	No
230	GOM_NL__2PRFIN20110511_173323_000000573102_00228_48087_6284.N1	11-MAY-2011 17:33:23	Straylight	56.500	75	26Eps Sco	2.2910	4250.0	113	48087	No
231	GOM_NL__2PRFIN20110511_173636_000000603102_00228_48087_6285.N1	11-MAY-2011 17:36:36	Twilight	60.000	16	21Alp Sco	1.0200	3000.0	120	48087	No
232	GOM_NL__2PRFIN20110511_173825_000000593102_00228_48087_6286.N1	11-MAY-2011 17:38:25	Bright	59.000	80	7Del Sco	2.3160	30000.	118	48087	No
233	GOM_NL__2PRFIN20110511_174112_000000403102_00228_48087_6287.N1	11-MAY-2011 17:41:12	Bright	40.000	122	9Alp2Lib	2.7470	9700.0	80	48087	No
234	GOM_NL__2PRFIN20110511_174308_000000423102_00228_48087_6288.N1	11-MAY-2011 17:43:08	Bright	41.500	104	27Bet Lib	2.6140	13100.	83	48087	No
235	GOM_NL__2PRFIN20110511_174844_000000473102_00228_48087_6289.N1	11-MAY-2011 17:48:44	Bright	47.000	102	24Alp Ser	2.6000	4250.0	94	48087	No
236	GOM_NL__2PRFIN20110511_175137_000000373102_00228_48087_6290.N1	11-MAY-2011 17:51:37	Bright	36.500	3	16Alp Boo	-0.050000	4250.0	73	48087	No
237	GOM_NL__2PRFIN20110511_175413_000000393102_00228_48087_6291.N1	11-MAY-2011 17:54:13	Bright	39.000	83		2.3780	11000.	78	48087	No
238	GOM_NL__2PRFIN20110511_175720_000000383102_00228_48087_6292.N1	11-MAY-2011 17:57:20	Bright	37.500	180	27Gam Boo	3.0400	8000.0	75	48087	No
239	GOM_NL__2PRFIN20110511_180614_000000433102_00228_48087_6293.N1	11-MAY-2011 18:06:14	Bright	43.000	119	14Eta Dra	2.7270	4700.0	86	48087	No
240	GOM_NL__2PRFIN20110511_181704_000000433102_00228_48087_6294.N1	11-MAY-2011 18:17:04	Bright	43.000	89	5Alp Cep	2.4510	8000.0	86	48087	No
241	GOM_NL__2PRFIN20110511_182018_000000543102_00228_48087_6295.N1	11-MAY-2011 18:20:18	Bright	54.000	74	11Bet Cas	2.2680	6600.0	108	48087	No
242	GOM_NL__2PRFIN20110511_183018_000000543102_00228_48087_6296.N1	11-MAY-2011 18:30:18	Twilight	53.500	93	53Bet Peg	2.5200	3100.0	107	48087	No
243	GOM_NL__2PRFIN20110511_183320_000000433102_00228_48087_6297.N1	11-MAY-2011 18:33:20	Twilight	42.500	140	88Gam Peg	2.8340	26000.	85	48087	No
244	GOM_NL__2PRFIN20110511_183446_000000513102_00228_48087_6298.N1	11-MAY-2011 18:34:46	Dark	50.500	90	54Alp Peg	2.4870	11000.	101	48087	No
245	GOM_NL__2PRFIN20110511_184808_000000483102_00228_48087_6299.N1	11-MAY-2011 18:48:08	Dark	48.000	18	24Alp PsA	1.1660	9700.0	96	48087	No
246	GOM_NL__2PRFIN20110511_185236_000000493102_00228_48087_6300.N1	11-MAY-2011 18:52:36	Dark	48.500	63	Bet Gru	2.1500	2800.0	97	48087	No
247	GOM_NL__2PRFIN20110511_185358_000000423102_00228_48087_6301.N1	11-MAY-2011 18:53:58	Dark	41.500	31	Alp Gru	1.7340	15200.	83	48087	No
248	GOM_NL__2PRFIN20110511_185932_000000423102_00229_48088_6305.N1	11-MAY-2011 18:59:32	Dark	41.500	45	Alp Pav	1.9400	26000.	83	48088	No
249	GOM_NL__2PRFIN20110511_190651_000000473102_00229_48088_6306.N1	11-MAY-2011 19:06:51	Straylight	46.500	141	Bet Ara	2.8400	4600.0	93	48088	No
250	GOM_NL__2PRFIN20110511_190916_000000563102_00229_48088_6307.N1	11-MAY-2011 19:09:16	Straylight	55.500	40	The Sco	1.8590	7100.0	111	48088	No
251	GOM_NL__2PRFIN20110511_191107_000000593102_00229_48088_6308.N1	11-MAY-2011 19:11:07	Straylight	59.000	25	35Lam Sco	1.6200	28000.	118	48088	No
252	GOM_NL__2PRFIN20110511_191337_000000563102_00229_48088_6309.N1	11-MAY-2011 19:13:37	Straylight	56.000	75	26Eps Sco	2.2910	4250.0	112	48088	No
253	GOM_NL__2PRFIN20110511_191650_000000683102_00229_48088_6310.N1	11-MAY-2011 19:16:50	Twilight	68.000	16	21Alp Sco	1.0200	3000.0	136	48088	No
254	GOM_NL__2PRFIN20110511_191840_000000573102_00229_48088_6311.N1	11-MAY-2011 19:18:40	Bright	56.500	80	7Del Sco	2.3160	30000.	113	48088	No
255	GOM_NL__2PRFIN20110511_192126_000000403102_00229_48088_6312.N1	11-MAY-2011 19:21:26	Bright	39.500	122	9Alp2Lib	2.7470	9700.0	79	48088	No
256	GOM_NL__2PRFIN20110511_192322_000000433102_00229_48088_6313.N1	11-MAY-2011 19:23:22	Bright	42.500	104	27Bet Lib	2.6140	13100.	85	48088	No
257	GOM_NL__2PRFIN20110511_192858_000000473102_00229_48088_6314.N1	11-MAY-2011 19:28:58	Bright	46.500	102	24Alp Ser	2.6000	4250.0	93	48088	No
258	GOM_NL__2PRFIN20110511_193151_000000373102_00229_48088_6315.N1	11-MAY-2011 19:31:51	Bright	37.000	3	16Alp Boo	-0.050000	4250.0	74	48088	No
259	GOM_NL__2PRFIN20110511_193427_000000423102_00229_48088_6316.N1	11-MAY-2011 19:34:27	Bright	42.000	83		2.3780	11000.	84	48088	No
260	GOM_NL__2PRFIN20110511_193734_000000393102_00229_48088_6317.N1	11-MAY-2011 19:37:34	Bright	38.500	180	27Gam Boo	3.0400	8000.0	77	48088	No
261	GOM_NL__2PRFIN20110511_194628_000000443102_00229_48088_6318.N1	11-MAY-2011 19:46:28	Bright	43.500	119	14Eta Dra	2.7270	4700.0	87	48088	No
262	GOM_NL__2PRFIN20110511_195718_000000453102_00229_48088_6319.N1	11-MAY-2011 19:57:18	Bright	45.000	89	5Alp Cep	2.4510	8000.0	90	48088	No
263	GOM_NL__2PRFIN20110511_200032_000000513102_00229_48088_6320.N1	11-MAY-2011 20:00:32	Bright	51.000	74	11Bet Cas	2.2680	6600.0	102	48088	No
264	GOM_NL__2PRFIN20110511_201033_000000613102_00229_48088_6321.N1	11-MAY-2011 20:10:33	Twilight	61.000	93	53Bet Peg	2.5200	3100.0	122	48088	No
265	GOM_NL__2PRFIN20110511_201334_000000423102_00229_48088_6322.N1	11-MAY-2011 20:13:34	Twilight	41.500	140	88Gam Peg	2.8340	26000.	83	48088	No
266	GOM_NL__2PRFIN20110511_201500_000000533102_00229_48088_6323.N1	11-MAY-2011 20:15:00	Dark	52.500	90	54Alp Peg	2.4870	11000.	105	48088	No
267	GOM_NL__2PRFIN20110511_202822_000000503102_00229_48088_6324.N1	11-MAY-2011 20:28:22	Dark	50.000	18	24Alp PsA	1.1660	9700.0	100	48088	No
268	GOM_NL__2PRFIN20110511_203250_000000503102_00229_48088_6325.N1	11-MAY-2011 20:32:50	Dark	50.000	63	Bet Gru	2.1500	2800.0	100	48088	No
269	GOM_NL__2PRFIN20110511_203412_000000433102_00229_48088_6326.N1	11-MAY-2011 20:34:12	Dark	42.500	31	Alp Gru	1.7340	15200.	85	48088	No
270	GOM_NL__2PRFIN20110511_203947_000000423102_00230_48089_6335.N1	11-MAY-2011 20:39:47	Dark	42.000	45	Alp Pav	1.9400	26000.	84	48089	No
271	GOM_NL__2PRFIN20110511_204706_000000463102_00230_48089_6336.N1	11-MAY-2011 20:47:06	Straylight	45.500	141	Bet Ara	2.8400	4600.0	91	48089	No
272	GOM_NL__2PRFIN20110511_204931_000000503102_00230_48089_6337.N1	11-MAY-2011 20:49:31	Straylight	49.500	40	The Sco	1.8590	7100.0	99	48089	No
273	GOM_NL__2PRFIN20110511_205121_000000573102_00230_48089_6338.N1	11-MAY-2011 20:51:21	Straylight	56.500	25	35Lam Sco	1.6200	28000.	113	48089	No
274	GOM_NL__2PRFIN20110511_205352_000000573102_00230_48089_6339.N1	11-MAY-2011 20:53:52	Straylight	56.500	75	26Eps Sco	2.2910	4250.0	113	48089	No
275	GOM_NL__2PRFIN20110511_205705_000000693102_00230_48089_6340.N1	11-MAY-2011 20:57:05	Twilight	69.000	16	21Alp Sco	1.0200	3000.0	138	48089	No
276	GOM_NL__2PRFIN20110511_205854_000000603102_00230_48089_6341.N1	11-MAY-2011 20:58:54	Bright	60.000	80	7Del Sco	2.3160	30000.	120	48089	No
277	GOM_NL__2PRFIN20110511_210140_000000403102_00230_48089_6342.N1	11-MAY-2011 21:01:40	Bright	40.000	122	9Alp2Lib	2.7470	9700.0	80	48089	No
278	GOM_NL__2PRFIN20110511_210335_000000433102_00230_48089_6343.N1	11-MAY-2011 21:03:35	Bright	42.500	104	27Bet Lib	2.6140	13100.	85	48089	No

279	GOM_NL__2PRFIN20110511_210911_000000473102_00230_48089_6344.N1	11-MAY-2011 21:09:11	Bright	47.000	102	24Alp Ser	2.6000	4250.0	94	48089	No
280	GOM_NL__2PRFIN20110511_211205_000000373102_00230_48089_6345.N1	11-MAY-2011 21:12:05	Bright	37.000	3	16Alp Boo	-0.050000	4250.0	74	48089	No
281	GOM_NL__2PRFIN20110511_211441_000000583102_00230_48089_6346.N1	11-MAY-2011 21:14:41	Bright	58.000	83		2.3780	11000.	116	48089	No
282	GOM_NL__2PRFIN20110511_211747_000000563102_00230_48089_6347.N1	11-MAY-2011 21:17:47	Bright	56.000	180	27Gam Boo	3.0400	8000.0	112	48089	No
283	GOM_NL__2PRFIN20110511_212641_000000433102_00230_48089_6348.N1	11-MAY-2011 21:26:41	Bright	42.500	119	14Eta Dra	2.7270	4700.0	85	48089	No
284	GOM_NL__2PRFIN20110511_213731_000000453102_00230_48089_6349.N1	11-MAY-2011 21:37:31	Bright	44.500	89	5Alp Cep	2.4510	8000.0	89	48089	No
285	GOM_NL__2PRFIN20110511_214046_000000553102_00230_48089_6350.N1	11-MAY-2011 21:40:46	Bright	55.000	74	11Bet Cas	2.2680	6600.0	110	48089	No
286	GOM_NL__2PRFIN20110511_215047_000000563102_00230_48089_6351.N1	11-MAY-2011 21:50:47	Twilight	55.500	93	53Bet Peg	2.5200	3100.0	111	48089	No
287	GOM_NL__2PRFIN20110511_215349_000000413102_00230_48089_6352.N1	11-MAY-2011 21:53:49	Twilight	40.500	140	88Gam Peg	2.8340	26000.	81	48089	No
288	GOM_NL__2PRFIN20110511_215514_000000493102_00230_48089_6353.N1	11-MAY-2011 21:55:14	Dark	48.500	90	54Alp Peg	2.4870	11000.	97	48089	No
289	GOM_NL__2PRFIN20110511_220837_000000493102_00230_48089_6354.N1	11-MAY-2011 22:08:37	Dark	48.500	18	24Alp PsA	1.1660	9700.0	97	48089	No
290	GOM_NL__2PRFIN20110511_221305_000000523102_00230_48089_6355.N1	11-MAY-2011 22:13:05	Dark	52.000	63	Bet Gru	2.1500	2800.0	104	48089	No
291	GOM_NL__2PRFIN20110511_221427_000000473102_00230_48089_6356.N1	11-MAY-2011 22:14:27	Dark	46.500	31	Alp Gru	1.7340	15200.	93	48089	No
292	GOM_NL__2PRFIN20110511_222001_000000423102_00231_48090_6346.N1	11-MAY-2011 22:20:01	Dark	41.500	45	Alp Pav	1.9400	26000.	83	48090	No
293	GOM_NL__2PRFIN20110511_222720_000000493102_00231_48090_6347.N1	11-MAY-2011 22:27:20	Straylight	48.500	141	Bet Ara	2.8400	4600.0	97	48090	No
294	GOM_NL__2PRFIN20110511_222945_000000543102_00231_48090_6348.N1	11-MAY-2011 22:29:45	Straylight	54.000	40	The Sco	1.8590	7100.0	108	48090	No
295	GOM_NL__2PRFIN20110511_223136_000000583102_00231_48090_6349.N1	11-MAY-2011 22:31:36	Straylight	58.000	25	35Lam Sco	1.6200	28000.	116	48090	No
296	GOM_NL__2PRFIN20110511_223406_000000543102_00231_48090_6350.N1	11-MAY-2011 22:34:06	Straylight	54.000	75	26Eps Sco	2.2910	4250.0	108	48090	No
297	GOM_NL__2PRFIN20110511_223719_000000623102_00231_48090_6351.N1	11-MAY-2011 22:37:19	Twilight	61.500	16	21Alp Sco	1.0200	3000.0	123	48090	No
298	GOM_NL__2PRFIN20110511_223908_000000643102_00231_48090_6352.N1	11-MAY-2011 22:39:08	Bright	64.000	80	7Del Sco	2.3160	30000.	128	48090	No
299	GOM_NL__2PRFIN20110511_224154_000000403102_00231_48090_6353.N1	11-MAY-2011 22:41:54	Bright	40.000	122	9Alp2Lib	2.7470	9700.0	80	48090	No
300	GOM_NL__2PRFIN20110511_224349_000000413102_00231_48090_6354.N1	11-MAY-2011 22:43:49	Bright	41.000	104	27Bet Lib	2.6140	13100.	82	48090	No
301	GOM_NL__2PRFIN20110511_224925_000000473102_00231_48090_6355.N1	11-MAY-2011 22:49:25	Bright	47.000	102	24Alp Ser	2.6000	4250.0	94	48090	No
302	GOM_NL__2PRFIN20110511_225219_000000373102_00231_48090_6356.N1	11-MAY-2011 22:52:19	Bright	37.000	3	16Alp Boo	-0.050000	4250.0	74	48090	No
303	GOM_NL__2PRFIN20110511_225455_000000393102_00231_48090_6357.N1	11-MAY-2011 22:54:55	Bright	38.500	83		2.3780	11000.	77	48090	No
304	GOM_NL__2PRFIN20110511_225801_000000563102_00231_48090_6358.N1	11-MAY-2011 22:58:01	Bright	56.000	180	27Gam Boo	3.0400	8000.0	112	48090	No
305	GOM_NL__2PRFIN20110511_230654_000000423102_00231_48090_6359.N1	11-MAY-2011 23:06:54	Bright	42.000	119	14Eta Dra	2.7270	4700.0	84	48090	No
306	GOM_NL__2PRFIN20110511_231745_000000453102_00231_48090_6360.N1	11-MAY-2011 23:17:45	Bright	45.000	89	5Alp Cep	2.4510	8000.0	90	48090	No
307	GOM_NL__2PRFIN20110511_232100_000000373102_00231_48090_6361.N1	11-MAY-2011 23:21:00	Bright	37.000	74	11Bet Cas	2.2680	6600.0	74	48090	No
308	GOM_NL__2PRFIN20110511_233101_000000603102_00231_48090_6362.N1	11-MAY-2011 23:31:01	Twilight	59.500	93	53Bet Peg	2.5200	3100.0	119	48090	No
309	GOM_NL__2PRFIN20110511_233403_000000423102_00231_48090_6363.N1	11-MAY-2011 23:34:03	Twilight	41.500	140	88Gam Peg	2.8340	26000.	83	48090	No
310	GOM_NL__2PRFIN20110511_233529_000000513102_00231_48090_6364.N1	11-MAY-2011 23:35:29	Dark	50.500	90	54Alp Peg	2.4870	11000.	101	48090	No
311	GOM_NL__2PRFIN20110511_234852_000000483102_00231_48090_6365.N1	11-MAY-2011 23:48:52	Dark	48.000	18	24Alp PsA	1.1660	9700.0	96	48090	No
312	GOM_NL__2PRFIN20110511_235319_000000493102_00231_48090_6366.N1	11-MAY-2011 23:53:19	Dark	48.500	63	Bet Gru	2.1500	2800.0	97	48090	No
313	GOM_NL__2PRFIN20110511_235442_000000423102_00231_48090_6367.N1	11-MAY-2011 23:54:42	Dark	42.000	31	Alp Gru	1.7340	15200.	84	48090	No

3. Quality information per product

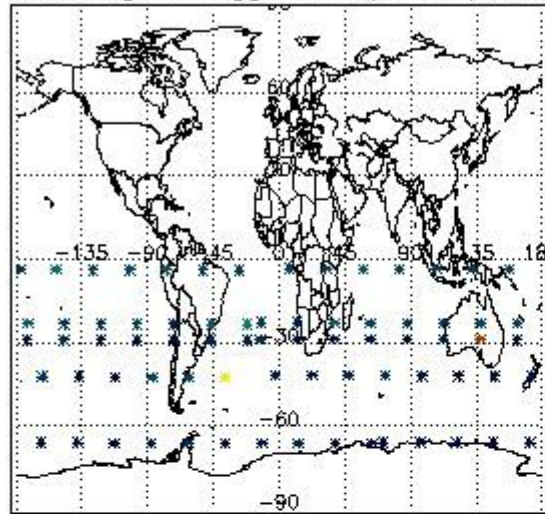
In this section it is plotted some information contained in the Quality Summary data set of the level 2 products. Only products in dark limb conditions and without errors (error flag in the MPH set to "0") are used.

3.1 Plot quality information per product (time dependant)

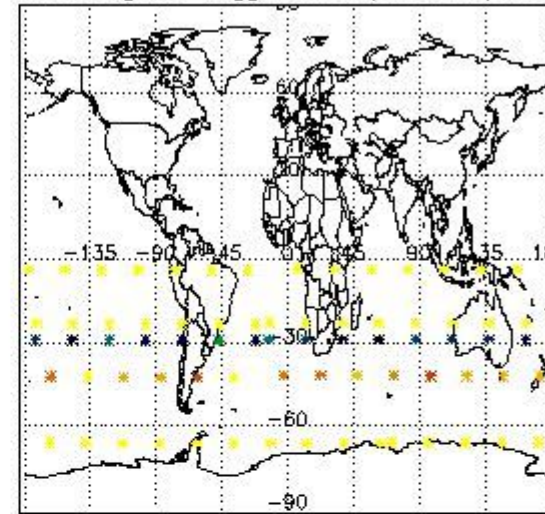


3.2 Plot quality information per product (world map)

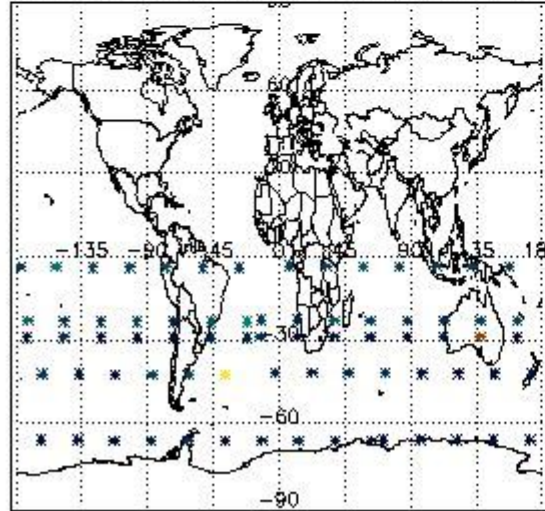
Percentage of flagged data per O3 profile



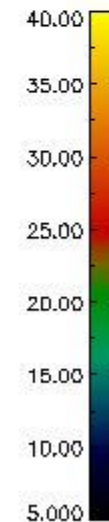
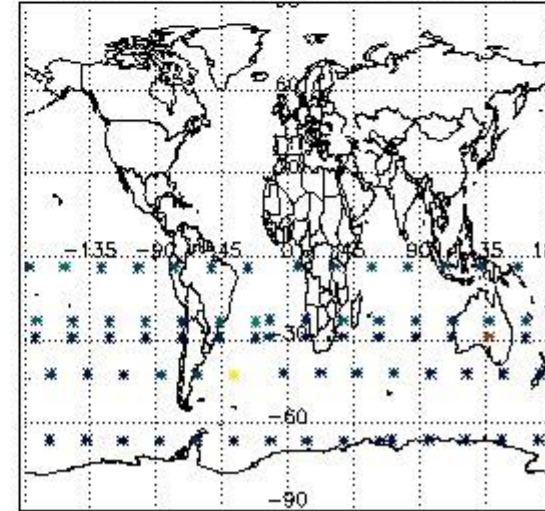
Percentage of flagged data per H2O profile



Percentage of flagged data per NO2 profile



Percentage of flagged data per NO3 profile

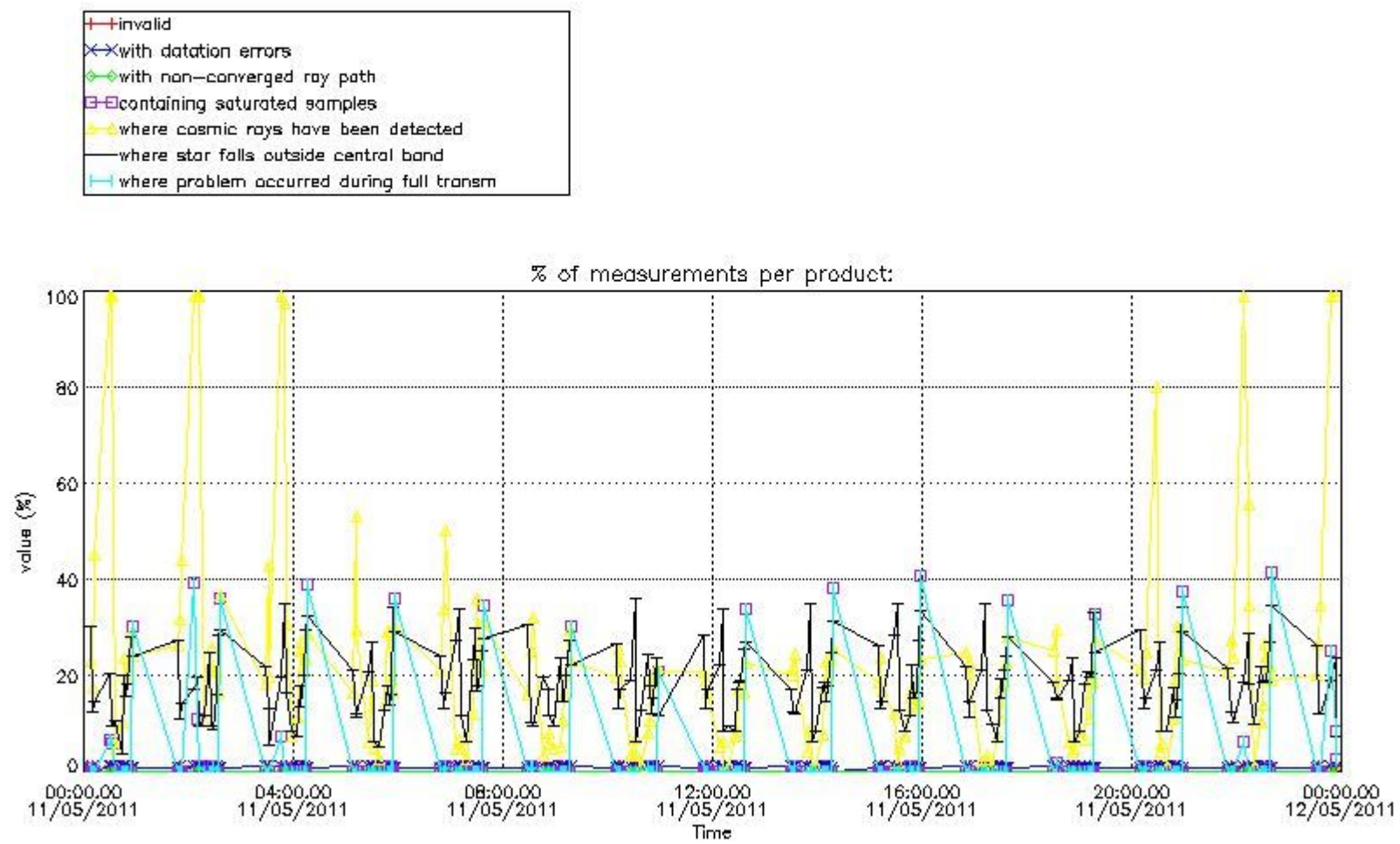


4. Level 1 quality information per product

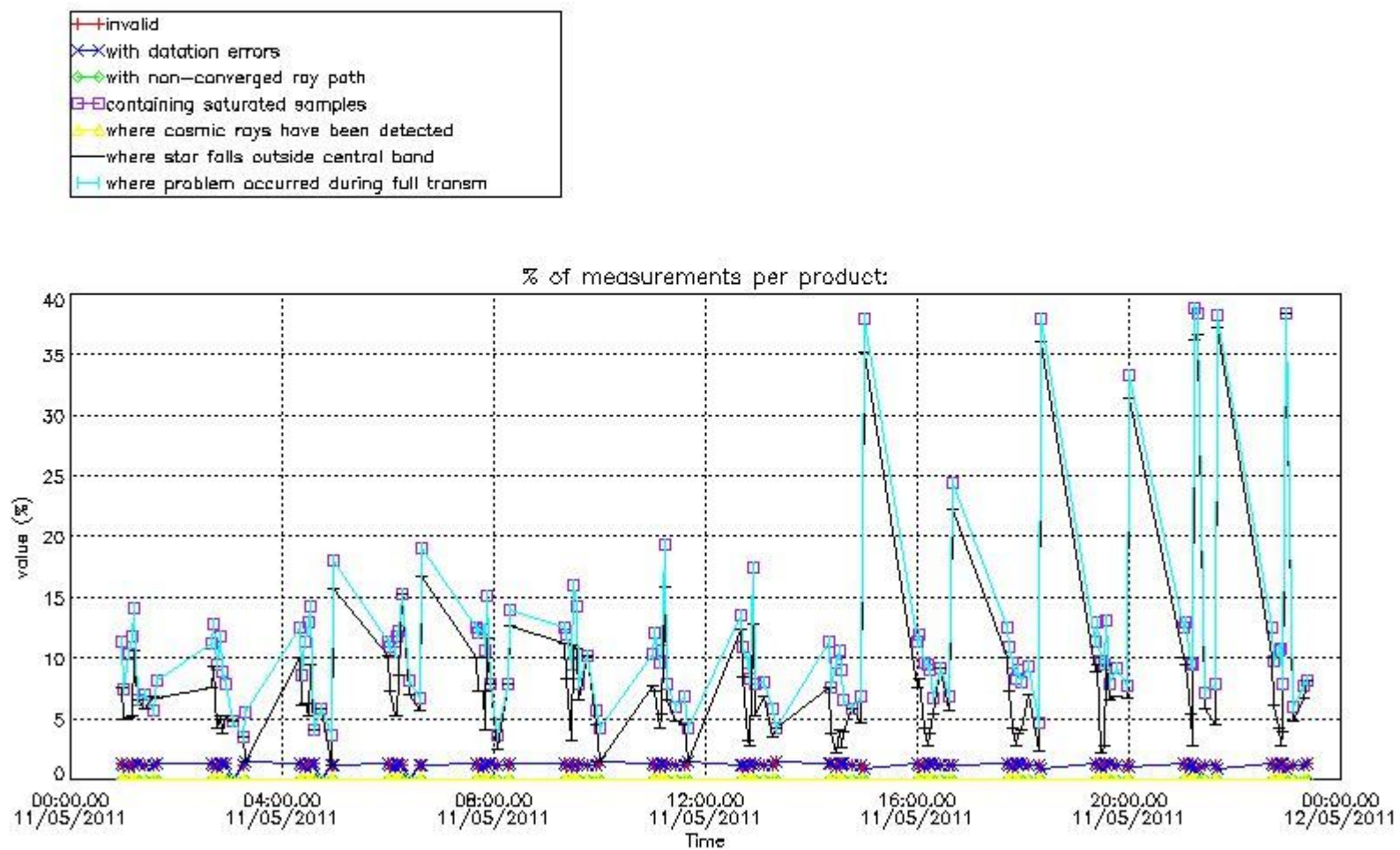
In this section it is plotted some information contained in the Quality Summary data set of the level 2 products that comes from the level 1b processing. Products without errors (error flag in the MPH set to "0") are used.

4.1 Plot quality information per product (time dependant) coming from level 1b processing

4.1.1 Plot level 1 quality information per product (time dependant): ENVISAT ASCENDING passes



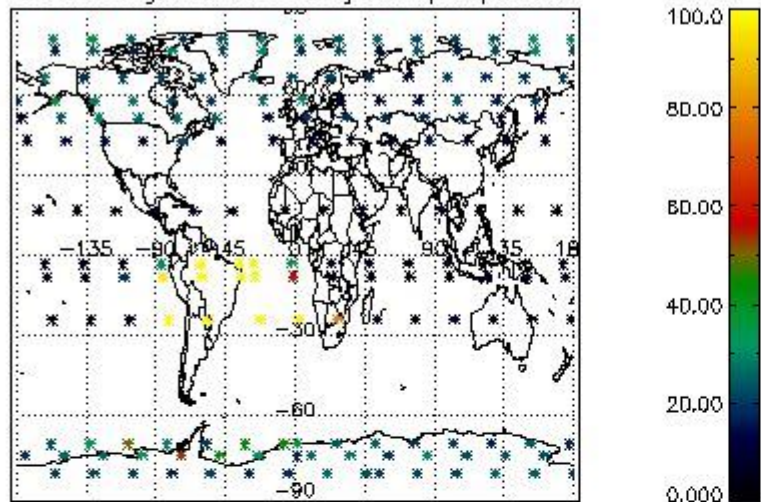
4.1.2 Plot level 1 quality information per product (time dependant): ENVI SAT DESCENDING passes



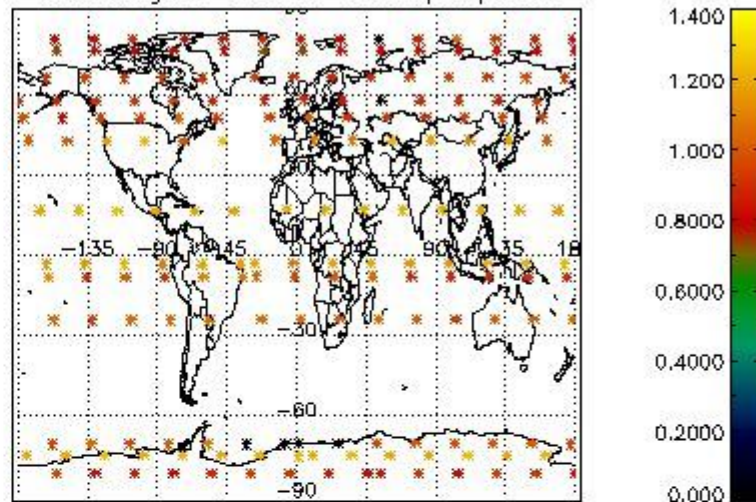
4.2 Plot quality information per product coming from level 1b processing (world map)

4.2.1 Plot level 1 quality information per product (world map): ENVISAT ASCENDING passes

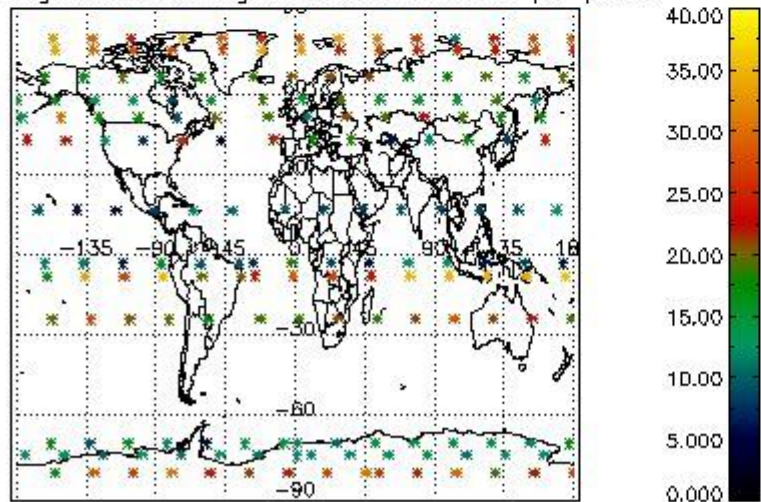
Percentage of cosmic ray hits per profile



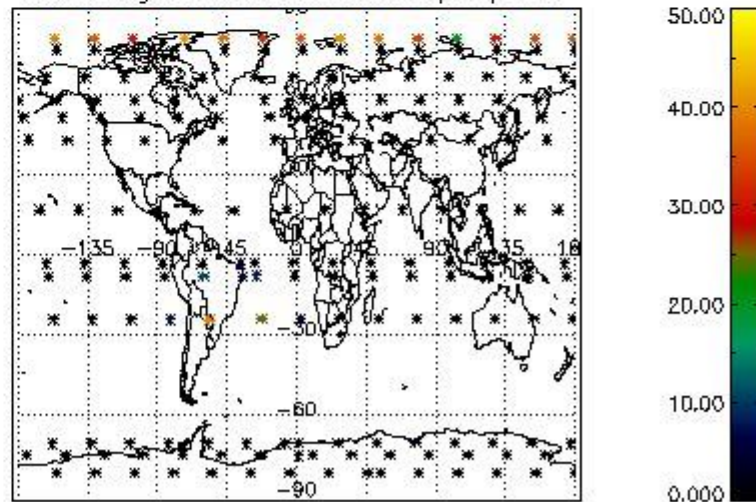
Percentage of datation errors per profile



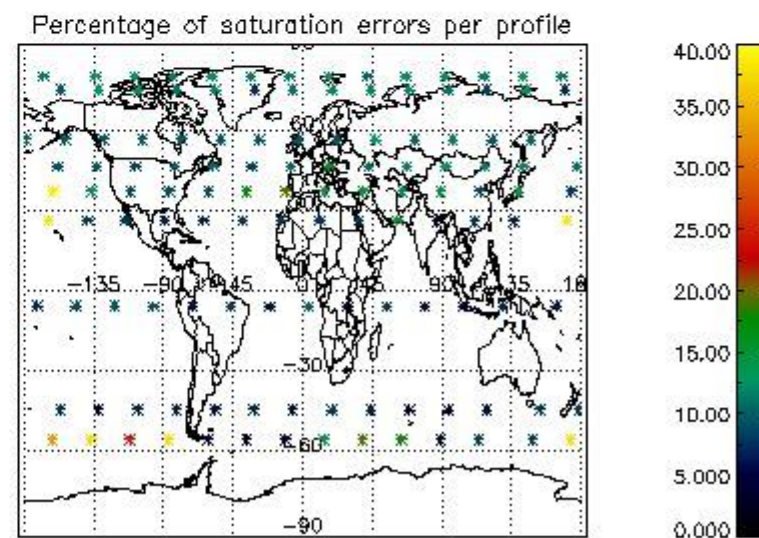
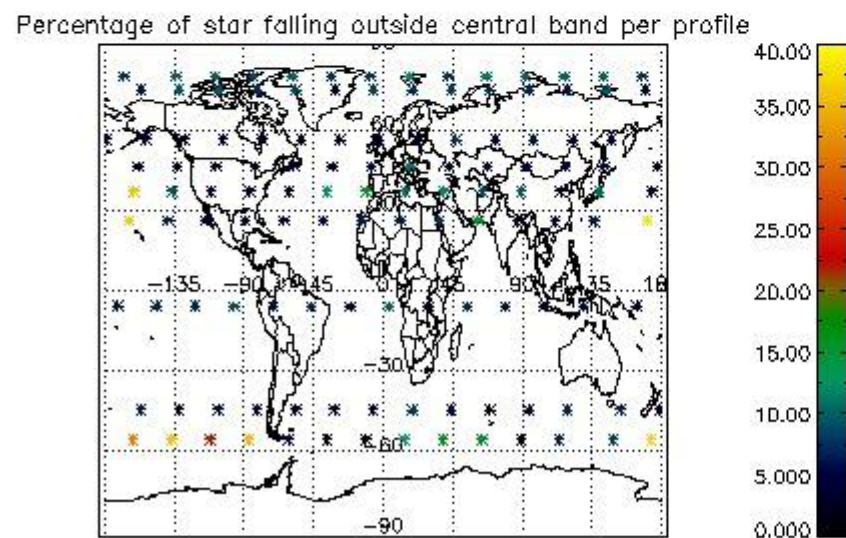
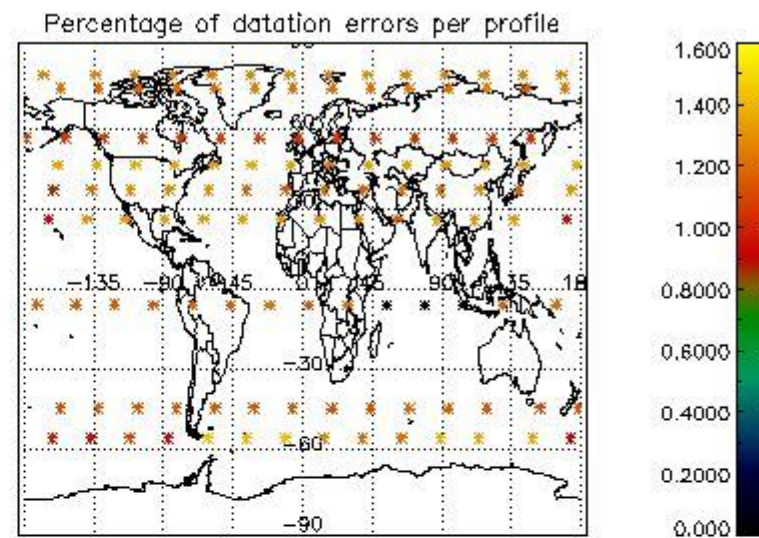
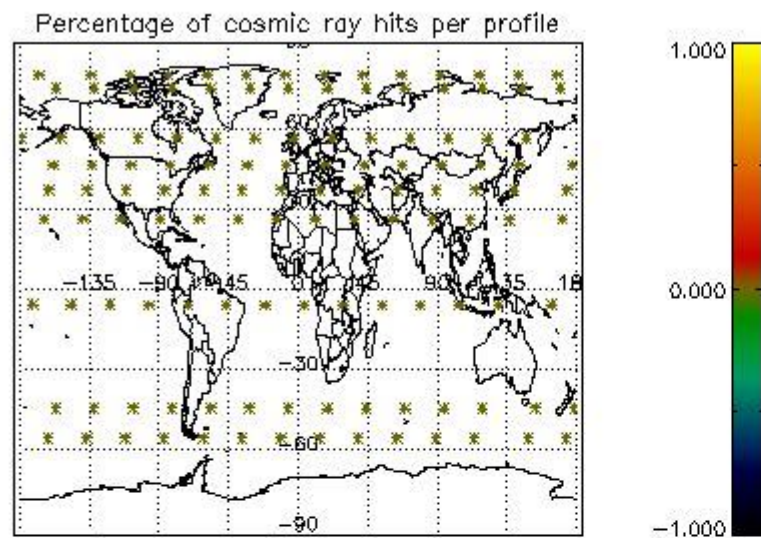
Percentage of star falling outside central band per profile



Percentage of saturation errors per profile



4.2.2 Plot level 1 quality information per product (world map): ENVISAT DESCENDING passes



5. Trace gas profiles

5.1 Ozone statistics based on quality of products

The final quality of the products can be "measured" using the STD (Standard Deviation) attached to every point profile. This information is written to the parameter GOM_NL__2P/NL_LOCAL_SPECIES_DENSITY/o3_std of the level 2 products. The table below shows the statistics for given STD ranges.

The statistics are given with respect to the overall valid production:

- Products without fatal errors: GOM_NL__2P/MPH/PRODUCT_ERR=0
- Valid point profile: GOM_NL__2P/NL_LOCAL_SPECIES_DENSITY/pcd(0)=0

The 'Criteria' is applied to valid points of dark limb products:

- Products in dark limb illumination condition: GOM_NL__2P/NL_SUMMARY_QUALITY/obs_ill_cond=0
- Products without fatal errors: GOM_NL__2P/MPH/PRODUCT_ERR=0
- Valid point profile: GOM_NL__2P/NL_LOCAL_SPECIES_DENSITY/pcd(0)=0

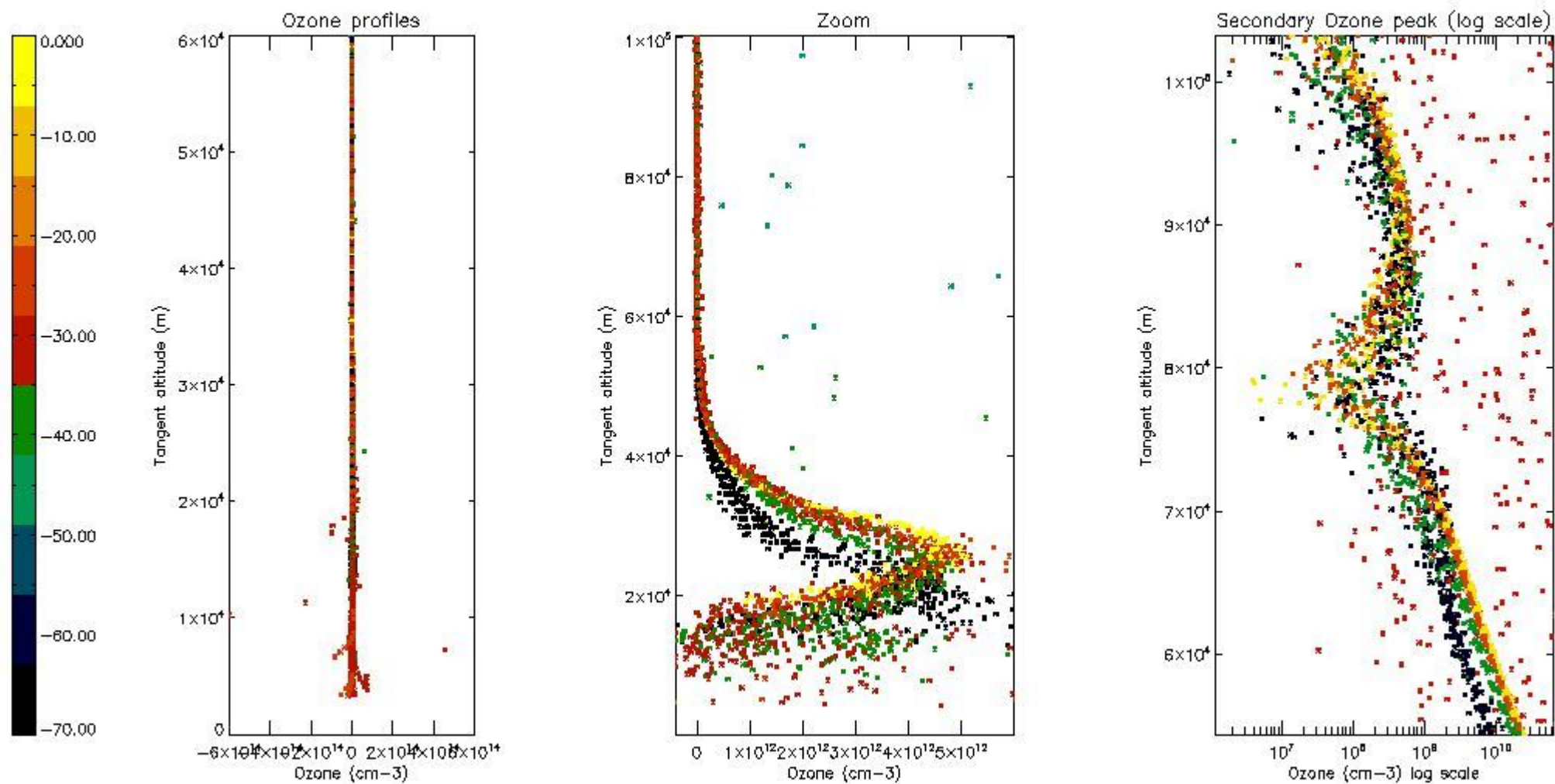
So, the table below shows the percentage of dark limb and valid observations for each criteria with respect to the overall valid daily observations.

Criteria	% of total production
All STD	23
STD < 20	12

STD < 10	9
STD < 5	5

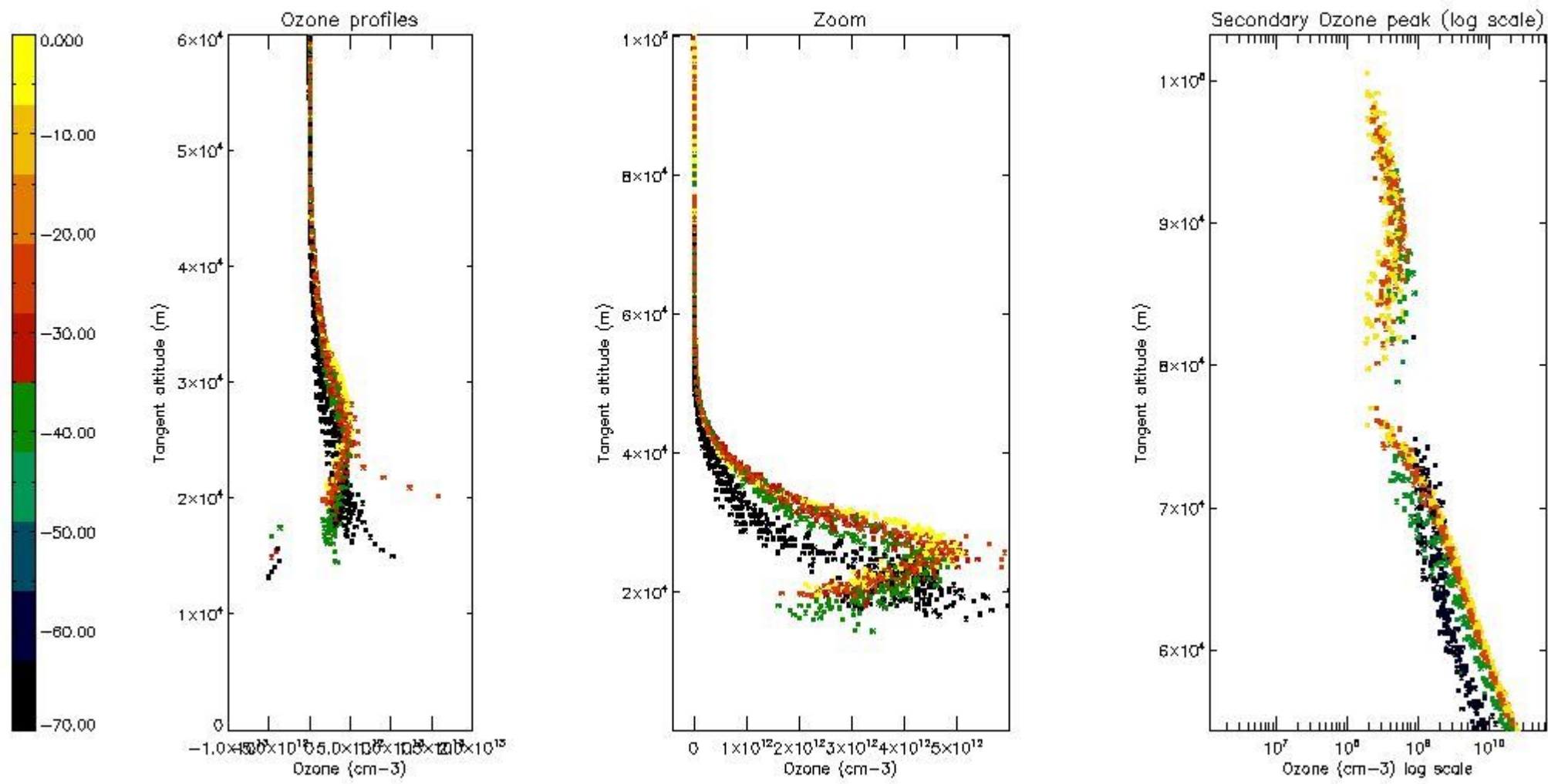
5.2 Plot ozone profiles for all STD (dark without errors)

The colorbar represents the latitude.



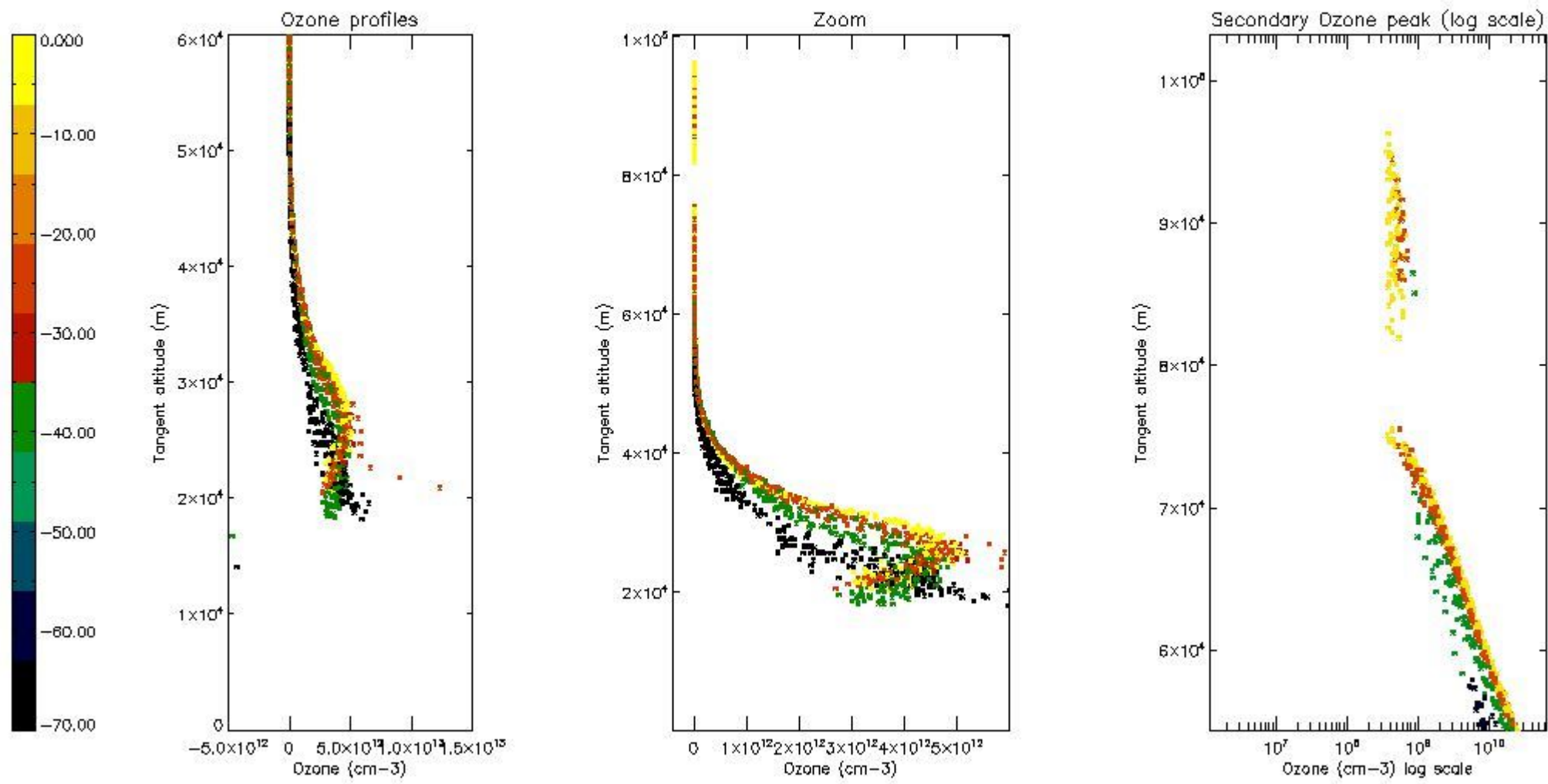
5.3 Plot ozone profiles where STD < 20% (dark without errors)

The colorbar represents the latitude.



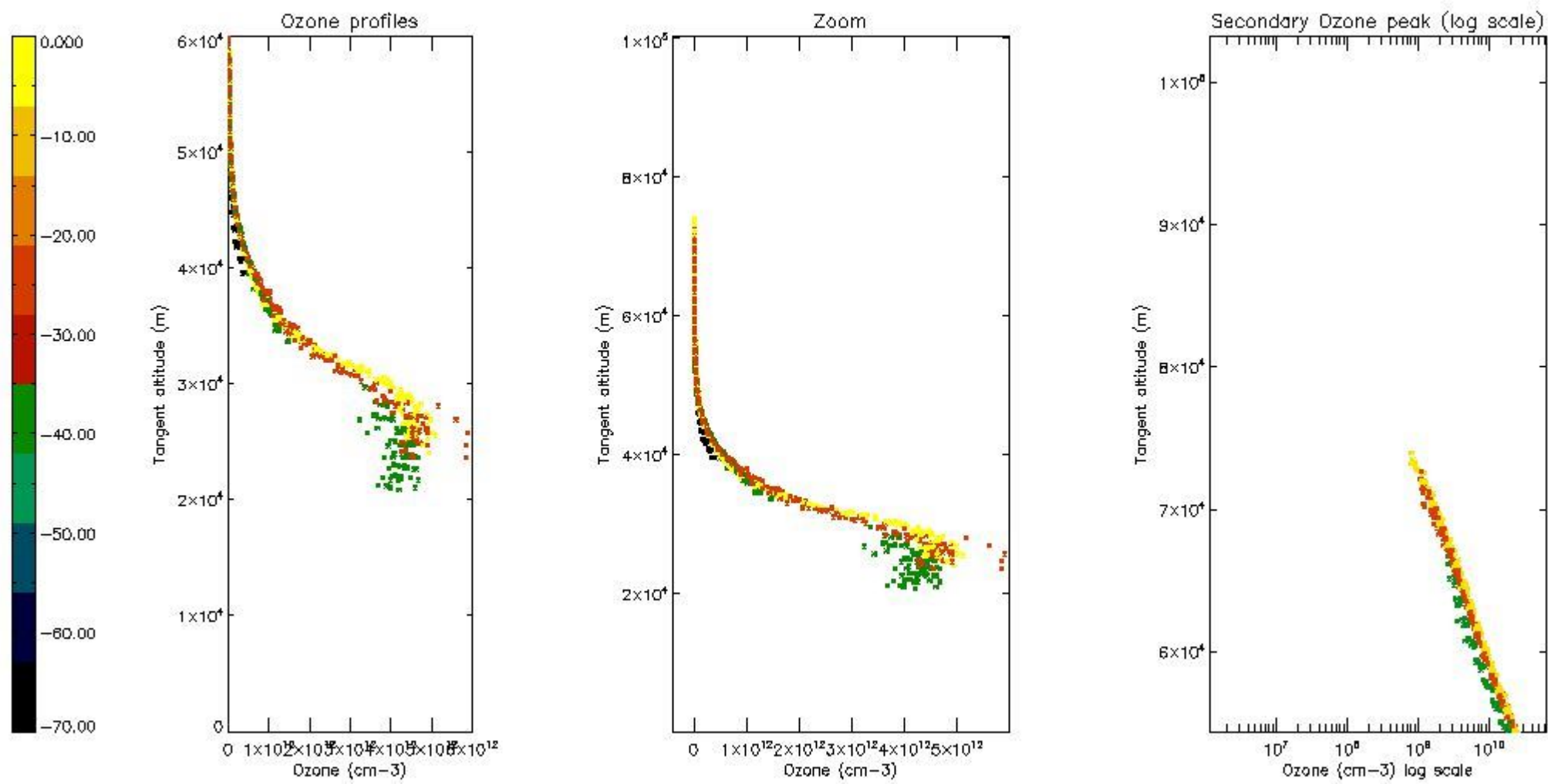
5.4 Plot ozone profiles where STD < 10% (dark without errors)

The colorbar represents the latitude.



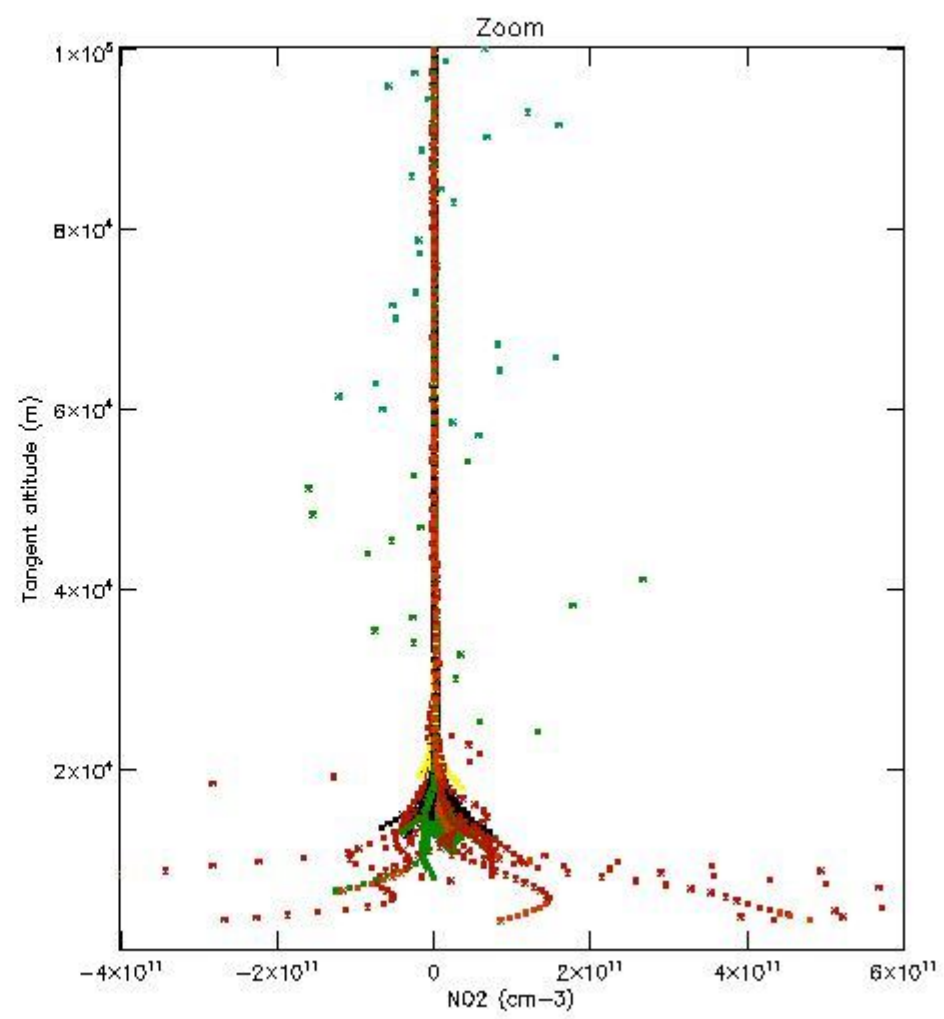
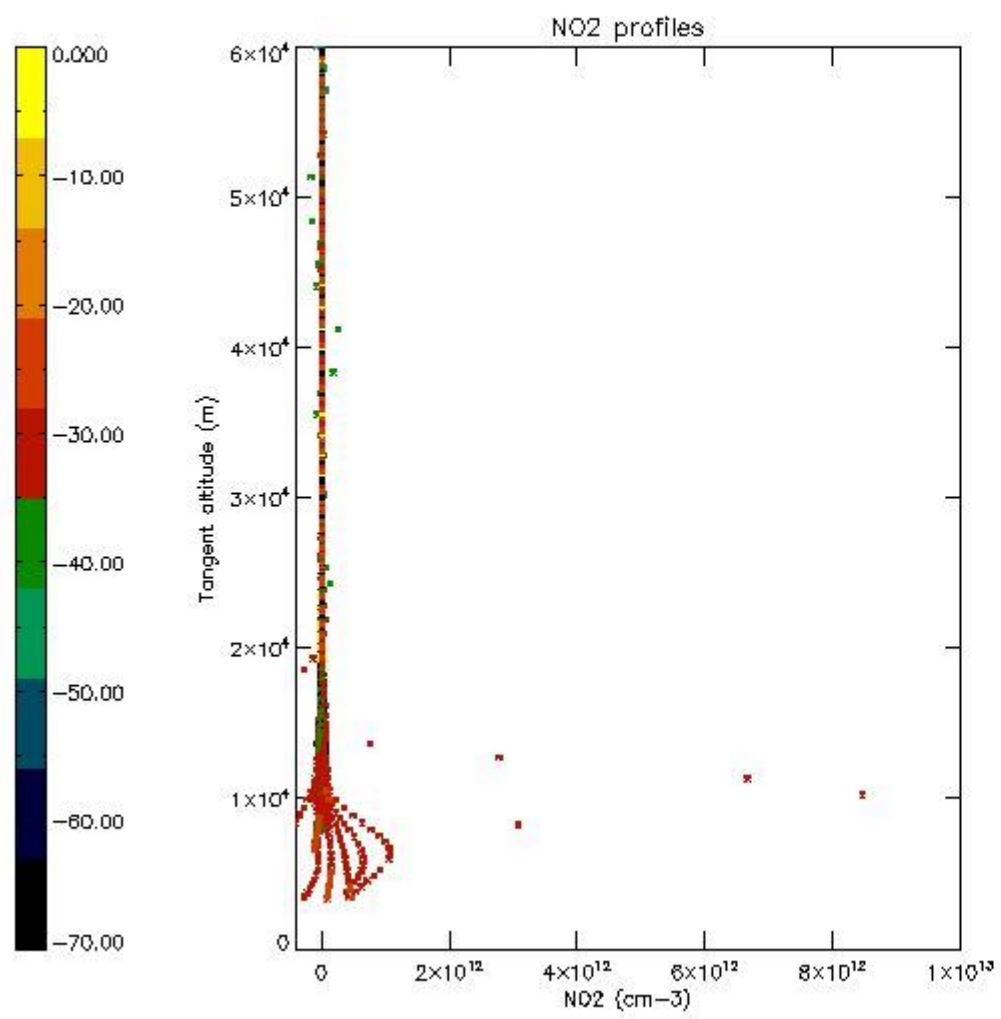
5.5 Plot ozone profiles where STD < 5% (dark without errors)

The colorbar represents the latitude.



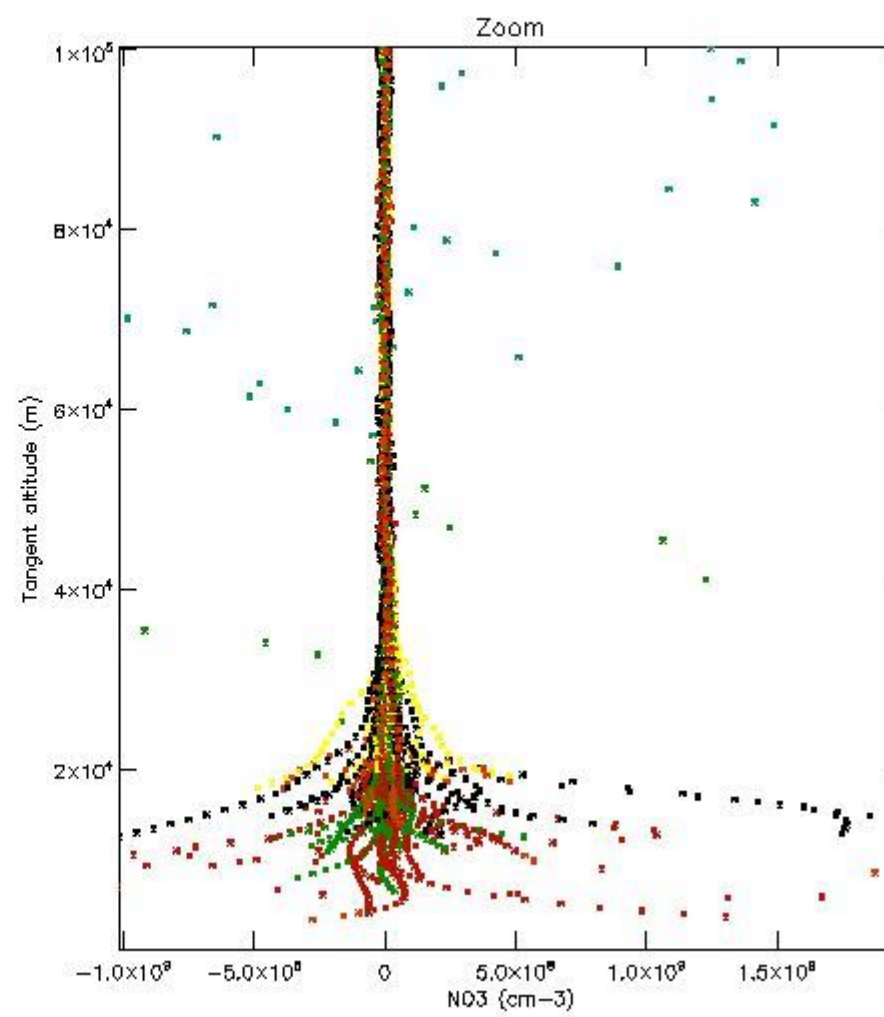
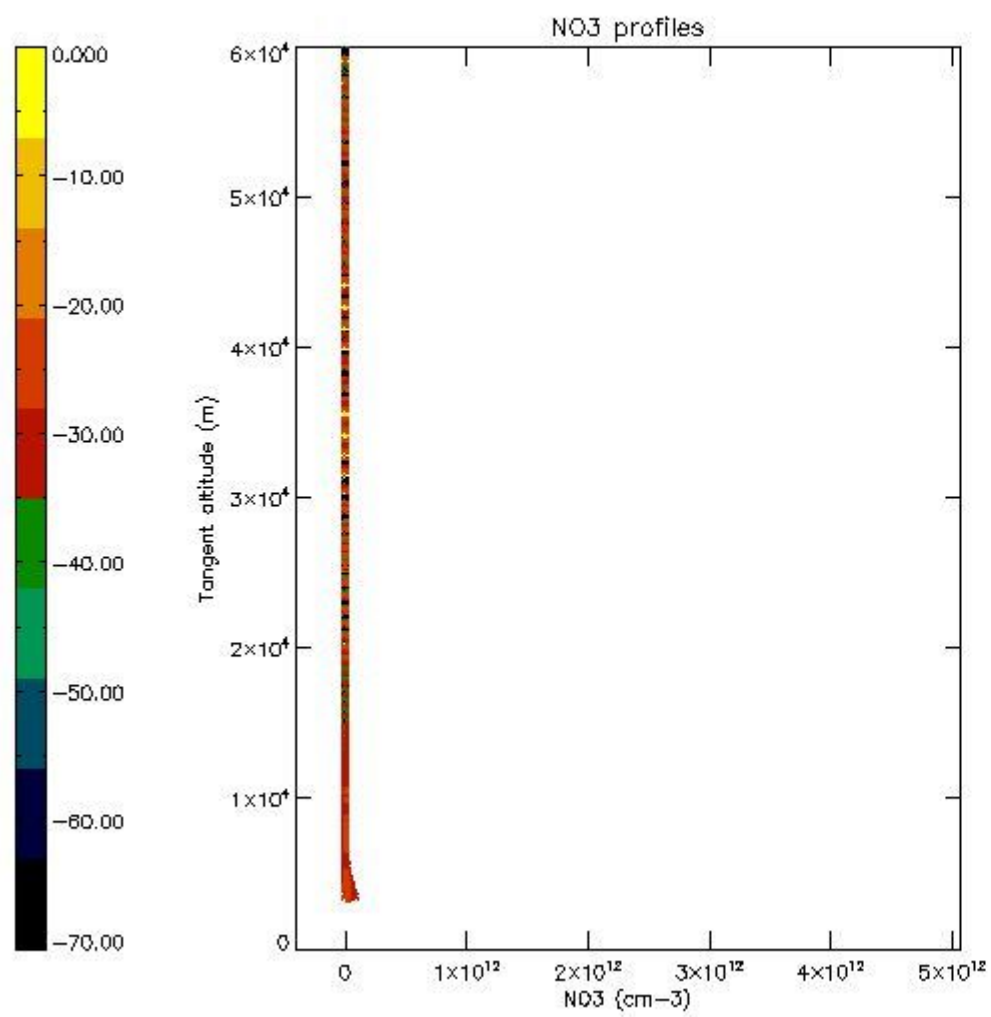
5.6 Plot NO₂ profiles for all STD (dark without errors)

The colorbar represents the latitude.



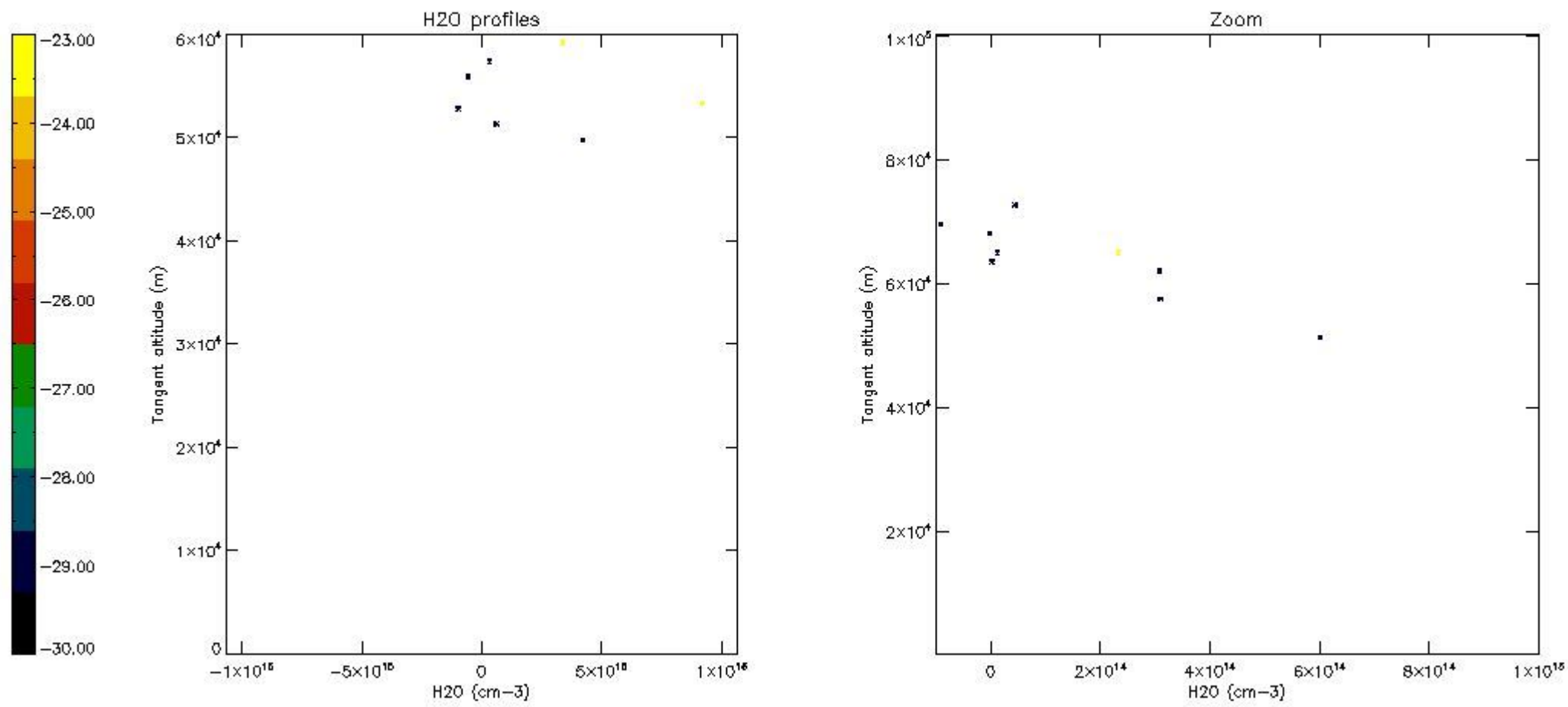
5.7 Plot NO3 profiles for all STD (dark without errors)

The colorbar represents the latitude.



5.8 Plot H₂O profiles for all STD (only for occultations of stars 1,2,3,4,13,14,16,26,63 dark without errors)

The colorbar represents the latitude.



6. Auxiliary Data Files used for the production reported in section 2

The number reported in the third column indicates since which file (see list in section 2) the corresponding auxiliary file has been used. The fourth column is the date of those product files.

Type	Auxiliary Filename	Used since product	Used since product date
INST_PHYS_CHARACTERISTICS	GOM_INS_AXVIEC20091111_143220_20030716_120000_20500101_000000	1	11-MAY-2011 00:07:42
LEVEL-2_PROC_CONFIG	GOM_PR2_AXVIEC20091111_152718_20020301_000000_20500101_000000	1	11-MAY-2011 00:07:42
CROSS_SECTIONS_FILE	GOM_CRS_AXVIEC20091111_154832_20020301_000000_20500101_000000	1	11-MAY-2011 00:07:42

GOMOS Level 2 Daily Report

SUMMARY

[1. General Info](#)

[2. Summary of processed GOM_NL_2P products](#)

[3. Level 2 Quality information per product](#)

[3.1 Plot of level 2 quality information per product \(time dependant\)](#)

[3.2 Plot of level 2 quality information per product \(world map\)](#)

[4. Level 1 Quality information per product \(stored on level 2 products\)](#)

[4.1 Plot of level 1 quality information per product \(time dependant\)](#)

[4.1.1 Plot of level 1 quality information per product \(time dependant\): ASCENDING](#)

[4.1.2 Plot of level 1 quality information per product \(time dependant\): DESCENDING](#)

[4.2 Plot of level 1 quality information per product \(world map\)](#)

[4.2.1 Plot of level 1 quality information per product \(world map\): ASCENDING](#)

[4.2.2 Plot of level 1 quality information per product \(world map\): DESCENDING](#)

[5. Ozone profiles based on quality statistics and other trace gas profiles](#)

[5.1 Ozone statistics based on quality of products](#)

[5.2 Plot ozone profiles for all STD \(dark without errors\)](#)

[5.3 Plot ozone profiles where STD < 20% \(dark without errors\)](#)

[5.4. Plot ozone profiles where STD < 10% \(dark without errors\)](#)

[5.5. Plot ozone profiles where STD < 5% \(dark without errors\)](#)

[5.6 Plot NO2 profiles for all STD \(dark without errors\)](#)

[5.7 Plot NO3 profiles for all STD \(dark without errors\)](#)

[5.8 Plot H2O profiles \(only for occultations of stars 1,2,3,4,13,14,16,26,63 dark without errors\) for all STD](#)

[6. Auxiliary Data Files used for the production reported in section 2](#)

This report presents the daily analysis on parameters extracted from GOMOS level 2 data (GOM_NL__2P). It is intended to monitor some important parameters that will impact the quality of these products. A list of level 2 products (and content) that have arrived during the reporting day to the PCF is also given.

Item	Value
Time of report generation	24APR2013 13:28:23
Data source version	GOMOS/6.01
Start time of products	11-05-2011 (11MAY2011 00:00:00)
Stop time of products	12-05-2011 (12MAY2011 00:00:00)
Store outputs in DB	Yes
Nb of level 2 prods	313
Nb of prods with errors	0

2. Summary of processed GOM_NL__2P products.

Nr	Filename	UTC Start time	Limb	Duration	Star Id	Star Name	Star Mag	Star Temp	Nb Meas	Orbit	Prod. error
1	GOM_NL__2PRFIN20110511_000742_000000613102_00217_48076_6013.N1	11-MAY-2011 00:07:42	Twilight	61.000	93	53Bet Peg	2.5200	3100.0	122	48076	No
2	GOM_NL__2PRFIN20110511_001043_000000413102_00217_48076_6014.N1	11-MAY-2011 00:10:43	Twilight	40.500	140	88Gam Peg	2.8340	26000.	81	48076	No
3	GOM_NL__2PRFIN20110511_001206_000000513102_00217_48076_6015.N1	11-MAY-2011 00:12:06	Dark	51.000	90	54Alp Peg	2.4870	11000.	102	48076	No
4	GOM_NL__2PRFIN20110511_002955_000000473102_00217_48076_6016.N1	11-MAY-2011 00:29:55	Dark	46.500	63	Bet Gru	2.1500	2800.0	93	48076	No
5	GOM_NL__2PRFIN20110511_003116_000000433102_00217_48076_6017.N1	11-MAY-2011 00:31:16	Dark	43.000	31	Alp Gru	1.7340	15200.	86	48076	No
6	GOM_NL__2PRFIN20110511_003650_000000433102_00218_48077_6007.N1	11-MAY-2011 00:36:50	Dark	42.500	45	Alp Pav	1.9400	26000.	85	48077	No
7	GOM_NL__2PRFIN20110511_004411_000000403102_00218_48077_6008.N1	11-MAY-2011 00:44:11	Straylight	40.000	141	Bet Ara	2.8400	4600.0	80	48077	No
8	GOM_NL__2PRFIN20110511_004634_000000553102_00218_48077_6009.N1	11-MAY-2011 00:46:34	Straylight	55.000	40	The Sco	1.8590	7100.0	110	48077	No
9	GOM_NL__2PRFIN20110511_004824_000000583102_00218_48077_6010.N1	11-MAY-2011 00:48:24	Straylight	57.500	25	35Lam Sco	1.6200	28000.	115	48077	No
10	GOM_NL__2PRFIN20110511_005057_000000553102_00218_48077_6011.N1	11-MAY-2011 00:50:57	Straylight	55.000	75	26Eps Sco	2.2910	4250.0	110	48077	No
11	GOM_NL__2PRFIN20110511_005412_000000643102_00218_48077_6012.N1	11-MAY-2011 00:54:12	Twilight	64.000	16	21Alp Sco	1.0200	3000.0	128	48077	No
12	GOM_NL__2PRFIN20110511_005603_000000563102_00218_48077_6013.N1	11-MAY-2011 00:56:03	Bright	56.000	80	7Del Sco	2.3160	30000.	112	48077	No
13	GOM_NL__2PRFIN20110511_005851_000000403102_00218_48077_6014.N1	11-MAY-2011 00:58:51	Bright	39.500	122	9Alp2Lib	2.7470	9700.0	79	48077	No
14	GOM_NL__2PRFIN20110511_010047_000000413102_00218_48077_6015.N1	11-MAY-2011 01:00:47	Bright	40.500	104	27Bet Lib	2.6140	13100.	81	48077	No
15	GOM_NL__2PRFIN20110511_010627_000000493102_00218_48077_6016.N1	11-MAY-2011 01:06:27	Bright	48.500	102	24Alp Ser	2.6000	4250.0	97	48077	No
16	GOM_NL__2PRFIN20110511_010918_000000383102_00218_48077_6017.N1	11-MAY-2011 01:09:18	Bright	38.000	3	16Alp Boo	-0.050000	4250.0	76	48077	No
17	GOM_NL__2PRFIN20110511_011156_000000433102_00218_48077_6018.N1	11-MAY-2011 01:11:56	Bright	42.500	83		2.3780	11000.	85	48077	No
18	GOM_NL__2PRFIN20110511_011502_000000393102_00218_48077_6019.N1	11-MAY-2011 01:15:02	Bright	38.500	180	27Gam Boo	3.0400	8000.0	77	48077	No
19	GOM_NL__2PRFIN20110511_012359_000000433102_00218_48077_6020.N1	11-MAY-2011 01:23:59	Bright	43.000	119	14Eta Dra	2.7270	4700.0	86	48077	No
20	GOM_NL__2PRFIN20110511_013448_000000443102_00218_48077_6021.N1	11-MAY-2011 01:34:48	Bright	44.000	89	5Alp Cep	2.4510	8000.0	88	48077	No
21	GOM_NL__2PRFIN20110511_013758_000000373102_00218_48077_6022.N1	11-MAY-2011 01:37:58	Bright	37.000	74	11Bet Cas	2.2680	6600.0	74	48077	No
22	GOM_NL__2PRFIN20110511_014756_000000593102_00218_48077_6023.N1	11-MAY-2011 01:47:56	Twilight	59.000	93	53Bet Peg	2.5200	3100.0	118	48077	No
23	GOM_NL__2PRFIN20110511_015057_000000413102_00218_48077_6024.N1	11-MAY-2011 01:50:57	Twilight	41.000	140	88Gam Peg	2.8340	26000.	82	48077	No
24	GOM_NL__2PRFIN20110511_015221_000000503102_00218_48077_6025.N1	11-MAY-2011 01:52:21	Dark	50.000	90	54Alp Peg	2.4870	11000.	100	48077	No
25	GOM_NL__2PRFIN20110511_020540_000000473102_00218_48077_6026.N1	11-MAY-2011 02:05:40	Dark	47.000	18	24Alp PsA	1.1660	9700.0	94	48077	No
26	GOM_NL__2PRFIN20110511_021010_000000463102_00218_48077_6027.N1	11-MAY-2011 02:10:10	Dark	46.000	63	Bet Gru	2.1500	2800.0	92	48077	No
27	GOM_NL__2PRFIN20110511_021130_000000433102_00218_48077_6028.N1	11-MAY-2011 02:11:30	Dark	42.500	31	Alp Gru	1.7340	15200.	85	48077	No
28	GOM_NL__2PRFIN20110511_021705_000000433102_00219_48078_6018.N1	11-MAY-2011 02:17:05	Dark	42.500	45	Alp Pav	1.9400	26000.	85	48078	No
29	GOM_NL__2PRFIN20110511_022426_000000513102_00219_48078_6019.N1	11-MAY-2011 02:24:26	Straylight	50.500	141	Bet Ara	2.8400	4600.0	101	48078	No
30	GOM_NL__2PRFIN20110511_022649_000000493102_00219_48078_6020.N1	11-MAY-2011 02:26:49	Straylight	48.500	40	The Sco	1.8590	7100.0	97	48078	No
31	GOM_NL__2PRFIN20110511_022839_000000533102_00219_48078_6021.N1	11-MAY-2011 02:28:39	Straylight	52.500	25	35Lam Sco	1.6200	28000.	105	48078	No
32	GOM_NL__2PRFIN20110511_023112_000000543102_00219_48078_6022.N1	11-MAY-2011 02:31:12	Straylight	53.500	75	26Eps Sco	2.2910	4250.0	107	48078	No
33	GOM_NL__2PRFIN20110511_023427_000000643102_00219_48078_6023.N1	11-MAY-2011 02:34:27	Twilight	63.500	16	21Alp Sco	1.0200	3000.0	127	48078	No
34	GOM_NL__2PRFIN20110511_023617_000000613102_00219_48078_6024.N1	11-MAY-2011 02:36:17	Bright	61.000	80	7Del Sco	2.3160	30000.	122	48078	No
35	GOM_NL__2PRFIN20110511_023905_000000403102_00219_48078_6025.N1	11-MAY-2011 02:39:05	Bright	40.000	122	9Alp2Lib	2.7470	9700.0	80	48078	No
36	GOM_NL__2PRFIN20110511_024101_000000433102_00219_48078_6026.N1	11-MAY-2011 02:41:01	Bright	43.000	104	27Bet Lib	2.6140	13100.	86	48078	No
37	GOM_NL__2PRFIN20110511_024641_000000483102_00219_48078_6027.N1	11-MAY-2011 02:46:41	Bright	47.500	102	24Alp Ser	2.6000	4250.0	95	48078	No
38	GOM_NL__2PRFIN20110511_024932_000000383102_00219_48078_6028.N1	11-MAY-2011 02:49:32	Bright	38.000	3	16Alp Boo	-0.050000	4250.0	76	48078	No
39	GOM_NL__2PRFIN20110511_025210_000000403102_00219_48078_6029.N1	11-MAY-2011 02:52:10	Bright	39.500	83		2.3780	11000.	79	48078	No
40	GOM_NL__2PRFIN20110511_025516_000000393102_00219_48078_6030.N1	11-MAY-2011 02:55:16	Bright	38.500	180	27Gam Boo	3.0400	8000.0	77	48078	No
41	GOM_NL__2PRFIN20110511_030412_000000423102_00219_48078_6031.N1	11-MAY-2011 03:04:12	Bright	41.500	119	14Eta Dra	2.7270	4700.0	83	48078	No
42	GOM_NL__2PRFIN20110511_031502_000000433102_00219_48078_6032.N1	11-MAY-2011 03:15:02	Bright	43.000	89	5Alp Cep	2.4510	8000.0	86	48078	No

43	GOM_NL__2PRFIN20110511_031812_000000363102_00219_48078_6033.N1	11-MAY-2011 03:18:12	Bright	36.000	74	11Bet Cas	2.2680	6600.0	72	48078	No
44	GOM_NL__2PRFIN20110511_032810_000000553102_00219_48078_6034.N1	11-MAY-2011 03:28:10	Twilight	55.000	93	53Bet Peg	2.5200	3100.0	110	48078	No
45	GOM_NL__2PRFIN20110511_033112_000000423102_00219_48078_6035.N1	11-MAY-2011 03:31:12	Twilight	42.000	140	88Gam Peg	2.8340	26000.	84	48078	No
46	GOM_NL__2PRFIN20110511_033236_000000463102_00219_48078_6036.N1	11-MAY-2011 03:32:36	Dark	46.000	90	54Alp Peg	2.4870	11000.	92	48078	No
47	GOM_NL__2PRFIN20110511_034555_000000493102_00219_48078_6037.N1	11-MAY-2011 03:45:55	Dark	48.500	18	24Alp PsA	1.1660	9700.0	97	48078	No
48	GOM_NL__2PRFIN20110511_035024_000000563102_00219_48078_6038.N1	11-MAY-2011 03:50:24	Dark	56.000	63	Bet Gru	2.1500	2800.0	112	48078	No
49	GOM_NL__2PRFIN20110511_035145_000000463102_00219_48078_6039.N1	11-MAY-2011 03:51:45	Dark	46.000	31	Alp Gru	1.7340	15200.	92	48078	No
50	GOM_NL__2PRFIN20110511_035720_000000423102_00220_48079_6043.N1	11-MAY-2011 03:57:20	Dark	42.000	45	Alp Pav	1.9400	26000.	84	48079	No
51	GOM_NL__2PRFIN20110511_040440_000000413102_00220_48079_6044.N1	11-MAY-2011 04:04:40	Straylight	40.500	141	Bet Ara	2.8400	4600.0	81	48079	No
52	GOM_NL__2PRFIN20110511_040703_000000543102_00220_48079_6045.N1	11-MAY-2011 04:07:03	Straylight	53.500	40	The Sco	1.8590	7100.0	107	48079	No
53	GOM_NL__2PRFIN20110511_040854_000000563102_00220_48079_6046.N1	11-MAY-2011 04:08:54	Straylight	55.500	25	35Lam Sco	1.6200	28000.	111	48079	No
54	GOM_NL__2PRFIN20110511_041127_000000553102_00220_48079_6047.N1	11-MAY-2011 04:11:27	Straylight	55.000	75	26Eps Sco	2.2910	4250.0	110	48079	No
55	GOM_NL__2PRFIN20110511_041441_000000653102_00220_48079_6048.N1	11-MAY-2011 04:14:41	Twilight	64.500	16	21Alp Sco	1.0200	3000.0	129	48079	No
56	GOM_NL__2PRFIN20110511_041632_000000633102_00220_48079_6049.N1	11-MAY-2011 04:16:32	Bright	63.000	80	7Del Sco	2.3160	30000.	126	48079	No
57	GOM_NL__2PRFIN20110511_041919_000000403102_00220_48079_6050.N1	11-MAY-2011 04:19:19	Bright	40.000	122	9Alp2Lib	2.7470	9700.0	80	48079	No
58	GOM_NL__2PRFIN20110511_042115_000000413102_00220_48079_6051.N1	11-MAY-2011 04:21:15	Bright	40.500	104	27Bet Lib	2.6140	13100.	81	48079	No
59	GOM_NL__2PRFIN20110511_042655_000000493102_00220_48079_6052.N1	11-MAY-2011 04:26:55	Bright	48.500	102	24Alp Ser	2.6000	4250.0	97	48079	No
60	GOM_NL__2PRFIN20110511_042945_000000393102_00220_48079_6053.N1	11-MAY-2011 04:29:45	Bright	38.500	3	16Alp Boo	-0.050000	4250.0	77	48079	No
61	GOM_NL__2PRFIN20110511_043223_000000423102_00220_48079_6054.N1	11-MAY-2011 04:32:23	Bright	42.000	83		2.3780	11000.	84	48079	No
62	GOM_NL__2PRFIN20110511_043530_000000383102_00220_48079_6055.N1	11-MAY-2011 04:35:30	Bright	37.500	180	27Gam Boo	3.0400	8000.0	75	48079	No
63	GOM_NL__2PRFIN20110511_044426_000000433102_00220_48079_6056.N1	11-MAY-2011 04:44:26	Bright	42.500	119	14Eta Dra	2.7270	4700.0	85	48079	No
64	GOM_NL__2PRFIN20110511_045515_000000423102_00220_48079_6057.N1	11-MAY-2011 04:55:15	Bright	42.000	89	5Alp Cep	2.4510	8000.0	84	48079	No
65	GOM_NL__2PRFIN20110511_045826_000000423102_00220_48079_6058.N1	11-MAY-2011 04:58:26	Bright	41.500	74	11Bet Cas	2.2680	6600.0	83	48079	No
66	GOM_NL__2PRFIN20110511_050825_000000553102_00220_48079_6059.N1	11-MAY-2011 05:08:25	Twilight	54.500	93	53Bet Peg	2.5200	3100.0	109	48079	No
67	GOM_NL__2PRFIN20110511_051126_000000413102_00220_48079_6060.N1	11-MAY-2011 05:11:26	Twilight	40.500	140	88Gam Peg	2.8340	26000.	81	48079	No
68	GOM_NL__2PRFIN20110511_051250_000000503102_00220_48079_6061.N1	11-MAY-2011 05:12:50	Dark	49.500	90	54Alp Peg	2.4870	11000.	99	48079	No
69	GOM_NL__2PRFIN20110511_052610_000000493102_00220_48079_6062.N1	11-MAY-2011 05:26:10	Dark	48.500	18	24Alp PsA	1.1660	9700.0	97	48079	No
70	GOM_NL__2PRFIN20110511_053039_000000503102_00220_48079_6063.N1	11-MAY-2011 05:30:39	Dark	50.000	63	Bet Gru	2.1500	2800.0	100	48079	No
71	GOM_NL__2PRFIN20110511_053200_000000413102_00220_48079_6064.N1	11-MAY-2011 05:32:00	Dark	41.000	31	Alp Gru	1.7340	15200.	82	48079	No
72	GOM_NL__2PRFIN20110511_053735_000000413102_00221_48080_6053.N1	11-MAY-2011 05:37:35	Dark	40.500	45	Alp Pav	1.9400	26000.	81	48080	No
73	GOM_NL__2PRFIN20110511_054455_000000433102_00221_48080_6054.N1	11-MAY-2011 05:44:55	Straylight	43.000	141	Bet Ara	2.8400	4600.0	86	48080	No
74	GOM_NL__2PRFIN20110511_054718_000000543102_00221_48080_6055.N1	11-MAY-2011 05:47:18	Straylight	53.500	40	The Sco	1.8590	7100.0	107	48080	No
75	GOM_NL__2PRFIN20110511_054909_000000553102_00221_48080_6056.N1	11-MAY-2011 05:49:09	Straylight	55.000	25	35Lam Sco	1.6200	28000.	110	48080	No
76	GOM_NL__2PRFIN20110511_055141_000000533102_00221_48080_6057.N1	11-MAY-2011 05:51:41	Straylight	53.000	75	26Eps Sco	2.2910	4250.0	106	48080	No
77	GOM_NL__2PRFIN20110511_055456_000000693102_00221_48080_6058.N1	11-MAY-2011 05:54:56	Twilight	69.000	16	21Alp Sco	1.0200	3000.0	138	48080	No
78	GOM_NL__2PRFIN20110511_055646_000000603102_00221_48080_6059.N1	11-MAY-2011 05:56:46	Bright	60.000	80	7Del Sco	2.3160	30000.	120	48080	No
79	GOM_NL__2PRFIN20110511_055933_000000403102_00221_48080_6060.N1	11-MAY-2011 05:59:33	Bright	39.500	122	9Alp2Lib	2.7470	9700.0	79	48080	No
80	GOM_NL__2PRFIN20110511_060129_000000423102_00221_48080_6061.N1	11-MAY-2011 06:01:29	Bright	41.500	104	27Bet Lib	2.6140	13100.	83	48080	No
81	GOM_NL__2PRFIN20110511_060708_000000483102_00221_48080_6062.N1	11-MAY-2011 06:07:08	Bright	48.000	102	24Alp Ser	2.6000	4250.0	96	48080	No
82	GOM_NL__2PRFIN20110511_060959_000000383102_00221_48080_6063.N1	11-MAY-2011 06:09:59	Bright	38.000	3	16Alp Boo	-0.050000	4250.0	76	48080	No
83	GOM_NL__2PRFIN20110511_061237_000000413102_00221_48080_6064.N1	11-MAY-2011 06:12:37	Bright	41.000	83		2.3780	11000.	82	48080	No
84	GOM_NL__2PRFIN20110511_061543_000000433102_00221_48080_6065.N1	11-MAY-2011 06:15:43	Bright	42.500	180	27Gam Boo	3.0400	8000.0	85	48080	No
85	GOM_NL__2PRFIN20110511_062439_000000433102_00221_48080_6066.N1	11-MAY-2011 06:24:39	Bright	43.000	119	14Eta Dra	2.7270	4700.0	86	48080	No
86	GOM_NL__2PRFIN20110511_063529_000000453102_00221_48080_6067.N1	11-MAY-2011 06:35:29	Bright	44.500	89	5Alp Cep	2.4510	8000.0	89	48080	No
87	GOM_NL__2PRFIN20110511_063840_000000423102_00221_48080_6068.N1	11-MAY-2011 06:38:40	Bright	42.000	74	11Bet Cas	2.2680	6600.0	84	48080	No
88	GOM_NL__2PRFIN20110511_064839_000000573102_00221_48080_6069.N1	11-MAY-2011 06:48:39	Twilight	56.500	93	53Bet Peg	2.5200	3100.0	113	48080	No
89	GOM_NL__2PRFIN20110511_065140_000000423102_00221_48080_6070.N1	11-MAY-2011 06:51:40	Twilight	41.500	140	88Gam Peg	2.8340	26000.	83	48080	No
90	GOM_NL__2PRFIN20110511_065305_000000523102_00221_48080_6071.N1	11-MAY-2011 06:53:05	Dark	52.000	90	54Alp Peg	2.4870	11000.	104	48080	No
91	GOM_NL__2PRFIN20110511_070625_000000533102_00221_48080_6072.N1	11-MAY-2011 07:06:25	Dark	53.000	18	24Alp PsA	1.1660	9700.0	106	48080	No
92	GOM_NL__2PRFIN20110511_071054_000000553102_00221_48080_6073.N1	11-MAY-2011 07:10:54	Dark	55.000	63	Bet Gru	2.1500	2800.0	110	48080	No
93	GOM_NL__2PRFIN20110511_071215_000000443102_00221_48080_6074.N1	11-MAY-2011 07:12:15	Dark	43.500	31	Alp Gru	1.7340	15200.	87	48080	No
94	GOM_NL__2PRFIN20110511_071749_000000413102_00222_48081_6075.N1	11-MAY-2011 07:17:49	Dark	41.000	45	Alp Pav	1.9400	26000.	82	48081	No
95	GOM_NL__2PRFIN20110511_072510_000000503102_00222_48081_6076.N1	11-MAY-2011 07:25:10	Straylight	49.500	141	Bet Ara	2.8400	4600.0	99	48081	No
96	GOM_NL__2PRFIN20110511_072733_000000623102_00222_48081_6077.N1	11-MAY-2011 07:27:33	Straylight	62.000	40	The Sco	1.8590	7100.0	124	48081	No
97	GOM_NL__2PRFIN20110511_072924_000000573102_00222_48081_6078.N1	11-MAY-2011 07:29:24	Straylight	57.000	25	35Lam Sco	1.6200	28000.	114	48081	No
98	GOM_NL__2PRFIN20110511_073156_000000543102_00222_48081_6079.N1	11-MAY-2011 07:31:56	Straylight	53.500	75	26Eps Sco	2.2910	4250.0	107	48081	No
99	GOM_NL__2PRFIN20110511_073510_000000623102_00222_48081_6080.N1	11-MAY-2011 07:35:10	Twilight	61.500	16	21Alp Sco	1.0200	3000.0	123	48081	No
100	GOM_NL__2PRFIN20110511_073700_000000583102_00222_48081_6081.N1	11-MAY-2011 07:37:00	Bright	58.000	80	7Del Sco	2.3160	30000.	116	48081	No
101	GOM_NL__2PRFIN20110511_073947_000000403102_00222_48081_6082.N1	11-MAY-2011 07:39:47	Bright	40.000	122	9Alp2Lib	2.7470	9700.0	80	48081	No

102	GOM_NL__2PRFIN20110511_074144_000000423102_00222_48081_6083.N1	11-MAY-2011 07:41:44	Bright	41.500	104	27Bet Lib	2.6140	13100.	83	48081	No
103	GOM_NL__2PRFIN20110511_074722_000000493102_00222_48081_6084.N1	11-MAY-2011 07:47:22	Bright	48.500	102	24Alp Ser	2.6000	4250.0	97	48081	No
104	GOM_NL__2PRFIN20110511_075013_000000383102_00222_48081_6085.N1	11-MAY-2011 07:50:13	Bright	37.500	3	16Alp Boo	-0.050000	4250.0	75	48081	No
105	GOM_NL__2PRFIN20110511_075251_000000433102_00222_48081_6086.N1	11-MAY-2011 07:52:51	Bright	43.000	83		2.3780	11000.	86	48081	No
106	GOM_NL__2PRFIN20110511_075557_000000393102_00222_48081_6087.N1	11-MAY-2011 07:55:57	Bright	38.500	180	27Gam Boo	3.0400	8000.0	77	48081	No
107	GOM_NL__2PRFIN20110511_080453_000000413102_00222_48081_6088.N1	11-MAY-2011 08:04:53	Bright	41.000	119	14Eta Dra	2.7270	4700.0	82	48081	No
108	GOM_NL__2PRFIN20110511_081543_000000453102_00222_48081_6089.N1	11-MAY-2011 08:15:43	Bright	44.500	89	5Alp Cep	2.4510	8000.0	89	48081	No
109	GOM_NL__2PRFIN20110511_081854_000000403102_00222_48081_6090.N1	11-MAY-2011 08:18:54	Bright	39.500	74	11Bet Cas	2.2680	6600.0	79	48081	No
110	GOM_NL__2PRFIN20110511_082853_000000623102_00222_48081_6091.N1	11-MAY-2011 08:28:53	Twilight	62.000	93	53Bet Peg	2.5200	3100.0	124	48081	No
111	GOM_NL__2PRFIN20110511_083155_000000403102_00222_48081_6092.N1	11-MAY-2011 08:31:55	Twilight	40.000	140	88Gam Peg	2.8340	26000.	80	48081	No
112	GOM_NL__2PRFIN20110511_083319_000000493102_00222_48081_6093.N1	11-MAY-2011 08:33:19	Dark	48.500	90	54Alp Peg	2.4870	11000.	97	48081	No
113	GOM_NL__2PRFIN20110511_084640_000000493102_00222_48081_6094.N1	11-MAY-2011 08:46:40	Dark	48.500	18	24Alp PsA	1.1660	9700.0	97	48081	No
114	GOM_NL__2PRFIN20110511_085108_000000443102_00222_48081_6095.N1	11-MAY-2011 08:51:08	Dark	44.000	63	Bet Gru	2.1500	2800.0	88	48081	No
115	GOM_NL__2PRFIN20110511_085229_000000433102_00222_48081_6096.N1	11-MAY-2011 08:52:29	Dark	43.000	31	Alp Gru	1.7340	15200.	86	48081	No
116	GOM_NL__2PRFIN20110511_085804_000000423102_00223_48082_6112.N1	11-MAY-2011 08:58:04	Dark	42.000	45	Alp Pav	1.9400	26000.	84	48082	No
117	GOM_NL__2PRFIN20110511_090524_000000493102_00223_48082_6113.N1	11-MAY-2011 09:05:24	Straylight	49.000	141	Bet Ara	2.8400	4600.0	98	48082	No
118	GOM_NL__2PRFIN20110511_090748_000000523102_00223_48082_6114.N1	11-MAY-2011 09:07:48	Straylight	51.500	40	The Sco	1.8590	7100.0	103	48082	No
119	GOM_NL__2PRFIN20110511_090939_000000563102_00223_48082_6115.N1	11-MAY-2011 09:09:39	Straylight	55.500	25	35Lam Sco	1.6200	28000.	111	48082	No
120	GOM_NL__2PRFIN20110511_091210_000000563102_00223_48082_6116.N1	11-MAY-2011 09:12:10	Straylight	55.500	75	26Eps Sco	2.2910	4250.0	111	48082	No
121	GOM_NL__2PRFIN20110511_091524_000000633102_00223_48082_6117.N1	11-MAY-2011 09:15:24	Twilight	62.500	16	21Alp Sco	1.0200	3000.0	125	48082	No
122	GOM_NL__2PRFIN20110511_091714_000000553102_00223_48082_6118.N1	11-MAY-2011 09:17:14	Bright	54.500	80	7Del Sco	2.3160	30000.	109	48082	No
123	GOM_NL__2PRFIN20110511_092001_000000403102_00223_48082_6119.N1	11-MAY-2011 09:20:01	Bright	40.000	122	9Alp2Lib	2.7470	9700.0	80	48082	No
124	GOM_NL__2PRFIN20110511_092158_000000423102_00223_48082_6120.N1	11-MAY-2011 09:21:58	Bright	42.000	104	27Bet Lib	2.6140	13100.	84	48082	No
125	GOM_NL__2PRFIN20110511_092736_000000483102_00223_48082_6121.N1	11-MAY-2011 09:27:36	Bright	47.500	102	24Alp Ser	2.6000	4250.0	95	48082	No
126	GOM_NL__2PRFIN20110511_093027_000000413102_00223_48082_6122.N1	11-MAY-2011 09:30:27	Bright	40.500	3	16Alp Boo	-0.050000	4250.0	81	48082	No
127	GOM_NL__2PRFIN20110511_093305_000000423102_00223_48082_6123.N1	11-MAY-2011 09:33:05	Bright	42.000	83		2.3780	11000.	84	48082	No
128	GOM_NL__2PRFIN20110511_093611_000000393102_00223_48082_6124.N1	11-MAY-2011 09:36:11	Bright	38.500	180	27Gam Boo	3.0400	8000.0	77	48082	No
129	GOM_NL__2PRFIN20110511_094506_000000453102_00223_48082_6125.N1	11-MAY-2011 09:45:06	Bright	44.500	119	14Eta Dra	2.7270	4700.0	89	48082	No
130	GOM_NL__2PRFIN20110511_095556_000000443102_00223_48082_6126.N1	11-MAY-2011 09:55:56	Bright	44.000	89	5Alp Cep	2.4510	8000.0	88	48082	No
131	GOM_NL__2PRFIN20110511_095908_000000353102_00223_48082_6127.N1	11-MAY-2011 09:59:08	Bright	35.000	74	11Bet Cas	2.2680	6600.0	70	48082	No
132	GOM_NL__2PRFIN20110511_100907_000000593102_00223_48082_6128.N1	11-MAY-2011 10:09:07	Twilight	58.500	93	53Bet Peg	2.5200	3100.0	117	48082	No
133	GOM_NL__2PRFIN20110511_101209_000000423102_00223_48082_6129.N1	11-MAY-2011 10:12:09	Twilight	41.500	140	88Gam Peg	2.8340	26000.	83	48082	No
134	GOM_NL__2PRFIN20110511_101333_000000533102_00223_48082_6130.N1	11-MAY-2011 10:13:33	Dark	52.500	90	54Alp Peg	2.4870	11000.	105	48082	No
135	GOM_NL__2PRFIN20110511_102654_000000483102_00223_48082_6131.N1	11-MAY-2011 10:26:54	Dark	47.500	18	24Alp PsA	1.1660	9700.0	95	48082	No
136	GOM_NL__2PRFIN20110511_103123_000000573102_00223_48082_6132.N1	11-MAY-2011 10:31:23	Dark	57.000	63	Bet Gru	2.1500	2800.0	114	48082	No
137	GOM_NL__2PRFIN20110511_103244_000000413102_00223_48082_6133.N1	11-MAY-2011 10:32:44	Dark	41.000	31	Alp Gru	1.7340	15200.	82	48082	No
138	GOM_NL__2PRFIN20110511_103819_000000433102_00224_48083_6144.N1	11-MAY-2011 10:38:19	Dark	43.000	45	Alp Pav	1.9400	26000.	86	48083	No
139	GOM_NL__2PRFIN20110511_104539_000000503102_00224_48083_6145.N1	11-MAY-2011 10:45:39	Straylight	49.500	141	Bet Ara	2.8400	4600.0	99	48083	No
140	GOM_NL__2PRFIN20110511_104802_000000533102_00224_48083_6146.N1	11-MAY-2011 10:48:02	Straylight	53.000	40	The Sco	1.8590	7100.0	106	48083	No
141	GOM_NL__2PRFIN20110511_104953_000000553102_00224_48083_6147.N1	11-MAY-2011 10:49:53	Straylight	54.500	25	35Lam Sco	1.6200	28000.	109	48083	No
142	GOM_NL__2PRFIN20110511_105225_000000523102_00224_48083_6148.N1	11-MAY-2011 10:52:25	Straylight	52.000	75	26Eps Sco	2.2910	4250.0	104	48083	No
143	GOM_NL__2PRFIN20110511_105539_000000603102_00224_48083_6149.N1	11-MAY-2011 10:55:39	Twilight	59.500	16	21Alp Sco	1.0200	3000.0	119	48083	No
144	GOM_NL__2PRFIN20110511_105729_000000483102_00224_48083_6150.N1	11-MAY-2011 10:57:29	Bright	48.000	80	7Del Sco	2.3160	30000.	96	48083	No
145	GOM_NL__2PRFIN20110511_110015_000000393102_00224_48083_6151.N1	11-MAY-2011 11:00:15	Bright	39.000	122	9Alp2Lib	2.7470	9700.0	78	48083	No
146	GOM_NL__2PRFIN20110511_110212_000000423102_00224_48083_6152.N1	11-MAY-2011 11:02:12	Bright	41.500	104	27Bet Lib	2.6140	13100.	83	48083	No
147	GOM_NL__2PRFIN20110511_110749_000000473102_00224_48083_6153.N1	11-MAY-2011 11:07:49	Bright	47.000	102	24Alp Ser	2.6000	4250.0	94	48083	No
148	GOM_NL__2PRFIN20110511_111041_000000383102_00224_48083_6154.N1	11-MAY-2011 11:10:41	Bright	37.500	3	16Alp Boo	-0.050000	4250.0	75	48083	No
149	GOM_NL__2PRFIN20110511_111318_000000443102_00224_48083_6155.N1	11-MAY-2011 11:13:18	Bright	44.000	83		2.3780	11000.	88	48083	No
150	GOM_NL__2PRFIN20110511_111625_000000383102_00224_48083_6156.N1	11-MAY-2011 11:16:25	Bright	38.000	180	27Gam Boo	3.0400	8000.0	76	48083	No
151	GOM_NL__2PRFIN20110511_112520_000000423102_00224_48083_6157.N1	11-MAY-2011 11:25:20	Bright	41.500	119	14Eta Dra	2.7270	4700.0	83	48083	No
152	GOM_NL__2PRFIN20110511_113610_000000443102_00224_48083_6158.N1	11-MAY-2011 11:36:10	Bright	44.000	89	5Alp Cep	2.4510	8000.0	88	48083	No
153	GOM_NL__2PRFIN20110511_113922_000000363102_00224_48083_6159.N1	11-MAY-2011 11:39:22	Bright	35.500	74	11Bet Cas	2.2680	6600.0	71	48083	No
154	GOM_NL__2PRFIN20110511_114921_000000603102_00224_48083_6160.N1	11-MAY-2011 11:49:21	Twilight	60.000	93	53Bet Peg	2.5200	3100.0	120	48083	No
155	GOM_NL__2PRFIN20110511_115223_000000423102_00224_48083_6161.N1	11-MAY-2011 11:52:23	Twilight	42.000	140	88Gam Peg	2.8340	26000.	84	48083	No
156	GOM_NL__2PRFIN20110511_115348_000000533102_00224_48083_6162.N1	11-MAY-2011 11:53:48	Dark	52.500	90	54Alp Peg	2.4870	11000.	105	48083	No
157	GOM_NL__2PRFIN20110511_120709_000000503102_00224_48083_6163.N1	11-MAY-2011 12:07:09	Dark	49.500	18	24Alp PsA	1.1660	9700.0	99	48083	No
158	GOM_NL__2PRFIN20110511_121137_000000563102_00224_48083_6164.N1	11-MAY-2011 12:11:37	Dark	56.000	63	Bet Gru	2.1500	2800.0	112	48083	No
159	GOM_NL__2PRFIN20110511_121259_000000423102_00224_48083_6165.N1	11-MAY-2011 12:12:59	Dark	41.500	31	Alp Gru	1.7340	15200.	83	48083	No
160	GOM_NL__2PRFIN20110511_121833_000000423102_00225_48084_6190.N1	11-MAY-2011 12:18:33	Dark	42.000	45	Alp Pav	1.9400	26000.	84	48084	No

161	GOM_NL__2PRFIN20110511_122553_000000423102_00225_48084_6191.N1	11-MAY-2011 12:25:53	Straylight	42.000	141	Bet Ara	2.8400	4600.0	84	48084	No
162	GOM_NL__2PRFIN20110511_122817_000000533102_00225_48084_6192.N1	11-MAY-2011 12:28:17	Straylight	53.000	40	The Sco	1.8590	7100.0	106	48084	No
163	GOM_NL__2PRFIN20110511_123008_000000593102_00225_48084_6193.N1	11-MAY-2011 12:30:08	Straylight	59.000	25	35Lam Sco	1.6200	28000.	118	48084	No
164	GOM_NL__2PRFIN20110511_123239_000000553102_00225_48084_6194.N1	11-MAY-2011 12:32:39	Straylight	55.000	75	26Eps Sco	2.2910	4250.0	110	48084	No
165	GOM_NL__2PRFIN20110511_123553_000000613102_00225_48084_6195.N1	11-MAY-2011 12:35:53	Tw_i_and_stray	61.000	16	21Alp Sco	1.0200	3000.0	122	48084	No
166	GOM_NL__2PRFIN20110511_123743_000000583102_00225_48084_6196.N1	11-MAY-2011 12:37:43	Bright	57.500	80	7Del Sco	2.3160	30000.	115	48084	No
167	GOM_NL__2PRFIN20110511_124029_000000413102_00225_48084_6197.N1	11-MAY-2011 12:40:29	Bright	40.500	122	9Alp2Lib	2.7470	9700.0	81	48084	No
168	GOM_NL__2PRFIN20110511_124225_000000423102_00225_48084_6198.N1	11-MAY-2011 12:42:25	Bright	41.500	104	27Bet Lib	2.6140	13100.	83	48084	No
169	GOM_NL__2PRFIN20110511_124803_000000473102_00225_48084_6199.N1	11-MAY-2011 12:48:03	Bright	47.000	102	24Alp Ser	2.6000	4250.0	94	48084	No
170	GOM_NL__2PRFIN20110511_125055_000000373102_00225_48084_6200.N1	11-MAY-2011 12:50:55	Bright	36.500	3	16Alp Boo	-0.050000	4250.0	73	48084	No
171	GOM_NL__2PRFIN20110511_125332_000000433102_00225_48084_6201.N1	11-MAY-2011 12:53:32	Bright	43.000	83		2.3780	11000.	86	48084	No
172	GOM_NL__2PRFIN20110511_125639_000000383102_00225_48084_6202.N1	11-MAY-2011 12:56:39	Bright	38.000	180	27Gam Boo	3.0400	8000.0	76	48084	No
173	GOM_NL__2PRFIN20110511_130533_000000443102_00225_48084_6203.N1	11-MAY-2011 13:05:33	Bright	43.500	119	14Eta Dra	2.7270	4700.0	87	48084	No
174	GOM_NL__2PRFIN20110511_131623_000000443102_00225_48084_6204.N1	11-MAY-2011 13:16:23	Bright	43.500	89	5Alp Cep	2.4510	8000.0	87	48084	No
175	GOM_NL__2PRFIN20110511_131936_000000353102_00225_48084_6205.N1	11-MAY-2011 13:19:36	Bright	35.000	74	11Bet Cas	2.2680	6600.0	70	48084	No
176	GOM_NL__2PRFIN20110511_132936_000000533102_00225_48084_6206.N1	11-MAY-2011 13:29:36	Tw_i_and_stray	52.500	93	53Bet Peg	2.5200	3100.0	105	48084	No
177	GOM_NL__2PRFIN20110511_133237_000000413102_00225_48084_6207.N1	11-MAY-2011 13:32:37	Twilight	41.000	140	88Gam Peg	2.8340	26000.	82	48084	No
178	GOM_NL__2PRFIN20110511_133402_000000503102_00225_48084_6208.N1	11-MAY-2011 13:34:02	Dark	49.500	90	54Alp Peg	2.4870	11000.	99	48084	No
179	GOM_NL__2PRFIN20110511_134724_000000503102_00225_48084_6209.N1	11-MAY-2011 13:47:24	Dark	49.500	18	24Alp PsA	1.1660	9700.0	99	48084	No
180	GOM_NL__2PRFIN20110511_135152_000000563102_00225_48084_6210.N1	11-MAY-2011 13:51:52	Dark	56.000	63	Bet Gru	2.1500	2800.0	112	48084	No
181	GOM_NL__2PRFIN20110511_135314_000000413102_00225_48084_6211.N1	11-MAY-2011 13:53:14	Dark	41.000	31	Alp Gru	1.7340	15200.	82	48084	No
182	GOM_NL__2PRFIN20110511_135848_000000423102_00226_48085_6220.N1	11-MAY-2011 13:58:48	Dark	42.000	45	Alp Pav	1.9400	26000.	84	48085	No
183	GOM_NL__2PRFIN20110511_140608_000000463102_00226_48085_6221.N1	11-MAY-2011 14:06:08	Straylight	46.000	141	Bet Ara	2.8400	4600.0	92	48085	No
184	GOM_NL__2PRFIN20110511_140832_000000543102_00226_48085_6222.N1	11-MAY-2011 14:08:32	Straylight	54.000	40	The Sco	1.8590	7100.0	108	48085	No
185	GOM_NL__2PRFIN20110511_141023_000000553102_00226_48085_6223.N1	11-MAY-2011 14:10:23	Straylight	55.000	25	35Lam Sco	1.6200	28000.	110	48085	No
186	GOM_NL__2PRFIN20110511_141254_000000543102_00226_48085_6224.N1	11-MAY-2011 14:12:54	Straylight	53.500	75	26Eps Sco	2.2910	4250.0	107	48085	No
187	GOM_NL__2PRFIN20110511_141607_000000613102_00226_48085_6225.N1	11-MAY-2011 14:16:07	Tw_i_and_stray	60.500	16	21Alp Sco	1.0200	3000.0	121	48085	No
188	GOM_NL__2PRFIN20110511_141757_000000613102_00226_48085_6226.N1	11-MAY-2011 14:17:57	Bright	60.500	80	7Del Sco	2.3160	30000.	121	48085	No
189	GOM_NL__2PRFIN20110511_142044_000000403102_00226_48085_6227.N1	11-MAY-2011 14:20:44	Bright	39.500	122	9Alp2Lib	2.7470	9700.0	79	48085	No
190	GOM_NL__2PRFIN20110511_142239_000000403102_00226_48085_6228.N1	11-MAY-2011 14:22:39	Bright	40.000	104	27Bet Lib	2.6140	13100.	80	48085	No
191	GOM_NL__2PRFIN20110511_142817_000000473102_00226_48085_6229.N1	11-MAY-2011 14:28:17	Bright	47.000	102	24Alp Ser	2.6000	4250.0	94	48085	No
192	GOM_NL__2PRFIN20110511_143109_000000383102_00226_48085_6230.N1	11-MAY-2011 14:31:09	Bright	37.500	3	16Alp Boo	-0.050000	4250.0	75	48085	No
193	GOM_NL__2PRFIN20110511_143346_000000393102_00226_48085_6231.N1	11-MAY-2011 14:33:46	Bright	39.000	83		2.3780	11000.	78	48085	No
194	GOM_NL__2PRFIN20110511_143652_000000383102_00226_48085_6232.N1	11-MAY-2011 14:36:52	Bright	38.000	180	27Gam Boo	3.0400	8000.0	76	48085	No
195	GOM_NL__2PRFIN20110511_144547_000000433102_00226_48085_6233.N1	11-MAY-2011 14:45:47	Bright	42.500	119	14Eta Dra	2.7270	4700.0	85	48085	No
196	GOM_NL__2PRFIN20110511_145637_000000443102_00226_48085_6234.N1	11-MAY-2011 14:56:37	Bright	43.500	89	5Alp Cep	2.4510	8000.0	87	48085	No
197	GOM_NL__2PRFIN20110511_145950_000000543102_00226_48085_6235.N1	11-MAY-2011 14:59:50	Bright	54.000	74	11Bet Cas	2.2680	6600.0	108	48085	No
198	GOM_NL__2PRFIN20110511_150950_000000593102_00226_48085_6236.N1	11-MAY-2011 15:09:50	Tw_i_and_stray	59.000	93	53Bet Peg	2.5200	3100.0	118	48085	No
199	GOM_NL__2PRFIN20110511_151251_000000423102_00226_48085_6237.N1	11-MAY-2011 15:12:51	Twilight	42.000	140	88Gam Peg	2.8340	26000.	84	48085	No
200	GOM_NL__2PRFIN20110511_151417_000000513102_00226_48085_6238.N1	11-MAY-2011 15:14:17	Dark	51.000	90	54Alp Peg	2.4870	11000.	102	48085	No
201	GOM_NL__2PRFIN20110511_152739_000000553102_00226_48085_6239.N1	11-MAY-2011 15:27:39	Dark	54.500	18	24Alp PsA	1.1660	9700.0	109	48085	No
202	GOM_NL__2PRFIN20110511_153207_000000573102_00226_48085_6240.N1	11-MAY-2011 15:32:07	Dark	57.000	63	Bet Gru	2.1500	2800.0	114	48085	No
203	GOM_NL__2PRFIN20110511_153328_000000443102_00226_48085_6241.N1	11-MAY-2011 15:33:28	Dark	43.500	31	Alp Gru	1.7340	15200.	87	48085	No
204	GOM_NL__2PRFIN20110511_153902_000000423102_00227_48086_6271.N1	11-MAY-2011 15:39:02	Dark	41.500	45	Alp Pav	1.9400	26000.	83	48086	No
205	GOM_NL__2PRFIN20110511_154622_000000433102_00227_48086_6272.N1	11-MAY-2011 15:46:22	Straylight	42.500	141	Bet Ara	2.8400	4600.0	85	48086	No
206	GOM_NL__2PRFIN20110511_154846_000000563102_00227_48086_6273.N1	11-MAY-2011 15:48:46	Straylight	56.000	40	The Sco	1.8590	7100.0	112	48086	No
207	GOM_NL__2PRFIN20110511_155037_000000563102_00227_48086_6274.N1	11-MAY-2011 15:50:37	Straylight	56.000	25	35Lam Sco	1.6200	28000.	112	48086	No
208	GOM_NL__2PRFIN20110511_155308_000000533102_00227_48086_6275.N1	11-MAY-2011 15:53:08	Straylight	52.500	75	26Eps Sco	2.2910	4250.0	105	48086	No
209	GOM_NL__2PRFIN20110511_155622_000000623102_00227_48086_6276.N1	11-MAY-2011 15:56:22	Tw_i_and_stray	62.000	16	21Alp Sco	1.0200	3000.0	124	48086	No
210	GOM_NL__2PRFIN20110511_155811_000000643102_00227_48086_6277.N1	11-MAY-2011 15:58:11	Bright	64.000	80	7Del Sco	2.3160	30000.	128	48086	No
211	GOM_NL__2PRFIN20110511_160058_000000403102_00227_48086_6278.N1	11-MAY-2011 16:00:58	Bright	39.500	122	9Alp2Lib	2.7470	9700.0	79	48086	No
212	GOM_NL__2PRFIN20110511_160253_000000423102_00227_48086_6279.N1	11-MAY-2011 16:02:53	Bright	42.000	104	27Bet Lib	2.6140	13100.	84	48086	No
213	GOM_NL__2PRFIN20110511_160830_000000473102_00227_48086_6280.N1	11-MAY-2011 16:08:30	Bright	47.000	102	24Alp Ser	2.6000	4250.0	94	48086	No
214	GOM_NL__2PRFIN20110511_161123_000000373102_00227_48086_6281.N1	11-MAY-2011 16:11:23	Bright	37.000	3	16Alp Boo	-0.050000	4250.0	74	48086	No
215	GOM_NL__2PRFIN20110511_161400_000000393102_00227_48086_6282.N1	11-MAY-2011 16:14:00	Bright	39.000	83		2.3780	11000.	78	48086	No
216	GOM_NL__2PRFIN20110511_161706_000000383102_00227_48086_6283.N1	11-MAY-2011 16:17:06	Bright	37.500	180	27Gam Boo	3.0400	8000.0	75	48086	No
217	GOM_NL__2PRFIN20110511_162600_000000443102_00227_48086_6284.N1	11-MAY-2011 16:26:00	Bright	44.000	119	14Eta Dra	2.7270	4700.0	88	48086	No
218	GOM_NL__2PRFIN20110511_163651_000000443102_00227_48086_6285.N1	11-MAY-2011 16:36:51	Bright	44.000	89	5Alp Cep	2.4510	8000.0	88	48086	No
219	GOM_NL__2PRFIN20110511_164004_000000453102_00227_48086_6286.N1	11-MAY-2011 16:40:04	Bright	45.000	74	11Bet Cas	2.2680	6600.0	90	48086	No

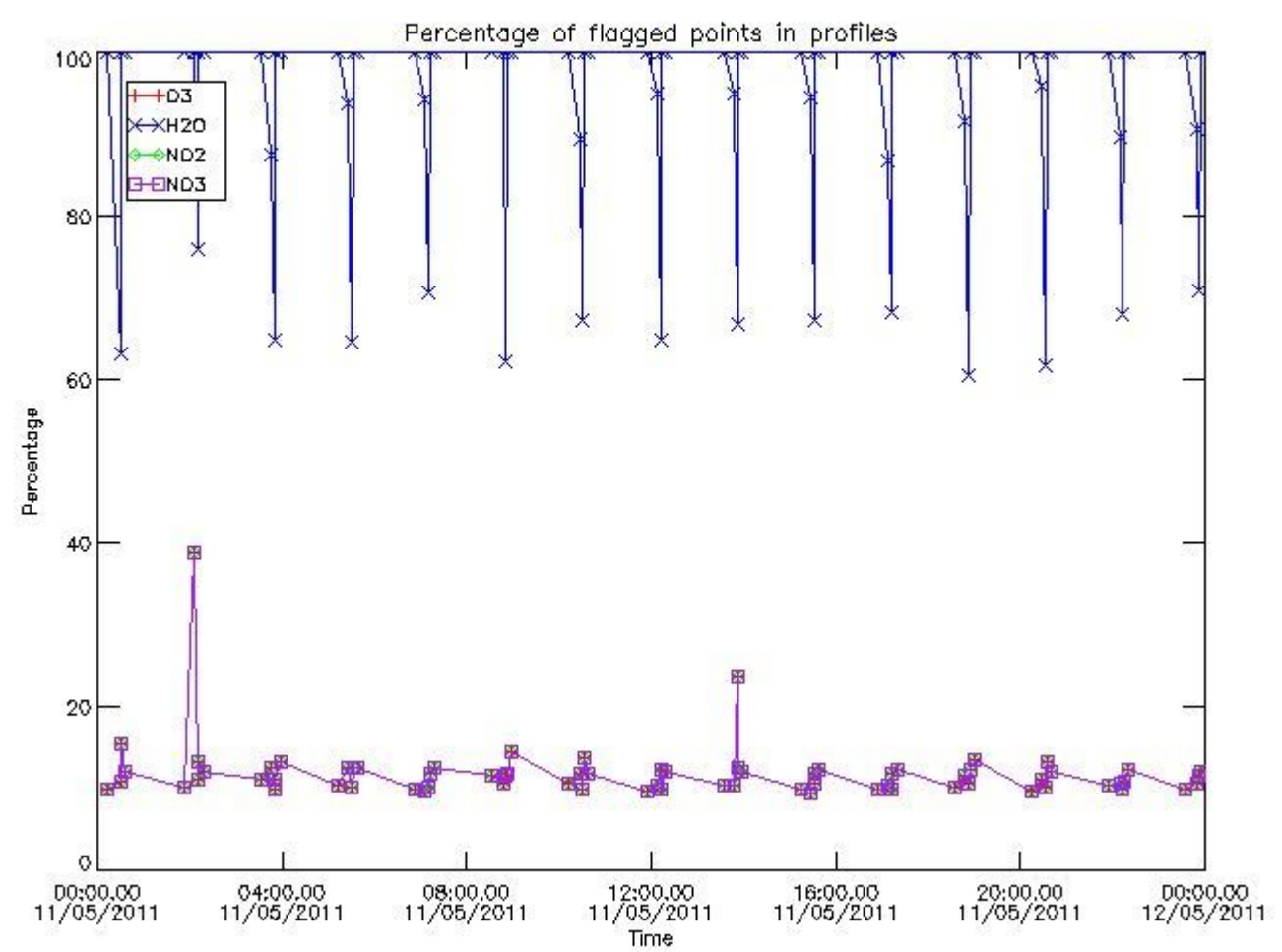
220	GOM_NL__2PRFIN20110511_165004_000000553102_00227_48086_6287.N1	11-MAY-2011 16:50:04	Twilight	55.000	93	53Bet Peg	2.5200	3100.0	110	48086	No
221	GOM_NL__2PRFIN20110511_165306_000000403102_00227_48086_6288.N1	11-MAY-2011 16:53:06	Twilight	40.000	140	88Gam Peg	2.8340	26000.	80	48086	No
222	GOM_NL__2PRFIN20110511_165431_000000523102_00227_48086_6289.N1	11-MAY-2011 16:54:31	Dark	51.500	90	54Alp Peg	2.4870	11000.	103	48086	No
223	GOM_NL__2PRFIN20110511_170753_000000503102_00227_48086_6290.N1	11-MAY-2011 17:07:53	Dark	49.500	18	24Alp PsA	1.1660	9700.0	99	48086	No
224	GOM_NL__2PRFIN20110511_171221_000000573102_00227_48086_6291.N1	11-MAY-2011 17:12:21	Dark	57.000	63	Bet Gru	2.1500	2800.0	114	48086	No
225	GOM_NL__2PRFIN20110511_171343_000000443102_00227_48086_6292.N1	11-MAY-2011 17:13:43	Dark	43.500	31	Alp Gru	1.7340	15200.	87	48086	No
226	GOM_NL__2PRFIN20110511_171917_000000423102_00228_48087_6280.N1	11-MAY-2011 17:19:17	Dark	41.500	45	Alp Pav	1.9400	26000.	83	48087	No
227	GOM_NL__2PRFIN20110511_172637_000000413102_00228_48087_6281.N1	11-MAY-2011 17:26:37	Straylight	40.500	141	Bet Ara	2.8400	4600.0	81	48087	No
228	GOM_NL__2PRFIN20110511_172901_000000553102_00228_48087_6282.N1	11-MAY-2011 17:29:01	Straylight	54.500	40	The Sco	1.8590	7100.0	109	48087	No
229	GOM_NL__2PRFIN20110511_173052_000000563102_00228_48087_6283.N1	11-MAY-2011 17:30:52	Straylight	55.500	25	35Lam Sco	1.6200	28000.	111	48087	No
230	GOM_NL__2PRFIN20110511_173323_000000573102_00228_48087_6284.N1	11-MAY-2011 17:33:23	Straylight	56.500	75	26Eps Sco	2.2910	4250.0	113	48087	No
231	GOM_NL__2PRFIN20110511_173636_000000603102_00228_48087_6285.N1	11-MAY-2011 17:36:36	Twilight	60.000	16	21Alp Sco	1.0200	3000.0	120	48087	No
232	GOM_NL__2PRFIN20110511_173825_000000593102_00228_48087_6286.N1	11-MAY-2011 17:38:25	Bright	59.000	80	7Del Sco	2.3160	30000.	118	48087	No
233	GOM_NL__2PRFIN20110511_174112_000000403102_00228_48087_6287.N1	11-MAY-2011 17:41:12	Bright	40.000	122	9Alp2Lib	2.7470	9700.0	80	48087	No
234	GOM_NL__2PRFIN20110511_174308_000000423102_00228_48087_6288.N1	11-MAY-2011 17:43:08	Bright	41.500	104	27Bet Lib	2.6140	13100.	83	48087	No
235	GOM_NL__2PRFIN20110511_174844_000000473102_00228_48087_6289.N1	11-MAY-2011 17:48:44	Bright	47.000	102	24Alp Ser	2.6000	4250.0	94	48087	No
236	GOM_NL__2PRFIN20110511_175137_000000373102_00228_48087_6290.N1	11-MAY-2011 17:51:37	Bright	36.500	3	16Alp Boo	-0.050000	4250.0	73	48087	No
237	GOM_NL__2PRFIN20110511_175413_000000393102_00228_48087_6291.N1	11-MAY-2011 17:54:13	Bright	39.000	83		2.3780	11000.	78	48087	No
238	GOM_NL__2PRFIN20110511_175720_000000383102_00228_48087_6292.N1	11-MAY-2011 17:57:20	Bright	37.500	180	27Gam Boo	3.0400	8000.0	75	48087	No
239	GOM_NL__2PRFIN20110511_180614_000000433102_00228_48087_6293.N1	11-MAY-2011 18:06:14	Bright	43.000	119	14Eta Dra	2.7270	4700.0	86	48087	No
240	GOM_NL__2PRFIN20110511_181704_000000433102_00228_48087_6294.N1	11-MAY-2011 18:17:04	Bright	43.000	89	5Alp Cep	2.4510	8000.0	86	48087	No
241	GOM_NL__2PRFIN20110511_182018_000000543102_00228_48087_6295.N1	11-MAY-2011 18:20:18	Bright	54.000	74	11Bet Cas	2.2680	6600.0	108	48087	No
242	GOM_NL__2PRFIN20110511_183018_000000543102_00228_48087_6296.N1	11-MAY-2011 18:30:18	Twilight	53.500	93	53Bet Peg	2.5200	3100.0	107	48087	No
243	GOM_NL__2PRFIN20110511_183320_000000433102_00228_48087_6297.N1	11-MAY-2011 18:33:20	Twilight	42.500	140	88Gam Peg	2.8340	26000.	85	48087	No
244	GOM_NL__2PRFIN20110511_183446_000000513102_00228_48087_6298.N1	11-MAY-2011 18:34:46	Dark	50.500	90	54Alp Peg	2.4870	11000.	101	48087	No
245	GOM_NL__2PRFIN20110511_184808_000000483102_00228_48087_6299.N1	11-MAY-2011 18:48:08	Dark	48.000	18	24Alp PsA	1.1660	9700.0	96	48087	No
246	GOM_NL__2PRFIN20110511_185236_000000493102_00228_48087_6300.N1	11-MAY-2011 18:52:36	Dark	48.500	63	Bet Gru	2.1500	2800.0	97	48087	No
247	GOM_NL__2PRFIN20110511_185358_000000423102_00228_48087_6301.N1	11-MAY-2011 18:53:58	Dark	41.500	31	Alp Gru	1.7340	15200.	83	48087	No
248	GOM_NL__2PRFIN20110511_185932_000000423102_00229_48088_6305.N1	11-MAY-2011 18:59:32	Dark	41.500	45	Alp Pav	1.9400	26000.	83	48088	No
249	GOM_NL__2PRFIN20110511_190651_000000473102_00229_48088_6306.N1	11-MAY-2011 19:06:51	Straylight	46.500	141	Bet Ara	2.8400	4600.0	93	48088	No
250	GOM_NL__2PRFIN20110511_190916_000000563102_00229_48088_6307.N1	11-MAY-2011 19:09:16	Straylight	55.500	40	The Sco	1.8590	7100.0	111	48088	No
251	GOM_NL__2PRFIN20110511_191107_000000593102_00229_48088_6308.N1	11-MAY-2011 19:11:07	Straylight	59.000	25	35Lam Sco	1.6200	28000.	118	48088	No
252	GOM_NL__2PRFIN20110511_191337_000000563102_00229_48088_6309.N1	11-MAY-2011 19:13:37	Straylight	56.000	75	26Eps Sco	2.2910	4250.0	112	48088	No
253	GOM_NL__2PRFIN20110511_191650_000000683102_00229_48088_6310.N1	11-MAY-2011 19:16:50	Twilight	68.000	16	21Alp Sco	1.0200	3000.0	136	48088	No
254	GOM_NL__2PRFIN20110511_191840_000000573102_00229_48088_6311.N1	11-MAY-2011 19:18:40	Bright	56.500	80	7Del Sco	2.3160	30000.	113	48088	No
255	GOM_NL__2PRFIN20110511_192126_000000403102_00229_48088_6312.N1	11-MAY-2011 19:21:26	Bright	39.500	122	9Alp2Lib	2.7470	9700.0	79	48088	No
256	GOM_NL__2PRFIN20110511_192322_000000433102_00229_48088_6313.N1	11-MAY-2011 19:23:22	Bright	42.500	104	27Bet Lib	2.6140	13100.	85	48088	No
257	GOM_NL__2PRFIN20110511_192858_000000473102_00229_48088_6314.N1	11-MAY-2011 19:28:58	Bright	46.500	102	24Alp Ser	2.6000	4250.0	93	48088	No
258	GOM_NL__2PRFIN20110511_193151_000000373102_00229_48088_6315.N1	11-MAY-2011 19:31:51	Bright	37.000	3	16Alp Boo	-0.050000	4250.0	74	48088	No
259	GOM_NL__2PRFIN20110511_193427_000000423102_00229_48088_6316.N1	11-MAY-2011 19:34:27	Bright	42.000	83		2.3780	11000.	84	48088	No
260	GOM_NL__2PRFIN20110511_193734_000000393102_00229_48088_6317.N1	11-MAY-2011 19:37:34	Bright	38.500	180	27Gam Boo	3.0400	8000.0	77	48088	No
261	GOM_NL__2PRFIN20110511_194628_000000443102_00229_48088_6318.N1	11-MAY-2011 19:46:28	Bright	43.500	119	14Eta Dra	2.7270	4700.0	87	48088	No
262	GOM_NL__2PRFIN20110511_195718_000000453102_00229_48088_6319.N1	11-MAY-2011 19:57:18	Bright	45.000	89	5Alp Cep	2.4510	8000.0	90	48088	No
263	GOM_NL__2PRFIN20110511_200032_000000513102_00229_48088_6320.N1	11-MAY-2011 20:00:32	Bright	51.000	74	11Bet Cas	2.2680	6600.0	102	48088	No
264	GOM_NL__2PRFIN20110511_201033_000000613102_00229_48088_6321.N1	11-MAY-2011 20:10:33	Twilight	61.000	93	53Bet Peg	2.5200	3100.0	122	48088	No
265	GOM_NL__2PRFIN20110511_201334_000000423102_00229_48088_6322.N1	11-MAY-2011 20:13:34	Twilight	41.500	140	88Gam Peg	2.8340	26000.	83	48088	No
266	GOM_NL__2PRFIN20110511_201500_000000533102_00229_48088_6323.N1	11-MAY-2011 20:15:00	Dark	52.500	90	54Alp Peg	2.4870	11000.	105	48088	No
267	GOM_NL__2PRFIN20110511_202822_000000503102_00229_48088_6324.N1	11-MAY-2011 20:28:22	Dark	50.000	18	24Alp PsA	1.1660	9700.0	100	48088	No
268	GOM_NL__2PRFIN20110511_203250_000000503102_00229_48088_6325.N1	11-MAY-2011 20:32:50	Dark	50.000	63	Bet Gru	2.1500	2800.0	100	48088	No
269	GOM_NL__2PRFIN20110511_203412_000000433102_00229_48088_6326.N1	11-MAY-2011 20:34:12	Dark	42.500	31	Alp Gru	1.7340	15200.	85	48088	No
270	GOM_NL__2PRFIN20110511_203947_000000423102_00230_48089_6335.N1	11-MAY-2011 20:39:47	Dark	42.000	45	Alp Pav	1.9400	26000.	84	48089	No
271	GOM_NL__2PRFIN20110511_204706_000000463102_00230_48089_6336.N1	11-MAY-2011 20:47:06	Straylight	45.500	141	Bet Ara	2.8400	4600.0	91	48089	No
272	GOM_NL__2PRFIN20110511_204931_000000503102_00230_48089_6337.N1	11-MAY-2011 20:49:31	Straylight	49.500	40	The Sco	1.8590	7100.0	99	48089	No
273	GOM_NL__2PRFIN20110511_205121_000000573102_00230_48089_6338.N1	11-MAY-2011 20:51:21	Straylight	56.500	25	35Lam Sco	1.6200	28000.	113	48089	No
274	GOM_NL__2PRFIN20110511_205352_000000573102_00230_48089_6339.N1	11-MAY-2011 20:53:52	Straylight	56.500	75	26Eps Sco	2.2910	4250.0	113	48089	No
275	GOM_NL__2PRFIN20110511_205705_000000693102_00230_48089_6340.N1	11-MAY-2011 20:57:05	Twilight	69.000	16	21Alp Sco	1.0200	3000.0	138	48089	No
276	GOM_NL__2PRFIN20110511_205854_000000603102_00230_48089_6341.N1	11-MAY-2011 20:58:54	Bright	60.000	80	7Del Sco	2.3160	30000.	120	48089	No
277	GOM_NL__2PRFIN20110511_210140_000000403102_00230_48089_6342.N1	11-MAY-2011 21:01:40	Bright	40.000	122	9Alp2Lib	2.7470	9700.0	80	48089	No
278	GOM_NL__2PRFIN20110511_210335_000000433102_00230_48089_6343.N1	11-MAY-2011 21:03:35	Bright	42.500	104	27Bet Lib	2.6140	13100.	85	48089	No

279	GOM_NL__2PRFIN20110511_210911_000000473102_00230_48089_6344.N1	11-MAY-2011 21:09:11	Bright	47.000	102	24Alp Ser	2.6000	4250.0	94	48089	No
280	GOM_NL__2PRFIN20110511_211205_000000373102_00230_48089_6345.N1	11-MAY-2011 21:12:05	Bright	37.000	3	16Alp Boo	-0.050000	4250.0	74	48089	No
281	GOM_NL__2PRFIN20110511_211441_000000583102_00230_48089_6346.N1	11-MAY-2011 21:14:41	Bright	58.000	83		2.3780	11000.	116	48089	No
282	GOM_NL__2PRFIN20110511_211747_000000563102_00230_48089_6347.N1	11-MAY-2011 21:17:47	Bright	56.000	180	27Gam Boo	3.0400	8000.0	112	48089	No
283	GOM_NL__2PRFIN20110511_212641_000000433102_00230_48089_6348.N1	11-MAY-2011 21:26:41	Bright	42.500	119	14Eta Dra	2.7270	4700.0	85	48089	No
284	GOM_NL__2PRFIN20110511_213731_000000453102_00230_48089_6349.N1	11-MAY-2011 21:37:31	Bright	44.500	89	5Alp Cep	2.4510	8000.0	89	48089	No
285	GOM_NL__2PRFIN20110511_214046_000000553102_00230_48089_6350.N1	11-MAY-2011 21:40:46	Bright	55.000	74	11Bet Cas	2.2680	6600.0	110	48089	No
286	GOM_NL__2PRFIN20110511_215047_000000563102_00230_48089_6351.N1	11-MAY-2011 21:50:47	Twilight	55.500	93	53Bet Peg	2.5200	3100.0	111	48089	No
287	GOM_NL__2PRFIN20110511_215349_000000413102_00230_48089_6352.N1	11-MAY-2011 21:53:49	Twilight	40.500	140	88Gam Peg	2.8340	26000.	81	48089	No
288	GOM_NL__2PRFIN20110511_215514_000000493102_00230_48089_6353.N1	11-MAY-2011 21:55:14	Dark	48.500	90	54Alp Peg	2.4870	11000.	97	48089	No
289	GOM_NL__2PRFIN20110511_220837_000000493102_00230_48089_6354.N1	11-MAY-2011 22:08:37	Dark	48.500	18	24Alp PsA	1.1660	9700.0	97	48089	No
290	GOM_NL__2PRFIN20110511_221305_000000523102_00230_48089_6355.N1	11-MAY-2011 22:13:05	Dark	52.000	63	Bet Gru	2.1500	2800.0	104	48089	No
291	GOM_NL__2PRFIN20110511_221427_000000473102_00230_48089_6356.N1	11-MAY-2011 22:14:27	Dark	46.500	31	Alp Gru	1.7340	15200.	93	48089	No
292	GOM_NL__2PRFIN20110511_222001_000000423102_00231_48090_6346.N1	11-MAY-2011 22:20:01	Dark	41.500	45	Alp Pav	1.9400	26000.	83	48090	No
293	GOM_NL__2PRFIN20110511_222720_000000493102_00231_48090_6347.N1	11-MAY-2011 22:27:20	Straylight	48.500	141	Bet Ara	2.8400	4600.0	97	48090	No
294	GOM_NL__2PRFIN20110511_222945_000000543102_00231_48090_6348.N1	11-MAY-2011 22:29:45	Straylight	54.000	40	The Sco	1.8590	7100.0	108	48090	No
295	GOM_NL__2PRFIN20110511_223136_000000583102_00231_48090_6349.N1	11-MAY-2011 22:31:36	Straylight	58.000	25	35Lam Sco	1.6200	28000.	116	48090	No
296	GOM_NL__2PRFIN20110511_223406_000000543102_00231_48090_6350.N1	11-MAY-2011 22:34:06	Straylight	54.000	75	26Eps Sco	2.2910	4250.0	108	48090	No
297	GOM_NL__2PRFIN20110511_223719_000000623102_00231_48090_6351.N1	11-MAY-2011 22:37:19	Twilight	61.500	16	21Alp Sco	1.0200	3000.0	123	48090	No
298	GOM_NL__2PRFIN20110511_223908_000000643102_00231_48090_6352.N1	11-MAY-2011 22:39:08	Bright	64.000	80	7Del Sco	2.3160	30000.	128	48090	No
299	GOM_NL__2PRFIN20110511_224154_000000403102_00231_48090_6353.N1	11-MAY-2011 22:41:54	Bright	40.000	122	9Alp2Lib	2.7470	9700.0	80	48090	No
300	GOM_NL__2PRFIN20110511_224349_000000413102_00231_48090_6354.N1	11-MAY-2011 22:43:49	Bright	41.000	104	27Bet Lib	2.6140	13100.	82	48090	No
301	GOM_NL__2PRFIN20110511_224925_000000473102_00231_48090_6355.N1	11-MAY-2011 22:49:25	Bright	47.000	102	24Alp Ser	2.6000	4250.0	94	48090	No
302	GOM_NL__2PRFIN20110511_225219_000000373102_00231_48090_6356.N1	11-MAY-2011 22:52:19	Bright	37.000	3	16Alp Boo	-0.050000	4250.0	74	48090	No
303	GOM_NL__2PRFIN20110511_225455_000000393102_00231_48090_6357.N1	11-MAY-2011 22:54:55	Bright	38.500	83		2.3780	11000.	77	48090	No
304	GOM_NL__2PRFIN20110511_225801_000000563102_00231_48090_6358.N1	11-MAY-2011 22:58:01	Bright	56.000	180	27Gam Boo	3.0400	8000.0	112	48090	No
305	GOM_NL__2PRFIN20110511_230654_000000423102_00231_48090_6359.N1	11-MAY-2011 23:06:54	Bright	42.000	119	14Eta Dra	2.7270	4700.0	84	48090	No
306	GOM_NL__2PRFIN20110511_231745_000000453102_00231_48090_6360.N1	11-MAY-2011 23:17:45	Bright	45.000	89	5Alp Cep	2.4510	8000.0	90	48090	No
307	GOM_NL__2PRFIN20110511_232100_000000373102_00231_48090_6361.N1	11-MAY-2011 23:21:00	Bright	37.000	74	11Bet Cas	2.2680	6600.0	74	48090	No
308	GOM_NL__2PRFIN20110511_233101_000000603102_00231_48090_6362.N1	11-MAY-2011 23:31:01	Twilight	59.500	93	53Bet Peg	2.5200	3100.0	119	48090	No
309	GOM_NL__2PRFIN20110511_233403_000000423102_00231_48090_6363.N1	11-MAY-2011 23:34:03	Twilight	41.500	140	88Gam Peg	2.8340	26000.	83	48090	No
310	GOM_NL__2PRFIN20110511_233529_000000513102_00231_48090_6364.N1	11-MAY-2011 23:35:29	Dark	50.500	90	54Alp Peg	2.4870	11000.	101	48090	No
311	GOM_NL__2PRFIN20110511_234852_000000483102_00231_48090_6365.N1	11-MAY-2011 23:48:52	Dark	48.000	18	24Alp PsA	1.1660	9700.0	96	48090	No
312	GOM_NL__2PRFIN20110511_235319_000000493102_00231_48090_6366.N1	11-MAY-2011 23:53:19	Dark	48.500	63	Bet Gru	2.1500	2800.0	97	48090	No
313	GOM_NL__2PRFIN20110511_235442_000000423102_00231_48090_6367.N1	11-MAY-2011 23:54:42	Dark	42.000	31	Alp Gru	1.7340	15200.	84	48090	No

3. Quality information per product

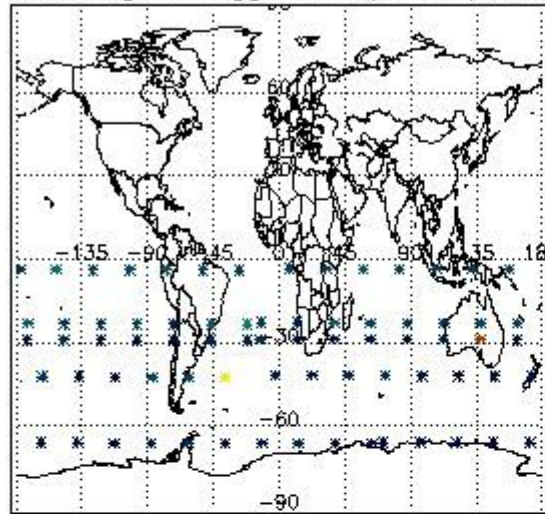
In this section it is plotted some information contained in the Quality Summary data set of the level 2 products. Only products in dark limb conditions and without errors (error flag in the MPH set to "0") are used.

3.1 Plot quality information per product (time dependant)

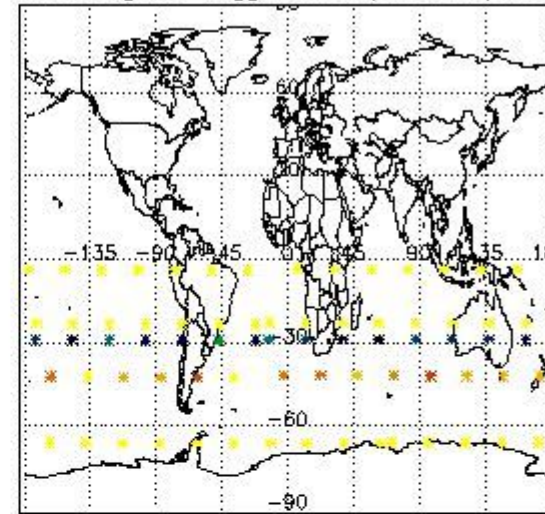


3.2 Plot quality information per product (world map)

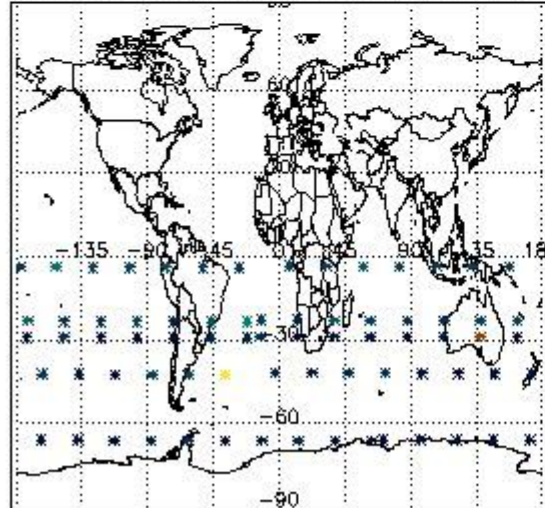
Percentage of flagged data per O3 profile



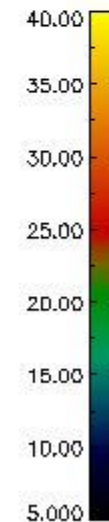
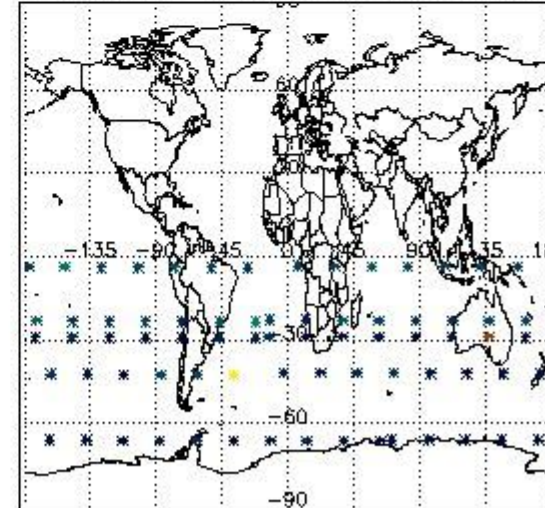
Percentage of flagged data per H2O profile



Percentage of flagged data per NO2 profile



Percentage of flagged data per NO3 profile

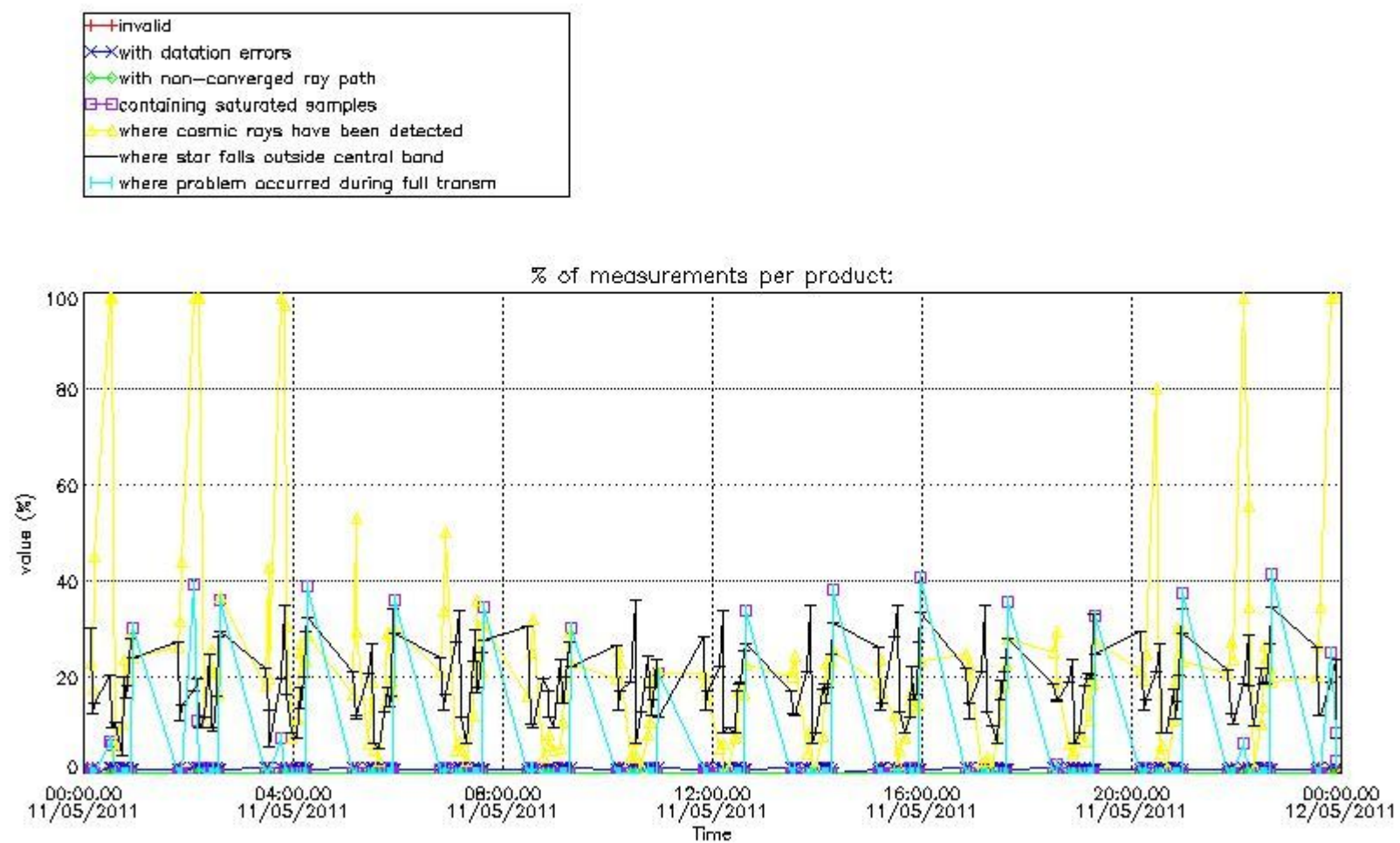


4. Level 1 quality information per product

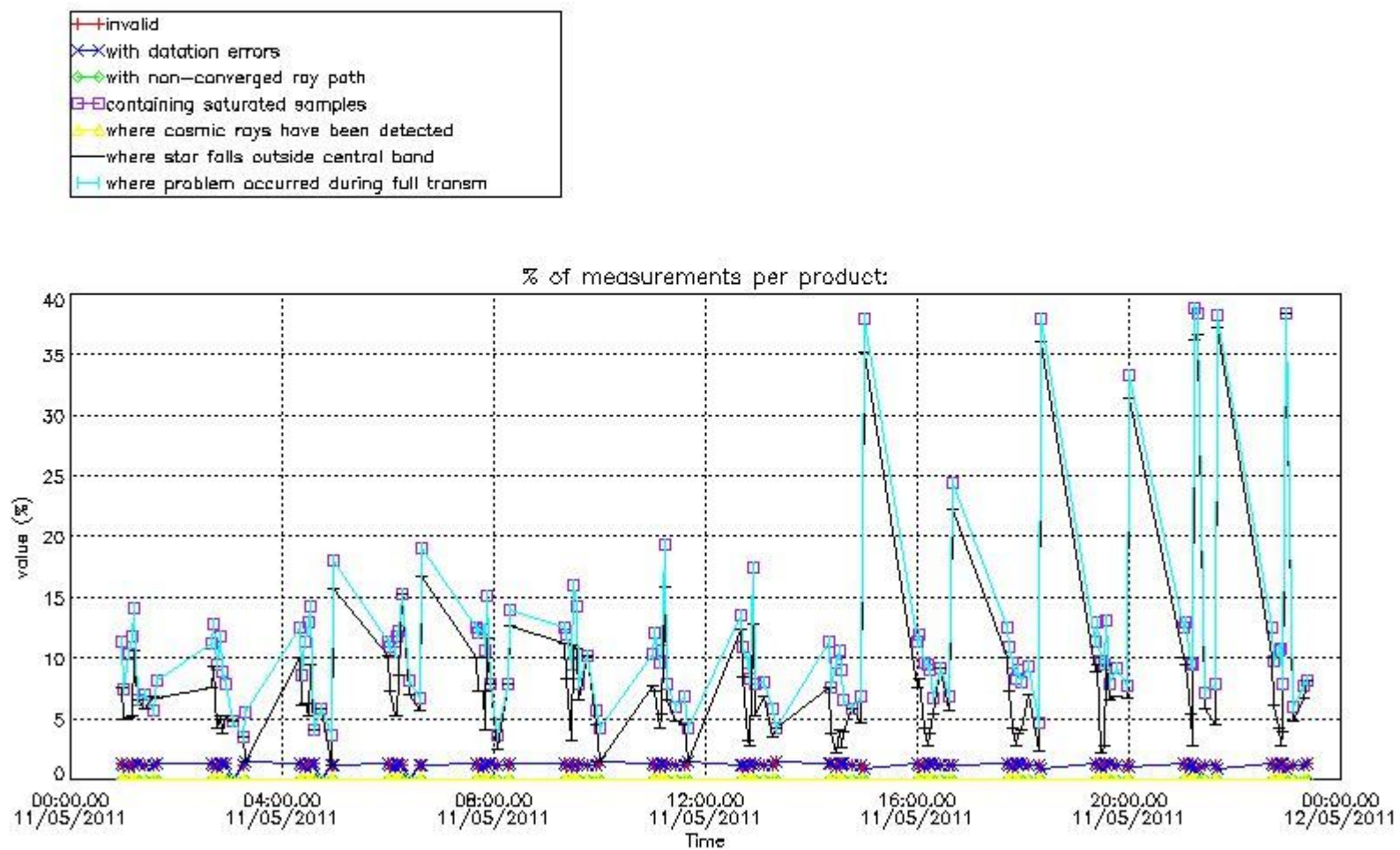
In this section it is plotted some information contained in the Quality Summary data set of the level 2 products that comes from the level 1b processing. Products without errors (error flag in the MPH set to "0") are used.

4.1 Plot quality information per product (time dependant) coming from level 1b processing

4.1.1 Plot level 1 quality information per product (time dependant): ENVISAT ASCENDING passes

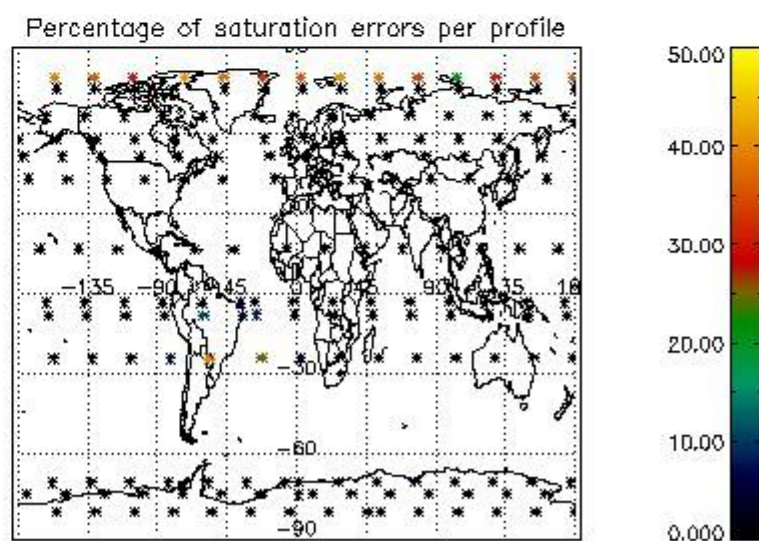
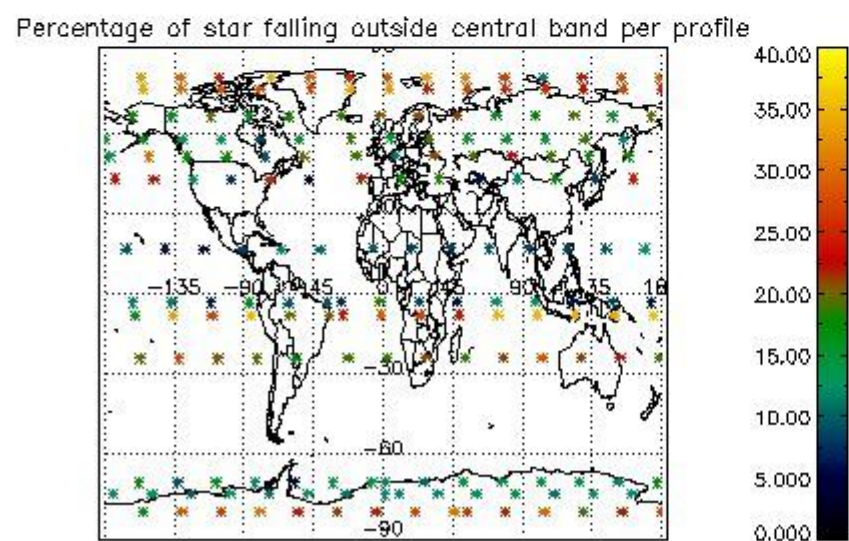
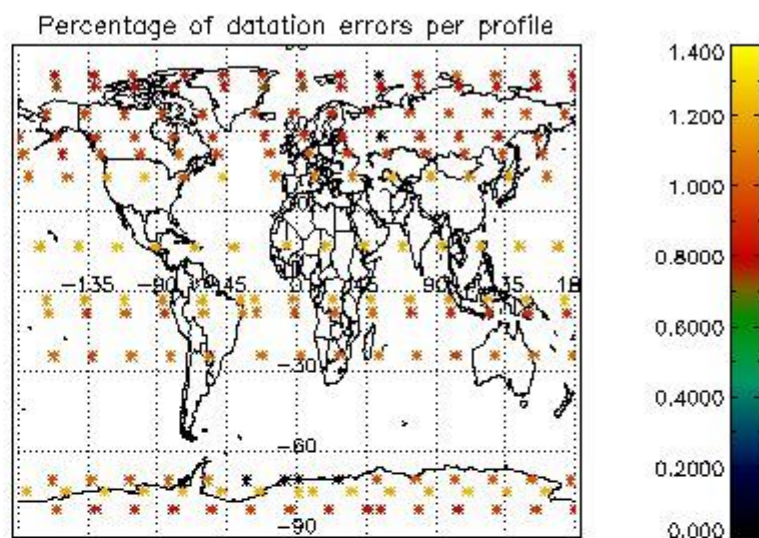
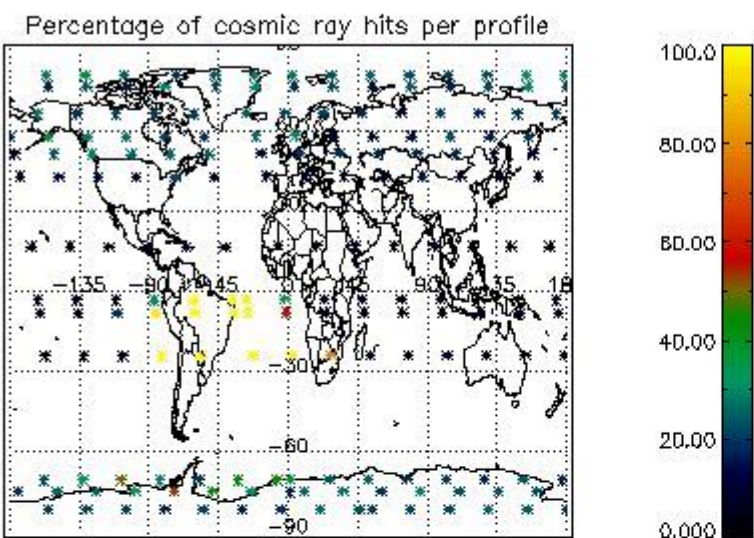


4.1.2 Plot level 1 quality information per product (time dependant): ENVI SAT DESCENDING passes

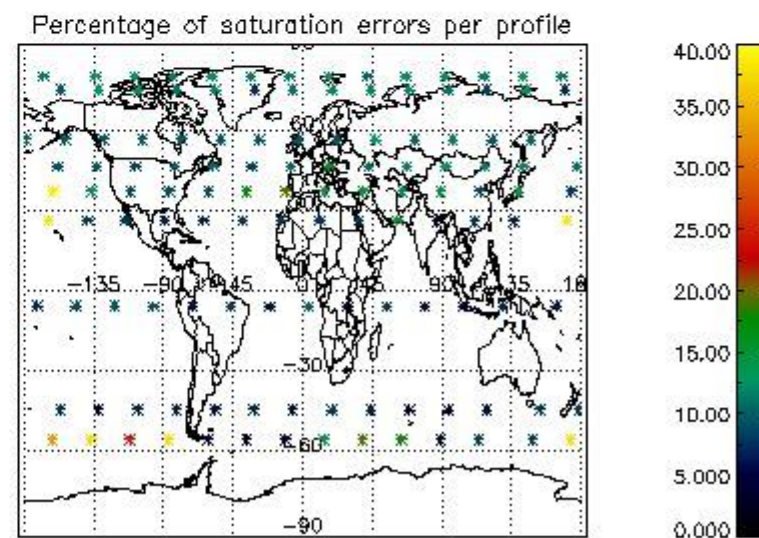
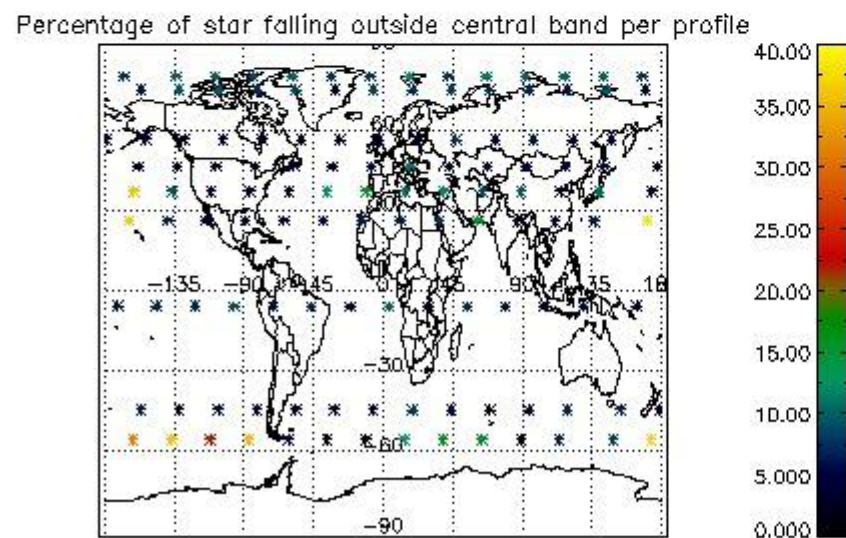
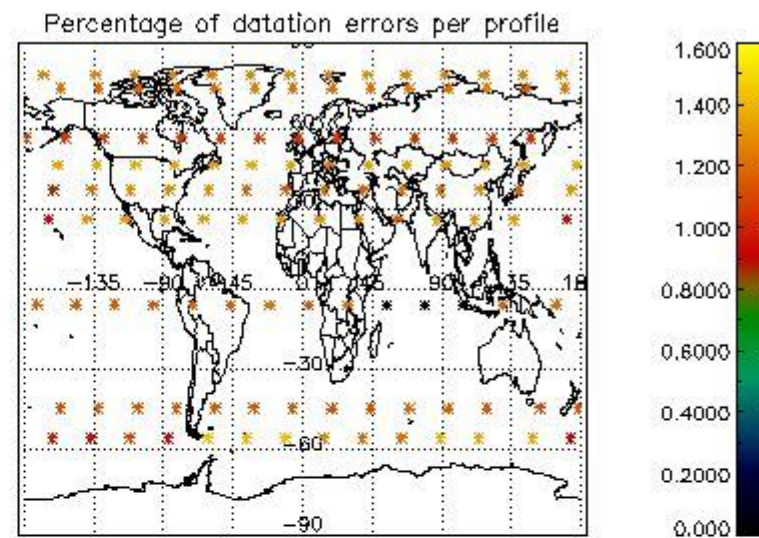
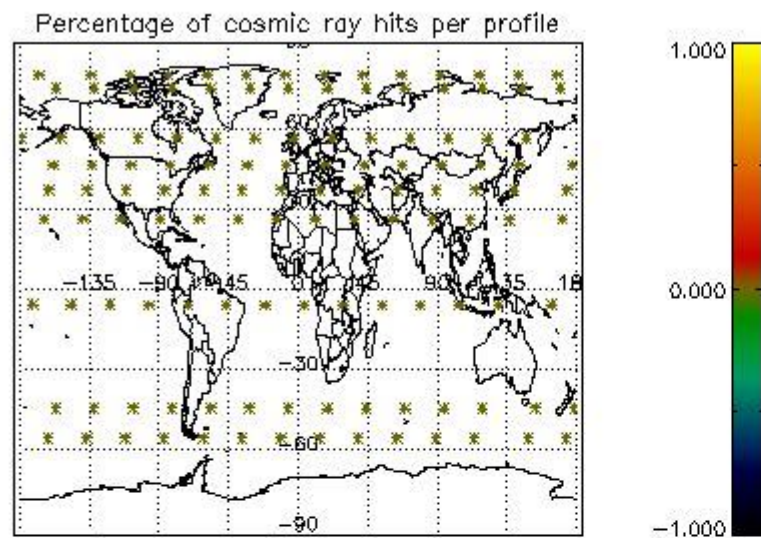


4.2 Plot quality information per product coming from level 1b processing (world map)

4.2.1 Plot level 1 quality information per product (world map): ENVISAT ASCENDING passes



4.2.2 Plot level 1 quality information per product (world map): ENVISAT DESCENDING passes



5. Trace gas profiles

5.1 Ozone statistics based on quality of products

The final quality of the products can be "measured" using the STD (Standard Deviation) attached to every point profile. This information is written to the parameter GOM_NL__2P/NL_LOCAL_SPECIES_DENSITY/o3_std of the level 2 products. The table below shows the statistics for given STD ranges.

The statistics are given with respect to the overall valid production:

- Products without fatal errors: GOM_NL__2P/MPH/PRODUCT_ERR=0
- Valid point profile: GOM_NL__2P/NL_LOCAL_SPECIES_DENSITY/pcd(0)=0

The 'Criteria' is applied to valid points of dark limb products:

- Products in dark limb illumination condition: GOM_NL__2P/NL_SUMMARY_QUALITY/obs_ill_cond=0
- Products without fatal errors: GOM_NL__2P/MPH/PRODUCT_ERR=0
- Valid point profile: GOM_NL__2P/NL_LOCAL_SPECIES_DENSITY/pcd(0)=0

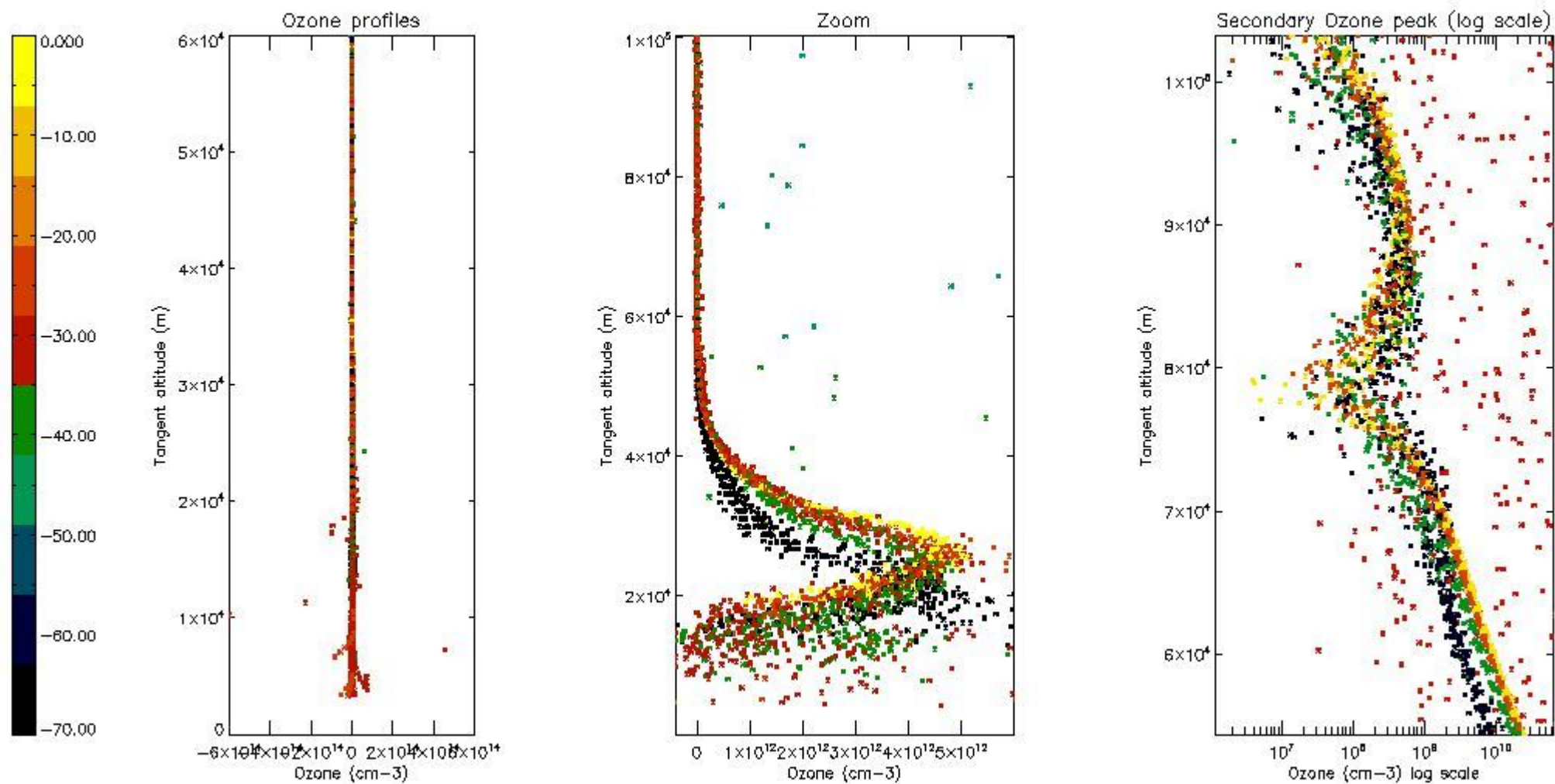
So, the table below shows the percentage of dark limb and valid observations for each criteria with respect to the overall valid daily observations.

Criteria	% of total production
All STD	23
STD < 20	12

STD < 10	9
STD < 5	5

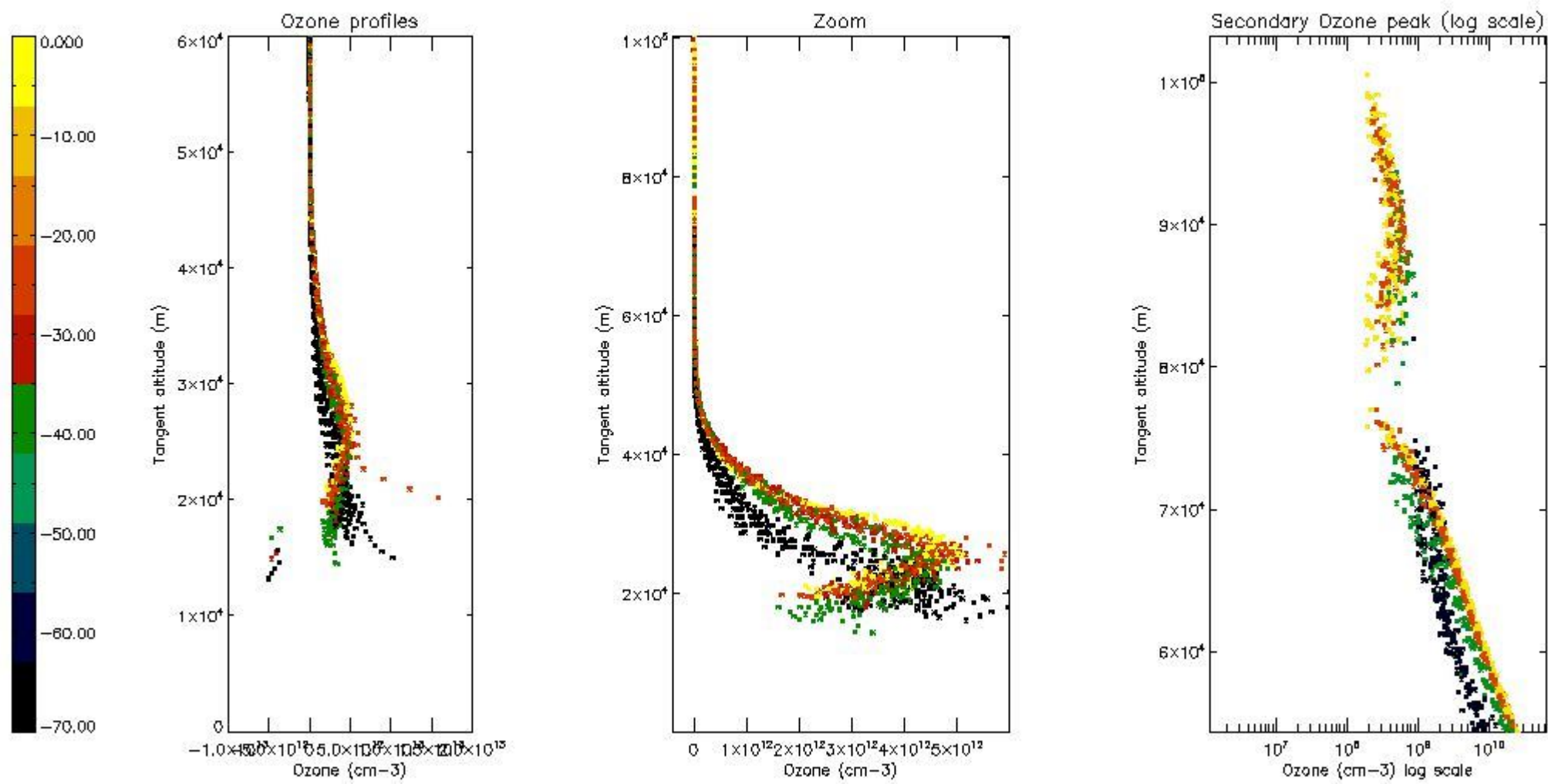
5.2 Plot ozone profiles for all STD (dark without errors)

The colorbar represents the latitude.



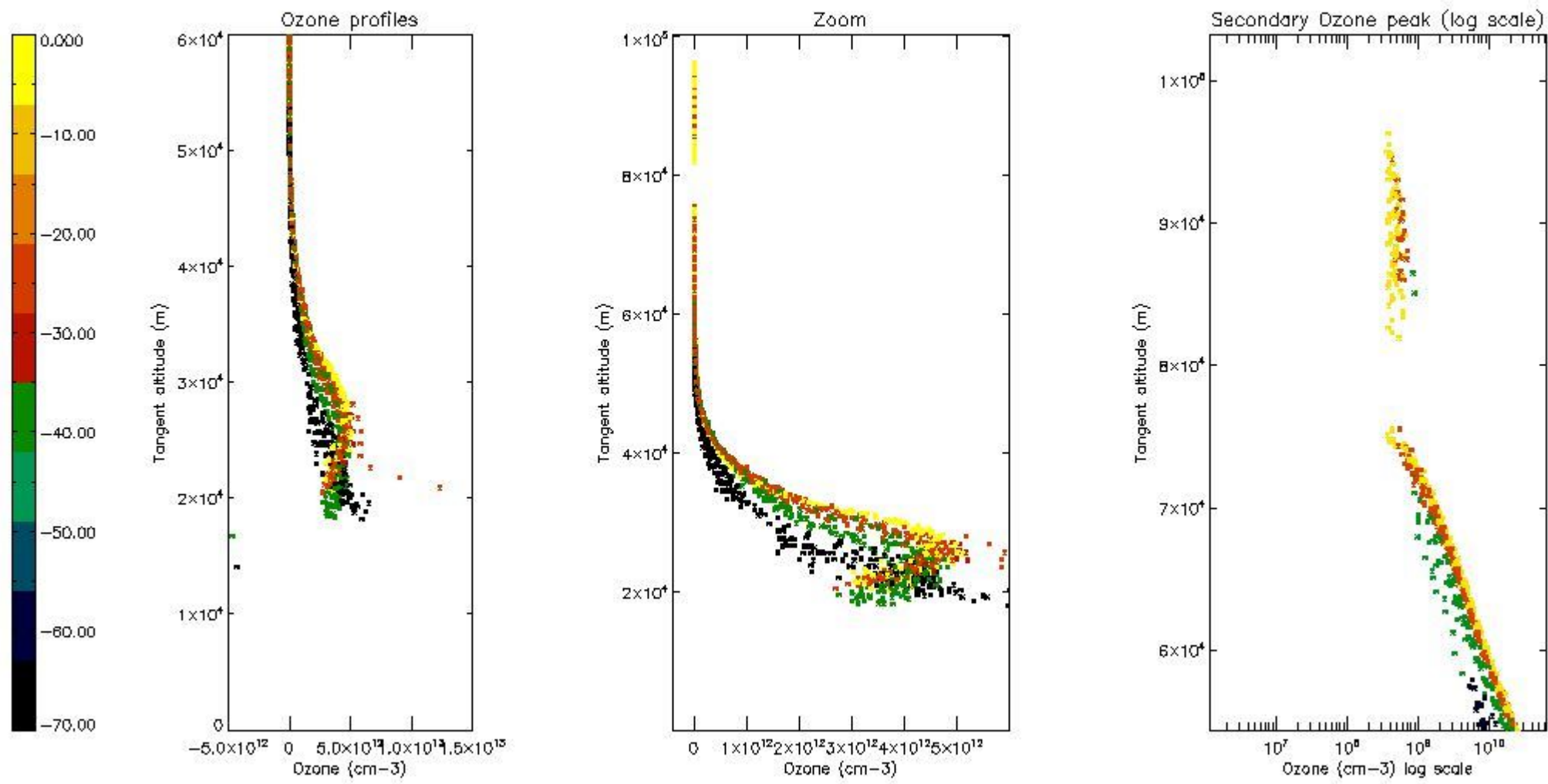
5.3 Plot ozone profiles where STD < 20% (dark without errors)

The colorbar represents the latitude.



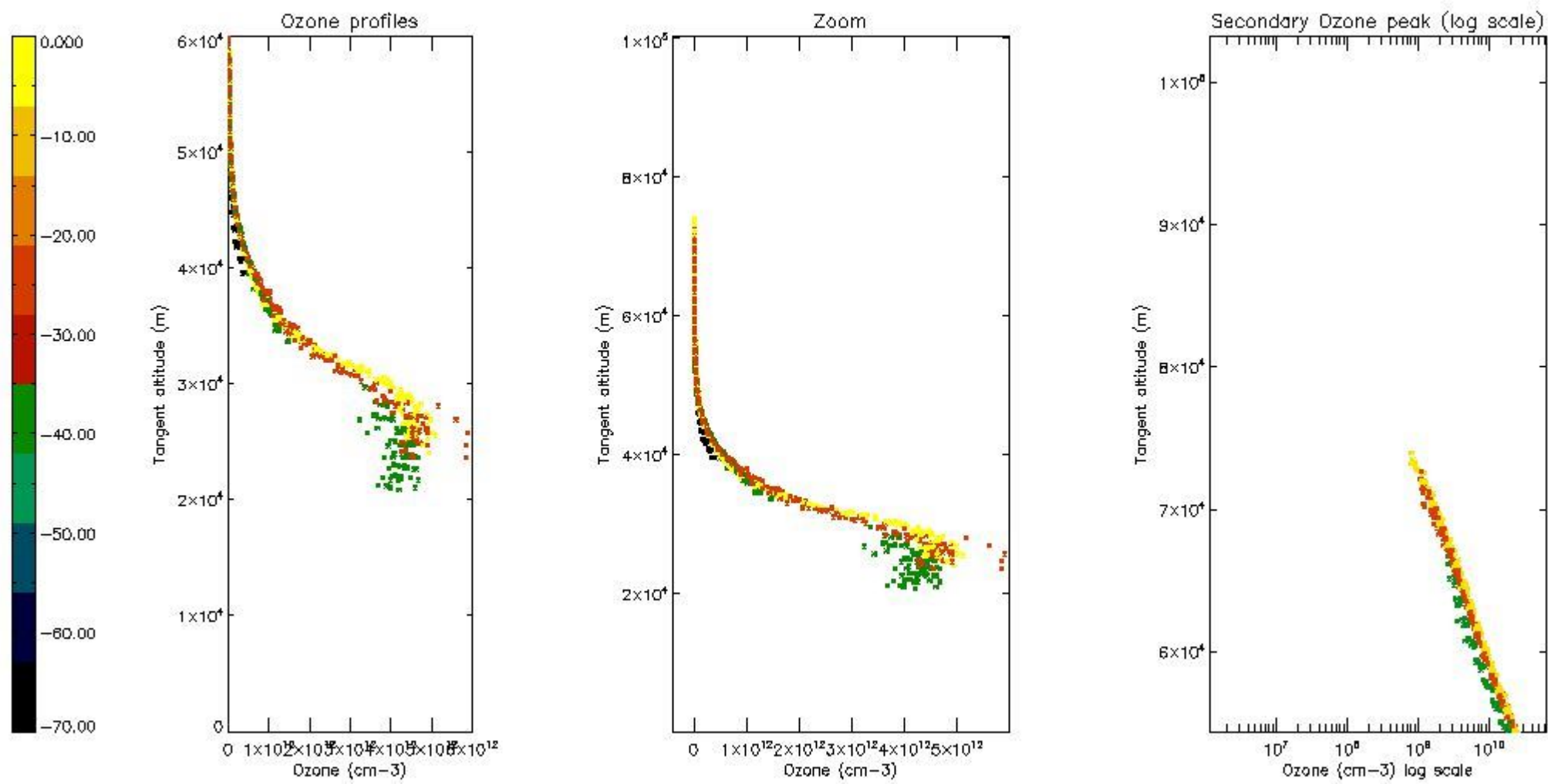
5.4 Plot ozone profiles where STD < 10% (dark without errors)

The colorbar represents the latitude.



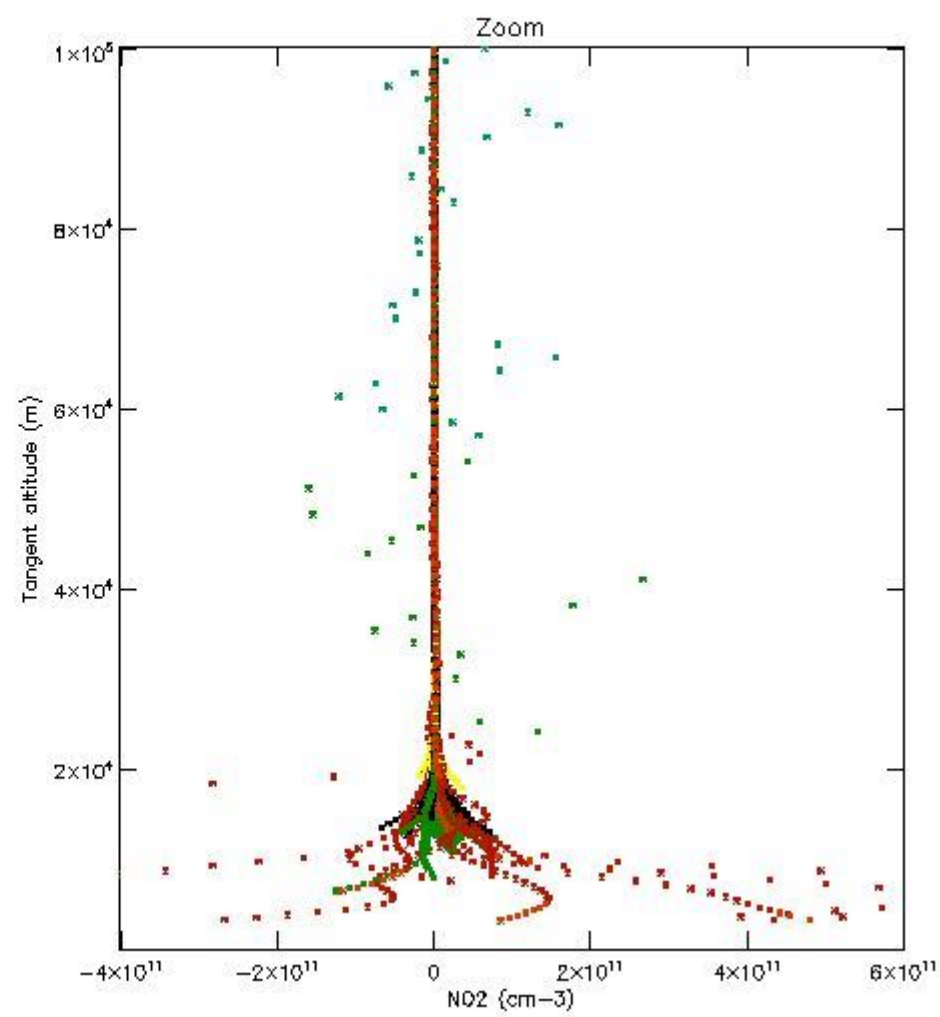
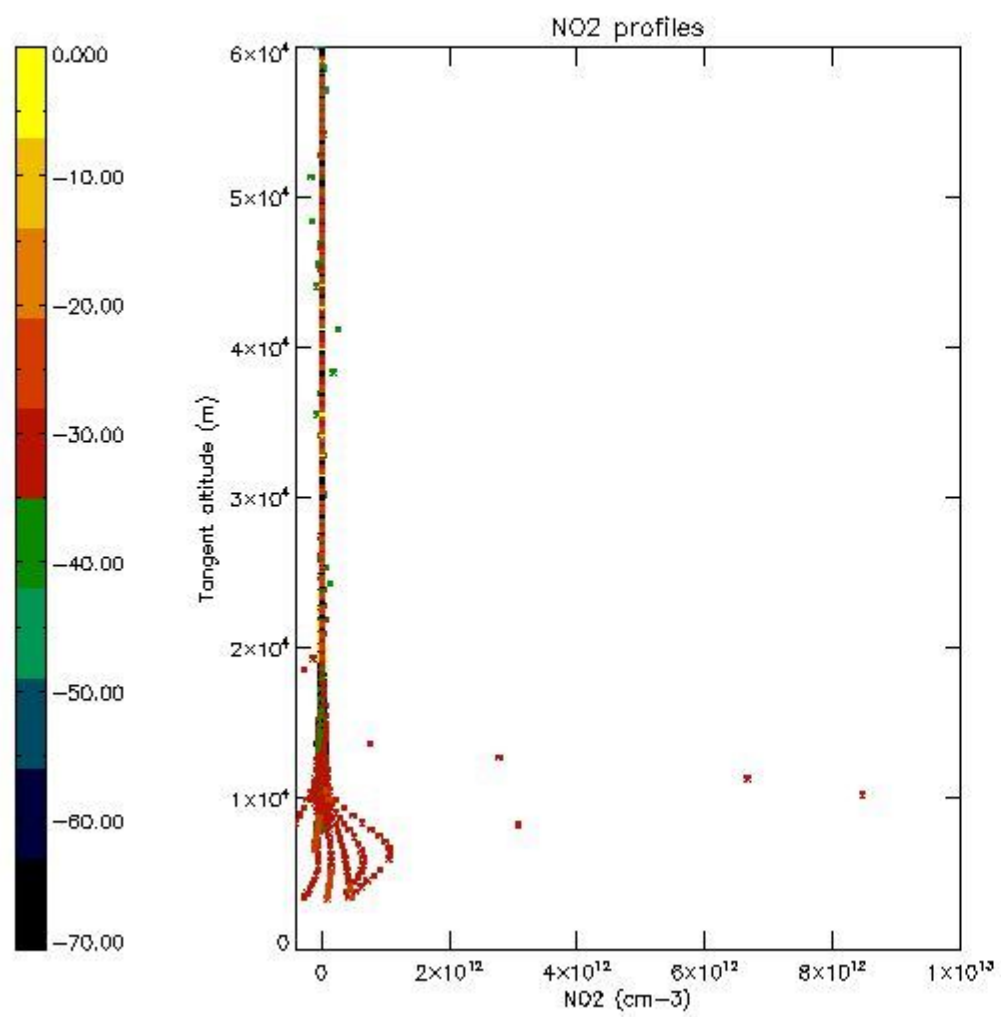
5.5 Plot ozone profiles where STD < 5% (dark without errors)

The colorbar represents the latitude.



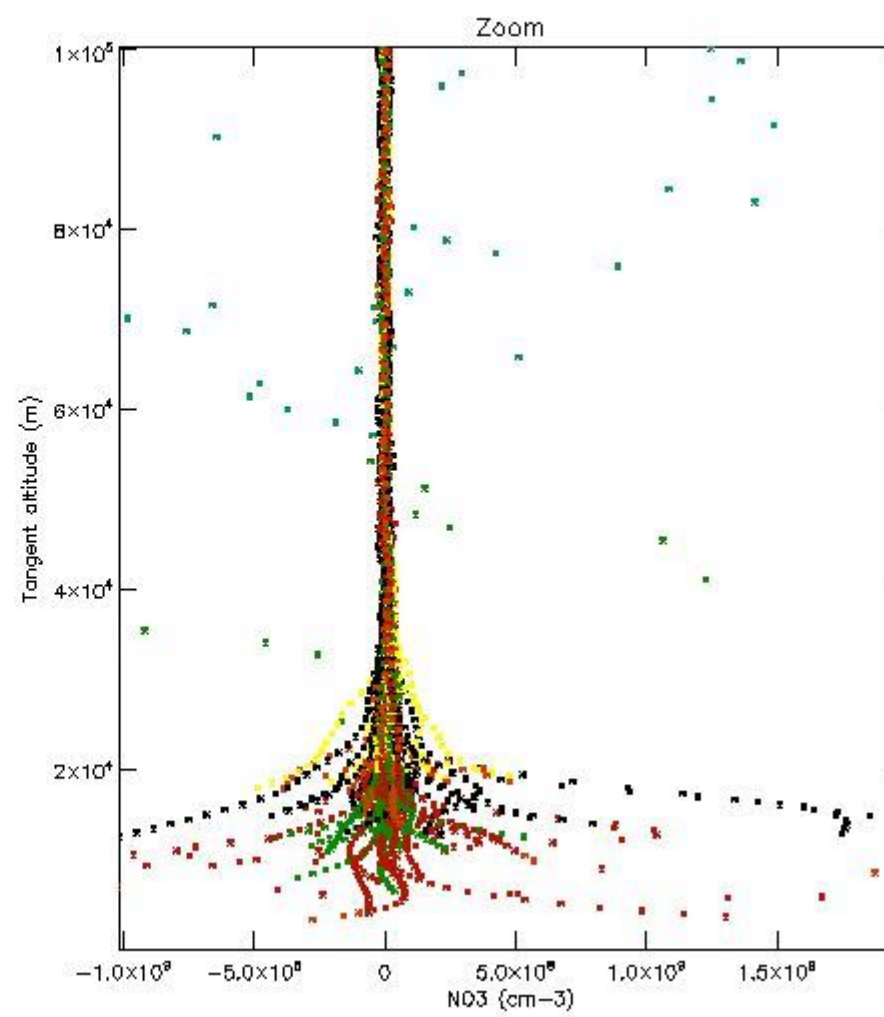
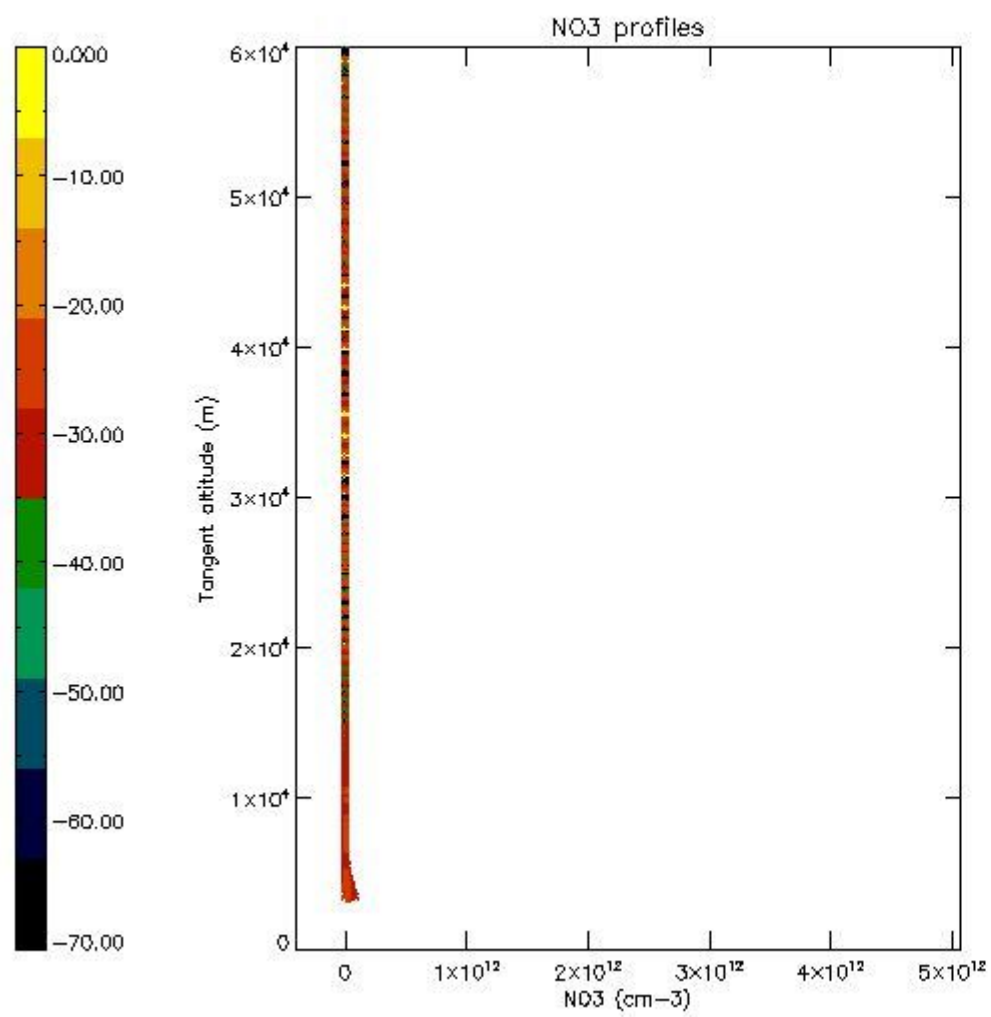
5.6 Plot NO₂ profiles for all STD (dark without errors)

The colorbar represents the latitude.



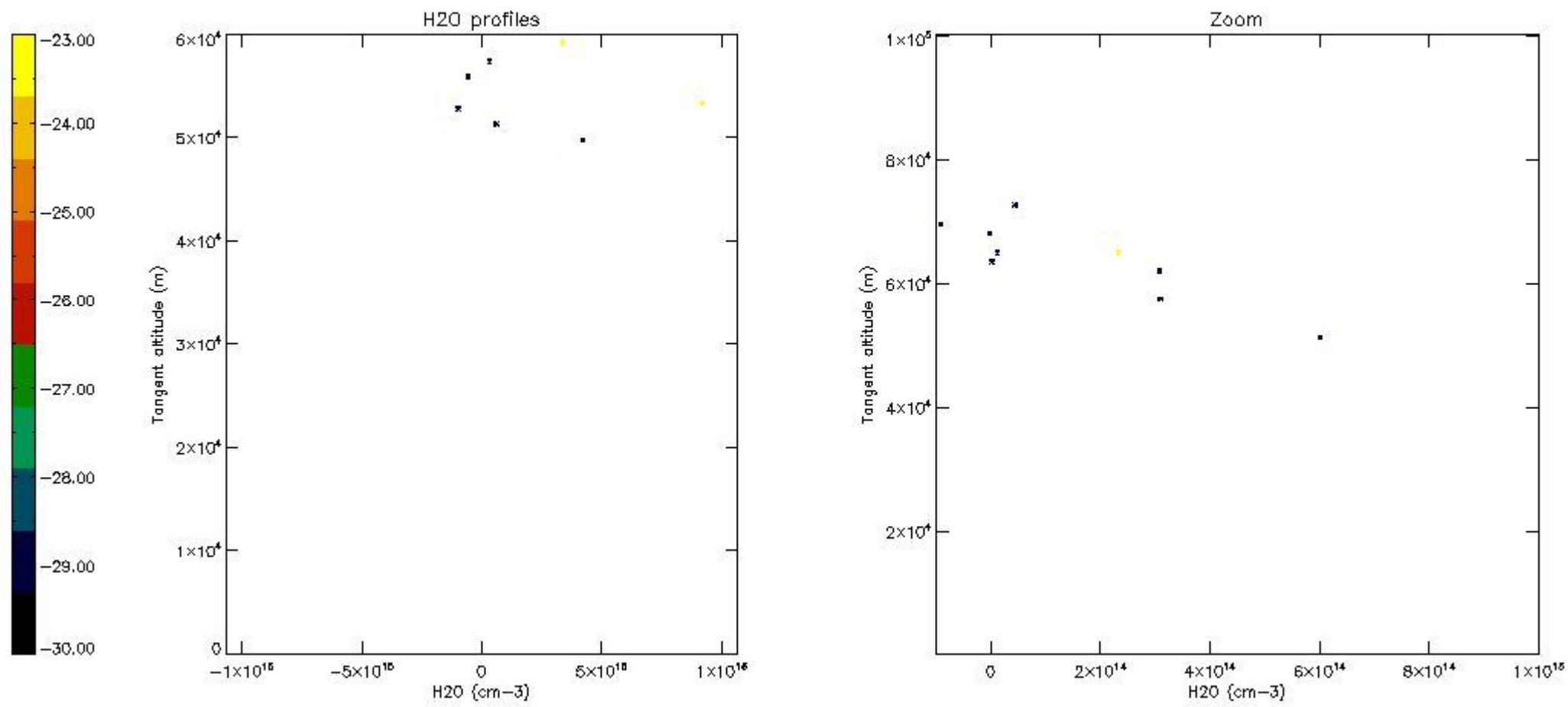
5.7 Plot NO3 profiles for all STD (dark without errors)

The colorbar represents the latitude.



5.8 Plot H₂O profiles for all STD (only for occultations of stars 1,2,3,4,13,14,16,26,63 dark without errors)

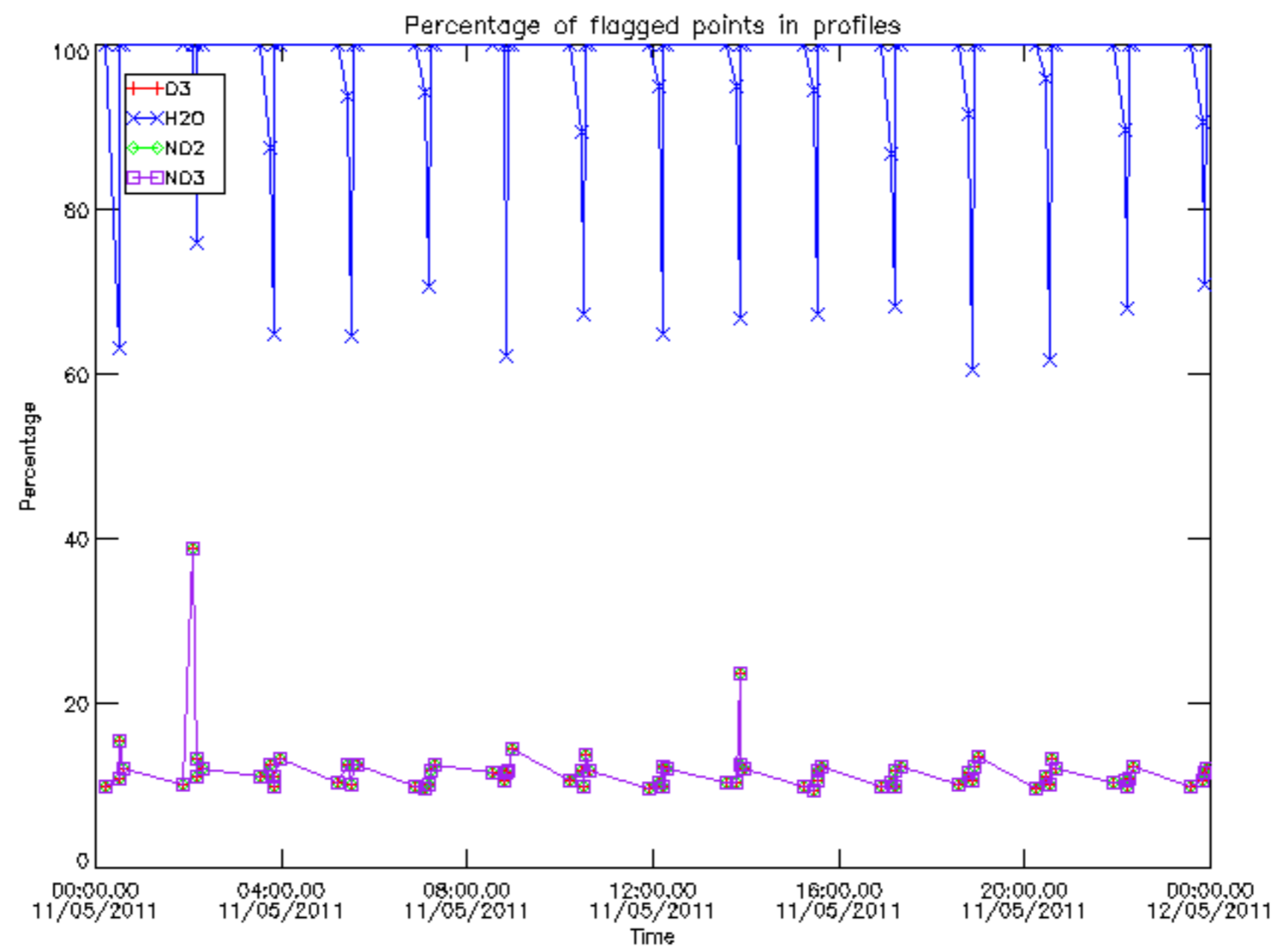
The colorbar represents the latitude.



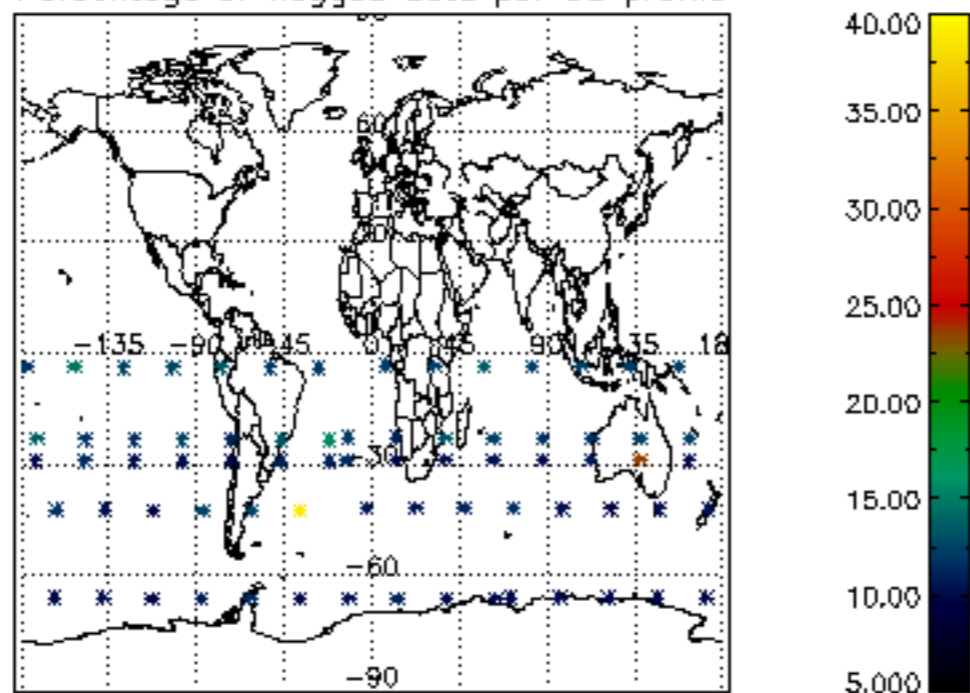
6. Auxiliary Data Files used for the production reported in section 2

The number reported in the third column indicates since which file (see list in section 2) the corresponding auxiliary file has been used. The fourth column is the date of those product files.

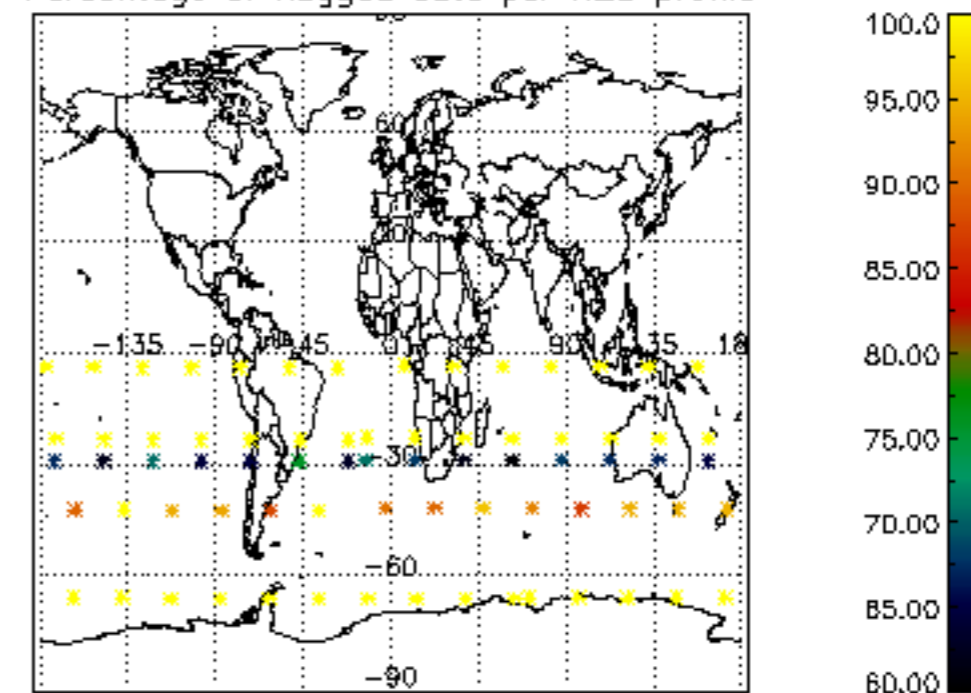
Type	Auxiliary Filename	Used since product	Used since product date
INST_PHYS_CHARACTERISTICS	GOM_INS_AXVIEC20091111_143220_20030716_120000_20500101_000000	1	11-MAY-2011 00:07:42
LEVEL-2_PROC_CONFIG	GOM_PR2_AXVIEC20091111_152718_20020301_000000_20500101_000000	1	11-MAY-2011 00:07:42
CROSS_SECTIONS_FILE	GOM_CRS_AXVIEC20091111_154832_20020301_000000_20500101_000000	1	11-MAY-2011 00:07:42



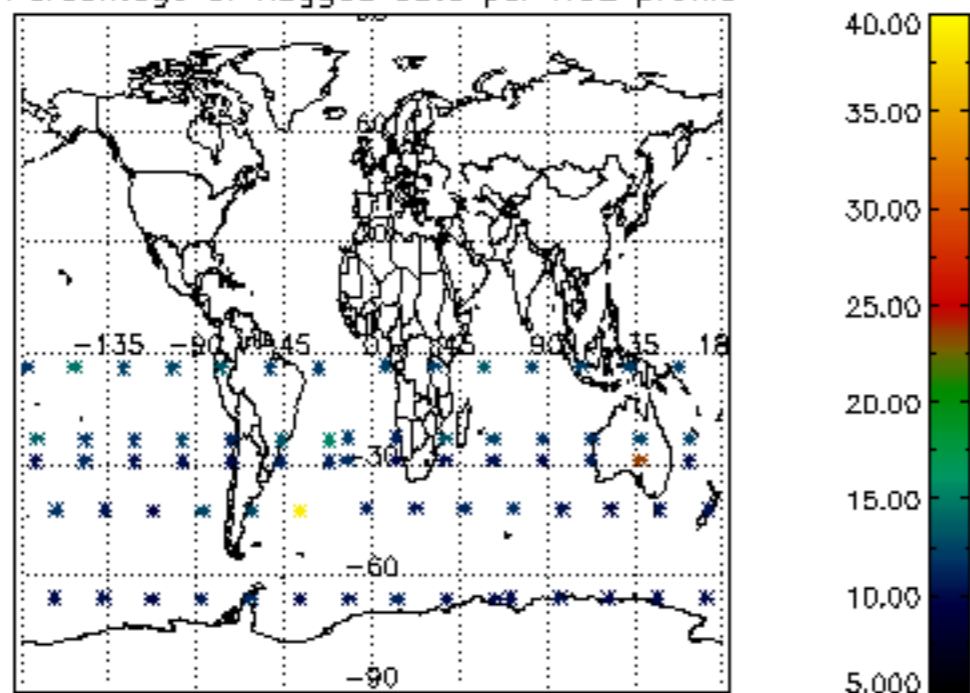
Percentage of flagged data per D3 profile



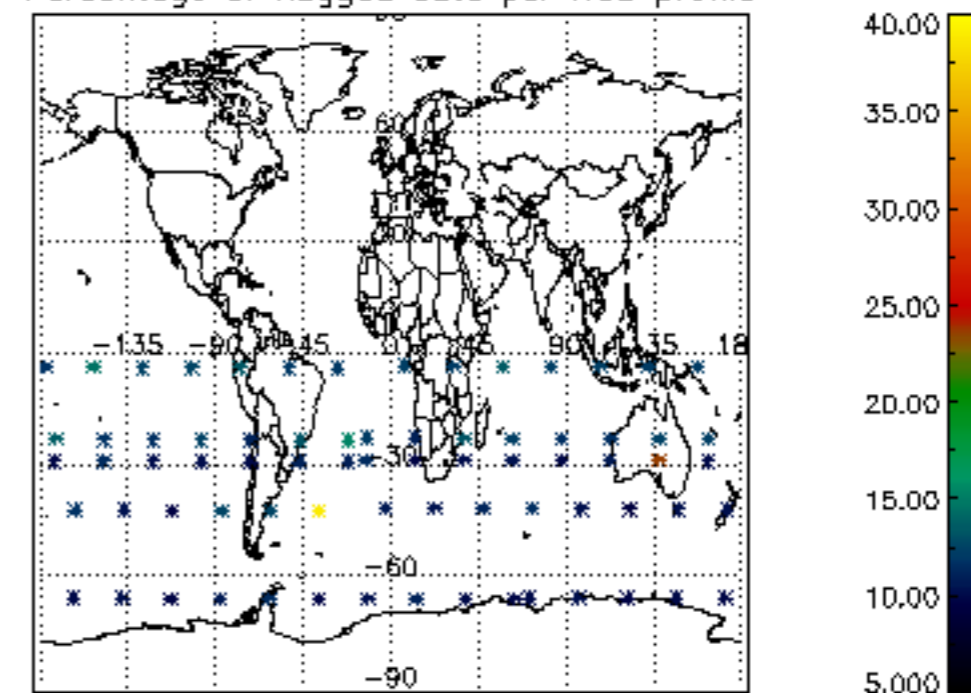
Percentage of flagged data per H2O profile

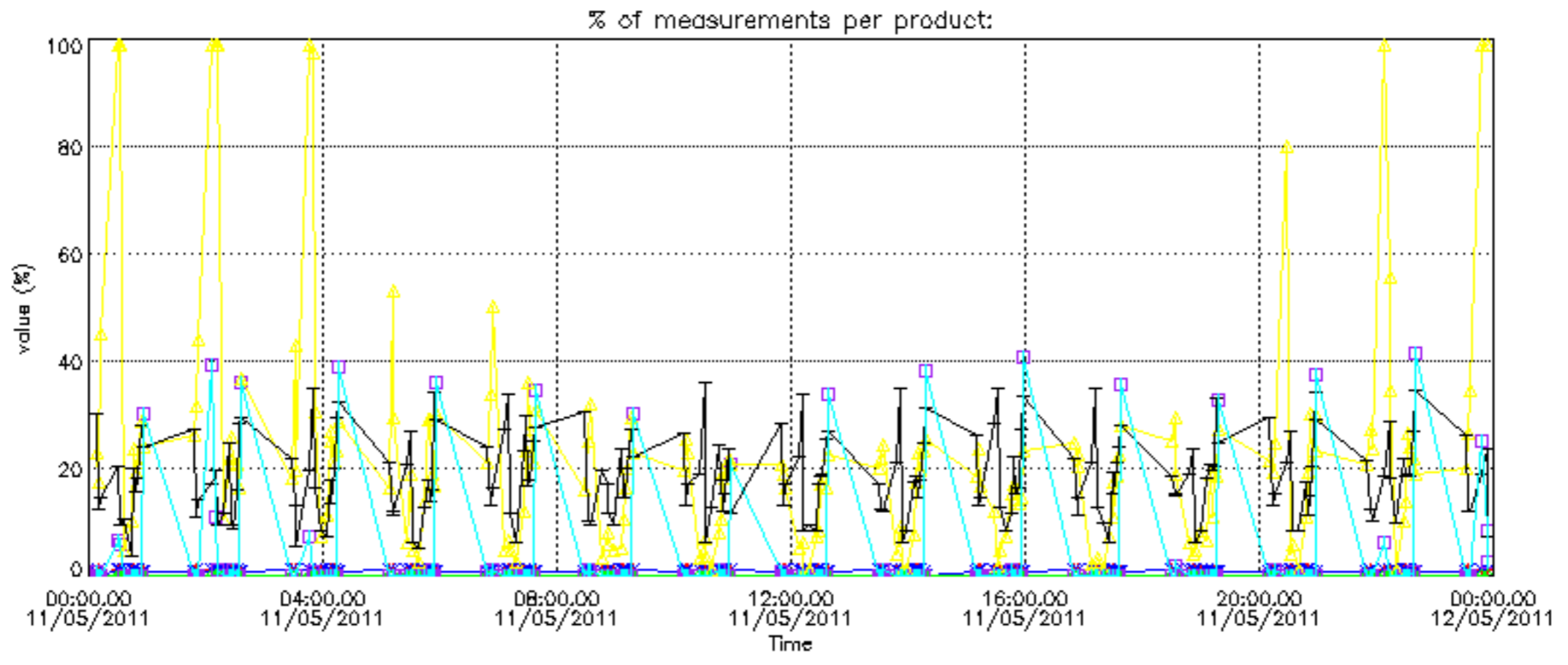


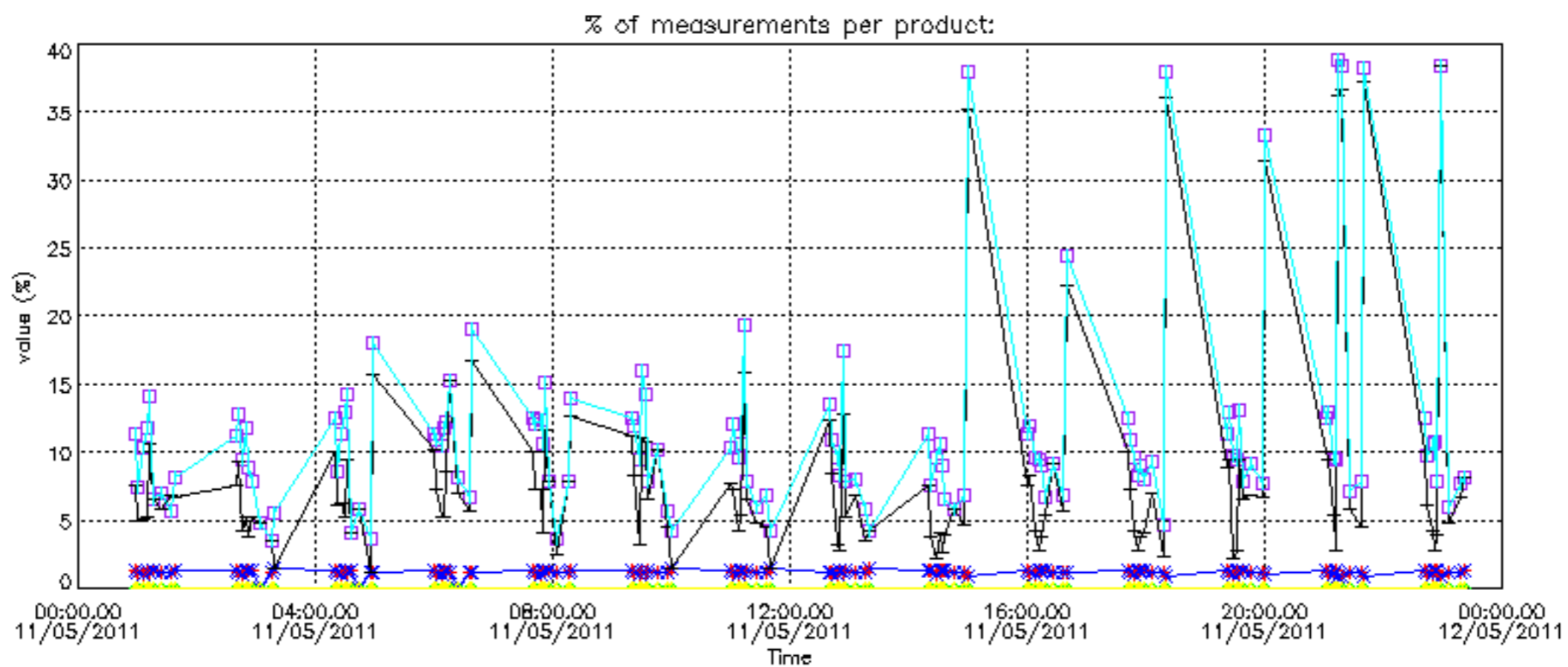
Percentage of flagged data per NO2 profile



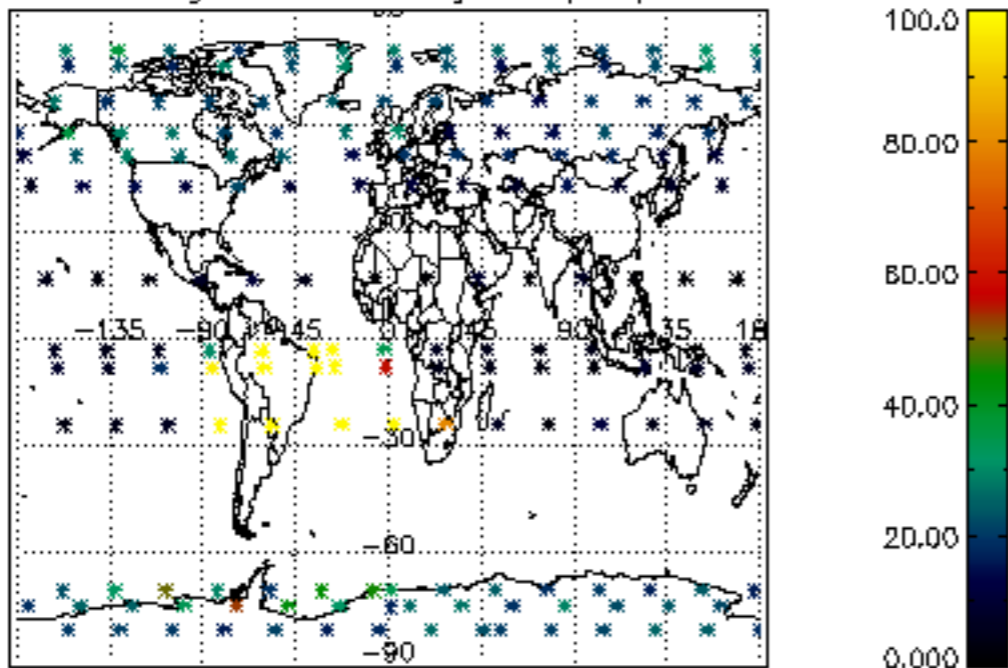
Percentage of flagged data per NO3 profile



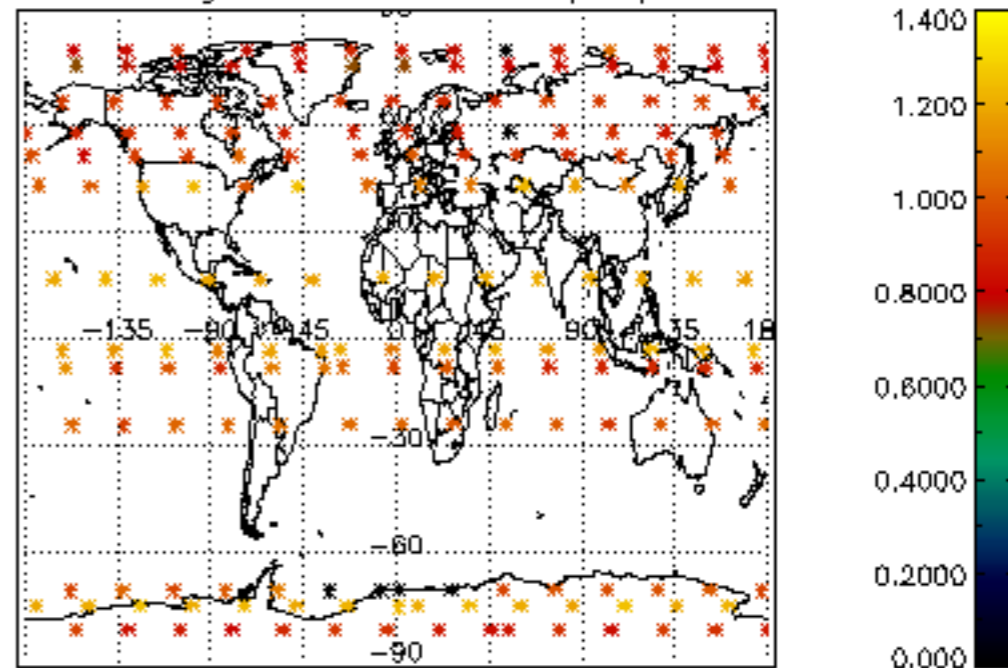




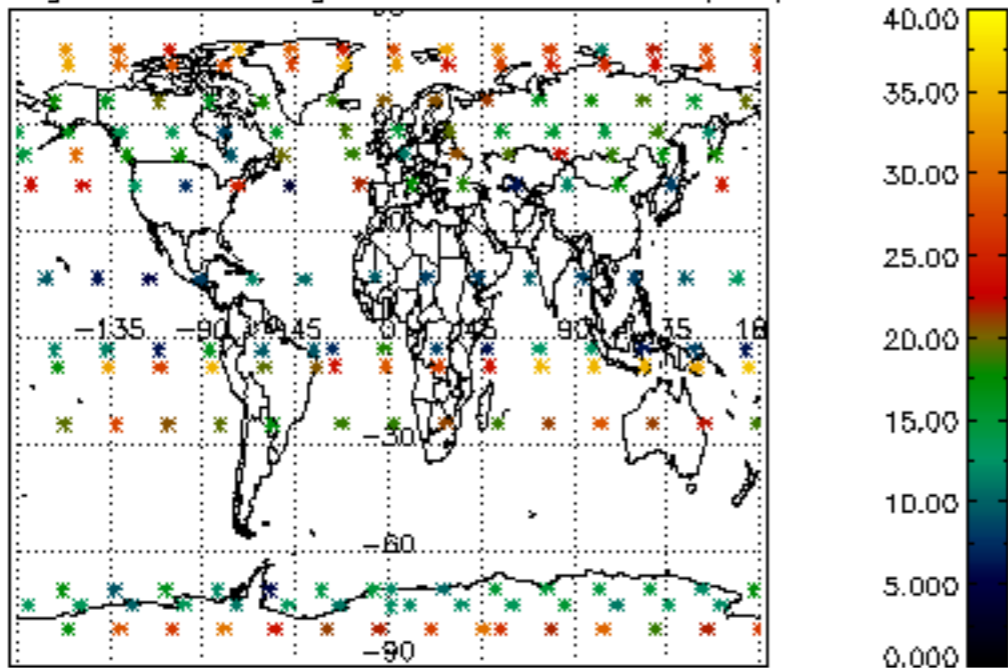
Percentage of cosmic ray hits per profile



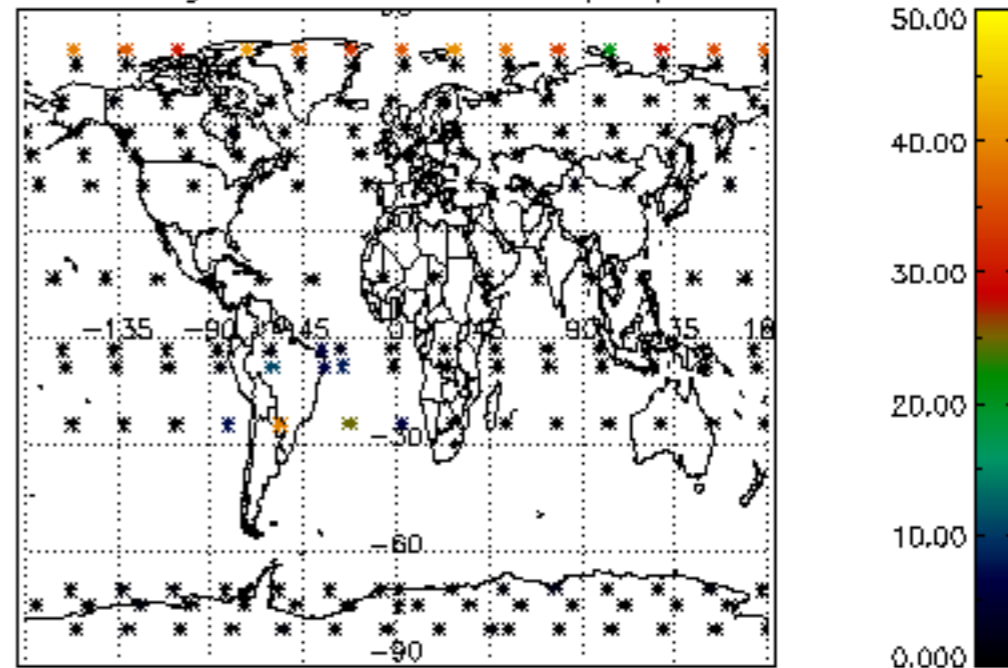
Percentage of datation errors per profile



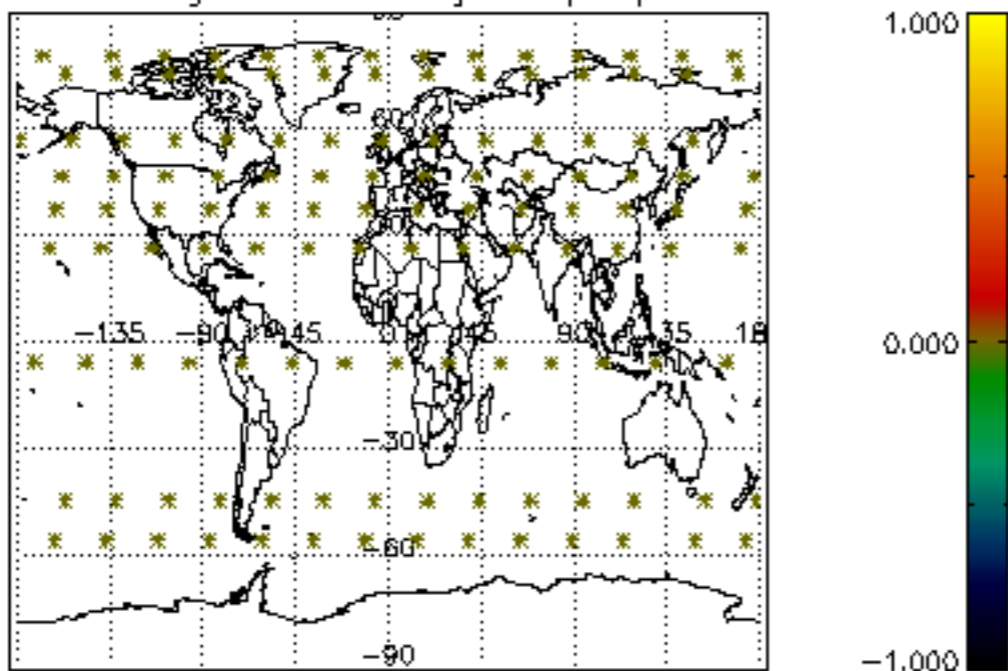
Percentage of star falling outside central band per profile



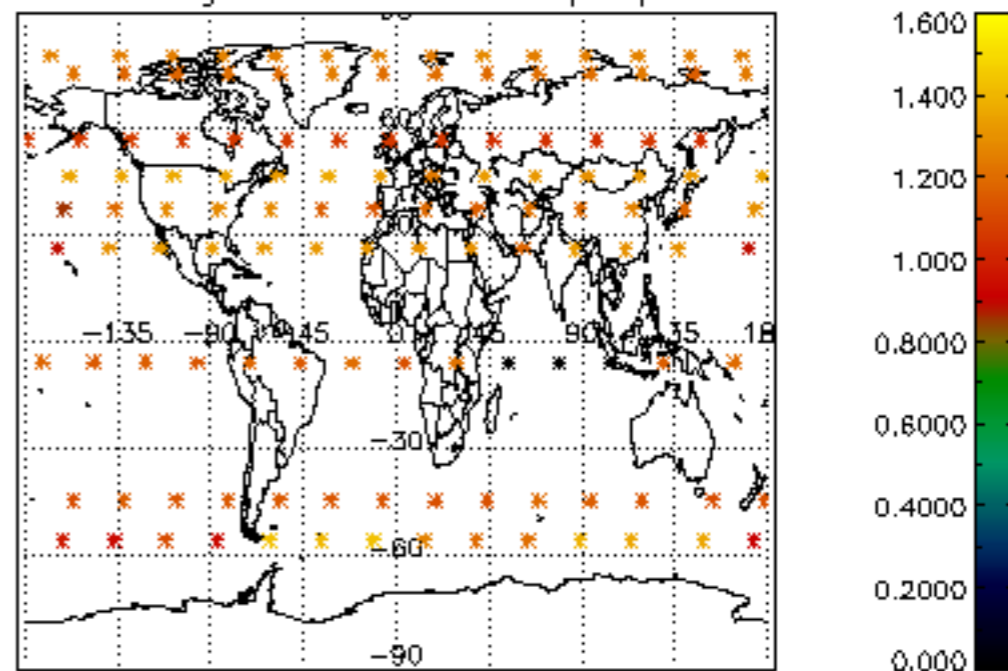
Percentage of saturation errors per profile



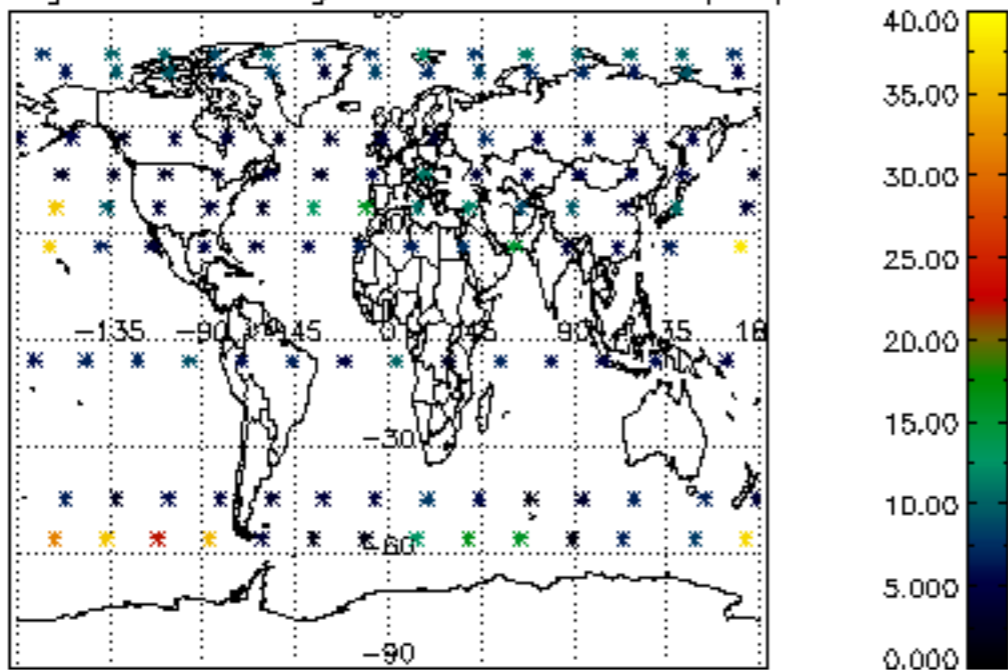
Percentage of cosmic ray hits per profile



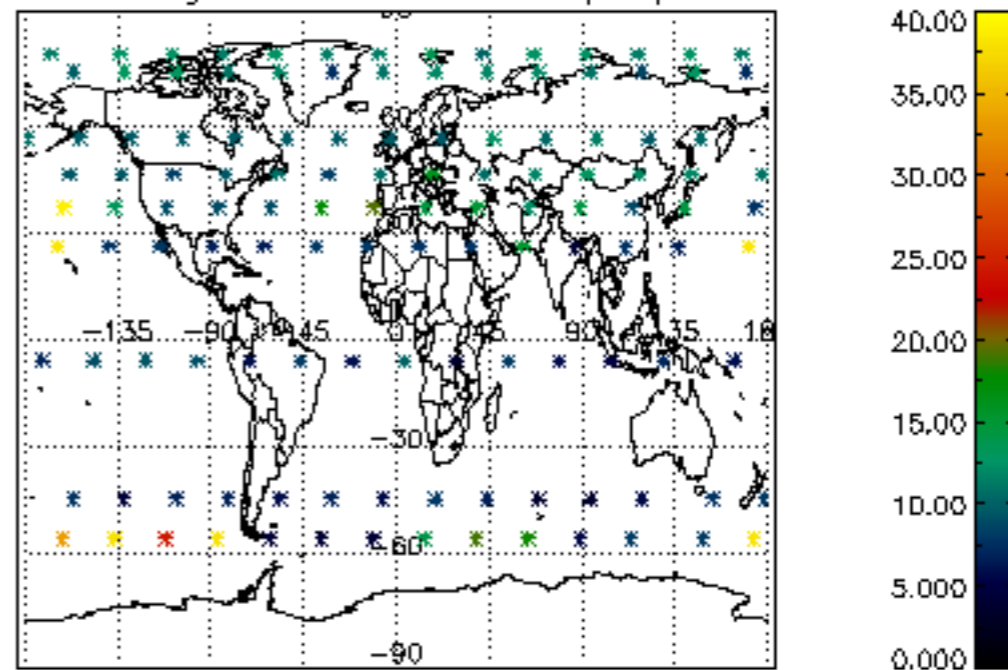
Percentage of datation errors per profile

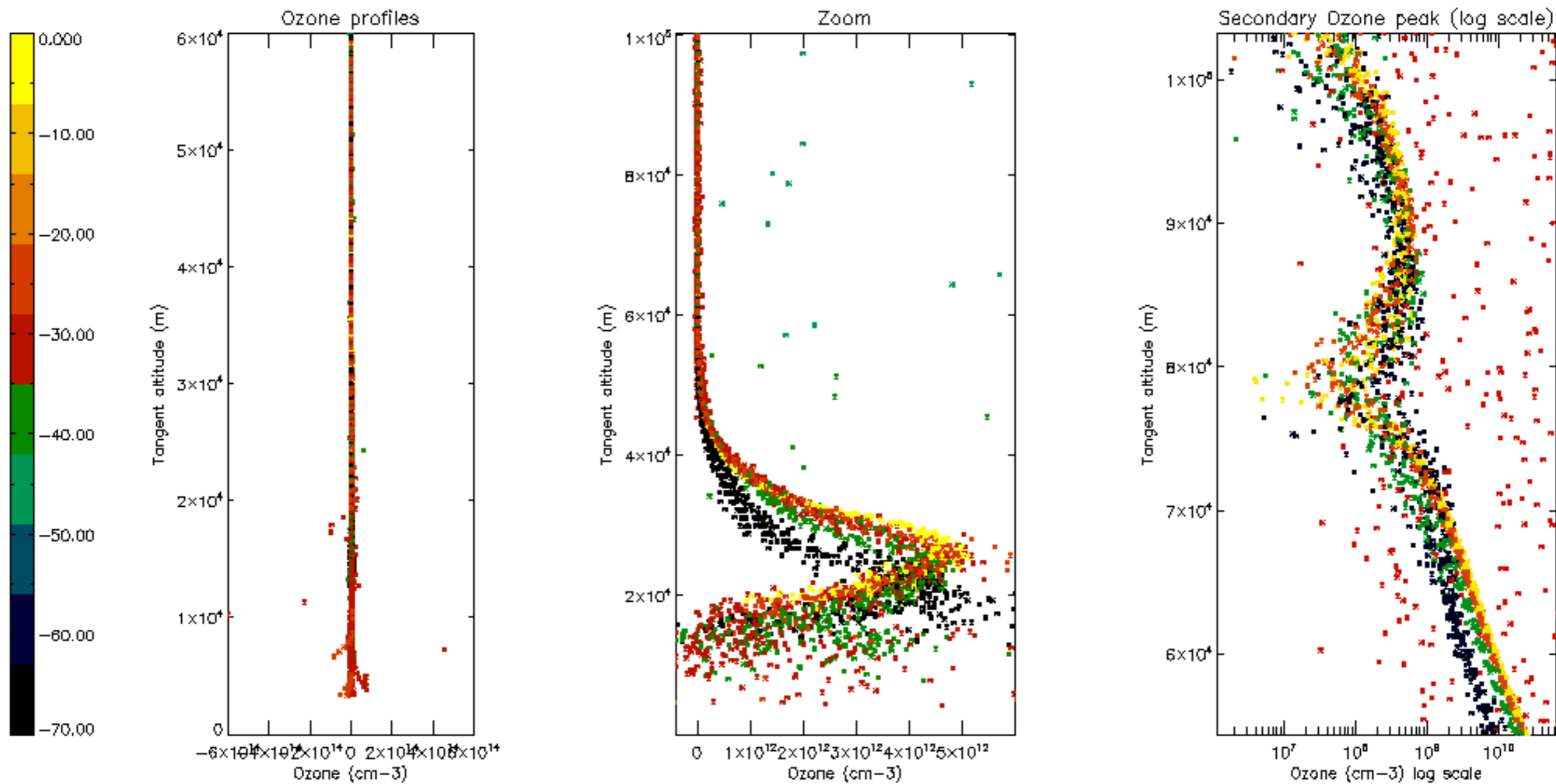


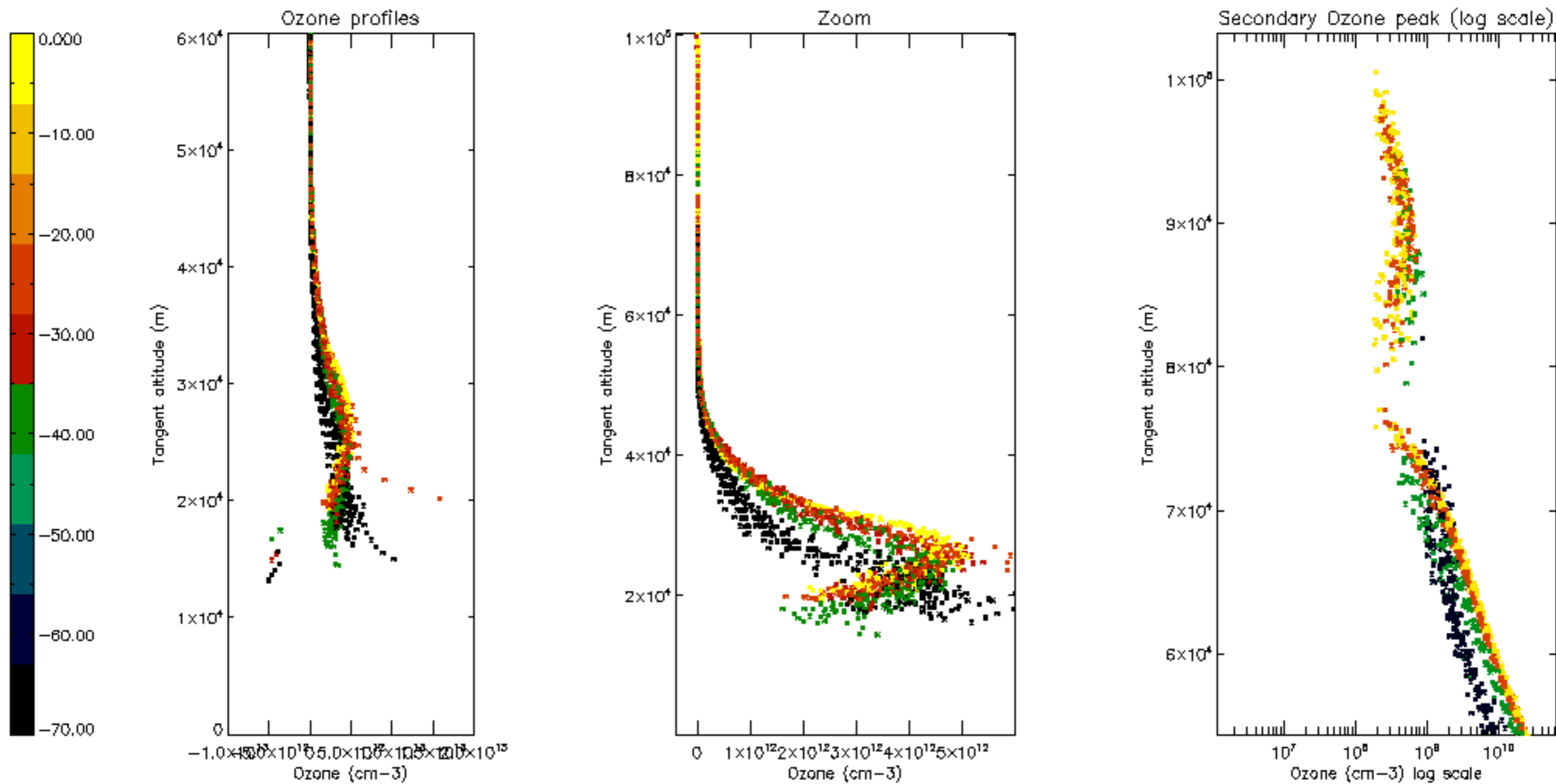
Percentage of star falling outside central band per profile

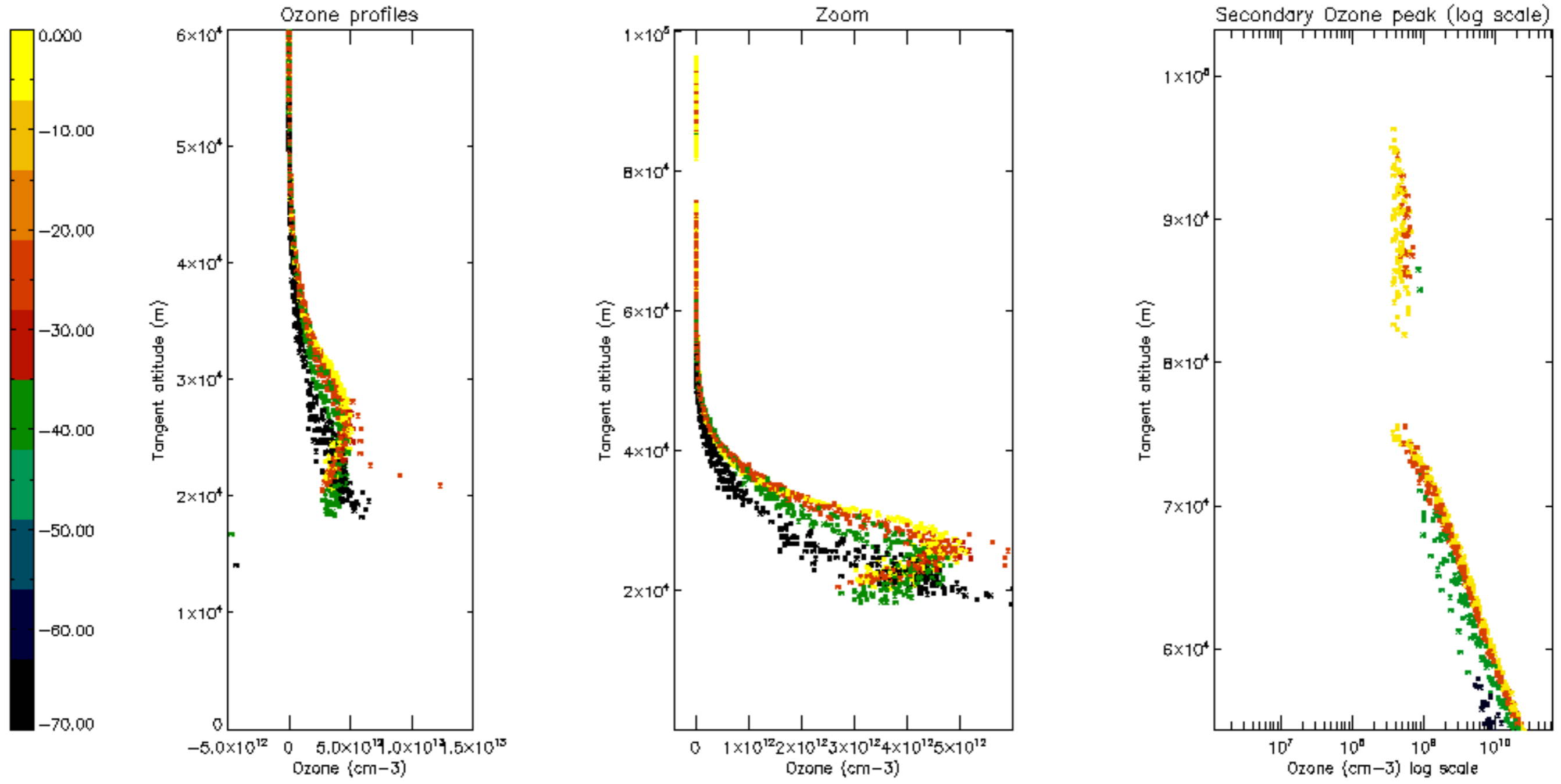


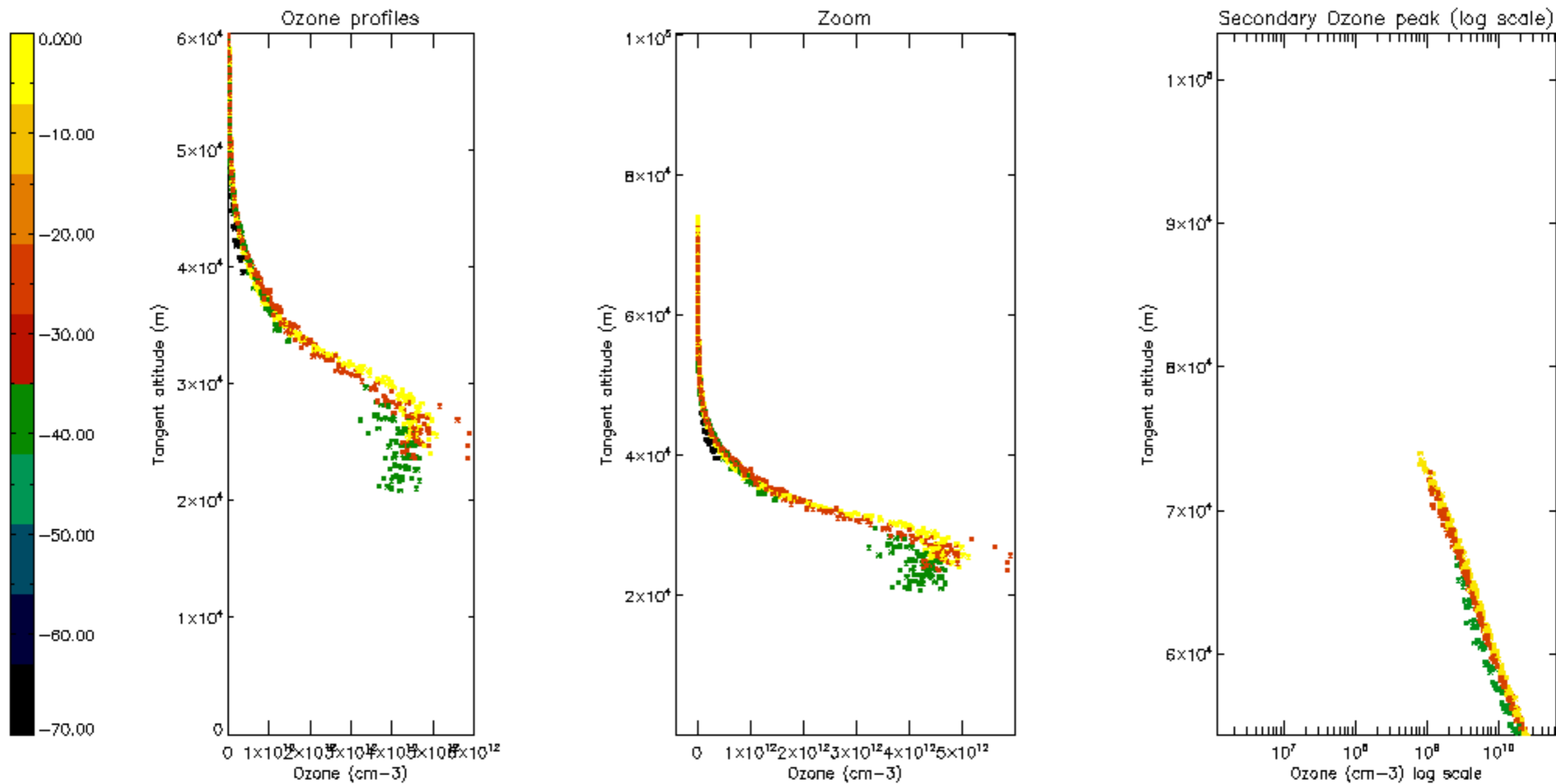
Percentage of saturation errors per profile

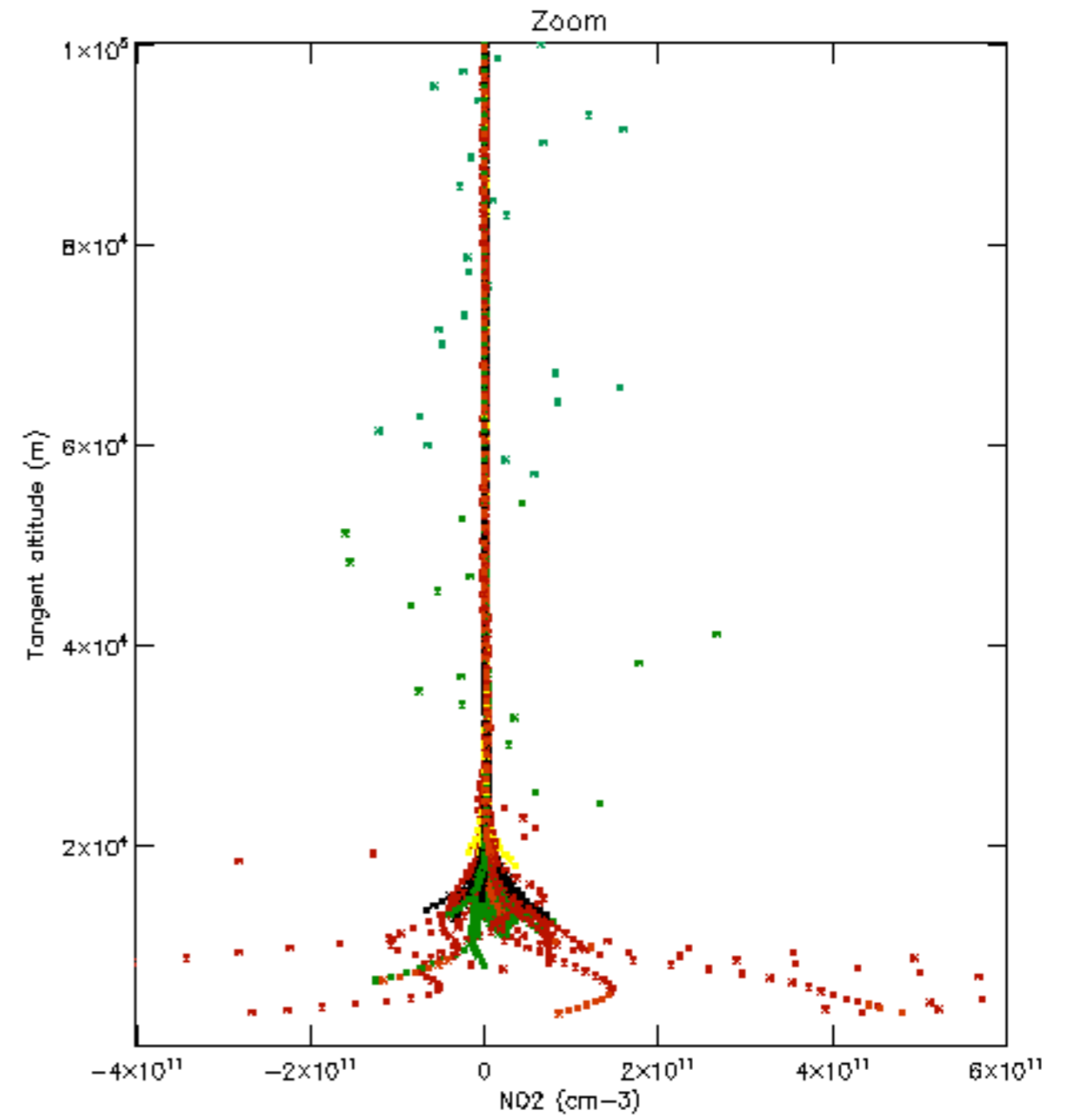
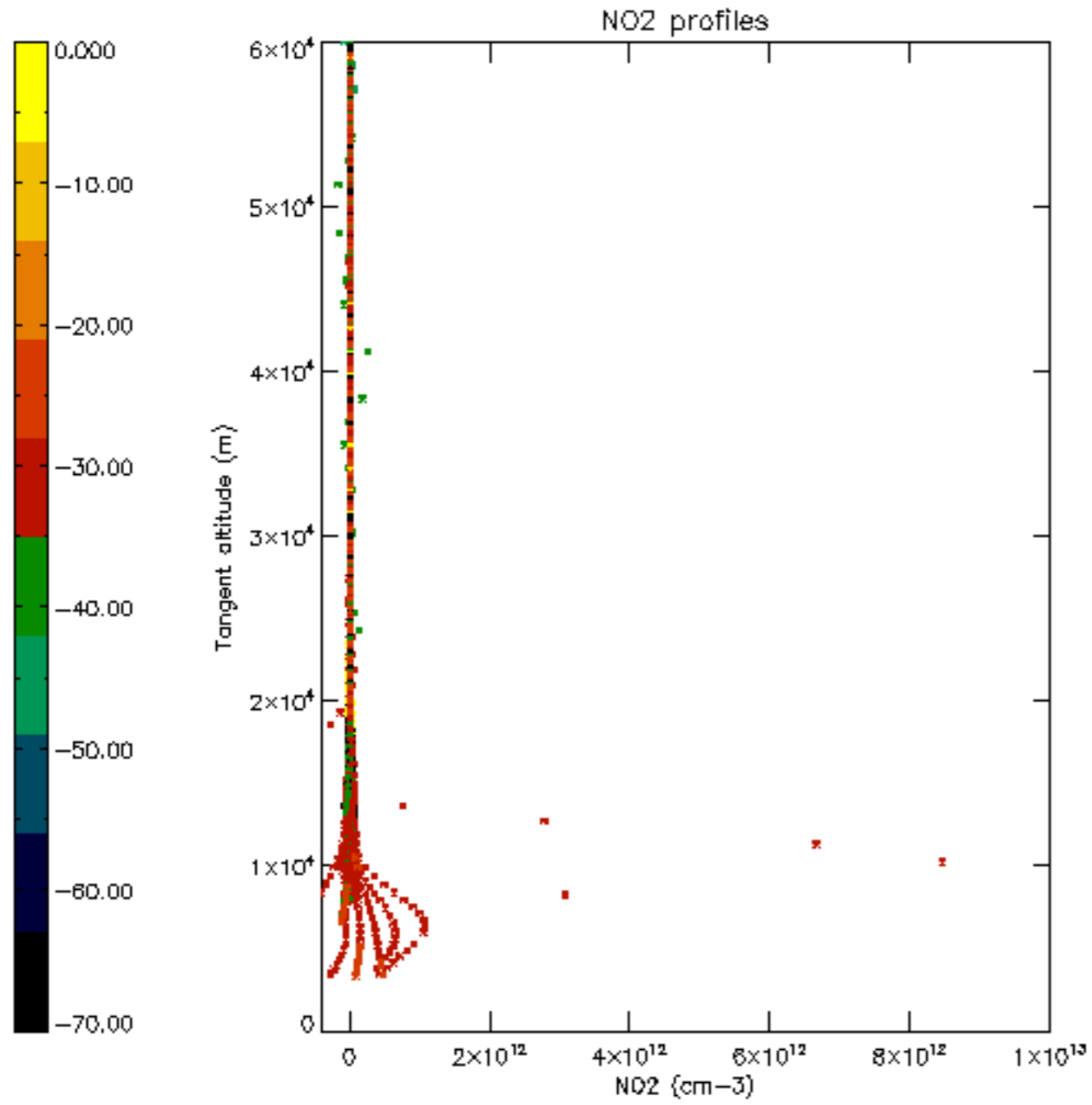


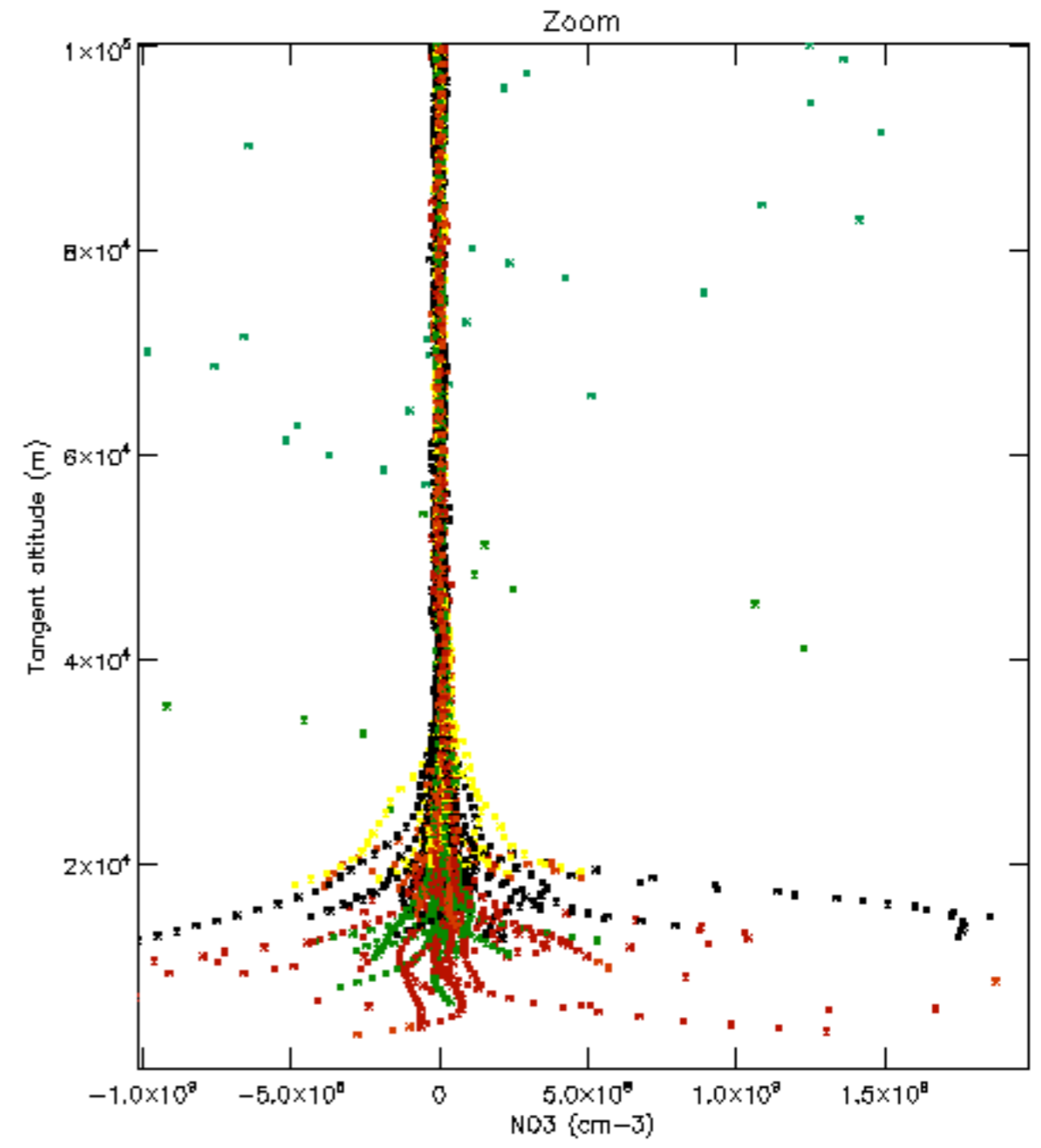
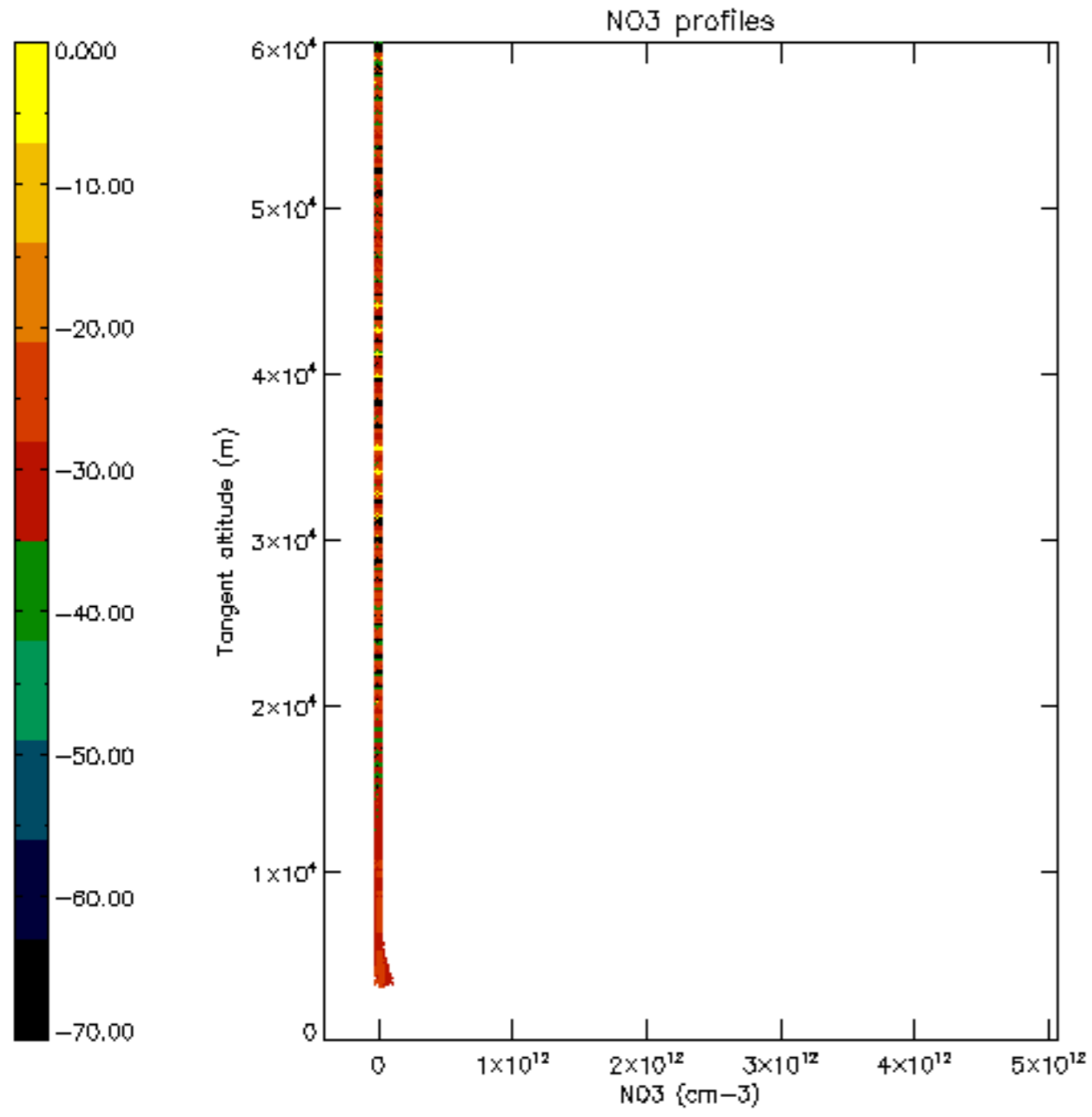


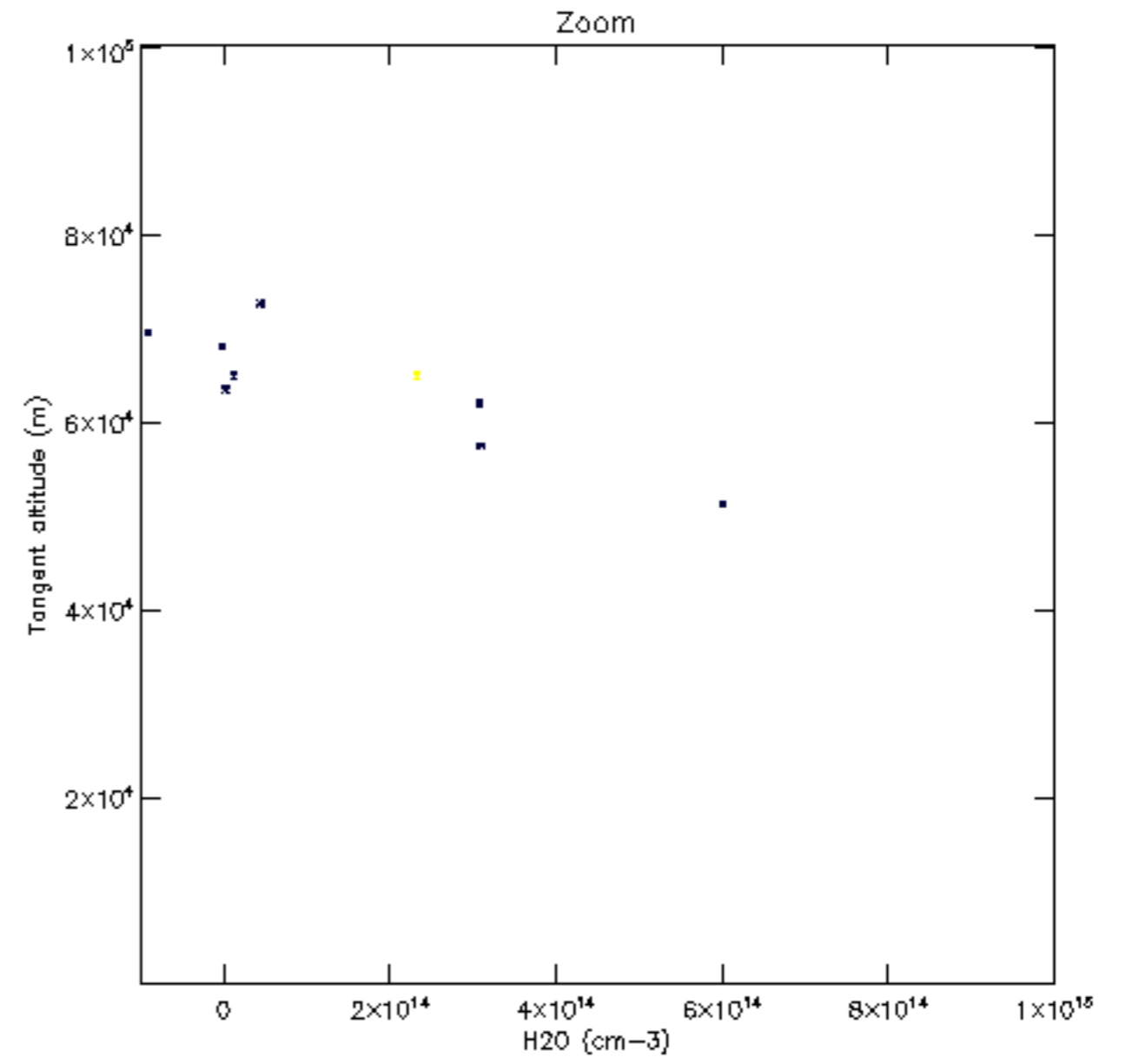
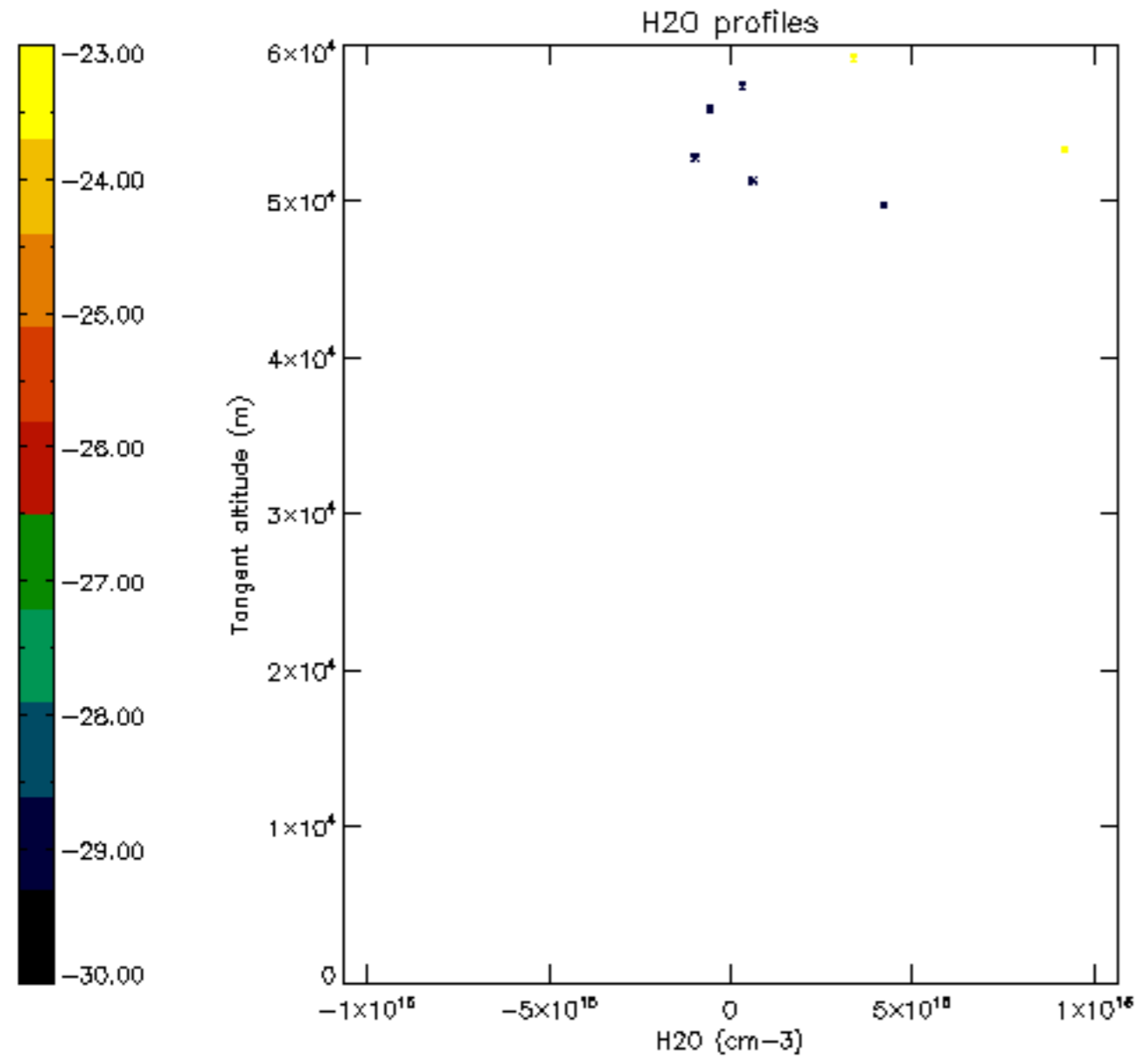


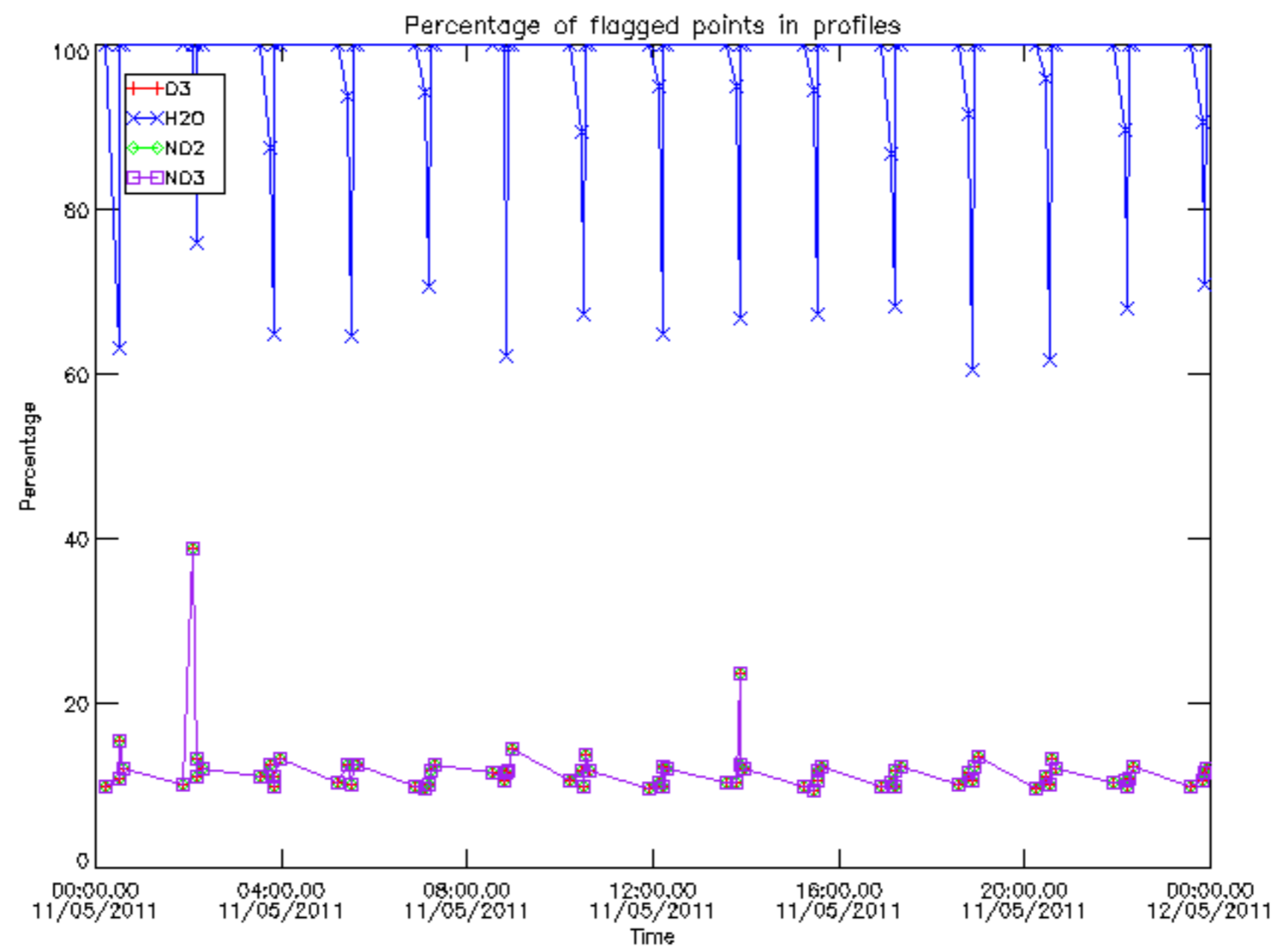




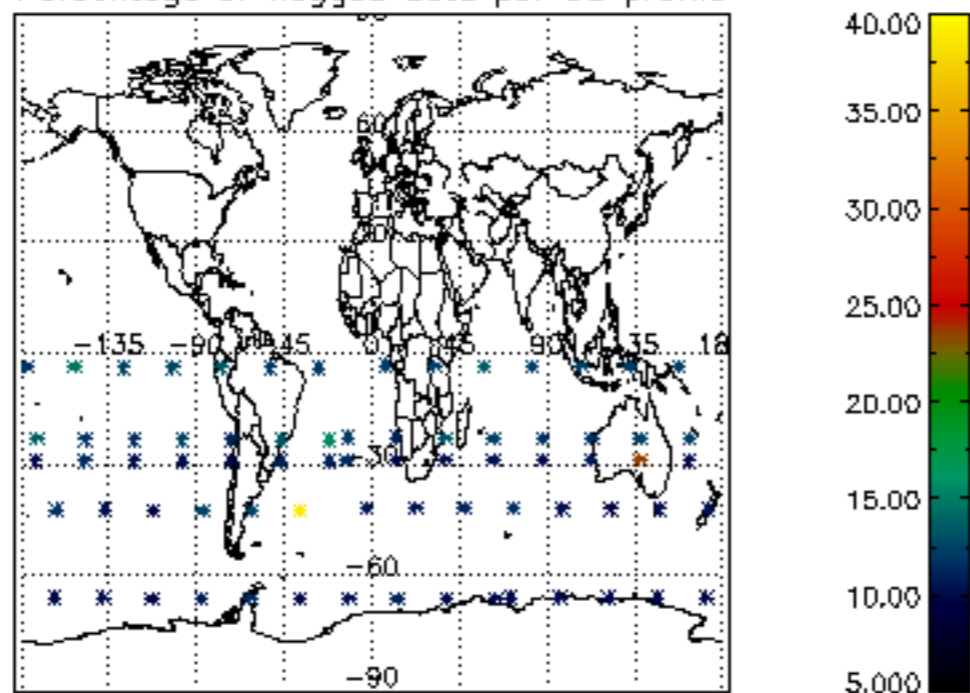




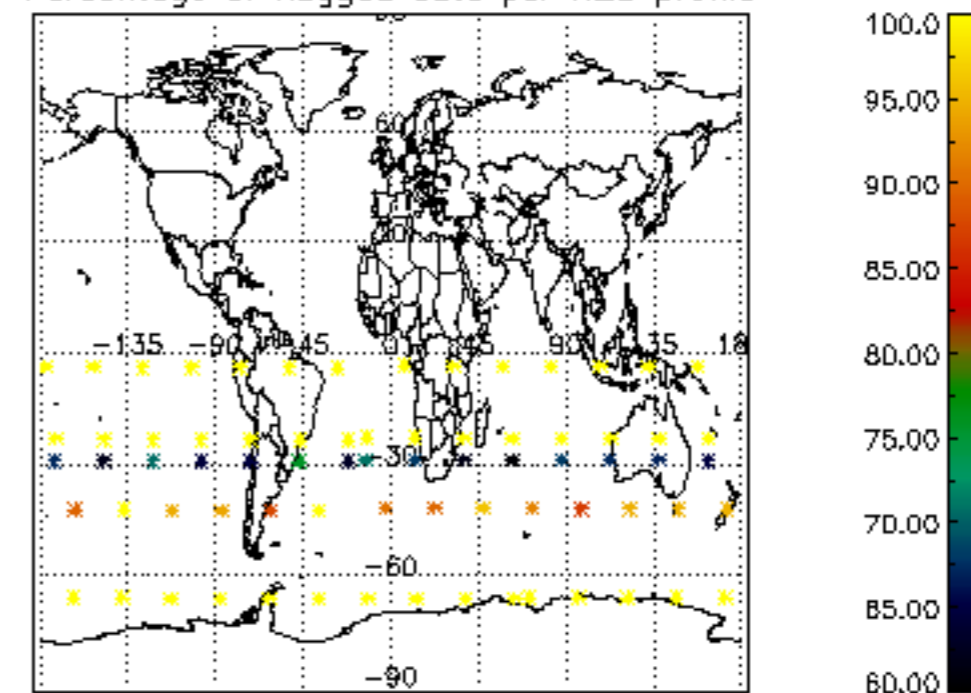




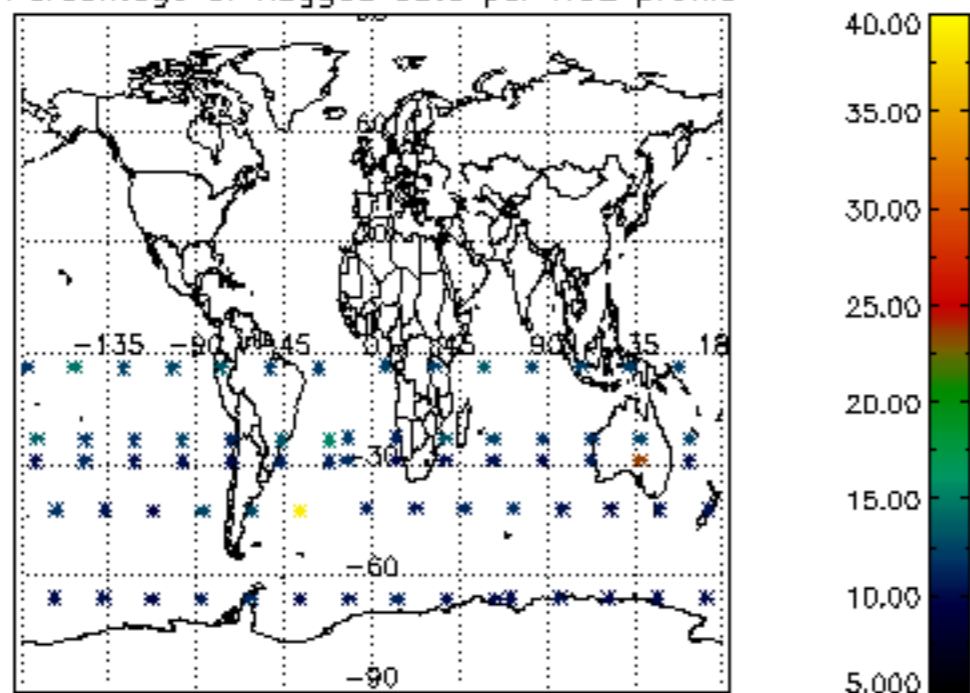
Percentage of flagged data per D3 profile



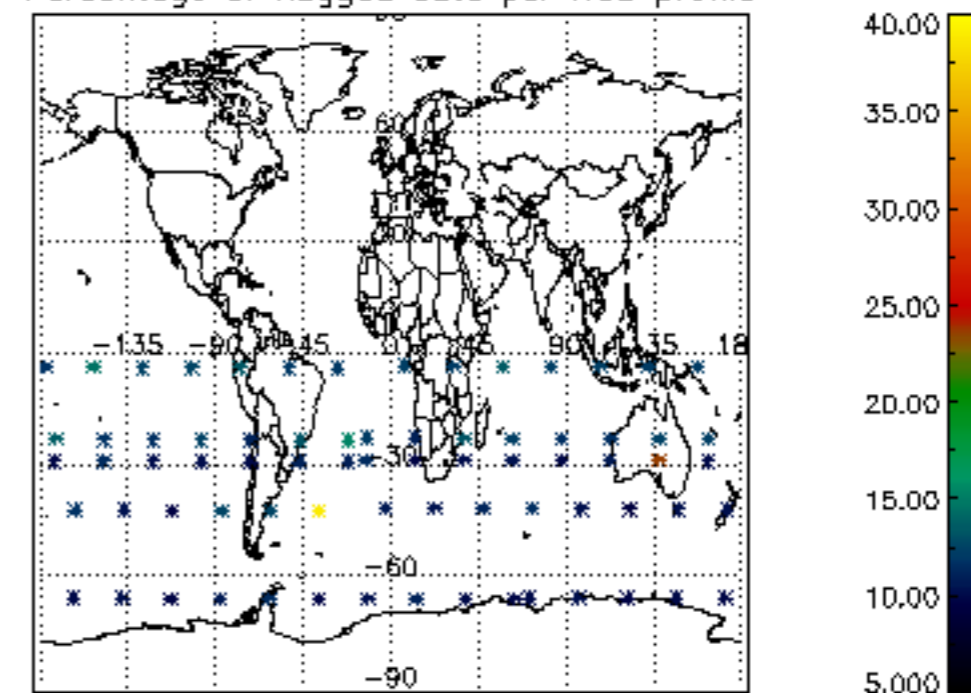
Percentage of flagged data per H2O profile

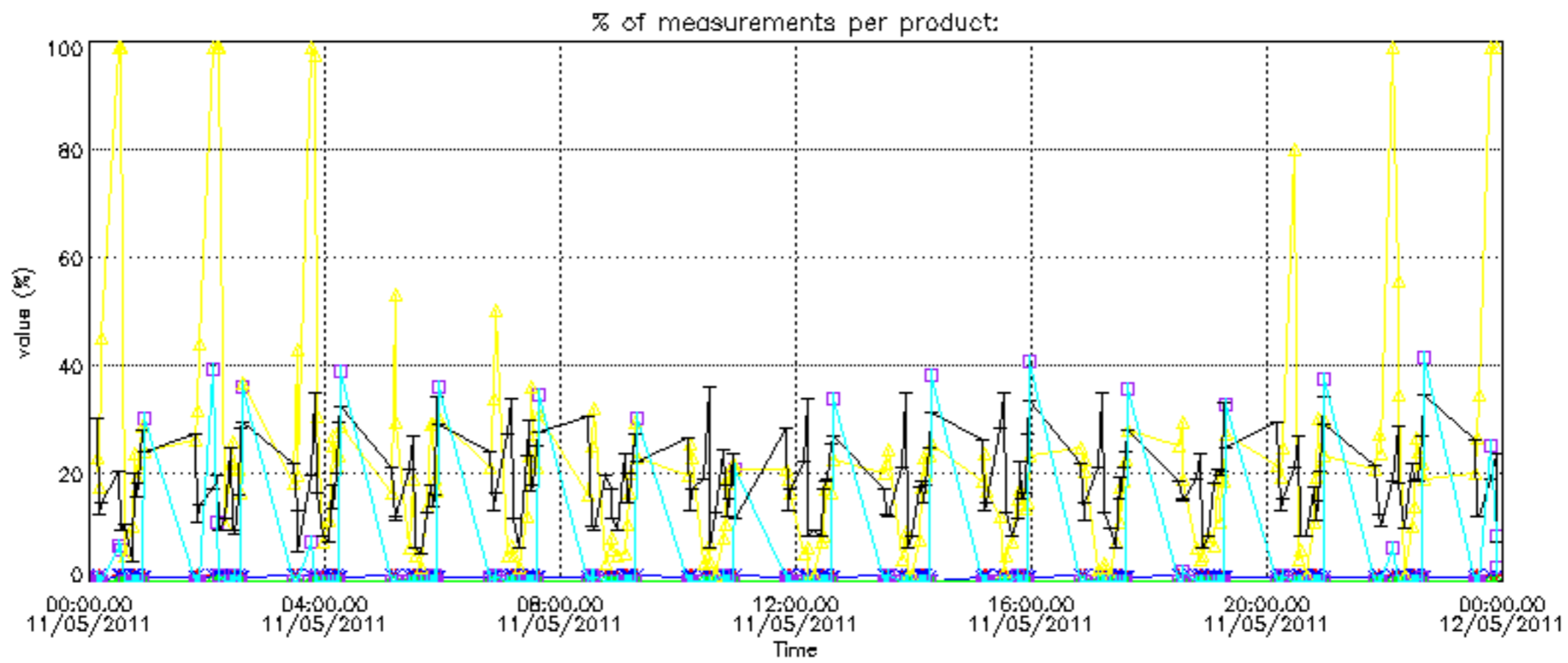


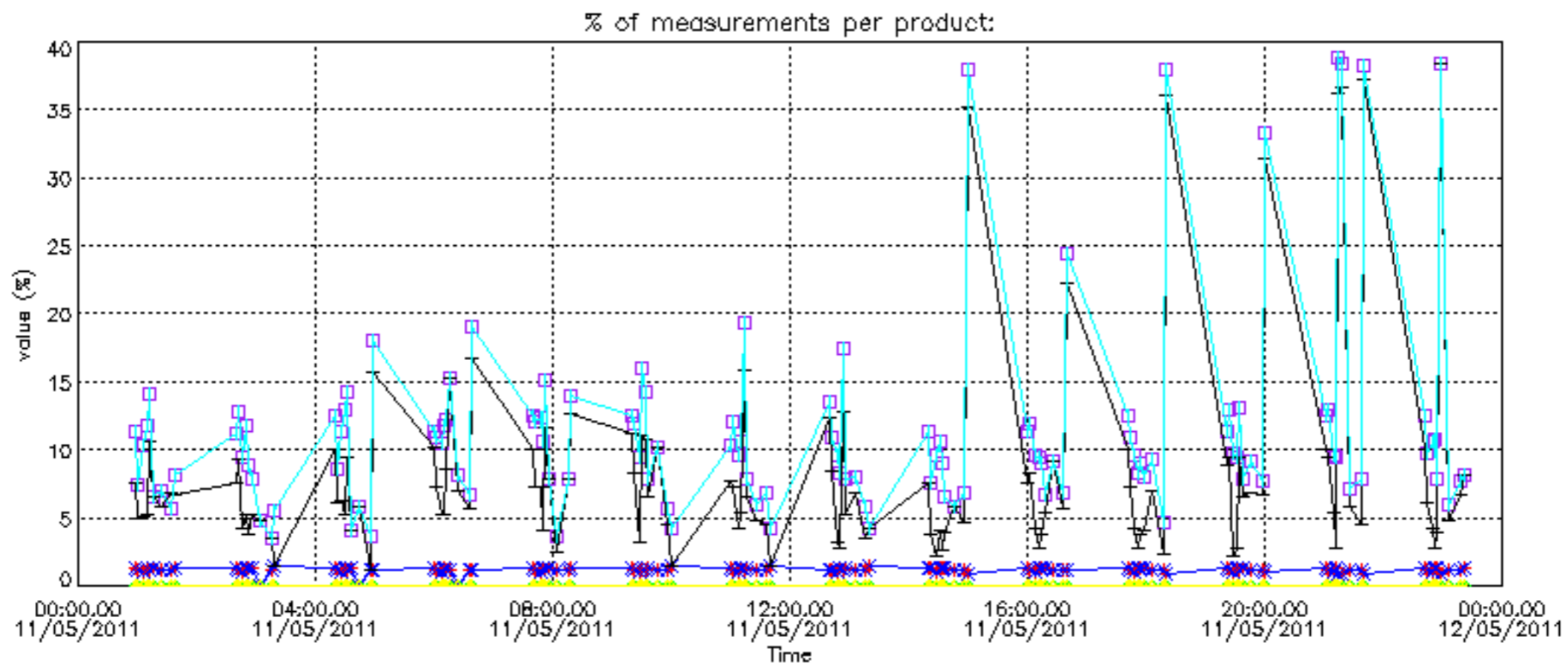
Percentage of flagged data per NO2 profile



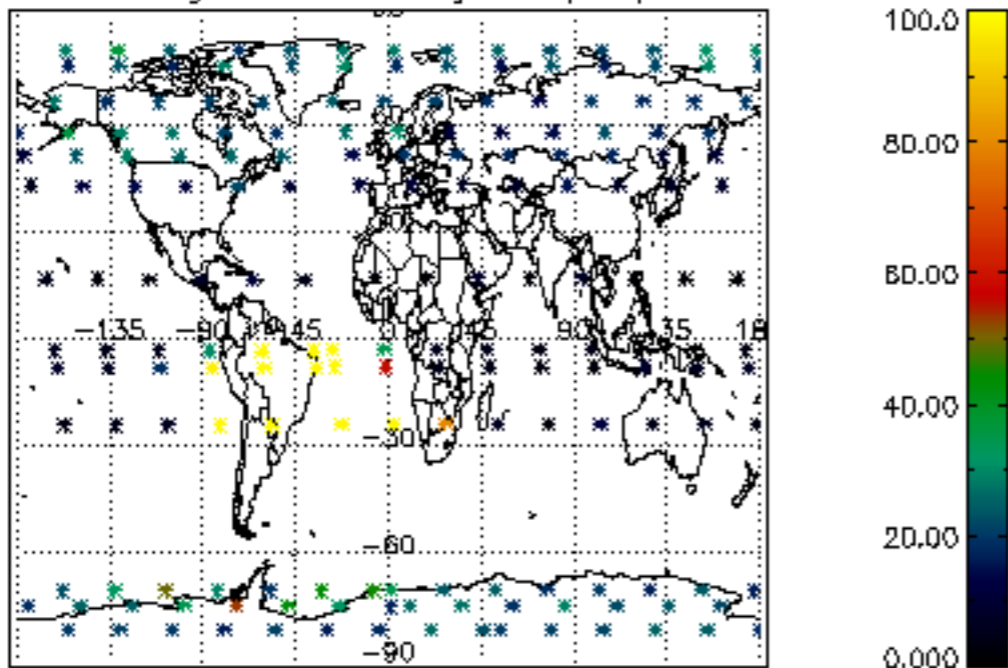
Percentage of flagged data per NO3 profile



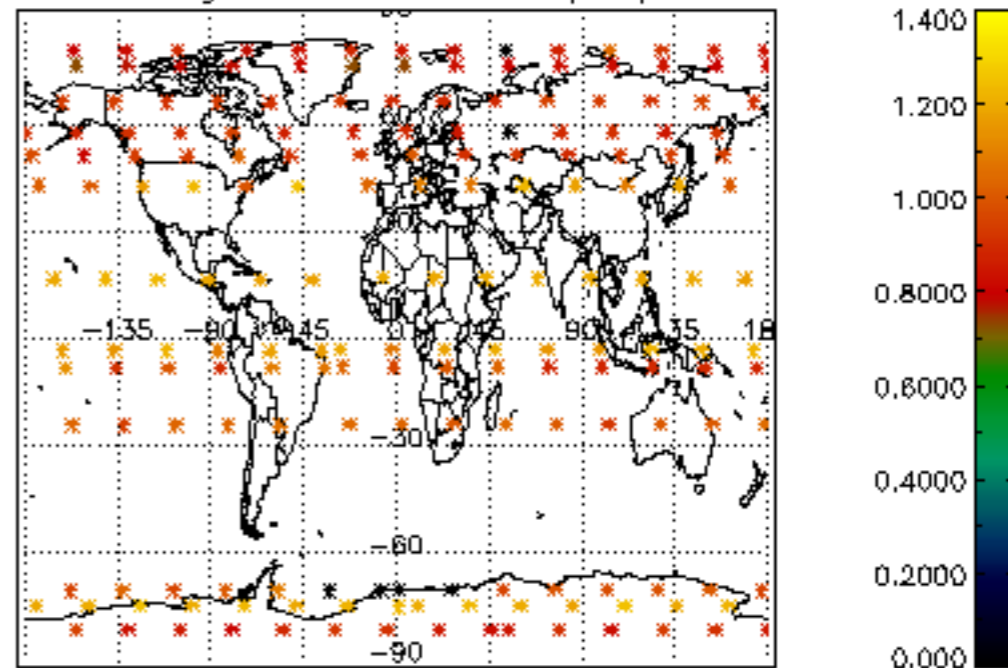




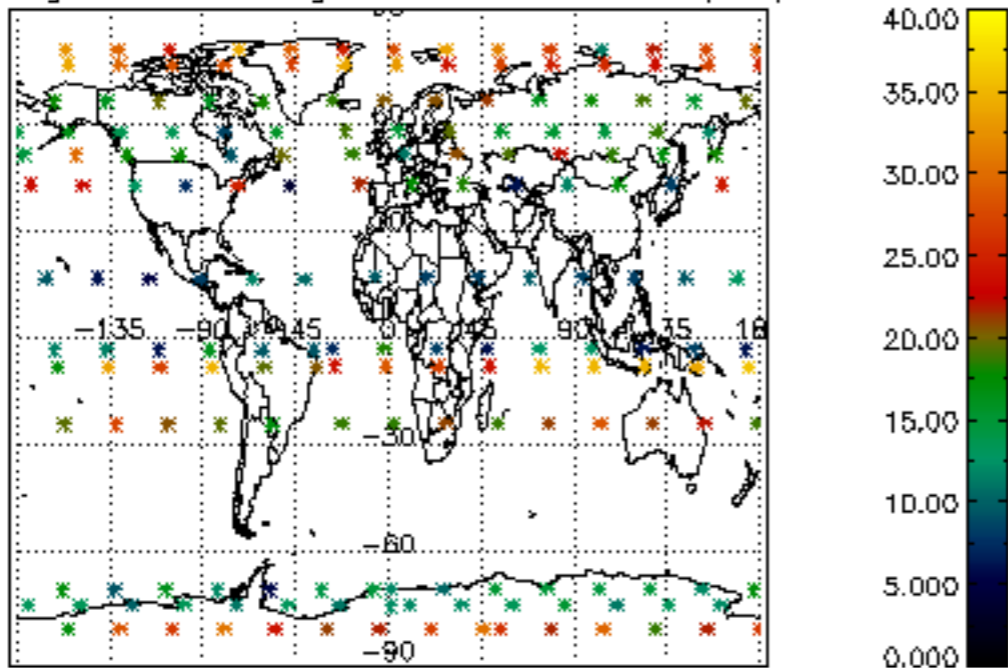
Percentage of cosmic ray hits per profile



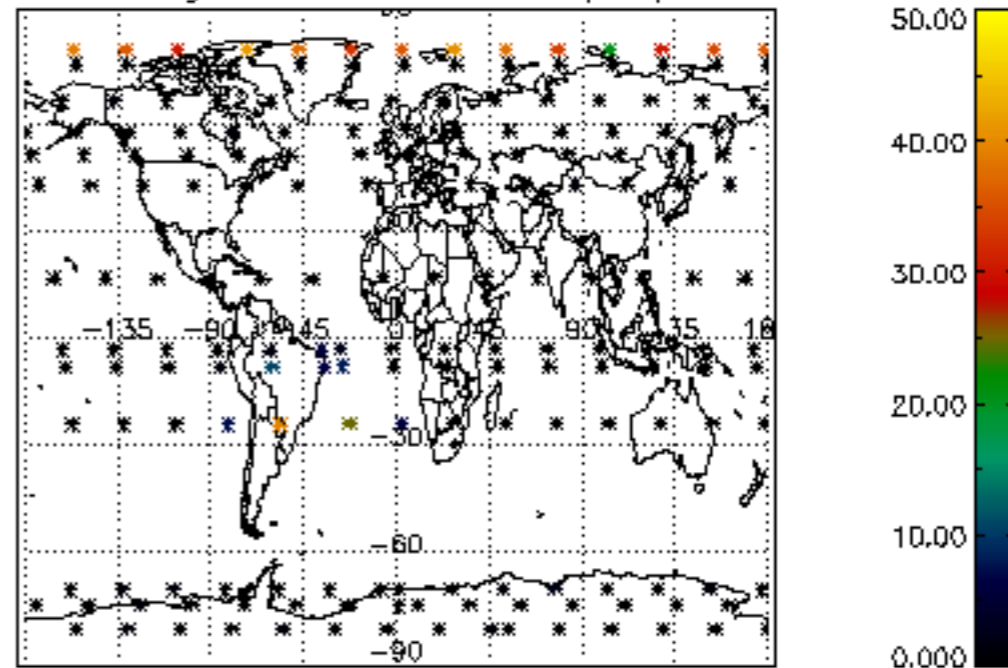
Percentage of datation errors per profile



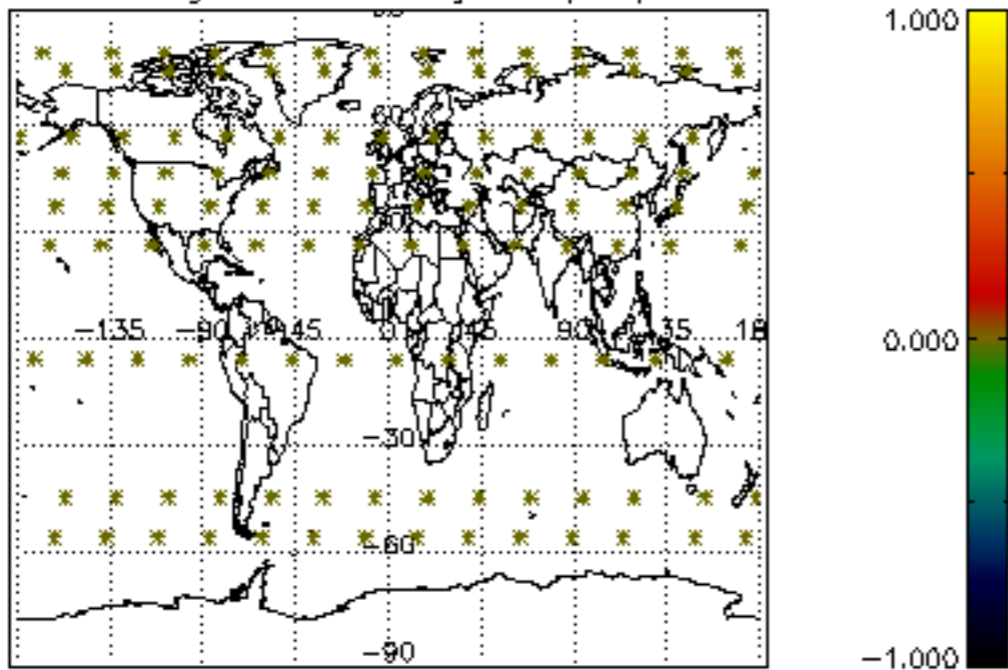
Percentage of star falling outside central band per profile



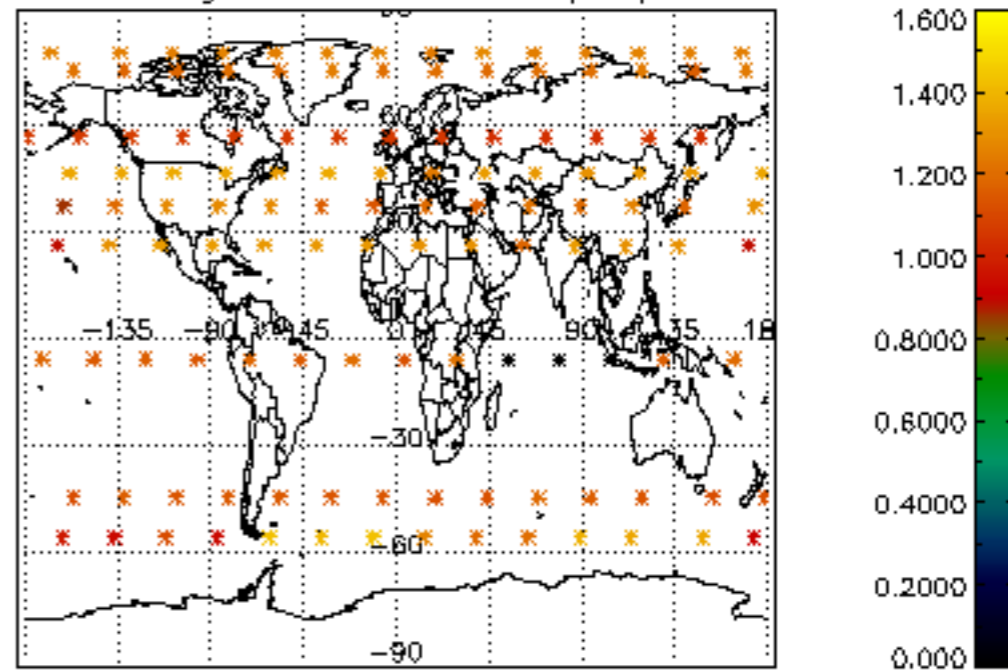
Percentage of saturation errors per profile



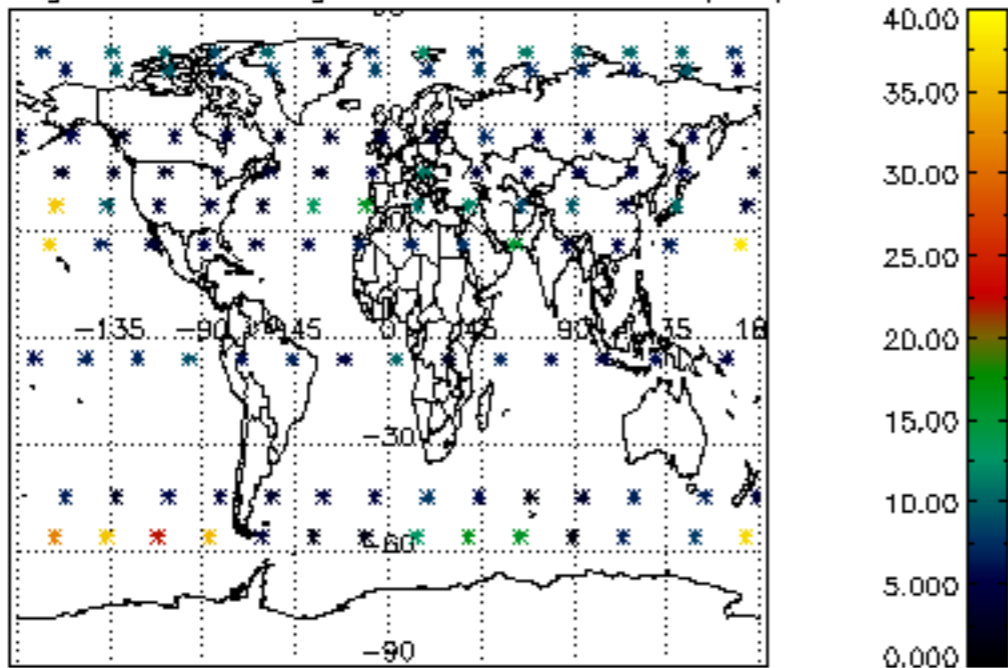
Percentage of cosmic ray hits per profile



Percentage of datation errors per profile



Percentage of star falling outside central band per profile



Percentage of saturation errors per profile

