

GOMOS Level 2 Daily Report

SUMMARY

[1. General Info](#)

[2. Summary of processed GOM_NL_2P products](#)

[3. Level 2 Quality information per product](#)

[3.1 Plot of level 2 quality information per product \(time dependant\)](#)

[3.2 Plot of level 2 quality information per product \(world map\)](#)

[4. Level 1 Quality information per product \(stored on level 2 products\)](#)

[4.1 Plot of level 1 quality information per product \(time dependant\)](#)

[4.1.1 Plot of level 1 quality information per product \(time dependant\): ASCENDING](#)

[4.1.2 Plot of level 1 quality information per product \(time dependant\): DESCENDING](#)

[4.2 Plot of level 1 quality information per product \(world map\)](#)

[4.2.1 Plot of level 1 quality information per product \(world map\): ASCENDING](#)

[4.2.2 Plot of level 1 quality information per product \(world map\): DESCENDING](#)

[5. Ozone profiles based on quality statistics and other trace gas profiles](#)

[5.1 Ozone statistics based on quality of products](#)

[5.2 Plot ozone profiles for all STD \(dark without errors\)](#)

[5.3 Plot ozone profiles where STD < 20% \(dark without errors\)](#)

[5.4. Plot ozone profiles where STD < 10% \(dark without errors\)](#)

[5.5. Plot ozone profiles where STD < 5% \(dark without errors\)](#)

[5.6 Plot NO2 profiles for all STD \(dark without errors\)](#)

[5.7 Plot NO3 profiles for all STD \(dark without errors\)](#)

[5.8 Plot H2O profiles \(only for occultations of stars 1,2,3,4,13,14,16,26,63 dark without errors\) for all STD](#)

[6. Auxiliary Data Files used for the production reported in section 2](#)

This report presents the daily analysis on parameters extracted from GOMOS level 2 data (GOM_NL__2P). It is intended to monitor some important parameters that will impact the quality of these products. A list of level 2 products (and content) that have arrived during the reporting day to the PCF is also given.

Item	Value
Time of report generation	24APR2013 13:07:39
Data source version	GOMOS/6.01
Start time of products	01-05-2011 (01MAY2011 00:00:00)
Stop time of products	02-05-2011 (02MAY2011 00:00:00)
Store outputs in DB	Yes
Nb of level 2 prods	278
Nb of prods with errors	0

2. Summary of processed GOM_NL__2P products.

Nr	Filename	UTC Start time	Limb	Duration	Star Id	Star Name	Star Mag	Star Temp	Nb Meas	Orbit	Prod. error
1	GOM_NL__2PRFIN20110501_000912_000000433102_00074_47933_0504.N1	01-MAY-2011 00:09:12	Straylight	43.000	141	Bet Ara	2.8400	4600.0	86	47933	No
2	GOM_NL__2PRFIN20110501_001105_000000643102_00074_47933_0505.N1	01-MAY-2011 00:11:05	Straylight	64.000	40	The Sco	1.8590	7100.0	128	47933	No
3	GOM_NL__2PRFIN20110501_001249_000000613102_00074_47933_0506.N1	01-MAY-2011 00:12:49	Straylight	60.500	25	35Lam Sco	1.6200	28000.	121	47933	No
4	GOM_NL__2PRFIN20110501_001555_000000603102_00074_47933_0507.N1	01-MAY-2011 00:15:55	Straylight	60.000	75	26Eps Sco	2.2910	4250.0	120	47933	No
5	GOM_NL__2PRFIN20110501_001937_000000723102_00074_47933_0508.N1	01-MAY-2011 00:19:37	Twilight	71.500	16	21Alp Sco	1.0200	3000.0	143	47933	No
6	GOM_NL__2PRFIN20110501_002150_000000613102_00074_47933_0509.N1	01-MAY-2011 00:21:50	Twilight	60.500	80	7Del Sco	2.3160	30000.	121	47933	No
7	GOM_NL__2PRFIN20110501_002459_000000443102_00074_47933_0510.N1	01-MAY-2011 00:24:59	Bright	43.500	122	9Alp2Lib	2.7470	9700.0	87	47933	No
8	GOM_NL__2PRFIN20110501_002714_000000473102_00074_47933_0511.N1	01-MAY-2011 00:27:14	Bright	47.000	104	27Bet Lib	2.6140	13100.	94	47933	No
9	GOM_NL__2PRFIN20110501_003537_000000393102_00074_47933_0512.N1	01-MAY-2011 00:35:37	Bright	38.500	111	8Eta Boo	2.6800	6000.0	77	47933	No
10	GOM_NL__2PRFIN20110501_003915_000000463102_00074_47933_0513.N1	01-MAY-2011 00:39:15	Bright	46.000	83		2.3780	11000.	92	47933	No
11	GOM_NL__2PRFIN20110501_004216_000000413102_00074_47933_0514.N1	01-MAY-2011 00:42:16	Bright	40.500	180	27Gam Boo	3.0400	8000.0	81	47933	No
12	GOM_NL__2PRFIN20110501_004435_000000333102_00074_47933_0515.N1	01-MAY-2011 00:44:35	Bright	33.000	39	85Eta UMa	1.8540	24000.	66	47933	No
13	GOM_NL__2PRFIN20110501_005146_000000433102_00074_47933_0516.N1	01-MAY-2011 00:51:46	Bright	42.500	119	14Eta Dra	2.7270	4700.0	85	47933	No
14	GOM_NL__2PRFIN20110501_010204_000000433102_00074_47933_0517.N1	01-MAY-2011 01:02:04	Bright	42.500	89	5Alp Cep	2.4510	8000.0	85	47933	No
15	GOM_NL__2PRFIN20110501_011326_000000473102_00074_47933_0518.N1	01-MAY-2011 01:13:26	Bright	46.500	164	44Eta Peg	2.9480	5400.0	93	47933	No
16	GOM_NL__2PRFIN20110501_011753_000000453102_00074_47933_0519.N1	01-MAY-2011 01:17:53	Twilight	44.500	90	54Alp Peg	2.4870	11000.	89	47933	No
17	GOM_NL__2PRFIN20110501_012212_000000633102_00074_47933_0520.N1	01-MAY-2011 01:22:12	Dark	63.000	61	8Eps Peg	2.1000	3900.0	126	47933	No
18	GOM_NL__2PRFIN20110501_012438_000000543102_00074_47933_0521.N1	01-MAY-2011 01:24:38	Dark	53.500	162	34Alp Aqr	2.9440	5350.0	107	47933	No
19	GOM_NL__2PRFIN20110501_012823_000000623102_00074_47933_0522.N1	01-MAY-2011 01:28:23	Dark	61.500	154	22Bet Aqr	2.8990	5700.0	123	47933	No
20	GOM_NL__2PRFIN20110501_014927_000000453102_00075_47934_0519.N1	01-MAY-2011 01:49:27	Straylight	44.500	141	Bet Ara	2.8400	4600.0	89	47934	No
21	GOM_NL__2PRFIN20110501_015119_000000643102_00075_47934_0520.N1	01-MAY-2011 01:51:19	Straylight	64.000	40	The Sco	1.8590	7100.0	128	47934	No
22	GOM_NL__2PRFIN20110501_015304_000000603102_00075_47934_0521.N1	01-MAY-2011 01:53:04	Straylight	59.500	25	35Lam Sco	1.6200	28000.	119	47934	No
23	GOM_NL__2PRFIN20110501_015609_000000573102_00075_47934_0522.N1	01-MAY-2011 01:56:09	Straylight	56.500	75	26Eps Sco	2.2910	4250.0	113	47934	No
24	GOM_NL__2PRFIN20110501_015951_000000783102_00075_47934_0523.N1	01-MAY-2011 01:59:51	Twilight	78.000	16	21Alp Sco	1.0200	3000.0	156	47934	No
25	GOM_NL__2PRFIN20110501_020204_000000643102_00075_47934_0524.N1	01-MAY-2011 02:02:04	Twilight	63.500	80	7Del Sco	2.3160	30000.	127	47934	No
26	GOM_NL__2PRFIN20110501_020513_000000463102_00075_47934_0525.N1	01-MAY-2011 02:05:13	Bright	46.000	122	9Alp2Lib	2.7470	9700.0	92	47934	No
27	GOM_NL__2PRFIN20110501_020728_000000493102_00075_47934_0526.N1	01-MAY-2011 02:07:28	Bright	48.500	104	27Bet Lib	2.6140	13100.	97	47934	No
28	GOM_NL__2PRFIN20110501_021551_000000503102_00075_47934_0527.N1	01-MAY-2011 02:15:51	Bright	49.500	111	8Eta Boo	2.6800	6000.0	99	47934	No
29	GOM_NL__2PRFIN20110501_021929_000000463102_00075_47934_0528.N1	01-MAY-2011 02:19:29	Bright	45.500	83		2.3780	11000.	91	47934	No
30	GOM_NL__2PRFIN20110501_022130_000000263102_00075_47934_0529.N1	01-MAY-2011 02:21:30	Twilight	26.000	67	5Alp CrB	2.2210	11000.	52	47934	No
31	GOM_NL__2PRFIN20110501_022229_000000613102_00075_47934_0530.N1	01-MAY-2011 02:22:29	Bright	61.000	180	27Gam Boo	3.0400	8000.0	122	47934	No
32	GOM_NL__2PRFIN20110501_023159_000000443102_00075_47934_0531.N1	01-MAY-2011 02:31:59	Bright	44.000	119	14Eta Dra	2.7270	4700.0	88	47934	No
33	GOM_NL__2PRFIN20110501_024218_000000423102_00075_47934_0532.N1	01-MAY-2011 02:42:18	Bright	42.000	89	5Alp Cep	2.4510	8000.0	84	47934	No
34	GOM_NL__2PRFIN20110501_025340_000000463102_00075_47934_0533.N1	01-MAY-2011 02:53:40	Bright	46.000	164	44Eta Peg	2.9480	5400.0	92	47934	No
35	GOM_NL__2PRFIN20110501_025807_000000483102_00075_47934_0534.N1	01-MAY-2011 02:58:07	Twilight	47.500	90	54Alp Peg	2.4870	11000.	95	47934	No
36	GOM_NL__2PRFIN20110501_030227_000000703102_00075_47934_0535.N1	01-MAY-2011 03:02:27	Dark	70.000	61	8Eps Peg	2.1000	3900.0	140	47934	No
37	GOM_NL__2PRFIN20110501_030453_000000553102_00075_47934_0536.N1	01-MAY-2011 03:04:53	Dark	54.500	162	34Alp Aqr	2.9440	5350.0	109	47934	No
38	GOM_NL__2PRFIN20110501_030839_000000613102_00075_47934_0537.N1	01-MAY-2011 03:08:39	Dark	61.000	154	22Bet Aqr	2.8990	5700.0	122	47934	No
39	GOM_NL__2PRFIN20110501_031511_000000423102_00075_47934_0538.N1	01-MAY-2011 03:15:11	Dark	41.500	172	Gam Gru	3.0030	13100.	83	47934	No
40	GOM_NL__2PRFIN20110501_032942_000000493102_00076_47935_0530.N1	01-MAY-2011 03:29:42	Straylight	48.500	141	Bet Ara	2.8400	4600.0	97	47935	No
41	GOM_NL__2PRFIN20110501_033135_000000593102_00076_47935_0531.N1	01-MAY-2011 03:31:35	Straylight	58.500	40	The Sco	1.8590	7100.0	117	47935	No
42	GOM_NL__2PRFIN20110501_033319_000000643102_00076_47935_0532.N1	01-MAY-2011 03:33:19	Straylight	63.500	25	35Lam Sco	1.6200	28000.	127	47935	No

43	GOM_NL__2PRFIN20110501_033624_000000623102_00076_47935_0533.N1	01-MAY-2011 03:36:24	Straylight	61.500	75	26Eps Sco	2.2910	4250.0	123	47935	No
44	GOM_NL__2PRFIN20110501_034006_000000753102_00076_47935_0534.N1	01-MAY-2011 03:40:06	Twilight	75.000	16	21Alp Sco	1.0200	3000.0	150	47935	No
45	GOM_NL__2PRFIN20110501_034219_000000603102_00076_47935_0535.N1	01-MAY-2011 03:42:19	Twilight	60.000	80	7Del Sco	2.3160	30000.	120	47935	No
46	GOM_NL__2PRFIN20110501_034527_000000443102_00076_47935_0536.N1	01-MAY-2011 03:45:27	Bright	43.500	122	9Alp2Lib	2.7470	9700.0	87	47935	No
47	GOM_NL__2PRFIN20110501_034742_000000473102_00076_47935_0537.N1	01-MAY-2011 03:47:42	Bright	47.000	104	27Bet Lib	2.6140	13100.	94	47935	No
48	GOM_NL__2PRFIN20110501_035605_000000393102_00076_47935_0538.N1	01-MAY-2011 03:56:05	Bright	39.000	111	8Eta Boo	2.6800	6000.0	78	47935	No
49	GOM_NL__2PRFIN20110501_035942_000000473102_00076_47935_0539.N1	01-MAY-2011 03:59:42	Bright	47.000	83		2.3780	11000.	94	47935	No
50	GOM_NL__2PRFIN20110501_040143_000000263102_00076_47935_0540.N1	01-MAY-2011 04:01:43	Twilight	26.000	67	5Alp CrB	2.2210	11000.	52	47935	No
51	GOM_NL__2PRFIN20110501_040243_000000413102_00076_47935_0541.N1	01-MAY-2011 04:02:43	Bright	40.500	180	27Gam Boo	3.0400	8000.0	81	47935	No
52	GOM_NL__2PRFIN20110501_041212_000000443102_00076_47935_0542.N1	01-MAY-2011 04:12:12	Bright	44.000	119	14Eta Dra	2.7270	4700.0	88	47935	No
53	GOM_NL__2PRFIN20110501_042232_000000433102_00076_47935_0543.N1	01-MAY-2011 04:22:32	Bright	42.500	89	5Alp Cep	2.4510	8000.0	85	47935	No
54	GOM_NL__2PRFIN20110501_043354_000000483102_00076_47935_0544.N1	01-MAY-2011 04:33:54	Bright	48.000	164	44Eta Peg	2.9480	5400.0	96	47935	No
55	GOM_NL__2PRFIN20110501_043821_000000453102_00076_47935_0545.N1	01-MAY-2011 04:38:21	Twilight	45.000	90	54Alp Peg	2.4870	11000.	90	47935	No
56	GOM_NL__2PRFIN20110501_044242_000000693102_00076_47935_0546.N1	01-MAY-2011 04:42:42	Dark	69.000	61	8Eps Peg	2.1000	3900.0	138	47935	No
57	GOM_NL__2PRFIN20110501_044508_000000583102_00076_47935_0547.N1	01-MAY-2011 04:45:08	Dark	57.500	162	34Alp Aqr	2.9440	5350.0	115	47935	No
58	GOM_NL__2PRFIN20110501_044854_000000653102_00076_47935_0548.N1	01-MAY-2011 04:48:54	Dark	64.500	154	22Bet Aqr	2.8990	5700.0	129	47935	No
59	GOM_NL__2PRFIN20110501_045526_000000443102_00076_47935_0549.N1	01-MAY-2011 04:55:26	Dark	43.500	172	Gam Gru	3.0030	13100.	87	47935	No
60	GOM_NL__2PRFIN20110501_050957_000000523102_00077_47936_0544.N1	01-MAY-2011 05:09:57	Straylight	52.000	141	Bet Ara	2.8400	4600.0	104	47936	No
61	GOM_NL__2PRFIN20110501_051150_000000513102_00077_47936_0545.N1	01-MAY-2011 05:11:50	Straylight	50.500	40	The Sco	1.8590	7100.0	101	47936	No
62	GOM_NL__2PRFIN20110501_051334_000000613102_00077_47936_0546.N1	01-MAY-2011 05:13:34	Straylight	61.000	25	35Lam Sco	1.6200	28000.	122	47936	No
63	GOM_NL__2PRFIN20110501_051639_000000593102_00077_47936_0547.N1	01-MAY-2011 05:16:39	Straylight	59.000	75	26Eps Sco	2.2910	4250.0	118	47936	No
64	GOM_NL__2PRFIN20110501_052020_000000703102_00077_47936_0548.N1	01-MAY-2011 05:20:20	Twilight	69.500	16	21Alp Sco	1.0200	3000.0	139	47936	No
65	GOM_NL__2PRFIN20110501_052233_000000653102_00077_47936_0549.N1	01-MAY-2011 05:22:33	Twilight	65.000	80	7Del Sco	2.3160	30000.	130	47936	No
66	GOM_NL__2PRFIN20110501_052541_000000433102_00077_47936_0550.N1	01-MAY-2011 05:25:41	Bright	43.000	122	9Alp2Lib	2.7470	9700.0	86	47936	No
67	GOM_NL__2PRFIN20110501_052756_000000493102_00077_47936_0551.N1	01-MAY-2011 05:27:56	Bright	49.000	104	27Bet Lib	2.6140	13100.	98	47936	No
68	GOM_NL__2PRFIN20110501_053619_000000383102_00077_47936_0552.N1	01-MAY-2011 05:36:19	Bright	38.000	111	8Eta Boo	2.6800	6000.0	76	47936	No
69	GOM_NL__2PRFIN20110501_053956_000000433102_00077_47936_0553.N1	01-MAY-2011 05:39:56	Bright	42.500	83		2.3780	11000.	85	47936	No
70	GOM_NL__2PRFIN20110501_054156_000000333102_00077_47936_0554.N1	01-MAY-2011 05:41:56	Twilight	33.000	67	5Alp CrB	2.2210	11000.	66	47936	No
71	GOM_NL__2PRFIN20110501_054256_000000413102_00077_47936_0555.N1	01-MAY-2011 05:42:56	Bright	40.500	180	27Gam Boo	3.0400	8000.0	81	47936	No
72	GOM_NL__2PRFIN20110501_055226_000000443102_00077_47936_0556.N1	01-MAY-2011 05:52:26	Bright	43.500	119	14Eta Dra	2.7270	4700.0	87	47936	No
73	GOM_NL__2PRFIN20110501_060245_000000423102_00077_47936_0557.N1	01-MAY-2011 06:02:45	Bright	41.500	89	5Alp Cep	2.4510	8000.0	83	47936	No
74	GOM_NL__2PRFIN20110501_061409_000000443102_00077_47936_0558.N1	01-MAY-2011 06:14:09	Bright	44.000	164	44Eta Peg	2.9480	5400.0	88	47936	No
75	GOM_NL__2PRFIN20110501_061835_000000473102_00077_47936_0559.N1	01-MAY-2011 06:18:35	Twilight	46.500	90	54Alp Peg	2.4870	11000.	93	47936	No
76	GOM_NL__2PRFIN20110501_062257_000000663102_00077_47936_0560.N1	01-MAY-2011 06:22:57	Dark	66.000	61	8Eps Peg	2.1000	3900.0	132	47936	No
77	GOM_NL__2PRFIN20110501_062523_000000533102_00077_47936_0561.N1	01-MAY-2011 06:25:23	Dark	53.000	162	34Alp Aqr	2.9440	5350.0	106	47936	No
78	GOM_NL__2PRFIN20110501_062909_000000633102_00077_47936_0562.N1	01-MAY-2011 06:29:09	Dark	63.000	154	22Bet Aqr	2.8990	5700.0	126	47936	No
79	GOM_NL__2PRFIN20110501_063540_000000453102_00077_47936_0563.N1	01-MAY-2011 06:35:40	Dark	45.000	172	Gam Gru	3.0030	13100.	90	47936	No
80	GOM_NL__2PRFIN20110501_065011_000000493102_00078_47937_0556.N1	01-MAY-2011 06:50:11	Straylight	49.000	141	Bet Ara	2.8400	4600.0	98	47937	No
81	GOM_NL__2PRFIN20110501_065204_000000633102_00078_47937_0557.N1	01-MAY-2011 06:52:04	Straylight	62.500	40	The Sco	1.8590	7100.0	125	47937	No
82	GOM_NL__2PRFIN20110501_065349_000000653102_00078_47937_0558.N1	01-MAY-2011 06:53:49	Straylight	65.000	25	35Lam Sco	1.6200	28000.	130	47937	No
83	GOM_NL__2PRFIN20110501_065654_000000633102_00078_47937_0559.N1	01-MAY-2011 06:56:54	Straylight	63.000	75	26Eps Sco	2.2910	4250.0	126	47937	No
84	GOM_NL__2PRFIN20110501_070035_000000793102_00078_47937_0560.N1	01-MAY-2011 07:00:35	Twilight	78.500	16	21Alp Sco	1.0200	3000.0	157	47937	No
85	GOM_NL__2PRFIN20110501_070248_000000623102_00078_47937_0561.N1	01-MAY-2011 07:02:48	Twilight	61.500	80	7Del Sco	2.3160	30000.	123	47937	No
86	GOM_NL__2PRFIN20110501_070555_000000453102_00078_47937_0562.N1	01-MAY-2011 07:05:55	Bright	45.000	122	9Alp2Lib	2.7470	9700.0	90	47937	No
87	GOM_NL__2PRFIN20110501_070810_000000483102_00078_47937_0563.N1	01-MAY-2011 07:08:10	Bright	48.000	104	27Bet Lib	2.6140	13100.	96	47937	No
88	GOM_NL__2PRFIN20110501_071633_000000393102_00078_47937_0564.N1	01-MAY-2011 07:16:33	Bright	39.000	111	8Eta Boo	2.6800	6000.0	78	47937	No
89	GOM_NL__2PRFIN20110501_072009_000000463102_00078_47937_0565.N1	01-MAY-2011 07:20:09	Bright	46.000	83		2.3780	11000.	92	47937	No
90	GOM_NL__2PRFIN20110501_072209_000000333102_00078_47937_0566.N1	01-MAY-2011 07:22:09	Twilight	33.000	67	5Alp CrB	2.2210	11000.	66	47937	No
91	GOM_NL__2PRFIN20110501_072310_000000413102_00078_47937_0567.N1	01-MAY-2011 07:23:10	Bright	40.500	180	27Gam Boo	3.0400	8000.0	81	47937	No
92	GOM_NL__2PRFIN20110501_073239_000000443102_00078_47937_0568.N1	01-MAY-2011 07:32:39	Bright	44.000	119	14Eta Dra	2.7270	4700.0	88	47937	No
93	GOM_NL__2PRFIN20110501_074259_000000423102_00078_47937_0569.N1	01-MAY-2011 07:42:59	Bright	42.000	89	5Alp Cep	2.4510	8000.0	84	47937	No
94	GOM_NL__2PRFIN20110501_075423_000000493102_00078_47937_0570.N1	01-MAY-2011 07:54:23	Bright	49.000	164	44Eta Peg	2.9480	5400.0	98	47937	No
95	GOM_NL__2PRFIN20110501_075850_000000473102_00078_47937_0571.N1	01-MAY-2011 07:58:50	Twilight	46.500	90	54Alp Peg	2.4870	11000.	93	47937	No
96	GOM_NL__2PRFIN20110501_080312_000000693102_00078_47937_0572.N1	01-MAY-2011 08:03:12	Dark	69.000	61	8Eps Peg	2.1000	3900.0	138	47937	No
97	GOM_NL__2PRFIN20110501_080538_000000553102_00078_47937_0573.N1	01-MAY-2011 08:05:38	Dark	54.500	162	34Alp Aqr	2.9440	5350.0	109	47937	No
98	GOM_NL__2PRFIN20110501_080924_000000633102_00078_47937_0574.N1	01-MAY-2011 08:09:24	Dark	62.500	154	22Bet Aqr	2.8990	5700.0	125	47937	No
99	GOM_NL__2PRFIN20110501_081555_000000443102_00078_47937_0575.N1	01-MAY-2011 08:15:55	Dark	43.500	172	Gam Gru	3.0030	13100.	87	47937	No
100	GOM_NL__2PRFIN20110501_083026_000000493102_00079_47938_0613.N1	01-MAY-2011 08:30:26	Straylight	49.000	141	Bet Ara	2.8400	4600.0	98	47938	No
101	GOM_NL__2PRFIN20110501_083219_000000563102_00079_47938_0614.N1	01-MAY-2011 08:32:19	Straylight	56.000	40	The Sco	1.8590	7100.0	112	47938	No

102	GOM_NL__2PRFIN20110501_083411_000000553102_00079_47938_0615.N1	01-MAY-2011 08:34:11	Straylight	54.500	115	34Ups Sco	2.6960	26000.	109	47938	No
103	GOM_NL__2PRFIN20110501_083708_000000623102_00079_47938_0616.N1	01-MAY-2011 08:37:08	Straylight	62.000	75	26Eps Sco	2.2910	4250.0	124	47938	No
104	GOM_NL__2PRFIN20110501_084049_000000733102_00079_47938_0617.N1	01-MAY-2011 08:40:49	Twilight	72.500	16	21Alp Sco	1.0200	3000.0	145	47938	No
105	GOM_NL__2PRFIN20110501_084302_000000613102_00079_47938_0618.N1	01-MAY-2011 08:43:02	Twilight	61.000	80	7Del Sco	2.3160	30000.	122	47938	No
106	GOM_NL__2PRFIN20110501_084610_000000443102_00079_47938_0619.N1	01-MAY-2011 08:46:10	Bright	43.500	122	9Alp2Lib	2.7470	9700.0	87	47938	No
107	GOM_NL__2PRFIN20110501_084824_000000493102_00079_47938_0620.N1	01-MAY-2011 08:48:24	Bright	48.500	104	27Bet Lib	2.6140	13100.	97	47938	No
108	GOM_NL__2PRFIN20110501_085647_000000403102_00079_47938_0621.N1	01-MAY-2011 08:56:47	Bright	40.000	111	8Eta Boo	2.6800	6000.0	80	47938	No
109	GOM_NL__2PRFIN20110501_090023_000000473102_00079_47938_0622.N1	01-MAY-2011 09:00:23	Bright	46.500	83		2.3780	11000.	93	47938	No
110	GOM_NL__2PRFIN20110501_090324_000000423102_00079_47938_0623.N1	01-MAY-2011 09:03:24	Bright	42.000	180	27Gam Boo	3.0400	8000.0	84	47938	No
111	GOM_NL__2PRFIN20110501_091253_000000443102_00079_47938_0624.N1	01-MAY-2011 09:12:53	Bright	44.000	119	14Eta Dra	2.7270	4700.0	88	47938	No
112	GOM_NL__2PRFIN20110501_092313_000000423102_00079_47938_0625.N1	01-MAY-2011 09:23:13	Bright	42.000	89	5Alp Cep	2.4510	8000.0	84	47938	No
113	GOM_NL__2PRFIN20110501_093437_000000483102_00079_47938_0626.N1	01-MAY-2011 09:34:37	Bright	47.500	164	44Eta Peg	2.9480	5400.0	95	47938	No
114	GOM_NL__2PRFIN20110501_093904_000000473102_00079_47938_0627.N1	01-MAY-2011 09:39:04	Twilight	47.000	90	54Alp Peg	2.4870	11000.	94	47938	No
115	GOM_NL__2PRFIN20110501_094327_000000663102_00079_47938_0628.N1	01-MAY-2011 09:43:27	Dark	65.500	61	8Eps Peg	2.1000	3900.0	131	47938	No
116	GOM_NL__2PRFIN20110501_094552_000000553102_00079_47938_0629.N1	01-MAY-2011 09:45:52	Dark	55.000	162	34Alp Aqr	2.9440	5350.0	110	47938	No
117	GOM_NL__2PRFIN20110501_094939_000000633102_00079_47938_0630.N1	01-MAY-2011 09:49:39	Dark	62.500	154	22Bet Aqr	2.8990	5700.0	125	47938	No
118	GOM_NL__2PRFIN20110501_095610_000000423102_00079_47938_0631.N1	01-MAY-2011 09:56:10	Dark	41.500	172	Gam Gru	3.0030	13100.	83	47938	No
119	GOM_NL__2PRFIN20110501_101040_000000433102_00080_47939_0645.N1	01-MAY-2011 10:10:40	Straylight	42.500	141	Bet Ara	2.8400	4600.0	85	47939	No
120	GOM_NL__2PRFIN20110501_101234_000000543102_00080_47939_0646.N1	01-MAY-2011 10:12:34	Straylight	54.000	40	The Sco	1.8590	7100.0	108	47939	No
121	GOM_NL__2PRFIN20110501_101425_000000593102_00080_47939_0647.N1	01-MAY-2011 10:14:25	Straylight	58.500	115	34Ups Sco	2.6960	26000.	117	47939	No
122	GOM_NL__2PRFIN20110501_101723_000000593102_00080_47939_0648.N1	01-MAY-2011 10:17:23	Straylight	58.500	75	26Eps Sco	2.2910	4250.0	117	47939	No
123	GOM_NL__2PRFIN20110501_102104_000000733102_00080_47939_0649.N1	01-MAY-2011 10:21:04	Twilight	73.000	16	21Alp Sco	1.0200	3000.0	146	47939	No
124	GOM_NL__2PRFIN20110501_102316_000000643102_00080_47939_0650.N1	01-MAY-2011 10:23:16	Twilight	63.500	80	7Del Sco	2.3160	30000.	127	47939	No
125	GOM_NL__2PRFIN20110501_102624_000000453102_00080_47939_0651.N1	01-MAY-2011 10:26:24	Bright	44.500	122	9Alp2Lib	2.7470	9700.0	89	47939	No
126	GOM_NL__2PRFIN20110501_102838_000000493102_00080_47939_0652.N1	01-MAY-2011 10:28:38	Bright	48.500	104	27Bet Lib	2.6140	13100.	97	47939	No
127	GOM_NL__2PRFIN20110501_103700_000000383102_00080_47939_0653.N1	01-MAY-2011 10:37:00	Bright	37.500	111	8Eta Boo	2.6800	6000.0	75	47939	No
128	GOM_NL__2PRFIN20110501_104036_000000463102_00080_47939_0654.N1	01-MAY-2011 10:40:36	Bright	45.500	83		2.3780	11000.	91	47939	No
129	GOM_NL__2PRFIN20110501_104337_000000413102_00080_47939_0655.N1	01-MAY-2011 10:43:37	Bright	41.000	180	27Gam Boo	3.0400	8000.0	82	47939	No
130	GOM_NL__2PRFIN20110501_105306_000000453102_00080_47939_0656.N1	01-MAY-2011 10:53:06	Bright	44.500	119	14Eta Dra	2.7270	4700.0	89	47939	No
131	GOM_NL__2PRFIN20110501_110327_000000433102_00080_47939_0657.N1	01-MAY-2011 11:03:27	Bright	42.500	89	5Alp Cep	2.4510	8000.0	85	47939	No
132	GOM_NL__2PRFIN20110501_111451_000000453102_00080_47939_0658.N1	01-MAY-2011 11:14:51	Bright	45.000	164	44Eta Peg	2.9480	5400.0	90	47939	No
133	GOM_NL__2PRFIN20110501_111918_000000463102_00080_47939_0659.N1	01-MAY-2011 11:19:18	Twilight	46.000	90	54Alp Peg	2.4870	11000.	92	47939	No
134	GOM_NL__2PRFIN20110501_112341_000000703102_00080_47939_0660.N1	01-MAY-2011 11:23:41	Dark	70.000	61	8Eps Peg	2.1000	3900.0	140	47939	No
135	GOM_NL__2PRFIN20110501_112607_000000553102_00080_47939_0661.N1	01-MAY-2011 11:26:07	Dark	55.000	162	34Alp Aqr	2.9440	5350.0	110	47939	No
136	GOM_NL__2PRFIN20110501_112955_000000643102_00080_47939_0662.N1	01-MAY-2011 11:29:55	Dark	64.000	154	22Bet Aqr	2.8990	5700.0	128	47939	No
137	GOM_NL__2PRFIN20110501_113625_000000433102_00080_47939_0663.N1	01-MAY-2011 11:36:25	Dark	42.500	172	Gam Gru	3.0030	13100.	85	47939	No
138	GOM_NL__2PRFIN20110501_115055_000000453102_00081_47940_0674.N1	01-MAY-2011 11:50:55	Straylight	44.500	141	Bet Ara	2.8400	4600.0	89	47940	No
139	GOM_NL__2PRFIN20110501_115249_000000553102_00081_47940_0675.N1	01-MAY-2011 11:52:49	Straylight	54.500	40	The Sco	1.8590	7100.0	109	47940	No
140	GOM_NL__2PRFIN20110501_115434_000000583102_00081_47940_0676.N1	01-MAY-2011 11:54:34	Straylight	57.500	25	35Lam Sco	1.6200	28000.	115	47940	No
141	GOM_NL__2PRFIN20110501_115737_000000653102_00081_47940_0677.N1	01-MAY-2011 11:57:37	Straylight	65.000	75	26Eps Sco	2.2910	4250.0	130	47940	No
142	GOM_NL__2PRFIN20110501_120118_000000693102_00081_47940_0678.N1	01-MAY-2011 12:01:18	Twilight	69.000	16	21Alp Sco	1.0200	3000.0	138	47940	No
143	GOM_NL__2PRFIN20110501_120330_000000623102_00081_47940_0679.N1	01-MAY-2011 12:03:30	Twilight	61.500	80	7Del Sco	2.3160	30000.	123	47940	No
144	GOM_NL__2PRFIN20110501_120638_000000463102_00081_47940_0680.N1	01-MAY-2011 12:06:38	Bright	46.000	122	9Alp2Lib	2.7470	9700.0	92	47940	No
145	GOM_NL__2PRFIN20110501_120852_000000543102_00081_47940_0681.N1	01-MAY-2011 12:08:52	Bright	54.000	104	27Bet Lib	2.6140	13100.	108	47940	No
146	GOM_NL__2PRFIN20110501_121714_000000383102_00081_47940_0682.N1	01-MAY-2011 12:17:14	Bright	37.500	111	8Eta Boo	2.6800	6000.0	75	47940	No
147	GOM_NL__2PRFIN20110501_122050_000000473102_00081_47940_0683.N1	01-MAY-2011 12:20:50	Bright	46.500	83		2.3780	11000.	93	47940	No
148	GOM_NL__2PRFIN20110501_122351_000000393102_00081_47940_0684.N1	01-MAY-2011 12:23:51	Bright	39.000	180	27Gam Boo	3.0400	8000.0	78	47940	No
149	GOM_NL__2PRFIN20110501_124340_000000433102_00081_47940_0685.N1	01-MAY-2011 12:43:40	Bright	42.500	89	5Alp Cep	2.4510	8000.0	85	47940	No
150	GOM_NL__2PRFIN20110501_125505_000000473102_00081_47940_0686.N1	01-MAY-2011 12:55:05	Bright	46.500	164	44Eta Peg	2.9480	5400.0	93	47940	No
151	GOM_NL__2PRFIN20110501_125932_000000473102_00081_47940_0687.N1	01-MAY-2011 12:59:32	Twilight	46.500	90	54Alp Peg	2.4870	11000.	93	47940	No
152	GOM_NL__2PRFIN20110501_130356_000000603102_00081_47940_0688.N1	01-MAY-2011 13:03:56	Dark	59.500	61	8Eps Peg	2.1000	3900.0	119	47940	No
153	GOM_NL__2PRFIN20110501_130622_000000513102_00081_47940_0689.N1	01-MAY-2011 13:06:22	Dark	51.000	162	34Alp Aqr	2.9440	5350.0	102	47940	No
154	GOM_NL__2PRFIN20110501_131010_000000643102_00081_47940_0690.N1	01-MAY-2011 13:10:10	Dark	63.500	154	22Bet Aqr	2.8990	5700.0	127	47940	No
155	GOM_NL__2PRFIN20110501_131639_000000423102_00081_47940_0691.N1	01-MAY-2011 13:16:39	Dark	42.000	172	Gam Gru	3.0030	13100.	84	47940	No
156	GOM_NL__2PRFIN20110501_133109_000000443102_00082_47941_0708.N1	01-MAY-2011 13:31:09	Straylight	44.000	141	Bet Ara	2.8400	4600.0	88	47941	No
157	GOM_NL__2PRFIN20110501_133304_000000553102_00082_47941_0709.N1	01-MAY-2011 13:33:04	Straylight	55.000	40	The Sco	1.8590	7100.0	110	47941	No
158	GOM_NL__2PRFIN20110501_133449_000000603102_00082_47941_0710.N1	01-MAY-2011 13:34:49	Straylight	60.000	25	35Lam Sco	1.6200	28000.	120	47941	No
159	GOM_NL__2PRFIN20110501_133752_000000603102_00082_47941_0711.N1	01-MAY-2011 13:37:52	Straylight	60.000	75	26Eps Sco	2.2910	4250.0	120	47941	No
160	GOM_NL__2PRFIN20110501_134133_000000803102_00082_47941_0712.N1	01-MAY-2011 13:41:33	Twilight	79.500	16	21Alp Sco	1.0200	3000.0	159	47941	No

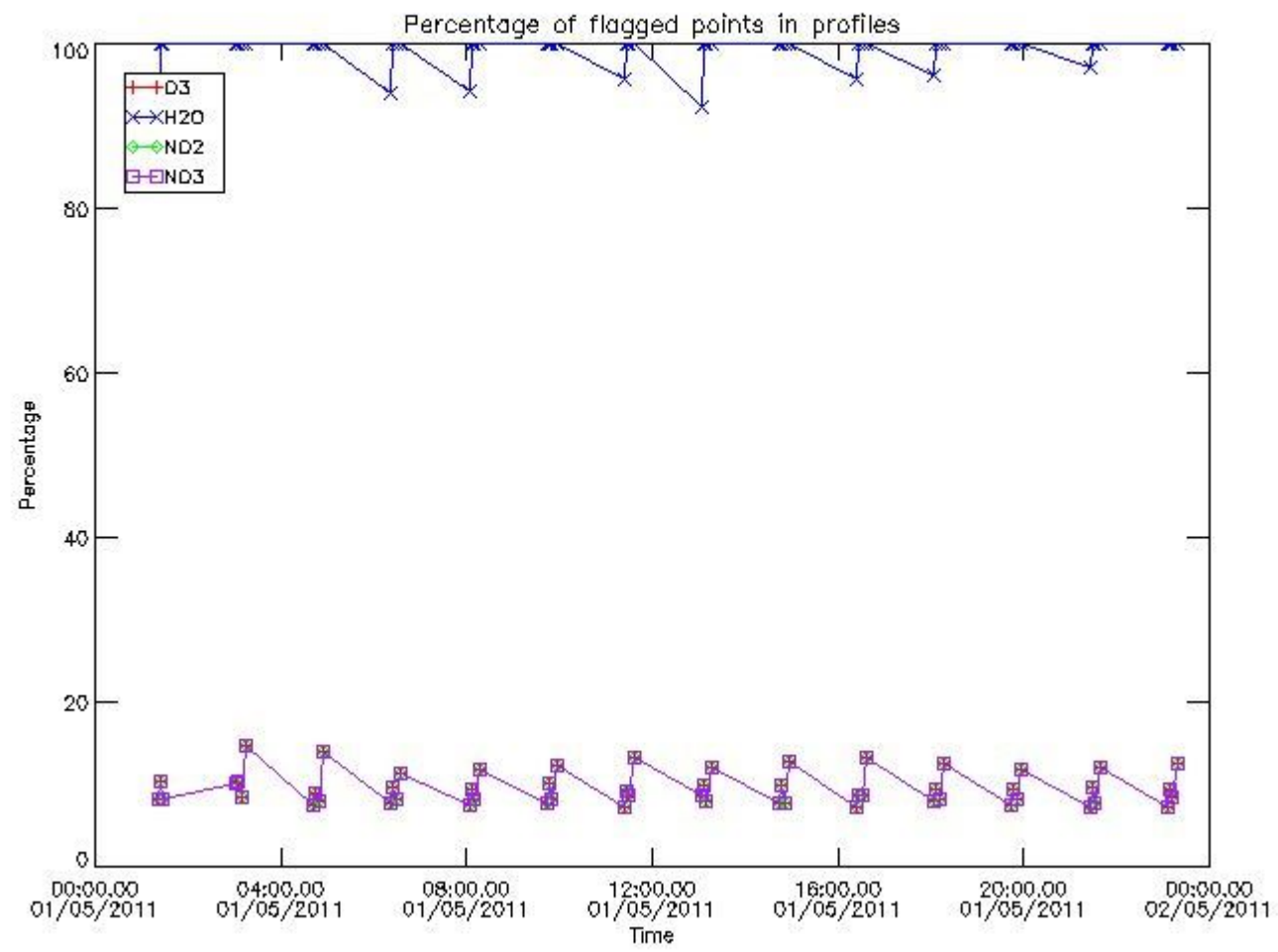
161	GOM_NL__2PRFIN20110501_134345_000000603102_00082_47941_0713.N1	01-MAY-2011 13:43:45	Twilight	60.000	80	7Del Sco	2.3160	30000.	120	47941	No
162	GOM_NL__2PRFIN20110501_134652_000000453102_00082_47941_0714.N1	01-MAY-2011 13:46:52	Bright	44.500	122	9Alp2Lib	2.7470	9700.0	89	47941	No
163	GOM_NL__2PRFIN20110501_134906_000000493102_00082_47941_0715.N1	01-MAY-2011 13:49:06	Bright	48.500	104	27Bet Lib	2.6140	13100.	97	47941	No
164	GOM_NL__2PRFIN20110501_135728_000000383102_00082_47941_0716.N1	01-MAY-2011 13:57:28	Bright	38.000	111	8Eta Boo	2.6800	6000.0	76	47941	No
165	GOM_NL__2PRFIN20110501_140103_000000453102_00082_47941_0717.N1	01-MAY-2011 14:01:03	Bright	44.500	83		2.3780	11000.	89	47941	No
166	GOM_NL__2PRFIN20110501_140404_000000423102_00082_47941_0718.N1	01-MAY-2011 14:04:04	Bright	41.500	180	27Gam Boo	3.0400	8000.0	83	47941	No
167	GOM_NL__2PRFIN20110501_141333_000000463102_00082_47941_0719.N1	01-MAY-2011 14:13:33	Bright	45.500	119	14Eta Dra	2.7270	4700.0	91	47941	No
168	GOM_NL__2PRFIN20110501_142354_000000403102_00082_47941_0720.N1	01-MAY-2011 14:23:54	Bright	39.500	89	5Alp Cep	2.4510	8000.0	79	47941	No
169	GOM_NL__2PRFIN20110501_143519_000000463102_00082_47941_0721.N1	01-MAY-2011 14:35:19	Bright	46.000	164	44Eta Peg	2.9480	5400.0	92	47941	No
170	GOM_NL__2PRFIN20110501_143947_000000463102_00082_47941_0722.N1	01-MAY-2011 14:39:47	Twilight	45.500	90	54Alp Peg	2.4870	11000.	91	47941	No
171	GOM_NL__2PRFIN20110501_144411_000000673102_00082_47941_0723.N1	01-MAY-2011 14:44:11	Dark	66.500	61	8Eps Peg	2.1000	3900.0	133	47941	No
172	GOM_NL__2PRFIN20110501_144637_000000523102_00082_47941_0724.N1	01-MAY-2011 14:46:37	Dark	52.000	162	34Alp Aqr	2.9440	5350.0	104	47941	No
173	GOM_NL__2PRFIN20110501_145025_000000673102_00082_47941_0725.N1	01-MAY-2011 14:50:25	Dark	66.500	154	22Bet Aqr	2.8990	5700.0	133	47941	No
174	GOM_NL__2PRFIN20110501_145654_000000443102_00082_47941_0726.N1	01-MAY-2011 14:56:54	Dark	43.500	172	Gam Gru	3.0030	13100.	87	47941	No
175	GOM_NL__2PRFIN20110501_151124_000000473102_00083_47942_0742.N1	01-MAY-2011 15:11:24	Straylight	47.000	141	Bet Ara	2.8400	4600.0	94	47942	No
176	GOM_NL__2PRFIN20110501_151318_000000573102_00083_47942_0743.N1	01-MAY-2011 15:13:18	Straylight	56.500	40	The Sco	1.8590	7100.0	113	47942	No
177	GOM_NL__2PRFIN20110501_151504_000000623102_00083_47942_0744.N1	01-MAY-2011 15:15:04	Straylight	61.500	25	35Lam Sco	1.6200	28000.	123	47942	No
178	GOM_NL__2PRFIN20110501_151807_000000573102_00083_47942_0745.N1	01-MAY-2011 15:18:07	Straylight	57.000	75	26Eps Sco	2.2910	4250.0	114	47942	No
179	GOM_NL__2PRFIN20110501_152147_000000793102_00083_47942_0746.N1	01-MAY-2011 15:21:47	Twilight	79.000	16	21Alp Sco	1.0200	3000.0	158	47942	No
180	GOM_NL__2PRFIN20110501_152359_000000583102_00083_47942_0747.N1	01-MAY-2011 15:23:59	Twilight	57.500	80	7Del Sco	2.3160	30000.	115	47942	No
181	GOM_NL__2PRFIN20110501_152706_000000463102_00083_47942_0748.N1	01-MAY-2011 15:27:06	Bright	46.000	122	9Alp2Lib	2.7470	9700.0	92	47942	No
182	GOM_NL__2PRFIN20110501_152920_000000483102_00083_47942_0749.N1	01-MAY-2011 15:29:20	Bright	48.000	104	27Bet Lib	2.6140	13100.	96	47942	No
183	GOM_NL__2PRFIN20110501_153742_000000563102_00083_47942_0750.N1	01-MAY-2011 15:37:42	Bright	56.000	111	8Eta Boo	2.6800	6000.0	112	47942	No
184	GOM_NL__2PRFIN20110501_154117_000000443102_00083_47942_0751.N1	01-MAY-2011 15:41:17	Bright	43.500	83		2.3780	11000.	87	47942	No
185	GOM_NL__2PRFIN20110501_154418_000000423102_00083_47942_0752.N1	01-MAY-2011 15:44:18	Bright	41.500	180	27Gam Boo	3.0400	8000.0	83	47942	No
186	GOM_NL__2PRFIN20110501_155346_000000443102_00083_47942_0753.N1	01-MAY-2011 15:53:46	Bright	43.500	119	14Eta Dra	2.7270	4700.0	87	47942	No
187	GOM_NL__2PRFIN20110501_160407_000000413102_00083_47942_0754.N1	01-MAY-2011 16:04:07	Bright	41.000	89	5Alp Cep	2.4510	8000.0	82	47942	No
188	GOM_NL__2PRFIN20110501_161533_000000493102_00083_47942_0755.N1	01-MAY-2011 16:15:33	Bright	48.500	164	44Eta Peg	2.9480	5400.0	97	47942	No
189	GOM_NL__2PRFIN20110501_162001_000000443102_00083_47942_0756.N1	01-MAY-2011 16:20:01	Twilight	44.000	90	54Alp Peg	2.4870	11000.	88	47942	No
190	GOM_NL__2PRFIN20110501_162426_000000703102_00083_47942_0757.N1	01-MAY-2011 16:24:26	Dark	70.000	61	8Eps Peg	2.1000	3900.0	140	47942	No
191	GOM_NL__2PRFIN20110501_162651_000000583102_00083_47942_0758.N1	01-MAY-2011 16:26:51	Dark	58.000	162	34Alp Aqr	2.9440	5350.0	116	47942	No
192	GOM_NL__2PRFIN20110501_163041_000000603102_00083_47942_0759.N1	01-MAY-2011 16:30:41	Dark	59.500	154	22Bet Aqr	2.8990	5700.0	119	47942	No
193	GOM_NL__2PRFIN20110501_163708_000000423102_00083_47942_0760.N1	01-MAY-2011 16:37:08	Dark	42.000	172	Gam Gru	3.0030	13100.	84	47942	No
194	GOM_NL__2PRFIN20110501_165139_000000453102_00084_47943_1051.N1	01-MAY-2011 16:51:39	Straylight	44.500	141	Bet Ara	2.8400	4600.0	89	47943	No
195	GOM_NL__2PRFIN20110501_165333_000000583102_00084_47943_1052.N1	01-MAY-2011 16:53:33	Straylight	57.500	40	The Sco	1.8590	7100.0	115	47943	No
196	GOM_NL__2PRFIN20110501_165519_000000593102_00084_47943_1053.N1	01-MAY-2011 16:55:19	Straylight	59.000	25	35Lam Sco	1.6200	28000.	118	47943	No
197	GOM_NL__2PRFIN20110501_165821_000000643102_00084_47943_1054.N1	01-MAY-2011 16:58:21	Straylight	64.000	75	26Eps Sco	2.2910	4250.0	128	47943	No
198	GOM_NL__2PRFIN20110501_170202_000000713102_00084_47943_1055.N1	01-MAY-2011 17:02:02	Twilight	71.000	16	21Alp Sco	1.0200	3000.0	142	47943	No
199	GOM_NL__2PRFIN20110501_170413_000000623102_00084_47943_1056.N1	01-MAY-2011 17:04:13	Twilight	61.500	80	7Del Sco	2.3160	30000.	123	47943	No
200	GOM_NL__2PRFIN20110501_170720_000000443102_00084_47943_1057.N1	01-MAY-2011 17:07:20	Bright	43.500	122	9Alp2Lib	2.7470	9700.0	87	47943	No
201	GOM_NL__2PRFIN20110501_170933_000000493102_00084_47943_1058.N1	01-MAY-2011 17:09:33	Bright	48.500	104	27Bet Lib	2.6140	13100.	97	47943	No
202	GOM_NL__2PRFIN20110501_171756_000000393102_00084_47943_1059.N1	01-MAY-2011 17:17:56	Bright	38.500	111	8Eta Boo	2.6800	6000.0	77	47943	No
203	GOM_NL__2PRFIN20110501_172130_000000473102_00084_47943_1060.N1	01-MAY-2011 17:21:30	Bright	46.500	83		2.3780	11000.	93	47943	No
204	GOM_NL__2PRFIN20110501_172431_000000413102_00084_47943_1061.N1	01-MAY-2011 17:24:31	Bright	41.000	180	27Gam Boo	3.0400	8000.0	82	47943	No
205	GOM_NL__2PRFIN20110501_173400_000000463102_00084_47943_1062.N1	01-MAY-2011 17:34:00	Bright	45.500	119	14Eta Dra	2.7270	4700.0	91	47943	No
206	GOM_NL__2PRFIN20110501_174421_000000413102_00084_47943_1063.N1	01-MAY-2011 17:44:21	Bright	41.000	89	5Alp Cep	2.4510	8000.0	82	47943	No
207	GOM_NL__2PRFIN20110501_175548_000000493102_00084_47943_1064.N1	01-MAY-2011 17:55:48	Bright	49.000	164	44Eta Peg	2.9480	5400.0	98	47943	No
208	GOM_NL__2PRFIN20110501_180015_000000463102_00084_47943_1065.N1	01-MAY-2011 18:00:15	Twilight	46.000	90	54Alp Peg	2.4870	11000.	92	47943	No
209	GOM_NL__2PRFIN20110501_180441_000000643102_00084_47943_1066.N1	01-MAY-2011 18:04:41	Dark	64.000	61	8Eps Peg	2.1000	3900.0	128	47943	No
210	GOM_NL__2PRFIN20110501_180706_000000553102_00084_47943_1067.N1	01-MAY-2011 18:07:06	Dark	54.500	162	34Alp Aqr	2.9440	5350.0	109	47943	No
211	GOM_NL__2PRFIN20110501_181056_000000623102_00084_47943_1068.N1	01-MAY-2011 18:10:56	Dark	61.500	154	22Bet Aqr	2.8990	5700.0	123	47943	No
212	GOM_NL__2PRFIN20110501_181723_000000413102_00084_47943_1069.N1	01-MAY-2011 18:17:23	Dark	41.000	172	Gam Gru	3.0030	13100.	82	47943	No
213	GOM_NL__2PRFIN20110501_183153_000000513102_00085_47944_1085.N1	01-MAY-2011 18:31:53	Straylight	50.500	141	Bet Ara	2.8400	4600.0	101	47944	No
214	GOM_NL__2PRFIN20110501_183348_000000593102_00085_47944_1086.N1	01-MAY-2011 18:33:48	Straylight	59.000	40	The Sco	1.8590	7100.0	118	47944	No
215	GOM_NL__2PRFIN20110501_183534_000000593102_00085_47944_1087.N1	01-MAY-2011 18:35:34	Straylight	59.000	25	35Lam Sco	1.6200	28000.	118	47944	No
216	GOM_NL__2PRFIN20110501_183836_000000593102_00085_47944_1088.N1	01-MAY-2011 18:38:36	Straylight	59.000	75	26Eps Sco	2.2910	4250.0	118	47944	No
217	GOM_NL__2PRFIN20110501_184216_000000803102_00085_47944_1089.N1	01-MAY-2011 18:42:16	Twilight	80.000	16	21Alp Sco	1.0200	3000.0	160	47944	No
218	GOM_NL__2PRFIN20110501_184427_000000623102_00085_47944_1090.N1	01-MAY-2011 18:44:27	Twilight	61.500	80	7Del Sco	2.3160	30000.	123	47944	No
219	GOM_NL__2PRFIN20110501_184734_000000453102_00085_47944_1091.N1	01-MAY-2011 18:47:34	Bright	44.500	122	9Alp2Lib	2.7470	9700.0	89	47944	No

220	GOM_NL__2PRFIN20110501_184948_000000483102_00085_47944_1092.N1	01-MAY-2011 18:49:48	Bright	48.000	104	27Bet Lib	2.6140	13100.	96	47944	No
221	GOM_NL__2PRFIN20110501_185810_000000383102_00085_47944_1093.N1	01-MAY-2011 18:58:10	Bright	38.000	111	8Eta Boo	2.6800	6000.0	76	47944	No
222	GOM_NL__2PRFIN20110501_190144_000000453102_00085_47944_1094.N1	01-MAY-2011 19:01:44	Bright	44.500	83		2.3780	11000.	89	47944	No
223	GOM_NL__2PRFIN20110501_190445_000000413102_00085_47944_1095.N1	01-MAY-2011 19:04:45	Bright	40.500	180	27Gam Boo	3.0400	8000.0	81	47944	No
224	GOM_NL__2PRFIN20110501_191413_000000433102_00085_47944_1096.N1	01-MAY-2011 19:14:13	Bright	43.000	119	14Eta Dra	2.7270	4700.0	86	47944	No
225	GOM_NL__2PRFIN20110501_192435_000000433102_00085_47944_1097.N1	01-MAY-2011 19:24:35	Bright	42.500	89	5Alp Cep	2.4510	8000.0	85	47944	No
226	GOM_NL__2PRFIN20110501_193602_000000493102_00085_47944_1098.N1	01-MAY-2011 19:36:02	Bright	48.500	164	44Eta Peg	2.9480	5400.0	97	47944	No
227	GOM_NL__2PRFIN20110501_194030_000000453102_00085_47944_1099.N1	01-MAY-2011 19:40:30	Twilight	45.000	90	54Alp Peg	2.4870	11000.	90	47944	No
228	GOM_NL__2PRFIN20110501_194456_000000693102_00085_47944_1100.N1	01-MAY-2011 19:44:56	Dark	68.500	61	8Eps Peg	2.1000	3900.0	137	47944	No
229	GOM_NL__2PRFIN20110501_194721_000000553102_00085_47944_1101.N1	01-MAY-2011 19:47:21	Dark	54.500	162	34Alp Aqr	2.9440	5350.0	109	47944	No
230	GOM_NL__2PRFIN20110501_195111_000000623102_00085_47944_1102.N1	01-MAY-2011 19:51:11	Dark	61.500	154	22Bet Aqr	2.8990	5700.0	123	47944	No
231	GOM_NL__2PRFIN20110501_195738_000000433102_00085_47944_1103.N1	01-MAY-2011 19:57:38	Dark	43.000	172	Gam Gru	3.0030	13100.	86	47944	No
232	GOM_NL__2PRFIN20110501_201208_000000433102_00086_47945_1113.N1	01-MAY-2011 20:12:08	Straylight	43.000	141	Bet Ara	2.8400	4600.0	86	47945	No
233	GOM_NL__2PRFIN20110501_201403_000000583102_00086_47945_1114.N1	01-MAY-2011 20:14:03	Straylight	58.000	40	The Sco	1.8590	7100.0	116	47945	No
234	GOM_NL__2PRFIN20110501_201549_000000633102_00086_47945_1115.N1	01-MAY-2011 20:15:49	Straylight	62.500	25	35Lam Sco	1.6200	28000.	125	47945	No
235	GOM_NL__2PRFIN20110501_201851_000000613102_00086_47945_1116.N1	01-MAY-2011 20:18:51	Straylight	61.000	75	26Eps Sco	2.2910	4250.0	122	47945	No
236	GOM_NL__2PRFIN20110501_202231_000000713102_00086_47945_1117.N1	01-MAY-2011 20:22:31	Tw_and_stray	70.500	16	21Alp Sco	1.0200	3000.0	141	47945	No
237	GOM_NL__2PRFIN20110501_202442_000000593102_00086_47945_1118.N1	01-MAY-2011 20:24:42	Tw_and_stray	59.000	80	7Del Sco	2.3160	30000.	118	47945	No
238	GOM_NL__2PRFIN20110501_202748_000000443102_00086_47945_1119.N1	01-MAY-2011 20:27:48	Bright	44.000	122	9Alp2Lib	2.7470	9700.0	88	47945	No
239	GOM_NL__2PRFIN20110501_203002_000000483102_00086_47945_1120.N1	01-MAY-2011 20:30:02	Bright	48.000	104	27Bet Lib	2.6140	13100.	96	47945	No
240	GOM_NL__2PRFIN20110501_203824_000000383102_00086_47945_1121.N1	01-MAY-2011 20:38:24	Bright	38.000	111	8Eta Boo	2.6800	6000.0	76	47945	No
241	GOM_NL__2PRFIN20110501_204157_000000433102_00086_47945_1122.N1	01-MAY-2011 20:41:57	Bright	42.500	83		2.3780	11000.	85	47945	No
242	GOM_NL__2PRFIN20110501_204459_000000423102_00086_47945_1123.N1	01-MAY-2011 20:44:59	Bright	41.500	180	27Gam Boo	3.0400	8000.0	83	47945	No
243	GOM_NL__2PRFIN20110501_205426_000000463102_00086_47945_1124.N1	01-MAY-2011 20:54:26	Bright	45.500	119	14Eta Dra	2.7270	4700.0	91	47945	No
244	GOM_NL__2PRFIN20110501_210449_000000433102_00086_47945_1125.N1	01-MAY-2011 21:04:49	Bright	42.500	89	5Alp Cep	2.4510	8000.0	85	47945	No
245	GOM_NL__2PRFIN20110501_211616_000000483102_00086_47945_1126.N1	01-MAY-2011 21:16:16	Bright	47.500	164	44Eta Peg	2.9480	5400.0	95	47945	No
246	GOM_NL__2PRFIN20110501_212044_000000453102_00086_47945_1127.N1	01-MAY-2011 21:20:44	Twilight	44.500	90	54Alp Peg	2.4870	11000.	89	47945	No
247	GOM_NL__2PRFIN20110501_212510_000000703102_00086_47945_1128.N1	01-MAY-2011 21:25:10	Dark	70.000	61	8Eps Peg	2.1000	3900.0	140	47945	No
248	GOM_NL__2PRFIN20110501_212736_000000523102_00086_47945_1129.N1	01-MAY-2011 21:27:36	Dark	52.000	162	34Alp Aqr	2.9440	5350.0	104	47945	No
249	GOM_NL__2PRFIN20110501_213126_000000673102_00086_47945_1130.N1	01-MAY-2011 21:31:26	Dark	67.000	154	22Bet Aqr	2.8990	5700.0	134	47945	No
250	GOM_NL__2PRFIN20110501_213753_000000433102_00086_47945_1131.N1	01-MAY-2011 21:37:53	Dark	42.500	172	Gam Gru	3.0030	13100.	85	47945	No
251	GOM_NL__2PRFIN20110501_215223_000000423102_00087_47946_1144.N1	01-MAY-2011 21:52:23	Straylight	41.500	141	Bet Ara	2.8400	4600.0	83	47946	No
252	GOM_NL__2PRFIN20110501_215418_000000533102_00087_47946_1145.N1	01-MAY-2011 21:54:18	Straylight	52.500	40	The Sco	1.8590	7100.0	105	47946	No
253	GOM_NL__2PRFIN20110501_215603_000000573102_00087_47946_1146.N1	01-MAY-2011 21:56:03	Straylight	56.500	25	35Lam Sco	1.6200	28000.	113	47946	No
254	GOM_NL__2PRFIN20110501_215906_000000613102_00087_47946_1147.N1	01-MAY-2011 21:59:06	Straylight	61.000	75	26Eps Sco	2.2910	4250.0	122	47946	No
255	GOM_NL__2PRFIN20110501_220245_000000763102_00087_47946_1148.N1	01-MAY-2011 22:02:45	Tw_and_stray	75.500	16	21Alp Sco	1.0200	3000.0	151	47946	No
256	GOM_NL__2PRFIN20110501_220456_000000633102_00087_47946_1149.N1	01-MAY-2011 22:04:56	Tw_and_stray	63.000	80	7Del Sco	2.3160	30000.	126	47946	No
257	GOM_NL__2PRFIN20110501_220802_000000443102_00087_47946_1150.N1	01-MAY-2011 22:08:02	Bright	43.500	122	9Alp2Lib	2.7470	9700.0	87	47946	No
258	GOM_NL__2PRFIN20110501_221015_000000483102_00087_47946_1151.N1	01-MAY-2011 22:10:15	Bright	48.000	104	27Bet Lib	2.6140	13100.	96	47946	No
259	GOM_NL__2PRFIN20110501_221837_000000383102_00087_47946_1152.N1	01-MAY-2011 22:18:37	Bright	38.000	111	8Eta Boo	2.6800	6000.0	76	47946	No
260	GOM_NL__2PRFIN20110501_222211_000000453102_00087_47946_1153.N1	01-MAY-2011 22:22:11	Bright	45.000	83		2.3780	11000.	90	47946	No
261	GOM_NL__2PRFIN20110501_222512_000000563102_00087_47946_1154.N1	01-MAY-2011 22:25:12	Bright	55.500	180	27Gam Boo	3.0400	8000.0	111	47946	No
262	GOM_NL__2PRFIN20110501_223440_000000573102_00087_47946_1155.N1	01-MAY-2011 22:34:40	Bright	57.000	119	14Eta Dra	2.7270	4700.0	114	47946	No
263	GOM_NL__2PRFIN20110501_224502_000000423102_00087_47946_1156.N1	01-MAY-2011 22:45:02	Bright	41.500	89	5Alp Cep	2.4510	8000.0	83	47946	No
264	GOM_NL__2PRFIN20110501_225630_000000493102_00087_47946_1157.N1	01-MAY-2011 22:56:30	Bright	49.000	164	44Eta Peg	2.9480	5400.0	98	47946	No
265	GOM_NL__2PRFIN20110501_230058_000000453102_00087_47946_1158.N1	01-MAY-2011 23:00:58	Twilight	44.500	90	54Alp Peg	2.4870	11000.	89	47946	No
266	GOM_NL__2PRFIN20110501_230525_000000703102_00087_47946_1159.N1	01-MAY-2011 23:05:25	Dark	70.000	61	8Eps Peg	2.1000	3900.0	140	47946	No
267	GOM_NL__2PRFIN20110501_230751_000000543102_00087_47946_1160.N1	01-MAY-2011 23:07:51	Dark	54.000	162	34Alp Aqr	2.9440	5350.0	108	47946	No
268	GOM_NL__2PRFIN20110501_231141_000000613102_00087_47946_1161.N1	01-MAY-2011 23:11:41	Dark	61.000	154	22Bet Aqr	2.8990	5700.0	122	47946	No
269	GOM_NL__2PRFIN20110501_231808_000000413102_00087_47946_1162.N1	01-MAY-2011 23:18:08	Dark	41.000	172	Gam Gru	3.0030	13100.	82	47946	No
270	GOM_NL__2PRFIN20110501_233237_000000423102_00088_47947_1158.N1	01-MAY-2011 23:32:37	Straylight	42.000	141	Bet Ara	2.8400	4600.0	84	47947	No
271	GOM_NL__2PRFIN20110501_233433_000000593102_00088_47947_1159.N1	01-MAY-2011 23:34:33	Straylight	59.000	40	The Sco	1.8590	7100.0	118	47947	No
272	GOM_NL__2PRFIN20110501_233618_000000633102_00088_47947_1160.N1	01-MAY-2011 23:36:18	Straylight	62.500	25	35Lam Sco	1.6200	28000.	125	47947	No
273	GOM_NL__2PRFIN20110501_233920_000000603102_00088_47947_1161.N1	01-MAY-2011 23:39:20	Straylight	60.000	75	26Eps Sco	2.2910	4250.0	120	47947	No
274	GOM_NL__2PRFIN20110501_234300_000000803102_00088_47947_1162.N1	01-MAY-2011 23:43:00	Tw_and_stray	80.000	16	21Alp Sco	1.0200	3000.0	160	47947	No
275	GOM_NL__2PRFIN20110501_234510_000000593102_00088_47947_1163.N1	01-MAY-2011 23:45:10	Tw_and_stray	59.000	80	7Del Sco	2.3160	30000.	118	47947	No
276	GOM_NL__2PRFIN20110501_234816_000000443102_00088_47947_1164.N1	01-MAY-2011 23:48:16	Bright	44.000	122	9Alp2Lib	2.7470	9700.0	88	47947	No
277	GOM_NL__2PRFIN20110501_235029_000000473102_00088_47947_1165.N1	01-MAY-2011 23:50:29	Bright	46.500	104	27Bet Lib	2.6140	13100.	93	47947	No
278	GOM_NL__2PRFIN20110501_235851_000000383102_00088_47947_1166.N1	01-MAY-2011 23:58:51	Bright	38.000	111	8Eta Boo	2.6800	6000.0	76	47947	No

3. Quality information per product

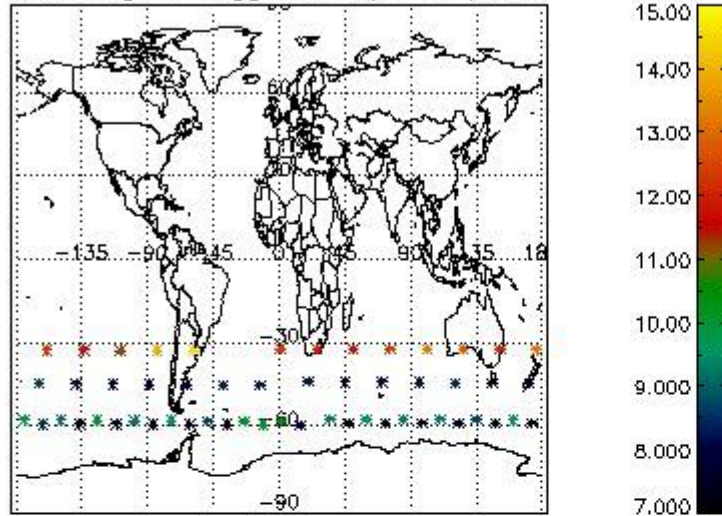
In this section it is plotted some information contained in the Quality Summary data set of the level 2 products. Only products in dark limb conditions and without errors (error flag in the MPH set to "0") are used.

3.1 Plot quality information per product (time dependant)

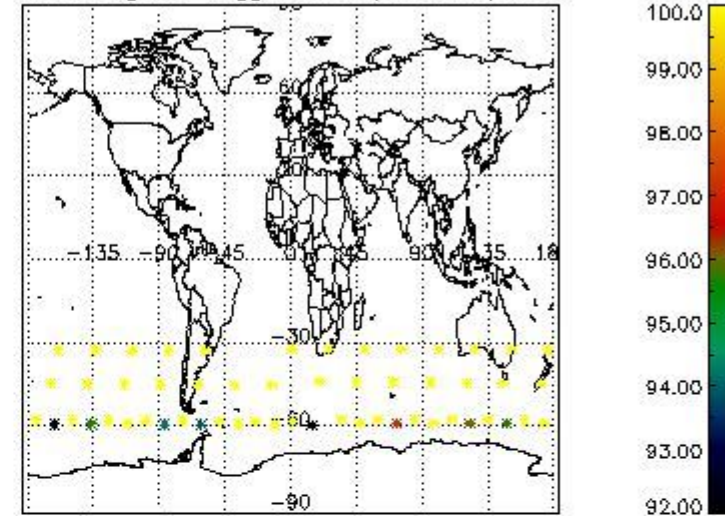


3.2 Plot quality information per product (world map)

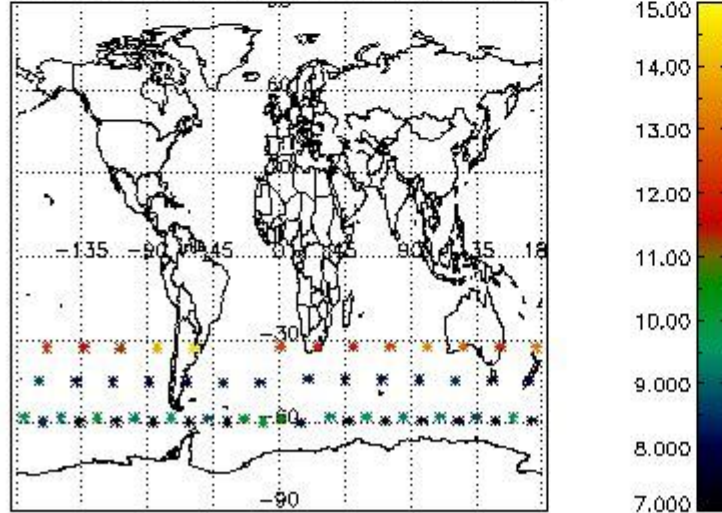
Percentage of flagged data per O3 profile



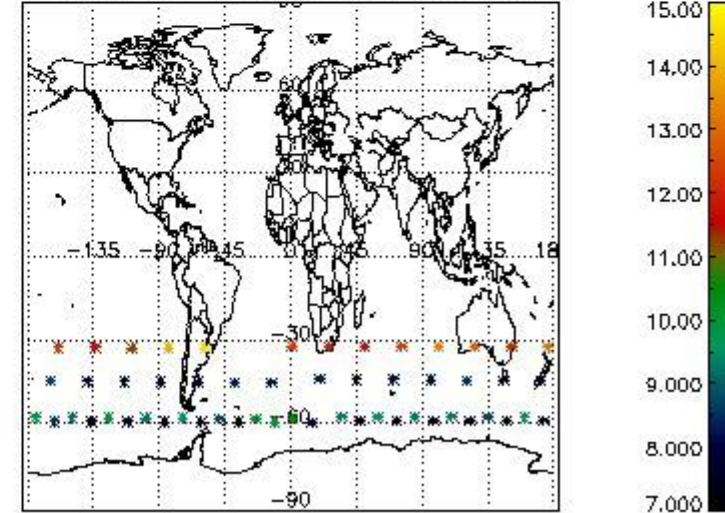
Percentage of flagged data per H2O profile



Percentage of flagged data per NO2 profile



Percentage of flagged data per NO3 profile

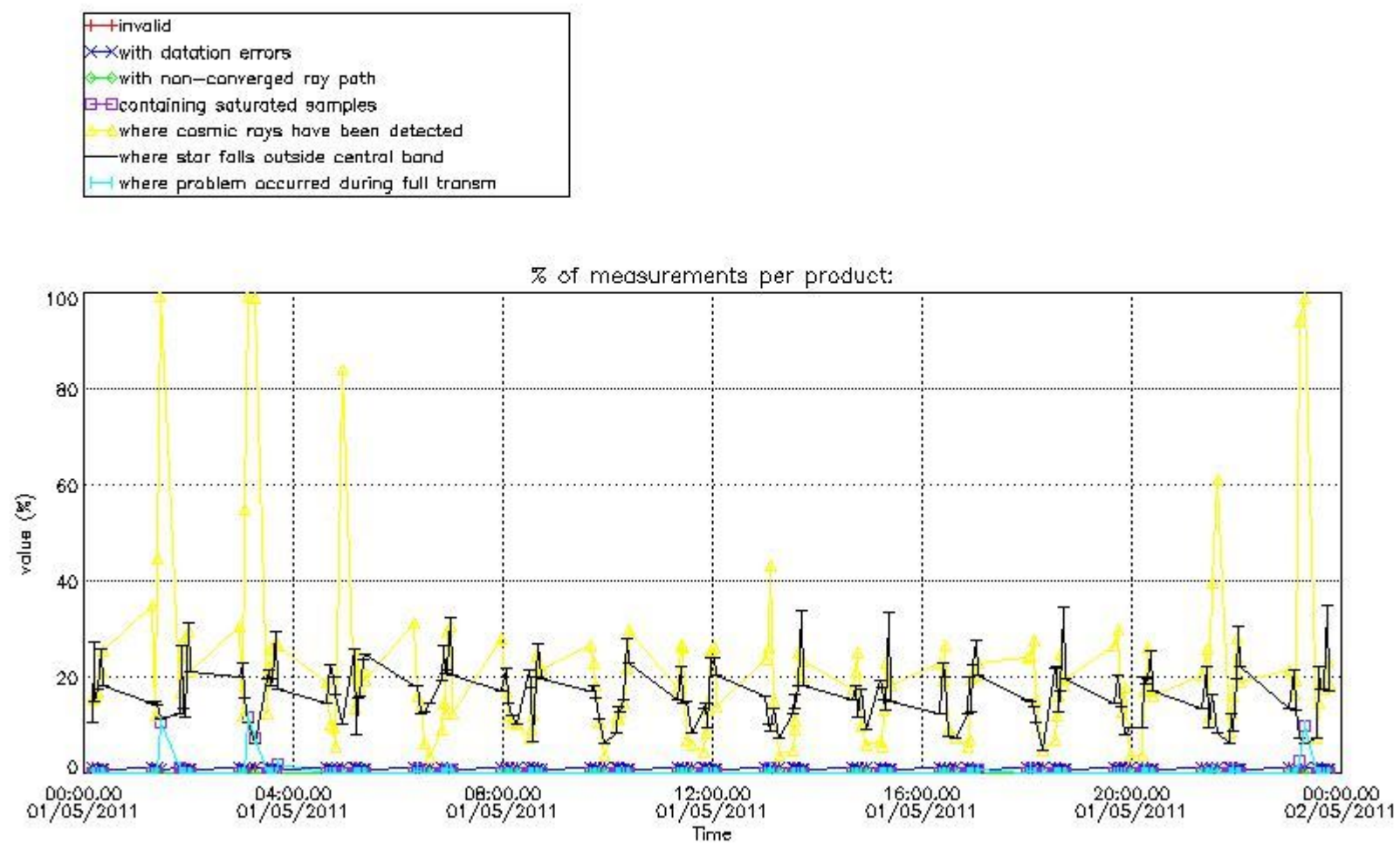


4. Level 1 quality information per product

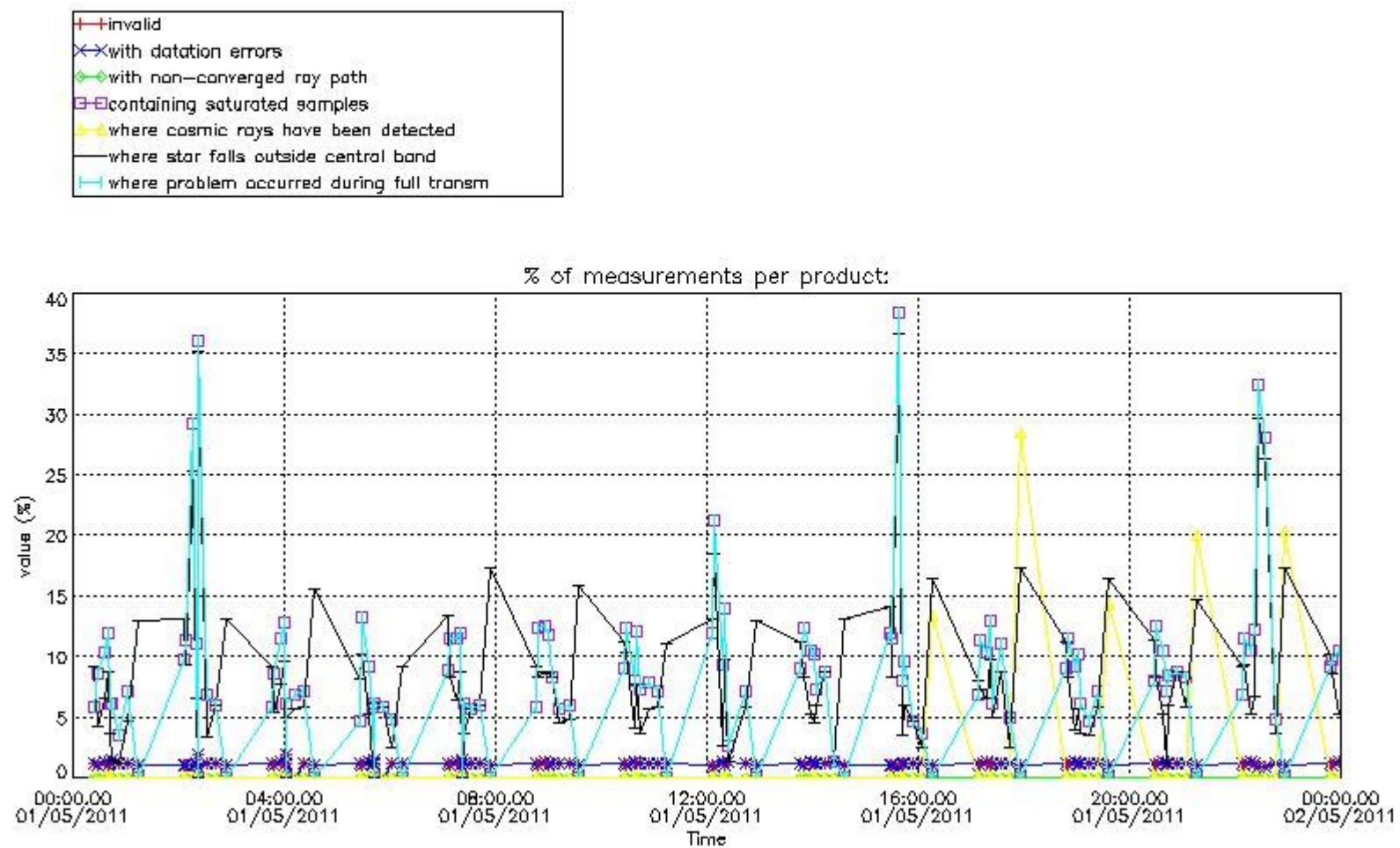
In this section it is plotted some information contained in the Quality Summary data set of the level 2 products that comes from the level 1b processing. Products without errors (error flag in the MPH set to "0") are used.

4.1 Plot quality information per product (time dependant) coming from level 1b processing

4.1.1 Plot level 1 quality information per product (time dependant): ENVISAT ASCENDING passes



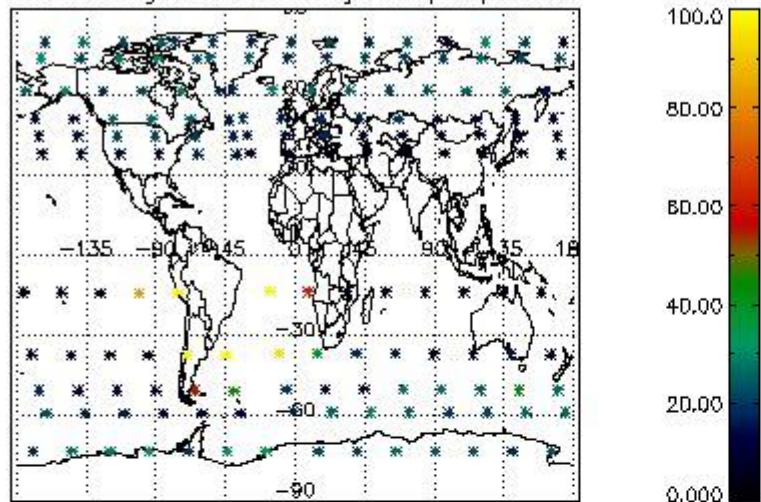
4.1.2 Plot level 1 quality information per product (time dependant): ENVI SAT DESCENDING passes



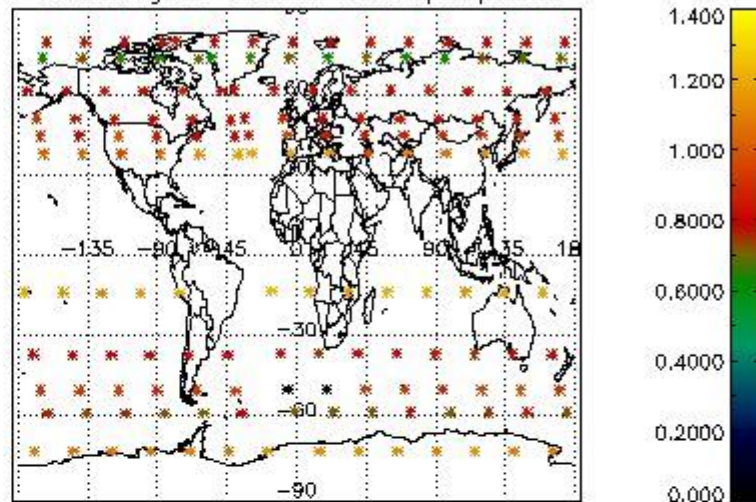
4.2 Plot quality information per product coming from level 1b processing (world map)

4.2.1 Plot level 1 quality information per product (world map): ENVISAT ASCENDING passes

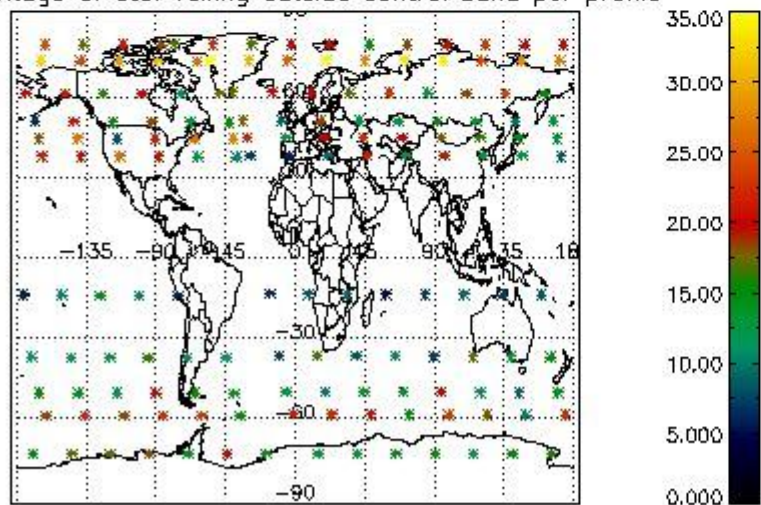
Percentage of cosmic ray hits per profile



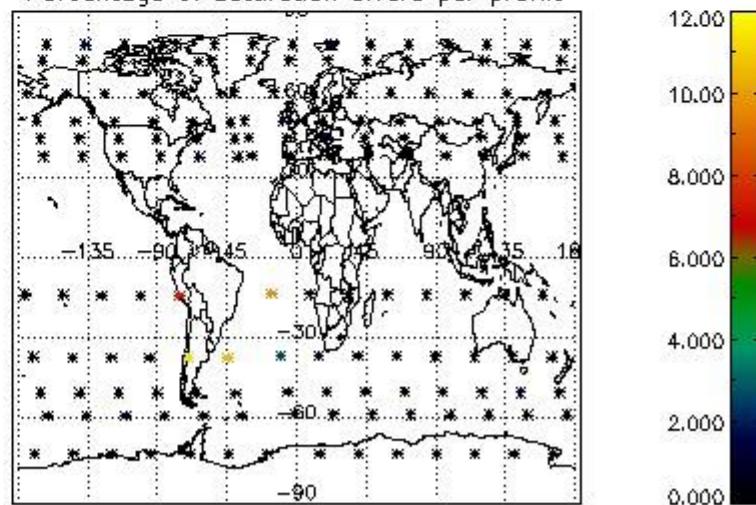
Percentage of datation errors per profile



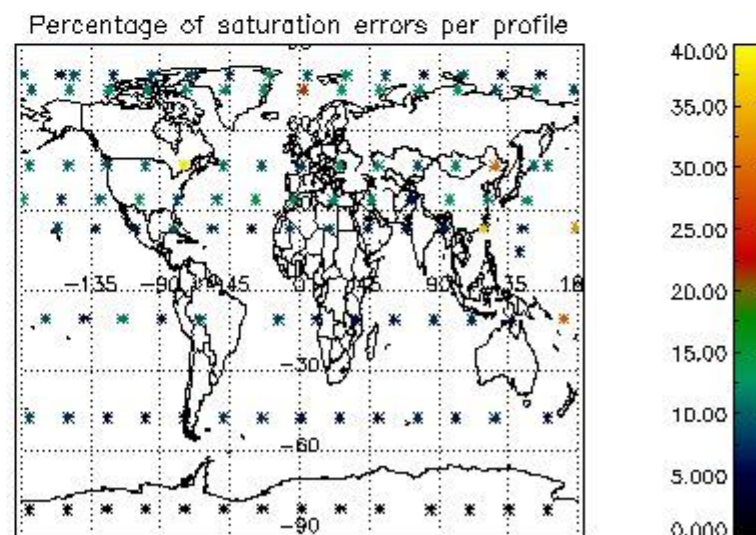
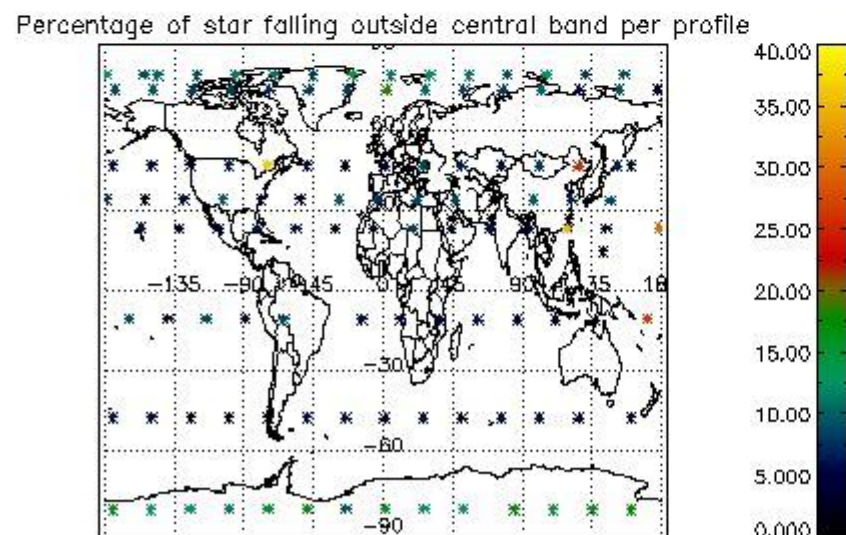
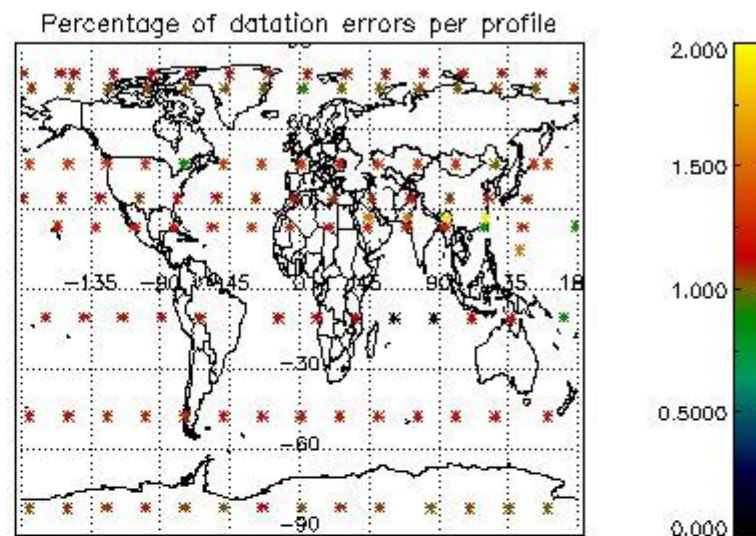
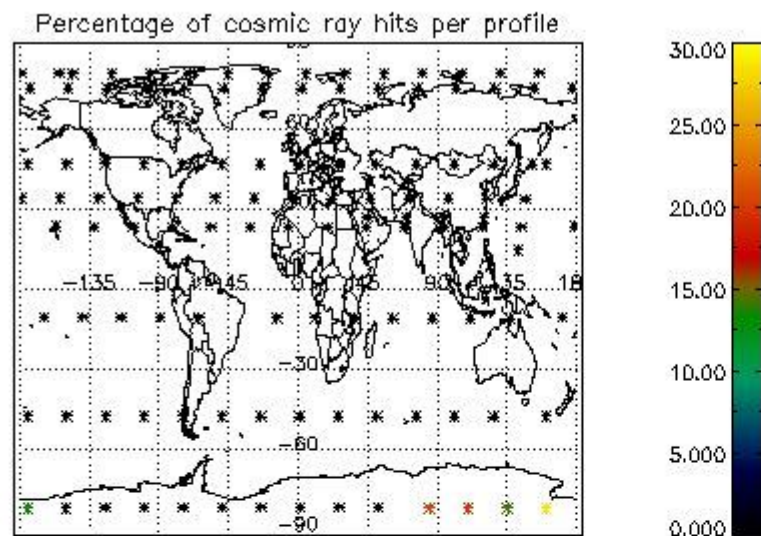
Percentage of star falling outside central band per profile



Percentage of saturation errors per profile



4.2.2 Plot level 1 quality information per product (world map): ENVISAT DESCENDING passes



5. Trace gas profiles

5.1 Ozone statistics based on quality of products

The final quality of the products can be "measured" using the STD (Standard Deviation) attached to every point profile. This information is written to the parameter GOM_NL__2P/NL_LOCAL_SPECIES_DENSITY/o3_std of the level 2 products. The table below shows the statistics for given STD ranges.

The statistics are given with respect to the overall valid production:

- Products without fatal errors: GOM_NL__2P/MPH/PRODUCT_ERR=0
- Valid point profile: GOM_NL__2P/NL_LOCAL_SPECIES_DENSITY/pcd(0)=0

The 'Criteria' is applied to valid points of dark limb products:

- Products in dark limb illumination condition: GOM_NL__2P/NL_SUMMARY_QUALITY/obs_ill_cond=0
- Products without fatal errors: GOM_NL__2P/MPH/PRODUCT_ERR=0
- Valid point profile: GOM_NL__2P/NL_LOCAL_SPECIES_DENSITY/pcd(0)=0

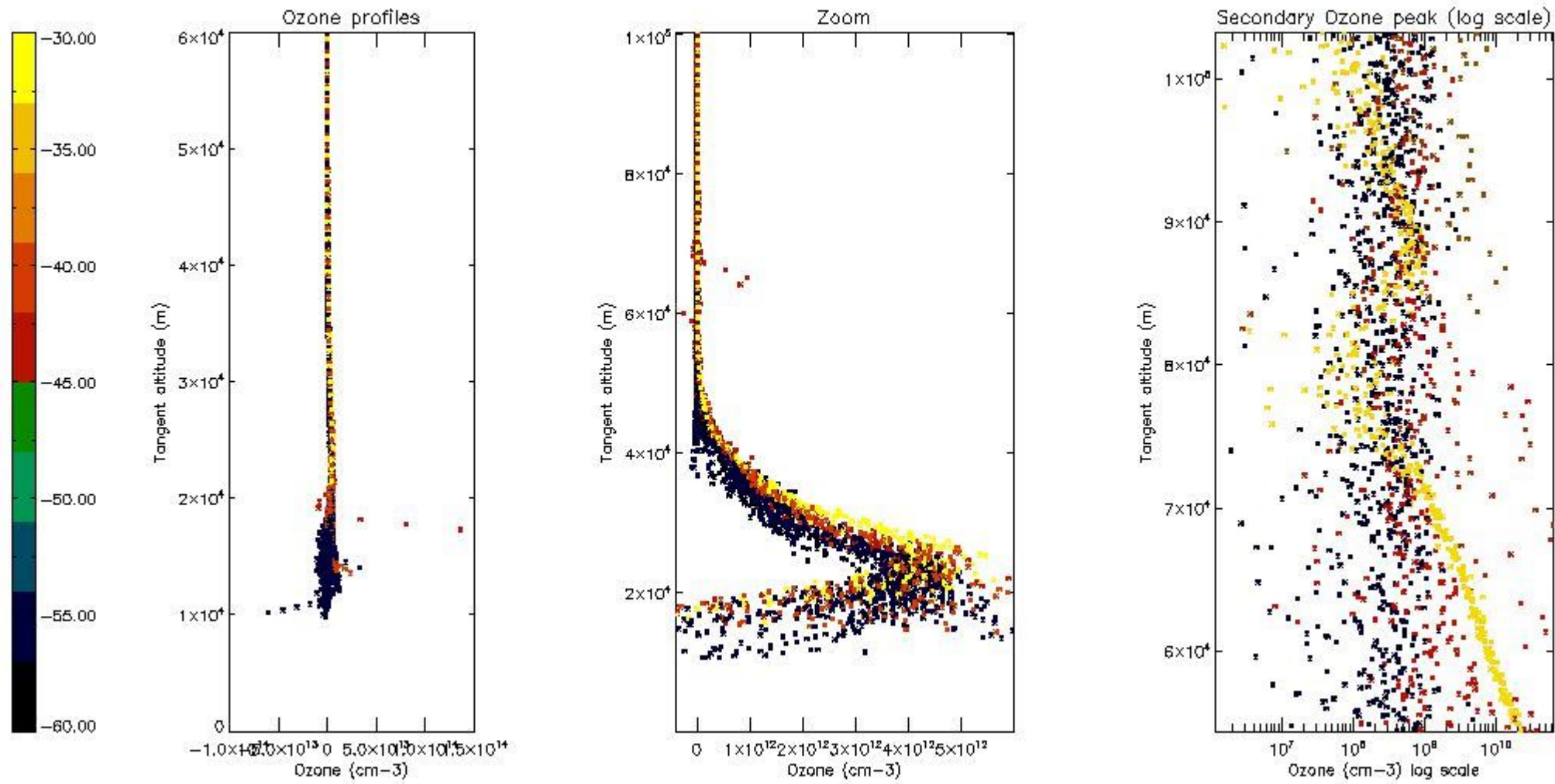
So, the table below shows the percentage of dark limb and valid observations for each criteria with respect to the overall valid daily observations.

Criteria	% of total production
All STD	22
STD < 20	6

STD < 10	3
STD < 5	0

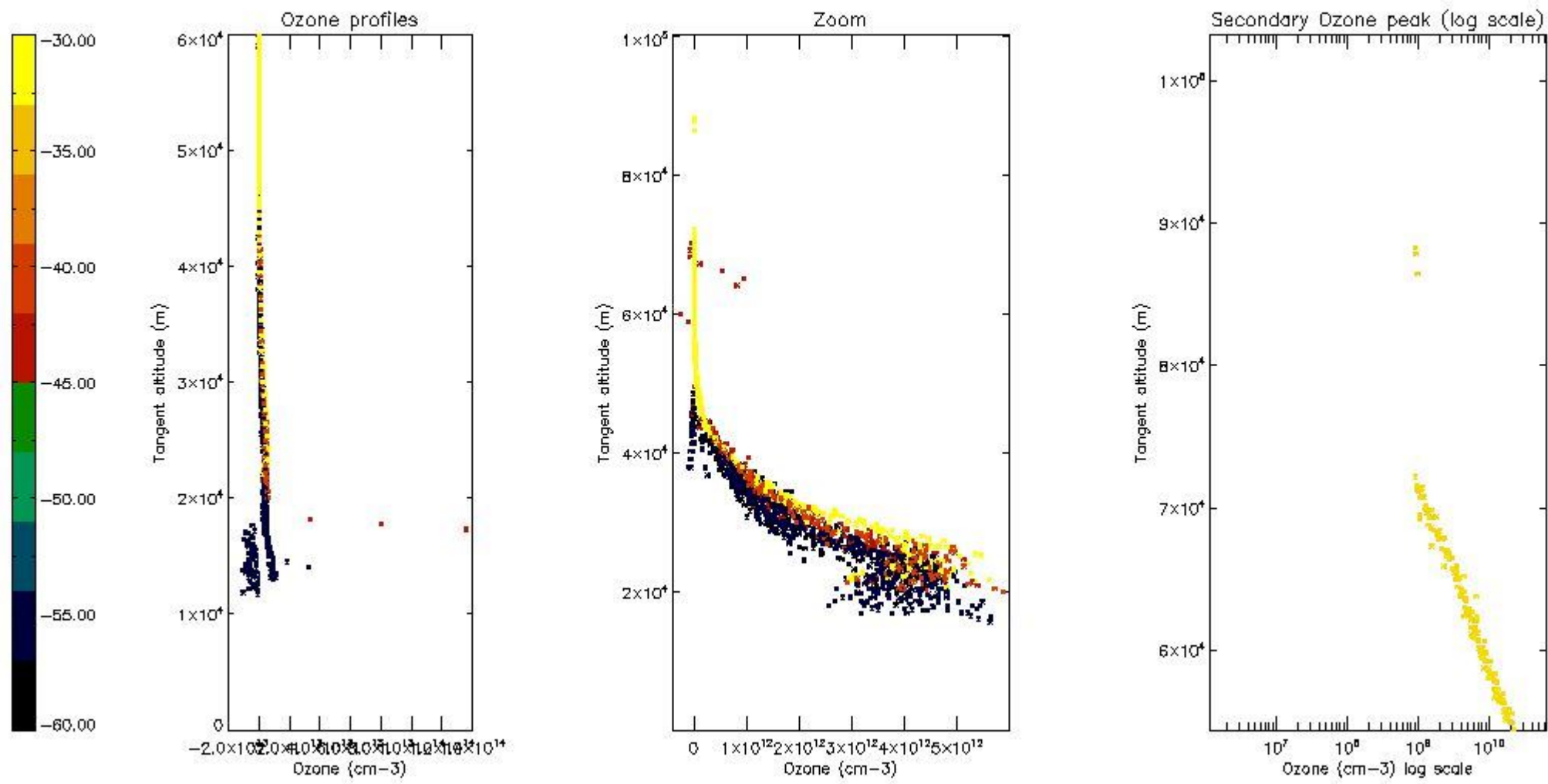
5.2 Plot ozone profiles for all STD (dark without errors)

The colorbar represents the latitude.



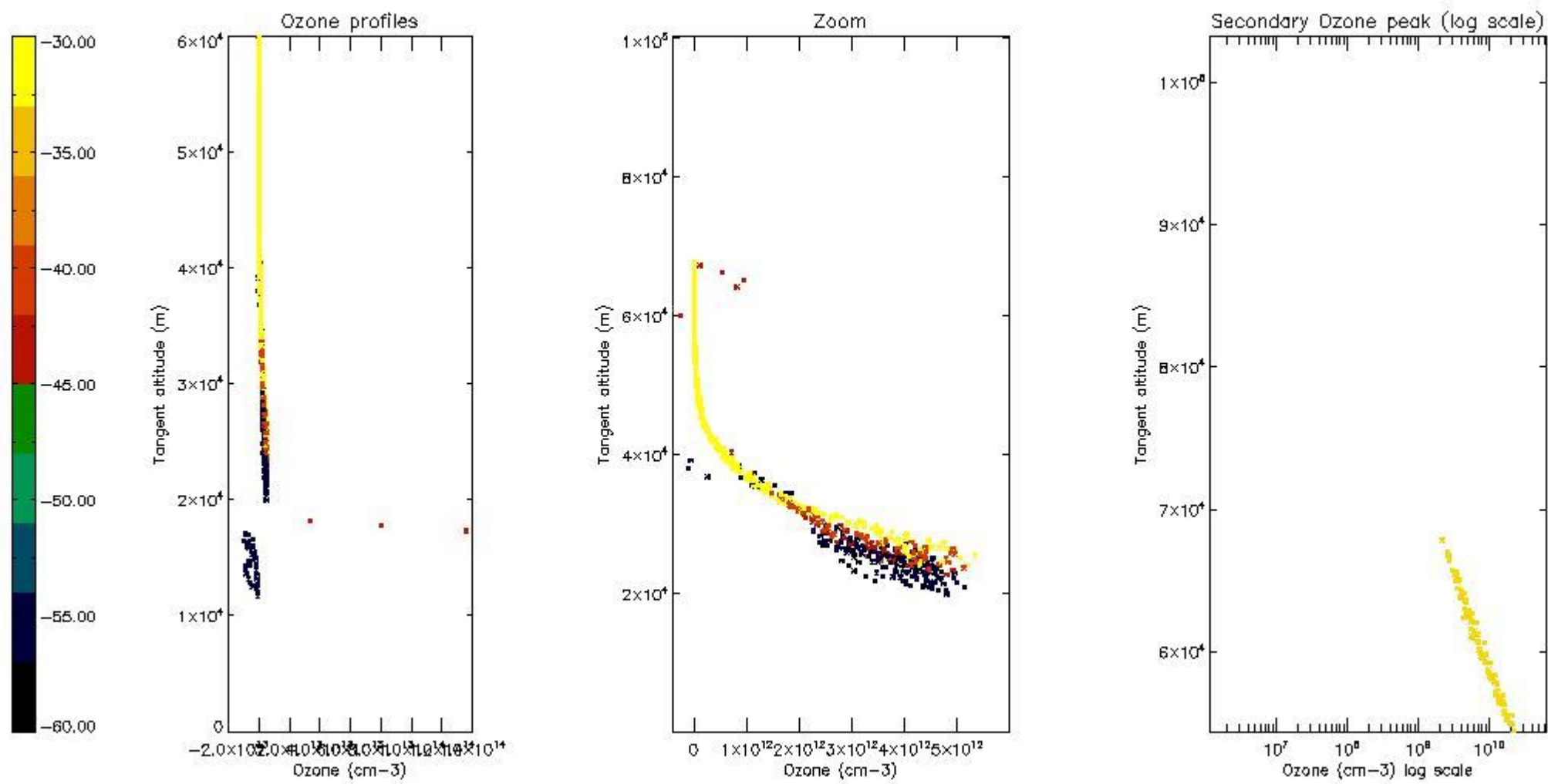
5.3 Plot ozone profiles where STD < 20% (dark without errors)

The colorbar represents the latitude.



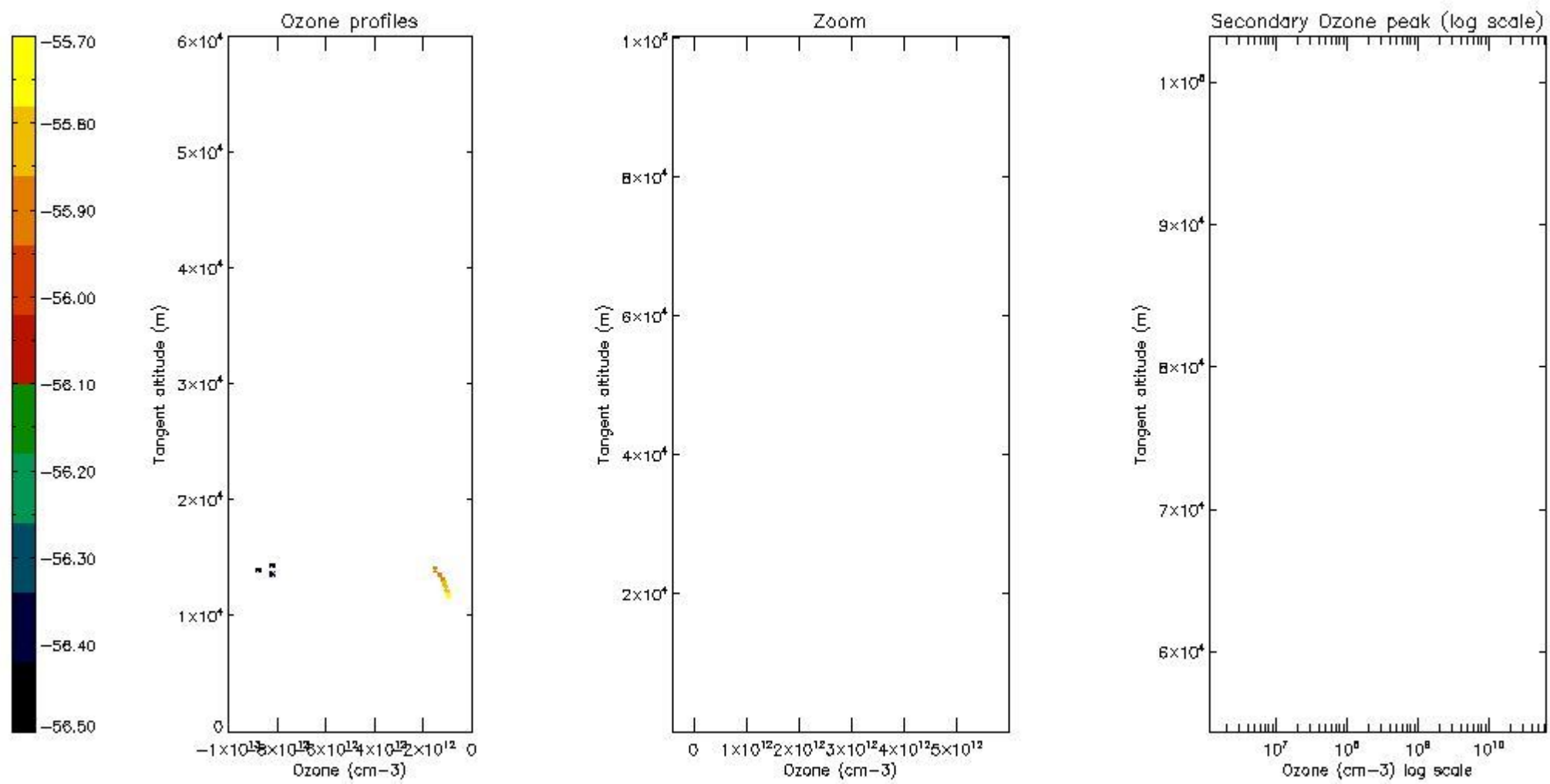
5.4 Plot ozone profiles where STD < 10% (dark without errors)

The colorbar represents the latitude.



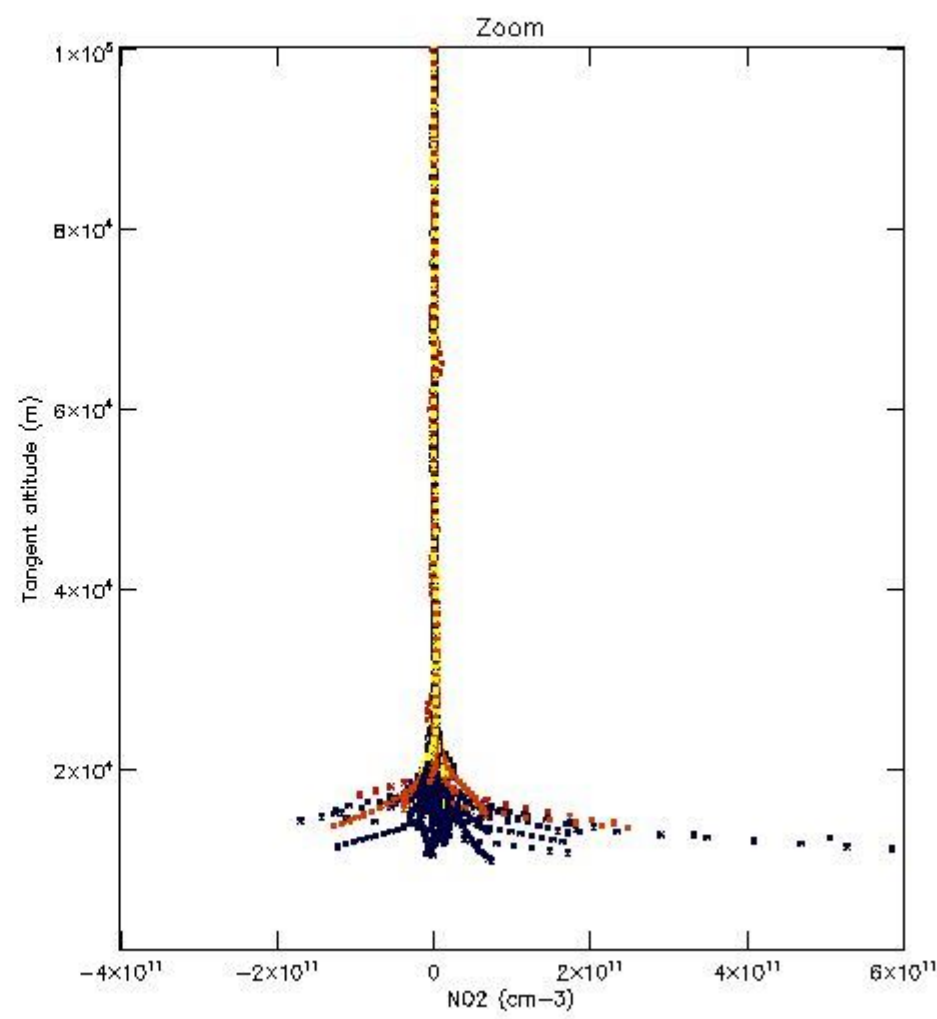
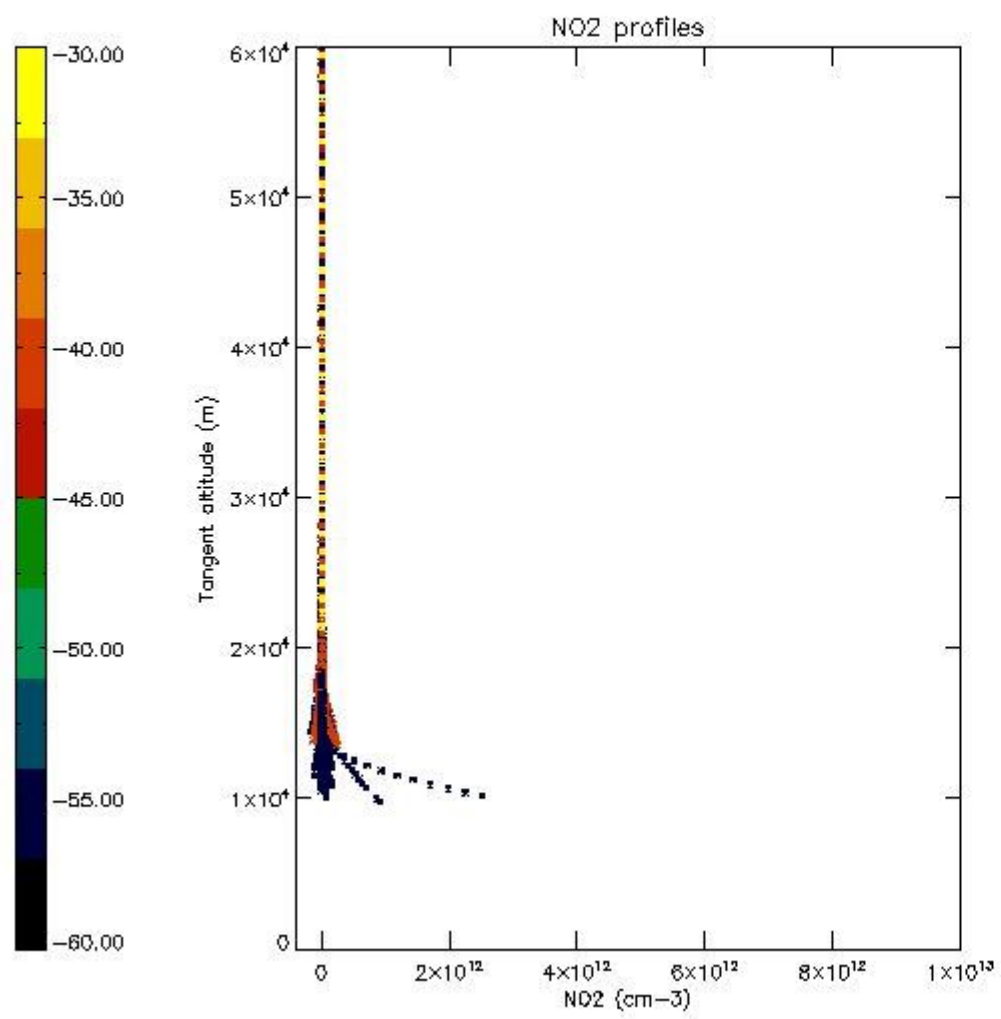
5.5 Plot ozone profiles where $STD < 5\%$ (dark without errors)

The colorbar represents the latitude.



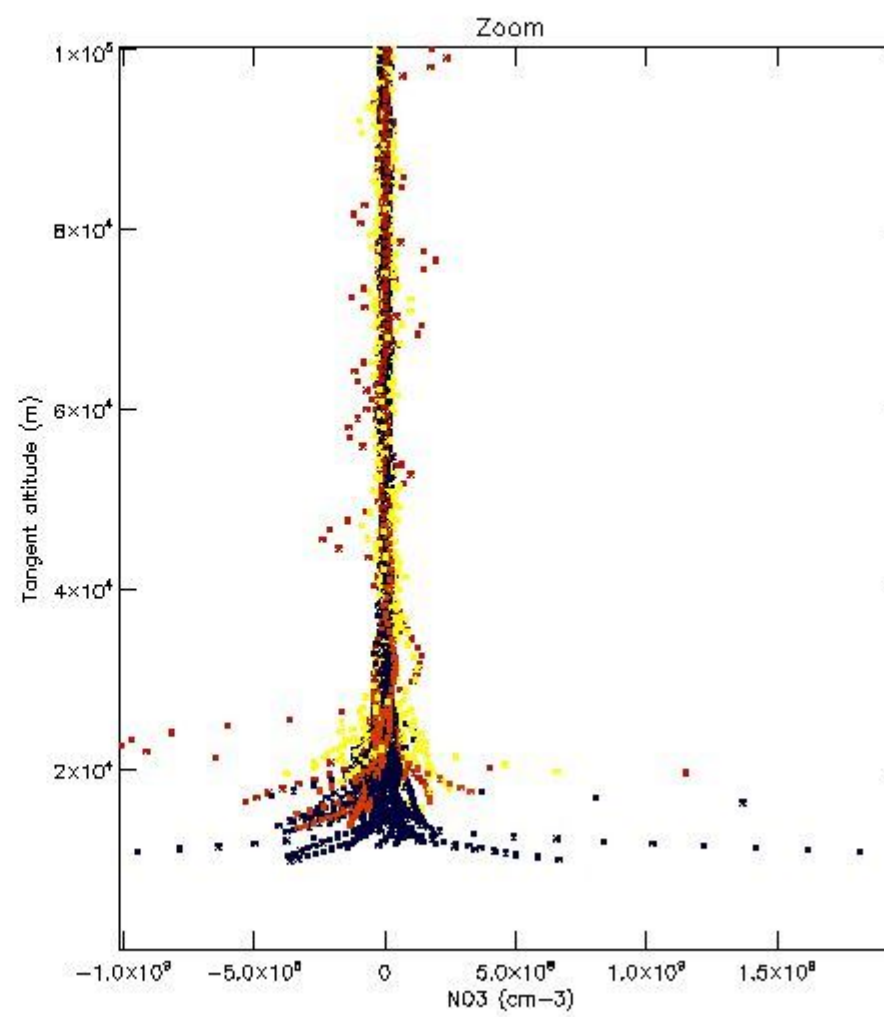
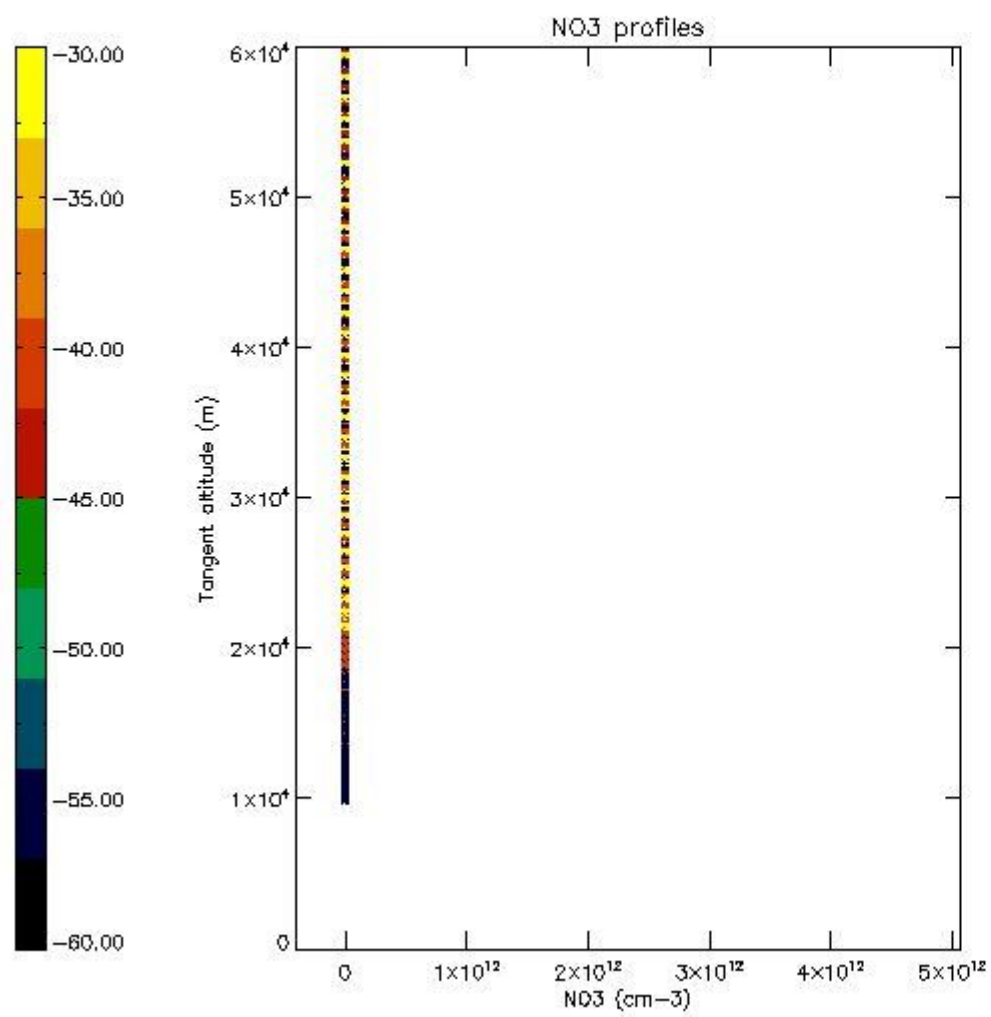
5.6 Plot NO₂ profiles for all STD (dark without errors)

The colorbar represents the latitude.



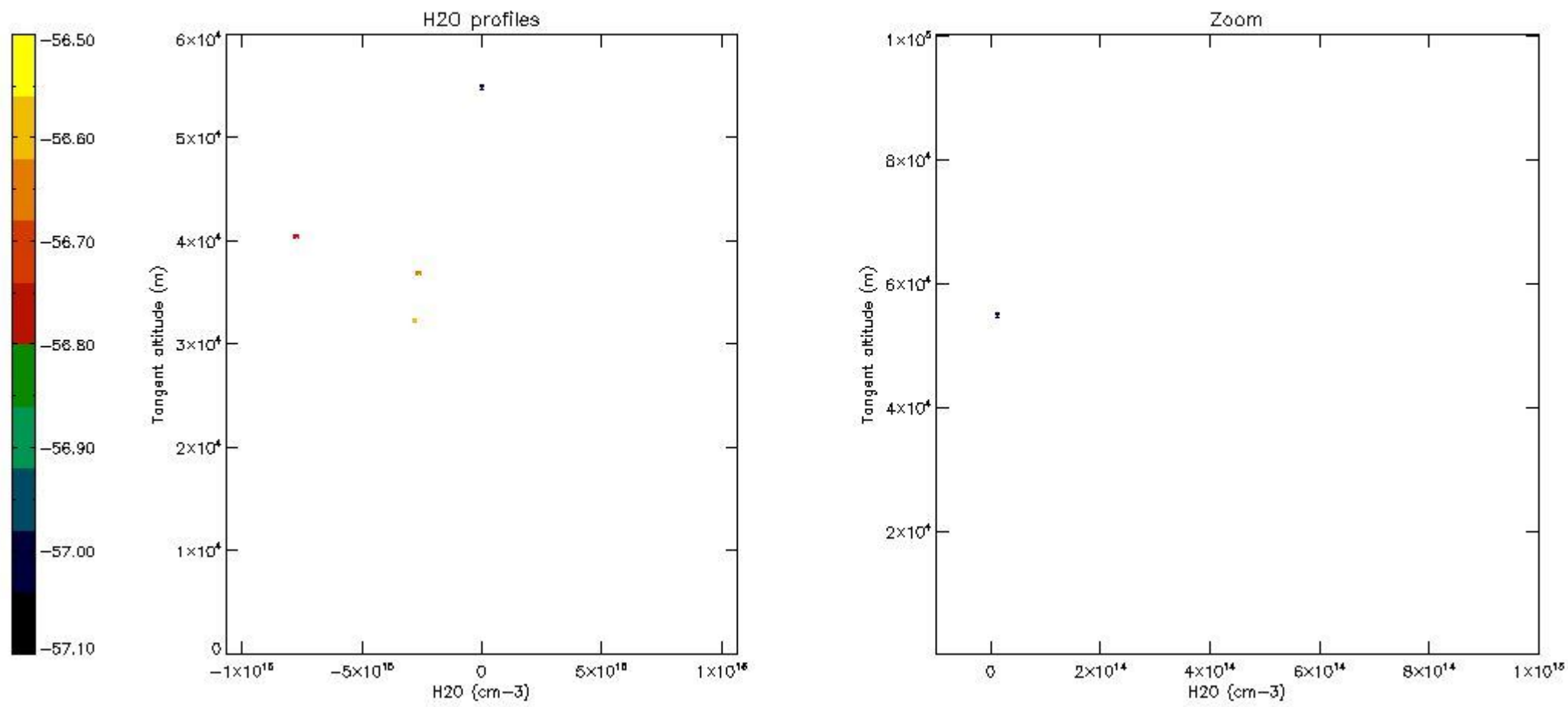
5.7 Plot NO3 profiles for all STD (dark without errors)

The colorbar represents the latitude.



5.8 Plot H2O profiles for all STD (only for occultations of stars 1,2,3,4,13,14,16,26,63 dark without errors)

The colorbar represents the latitude.



6. Auxiliary Data Files used for the production reported in section 2

The number reported in the third column indicates since which file (see list in section 2) the corresponding auxiliary file has been used. The fourth column is the date of those product files.

Type	Auxiliary Filename	Used since product	Used since product date
INST_PHYS_CHARACTERISTICS	GOM_INS_AXVIEC20091111_143220_20030716_120000_20500101_000000	1	01-MAY-2011 00:09:12
LEVEL-2_PROC_CONFIG	GOM_PR2_AXVIEC20091111_152718_20020301_000000_20500101_000000	1	01-MAY-2011 00:09:12
CROSS_SECTIONS_FILE	GOM_CRS_AXVIEC20091111_154832_20020301_000000_20500101_000000	1	01-MAY-2011 00:09:12

GOMOS Level 2 Daily Report

SUMMARY

[1. General Info](#)

[2. Summary of processed GOM_NL_2P products](#)

[3. Level 2 Quality information per product](#)

[3.1 Plot of level 2 quality information per product \(time dependant\)](#)

[3.2 Plot of level 2 quality information per product \(world map\)](#)

[4. Level 1 Quality information per product \(stored on level 2 products\)](#)

[4.1 Plot of level 1 quality information per product \(time dependant\)](#)

[4.1.1 Plot of level 1 quality information per product \(time dependant\): ASCENDING](#)

[4.1.2 Plot of level 1 quality information per product \(time dependant\): DESCENDING](#)

[4.2 Plot of level 1 quality information per product \(world map\)](#)

[4.2.1 Plot of level 1 quality information per product \(world map\): ASCENDING](#)

[4.2.2 Plot of level 1 quality information per product \(world map\): DESCENDING](#)

[5. Ozone profiles based on quality statistics and other trace gas profiles](#)

[5.1 Ozone statistics based on quality of products](#)

[5.2 Plot ozone profiles for all STD \(dark without errors\)](#)

[5.3 Plot ozone profiles where STD < 20% \(dark without errors\)](#)

[5.4. Plot ozone profiles where STD < 10% \(dark without errors\)](#)

[5.5. Plot ozone profiles where STD < 5% \(dark without errors\)](#)

[5.6 Plot NO2 profiles for all STD \(dark without errors\)](#)

[5.7 Plot NO3 profiles for all STD \(dark without errors\)](#)

[5.8 Plot H2O profiles \(only for occultations of stars 1,2,3,4,13,14,16,26,63 dark without errors\) for all STD](#)

[6. Auxiliary Data Files used for the production reported in section 2](#)

This report presents the daily analysis on parameters extracted from GOMOS level 2 data (GOM_NL__2P). It is intended to monitor some important parameters that will impact the quality of these products. A list of level 2 products (and content) that have arrived during the reporting day to the PCF is also given.

Item	Value
Time of report generation	24APR2013 13:07:39
Data source version	GOMOS/6.01
Start time of products	01-05-2011 (01MAY2011 00:00:00)
Stop time of products	02-05-2011 (02MAY2011 00:00:00)
Store outputs in DB	Yes
Nb of level 2 prods	278
Nb of prods with errors	0

2. Summary of processed GOM_NL__2P products.

Nr	Filename	UTC Start time	Limb	Duration	Star Id	Star Name	Star Mag	Star Temp	Nb Meas	Orbit	Prod. error
1	GOM_NL__2PRFIN20110501_000912_000000433102_00074_47933_0504.N1	01-MAY-2011 00:09:12	Straylight	43.000	141	Bet Ara	2.8400	4600.0	86	47933	No
2	GOM_NL__2PRFIN20110501_001105_000000643102_00074_47933_0505.N1	01-MAY-2011 00:11:05	Straylight	64.000	40	The Sco	1.8590	7100.0	128	47933	No
3	GOM_NL__2PRFIN20110501_001249_000000613102_00074_47933_0506.N1	01-MAY-2011 00:12:49	Straylight	60.500	25	35Lam Sco	1.6200	28000.	121	47933	No
4	GOM_NL__2PRFIN20110501_001555_000000603102_00074_47933_0507.N1	01-MAY-2011 00:15:55	Straylight	60.000	75	26Eps Sco	2.2910	4250.0	120	47933	No
5	GOM_NL__2PRFIN20110501_001937_000000723102_00074_47933_0508.N1	01-MAY-2011 00:19:37	Twilight	71.500	16	21Alp Sco	1.0200	3000.0	143	47933	No
6	GOM_NL__2PRFIN20110501_002150_000000613102_00074_47933_0509.N1	01-MAY-2011 00:21:50	Twilight	60.500	80	7Del Sco	2.3160	30000.	121	47933	No
7	GOM_NL__2PRFIN20110501_002459_000000443102_00074_47933_0510.N1	01-MAY-2011 00:24:59	Bright	43.500	122	9Alp2Lib	2.7470	9700.0	87	47933	No
8	GOM_NL__2PRFIN20110501_002714_000000473102_00074_47933_0511.N1	01-MAY-2011 00:27:14	Bright	47.000	104	27Bet Lib	2.6140	13100.	94	47933	No
9	GOM_NL__2PRFIN20110501_003537_000000393102_00074_47933_0512.N1	01-MAY-2011 00:35:37	Bright	38.500	111	8Eta Boo	2.6800	6000.0	77	47933	No
10	GOM_NL__2PRFIN20110501_003915_000000463102_00074_47933_0513.N1	01-MAY-2011 00:39:15	Bright	46.000	83		2.3780	11000.	92	47933	No
11	GOM_NL__2PRFIN20110501_004216_000000413102_00074_47933_0514.N1	01-MAY-2011 00:42:16	Bright	40.500	180	27Gam Boo	3.0400	8000.0	81	47933	No
12	GOM_NL__2PRFIN20110501_004435_000000333102_00074_47933_0515.N1	01-MAY-2011 00:44:35	Bright	33.000	39	85Eta UMa	1.8540	24000.	66	47933	No
13	GOM_NL__2PRFIN20110501_005146_000000433102_00074_47933_0516.N1	01-MAY-2011 00:51:46	Bright	42.500	119	14Eta Dra	2.7270	4700.0	85	47933	No
14	GOM_NL__2PRFIN20110501_010204_000000433102_00074_47933_0517.N1	01-MAY-2011 01:02:04	Bright	42.500	89	5Alp Cep	2.4510	8000.0	85	47933	No
15	GOM_NL__2PRFIN20110501_011326_000000473102_00074_47933_0518.N1	01-MAY-2011 01:13:26	Bright	46.500	164	44Eta Peg	2.9480	5400.0	93	47933	No
16	GOM_NL__2PRFIN20110501_011753_000000453102_00074_47933_0519.N1	01-MAY-2011 01:17:53	Twilight	44.500	90	54Alp Peg	2.4870	11000.	89	47933	No
17	GOM_NL__2PRFIN20110501_012212_000000633102_00074_47933_0520.N1	01-MAY-2011 01:22:12	Dark	63.000	61	8Eps Peg	2.1000	3900.0	126	47933	No
18	GOM_NL__2PRFIN20110501_012438_000000543102_00074_47933_0521.N1	01-MAY-2011 01:24:38	Dark	53.500	162	34Alp Aqr	2.9440	5350.0	107	47933	No
19	GOM_NL__2PRFIN20110501_012823_000000623102_00074_47933_0522.N1	01-MAY-2011 01:28:23	Dark	61.500	154	22Bet Aqr	2.8990	5700.0	123	47933	No
20	GOM_NL__2PRFIN20110501_014927_000000453102_00075_47934_0519.N1	01-MAY-2011 01:49:27	Straylight	44.500	141	Bet Ara	2.8400	4600.0	89	47934	No
21	GOM_NL__2PRFIN20110501_015119_000000643102_00075_47934_0520.N1	01-MAY-2011 01:51:19	Straylight	64.000	40	The Sco	1.8590	7100.0	128	47934	No
22	GOM_NL__2PRFIN20110501_015304_000000603102_00075_47934_0521.N1	01-MAY-2011 01:53:04	Straylight	59.500	25	35Lam Sco	1.6200	28000.	119	47934	No
23	GOM_NL__2PRFIN20110501_015609_000000573102_00075_47934_0522.N1	01-MAY-2011 01:56:09	Straylight	56.500	75	26Eps Sco	2.2910	4250.0	113	47934	No
24	GOM_NL__2PRFIN20110501_015951_000000783102_00075_47934_0523.N1	01-MAY-2011 01:59:51	Twilight	78.000	16	21Alp Sco	1.0200	3000.0	156	47934	No
25	GOM_NL__2PRFIN20110501_020204_000000643102_00075_47934_0524.N1	01-MAY-2011 02:02:04	Twilight	63.500	80	7Del Sco	2.3160	30000.	127	47934	No
26	GOM_NL__2PRFIN20110501_020513_000000463102_00075_47934_0525.N1	01-MAY-2011 02:05:13	Bright	46.000	122	9Alp2Lib	2.7470	9700.0	92	47934	No
27	GOM_NL__2PRFIN20110501_020728_000000493102_00075_47934_0526.N1	01-MAY-2011 02:07:28	Bright	48.500	104	27Bet Lib	2.6140	13100.	97	47934	No
28	GOM_NL__2PRFIN20110501_021551_000000503102_00075_47934_0527.N1	01-MAY-2011 02:15:51	Bright	49.500	111	8Eta Boo	2.6800	6000.0	99	47934	No
29	GOM_NL__2PRFIN20110501_021929_000000463102_00075_47934_0528.N1	01-MAY-2011 02:19:29	Bright	45.500	83		2.3780	11000.	91	47934	No
30	GOM_NL__2PRFIN20110501_022130_000000263102_00075_47934_0529.N1	01-MAY-2011 02:21:30	Twilight	26.000	67	5Alp CrB	2.2210	11000.	52	47934	No
31	GOM_NL__2PRFIN20110501_022229_000000613102_00075_47934_0530.N1	01-MAY-2011 02:22:29	Bright	61.000	180	27Gam Boo	3.0400	8000.0	122	47934	No
32	GOM_NL__2PRFIN20110501_023159_000000443102_00075_47934_0531.N1	01-MAY-2011 02:31:59	Bright	44.000	119	14Eta Dra	2.7270	4700.0	88	47934	No
33	GOM_NL__2PRFIN20110501_024218_000000423102_00075_47934_0532.N1	01-MAY-2011 02:42:18	Bright	42.000	89	5Alp Cep	2.4510	8000.0	84	47934	No
34	GOM_NL__2PRFIN20110501_025340_000000463102_00075_47934_0533.N1	01-MAY-2011 02:53:40	Bright	46.000	164	44Eta Peg	2.9480	5400.0	92	47934	No
35	GOM_NL__2PRFIN20110501_025807_000000483102_00075_47934_0534.N1	01-MAY-2011 02:58:07	Twilight	47.500	90	54Alp Peg	2.4870	11000.	95	47934	No
36	GOM_NL__2PRFIN20110501_030227_000000703102_00075_47934_0535.N1	01-MAY-2011 03:02:27	Dark	70.000	61	8Eps Peg	2.1000	3900.0	140	47934	No
37	GOM_NL__2PRFIN20110501_030453_000000553102_00075_47934_0536.N1	01-MAY-2011 03:04:53	Dark	54.500	162	34Alp Aqr	2.9440	5350.0	109	47934	No
38	GOM_NL__2PRFIN20110501_030839_000000613102_00075_47934_0537.N1	01-MAY-2011 03:08:39	Dark	61.000	154	22Bet Aqr	2.8990	5700.0	122	47934	No
39	GOM_NL__2PRFIN20110501_031511_000000423102_00075_47934_0538.N1	01-MAY-2011 03:15:11	Dark	41.500	172	Gam Gru	3.0030	13100.	83	47934	No
40	GOM_NL__2PRFIN20110501_032942_000000493102_00076_47935_0530.N1	01-MAY-2011 03:29:42	Straylight	48.500	141	Bet Ara	2.8400	4600.0	97	47935	No
41	GOM_NL__2PRFIN20110501_033135_000000593102_00076_47935_0531.N1	01-MAY-2011 03:31:35	Straylight	58.500	40	The Sco	1.8590	7100.0	117	47935	No
42	GOM_NL__2PRFIN20110501_033319_000000643102_00076_47935_0532.N1	01-MAY-2011 03:33:19	Straylight	63.500	25	35Lam Sco	1.6200	28000.	127	47935	No

43	GOM_NL__2PRFIN20110501_033624_000000623102_00076_47935_0533.N1	01-MAY-2011 03:36:24	Straylight	61.500	75	26Eps Sco	2.2910	4250.0	123	47935	No
44	GOM_NL__2PRFIN20110501_034006_000000753102_00076_47935_0534.N1	01-MAY-2011 03:40:06	Twilight	75.000	16	21Alp Sco	1.0200	3000.0	150	47935	No
45	GOM_NL__2PRFIN20110501_034219_000000603102_00076_47935_0535.N1	01-MAY-2011 03:42:19	Twilight	60.000	80	7Del Sco	2.3160	30000.	120	47935	No
46	GOM_NL__2PRFIN20110501_034527_000000443102_00076_47935_0536.N1	01-MAY-2011 03:45:27	Bright	43.500	122	9Alp2Lib	2.7470	9700.0	87	47935	No
47	GOM_NL__2PRFIN20110501_034742_000000473102_00076_47935_0537.N1	01-MAY-2011 03:47:42	Bright	47.000	104	27Bet Lib	2.6140	13100.	94	47935	No
48	GOM_NL__2PRFIN20110501_035605_000000393102_00076_47935_0538.N1	01-MAY-2011 03:56:05	Bright	39.000	111	8Eta Boo	2.6800	6000.0	78	47935	No
49	GOM_NL__2PRFIN20110501_035942_000000473102_00076_47935_0539.N1	01-MAY-2011 03:59:42	Bright	47.000	83		2.3780	11000.	94	47935	No
50	GOM_NL__2PRFIN20110501_040143_000000263102_00076_47935_0540.N1	01-MAY-2011 04:01:43	Twilight	26.000	67	5Alp CrB	2.2210	11000.	52	47935	No
51	GOM_NL__2PRFIN20110501_040243_000000413102_00076_47935_0541.N1	01-MAY-2011 04:02:43	Bright	40.500	180	27Gam Boo	3.0400	8000.0	81	47935	No
52	GOM_NL__2PRFIN20110501_041212_000000443102_00076_47935_0542.N1	01-MAY-2011 04:12:12	Bright	44.000	119	14Eta Dra	2.7270	4700.0	88	47935	No
53	GOM_NL__2PRFIN20110501_042232_000000433102_00076_47935_0543.N1	01-MAY-2011 04:22:32	Bright	42.500	89	5Alp Cep	2.4510	8000.0	85	47935	No
54	GOM_NL__2PRFIN20110501_043354_000000483102_00076_47935_0544.N1	01-MAY-2011 04:33:54	Bright	48.000	164	44Eta Peg	2.9480	5400.0	96	47935	No
55	GOM_NL__2PRFIN20110501_043821_000000453102_00076_47935_0545.N1	01-MAY-2011 04:38:21	Twilight	45.000	90	54Alp Peg	2.4870	11000.	90	47935	No
56	GOM_NL__2PRFIN20110501_044242_000000693102_00076_47935_0546.N1	01-MAY-2011 04:42:42	Dark	69.000	61	8Eps Peg	2.1000	3900.0	138	47935	No
57	GOM_NL__2PRFIN20110501_044508_000000583102_00076_47935_0547.N1	01-MAY-2011 04:45:08	Dark	57.500	162	34Alp Aqr	2.9440	5350.0	115	47935	No
58	GOM_NL__2PRFIN20110501_044854_000000653102_00076_47935_0548.N1	01-MAY-2011 04:48:54	Dark	64.500	154	22Bet Aqr	2.8990	5700.0	129	47935	No
59	GOM_NL__2PRFIN20110501_045526_000000443102_00076_47935_0549.N1	01-MAY-2011 04:55:26	Dark	43.500	172	Gam Gru	3.0030	13100.	87	47935	No
60	GOM_NL__2PRFIN20110501_050957_000000523102_00077_47936_0544.N1	01-MAY-2011 05:09:57	Straylight	52.000	141	Bet Ara	2.8400	4600.0	104	47936	No
61	GOM_NL__2PRFIN20110501_051150_000000513102_00077_47936_0545.N1	01-MAY-2011 05:11:50	Straylight	50.500	40	The Sco	1.8590	7100.0	101	47936	No
62	GOM_NL__2PRFIN20110501_051334_000000613102_00077_47936_0546.N1	01-MAY-2011 05:13:34	Straylight	61.000	25	35Lam Sco	1.6200	28000.	122	47936	No
63	GOM_NL__2PRFIN20110501_051639_000000593102_00077_47936_0547.N1	01-MAY-2011 05:16:39	Straylight	59.000	75	26Eps Sco	2.2910	4250.0	118	47936	No
64	GOM_NL__2PRFIN20110501_052020_000000703102_00077_47936_0548.N1	01-MAY-2011 05:20:20	Twilight	69.500	16	21Alp Sco	1.0200	3000.0	139	47936	No
65	GOM_NL__2PRFIN20110501_052233_000000653102_00077_47936_0549.N1	01-MAY-2011 05:22:33	Twilight	65.000	80	7Del Sco	2.3160	30000.	130	47936	No
66	GOM_NL__2PRFIN20110501_052541_000000433102_00077_47936_0550.N1	01-MAY-2011 05:25:41	Bright	43.000	122	9Alp2Lib	2.7470	9700.0	86	47936	No
67	GOM_NL__2PRFIN20110501_052756_000000493102_00077_47936_0551.N1	01-MAY-2011 05:27:56	Bright	49.000	104	27Bet Lib	2.6140	13100.	98	47936	No
68	GOM_NL__2PRFIN20110501_053619_000000383102_00077_47936_0552.N1	01-MAY-2011 05:36:19	Bright	38.000	111	8Eta Boo	2.6800	6000.0	76	47936	No
69	GOM_NL__2PRFIN20110501_053956_000000433102_00077_47936_0553.N1	01-MAY-2011 05:39:56	Bright	42.500	83		2.3780	11000.	85	47936	No
70	GOM_NL__2PRFIN20110501_054156_000000333102_00077_47936_0554.N1	01-MAY-2011 05:41:56	Twilight	33.000	67	5Alp CrB	2.2210	11000.	66	47936	No
71	GOM_NL__2PRFIN20110501_054256_000000413102_00077_47936_0555.N1	01-MAY-2011 05:42:56	Bright	40.500	180	27Gam Boo	3.0400	8000.0	81	47936	No
72	GOM_NL__2PRFIN20110501_055226_000000443102_00077_47936_0556.N1	01-MAY-2011 05:52:26	Bright	43.500	119	14Eta Dra	2.7270	4700.0	87	47936	No
73	GOM_NL__2PRFIN20110501_060245_000000423102_00077_47936_0557.N1	01-MAY-2011 06:02:45	Bright	41.500	89	5Alp Cep	2.4510	8000.0	83	47936	No
74	GOM_NL__2PRFIN20110501_061409_000000443102_00077_47936_0558.N1	01-MAY-2011 06:14:09	Bright	44.000	164	44Eta Peg	2.9480	5400.0	88	47936	No
75	GOM_NL__2PRFIN20110501_061835_000000473102_00077_47936_0559.N1	01-MAY-2011 06:18:35	Twilight	46.500	90	54Alp Peg	2.4870	11000.	93	47936	No
76	GOM_NL__2PRFIN20110501_062257_000000663102_00077_47936_0560.N1	01-MAY-2011 06:22:57	Dark	66.000	61	8Eps Peg	2.1000	3900.0	132	47936	No
77	GOM_NL__2PRFIN20110501_062523_000000533102_00077_47936_0561.N1	01-MAY-2011 06:25:23	Dark	53.000	162	34Alp Aqr	2.9440	5350.0	106	47936	No
78	GOM_NL__2PRFIN20110501_062909_000000633102_00077_47936_0562.N1	01-MAY-2011 06:29:09	Dark	63.000	154	22Bet Aqr	2.8990	5700.0	126	47936	No
79	GOM_NL__2PRFIN20110501_063540_000000453102_00077_47936_0563.N1	01-MAY-2011 06:35:40	Dark	45.000	172	Gam Gru	3.0030	13100.	90	47936	No
80	GOM_NL__2PRFIN20110501_065011_000000493102_00078_47937_0556.N1	01-MAY-2011 06:50:11	Straylight	49.000	141	Bet Ara	2.8400	4600.0	98	47937	No
81	GOM_NL__2PRFIN20110501_065204_000000633102_00078_47937_0557.N1	01-MAY-2011 06:52:04	Straylight	62.500	40	The Sco	1.8590	7100.0	125	47937	No
82	GOM_NL__2PRFIN20110501_065349_000000653102_00078_47937_0558.N1	01-MAY-2011 06:53:49	Straylight	65.000	25	35Lam Sco	1.6200	28000.	130	47937	No
83	GOM_NL__2PRFIN20110501_065654_000000633102_00078_47937_0559.N1	01-MAY-2011 06:56:54	Straylight	63.000	75	26Eps Sco	2.2910	4250.0	126	47937	No
84	GOM_NL__2PRFIN20110501_070035_000000793102_00078_47937_0560.N1	01-MAY-2011 07:00:35	Twilight	78.500	16	21Alp Sco	1.0200	3000.0	157	47937	No
85	GOM_NL__2PRFIN20110501_070248_000000623102_00078_47937_0561.N1	01-MAY-2011 07:02:48	Twilight	61.500	80	7Del Sco	2.3160	30000.	123	47937	No
86	GOM_NL__2PRFIN20110501_070555_000000453102_00078_47937_0562.N1	01-MAY-2011 07:05:55	Bright	45.000	122	9Alp2Lib	2.7470	9700.0	90	47937	No
87	GOM_NL__2PRFIN20110501_070810_000000483102_00078_47937_0563.N1	01-MAY-2011 07:08:10	Bright	48.000	104	27Bet Lib	2.6140	13100.	96	47937	No
88	GOM_NL__2PRFIN20110501_071633_000000393102_00078_47937_0564.N1	01-MAY-2011 07:16:33	Bright	39.000	111	8Eta Boo	2.6800	6000.0	78	47937	No
89	GOM_NL__2PRFIN20110501_072009_000000463102_00078_47937_0565.N1	01-MAY-2011 07:20:09	Bright	46.000	83		2.3780	11000.	92	47937	No
90	GOM_NL__2PRFIN20110501_072209_000000333102_00078_47937_0566.N1	01-MAY-2011 07:22:09	Twilight	33.000	67	5Alp CrB	2.2210	11000.	66	47937	No
91	GOM_NL__2PRFIN20110501_072310_000000413102_00078_47937_0567.N1	01-MAY-2011 07:23:10	Bright	40.500	180	27Gam Boo	3.0400	8000.0	81	47937	No
92	GOM_NL__2PRFIN20110501_073239_000000443102_00078_47937_0568.N1	01-MAY-2011 07:32:39	Bright	44.000	119	14Eta Dra	2.7270	4700.0	88	47937	No
93	GOM_NL__2PRFIN20110501_074259_000000423102_00078_47937_0569.N1	01-MAY-2011 07:42:59	Bright	42.000	89	5Alp Cep	2.4510	8000.0	84	47937	No
94	GOM_NL__2PRFIN20110501_075423_000000493102_00078_47937_0570.N1	01-MAY-2011 07:54:23	Bright	49.000	164	44Eta Peg	2.9480	5400.0	98	47937	No
95	GOM_NL__2PRFIN20110501_075850_000000473102_00078_47937_0571.N1	01-MAY-2011 07:58:50	Twilight	46.500	90	54Alp Peg	2.4870	11000.	93	47937	No
96	GOM_NL__2PRFIN20110501_080312_000000693102_00078_47937_0572.N1	01-MAY-2011 08:03:12	Dark	69.000	61	8Eps Peg	2.1000	3900.0	138	47937	No
97	GOM_NL__2PRFIN20110501_080538_000000553102_00078_47937_0573.N1	01-MAY-2011 08:05:38	Dark	54.500	162	34Alp Aqr	2.9440	5350.0	109	47937	No
98	GOM_NL__2PRFIN20110501_080924_000000633102_00078_47937_0574.N1	01-MAY-2011 08:09:24	Dark	62.500	154	22Bet Aqr	2.8990	5700.0	125	47937	No
99	GOM_NL__2PRFIN20110501_081555_000000443102_00078_47937_0575.N1	01-MAY-2011 08:15:55	Dark	43.500	172	Gam Gru	3.0030	13100.	87	47937	No
100	GOM_NL__2PRFIN20110501_083026_000000493102_00079_47938_0613.N1	01-MAY-2011 08:30:26	Straylight	49.000	141	Bet Ara	2.8400	4600.0	98	47938	No
101	GOM_NL__2PRFIN20110501_083219_000000563102_00079_47938_0614.N1	01-MAY-2011 08:32:19	Straylight	56.000	40	The Sco	1.8590	7100.0	112	47938	No

102	GOM_NL__2PRFIN20110501_083411_000000553102_00079_47938_0615.N1	01-MAY-2011 08:34:11	Straylight	54.500	115	34Ups Sco	2.6960	26000.	109	47938	No
103	GOM_NL__2PRFIN20110501_083708_000000623102_00079_47938_0616.N1	01-MAY-2011 08:37:08	Straylight	62.000	75	26Eps Sco	2.2910	4250.0	124	47938	No
104	GOM_NL__2PRFIN20110501_084049_000000733102_00079_47938_0617.N1	01-MAY-2011 08:40:49	Twilight	72.500	16	21Alp Sco	1.0200	3000.0	145	47938	No
105	GOM_NL__2PRFIN20110501_084302_000000613102_00079_47938_0618.N1	01-MAY-2011 08:43:02	Twilight	61.000	80	7Del Sco	2.3160	30000.	122	47938	No
106	GOM_NL__2PRFIN20110501_084610_000000443102_00079_47938_0619.N1	01-MAY-2011 08:46:10	Bright	43.500	122	9Alp2Lib	2.7470	9700.0	87	47938	No
107	GOM_NL__2PRFIN20110501_084824_000000493102_00079_47938_0620.N1	01-MAY-2011 08:48:24	Bright	48.500	104	27Bet Lib	2.6140	13100.	97	47938	No
108	GOM_NL__2PRFIN20110501_085647_000000403102_00079_47938_0621.N1	01-MAY-2011 08:56:47	Bright	40.000	111	8Eta Boo	2.6800	6000.0	80	47938	No
109	GOM_NL__2PRFIN20110501_090023_000000473102_00079_47938_0622.N1	01-MAY-2011 09:00:23	Bright	46.500	83		2.3780	11000.	93	47938	No
110	GOM_NL__2PRFIN20110501_090324_000000423102_00079_47938_0623.N1	01-MAY-2011 09:03:24	Bright	42.000	180	27Gam Boo	3.0400	8000.0	84	47938	No
111	GOM_NL__2PRFIN20110501_091253_000000443102_00079_47938_0624.N1	01-MAY-2011 09:12:53	Bright	44.000	119	14Eta Dra	2.7270	4700.0	88	47938	No
112	GOM_NL__2PRFIN20110501_092313_000000423102_00079_47938_0625.N1	01-MAY-2011 09:23:13	Bright	42.000	89	5Alp Cep	2.4510	8000.0	84	47938	No
113	GOM_NL__2PRFIN20110501_093437_000000483102_00079_47938_0626.N1	01-MAY-2011 09:34:37	Bright	47.500	164	44Eta Peg	2.9480	5400.0	95	47938	No
114	GOM_NL__2PRFIN20110501_093904_000000473102_00079_47938_0627.N1	01-MAY-2011 09:39:04	Twilight	47.000	90	54Alp Peg	2.4870	11000.	94	47938	No
115	GOM_NL__2PRFIN20110501_094327_000000663102_00079_47938_0628.N1	01-MAY-2011 09:43:27	Dark	65.500	61	8Eps Peg	2.1000	3900.0	131	47938	No
116	GOM_NL__2PRFIN20110501_094552_000000553102_00079_47938_0629.N1	01-MAY-2011 09:45:52	Dark	55.000	162	34Alp Aqr	2.9440	5350.0	110	47938	No
117	GOM_NL__2PRFIN20110501_094939_000000633102_00079_47938_0630.N1	01-MAY-2011 09:49:39	Dark	62.500	154	22Bet Aqr	2.8990	5700.0	125	47938	No
118	GOM_NL__2PRFIN20110501_095610_000000423102_00079_47938_0631.N1	01-MAY-2011 09:56:10	Dark	41.500	172	Gam Gru	3.0030	13100.	83	47938	No
119	GOM_NL__2PRFIN20110501_101040_000000433102_00080_47939_0645.N1	01-MAY-2011 10:10:40	Straylight	42.500	141	Bet Ara	2.8400	4600.0	85	47939	No
120	GOM_NL__2PRFIN20110501_101234_000000543102_00080_47939_0646.N1	01-MAY-2011 10:12:34	Straylight	54.000	40	The Sco	1.8590	7100.0	108	47939	No
121	GOM_NL__2PRFIN20110501_101425_000000593102_00080_47939_0647.N1	01-MAY-2011 10:14:25	Straylight	58.500	115	34Ups Sco	2.6960	26000.	117	47939	No
122	GOM_NL__2PRFIN20110501_101723_000000593102_00080_47939_0648.N1	01-MAY-2011 10:17:23	Straylight	58.500	75	26Eps Sco	2.2910	4250.0	117	47939	No
123	GOM_NL__2PRFIN20110501_102104_000000733102_00080_47939_0649.N1	01-MAY-2011 10:21:04	Twilight	73.000	16	21Alp Sco	1.0200	3000.0	146	47939	No
124	GOM_NL__2PRFIN20110501_102316_000000643102_00080_47939_0650.N1	01-MAY-2011 10:23:16	Twilight	63.500	80	7Del Sco	2.3160	30000.	127	47939	No
125	GOM_NL__2PRFIN20110501_102624_000000453102_00080_47939_0651.N1	01-MAY-2011 10:26:24	Bright	44.500	122	9Alp2Lib	2.7470	9700.0	89	47939	No
126	GOM_NL__2PRFIN20110501_102838_000000493102_00080_47939_0652.N1	01-MAY-2011 10:28:38	Bright	48.500	104	27Bet Lib	2.6140	13100.	97	47939	No
127	GOM_NL__2PRFIN20110501_103700_000000383102_00080_47939_0653.N1	01-MAY-2011 10:37:00	Bright	37.500	111	8Eta Boo	2.6800	6000.0	75	47939	No
128	GOM_NL__2PRFIN20110501_104036_000000463102_00080_47939_0654.N1	01-MAY-2011 10:40:36	Bright	45.500	83		2.3780	11000.	91	47939	No
129	GOM_NL__2PRFIN20110501_104337_000000413102_00080_47939_0655.N1	01-MAY-2011 10:43:37	Bright	41.000	180	27Gam Boo	3.0400	8000.0	82	47939	No
130	GOM_NL__2PRFIN20110501_105306_000000453102_00080_47939_0656.N1	01-MAY-2011 10:53:06	Bright	44.500	119	14Eta Dra	2.7270	4700.0	89	47939	No
131	GOM_NL__2PRFIN20110501_110327_000000433102_00080_47939_0657.N1	01-MAY-2011 11:03:27	Bright	42.500	89	5Alp Cep	2.4510	8000.0	85	47939	No
132	GOM_NL__2PRFIN20110501_111451_000000453102_00080_47939_0658.N1	01-MAY-2011 11:14:51	Bright	45.000	164	44Eta Peg	2.9480	5400.0	90	47939	No
133	GOM_NL__2PRFIN20110501_111918_000000463102_00080_47939_0659.N1	01-MAY-2011 11:19:18	Twilight	46.000	90	54Alp Peg	2.4870	11000.	92	47939	No
134	GOM_NL__2PRFIN20110501_112341_000000703102_00080_47939_0660.N1	01-MAY-2011 11:23:41	Dark	70.000	61	8Eps Peg	2.1000	3900.0	140	47939	No
135	GOM_NL__2PRFIN20110501_112607_000000553102_00080_47939_0661.N1	01-MAY-2011 11:26:07	Dark	55.000	162	34Alp Aqr	2.9440	5350.0	110	47939	No
136	GOM_NL__2PRFIN20110501_112955_000000643102_00080_47939_0662.N1	01-MAY-2011 11:29:55	Dark	64.000	154	22Bet Aqr	2.8990	5700.0	128	47939	No
137	GOM_NL__2PRFIN20110501_113625_000000433102_00080_47939_0663.N1	01-MAY-2011 11:36:25	Dark	42.500	172	Gam Gru	3.0030	13100.	85	47939	No
138	GOM_NL__2PRFIN20110501_115055_000000453102_00081_47940_0674.N1	01-MAY-2011 11:50:55	Straylight	44.500	141	Bet Ara	2.8400	4600.0	89	47940	No
139	GOM_NL__2PRFIN20110501_115249_000000553102_00081_47940_0675.N1	01-MAY-2011 11:52:49	Straylight	54.500	40	The Sco	1.8590	7100.0	109	47940	No
140	GOM_NL__2PRFIN20110501_115434_000000583102_00081_47940_0676.N1	01-MAY-2011 11:54:34	Straylight	57.500	25	35Lam Sco	1.6200	28000.	115	47940	No
141	GOM_NL__2PRFIN20110501_115737_000000653102_00081_47940_0677.N1	01-MAY-2011 11:57:37	Straylight	65.000	75	26Eps Sco	2.2910	4250.0	130	47940	No
142	GOM_NL__2PRFIN20110501_120118_000000693102_00081_47940_0678.N1	01-MAY-2011 12:01:18	Twilight	69.000	16	21Alp Sco	1.0200	3000.0	138	47940	No
143	GOM_NL__2PRFIN20110501_120330_000000623102_00081_47940_0679.N1	01-MAY-2011 12:03:30	Twilight	61.500	80	7Del Sco	2.3160	30000.	123	47940	No
144	GOM_NL__2PRFIN20110501_120638_000000463102_00081_47940_0680.N1	01-MAY-2011 12:06:38	Bright	46.000	122	9Alp2Lib	2.7470	9700.0	92	47940	No
145	GOM_NL__2PRFIN20110501_120852_000000543102_00081_47940_0681.N1	01-MAY-2011 12:08:52	Bright	54.000	104	27Bet Lib	2.6140	13100.	108	47940	No
146	GOM_NL__2PRFIN20110501_121714_000000383102_00081_47940_0682.N1	01-MAY-2011 12:17:14	Bright	37.500	111	8Eta Boo	2.6800	6000.0	75	47940	No
147	GOM_NL__2PRFIN20110501_122050_000000473102_00081_47940_0683.N1	01-MAY-2011 12:20:50	Bright	46.500	83		2.3780	11000.	93	47940	No
148	GOM_NL__2PRFIN20110501_122351_000000393102_00081_47940_0684.N1	01-MAY-2011 12:23:51	Bright	39.000	180	27Gam Boo	3.0400	8000.0	78	47940	No
149	GOM_NL__2PRFIN20110501_124340_000000433102_00081_47940_0685.N1	01-MAY-2011 12:43:40	Bright	42.500	89	5Alp Cep	2.4510	8000.0	85	47940	No
150	GOM_NL__2PRFIN20110501_125505_000000473102_00081_47940_0686.N1	01-MAY-2011 12:55:05	Bright	46.500	164	44Eta Peg	2.9480	5400.0	93	47940	No
151	GOM_NL__2PRFIN20110501_125932_000000473102_00081_47940_0687.N1	01-MAY-2011 12:59:32	Twilight	46.500	90	54Alp Peg	2.4870	11000.	93	47940	No
152	GOM_NL__2PRFIN20110501_130356_000000603102_00081_47940_0688.N1	01-MAY-2011 13:03:56	Dark	59.500	61	8Eps Peg	2.1000	3900.0	119	47940	No
153	GOM_NL__2PRFIN20110501_130622_000000513102_00081_47940_0689.N1	01-MAY-2011 13:06:22	Dark	51.000	162	34Alp Aqr	2.9440	5350.0	102	47940	No
154	GOM_NL__2PRFIN20110501_131010_000000643102_00081_47940_0690.N1	01-MAY-2011 13:10:10	Dark	63.500	154	22Bet Aqr	2.8990	5700.0	127	47940	No
155	GOM_NL__2PRFIN20110501_131639_000000423102_00081_47940_0691.N1	01-MAY-2011 13:16:39	Dark	42.000	172	Gam Gru	3.0030	13100.	84	47940	No
156	GOM_NL__2PRFIN20110501_133109_000000443102_00082_47941_0708.N1	01-MAY-2011 13:31:09	Straylight	44.000	141	Bet Ara	2.8400	4600.0	88	47941	No
157	GOM_NL__2PRFIN20110501_133304_000000553102_00082_47941_0709.N1	01-MAY-2011 13:33:04	Straylight	55.000	40	The Sco	1.8590	7100.0	110	47941	No
158	GOM_NL__2PRFIN20110501_133449_000000603102_00082_47941_0710.N1	01-MAY-2011 13:34:49	Straylight	60.000	25	35Lam Sco	1.6200	28000.	120	47941	No
159	GOM_NL__2PRFIN20110501_133752_000000603102_00082_47941_0711.N1	01-MAY-2011 13:37:52	Straylight	60.000	75	26Eps Sco	2.2910	4250.0	120	47941	No
160	GOM_NL__2PRFIN20110501_134133_000000803102_00082_47941_0712.N1	01-MAY-2011 13:41:33	Twilight	79.500	16	21Alp Sco	1.0200	3000.0	159	47941	No

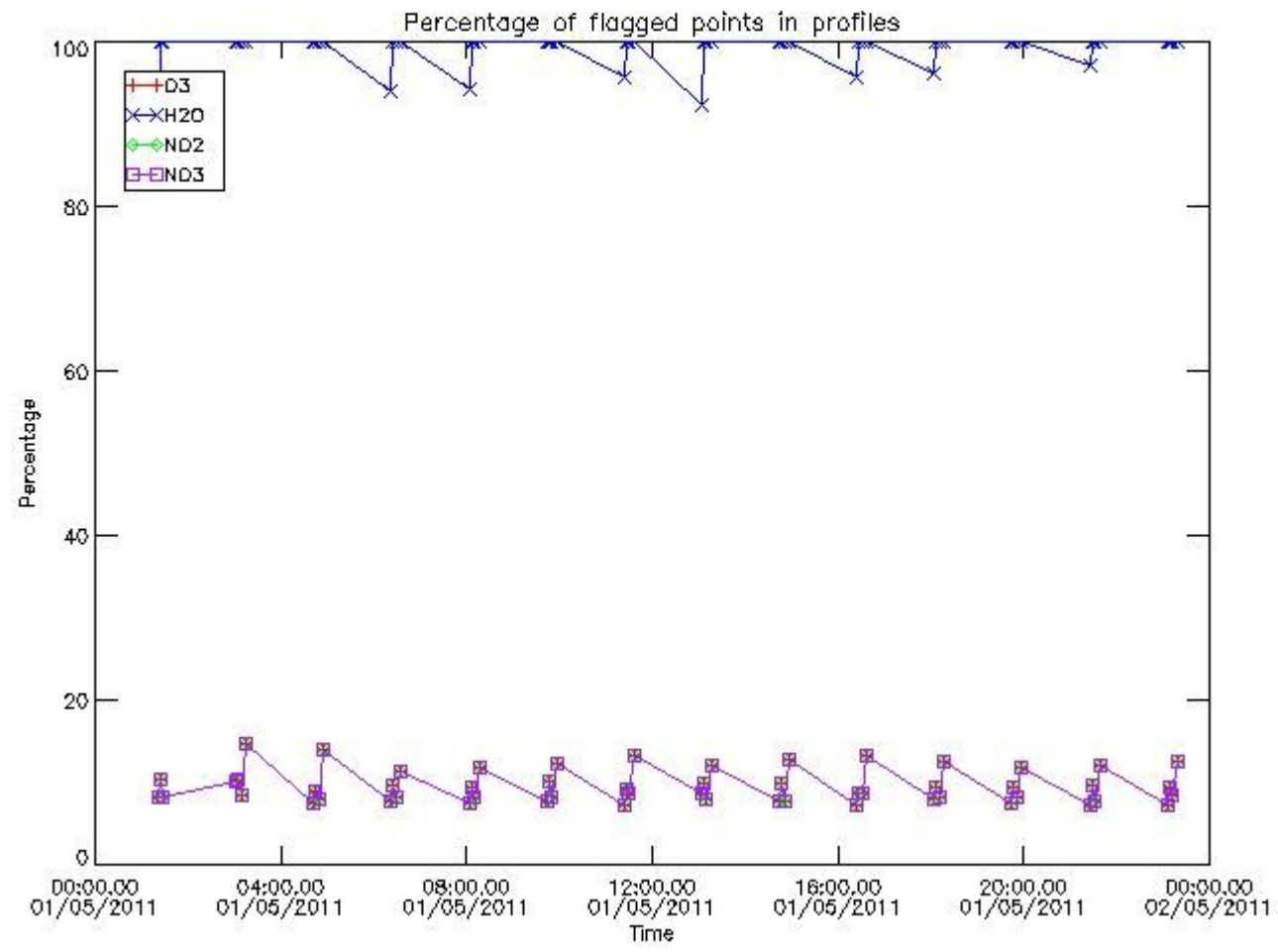
161	GOM_NL__2PRFIN20110501_134345_000000603102_00082_47941_0713.N1	01-MAY-2011 13:43:45	Twilight	60.000	80	7Del Sco	2.3160	30000.	120	47941	No
162	GOM_NL__2PRFIN20110501_134652_000000453102_00082_47941_0714.N1	01-MAY-2011 13:46:52	Bright	44.500	122	9Alp2Lib	2.7470	9700.0	89	47941	No
163	GOM_NL__2PRFIN20110501_134906_000000493102_00082_47941_0715.N1	01-MAY-2011 13:49:06	Bright	48.500	104	27Bet Lib	2.6140	13100.	97	47941	No
164	GOM_NL__2PRFIN20110501_135728_000000383102_00082_47941_0716.N1	01-MAY-2011 13:57:28	Bright	38.000	111	8Eta Boo	2.6800	6000.0	76	47941	No
165	GOM_NL__2PRFIN20110501_140103_000000453102_00082_47941_0717.N1	01-MAY-2011 14:01:03	Bright	44.500	83		2.3780	11000.	89	47941	No
166	GOM_NL__2PRFIN20110501_140404_000000423102_00082_47941_0718.N1	01-MAY-2011 14:04:04	Bright	41.500	180	27Gam Boo	3.0400	8000.0	83	47941	No
167	GOM_NL__2PRFIN20110501_141333_000000463102_00082_47941_0719.N1	01-MAY-2011 14:13:33	Bright	45.500	119	14Eta Dra	2.7270	4700.0	91	47941	No
168	GOM_NL__2PRFIN20110501_142354_000000403102_00082_47941_0720.N1	01-MAY-2011 14:23:54	Bright	39.500	89	5Alp Cep	2.4510	8000.0	79	47941	No
169	GOM_NL__2PRFIN20110501_143519_000000463102_00082_47941_0721.N1	01-MAY-2011 14:35:19	Bright	46.000	164	44Eta Peg	2.9480	5400.0	92	47941	No
170	GOM_NL__2PRFIN20110501_143947_000000463102_00082_47941_0722.N1	01-MAY-2011 14:39:47	Twilight	45.500	90	54Alp Peg	2.4870	11000.	91	47941	No
171	GOM_NL__2PRFIN20110501_144411_000000673102_00082_47941_0723.N1	01-MAY-2011 14:44:11	Dark	66.500	61	8Eps Peg	2.1000	3900.0	133	47941	No
172	GOM_NL__2PRFIN20110501_144637_000000523102_00082_47941_0724.N1	01-MAY-2011 14:46:37	Dark	52.000	162	34Alp Aqr	2.9440	5350.0	104	47941	No
173	GOM_NL__2PRFIN20110501_145025_000000673102_00082_47941_0725.N1	01-MAY-2011 14:50:25	Dark	66.500	154	22Bet Aqr	2.8990	5700.0	133	47941	No
174	GOM_NL__2PRFIN20110501_145654_000000443102_00082_47941_0726.N1	01-MAY-2011 14:56:54	Dark	43.500	172	Gam Gru	3.0030	13100.	87	47941	No
175	GOM_NL__2PRFIN20110501_151124_000000473102_00083_47942_0742.N1	01-MAY-2011 15:11:24	Straylight	47.000	141	Bet Ara	2.8400	4600.0	94	47942	No
176	GOM_NL__2PRFIN20110501_151318_000000573102_00083_47942_0743.N1	01-MAY-2011 15:13:18	Straylight	56.500	40	The Sco	1.8590	7100.0	113	47942	No
177	GOM_NL__2PRFIN20110501_151504_000000623102_00083_47942_0744.N1	01-MAY-2011 15:15:04	Straylight	61.500	25	35Lam Sco	1.6200	28000.	123	47942	No
178	GOM_NL__2PRFIN20110501_151807_000000573102_00083_47942_0745.N1	01-MAY-2011 15:18:07	Straylight	57.000	75	26Eps Sco	2.2910	4250.0	114	47942	No
179	GOM_NL__2PRFIN20110501_152147_000000793102_00083_47942_0746.N1	01-MAY-2011 15:21:47	Twilight	79.000	16	21Alp Sco	1.0200	3000.0	158	47942	No
180	GOM_NL__2PRFIN20110501_152359_000000583102_00083_47942_0747.N1	01-MAY-2011 15:23:59	Twilight	57.500	80	7Del Sco	2.3160	30000.	115	47942	No
181	GOM_NL__2PRFIN20110501_152706_000000463102_00083_47942_0748.N1	01-MAY-2011 15:27:06	Bright	46.000	122	9Alp2Lib	2.7470	9700.0	92	47942	No
182	GOM_NL__2PRFIN20110501_152920_000000483102_00083_47942_0749.N1	01-MAY-2011 15:29:20	Bright	48.000	104	27Bet Lib	2.6140	13100.	96	47942	No
183	GOM_NL__2PRFIN20110501_153742_000000563102_00083_47942_0750.N1	01-MAY-2011 15:37:42	Bright	56.000	111	8Eta Boo	2.6800	6000.0	112	47942	No
184	GOM_NL__2PRFIN20110501_154117_000000443102_00083_47942_0751.N1	01-MAY-2011 15:41:17	Bright	43.500	83		2.3780	11000.	87	47942	No
185	GOM_NL__2PRFIN20110501_154418_000000423102_00083_47942_0752.N1	01-MAY-2011 15:44:18	Bright	41.500	180	27Gam Boo	3.0400	8000.0	83	47942	No
186	GOM_NL__2PRFIN20110501_155346_000000443102_00083_47942_0753.N1	01-MAY-2011 15:53:46	Bright	43.500	119	14Eta Dra	2.7270	4700.0	87	47942	No
187	GOM_NL__2PRFIN20110501_160407_000000413102_00083_47942_0754.N1	01-MAY-2011 16:04:07	Bright	41.000	89	5Alp Cep	2.4510	8000.0	82	47942	No
188	GOM_NL__2PRFIN20110501_161533_000000493102_00083_47942_0755.N1	01-MAY-2011 16:15:33	Bright	48.500	164	44Eta Peg	2.9480	5400.0	97	47942	No
189	GOM_NL__2PRFIN20110501_162001_000000443102_00083_47942_0756.N1	01-MAY-2011 16:20:01	Twilight	44.000	90	54Alp Peg	2.4870	11000.	88	47942	No
190	GOM_NL__2PRFIN20110501_162426_000000703102_00083_47942_0757.N1	01-MAY-2011 16:24:26	Dark	70.000	61	8Eps Peg	2.1000	3900.0	140	47942	No
191	GOM_NL__2PRFIN20110501_162651_000000583102_00083_47942_0758.N1	01-MAY-2011 16:26:51	Dark	58.000	162	34Alp Aqr	2.9440	5350.0	116	47942	No
192	GOM_NL__2PRFIN20110501_163041_000000603102_00083_47942_0759.N1	01-MAY-2011 16:30:41	Dark	59.500	154	22Bet Aqr	2.8990	5700.0	119	47942	No
193	GOM_NL__2PRFIN20110501_163708_000000423102_00083_47942_0760.N1	01-MAY-2011 16:37:08	Dark	42.000	172	Gam Gru	3.0030	13100.	84	47942	No
194	GOM_NL__2PRFIN20110501_165139_000000453102_00084_47943_1051.N1	01-MAY-2011 16:51:39	Straylight	44.500	141	Bet Ara	2.8400	4600.0	89	47943	No
195	GOM_NL__2PRFIN20110501_165333_000000583102_00084_47943_1052.N1	01-MAY-2011 16:53:33	Straylight	57.500	40	The Sco	1.8590	7100.0	115	47943	No
196	GOM_NL__2PRFIN20110501_165519_000000593102_00084_47943_1053.N1	01-MAY-2011 16:55:19	Straylight	59.000	25	35Lam Sco	1.6200	28000.	118	47943	No
197	GOM_NL__2PRFIN20110501_165821_000000643102_00084_47943_1054.N1	01-MAY-2011 16:58:21	Straylight	64.000	75	26Eps Sco	2.2910	4250.0	128	47943	No
198	GOM_NL__2PRFIN20110501_170202_000000713102_00084_47943_1055.N1	01-MAY-2011 17:02:02	Twilight	71.000	16	21Alp Sco	1.0200	3000.0	142	47943	No
199	GOM_NL__2PRFIN20110501_170413_000000623102_00084_47943_1056.N1	01-MAY-2011 17:04:13	Twilight	61.500	80	7Del Sco	2.3160	30000.	123	47943	No
200	GOM_NL__2PRFIN20110501_170720_000000443102_00084_47943_1057.N1	01-MAY-2011 17:07:20	Bright	43.500	122	9Alp2Lib	2.7470	9700.0	87	47943	No
201	GOM_NL__2PRFIN20110501_170933_000000493102_00084_47943_1058.N1	01-MAY-2011 17:09:33	Bright	48.500	104	27Bet Lib	2.6140	13100.	97	47943	No
202	GOM_NL__2PRFIN20110501_171756_000000393102_00084_47943_1059.N1	01-MAY-2011 17:17:56	Bright	38.500	111	8Eta Boo	2.6800	6000.0	77	47943	No
203	GOM_NL__2PRFIN20110501_172130_000000473102_00084_47943_1060.N1	01-MAY-2011 17:21:30	Bright	46.500	83		2.3780	11000.	93	47943	No
204	GOM_NL__2PRFIN20110501_172431_000000413102_00084_47943_1061.N1	01-MAY-2011 17:24:31	Bright	41.000	180	27Gam Boo	3.0400	8000.0	82	47943	No
205	GOM_NL__2PRFIN20110501_173400_000000463102_00084_47943_1062.N1	01-MAY-2011 17:34:00	Bright	45.500	119	14Eta Dra	2.7270	4700.0	91	47943	No
206	GOM_NL__2PRFIN20110501_174421_000000413102_00084_47943_1063.N1	01-MAY-2011 17:44:21	Bright	41.000	89	5Alp Cep	2.4510	8000.0	82	47943	No
207	GOM_NL__2PRFIN20110501_175548_000000493102_00084_47943_1064.N1	01-MAY-2011 17:55:48	Bright	49.000	164	44Eta Peg	2.9480	5400.0	98	47943	No
208	GOM_NL__2PRFIN20110501_180015_000000463102_00084_47943_1065.N1	01-MAY-2011 18:00:15	Twilight	46.000	90	54Alp Peg	2.4870	11000.	92	47943	No
209	GOM_NL__2PRFIN20110501_180441_000000643102_00084_47943_1066.N1	01-MAY-2011 18:04:41	Dark	64.000	61	8Eps Peg	2.1000	3900.0	128	47943	No
210	GOM_NL__2PRFIN20110501_180706_000000553102_00084_47943_1067.N1	01-MAY-2011 18:07:06	Dark	54.500	162	34Alp Aqr	2.9440	5350.0	109	47943	No
211	GOM_NL__2PRFIN20110501_181056_000000623102_00084_47943_1068.N1	01-MAY-2011 18:10:56	Dark	61.500	154	22Bet Aqr	2.8990	5700.0	123	47943	No
212	GOM_NL__2PRFIN20110501_181723_000000413102_00084_47943_1069.N1	01-MAY-2011 18:17:23	Dark	41.000	172	Gam Gru	3.0030	13100.	82	47943	No
213	GOM_NL__2PRFIN20110501_183153_000000513102_00085_47944_1085.N1	01-MAY-2011 18:31:53	Straylight	50.500	141	Bet Ara	2.8400	4600.0	101	47944	No
214	GOM_NL__2PRFIN20110501_183348_000000593102_00085_47944_1086.N1	01-MAY-2011 18:33:48	Straylight	59.000	40	The Sco	1.8590	7100.0	118	47944	No
215	GOM_NL__2PRFIN20110501_183534_000000593102_00085_47944_1087.N1	01-MAY-2011 18:35:34	Straylight	59.000	25	35Lam Sco	1.6200	28000.	118	47944	No
216	GOM_NL__2PRFIN20110501_183836_000000593102_00085_47944_1088.N1	01-MAY-2011 18:38:36	Straylight	59.000	75	26Eps Sco	2.2910	4250.0	118	47944	No
217	GOM_NL__2PRFIN20110501_184216_000000803102_00085_47944_1089.N1	01-MAY-2011 18:42:16	Twilight	80.000	16	21Alp Sco	1.0200	3000.0	160	47944	No
218	GOM_NL__2PRFIN20110501_184427_000000623102_00085_47944_1090.N1	01-MAY-2011 18:44:27	Twilight	61.500	80	7Del Sco	2.3160	30000.	123	47944	No
219	GOM_NL__2PRFIN20110501_184734_000000453102_00085_47944_1091.N1	01-MAY-2011 18:47:34	Bright	44.500	122	9Alp2Lib	2.7470	9700.0	89	47944	No

220	GOM_NL__2PRFIN20110501_184948_000000483102_00085_47944_1092.N1	01-MAY-2011 18:49:48	Bright	48.000	104	27Bet Lib	2.6140	13100.	96	47944	No
221	GOM_NL__2PRFIN20110501_185810_000000383102_00085_47944_1093.N1	01-MAY-2011 18:58:10	Bright	38.000	111	8Eta Boo	2.6800	6000.0	76	47944	No
222	GOM_NL__2PRFIN20110501_190144_000000453102_00085_47944_1094.N1	01-MAY-2011 19:01:44	Bright	44.500	83		2.3780	11000.	89	47944	No
223	GOM_NL__2PRFIN20110501_190445_000000413102_00085_47944_1095.N1	01-MAY-2011 19:04:45	Bright	40.500	180	27Gam Boo	3.0400	8000.0	81	47944	No
224	GOM_NL__2PRFIN20110501_191413_000000433102_00085_47944_1096.N1	01-MAY-2011 19:14:13	Bright	43.000	119	14Eta Dra	2.7270	4700.0	86	47944	No
225	GOM_NL__2PRFIN20110501_192435_000000433102_00085_47944_1097.N1	01-MAY-2011 19:24:35	Bright	42.500	89	5Alp Cep	2.4510	8000.0	85	47944	No
226	GOM_NL__2PRFIN20110501_193602_000000493102_00085_47944_1098.N1	01-MAY-2011 19:36:02	Bright	48.500	164	44Eta Peg	2.9480	5400.0	97	47944	No
227	GOM_NL__2PRFIN20110501_194030_000000453102_00085_47944_1099.N1	01-MAY-2011 19:40:30	Twilight	45.000	90	54Alp Peg	2.4870	11000.	90	47944	No
228	GOM_NL__2PRFIN20110501_194456_000000693102_00085_47944_1100.N1	01-MAY-2011 19:44:56	Dark	68.500	61	8Eps Peg	2.1000	3900.0	137	47944	No
229	GOM_NL__2PRFIN20110501_194721_000000553102_00085_47944_1101.N1	01-MAY-2011 19:47:21	Dark	54.500	162	34Alp Aqr	2.9440	5350.0	109	47944	No
230	GOM_NL__2PRFIN20110501_195111_000000623102_00085_47944_1102.N1	01-MAY-2011 19:51:11	Dark	61.500	154	22Bet Aqr	2.8990	5700.0	123	47944	No
231	GOM_NL__2PRFIN20110501_195738_000000433102_00085_47944_1103.N1	01-MAY-2011 19:57:38	Dark	43.000	172	Gam Gru	3.0030	13100.	86	47944	No
232	GOM_NL__2PRFIN20110501_201208_000000433102_00086_47945_1113.N1	01-MAY-2011 20:12:08	Straylight	43.000	141	Bet Ara	2.8400	4600.0	86	47945	No
233	GOM_NL__2PRFIN20110501_201403_000000583102_00086_47945_1114.N1	01-MAY-2011 20:14:03	Straylight	58.000	40	The Sco	1.8590	7100.0	116	47945	No
234	GOM_NL__2PRFIN20110501_201549_000000633102_00086_47945_1115.N1	01-MAY-2011 20:15:49	Straylight	62.500	25	35Lam Sco	1.6200	28000.	125	47945	No
235	GOM_NL__2PRFIN20110501_201851_000000613102_00086_47945_1116.N1	01-MAY-2011 20:18:51	Straylight	61.000	75	26Eps Sco	2.2910	4250.0	122	47945	No
236	GOM_NL__2PRFIN20110501_202231_000000713102_00086_47945_1117.N1	01-MAY-2011 20:22:31	Tw_and_stray	70.500	16	21Alp Sco	1.0200	3000.0	141	47945	No
237	GOM_NL__2PRFIN20110501_202442_000000593102_00086_47945_1118.N1	01-MAY-2011 20:24:42	Tw_and_stray	59.000	80	7Del Sco	2.3160	30000.	118	47945	No
238	GOM_NL__2PRFIN20110501_202748_000000443102_00086_47945_1119.N1	01-MAY-2011 20:27:48	Bright	44.000	122	9Alp2Lib	2.7470	9700.0	88	47945	No
239	GOM_NL__2PRFIN20110501_203002_000000483102_00086_47945_1120.N1	01-MAY-2011 20:30:02	Bright	48.000	104	27Bet Lib	2.6140	13100.	96	47945	No
240	GOM_NL__2PRFIN20110501_203824_000000383102_00086_47945_1121.N1	01-MAY-2011 20:38:24	Bright	38.000	111	8Eta Boo	2.6800	6000.0	76	47945	No
241	GOM_NL__2PRFIN20110501_204157_000000433102_00086_47945_1122.N1	01-MAY-2011 20:41:57	Bright	42.500	83		2.3780	11000.	85	47945	No
242	GOM_NL__2PRFIN20110501_204459_000000423102_00086_47945_1123.N1	01-MAY-2011 20:44:59	Bright	41.500	180	27Gam Boo	3.0400	8000.0	83	47945	No
243	GOM_NL__2PRFIN20110501_205426_000000463102_00086_47945_1124.N1	01-MAY-2011 20:54:26	Bright	45.500	119	14Eta Dra	2.7270	4700.0	91	47945	No
244	GOM_NL__2PRFIN20110501_210449_000000433102_00086_47945_1125.N1	01-MAY-2011 21:04:49	Bright	42.500	89	5Alp Cep	2.4510	8000.0	85	47945	No
245	GOM_NL__2PRFIN20110501_211616_000000483102_00086_47945_1126.N1	01-MAY-2011 21:16:16	Bright	47.500	164	44Eta Peg	2.9480	5400.0	95	47945	No
246	GOM_NL__2PRFIN20110501_212044_000000453102_00086_47945_1127.N1	01-MAY-2011 21:20:44	Twilight	44.500	90	54Alp Peg	2.4870	11000.	89	47945	No
247	GOM_NL__2PRFIN20110501_212510_000000703102_00086_47945_1128.N1	01-MAY-2011 21:25:10	Dark	70.000	61	8Eps Peg	2.1000	3900.0	140	47945	No
248	GOM_NL__2PRFIN20110501_212736_000000523102_00086_47945_1129.N1	01-MAY-2011 21:27:36	Dark	52.000	162	34Alp Aqr	2.9440	5350.0	104	47945	No
249	GOM_NL__2PRFIN20110501_213126_000000673102_00086_47945_1130.N1	01-MAY-2011 21:31:26	Dark	67.000	154	22Bet Aqr	2.8990	5700.0	134	47945	No
250	GOM_NL__2PRFIN20110501_213753_000000433102_00086_47945_1131.N1	01-MAY-2011 21:37:53	Dark	42.500	172	Gam Gru	3.0030	13100.	85	47945	No
251	GOM_NL__2PRFIN20110501_215223_000000423102_00087_47946_1144.N1	01-MAY-2011 21:52:23	Straylight	41.500	141	Bet Ara	2.8400	4600.0	83	47946	No
252	GOM_NL__2PRFIN20110501_215418_000000533102_00087_47946_1145.N1	01-MAY-2011 21:54:18	Straylight	52.500	40	The Sco	1.8590	7100.0	105	47946	No
253	GOM_NL__2PRFIN20110501_215603_000000573102_00087_47946_1146.N1	01-MAY-2011 21:56:03	Straylight	56.500	25	35Lam Sco	1.6200	28000.	113	47946	No
254	GOM_NL__2PRFIN20110501_215906_000000613102_00087_47946_1147.N1	01-MAY-2011 21:59:06	Straylight	61.000	75	26Eps Sco	2.2910	4250.0	122	47946	No
255	GOM_NL__2PRFIN20110501_220245_000000763102_00087_47946_1148.N1	01-MAY-2011 22:02:45	Tw_and_stray	75.500	16	21Alp Sco	1.0200	3000.0	151	47946	No
256	GOM_NL__2PRFIN20110501_220456_000000633102_00087_47946_1149.N1	01-MAY-2011 22:04:56	Tw_and_stray	63.000	80	7Del Sco	2.3160	30000.	126	47946	No
257	GOM_NL__2PRFIN20110501_220802_000000443102_00087_47946_1150.N1	01-MAY-2011 22:08:02	Bright	43.500	122	9Alp2Lib	2.7470	9700.0	87	47946	No
258	GOM_NL__2PRFIN20110501_221015_000000483102_00087_47946_1151.N1	01-MAY-2011 22:10:15	Bright	48.000	104	27Bet Lib	2.6140	13100.	96	47946	No
259	GOM_NL__2PRFIN20110501_221837_000000383102_00087_47946_1152.N1	01-MAY-2011 22:18:37	Bright	38.000	111	8Eta Boo	2.6800	6000.0	76	47946	No
260	GOM_NL__2PRFIN20110501_222211_000000453102_00087_47946_1153.N1	01-MAY-2011 22:22:11	Bright	45.000	83		2.3780	11000.	90	47946	No
261	GOM_NL__2PRFIN20110501_222512_000000563102_00087_47946_1154.N1	01-MAY-2011 22:25:12	Bright	55.500	180	27Gam Boo	3.0400	8000.0	111	47946	No
262	GOM_NL__2PRFIN20110501_223440_000000573102_00087_47946_1155.N1	01-MAY-2011 22:34:40	Bright	57.000	119	14Eta Dra	2.7270	4700.0	114	47946	No
263	GOM_NL__2PRFIN20110501_224502_000000423102_00087_47946_1156.N1	01-MAY-2011 22:45:02	Bright	41.500	89	5Alp Cep	2.4510	8000.0	83	47946	No
264	GOM_NL__2PRFIN20110501_225630_000000493102_00087_47946_1157.N1	01-MAY-2011 22:56:30	Bright	49.000	164	44Eta Peg	2.9480	5400.0	98	47946	No
265	GOM_NL__2PRFIN20110501_230058_000000453102_00087_47946_1158.N1	01-MAY-2011 23:00:58	Twilight	44.500	90	54Alp Peg	2.4870	11000.	89	47946	No
266	GOM_NL__2PRFIN20110501_230525_000000703102_00087_47946_1159.N1	01-MAY-2011 23:05:25	Dark	70.000	61	8Eps Peg	2.1000	3900.0	140	47946	No
267	GOM_NL__2PRFIN20110501_230751_000000543102_00087_47946_1160.N1	01-MAY-2011 23:07:51	Dark	54.000	162	34Alp Aqr	2.9440	5350.0	108	47946	No
268	GOM_NL__2PRFIN20110501_231141_000000613102_00087_47946_1161.N1	01-MAY-2011 23:11:41	Dark	61.000	154	22Bet Aqr	2.8990	5700.0	122	47946	No
269	GOM_NL__2PRFIN20110501_231808_000000413102_00087_47946_1162.N1	01-MAY-2011 23:18:08	Dark	41.000	172	Gam Gru	3.0030	13100.	82	47946	No
270	GOM_NL__2PRFIN20110501_233237_000000423102_00088_47947_1158.N1	01-MAY-2011 23:32:37	Straylight	42.000	141	Bet Ara	2.8400	4600.0	84	47947	No
271	GOM_NL__2PRFIN20110501_233433_000000593102_00088_47947_1159.N1	01-MAY-2011 23:34:33	Straylight	59.000	40	The Sco	1.8590	7100.0	118	47947	No
272	GOM_NL__2PRFIN20110501_233618_000000633102_00088_47947_1160.N1	01-MAY-2011 23:36:18	Straylight	62.500	25	35Lam Sco	1.6200	28000.	125	47947	No
273	GOM_NL__2PRFIN20110501_233920_000000603102_00088_47947_1161.N1	01-MAY-2011 23:39:20	Straylight	60.000	75	26Eps Sco	2.2910	4250.0	120	47947	No
274	GOM_NL__2PRFIN20110501_234300_000000803102_00088_47947_1162.N1	01-MAY-2011 23:43:00	Tw_and_stray	80.000	16	21Alp Sco	1.0200	3000.0	160	47947	No
275	GOM_NL__2PRFIN20110501_234510_000000593102_00088_47947_1163.N1	01-MAY-2011 23:45:10	Tw_and_stray	59.000	80	7Del Sco	2.3160	30000.	118	47947	No
276	GOM_NL__2PRFIN20110501_234816_000000443102_00088_47947_1164.N1	01-MAY-2011 23:48:16	Bright	44.000	122	9Alp2Lib	2.7470	9700.0	88	47947	No
277	GOM_NL__2PRFIN20110501_235029_000000473102_00088_47947_1165.N1	01-MAY-2011 23:50:29	Bright	46.500	104	27Bet Lib	2.6140	13100.	93	47947	No
278	GOM_NL__2PRFIN20110501_235851_000000383102_00088_47947_1166.N1	01-MAY-2011 23:58:51	Bright	38.000	111	8Eta Boo	2.6800	6000.0	76	47947	No

3. Quality information per product

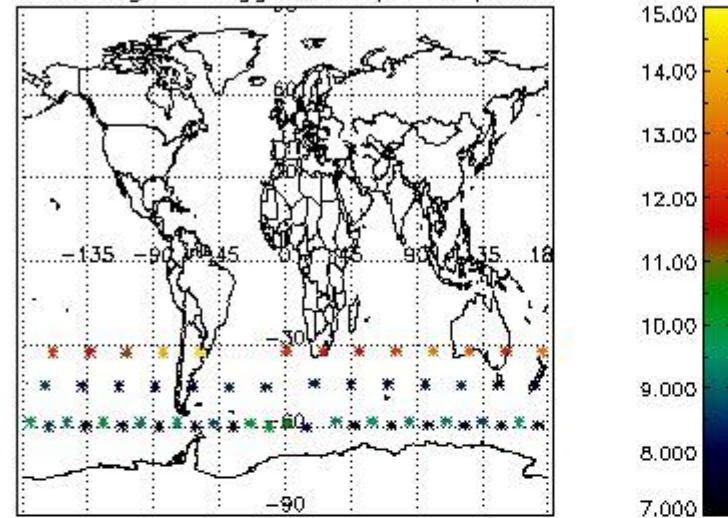
In this section it is plotted some information contained in the Quality Summary data set of the level 2 products. Only products in dark limb conditions and without errors (error flag in the MPH set to "0") are used.

3.1 Plot quality information per product (time dependant)

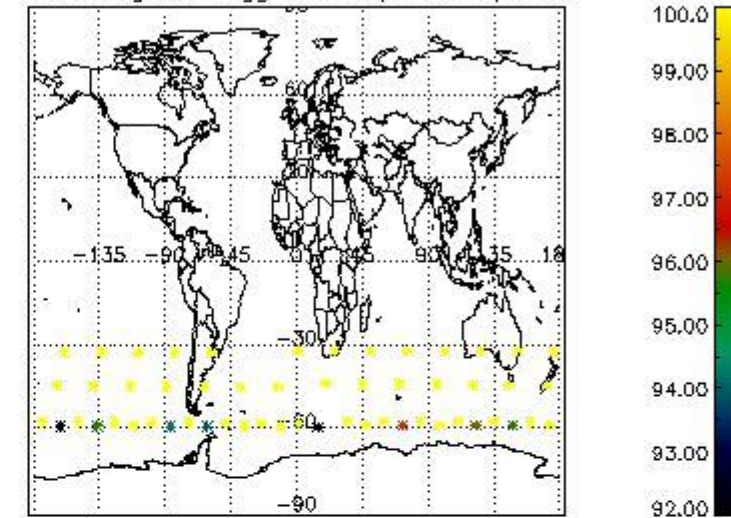


3.2 Plot quality information per product (world map)

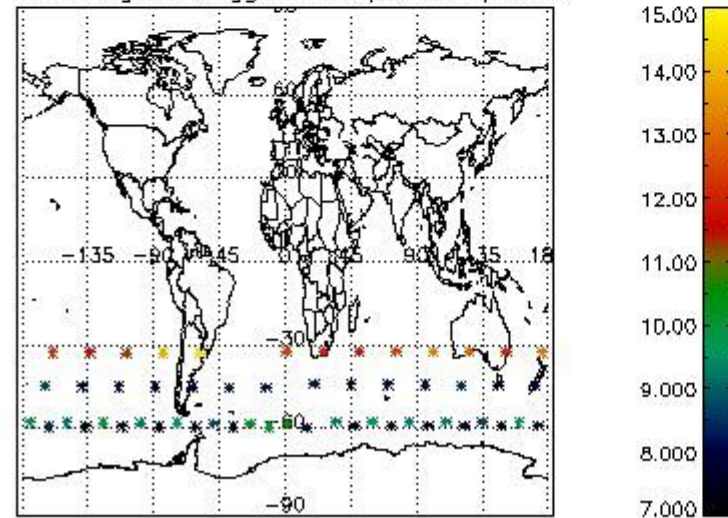
Percentage of flagged data per O3 profile



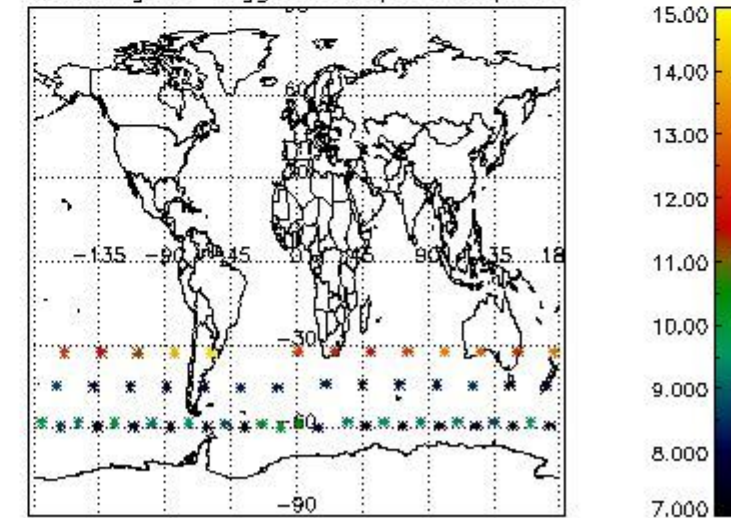
Percentage of flagged data per H2O profile



Percentage of flagged data per NO2 profile



Percentage of flagged data per NO3 profile

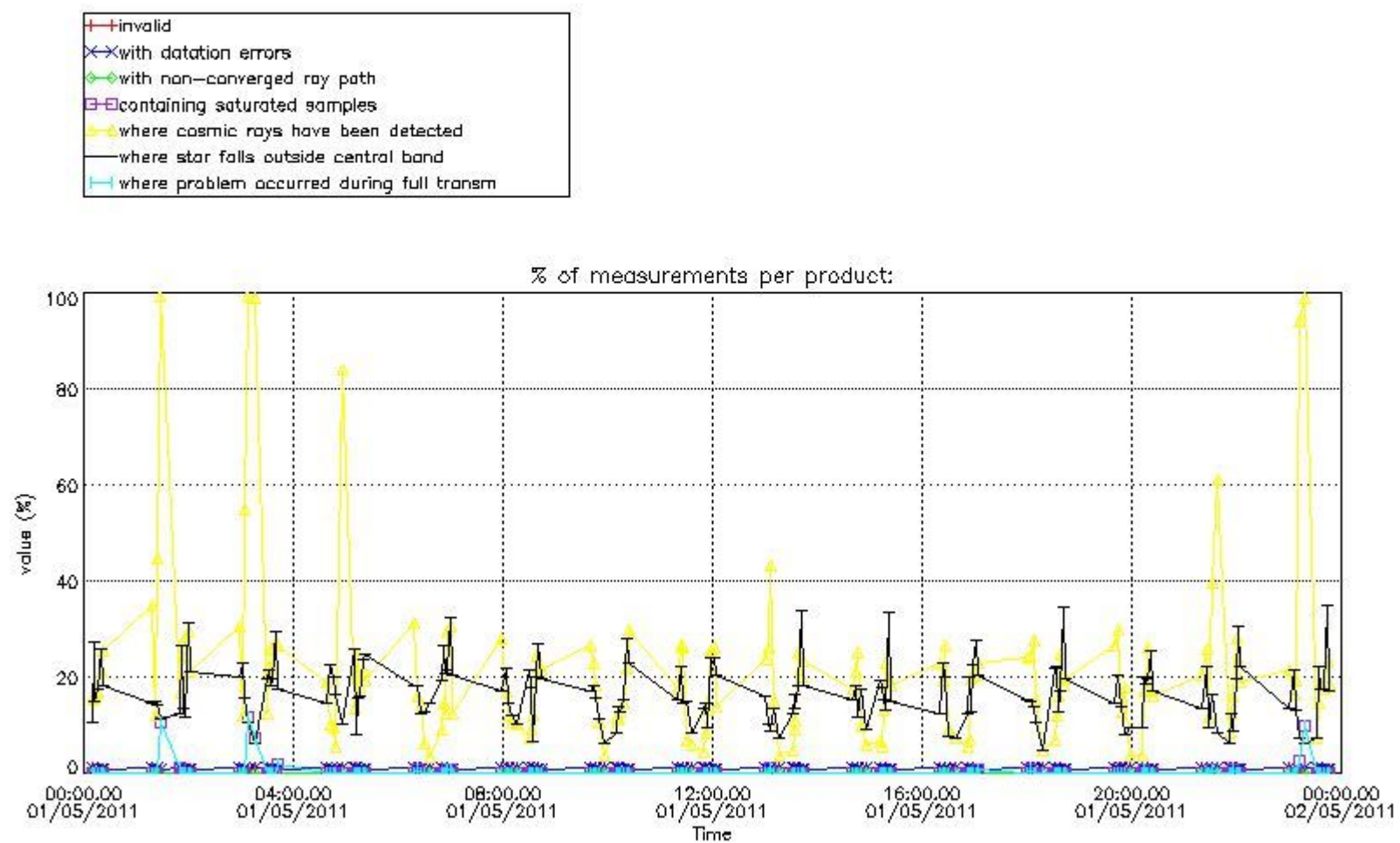


4. Level 1 quality information per product

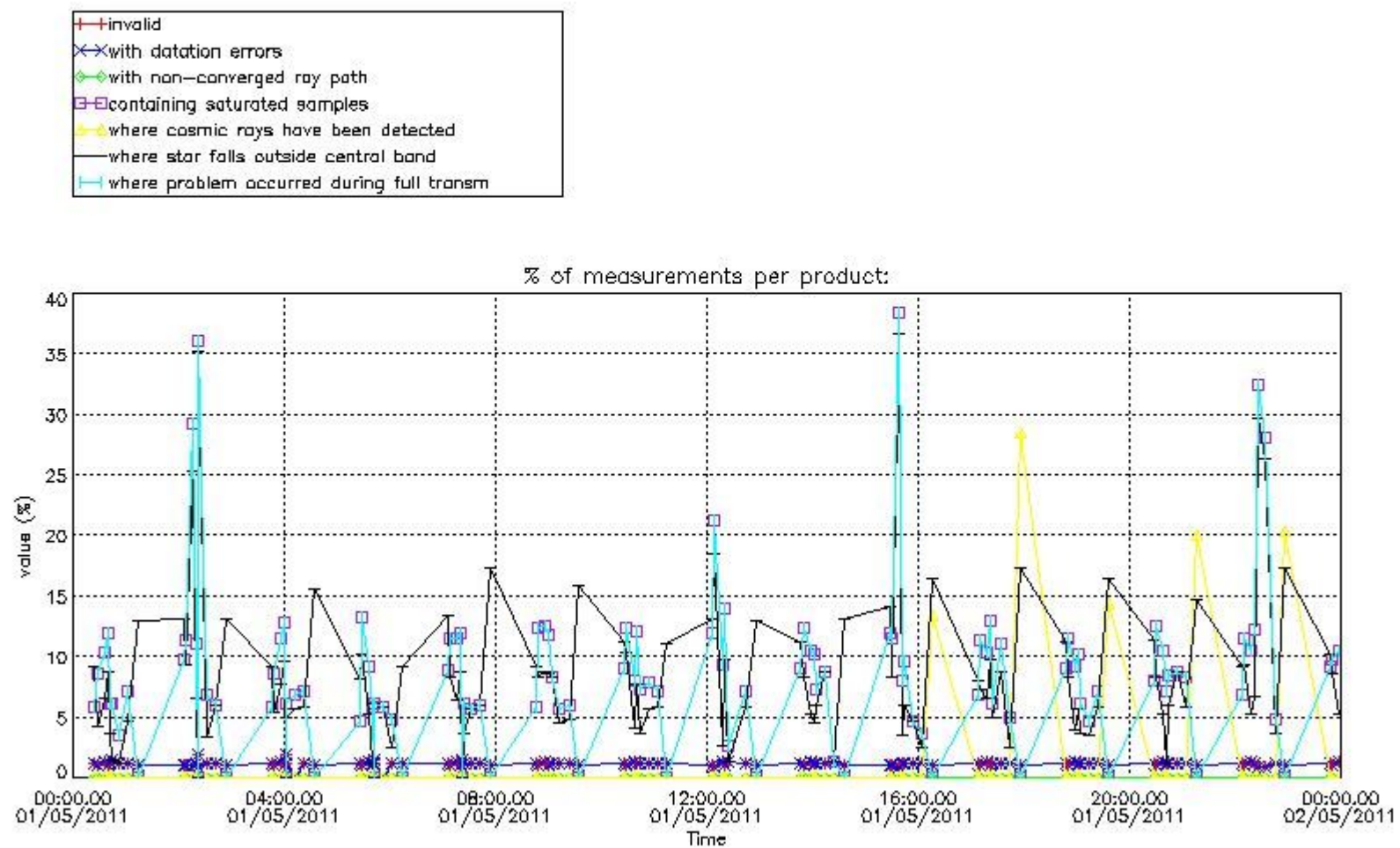
In this section it is plotted some information contained in the Quality Summary data set of the level 2 products that comes from the level 1b processing. Products without errors (error flag in the MPH set to "0") are used.

4.1 Plot quality information per product (time dependant) coming from level 1b processing

4.1.1 Plot level 1 quality information per product (time dependant): ENVISAT ASCENDING passes



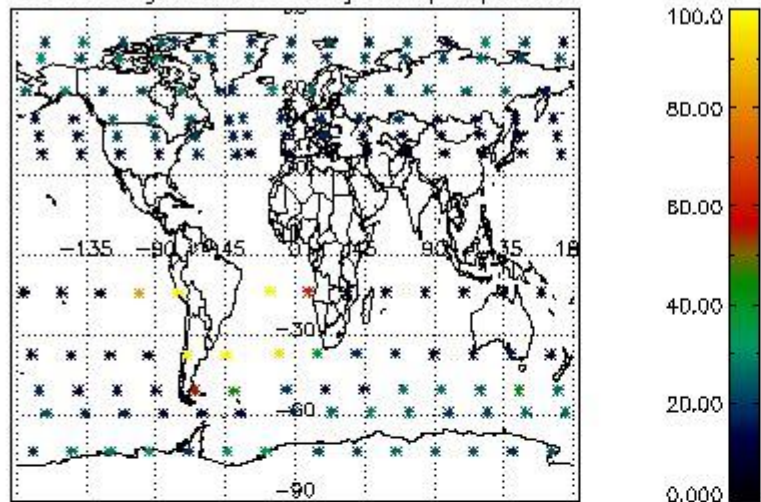
4.1.2 Plot level 1 quality information per product (time dependant): ENVI SAT DESCENDING passes



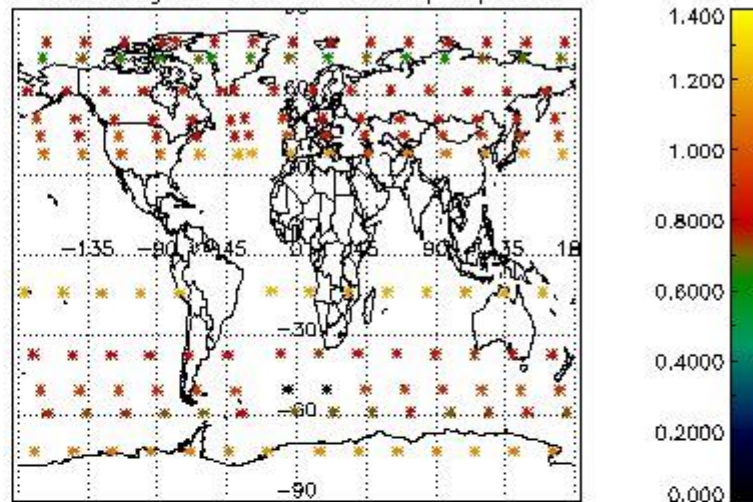
4.2 Plot quality information per product coming from level 1b processing (world map)

4.2.1 Plot level 1 quality information per product (world map): ENVISAT ASCENDING passes

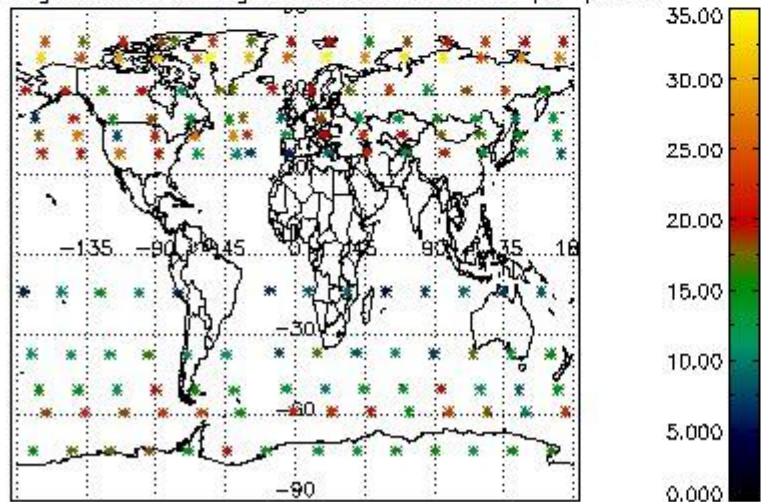
Percentage of cosmic ray hits per profile



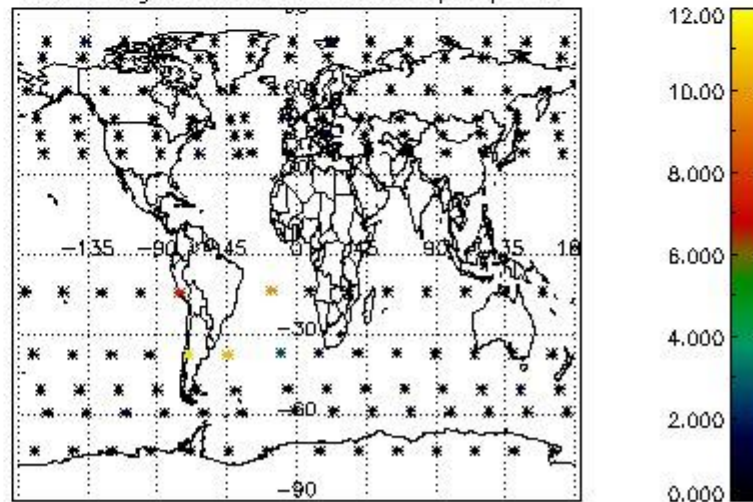
Percentage of datation errors per profile



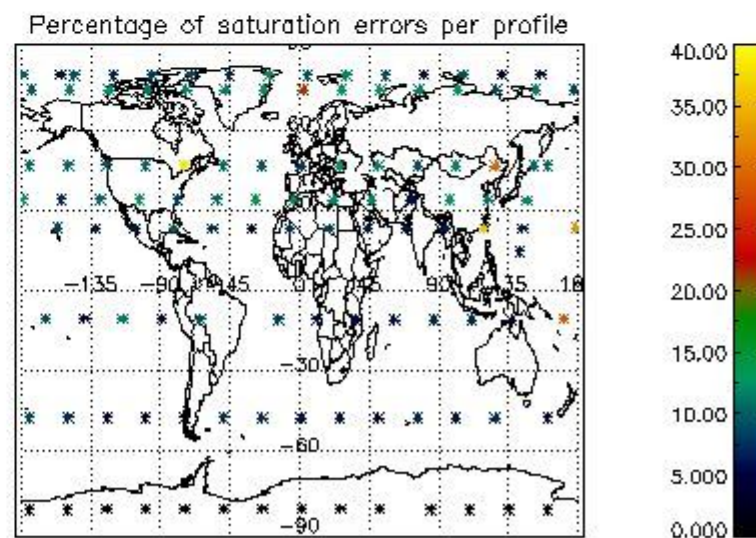
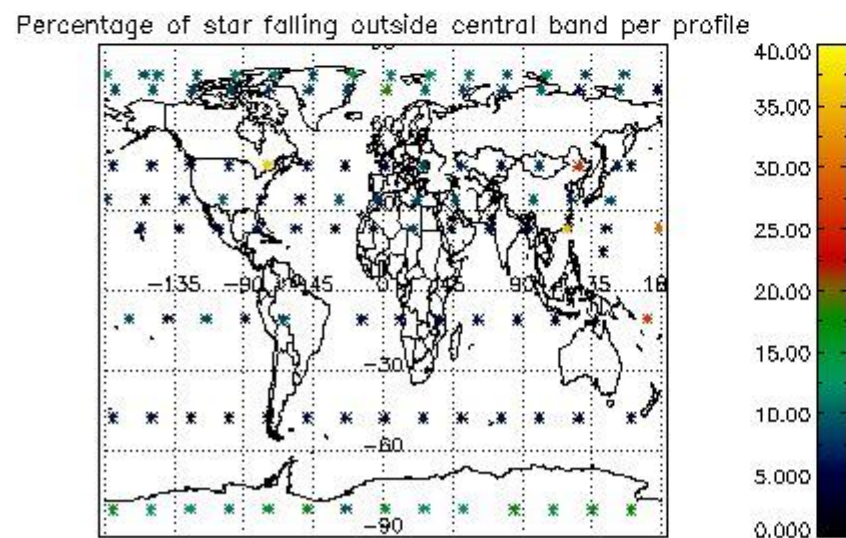
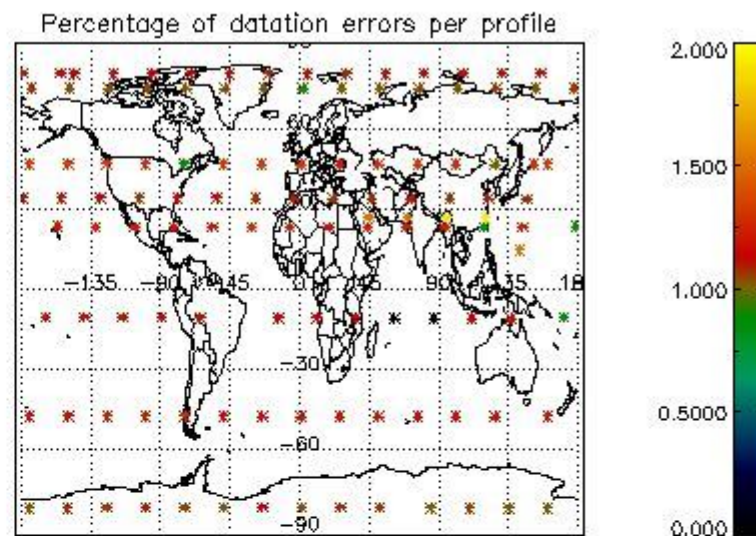
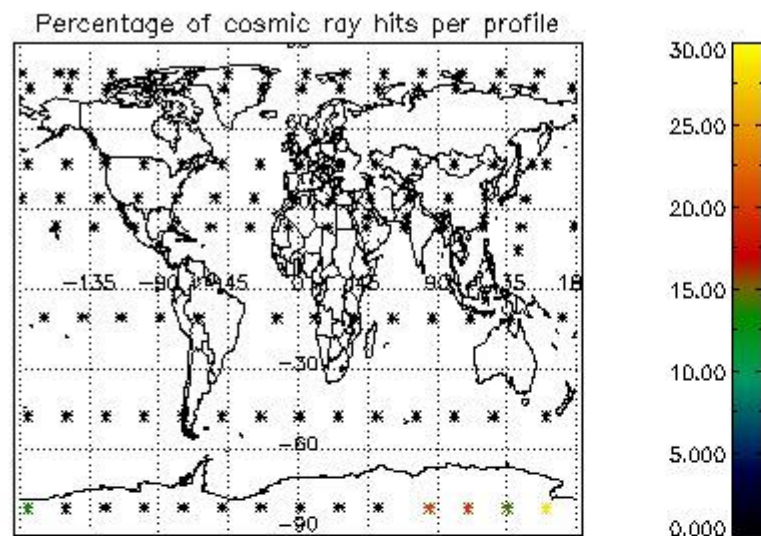
Percentage of star falling outside central band per profile



Percentage of saturation errors per profile



4.2.2 Plot level 1 quality information per product (world map): ENVISAT DESCENDING passes



5. Trace gas profiles

5.1 Ozone statistics based on quality of products

The final quality of the products can be "measured" using the STD (Standard Deviation) attached to every point profile. This information is written to the parameter GOM_NL__2P/NL_LOCAL_SPECIES_DENSITY/o3_std of the level 2 products. The table below shows the statistics for given STD ranges.

The statistics are given with respect to the overall valid production:

- Products without fatal errors: GOM_NL__2P/MPH/PRODUCT_ERR=0
- Valid point profile: GOM_NL__2P/NL_LOCAL_SPECIES_DENSITY/pcd(0)=0

The 'Criteria' is applied to valid points of dark limb products:

- Products in dark limb illumination condition: GOM_NL__2P/NL_SUMMARY_QUALITY/obs_ill_cond=0
- Products without fatal errors: GOM_NL__2P/MPH/PRODUCT_ERR=0
- Valid point profile: GOM_NL__2P/NL_LOCAL_SPECIES_DENSITY/pcd(0)=0

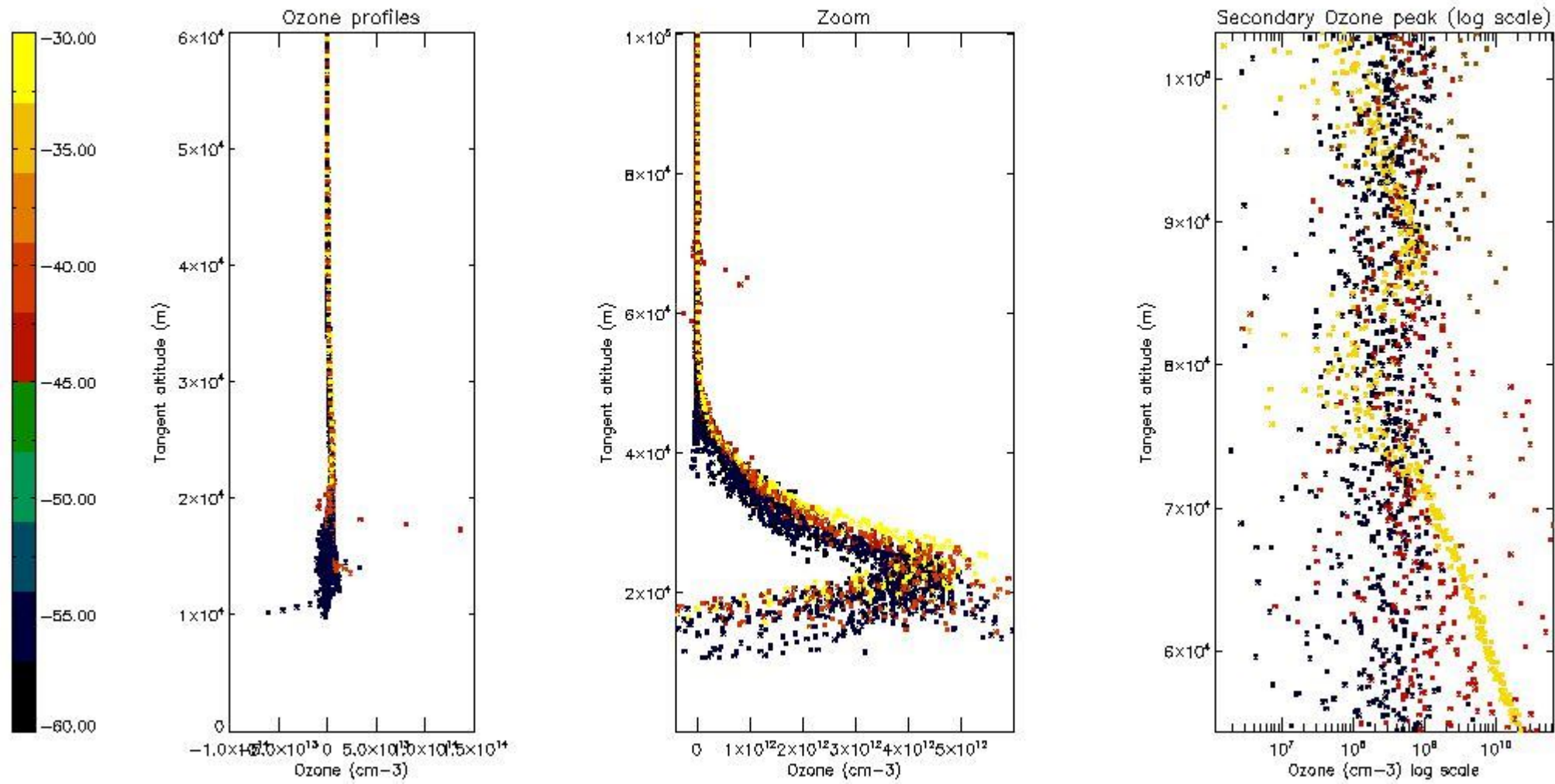
So, the table below shows the percentage of dark limb and valid observations for each criteria with respect to the overall valid daily observations.

Criteria	% of total production
All STD	22
STD < 20	6

STD < 10	3
STD < 5	0

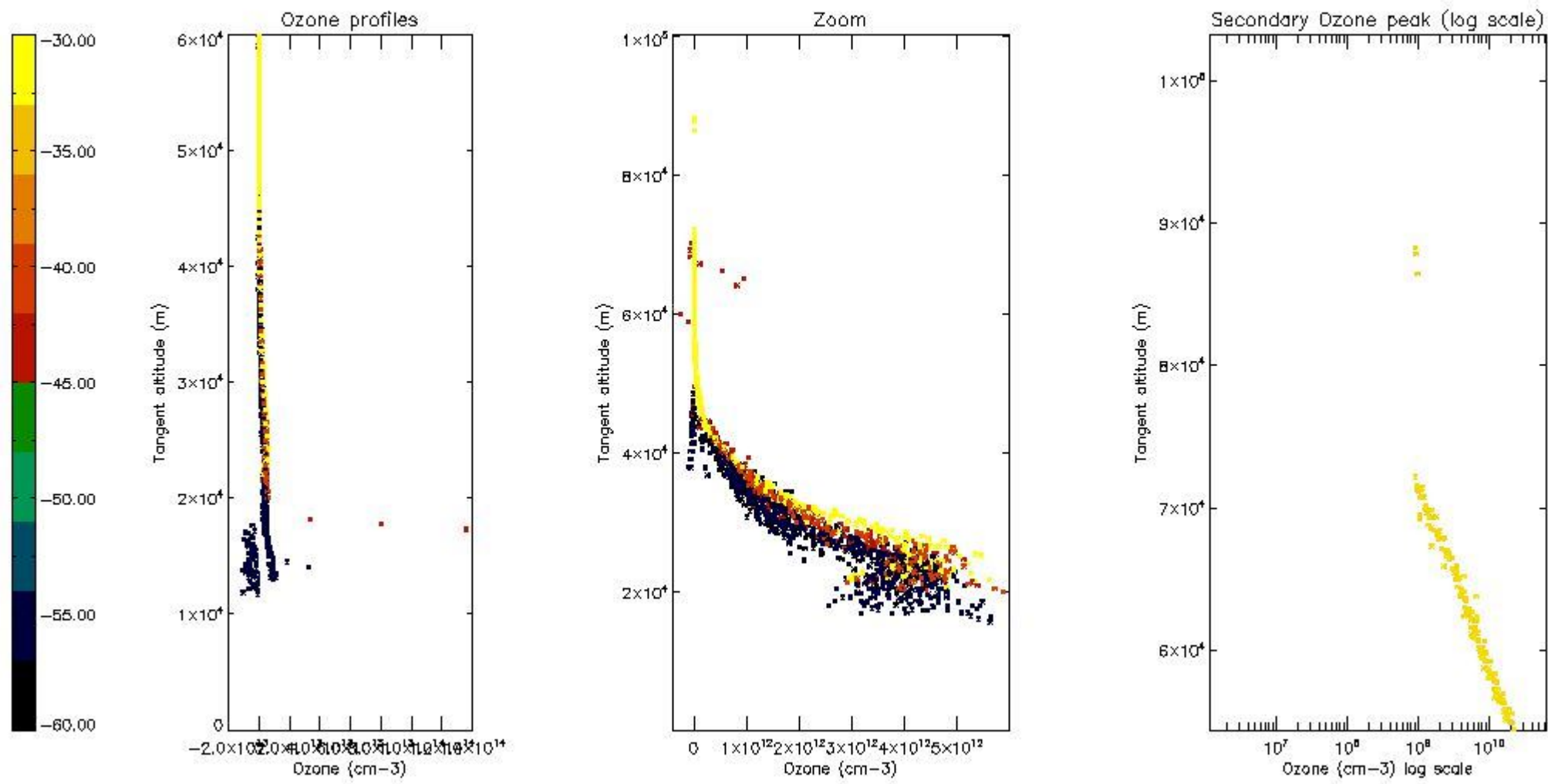
5.2 Plot ozone profiles for all STD (dark without errors)

The colorbar represents the latitude.



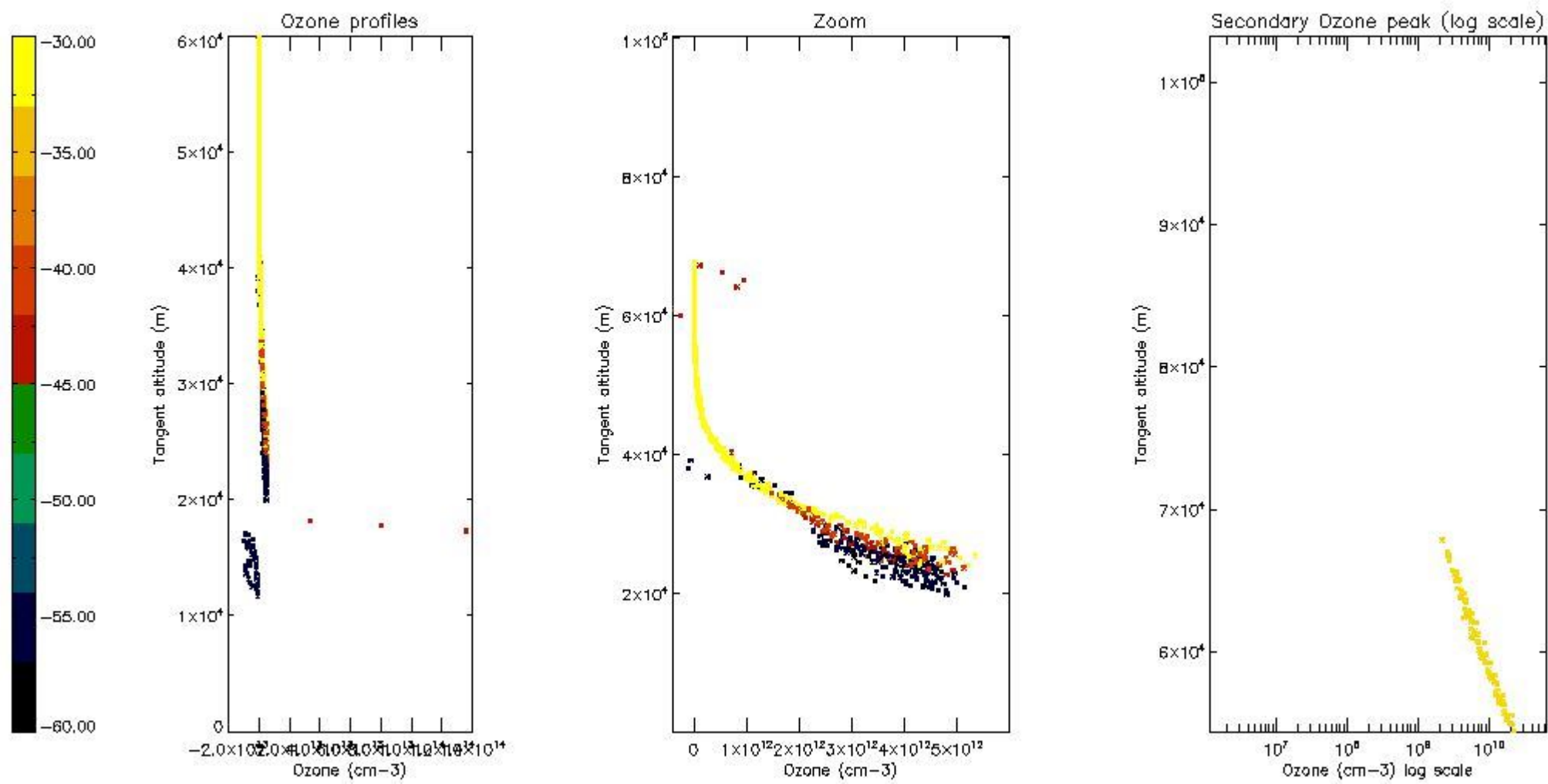
5.3 Plot ozone profiles where STD < 20% (dark without errors)

The colorbar represents the latitude.



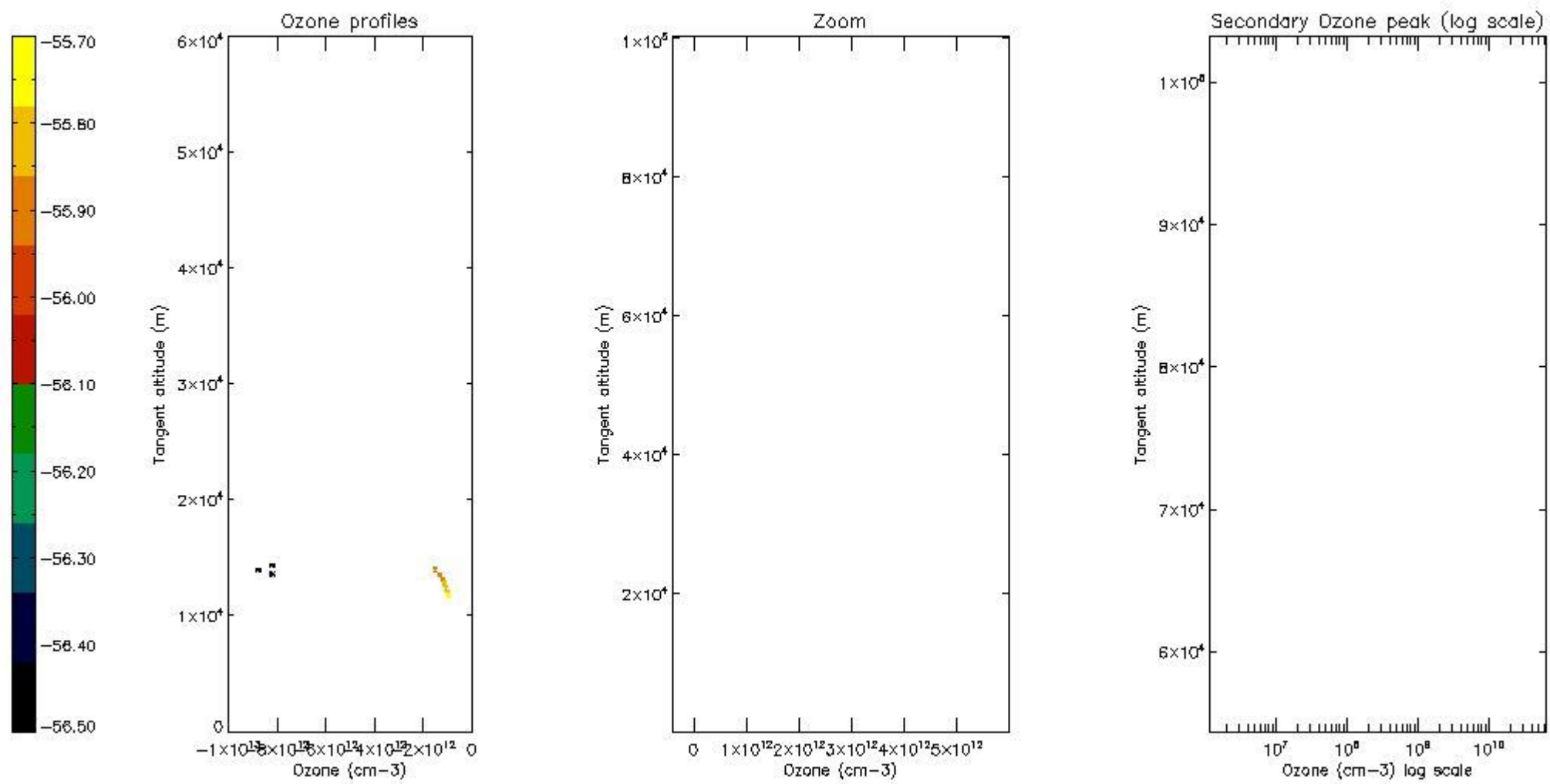
5.4 Plot ozone profiles where STD < 10% (dark without errors)

The colorbar represents the latitude.



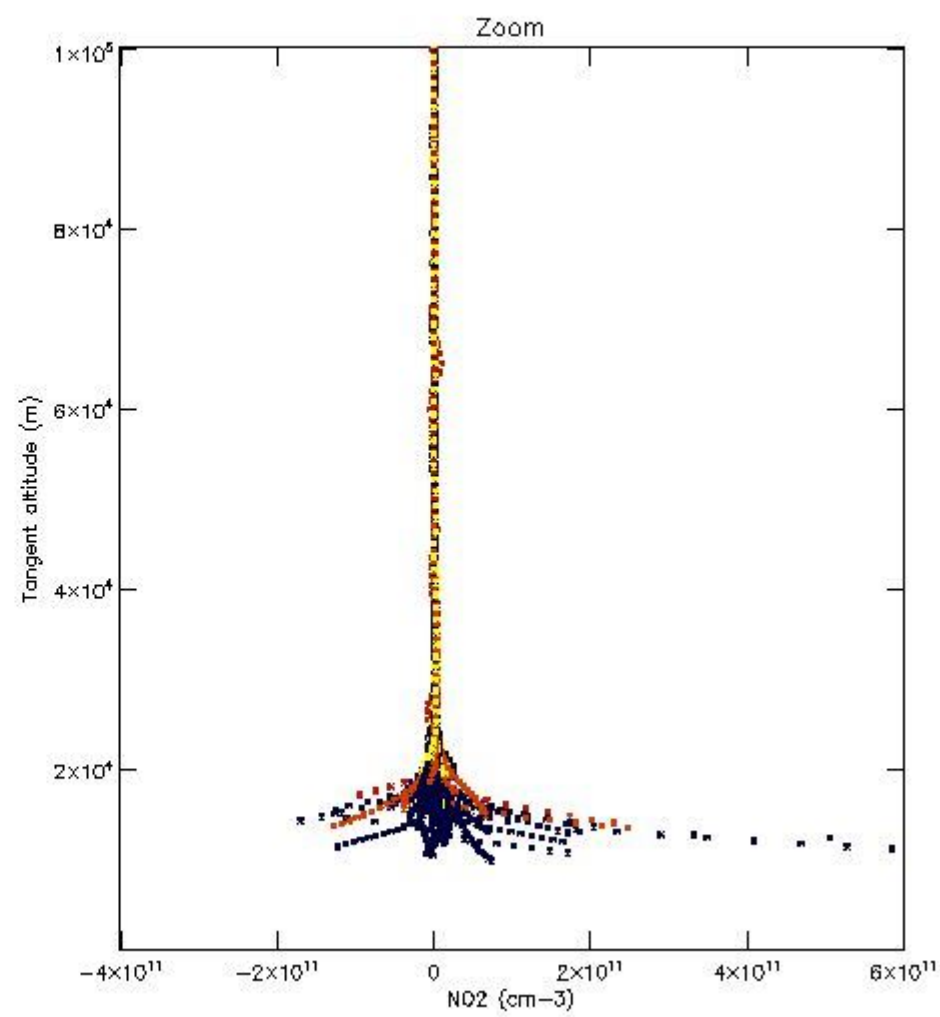
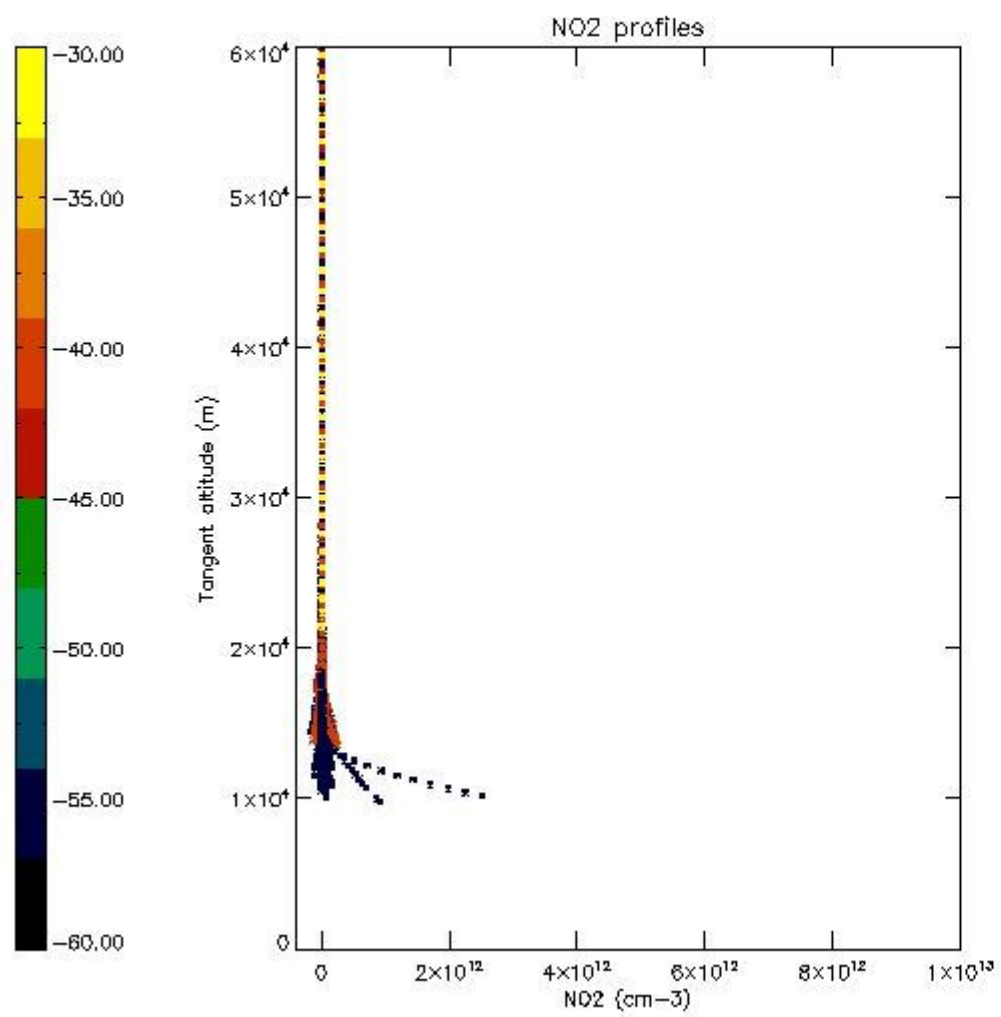
5.5 Plot ozone profiles where $STD < 5\%$ (dark without errors)

The colorbar represents the latitude.



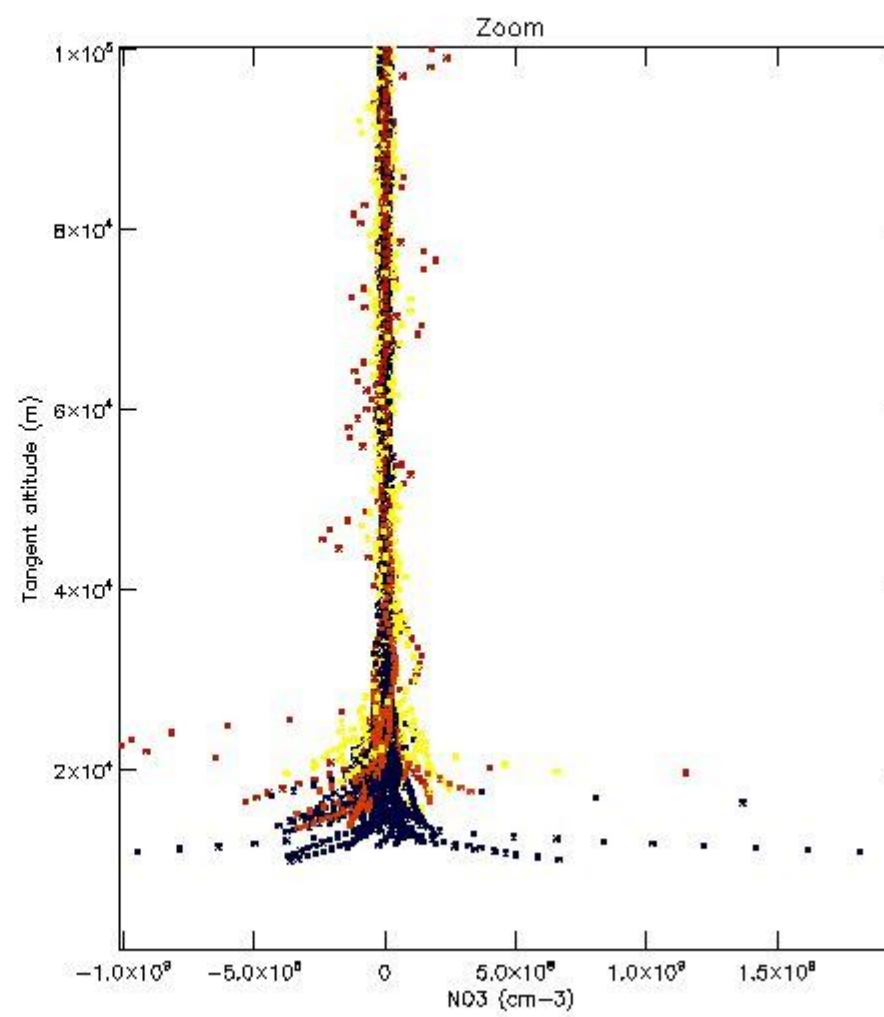
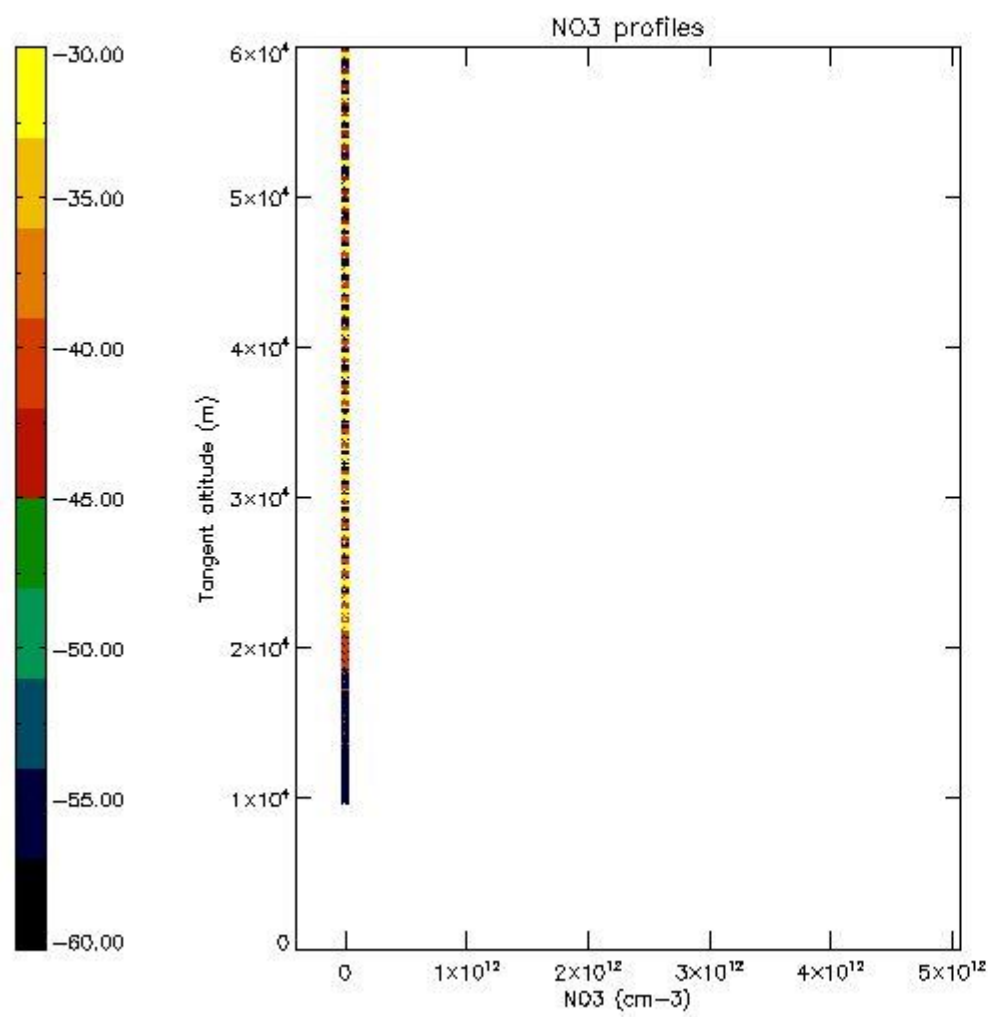
5.6 Plot NO₂ profiles for all STD (dark without errors)

The colorbar represents the latitude.



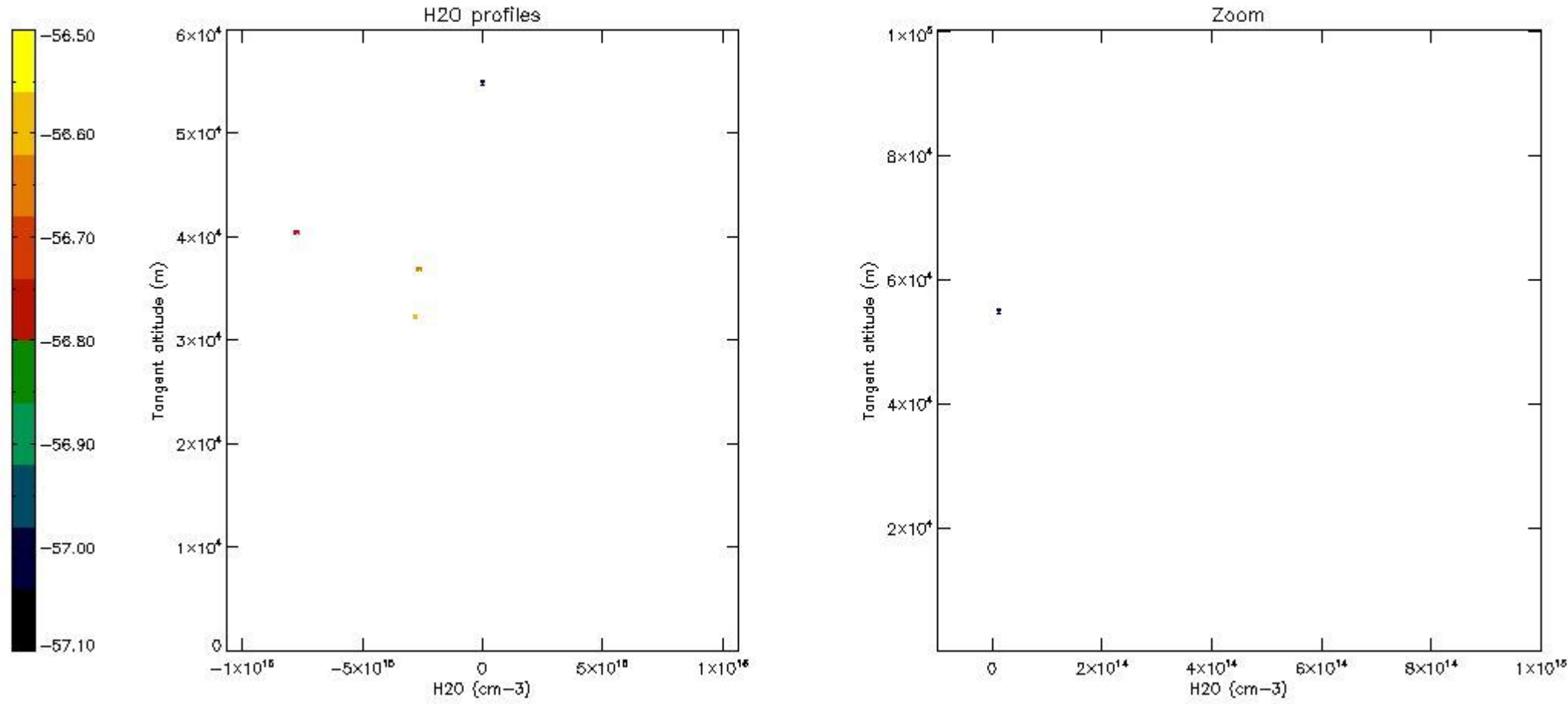
5.7 Plot NO3 profiles for all STD (dark without errors)

The colorbar represents the latitude.



5.8 Plot H2O profiles for all STD (only for occultations of stars 1,2,3,4,13,14,16,26,63 dark without errors)

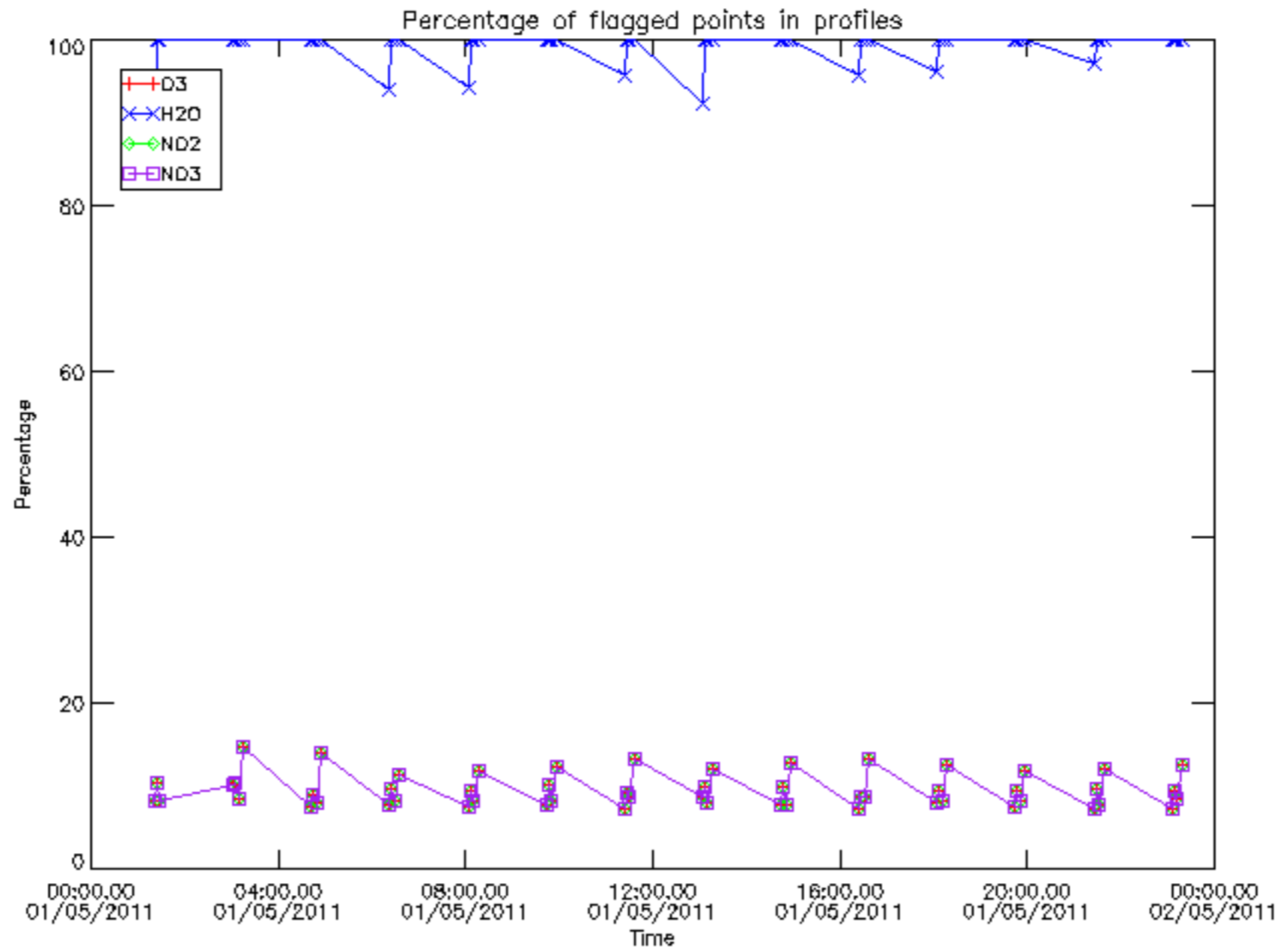
The colorbar represents the latitude.



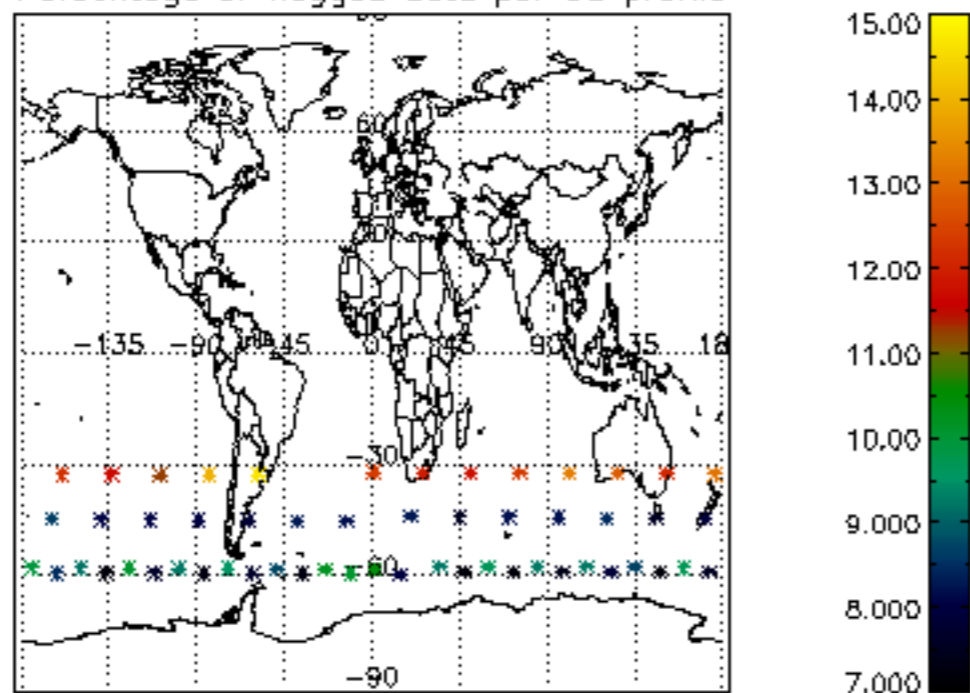
6. Auxiliary Data Files used for the production reported in section 2

The number reported in the third column indicates since which file (see list in section 2) the corresponding auxiliary file has been used. The fourth column is the date of those product files.

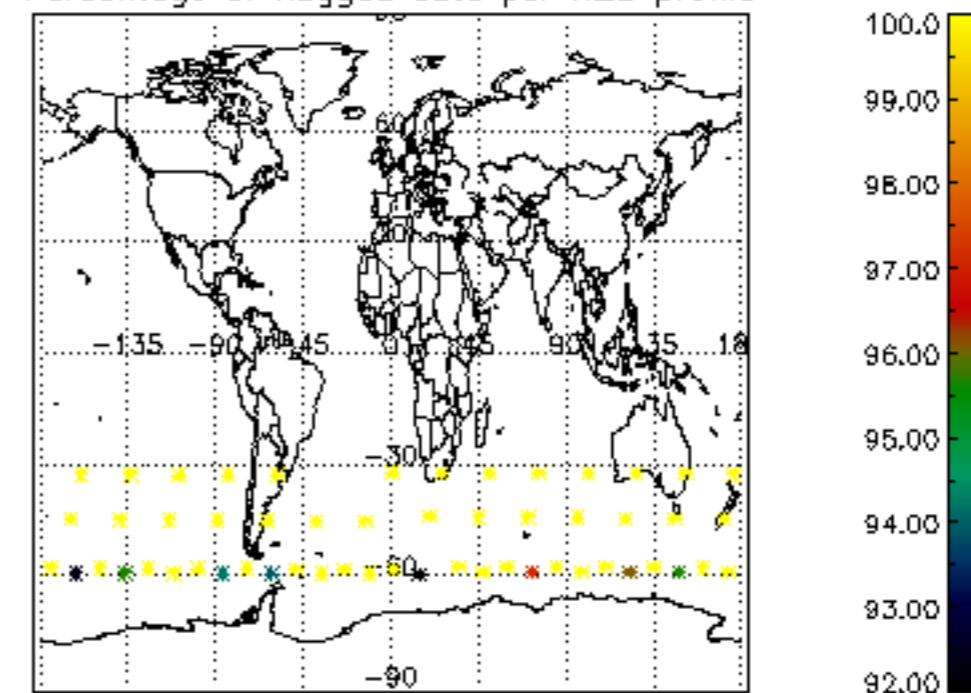
Type	Auxiliary Filename	Used since product	Used since product date
INST_PHYS_CHARACTERISTICS	GOM_INS_AXVIEC20091111_143220_20030716_120000_20500101_000000	1	01-MAY-2011 00:09:12
LEVEL-2_PROC_CONFIG	GOM_PR2_AXVIEC20091111_152718_20020301_000000_20500101_000000	1	01-MAY-2011 00:09:12
CROSS_SECTIONS_FILE	GOM_CRS_AXVIEC20091111_154832_20020301_000000_20500101_000000	1	01-MAY-2011 00:09:12



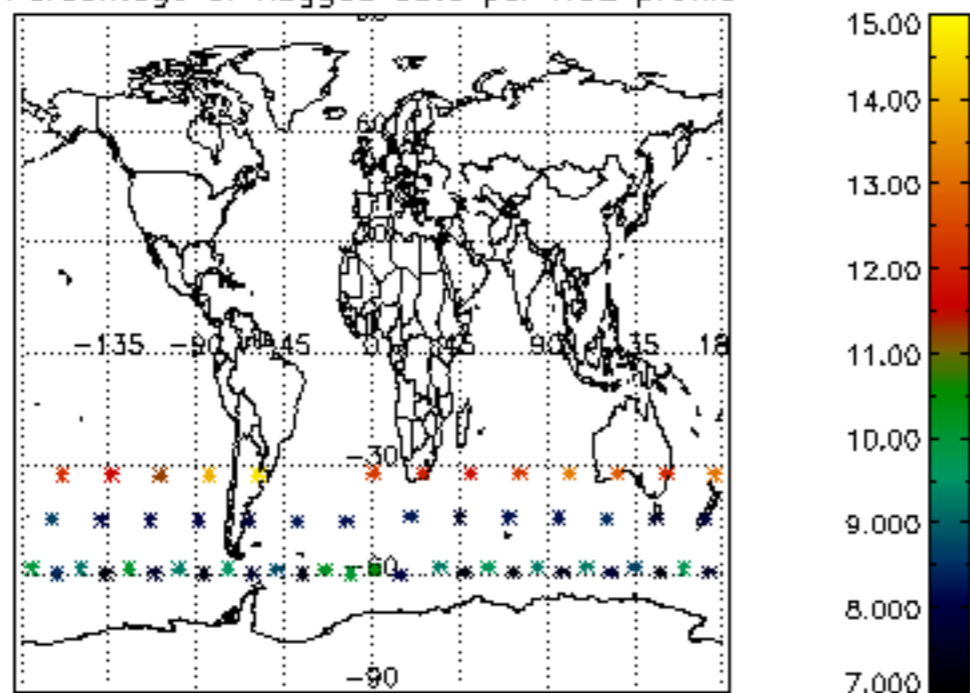
Percentage of flagged data per D3 profile



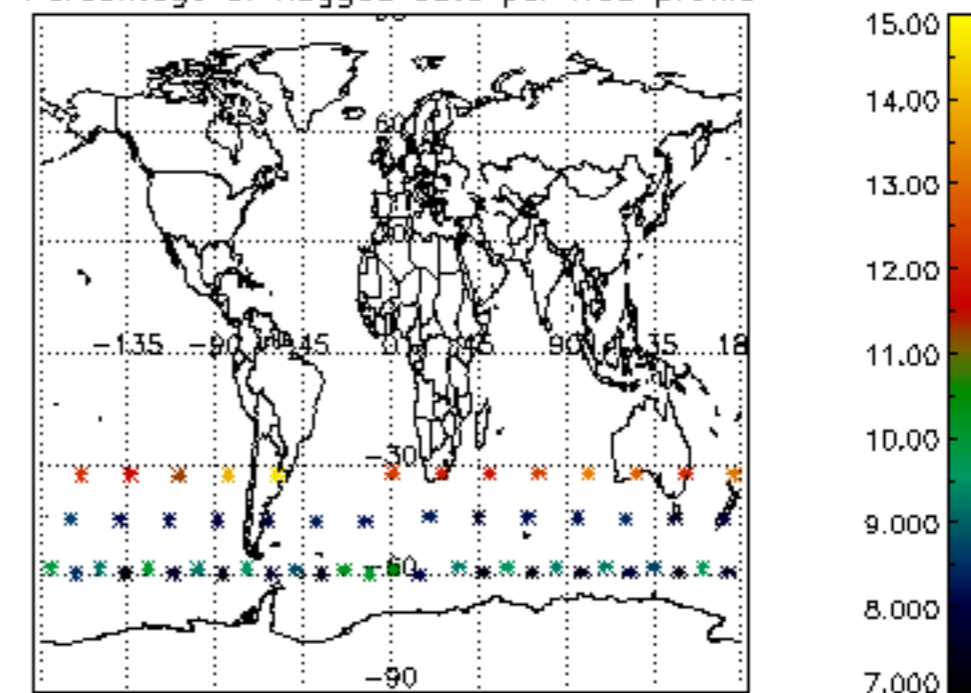
Percentage of flagged data per H2O profile

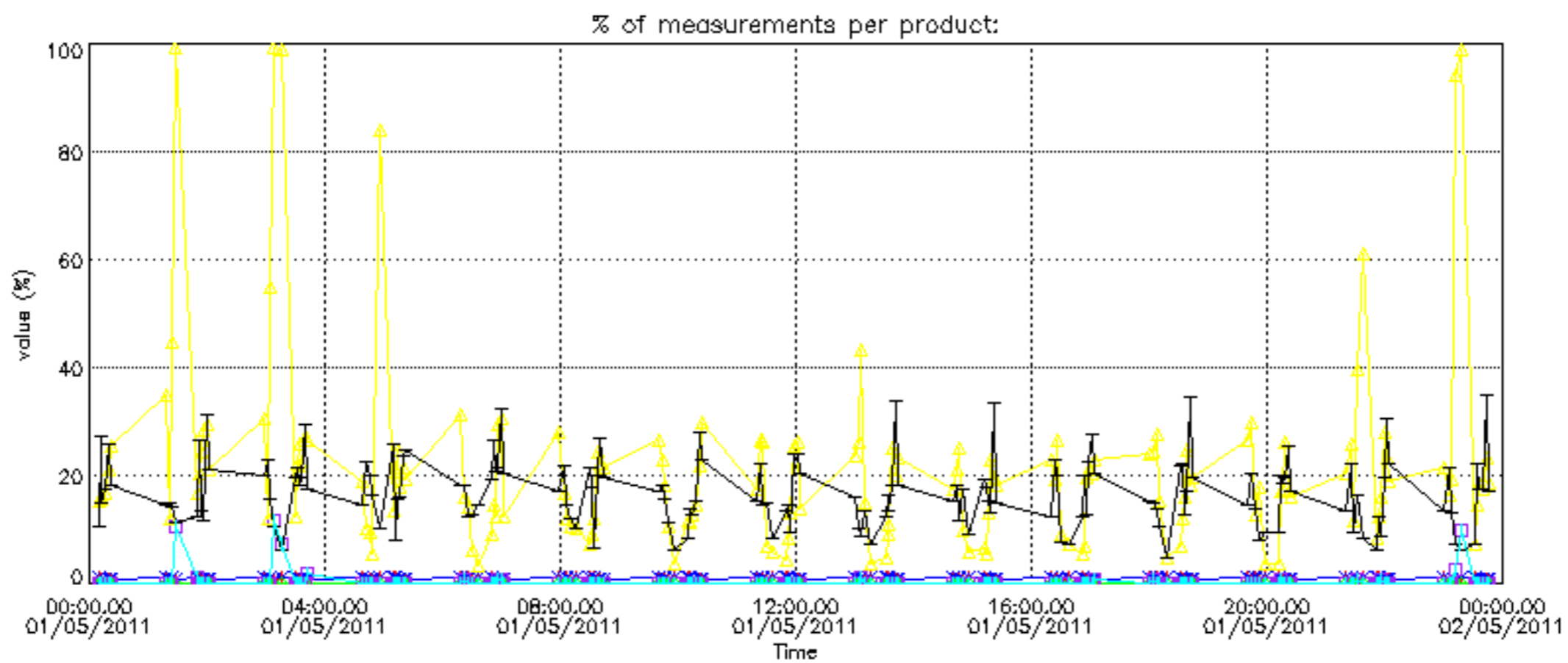
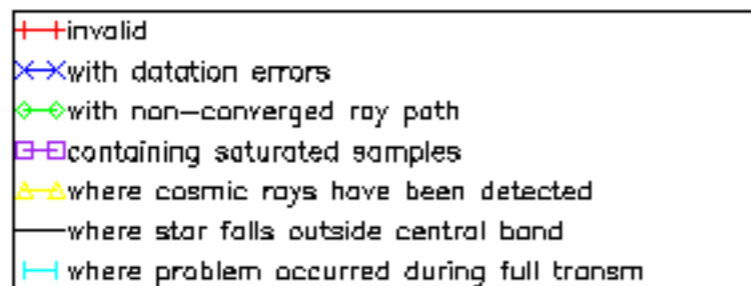


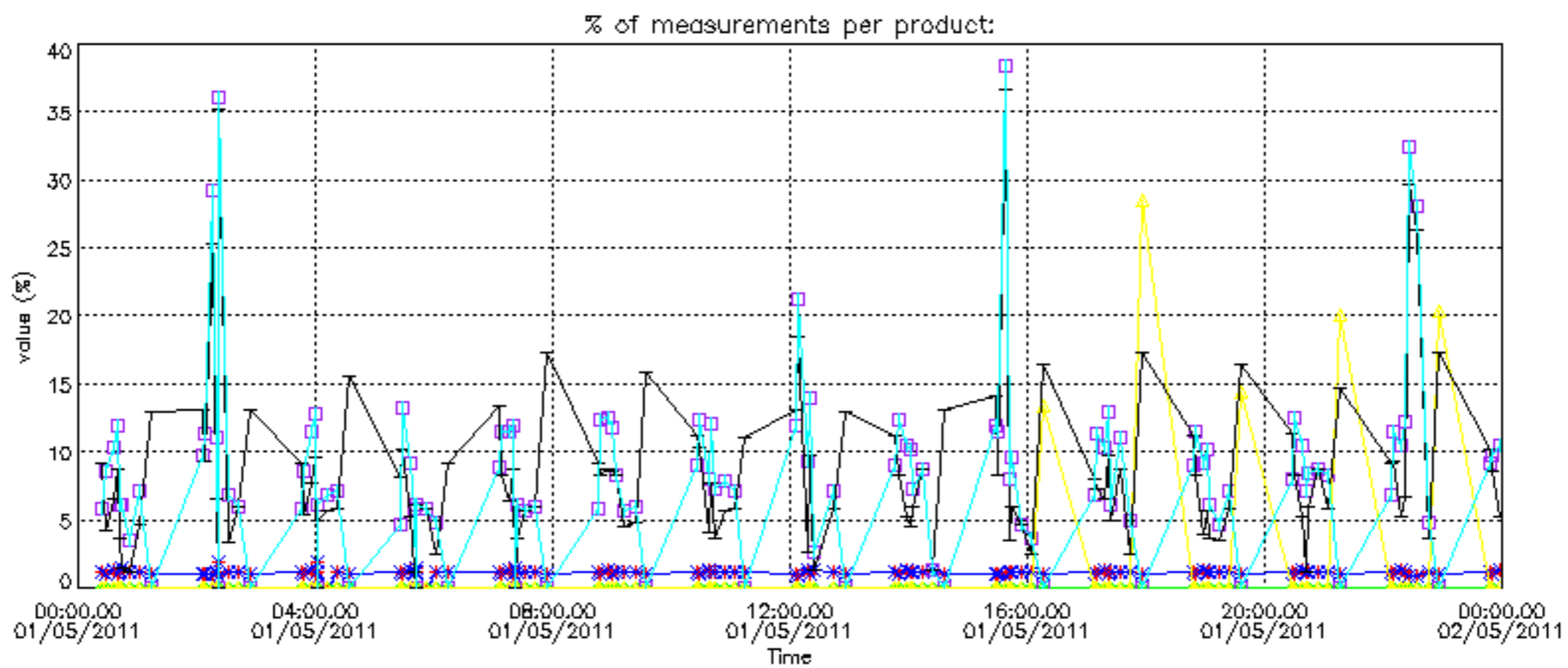
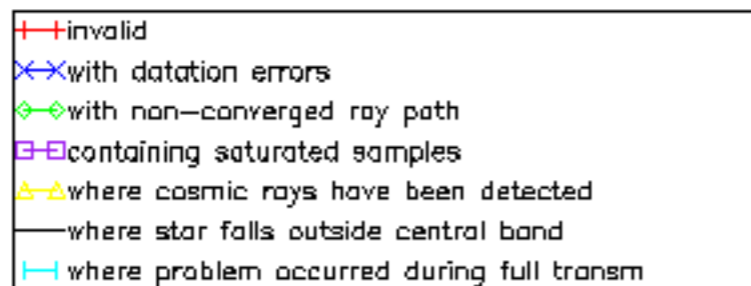
Percentage of flagged data per NO2 profile



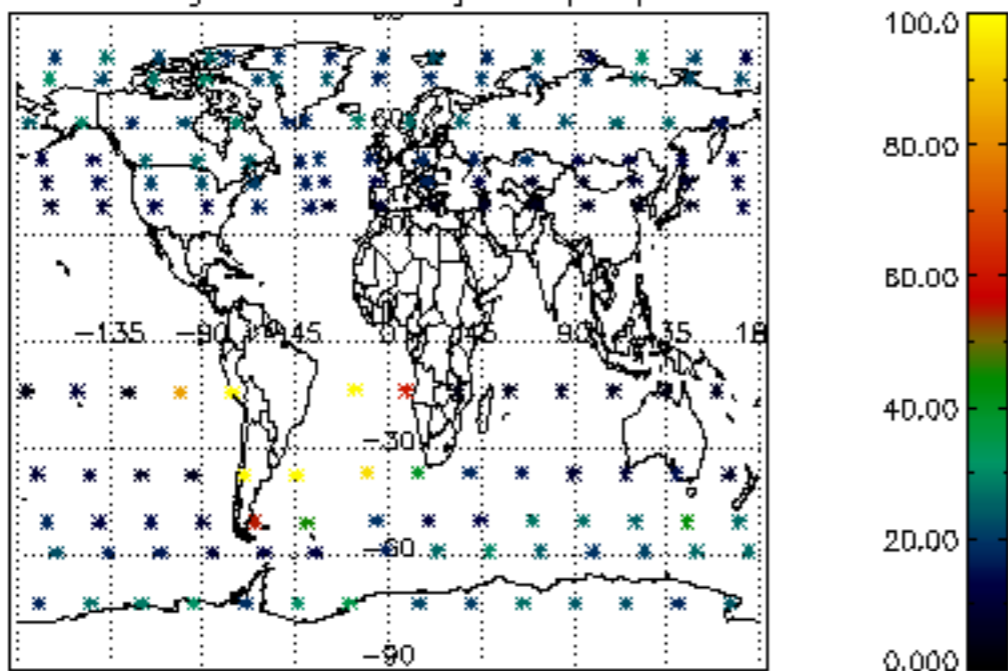
Percentage of flagged data per NO3 profile



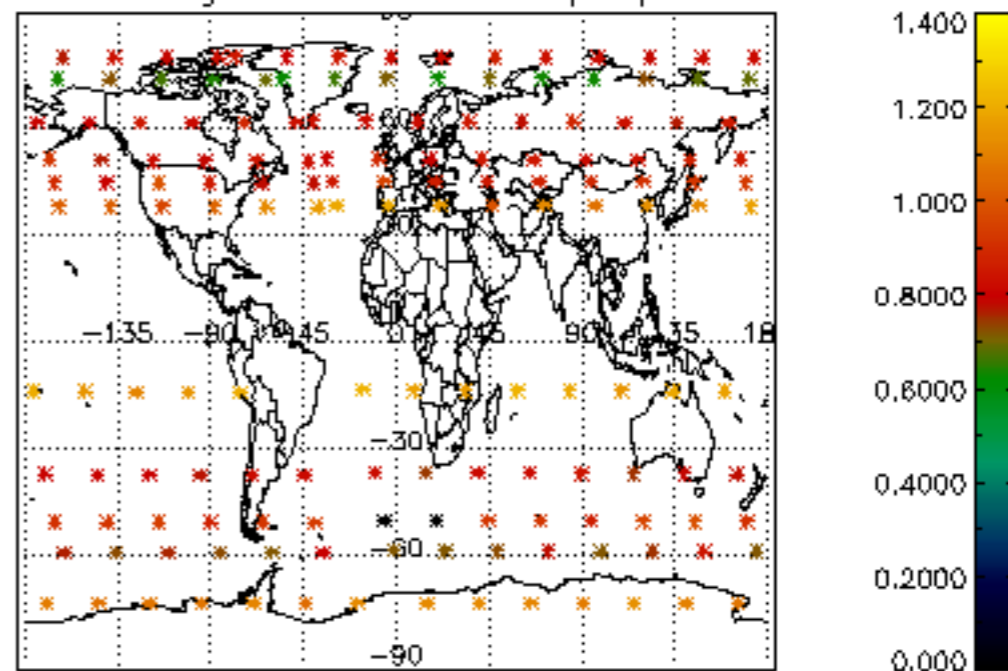




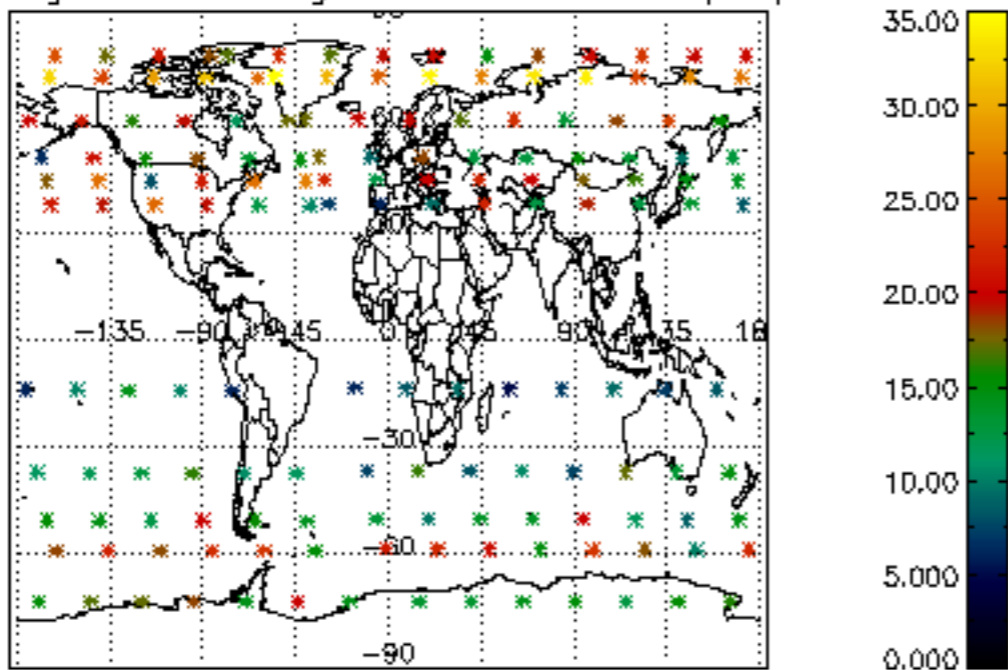
Percentage of cosmic ray hits per profile



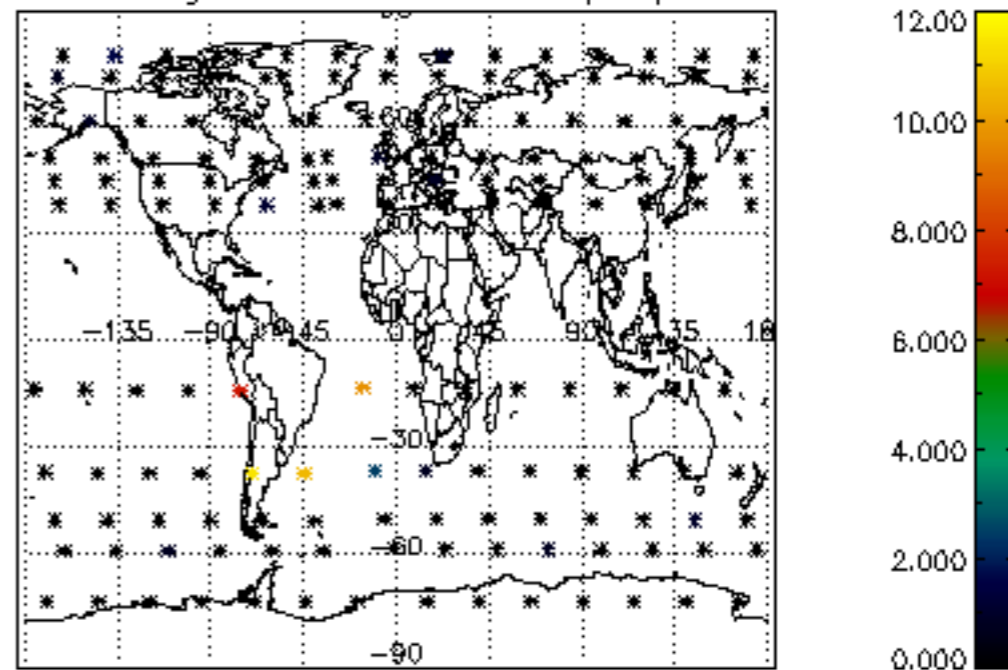
Percentage of datation errors per profile



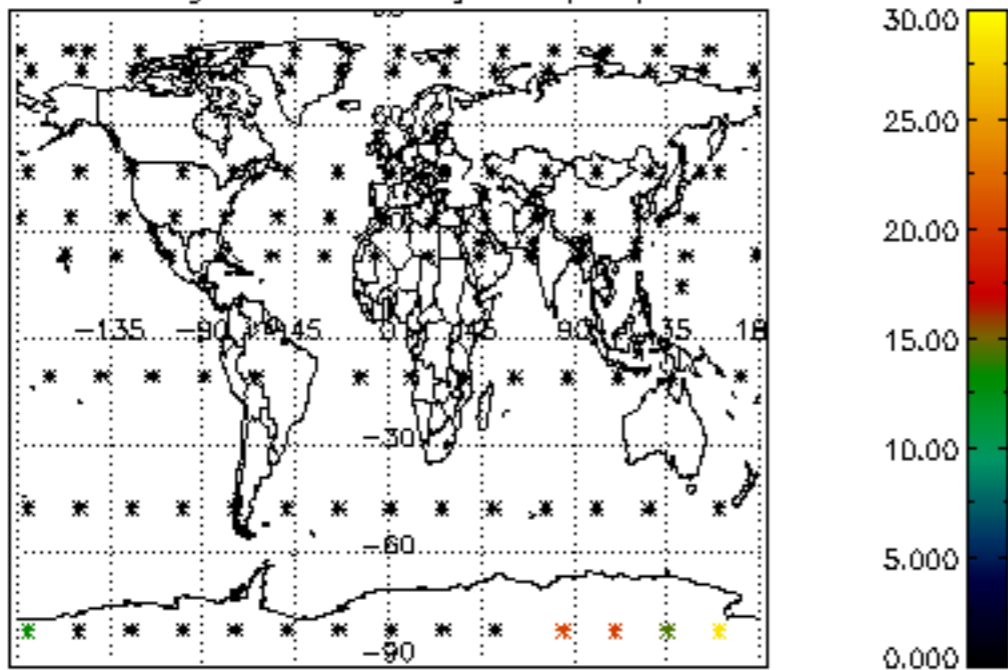
Percentage of star falling outside central band per profile



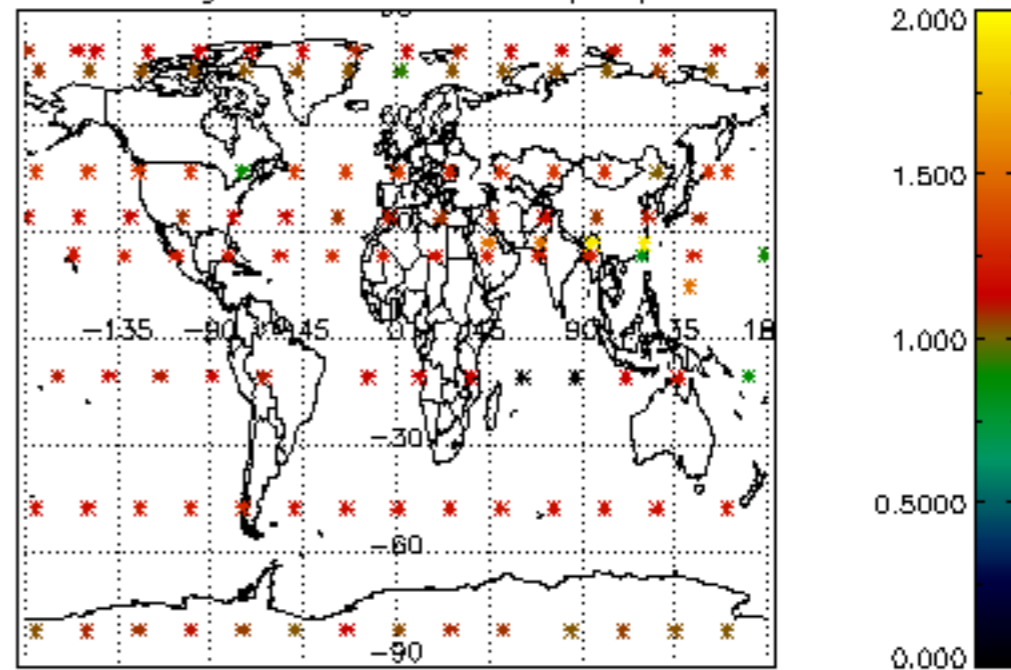
Percentage of saturation errors per profile



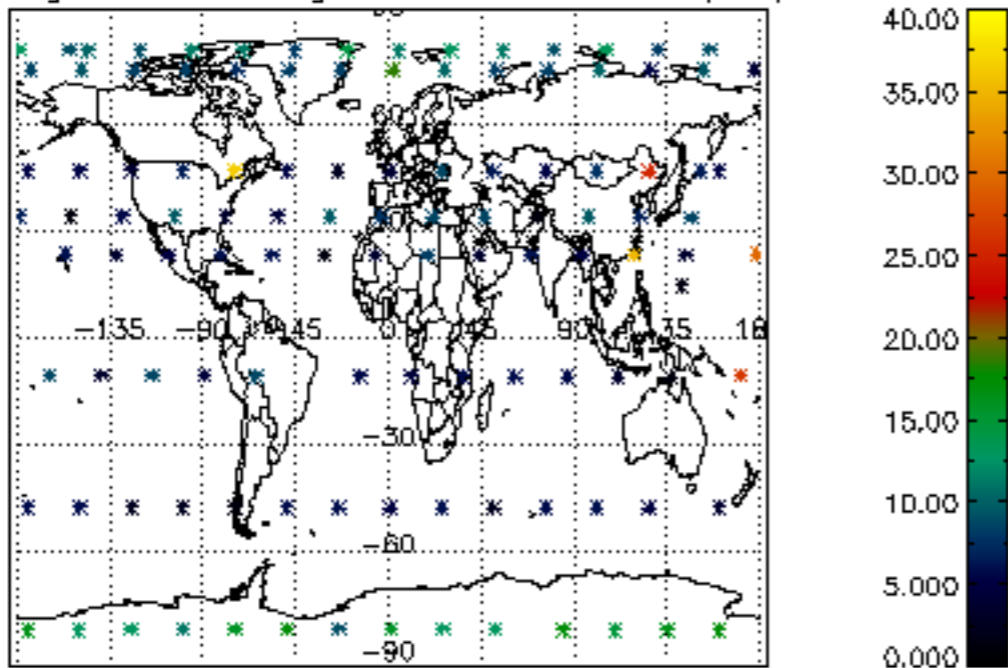
Percentage of cosmic ray hits per profile



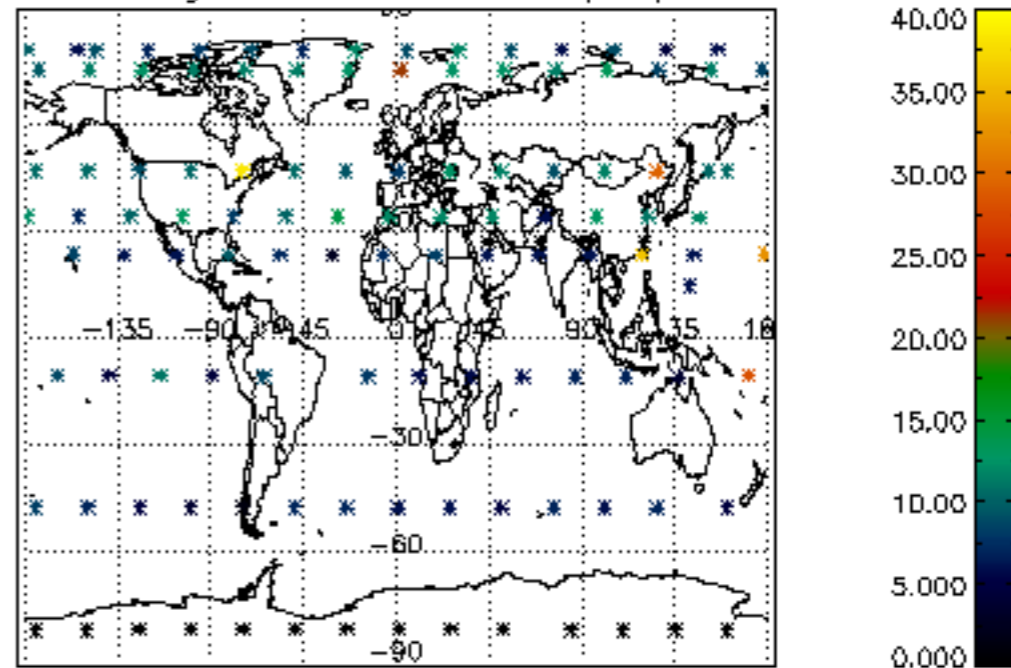
Percentage of datation errors per profile

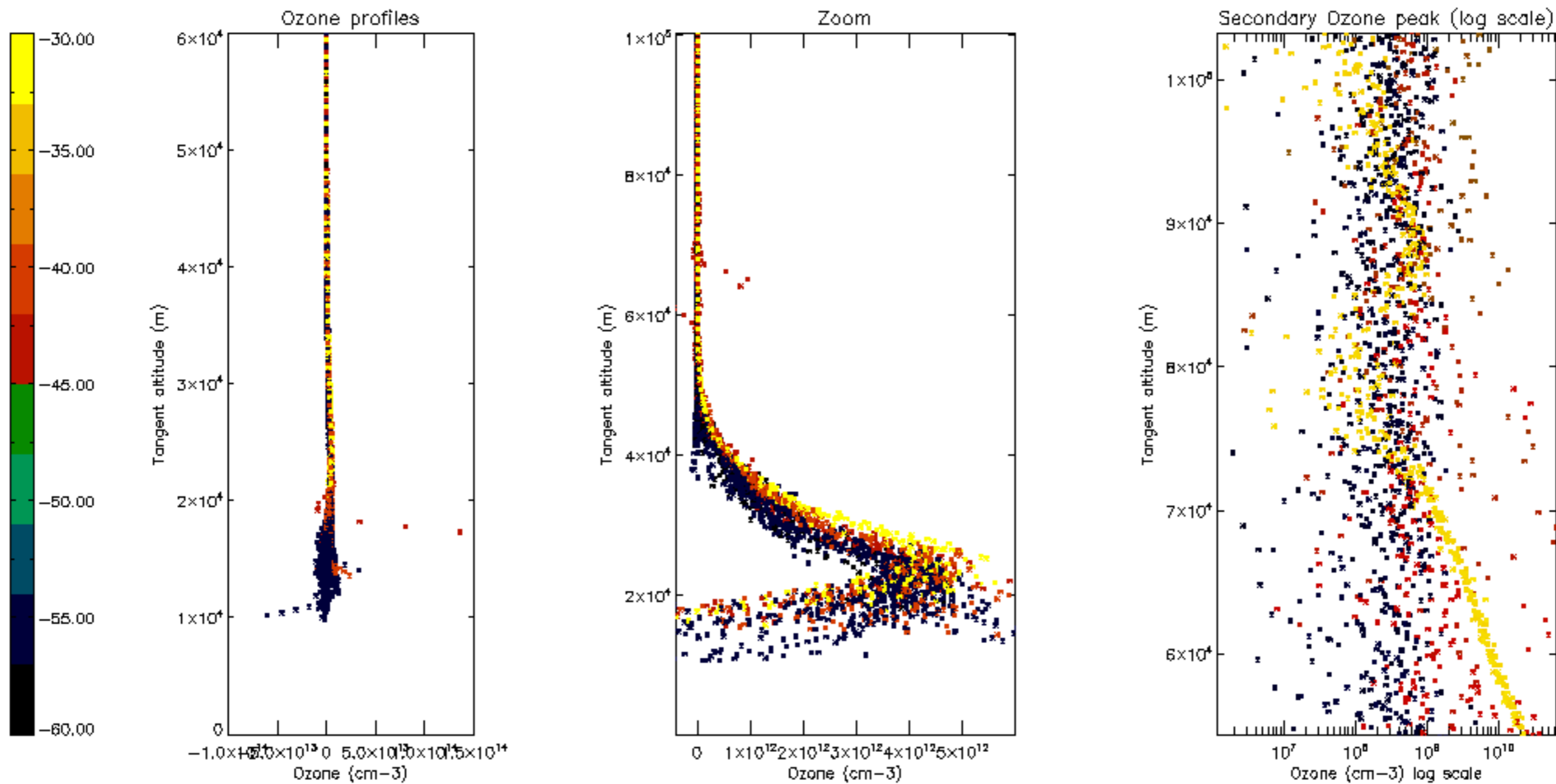


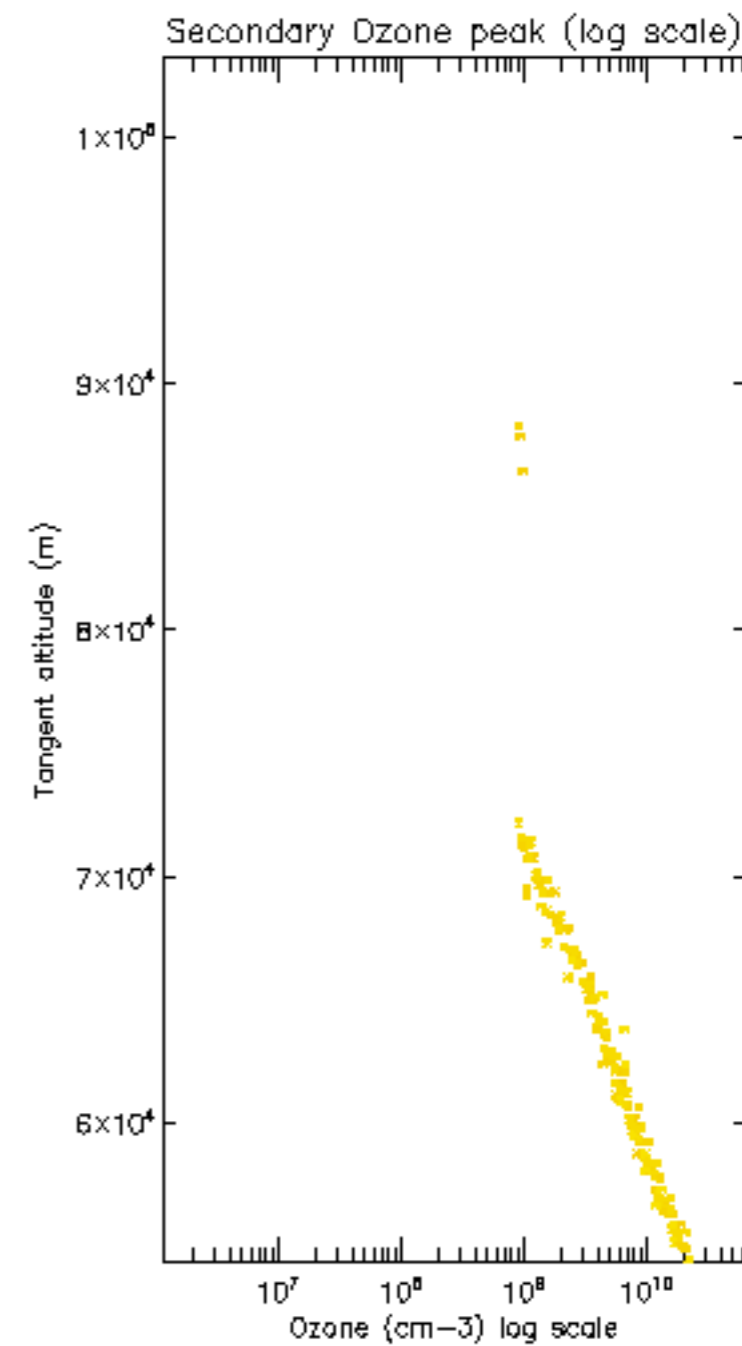
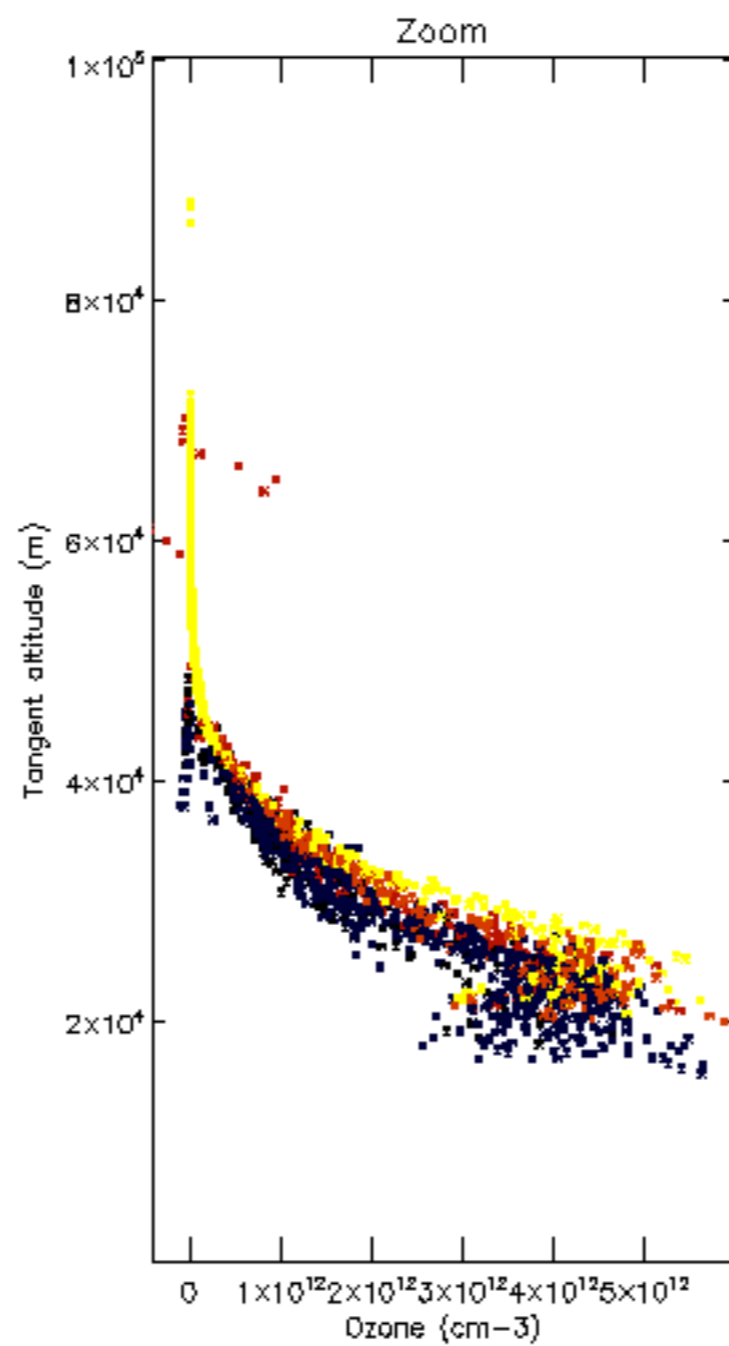
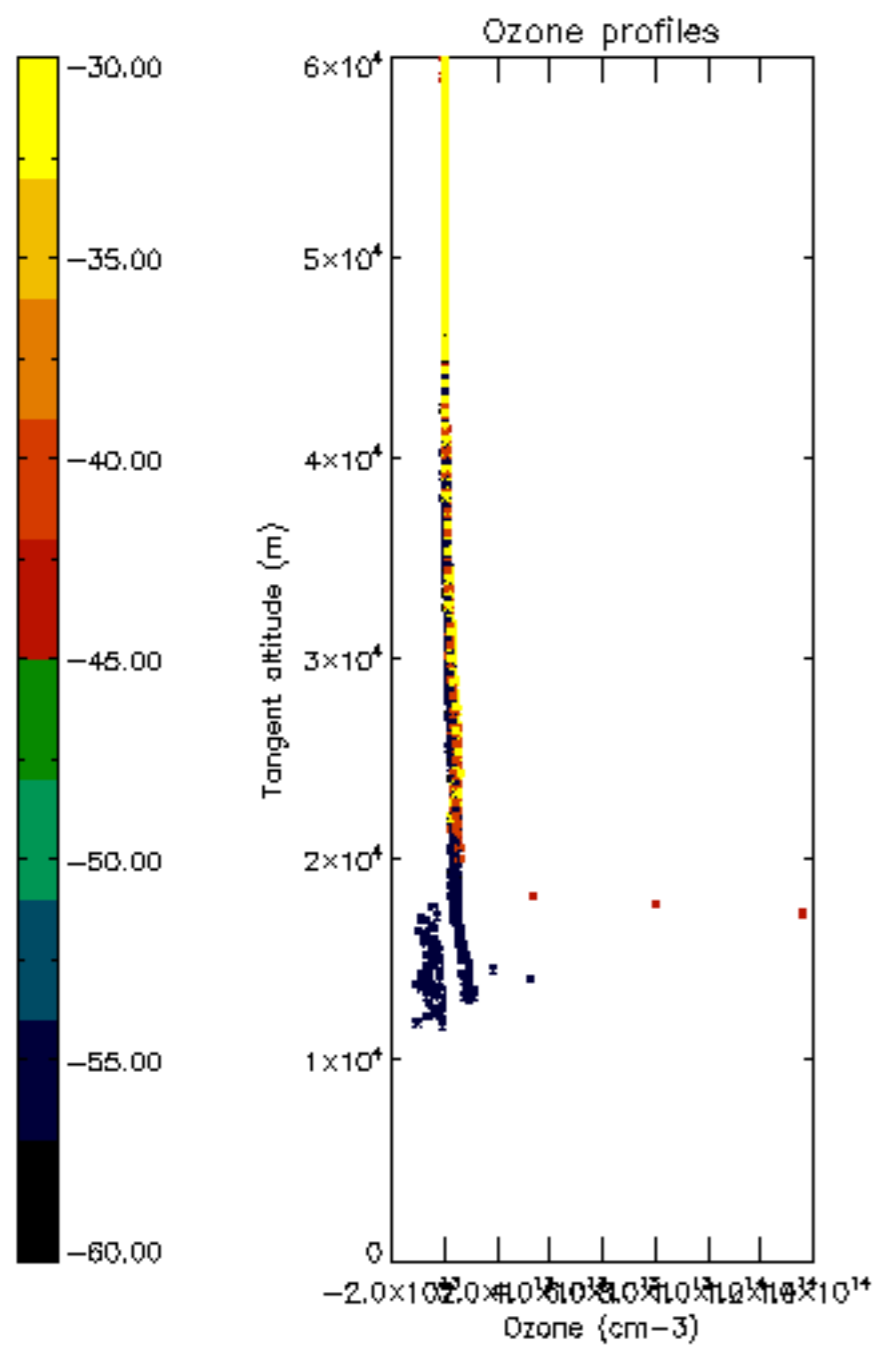
Percentage of star falling outside central band per profile

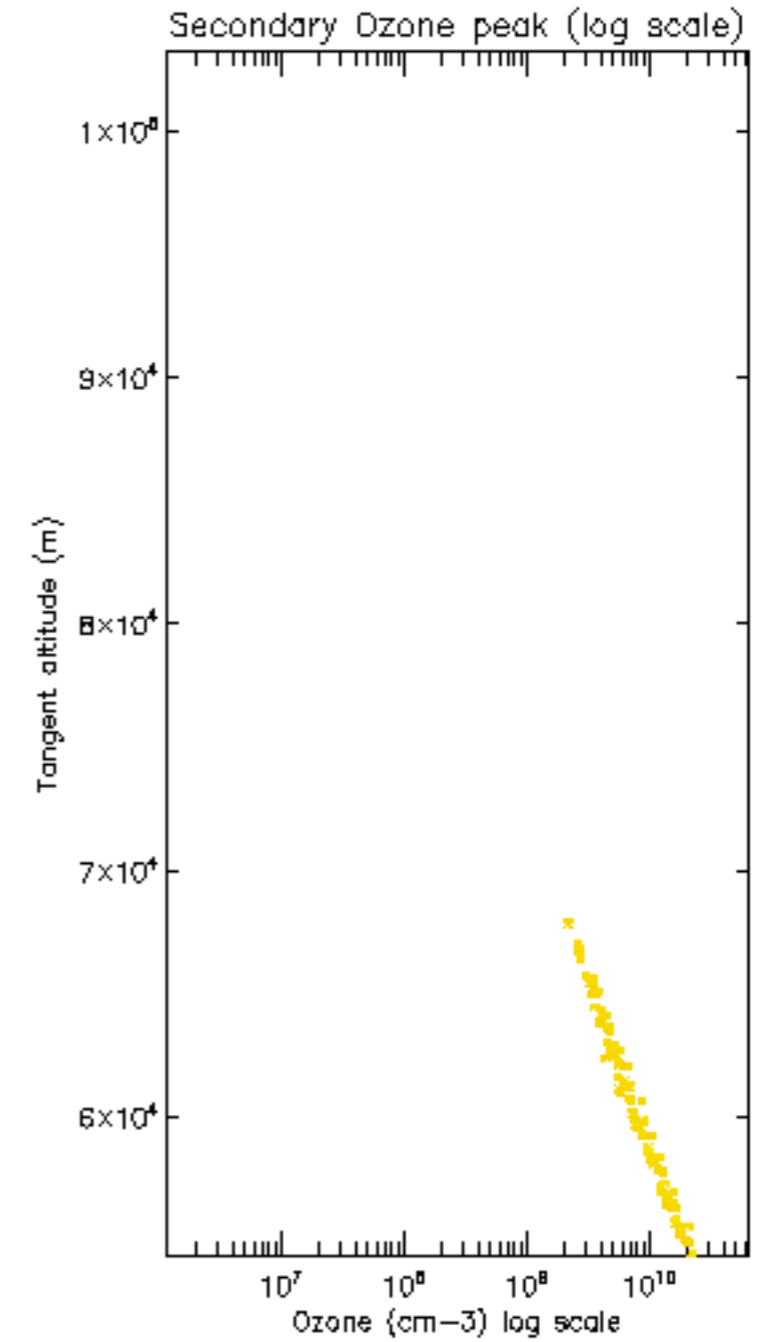
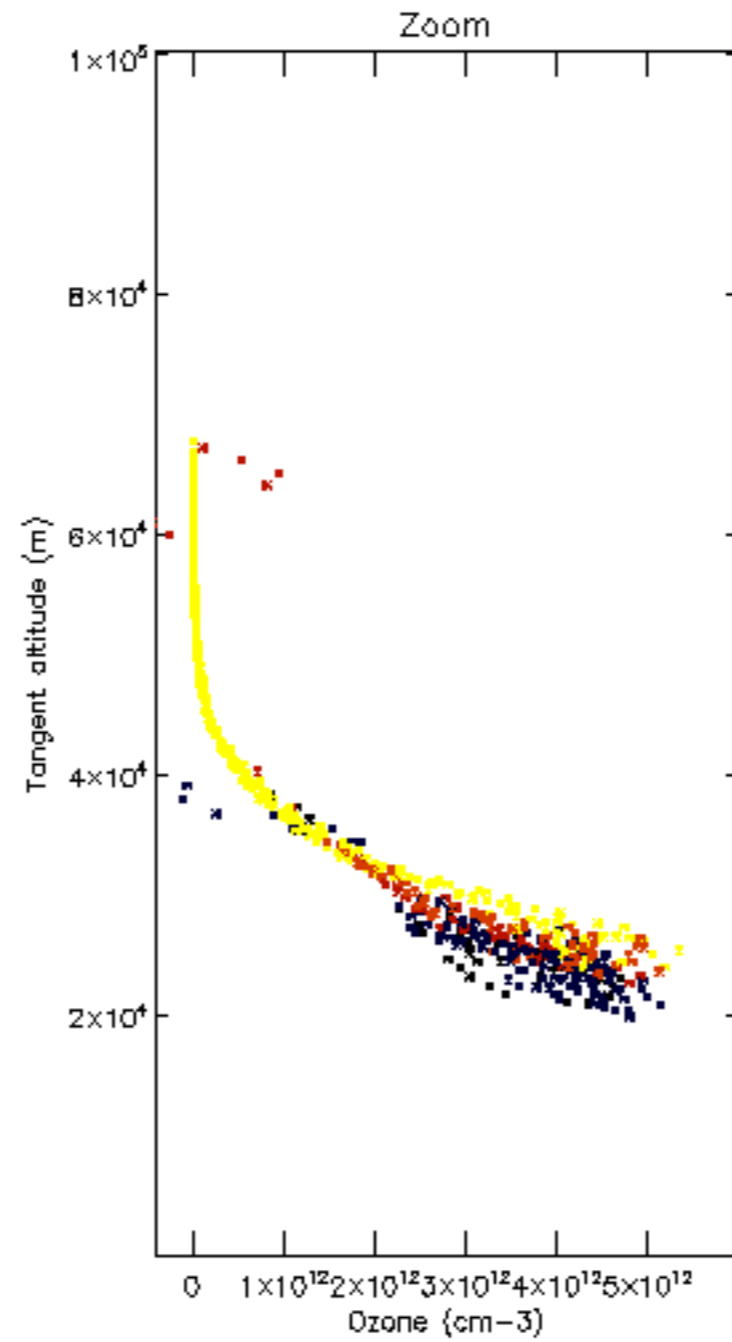
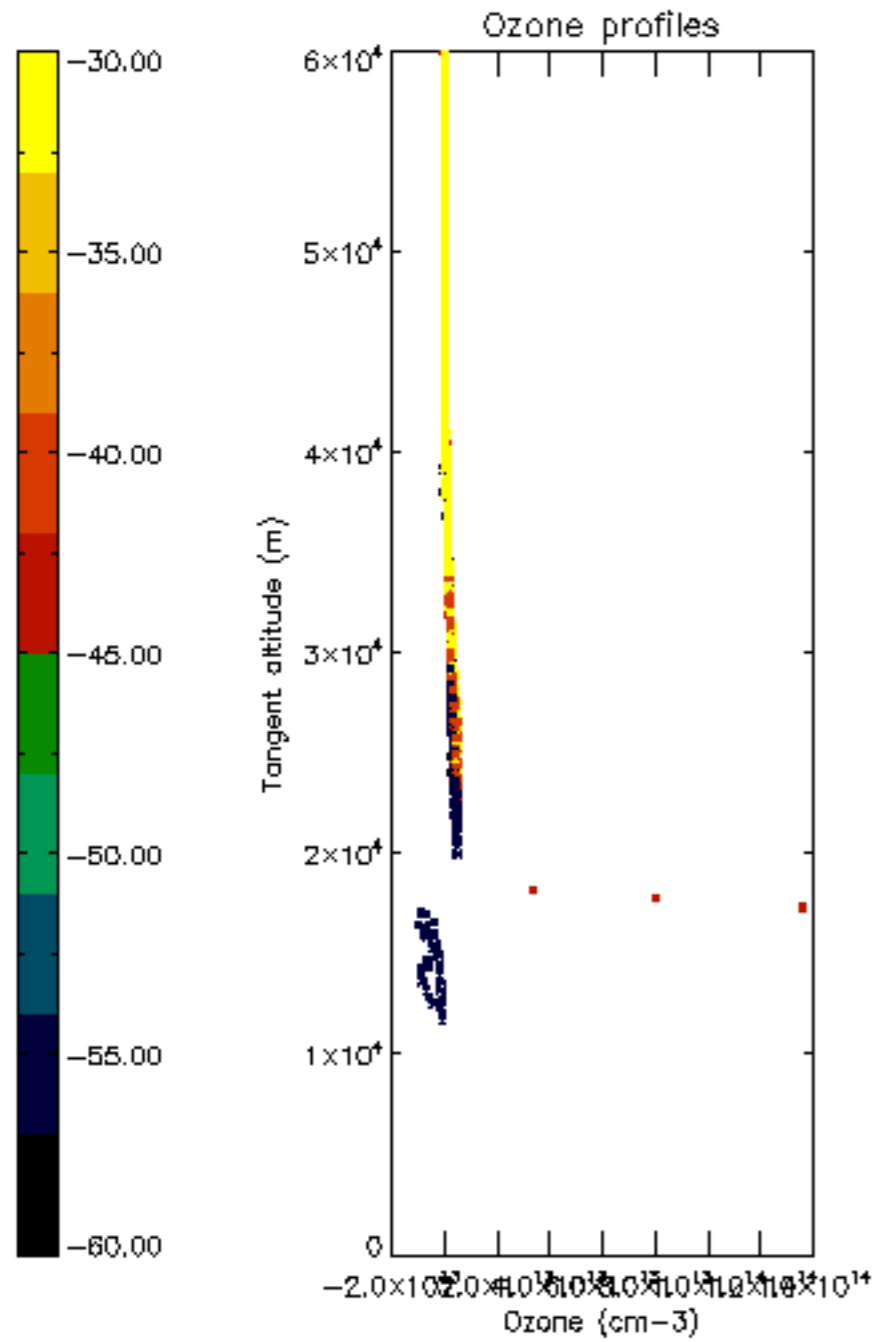


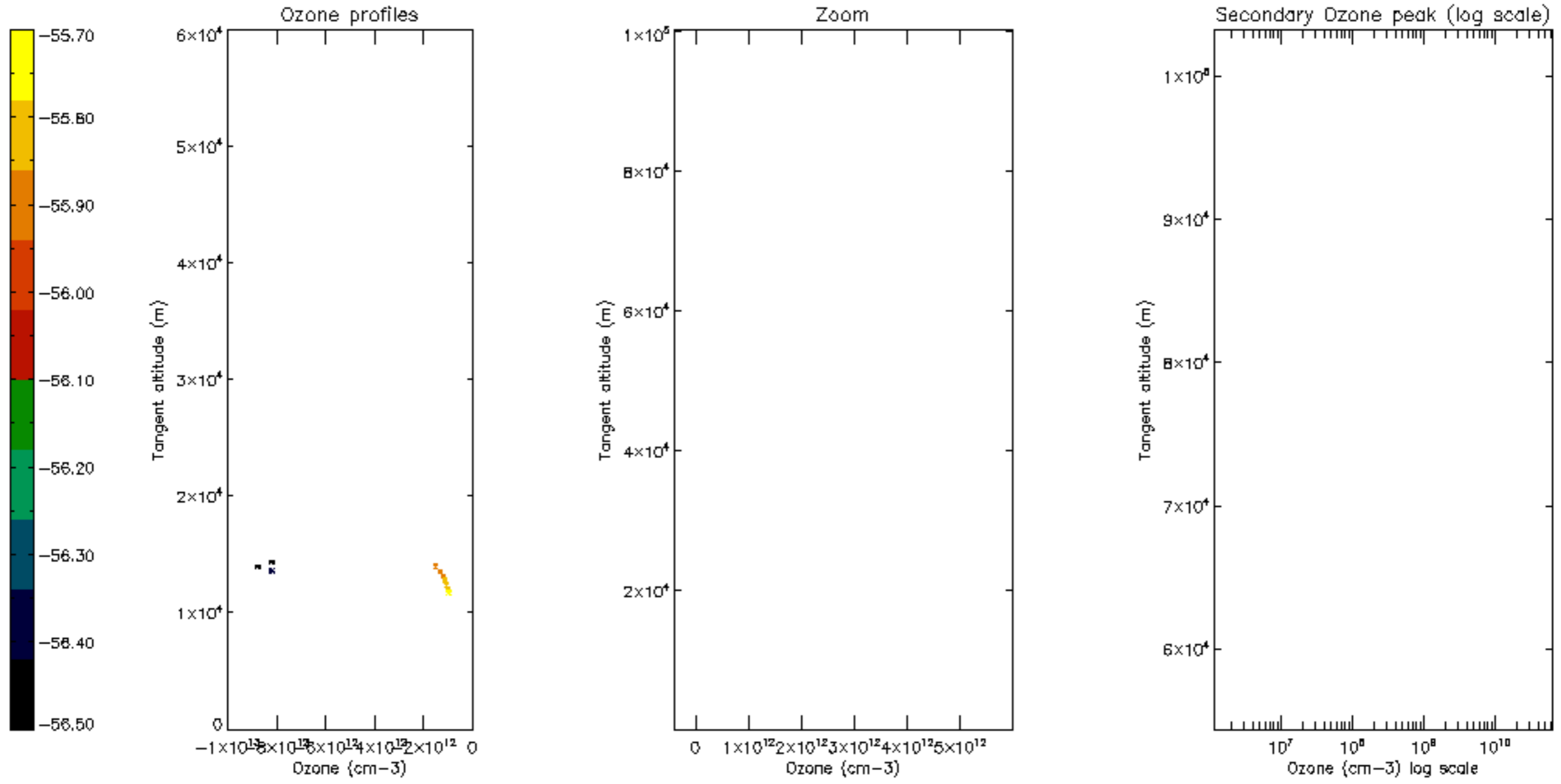
Percentage of saturation errors per profile

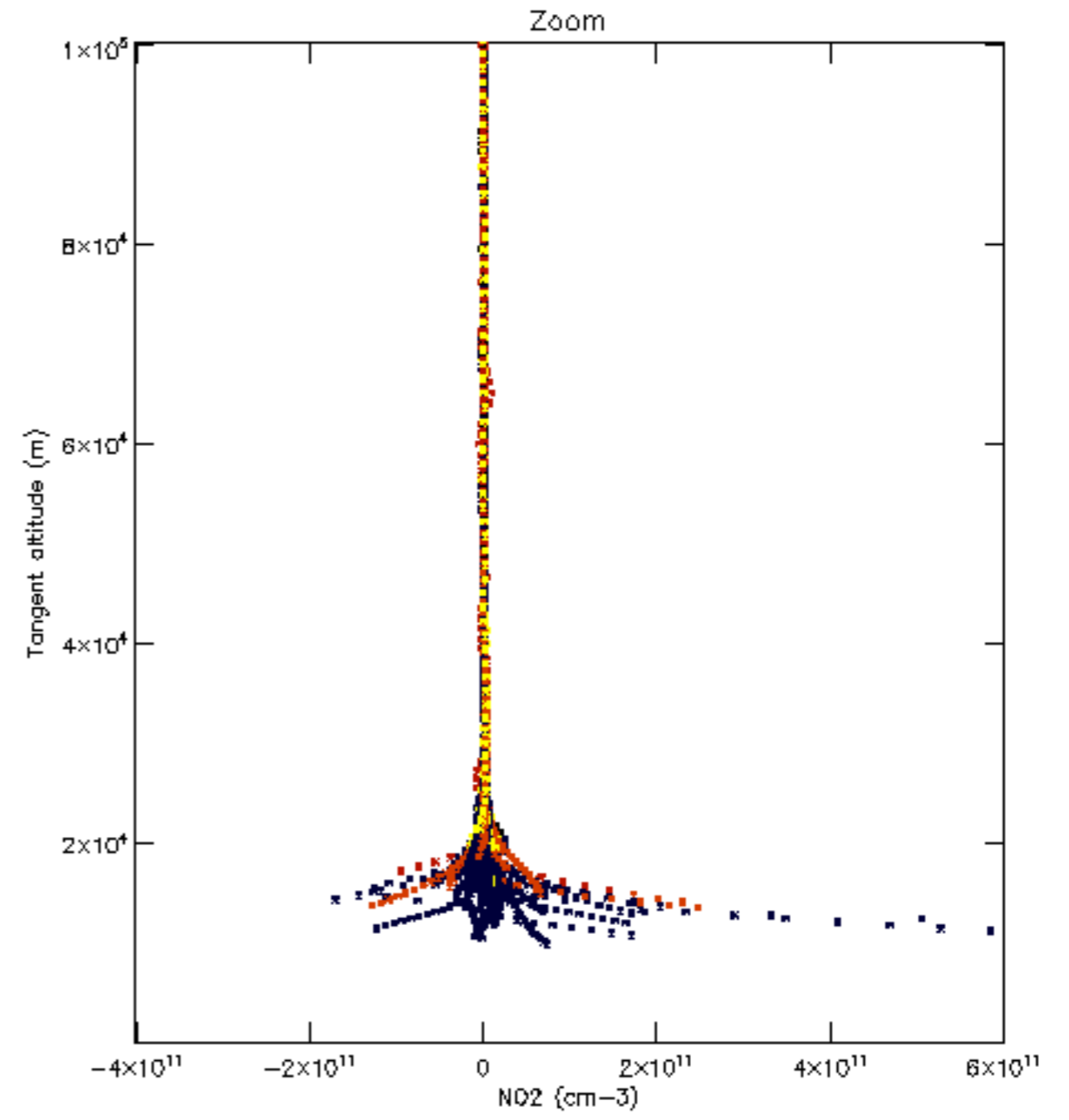
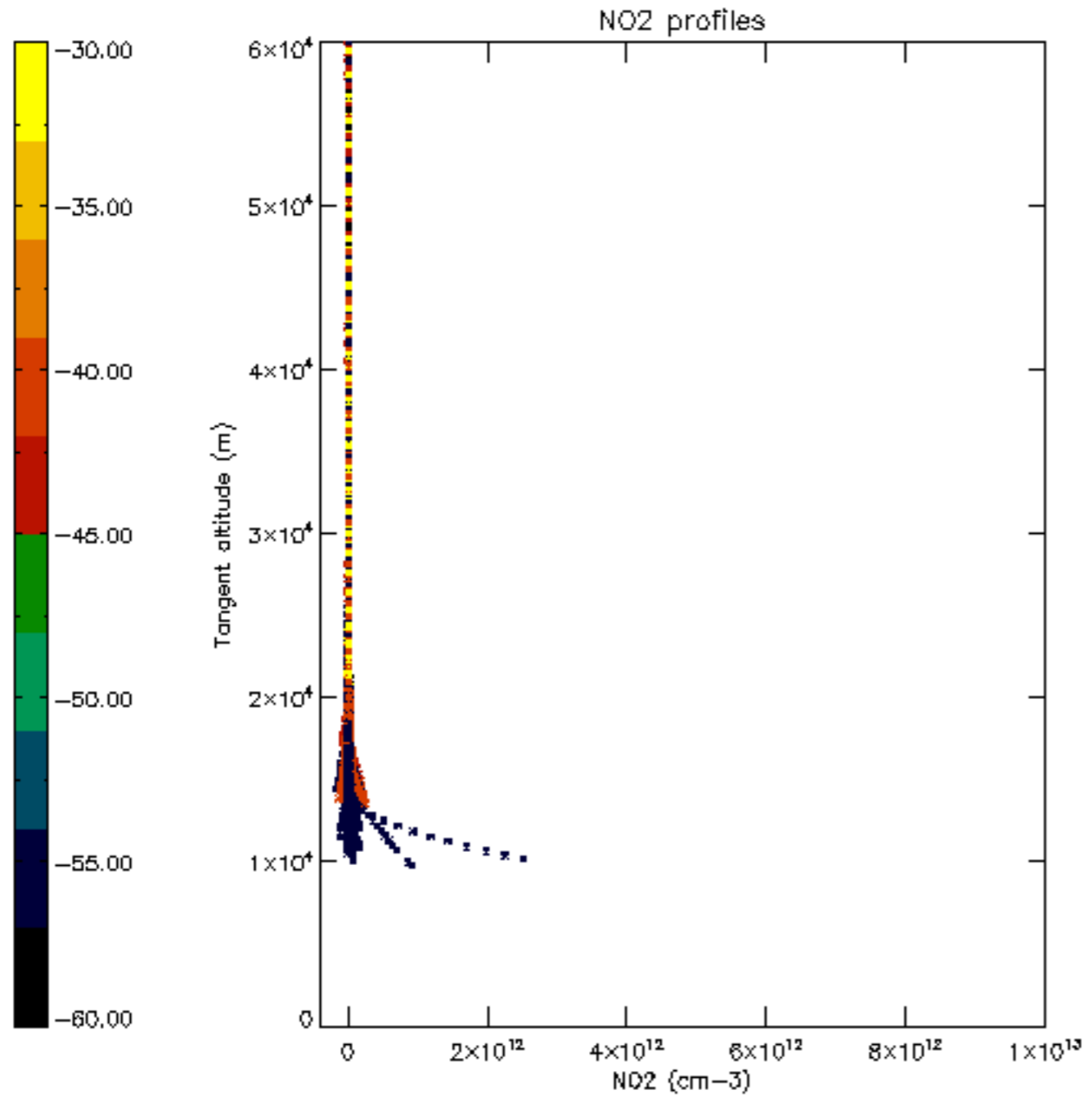


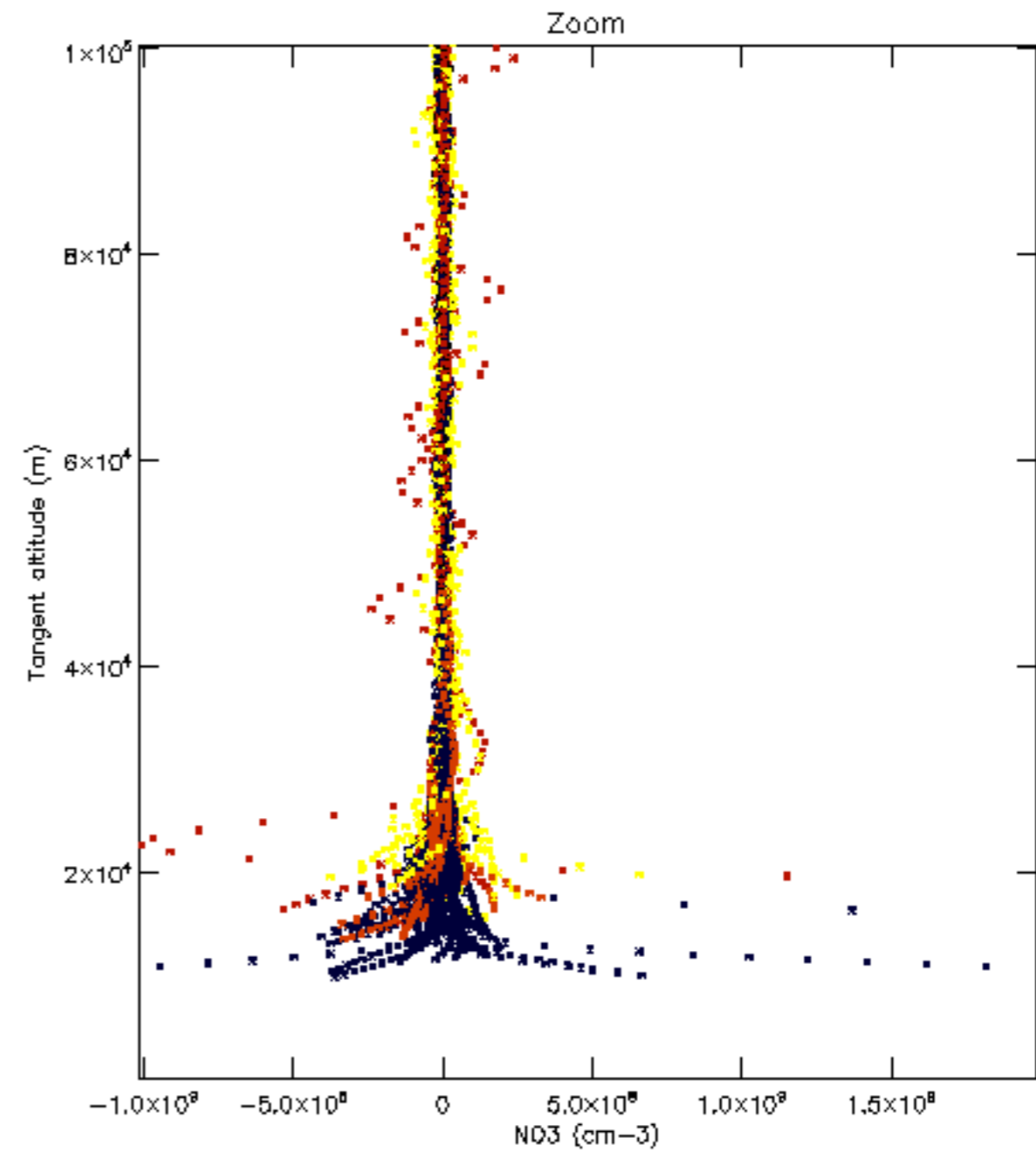
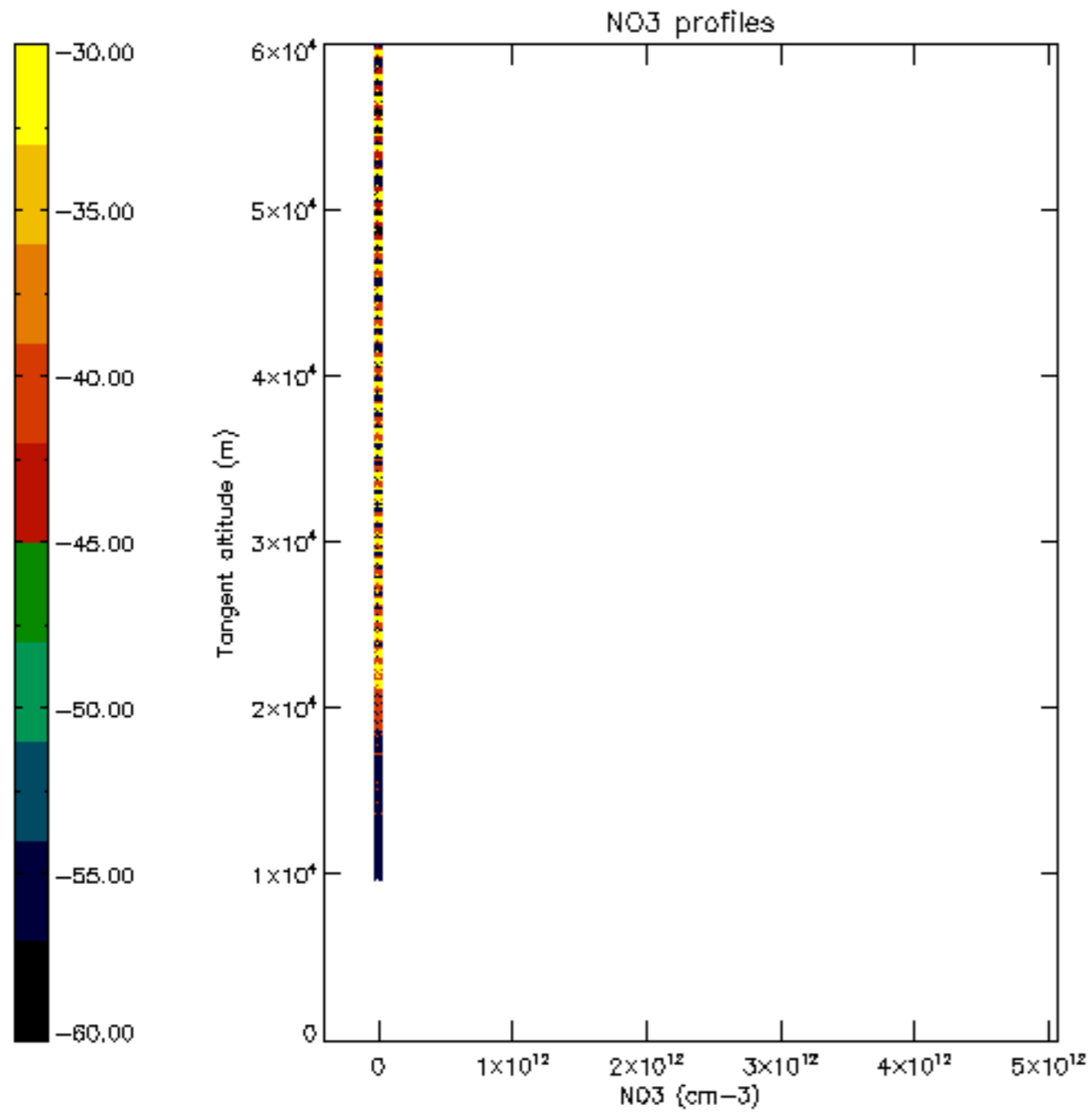


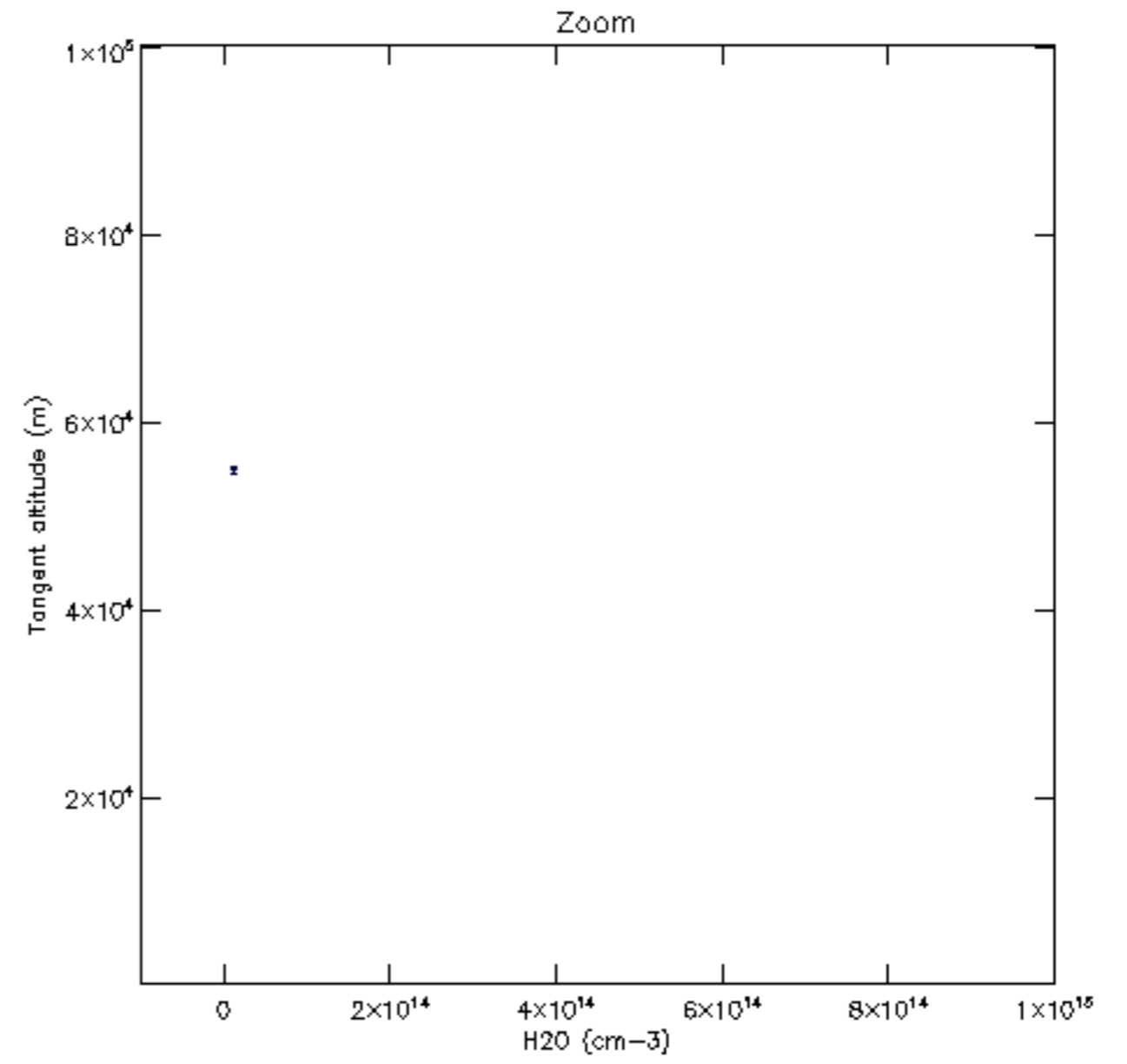
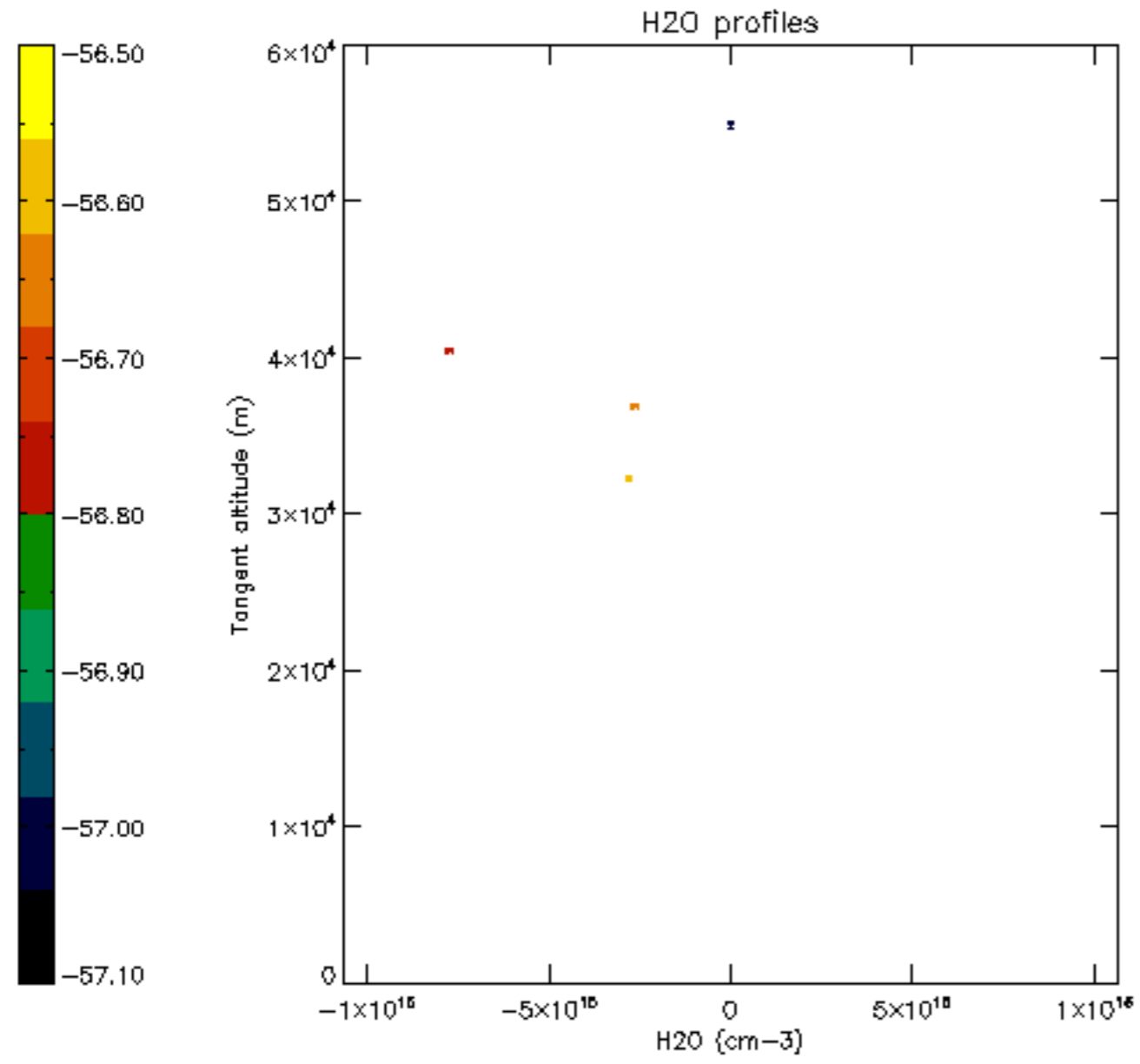


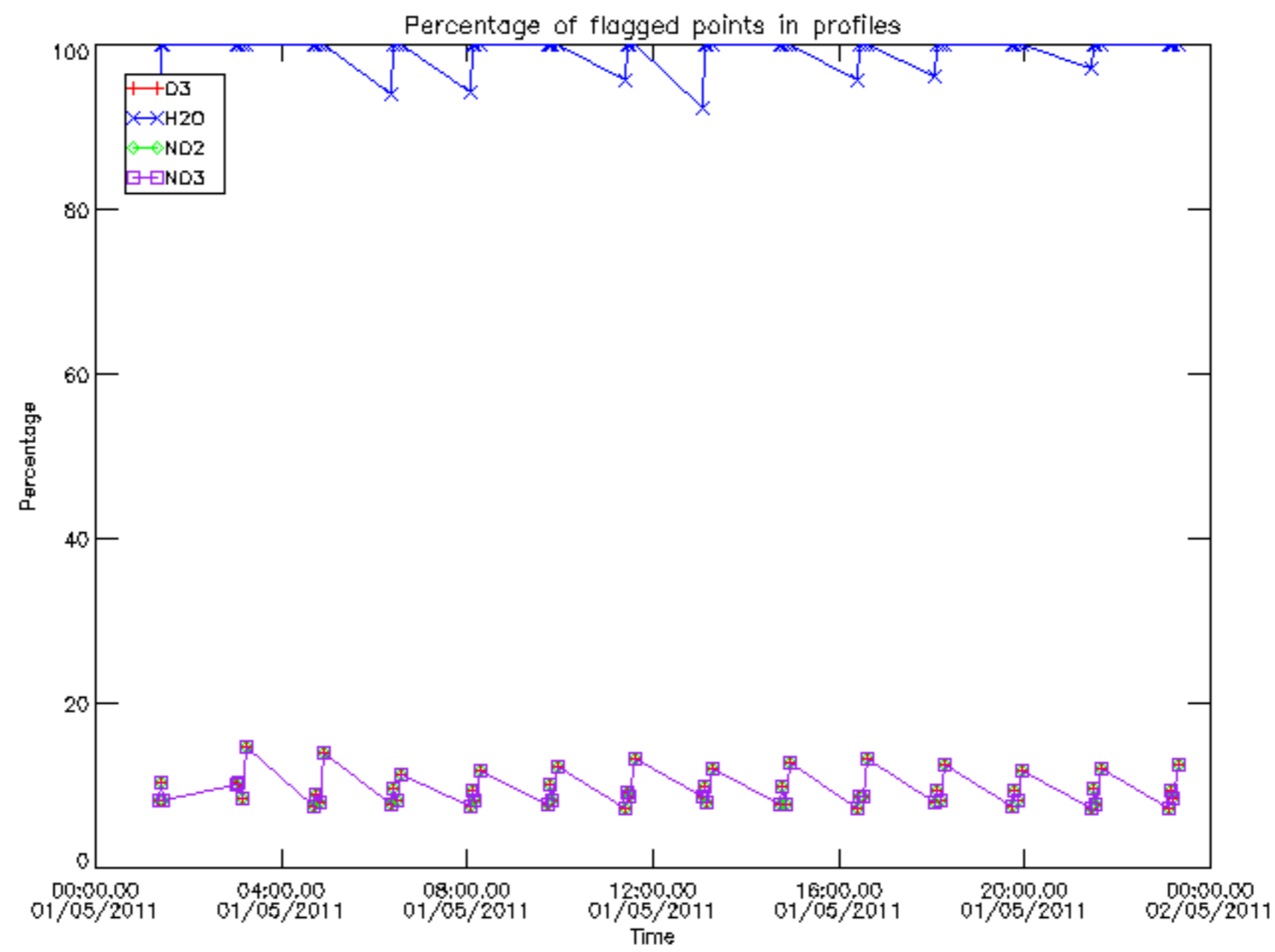




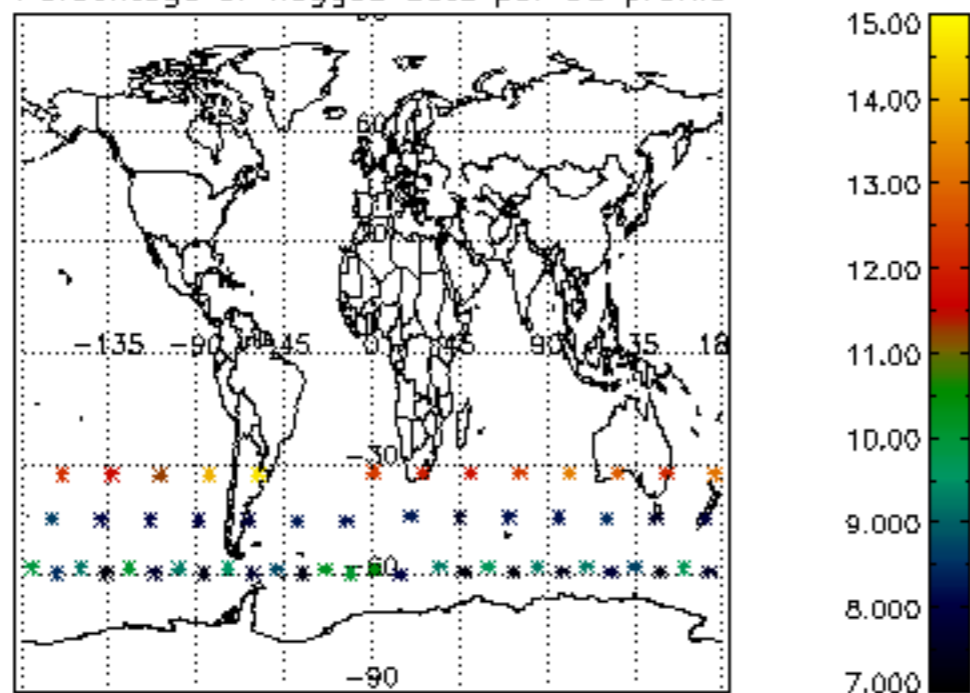




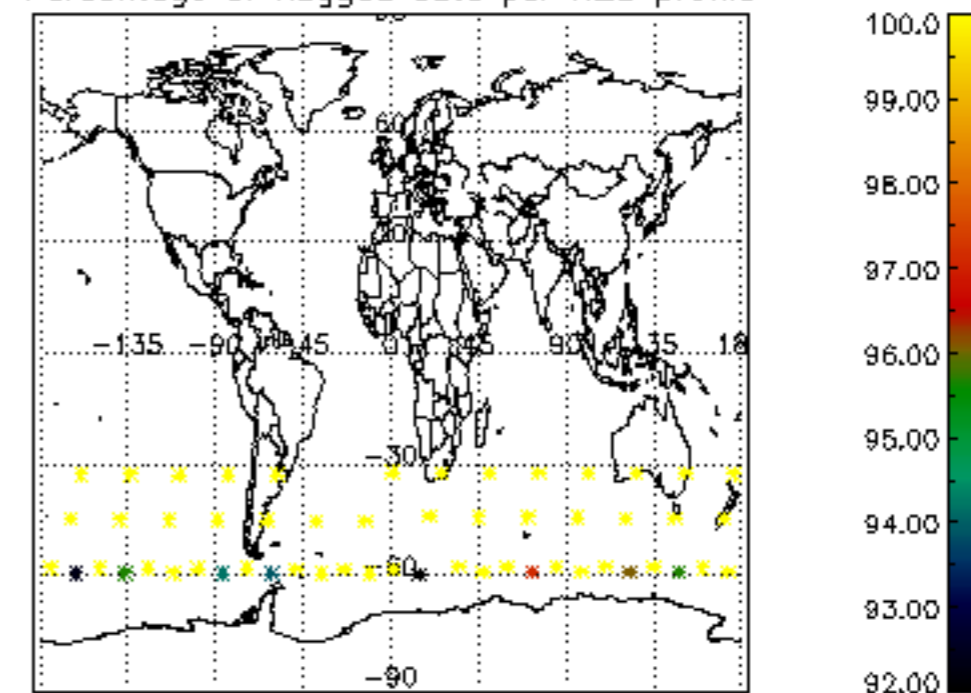




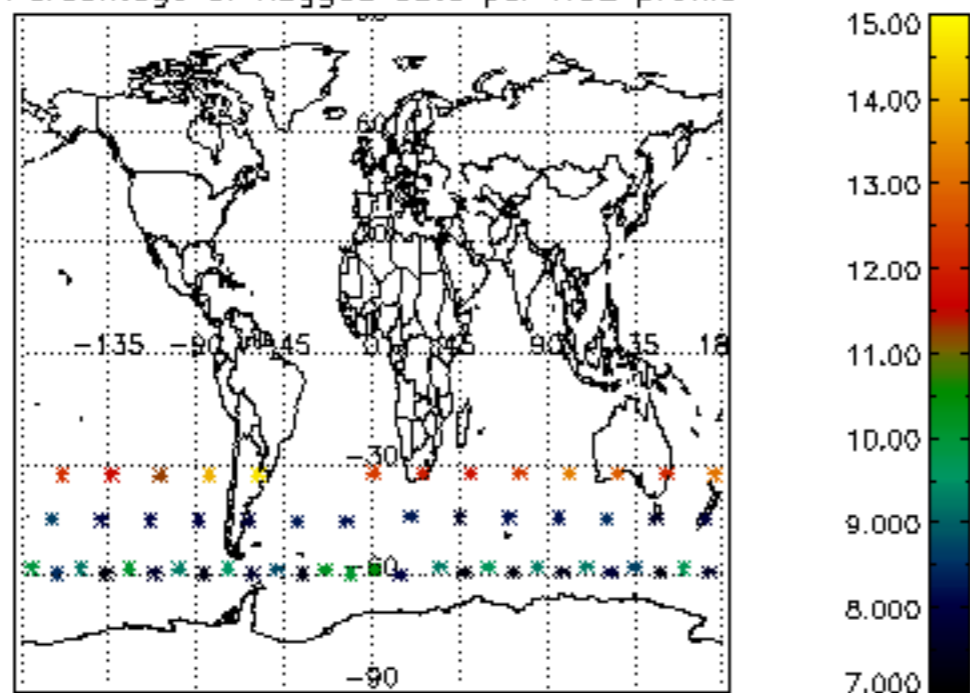
Percentage of flagged data per D3 profile



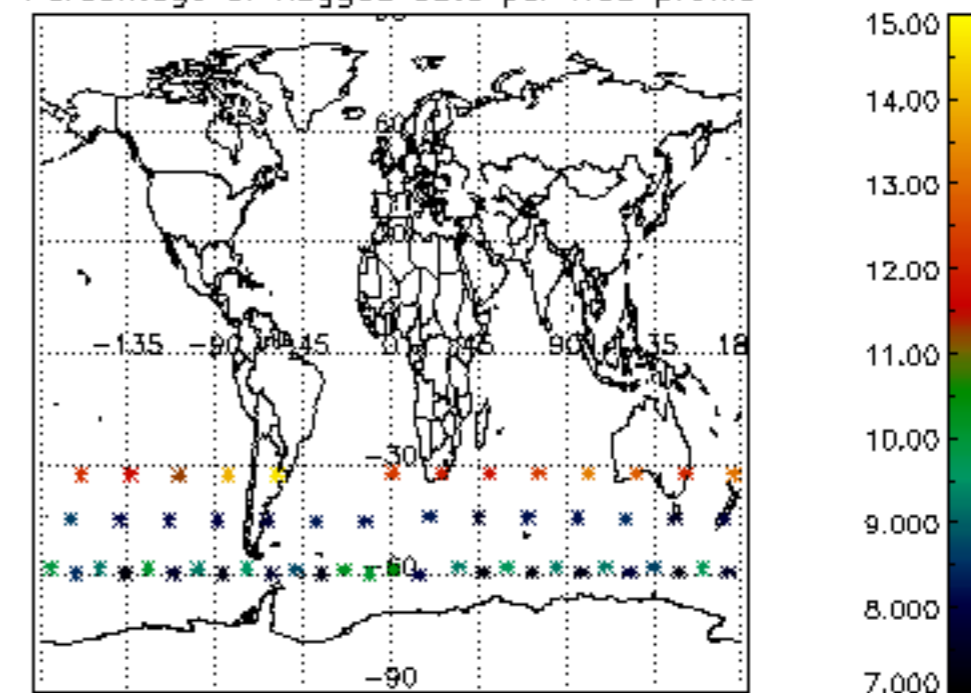
Percentage of flagged data per H2O profile

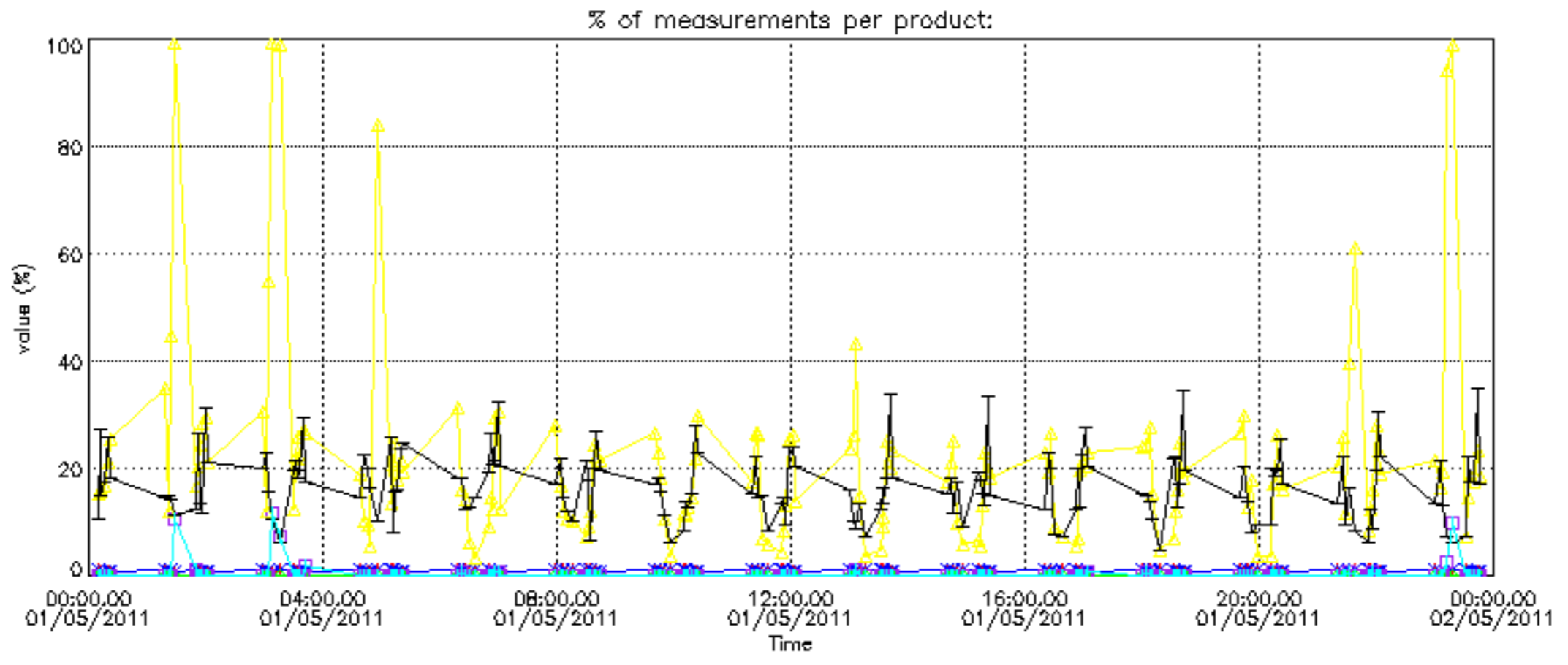
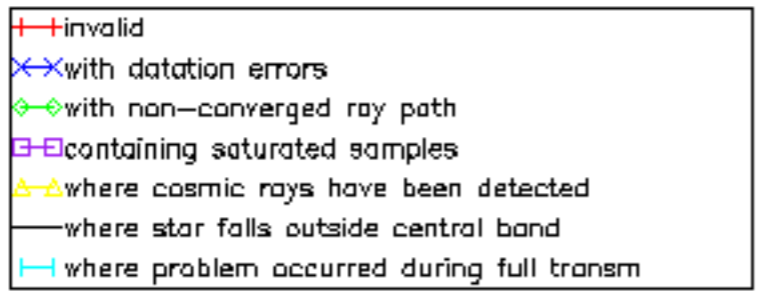


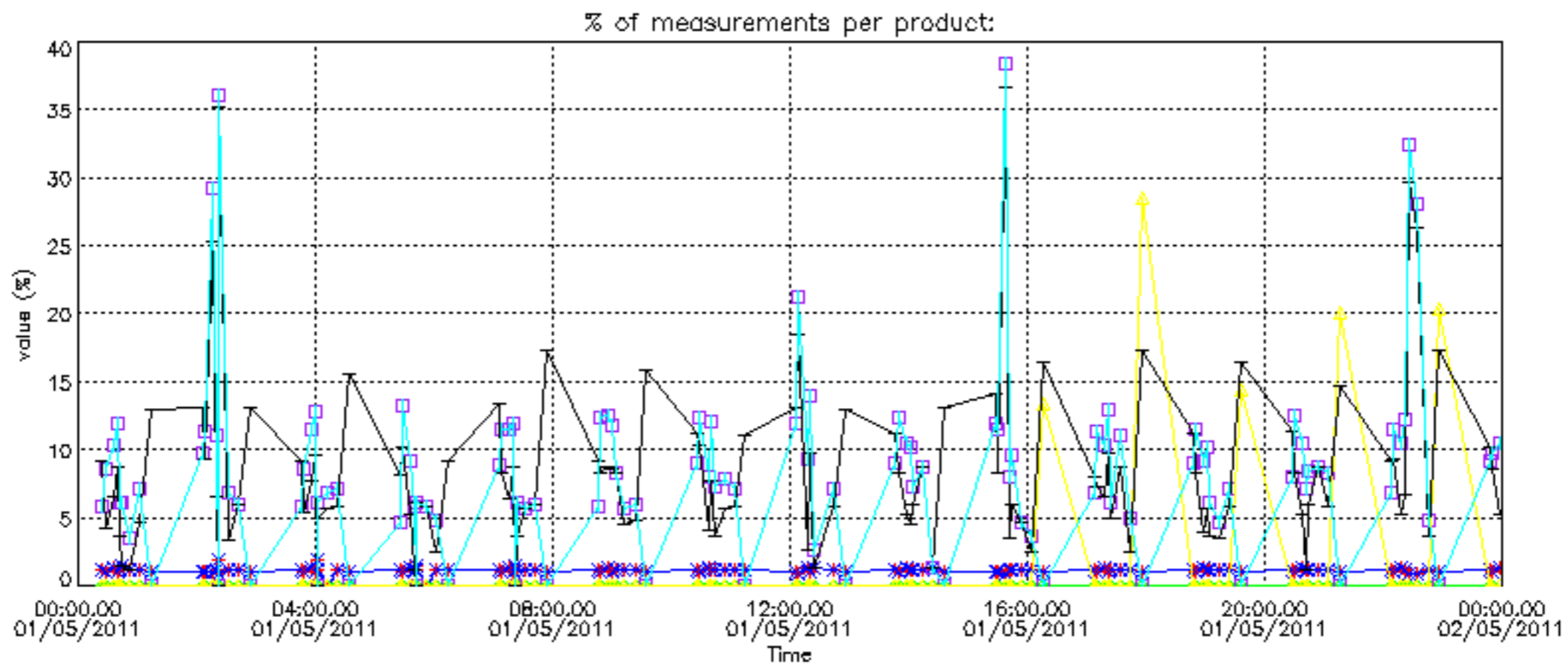
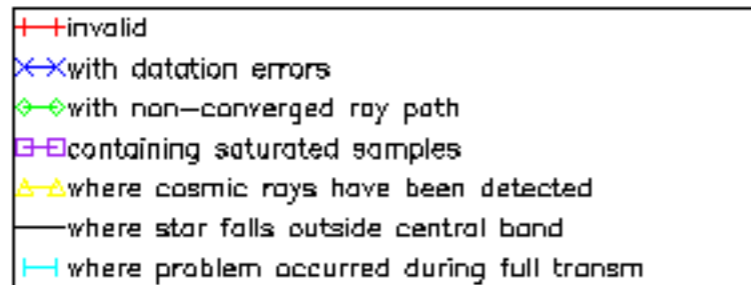
Percentage of flagged data per NO2 profile



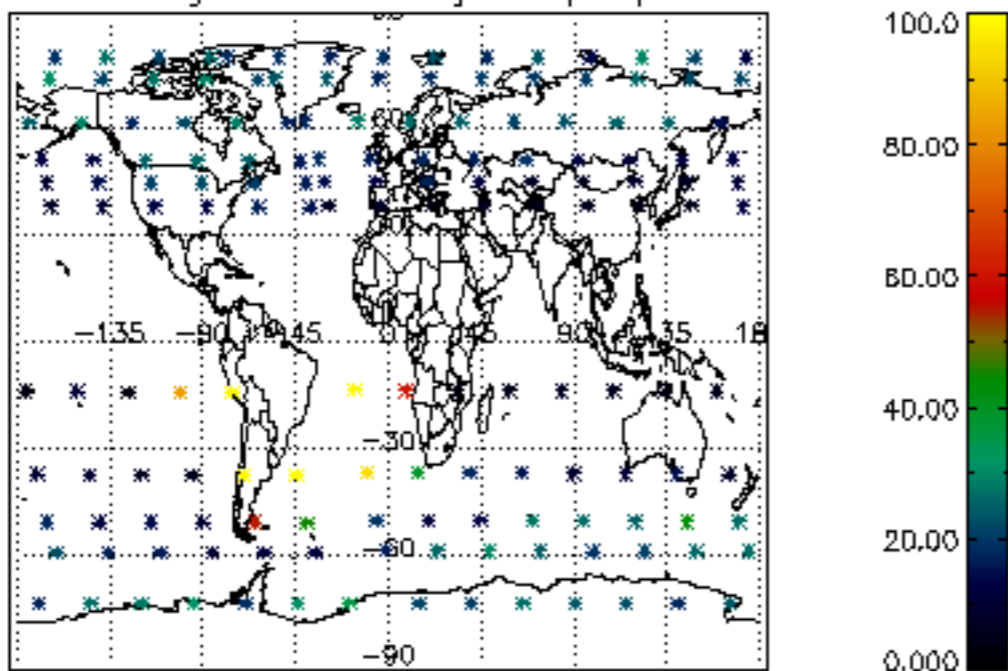
Percentage of flagged data per NO3 profile



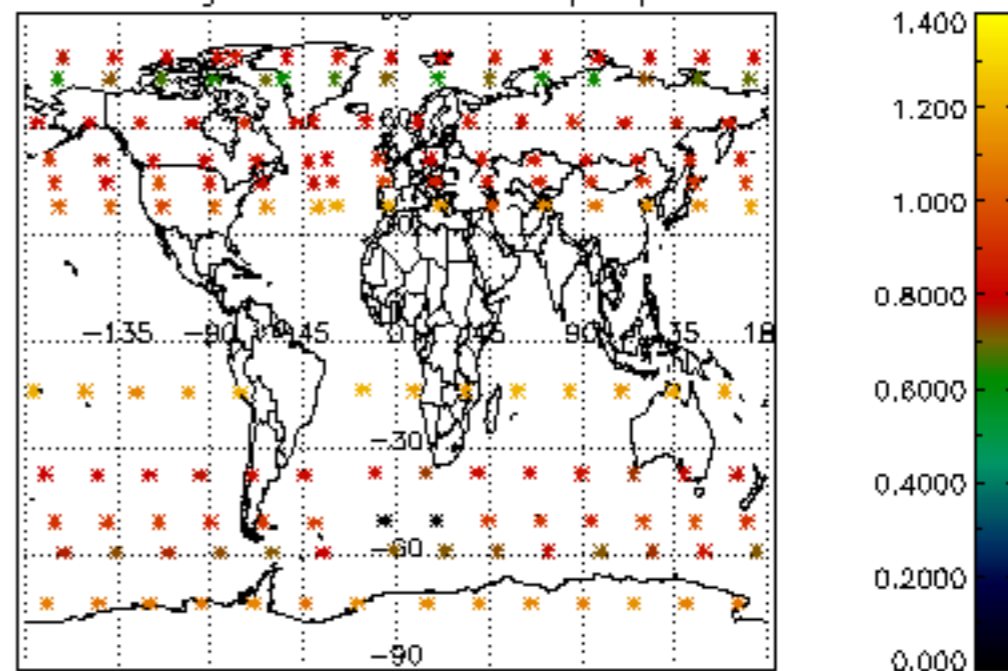




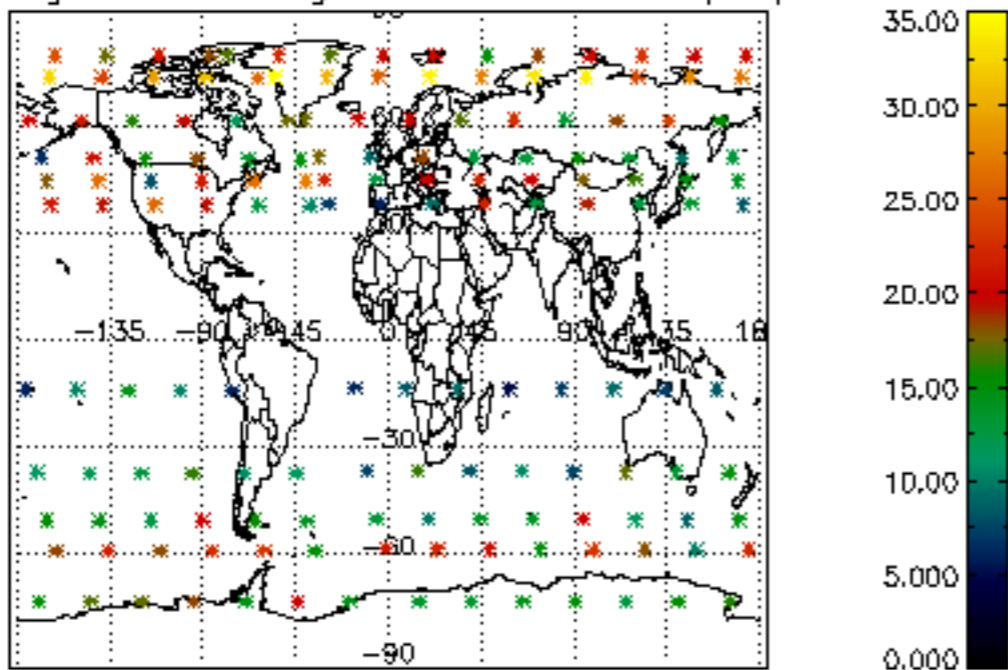
Percentage of cosmic ray hits per profile



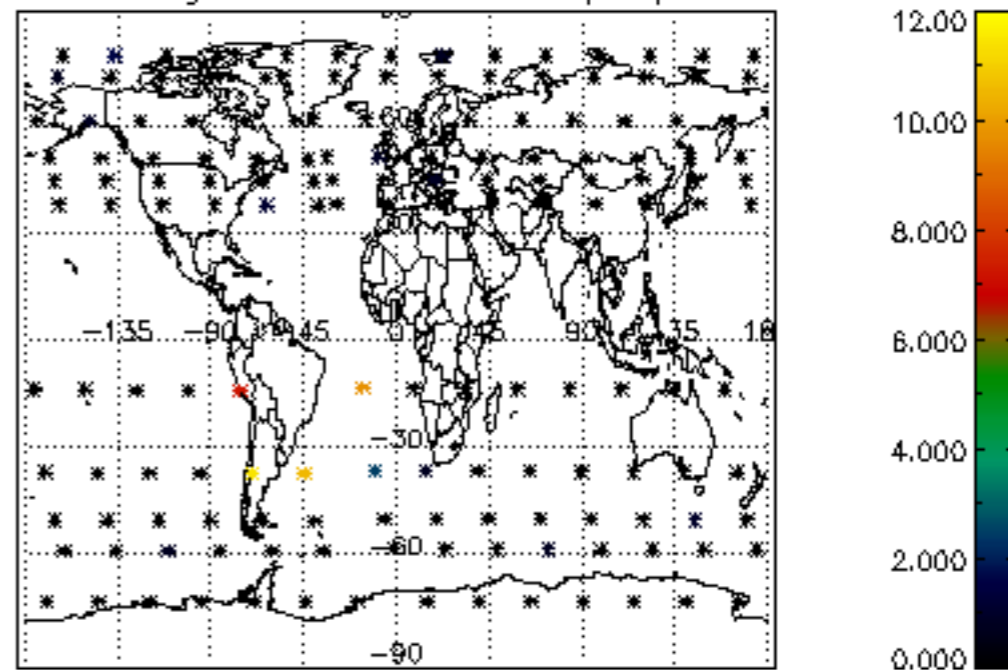
Percentage of datation errors per profile



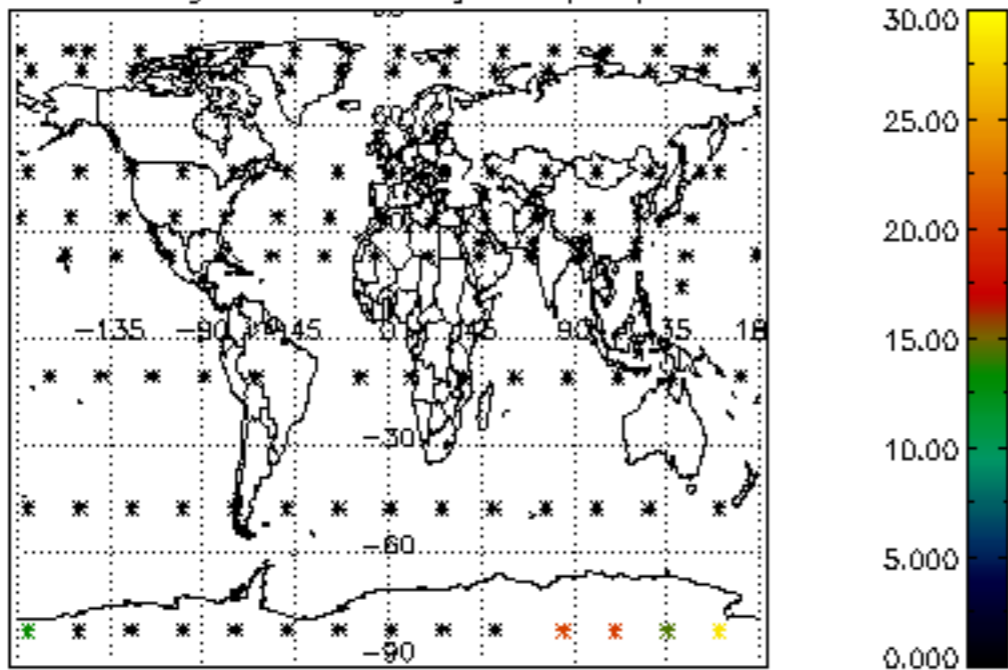
Percentage of star falling outside central band per profile



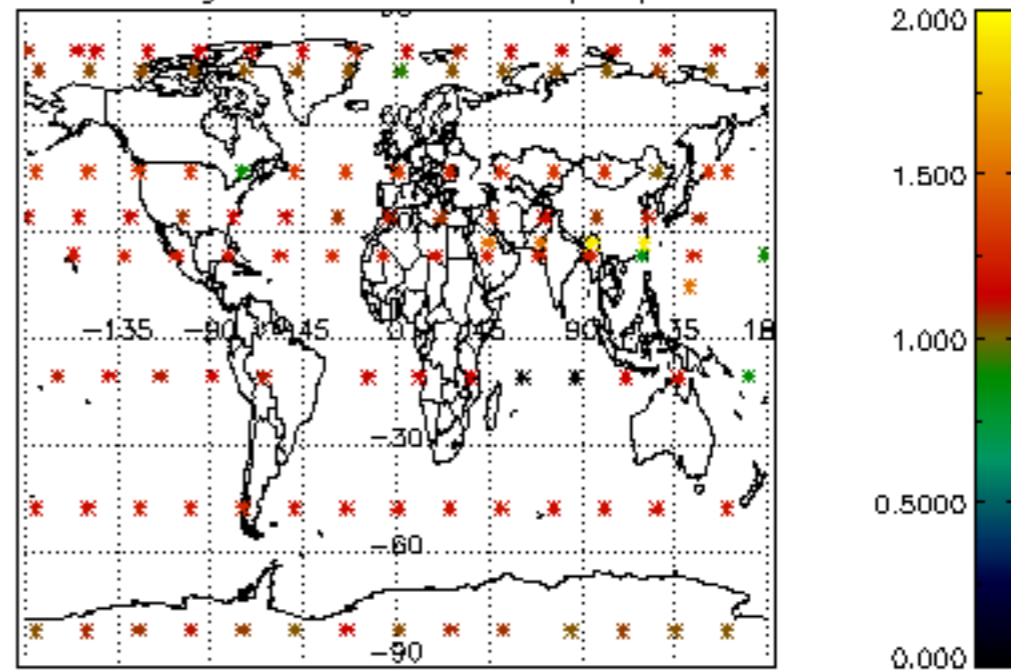
Percentage of saturation errors per profile



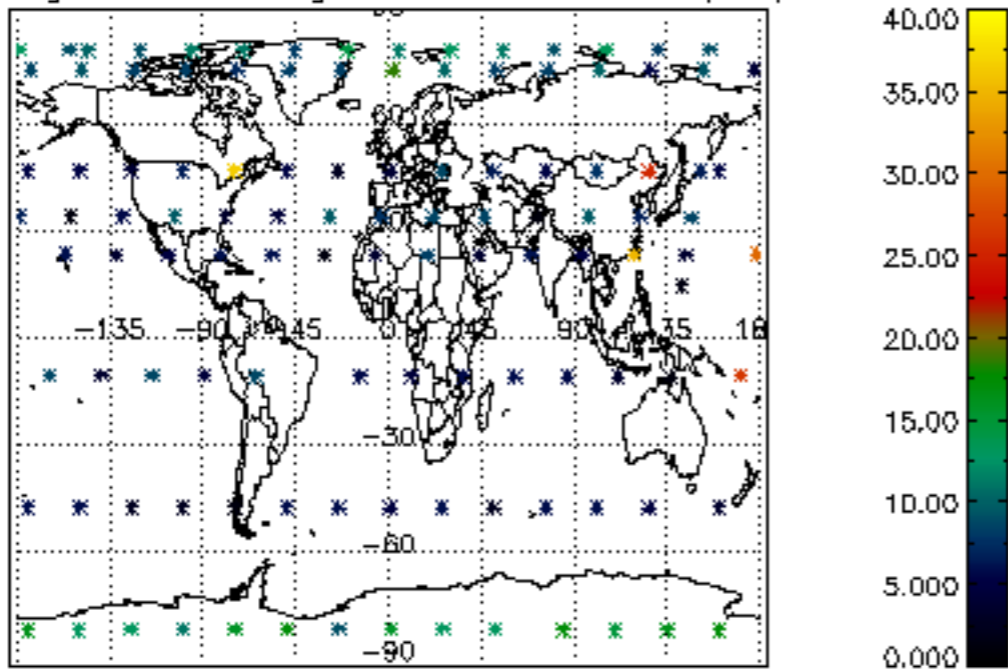
Percentage of cosmic ray hits per profile



Percentage of datation errors per profile



Percentage of star falling outside central band per profile



Percentage of saturation errors per profile

