

GOMOS Level 2 Daily Report

SUMMARY

[1. General Info](#)

[2. Summary of processed GOM_NL_2P products](#)

[3. Level 2 Quality information per product](#)

[3.1 Plot of level 2 quality information per product \(time dependant\)](#)

[3.2 Plot of level 2 quality information per product \(world map\)](#)

[4. Level 1 Quality information per product \(stored on level 2 products\)](#)

[4.1 Plot of level 1 quality information per product \(time dependant\)](#)

[4.1.1 Plot of level 1 quality information per product \(time dependant\): ASCENDING](#)

[4.1.2 Plot of level 1 quality information per product \(time dependant\): DESCENDING](#)

[4.2 Plot of level 1 quality information per product \(world map\)](#)

[4.2.1 Plot of level 1 quality information per product \(world map\): ASCENDING](#)

[4.2.2 Plot of level 1 quality information per product \(world map\): DESCENDING](#)

[5. Ozone profiles based on quality statistics and other trace gas profiles](#)

[5.1 Ozone statistics based on quality of products](#)

[5.2 Plot ozone profiles for all STD \(dark without errors\)](#)

[5.3 Plot ozone profiles where STD < 20% \(dark without errors\)](#)

[5.4. Plot ozone profiles where STD < 10% \(dark without errors\)](#)

[5.5. Plot ozone profiles where STD < 5% \(dark without errors\)](#)

[5.6 Plot NO2 profiles for all STD \(dark without errors\)](#)

[5.7 Plot NO3 profiles for all STD \(dark without errors\)](#)

[5.8 Plot H2O profiles \(only for occultations of stars 1,2,3,4,13,14,16,26,63 dark without errors\) for all STD](#)

[6. Auxiliary Data Files used for the production reported in section 2](#)

This report presents the daily analysis on parameters extracted from GOMOS level 2 data (GOM_NL__2P). It is intended to monitor some important parameters that will impact the quality of these products. A list of level 2 products (and content) that have arrived during the reporting day to the PCF is also given.

Item	Value
Time of report generation	24APR2013 13:01:32
Data source version	GOMOS/6.01
Start time of products	30-04-2011 (30APR2011 00:00:00)
Stop time of products	01-05-2011 (01MAY2011 00:00:00)
Store outputs in DB	Yes
Nb of level 2 prods	275
Nb of prods with errors	0

2. Summary of processed GOM_NL__2P products.

Nr	Filename	UTC Start time	Limb	Duration	Star Id	Star Name	Star Mag	Star Temp	Nb Meas	Orbit	Prod. error
1	GOM_NL__2PRFIN20110430_000347_000000503102_00059_47918_0218.N1	30-APR-2011 00:03:47	Bright	50.000	19	50Alp Cyg	1.2460	10500.	100	47918	No
2	GOM_NL__2PRFIN20110430_000954_000000433102_00059_47918_0219.N1	30-APR-2011 00:09:54	Bright	43.000	164	44Eta Peg	2.9480	5400.0	86	47918	No
3	GOM_NL__2PRFIN20110430_001418_000000423102_00059_47918_0220.N1	30-APR-2011 00:14:18	Twilight	42.000	90	54Alp Peg	2.4870	11000.	84	47918	No
4	GOM_NL__2PRFIN20110430_001830_000000653102_00059_47918_0221.N1	30-APR-2011 00:18:30	Dark	65.000	61	8Eps Peg	2.1000	3900.0	130	47918	No
5	GOM_NL__2PRFIN20110430_002057_000000533102_00059_47918_0222.N1	30-APR-2011 00:20:57	Dark	52.500	162	34Alp Aqr	2.9440	5350.0	105	47918	No
6	GOM_NL__2PRFIN20110430_002435_000000583102_00059_47918_0223.N1	30-APR-2011 00:24:35	Dark	58.000	154	22Bet Aqr	2.8990	5700.0	116	47918	No
7	GOM_NL__2PRFIN20110430_004548_000000433102_00060_47919_0234.N1	30-APR-2011 00:45:48	Straylight	42.500	141	Bet Ara	2.8400	4600.0	85	47919	No
8	GOM_NL__2PRFIN20110430_004736_000000553102_00060_47919_0235.N1	30-APR-2011 00:47:36	Straylight	54.500	40	The Sco	1.8590	7100.0	109	47919	No
9	GOM_NL__2PRFIN20110430_004920_000000613102_00060_47919_0236.N1	30-APR-2011 00:49:20	Straylight	61.000	25	35Lam Sco	1.6200	28000.	122	47919	No
10	GOM_NL__2PRFIN20110430_005229_000000603102_00060_47919_0237.N1	30-APR-2011 00:52:29	Straylight	60.000	75	26Eps Sco	2.2910	4250.0	120	47919	No
11	GOM_NL__2PRFIN20110430_005614_000000713102_00060_47919_0238.N1	30-APR-2011 00:56:14	Twilight	71.000	16	21Alp Sco	1.0200	3000.0	142	47919	No
12	GOM_NL__2PRFIN20110430_005830_000000623102_00060_47919_0239.N1	30-APR-2011 00:58:30	Twilight	61.500	80	7Del Sco	2.3160	30000.	123	47919	No
13	GOM_NL__2PRFIN20110430_010141_000000453102_00060_47919_0240.N1	30-APR-2011 01:01:41	Bright	45.000	122	9Alp2Lib	2.7470	9700.0	90	47919	No
14	GOM_NL__2PRFIN20110430_010359_000000493102_00060_47919_0241.N1	30-APR-2011 01:03:59	Bright	48.500	104	27Bet Lib	2.6140	13100.	97	47919	No
15	GOM_NL__2PRFIN20110430_011224_000000403102_00060_47919_0242.N1	30-APR-2011 01:12:24	Bright	39.500	111	8Eta Boo	2.6800	6000.0	79	47919	No
16	GOM_NL__2PRFIN20110430_011607_000000473102_00060_47919_0243.N1	30-APR-2011 01:16:07	Bright	46.500	83		2.3780	11000.	93	47919	No
17	GOM_NL__2PRFIN20110430_011906_000000413102_00060_47919_0244.N1	30-APR-2011 01:19:06	Bright	41.000	180	27Gam Boo	3.0400	8000.0	82	47919	No
18	GOM_NL__2PRFIN20110430_012119_000000373102_00060_47919_0245.N1	30-APR-2011 01:21:19	Bright	36.500	39	85Eta UMa	1.8540	24000.	73	47919	No
19	GOM_NL__2PRFIN20110430_012839_000000453102_00060_47919_0246.N1	30-APR-2011 01:28:39	Bright	45.000	119	14Eta Dra	2.7270	4700.0	90	47919	No
20	GOM_NL__2PRFIN20110430_013853_000000413102_00060_47919_0247.N1	30-APR-2011 01:38:53	Bright	40.500	89	5Alp Cep	2.4510	8000.0	81	47919	No
21	GOM_NL__2PRFIN20110430_014401_000000503102_00060_47919_0248.N1	30-APR-2011 01:44:01	Bright	50.000	19	50Alp Cyg	1.2460	10500.	100	47919	No
22	GOM_NL__2PRFIN20110430_015008_000000453102_00060_47919_0249.N1	30-APR-2011 01:50:08	Bright	45.000	164	44Eta Peg	2.9480	5400.0	90	47919	No
23	GOM_NL__2PRFIN20110430_015432_000000443102_00060_47919_0250.N1	30-APR-2011 01:54:32	Twilight	43.500	90	54Alp Peg	2.4870	11000.	87	47919	No
24	GOM_NL__2PRFIN20110430_015845_000000643102_00060_47919_0251.N1	30-APR-2011 01:58:45	Dark	63.500	61	8Eps Peg	2.1000	3900.0	127	47919	No
25	GOM_NL__2PRFIN20110430_020111_000000553102_00060_47919_0252.N1	30-APR-2011 02:01:11	Dark	54.500	162	34Alp Aqr	2.9440	5350.0	109	47919	No
26	GOM_NL__2PRFIN20110430_020450_000000613102_00060_47919_0253.N1	30-APR-2011 02:04:50	Dark	61.000	154	22Bet Aqr	2.8990	5700.0	122	47919	No
27	GOM_NL__2PRFIN20110430_022603_000000493102_00061_47920_0247.N1	30-APR-2011 02:26:03	Straylight	49.000	141	Bet Ara	2.8400	4600.0	98	47920	No
28	GOM_NL__2PRFIN20110430_022751_000000633102_00061_47920_0248.N1	30-APR-2011 02:27:51	Straylight	63.000	40	The Sco	1.8590	7100.0	126	47920	No
29	GOM_NL__2PRFIN20110430_022935_000000623102_00061_47920_0249.N1	30-APR-2011 02:29:35	Straylight	62.000	25	35Lam Sco	1.6200	28000.	124	47920	No
30	GOM_NL__2PRFIN20110430_023243_000000593102_00061_47920_0250.N1	30-APR-2011 02:32:43	Straylight	58.500	75	26Eps Sco	2.2910	4250.0	117	47920	No
31	GOM_NL__2PRFIN20110430_023629_000000773102_00061_47920_0251.N1	30-APR-2011 02:36:29	Twilight	77.000	16	21Alp Sco	1.0200	3000.0	154	47920	No
32	GOM_NL__2PRFIN20110430_023844_000000633102_00061_47920_0252.N1	30-APR-2011 02:38:44	Twilight	63.000	80	7Del Sco	2.3160	30000.	126	47920	No
33	GOM_NL__2PRFIN20110430_024156_000000463102_00061_47920_0253.N1	30-APR-2011 02:41:56	Bright	46.000	122	9Alp2Lib	2.7470	9700.0	92	47920	No
34	GOM_NL__2PRFIN20110430_024413_000000493102_00061_47920_0254.N1	30-APR-2011 02:44:13	Bright	49.000	104	27Bet Lib	2.6140	13100.	98	47920	No
35	GOM_NL__2PRFIN20110430_025237_000000403102_00061_47920_0255.N1	30-APR-2011 02:52:37	Bright	40.000	111	8Eta Boo	2.6800	6000.0	80	47920	No
36	GOM_NL__2PRFIN20110430_025620_000000463102_00061_47920_0256.N1	30-APR-2011 02:56:20	Bright	46.000	83		2.3780	11000.	92	47920	No
37	GOM_NL__2PRFIN20110430_025920_000000403102_00061_47920_0257.N1	30-APR-2011 02:59:20	Bright	39.500	180	27Gam Boo	3.0400	8000.0	79	47920	No
38	GOM_NL__2PRFIN20110430_030133_000000393102_00061_47920_0258.N1	30-APR-2011 03:01:33	Bright	38.500	39	85Eta UMa	1.8540	24000.	77	47920	No
39	GOM_NL__2PRFIN20110430_030852_000000433102_00061_47920_0259.N1	30-APR-2011 03:08:52	Bright	42.500	119	14Eta Dra	2.7270	4700.0	85	47920	No
40	GOM_NL__2PRFIN20110430_045920_000000443102_00062_47921_0259.N1	30-APR-2011 04:59:20	Bright	44.000	89	5Alp Cep	2.4510	8000.0	88	47921	No
41	GOM_NL__2PRFIN20110430_050429_000000453102_00062_47921_0260.N1	30-APR-2011 05:04:29	Bright	45.000	19	50Alp Cyg	1.2460	10500.	90	47921	No
42	GOM_NL__2PRFIN20110430_051037_000000453102_00062_47921_0261.N1	30-APR-2011 05:10:37	Bright	45.000	164	44Eta Peg	2.9480	5400.0	90	47921	No

43	GOM_NL__2PRFIN20110430_051501_000000433102_00062_47921_0262.N1	30-APR-2011 05:15:01	Twilight	42.500	90	54Alp Peg	2.4870	11000.	85	47921	No
44	GOM_NL__2PRFIN20110430_051914_000000673102_00062_47921_0263.N1	30-APR-2011 05:19:14	Dark	66.500	61	8Eps Peg	2.1000	3900.0	133	47921	No
45	GOM_NL__2PRFIN20110430_052141_000000533102_00062_47921_0264.N1	30-APR-2011 05:21:41	Dark	52.500	162	34Alp Aqr	2.9440	5350.0	105	47921	No
46	GOM_NL__2PRFIN20110430_052521_000000653102_00062_47921_0265.N1	30-APR-2011 05:25:21	Dark	64.500	154	22Bet Aqr	2.8990	5700.0	129	47921	No
47	GOM_NL__2PRFIN20110430_053200_000000433102_00062_47921_0266.N1	30-APR-2011 05:32:00	Dark	42.500	172	Gam Gru	3.0030	13100.	85	47921	No
48	GOM_NL__2PRFIN20110430_054632_000000453102_00063_47922_0270.N1	30-APR-2011 05:46:32	Straylight	44.500	141	Bet Ara	2.8400	4600.0	89	47922	No
49	GOM_NL__2PRFIN20110430_054821_000000533102_00063_47922_0271.N1	30-APR-2011 05:48:21	Straylight	52.500	40	The Sco	1.8590	7100.0	105	47922	No
50	GOM_NL__2PRFIN20110430_055005_000000593102_00063_47922_0272.N1	30-APR-2011 05:50:05	Straylight	58.500	25	35Lam Sco	1.6200	28000.	117	47922	No
51	GOM_NL__2PRFIN20110430_055313_000000633102_00063_47922_0273.N1	30-APR-2011 05:53:13	Straylight	62.500	75	26Eps Sco	2.2910	4250.0	125	47922	No
52	GOM_NL__2PRFIN20110430_055658_000000813102_00063_47922_0274.N1	30-APR-2011 05:56:58	Tw_i_and_stray	81.000	16	21Alp Sco	1.0200	3000.0	162	47922	No
53	GOM_NL__2PRFIN20110430_055913_000000623102_00063_47922_0275.N1	30-APR-2011 05:59:13	Tw_i_and_stray	61.500	80	7Del Sco	2.3160	30000.	123	47922	No
54	GOM_NL__2PRFIN20110430_060224_000000453102_00063_47922_0276.N1	30-APR-2011 06:02:24	Bright	45.000	122	9Alp2Lib	2.7470	9700.0	90	47922	No
55	GOM_NL__2PRFIN20110430_060441_000000493102_00063_47922_0277.N1	30-APR-2011 06:04:41	Bright	48.500	104	27Bet Lib	2.6140	13100.	97	47922	No
56	GOM_NL__2PRFIN20110430_061305_000000393102_00063_47922_0278.N1	30-APR-2011 06:13:05	Bright	39.000	111	8Eta Boo	2.6800	6000.0	78	47922	No
57	GOM_NL__2PRFIN20110430_061647_000000453102_00063_47922_0279.N1	30-APR-2011 06:16:47	Bright	45.000	83		2.3780	11000.	90	47922	No
58	GOM_NL__2PRFIN20110430_061947_000000413102_00063_47922_0280.N1	30-APR-2011 06:19:47	Bright	41.000	180	27Gam Boo	3.0400	8000.0	82	47922	No
59	GOM_NL__2PRFIN20110430_062201_000000383102_00063_47922_0281.N1	30-APR-2011 06:22:01	Bright	38.000	39	85Eta UMa	1.8540	24000.	76	47922	No
60	GOM_NL__2PRFIN20110430_062919_000000443102_00063_47922_0282.N1	30-APR-2011 06:29:19	Bright	44.000	119	14Eta Dra	2.7270	4700.0	88	47922	No
61	GOM_NL__2PRFIN20110430_063934_000000423102_00063_47922_0283.N1	30-APR-2011 06:39:34	Bright	41.500	89	5Alp Cep	2.4510	8000.0	83	47922	No
62	GOM_NL__2PRFIN20110430_064442_000000413102_00063_47922_0284.N1	30-APR-2011 06:44:42	Bright	41.000	19	50Alp Cyg	1.2460	10500.	82	47922	No
63	GOM_NL__2PRFIN20110430_065051_000000453102_00063_47922_0285.N1	30-APR-2011 06:50:51	Bright	45.000	164	44Eta Peg	2.9480	5400.0	90	47922	No
64	GOM_NL__2PRFIN20110430_065516_000000433102_00063_47922_0286.N1	30-APR-2011 06:55:16	Twilight	42.500	90	54Alp Peg	2.4870	11000.	85	47922	No
65	GOM_NL__2PRFIN20110430_065929_000000633102_00063_47922_0287.N1	30-APR-2011 06:59:29	Dark	62.500	61	8Eps Peg	2.1000	3900.0	125	47922	No
66	GOM_NL__2PRFIN20110430_070156_000000533102_00063_47922_0288.N1	30-APR-2011 07:01:56	Dark	52.500	162	34Alp Aqr	2.9440	5350.0	105	47922	No
67	GOM_NL__2PRFIN20110430_070536_000000633102_00063_47922_0289.N1	30-APR-2011 07:05:36	Dark	63.000	154	22Bet Aqr	2.8990	5700.0	126	47922	No
68	GOM_NL__2PRFIN20110430_071214_000000433102_00063_47922_0290.N1	30-APR-2011 07:12:14	Dark	42.500	172	Gam Gru	3.0030	13100.	85	47922	No
69	GOM_NL__2PRFIN20110430_072647_000000423102_00064_47923_0294.N1	30-APR-2011 07:26:47	Straylight	41.500	141	Bet Ara	2.8400	4600.0	83	47923	No
70	GOM_NL__2PRFIN20110430_072836_000000553102_00064_47923_0295.N1	30-APR-2011 07:28:36	Straylight	55.000	40	The Sco	1.8590	7100.0	110	47923	No
71	GOM_NL__2PRFIN20110430_073020_000000613102_00064_47923_0296.N1	30-APR-2011 07:30:20	Straylight	60.500	25	35Lam Sco	1.6200	28000.	121	47923	No
72	GOM_NL__2PRFIN20110430_073328_000000613102_00064_47923_0297.N1	30-APR-2011 07:33:28	Straylight	60.500	75	26Eps Sco	2.2910	4250.0	121	47923	No
73	GOM_NL__2PRFIN20110430_073712_000000823102_00064_47923_0298.N1	30-APR-2011 07:37:12	Tw_i_and_stray	82.000	16	21Alp Sco	1.0200	3000.0	164	47923	No
74	GOM_NL__2PRFIN20110430_073927_000000643102_00064_47923_0299.N1	30-APR-2011 07:39:27	Tw_i_and_stray	63.500	80	7Del Sco	2.3160	30000.	127	47923	No
75	GOM_NL__2PRFIN20110430_074238_000000453102_00064_47923_0300.N1	30-APR-2011 07:42:38	Bright	44.500	122	9Alp2Lib	2.7470	9700.0	89	47923	No
76	GOM_NL__2PRFIN20110430_074455_000000503102_00064_47923_0301.N1	30-APR-2011 07:44:55	Bright	49.500	104	27Bet Lib	2.6140	13100.	99	47923	No
77	GOM_NL__2PRFIN20110430_075319_000000393102_00064_47923_0302.N1	30-APR-2011 07:53:19	Bright	38.500	111	8Eta Boo	2.6800	6000.0	77	47923	No
78	GOM_NL__2PRFIN20110430_075701_000000493102_00064_47923_0303.N1	30-APR-2011 07:57:01	Bright	49.000	83		2.3780	11000.	98	47923	No
79	GOM_NL__2PRFIN20110430_080000_000000433102_00064_47923_0304.N1	30-APR-2011 08:00:00	Bright	42.500	180	27Gam Boo	3.0400	8000.0	85	47923	No
80	GOM_NL__2PRFIN20110430_080214_000000393102_00064_47923_0305.N1	30-APR-2011 08:02:14	Bright	38.500	39	85Eta UMa	1.8540	24000.	77	47923	No
81	GOM_NL__2PRFIN20110430_080932_000000423102_00064_47923_0306.N1	30-APR-2011 08:09:32	Bright	41.500	119	14Eta Dra	2.7270	4700.0	83	47923	No
82	GOM_NL__2PRFIN20110430_081948_000000473102_00064_47923_0307.N1	30-APR-2011 08:19:48	Bright	46.500	89	5Alp Cep	2.4510	8000.0	93	47923	No
83	GOM_NL__2PRFIN20110430_082456_000000413102_00064_47923_0308.N1	30-APR-2011 08:24:56	Bright	41.000	19	50Alp Cyg	1.2460	10500.	82	47923	No
84	GOM_NL__2PRFIN20110430_083105_000000453102_00064_47923_0309.N1	30-APR-2011 08:31:05	Bright	45.000	164	44Eta Peg	2.9480	5400.0	90	47923	No
85	GOM_NL__2PRFIN20110430_083530_000000453102_00064_47923_0310.N1	30-APR-2011 08:35:30	Twilight	45.000	90	54Alp Peg	2.4870	11000.	90	47923	No
86	GOM_NL__2PRFIN20110430_083944_000000643102_00064_47923_0311.N1	30-APR-2011 08:39:44	Dark	64.000	61	8Eps Peg	2.1000	3900.0	128	47923	No
87	GOM_NL__2PRFIN20110430_084210_000000553102_00064_47923_0312.N1	30-APR-2011 08:42:10	Dark	54.500	162	34Alp Aqr	2.9440	5350.0	109	47923	No
88	GOM_NL__2PRFIN20110430_084552_000000613102_00064_47923_0313.N1	30-APR-2011 08:45:52	Dark	60.500	154	22Bet Aqr	2.8990	5700.0	121	47923	No
89	GOM_NL__2PRFIN20110430_085229_000000413102_00064_47923_0314.N1	30-APR-2011 08:52:29	Dark	41.000	172	Gam Gru	3.0030	13100.	82	47923	No
90	GOM_NL__2PRFIN20110430_090701_000000483102_00065_47924_0342.N1	30-APR-2011 09:07:01	Straylight	47.500	141	Bet Ara	2.8400	4600.0	95	47924	No
91	GOM_NL__2PRFIN20110430_090851_000000563102_00065_47924_0343.N1	30-APR-2011 09:08:51	Straylight	56.000	40	The Sco	1.8590	7100.0	112	47924	No
92	GOM_NL__2PRFIN20110430_091035_000000573102_00065_47924_0344.N1	30-APR-2011 09:10:35	Straylight	57.000	25	35Lam Sco	1.6200	28000.	114	47924	No
93	GOM_NL__2PRFIN20110430_091342_000000623102_00065_47924_0345.N1	30-APR-2011 09:13:42	Straylight	62.000	75	26Eps Sco	2.2910	4250.0	124	47924	No
94	GOM_NL__2PRFIN20110430_091727_000000723102_00065_47924_0346.N1	30-APR-2011 09:17:27	Tw_i_and_stray	71.500	16	21Alp Sco	1.0200	3000.0	143	47924	No
95	GOM_NL__2PRFIN20110430_091942_000000623102_00065_47924_0347.N1	30-APR-2011 09:19:42	Tw_i_and_stray	61.500	80	7Del Sco	2.3160	30000.	123	47924	No
96	GOM_NL__2PRFIN20110430_092252_000000453102_00065_47924_0348.N1	30-APR-2011 09:22:52	Bright	44.500	122	9Alp2Lib	2.7470	9700.0	89	47924	No
97	GOM_NL__2PRFIN20110430_092509_000000483102_00065_47924_0349.N1	30-APR-2011 09:25:09	Bright	48.000	104	27Bet Lib	2.6140	13100.	96	47924	No
98	GOM_NL__2PRFIN20110430_093333_000000393102_00065_47924_0350.N1	30-APR-2011 09:33:33	Bright	39.000	111	8Eta Boo	2.6800	6000.0	78	47924	No
99	GOM_NL__2PRFIN20110430_093714_000000483102_00065_47924_0351.N1	30-APR-2011 09:37:14	Bright	47.500	83		2.3780	11000.	95	47924	No
100	GOM_NL__2PRFIN20110430_094014_000000613102_00065_47924_0352.N1	30-APR-2011 09:40:14	Bright	61.000	180	27Gam Boo	3.0400	8000.0	122	47924	No
101	GOM_NL__2PRFIN20110430_094228_000000563102_00065_47924_0353.N1	30-APR-2011 09:42:28	Bright	56.000	39	85Eta UMa	1.8540	24000.	112	47924	No

102	GOM_NL__2PRFIN20110430_094945_000000463102_00065_47924_0354.N1	30-APR-2011 09:49:45	Bright	45.500	119	14Eta Dra	2.7270	4700.0	91	47924	No
103	GOM_NL__2PRFIN20110430_100001_000000433102_00065_47924_0355.N1	30-APR-2011 10:00:01	Bright	42.500	89	5Alp Cep	2.4510	8000.0	85	47924	No
104	GOM_NL__2PRFIN20110430_100509_000000363102_00065_47924_0356.N1	30-APR-2011 10:05:09	Twi_and_stray	36.000	19	50Alp Cyg	1.2460	10500.	72	47924	No
105	GOM_NL__2PRFIN20110430_101119_000000453102_00065_47924_0357.N1	30-APR-2011 10:11:19	Bright	44.500	164	44Eta Peg	2.9480	5400.0	89	47924	No
106	GOM_NL__2PRFIN20110430_101544_000000443102_00065_47924_0358.N1	30-APR-2011 10:15:44	Twilight	43.500	90	54Alp Peg	2.4870	11000.	87	47924	No
107	GOM_NL__2PRFIN20110430_101959_000000653102_00065_47924_0359.N1	30-APR-2011 10:19:59	Dark	65.000	61	8Eps Peg	2.1000	3900.0	130	47924	No
108	GOM_NL__2PRFIN20110430_102225_000000543102_00065_47924_0360.N1	30-APR-2011 10:22:25	Dark	54.000	162	34Alp Aqr	2.9440	5350.0	108	47924	No
109	GOM_NL__2PRFIN20110430_102607_000000643102_00065_47924_0361.N1	30-APR-2011 10:26:07	Dark	64.000	154	22Bet Aqr	2.8990	5700.0	128	47924	No
110	GOM_NL__2PRFIN20110430_103244_000000433102_00065_47924_0362.N1	30-APR-2011 10:32:44	Dark	43.000	172	Gam Gru	3.0030	13100.	86	47924	No
111	GOM_NL__2PRFIN20110430_104716_000000453102_00066_47925_0376.N1	30-APR-2011 10:47:16	Straylight	45.000	141	Bet Ara	2.8400	4600.0	90	47925	No
112	GOM_NL__2PRFIN20110430_104906_000000533102_00066_47925_0377.N1	30-APR-2011 10:49:06	Straylight	53.000	40	The Sco	1.8590	7100.0	106	47925	No
113	GOM_NL__2PRFIN20110430_105050_000000603102_00066_47925_0378.N1	30-APR-2011 10:50:50	Straylight	60.000	25	35Lam Sco	1.6200	28000.	120	47925	No
114	GOM_NL__2PRFIN20110430_105357_000000593102_00066_47925_0379.N1	30-APR-2011 10:53:57	Straylight	59.000	75	26Eps Sco	2.2910	4250.0	118	47925	No
115	GOM_NL__2PRFIN20110430_105741_000000823102_00066_47925_0380.N1	30-APR-2011 10:57:41	Twi_and_stray	82.000	16	21Alp Sco	1.0200	3000.0	164	47925	No
116	GOM_NL__2PRFIN20110430_105956_000000663102_00066_47925_0381.N1	30-APR-2011 10:59:56	Twi_and_stray	65.500	80	7Del Sco	2.3160	30000.	131	47925	No
117	GOM_NL__2PRFIN20110430_110306_000000453102_00066_47925_0382.N1	30-APR-2011 11:03:06	Bright	44.500	122	9Alp2Lib	2.7470	9700.0	89	47925	No
118	GOM_NL__2PRFIN20110430_110523_000000493102_00066_47925_0383.N1	30-APR-2011 11:05:23	Bright	48.500	104	27Bet Lib	2.6140	13100.	97	47925	No
119	GOM_NL__2PRFIN20110430_111347_000000393102_00066_47925_0384.N1	30-APR-2011 11:13:47	Bright	38.500	111	8Eta Boo	2.6800	6000.0	77	47925	No
120	GOM_NL__2PRFIN20110430_111728_000000443102_00066_47925_0385.N1	30-APR-2011 11:17:28	Bright	44.000	83		2.3780	11000.	88	47925	No
121	GOM_NL__2PRFIN20110430_112027_000000403102_00066_47925_0386.N1	30-APR-2011 11:20:27	Bright	40.000	180	27Gam Boo	3.0400	8000.0	80	47925	No
122	GOM_NL__2PRFIN20110430_112242_000000413102_00066_47925_0387.N1	30-APR-2011 11:22:42	Bright	40.500	39	85Eta UMa	1.8540	24000.	81	47925	No
123	GOM_NL__2PRFIN20110430_112959_000000443102_00066_47925_0388.N1	30-APR-2011 11:29:59	Bright	43.500	119	14Eta Dra	2.7270	4700.0	87	47925	No
124	GOM_NL__2PRFIN20110430_114015_000000433102_00066_47925_0389.N1	30-APR-2011 11:40:15	Bright	43.000	89	5Alp Cep	2.4510	8000.0	86	47925	No
125	GOM_NL__2PRFIN20110430_114523_000000363102_00066_47925_0390.N1	30-APR-2011 11:45:23	Twi_and_stray	36.000	19	50Alp Cyg	1.2460	10500.	72	47925	No
126	GOM_NL__2PRFIN20110430_115133_000000453102_00066_47925_0391.N1	30-APR-2011 11:51:33	Bright	44.500	164	44Eta Peg	2.9480	5400.0	89	47925	No
127	GOM_NL__2PRFIN20110430_115558_000000443102_00066_47925_0392.N1	30-APR-2011 11:55:58	Twilight	44.000	90	54Alp Peg	2.4870	11000.	88	47925	No
128	GOM_NL__2PRFIN20110430_120013_000000633102_00066_47925_0393.N1	30-APR-2011 12:00:13	Dark	63.000	61	8Eps Peg	2.1000	3900.0	126	47925	No
129	GOM_NL__2PRFIN20110430_120240_000000543102_00066_47925_0394.N1	30-APR-2011 12:02:40	Dark	54.000	162	34Alp Aqr	2.9440	5350.0	108	47925	No
130	GOM_NL__2PRFIN20110430_120622_000000613102_00066_47925_0395.N1	30-APR-2011 12:06:22	Dark	60.500	154	22Bet Aqr	2.8990	5700.0	121	47925	No
131	GOM_NL__2PRFIN20110430_121258_000000433102_00066_47925_0396.N1	30-APR-2011 12:12:58	Dark	42.500	172	Gam Gru	3.0030	13100.	85	47925	No
132	GOM_NL__2PRFIN20110430_122730_000000503102_00067_47926_0406.N1	30-APR-2011 12:27:30	Straylight	50.000	141	Bet Ara	2.8400	4600.0	100	47926	No
133	GOM_NL__2PRFIN20110430_122921_000000563102_00067_47926_0407.N1	30-APR-2011 12:29:21	Straylight	56.000	40	The Sco	1.8590	7100.0	112	47926	No
134	GOM_NL__2PRFIN20110430_123105_000000603102_00067_47926_0408.N1	30-APR-2011 12:31:05	Straylight	60.000	25	35Lam Sco	1.6200	28000.	120	47926	No
135	GOM_NL__2PRFIN20110430_123412_000000643102_00067_47926_0409.N1	30-APR-2011 12:34:12	Straylight	63.500	75	26Eps Sco	2.2910	4250.0	127	47926	No
136	GOM_NL__2PRFIN20110430_123756_000000713102_00067_47926_0410.N1	30-APR-2011 12:37:56	Twi_and_stray	71.000	16	21Alp Sco	1.0200	3000.0	142	47926	No
137	GOM_NL__2PRFIN20110430_124010_000000653102_00067_47926_0411.N1	30-APR-2011 12:40:10	Twi_and_stray	65.000	80	7Del Sco	2.3160	30000.	130	47926	No
138	GOM_NL__2PRFIN20110430_124320_000000443102_00067_47926_0412.N1	30-APR-2011 12:43:20	Bright	44.000	122	9Alp2Lib	2.7470	9700.0	88	47926	No
139	GOM_NL__2PRFIN20110430_124537_000000503102_00067_47926_0413.N1	30-APR-2011 12:45:37	Bright	49.500	104	27Bet Lib	2.6140	13100.	99	47926	No
140	GOM_NL__2PRFIN20110430_125401_000000383102_00067_47926_0414.N1	30-APR-2011 12:54:01	Bright	38.000	111	8Eta Boo	2.6800	6000.0	76	47926	No
141	GOM_NL__2PRFIN20110430_125741_000000443102_00067_47926_0415.N1	30-APR-2011 12:57:41	Bright	44.000	83		2.3780	11000.	88	47926	No
142	GOM_NL__2PRFIN20110430_130041_000000423102_00067_47926_0416.N1	30-APR-2011 13:00:41	Bright	41.500	180	27Gam Boo	3.0400	8000.0	83	47926	No
143	GOM_NL__2PRFIN20110430_130256_000000383102_00067_47926_0417.N1	30-APR-2011 13:02:56	Bright	38.000	39	85Eta UMa	1.8540	24000.	76	47926	No
144	GOM_NL__2PRFIN20110430_131012_000000463102_00067_47926_0418.N1	30-APR-2011 13:10:12	Bright	45.500	119	14Eta Dra	2.7270	4700.0	91	47926	No
145	GOM_NL__2PRFIN20110430_132029_000000423102_00067_47926_0419.N1	30-APR-2011 13:20:29	Bright	42.000	89	5Alp Cep	2.4510	8000.0	84	47926	No
146	GOM_NL__2PRFIN20110430_132537_000000313102_00067_47926_0420.N1	30-APR-2011 13:25:37	Twi_and_stray	31.000	19	50Alp Cyg	1.2460	10500.	62	47926	No
147	GOM_NL__2PRFIN20110430_133147_000000443102_00067_47926_0421.N1	30-APR-2011 13:31:47	Bright	43.500	164	44Eta Peg	2.9480	5400.0	87	47926	No
148	GOM_NL__2PRFIN20110430_133613_000000463102_00067_47926_0422.N1	30-APR-2011 13:36:13	Twilight	45.500	90	54Alp Peg	2.4870	11000.	91	47926	No
149	GOM_NL__2PRFIN20110430_134028_000000643102_00067_47926_0423.N1	30-APR-2011 13:40:28	Dark	63.500	61	8Eps Peg	2.1000	3900.0	127	47926	No
150	GOM_NL__2PRFIN20110430_134255_000000523102_00067_47926_0424.N1	30-APR-2011 13:42:55	Dark	51.500	162	34Alp Aqr	2.9440	5350.0	103	47926	No
151	GOM_NL__2PRFIN20110430_134637_000000653102_00067_47926_0425.N1	30-APR-2011 13:46:37	Dark	65.000	154	22Bet Aqr	2.8990	5700.0	130	47926	No
152	GOM_NL__2PRFIN20110430_135313_000000433102_00067_47926_0426.N1	30-APR-2011 13:53:13	Dark	43.000	172	Gam Gru	3.0030	13100.	86	47926	No
153	GOM_NL__2PRFIN20110430_140745_000000433102_00068_47927_0438.N1	30-APR-2011 14:07:45	Straylight	42.500	141	Bet Ara	2.8400	4600.0	85	47927	No
154	GOM_NL__2PRFIN20110430_140935_000000563102_00068_47927_0439.N1	30-APR-2011 14:09:35	Straylight	55.500	40	The Sco	1.8590	7100.0	111	47927	No
155	GOM_NL__2PRFIN20110430_141120_000000623102_00068_47927_0440.N1	30-APR-2011 14:11:20	Straylight	61.500	25	35Lam Sco	1.6200	28000.	123	47927	No
156	GOM_NL__2PRFIN20110430_141426_000000613102_00068_47927_0441.N1	30-APR-2011 14:14:26	Straylight	60.500	75	26Eps Sco	2.2910	4250.0	121	47927	No
157	GOM_NL__2PRFIN20110430_141810_000000793102_00068_47927_0442.N1	30-APR-2011 14:18:10	Twi_and_stray	79.000	16	21Alp Sco	1.0200	3000.0	158	47927	No
158	GOM_NL__2PRFIN20110430_142025_000000613102_00068_47927_0443.N1	30-APR-2011 14:20:25	Twi_and_stray	60.500	80	7Del Sco	2.3160	30000.	121	47927	No
159	GOM_NL__2PRFIN20110430_142334_000000443102_00068_47927_0444.N1	30-APR-2011 14:23:34	Bright	43.500	122	9Alp2Lib	2.7470	9700.0	87	47927	No
160	GOM_NL__2PRFIN20110430_142551_000000493102_00068_47927_0445.N1	30-APR-2011 14:25:51	Bright	48.500	104	27Bet Lib	2.6140	13100.	97	47927	No

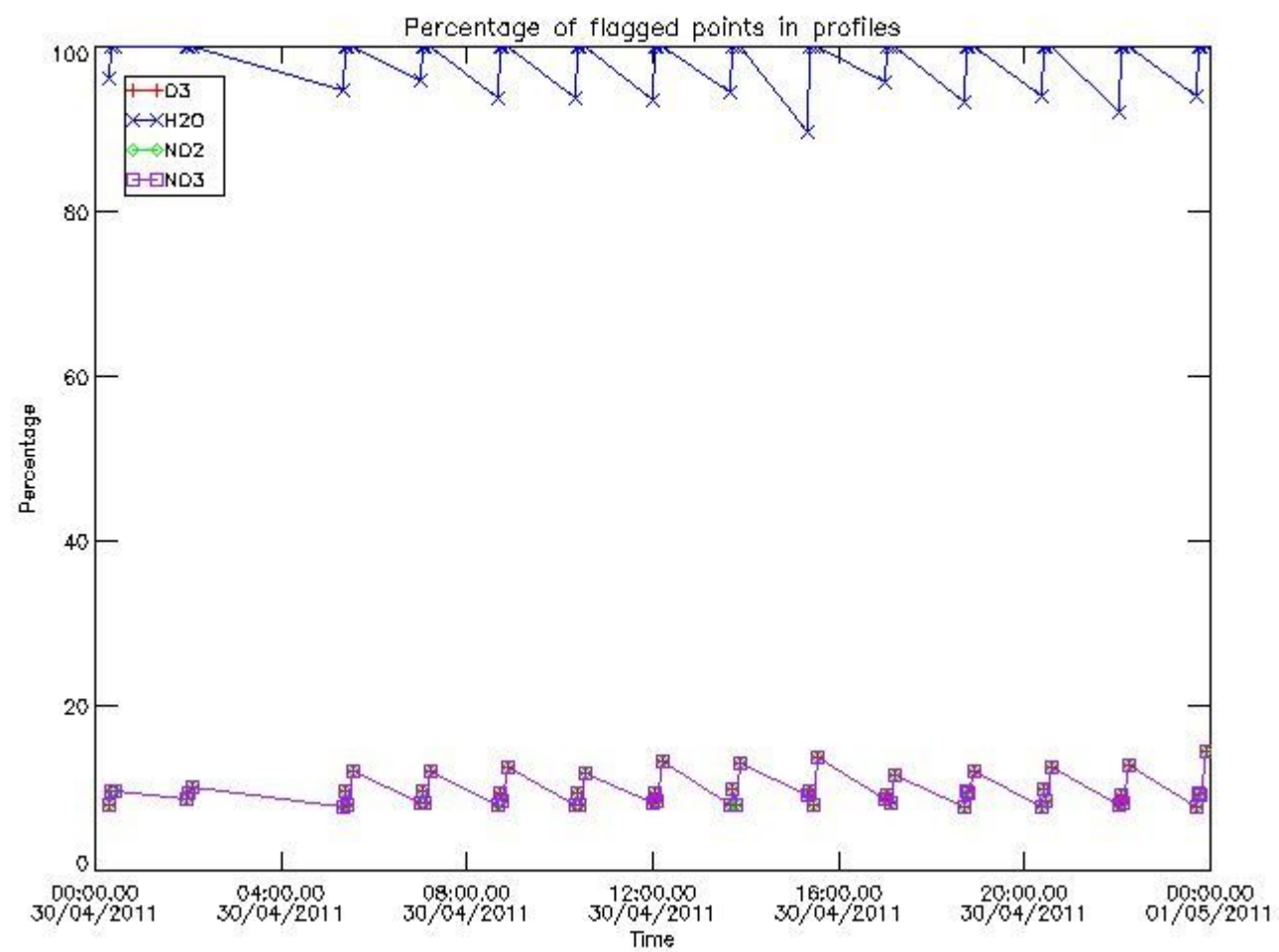
161	GOM_NL__2PRFIN20110430_143415_000000573102_00068_47927_0446.N1	30-APR-2011 14:34:15	Bright	57.000	111	8Eta Boo	2.6800	6000.0	114	47927	No
162	GOM_NL__2PRFIN20110430_143754_000000473102_00068_47927_0447.N1	30-APR-2011 14:37:54	Bright	47.000	83		2.3780	11000.	94	47927	No
163	GOM_NL__2PRFIN20110430_144054_000000443102_00068_47927_0448.N1	30-APR-2011 14:40:54	Bright	44.000	180	27Gam Boo	3.0400	8000.0	88	47927	No
164	GOM_NL__2PRFIN20110430_144309_000000403102_00068_47927_0449.N1	30-APR-2011 14:43:09	Bright	39.500	39	85Eta UMa	1.8540	24000.	79	47927	No
165	GOM_NL__2PRFIN20110430_145026_000000453102_00068_47927_0450.N1	30-APR-2011 14:50:26	Bright	44.500	119	14Eta Dra	2.7270	4700.0	89	47927	No
166	GOM_NL__2PRFIN20110430_150042_000000583102_00068_47927_0451.N1	30-APR-2011 15:00:42	Bright	57.500	89	5Alp Cep	2.4510	8000.0	115	47927	No
167	GOM_NL__2PRFIN20110430_150550_000000313102_00068_47927_0452.N1	30-APR-2011 15:05:50	Twilight	31.000	19	50Alp Cyg	1.2460	10500.	62	47927	No
168	GOM_NL__2PRFIN20110430_151201_000000463102_00068_47927_0453.N1	30-APR-2011 15:12:01	Bright	45.500	164	44Eta Peg	2.9480	5400.0	91	47927	No
169	GOM_NL__2PRFIN20110430_151627_000000453102_00068_47927_0454.N1	30-APR-2011 15:16:27	Twilight	45.000	90	54Alp Peg	2.4870	11000.	90	47927	No
170	GOM_NL__2PRFIN20110430_152043_000000733102_00068_47927_0455.N1	30-APR-2011 15:20:43	Dark	73.000	61	8Eps Peg	2.1000	3900.0	146	47927	No
171	GOM_NL__2PRFIN20110430_152309_000000533102_00068_47927_0456.N1	30-APR-2011 15:23:09	Dark	53.000	162	34Alp Aqr	2.9440	5350.0	106	47927	No
172	GOM_NL__2PRFIN20110430_152652_000000643102_00068_47927_0457.N1	30-APR-2011 15:26:52	Dark	64.000	154	22Bet Aqr	2.8990	5700.0	128	47927	No
173	GOM_NL__2PRFIN20110430_153328_000000413102_00068_47927_0458.N1	30-APR-2011 15:33:28	Dark	41.000	172	Gam Gru	3.0030	13100.	82	47927	No
174	GOM_NL__2PRFIN20110430_154759_000000453102_00069_47928_0487.N1	30-APR-2011 15:47:59	Straylight	44.500	141	Bet Ara	2.8400	4600.0	89	47928	No
175	GOM_NL__2PRFIN20110430_154950_000000573102_00069_47928_0488.N1	30-APR-2011 15:49:50	Straylight	57.000	40	The Sco	1.8590	7100.0	114	47928	No
176	GOM_NL__2PRFIN20110430_155135_000000553102_00069_47928_0489.N1	30-APR-2011 15:51:35	Straylight	54.500	25	35Lam Sco	1.6200	28000.	109	47928	No
177	GOM_NL__2PRFIN20110430_155441_000000683102_00069_47928_0490.N1	30-APR-2011 15:54:41	Straylight	68.000	75	26Eps Sco	2.2910	4250.0	136	47928	No
178	GOM_NL__2PRFIN20110430_155824_000000713102_00069_47928_0491.N1	30-APR-2011 15:58:24	Twilight	71.000	16	21Alp Sco	1.0200	3000.0	142	47928	No
179	GOM_NL__2PRFIN20110430_160039_000000623102_00069_47928_0492.N1	30-APR-2011 16:00:39	Twilight	61.500	80	7Del Sco	2.3160	30000.	123	47928	No
180	GOM_NL__2PRFIN20110430_160349_000000443102_00069_47928_0493.N1	30-APR-2011 16:03:49	Bright	43.500	122	9Alp2Lib	2.7470	9700.0	87	47928	No
181	GOM_NL__2PRFIN20110430_160604_000000493102_00069_47928_0494.N1	30-APR-2011 16:06:04	Bright	48.500	104	27Bet Lib	2.6140	13100.	97	47928	No
182	GOM_NL__2PRFIN20110430_161428_000000393102_00069_47928_0495.N1	30-APR-2011 16:14:28	Bright	38.500	111	8Eta Boo	2.6800	6000.0	77	47928	No
183	GOM_NL__2PRFIN20110430_161808_000000473102_00069_47928_0496.N1	30-APR-2011 16:18:08	Bright	46.500	83		2.3780	11000.	93	47928	No
184	GOM_NL__2PRFIN20110430_162108_000000543102_00069_47928_0497.N1	30-APR-2011 16:21:08	Bright	53.500	180	27Gam Boo	3.0400	8000.0	107	47928	No
185	GOM_NL__2PRFIN20110430_162323_000000383102_00069_47928_0498.N1	30-APR-2011 16:23:23	Bright	38.000	39	85Eta UMa	1.8540	24000.	76	47928	No
186	GOM_NL__2PRFIN20110430_163039_000000453102_00069_47928_0499.N1	30-APR-2011 16:30:39	Bright	45.000	119	14Eta Dra	2.7270	4700.0	90	47928	No
187	GOM_NL__2PRFIN20110430_164056_000000433102_00069_47928_0500.N1	30-APR-2011 16:40:56	Bright	43.000	89	5Alp Cep	2.4510	8000.0	86	47928	No
188	GOM_NL__2PRFIN20110430_164604_000000263102_00069_47928_0501.N1	30-APR-2011 16:46:04	Twilight	26.000	19	50Alp Cyg	1.2460	10500.	52	47928	No
189	GOM_NL__2PRFIN20110430_165215_000000473102_00069_47928_0502.N1	30-APR-2011 16:52:15	Bright	46.500	164	44Eta Peg	2.9480	5400.0	93	47928	No
190	GOM_NL__2PRFIN20110430_165641_000000453102_00069_47928_0503.N1	30-APR-2011 16:56:41	Twilight	44.500	90	54Alp Peg	2.4870	11000.	89	47928	No
191	GOM_NL__2PRFIN20110430_170058_000000713102_00069_47928_0504.N1	30-APR-2011 17:00:58	Dark	70.500	61	8Eps Peg	2.1000	3900.0	141	47928	No
192	GOM_NL__2PRFIN20110430_170324_000000563102_00069_47928_0505.N1	30-APR-2011 17:03:24	Dark	56.000	162	34Alp Aqr	2.9440	5350.0	112	47928	No
193	GOM_NL__2PRFIN20110430_170707_000000623102_00069_47928_0506.N1	30-APR-2011 17:07:07	Dark	61.500	154	22Bet Aqr	2.8990	5700.0	123	47928	No
194	GOM_NL__2PRFIN20110430_171342_000000443102_00069_47928_0507.N1	30-APR-2011 17:13:42	Dark	44.000	172	Gam Gru	3.0030	13100.	88	47928	No
195	GOM_NL__2PRFIN20110430_172814_000000443102_00070_47929_0522.N1	30-APR-2011 17:28:14	Straylight	44.000	141	Bet Ara	2.8400	4600.0	88	47929	No
196	GOM_NL__2PRFIN20110430_173005_000000603102_00070_47929_0523.N1	30-APR-2011 17:30:05	Straylight	59.500	40	The Sco	1.8590	7100.0	119	47929	No
197	GOM_NL__2PRFIN20110430_173150_000000613102_00070_47929_0524.N1	30-APR-2011 17:31:50	Straylight	60.500	25	35Lam Sco	1.6200	28000.	121	47929	No
198	GOM_NL__2PRFIN20110430_173456_000000643102_00070_47929_0525.N1	30-APR-2011 17:34:56	Straylight	64.000	75	26Eps Sco	2.2910	4250.0	128	47929	No
199	GOM_NL__2PRFIN20110430_173839_000000703102_00070_47929_0526.N1	30-APR-2011 17:38:39	Twilight	70.000	16	21Alp Sco	1.0200	3000.0	140	47929	No
200	GOM_NL__2PRFIN20110430_174053_000000653102_00070_47929_0527.N1	30-APR-2011 17:40:53	Twilight	65.000	80	7Del Sco	2.3160	30000.	130	47929	No
201	GOM_NL__2PRFIN20110430_174402_000000453102_00070_47929_0528.N1	30-APR-2011 17:44:02	Bright	44.500	122	9Alp2Lib	2.7470	9700.0	89	47929	No
202	GOM_NL__2PRFIN20110430_174618_000000493102_00070_47929_0529.N1	30-APR-2011 17:46:18	Bright	48.500	104	27Bet Lib	2.6140	13100.	97	47929	No
203	GOM_NL__2PRFIN20110430_175442_000000393102_00070_47929_0530.N1	30-APR-2011 17:54:42	Bright	38.500	111	8Eta Boo	2.6800	6000.0	77	47929	No
204	GOM_NL__2PRFIN20110430_175821_000000463102_00070_47929_0531.N1	30-APR-2011 17:58:21	Bright	45.500	83		2.3780	11000.	91	47929	No
205	GOM_NL__2PRFIN20110430_180122_000000413102_00070_47929_0532.N1	30-APR-2011 18:01:22	Bright	41.000	180	27Gam Boo	3.0400	8000.0	82	47929	No
206	GOM_NL__2PRFIN20110430_180337_000000403102_00070_47929_0533.N1	30-APR-2011 18:03:37	Bright	39.500	39	85Eta UMa	1.8540	24000.	79	47929	No
207	GOM_NL__2PRFIN20110430_181052_000000433102_00070_47929_0534.N1	30-APR-2011 18:10:52	Bright	43.000	119	14Eta Dra	2.7270	4700.0	86	47929	No
208	GOM_NL__2PRFIN20110430_182110_000000403102_00070_47929_0535.N1	30-APR-2011 18:21:10	Bright	39.500	89	5Alp Cep	2.4510	8000.0	79	47929	No
209	GOM_NL__2PRFIN20110430_182618_000000263102_00070_47929_0536.N1	30-APR-2011 18:26:18	Twilight	26.000	19	50Alp Cyg	1.2460	10500.	52	47929	No
210	GOM_NL__2PRFIN20110430_183230_000000463102_00070_47929_0537.N1	30-APR-2011 18:32:30	Bright	45.500	164	44Eta Peg	2.9480	5400.0	91	47929	No
211	GOM_NL__2PRFIN20110430_183655_000000433102_00070_47929_0538.N1	30-APR-2011 18:36:55	Twilight	43.000	90	54Alp Peg	2.4870	11000.	86	47929	No
212	GOM_NL__2PRFIN20110430_184113_000000673102_00070_47929_0539.N1	30-APR-2011 18:41:13	Dark	67.000	61	8Eps Peg	2.1000	3900.0	134	47929	No
213	GOM_NL__2PRFIN20110430_184339_000000533102_00070_47929_0540.N1	30-APR-2011 18:43:39	Dark	53.000	162	34Alp Aqr	2.9440	5350.0	106	47929	No
214	GOM_NL__2PRFIN20110430_184723_000000603102_00070_47929_0541.N1	30-APR-2011 18:47:23	Dark	60.000	154	22Bet Aqr	2.8990	5700.0	120	47929	No
215	GOM_NL__2PRFIN20110430_185357_000000433102_00070_47929_0542.N1	30-APR-2011 18:53:57	Dark	42.500	172	Gam Gru	3.0030	13100.	85	47929	No
216	GOM_NL__2PRFIN20110430_190829_000000423102_00071_47930_0572.N1	30-APR-2011 19:08:29	Straylight	41.500	141	Bet Ara	2.8400	4600.0	83	47930	No
217	GOM_NL__2PRFIN20110430_191020_000000583102_00071_47930_0573.N1	30-APR-2011 19:10:20	Straylight	58.000	40	The Sco	1.8590	7100.0	116	47930	No
218	GOM_NL__2PRFIN20110430_191205_000000643102_00071_47930_0574.N1	30-APR-2011 19:12:05	Straylight	64.000	25	35Lam Sco	1.6200	28000.	128	47930	No
219	GOM_NL__2PRFIN20110430_191511_000000633102_00071_47930_0575.N1	30-APR-2011 19:15:11	Straylight	62.500	75	26Eps Sco	2.2910	4250.0	125	47930	No

220	GOM_NL__2PRFIN20110430_191854_000000813102_00071_47930_0576.N1	30-APR-2011 19:18:54	Twilight	81.000	16	21Alp Sco	1.0200	3000.0	162	47930	No
221	GOM_NL__2PRFIN20110430_192108_000000623102_00071_47930_0577.N1	30-APR-2011 19:21:08	Twilight	62.000	80	7Del Sco	2.3160	30000.	124	47930	No
222	GOM_NL__2PRFIN20110430_192417_000000433102_00071_47930_0578.N1	30-APR-2011 19:24:17	Bright	43.000	122	9Alp2Lib	2.7470	9700.0	86	47930	No
223	GOM_NL__2PRFIN20110430_192632_000000493102_00071_47930_0579.N1	30-APR-2011 19:26:32	Bright	49.000	104	27Bet Lib	2.6140	13100.	98	47930	No
224	GOM_NL__2PRFIN20110430_193456_000000573102_00071_47930_0580.N1	30-APR-2011 19:34:56	Bright	57.000	111	8Eta Boo	2.6800	6000.0	114	47930	No
225	GOM_NL__2PRFIN20110430_193835_000000483102_00071_47930_0581.N1	30-APR-2011 19:38:35	Bright	47.500	83		2.3780	11000.	95	47930	No
226	GOM_NL__2PRFIN20110430_194135_000000613102_00071_47930_0582.N1	30-APR-2011 19:41:35	Bright	60.500	180	27Gam Boo	3.0400	8000.0	121	47930	No
227	GOM_NL__2PRFIN20110430_194351_000000393102_00071_47930_0583.N1	30-APR-2011 19:43:51	Bright	38.500	39	85Eta UMa	1.8540	24000.	77	47930	No
228	GOM_NL__2PRFIN20110430_195106_000000433102_00071_47930_0584.N1	30-APR-2011 19:51:06	Bright	43.000	119	14Eta Dra	2.7270	4700.0	86	47930	No
229	GOM_NL__2PRFIN20110430_200124_000000433102_00071_47930_0585.N1	30-APR-2011 20:01:24	Bright	42.500	89	5Alp Cep	2.4510	8000.0	85	47930	No
230	GOM_NL__2PRFIN20110430_201244_000000463102_00071_47930_0586.N1	30-APR-2011 20:12:44	Bright	46.000	164	44Eta Peg	2.9480	5400.0	92	47930	No
231	GOM_NL__2PRFIN20110430_201710_000000463102_00071_47930_0587.N1	30-APR-2011 20:17:10	Twilight	45.500	90	54Alp Peg	2.4870	11000.	91	47930	No
232	GOM_NL__2PRFIN20110430_202128_000000663102_00071_47930_0588.N1	30-APR-2011 20:21:28	Dark	66.000	61	8Eps Peg	2.1000	3900.0	132	47930	No
233	GOM_NL__2PRFIN20110430_202354_000000523102_00071_47930_0589.N1	30-APR-2011 20:23:54	Dark	52.000	162	34Alp Aqr	2.9440	5350.0	104	47930	No
234	GOM_NL__2PRFIN20110430_202738_000000613102_00071_47930_0590.N1	30-APR-2011 20:27:38	Dark	60.500	154	22Bet Aqr	2.8990	5700.0	121	47930	No
235	GOM_NL__2PRFIN20110430_203412_000000413102_00071_47930_0591.N1	30-APR-2011 20:34:12	Dark	41.000	172	Gam Gru	3.0030	13100.	82	47930	No
236	GOM_NL__2PRFIN20110430_204843_000000433102_00072_47931_0601.N1	30-APR-2011 20:48:43	Straylight	42.500	141	Bet Ara	2.8400	4600.0	85	47931	No
237	GOM_NL__2PRFIN20110430_205035_000000583102_00072_47931_0602.N1	30-APR-2011 20:50:35	Straylight	57.500	40	The Sco	1.8590	7100.0	115	47931	No
238	GOM_NL__2PRFIN20110430_205220_000000573102_00072_47931_0603.N1	30-APR-2011 20:52:20	Straylight	56.500	25	35Lam Sco	1.6200	28000.	113	47931	No
239	GOM_NL__2PRFIN20110430_205525_000000613102_00072_47931_0604.N1	30-APR-2011 20:55:25	Straylight	60.500	75	26Eps Sco	2.2910	4250.0	121	47931	No
240	GOM_NL__2PRFIN20110430_205908_000000733102_00072_47931_0605.N1	30-APR-2011 20:59:08	Twilight	73.000	16	21Alp Sco	1.0200	3000.0	146	47931	No
241	GOM_NL__2PRFIN20110430_210122_000000643102_00072_47931_0606.N1	30-APR-2011 21:01:22	Twilight	64.000	80	7Del Sco	2.3160	30000.	128	47931	No
242	GOM_NL__2PRFIN20110430_210431_000000443102_00072_47931_0607.N1	30-APR-2011 21:04:31	Bright	44.000	122	9Alp2Lib	2.7470	9700.0	88	47931	No
243	GOM_NL__2PRFIN20110430_210647_000000483102_00072_47931_0608.N1	30-APR-2011 21:06:47	Bright	48.000	104	27Bet Lib	2.6140	13100.	96	47931	No
244	GOM_NL__2PRFIN20110430_211510_000000573102_00072_47931_0609.N1	30-APR-2011 21:15:10	Bright	57.000	111	8Eta Boo	2.6800	6000.0	114	47931	No
245	GOM_NL__2PRFIN20110430_211848_000000433102_00072_47931_0610.N1	30-APR-2011 21:18:48	Bright	42.500	83		2.3780	11000.	85	47931	No
246	GOM_NL__2PRFIN20110430_212149_000000403102_00072_47931_0611.N1	30-APR-2011 21:21:49	Bright	40.000	180	27Gam Boo	3.0400	8000.0	80	47931	No
247	GOM_NL__2PRFIN20110430_212405_000000363102_00072_47931_0612.N1	30-APR-2011 21:24:05	Bright	36.000	39	85Eta UMa	1.8540	24000.	72	47931	No
248	GOM_NL__2PRFIN20110430_213119_000000463102_00072_47931_0613.N1	30-APR-2011 21:31:19	Bright	46.000	119	14Eta Dra	2.7270	4700.0	92	47931	No
249	GOM_NL__2PRFIN20110430_214137_000000423102_00072_47931_0614.N1	30-APR-2011 21:41:37	Bright	41.500	89	5Alp Cep	2.4510	8000.0	83	47931	No
250	GOM_NL__2PRFIN20110430_215258_000000473102_00072_47931_0615.N1	30-APR-2011 21:52:58	Bright	47.000	164	44Eta Peg	2.9480	5400.0	94	47931	No
251	GOM_NL__2PRFIN20110430_215724_000000433102_00072_47931_0616.N1	30-APR-2011 21:57:24	Twilight	43.000	90	54Alp Peg	2.4870	11000.	86	47931	No
252	GOM_NL__2PRFIN20110430_220143_000000643102_00072_47931_0617.N1	30-APR-2011 22:01:43	Dark	64.000	61	8Eps Peg	2.1000	3900.0	128	47931	No
253	GOM_NL__2PRFIN20110430_220409_000000553102_00072_47931_0618.N1	30-APR-2011 22:04:09	Dark	54.500	162	34Alp Aqr	2.9440	5350.0	109	47931	No
254	GOM_NL__2PRFIN20110430_220753_000000633102_00072_47931_0619.N1	30-APR-2011 22:07:53	Dark	62.500	154	22Bet Aqr	2.8990	5700.0	125	47931	No
255	GOM_NL__2PRFIN20110430_221427_000000403102_00072_47931_0620.N1	30-APR-2011 22:14:27	Dark	40.000	172	Gam Gru	3.0030	13100.	80	47931	No
256	GOM_NL__2PRFIN20110430_222858_000000433102_00073_47932_0743.N1	30-APR-2011 22:28:58	Straylight	42.500	141	Bet Ara	2.8400	4600.0	85	47932	No
257	GOM_NL__2PRFIN20110430_223050_000000573102_00073_47932_0744.N1	30-APR-2011 22:30:50	Straylight	56.500	40	The Sco	1.8590	7100.0	113	47932	No
258	GOM_NL__2PRFIN20110430_223235_000000603102_00073_47932_0745.N1	30-APR-2011 22:32:35	Straylight	59.500	25	35Lam Sco	1.6200	28000.	119	47932	No
259	GOM_NL__2PRFIN20110430_223540_000000613102_00073_47932_0746.N1	30-APR-2011 22:35:40	Straylight	61.000	75	26Eps Sco	2.2910	4250.0	122	47932	No
260	GOM_NL__2PRFIN20110430_223923_000000813102_00073_47932_0747.N1	30-APR-2011 22:39:23	Twilight	80.500	16	21Alp Sco	1.0200	3000.0	161	47932	No
261	GOM_NL__2PRFIN20110430_224136_000000633102_00073_47932_0748.N1	30-APR-2011 22:41:36	Twilight	62.500	80	7Del Sco	2.3160	30000.	125	47932	No
262	GOM_NL__2PRFIN20110430_224445_000000443102_00073_47932_0749.N1	30-APR-2011 22:44:45	Bright	44.000	122	9Alp2Lib	2.7470	9700.0	88	47932	No
263	GOM_NL__2PRFIN20110430_224700_000000483102_00073_47932_0750.N1	30-APR-2011 22:47:00	Bright	48.000	104	27Bet Lib	2.6140	13100.	96	47932	No
264	GOM_NL__2PRFIN20110430_225524_000000573102_00073_47932_0751.N1	30-APR-2011 22:55:24	Bright	57.000	111	8Eta Boo	2.6800	6000.0	114	47932	No
265	GOM_NL__2PRFIN20110430_225902_000000473102_00073_47932_0752.N1	30-APR-2011 22:59:02	Bright	46.500	83		2.3780	11000.	93	47932	No
266	GOM_NL__2PRFIN20110430_230202_000000433102_00073_47932_0753.N1	30-APR-2011 23:02:02	Bright	42.500	180	27Gam Boo	3.0400	8000.0	85	47932	No
267	GOM_NL__2PRFIN20110430_230418_000000393102_00073_47932_0754.N1	30-APR-2011 23:04:18	Bright	38.500	39	85Eta UMa	1.8540	24000.	77	47932	No
268	GOM_NL__2PRFIN20110430_231132_000000423102_00073_47932_0755.N1	30-APR-2011 23:11:32	Bright	41.500	119	14Eta Dra	2.7270	4700.0	83	47932	No
269	GOM_NL__2PRFIN20110430_232151_000000513102_00073_47932_0756.N1	30-APR-2011 23:21:51	Bright	50.500	89	5Alp Cep	2.4510	8000.0	101	47932	No
270	GOM_NL__2PRFIN20110430_233312_000000453102_00073_47932_0757.N1	30-APR-2011 23:33:12	Bright	45.000	164	44Eta Peg	2.9480	5400.0	90	47932	No
271	GOM_NL__2PRFIN20110430_233738_000000463102_00073_47932_0758.N1	30-APR-2011 23:37:38	Twilight	46.000	90	54Alp Peg	2.4870	11000.	92	47932	No
272	GOM_NL__2PRFIN20110430_234157_000000663102_00073_47932_0759.N1	30-APR-2011 23:41:57	Dark	66.000	61	8Eps Peg	2.1000	3900.0	132	47932	No
273	GOM_NL__2PRFIN20110430_234424_000000543102_00073_47932_0760.N1	30-APR-2011 23:44:24	Dark	54.000	162	34Alp Aqr	2.9440	5350.0	108	47932	No
274	GOM_NL__2PRFIN20110430_234808_000000613102_00073_47932_0761.N1	30-APR-2011 23:48:08	Dark	60.500	154	22Bet Aqr	2.8990	5700.0	121	47932	No
275	GOM_NL__2PRFIN20110430_235441_000000433102_00073_47932_0762.N1	30-APR-2011 23:54:41	Dark	42.500	172	Gam Gru	3.0030	13100.	85	47932	No

3. Quality information per product

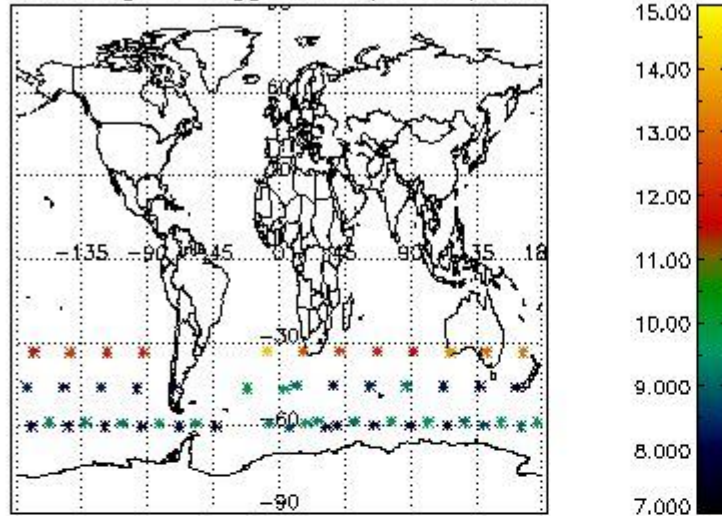
In this section it is plotted some information contained in the Quality Summary data set of the level 2 products. Only products in dark limb conditions and without errors (error flag in the MPH set to "0") are used.

3.1 Plot quality information per product (time dependant)

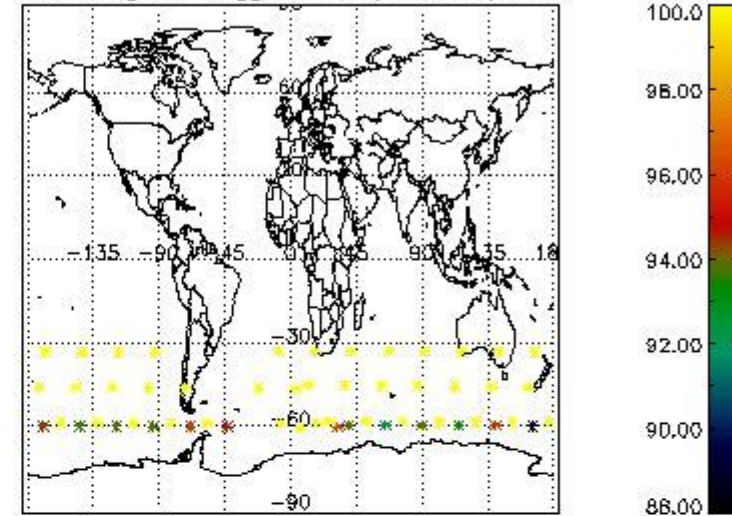


3.2 Plot quality information per product (world map)

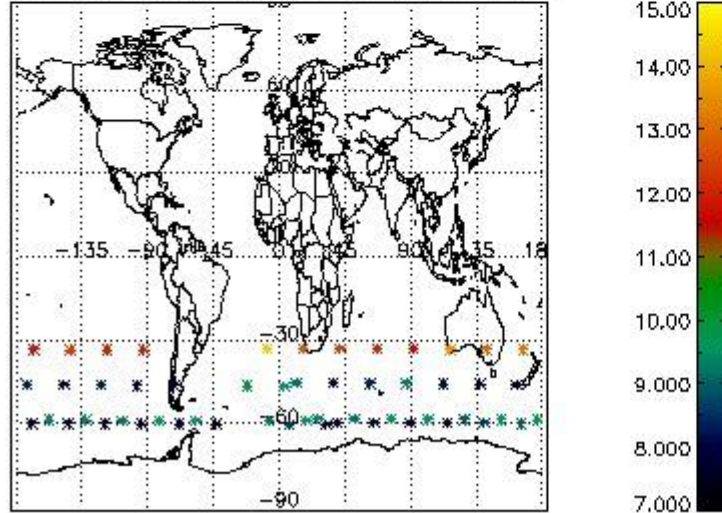
Percentage of flagged data per O3 profile



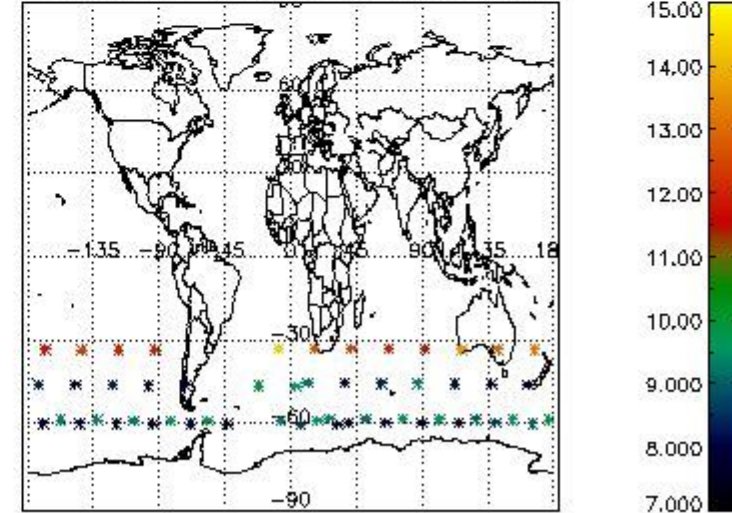
Percentage of flagged data per H2O profile



Percentage of flagged data per NO2 profile



Percentage of flagged data per NO3 profile

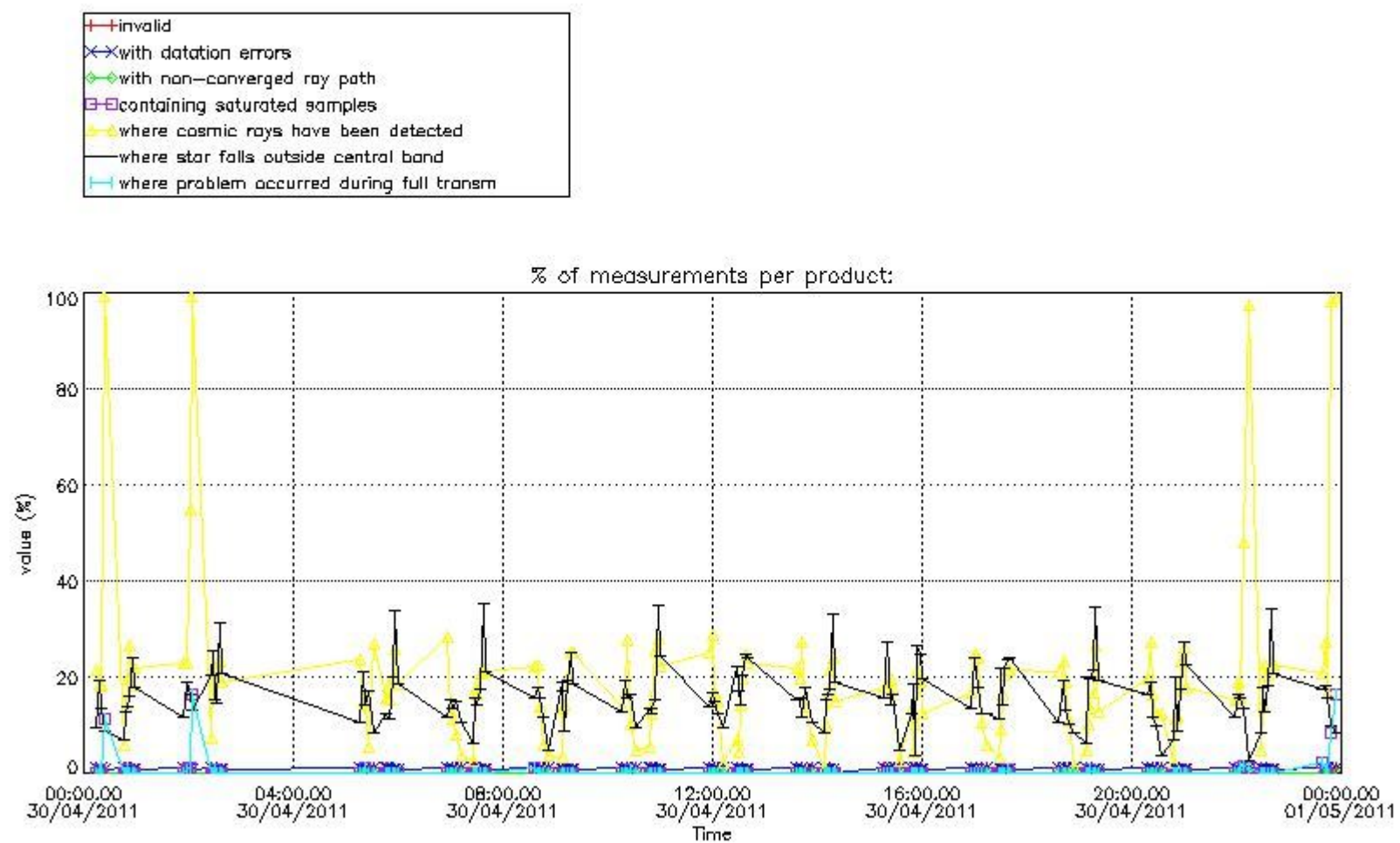


4. Level 1 quality information per product

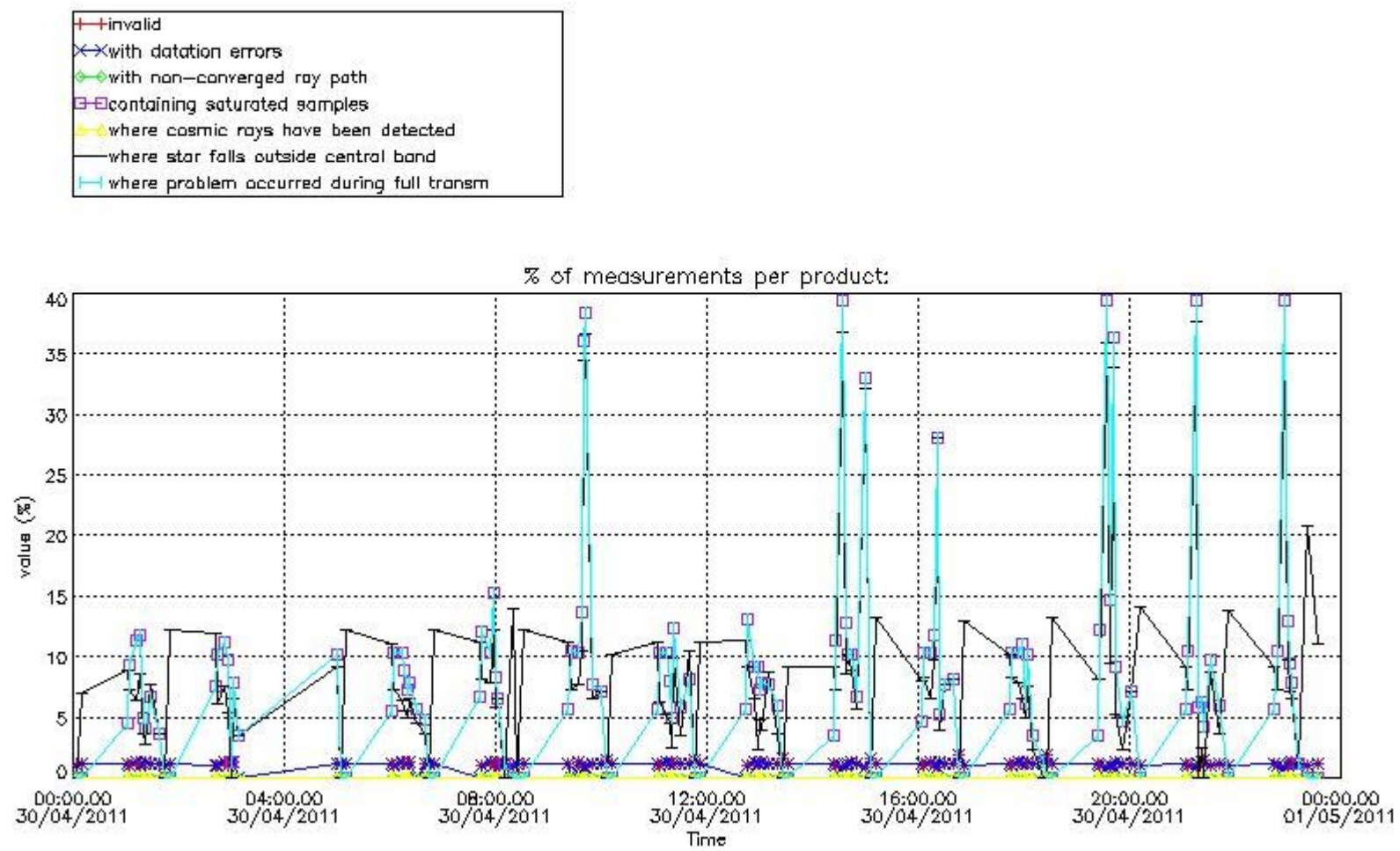
In this section it is plotted some information contained in the Quality Summary data set of the level 2 products that comes from the level 1b processing. Products without errors (error flag in the MPH set to "0") are used.

4.1 Plot quality information per product (time dependant) coming from level 1b processing

4.1.1 Plot level 1 quality information per product (time dependant): ENVISAT ASCENDING passes



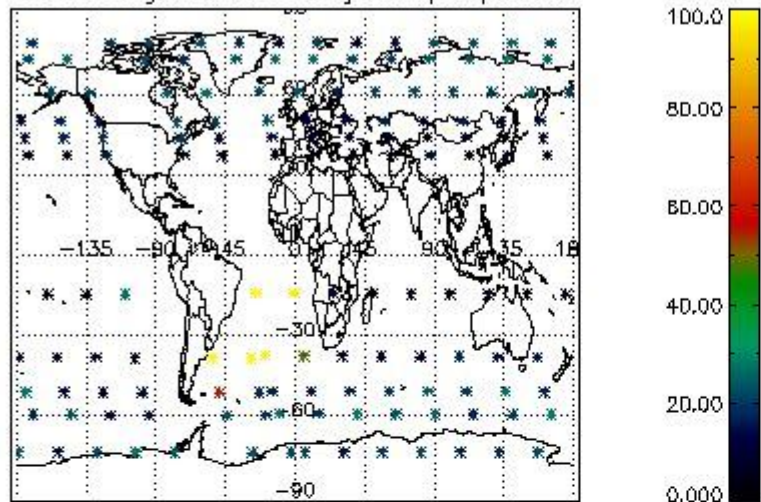
4.1.2 Plot level 1 quality information per product (time dependant): ENVI SAT DESCENDING passes



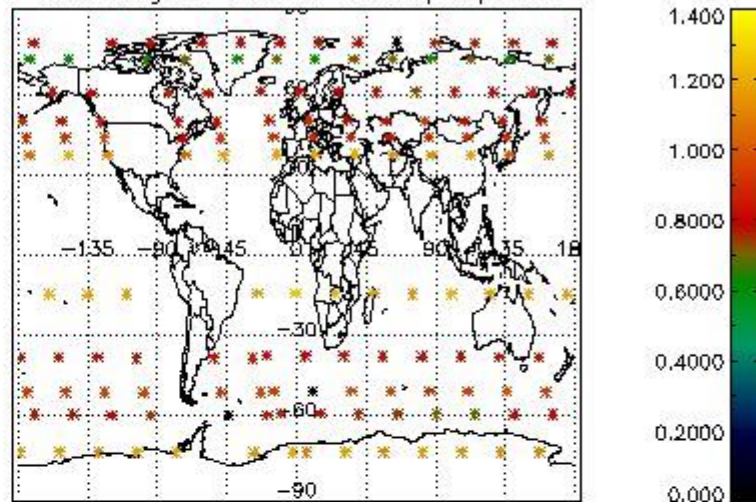
4.2 Plot quality information per product coming from level 1b processing (world map)

4.2.1 Plot level 1 quality information per product (world map): ENVISAT ASCENDING passes

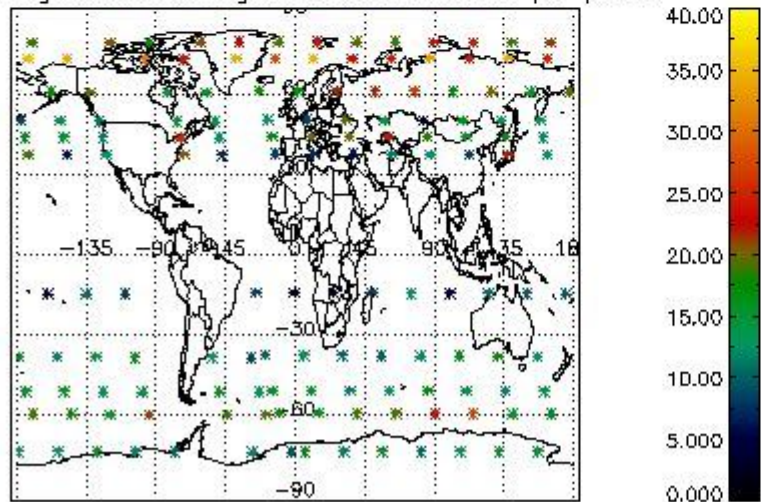
Percentage of cosmic ray hits per profile



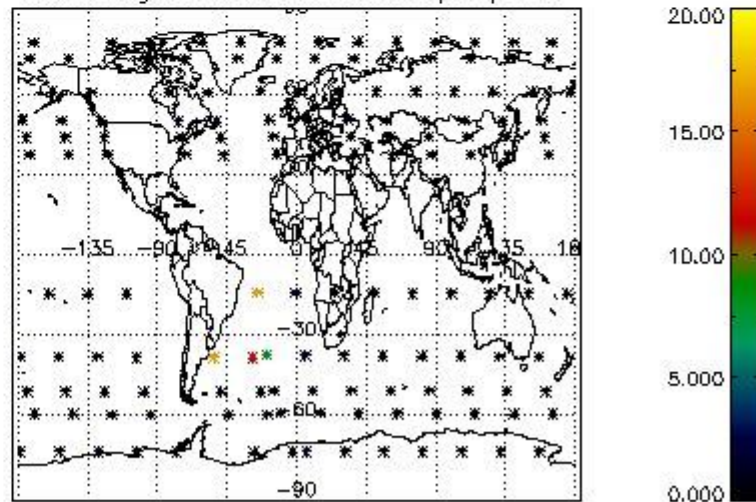
Percentage of datation errors per profile



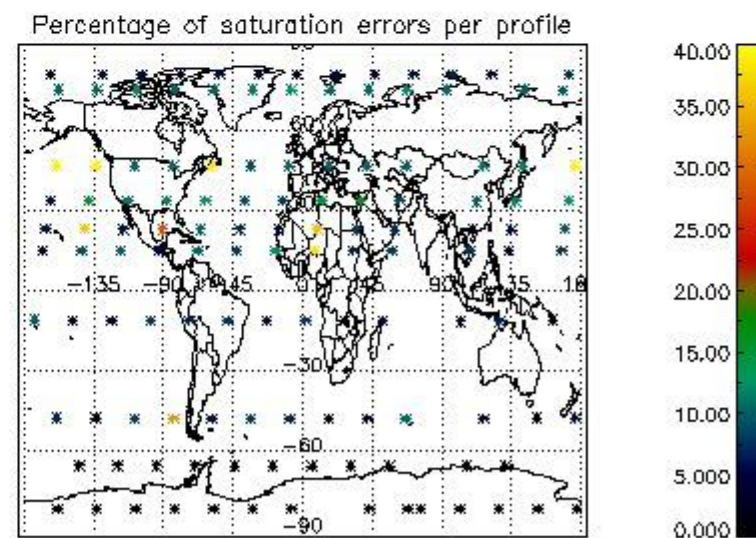
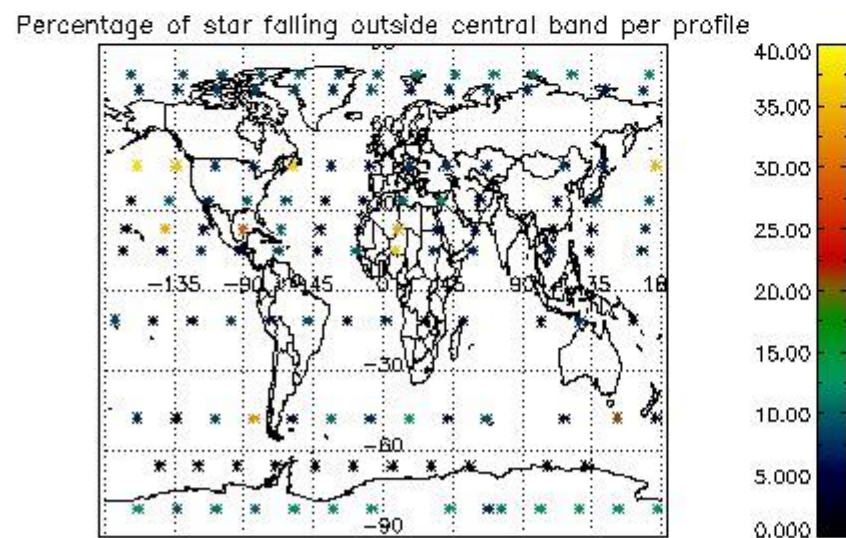
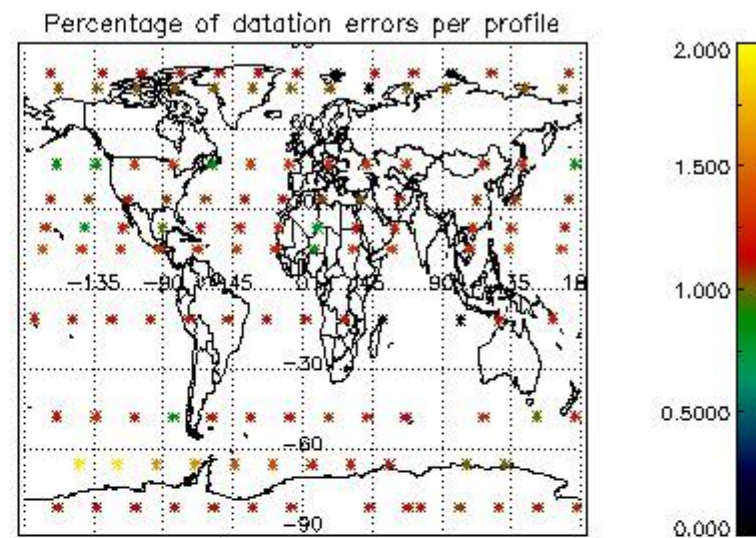
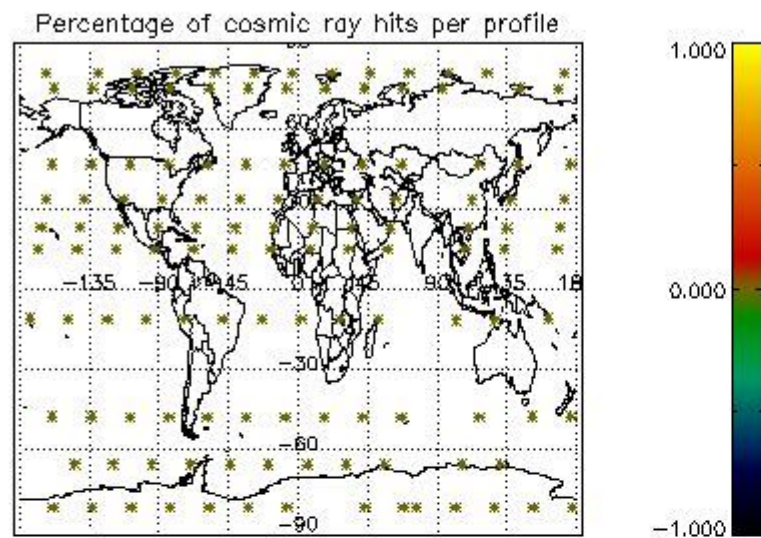
Percentage of star falling outside central band per profile



Percentage of saturation errors per profile



4.2.2 Plot level 1 quality information per product (world map): ENVISAT DESCENDING passes



5. Trace gas profiles

5.1 Ozone statistics based on quality of products

The final quality of the products can be "measured" using the STD (Standard Deviation) attached to every point profile. This information is written to the parameter GOM_NL__2P/NL_LOCAL_SPECIES_DENSITY/o3_std of the level 2 products. The table below shows the statistics for given STD ranges.

The statistics are given with respect to the overall valid production:

- Products without fatal errors: GOM_NL__2P/MPH/PRODUCT_ERR=0
- Valid point profile: GOM_NL__2P/NL_LOCAL_SPECIES_DENSITY/pcd(0)=0

The 'Criteria' is applied to valid points of dark limb products:

- Products in dark limb illumination condition: GOM_NL__2P/NL_SUMMARY_QUALITY/obs_ill_cond=0
- Products without fatal errors: GOM_NL__2P/MPH/PRODUCT_ERR=0
- Valid point profile: GOM_NL__2P/NL_LOCAL_SPECIES_DENSITY/pcd(0)=0

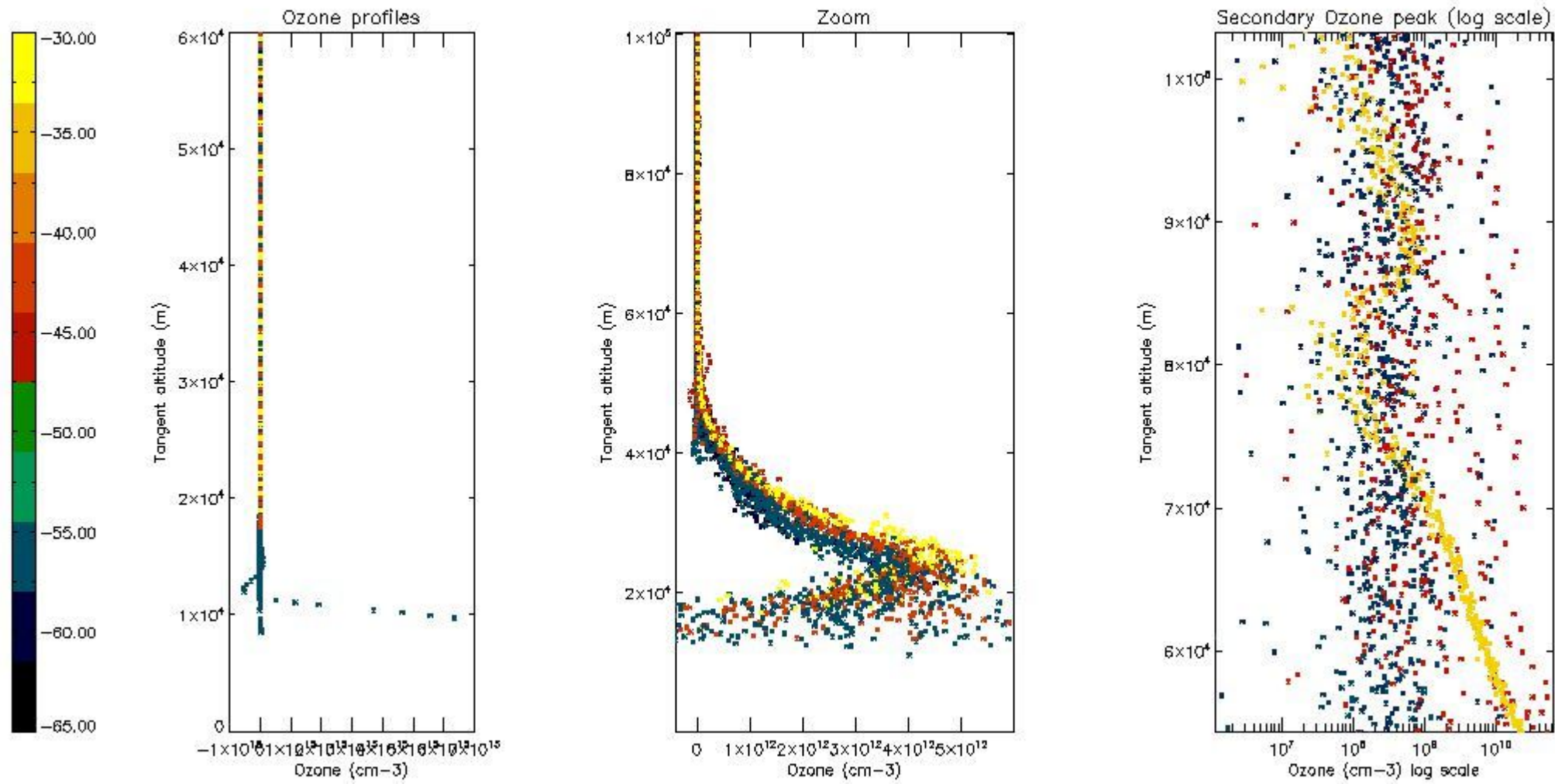
So, the table below shows the percentage of dark limb and valid observations for each criteria with respect to the overall valid daily observations.

Criteria	% of total production
All STD	22
STD < 20	6

STD < 10	2
STD < 5	0

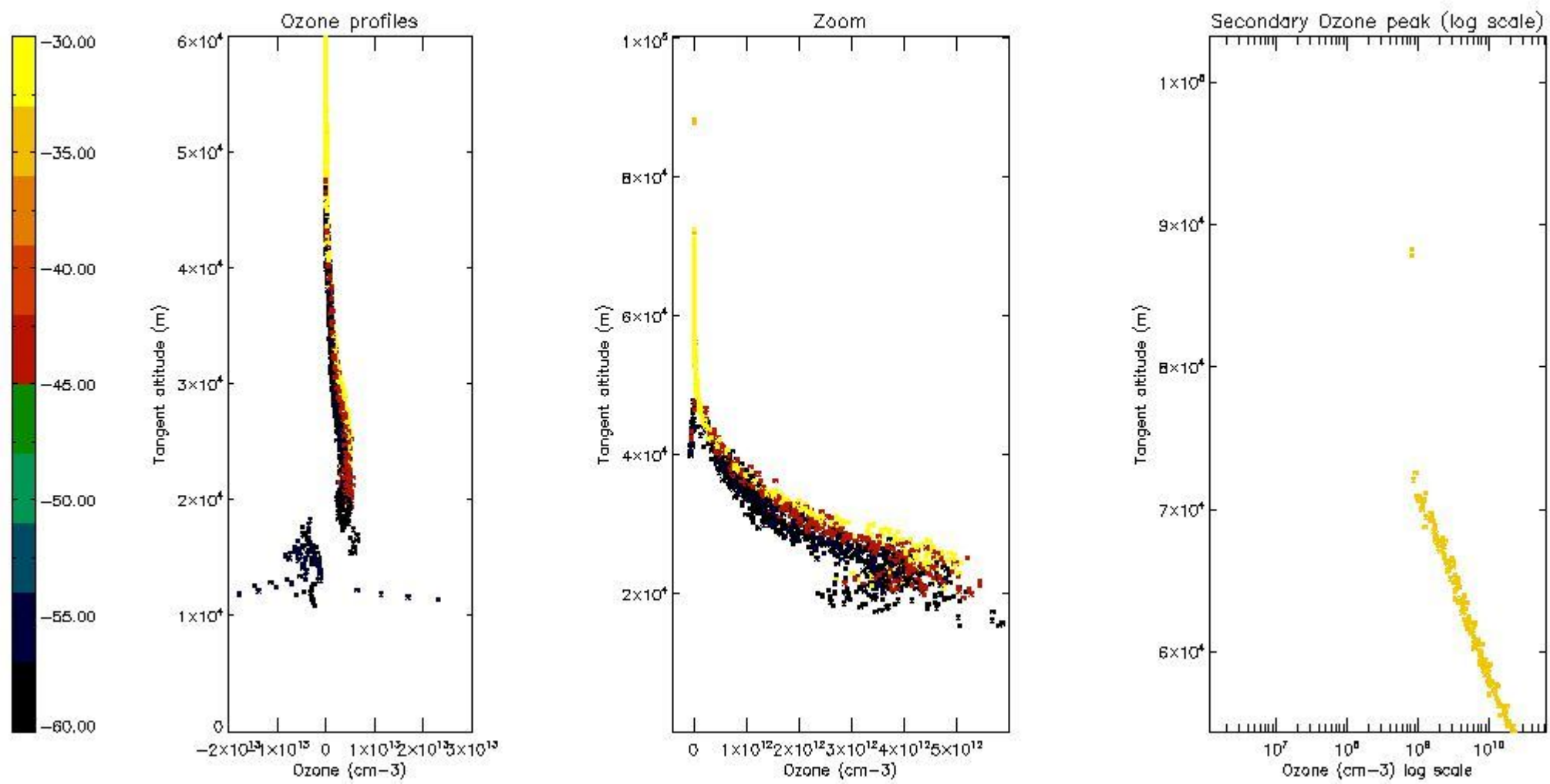
5.2 Plot ozone profiles for all STD (dark without errors)

The colorbar represents the latitude.



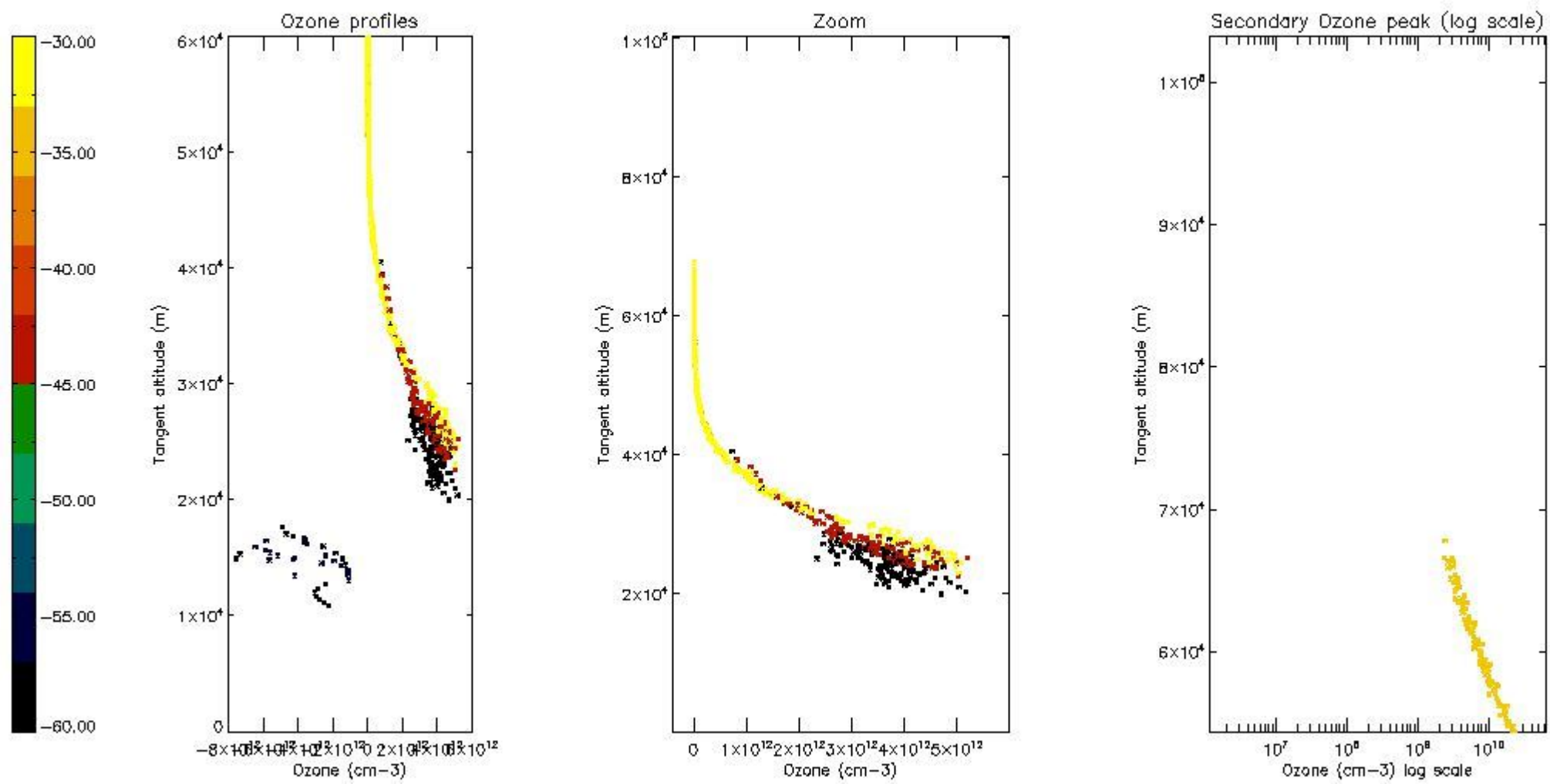
5.3 Plot ozone profiles where STD < 20% (dark without errors)

The colorbar represents the latitude.



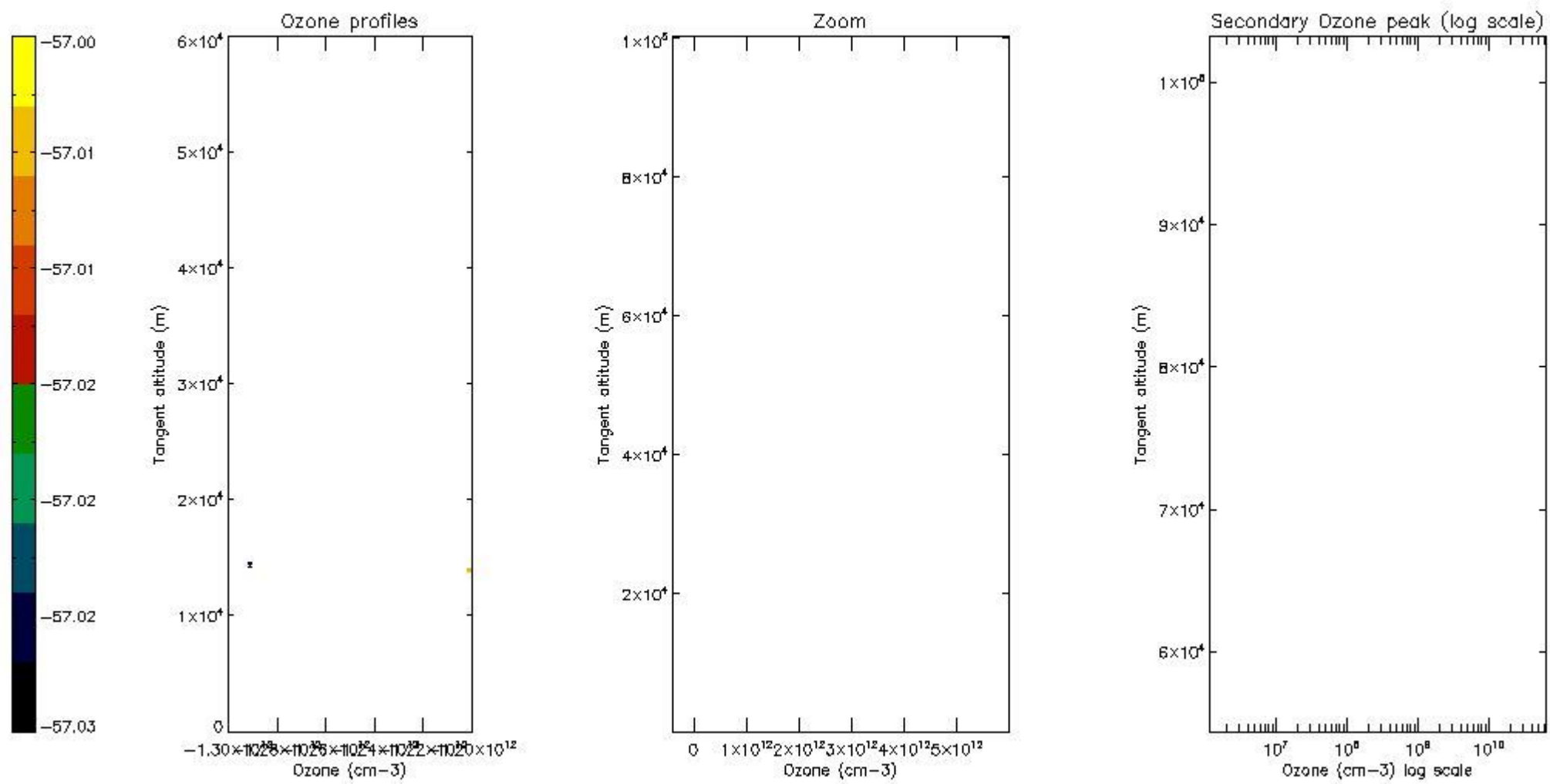
5.4 Plot ozone profiles where $STD < 10\%$ (dark without errors)

The colorbar represents the latitude.



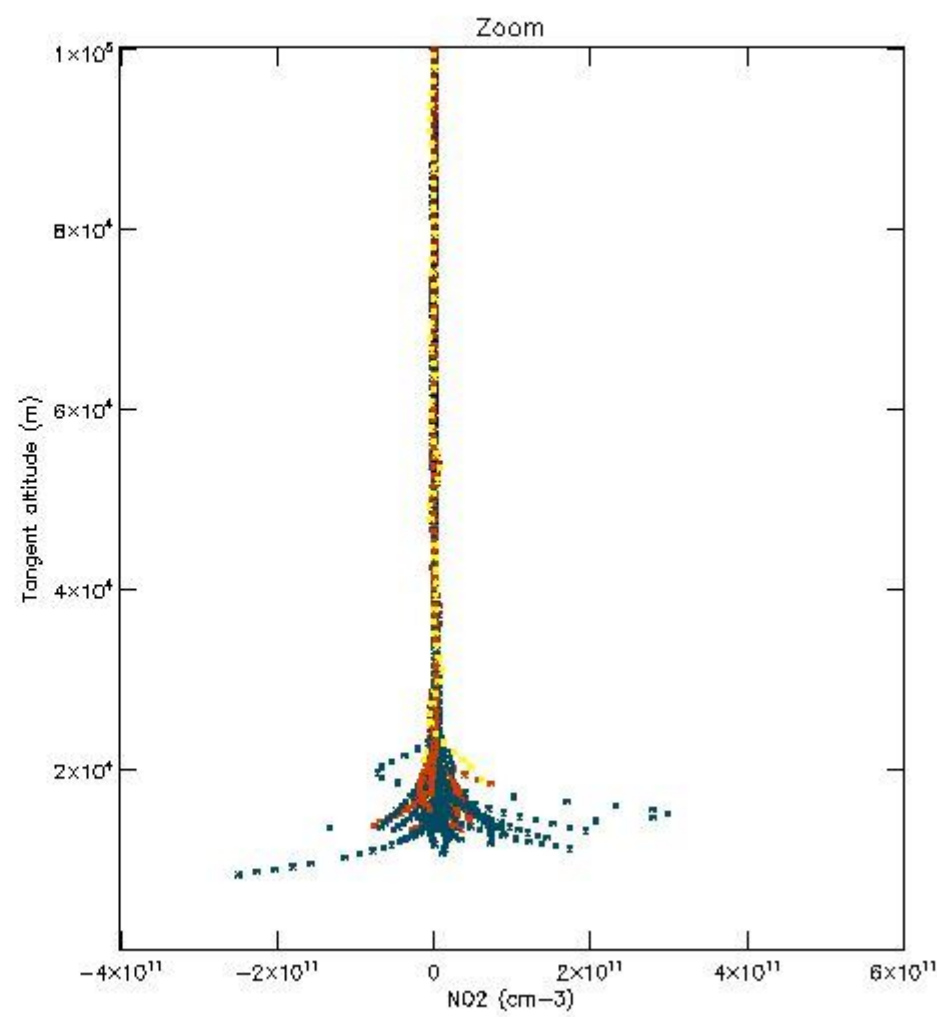
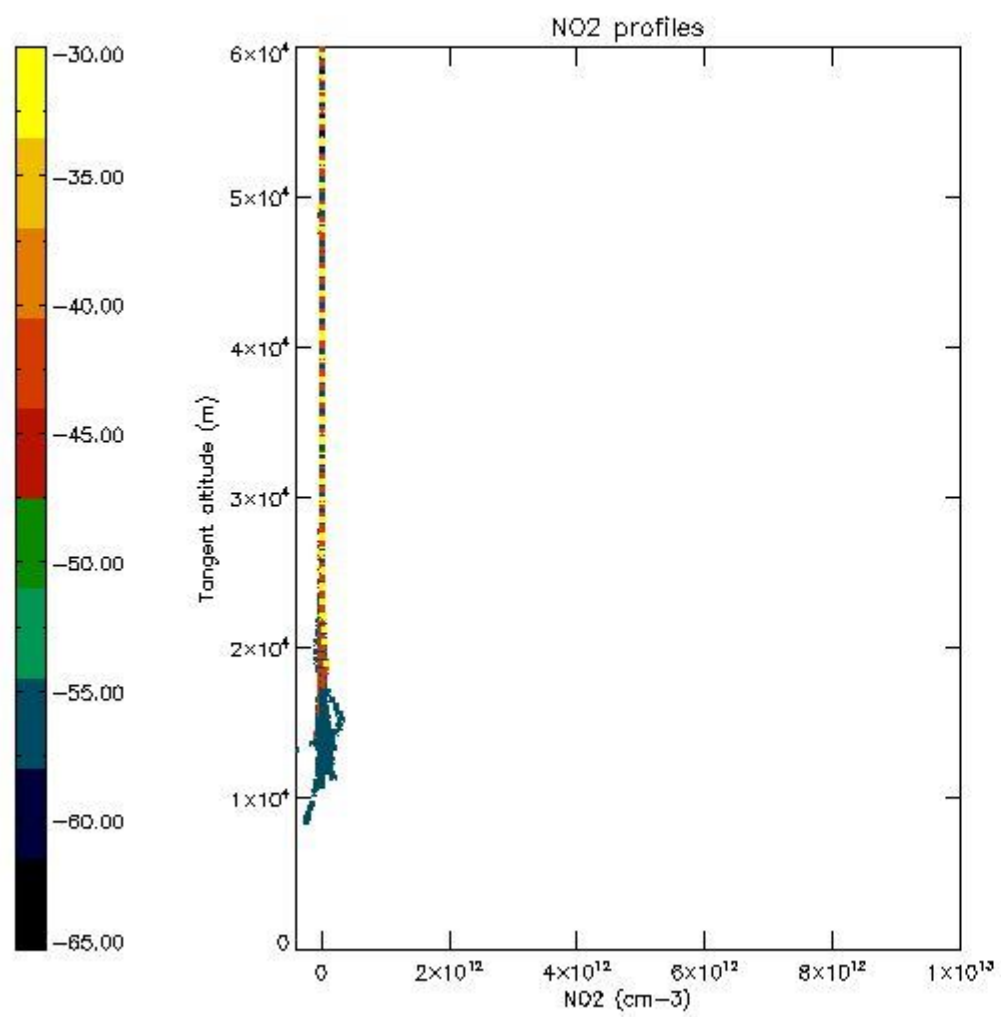
5.5 Plot ozone profiles where STD < 5% (dark without errors)

The colorbar represents the latitude.



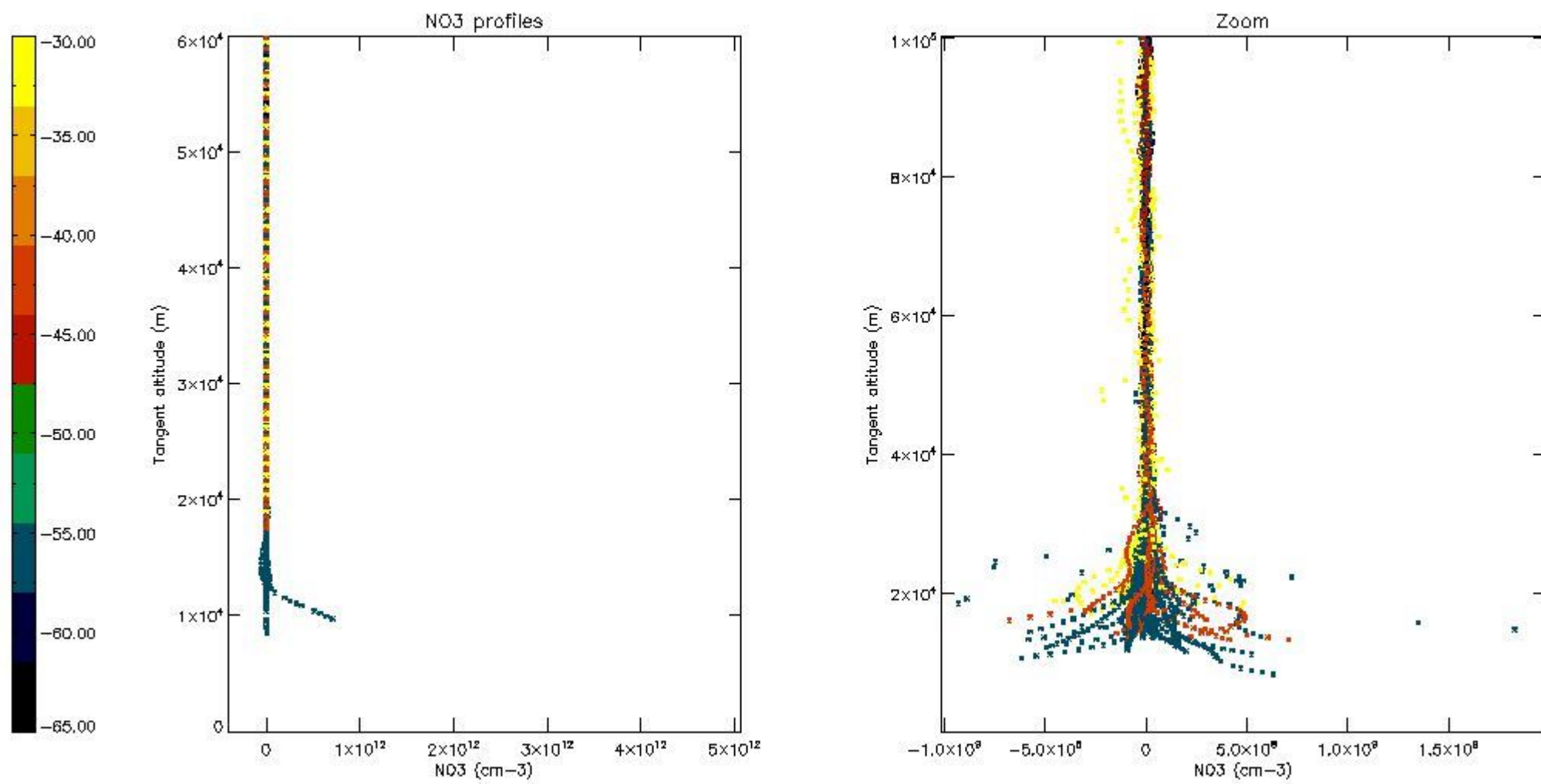
5.6 Plot NO₂ profiles for all STD (dark without errors)

The colorbar represents the latitude.



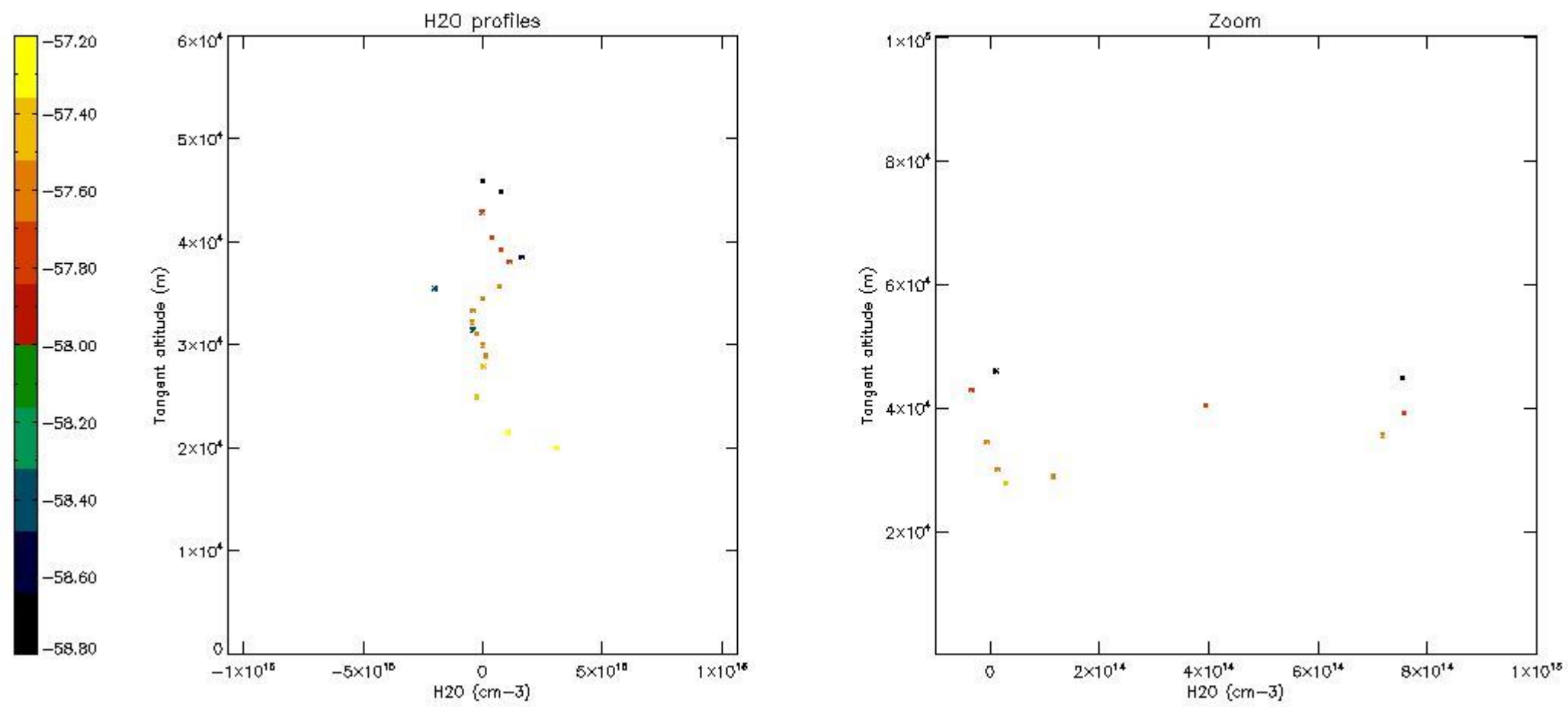
5.7 Plot NO3 profiles for all STD (dark without errors)

The colorbar represents the latitude.



5.8 Plot H2O profiles for all STD (only for occultations of stars 1,2,3,4,13,14,16,26,63 dark without errors)

The colorbar represents the latitude.



6. Auxiliary Data Files used for the production reported in section 2

The number reported in the third column indicates since which file (see list in section 2) the corresponding auxiliary file has been used. The fourth column is the date of those product files.

Type	Auxiliary Filename	Used since product	Used since product date
INST_PHYS_CHARACTERISTICS	GOM_INS_AXVIEC20091111_143220_20030716_120000_20500101_000000	1	30-APR-2011 00:03:47
LEVEL-2_PROC_CONFIG	GOM_PR2_AXVIEC20091111_152718_20020301_000000_20500101_000000	1	30-APR-2011 00:03:47
CROSS_SECTIONS_FILE	GOM_CRS_AXVIEC20091111_154832_20020301_000000_20500101_000000	1	30-APR-2011 00:03:47

GOMOS Level 2 Daily Report

SUMMARY

[1. General Info](#)

[2. Summary of processed GOM_NL_2P products](#)

[3. Level 2 Quality information per product](#)

[3.1 Plot of level 2 quality information per product \(time dependant\)](#)

[3.2 Plot of level 2 quality information per product \(world map\)](#)

[4. Level 1 Quality information per product \(stored on level 2 products\)](#)

[4.1 Plot of level 1 quality information per product \(time dependant\)](#)

[4.1.1 Plot of level 1 quality information per product \(time dependant\): ASCENDING](#)

[4.1.2 Plot of level 1 quality information per product \(time dependant\): DESCENDING](#)

[4.2 Plot of level 1 quality information per product \(world map\)](#)

[4.2.1 Plot of level 1 quality information per product \(world map\): ASCENDING](#)

[4.2.2 Plot of level 1 quality information per product \(world map\): DESCENDING](#)

[5. Ozone profiles based on quality statistics and other trace gas profiles](#)

[5.1 Ozone statistics based on quality of products](#)

[5.2 Plot ozone profiles for all STD \(dark without errors\)](#)

[5.3 Plot ozone profiles where STD < 20% \(dark without errors\)](#)

[5.4. Plot ozone profiles where STD < 10% \(dark without errors\)](#)

[5.5. Plot ozone profiles where STD < 5% \(dark without errors\)](#)

[5.6 Plot NO2 profiles for all STD \(dark without errors\)](#)

[5.7 Plot NO3 profiles for all STD \(dark without errors\)](#)

[5.8 Plot H2O profiles \(only for occultations of stars 1,2,3,4,13,14,16,26,63 dark without errors\) for all STD](#)

[6. Auxiliary Data Files used for the production reported in section 2](#)

This report presents the daily analysis on parameters extracted from GOMOS level 2 data (GOM_NL__2P). It is intended to monitor some important parameters that will impact the quality of these products. A list of level 2 products (and content) that have arrived during the reporting day to the PCF is also given.

Item	Value
Time of report generation	24APR2013 13:01:32
Data source version	GOMOS/6.01
Start time of products	30-04-2011 (30APR2011 00:00:00)
Stop time of products	01-05-2011 (01MAY2011 00:00:00)
Store outputs in DB	Yes
Nb of level 2 prods	275
Nb of prods with errors	0

2. Summary of processed GOM_NL__2P products.

Nr	Filename	UTC Start time	Limb	Duration	Star Id	Star Name	Star Mag	Star Temp	Nb Meas	Orbit	Prod. error
1	GOM_NL__2PRFIN20110430_000347_000000503102_00059_47918_0218.N1	30-APR-2011 00:03:47	Bright	50.000	19	50Alp Cyg	1.2460	10500.	100	47918	No
2	GOM_NL__2PRFIN20110430_000954_000000433102_00059_47918_0219.N1	30-APR-2011 00:09:54	Bright	43.000	164	44Eta Peg	2.9480	5400.0	86	47918	No
3	GOM_NL__2PRFIN20110430_001418_000000423102_00059_47918_0220.N1	30-APR-2011 00:14:18	Twilight	42.000	90	54Alp Peg	2.4870	11000.	84	47918	No
4	GOM_NL__2PRFIN20110430_001830_000000653102_00059_47918_0221.N1	30-APR-2011 00:18:30	Dark	65.000	61	8Eps Peg	2.1000	3900.0	130	47918	No
5	GOM_NL__2PRFIN20110430_002057_000000533102_00059_47918_0222.N1	30-APR-2011 00:20:57	Dark	52.500	162	34Alp Aqr	2.9440	5350.0	105	47918	No
6	GOM_NL__2PRFIN20110430_002435_000000583102_00059_47918_0223.N1	30-APR-2011 00:24:35	Dark	58.000	154	22Bet Aqr	2.8990	5700.0	116	47918	No
7	GOM_NL__2PRFIN20110430_004548_000000433102_00060_47919_0234.N1	30-APR-2011 00:45:48	Straylight	42.500	141	Bet Ara	2.8400	4600.0	85	47919	No
8	GOM_NL__2PRFIN20110430_004736_000000553102_00060_47919_0235.N1	30-APR-2011 00:47:36	Straylight	54.500	40	The Sco	1.8590	7100.0	109	47919	No
9	GOM_NL__2PRFIN20110430_004920_000000613102_00060_47919_0236.N1	30-APR-2011 00:49:20	Straylight	61.000	25	35Lam Sco	1.6200	28000.	122	47919	No
10	GOM_NL__2PRFIN20110430_005229_000000603102_00060_47919_0237.N1	30-APR-2011 00:52:29	Straylight	60.000	75	26Eps Sco	2.2910	4250.0	120	47919	No
11	GOM_NL__2PRFIN20110430_005614_000000713102_00060_47919_0238.N1	30-APR-2011 00:56:14	Twilight	71.000	16	21Alp Sco	1.0200	3000.0	142	47919	No
12	GOM_NL__2PRFIN20110430_005830_000000623102_00060_47919_0239.N1	30-APR-2011 00:58:30	Twilight	61.500	80	7Del Sco	2.3160	30000.	123	47919	No
13	GOM_NL__2PRFIN20110430_010141_000000453102_00060_47919_0240.N1	30-APR-2011 01:01:41	Bright	45.000	122	9Alp2Lib	2.7470	9700.0	90	47919	No
14	GOM_NL__2PRFIN20110430_010359_000000493102_00060_47919_0241.N1	30-APR-2011 01:03:59	Bright	48.500	104	27Bet Lib	2.6140	13100.	97	47919	No
15	GOM_NL__2PRFIN20110430_011224_000000403102_00060_47919_0242.N1	30-APR-2011 01:12:24	Bright	39.500	111	8Eta Boo	2.6800	6000.0	79	47919	No
16	GOM_NL__2PRFIN20110430_011607_000000473102_00060_47919_0243.N1	30-APR-2011 01:16:07	Bright	46.500	83		2.3780	11000.	93	47919	No
17	GOM_NL__2PRFIN20110430_011906_000000413102_00060_47919_0244.N1	30-APR-2011 01:19:06	Bright	41.000	180	27Gam Boo	3.0400	8000.0	82	47919	No
18	GOM_NL__2PRFIN20110430_012119_000000373102_00060_47919_0245.N1	30-APR-2011 01:21:19	Bright	36.500	39	85Eta UMa	1.8540	24000.	73	47919	No
19	GOM_NL__2PRFIN20110430_012839_000000453102_00060_47919_0246.N1	30-APR-2011 01:28:39	Bright	45.000	119	14Eta Dra	2.7270	4700.0	90	47919	No
20	GOM_NL__2PRFIN20110430_013853_000000413102_00060_47919_0247.N1	30-APR-2011 01:38:53	Bright	40.500	89	5Alp Cep	2.4510	8000.0	81	47919	No
21	GOM_NL__2PRFIN20110430_014401_000000503102_00060_47919_0248.N1	30-APR-2011 01:44:01	Bright	50.000	19	50Alp Cyg	1.2460	10500.	100	47919	No
22	GOM_NL__2PRFIN20110430_015008_000000453102_00060_47919_0249.N1	30-APR-2011 01:50:08	Bright	45.000	164	44Eta Peg	2.9480	5400.0	90	47919	No
23	GOM_NL__2PRFIN20110430_015432_000000443102_00060_47919_0250.N1	30-APR-2011 01:54:32	Twilight	43.500	90	54Alp Peg	2.4870	11000.	87	47919	No
24	GOM_NL__2PRFIN20110430_015845_000000643102_00060_47919_0251.N1	30-APR-2011 01:58:45	Dark	63.500	61	8Eps Peg	2.1000	3900.0	127	47919	No
25	GOM_NL__2PRFIN20110430_020111_000000553102_00060_47919_0252.N1	30-APR-2011 02:01:11	Dark	54.500	162	34Alp Aqr	2.9440	5350.0	109	47919	No
26	GOM_NL__2PRFIN20110430_020450_000000613102_00060_47919_0253.N1	30-APR-2011 02:04:50	Dark	61.000	154	22Bet Aqr	2.8990	5700.0	122	47919	No
27	GOM_NL__2PRFIN20110430_022603_000000493102_00061_47920_0247.N1	30-APR-2011 02:26:03	Straylight	49.000	141	Bet Ara	2.8400	4600.0	98	47920	No
28	GOM_NL__2PRFIN20110430_022751_000000633102_00061_47920_0248.N1	30-APR-2011 02:27:51	Straylight	63.000	40	The Sco	1.8590	7100.0	126	47920	No
29	GOM_NL__2PRFIN20110430_022935_000000623102_00061_47920_0249.N1	30-APR-2011 02:29:35	Straylight	62.000	25	35Lam Sco	1.6200	28000.	124	47920	No
30	GOM_NL__2PRFIN20110430_023243_000000593102_00061_47920_0250.N1	30-APR-2011 02:32:43	Straylight	58.500	75	26Eps Sco	2.2910	4250.0	117	47920	No
31	GOM_NL__2PRFIN20110430_023629_000000773102_00061_47920_0251.N1	30-APR-2011 02:36:29	Twilight	77.000	16	21Alp Sco	1.0200	3000.0	154	47920	No
32	GOM_NL__2PRFIN20110430_023844_000000633102_00061_47920_0252.N1	30-APR-2011 02:38:44	Twilight	63.000	80	7Del Sco	2.3160	30000.	126	47920	No
33	GOM_NL__2PRFIN20110430_024156_000000463102_00061_47920_0253.N1	30-APR-2011 02:41:56	Bright	46.000	122	9Alp2Lib	2.7470	9700.0	92	47920	No
34	GOM_NL__2PRFIN20110430_024413_000000493102_00061_47920_0254.N1	30-APR-2011 02:44:13	Bright	49.000	104	27Bet Lib	2.6140	13100.	98	47920	No
35	GOM_NL__2PRFIN20110430_025237_000000403102_00061_47920_0255.N1	30-APR-2011 02:52:37	Bright	40.000	111	8Eta Boo	2.6800	6000.0	80	47920	No
36	GOM_NL__2PRFIN20110430_025620_000000463102_00061_47920_0256.N1	30-APR-2011 02:56:20	Bright	46.000	83		2.3780	11000.	92	47920	No
37	GOM_NL__2PRFIN20110430_025920_000000403102_00061_47920_0257.N1	30-APR-2011 02:59:20	Bright	39.500	180	27Gam Boo	3.0400	8000.0	79	47920	No
38	GOM_NL__2PRFIN20110430_030133_000000393102_00061_47920_0258.N1	30-APR-2011 03:01:33	Bright	38.500	39	85Eta UMa	1.8540	24000.	77	47920	No
39	GOM_NL__2PRFIN20110430_030852_000000433102_00061_47920_0259.N1	30-APR-2011 03:08:52	Bright	42.500	119	14Eta Dra	2.7270	4700.0	85	47920	No
40	GOM_NL__2PRFIN20110430_045920_000000443102_00062_47921_0259.N1	30-APR-2011 04:59:20	Bright	44.000	89	5Alp Cep	2.4510	8000.0	88	47921	No
41	GOM_NL__2PRFIN20110430_050429_000000453102_00062_47921_0260.N1	30-APR-2011 05:04:29	Bright	45.000	19	50Alp Cyg	1.2460	10500.	90	47921	No
42	GOM_NL__2PRFIN20110430_051037_000000453102_00062_47921_0261.N1	30-APR-2011 05:10:37	Bright	45.000	164	44Eta Peg	2.9480	5400.0	90	47921	No

43	GOM_NL__2PRFIN20110430_051501_000000433102_00062_47921_0262.N1	30-APR-2011 05:15:01	Twilight	42.500	90	54Alp Peg	2.4870	11000.	85	47921	No
44	GOM_NL__2PRFIN20110430_051914_000000673102_00062_47921_0263.N1	30-APR-2011 05:19:14	Dark	66.500	61	8Eps Peg	2.1000	3900.0	133	47921	No
45	GOM_NL__2PRFIN20110430_052141_000000533102_00062_47921_0264.N1	30-APR-2011 05:21:41	Dark	52.500	162	34Alp Aqr	2.9440	5350.0	105	47921	No
46	GOM_NL__2PRFIN20110430_052521_000000653102_00062_47921_0265.N1	30-APR-2011 05:25:21	Dark	64.500	154	22Bet Aqr	2.8990	5700.0	129	47921	No
47	GOM_NL__2PRFIN20110430_053200_000000433102_00062_47921_0266.N1	30-APR-2011 05:32:00	Dark	42.500	172	Gam Gru	3.0030	13100.	85	47921	No
48	GOM_NL__2PRFIN20110430_054632_000000453102_00063_47922_0270.N1	30-APR-2011 05:46:32	Straylight	44.500	141	Bet Ara	2.8400	4600.0	89	47922	No
49	GOM_NL__2PRFIN20110430_054821_000000533102_00063_47922_0271.N1	30-APR-2011 05:48:21	Straylight	52.500	40	The Sco	1.8590	7100.0	105	47922	No
50	GOM_NL__2PRFIN20110430_055005_000000593102_00063_47922_0272.N1	30-APR-2011 05:50:05	Straylight	58.500	25	35Lam Sco	1.6200	28000.	117	47922	No
51	GOM_NL__2PRFIN20110430_055313_000000633102_00063_47922_0273.N1	30-APR-2011 05:53:13	Straylight	62.500	75	26Eps Sco	2.2910	4250.0	125	47922	No
52	GOM_NL__2PRFIN20110430_055658_000000813102_00063_47922_0274.N1	30-APR-2011 05:56:58	Tw_i_and_stray	81.000	16	21Alp Sco	1.0200	3000.0	162	47922	No
53	GOM_NL__2PRFIN20110430_055913_000000623102_00063_47922_0275.N1	30-APR-2011 05:59:13	Tw_i_and_stray	61.500	80	7Del Sco	2.3160	30000.	123	47922	No
54	GOM_NL__2PRFIN20110430_060224_000000453102_00063_47922_0276.N1	30-APR-2011 06:02:24	Bright	45.000	122	9Alp2Lib	2.7470	9700.0	90	47922	No
55	GOM_NL__2PRFIN20110430_060441_000000493102_00063_47922_0277.N1	30-APR-2011 06:04:41	Bright	48.500	104	27Bet Lib	2.6140	13100.	97	47922	No
56	GOM_NL__2PRFIN20110430_061305_000000393102_00063_47922_0278.N1	30-APR-2011 06:13:05	Bright	39.000	111	8Eta Boo	2.6800	6000.0	78	47922	No
57	GOM_NL__2PRFIN20110430_061647_000000453102_00063_47922_0279.N1	30-APR-2011 06:16:47	Bright	45.000	83		2.3780	11000.	90	47922	No
58	GOM_NL__2PRFIN20110430_061947_000000413102_00063_47922_0280.N1	30-APR-2011 06:19:47	Bright	41.000	180	27Gam Boo	3.0400	8000.0	82	47922	No
59	GOM_NL__2PRFIN20110430_062201_000000383102_00063_47922_0281.N1	30-APR-2011 06:22:01	Bright	38.000	39	85Eta UMa	1.8540	24000.	76	47922	No
60	GOM_NL__2PRFIN20110430_062919_000000443102_00063_47922_0282.N1	30-APR-2011 06:29:19	Bright	44.000	119	14Eta Dra	2.7270	4700.0	88	47922	No
61	GOM_NL__2PRFIN20110430_063934_000000423102_00063_47922_0283.N1	30-APR-2011 06:39:34	Bright	41.500	89	5Alp Cep	2.4510	8000.0	83	47922	No
62	GOM_NL__2PRFIN20110430_064442_000000413102_00063_47922_0284.N1	30-APR-2011 06:44:42	Bright	41.000	19	50Alp Cyg	1.2460	10500.	82	47922	No
63	GOM_NL__2PRFIN20110430_065051_000000453102_00063_47922_0285.N1	30-APR-2011 06:50:51	Bright	45.000	164	44Eta Peg	2.9480	5400.0	90	47922	No
64	GOM_NL__2PRFIN20110430_065516_000000433102_00063_47922_0286.N1	30-APR-2011 06:55:16	Twilight	42.500	90	54Alp Peg	2.4870	11000.	85	47922	No
65	GOM_NL__2PRFIN20110430_065929_000000633102_00063_47922_0287.N1	30-APR-2011 06:59:29	Dark	62.500	61	8Eps Peg	2.1000	3900.0	125	47922	No
66	GOM_NL__2PRFIN20110430_070156_000000533102_00063_47922_0288.N1	30-APR-2011 07:01:56	Dark	52.500	162	34Alp Aqr	2.9440	5350.0	105	47922	No
67	GOM_NL__2PRFIN20110430_070536_000000633102_00063_47922_0289.N1	30-APR-2011 07:05:36	Dark	63.000	154	22Bet Aqr	2.8990	5700.0	126	47922	No
68	GOM_NL__2PRFIN20110430_071214_000000433102_00063_47922_0290.N1	30-APR-2011 07:12:14	Dark	42.500	172	Gam Gru	3.0030	13100.	85	47922	No
69	GOM_NL__2PRFIN20110430_072647_000000423102_00064_47923_0294.N1	30-APR-2011 07:26:47	Straylight	41.500	141	Bet Ara	2.8400	4600.0	83	47923	No
70	GOM_NL__2PRFIN20110430_072836_000000553102_00064_47923_0295.N1	30-APR-2011 07:28:36	Straylight	55.000	40	The Sco	1.8590	7100.0	110	47923	No
71	GOM_NL__2PRFIN20110430_073020_000000613102_00064_47923_0296.N1	30-APR-2011 07:30:20	Straylight	60.500	25	35Lam Sco	1.6200	28000.	121	47923	No
72	GOM_NL__2PRFIN20110430_073328_000000613102_00064_47923_0297.N1	30-APR-2011 07:33:28	Straylight	60.500	75	26Eps Sco	2.2910	4250.0	121	47923	No
73	GOM_NL__2PRFIN20110430_073712_000000823102_00064_47923_0298.N1	30-APR-2011 07:37:12	Tw_i_and_stray	82.000	16	21Alp Sco	1.0200	3000.0	164	47923	No
74	GOM_NL__2PRFIN20110430_073927_000000643102_00064_47923_0299.N1	30-APR-2011 07:39:27	Tw_i_and_stray	63.500	80	7Del Sco	2.3160	30000.	127	47923	No
75	GOM_NL__2PRFIN20110430_074238_000000453102_00064_47923_0300.N1	30-APR-2011 07:42:38	Bright	44.500	122	9Alp2Lib	2.7470	9700.0	89	47923	No
76	GOM_NL__2PRFIN20110430_074455_000000503102_00064_47923_0301.N1	30-APR-2011 07:44:55	Bright	49.500	104	27Bet Lib	2.6140	13100.	99	47923	No
77	GOM_NL__2PRFIN20110430_075319_000000393102_00064_47923_0302.N1	30-APR-2011 07:53:19	Bright	38.500	111	8Eta Boo	2.6800	6000.0	77	47923	No
78	GOM_NL__2PRFIN20110430_075701_000000493102_00064_47923_0303.N1	30-APR-2011 07:57:01	Bright	49.000	83		2.3780	11000.	98	47923	No
79	GOM_NL__2PRFIN20110430_080000_000000433102_00064_47923_0304.N1	30-APR-2011 08:00:00	Bright	42.500	180	27Gam Boo	3.0400	8000.0	85	47923	No
80	GOM_NL__2PRFIN20110430_080214_000000393102_00064_47923_0305.N1	30-APR-2011 08:02:14	Bright	38.500	39	85Eta UMa	1.8540	24000.	77	47923	No
81	GOM_NL__2PRFIN20110430_080932_000000423102_00064_47923_0306.N1	30-APR-2011 08:09:32	Bright	41.500	119	14Eta Dra	2.7270	4700.0	83	47923	No
82	GOM_NL__2PRFIN20110430_081948_000000473102_00064_47923_0307.N1	30-APR-2011 08:19:48	Bright	46.500	89	5Alp Cep	2.4510	8000.0	93	47923	No
83	GOM_NL__2PRFIN20110430_082456_000000413102_00064_47923_0308.N1	30-APR-2011 08:24:56	Bright	41.000	19	50Alp Cyg	1.2460	10500.	82	47923	No
84	GOM_NL__2PRFIN20110430_083105_000000453102_00064_47923_0309.N1	30-APR-2011 08:31:05	Bright	45.000	164	44Eta Peg	2.9480	5400.0	90	47923	No
85	GOM_NL__2PRFIN20110430_083530_000000453102_00064_47923_0310.N1	30-APR-2011 08:35:30	Twilight	45.000	90	54Alp Peg	2.4870	11000.	90	47923	No
86	GOM_NL__2PRFIN20110430_083944_000000643102_00064_47923_0311.N1	30-APR-2011 08:39:44	Dark	64.000	61	8Eps Peg	2.1000	3900.0	128	47923	No
87	GOM_NL__2PRFIN20110430_084210_000000553102_00064_47923_0312.N1	30-APR-2011 08:42:10	Dark	54.500	162	34Alp Aqr	2.9440	5350.0	109	47923	No
88	GOM_NL__2PRFIN20110430_084552_000000613102_00064_47923_0313.N1	30-APR-2011 08:45:52	Dark	60.500	154	22Bet Aqr	2.8990	5700.0	121	47923	No
89	GOM_NL__2PRFIN20110430_085229_000000413102_00064_47923_0314.N1	30-APR-2011 08:52:29	Dark	41.000	172	Gam Gru	3.0030	13100.	82	47923	No
90	GOM_NL__2PRFIN20110430_090701_000000483102_00065_47924_0342.N1	30-APR-2011 09:07:01	Straylight	47.500	141	Bet Ara	2.8400	4600.0	95	47924	No
91	GOM_NL__2PRFIN20110430_090851_000000563102_00065_47924_0343.N1	30-APR-2011 09:08:51	Straylight	56.000	40	The Sco	1.8590	7100.0	112	47924	No
92	GOM_NL__2PRFIN20110430_091035_000000573102_00065_47924_0344.N1	30-APR-2011 09:10:35	Straylight	57.000	25	35Lam Sco	1.6200	28000.	114	47924	No
93	GOM_NL__2PRFIN20110430_091342_000000623102_00065_47924_0345.N1	30-APR-2011 09:13:42	Straylight	62.000	75	26Eps Sco	2.2910	4250.0	124	47924	No
94	GOM_NL__2PRFIN20110430_091727_000000723102_00065_47924_0346.N1	30-APR-2011 09:17:27	Tw_i_and_stray	71.500	16	21Alp Sco	1.0200	3000.0	143	47924	No
95	GOM_NL__2PRFIN20110430_091942_000000623102_00065_47924_0347.N1	30-APR-2011 09:19:42	Tw_i_and_stray	61.500	80	7Del Sco	2.3160	30000.	123	47924	No
96	GOM_NL__2PRFIN20110430_092252_000000453102_00065_47924_0348.N1	30-APR-2011 09:22:52	Bright	44.500	122	9Alp2Lib	2.7470	9700.0	89	47924	No
97	GOM_NL__2PRFIN20110430_092509_000000483102_00065_47924_0349.N1	30-APR-2011 09:25:09	Bright	48.000	104	27Bet Lib	2.6140	13100.	96	47924	No
98	GOM_NL__2PRFIN20110430_093333_000000393102_00065_47924_0350.N1	30-APR-2011 09:33:33	Bright	39.000	111	8Eta Boo	2.6800	6000.0	78	47924	No
99	GOM_NL__2PRFIN20110430_093714_000000483102_00065_47924_0351.N1	30-APR-2011 09:37:14	Bright	47.500	83		2.3780	11000.	95	47924	No
100	GOM_NL__2PRFIN20110430_094014_000000613102_00065_47924_0352.N1	30-APR-2011 09:40:14	Bright	61.000	180	27Gam Boo	3.0400	8000.0	122	47924	No
101	GOM_NL__2PRFIN20110430_094228_000000563102_00065_47924_0353.N1	30-APR-2011 09:42:28	Bright	56.000	39	85Eta UMa	1.8540	24000.	112	47924	No

102	GOM_NL__2PRFIN20110430_094945_000000463102_00065_47924_0354.N1	30-APR-2011 09:49:45	Bright	45.500	119	14Eta Dra	2.7270	4700.0	91	47924	No
103	GOM_NL__2PRFIN20110430_100001_000000433102_00065_47924_0355.N1	30-APR-2011 10:00:01	Bright	42.500	89	5Alp Cep	2.4510	8000.0	85	47924	No
104	GOM_NL__2PRFIN20110430_100509_000000363102_00065_47924_0356.N1	30-APR-2011 10:05:09	Twilight	36.000	19	50Alp Cyg	1.2460	10500.	72	47924	No
105	GOM_NL__2PRFIN20110430_101119_000000453102_00065_47924_0357.N1	30-APR-2011 10:11:19	Bright	44.500	164	44Eta Peg	2.9480	5400.0	89	47924	No
106	GOM_NL__2PRFIN20110430_101544_000000443102_00065_47924_0358.N1	30-APR-2011 10:15:44	Twilight	43.500	90	54Alp Peg	2.4870	11000.	87	47924	No
107	GOM_NL__2PRFIN20110430_101959_000000653102_00065_47924_0359.N1	30-APR-2011 10:19:59	Dark	65.000	61	8Eps Peg	2.1000	3900.0	130	47924	No
108	GOM_NL__2PRFIN20110430_102225_000000543102_00065_47924_0360.N1	30-APR-2011 10:22:25	Dark	54.000	162	34Alp Aqr	2.9440	5350.0	108	47924	No
109	GOM_NL__2PRFIN20110430_102607_000000643102_00065_47924_0361.N1	30-APR-2011 10:26:07	Dark	64.000	154	22Bet Aqr	2.8990	5700.0	128	47924	No
110	GOM_NL__2PRFIN20110430_103244_000000433102_00065_47924_0362.N1	30-APR-2011 10:32:44	Dark	43.000	172	Gam Gru	3.0030	13100.	86	47924	No
111	GOM_NL__2PRFIN20110430_104716_000000453102_00066_47925_0376.N1	30-APR-2011 10:47:16	Straylight	45.000	141	Bet Ara	2.8400	4600.0	90	47925	No
112	GOM_NL__2PRFIN20110430_104906_000000533102_00066_47925_0377.N1	30-APR-2011 10:49:06	Straylight	53.000	40	The Sco	1.8590	7100.0	106	47925	No
113	GOM_NL__2PRFIN20110430_105050_000000603102_00066_47925_0378.N1	30-APR-2011 10:50:50	Straylight	60.000	25	35Lam Sco	1.6200	28000.	120	47925	No
114	GOM_NL__2PRFIN20110430_105357_000000593102_00066_47925_0379.N1	30-APR-2011 10:53:57	Straylight	59.000	75	26Eps Sco	2.2910	4250.0	118	47925	No
115	GOM_NL__2PRFIN20110430_105741_000000823102_00066_47925_0380.N1	30-APR-2011 10:57:41	Twilight	82.000	16	21Alp Sco	1.0200	3000.0	164	47925	No
116	GOM_NL__2PRFIN20110430_105956_000000663102_00066_47925_0381.N1	30-APR-2011 10:59:56	Twilight	65.500	80	7Del Sco	2.3160	30000.	131	47925	No
117	GOM_NL__2PRFIN20110430_110306_000000453102_00066_47925_0382.N1	30-APR-2011 11:03:06	Bright	44.500	122	9Alp2Lib	2.7470	9700.0	89	47925	No
118	GOM_NL__2PRFIN20110430_110523_000000493102_00066_47925_0383.N1	30-APR-2011 11:05:23	Bright	48.500	104	27Bet Lib	2.6140	13100.	97	47925	No
119	GOM_NL__2PRFIN20110430_111347_000000393102_00066_47925_0384.N1	30-APR-2011 11:13:47	Bright	38.500	111	8Eta Boo	2.6800	6000.0	77	47925	No
120	GOM_NL__2PRFIN20110430_111728_000000443102_00066_47925_0385.N1	30-APR-2011 11:17:28	Bright	44.000	83		2.3780	11000.	88	47925	No
121	GOM_NL__2PRFIN20110430_112027_000000403102_00066_47925_0386.N1	30-APR-2011 11:20:27	Bright	40.000	180	27Gam Boo	3.0400	8000.0	80	47925	No
122	GOM_NL__2PRFIN20110430_112242_000000413102_00066_47925_0387.N1	30-APR-2011 11:22:42	Bright	40.500	39	85Eta UMa	1.8540	24000.	81	47925	No
123	GOM_NL__2PRFIN20110430_112959_000000443102_00066_47925_0388.N1	30-APR-2011 11:29:59	Bright	43.500	119	14Eta Dra	2.7270	4700.0	87	47925	No
124	GOM_NL__2PRFIN20110430_114015_000000433102_00066_47925_0389.N1	30-APR-2011 11:40:15	Bright	43.000	89	5Alp Cep	2.4510	8000.0	86	47925	No
125	GOM_NL__2PRFIN20110430_114523_000000363102_00066_47925_0390.N1	30-APR-2011 11:45:23	Twilight	36.000	19	50Alp Cyg	1.2460	10500.	72	47925	No
126	GOM_NL__2PRFIN20110430_115133_000000453102_00066_47925_0391.N1	30-APR-2011 11:51:33	Bright	44.500	164	44Eta Peg	2.9480	5400.0	89	47925	No
127	GOM_NL__2PRFIN20110430_115558_000000443102_00066_47925_0392.N1	30-APR-2011 11:55:58	Twilight	44.000	90	54Alp Peg	2.4870	11000.	88	47925	No
128	GOM_NL__2PRFIN20110430_120013_000000633102_00066_47925_0393.N1	30-APR-2011 12:00:13	Dark	63.000	61	8Eps Peg	2.1000	3900.0	126	47925	No
129	GOM_NL__2PRFIN20110430_120240_000000543102_00066_47925_0394.N1	30-APR-2011 12:02:40	Dark	54.000	162	34Alp Aqr	2.9440	5350.0	108	47925	No
130	GOM_NL__2PRFIN20110430_120622_000000613102_00066_47925_0395.N1	30-APR-2011 12:06:22	Dark	60.500	154	22Bet Aqr	2.8990	5700.0	121	47925	No
131	GOM_NL__2PRFIN20110430_121258_000000433102_00066_47925_0396.N1	30-APR-2011 12:12:58	Dark	42.500	172	Gam Gru	3.0030	13100.	85	47925	No
132	GOM_NL__2PRFIN20110430_122730_000000503102_00067_47926_0406.N1	30-APR-2011 12:27:30	Straylight	50.000	141	Bet Ara	2.8400	4600.0	100	47926	No
133	GOM_NL__2PRFIN20110430_122921_000000563102_00067_47926_0407.N1	30-APR-2011 12:29:21	Straylight	56.000	40	The Sco	1.8590	7100.0	112	47926	No
134	GOM_NL__2PRFIN20110430_123105_000000603102_00067_47926_0408.N1	30-APR-2011 12:31:05	Straylight	60.000	25	35Lam Sco	1.6200	28000.	120	47926	No
135	GOM_NL__2PRFIN20110430_123412_000000643102_00067_47926_0409.N1	30-APR-2011 12:34:12	Straylight	63.500	75	26Eps Sco	2.2910	4250.0	127	47926	No
136	GOM_NL__2PRFIN20110430_123756_000000713102_00067_47926_0410.N1	30-APR-2011 12:37:56	Twilight	71.000	16	21Alp Sco	1.0200	3000.0	142	47926	No
137	GOM_NL__2PRFIN20110430_124010_000000653102_00067_47926_0411.N1	30-APR-2011 12:40:10	Twilight	65.000	80	7Del Sco	2.3160	30000.	130	47926	No
138	GOM_NL__2PRFIN20110430_124320_000000443102_00067_47926_0412.N1	30-APR-2011 12:43:20	Bright	44.000	122	9Alp2Lib	2.7470	9700.0	88	47926	No
139	GOM_NL__2PRFIN20110430_124537_000000503102_00067_47926_0413.N1	30-APR-2011 12:45:37	Bright	49.500	104	27Bet Lib	2.6140	13100.	99	47926	No
140	GOM_NL__2PRFIN20110430_125401_000000383102_00067_47926_0414.N1	30-APR-2011 12:54:01	Bright	38.000	111	8Eta Boo	2.6800	6000.0	76	47926	No
141	GOM_NL__2PRFIN20110430_125741_000000443102_00067_47926_0415.N1	30-APR-2011 12:57:41	Bright	44.000	83		2.3780	11000.	88	47926	No
142	GOM_NL__2PRFIN20110430_130041_000000423102_00067_47926_0416.N1	30-APR-2011 13:00:41	Bright	41.500	180	27Gam Boo	3.0400	8000.0	83	47926	No
143	GOM_NL__2PRFIN20110430_130256_000000383102_00067_47926_0417.N1	30-APR-2011 13:02:56	Bright	38.000	39	85Eta UMa	1.8540	24000.	76	47926	No
144	GOM_NL__2PRFIN20110430_131012_000000463102_00067_47926_0418.N1	30-APR-2011 13:10:12	Bright	45.500	119	14Eta Dra	2.7270	4700.0	91	47926	No
145	GOM_NL__2PRFIN20110430_132029_000000423102_00067_47926_0419.N1	30-APR-2011 13:20:29	Bright	42.000	89	5Alp Cep	2.4510	8000.0	84	47926	No
146	GOM_NL__2PRFIN20110430_132537_000000313102_00067_47926_0420.N1	30-APR-2011 13:25:37	Twilight	31.000	19	50Alp Cyg	1.2460	10500.	62	47926	No
147	GOM_NL__2PRFIN20110430_133147_000000443102_00067_47926_0421.N1	30-APR-2011 13:31:47	Bright	43.500	164	44Eta Peg	2.9480	5400.0	87	47926	No
148	GOM_NL__2PRFIN20110430_133613_000000463102_00067_47926_0422.N1	30-APR-2011 13:36:13	Twilight	45.500	90	54Alp Peg	2.4870	11000.	91	47926	No
149	GOM_NL__2PRFIN20110430_134028_000000643102_00067_47926_0423.N1	30-APR-2011 13:40:28	Dark	63.500	61	8Eps Peg	2.1000	3900.0	127	47926	No
150	GOM_NL__2PRFIN20110430_134255_000000523102_00067_47926_0424.N1	30-APR-2011 13:42:55	Dark	51.500	162	34Alp Aqr	2.9440	5350.0	103	47926	No
151	GOM_NL__2PRFIN20110430_134637_000000653102_00067_47926_0425.N1	30-APR-2011 13:46:37	Dark	65.000	154	22Bet Aqr	2.8990	5700.0	130	47926	No
152	GOM_NL__2PRFIN20110430_135313_000000433102_00067_47926_0426.N1	30-APR-2011 13:53:13	Dark	43.000	172	Gam Gru	3.0030	13100.	86	47926	No
153	GOM_NL__2PRFIN20110430_140745_000000433102_00068_47927_0438.N1	30-APR-2011 14:07:45	Straylight	42.500	141	Bet Ara	2.8400	4600.0	85	47927	No
154	GOM_NL__2PRFIN20110430_140935_000000563102_00068_47927_0439.N1	30-APR-2011 14:09:35	Straylight	55.500	40	The Sco	1.8590	7100.0	111	47927	No
155	GOM_NL__2PRFIN20110430_141120_000000623102_00068_47927_0440.N1	30-APR-2011 14:11:20	Straylight	61.500	25	35Lam Sco	1.6200	28000.	123	47927	No
156	GOM_NL__2PRFIN20110430_141426_000000613102_00068_47927_0441.N1	30-APR-2011 14:14:26	Straylight	60.500	75	26Eps Sco	2.2910	4250.0	121	47927	No
157	GOM_NL__2PRFIN20110430_141810_000000793102_00068_47927_0442.N1	30-APR-2011 14:18:10	Twilight	79.000	16	21Alp Sco	1.0200	3000.0	158	47927	No
158	GOM_NL__2PRFIN20110430_142025_000000613102_00068_47927_0443.N1	30-APR-2011 14:20:25	Twilight	60.500	80	7Del Sco	2.3160	30000.	121	47927	No
159	GOM_NL__2PRFIN20110430_142334_000000443102_00068_47927_0444.N1	30-APR-2011 14:23:34	Bright	43.500	122	9Alp2Lib	2.7470	9700.0	87	47927	No
160	GOM_NL__2PRFIN20110430_142551_000000493102_00068_47927_0445.N1	30-APR-2011 14:25:51	Bright	48.500	104	27Bet Lib	2.6140	13100.	97	47927	No

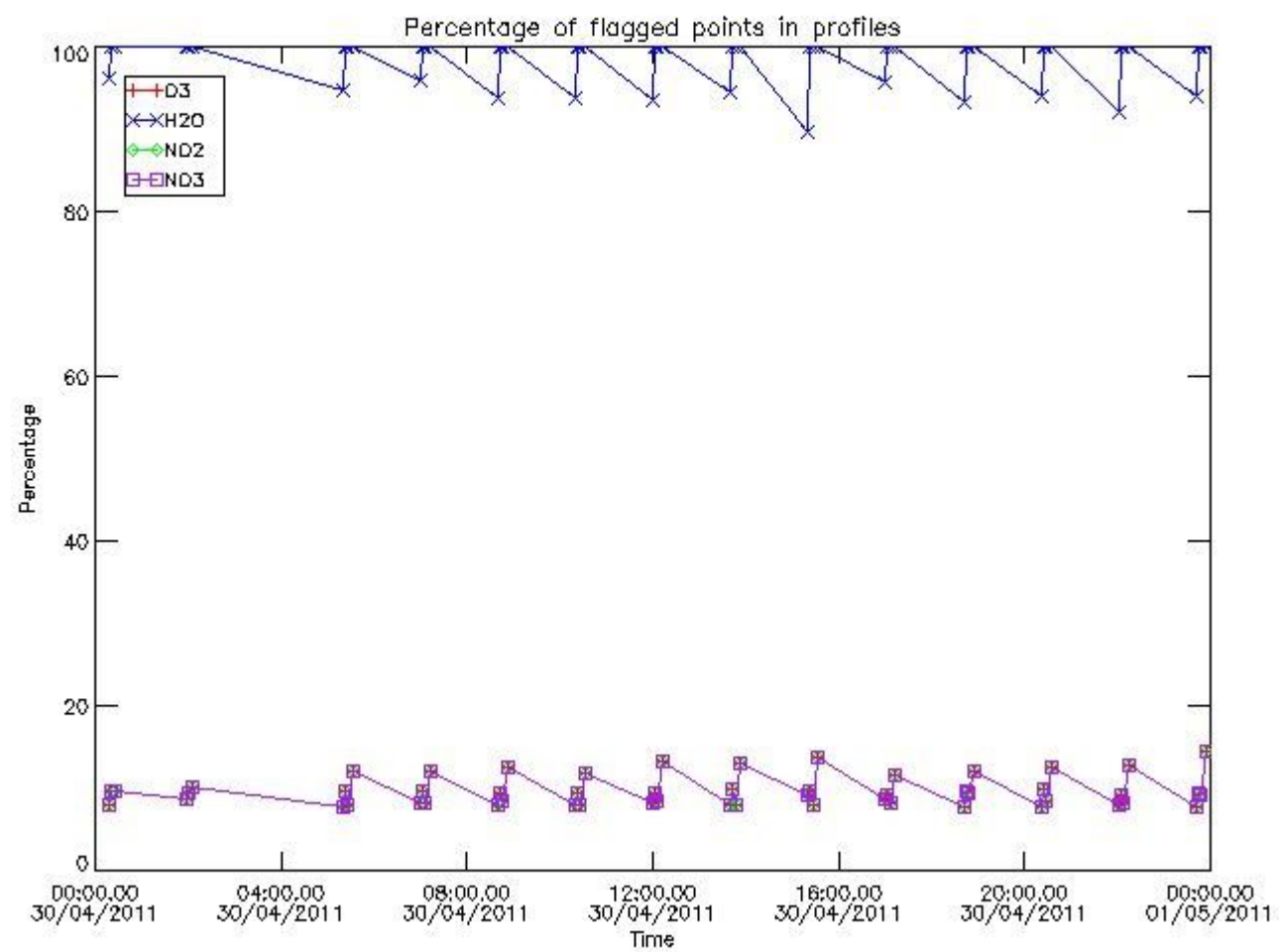
161	GOM_NL__2PRFIN20110430_143415_000000573102_00068_47927_0446.N1	30-APR-2011 14:34:15	Bright	57.000	111	8Eta Boo	2.6800	6000.0	114	47927	No
162	GOM_NL__2PRFIN20110430_143754_000000473102_00068_47927_0447.N1	30-APR-2011 14:37:54	Bright	47.000	83		2.3780	11000.	94	47927	No
163	GOM_NL__2PRFIN20110430_144054_000000443102_00068_47927_0448.N1	30-APR-2011 14:40:54	Bright	44.000	180	27Gam Boo	3.0400	8000.0	88	47927	No
164	GOM_NL__2PRFIN20110430_144309_000000403102_00068_47927_0449.N1	30-APR-2011 14:43:09	Bright	39.500	39	85Eta UMa	1.8540	24000.	79	47927	No
165	GOM_NL__2PRFIN20110430_145026_000000453102_00068_47927_0450.N1	30-APR-2011 14:50:26	Bright	44.500	119	14Eta Dra	2.7270	4700.0	89	47927	No
166	GOM_NL__2PRFIN20110430_150042_000000583102_00068_47927_0451.N1	30-APR-2011 15:00:42	Bright	57.500	89	5Alp Cep	2.4510	8000.0	115	47927	No
167	GOM_NL__2PRFIN20110430_150550_000000313102_00068_47927_0452.N1	30-APR-2011 15:05:50	Twilight	31.000	19	50Alp Cyg	1.2460	10500.	62	47927	No
168	GOM_NL__2PRFIN20110430_151201_000000463102_00068_47927_0453.N1	30-APR-2011 15:12:01	Bright	45.500	164	44Eta Peg	2.9480	5400.0	91	47927	No
169	GOM_NL__2PRFIN20110430_151627_000000453102_00068_47927_0454.N1	30-APR-2011 15:16:27	Twilight	45.000	90	54Alp Peg	2.4870	11000.	90	47927	No
170	GOM_NL__2PRFIN20110430_152043_000000733102_00068_47927_0455.N1	30-APR-2011 15:20:43	Dark	73.000	61	8Eps Peg	2.1000	3900.0	146	47927	No
171	GOM_NL__2PRFIN20110430_152309_000000533102_00068_47927_0456.N1	30-APR-2011 15:23:09	Dark	53.000	162	34Alp Aqr	2.9440	5350.0	106	47927	No
172	GOM_NL__2PRFIN20110430_152652_000000643102_00068_47927_0457.N1	30-APR-2011 15:26:52	Dark	64.000	154	22Bet Aqr	2.8990	5700.0	128	47927	No
173	GOM_NL__2PRFIN20110430_153328_000000413102_00068_47927_0458.N1	30-APR-2011 15:33:28	Dark	41.000	172	Gam Gru	3.0030	13100.	82	47927	No
174	GOM_NL__2PRFIN20110430_154759_000000453102_00069_47928_0487.N1	30-APR-2011 15:47:59	Straylight	44.500	141	Bet Ara	2.8400	4600.0	89	47928	No
175	GOM_NL__2PRFIN20110430_154950_000000573102_00069_47928_0488.N1	30-APR-2011 15:49:50	Straylight	57.000	40	The Sco	1.8590	7100.0	114	47928	No
176	GOM_NL__2PRFIN20110430_155135_000000553102_00069_47928_0489.N1	30-APR-2011 15:51:35	Straylight	54.500	25	35Lam Sco	1.6200	28000.	109	47928	No
177	GOM_NL__2PRFIN20110430_155441_000000683102_00069_47928_0490.N1	30-APR-2011 15:54:41	Straylight	68.000	75	26Eps Sco	2.2910	4250.0	136	47928	No
178	GOM_NL__2PRFIN20110430_155824_000000713102_00069_47928_0491.N1	30-APR-2011 15:58:24	Twilight	71.000	16	21Alp Sco	1.0200	3000.0	142	47928	No
179	GOM_NL__2PRFIN20110430_160039_000000623102_00069_47928_0492.N1	30-APR-2011 16:00:39	Twilight	61.500	80	7Del Sco	2.3160	30000.	123	47928	No
180	GOM_NL__2PRFIN20110430_160349_000000443102_00069_47928_0493.N1	30-APR-2011 16:03:49	Bright	43.500	122	9Alp2Lib	2.7470	9700.0	87	47928	No
181	GOM_NL__2PRFIN20110430_160604_000000493102_00069_47928_0494.N1	30-APR-2011 16:06:04	Bright	48.500	104	27Bet Lib	2.6140	13100.	97	47928	No
182	GOM_NL__2PRFIN20110430_161428_000000393102_00069_47928_0495.N1	30-APR-2011 16:14:28	Bright	38.500	111	8Eta Boo	2.6800	6000.0	77	47928	No
183	GOM_NL__2PRFIN20110430_161808_000000473102_00069_47928_0496.N1	30-APR-2011 16:18:08	Bright	46.500	83		2.3780	11000.	93	47928	No
184	GOM_NL__2PRFIN20110430_162108_000000543102_00069_47928_0497.N1	30-APR-2011 16:21:08	Bright	53.500	180	27Gam Boo	3.0400	8000.0	107	47928	No
185	GOM_NL__2PRFIN20110430_162323_000000383102_00069_47928_0498.N1	30-APR-2011 16:23:23	Bright	38.000	39	85Eta UMa	1.8540	24000.	76	47928	No
186	GOM_NL__2PRFIN20110430_163039_000000453102_00069_47928_0499.N1	30-APR-2011 16:30:39	Bright	45.000	119	14Eta Dra	2.7270	4700.0	90	47928	No
187	GOM_NL__2PRFIN20110430_164056_000000433102_00069_47928_0500.N1	30-APR-2011 16:40:56	Bright	43.000	89	5Alp Cep	2.4510	8000.0	86	47928	No
188	GOM_NL__2PRFIN20110430_164604_000000263102_00069_47928_0501.N1	30-APR-2011 16:46:04	Twilight	26.000	19	50Alp Cyg	1.2460	10500.	52	47928	No
189	GOM_NL__2PRFIN20110430_165215_000000473102_00069_47928_0502.N1	30-APR-2011 16:52:15	Bright	46.500	164	44Eta Peg	2.9480	5400.0	93	47928	No
190	GOM_NL__2PRFIN20110430_165641_000000453102_00069_47928_0503.N1	30-APR-2011 16:56:41	Twilight	44.500	90	54Alp Peg	2.4870	11000.	89	47928	No
191	GOM_NL__2PRFIN20110430_170058_000000713102_00069_47928_0504.N1	30-APR-2011 17:00:58	Dark	70.500	61	8Eps Peg	2.1000	3900.0	141	47928	No
192	GOM_NL__2PRFIN20110430_170324_000000563102_00069_47928_0505.N1	30-APR-2011 17:03:24	Dark	56.000	162	34Alp Aqr	2.9440	5350.0	112	47928	No
193	GOM_NL__2PRFIN20110430_170707_000000623102_00069_47928_0506.N1	30-APR-2011 17:07:07	Dark	61.500	154	22Bet Aqr	2.8990	5700.0	123	47928	No
194	GOM_NL__2PRFIN20110430_171342_000000443102_00069_47928_0507.N1	30-APR-2011 17:13:42	Dark	44.000	172	Gam Gru	3.0030	13100.	88	47928	No
195	GOM_NL__2PRFIN20110430_172814_000000443102_00070_47929_0522.N1	30-APR-2011 17:28:14	Straylight	44.000	141	Bet Ara	2.8400	4600.0	88	47929	No
196	GOM_NL__2PRFIN20110430_173005_000000603102_00070_47929_0523.N1	30-APR-2011 17:30:05	Straylight	59.500	40	The Sco	1.8590	7100.0	119	47929	No
197	GOM_NL__2PRFIN20110430_173150_000000613102_00070_47929_0524.N1	30-APR-2011 17:31:50	Straylight	60.500	25	35Lam Sco	1.6200	28000.	121	47929	No
198	GOM_NL__2PRFIN20110430_173456_000000643102_00070_47929_0525.N1	30-APR-2011 17:34:56	Straylight	64.000	75	26Eps Sco	2.2910	4250.0	128	47929	No
199	GOM_NL__2PRFIN20110430_173839_000000703102_00070_47929_0526.N1	30-APR-2011 17:38:39	Twilight	70.000	16	21Alp Sco	1.0200	3000.0	140	47929	No
200	GOM_NL__2PRFIN20110430_174053_000000653102_00070_47929_0527.N1	30-APR-2011 17:40:53	Twilight	65.000	80	7Del Sco	2.3160	30000.	130	47929	No
201	GOM_NL__2PRFIN20110430_174402_000000453102_00070_47929_0528.N1	30-APR-2011 17:44:02	Bright	44.500	122	9Alp2Lib	2.7470	9700.0	89	47929	No
202	GOM_NL__2PRFIN20110430_174618_000000493102_00070_47929_0529.N1	30-APR-2011 17:46:18	Bright	48.500	104	27Bet Lib	2.6140	13100.	97	47929	No
203	GOM_NL__2PRFIN20110430_175442_000000393102_00070_47929_0530.N1	30-APR-2011 17:54:42	Bright	38.500	111	8Eta Boo	2.6800	6000.0	77	47929	No
204	GOM_NL__2PRFIN20110430_175821_000000463102_00070_47929_0531.N1	30-APR-2011 17:58:21	Bright	45.500	83		2.3780	11000.	91	47929	No
205	GOM_NL__2PRFIN20110430_180122_000000413102_00070_47929_0532.N1	30-APR-2011 18:01:22	Bright	41.000	180	27Gam Boo	3.0400	8000.0	82	47929	No
206	GOM_NL__2PRFIN20110430_180337_000000403102_00070_47929_0533.N1	30-APR-2011 18:03:37	Bright	39.500	39	85Eta UMa	1.8540	24000.	79	47929	No
207	GOM_NL__2PRFIN20110430_181052_000000433102_00070_47929_0534.N1	30-APR-2011 18:10:52	Bright	43.000	119	14Eta Dra	2.7270	4700.0	86	47929	No
208	GOM_NL__2PRFIN20110430_182110_000000403102_00070_47929_0535.N1	30-APR-2011 18:21:10	Bright	39.500	89	5Alp Cep	2.4510	8000.0	79	47929	No
209	GOM_NL__2PRFIN20110430_182618_000000263102_00070_47929_0536.N1	30-APR-2011 18:26:18	Twilight	26.000	19	50Alp Cyg	1.2460	10500.	52	47929	No
210	GOM_NL__2PRFIN20110430_183230_000000463102_00070_47929_0537.N1	30-APR-2011 18:32:30	Bright	45.500	164	44Eta Peg	2.9480	5400.0	91	47929	No
211	GOM_NL__2PRFIN20110430_183655_000000433102_00070_47929_0538.N1	30-APR-2011 18:36:55	Twilight	43.000	90	54Alp Peg	2.4870	11000.	86	47929	No
212	GOM_NL__2PRFIN20110430_184113_000000673102_00070_47929_0539.N1	30-APR-2011 18:41:13	Dark	67.000	61	8Eps Peg	2.1000	3900.0	134	47929	No
213	GOM_NL__2PRFIN20110430_184339_000000533102_00070_47929_0540.N1	30-APR-2011 18:43:39	Dark	53.000	162	34Alp Aqr	2.9440	5350.0	106	47929	No
214	GOM_NL__2PRFIN20110430_184723_000000603102_00070_47929_0541.N1	30-APR-2011 18:47:23	Dark	60.000	154	22Bet Aqr	2.8990	5700.0	120	47929	No
215	GOM_NL__2PRFIN20110430_185357_000000433102_00070_47929_0542.N1	30-APR-2011 18:53:57	Dark	42.500	172	Gam Gru	3.0030	13100.	85	47929	No
216	GOM_NL__2PRFIN20110430_190829_000000423102_00071_47930_0572.N1	30-APR-2011 19:08:29	Straylight	41.500	141	Bet Ara	2.8400	4600.0	83	47930	No
217	GOM_NL__2PRFIN20110430_191020_000000583102_00071_47930_0573.N1	30-APR-2011 19:10:20	Straylight	58.000	40	The Sco	1.8590	7100.0	116	47930	No
218	GOM_NL__2PRFIN20110430_191205_000000643102_00071_47930_0574.N1	30-APR-2011 19:12:05	Straylight	64.000	25	35Lam Sco	1.6200	28000.	128	47930	No
219	GOM_NL__2PRFIN20110430_191511_000000633102_00071_47930_0575.N1	30-APR-2011 19:15:11	Straylight	62.500	75	26Eps Sco	2.2910	4250.0	125	47930	No

220	GOM_NL__2PRFIN20110430_191854_000000813102_00071_47930_0576.N1	30-APR-2011 19:18:54	Twilight	81.000	16	21Alp Sco	1.0200	3000.0	162	47930	No
221	GOM_NL__2PRFIN20110430_192108_000000623102_00071_47930_0577.N1	30-APR-2011 19:21:08	Twilight	62.000	80	7Del Sco	2.3160	30000.	124	47930	No
222	GOM_NL__2PRFIN20110430_192417_000000433102_00071_47930_0578.N1	30-APR-2011 19:24:17	Bright	43.000	122	9Alp2Lib	2.7470	9700.0	86	47930	No
223	GOM_NL__2PRFIN20110430_192632_000000493102_00071_47930_0579.N1	30-APR-2011 19:26:32	Bright	49.000	104	27Bet Lib	2.6140	13100.	98	47930	No
224	GOM_NL__2PRFIN20110430_193456_000000573102_00071_47930_0580.N1	30-APR-2011 19:34:56	Bright	57.000	111	8Eta Boo	2.6800	6000.0	114	47930	No
225	GOM_NL__2PRFIN20110430_193835_000000483102_00071_47930_0581.N1	30-APR-2011 19:38:35	Bright	47.500	83		2.3780	11000.	95	47930	No
226	GOM_NL__2PRFIN20110430_194135_000000613102_00071_47930_0582.N1	30-APR-2011 19:41:35	Bright	60.500	180	27Gam Boo	3.0400	8000.0	121	47930	No
227	GOM_NL__2PRFIN20110430_194351_000000393102_00071_47930_0583.N1	30-APR-2011 19:43:51	Bright	38.500	39	85Eta UMa	1.8540	24000.	77	47930	No
228	GOM_NL__2PRFIN20110430_195106_000000433102_00071_47930_0584.N1	30-APR-2011 19:51:06	Bright	43.000	119	14Eta Dra	2.7270	4700.0	86	47930	No
229	GOM_NL__2PRFIN20110430_200124_000000433102_00071_47930_0585.N1	30-APR-2011 20:01:24	Bright	42.500	89	5Alp Cep	2.4510	8000.0	85	47930	No
230	GOM_NL__2PRFIN20110430_201244_000000463102_00071_47930_0586.N1	30-APR-2011 20:12:44	Bright	46.000	164	44Eta Peg	2.9480	5400.0	92	47930	No
231	GOM_NL__2PRFIN20110430_201710_000000463102_00071_47930_0587.N1	30-APR-2011 20:17:10	Twilight	45.500	90	54Alp Peg	2.4870	11000.	91	47930	No
232	GOM_NL__2PRFIN20110430_202128_000000663102_00071_47930_0588.N1	30-APR-2011 20:21:28	Dark	66.000	61	8Eps Peg	2.1000	3900.0	132	47930	No
233	GOM_NL__2PRFIN20110430_202354_000000523102_00071_47930_0589.N1	30-APR-2011 20:23:54	Dark	52.000	162	34Alp Aqr	2.9440	5350.0	104	47930	No
234	GOM_NL__2PRFIN20110430_202738_000000613102_00071_47930_0590.N1	30-APR-2011 20:27:38	Dark	60.500	154	22Bet Aqr	2.8990	5700.0	121	47930	No
235	GOM_NL__2PRFIN20110430_203412_000000413102_00071_47930_0591.N1	30-APR-2011 20:34:12	Dark	41.000	172	Gam Gru	3.0030	13100.	82	47930	No
236	GOM_NL__2PRFIN20110430_204843_000000433102_00072_47931_0601.N1	30-APR-2011 20:48:43	Straylight	42.500	141	Bet Ara	2.8400	4600.0	85	47931	No
237	GOM_NL__2PRFIN20110430_205035_000000583102_00072_47931_0602.N1	30-APR-2011 20:50:35	Straylight	57.500	40	The Sco	1.8590	7100.0	115	47931	No
238	GOM_NL__2PRFIN20110430_205220_000000573102_00072_47931_0603.N1	30-APR-2011 20:52:20	Straylight	56.500	25	35Lam Sco	1.6200	28000.	113	47931	No
239	GOM_NL__2PRFIN20110430_205525_000000613102_00072_47931_0604.N1	30-APR-2011 20:55:25	Straylight	60.500	75	26Eps Sco	2.2910	4250.0	121	47931	No
240	GOM_NL__2PRFIN20110430_205908_000000733102_00072_47931_0605.N1	30-APR-2011 20:59:08	Twilight	73.000	16	21Alp Sco	1.0200	3000.0	146	47931	No
241	GOM_NL__2PRFIN20110430_210122_000000643102_00072_47931_0606.N1	30-APR-2011 21:01:22	Twilight	64.000	80	7Del Sco	2.3160	30000.	128	47931	No
242	GOM_NL__2PRFIN20110430_210431_000000443102_00072_47931_0607.N1	30-APR-2011 21:04:31	Bright	44.000	122	9Alp2Lib	2.7470	9700.0	88	47931	No
243	GOM_NL__2PRFIN20110430_210647_000000483102_00072_47931_0608.N1	30-APR-2011 21:06:47	Bright	48.000	104	27Bet Lib	2.6140	13100.	96	47931	No
244	GOM_NL__2PRFIN20110430_211510_000000573102_00072_47931_0609.N1	30-APR-2011 21:15:10	Bright	57.000	111	8Eta Boo	2.6800	6000.0	114	47931	No
245	GOM_NL__2PRFIN20110430_211848_000000433102_00072_47931_0610.N1	30-APR-2011 21:18:48	Bright	42.500	83		2.3780	11000.	85	47931	No
246	GOM_NL__2PRFIN20110430_212149_000000403102_00072_47931_0611.N1	30-APR-2011 21:21:49	Bright	40.000	180	27Gam Boo	3.0400	8000.0	80	47931	No
247	GOM_NL__2PRFIN20110430_212405_000000363102_00072_47931_0612.N1	30-APR-2011 21:24:05	Bright	36.000	39	85Eta UMa	1.8540	24000.	72	47931	No
248	GOM_NL__2PRFIN20110430_213119_000000463102_00072_47931_0613.N1	30-APR-2011 21:31:19	Bright	46.000	119	14Eta Dra	2.7270	4700.0	92	47931	No
249	GOM_NL__2PRFIN20110430_214137_000000423102_00072_47931_0614.N1	30-APR-2011 21:41:37	Bright	41.500	89	5Alp Cep	2.4510	8000.0	83	47931	No
250	GOM_NL__2PRFIN20110430_215258_000000473102_00072_47931_0615.N1	30-APR-2011 21:52:58	Bright	47.000	164	44Eta Peg	2.9480	5400.0	94	47931	No
251	GOM_NL__2PRFIN20110430_215724_000000433102_00072_47931_0616.N1	30-APR-2011 21:57:24	Twilight	43.000	90	54Alp Peg	2.4870	11000.	86	47931	No
252	GOM_NL__2PRFIN20110430_220143_000000643102_00072_47931_0617.N1	30-APR-2011 22:01:43	Dark	64.000	61	8Eps Peg	2.1000	3900.0	128	47931	No
253	GOM_NL__2PRFIN20110430_220409_000000553102_00072_47931_0618.N1	30-APR-2011 22:04:09	Dark	54.500	162	34Alp Aqr	2.9440	5350.0	109	47931	No
254	GOM_NL__2PRFIN20110430_220753_000000633102_00072_47931_0619.N1	30-APR-2011 22:07:53	Dark	62.500	154	22Bet Aqr	2.8990	5700.0	125	47931	No
255	GOM_NL__2PRFIN20110430_221427_000000403102_00072_47931_0620.N1	30-APR-2011 22:14:27	Dark	40.000	172	Gam Gru	3.0030	13100.	80	47931	No
256	GOM_NL__2PRFIN20110430_222858_000000433102_00073_47932_0743.N1	30-APR-2011 22:28:58	Straylight	42.500	141	Bet Ara	2.8400	4600.0	85	47932	No
257	GOM_NL__2PRFIN20110430_223050_000000573102_00073_47932_0744.N1	30-APR-2011 22:30:50	Straylight	56.500	40	The Sco	1.8590	7100.0	113	47932	No
258	GOM_NL__2PRFIN20110430_223235_000000603102_00073_47932_0745.N1	30-APR-2011 22:32:35	Straylight	59.500	25	35Lam Sco	1.6200	28000.	119	47932	No
259	GOM_NL__2PRFIN20110430_223540_000000613102_00073_47932_0746.N1	30-APR-2011 22:35:40	Straylight	61.000	75	26Eps Sco	2.2910	4250.0	122	47932	No
260	GOM_NL__2PRFIN20110430_223923_000000813102_00073_47932_0747.N1	30-APR-2011 22:39:23	Twilight	80.500	16	21Alp Sco	1.0200	3000.0	161	47932	No
261	GOM_NL__2PRFIN20110430_224136_000000633102_00073_47932_0748.N1	30-APR-2011 22:41:36	Twilight	62.500	80	7Del Sco	2.3160	30000.	125	47932	No
262	GOM_NL__2PRFIN20110430_224445_000000443102_00073_47932_0749.N1	30-APR-2011 22:44:45	Bright	44.000	122	9Alp2Lib	2.7470	9700.0	88	47932	No
263	GOM_NL__2PRFIN20110430_224700_000000483102_00073_47932_0750.N1	30-APR-2011 22:47:00	Bright	48.000	104	27Bet Lib	2.6140	13100.	96	47932	No
264	GOM_NL__2PRFIN20110430_225524_000000573102_00073_47932_0751.N1	30-APR-2011 22:55:24	Bright	57.000	111	8Eta Boo	2.6800	6000.0	114	47932	No
265	GOM_NL__2PRFIN20110430_225902_000000473102_00073_47932_0752.N1	30-APR-2011 22:59:02	Bright	46.500	83		2.3780	11000.	93	47932	No
266	GOM_NL__2PRFIN20110430_230202_000000433102_00073_47932_0753.N1	30-APR-2011 23:02:02	Bright	42.500	180	27Gam Boo	3.0400	8000.0	85	47932	No
267	GOM_NL__2PRFIN20110430_230418_000000393102_00073_47932_0754.N1	30-APR-2011 23:04:18	Bright	38.500	39	85Eta UMa	1.8540	24000.	77	47932	No
268	GOM_NL__2PRFIN20110430_231132_000000423102_00073_47932_0755.N1	30-APR-2011 23:11:32	Bright	41.500	119	14Eta Dra	2.7270	4700.0	83	47932	No
269	GOM_NL__2PRFIN20110430_232151_000000513102_00073_47932_0756.N1	30-APR-2011 23:21:51	Bright	50.500	89	5Alp Cep	2.4510	8000.0	101	47932	No
270	GOM_NL__2PRFIN20110430_233312_000000453102_00073_47932_0757.N1	30-APR-2011 23:33:12	Bright	45.000	164	44Eta Peg	2.9480	5400.0	90	47932	No
271	GOM_NL__2PRFIN20110430_233738_000000463102_00073_47932_0758.N1	30-APR-2011 23:37:38	Twilight	46.000	90	54Alp Peg	2.4870	11000.	92	47932	No
272	GOM_NL__2PRFIN20110430_234157_000000663102_00073_47932_0759.N1	30-APR-2011 23:41:57	Dark	66.000	61	8Eps Peg	2.1000	3900.0	132	47932	No
273	GOM_NL__2PRFIN20110430_234424_000000543102_00073_47932_0760.N1	30-APR-2011 23:44:24	Dark	54.000	162	34Alp Aqr	2.9440	5350.0	108	47932	No
274	GOM_NL__2PRFIN20110430_234808_000000613102_00073_47932_0761.N1	30-APR-2011 23:48:08	Dark	60.500	154	22Bet Aqr	2.8990	5700.0	121	47932	No
275	GOM_NL__2PRFIN20110430_235441_000000433102_00073_47932_0762.N1	30-APR-2011 23:54:41	Dark	42.500	172	Gam Gru	3.0030	13100.	85	47932	No

3. Quality information per product

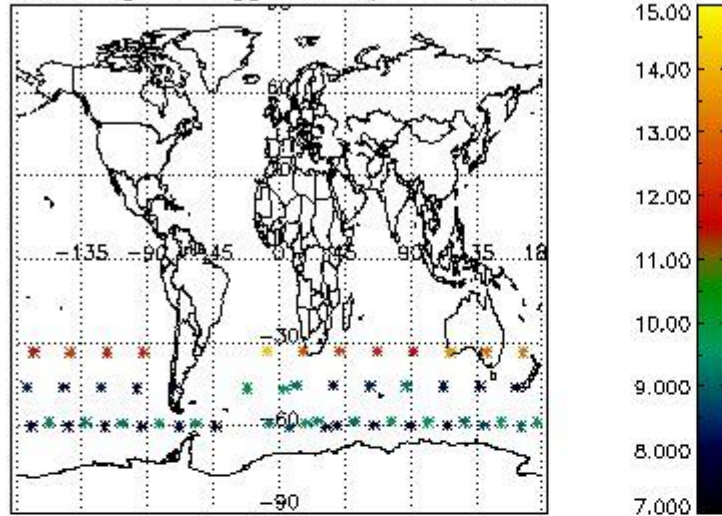
In this section it is plotted some information contained in the Quality Summary data set of the level 2 products. Only products in dark limb conditions and without errors (error flag in the MPH set to "0") are used.

3.1 Plot quality information per product (time dependant)

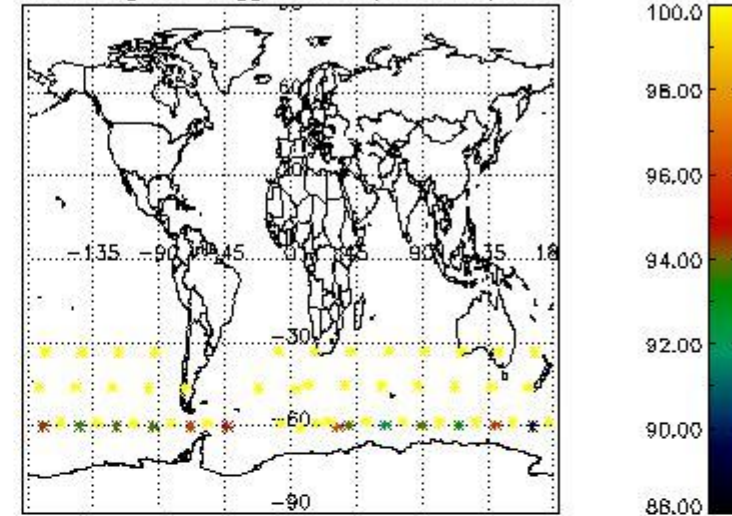


3.2 Plot quality information per product (world map)

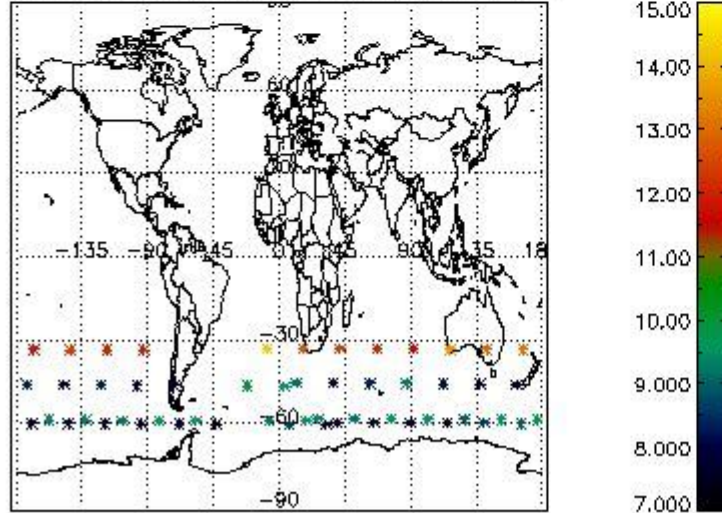
Percentage of flagged data per O3 profile



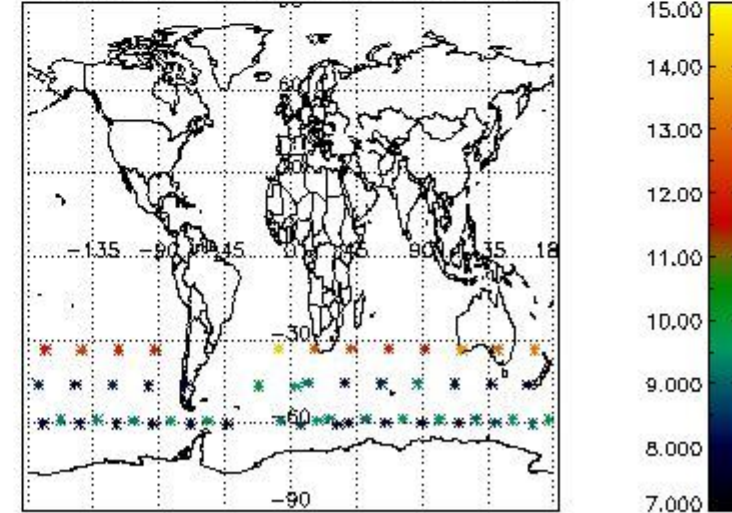
Percentage of flagged data per H2O profile



Percentage of flagged data per NO2 profile



Percentage of flagged data per NO3 profile

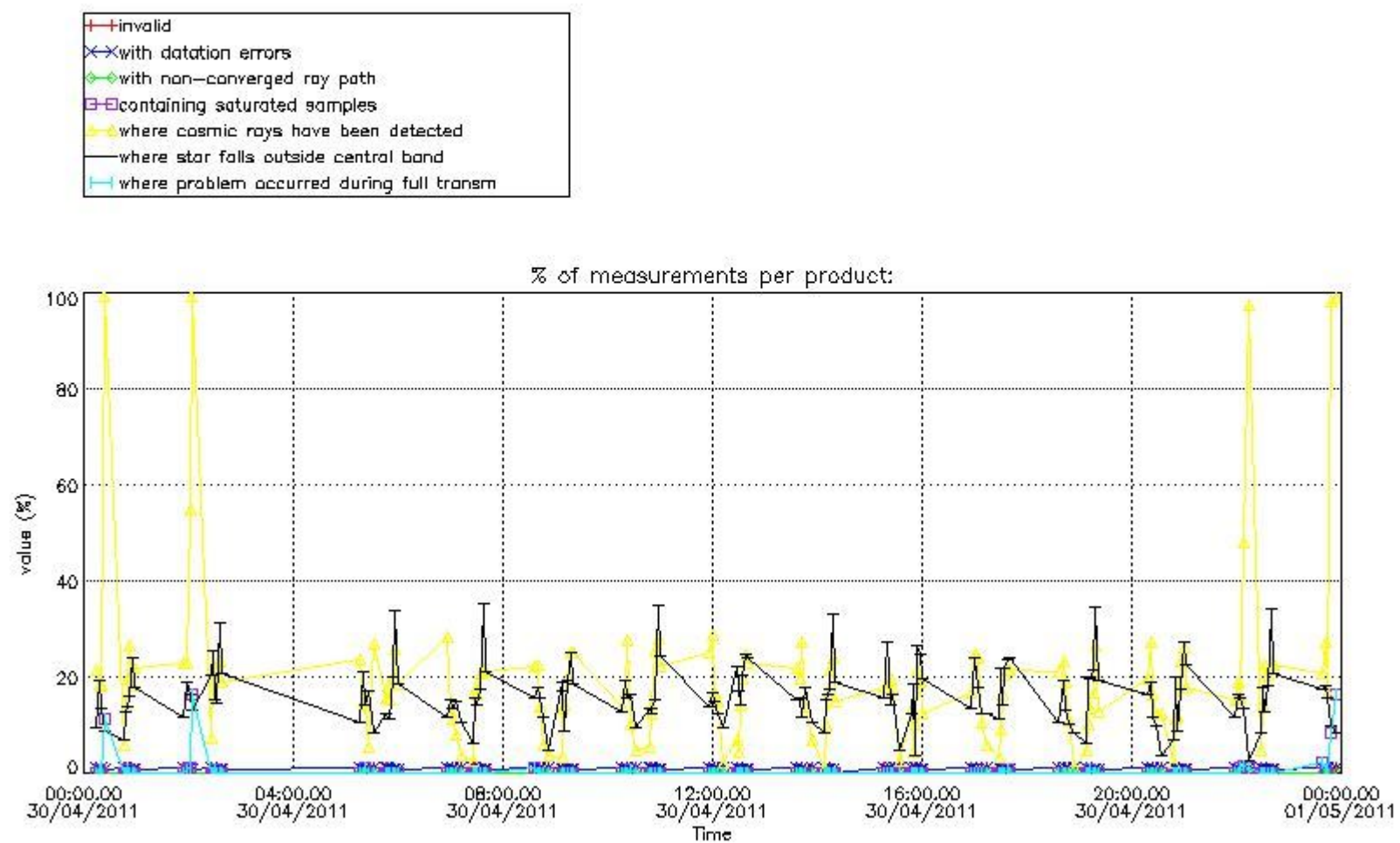


4. Level 1 quality information per product

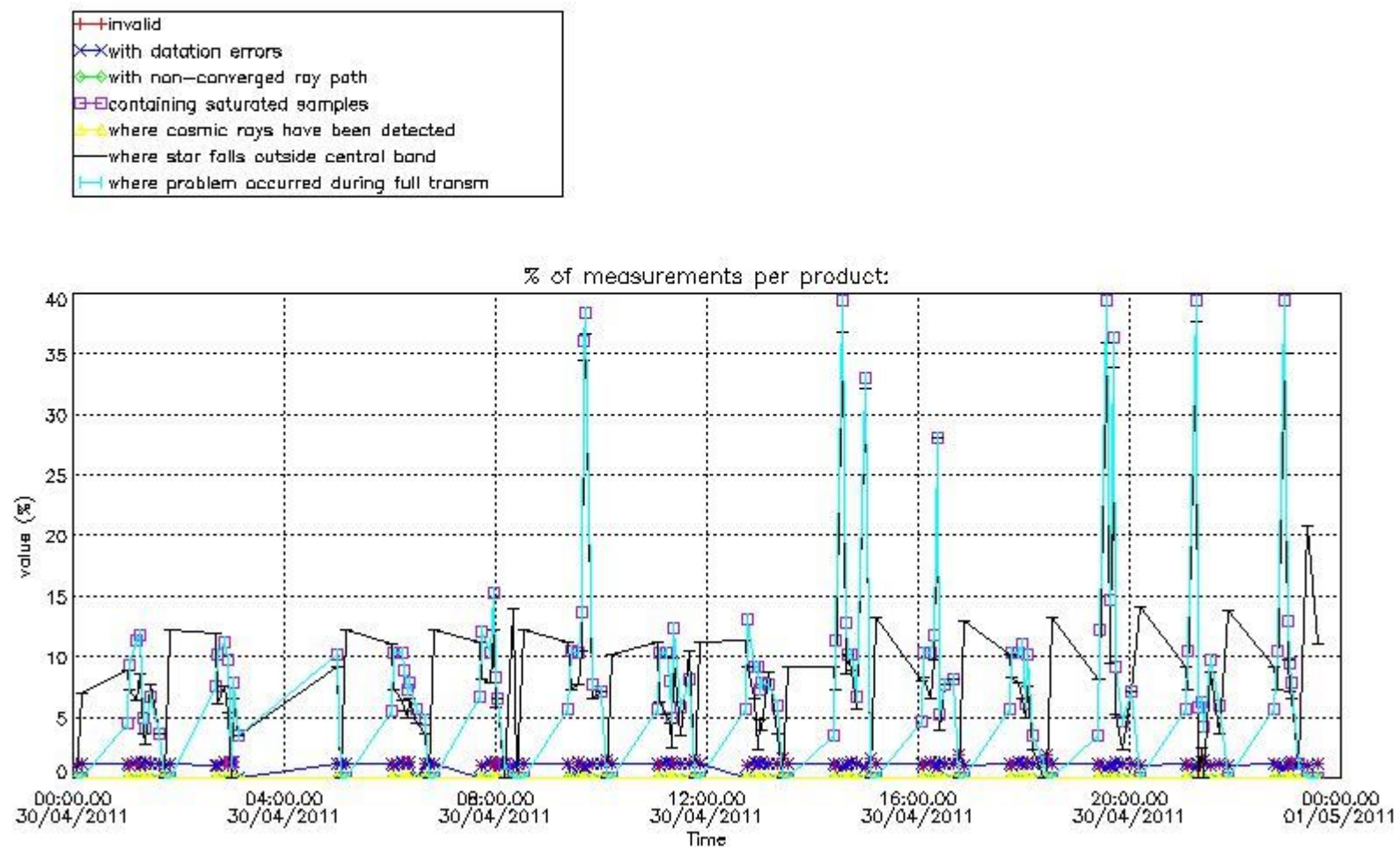
In this section it is plotted some information contained in the Quality Summary data set of the level 2 products that comes from the level 1b processing. Products without errors (error flag in the MPH set to "0") are used.

4.1 Plot quality information per product (time dependant) coming from level 1b processing

4.1.1 Plot level 1 quality information per product (time dependant): ENVISAT ASCENDING passes



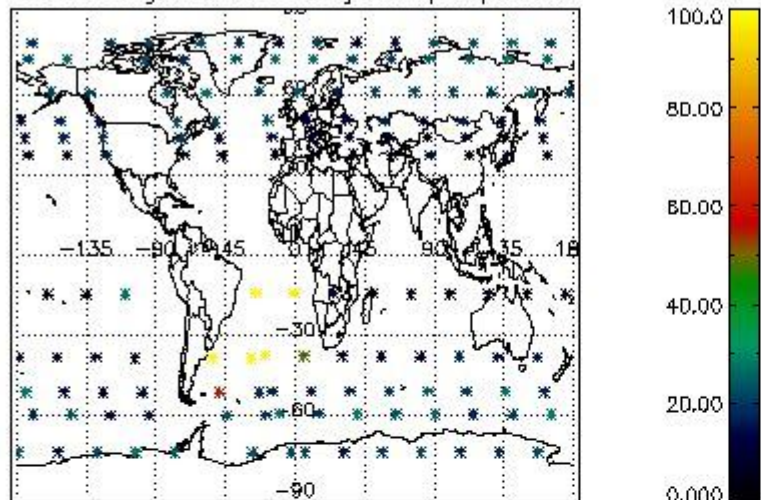
4.1.2 Plot level 1 quality information per product (time dependant): ENVI SAT DESCENDING passes



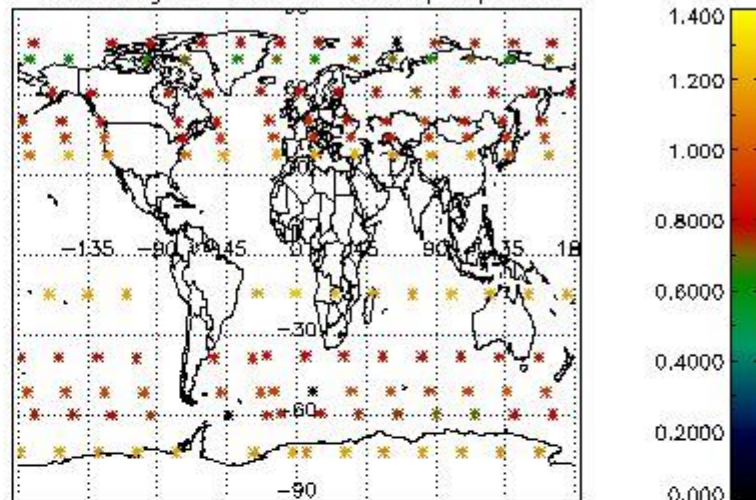
4.2 Plot quality information per product coming from level 1b processing (world map)

4.2.1 Plot level 1 quality information per product (world map): ENVISAT ASCENDING passes

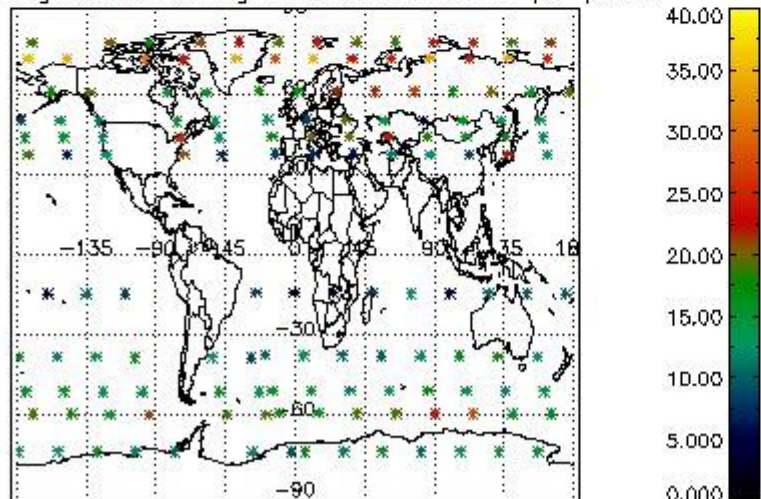
Percentage of cosmic ray hits per profile



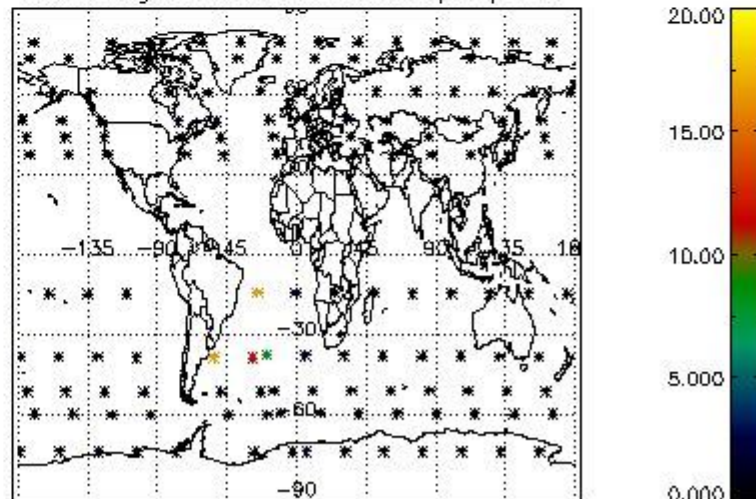
Percentage of datation errors per profile



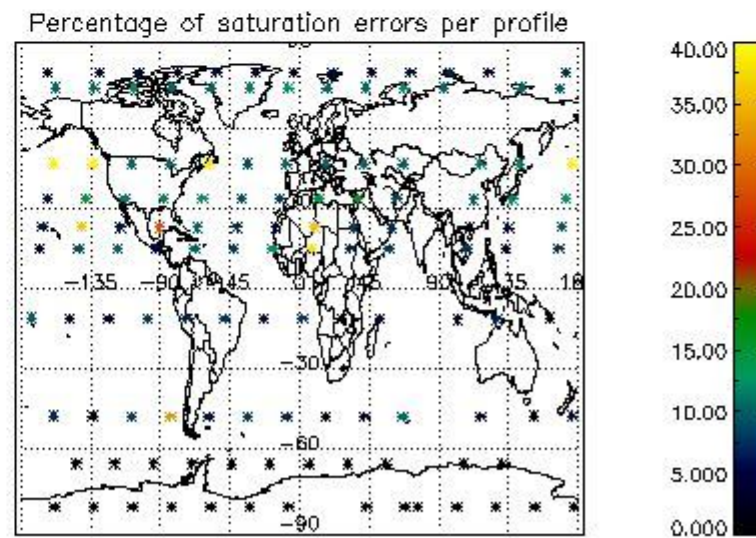
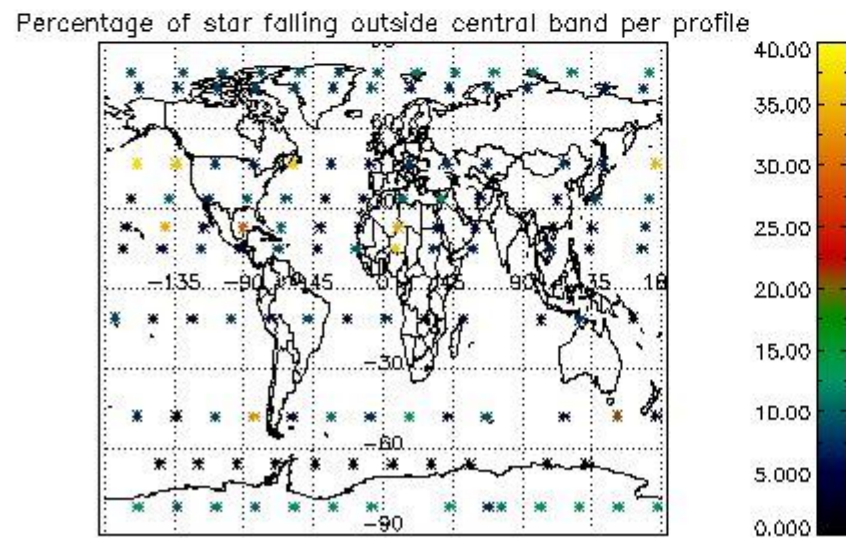
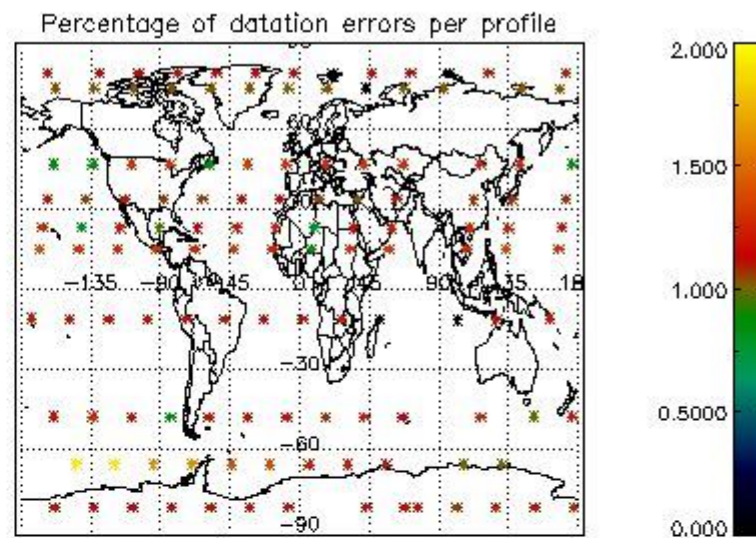
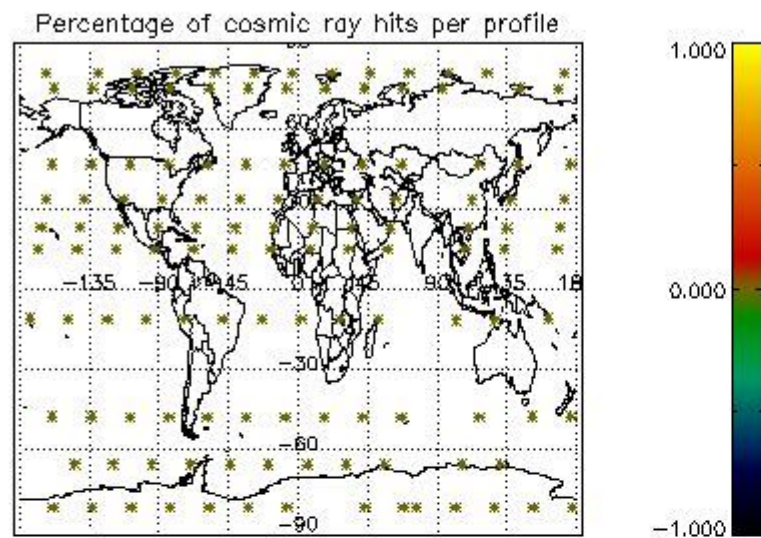
Percentage of star falling outside central band per profile



Percentage of saturation errors per profile



4.2.2 Plot level 1 quality information per product (world map): ENVISAT DESCENDING passes



5. Trace gas profiles

5.1 Ozone statistics based on quality of products

The final quality of the products can be "measured" using the STD (Standard Deviation) attached to every point profile. This information is written to the parameter GOM_NL__2P/NL_LOCAL_SPECIES_DENSITY/o3_std of the level 2 products. The table below shows the statistics for given STD ranges.

The statistics are given with respect to the overall valid production:

- Products without fatal errors: GOM_NL__2P/MPH/PRODUCT_ERR=0
- Valid point profile: GOM_NL__2P/NL_LOCAL_SPECIES_DENSITY/pcd(0)=0

The 'Criteria' is applied to valid points of dark limb products:

- Products in dark limb illumination condition: GOM_NL__2P/NL_SUMMARY_QUALITY/obs_ill_cond=0
- Products without fatal errors: GOM_NL__2P/MPH/PRODUCT_ERR=0
- Valid point profile: GOM_NL__2P/NL_LOCAL_SPECIES_DENSITY/pcd(0)=0

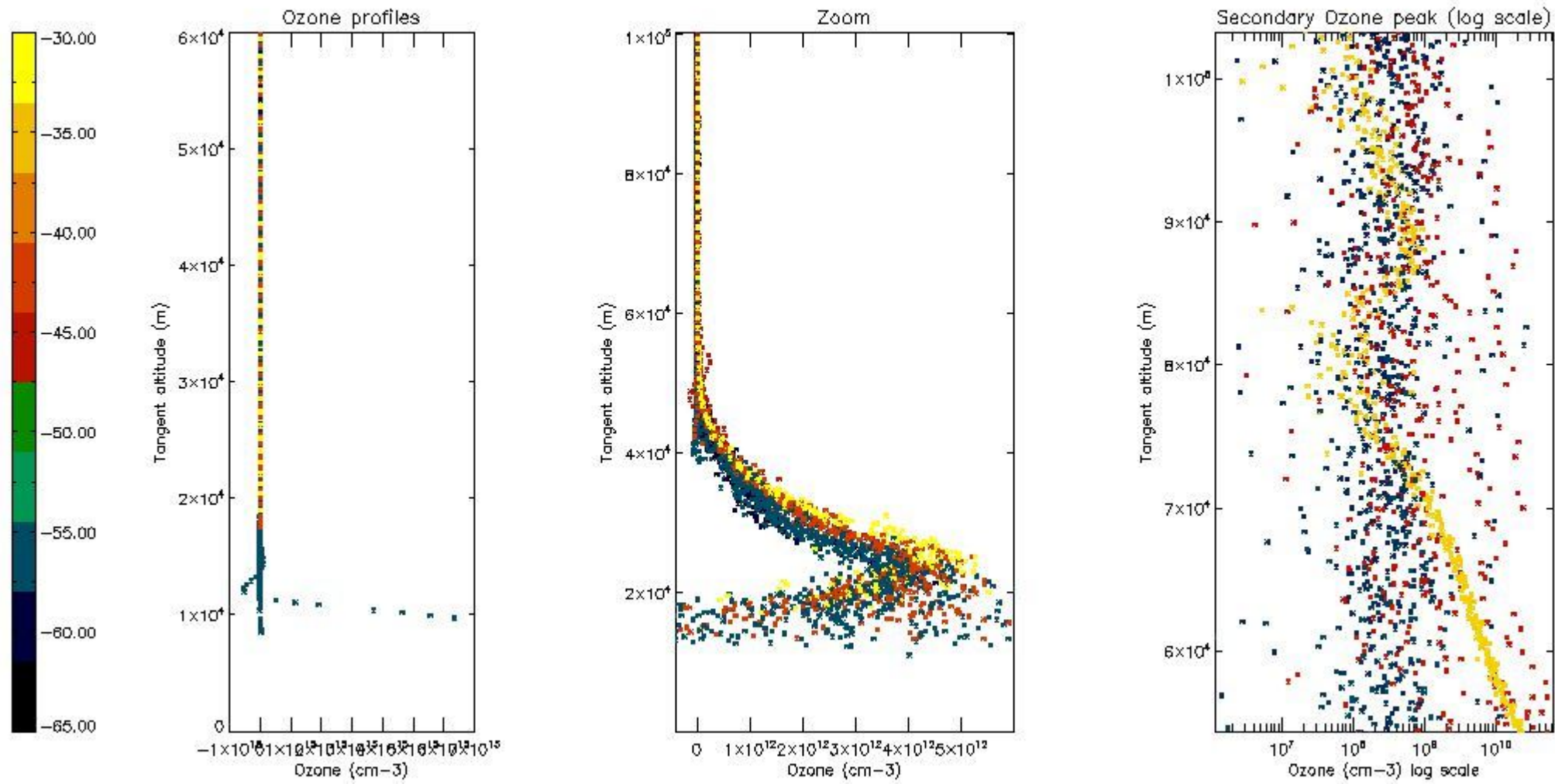
So, the table below shows the percentage of dark limb and valid observations for each criteria with respect to the overall valid daily observations.

Criteria	% of total production
All STD	22
STD < 20	6

STD < 10	2
STD < 5	0

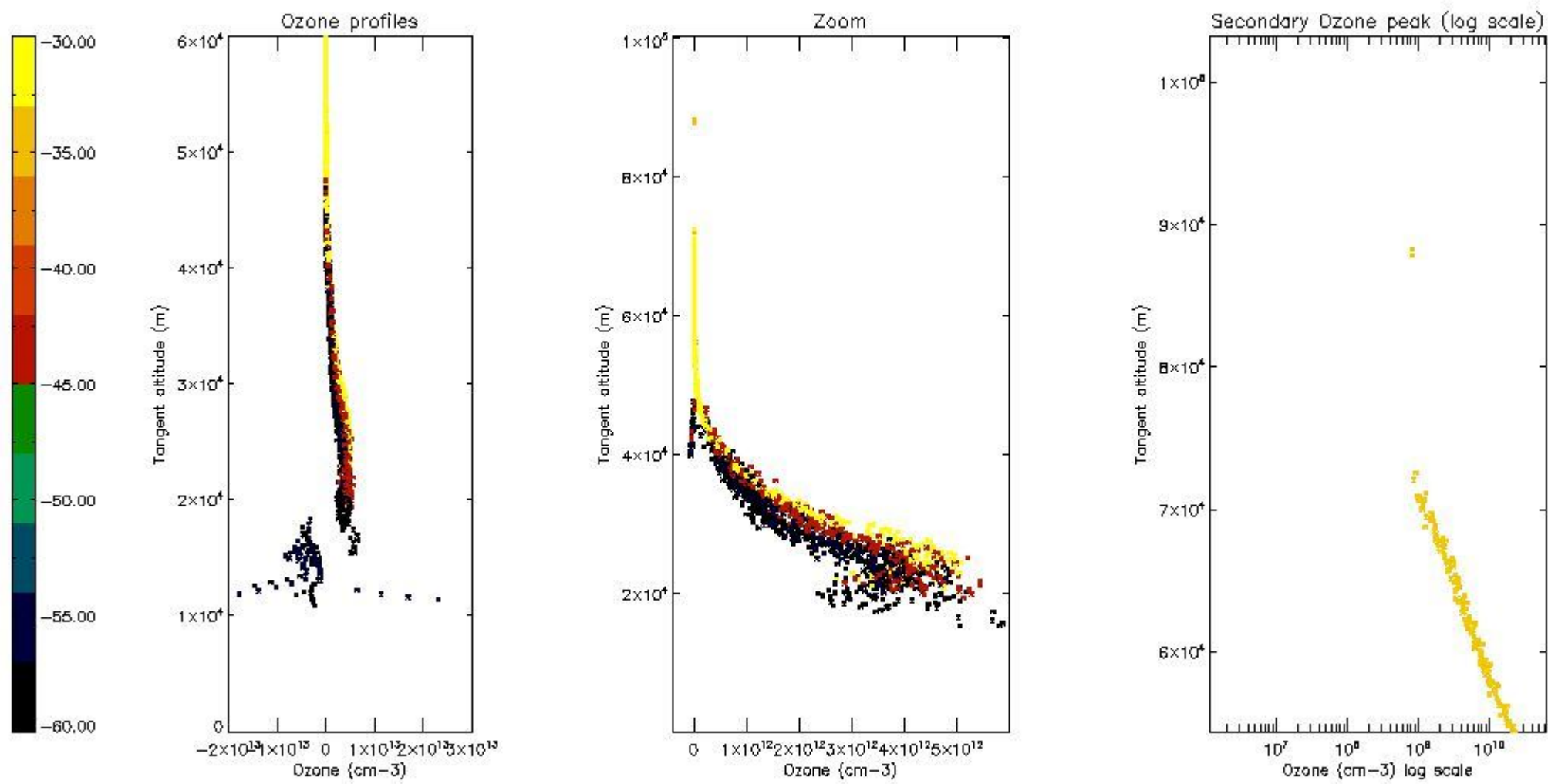
5.2 Plot ozone profiles for all STD (dark without errors)

The colorbar represents the latitude.



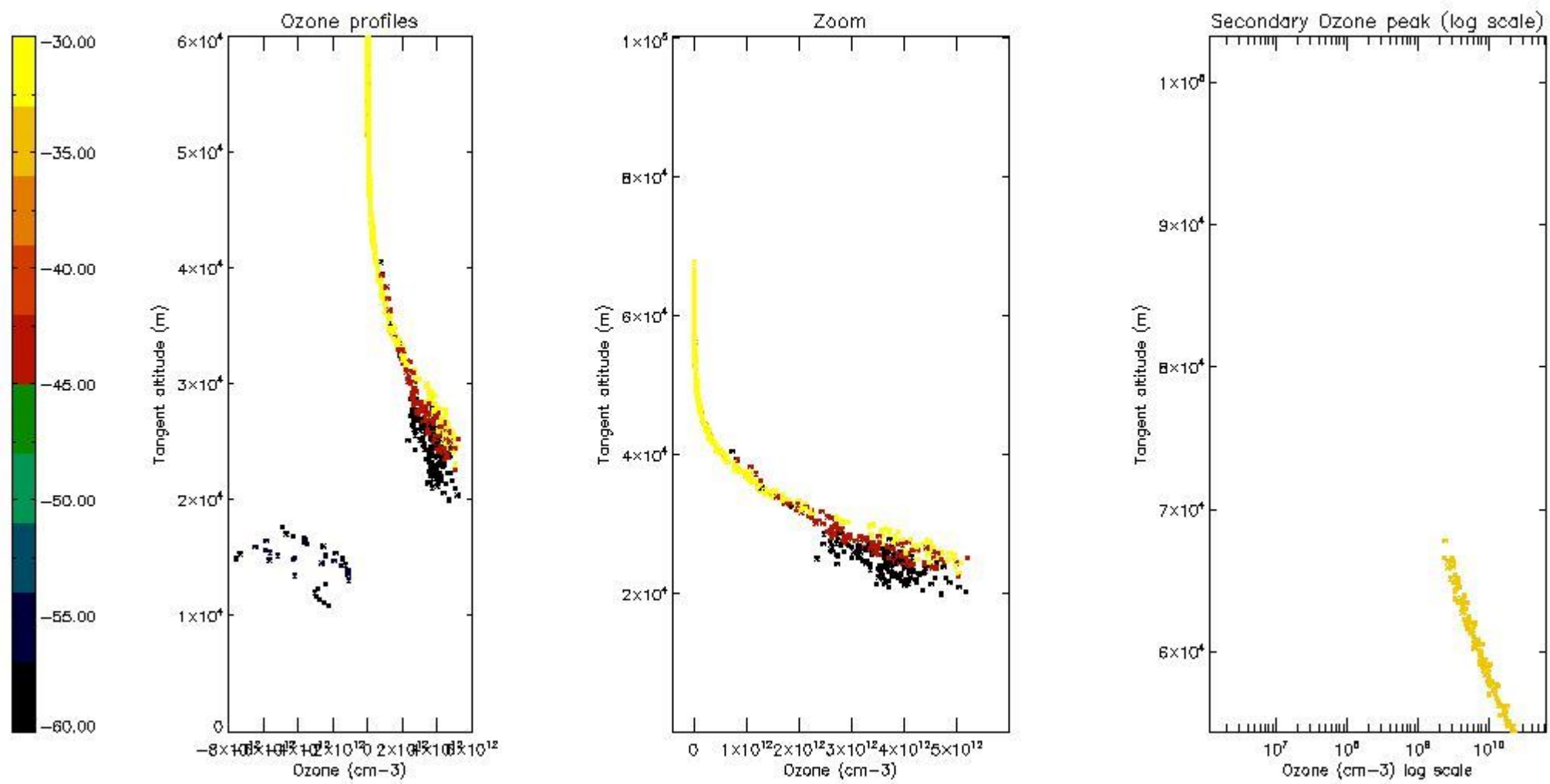
5.3 Plot ozone profiles where STD < 20% (dark without errors)

The colorbar represents the latitude.



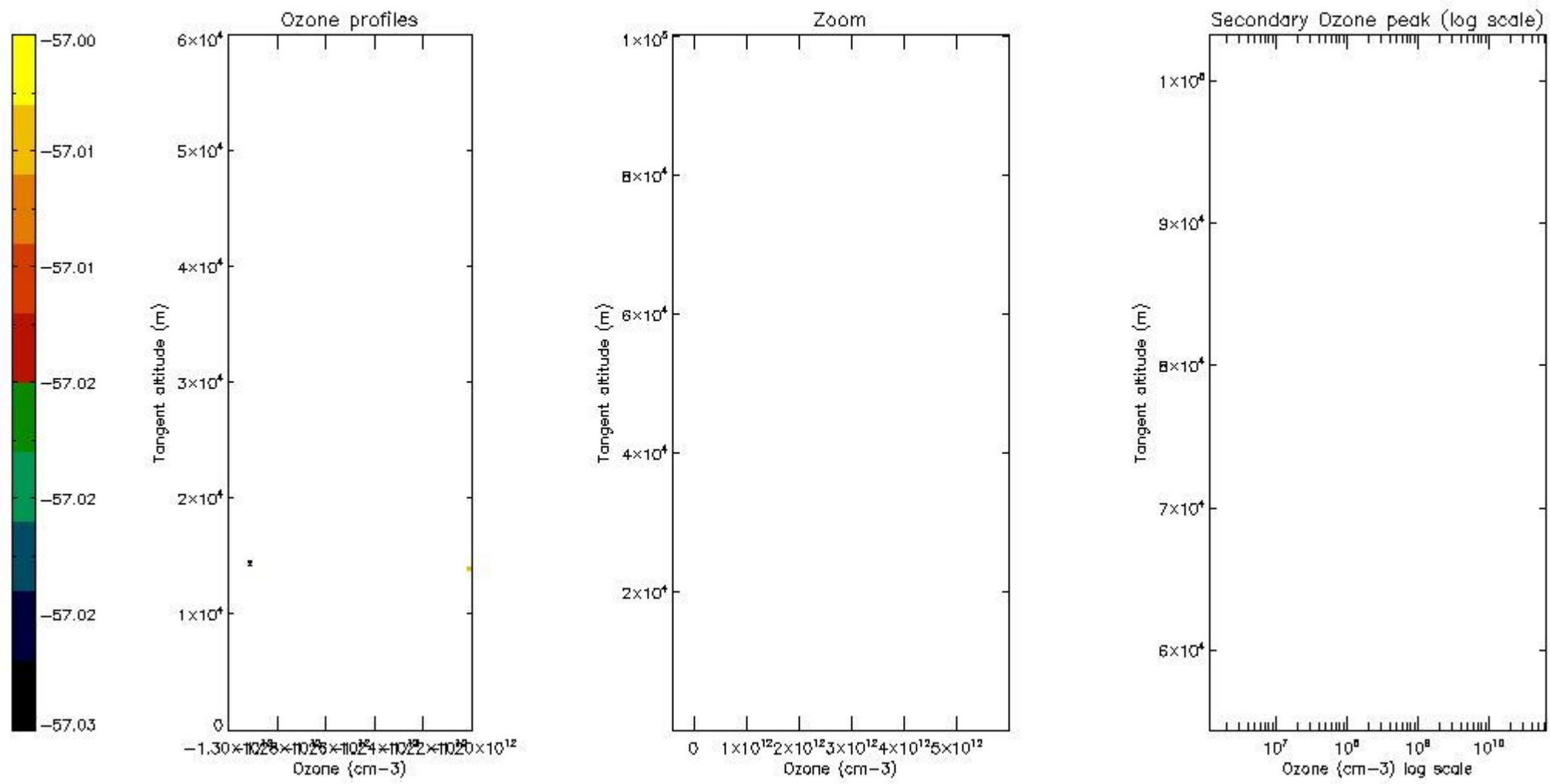
5.4 Plot ozone profiles where $STD < 10\%$ (dark without errors)

The colorbar represents the latitude.



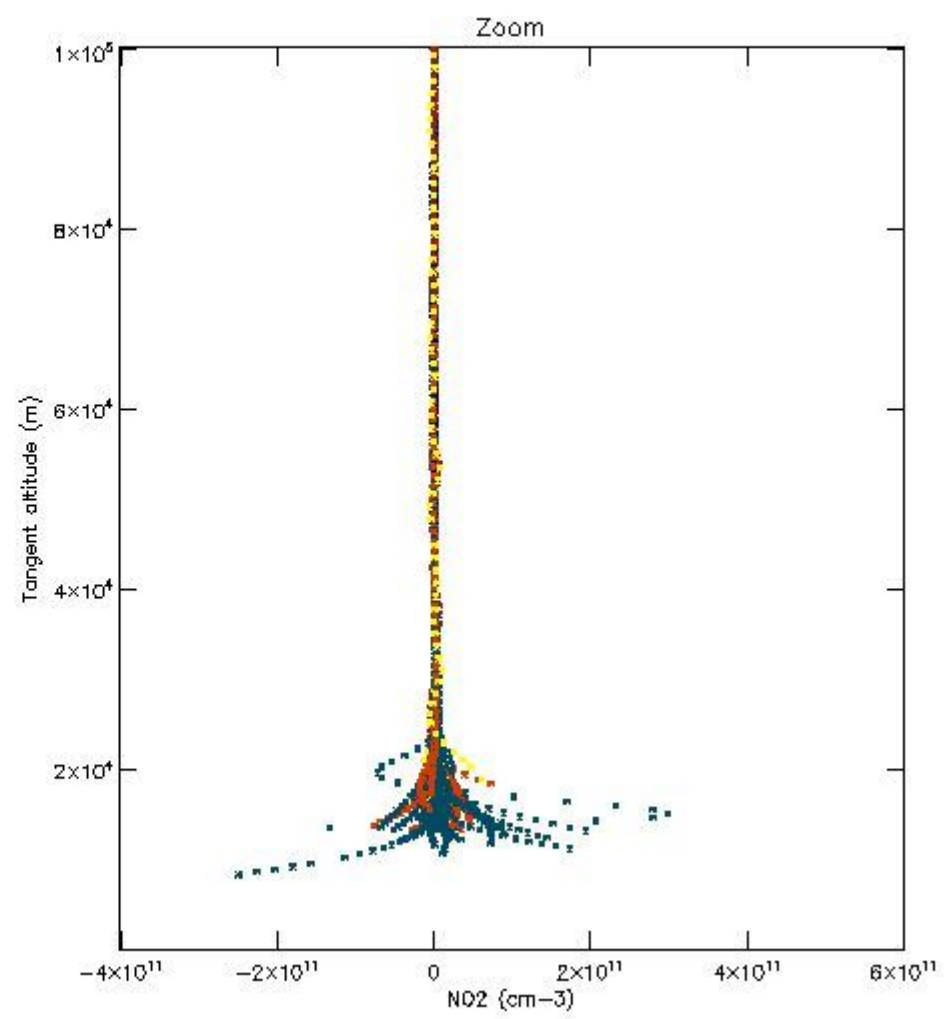
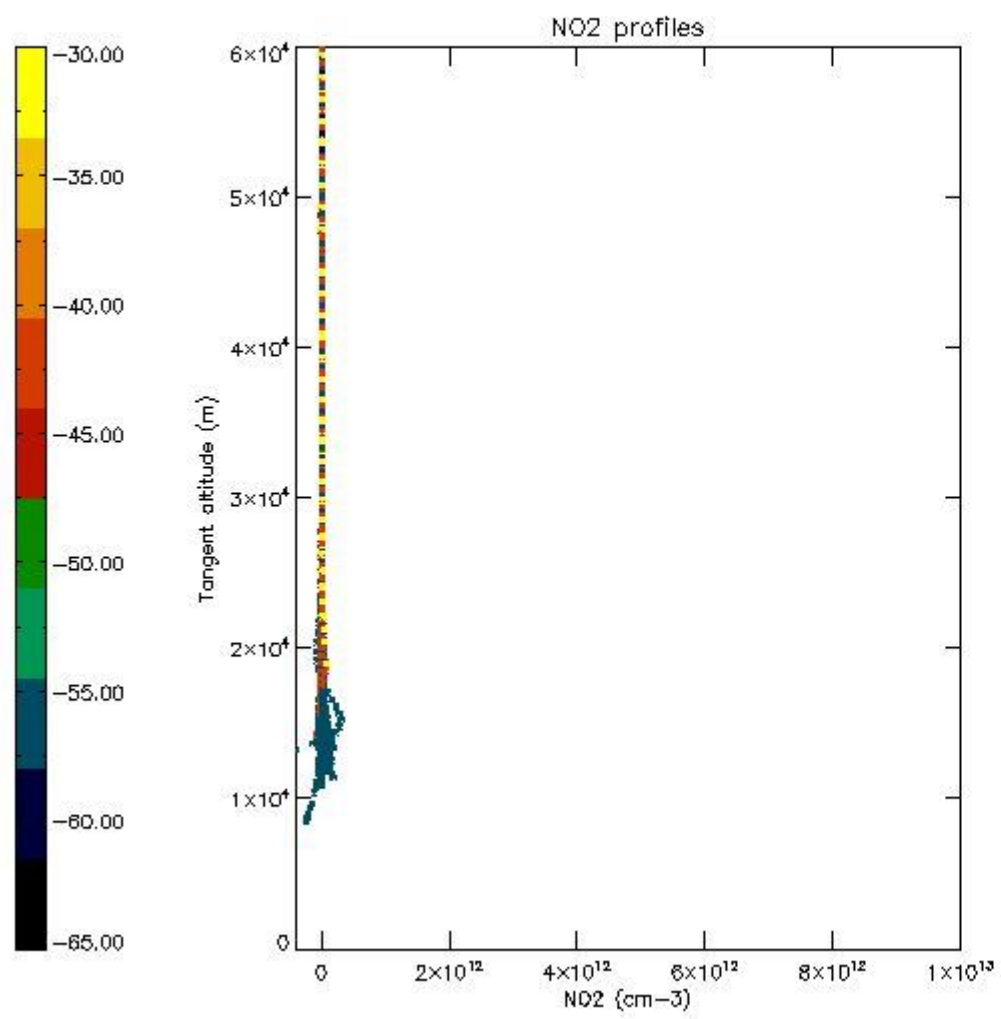
5.5 Plot ozone profiles where STD < 5% (dark without errors)

The colorbar represents the latitude.



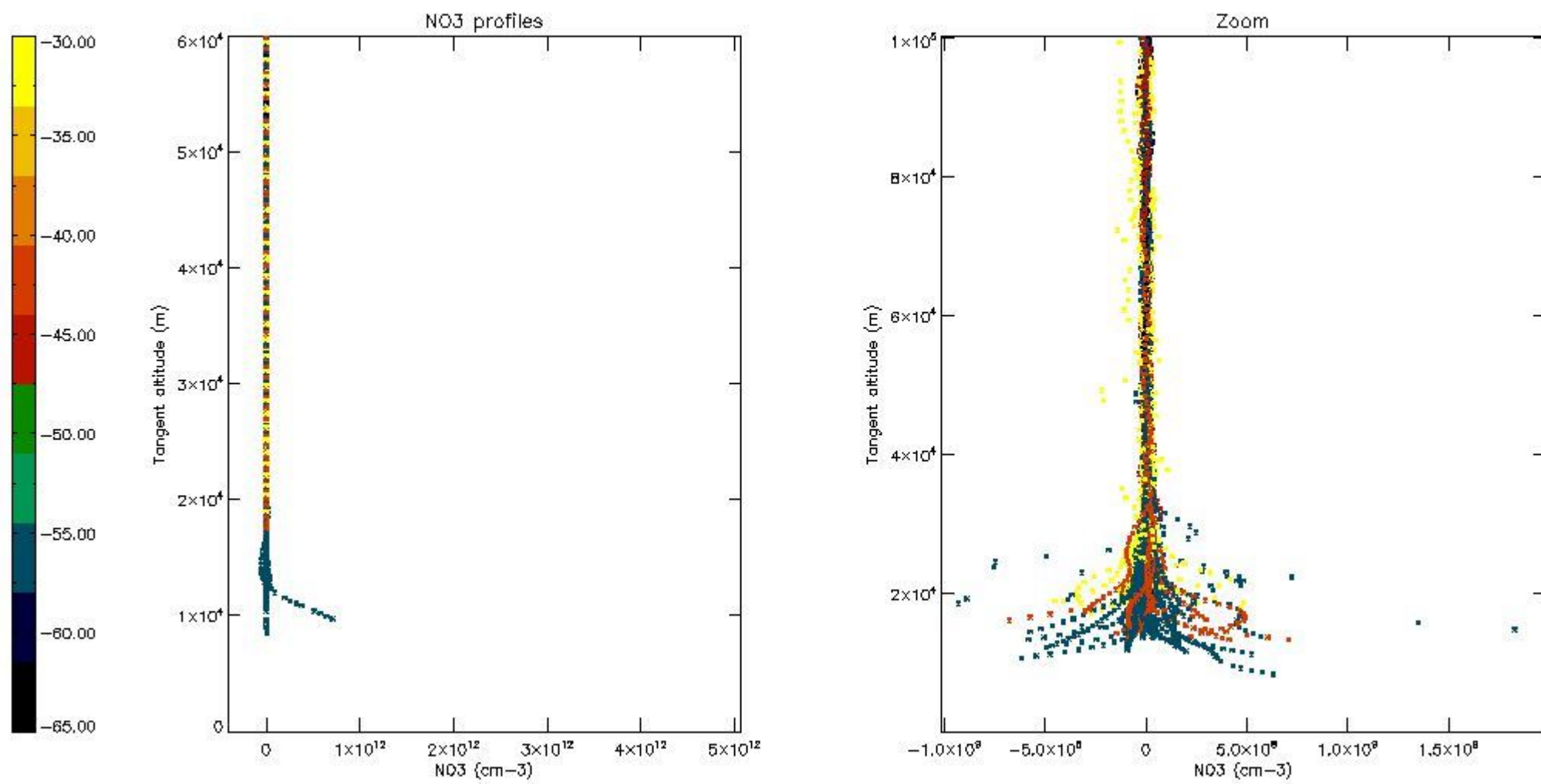
5.6 Plot NO₂ profiles for all STD (dark without errors)

The colorbar represents the latitude.



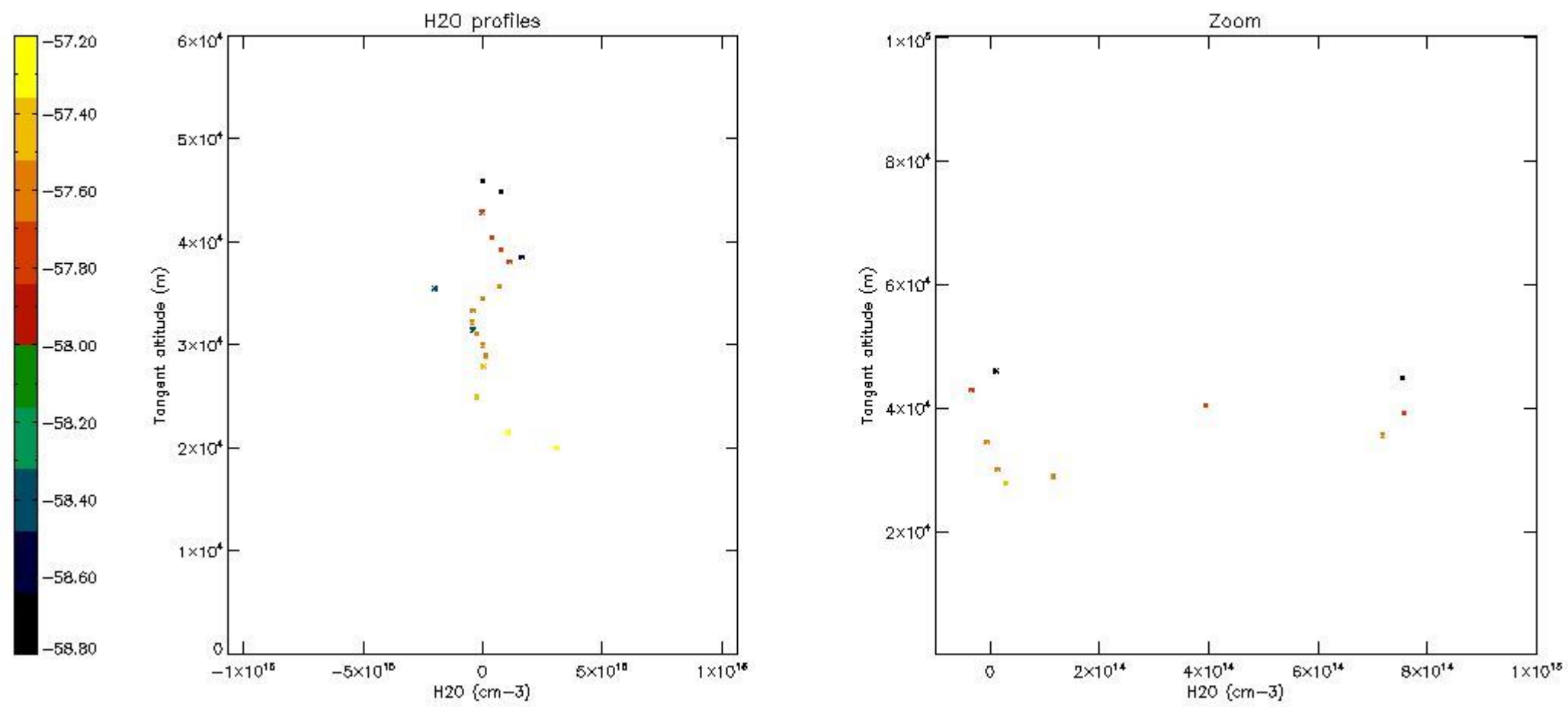
5.7 Plot NO3 profiles for all STD (dark without errors)

The colorbar represents the latitude.



5.8 Plot H₂O profiles for all STD (only for occultations of stars 1,2,3,4,13,14,16,26,63 dark without errors)

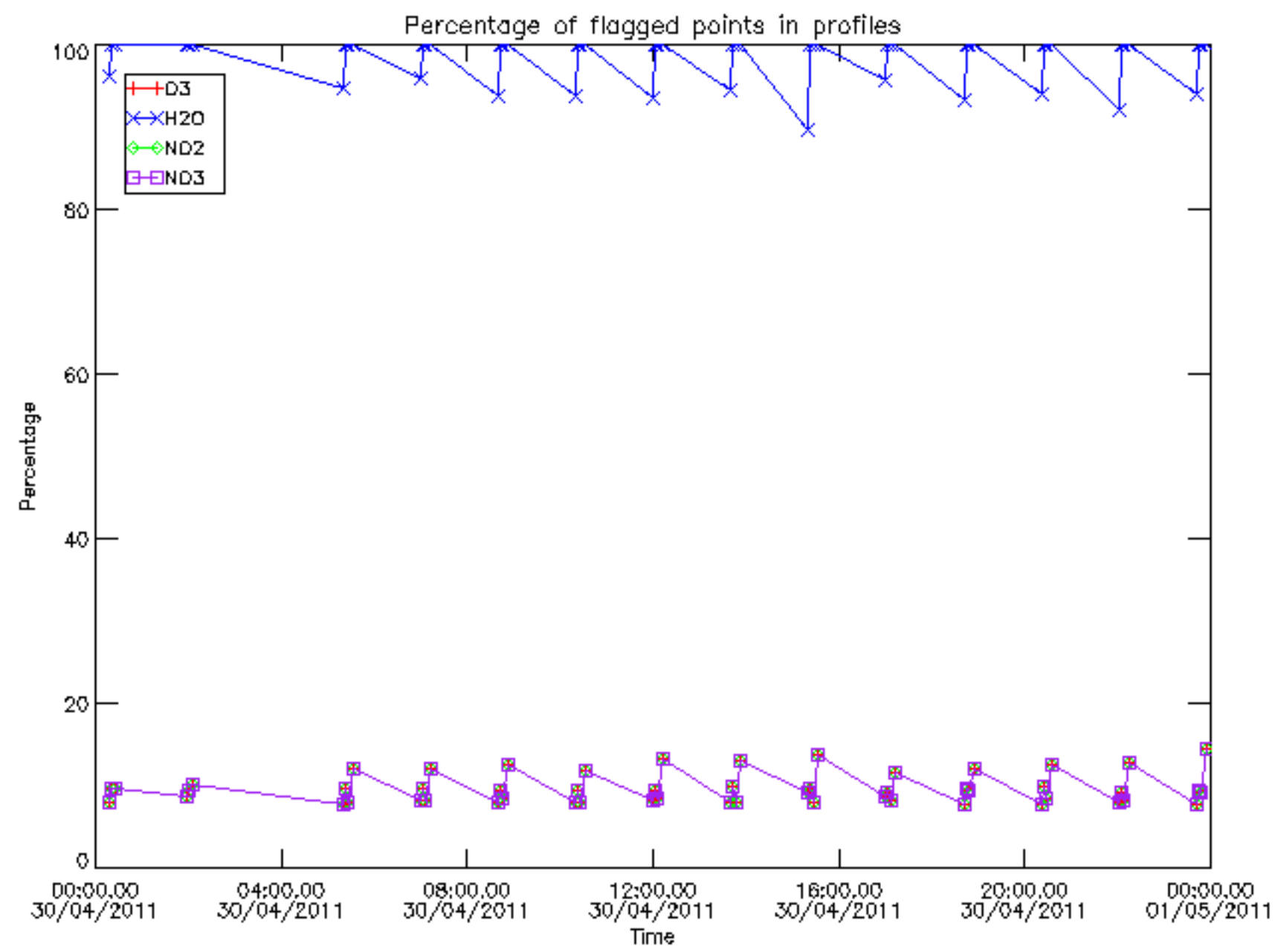
The colorbar represents the latitude.



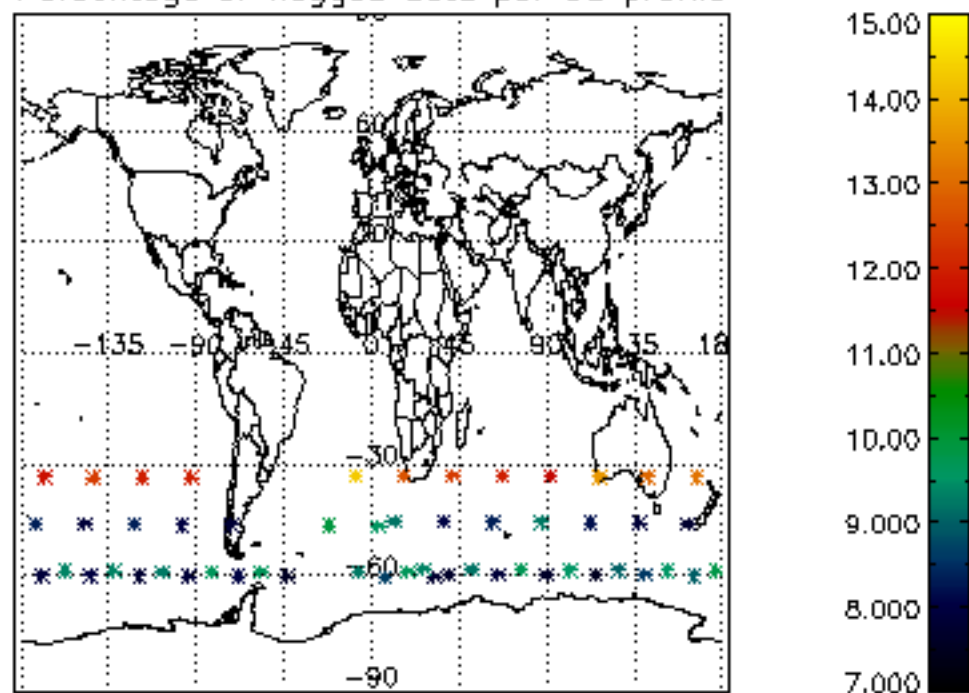
6. Auxiliary Data Files used for the production reported in section 2

The number reported in the third column indicates since which file (see list in section 2) the corresponding auxiliary file has been used. The fourth column is the date of those product files.

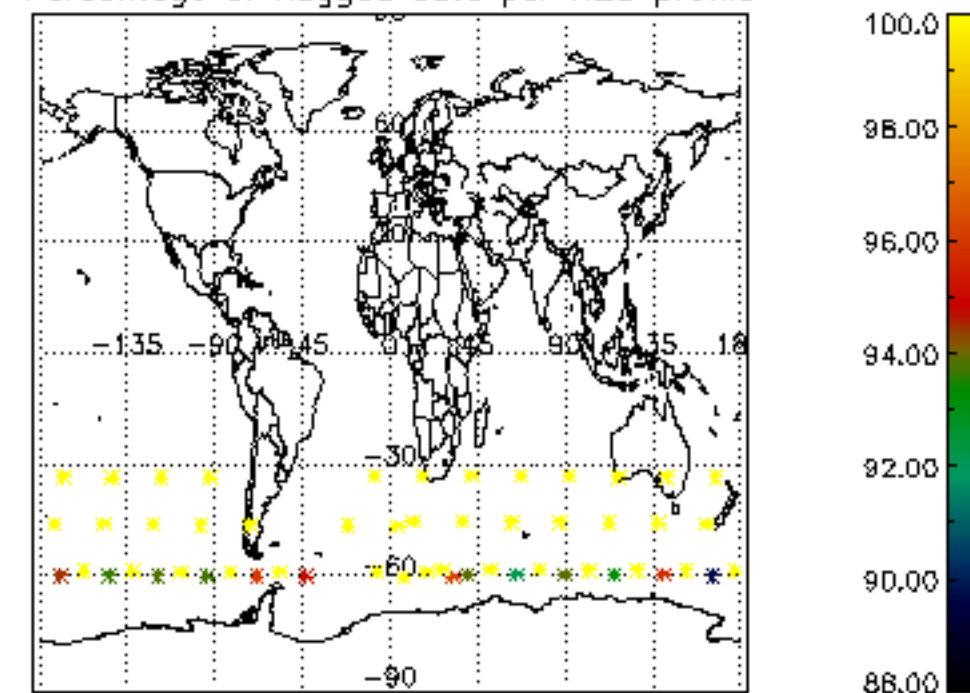
Type	Auxiliary Filename	Used since product	Used since product date
INST_PHYS_CHARACTERISTICS	GOM_INS_AXVIEC20091111_143220_20030716_120000_20500101_000000	1	30-APR-2011 00:03:47
LEVEL-2_PROC_CONFIG	GOM_PR2_AXVIEC20091111_152718_20020301_000000_20500101_000000	1	30-APR-2011 00:03:47
CROSS_SECTIONS_FILE	GOM_CRS_AXVIEC20091111_154832_20020301_000000_20500101_000000	1	30-APR-2011 00:03:47



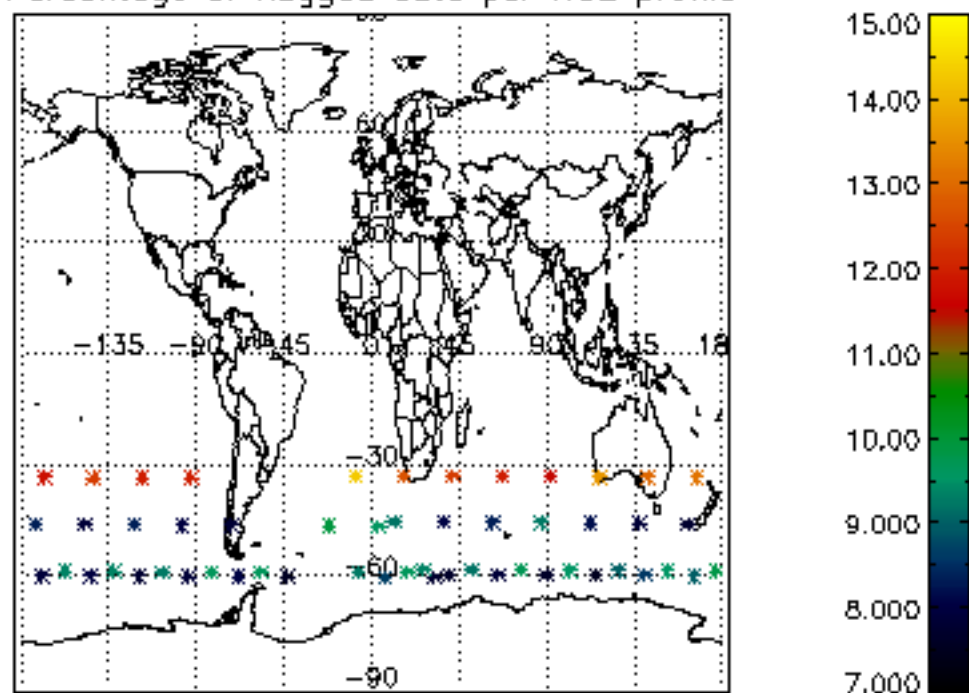
Percentage of flagged data per D3 profile



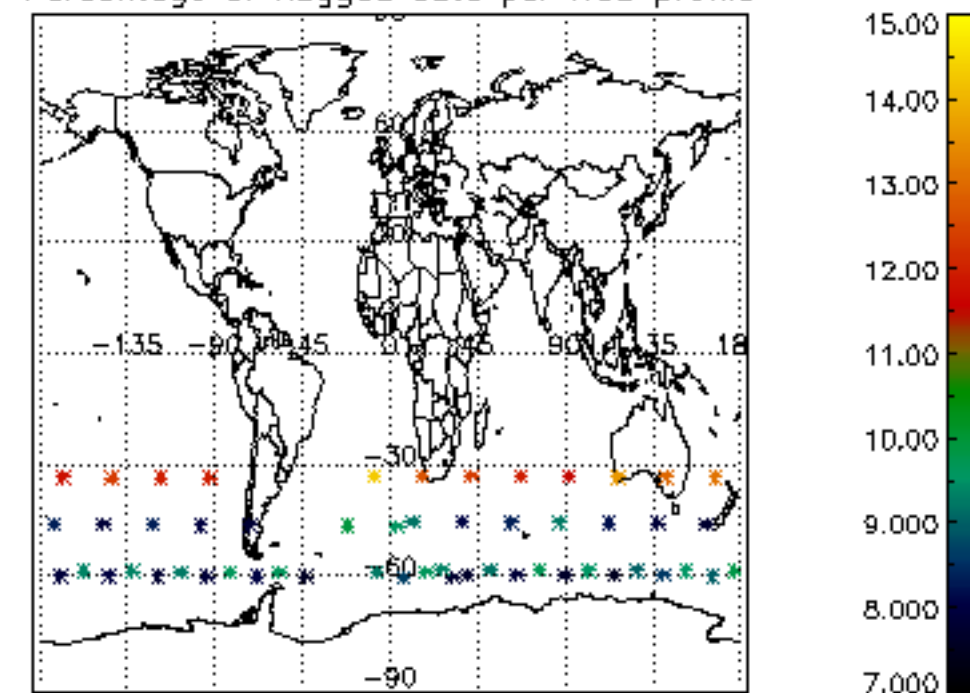
Percentage of flagged data per H2O profile

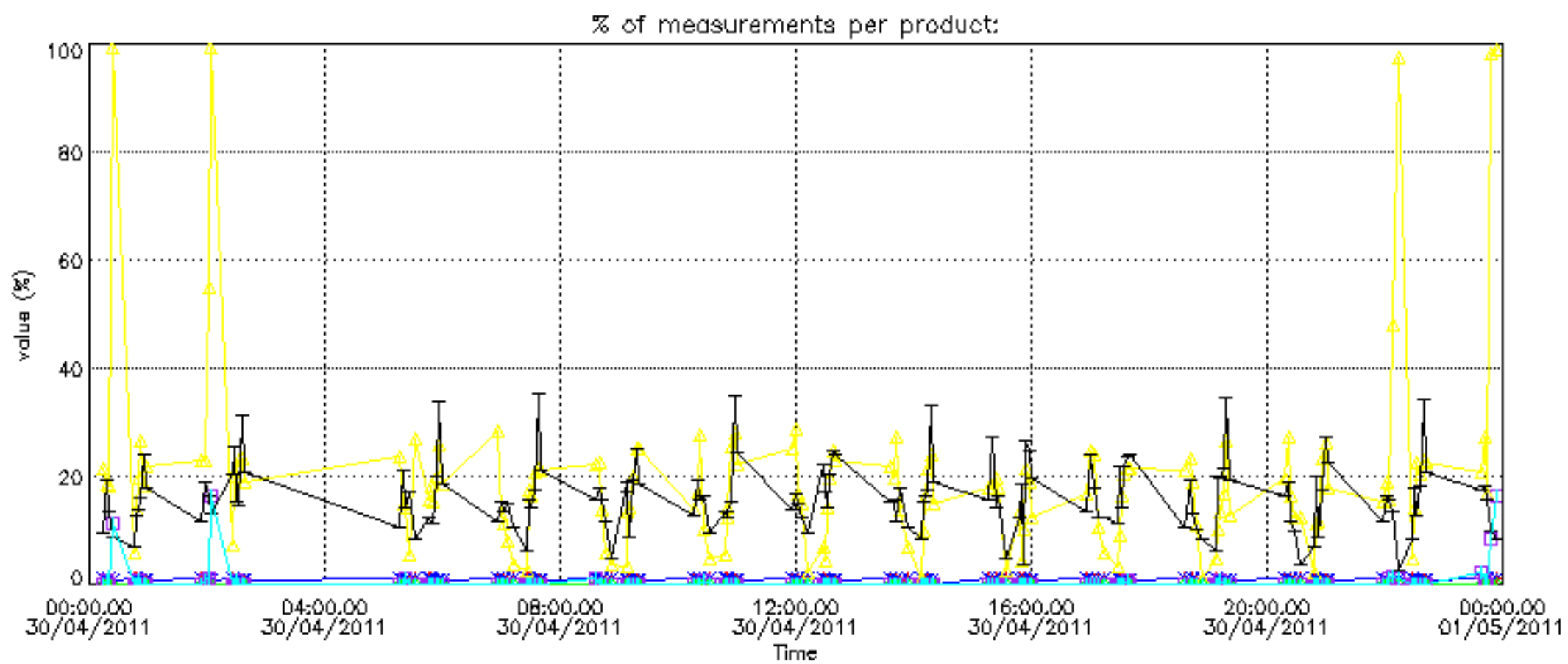


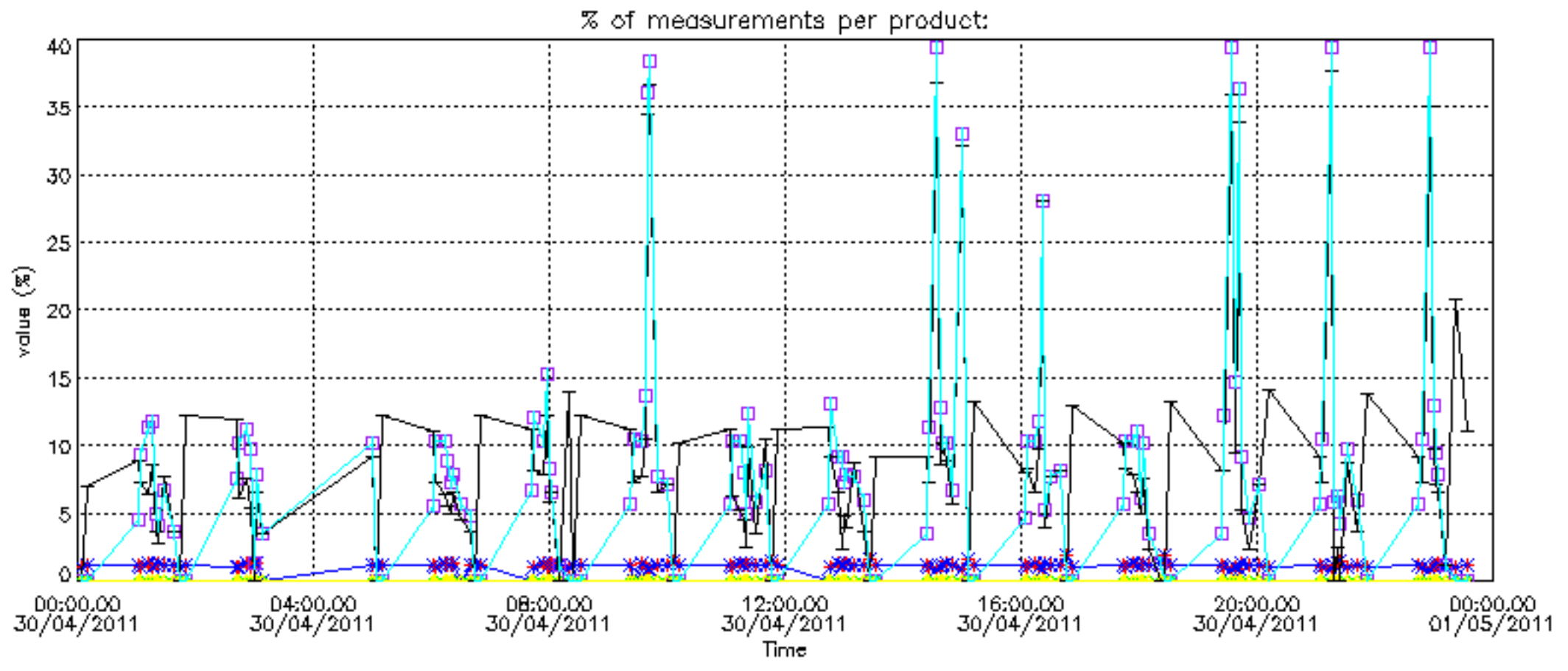
Percentage of flagged data per NO2 profile



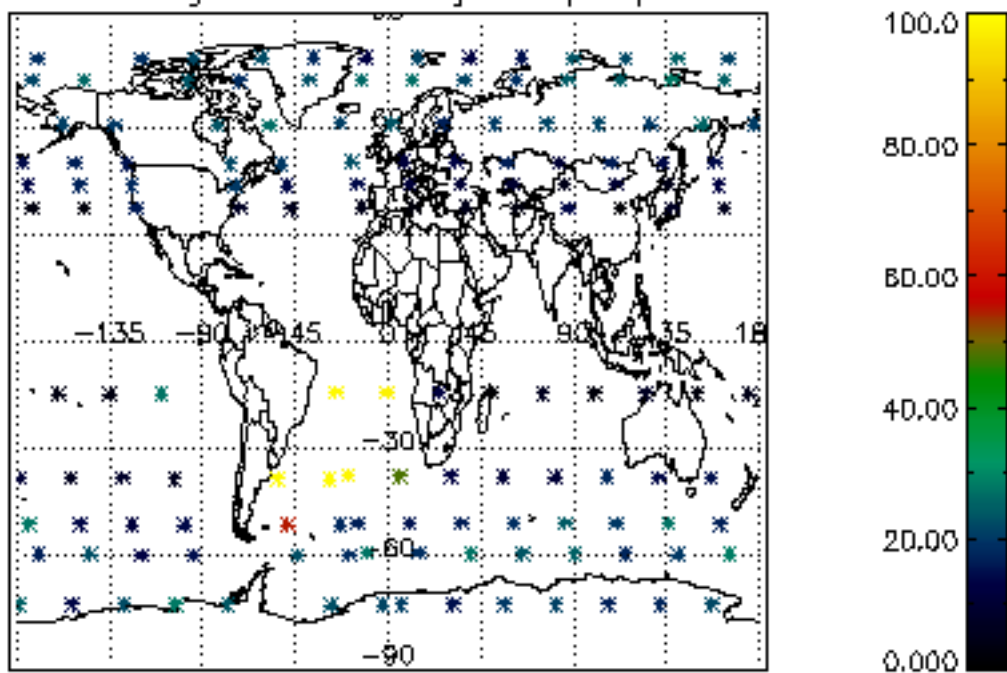
Percentage of flagged data per NO3 profile



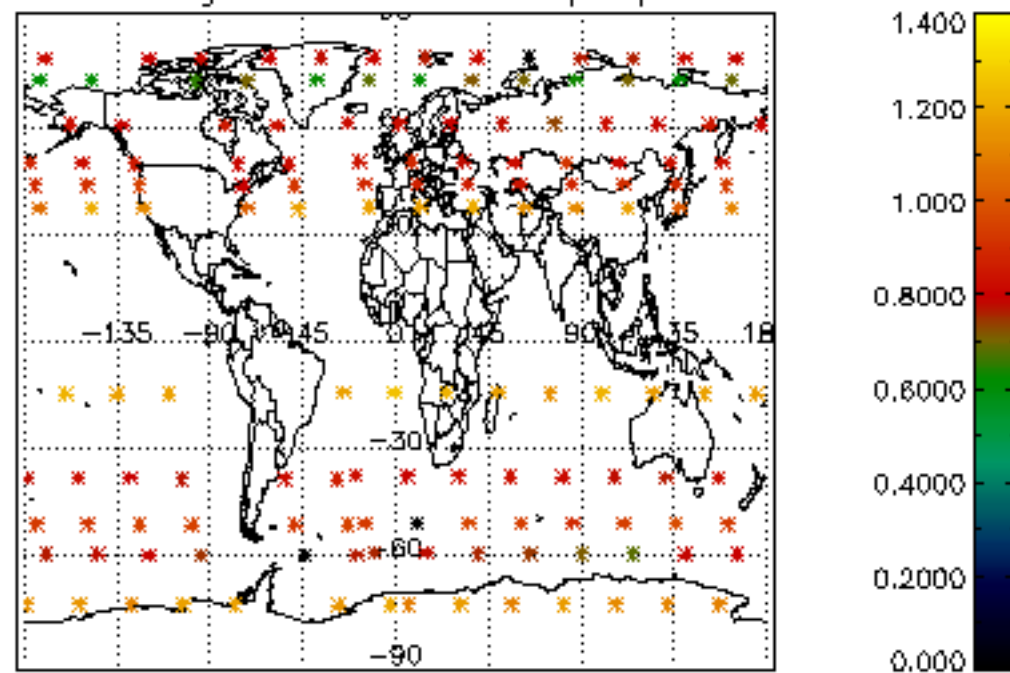




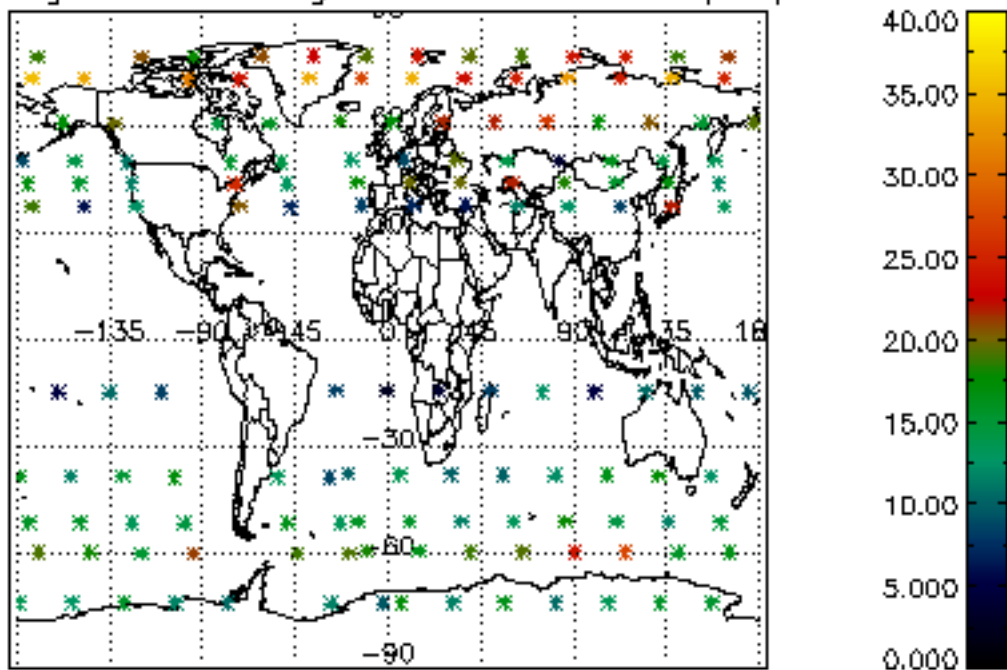
Percentage of cosmic ray hits per profile



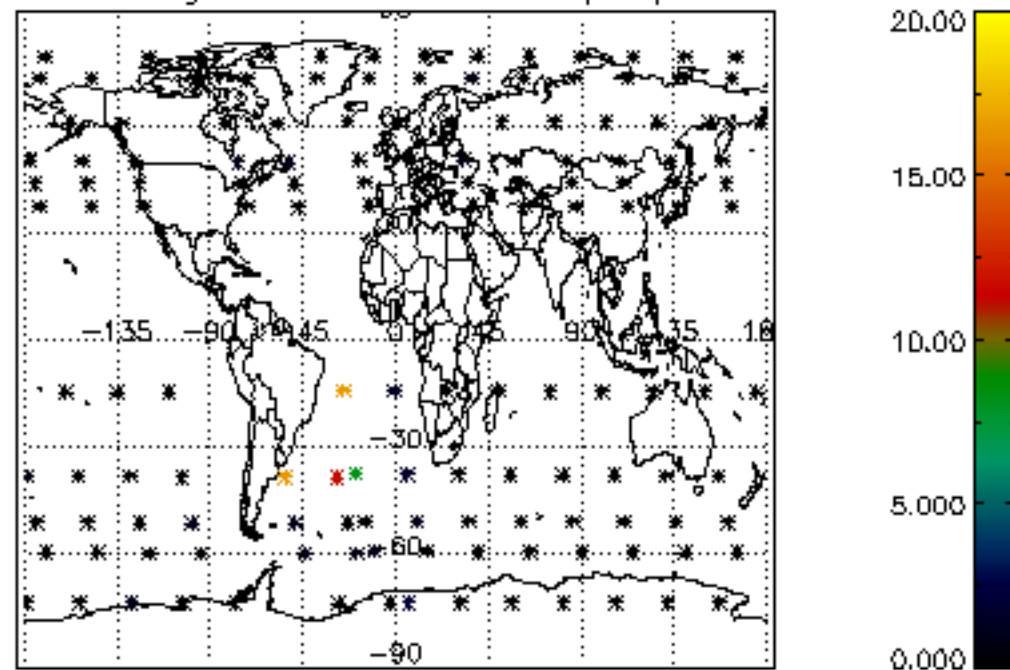
Percentage of datation errors per profile



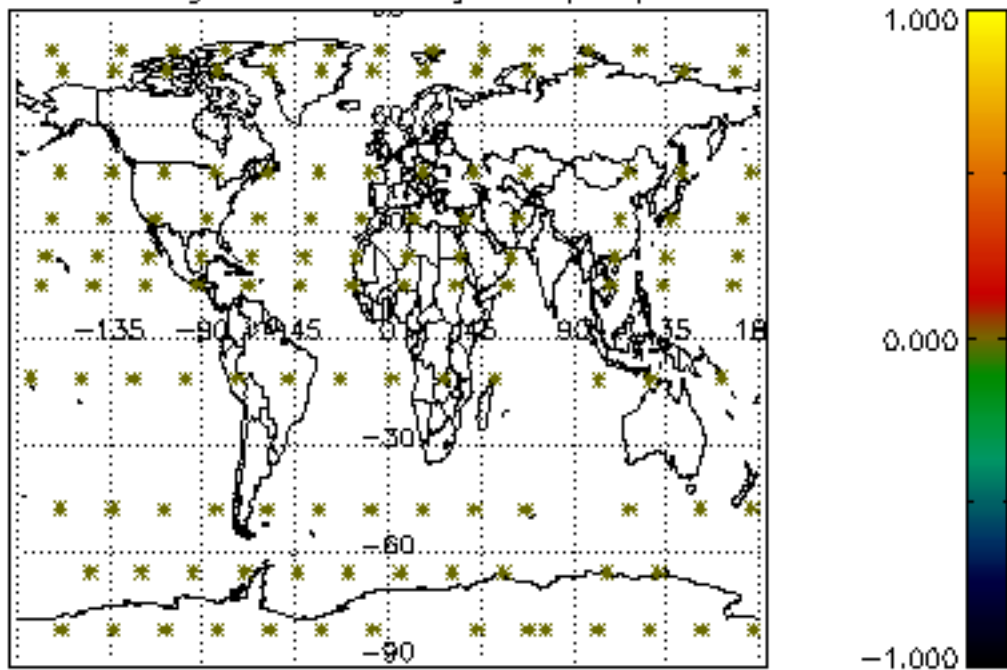
Percentage of star falling outside central band per profile



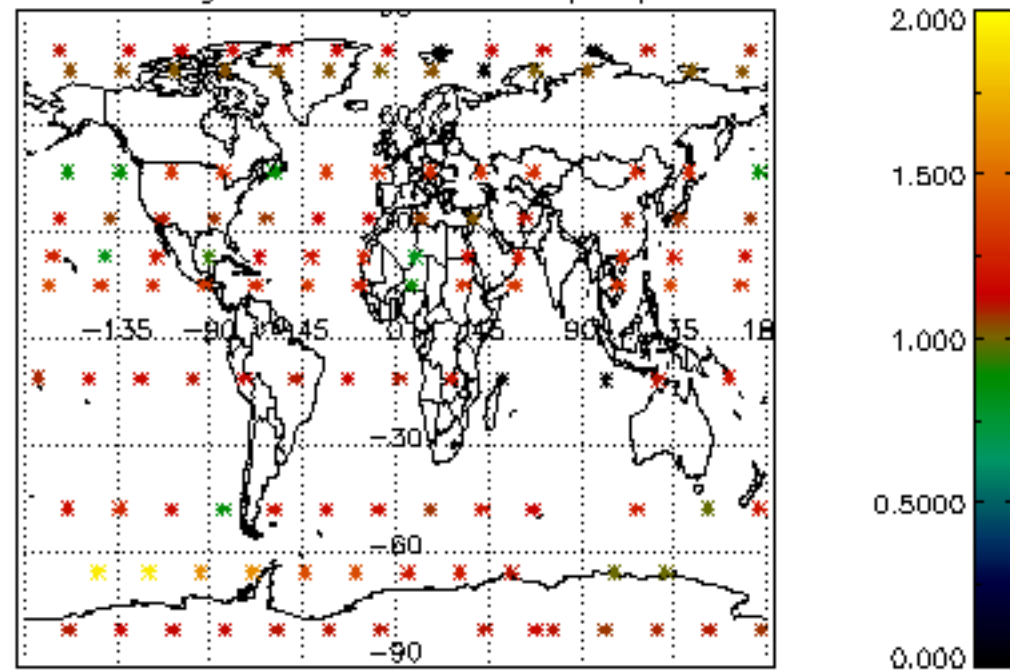
Percentage of saturation errors per profile



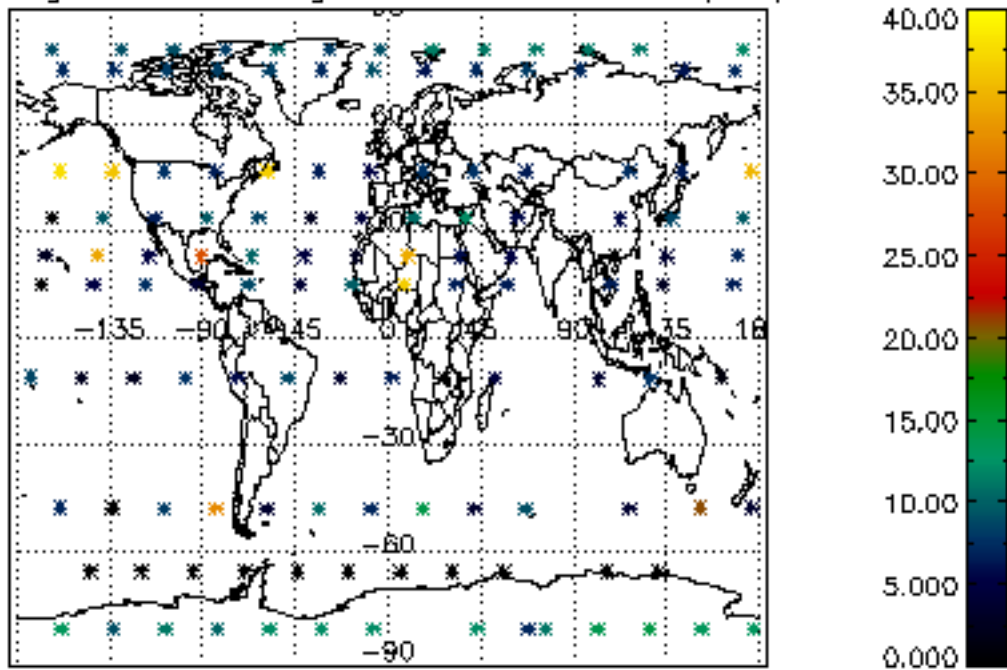
Percentage of cosmic ray hits per profile



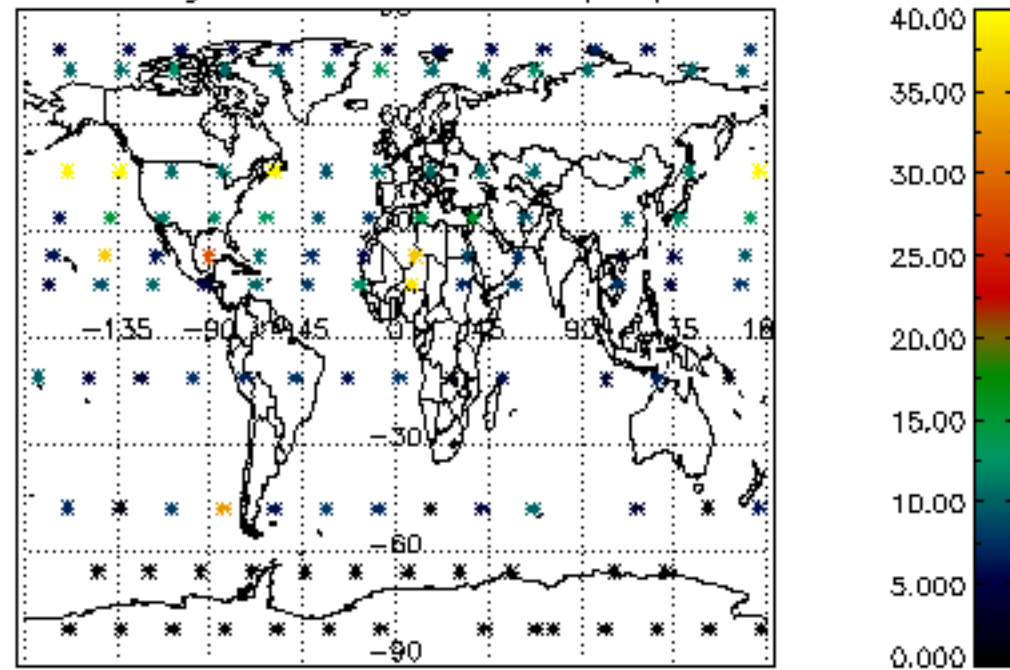
Percentage of datation errors per profile

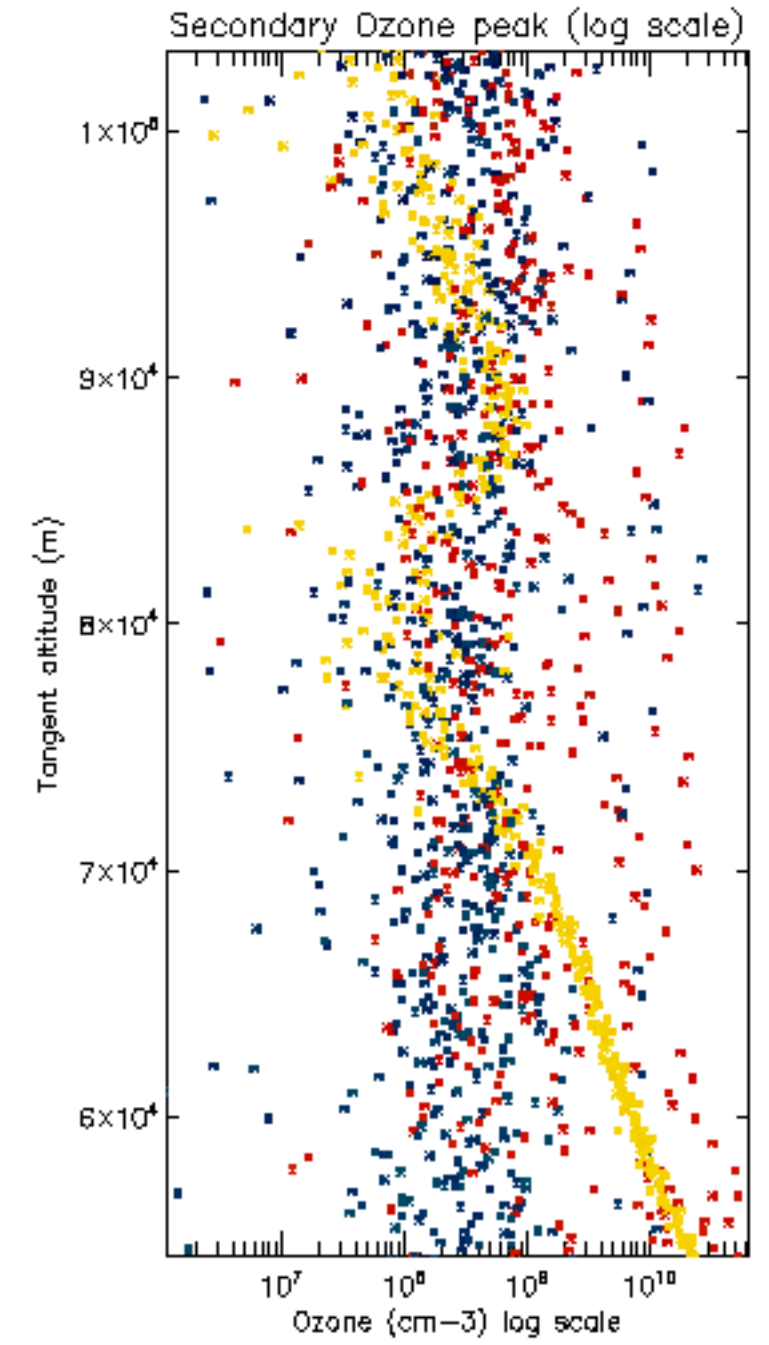
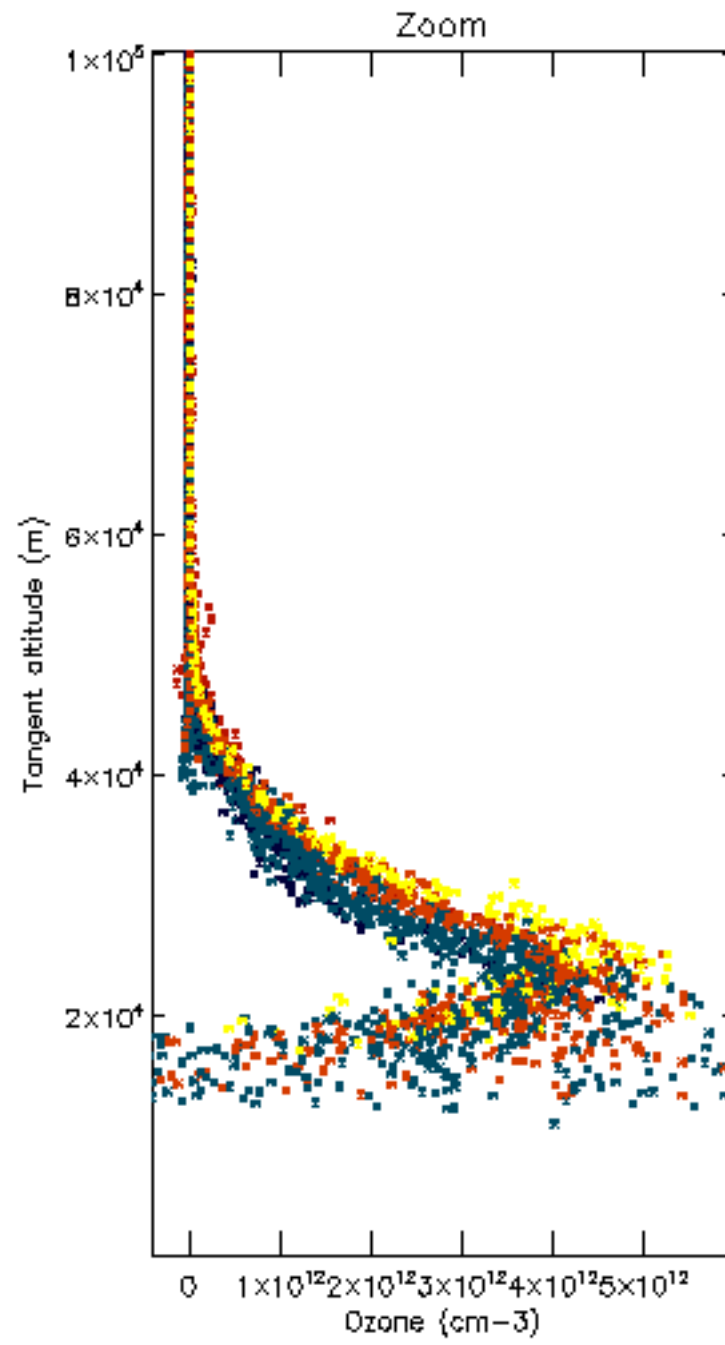
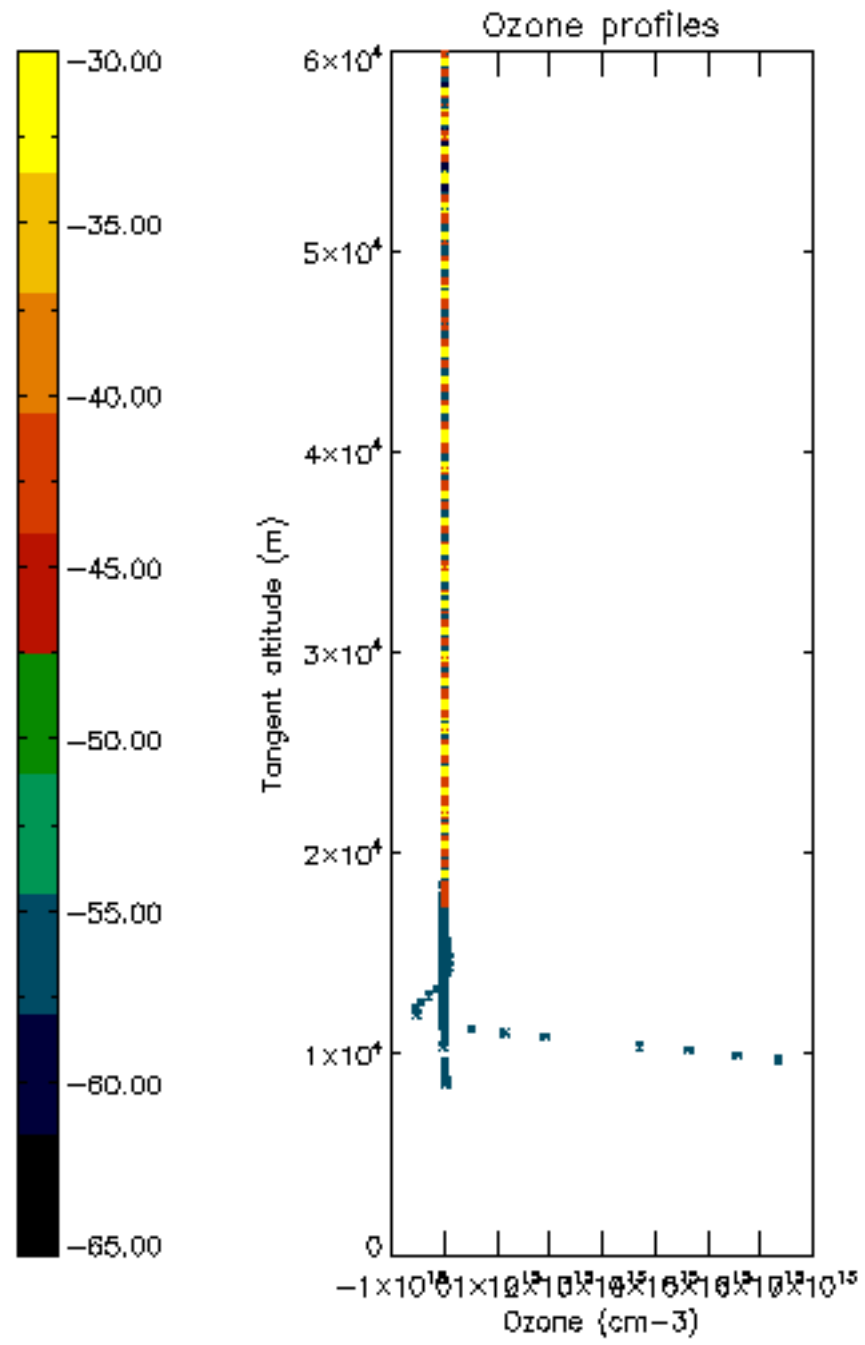


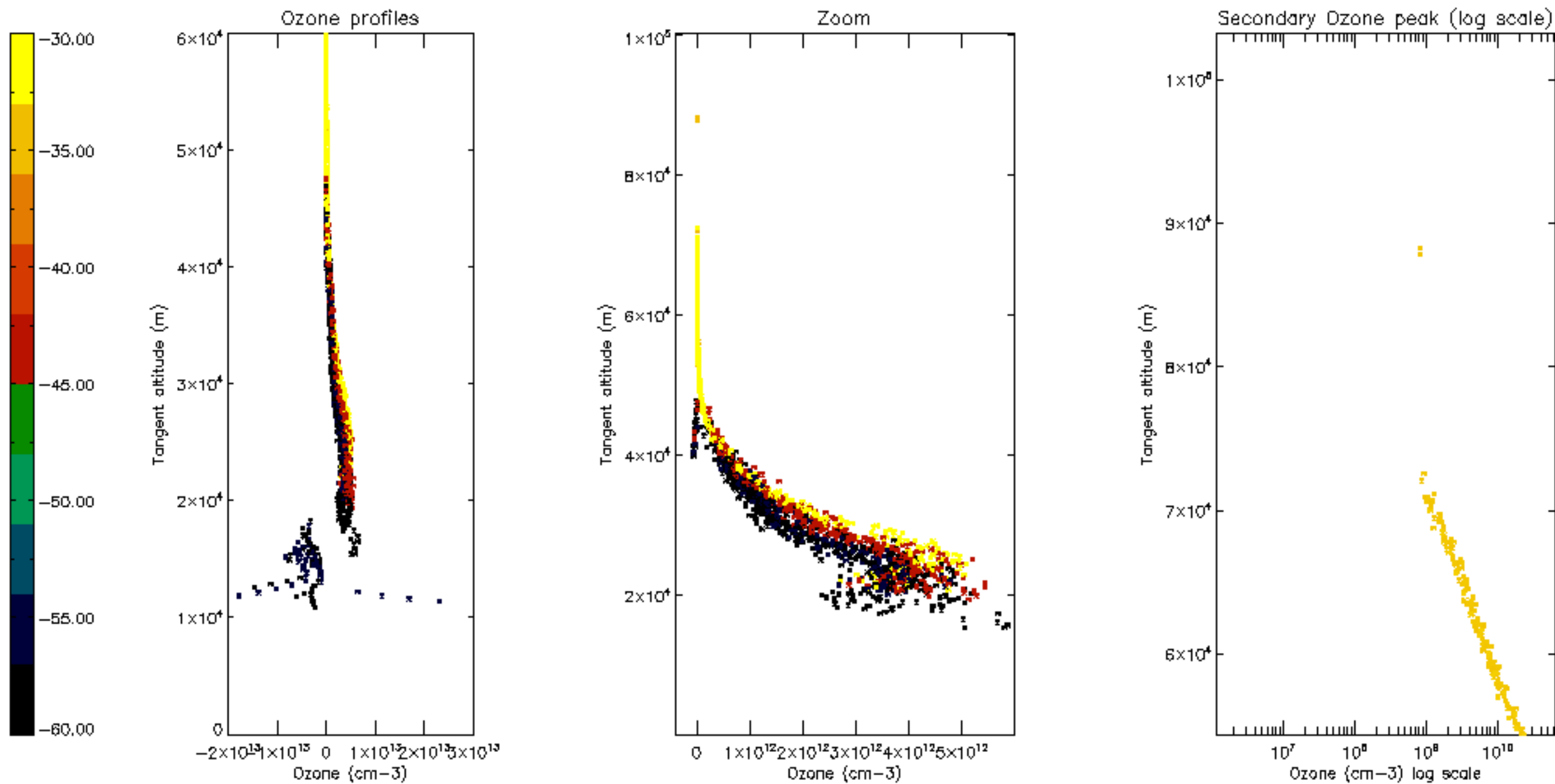
Percentage of star falling outside central band per profile

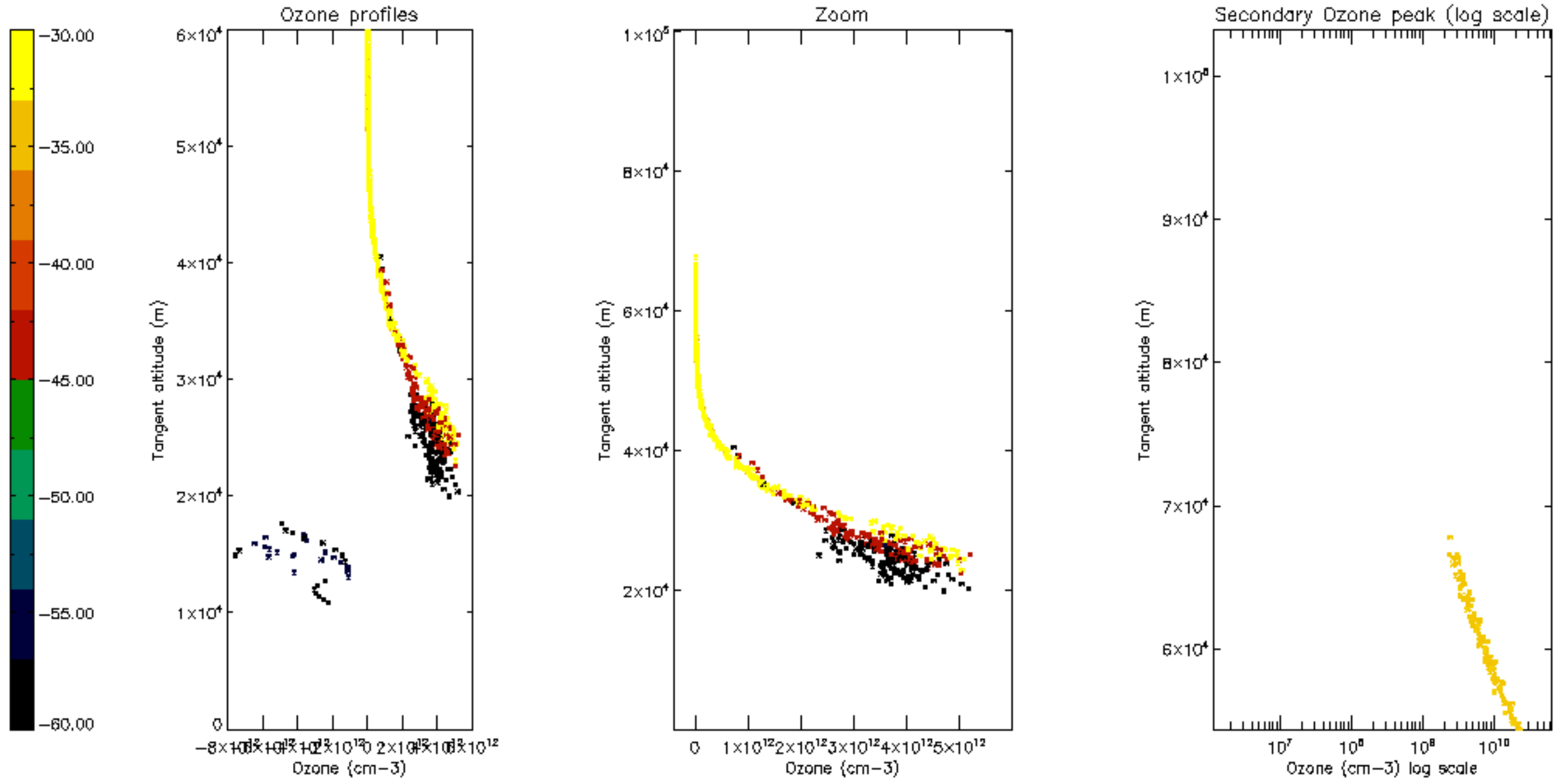


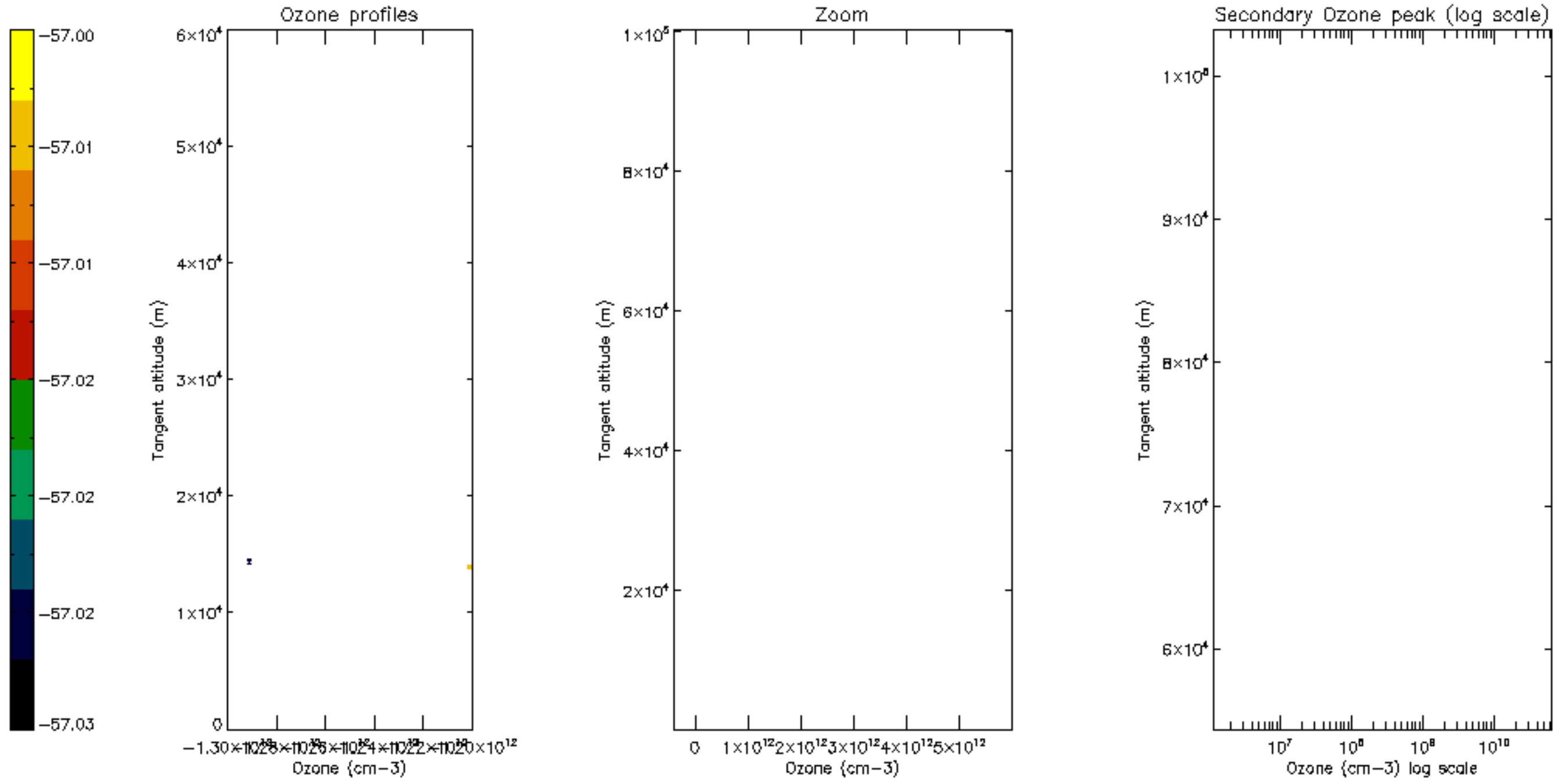
Percentage of saturation errors per profile

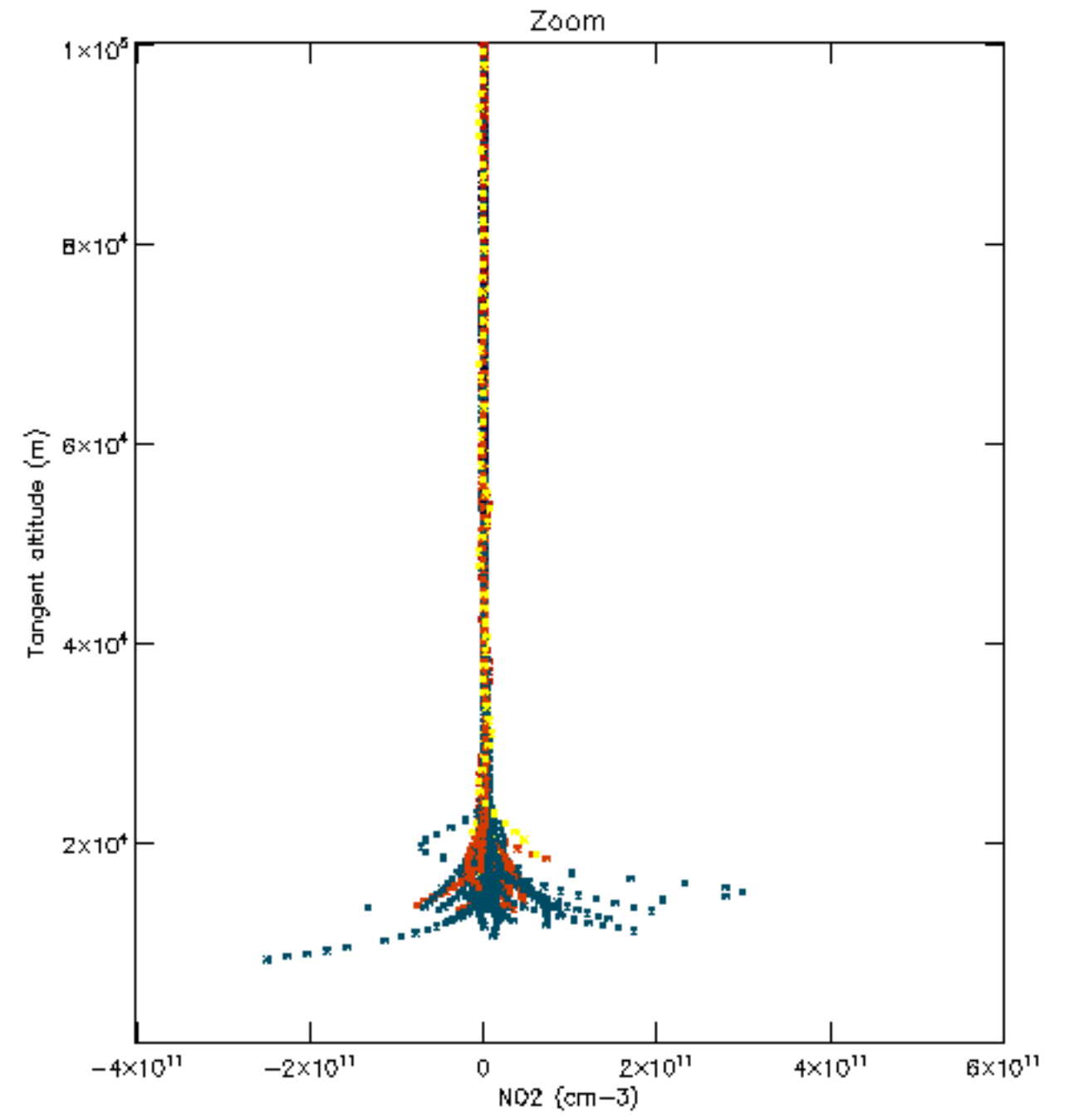
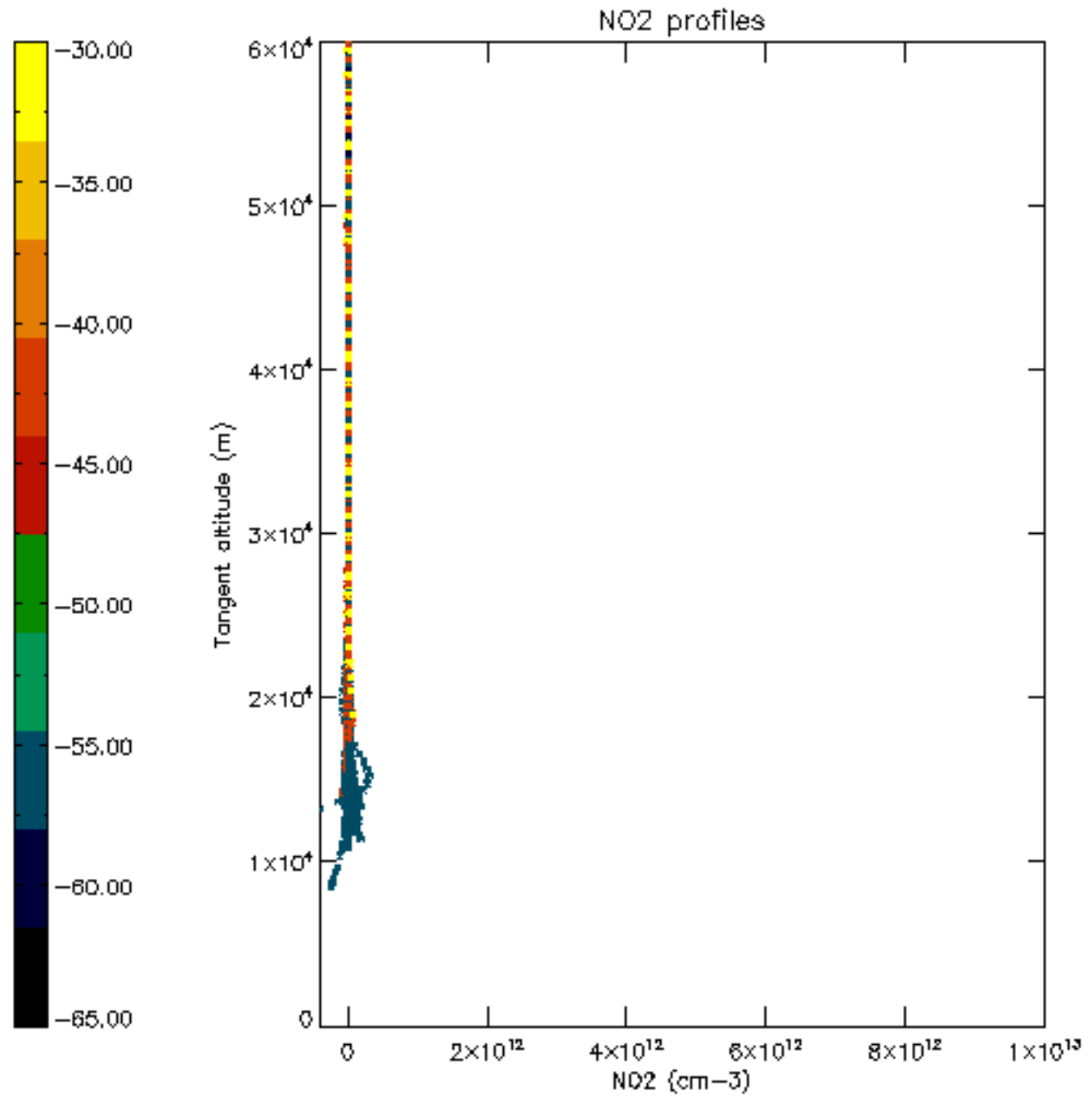


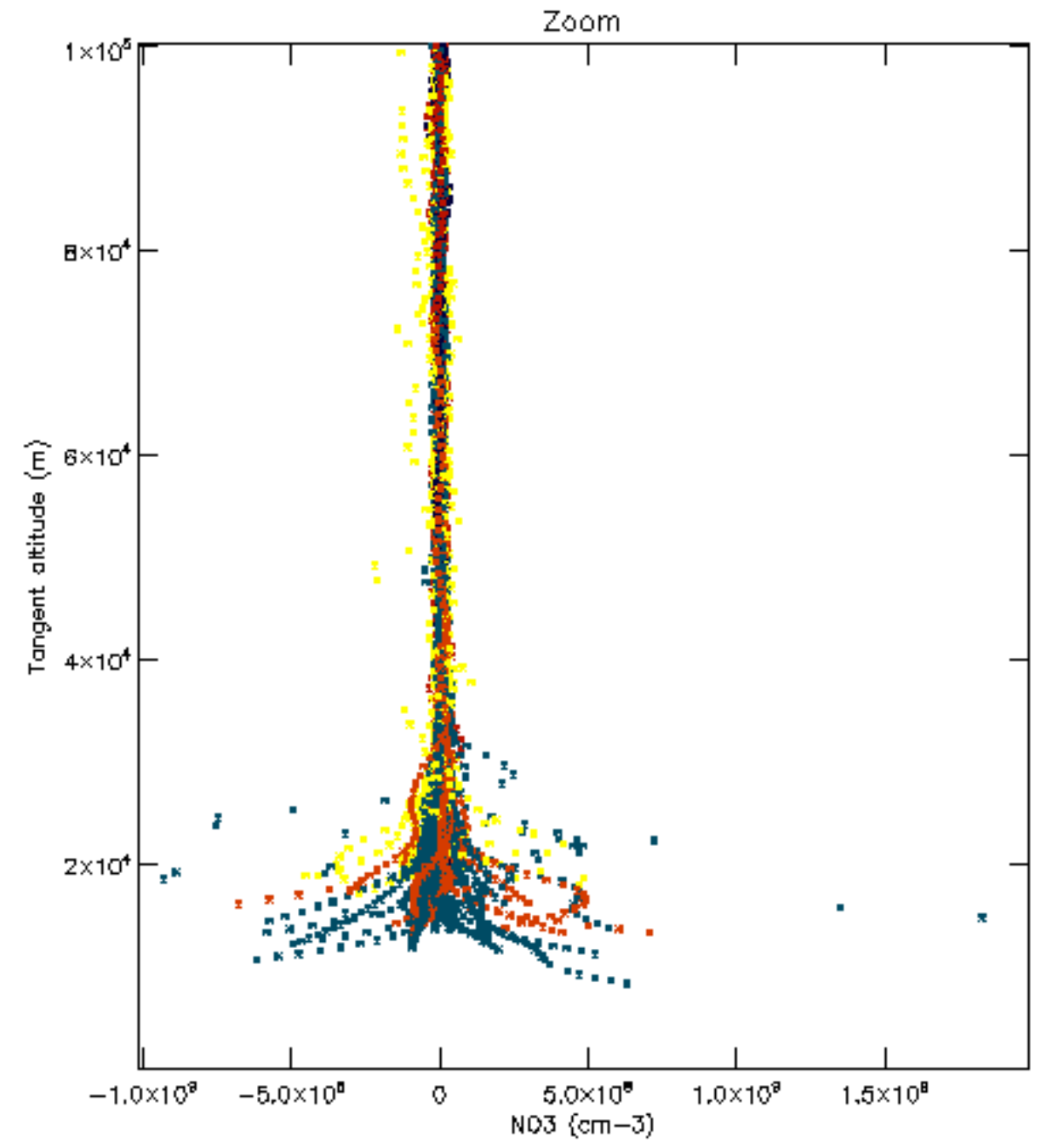
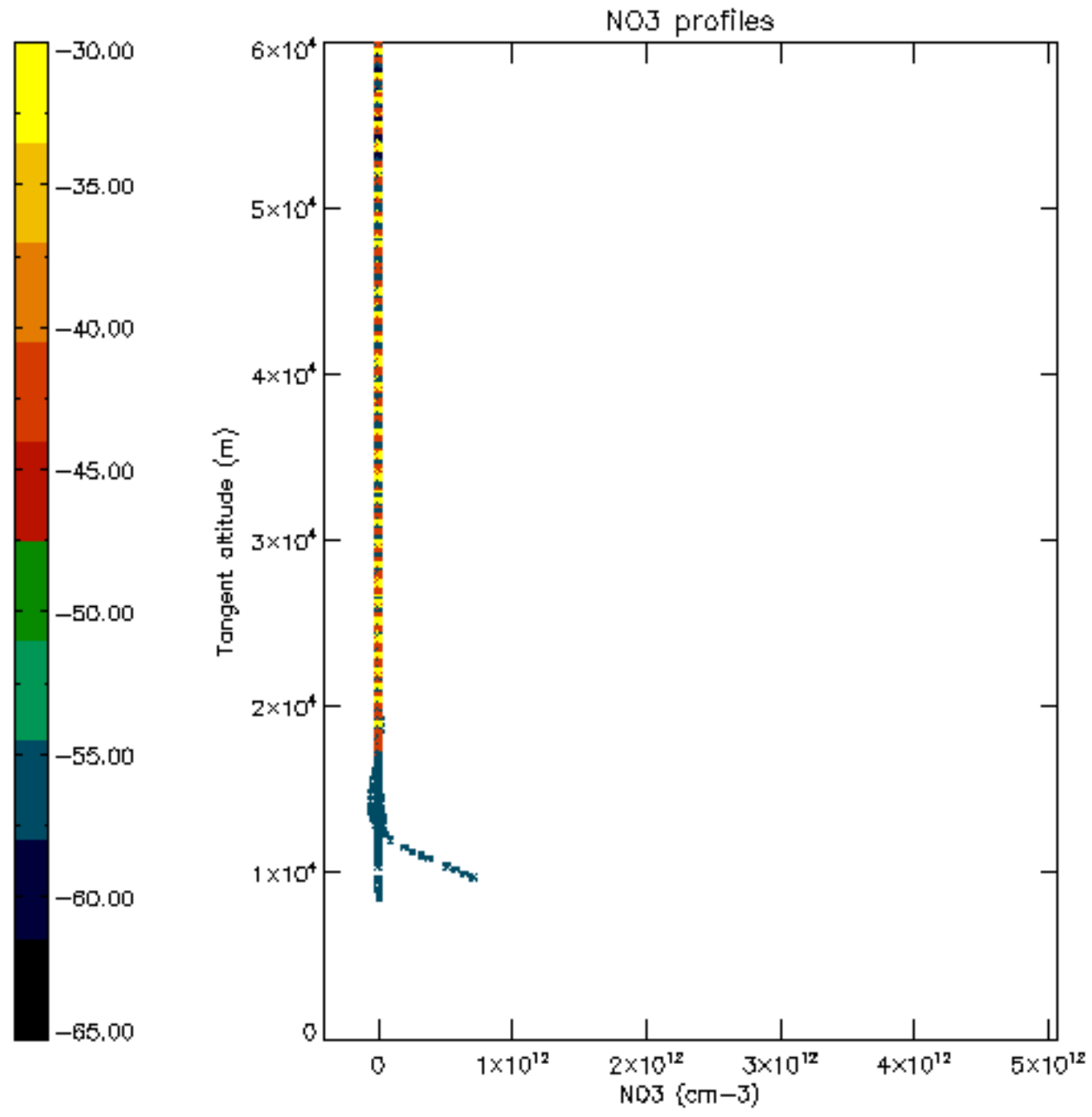


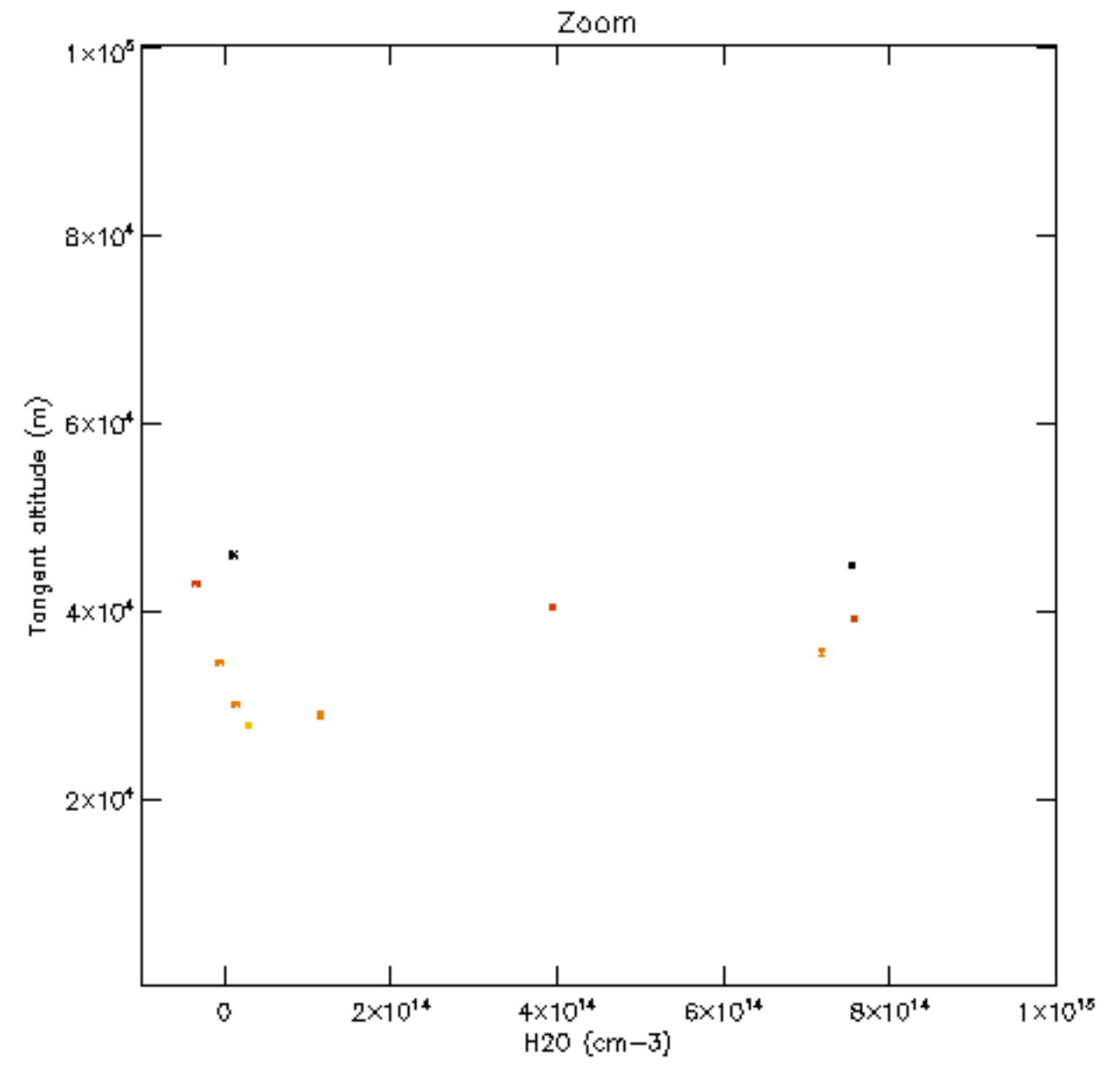
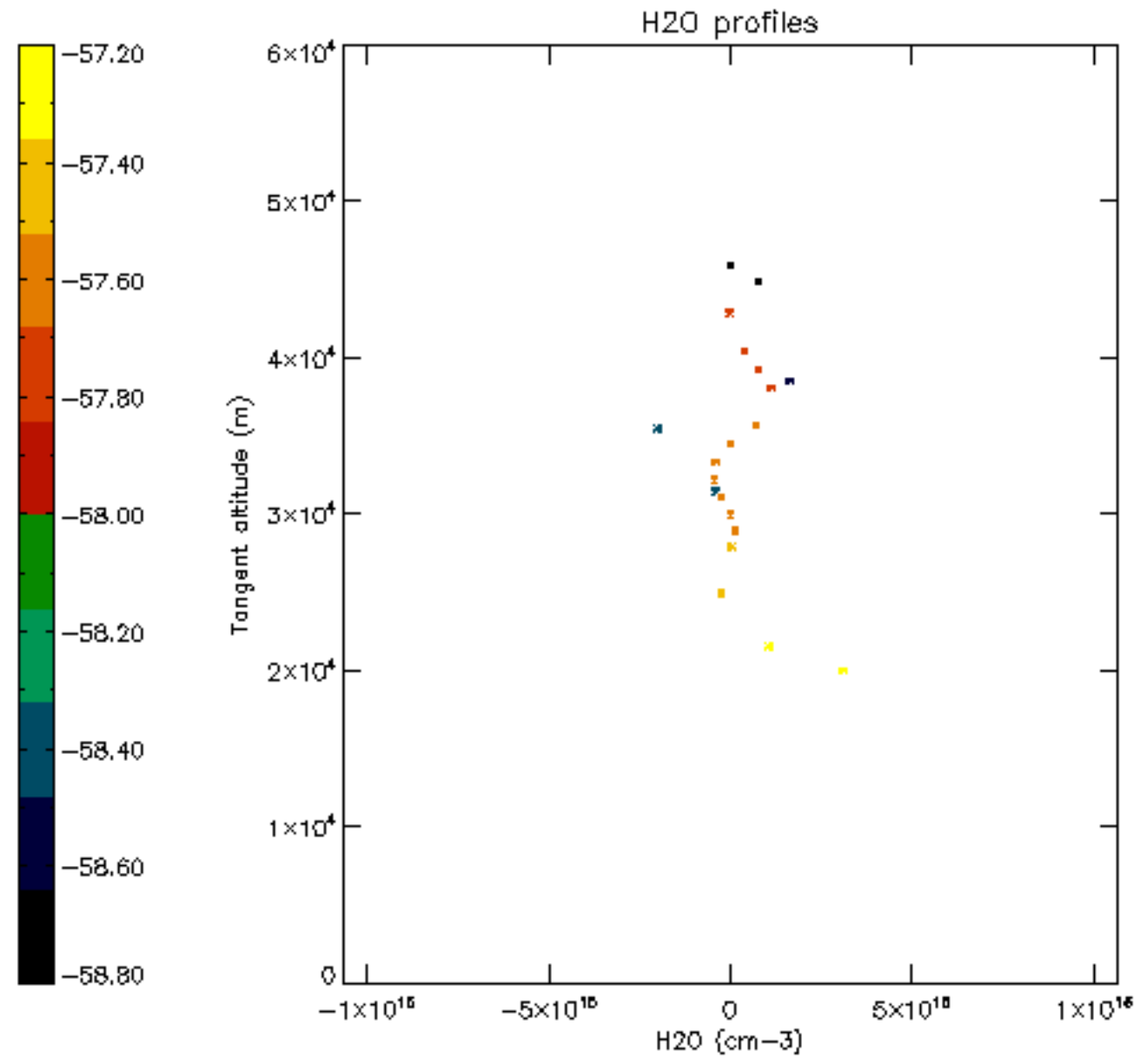


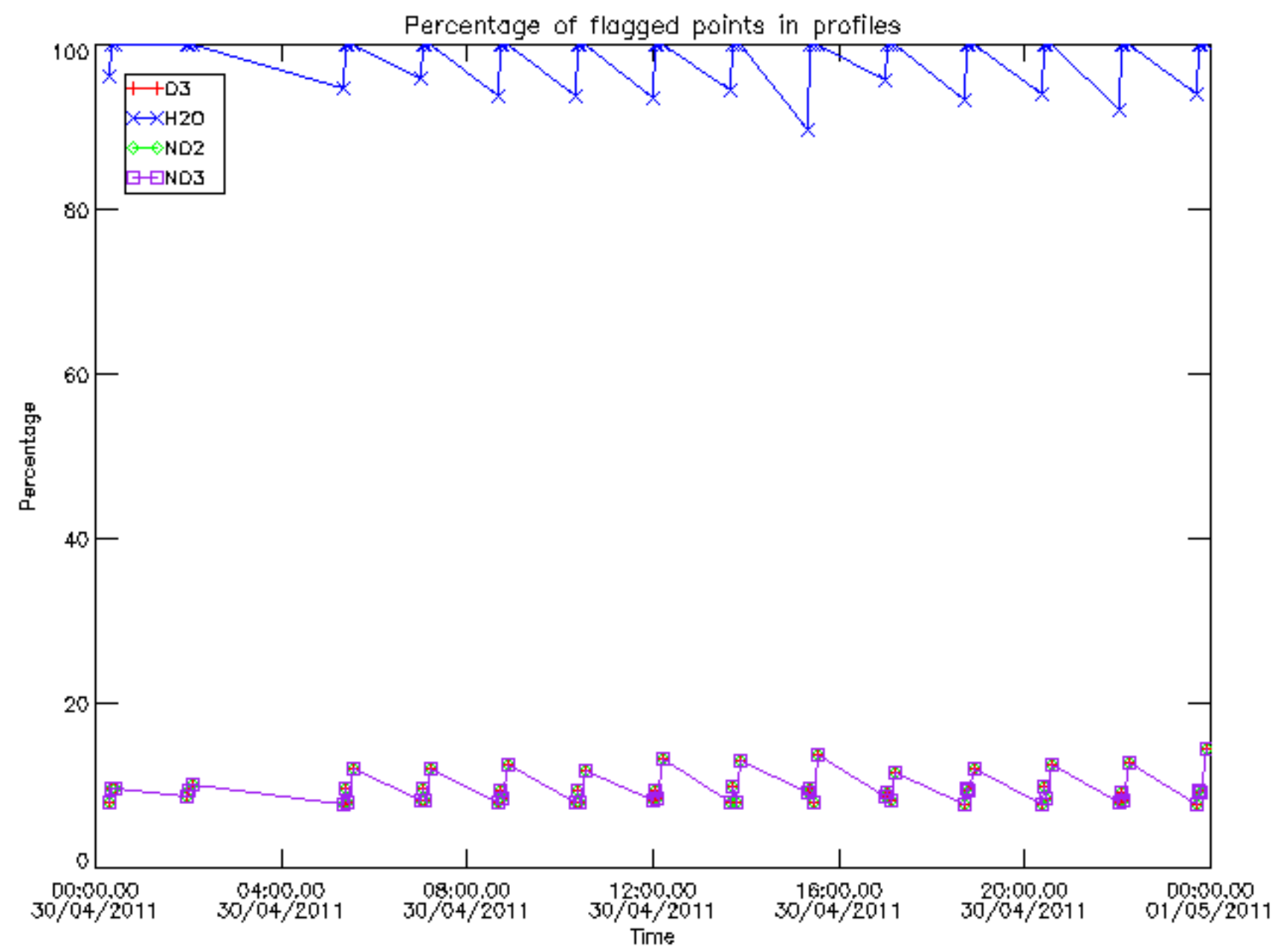




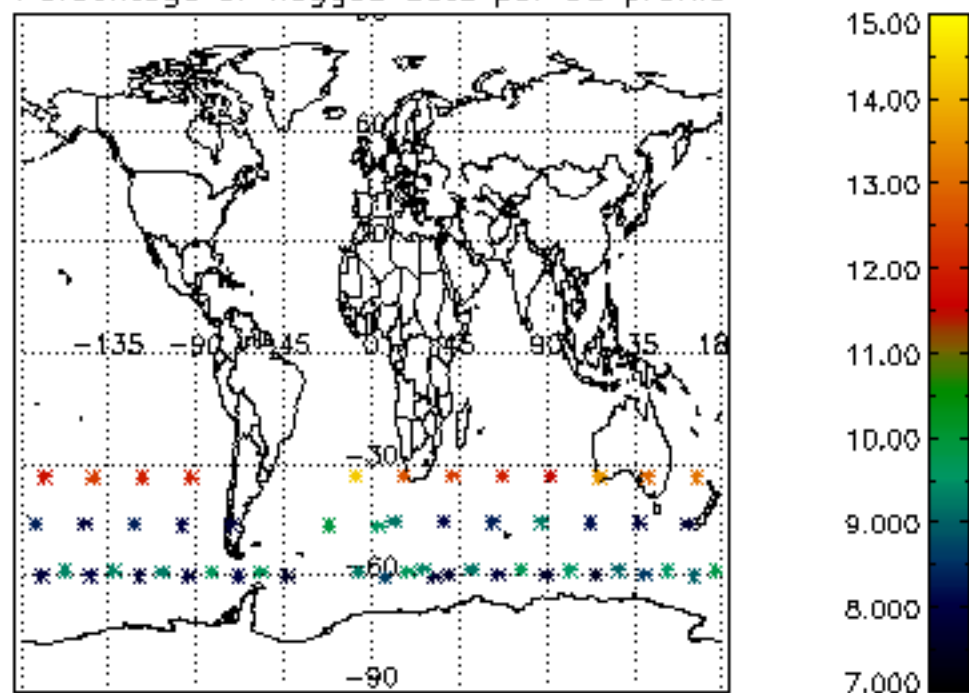




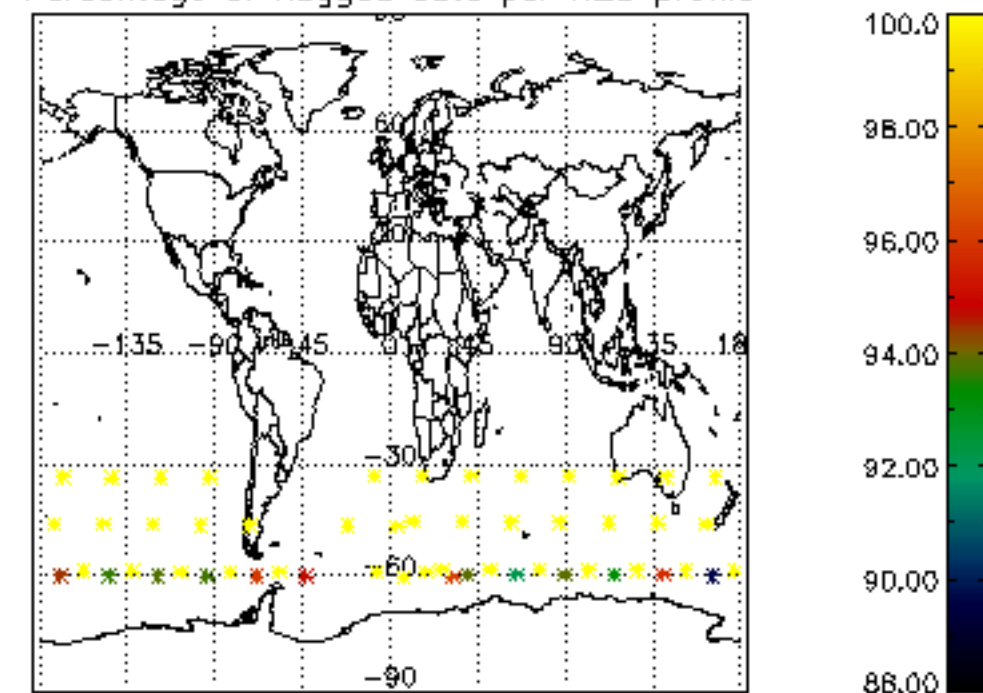




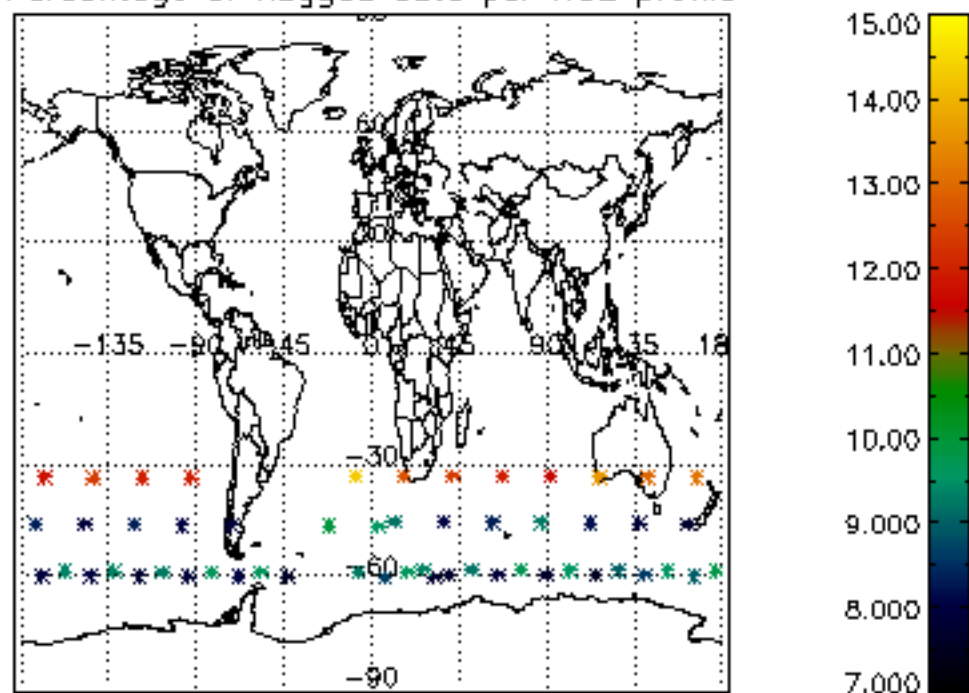
Percentage of flagged data per D3 profile



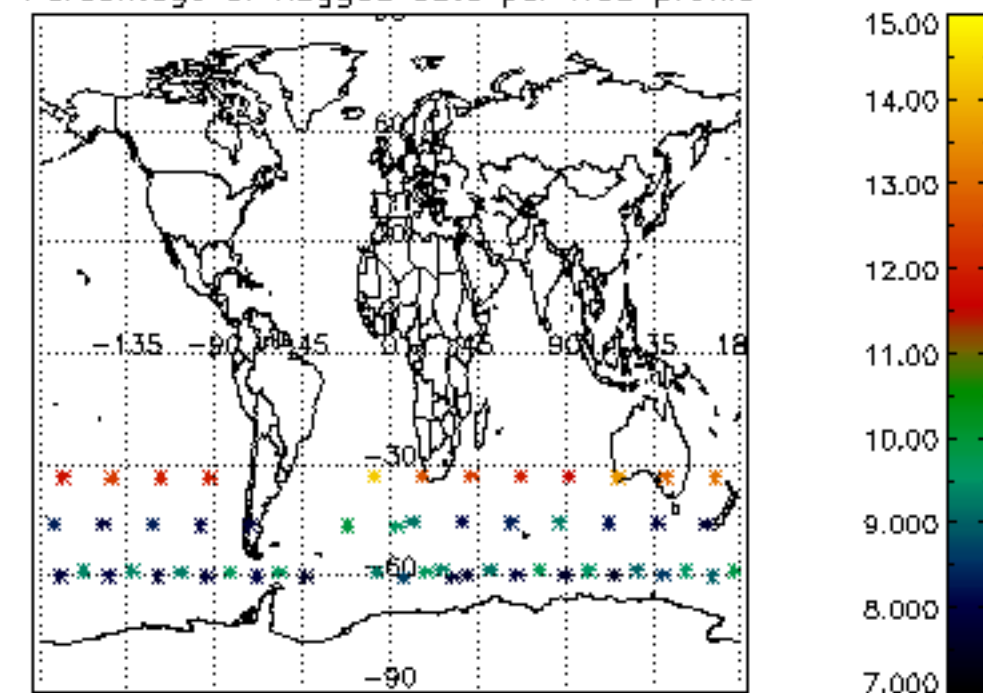
Percentage of flagged data per H2O profile

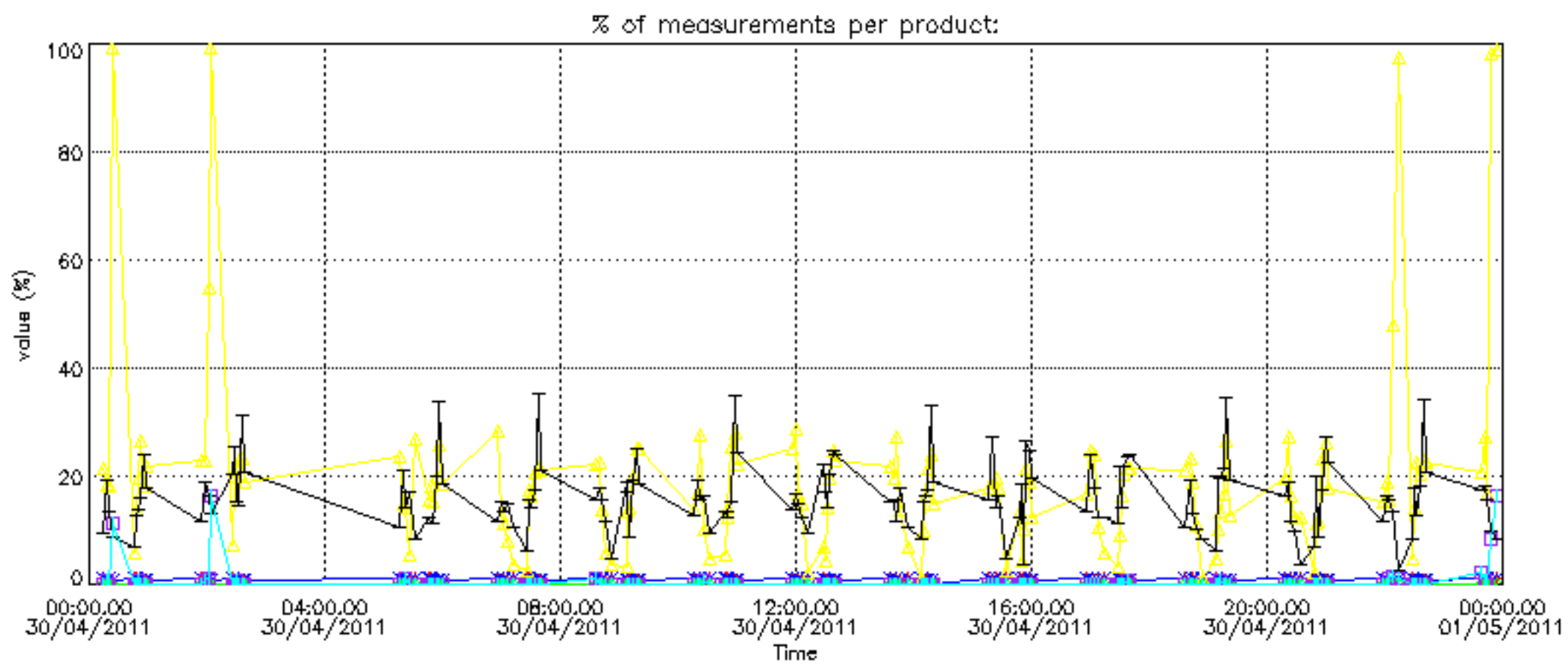


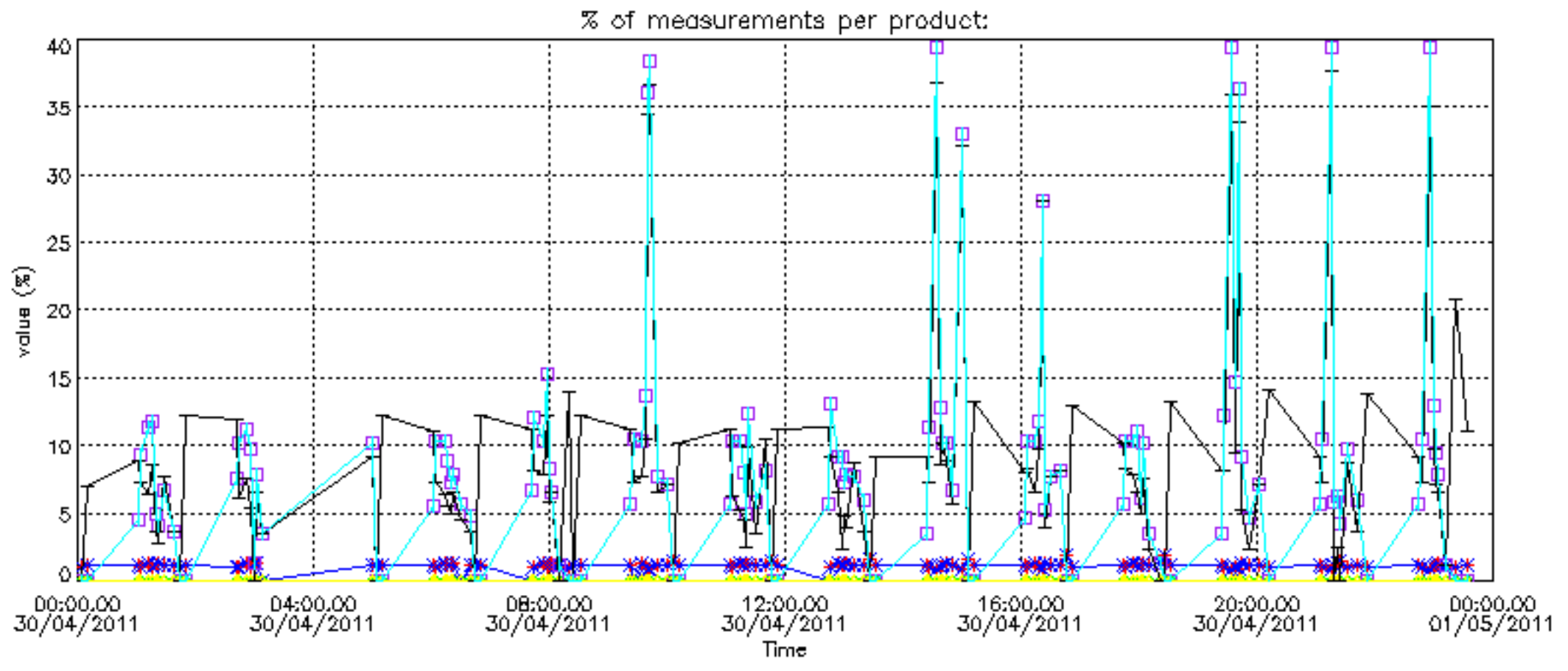
Percentage of flagged data per NO2 profile



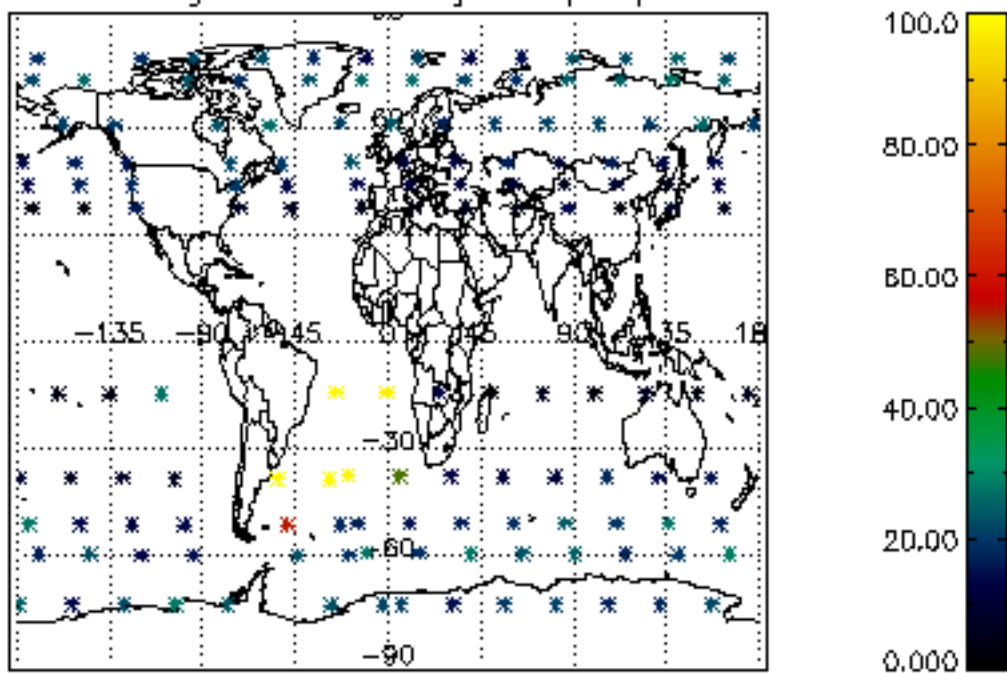
Percentage of flagged data per NO3 profile



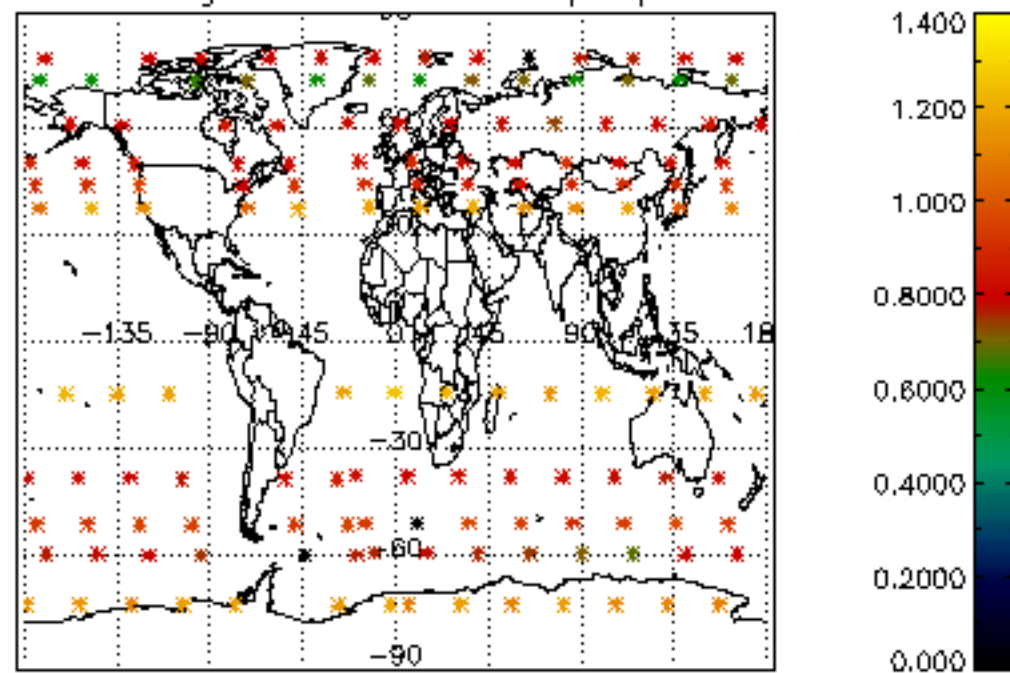




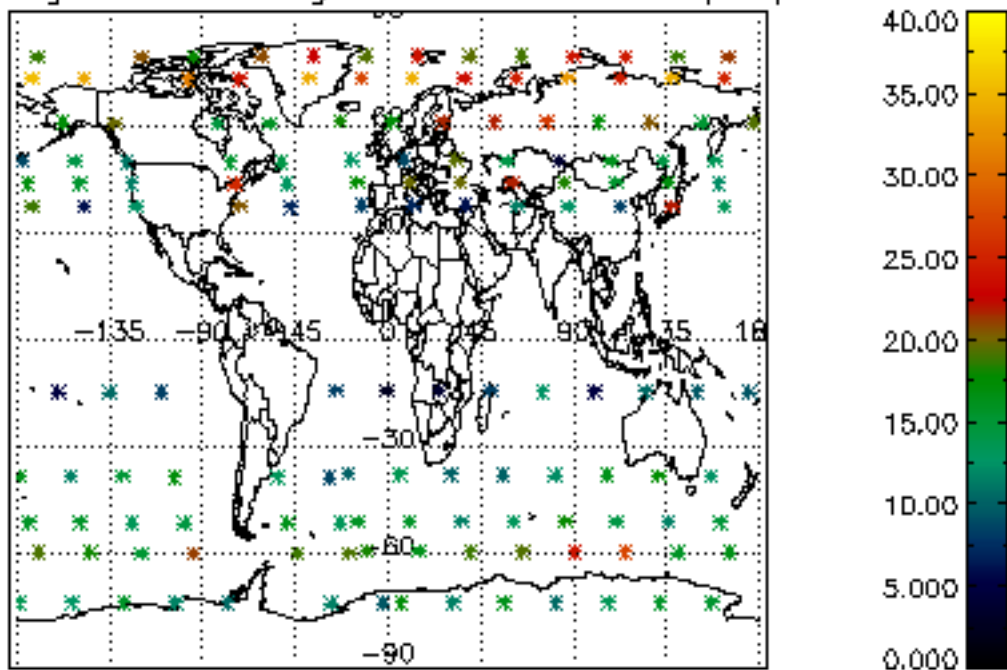
Percentage of cosmic ray hits per profile



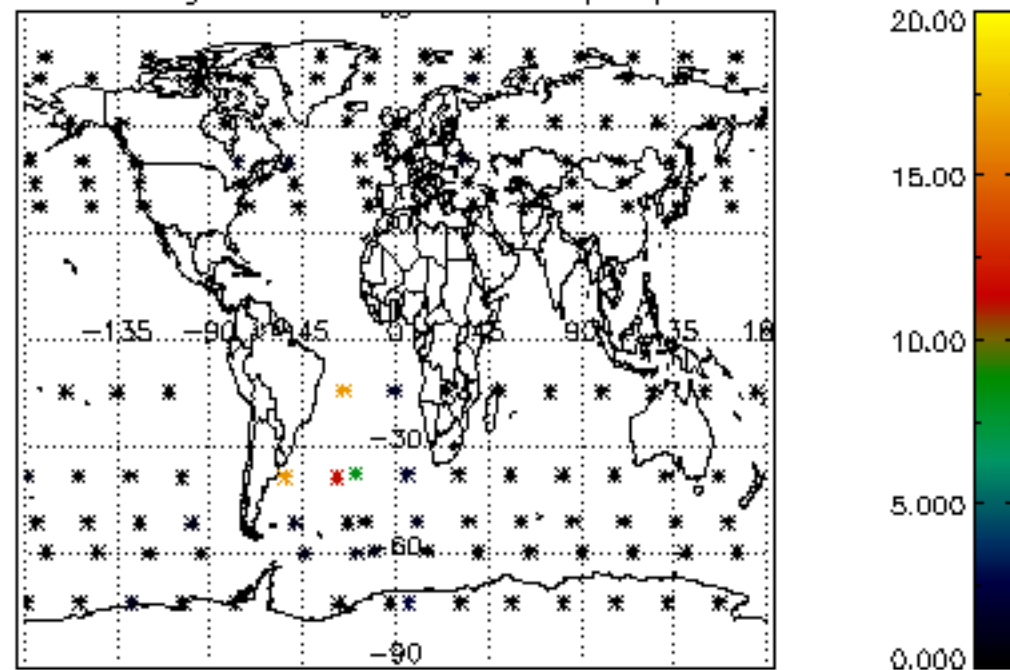
Percentage of datation errors per profile



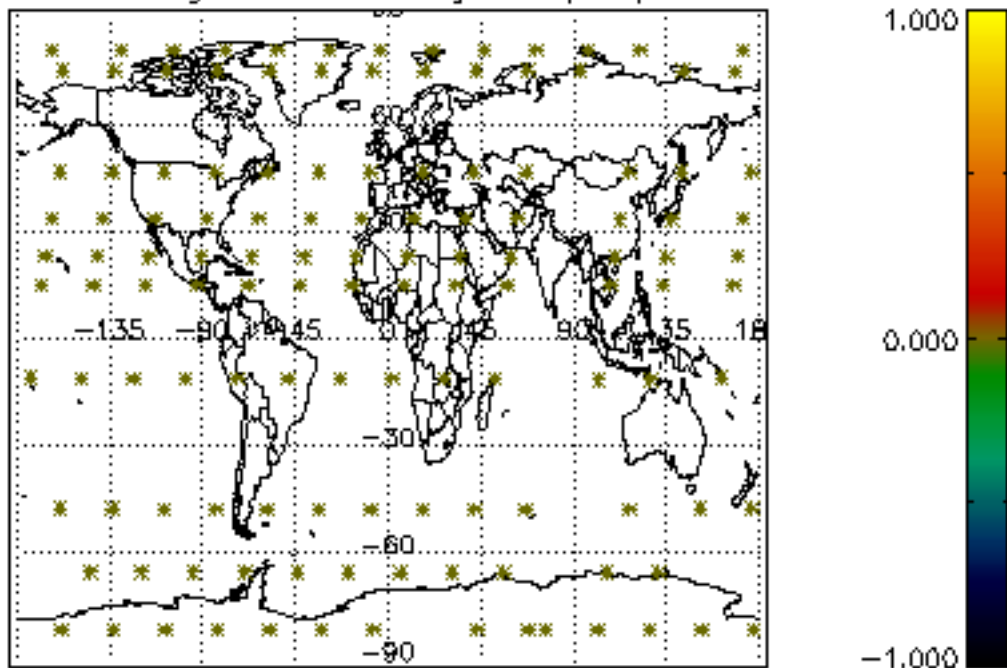
Percentage of star falling outside central band per profile



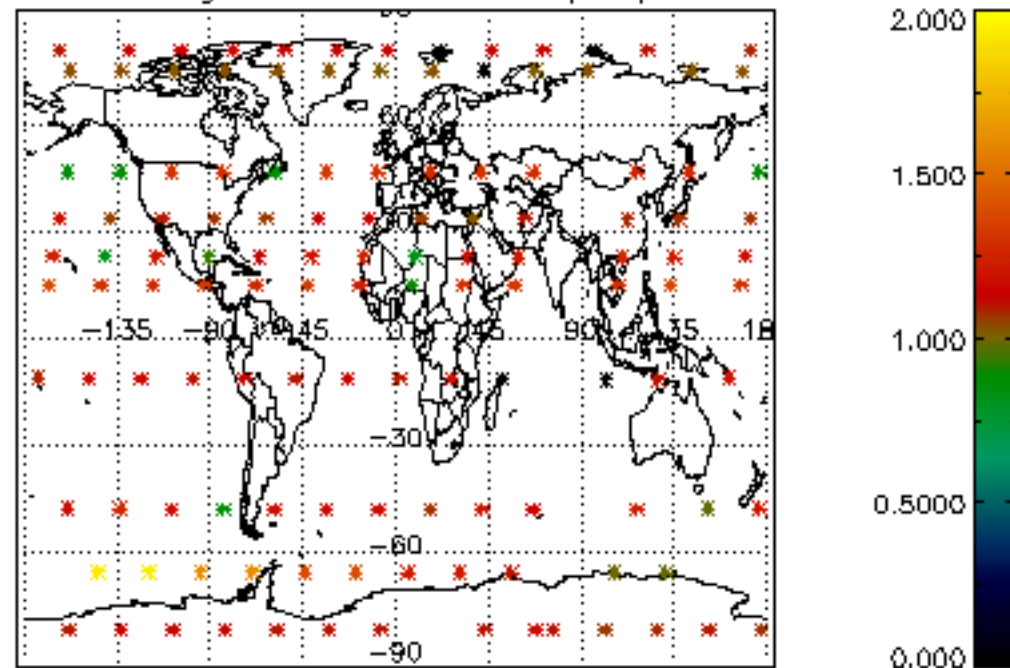
Percentage of saturation errors per profile



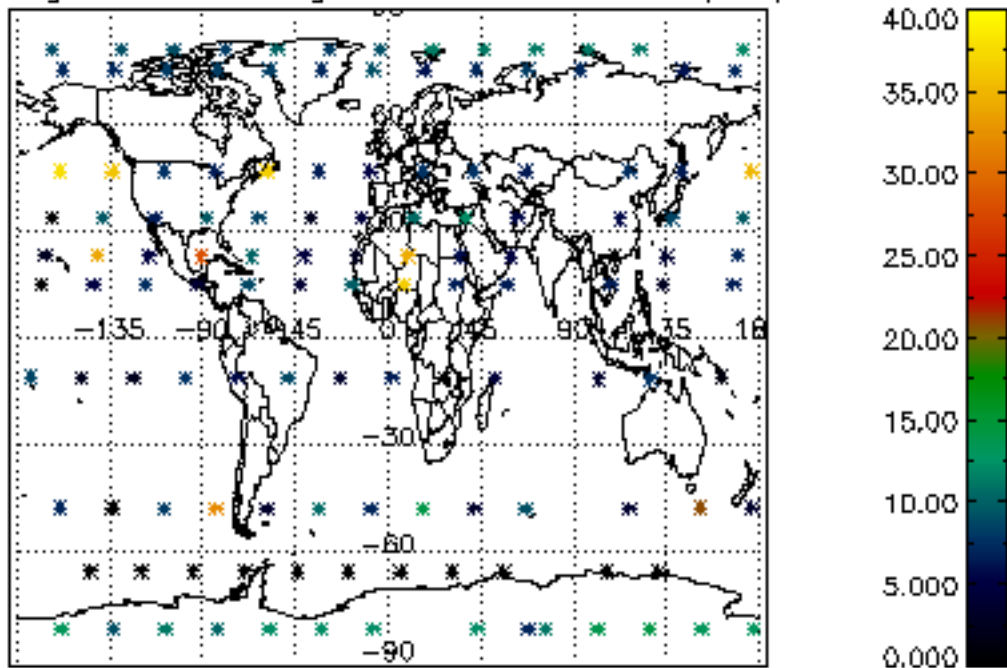
Percentage of cosmic ray hits per profile



Percentage of datation errors per profile



Percentage of star falling outside central band per profile



Percentage of saturation errors per profile

