

# GOMOS Level 2 Daily Report

## SUMMARY

### [1. General Info](#)

### [2. Summary of processed GOM\\_NL\\_2P products](#)

### [3. Level 2 Quality information per product](#)

#### [3.1 Plot of level 2 quality information per product \(time dependant\)](#)

#### [3.2 Plot of level 2 quality information per product \(world map\)](#)

### [4. Level 1 Quality information per product \(stored on level 2 products\)](#)

#### [4.1 Plot of level 1 quality information per product \(time dependant\)](#)

##### [4.1.1 Plot of level 1 quality information per product \(time dependant\): ASCENDING](#)

##### [4.1.2 Plot of level 1 quality information per product \(time dependant\): DESCENDING](#)

#### [4.2 Plot of level 1 quality information per product \(world map\)](#)

##### [4.2.1 Plot of level 1 quality information per product \(world map\): ASCENDING](#)

##### [4.2.2 Plot of level 1 quality information per product \(world map\): DESCENDING](#)

### [5. Ozone profiles based on quality statistics and other trace gas profiles](#)

#### [5.1 Ozone statistics based on quality of products](#)

#### [5.2 Plot ozone profiles for all STD \(dark without errors\)](#)

#### [5.3 Plot ozone profiles where STD < 20% \(dark without errors\)](#)

#### [5.4. Plot ozone profiles where STD < 10% \(dark without errors\)](#)

#### [5.5. Plot ozone profiles where STD < 5% \(dark without errors\)](#)

#### [5.6 Plot NO2 profiles for all STD \(dark without errors\)](#)

#### [5.7 Plot NO3 profiles for all STD \(dark without errors\)](#)

#### [5.8 Plot H2O profiles \(only for occultations of stars 1,2,3,4,13,14,16,26,63 dark without errors\) for all STD](#)

### [6. Auxiliary Data Files used for the production reported in section 2](#)

This report presents the daily analysis on parameters extracted from GOMOS level 2 data (GOM\_NL\_\_2P). It is intended to monitor some important parameters that will impact the quality of these products. A list of level 2 products (and content) that have arrived during the reporting day to the PCF is also given.

Item	Value
Time of report generation	24APR2013 12:54:35
Data source version	GOMOS/6.01
Start time of products	27-04-2011 (27APR2011 00:00:00)
Stop time of products	28-04-2011 (28APR2011 00:00:00)
Store outputs in DB	Yes
Nb of level 2 prods	272
Nb of prods with errors	0

## 2. Summary of processed GOM\_NL\_\_2P products.

Nr	Filename	UTC Start time	Limb	Duration	Star Id	Star Name	Star Mag	Star Temp	Nb Meas	Orbit	Prod. error
1	GOM_NL__2PRFIN20110427_000850_000000413102_00016_47875_8793.N1	27-APR-2011 00:08:50	Bright	41.000	89	5Alp Cep	2.4510	8000.0	82	47875	No
2	GOM_NL__2PRFIN20110427_001401_000000583102_00016_47875_8794.N1	27-APR-2011 00:14:01	Bright	58.000	19	50Alp Cyg	1.2460	10500.	116	47875	No
3	GOM_NL__2PRFIN20110427_001946_000000413102_00016_47875_8795.N1	27-APR-2011 00:19:46	Bright	41.000	164	44Eta Peg	2.9480	5400.0	82	47875	No
4	GOM_NL__2PRFIN20110427_002757_000000623102_00016_47875_8796.N1	27-APR-2011 00:27:57	Dark	62.000	61	8Eps Peg	2.1000	3900.0	124	47875	No
5	GOM_NL__2PRFIN20110427_003024_000000533102_00016_47875_8797.N1	27-APR-2011 00:30:24	Dark	52.500	162	34Alp Aqr	2.9440	5350.0	105	47875	No
6	GOM_NL__2PRFIN20110427_003346_000000573102_00016_47875_8798.N1	27-APR-2011 00:33:46	Dark	57.000	154	22Bet Aqr	2.8990	5700.0	114	47875	No
7	GOM_NL__2PRFIN20110427_005519_000000463102_00017_47876_8791.N1	27-APR-2011 00:55:19	Straylight	46.000	141	Bet Ara	2.8400	4600.0	92	47876	No
8	GOM_NL__2PRFIN20110427_005656_000000593102_00017_47876_8792.N1	27-APR-2011 00:56:56	Straylight	59.000	40	The Sco	1.8590	7100.0	118	47876	No
9	GOM_NL__2PRFIN20110427_005835_000000653102_00017_47876_8793.N1	27-APR-2011 00:58:35	Straylight	65.000	25	35Lam Sco	1.6200	28000.	130	47876	No
10	GOM_NL__2PRFIN20110427_010155_000000643102_00017_47876_8794.N1	27-APR-2011 01:01:55	Straylight	63.500	75	26Eps Sco	2.2910	4250.0	127	47876	No
11	GOM_NL__2PRFIN20110427_010549_000000683102_00017_47876_8795.N1	27-APR-2011 01:05:49	Twilight_stray	68.000	16	21Alp Sco	1.0200	3000.0	136	47876	No
12	GOM_NL__2PRFIN20110427_010814_000000673102_00017_47876_8796.N1	27-APR-2011 01:08:14	Twilight_stray	66.500	80	7Del Sco	2.3160	30000.	133	47876	No
13	GOM_NL__2PRFIN20110427_011135_000000463102_00017_47876_8797.N1	27-APR-2011 01:11:35	Bright	45.500	122	9Alp2Lib	2.7470	9700.0	91	47876	No
14	GOM_NL__2PRFIN20110427_011401_000000533102_00017_47876_8798.N1	27-APR-2011 01:14:01	Bright	52.500	104	27Bet Lib	2.6140	13100.	105	47876	No
15	GOM_NL__2PRFIN20110427_012231_000000423102_00017_47876_8799.N1	27-APR-2011 01:22:31	Bright	42.000	111	8Eta Boo	2.6800	6000.0	84	47876	No
16	GOM_NL__2PRFIN20110427_012630_000000483102_00017_47876_8800.N1	27-APR-2011 01:26:30	Bright	47.500	83		2.3780	11000.	95	47876	No
17	GOM_NL__2PRFIN20110427_012926_000000423102_00017_47876_8801.N1	27-APR-2011 01:29:26	Bright	42.000	180	27Gam Boo	3.0400	8000.0	84	47876	No
18	GOM_NL__2PRFIN20110427_013129_000000393102_00017_47876_8802.N1	27-APR-2011 01:31:29	Bright	39.000	39	85Eta UMa	1.8540	24000.	78	47876	No
19	GOM_NL__2PRFIN20110427_013854_000000403102_00017_47876_8803.N1	27-APR-2011 01:38:54	Bright	40.000	60	7Bet UMi	2.0810	3950.0	80	47876	No
20	GOM_NL__2PRFIN20110427_014903_000000413102_00017_47876_8804.N1	27-APR-2011 01:49:03	Bright	41.000	89	5Alp Cep	2.4510	8000.0	82	47876	No
21	GOM_NL__2PRFIN20110427_015415_000000573102_00017_47876_8805.N1	27-APR-2011 01:54:15	Bright	57.000	19	50Alp Cyg	1.2460	10500.	114	47876	No
22	GOM_NL__2PRFIN20110427_020000_000000403102_00017_47876_8806.N1	27-APR-2011 02:00:00	Bright	40.000	164	44Eta Peg	2.9480	5400.0	80	47876	No
23	GOM_NL__2PRFIN20110427_020811_000000613102_00017_47876_8807.N1	27-APR-2011 02:08:11	Dark	60.500	61	8Eps Peg	2.1000	3900.0	121	47876	No
24	GOM_NL__2PRFIN20110427_021039_000000533102_00017_47876_8808.N1	27-APR-2011 02:10:39	Dark	53.000	162	34Alp Aqr	2.9440	5350.0	106	47876	No
25	GOM_NL__2PRFIN20110427_021401_000000583102_00017_47876_8809.N1	27-APR-2011 02:14:01	Dark	57.500	154	22Bet Aqr	2.8990	5700.0	115	47876	No
26	GOM_NL__2PRFIN20110427_023534_000000483102_00018_47877_8827.N1	27-APR-2011 02:35:34	Straylight	47.500	141	Bet Ara	2.8400	4600.0	95	47877	No
27	GOM_NL__2PRFIN20110427_023711_000000643102_00018_47877_8828.N1	27-APR-2011 02:37:11	Straylight	64.000	40	The Sco	1.8590	7100.0	128	47877	No
28	GOM_NL__2PRFIN20110427_023850_000000593102_00018_47877_8829.N1	27-APR-2011 02:38:50	Straylight	58.500	25	35Lam Sco	1.6200	28000.	117	47877	No
29	GOM_NL__2PRFIN20110427_024209_000000613102_00018_47877_8830.N1	27-APR-2011 02:42:09	Straylight	60.500	75	26Eps Sco	2.2910	4250.0	121	47877	No
30	GOM_NL__2PRFIN20110427_024603_000000683102_00018_47877_8831.N1	27-APR-2011 02:46:03	Twilight_stray	68.000	16	21Alp Sco	1.0200	3000.0	136	47877	No
31	GOM_NL__2PRFIN20110427_024828_000000613102_00018_47877_8832.N1	27-APR-2011 02:48:28	Twilight_stray	61.000	80	7Del Sco	2.3160	30000.	122	47877	No
32	GOM_NL__2PRFIN20110427_025149_000000483102_00018_47877_8833.N1	27-APR-2011 02:51:49	Bright	48.000	122	9Alp2Lib	2.7470	9700.0	96	47877	No
33	GOM_NL__2PRFIN20110427_025415_000000533102_00018_47877_8834.N1	27-APR-2011 02:54:15	Bright	52.500	104	27Bet Lib	2.6140	13100.	105	47877	No
34	GOM_NL__2PRFIN20110427_030245_000000433102_00018_47877_8835.N1	27-APR-2011 03:02:45	Bright	42.500	111	8Eta Boo	2.6800	6000.0	85	47877	No
35	GOM_NL__2PRFIN20110427_030643_000000493102_00018_47877_8836.N1	27-APR-2011 03:06:43	Bright	48.500	83		2.3780	11000.	97	47877	No
36	GOM_NL__2PRFIN20110427_030940_000000433102_00018_47877_8837.N1	27-APR-2011 03:09:40	Bright	42.500	180	27Gam Boo	3.0400	8000.0	85	47877	No
37	GOM_NL__2PRFIN20110427_031143_000000413102_00018_47877_8838.N1	27-APR-2011 03:11:43	Bright	40.500	39	85Eta UMa	1.8540	24000.	81	47877	No
38	GOM_NL__2PRFIN20110427_031907_000000403102_00018_47877_8839.N1	27-APR-2011 03:19:07	Bright	39.500	60	7Bet UMi	2.0810	3950.0	79	47877	No
39	GOM_NL__2PRFIN20110427_032917_000000423102_00018_47877_8840.N1	27-APR-2011 03:29:17	Bright	41.500	89	5Alp Cep	2.4510	8000.0	83	47877	No
40	GOM_NL__2PRFIN20110427_033428_000000573102_00018_47877_8841.N1	27-APR-2011 03:34:28	Bright	56.500	19	50Alp Cyg	1.2460	10500.	113	47877	No
41	GOM_NL__2PRFIN20110427_034014_000000423102_00018_47877_8842.N1	27-APR-2011 03:40:14	Bright	41.500	164	44Eta Peg	2.9480	5400.0	83	47877	No
42	GOM_NL__2PRFIN20110427_034826_000000653102_00018_47877_8843.N1	27-APR-2011 03:48:26	Dark	64.500	61	8Eps Peg	2.1000	3900.0	129	47877	No

43	GOM_NL__2PRFIN20110427_035053_000000493102_00018_47877_8844.N1	27-APR-2011 03:50:53	Dark	49.000	162	34Alp Aqr	2.9440	5350.0	98	47877	No
44	GOM_NL__2PRFIN20110427_035417_000000563102_00018_47877_8845.N1	27-APR-2011 03:54:17	Dark	56.000	154	22Bet Aqr	2.8990	5700.0	112	47877	No
45	GOM_NL__2PRFIN20110427_041548_000000463102_00019_47878_8844.N1	27-APR-2011 04:15:48	Straylight	46.000	141	Bet Ara	2.8400	4600.0	92	47878	No
46	GOM_NL__2PRFIN20110427_041726_000000583102_00019_47878_8845.N1	27-APR-2011 04:17:26	Straylight	57.500	40	The Sco	1.8590	7100.0	115	47878	No
47	GOM_NL__2PRFIN20110427_041905_000000603102_00019_47878_8846.N1	27-APR-2011 04:19:05	Straylight	60.000	25	35Lam Sco	1.6200	28000.	120	47878	No
48	GOM_NL__2PRFIN20110427_042224_000000653102_00019_47878_8847.N1	27-APR-2011 04:22:24	Straylight	65.000	75	26Eps Sco	2.2910	4250.0	130	47878	No
49	GOM_NL__2PRFIN20110427_042618_000000723102_00019_47878_8848.N1	27-APR-2011 04:26:18	Tw_i_and_stray	72.000	16	21Alp Sco	1.0200	3000.0	144	47878	No
50	GOM_NL__2PRFIN20110427_042843_000000653102_00019_47878_8849.N1	27-APR-2011 04:28:43	Tw_i_and_stray	65.000	80	7Del Sco	2.3160	30000.	130	47878	No
51	GOM_NL__2PRFIN20110427_043204_000000473102_00019_47878_8850.N1	27-APR-2011 04:32:04	Bright	46.500	122	9Alp2Lib	2.7470	9700.0	93	47878	No
52	GOM_NL__2PRFIN20110427_043429_000000523102_00019_47878_8851.N1	27-APR-2011 04:34:29	Bright	51.500	104	27Bet Lib	2.6140	13100.	103	47878	No
53	GOM_NL__2PRFIN20110427_044259_000000403102_00019_47878_8852.N1	27-APR-2011 04:42:59	Bright	40.000	111	8Eta Boo	2.6800	6000.0	80	47878	No
54	GOM_NL__2PRFIN20110427_044657_000000493102_00019_47878_8853.N1	27-APR-2011 04:46:57	Bright	49.000	83		2.3780	11000.	98	47878	No
55	GOM_NL__2PRFIN20110427_044953_000000443102_00019_47878_8854.N1	27-APR-2011 04:49:53	Bright	43.500	180	27Gam Boo	3.0400	8000.0	87	47878	No
56	GOM_NL__2PRFIN20110427_045157_000000383102_00019_47878_8855.N1	27-APR-2011 04:51:57	Bright	37.500	39	85Eta UMa	1.8540	24000.	75	47878	No
57	GOM_NL__2PRFIN20110427_045921_000000393102_00019_47878_8856.N1	27-APR-2011 04:59:21	Bright	39.000	60	7Bet UMi	2.0810	3950.0	78	47878	No
58	GOM_NL__2PRFIN20110427_050931_000000423102_00019_47878_8857.N1	27-APR-2011 05:09:31	Bright	41.500	89	5Alp Cep	2.4510	8000.0	83	47878	No
59	GOM_NL__2PRFIN20110427_051442_000000563102_00019_47878_8858.N1	27-APR-2011 05:14:42	Bright	55.500	19	50Alp Cyg	1.2460	10500.	111	47878	No
60	GOM_NL__2PRFIN20110427_052029_000000593102_00019_47878_8859.N1	27-APR-2011 05:20:29	Bright	59.000	164	44Eta Peg	2.9480	5400.0	118	47878	No
61	GOM_NL__2PRFIN20110427_052841_000000623102_00019_47878_8860.N1	27-APR-2011 05:28:41	Dark	62.000	61	8Eps Peg	2.1000	3900.0	124	47878	No
62	GOM_NL__2PRFIN20110427_053108_000000533102_00019_47878_8861.N1	27-APR-2011 05:31:08	Dark	53.000	162	34Alp Aqr	2.9440	5350.0	106	47878	No
63	GOM_NL__2PRFIN20110427_053432_000000613102_00019_47878_8862.N1	27-APR-2011 05:34:32	Dark	60.500	154	22Bet Aqr	2.8990	5700.0	121	47878	No
64	GOM_NL__2PRFIN20110427_055603_000000513102_00020_47879_8879.N1	27-APR-2011 05:56:03	Straylight	50.500	141	Bet Ara	2.8400	4600.0	101	47879	No
65	GOM_NL__2PRFIN20110427_055741_000000663102_00020_47879_8880.N1	27-APR-2011 05:57:41	Straylight	66.000	40	The Sco	1.8590	7100.0	132	47879	No
66	GOM_NL__2PRFIN20110427_055921_000000593102_00020_47879_8881.N1	27-APR-2011 05:59:21	Straylight	59.000	25	35Lam Sco	1.6200	28000.	118	47879	No
67	GOM_NL__2PRFIN20110427_060239_000000643102_00020_47879_8882.N1	27-APR-2011 06:02:39	Straylight	63.500	75	26Eps Sco	2.2910	4250.0	127	47879	No
68	GOM_NL__2PRFIN20110427_060633_000000723102_00020_47879_8883.N1	27-APR-2011 06:06:33	Tw_i_and_stray	72.000	16	21Alp Sco	1.0200	3000.0	144	47879	No
69	GOM_NL__2PRFIN20110427_060857_000000713102_00020_47879_8884.N1	27-APR-2011 06:08:57	Tw_i_and_stray	70.500	80	7Del Sco	2.3160	30000.	141	47879	No
70	GOM_NL__2PRFIN20110427_061218_000000453102_00020_47879_8885.N1	27-APR-2011 06:12:18	Bright	45.000	122	9Alp2Lib	2.7470	9700.0	90	47879	No
71	GOM_NL__2PRFIN20110427_061443_000000513102_00020_47879_8886.N1	27-APR-2011 06:14:43	Bright	51.000	104	27Bet Lib	2.6140	13100.	102	47879	No
72	GOM_NL__2PRFIN20110427_062313_000000413102_00020_47879_8887.N1	27-APR-2011 06:23:13	Bright	41.000	111	8Eta Boo	2.6800	6000.0	82	47879	No
73	GOM_NL__2PRFIN20110427_062710_000000503102_00020_47879_8888.N1	27-APR-2011 06:27:10	Bright	50.000	83		2.3780	11000.	100	47879	No
74	GOM_NL__2PRFIN20110427_063007_000000443102_00020_47879_8889.N1	27-APR-2011 06:30:07	Bright	43.500	180	27Gam Boo	3.0400	8000.0	87	47879	No
75	GOM_NL__2PRFIN20110427_063210_000000573102_00020_47879_8890.N1	27-APR-2011 06:32:10	Bright	57.000	39	85Eta UMa	1.8540	24000.	114	47879	No
76	GOM_NL__2PRFIN20110427_063935_000000393102_00020_47879_8891.N1	27-APR-2011 06:39:35	Bright	38.500	60	7Bet UMi	2.0810	3950.0	77	47879	No
77	GOM_NL__2PRFIN20110427_064945_000000413102_00020_47879_8892.N1	27-APR-2011 06:49:45	Bright	41.000	89	5Alp Cep	2.4510	8000.0	82	47879	No
78	GOM_NL__2PRFIN20110427_065456_000000573102_00020_47879_8893.N1	27-APR-2011 06:54:56	Bright	56.500	19	50Alp Cyg	1.2460	10500.	113	47879	No
79	GOM_NL__2PRFIN20110427_070043_000000433102_00020_47879_8894.N1	27-APR-2011 07:00:43	Bright	42.500	164	44Eta Peg	2.9480	5400.0	85	47879	No
80	GOM_NL__2PRFIN20110427_070856_000000653102_00020_47879_8895.N1	27-APR-2011 07:08:56	Dark	65.000	61	8Eps Peg	2.1000	3900.0	130	47879	No
81	GOM_NL__2PRFIN20110427_071123_000000503102_00020_47879_8896.N1	27-APR-2011 07:11:23	Dark	49.500	162	34Alp Aqr	2.9440	5350.0	99	47879	No
82	GOM_NL__2PRFIN20110427_071447_000000593102_00020_47879_8897.N1	27-APR-2011 07:14:47	Dark	59.000	154	22Bet Aqr	2.8990	5700.0	118	47879	No
83	GOM_NL__2PRFIN20110427_073617_000000483102_00021_47880_8894.N1	27-APR-2011 07:36:17	Straylight	47.500	141	Bet Ara	2.8400	4600.0	95	47880	No
84	GOM_NL__2PRFIN20110427_073755_000000643102_00021_47880_8895.N1	27-APR-2011 07:37:55	Straylight	64.000	40	The Sco	1.8590	7100.0	128	47880	No
85	GOM_NL__2PRFIN20110427_073936_000000623102_00021_47880_8896.N1	27-APR-2011 07:39:36	Straylight	62.000	25	35Lam Sco	1.6200	28000.	124	47880	No
86	GOM_NL__2PRFIN20110427_074254_000000643102_00021_47880_8897.N1	27-APR-2011 07:42:54	Straylight	64.000	75	26Eps Sco	2.2910	4250.0	128	47880	No
87	GOM_NL__2PRFIN20110427_074648_000000753102_00021_47880_8898.N1	27-APR-2011 07:46:48	Tw_i_and_stray	75.000	16	21Alp Sco	1.0200	3000.0	150	47880	No
88	GOM_NL__2PRFIN20110427_074912_000000643102_00021_47880_8899.N1	27-APR-2011 07:49:12	Tw_i_and_stray	63.500	80	7Del Sco	2.3160	30000.	127	47880	No
89	GOM_NL__2PRFIN20110427_075232_000000483102_00021_47880_8900.N1	27-APR-2011 07:52:32	Bright	48.000	122	9Alp2Lib	2.7470	9700.0	96	47880	No
90	GOM_NL__2PRFIN20110427_075457_000000513102_00021_47880_8901.N1	27-APR-2011 07:54:57	Bright	51.000	104	27Bet Lib	2.6140	13100.	102	47880	No
91	GOM_NL__2PRFIN20110427_080326_000000593102_00021_47880_8902.N1	27-APR-2011 08:03:26	Bright	59.000	111	8Eta Boo	2.6800	6000.0	118	47880	No
92	GOM_NL__2PRFIN20110427_080724_000000463102_00021_47880_8903.N1	27-APR-2011 08:07:24	Bright	46.000	83		2.3780	11000.	92	47880	No
93	GOM_NL__2PRFIN20110427_081020_000000443102_00021_47880_8904.N1	27-APR-2011 08:10:20	Bright	43.500	180	27Gam Boo	3.0400	8000.0	87	47880	No
94	GOM_NL__2PRFIN20110427_081224_000000383102_00021_47880_8905.N1	27-APR-2011 08:12:24	Bright	38.000	39	85Eta UMa	1.8540	24000.	76	47880	No
95	GOM_NL__2PRFIN20110427_081949_000000403102_00021_47880_8906.N1	27-APR-2011 08:19:49	Bright	39.500	60	7Bet UMi	2.0810	3950.0	79	47880	No
96	GOM_NL__2PRFIN20110427_082959_000000423102_00021_47880_8907.N1	27-APR-2011 08:29:59	Bright	42.000	89	5Alp Cep	2.4510	8000.0	84	47880	No
97	GOM_NL__2PRFIN20110427_083510_000000573102_00021_47880_8908.N1	27-APR-2011 08:35:10	Bright	57.000	19	50Alp Cyg	1.2460	10500.	114	47880	No
98	GOM_NL__2PRFIN20110427_084057_000000403102_00021_47880_8909.N1	27-APR-2011 08:40:57	Bright	39.500	164	44Eta Peg	2.9480	5400.0	79	47880	No
99	GOM_NL__2PRFIN20110427_084910_000000603102_00021_47880_8910.N1	27-APR-2011 08:49:10	Dark	60.000	61	8Eps Peg	2.1000	3900.0	120	47880	No
100	GOM_NL__2PRFIN20110427_085138_000000523102_00021_47880_8911.N1	27-APR-2011 08:51:38	Dark	52.000	162	34Alp Aqr	2.9440	5350.0	104	47880	No
101	GOM_NL__2PRFIN20110427_085502_000000593102_00021_47880_8912.N1	27-APR-2011 08:55:02	Dark	58.500	154	22Bet Aqr	2.8990	5700.0	117	47880	No

102	GOM_NL__2PRFIN20110427_091633_000000493102_00022_47881_8930.N1	27-APR-2011 09:16:33	Straylight	48.500	141	Bet Ara	2.8400	4600.0	97	47881	No
103	GOM_NL__2PRFIN20110427_091811_000000563102_00022_47881_8931.N1	27-APR-2011 09:18:11	Straylight	56.000	40	The Sco	1.8590	7100.0	112	47881	No
104	GOM_NL__2PRFIN20110427_091951_000000613102_00022_47881_8932.N1	27-APR-2011 09:19:51	Straylight	60.500	25	35Lam Sco	1.6200	28000.	121	47881	No
105	GOM_NL__2PRFIN20110427_092308_000000643102_00022_47881_8933.N1	27-APR-2011 09:23:08	Straylight	63.500	75	26Eps Sco	2.2910	4250.0	127	47881	No
106	GOM_NL__2PRFIN20110427_092702_000000753102_00022_47881_8934.N1	27-APR-2011 09:27:02	Twi_and_stray	75.000	16	21Alp Sco	1.0200	3000.0	150	47881	No
107	GOM_NL__2PRFIN20110427_092926_000000643102_00022_47881_8935.N1	27-APR-2011 09:29:26	Twi_and_stray	63.500	80	7Del Sco	2.3160	30000.	127	47881	No
108	GOM_NL__2PRFIN20110427_093246_000000453102_00022_47881_8936.N1	27-APR-2011 09:32:46	Bright	45.000	122	9Alp2Lib	2.7470	9700.0	90	47881	No
109	GOM_NL__2PRFIN20110427_093511_000000523102_00022_47881_8937.N1	27-APR-2011 09:35:11	Bright	51.500	104	27Bet Lib	2.6140	13100.	103	47881	No
110	GOM_NL__2PRFIN20110427_094340_000000593102_00022_47881_8938.N1	27-APR-2011 09:43:40	Bright	59.000	111	8Eta Boo	2.6800	6000.0	118	47881	No
111	GOM_NL__2PRFIN20110427_094737_000000513102_00022_47881_8939.N1	27-APR-2011 09:47:37	Bright	50.500	83		2.3780	11000.	101	47881	No
112	GOM_NL__2PRFIN20110427_095034_000000443102_00022_47881_8940.N1	27-APR-2011 09:50:34	Bright	43.500	180	27Gam Boo	3.0400	8000.0	87	47881	No
113	GOM_NL__2PRFIN20110427_095238_000000393102_00022_47881_8941.N1	27-APR-2011 09:52:38	Bright	39.000	39	85Eta UMa	1.8540	24000.	78	47881	No
114	GOM_NL__2PRFIN20110427_100003_000000403102_00022_47881_8942.N1	27-APR-2011 10:00:03	Bright	40.000	60	7Bet UMi	2.0810	3950.0	80	47881	No
115	GOM_NL__2PRFIN20110427_101012_000000433102_00022_47881_8943.N1	27-APR-2011 10:10:12	Bright	42.500	89	5Alp Cep	2.4510	8000.0	85	47881	No
116	GOM_NL__2PRFIN20110427_101523_000000563102_00022_47881_8944.N1	27-APR-2011 10:15:23	Bright	55.500	19	50Alp Cyg	1.2460	10500.	111	47881	No
117	GOM_NL__2PRFIN20110427_102111_000000443102_00022_47881_8945.N1	27-APR-2011 10:21:11	Bright	43.500	164	44Eta Peg	2.9480	5400.0	87	47881	No
118	GOM_NL__2PRFIN20110427_102925_000000613102_00022_47881_8946.N1	27-APR-2011 10:29:25	Dark	61.000	61	8Eps Peg	2.1000	3900.0	122	47881	No
119	GOM_NL__2PRFIN20110427_103152_000000513102_00022_47881_8947.N1	27-APR-2011 10:31:52	Dark	51.000	162	34Alp Aqr	2.9440	5350.0	102	47881	No
120	GOM_NL__2PRFIN20110427_103517_000000563102_00022_47881_8948.N1	27-APR-2011 10:35:17	Dark	56.000	154	22Bet Aqr	2.8990	5700.0	112	47881	No
121	GOM_NL__2PRFIN20110427_105647_000000503102_00023_47882_8990.N1	27-APR-2011 10:56:47	Straylight	50.000	141	Bet Ara	2.8400	4600.0	100	47882	No
122	GOM_NL__2PRFIN20110427_105826_000000603102_00023_47882_8991.N1	27-APR-2011 10:58:26	Straylight	59.500	40	The Sco	1.8590	7100.0	119	47882	No
123	GOM_NL__2PRFIN20110427_110006_000000623102_00023_47882_8992.N1	27-APR-2011 11:00:06	Straylight	62.000	25	35Lam Sco	1.6200	28000.	124	47882	No
124	GOM_NL__2PRFIN20110427_110323_000000643102_00023_47882_8993.N1	27-APR-2011 11:03:23	Straylight	63.500	75	26Eps Sco	2.2910	4250.0	127	47882	No
125	GOM_NL__2PRFIN20110427_110716_000000783102_00023_47882_8994.N1	27-APR-2011 11:07:16	Twi_and_stray	77.500	16	21Alp Sco	1.0200	3000.0	155	47882	No
126	GOM_NL__2PRFIN20110427_110940_000000653102_00023_47882_8995.N1	27-APR-2011 11:09:40	Twi_and_stray	65.000	80	7Del Sco	2.3160	30000.	130	47882	No
127	GOM_NL__2PRFIN20110427_111300_000000463102_00023_47882_8996.N1	27-APR-2011 11:13:00	Bright	46.000	122	9Alp2Lib	2.7470	9700.0	92	47882	No
128	GOM_NL__2PRFIN20110427_111524_000000513102_00023_47882_8997.N1	27-APR-2011 11:15:24	Bright	51.000	104	27Bet Lib	2.6140	13100.	102	47882	No
129	GOM_NL__2PRFIN20110427_112354_000000403102_00023_47882_8998.N1	27-APR-2011 11:23:54	Bright	39.500	111	8Eta Boo	2.6800	6000.0	79	47882	No
130	GOM_NL__2PRFIN20110427_112750_000000483102_00023_47882_8999.N1	27-APR-2011 11:27:50	Bright	48.000	83		2.3780	11000.	96	47882	No
131	GOM_NL__2PRFIN20110427_113047_000000443102_00023_47882_9000.N1	27-APR-2011 11:30:47	Bright	43.500	180	27Gam Boo	3.0400	8000.0	87	47882	No
132	GOM_NL__2PRFIN20110427_113251_000000413102_00023_47882_9001.N1	27-APR-2011 11:32:51	Bright	40.500	39	85Eta UMa	1.8540	24000.	81	47882	No
133	GOM_NL__2PRFIN20110427_114018_000000383102_00023_47882_9002.N1	27-APR-2011 11:40:18	Bright	38.000	60	7Bet UMi	2.0810	3950.0	76	47882	No
134	GOM_NL__2PRFIN20110427_115026_000000443102_00023_47882_9003.N1	27-APR-2011 11:50:26	Bright	43.500	89	5Alp Cep	2.4510	8000.0	87	47882	No
135	GOM_NL__2PRFIN20110427_115537_000000563102_00023_47882_9004.N1	27-APR-2011 11:55:37	Bright	56.000	19	50Alp Cyg	1.2460	10500.	112	47882	No
136	GOM_NL__2PRFIN20110427_120125_000000423102_00023_47882_9005.N1	27-APR-2011 12:01:25	Bright	42.000	164	44Eta Peg	2.9480	5400.0	84	47882	No
137	GOM_NL__2PRFIN20110427_120940_000000633102_00023_47882_9006.N1	27-APR-2011 12:09:40	Dark	63.000	61	8Eps Peg	2.1000	3900.0	126	47882	No
138	GOM_NL__2PRFIN20110427_121207_000000513102_00023_47882_9007.N1	27-APR-2011 12:12:07	Dark	51.000	162	34Alp Aqr	2.9440	5350.0	102	47882	No
139	GOM_NL__2PRFIN20110427_121532_000000573102_00023_47882_9008.N1	27-APR-2011 12:15:32	Dark	57.000	154	22Bet Aqr	2.8990	5700.0	114	47882	No
140	GOM_NL__2PRFIN20110427_123701_000000453102_00024_47883_9024.N1	27-APR-2011 12:37:01	Straylight	44.500	141	Bet Ara	2.8400	4600.0	89	47883	No
141	GOM_NL__2PRFIN20110427_123840_000000573102_00024_47883_9025.N1	27-APR-2011 12:38:40	Straylight	57.000	40	The Sco	1.8590	7100.0	114	47883	No
142	GOM_NL__2PRFIN20110427_124021_000000593102_00024_47883_9026.N1	27-APR-2011 12:40:21	Straylight	59.000	25	35Lam Sco	1.6200	28000.	118	47883	No
143	GOM_NL__2PRFIN20110427_124338_000000613102_00024_47883_9027.N1	27-APR-2011 12:43:38	Straylight	61.000	75	26Eps Sco	2.2910	4250.0	122	47883	No
144	GOM_NL__2PRFIN20110427_124731_000000793102_00024_47883_9028.N1	27-APR-2011 12:47:31	Twi_and_stray	79.000	16	21Alp Sco	1.0200	3000.0	158	47883	No
145	GOM_NL__2PRFIN20110427_124955_000000683102_00024_47883_9029.N1	27-APR-2011 12:49:55	Twi_and_stray	67.500	80	7Del Sco	2.3160	30000.	135	47883	No
146	GOM_NL__2PRFIN20110427_125314_000000483102_00024_47883_9030.N1	27-APR-2011 12:53:14	Bright	48.000	122	9Alp2Lib	2.7470	9700.0	96	47883	No
147	GOM_NL__2PRFIN20110427_125538_000000513102_00024_47883_9031.N1	27-APR-2011 12:55:38	Bright	51.000	104	27Bet Lib	2.6140	13100.	102	47883	No
148	GOM_NL__2PRFIN20110427_130407_000000403102_00024_47883_9032.N1	27-APR-2011 13:04:07	Bright	39.500	111	8Eta Boo	2.6800	6000.0	79	47883	No
149	GOM_NL__2PRFIN20110427_130804_000000573102_00024_47883_9033.N1	27-APR-2011 13:08:04	Bright	56.500	83		2.3780	11000.	113	47883	No
150	GOM_NL__2PRFIN20110427_131101_000000433102_00024_47883_9034.N1	27-APR-2011 13:11:01	Bright	42.500	180	27Gam Boo	3.0400	8000.0	85	47883	No
151	GOM_NL__2PRFIN20110427_131305_000000403102_00024_47883_9035.N1	27-APR-2011 13:13:05	Bright	40.000	39	85Eta UMa	1.8540	24000.	80	47883	No
152	GOM_NL__2PRFIN20110427_132034_000000373102_00024_47883_9036.N1	27-APR-2011 13:20:34	Bright	36.500	60	7Bet UMi	2.0810	3950.0	73	47883	No
153	GOM_NL__2PRFIN20110427_133040_000000413102_00024_47883_9037.N1	27-APR-2011 13:30:40	Bright	41.000	89	5Alp Cep	2.4510	8000.0	82	47883	No
154	GOM_NL__2PRFIN20110427_133550_000000593102_00024_47883_9038.N1	27-APR-2011 13:35:50	Bright	58.500	19	50Alp Cyg	1.2460	10500.	117	47883	No
155	GOM_NL__2PRFIN20110427_134139_000000593102_00024_47883_9039.N1	27-APR-2011 13:41:39	Bright	59.000	164	44Eta Peg	2.9480	5400.0	118	47883	No
156	GOM_NL__2PRFIN20110427_134954_000000623102_00024_47883_9040.N1	27-APR-2011 13:49:54	Dark	62.000	61	8Eps Peg	2.1000	3900.0	124	47883	No
157	GOM_NL__2PRFIN20110427_135221_000000543102_00024_47883_9041.N1	27-APR-2011 13:52:21	Dark	54.000	162	34Alp Aqr	2.9440	5350.0	108	47883	No
158	GOM_NL__2PRFIN20110427_135547_000000563102_00024_47883_9042.N1	27-APR-2011 13:55:47	Dark	56.000	154	22Bet Aqr	2.8990	5700.0	112	47883	No
159	GOM_NL__2PRFIN20110427_141716_000000433102_00025_47884_9102.N1	27-APR-2011 14:17:16	Straylight	42.500	141	Bet Ara	2.8400	4600.0	85	47884	No
160	GOM_NL__2PRFIN20110427_141855_000000583102_00025_47884_9103.N1	27-APR-2011 14:18:55	Straylight	58.000	40	The Sco	1.8590	7100.0	116	47884	No



161	GOM_NL__2PRFIN20110427_142036_000000643102_00025_47884_9104.N1	27-APR-2011 14:20:36	Straylight	64.000	25	35Lam Sco	1.6200	28000.	128	47884	No
162	GOM_NL__2PRFIN20110427_142353_000000643102_00025_47884_9105.N1	27-APR-2011 14:23:53	Straylight	64.000	75	26Eps Sco	2.2910	4250.0	128	47884	No
163	GOM_NL__2PRFIN20110427_142746_000000773102_00025_47884_9106.N1	27-APR-2011 14:27:46	Twi_and_stray	77.000	16	21Alp Sco	1.0200	3000.0	154	47884	No
164	GOM_NL__2PRFIN20110427_143009_000000613102_00025_47884_9107.N1	27-APR-2011 14:30:09	Twi_and_stray	60.500	80	7Del Sco	2.3160	30000.	121	47884	No
165	GOM_NL__2PRFIN20110427_143328_000000493102_00025_47884_9108.N1	27-APR-2011 14:33:28	Bright	48.500	122	9Alp2Lib	2.7470	9700.0	97	47884	No
166	GOM_NL__2PRFIN20110427_143552_000000523102_00025_47884_9109.N1	27-APR-2011 14:35:52	Bright	52.000	104	27Bet Lib	2.6140	13100.	104	47884	No
167	GOM_NL__2PRFIN20110427_144421_000000403102_00025_47884_9110.N1	27-APR-2011 14:44:21	Bright	39.500	111	8Eta Boo	2.6800	6000.0	79	47884	No
168	GOM_NL__2PRFIN20110427_144817_000000463102_00025_47884_9111.N1	27-APR-2011 14:48:17	Bright	46.000	83		2.3780	11000.	92	47884	No
169	GOM_NL__2PRFIN20110427_145114_000000413102_00025_47884_9112.N1	27-APR-2011 14:51:14	Bright	40.500	180	27Gam Boo	3.0400	8000.0	81	47884	No
170	GOM_NL__2PRFIN20110427_145319_000000373102_00025_47884_9113.N1	27-APR-2011 14:53:19	Bright	37.000	39	85Eta UMa	1.8540	24000.	74	47884	No
171	GOM_NL__2PRFIN20110427_150051_000000463102_00025_47884_9114.N1	27-APR-2011 15:00:51	Bright	45.500	119	14Eta Dra	2.7270	4700.0	91	47884	No
172	GOM_NL__2PRFIN20110427_151053_000000433102_00025_47884_9115.N1	27-APR-2011 15:10:53	Bright	42.500	89	5Alp Cep	2.4510	8000.0	85	47884	No
173	GOM_NL__2PRFIN20110427_151604_000000573102_00025_47884_9116.N1	27-APR-2011 15:16:04	Bright	57.000	19	50Alp Cyg	1.2460	10500.	114	47884	No
174	GOM_NL__2PRFIN20110427_152153_000000463102_00025_47884_9117.N1	27-APR-2011 15:21:53	Bright	45.500	164	44Eta Peg	2.9480	5400.0	91	47884	No
175	GOM_NL__2PRFIN20110427_153009_000000603102_00025_47884_9118.N1	27-APR-2011 15:30:09	Dark	59.500	61	8Eps Peg	2.1000	3900.0	119	47884	No
176	GOM_NL__2PRFIN20110427_153236_000000493102_00025_47884_9119.N1	27-APR-2011 15:32:36	Dark	49.000	162	34Alp Aqr	2.9440	5350.0	98	47884	No
177	GOM_NL__2PRFIN20110427_153602_000000583102_00025_47884_9120.N1	27-APR-2011 15:36:02	Dark	57.500	154	22Bet Aqr	2.8990	5700.0	115	47884	No
178	GOM_NL__2PRFIN20110427_155731_000000443102_00026_47885_9139.N1	27-APR-2011 15:57:31	Straylight	43.500	141	Bet Ara	2.8400	4600.0	87	47885	No
179	GOM_NL__2PRFIN20110427_155910_000000583102_00026_47885_9140.N1	27-APR-2011 15:59:10	Straylight	57.500	40	The Sco	1.8590	7100.0	115	47885	No
180	GOM_NL__2PRFIN20110427_160051_000000633102_00026_47885_9141.N1	27-APR-2011 16:00:51	Straylight	62.500	25	35Lam Sco	1.6200	28000.	125	47885	No
181	GOM_NL__2PRFIN20110427_160408_000000683102_00026_47885_9142.N1	27-APR-2011 16:04:08	Straylight	68.000	75	26Eps Sco	2.2910	4250.0	136	47885	No
182	GOM_NL__2PRFIN20110427_160800_000000813102_00026_47885_9143.N1	27-APR-2011 16:08:00	Twi_and_stray	80.500	16	21Alp Sco	1.0200	3000.0	161	47885	No
183	GOM_NL__2PRFIN20110427_161023_000000643102_00026_47885_9144.N1	27-APR-2011 16:10:23	Twi_and_stray	64.000	80	7Del Sco	2.3160	30000.	128	47885	No
184	GOM_NL__2PRFIN20110427_161342_000000483102_00026_47885_9145.N1	27-APR-2011 16:13:42	Bright	48.000	122	9Alp2Lib	2.7470	9700.0	96	47885	No
185	GOM_NL__2PRFIN20110427_161606_000000513102_00026_47885_9146.N1	27-APR-2011 16:16:06	Bright	51.000	104	27Bet Lib	2.6140	13100.	102	47885	No
186	GOM_NL__2PRFIN20110427_162435_000000403102_00026_47885_9147.N1	27-APR-2011 16:24:35	Bright	40.000	111	8Eta Boo	2.6800	6000.0	80	47885	No
187	GOM_NL__2PRFIN20110427_162830_000000473102_00026_47885_9148.N1	27-APR-2011 16:28:30	Bright	47.000	83		2.3780	11000.	94	47885	No
188	GOM_NL__2PRFIN20110427_163128_000000433102_00026_47885_9149.N1	27-APR-2011 16:31:28	Bright	42.500	180	27Gam Boo	3.0400	8000.0	85	47885	No
189	GOM_NL__2PRFIN20110427_163332_000000393102_00026_47885_9150.N1	27-APR-2011 16:33:32	Bright	39.000	39	85Eta UMa	1.8540	24000.	78	47885	No
190	GOM_NL__2PRFIN20110427_164105_000000433102_00026_47885_9151.N1	27-APR-2011 16:41:05	Bright	42.500	119	14Eta Dra	2.7270	4700.0	85	47885	No
191	GOM_NL__2PRFIN20110427_165107_000000423102_00026_47885_9152.N1	27-APR-2011 16:51:07	Bright	42.000	89	5Alp Cep	2.4510	8000.0	84	47885	No
192	GOM_NL__2PRFIN20110427_165618_000000553102_00026_47885_9153.N1	27-APR-2011 16:56:18	Bright	54.500	19	50Alp Cyg	1.2460	10500.	109	47885	No
193	GOM_NL__2PRFIN20110427_170208_000000443102_00026_47885_9154.N1	27-APR-2011 17:02:08	Bright	43.500	164	44Eta Peg	2.9480	5400.0	87	47885	No
194	GOM_NL__2PRFIN20110427_171024_000000613102_00026_47885_9155.N1	27-APR-2011 17:10:24	Dark	60.500	61	8Eps Peg	2.1000	3900.0	121	47885	No
195	GOM_NL__2PRFIN20110427_171251_000000513102_00026_47885_9156.N1	27-APR-2011 17:12:51	Dark	51.000	162	34Alp Aqr	2.9440	5350.0	102	47885	No
196	GOM_NL__2PRFIN20110427_171617_000000573102_00026_47885_9157.N1	27-APR-2011 17:16:17	Dark	56.500	154	22Bet Aqr	2.8990	5700.0	113	47885	No
197	GOM_NL__2PRFIN20110427_173745_000000473102_00027_47886_9189.N1	27-APR-2011 17:37:45	Straylight	47.000	141	Bet Ara	2.8400	4600.0	94	47886	No
198	GOM_NL__2PRFIN20110427_173925_000000593102_00027_47886_9190.N1	27-APR-2011 17:39:25	Straylight	59.000	40	The Sco	1.8590	7100.0	118	47886	No
199	GOM_NL__2PRFIN20110427_174106_000000663102_00027_47886_9191.N1	27-APR-2011 17:41:06	Straylight	66.000	25	35Lam Sco	1.6200	28000.	132	47886	No
200	GOM_NL__2PRFIN20110427_174422_000000643102_00027_47886_9192.N1	27-APR-2011 17:44:22	Straylight	64.000	75	26Eps Sco	2.2910	4250.0	128	47886	No
201	GOM_NL__2PRFIN20110427_174815_000000773102_00027_47886_9193.N1	27-APR-2011 17:48:15	Twi_and_stray	76.500	16	21Alp Sco	1.0200	3000.0	153	47886	No
202	GOM_NL__2PRFIN20110427_175038_000000633102_00027_47886_9194.N1	27-APR-2011 17:50:38	Twi_and_stray	62.500	80	7Del Sco	2.3160	30000.	125	47886	No
203	GOM_NL__2PRFIN20110427_175356_000000483102_00027_47886_9195.N1	27-APR-2011 17:53:56	Bright	48.000	122	9Alp2Lib	2.7470	9700.0	96	47886	No
204	GOM_NL__2PRFIN20110427_175620_000000513102_00027_47886_9196.N1	27-APR-2011 17:56:20	Bright	51.000	104	27Bet Lib	2.6140	13100.	102	47886	No
205	GOM_NL__2PRFIN20110427_180449_000000413102_00027_47886_9197.N1	27-APR-2011 18:04:49	Bright	41.000	111	8Eta Boo	2.6800	6000.0	82	47886	No
206	GOM_NL__2PRFIN20110427_180844_000000503102_00027_47886_9198.N1	27-APR-2011 18:08:44	Bright	49.500	83		2.3780	11000.	99	47886	No
207	GOM_NL__2PRFIN20110427_181141_000000443102_00027_47886_9199.N1	27-APR-2011 18:11:41	Bright	44.000	180	27Gam Boo	3.0400	8000.0	88	47886	No
208	GOM_NL__2PRFIN20110427_181346_000000383102_00027_47886_9200.N1	27-APR-2011 18:13:46	Bright	38.000	39	85Eta UMa	1.8540	24000.	76	47886	No
209	GOM_NL__2PRFIN20110427_182118_000000473102_00027_47886_9201.N1	27-APR-2011 18:21:18	Bright	47.000	119	14Eta Dra	2.7270	4700.0	94	47886	No
210	GOM_NL__2PRFIN20110427_183120_000000413102_00027_47886_9202.N1	27-APR-2011 18:31:20	Bright	40.500	89	5Alp Cep	2.4510	8000.0	81	47886	No
211	GOM_NL__2PRFIN20110427_183631_000000573102_00027_47886_9203.N1	27-APR-2011 18:36:31	Bright	56.500	19	50Alp Cyg	1.2460	10500.	113	47886	No
212	GOM_NL__2PRFIN20110427_184222_000000443102_00027_47886_9204.N1	27-APR-2011 18:42:22	Bright	43.500	164	44Eta Peg	2.9480	5400.0	87	47886	No
213	GOM_NL__2PRFIN20110427_185038_000000603102_00027_47886_9205.N1	27-APR-2011 18:50:38	Dark	60.000	61	8Eps Peg	2.1000	3900.0	120	47886	No
214	GOM_NL__2PRFIN20110427_185305_000000523102_00027_47886_9206.N1	27-APR-2011 18:53:05	Dark	51.500	162	34Alp Aqr	2.9440	5350.0	103	47886	No
215	GOM_NL__2PRFIN20110427_185632_000000583102_00027_47886_9207.N1	27-APR-2011 18:56:32	Dark	57.500	154	22Bet Aqr	2.8990	5700.0	115	47886	No
216	GOM_NL__2PRFIN20110427_191800_000000463102_00028_47887_9218.N1	27-APR-2011 19:18:00	Straylight	46.000	141	Bet Ara	2.8400	4600.0	92	47887	No
217	GOM_NL__2PRFIN20110427_191940_000000583102_00028_47887_9219.N1	27-APR-2011 19:19:40	Straylight	58.000	40	The Sco	1.8590	7100.0	116	47887	No
218	GOM_NL__2PRFIN20110427_192121_000000633102_00028_47887_9220.N1	27-APR-2011 19:21:21	Straylight	63.000	25	35Lam Sco	1.6200	28000.	126	47887	No
219	GOM_NL__2PRFIN20110427_192437_000000673102_00028_47887_9221.N1	27-APR-2011 19:24:37	Straylight	66.500	75	26Eps Sco	2.2910	4250.0	133	47887	No

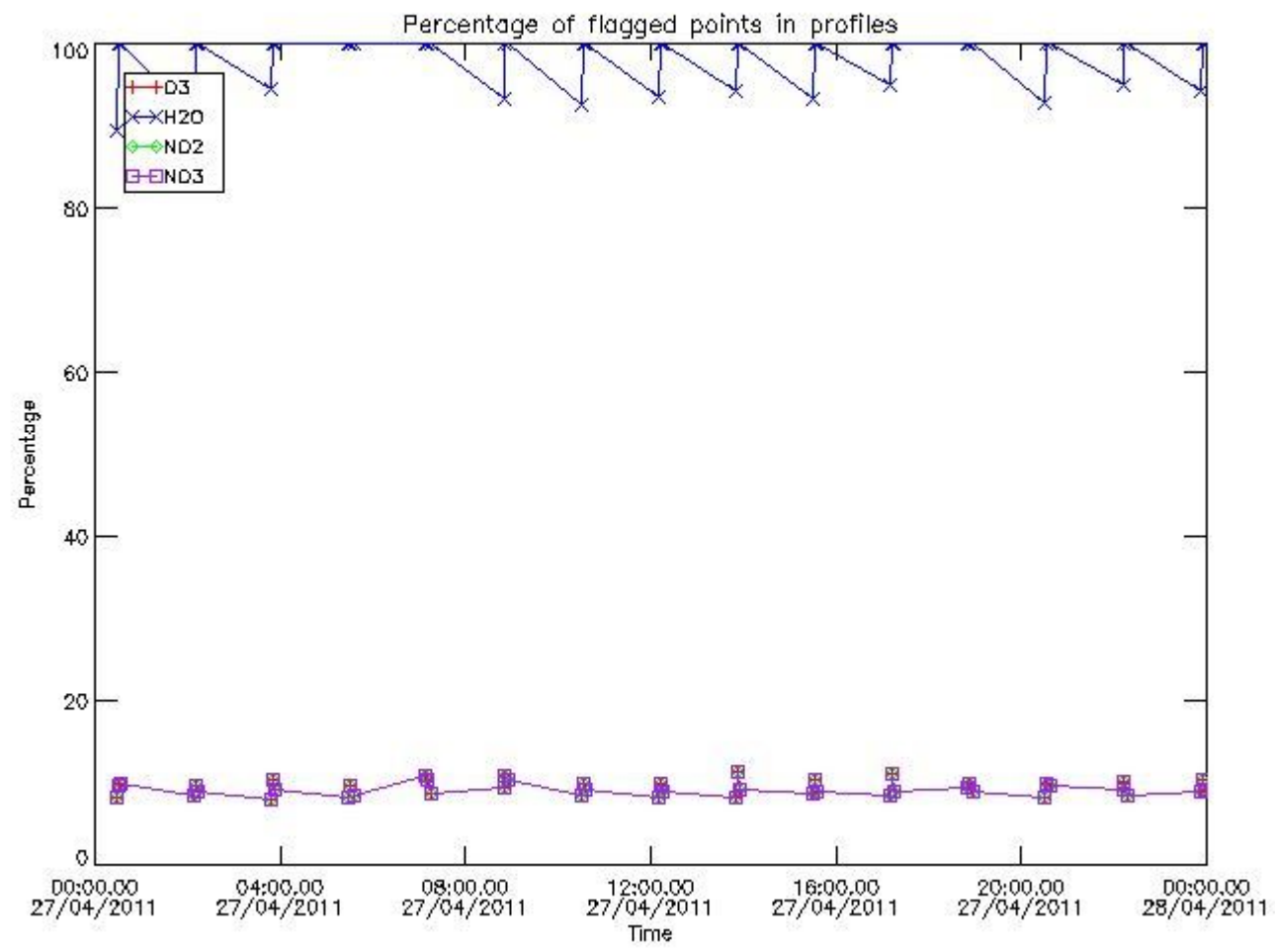
220	GOM_NL__2PRFIN20110427_192829_000000843102_00028_47887_9222.N1	27-APR-2011 19:28:29	Twilight	83.500	16	21Alp Sco	1.0200	3000.0	167	47887	No
221	GOM_NL__2PRFIN20110427_193052_000000643102_00028_47887_9223.N1	27-APR-2011 19:30:52	Twilight	63.500	80	7Del Sco	2.3160	30000.	127	47887	No
222	GOM_NL__2PRFIN20110427_193411_000000473102_00028_47887_9224.N1	27-APR-2011 19:34:11	Bright	47.000	122	9Alp2Lib	2.7470	9700.0	94	47887	No
223	GOM_NL__2PRFIN20110427_193634_000000493102_00028_47887_9225.N1	27-APR-2011 19:36:34	Bright	49.000	104	27Bet Lib	2.6140	13100.	98	47887	No
224	GOM_NL__2PRFIN20110427_194503_000000403102_00028_47887_9226.N1	27-APR-2011 19:45:03	Bright	40.000	111	8Eta Boo	2.6800	6000.0	80	47887	No
225	GOM_NL__2PRFIN20110427_194857_000000543102_00028_47887_9227.N1	27-APR-2011 19:48:57	Bright	53.500	83		2.3780	11000.	107	47887	No
226	GOM_NL__2PRFIN20110427_195155_000000433102_00028_47887_9228.N1	27-APR-2011 19:51:55	Bright	42.500	180	27Gam Boo	3.0400	8000.0	85	47887	No
227	GOM_NL__2PRFIN20110427_195400_000000403102_00028_47887_9229.N1	27-APR-2011 19:54:00	Bright	39.500	39	85Eta UMa	1.8540	24000.	79	47887	No
228	GOM_NL__2PRFIN20110427_200131_000000663102_00028_47887_9230.N1	27-APR-2011 20:01:31	Bright	66.000	119	14Eta Dra	2.7270	4700.0	132	47887	No
229	GOM_NL__2PRFIN20110427_201134_000000413102_00028_47887_9231.N1	27-APR-2011 20:11:34	Bright	40.500	89	5Alp Cep	2.4510	8000.0	81	47887	No
230	GOM_NL__2PRFIN20110427_201645_000000563102_00028_47887_9232.N1	27-APR-2011 20:16:45	Bright	55.500	19	50Alp Cyg	1.2460	10500.	111	47887	No
231	GOM_NL__2PRFIN20110427_202236_000000443102_00028_47887_9233.N1	27-APR-2011 20:22:36	Bright	44.000	164	44Eta Peg	2.9480	5400.0	88	47887	No
232	GOM_NL__2PRFIN20110427_203053_000000633102_00028_47887_9234.N1	27-APR-2011 20:30:53	Dark	63.000	61	8Eps Peg	2.1000	3900.0	126	47887	No
233	GOM_NL__2PRFIN20110427_203320_000000523102_00028_47887_9235.N1	27-APR-2011 20:33:20	Dark	51.500	162	34Alp Aqr	2.9440	5350.0	103	47887	No
234	GOM_NL__2PRFIN20110427_203647_000000583102_00028_47887_9236.N1	27-APR-2011 20:36:47	Dark	57.500	154	22Bet Aqr	2.8990	5700.0	115	47887	No
235	GOM_NL__2PRFIN20110427_205815_000000513102_00029_47888_9259.N1	27-APR-2011 20:58:15	Straylight	51.000	141	Bet Ara	2.8400	4600.0	102	47888	No
236	GOM_NL__2PRFIN20110427_205955_000000543102_00029_47888_9260.N1	27-APR-2011 20:59:55	Straylight	53.500	40	The Sco	1.8590	7100.0	107	47888	No
237	GOM_NL__2PRFIN20110427_210136_000000643102_00029_47888_9261.N1	27-APR-2011 21:01:36	Straylight	63.500	25	35Lam Sco	1.6200	28000.	127	47888	No
238	GOM_NL__2PRFIN20110427_210452_000000633102_00029_47888_9262.N1	27-APR-2011 21:04:52	Straylight	62.500	75	26Eps Sco	2.2910	4250.0	125	47888	No
239	GOM_NL__2PRFIN20110427_210844_000000743102_00029_47888_9263.N1	27-APR-2011 21:08:44	Twilight	73.500	16	21Alp Sco	1.0200	3000.0	147	47888	No
240	GOM_NL__2PRFIN20110427_211106_000000653102_00029_47888_9264.N1	27-APR-2011 21:11:06	Twilight	65.000	80	7Del Sco	2.3160	30000.	130	47888	No
241	GOM_NL__2PRFIN20110427_211425_000000473102_00029_47888_9265.N1	27-APR-2011 21:14:25	Bright	47.000	122	9Alp2Lib	2.7470	9700.0	94	47888	No
242	GOM_NL__2PRFIN20110427_211648_000000523102_00029_47888_9266.N1	27-APR-2011 21:16:48	Bright	52.000	104	27Bet Lib	2.6140	13100.	104	47888	No
243	GOM_NL__2PRFIN20110427_212516_000000583102_00029_47888_9267.N1	27-APR-2011 21:25:16	Bright	57.500	111	8Eta Boo	2.6800	6000.0	115	47888	No
244	GOM_NL__2PRFIN20110427_212911_000000493102_00029_47888_9268.N1	27-APR-2011 21:29:11	Bright	49.000	83		2.3780	11000.	98	47888	No
245	GOM_NL__2PRFIN20110427_213208_000000433102_00029_47888_9269.N1	27-APR-2011 21:32:08	Bright	42.500	180	27Gam Boo	3.0400	8000.0	85	47888	No
246	GOM_NL__2PRFIN20110427_213413_000000403102_00029_47888_9270.N1	27-APR-2011 21:34:13	Bright	40.000	39	85Eta UMa	1.8540	24000.	80	47888	No
247	GOM_NL__2PRFIN20110427_214145_000000473102_00029_47888_9271.N1	27-APR-2011 21:41:45	Bright	46.500	119	14Eta Dra	2.7270	4700.0	93	47888	No
248	GOM_NL__2PRFIN20110427_215148_000000413102_00029_47888_9272.N1	27-APR-2011 21:51:48	Bright	41.000	89	5Alp Cep	2.4510	8000.0	82	47888	No
249	GOM_NL__2PRFIN20110427_215659_000000583102_00029_47888_9273.N1	27-APR-2011 21:56:59	Bright	58.000	19	50Alp Cyg	1.2460	10500.	116	47888	No
250	GOM_NL__2PRFIN20110427_220250_000000493102_00029_47888_9274.N1	27-APR-2011 22:02:50	Bright	48.500	164	44Eta Peg	2.9480	5400.0	97	47888	No
251	GOM_NL__2PRFIN20110427_221108_000000613102_00029_47888_9275.N1	27-APR-2011 22:11:08	Dark	61.000	61	8Eps Peg	2.1000	3900.0	122	47888	No
252	GOM_NL__2PRFIN20110427_221335_000000503102_00029_47888_9276.N1	27-APR-2011 22:13:35	Dark	50.000	162	34Alp Aqr	2.9440	5350.0	100	47888	No
253	GOM_NL__2PRFIN20110427_221702_000000603102_00029_47888_9277.N1	27-APR-2011 22:17:02	Dark	60.000	154	22Bet Aqr	2.8990	5700.0	120	47888	No
254	GOM_NL__2PRFIN20110427_223829_000000473102_00030_47889_9296.N1	27-APR-2011 22:38:29	Straylight	46.500	141	Bet Ara	2.8400	4600.0	93	47889	No
255	GOM_NL__2PRFIN20110427_224010_000000653102_00030_47889_9297.N1	27-APR-2011 22:40:10	Straylight	65.000	40	The Sco	1.8590	7100.0	130	47889	No
256	GOM_NL__2PRFIN20110427_224151_000000603102_00030_47889_9298.N1	27-APR-2011 22:41:51	Straylight	60.000	25	35Lam Sco	1.6200	28000.	120	47889	No
257	GOM_NL__2PRFIN20110427_224507_000000633102_00030_47889_9299.N1	27-APR-2011 22:45:07	Straylight	63.000	75	26Eps Sco	2.2910	4250.0	126	47889	No
258	GOM_NL__2PRFIN20110427_224858_000000773102_00030_47889_9300.N1	27-APR-2011 22:48:58	Twilight	77.000	16	21Alp Sco	1.0200	3000.0	154	47889	No
259	GOM_NL__2PRFIN20110427_225121_000000643102_00030_47889_9301.N1	27-APR-2011 22:51:21	Twilight	63.500	80	7Del Sco	2.3160	30000.	127	47889	No
260	GOM_NL__2PRFIN20110427_225439_000000483102_00030_47889_9302.N1	27-APR-2011 22:54:39	Bright	48.000	122	9Alp2Lib	2.7470	9700.0	96	47889	No
261	GOM_NL__2PRFIN20110427_225702_000000513102_00030_47889_9303.N1	27-APR-2011 22:57:02	Bright	50.500	104	27Bet Lib	2.6140	13100.	101	47889	No
262	GOM_NL__2PRFIN20110427_230530_000000403102_00030_47889_9304.N1	27-APR-2011 23:05:30	Bright	39.500	111	8Eta Boo	2.6800	6000.0	79	47889	No
263	GOM_NL__2PRFIN20110427_230924_000000463102_00030_47889_9305.N1	27-APR-2011 23:09:24	Bright	46.000	83		2.3780	11000.	92	47889	No
264	GOM_NL__2PRFIN20110427_231221_000000413102_00030_47889_9306.N1	27-APR-2011 23:12:21	Bright	40.500	180	27Gam Boo	3.0400	8000.0	81	47889	No
265	GOM_NL__2PRFIN20110427_231427_000000373102_00030_47889_9307.N1	27-APR-2011 23:14:27	Bright	36.500	39	85Eta UMa	1.8540	24000.	73	47889	No
266	GOM_NL__2PRFIN20110427_232158_000000463102_00030_47889_9308.N1	27-APR-2011 23:21:58	Bright	45.500	119	14Eta Dra	2.7270	4700.0	91	47889	No
267	GOM_NL__2PRFIN20110427_233202_000000423102_00030_47889_9309.N1	27-APR-2011 23:32:02	Bright	41.500	89	5Alp Cep	2.4510	8000.0	83	47889	No
268	GOM_NL__2PRFIN20110427_233712_000000583102_00030_47889_9310.N1	27-APR-2011 23:37:12	Bright	58.000	19	50Alp Cyg	1.2460	10500.	116	47889	No
269	GOM_NL__2PRFIN20110427_234304_000000423102_00030_47889_9311.N1	27-APR-2011 23:43:04	Bright	41.500	164	44Eta Peg	2.9480	5400.0	83	47889	No
270	GOM_NL__2PRFIN20110427_235122_000000623102_00030_47889_9312.N1	27-APR-2011 23:51:22	Dark	62.000	61	8Eps Peg	2.1000	3900.0	124	47889	No
271	GOM_NL__2PRFIN20110427_235350_000000493102_00030_47889_9313.N1	27-APR-2011 23:53:50	Dark	49.000	162	34Alp Aqr	2.9440	5350.0	98	47889	No
272	GOM_NL__2PRFIN20110427_235717_000000563102_00030_47889_9314.N1	27-APR-2011 23:57:17	Dark	55.500	154	22Bet Aqr	2.8990	5700.0	111	47889	No

### 3. Quality information per product

In this section it is plotted some information contained in the Quality Summary data set of the level 2 products. Only products in dark limb conditions and without errors (error flag in

the MPH set to "0") are used.

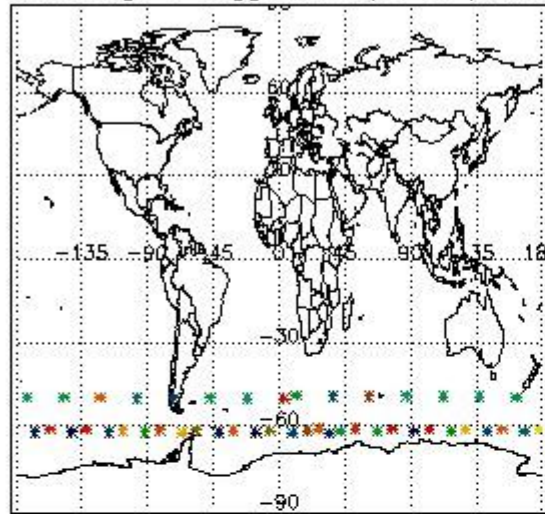
### 3.1 Plot quality information per product (time dependant)



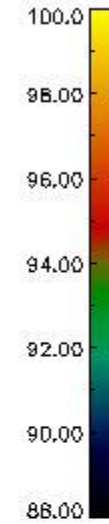
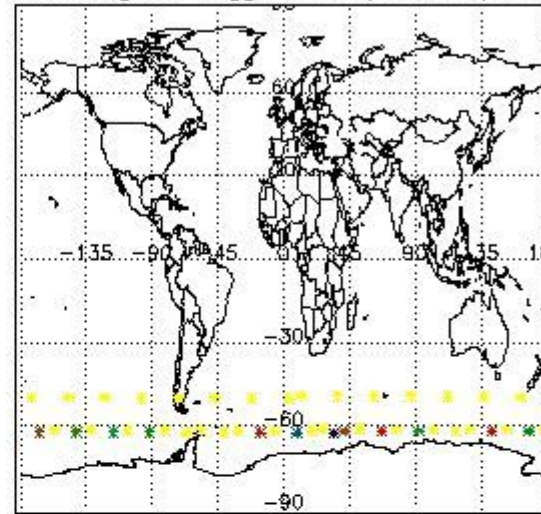
### 3.2 Plot quality information per product (world map)



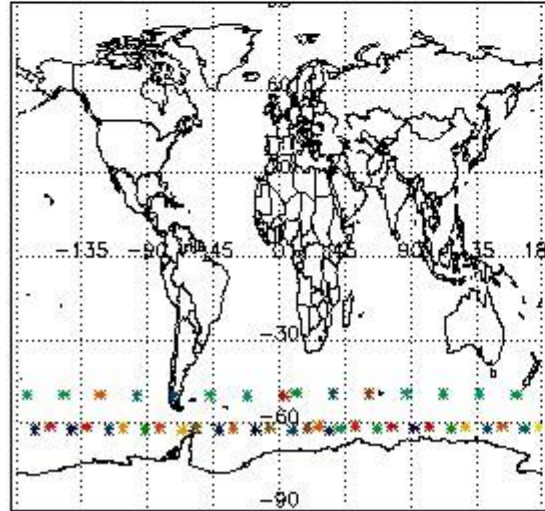
Percentage of flagged data per O3 profile



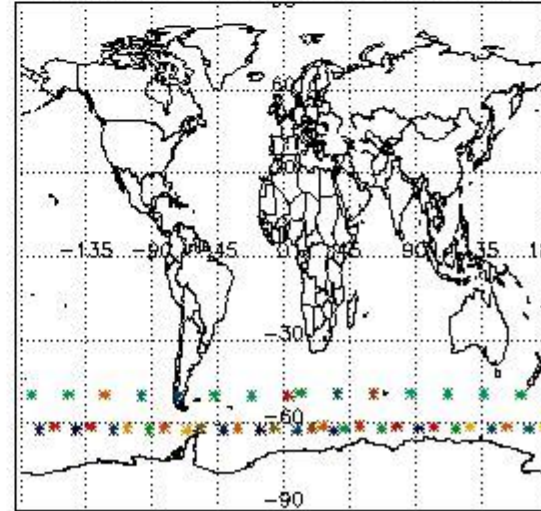
Percentage of flagged data per H2O profile



Percentage of flagged data per NO2 profile



Percentage of flagged data per NO3 profile



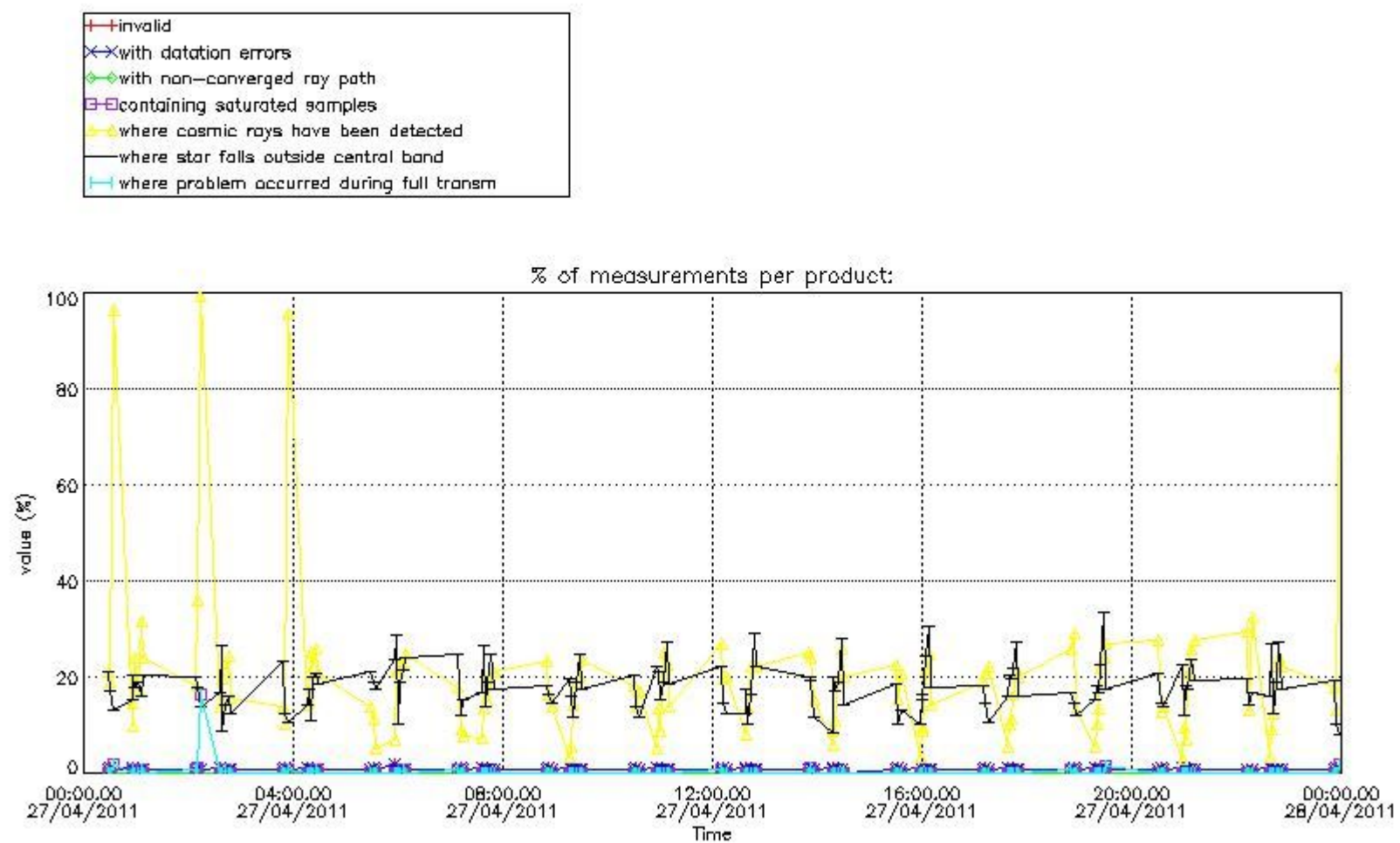
#### 4. Level 1 quality information per product

In this section it is plotted some information contained in the Quality Summary data set of the level 2 products that comes from the level 1b processing. Products without errors (error flag in the MPH set to "0") are used.

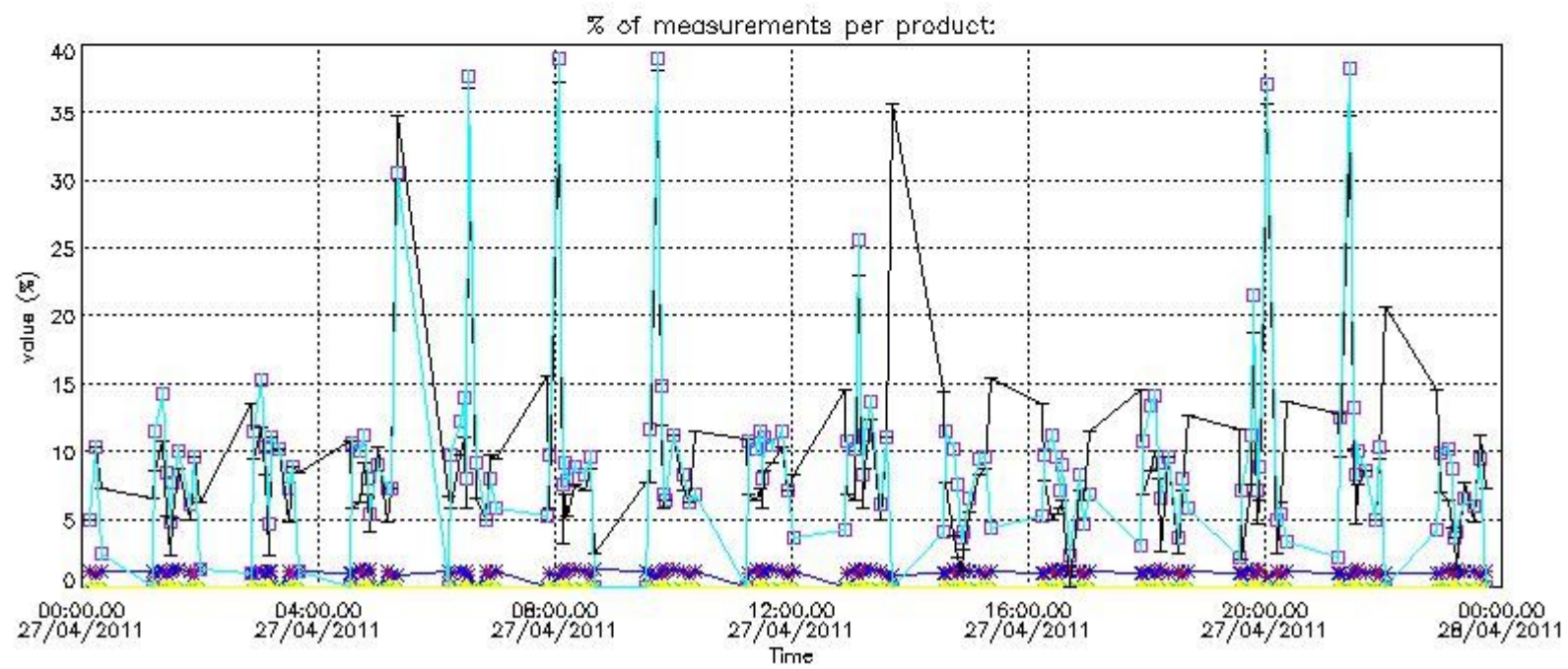
##### 4.1 Plot quality information per product (time dependant) coming from level 1b processing

###### 4.1.1 Plot level 1 quality information per product (time dependant): ENVISAT ASCENDING passes



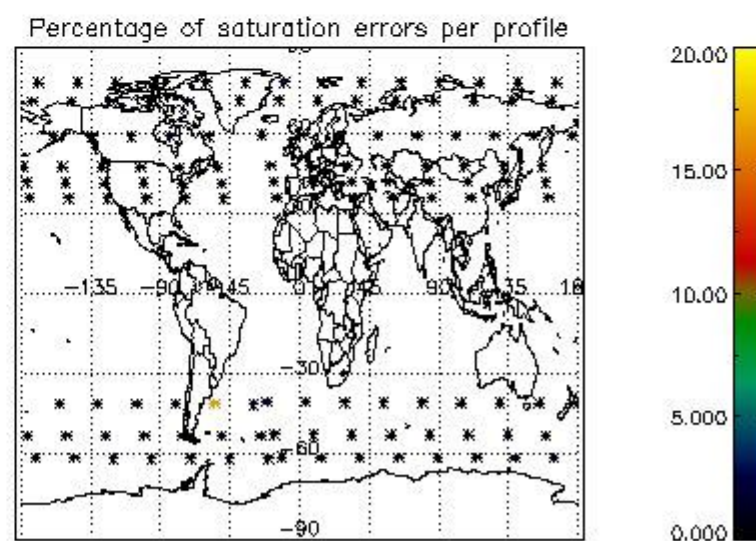
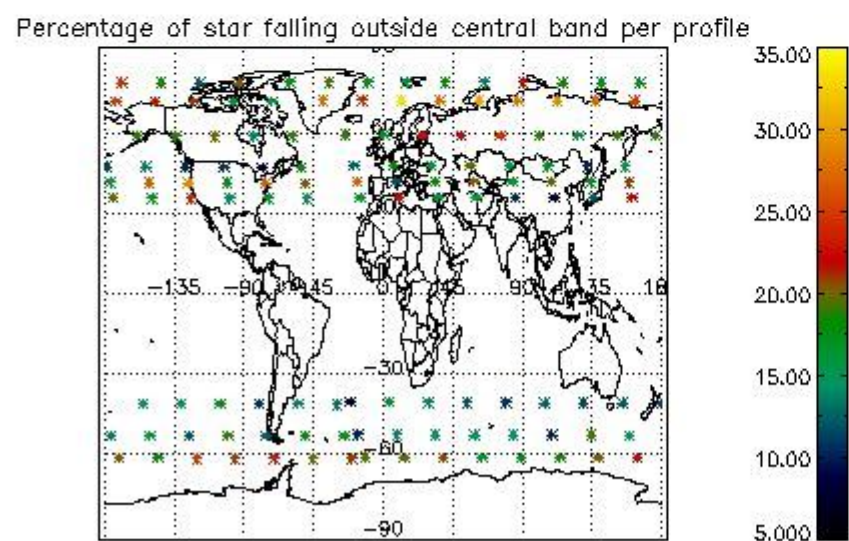
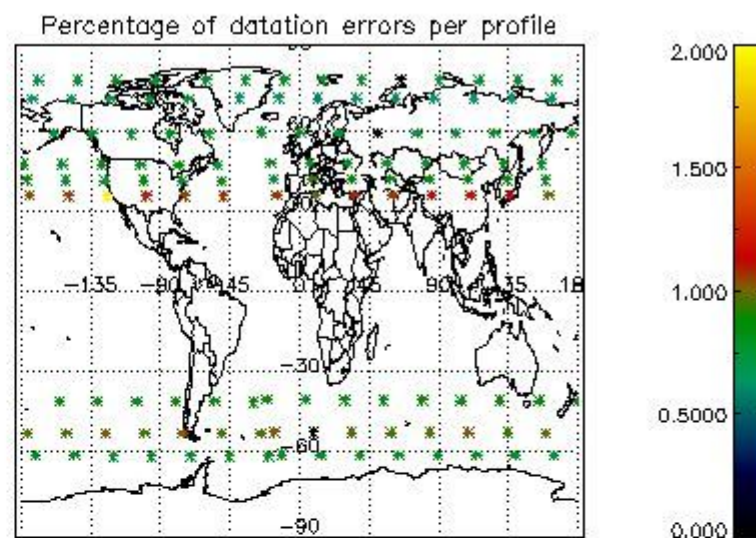
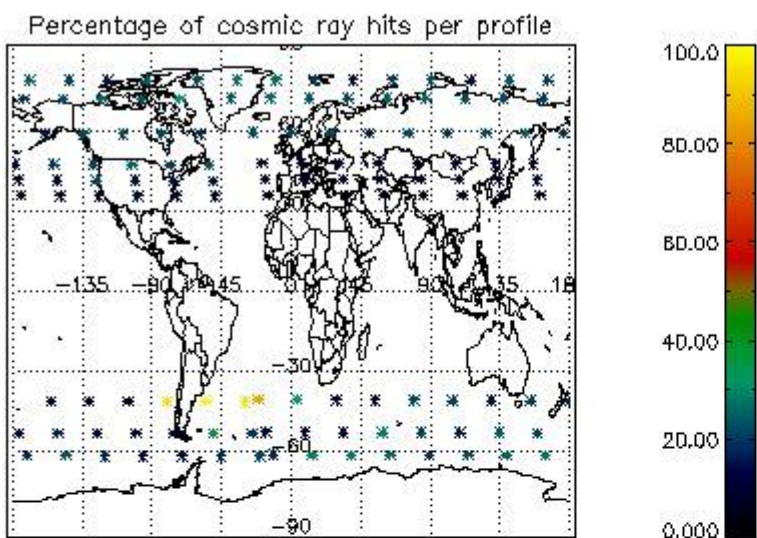


4.1.2 Plot level 1 quality information per product (time dependant): ENVI SAT DESCENDING passes



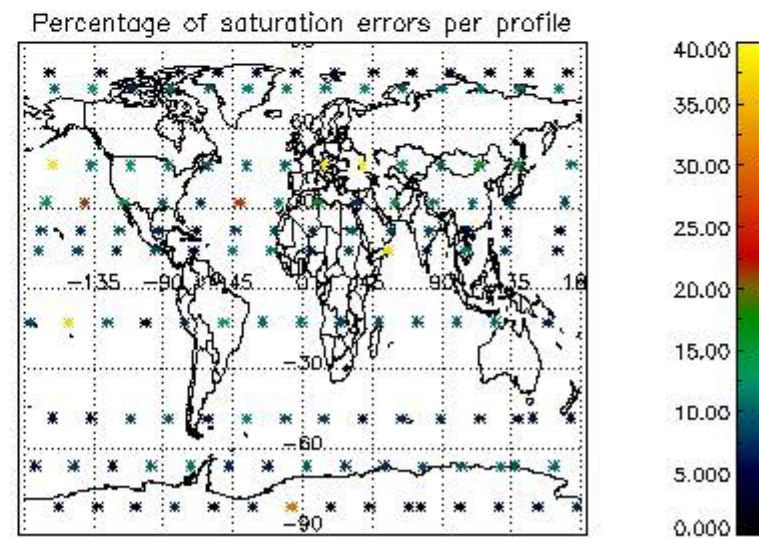
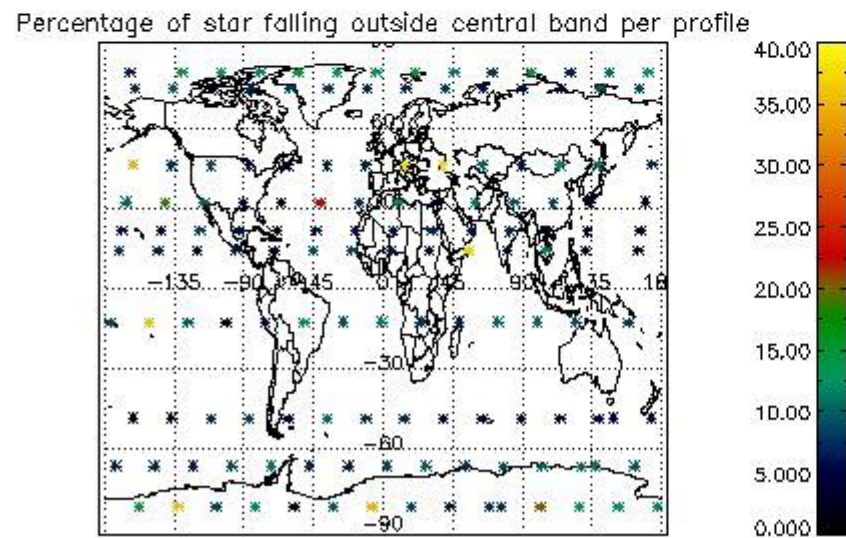
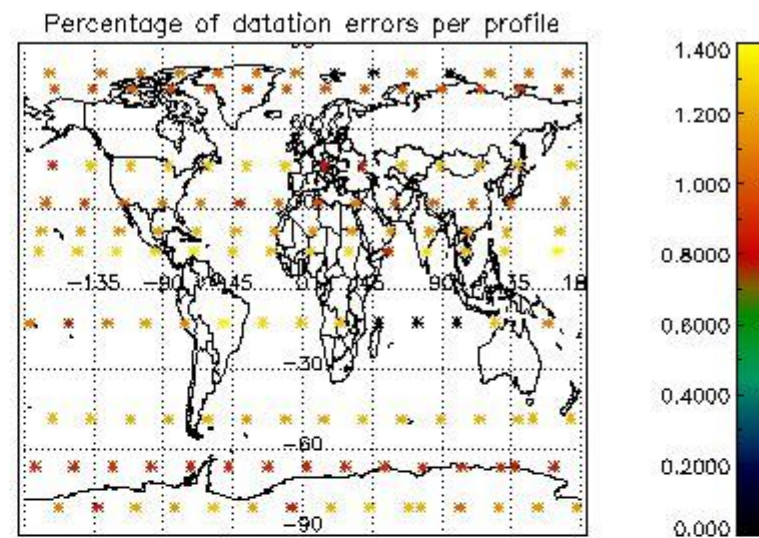
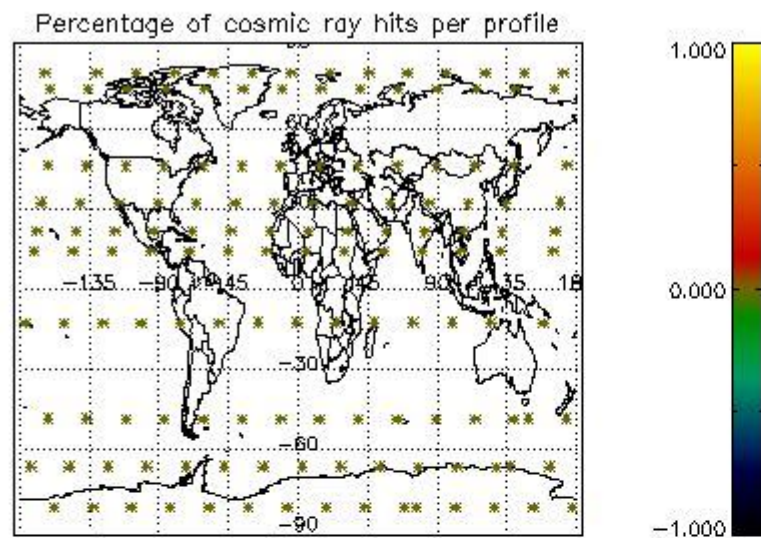
*4.2 Plot quality information per product coming from level 1b processing (world map)*

*4.2.1 Plot level 1 quality information per product (world map): ENVISAT ASCENDING passes*



4.2.2 Plot level 1 quality information per product (world map): ENVISAT DESCENDING passes





## 5. Trace gas profiles

### 5.1 Ozone statistics based on quality of products

The final quality of the products can be "measured" using the STD (Standard Deviation) attached to every point profile. This information is written to the parameter GOM\_NL\_\_2P/NL\_LOCAL\_SPECIES\_DENSITY/o3\_std of the level 2 products. The table below shows the statistics for given STD ranges.

The statistics are given with respect to the overall valid production:

- Products without fatal errors: GOM\_NL\_\_2P/MPH/PRODUCT\_ERR=0
- Valid point profile: GOM\_NL\_\_2P/NL\_LOCAL\_SPECIES\_DENSITY/pcd(0)=0

The 'Criteria' is applied to valid points of dark limb products:

- Products in dark limb illumination condition: GOM\_NL\_\_2P/NL\_SUMMARY\_QUALITY/obs\_ill\_cond=0
- Products without fatal errors: GOM\_NL\_\_2P/MPH/PRODUCT\_ERR=0
- Valid point profile: GOM\_NL\_\_2P/NL\_LOCAL\_SPECIES\_DENSITY/pcd(0)=0

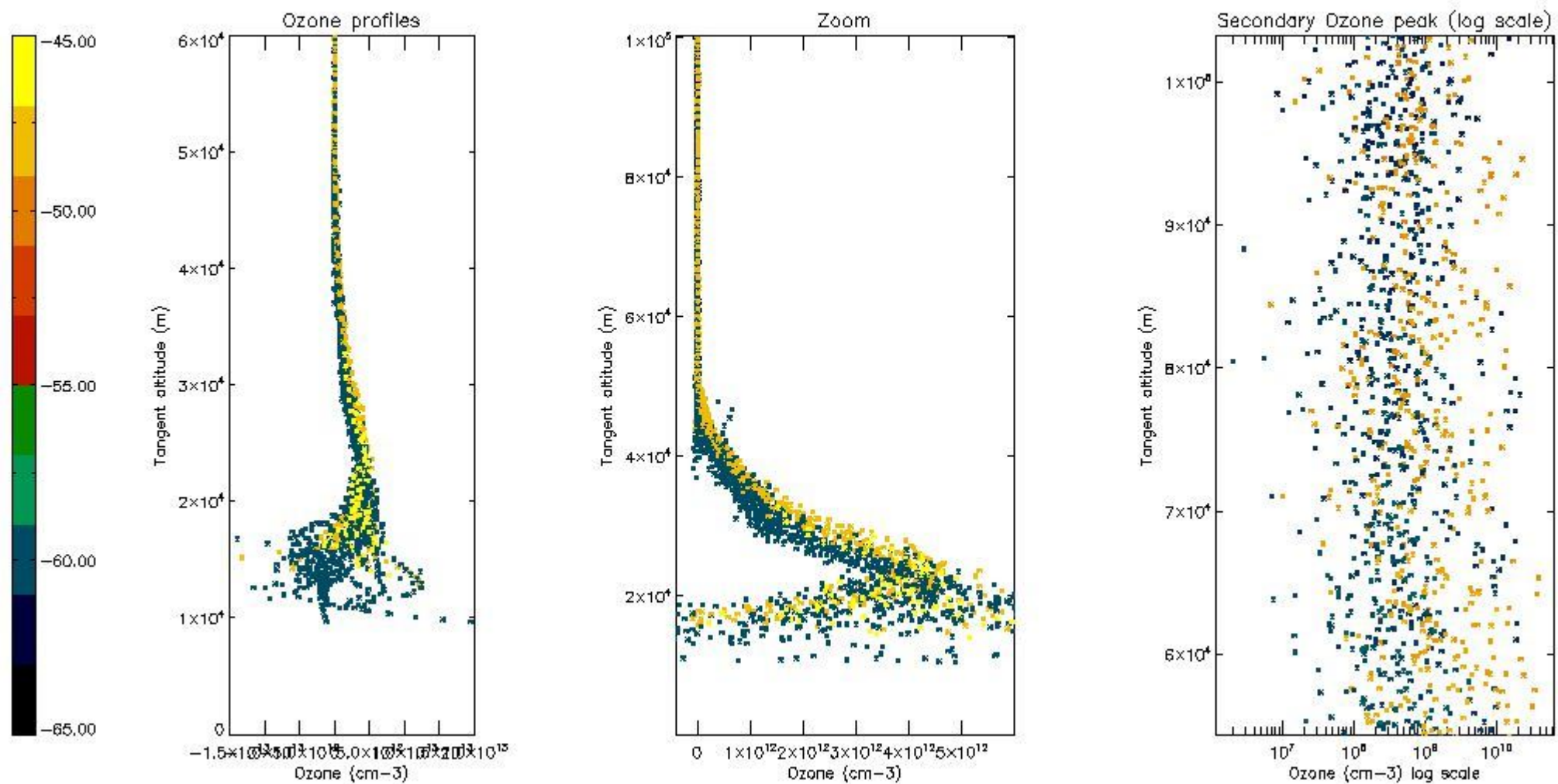
So, the table below shows the percentage of dark limb and valid observations for each criteria with respect to the overall valid daily observations.

Criteria	% of total production
All STD	18
STD < 20	4

STD < 10	1
STD < 5	0

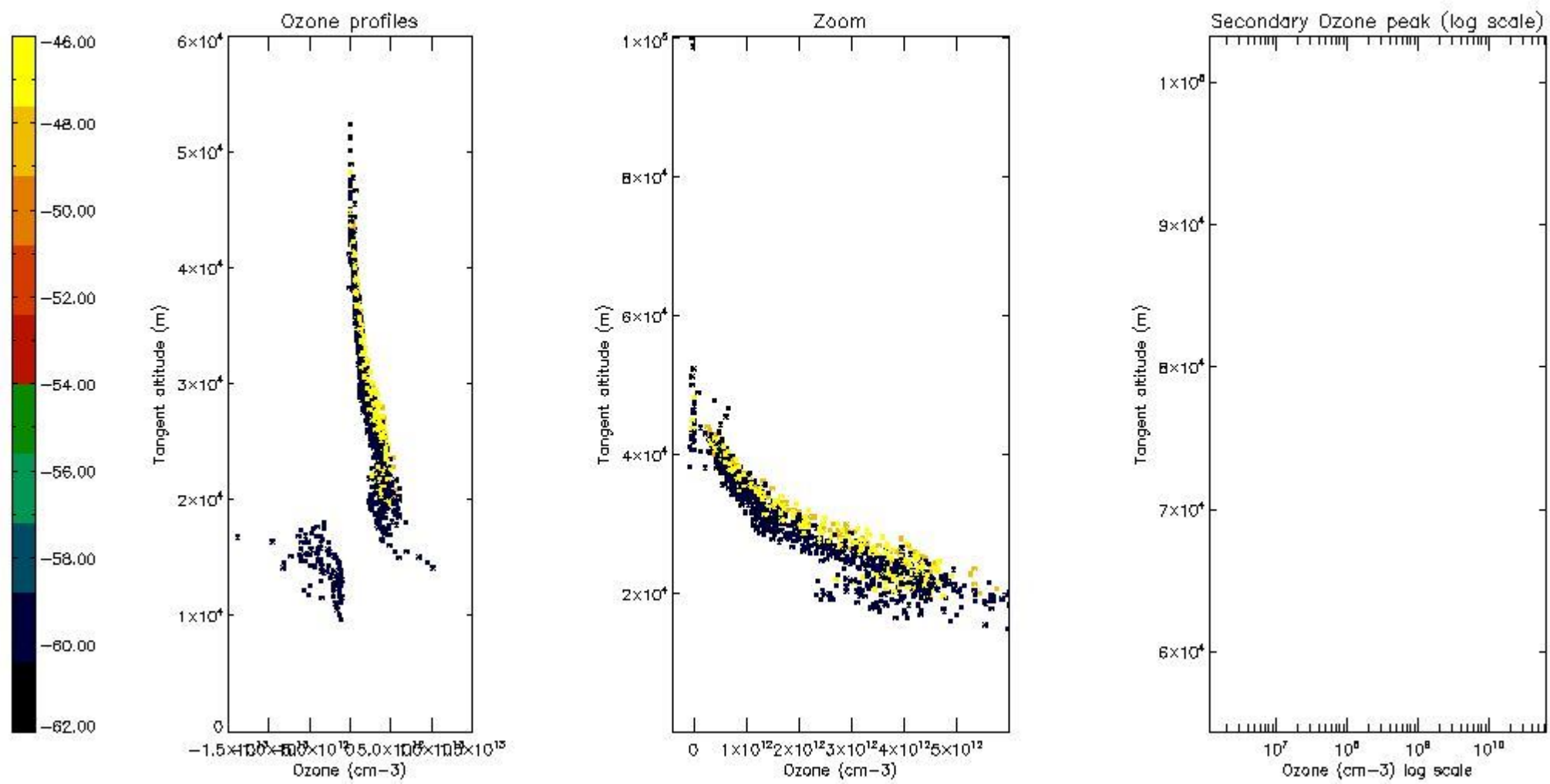
5.2 Plot ozone profiles for all STD (dark without errors)

The colorbar represents the latitude.



5.3 Plot ozone profiles where STD < 20% (dark without errors)

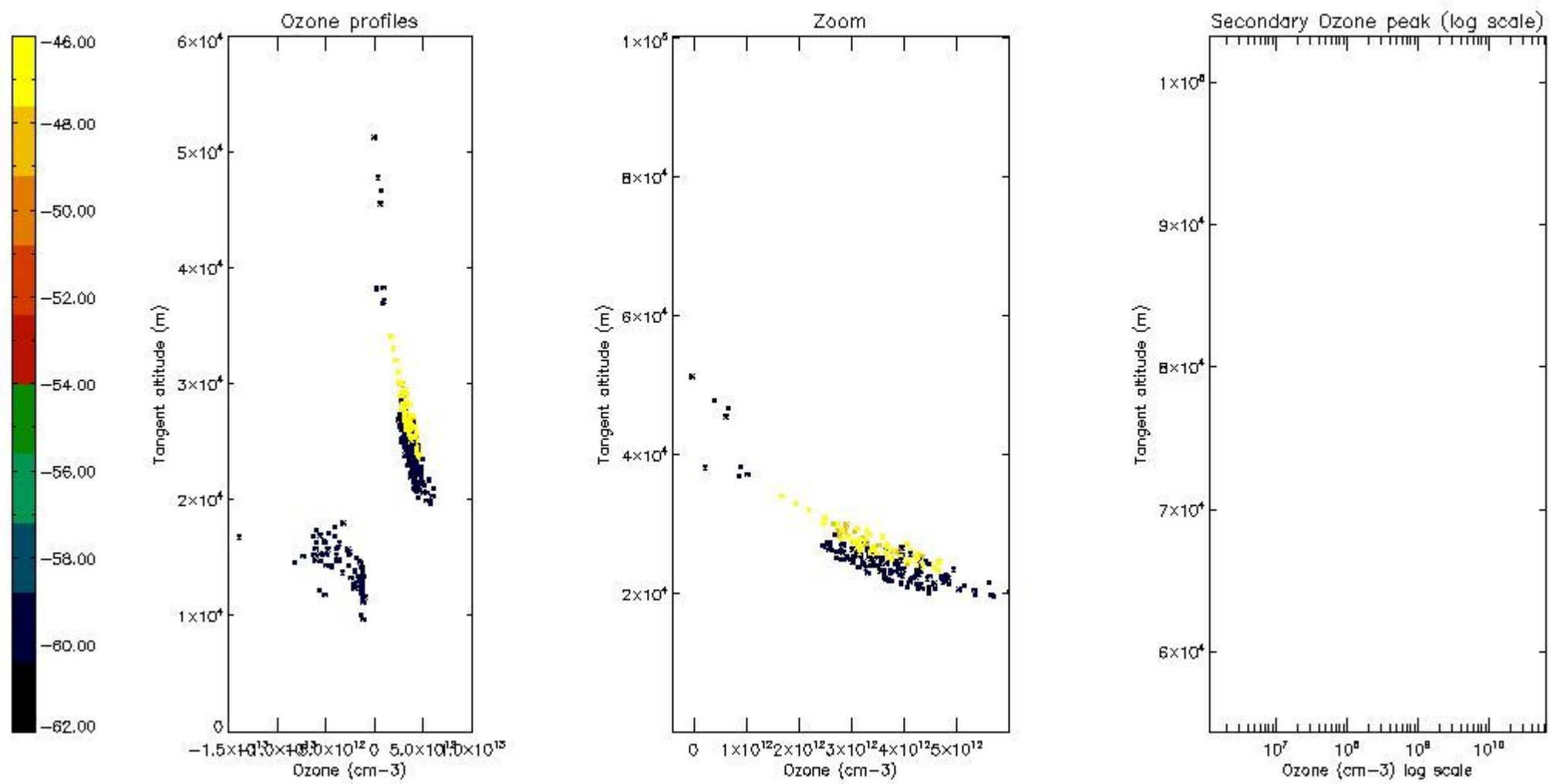
The colorbar represents the latitude.



*5.4 Plot ozone profiles where  $STD < 10\%$  (dark without errors)*

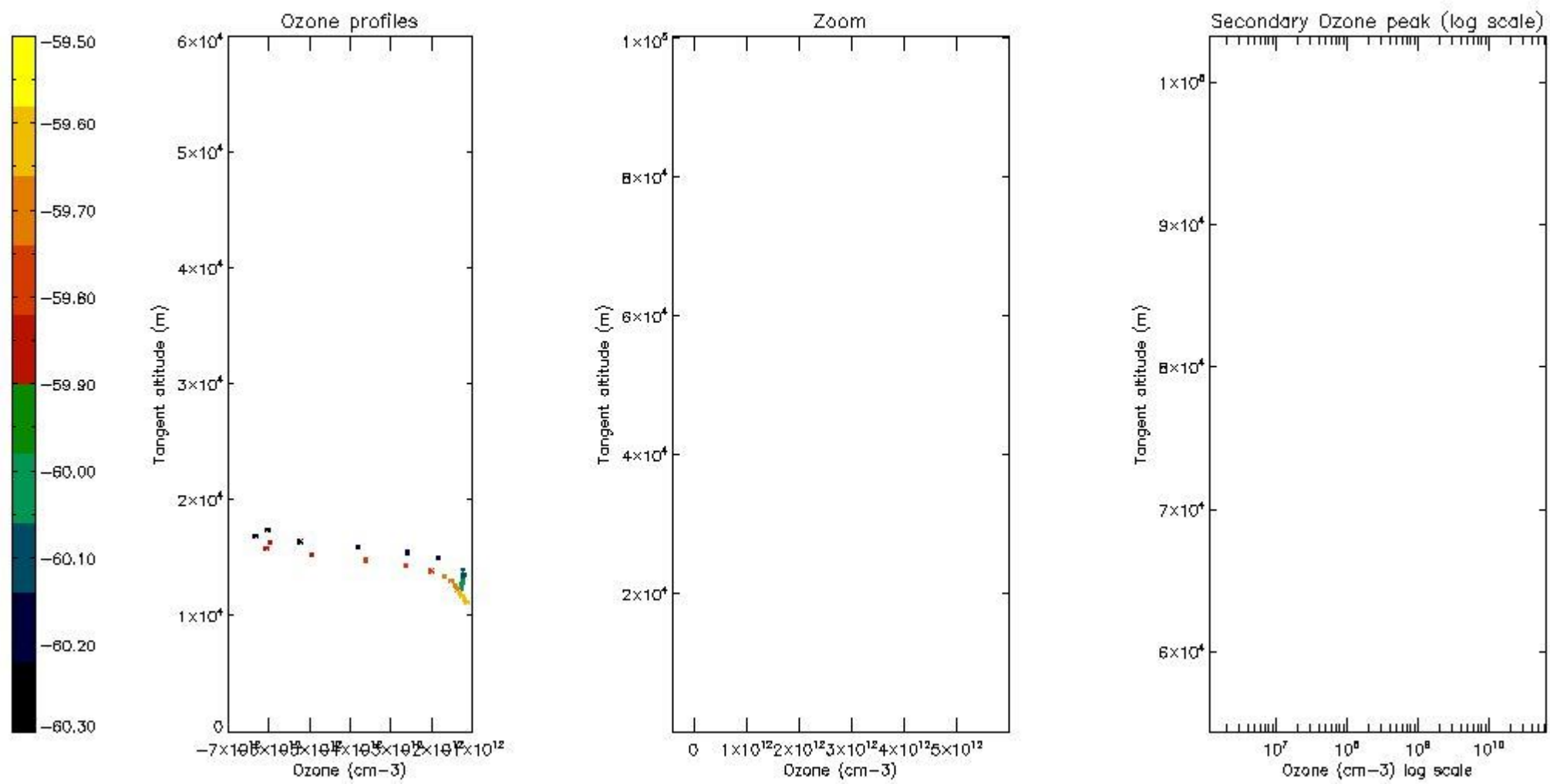
The colorbar represents the latitude.





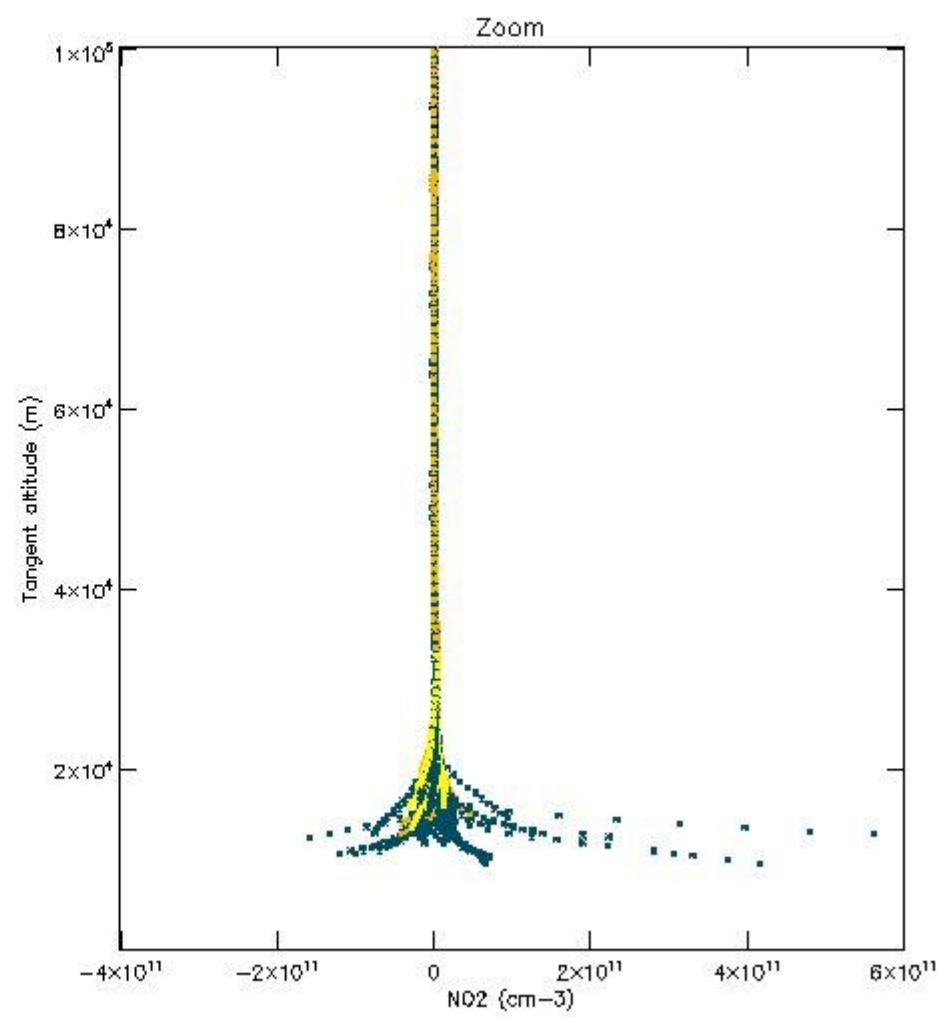
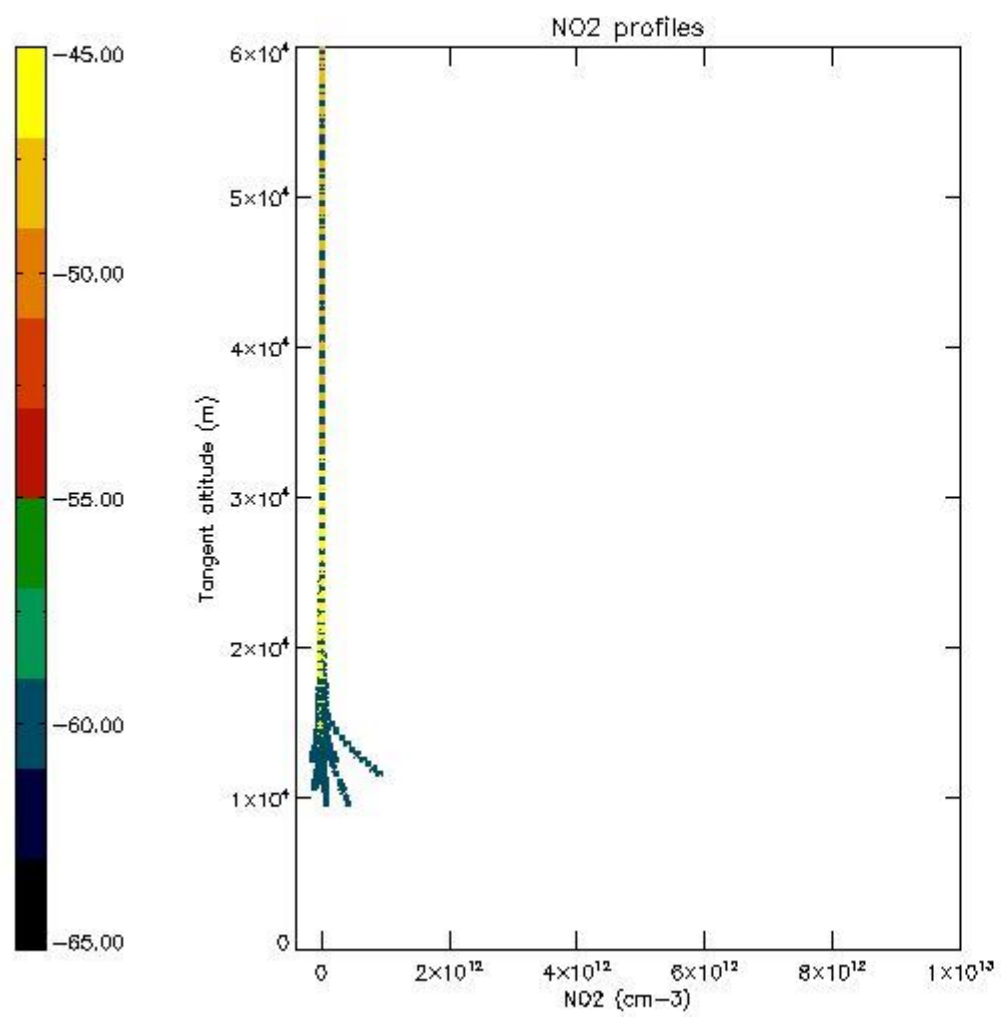
*5.5 Plot ozone profiles where  $STD < 5\%$  (dark without errors)*

The colorbar represents the latitude.



*5.6 Plot NO<sub>2</sub> profiles for all STD (dark without errors)*

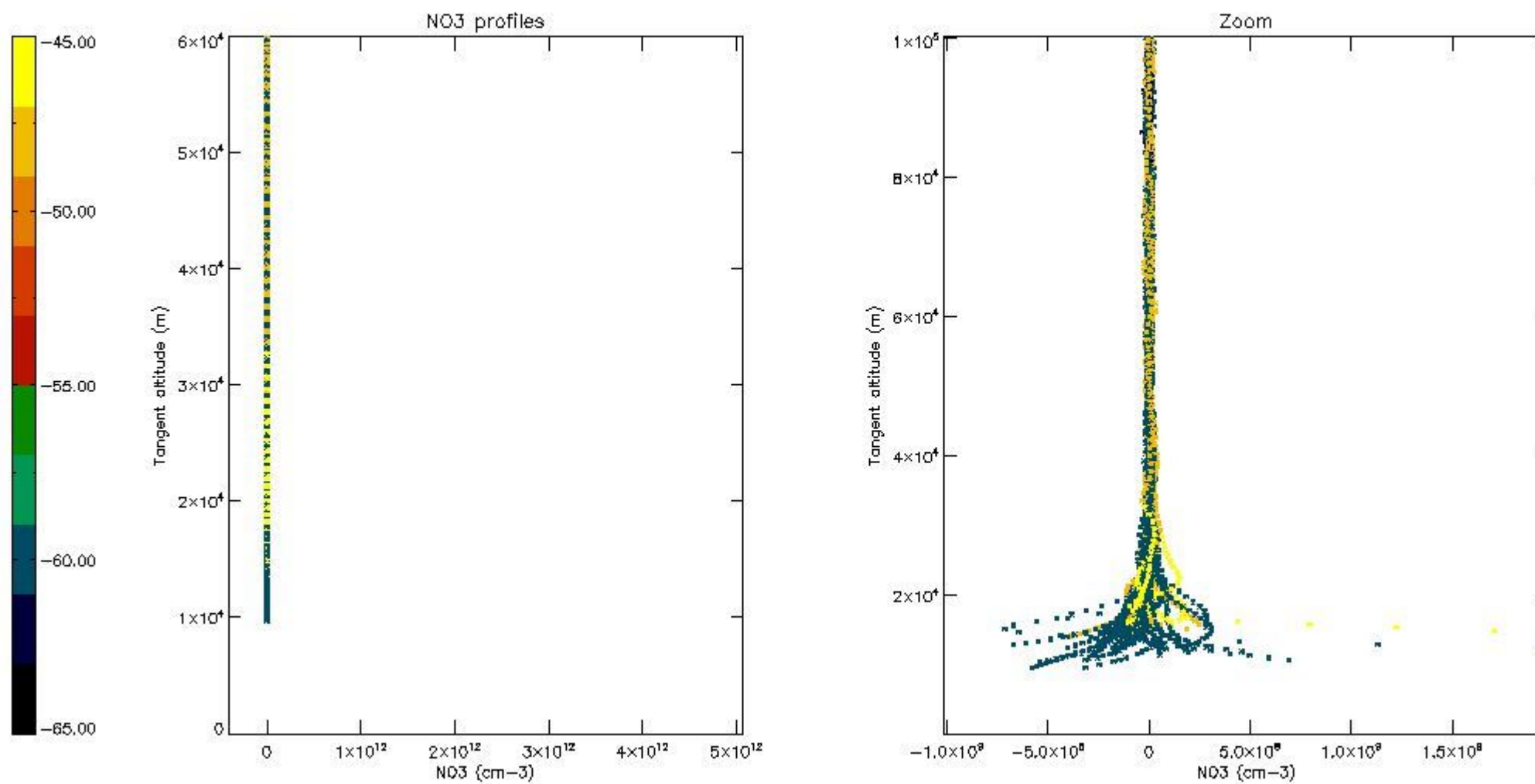
The colorbar represents the latitude.



*5.7 Plot NO3 profiles for all STD (dark without errors)*

The colorbar represents the latitude.





## 6. Auxiliary Data Files used for the production reported in section 2

The number reported in the third column indicates since which file (see list in section 2) the corresponding auxiliary file has been used. The fourth column is the date of those product files.

Type	Auxiliary Filename	Used since product	Used since product date
INST_PHYS_CHARACTERISTICS	GOM_INS_AXVIEC20091111_143220_20030716_120000_20500101_000000	1	27-APR-2011 00:08:50
LEVEL-2_PROC_CONFIG	GOM_PR2_AXVIEC20091111_152718_20020301_000000_20500101_000000	1	27-APR-2011 00:08:50
CROSS_SECTIONS_FILE	GOM_CRS_AXVIEC20091111_154832_20020301_000000_20500101_000000	1	27-APR-2011 00:08:50

# GOMOS Level 2 Daily Report

## SUMMARY

### [1. General Info](#)

### [2. Summary of processed GOM\\_NL\\_2P products](#)

### [3. Level 2 Quality information per product](#)

#### [3.1 Plot of level 2 quality information per product \(time dependant\)](#)

#### [3.2 Plot of level 2 quality information per product \(world map\)](#)

### [4. Level 1 Quality information per product \(stored on level 2 products\)](#)

#### [4.1 Plot of level 1 quality information per product \(time dependant\)](#)

##### [4.1.1 Plot of level 1 quality information per product \(time dependant\): ASCENDING](#)

##### [4.1.2 Plot of level 1 quality information per product \(time dependant\): DESCENDING](#)

#### [4.2 Plot of level 1 quality information per product \(world map\)](#)

##### [4.2.1 Plot of level 1 quality information per product \(world map\): ASCENDING](#)

##### [4.2.2 Plot of level 1 quality information per product \(world map\): DESCENDING](#)

### [5. Ozone profiles based on quality statistics and other trace gas profiles](#)

#### [5.1 Ozone statistics based on quality of products](#)

#### [5.2 Plot ozone profiles for all STD \(dark without errors\)](#)

#### [5.3 Plot ozone profiles where STD < 20% \(dark without errors\)](#)

#### [5.4. Plot ozone profiles where STD < 10% \(dark without errors\)](#)

#### [5.5. Plot ozone profiles where STD < 5% \(dark without errors\)](#)

#### [5.6 Plot NO2 profiles for all STD \(dark without errors\)](#)

#### [5.7 Plot NO3 profiles for all STD \(dark without errors\)](#)

#### [5.8 Plot H2O profiles \(only for occultations of stars 1,2,3,4,13,14,16,26,63 dark without errors\) for all STD](#)

### [6. Auxiliary Data Files used for the production reported in section 2](#)

This report presents the daily analysis on parameters extracted from GOMOS level 2 data (GOM\_NL\_\_2P). It is intended to monitor some important parameters that will impact the quality of these products. A list of level 2 products (and content) that have arrived during the reporting day to the PCF is also given.

Item	Value
Time of report generation	24APR2013 12:54:35
Data source version	GOMOS/6.01
Start time of products	27-04-2011 (27APR2011 00:00:00)
Stop time of products	28-04-2011 (28APR2011 00:00:00)
Store outputs in DB	Yes
Nb of level 2 prods	272
Nb of prods with errors	0

## 2. Summary of processed GOM\_NL\_\_2P products.

Nr	Filename	UTC Start time	Limb	Duration	Star Id	Star Name	Star Mag	Star Temp	Nb Meas	Orbit	Prod. error
1	GOM_NL__2PRFIN20110427_000850_000000413102_00016_47875_8793.N1	27-APR-2011 00:08:50	Bright	41.000	89	5Alp Cep	2.4510	8000.0	82	47875	No
2	GOM_NL__2PRFIN20110427_001401_000000583102_00016_47875_8794.N1	27-APR-2011 00:14:01	Bright	58.000	19	50Alp Cyg	1.2460	10500.	116	47875	No
3	GOM_NL__2PRFIN20110427_001946_000000413102_00016_47875_8795.N1	27-APR-2011 00:19:46	Bright	41.000	164	44Eta Peg	2.9480	5400.0	82	47875	No
4	GOM_NL__2PRFIN20110427_002757_000000623102_00016_47875_8796.N1	27-APR-2011 00:27:57	Dark	62.000	61	8Eps Peg	2.1000	3900.0	124	47875	No
5	GOM_NL__2PRFIN20110427_003024_000000533102_00016_47875_8797.N1	27-APR-2011 00:30:24	Dark	52.500	162	34Alp Aqr	2.9440	5350.0	105	47875	No
6	GOM_NL__2PRFIN20110427_003346_000000573102_00016_47875_8798.N1	27-APR-2011 00:33:46	Dark	57.000	154	22Bet Aqr	2.8990	5700.0	114	47875	No
7	GOM_NL__2PRFIN20110427_005519_000000463102_00017_47876_8791.N1	27-APR-2011 00:55:19	Straylight	46.000	141	Bet Ara	2.8400	4600.0	92	47876	No
8	GOM_NL__2PRFIN20110427_005656_000000593102_00017_47876_8792.N1	27-APR-2011 00:56:56	Straylight	59.000	40	The Sco	1.8590	7100.0	118	47876	No
9	GOM_NL__2PRFIN20110427_005835_000000653102_00017_47876_8793.N1	27-APR-2011 00:58:35	Straylight	65.000	25	35Lam Sco	1.6200	28000.	130	47876	No
10	GOM_NL__2PRFIN20110427_010155_000000643102_00017_47876_8794.N1	27-APR-2011 01:01:55	Straylight	63.500	75	26Eps Sco	2.2910	4250.0	127	47876	No
11	GOM_NL__2PRFIN20110427_010549_000000683102_00017_47876_8795.N1	27-APR-2011 01:05:49	Twilight_stray	68.000	16	21Alp Sco	1.0200	3000.0	136	47876	No
12	GOM_NL__2PRFIN20110427_010814_000000673102_00017_47876_8796.N1	27-APR-2011 01:08:14	Twilight_stray	66.500	80	7Del Sco	2.3160	30000.	133	47876	No
13	GOM_NL__2PRFIN20110427_011135_000000463102_00017_47876_8797.N1	27-APR-2011 01:11:35	Bright	45.500	122	9Alp2Lib	2.7470	9700.0	91	47876	No
14	GOM_NL__2PRFIN20110427_011401_000000533102_00017_47876_8798.N1	27-APR-2011 01:14:01	Bright	52.500	104	27Bet Lib	2.6140	13100.	105	47876	No
15	GOM_NL__2PRFIN20110427_012231_000000423102_00017_47876_8799.N1	27-APR-2011 01:22:31	Bright	42.000	111	8Eta Boo	2.6800	6000.0	84	47876	No
16	GOM_NL__2PRFIN20110427_012630_000000483102_00017_47876_8800.N1	27-APR-2011 01:26:30	Bright	47.500	83		2.3780	11000.	95	47876	No
17	GOM_NL__2PRFIN20110427_012926_000000423102_00017_47876_8801.N1	27-APR-2011 01:29:26	Bright	42.000	180	27Gam Boo	3.0400	8000.0	84	47876	No
18	GOM_NL__2PRFIN20110427_013129_000000393102_00017_47876_8802.N1	27-APR-2011 01:31:29	Bright	39.000	39	85Eta UMa	1.8540	24000.	78	47876	No
19	GOM_NL__2PRFIN20110427_013854_000000403102_00017_47876_8803.N1	27-APR-2011 01:38:54	Bright	40.000	60	7Bet UMi	2.0810	3950.0	80	47876	No
20	GOM_NL__2PRFIN20110427_014903_000000413102_00017_47876_8804.N1	27-APR-2011 01:49:03	Bright	41.000	89	5Alp Cep	2.4510	8000.0	82	47876	No
21	GOM_NL__2PRFIN20110427_015415_000000573102_00017_47876_8805.N1	27-APR-2011 01:54:15	Bright	57.000	19	50Alp Cyg	1.2460	10500.	114	47876	No
22	GOM_NL__2PRFIN20110427_020000_000000403102_00017_47876_8806.N1	27-APR-2011 02:00:00	Bright	40.000	164	44Eta Peg	2.9480	5400.0	80	47876	No
23	GOM_NL__2PRFIN20110427_020811_000000613102_00017_47876_8807.N1	27-APR-2011 02:08:11	Dark	60.500	61	8Eps Peg	2.1000	3900.0	121	47876	No
24	GOM_NL__2PRFIN20110427_021039_000000533102_00017_47876_8808.N1	27-APR-2011 02:10:39	Dark	53.000	162	34Alp Aqr	2.9440	5350.0	106	47876	No
25	GOM_NL__2PRFIN20110427_021401_000000583102_00017_47876_8809.N1	27-APR-2011 02:14:01	Dark	57.500	154	22Bet Aqr	2.8990	5700.0	115	47876	No
26	GOM_NL__2PRFIN20110427_023534_000000483102_00018_47877_8827.N1	27-APR-2011 02:35:34	Straylight	47.500	141	Bet Ara	2.8400	4600.0	95	47877	No
27	GOM_NL__2PRFIN20110427_023711_000000643102_00018_47877_8828.N1	27-APR-2011 02:37:11	Straylight	64.000	40	The Sco	1.8590	7100.0	128	47877	No
28	GOM_NL__2PRFIN20110427_023850_000000593102_00018_47877_8829.N1	27-APR-2011 02:38:50	Straylight	58.500	25	35Lam Sco	1.6200	28000.	117	47877	No
29	GOM_NL__2PRFIN20110427_024209_000000613102_00018_47877_8830.N1	27-APR-2011 02:42:09	Straylight	60.500	75	26Eps Sco	2.2910	4250.0	121	47877	No
30	GOM_NL__2PRFIN20110427_024603_000000683102_00018_47877_8831.N1	27-APR-2011 02:46:03	Twilight_stray	68.000	16	21Alp Sco	1.0200	3000.0	136	47877	No
31	GOM_NL__2PRFIN20110427_024828_000000613102_00018_47877_8832.N1	27-APR-2011 02:48:28	Twilight_stray	61.000	80	7Del Sco	2.3160	30000.	122	47877	No
32	GOM_NL__2PRFIN20110427_025149_000000483102_00018_47877_8833.N1	27-APR-2011 02:51:49	Bright	48.000	122	9Alp2Lib	2.7470	9700.0	96	47877	No
33	GOM_NL__2PRFIN20110427_025415_000000533102_00018_47877_8834.N1	27-APR-2011 02:54:15	Bright	52.500	104	27Bet Lib	2.6140	13100.	105	47877	No
34	GOM_NL__2PRFIN20110427_030245_000000433102_00018_47877_8835.N1	27-APR-2011 03:02:45	Bright	42.500	111	8Eta Boo	2.6800	6000.0	85	47877	No
35	GOM_NL__2PRFIN20110427_030643_000000493102_00018_47877_8836.N1	27-APR-2011 03:06:43	Bright	48.500	83		2.3780	11000.	97	47877	No
36	GOM_NL__2PRFIN20110427_030940_000000433102_00018_47877_8837.N1	27-APR-2011 03:09:40	Bright	42.500	180	27Gam Boo	3.0400	8000.0	85	47877	No
37	GOM_NL__2PRFIN20110427_031143_000000413102_00018_47877_8838.N1	27-APR-2011 03:11:43	Bright	40.500	39	85Eta UMa	1.8540	24000.	81	47877	No
38	GOM_NL__2PRFIN20110427_031907_000000403102_00018_47877_8839.N1	27-APR-2011 03:19:07	Bright	39.500	60	7Bet UMi	2.0810	3950.0	79	47877	No
39	GOM_NL__2PRFIN20110427_032917_000000423102_00018_47877_8840.N1	27-APR-2011 03:29:17	Bright	41.500	89	5Alp Cep	2.4510	8000.0	83	47877	No
40	GOM_NL__2PRFIN20110427_033428_000000573102_00018_47877_8841.N1	27-APR-2011 03:34:28	Bright	56.500	19	50Alp Cyg	1.2460	10500.	113	47877	No
41	GOM_NL__2PRFIN20110427_034014_000000423102_00018_47877_8842.N1	27-APR-2011 03:40:14	Bright	41.500	164	44Eta Peg	2.9480	5400.0	83	47877	No
42	GOM_NL__2PRFIN20110427_034826_000000653102_00018_47877_8843.N1	27-APR-2011 03:48:26	Dark	64.500	61	8Eps Peg	2.1000	3900.0	129	47877	No

43	GOM_NL__2PRFIN20110427_035053_000000493102_00018_47877_8844.N1	27-APR-2011 03:50:53	Dark	49.000	162	34Alp Aqr	2.9440	5350.0	98	47877	No
44	GOM_NL__2PRFIN20110427_035417_000000563102_00018_47877_8845.N1	27-APR-2011 03:54:17	Dark	56.000	154	22Bet Aqr	2.8990	5700.0	112	47877	No
45	GOM_NL__2PRFIN20110427_041548_000000463102_00019_47878_8844.N1	27-APR-2011 04:15:48	Straylight	46.000	141	Bet Ara	2.8400	4600.0	92	47878	No
46	GOM_NL__2PRFIN20110427_041726_000000583102_00019_47878_8845.N1	27-APR-2011 04:17:26	Straylight	57.500	40	The Sco	1.8590	7100.0	115	47878	No
47	GOM_NL__2PRFIN20110427_041905_000000603102_00019_47878_8846.N1	27-APR-2011 04:19:05	Straylight	60.000	25	35Lam Sco	1.6200	28000.	120	47878	No
48	GOM_NL__2PRFIN20110427_042224_000000653102_00019_47878_8847.N1	27-APR-2011 04:22:24	Straylight	65.000	75	26Eps Sco	2.2910	4250.0	130	47878	No
49	GOM_NL__2PRFIN20110427_042618_000000723102_00019_47878_8848.N1	27-APR-2011 04:26:18	Tw_i_and_stray	72.000	16	21Alp Sco	1.0200	3000.0	144	47878	No
50	GOM_NL__2PRFIN20110427_042843_000000653102_00019_47878_8849.N1	27-APR-2011 04:28:43	Tw_i_and_stray	65.000	80	7Del Sco	2.3160	30000.	130	47878	No
51	GOM_NL__2PRFIN20110427_043204_000000473102_00019_47878_8850.N1	27-APR-2011 04:32:04	Bright	46.500	122	9Alp2Lib	2.7470	9700.0	93	47878	No
52	GOM_NL__2PRFIN20110427_043429_000000523102_00019_47878_8851.N1	27-APR-2011 04:34:29	Bright	51.500	104	27Bet Lib	2.6140	13100.	103	47878	No
53	GOM_NL__2PRFIN20110427_044259_000000403102_00019_47878_8852.N1	27-APR-2011 04:42:59	Bright	40.000	111	8Eta Boo	2.6800	6000.0	80	47878	No
54	GOM_NL__2PRFIN20110427_044657_000000493102_00019_47878_8853.N1	27-APR-2011 04:46:57	Bright	49.000	83		2.3780	11000.	98	47878	No
55	GOM_NL__2PRFIN20110427_044953_000000443102_00019_47878_8854.N1	27-APR-2011 04:49:53	Bright	43.500	180	27Gam Boo	3.0400	8000.0	87	47878	No
56	GOM_NL__2PRFIN20110427_045157_000000383102_00019_47878_8855.N1	27-APR-2011 04:51:57	Bright	37.500	39	85Eta UMa	1.8540	24000.	75	47878	No
57	GOM_NL__2PRFIN20110427_045921_000000393102_00019_47878_8856.N1	27-APR-2011 04:59:21	Bright	39.000	60	7Bet UMi	2.0810	3950.0	78	47878	No
58	GOM_NL__2PRFIN20110427_050931_000000423102_00019_47878_8857.N1	27-APR-2011 05:09:31	Bright	41.500	89	5Alp Cep	2.4510	8000.0	83	47878	No
59	GOM_NL__2PRFIN20110427_051442_000000563102_00019_47878_8858.N1	27-APR-2011 05:14:42	Bright	55.500	19	50Alp Cyg	1.2460	10500.	111	47878	No
60	GOM_NL__2PRFIN20110427_052029_000000593102_00019_47878_8859.N1	27-APR-2011 05:20:29	Bright	59.000	164	44Eta Peg	2.9480	5400.0	118	47878	No
61	GOM_NL__2PRFIN20110427_052841_000000623102_00019_47878_8860.N1	27-APR-2011 05:28:41	Dark	62.000	61	8Eps Peg	2.1000	3900.0	124	47878	No
62	GOM_NL__2PRFIN20110427_053108_000000533102_00019_47878_8861.N1	27-APR-2011 05:31:08	Dark	53.000	162	34Alp Aqr	2.9440	5350.0	106	47878	No
63	GOM_NL__2PRFIN20110427_053432_000000613102_00019_47878_8862.N1	27-APR-2011 05:34:32	Dark	60.500	154	22Bet Aqr	2.8990	5700.0	121	47878	No
64	GOM_NL__2PRFIN20110427_055603_000000513102_00020_47879_8879.N1	27-APR-2011 05:56:03	Straylight	50.500	141	Bet Ara	2.8400	4600.0	101	47879	No
65	GOM_NL__2PRFIN20110427_055741_000000663102_00020_47879_8880.N1	27-APR-2011 05:57:41	Straylight	66.000	40	The Sco	1.8590	7100.0	132	47879	No
66	GOM_NL__2PRFIN20110427_055921_000000593102_00020_47879_8881.N1	27-APR-2011 05:59:21	Straylight	59.000	25	35Lam Sco	1.6200	28000.	118	47879	No
67	GOM_NL__2PRFIN20110427_060239_000000643102_00020_47879_8882.N1	27-APR-2011 06:02:39	Straylight	63.500	75	26Eps Sco	2.2910	4250.0	127	47879	No
68	GOM_NL__2PRFIN20110427_060633_000000723102_00020_47879_8883.N1	27-APR-2011 06:06:33	Tw_i_and_stray	72.000	16	21Alp Sco	1.0200	3000.0	144	47879	No
69	GOM_NL__2PRFIN20110427_060857_000000713102_00020_47879_8884.N1	27-APR-2011 06:08:57	Tw_i_and_stray	70.500	80	7Del Sco	2.3160	30000.	141	47879	No
70	GOM_NL__2PRFIN20110427_061218_000000453102_00020_47879_8885.N1	27-APR-2011 06:12:18	Bright	45.000	122	9Alp2Lib	2.7470	9700.0	90	47879	No
71	GOM_NL__2PRFIN20110427_061443_000000513102_00020_47879_8886.N1	27-APR-2011 06:14:43	Bright	51.000	104	27Bet Lib	2.6140	13100.	102	47879	No
72	GOM_NL__2PRFIN20110427_062313_000000413102_00020_47879_8887.N1	27-APR-2011 06:23:13	Bright	41.000	111	8Eta Boo	2.6800	6000.0	82	47879	No
73	GOM_NL__2PRFIN20110427_062710_000000503102_00020_47879_8888.N1	27-APR-2011 06:27:10	Bright	50.000	83		2.3780	11000.	100	47879	No
74	GOM_NL__2PRFIN20110427_063007_000000443102_00020_47879_8889.N1	27-APR-2011 06:30:07	Bright	43.500	180	27Gam Boo	3.0400	8000.0	87	47879	No
75	GOM_NL__2PRFIN20110427_063210_000000573102_00020_47879_8890.N1	27-APR-2011 06:32:10	Bright	57.000	39	85Eta UMa	1.8540	24000.	114	47879	No
76	GOM_NL__2PRFIN20110427_063935_000000393102_00020_47879_8891.N1	27-APR-2011 06:39:35	Bright	38.500	60	7Bet UMi	2.0810	3950.0	77	47879	No
77	GOM_NL__2PRFIN20110427_064945_000000413102_00020_47879_8892.N1	27-APR-2011 06:49:45	Bright	41.000	89	5Alp Cep	2.4510	8000.0	82	47879	No
78	GOM_NL__2PRFIN20110427_065456_000000573102_00020_47879_8893.N1	27-APR-2011 06:54:56	Bright	56.500	19	50Alp Cyg	1.2460	10500.	113	47879	No
79	GOM_NL__2PRFIN20110427_070043_000000433102_00020_47879_8894.N1	27-APR-2011 07:00:43	Bright	42.500	164	44Eta Peg	2.9480	5400.0	85	47879	No
80	GOM_NL__2PRFIN20110427_070856_000000653102_00020_47879_8895.N1	27-APR-2011 07:08:56	Dark	65.000	61	8Eps Peg	2.1000	3900.0	130	47879	No
81	GOM_NL__2PRFIN20110427_071123_000000503102_00020_47879_8896.N1	27-APR-2011 07:11:23	Dark	49.500	162	34Alp Aqr	2.9440	5350.0	99	47879	No
82	GOM_NL__2PRFIN20110427_071447_000000593102_00020_47879_8897.N1	27-APR-2011 07:14:47	Dark	59.000	154	22Bet Aqr	2.8990	5700.0	118	47879	No
83	GOM_NL__2PRFIN20110427_073617_000000483102_00021_47880_8894.N1	27-APR-2011 07:36:17	Straylight	47.500	141	Bet Ara	2.8400	4600.0	95	47880	No
84	GOM_NL__2PRFIN20110427_073755_000000643102_00021_47880_8895.N1	27-APR-2011 07:37:55	Straylight	64.000	40	The Sco	1.8590	7100.0	128	47880	No
85	GOM_NL__2PRFIN20110427_073936_000000623102_00021_47880_8896.N1	27-APR-2011 07:39:36	Straylight	62.000	25	35Lam Sco	1.6200	28000.	124	47880	No
86	GOM_NL__2PRFIN20110427_074254_000000643102_00021_47880_8897.N1	27-APR-2011 07:42:54	Straylight	64.000	75	26Eps Sco	2.2910	4250.0	128	47880	No
87	GOM_NL__2PRFIN20110427_074648_000000753102_00021_47880_8898.N1	27-APR-2011 07:46:48	Tw_i_and_stray	75.000	16	21Alp Sco	1.0200	3000.0	150	47880	No
88	GOM_NL__2PRFIN20110427_074912_000000643102_00021_47880_8899.N1	27-APR-2011 07:49:12	Tw_i_and_stray	63.500	80	7Del Sco	2.3160	30000.	127	47880	No
89	GOM_NL__2PRFIN20110427_075232_000000483102_00021_47880_8900.N1	27-APR-2011 07:52:32	Bright	48.000	122	9Alp2Lib	2.7470	9700.0	96	47880	No
90	GOM_NL__2PRFIN20110427_075457_000000513102_00021_47880_8901.N1	27-APR-2011 07:54:57	Bright	51.000	104	27Bet Lib	2.6140	13100.	102	47880	No
91	GOM_NL__2PRFIN20110427_080326_000000593102_00021_47880_8902.N1	27-APR-2011 08:03:26	Bright	59.000	111	8Eta Boo	2.6800	6000.0	118	47880	No
92	GOM_NL__2PRFIN20110427_080724_000000463102_00021_47880_8903.N1	27-APR-2011 08:07:24	Bright	46.000	83		2.3780	11000.	92	47880	No
93	GOM_NL__2PRFIN20110427_081020_000000443102_00021_47880_8904.N1	27-APR-2011 08:10:20	Bright	43.500	180	27Gam Boo	3.0400	8000.0	87	47880	No
94	GOM_NL__2PRFIN20110427_081224_000000383102_00021_47880_8905.N1	27-APR-2011 08:12:24	Bright	38.000	39	85Eta UMa	1.8540	24000.	76	47880	No
95	GOM_NL__2PRFIN20110427_081949_000000403102_00021_47880_8906.N1	27-APR-2011 08:19:49	Bright	39.500	60	7Bet UMi	2.0810	3950.0	79	47880	No
96	GOM_NL__2PRFIN20110427_082959_000000423102_00021_47880_8907.N1	27-APR-2011 08:29:59	Bright	42.000	89	5Alp Cep	2.4510	8000.0	84	47880	No
97	GOM_NL__2PRFIN20110427_083510_000000573102_00021_47880_8908.N1	27-APR-2011 08:35:10	Bright	57.000	19	50Alp Cyg	1.2460	10500.	114	47880	No
98	GOM_NL__2PRFIN20110427_084057_000000403102_00021_47880_8909.N1	27-APR-2011 08:40:57	Bright	39.500	164	44Eta Peg	2.9480	5400.0	79	47880	No
99	GOM_NL__2PRFIN20110427_084910_000000603102_00021_47880_8910.N1	27-APR-2011 08:49:10	Dark	60.000	61	8Eps Peg	2.1000	3900.0	120	47880	No
100	GOM_NL__2PRFIN20110427_085138_000000523102_00021_47880_8911.N1	27-APR-2011 08:51:38	Dark	52.000	162	34Alp Aqr	2.9440	5350.0	104	47880	No
101	GOM_NL__2PRFIN20110427_085502_000000593102_00021_47880_8912.N1	27-APR-2011 08:55:02	Dark	58.500	154	22Bet Aqr	2.8990	5700.0	117	47880	No



102	GOM_NL__2PRFIN20110427_091633_000000493102_00022_47881_8930.N1	27-APR-2011 09:16:33	Straylight	48.500	141	Bet Ara	2.8400	4600.0	97	47881	No
103	GOM_NL__2PRFIN20110427_091811_000000563102_00022_47881_8931.N1	27-APR-2011 09:18:11	Straylight	56.000	40	The Sco	1.8590	7100.0	112	47881	No
104	GOM_NL__2PRFIN20110427_091951_000000613102_00022_47881_8932.N1	27-APR-2011 09:19:51	Straylight	60.500	25	35Lam Sco	1.6200	28000.	121	47881	No
105	GOM_NL__2PRFIN20110427_092308_000000643102_00022_47881_8933.N1	27-APR-2011 09:23:08	Straylight	63.500	75	26Eps Sco	2.2910	4250.0	127	47881	No
106	GOM_NL__2PRFIN20110427_092702_000000753102_00022_47881_8934.N1	27-APR-2011 09:27:02	Twi_and_stray	75.000	16	21Alp Sco	1.0200	3000.0	150	47881	No
107	GOM_NL__2PRFIN20110427_092926_000000643102_00022_47881_8935.N1	27-APR-2011 09:29:26	Twi_and_stray	63.500	80	7Del Sco	2.3160	30000.	127	47881	No
108	GOM_NL__2PRFIN20110427_093246_000000453102_00022_47881_8936.N1	27-APR-2011 09:32:46	Bright	45.000	122	9Alp2Lib	2.7470	9700.0	90	47881	No
109	GOM_NL__2PRFIN20110427_093511_000000523102_00022_47881_8937.N1	27-APR-2011 09:35:11	Bright	51.500	104	27Bet Lib	2.6140	13100.	103	47881	No
110	GOM_NL__2PRFIN20110427_094340_000000593102_00022_47881_8938.N1	27-APR-2011 09:43:40	Bright	59.000	111	8Eta Boo	2.6800	6000.0	118	47881	No
111	GOM_NL__2PRFIN20110427_094737_000000513102_00022_47881_8939.N1	27-APR-2011 09:47:37	Bright	50.500	83		2.3780	11000.	101	47881	No
112	GOM_NL__2PRFIN20110427_095034_000000443102_00022_47881_8940.N1	27-APR-2011 09:50:34	Bright	43.500	180	27Gam Boo	3.0400	8000.0	87	47881	No
113	GOM_NL__2PRFIN20110427_095238_000000393102_00022_47881_8941.N1	27-APR-2011 09:52:38	Bright	39.000	39	85Eta UMa	1.8540	24000.	78	47881	No
114	GOM_NL__2PRFIN20110427_100003_000000403102_00022_47881_8942.N1	27-APR-2011 10:00:03	Bright	40.000	60	7Bet UMi	2.0810	3950.0	80	47881	No
115	GOM_NL__2PRFIN20110427_101012_000000433102_00022_47881_8943.N1	27-APR-2011 10:10:12	Bright	42.500	89	5Alp Cep	2.4510	8000.0	85	47881	No
116	GOM_NL__2PRFIN20110427_101523_000000563102_00022_47881_8944.N1	27-APR-2011 10:15:23	Bright	55.500	19	50Alp Cyg	1.2460	10500.	111	47881	No
117	GOM_NL__2PRFIN20110427_102111_000000443102_00022_47881_8945.N1	27-APR-2011 10:21:11	Bright	43.500	164	44Eta Peg	2.9480	5400.0	87	47881	No
118	GOM_NL__2PRFIN20110427_102925_000000613102_00022_47881_8946.N1	27-APR-2011 10:29:25	Dark	61.000	61	8Eps Peg	2.1000	3900.0	122	47881	No
119	GOM_NL__2PRFIN20110427_103152_000000513102_00022_47881_8947.N1	27-APR-2011 10:31:52	Dark	51.000	162	34Alp Aqr	2.9440	5350.0	102	47881	No
120	GOM_NL__2PRFIN20110427_103517_000000563102_00022_47881_8948.N1	27-APR-2011 10:35:17	Dark	56.000	154	22Bet Aqr	2.8990	5700.0	112	47881	No
121	GOM_NL__2PRFIN20110427_105647_000000503102_00023_47882_8990.N1	27-APR-2011 10:56:47	Straylight	50.000	141	Bet Ara	2.8400	4600.0	100	47882	No
122	GOM_NL__2PRFIN20110427_105826_000000603102_00023_47882_8991.N1	27-APR-2011 10:58:26	Straylight	59.500	40	The Sco	1.8590	7100.0	119	47882	No
123	GOM_NL__2PRFIN20110427_110006_000000623102_00023_47882_8992.N1	27-APR-2011 11:00:06	Straylight	62.000	25	35Lam Sco	1.6200	28000.	124	47882	No
124	GOM_NL__2PRFIN20110427_110323_000000643102_00023_47882_8993.N1	27-APR-2011 11:03:23	Straylight	63.500	75	26Eps Sco	2.2910	4250.0	127	47882	No
125	GOM_NL__2PRFIN20110427_110716_000000783102_00023_47882_8994.N1	27-APR-2011 11:07:16	Twi_and_stray	77.500	16	21Alp Sco	1.0200	3000.0	155	47882	No
126	GOM_NL__2PRFIN20110427_110940_000000653102_00023_47882_8995.N1	27-APR-2011 11:09:40	Twi_and_stray	65.000	80	7Del Sco	2.3160	30000.	130	47882	No
127	GOM_NL__2PRFIN20110427_111300_000000463102_00023_47882_8996.N1	27-APR-2011 11:13:00	Bright	46.000	122	9Alp2Lib	2.7470	9700.0	92	47882	No
128	GOM_NL__2PRFIN20110427_111524_000000513102_00023_47882_8997.N1	27-APR-2011 11:15:24	Bright	51.000	104	27Bet Lib	2.6140	13100.	102	47882	No
129	GOM_NL__2PRFIN20110427_112354_000000403102_00023_47882_8998.N1	27-APR-2011 11:23:54	Bright	39.500	111	8Eta Boo	2.6800	6000.0	79	47882	No
130	GOM_NL__2PRFIN20110427_112750_000000483102_00023_47882_8999.N1	27-APR-2011 11:27:50	Bright	48.000	83		2.3780	11000.	96	47882	No
131	GOM_NL__2PRFIN20110427_113047_000000443102_00023_47882_9000.N1	27-APR-2011 11:30:47	Bright	43.500	180	27Gam Boo	3.0400	8000.0	87	47882	No
132	GOM_NL__2PRFIN20110427_113251_000000413102_00023_47882_9001.N1	27-APR-2011 11:32:51	Bright	40.500	39	85Eta UMa	1.8540	24000.	81	47882	No
133	GOM_NL__2PRFIN20110427_114018_000000383102_00023_47882_9002.N1	27-APR-2011 11:40:18	Bright	38.000	60	7Bet UMi	2.0810	3950.0	76	47882	No
134	GOM_NL__2PRFIN20110427_115026_000000443102_00023_47882_9003.N1	27-APR-2011 11:50:26	Bright	43.500	89	5Alp Cep	2.4510	8000.0	87	47882	No
135	GOM_NL__2PRFIN20110427_115537_000000563102_00023_47882_9004.N1	27-APR-2011 11:55:37	Bright	56.000	19	50Alp Cyg	1.2460	10500.	112	47882	No
136	GOM_NL__2PRFIN20110427_120125_000000423102_00023_47882_9005.N1	27-APR-2011 12:01:25	Bright	42.000	164	44Eta Peg	2.9480	5400.0	84	47882	No
137	GOM_NL__2PRFIN20110427_120940_000000633102_00023_47882_9006.N1	27-APR-2011 12:09:40	Dark	63.000	61	8Eps Peg	2.1000	3900.0	126	47882	No
138	GOM_NL__2PRFIN20110427_121207_000000513102_00023_47882_9007.N1	27-APR-2011 12:12:07	Dark	51.000	162	34Alp Aqr	2.9440	5350.0	102	47882	No
139	GOM_NL__2PRFIN20110427_121532_000000573102_00023_47882_9008.N1	27-APR-2011 12:15:32	Dark	57.000	154	22Bet Aqr	2.8990	5700.0	114	47882	No
140	GOM_NL__2PRFIN20110427_123701_000000453102_00024_47883_9024.N1	27-APR-2011 12:37:01	Straylight	44.500	141	Bet Ara	2.8400	4600.0	89	47883	No
141	GOM_NL__2PRFIN20110427_123840_000000573102_00024_47883_9025.N1	27-APR-2011 12:38:40	Straylight	57.000	40	The Sco	1.8590	7100.0	114	47883	No
142	GOM_NL__2PRFIN20110427_124021_000000593102_00024_47883_9026.N1	27-APR-2011 12:40:21	Straylight	59.000	25	35Lam Sco	1.6200	28000.	118	47883	No
143	GOM_NL__2PRFIN20110427_124338_000000613102_00024_47883_9027.N1	27-APR-2011 12:43:38	Straylight	61.000	75	26Eps Sco	2.2910	4250.0	122	47883	No
144	GOM_NL__2PRFIN20110427_124731_000000793102_00024_47883_9028.N1	27-APR-2011 12:47:31	Twi_and_stray	79.000	16	21Alp Sco	1.0200	3000.0	158	47883	No
145	GOM_NL__2PRFIN20110427_124955_000000683102_00024_47883_9029.N1	27-APR-2011 12:49:55	Twi_and_stray	67.500	80	7Del Sco	2.3160	30000.	135	47883	No
146	GOM_NL__2PRFIN20110427_125314_000000483102_00024_47883_9030.N1	27-APR-2011 12:53:14	Bright	48.000	122	9Alp2Lib	2.7470	9700.0	96	47883	No
147	GOM_NL__2PRFIN20110427_125538_000000513102_00024_47883_9031.N1	27-APR-2011 12:55:38	Bright	51.000	104	27Bet Lib	2.6140	13100.	102	47883	No
148	GOM_NL__2PRFIN20110427_130407_000000403102_00024_47883_9032.N1	27-APR-2011 13:04:07	Bright	39.500	111	8Eta Boo	2.6800	6000.0	79	47883	No
149	GOM_NL__2PRFIN20110427_130804_000000573102_00024_47883_9033.N1	27-APR-2011 13:08:04	Bright	56.500	83		2.3780	11000.	113	47883	No
150	GOM_NL__2PRFIN20110427_131101_000000433102_00024_47883_9034.N1	27-APR-2011 13:11:01	Bright	42.500	180	27Gam Boo	3.0400	8000.0	85	47883	No
151	GOM_NL__2PRFIN20110427_131305_000000403102_00024_47883_9035.N1	27-APR-2011 13:13:05	Bright	40.000	39	85Eta UMa	1.8540	24000.	80	47883	No
152	GOM_NL__2PRFIN20110427_132034_000000373102_00024_47883_9036.N1	27-APR-2011 13:20:34	Bright	36.500	60	7Bet UMi	2.0810	3950.0	73	47883	No
153	GOM_NL__2PRFIN20110427_133040_000000413102_00024_47883_9037.N1	27-APR-2011 13:30:40	Bright	41.000	89	5Alp Cep	2.4510	8000.0	82	47883	No
154	GOM_NL__2PRFIN20110427_133550_000000593102_00024_47883_9038.N1	27-APR-2011 13:35:50	Bright	58.500	19	50Alp Cyg	1.2460	10500.	117	47883	No
155	GOM_NL__2PRFIN20110427_134139_000000593102_00024_47883_9039.N1	27-APR-2011 13:41:39	Bright	59.000	164	44Eta Peg	2.9480	5400.0	118	47883	No
156	GOM_NL__2PRFIN20110427_134954_000000623102_00024_47883_9040.N1	27-APR-2011 13:49:54	Dark	62.000	61	8Eps Peg	2.1000	3900.0	124	47883	No
157	GOM_NL__2PRFIN20110427_135221_000000543102_00024_47883_9041.N1	27-APR-2011 13:52:21	Dark	54.000	162	34Alp Aqr	2.9440	5350.0	108	47883	No
158	GOM_NL__2PRFIN20110427_135547_000000563102_00024_47883_9042.N1	27-APR-2011 13:55:47	Dark	56.000	154	22Bet Aqr	2.8990	5700.0	112	47883	No
159	GOM_NL__2PRFIN20110427_141716_000000433102_00025_47884_9102.N1	27-APR-2011 14:17:16	Straylight	42.500	141	Bet Ara	2.8400	4600.0	85	47884	No
160	GOM_NL__2PRFIN20110427_141855_000000583102_00025_47884_9103.N1	27-APR-2011 14:18:55	Straylight	58.000	40	The Sco	1.8590	7100.0	116	47884	No

161	GOM_NL__2PRFIN20110427_142036_000000643102_00025_47884_9104.N1	27-APR-2011 14:20:36	Straylight	64.000	25	35Lam Sco	1.6200	28000.	128	47884	No
162	GOM_NL__2PRFIN20110427_142353_000000643102_00025_47884_9105.N1	27-APR-2011 14:23:53	Straylight	64.000	75	26Eps Sco	2.2910	4250.0	128	47884	No
163	GOM_NL__2PRFIN20110427_142746_000000773102_00025_47884_9106.N1	27-APR-2011 14:27:46	Twi_and_stray	77.000	16	21Alp Sco	1.0200	3000.0	154	47884	No
164	GOM_NL__2PRFIN20110427_143009_000000613102_00025_47884_9107.N1	27-APR-2011 14:30:09	Twi_and_stray	60.500	80	7Del Sco	2.3160	30000.	121	47884	No
165	GOM_NL__2PRFIN20110427_143328_000000493102_00025_47884_9108.N1	27-APR-2011 14:33:28	Bright	48.500	122	9Alp2Lib	2.7470	9700.0	97	47884	No
166	GOM_NL__2PRFIN20110427_143552_000000523102_00025_47884_9109.N1	27-APR-2011 14:35:52	Bright	52.000	104	27Bet Lib	2.6140	13100.	104	47884	No
167	GOM_NL__2PRFIN20110427_144421_000000403102_00025_47884_9110.N1	27-APR-2011 14:44:21	Bright	39.500	111	8Eta Boo	2.6800	6000.0	79	47884	No
168	GOM_NL__2PRFIN20110427_144817_000000463102_00025_47884_9111.N1	27-APR-2011 14:48:17	Bright	46.000	83		2.3780	11000.	92	47884	No
169	GOM_NL__2PRFIN20110427_145114_000000413102_00025_47884_9112.N1	27-APR-2011 14:51:14	Bright	40.500	180	27Gam Boo	3.0400	8000.0	81	47884	No
170	GOM_NL__2PRFIN20110427_145319_000000373102_00025_47884_9113.N1	27-APR-2011 14:53:19	Bright	37.000	39	85Eta UMa	1.8540	24000.	74	47884	No
171	GOM_NL__2PRFIN20110427_150051_000000463102_00025_47884_9114.N1	27-APR-2011 15:00:51	Bright	45.500	119	14Eta Dra	2.7270	4700.0	91	47884	No
172	GOM_NL__2PRFIN20110427_151053_000000433102_00025_47884_9115.N1	27-APR-2011 15:10:53	Bright	42.500	89	5Alp Cep	2.4510	8000.0	85	47884	No
173	GOM_NL__2PRFIN20110427_151604_000000573102_00025_47884_9116.N1	27-APR-2011 15:16:04	Bright	57.000	19	50Alp Cyg	1.2460	10500.	114	47884	No
174	GOM_NL__2PRFIN20110427_152153_000000463102_00025_47884_9117.N1	27-APR-2011 15:21:53	Bright	45.500	164	44Eta Peg	2.9480	5400.0	91	47884	No
175	GOM_NL__2PRFIN20110427_153009_000000603102_00025_47884_9118.N1	27-APR-2011 15:30:09	Dark	59.500	61	8Eps Peg	2.1000	3900.0	119	47884	No
176	GOM_NL__2PRFIN20110427_153236_000000493102_00025_47884_9119.N1	27-APR-2011 15:32:36	Dark	49.000	162	34Alp Aqr	2.9440	5350.0	98	47884	No
177	GOM_NL__2PRFIN20110427_153602_000000583102_00025_47884_9120.N1	27-APR-2011 15:36:02	Dark	57.500	154	22Bet Aqr	2.8990	5700.0	115	47884	No
178	GOM_NL__2PRFIN20110427_155731_000000443102_00026_47885_9139.N1	27-APR-2011 15:57:31	Straylight	43.500	141	Bet Ara	2.8400	4600.0	87	47885	No
179	GOM_NL__2PRFIN20110427_155910_000000583102_00026_47885_9140.N1	27-APR-2011 15:59:10	Straylight	57.500	40	The Sco	1.8590	7100.0	115	47885	No
180	GOM_NL__2PRFIN20110427_160051_000000633102_00026_47885_9141.N1	27-APR-2011 16:00:51	Straylight	62.500	25	35Lam Sco	1.6200	28000.	125	47885	No
181	GOM_NL__2PRFIN20110427_160408_000000683102_00026_47885_9142.N1	27-APR-2011 16:04:08	Straylight	68.000	75	26Eps Sco	2.2910	4250.0	136	47885	No
182	GOM_NL__2PRFIN20110427_160800_000000813102_00026_47885_9143.N1	27-APR-2011 16:08:00	Twi_and_stray	80.500	16	21Alp Sco	1.0200	3000.0	161	47885	No
183	GOM_NL__2PRFIN20110427_161023_000000643102_00026_47885_9144.N1	27-APR-2011 16:10:23	Twi_and_stray	64.000	80	7Del Sco	2.3160	30000.	128	47885	No
184	GOM_NL__2PRFIN20110427_161342_000000483102_00026_47885_9145.N1	27-APR-2011 16:13:42	Bright	48.000	122	9Alp2Lib	2.7470	9700.0	96	47885	No
185	GOM_NL__2PRFIN20110427_161606_000000513102_00026_47885_9146.N1	27-APR-2011 16:16:06	Bright	51.000	104	27Bet Lib	2.6140	13100.	102	47885	No
186	GOM_NL__2PRFIN20110427_162435_000000403102_00026_47885_9147.N1	27-APR-2011 16:24:35	Bright	40.000	111	8Eta Boo	2.6800	6000.0	80	47885	No
187	GOM_NL__2PRFIN20110427_162830_000000473102_00026_47885_9148.N1	27-APR-2011 16:28:30	Bright	47.000	83		2.3780	11000.	94	47885	No
188	GOM_NL__2PRFIN20110427_163128_000000433102_00026_47885_9149.N1	27-APR-2011 16:31:28	Bright	42.500	180	27Gam Boo	3.0400	8000.0	85	47885	No
189	GOM_NL__2PRFIN20110427_163332_000000393102_00026_47885_9150.N1	27-APR-2011 16:33:32	Bright	39.000	39	85Eta UMa	1.8540	24000.	78	47885	No
190	GOM_NL__2PRFIN20110427_164105_000000433102_00026_47885_9151.N1	27-APR-2011 16:41:05	Bright	42.500	119	14Eta Dra	2.7270	4700.0	85	47885	No
191	GOM_NL__2PRFIN20110427_165107_000000423102_00026_47885_9152.N1	27-APR-2011 16:51:07	Bright	42.000	89	5Alp Cep	2.4510	8000.0	84	47885	No
192	GOM_NL__2PRFIN20110427_165618_000000553102_00026_47885_9153.N1	27-APR-2011 16:56:18	Bright	54.500	19	50Alp Cyg	1.2460	10500.	109	47885	No
193	GOM_NL__2PRFIN20110427_170208_000000443102_00026_47885_9154.N1	27-APR-2011 17:02:08	Bright	43.500	164	44Eta Peg	2.9480	5400.0	87	47885	No
194	GOM_NL__2PRFIN20110427_171024_000000613102_00026_47885_9155.N1	27-APR-2011 17:10:24	Dark	60.500	61	8Eps Peg	2.1000	3900.0	121	47885	No
195	GOM_NL__2PRFIN20110427_171251_000000513102_00026_47885_9156.N1	27-APR-2011 17:12:51	Dark	51.000	162	34Alp Aqr	2.9440	5350.0	102	47885	No
196	GOM_NL__2PRFIN20110427_171617_000000573102_00026_47885_9157.N1	27-APR-2011 17:16:17	Dark	56.500	154	22Bet Aqr	2.8990	5700.0	113	47885	No
197	GOM_NL__2PRFIN20110427_173745_000000473102_00027_47886_9189.N1	27-APR-2011 17:37:45	Straylight	47.000	141	Bet Ara	2.8400	4600.0	94	47886	No
198	GOM_NL__2PRFIN20110427_173925_000000593102_00027_47886_9190.N1	27-APR-2011 17:39:25	Straylight	59.000	40	The Sco	1.8590	7100.0	118	47886	No
199	GOM_NL__2PRFIN20110427_174106_000000663102_00027_47886_9191.N1	27-APR-2011 17:41:06	Straylight	66.000	25	35Lam Sco	1.6200	28000.	132	47886	No
200	GOM_NL__2PRFIN20110427_174422_000000643102_00027_47886_9192.N1	27-APR-2011 17:44:22	Straylight	64.000	75	26Eps Sco	2.2910	4250.0	128	47886	No
201	GOM_NL__2PRFIN20110427_174815_000000773102_00027_47886_9193.N1	27-APR-2011 17:48:15	Twi_and_stray	76.500	16	21Alp Sco	1.0200	3000.0	153	47886	No
202	GOM_NL__2PRFIN20110427_175038_000000633102_00027_47886_9194.N1	27-APR-2011 17:50:38	Twi_and_stray	62.500	80	7Del Sco	2.3160	30000.	125	47886	No
203	GOM_NL__2PRFIN20110427_175356_000000483102_00027_47886_9195.N1	27-APR-2011 17:53:56	Bright	48.000	122	9Alp2Lib	2.7470	9700.0	96	47886	No
204	GOM_NL__2PRFIN20110427_175620_000000513102_00027_47886_9196.N1	27-APR-2011 17:56:20	Bright	51.000	104	27Bet Lib	2.6140	13100.	102	47886	No
205	GOM_NL__2PRFIN20110427_180449_000000413102_00027_47886_9197.N1	27-APR-2011 18:04:49	Bright	41.000	111	8Eta Boo	2.6800	6000.0	82	47886	No
206	GOM_NL__2PRFIN20110427_180844_000000503102_00027_47886_9198.N1	27-APR-2011 18:08:44	Bright	49.500	83		2.3780	11000.	99	47886	No
207	GOM_NL__2PRFIN20110427_181141_000000443102_00027_47886_9199.N1	27-APR-2011 18:11:41	Bright	44.000	180	27Gam Boo	3.0400	8000.0	88	47886	No
208	GOM_NL__2PRFIN20110427_181346_000000383102_00027_47886_9200.N1	27-APR-2011 18:13:46	Bright	38.000	39	85Eta UMa	1.8540	24000.	76	47886	No
209	GOM_NL__2PRFIN20110427_182118_000000473102_00027_47886_9201.N1	27-APR-2011 18:21:18	Bright	47.000	119	14Eta Dra	2.7270	4700.0	94	47886	No
210	GOM_NL__2PRFIN20110427_183120_000000413102_00027_47886_9202.N1	27-APR-2011 18:31:20	Bright	40.500	89	5Alp Cep	2.4510	8000.0	81	47886	No
211	GOM_NL__2PRFIN20110427_183631_000000573102_00027_47886_9203.N1	27-APR-2011 18:36:31	Bright	56.500	19	50Alp Cyg	1.2460	10500.	113	47886	No
212	GOM_NL__2PRFIN20110427_184222_000000443102_00027_47886_9204.N1	27-APR-2011 18:42:22	Bright	43.500	164	44Eta Peg	2.9480	5400.0	87	47886	No
213	GOM_NL__2PRFIN20110427_185038_000000603102_00027_47886_9205.N1	27-APR-2011 18:50:38	Dark	60.000	61	8Eps Peg	2.1000	3900.0	120	47886	No
214	GOM_NL__2PRFIN20110427_185305_000000523102_00027_47886_9206.N1	27-APR-2011 18:53:05	Dark	51.500	162	34Alp Aqr	2.9440	5350.0	103	47886	No
215	GOM_NL__2PRFIN20110427_185632_000000583102_00027_47886_9207.N1	27-APR-2011 18:56:32	Dark	57.500	154	22Bet Aqr	2.8990	5700.0	115	47886	No
216	GOM_NL__2PRFIN20110427_191800_000000463102_00028_47887_9218.N1	27-APR-2011 19:18:00	Straylight	46.000	141	Bet Ara	2.8400	4600.0	92	47887	No
217	GOM_NL__2PRFIN20110427_191940_000000583102_00028_47887_9219.N1	27-APR-2011 19:19:40	Straylight	58.000	40	The Sco	1.8590	7100.0	116	47887	No
218	GOM_NL__2PRFIN20110427_192121_000000633102_00028_47887_9220.N1	27-APR-2011 19:21:21	Straylight	63.000	25	35Lam Sco	1.6200	28000.	126	47887	No
219	GOM_NL__2PRFIN20110427_192437_000000673102_00028_47887_9221.N1	27-APR-2011 19:24:37	Straylight	66.500	75	26Eps Sco	2.2910	4250.0	133	47887	No

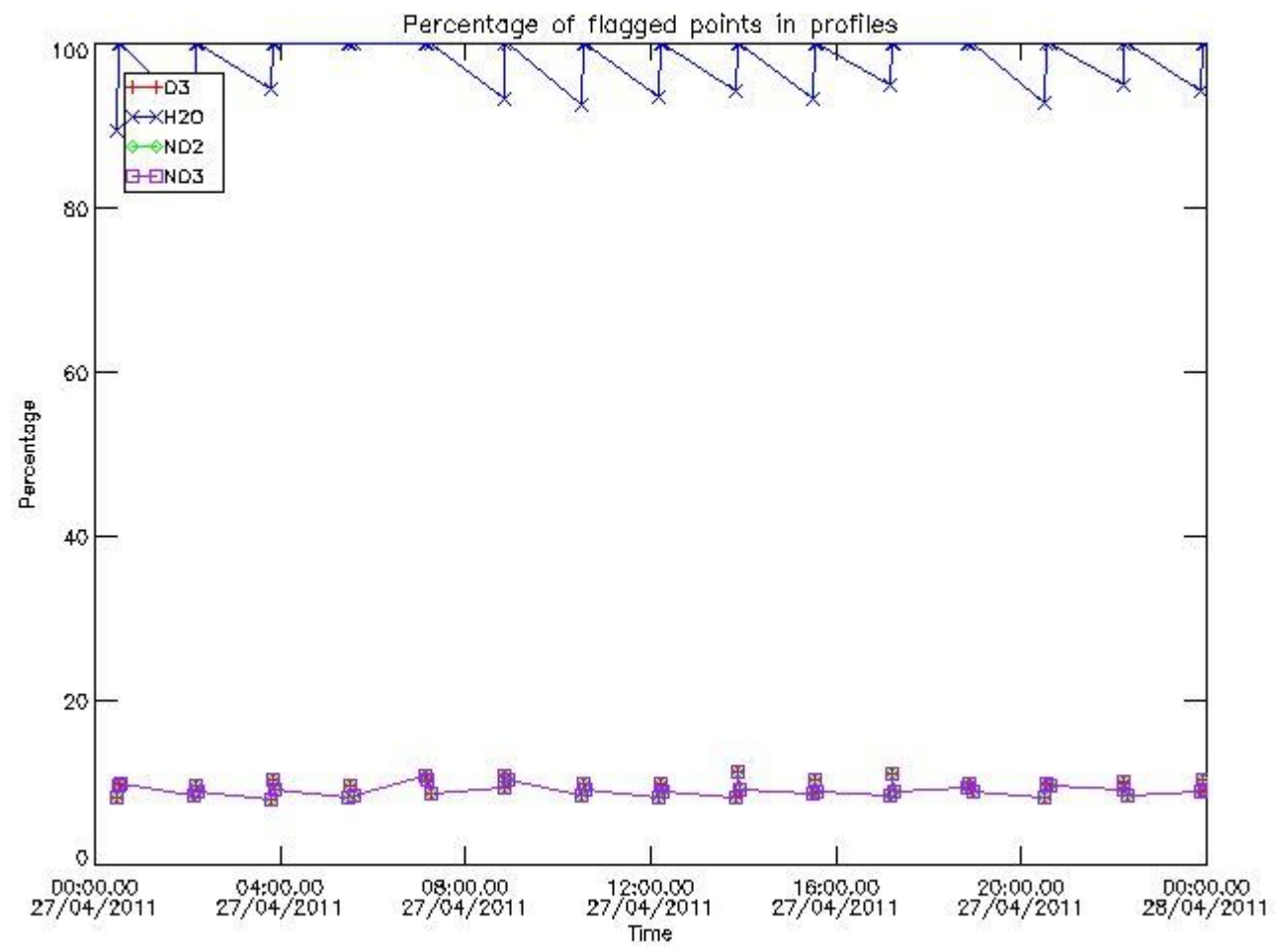
220	GOM_NL__2PRFIN20110427_192829_000000843102_00028_47887_9222.N1	27-APR-2011 19:28:29	Twilight	83.500	16	21Alp Sco	1.0200	3000.0	167	47887	No
221	GOM_NL__2PRFIN20110427_193052_000000643102_00028_47887_9223.N1	27-APR-2011 19:30:52	Twilight	63.500	80	7Del Sco	2.3160	30000.	127	47887	No
222	GOM_NL__2PRFIN20110427_193411_000000473102_00028_47887_9224.N1	27-APR-2011 19:34:11	Bright	47.000	122	9Alp2Lib	2.7470	9700.0	94	47887	No
223	GOM_NL__2PRFIN20110427_193634_000000493102_00028_47887_9225.N1	27-APR-2011 19:36:34	Bright	49.000	104	27Bet Lib	2.6140	13100.	98	47887	No
224	GOM_NL__2PRFIN20110427_194503_000000403102_00028_47887_9226.N1	27-APR-2011 19:45:03	Bright	40.000	111	8Eta Boo	2.6800	6000.0	80	47887	No
225	GOM_NL__2PRFIN20110427_194857_000000543102_00028_47887_9227.N1	27-APR-2011 19:48:57	Bright	53.500	83		2.3780	11000.	107	47887	No
226	GOM_NL__2PRFIN20110427_195155_000000433102_00028_47887_9228.N1	27-APR-2011 19:51:55	Bright	42.500	180	27Gam Boo	3.0400	8000.0	85	47887	No
227	GOM_NL__2PRFIN20110427_195400_000000403102_00028_47887_9229.N1	27-APR-2011 19:54:00	Bright	39.500	39	85Eta UMa	1.8540	24000.	79	47887	No
228	GOM_NL__2PRFIN20110427_200131_000000663102_00028_47887_9230.N1	27-APR-2011 20:01:31	Bright	66.000	119	14Eta Dra	2.7270	4700.0	132	47887	No
229	GOM_NL__2PRFIN20110427_201134_000000413102_00028_47887_9231.N1	27-APR-2011 20:11:34	Bright	40.500	89	5Alp Cep	2.4510	8000.0	81	47887	No
230	GOM_NL__2PRFIN20110427_201645_000000563102_00028_47887_9232.N1	27-APR-2011 20:16:45	Bright	55.500	19	50Alp Cyg	1.2460	10500.	111	47887	No
231	GOM_NL__2PRFIN20110427_202236_000000443102_00028_47887_9233.N1	27-APR-2011 20:22:36	Bright	44.000	164	44Eta Peg	2.9480	5400.0	88	47887	No
232	GOM_NL__2PRFIN20110427_203053_000000633102_00028_47887_9234.N1	27-APR-2011 20:30:53	Dark	63.000	61	8Eps Peg	2.1000	3900.0	126	47887	No
233	GOM_NL__2PRFIN20110427_203320_000000523102_00028_47887_9235.N1	27-APR-2011 20:33:20	Dark	51.500	162	34Alp Aqr	2.9440	5350.0	103	47887	No
234	GOM_NL__2PRFIN20110427_203647_000000583102_00028_47887_9236.N1	27-APR-2011 20:36:47	Dark	57.500	154	22Bet Aqr	2.8990	5700.0	115	47887	No
235	GOM_NL__2PRFIN20110427_205815_000000513102_00029_47888_9259.N1	27-APR-2011 20:58:15	Straylight	51.000	141	Bet Ara	2.8400	4600.0	102	47888	No
236	GOM_NL__2PRFIN20110427_205955_000000543102_00029_47888_9260.N1	27-APR-2011 20:59:55	Straylight	53.500	40	The Sco	1.8590	7100.0	107	47888	No
237	GOM_NL__2PRFIN20110427_210136_000000643102_00029_47888_9261.N1	27-APR-2011 21:01:36	Straylight	63.500	25	35Lam Sco	1.6200	28000.	127	47888	No
238	GOM_NL__2PRFIN20110427_210452_000000633102_00029_47888_9262.N1	27-APR-2011 21:04:52	Straylight	62.500	75	26Eps Sco	2.2910	4250.0	125	47888	No
239	GOM_NL__2PRFIN20110427_210844_000000743102_00029_47888_9263.N1	27-APR-2011 21:08:44	Twilight	73.500	16	21Alp Sco	1.0200	3000.0	147	47888	No
240	GOM_NL__2PRFIN20110427_211106_000000653102_00029_47888_9264.N1	27-APR-2011 21:11:06	Twilight	65.000	80	7Del Sco	2.3160	30000.	130	47888	No
241	GOM_NL__2PRFIN20110427_211425_000000473102_00029_47888_9265.N1	27-APR-2011 21:14:25	Bright	47.000	122	9Alp2Lib	2.7470	9700.0	94	47888	No
242	GOM_NL__2PRFIN20110427_211648_000000523102_00029_47888_9266.N1	27-APR-2011 21:16:48	Bright	52.000	104	27Bet Lib	2.6140	13100.	104	47888	No
243	GOM_NL__2PRFIN20110427_212516_000000583102_00029_47888_9267.N1	27-APR-2011 21:25:16	Bright	57.500	111	8Eta Boo	2.6800	6000.0	115	47888	No
244	GOM_NL__2PRFIN20110427_212911_000000493102_00029_47888_9268.N1	27-APR-2011 21:29:11	Bright	49.000	83		2.3780	11000.	98	47888	No
245	GOM_NL__2PRFIN20110427_213208_000000433102_00029_47888_9269.N1	27-APR-2011 21:32:08	Bright	42.500	180	27Gam Boo	3.0400	8000.0	85	47888	No
246	GOM_NL__2PRFIN20110427_213413_000000403102_00029_47888_9270.N1	27-APR-2011 21:34:13	Bright	40.000	39	85Eta UMa	1.8540	24000.	80	47888	No
247	GOM_NL__2PRFIN20110427_214145_000000473102_00029_47888_9271.N1	27-APR-2011 21:41:45	Bright	46.500	119	14Eta Dra	2.7270	4700.0	93	47888	No
248	GOM_NL__2PRFIN20110427_215148_000000413102_00029_47888_9272.N1	27-APR-2011 21:51:48	Bright	41.000	89	5Alp Cep	2.4510	8000.0	82	47888	No
249	GOM_NL__2PRFIN20110427_215659_000000583102_00029_47888_9273.N1	27-APR-2011 21:56:59	Bright	58.000	19	50Alp Cyg	1.2460	10500.	116	47888	No
250	GOM_NL__2PRFIN20110427_220250_000000493102_00029_47888_9274.N1	27-APR-2011 22:02:50	Bright	48.500	164	44Eta Peg	2.9480	5400.0	97	47888	No
251	GOM_NL__2PRFIN20110427_221108_000000613102_00029_47888_9275.N1	27-APR-2011 22:11:08	Dark	61.000	61	8Eps Peg	2.1000	3900.0	122	47888	No
252	GOM_NL__2PRFIN20110427_221335_000000503102_00029_47888_9276.N1	27-APR-2011 22:13:35	Dark	50.000	162	34Alp Aqr	2.9440	5350.0	100	47888	No
253	GOM_NL__2PRFIN20110427_221702_000000603102_00029_47888_9277.N1	27-APR-2011 22:17:02	Dark	60.000	154	22Bet Aqr	2.8990	5700.0	120	47888	No
254	GOM_NL__2PRFIN20110427_223829_000000473102_00030_47889_9296.N1	27-APR-2011 22:38:29	Straylight	46.500	141	Bet Ara	2.8400	4600.0	93	47889	No
255	GOM_NL__2PRFIN20110427_224010_000000653102_00030_47889_9297.N1	27-APR-2011 22:40:10	Straylight	65.000	40	The Sco	1.8590	7100.0	130	47889	No
256	GOM_NL__2PRFIN20110427_224151_000000603102_00030_47889_9298.N1	27-APR-2011 22:41:51	Straylight	60.000	25	35Lam Sco	1.6200	28000.	120	47889	No
257	GOM_NL__2PRFIN20110427_224507_000000633102_00030_47889_9299.N1	27-APR-2011 22:45:07	Straylight	63.000	75	26Eps Sco	2.2910	4250.0	126	47889	No
258	GOM_NL__2PRFIN20110427_224858_000000773102_00030_47889_9300.N1	27-APR-2011 22:48:58	Twilight	77.000	16	21Alp Sco	1.0200	3000.0	154	47889	No
259	GOM_NL__2PRFIN20110427_225121_000000643102_00030_47889_9301.N1	27-APR-2011 22:51:21	Twilight	63.500	80	7Del Sco	2.3160	30000.	127	47889	No
260	GOM_NL__2PRFIN20110427_225439_000000483102_00030_47889_9302.N1	27-APR-2011 22:54:39	Bright	48.000	122	9Alp2Lib	2.7470	9700.0	96	47889	No
261	GOM_NL__2PRFIN20110427_225702_000000513102_00030_47889_9303.N1	27-APR-2011 22:57:02	Bright	50.500	104	27Bet Lib	2.6140	13100.	101	47889	No
262	GOM_NL__2PRFIN20110427_230530_000000403102_00030_47889_9304.N1	27-APR-2011 23:05:30	Bright	39.500	111	8Eta Boo	2.6800	6000.0	79	47889	No
263	GOM_NL__2PRFIN20110427_230924_000000463102_00030_47889_9305.N1	27-APR-2011 23:09:24	Bright	46.000	83		2.3780	11000.	92	47889	No
264	GOM_NL__2PRFIN20110427_231221_000000413102_00030_47889_9306.N1	27-APR-2011 23:12:21	Bright	40.500	180	27Gam Boo	3.0400	8000.0	81	47889	No
265	GOM_NL__2PRFIN20110427_231427_000000373102_00030_47889_9307.N1	27-APR-2011 23:14:27	Bright	36.500	39	85Eta UMa	1.8540	24000.	73	47889	No
266	GOM_NL__2PRFIN20110427_232158_000000463102_00030_47889_9308.N1	27-APR-2011 23:21:58	Bright	45.500	119	14Eta Dra	2.7270	4700.0	91	47889	No
267	GOM_NL__2PRFIN20110427_233202_000000423102_00030_47889_9309.N1	27-APR-2011 23:32:02	Bright	41.500	89	5Alp Cep	2.4510	8000.0	83	47889	No
268	GOM_NL__2PRFIN20110427_233712_000000583102_00030_47889_9310.N1	27-APR-2011 23:37:12	Bright	58.000	19	50Alp Cyg	1.2460	10500.	116	47889	No
269	GOM_NL__2PRFIN20110427_234304_000000423102_00030_47889_9311.N1	27-APR-2011 23:43:04	Bright	41.500	164	44Eta Peg	2.9480	5400.0	83	47889	No
270	GOM_NL__2PRFIN20110427_235122_000000623102_00030_47889_9312.N1	27-APR-2011 23:51:22	Dark	62.000	61	8Eps Peg	2.1000	3900.0	124	47889	No
271	GOM_NL__2PRFIN20110427_235350_000000493102_00030_47889_9313.N1	27-APR-2011 23:53:50	Dark	49.000	162	34Alp Aqr	2.9440	5350.0	98	47889	No
272	GOM_NL__2PRFIN20110427_235717_000000563102_00030_47889_9314.N1	27-APR-2011 23:57:17	Dark	55.500	154	22Bet Aqr	2.8990	5700.0	111	47889	No

### 3. Quality information per product

In this section it is plotted some information contained in the Quality Summary data set of the level 2 products. Only products in dark limb conditions and without errors (error flag in

the MPH set to "0") are used.

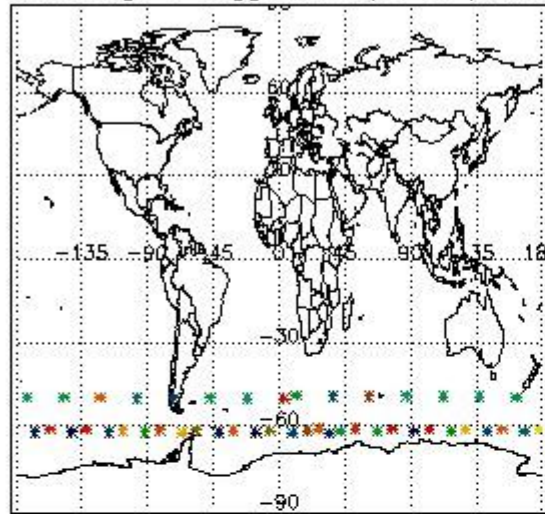
### 3.1 Plot quality information per product (time dependant)



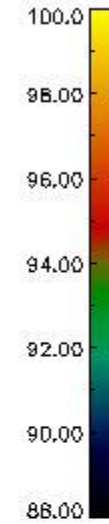
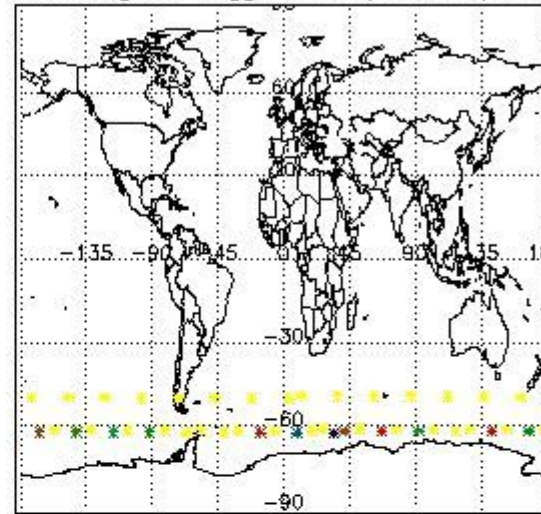
### 3.2 Plot quality information per product (world map)



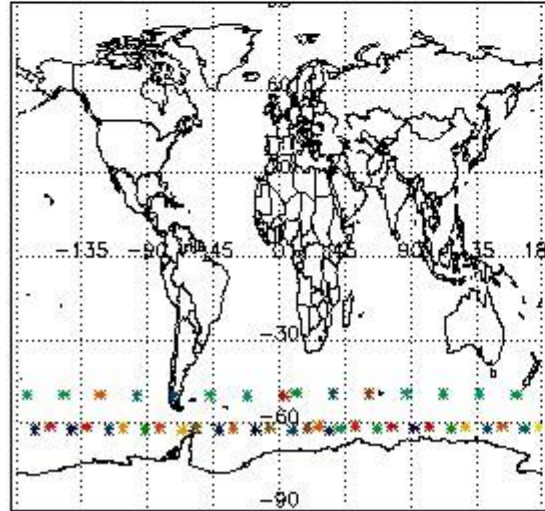
Percentage of flagged data per O3 profile



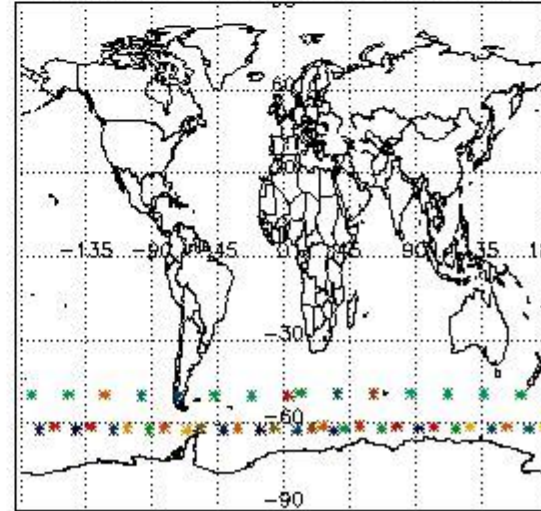
Percentage of flagged data per H2O profile



Percentage of flagged data per NO2 profile



Percentage of flagged data per NO3 profile

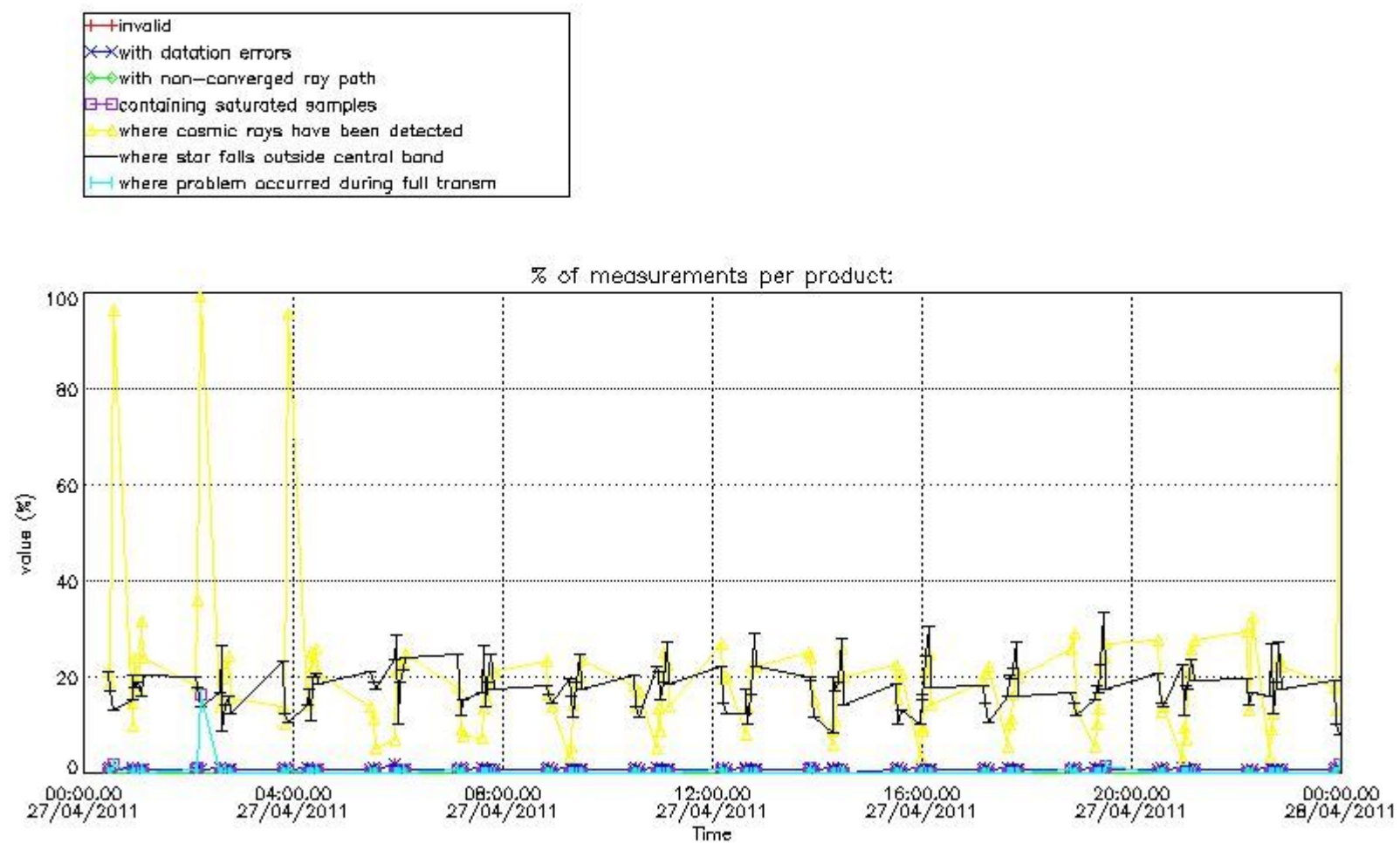


#### 4. Level 1 quality information per product

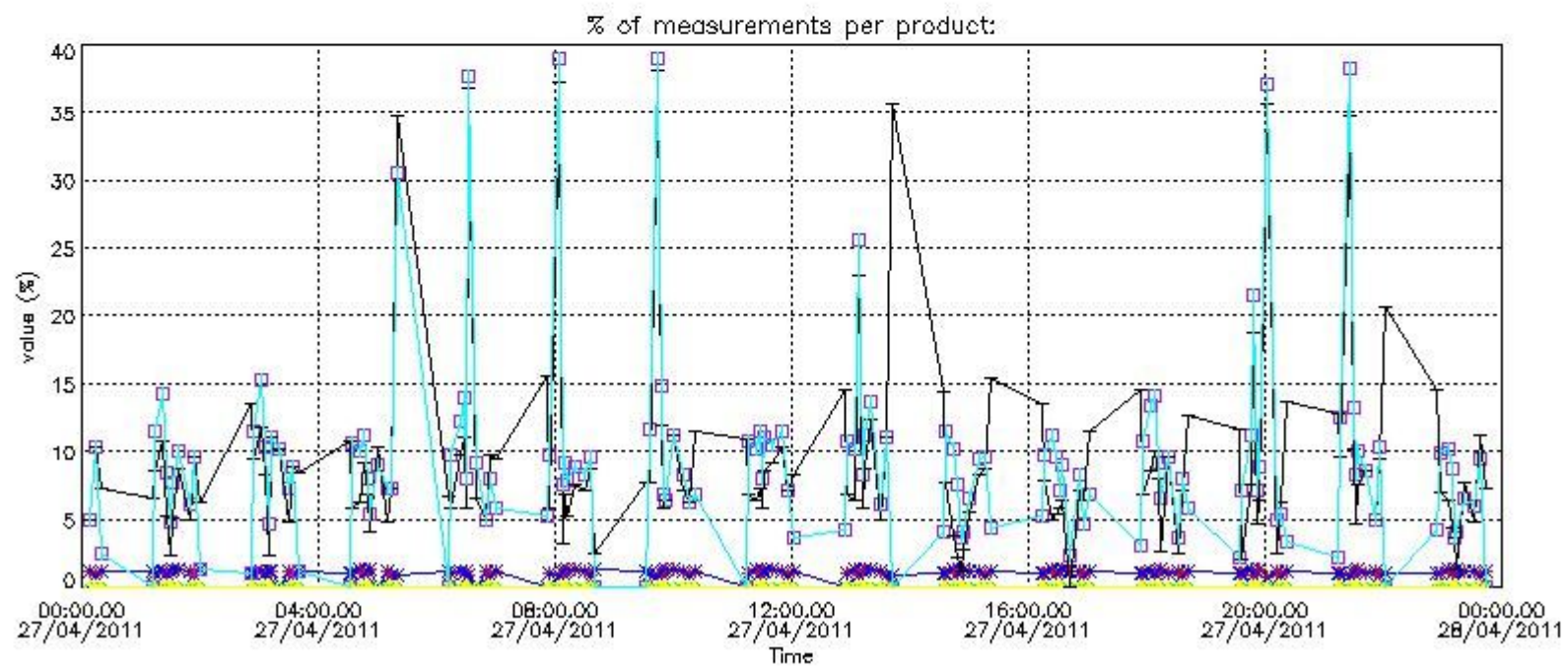
In this section it is plotted some information contained in the Quality Summary data set of the level 2 products that comes from the level 1b processing. Products without errors (error flag in the MPH set to "0") are used.

##### 4.1 Plot quality information per product (time dependant) coming from level 1b processing

###### 4.1.1 Plot level 1 quality information per product (time dependant): ENVISAT ASCENDING passes



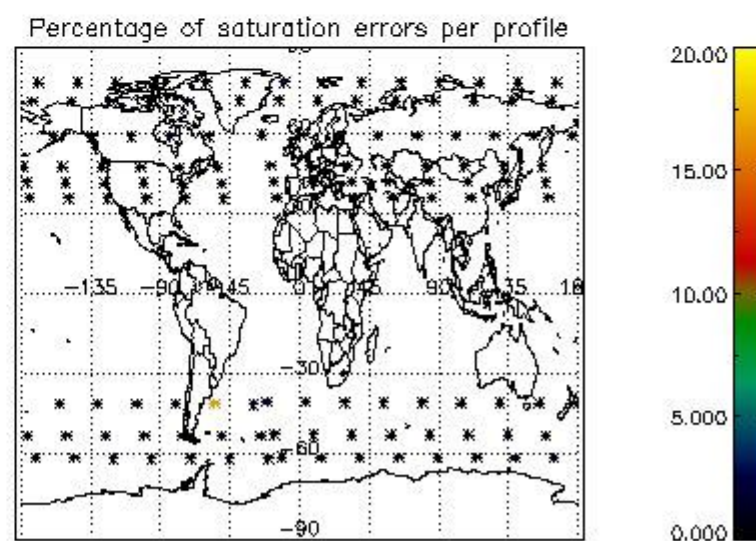
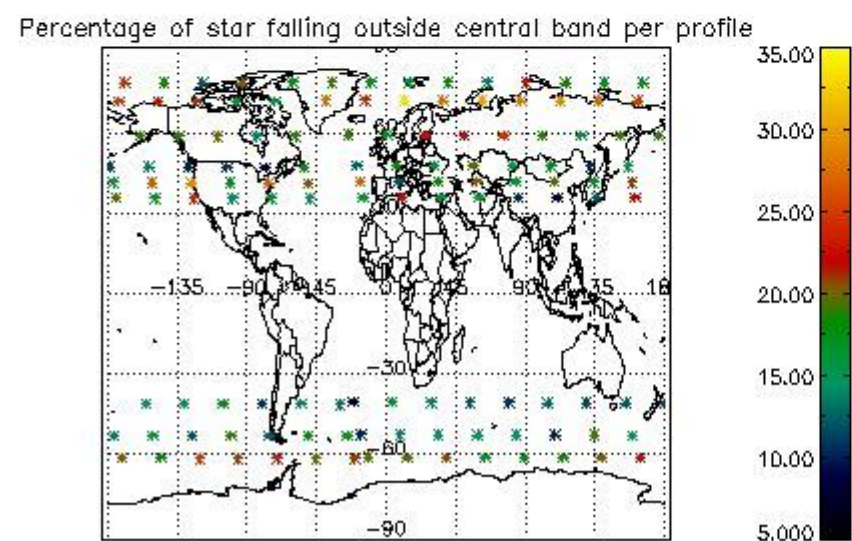
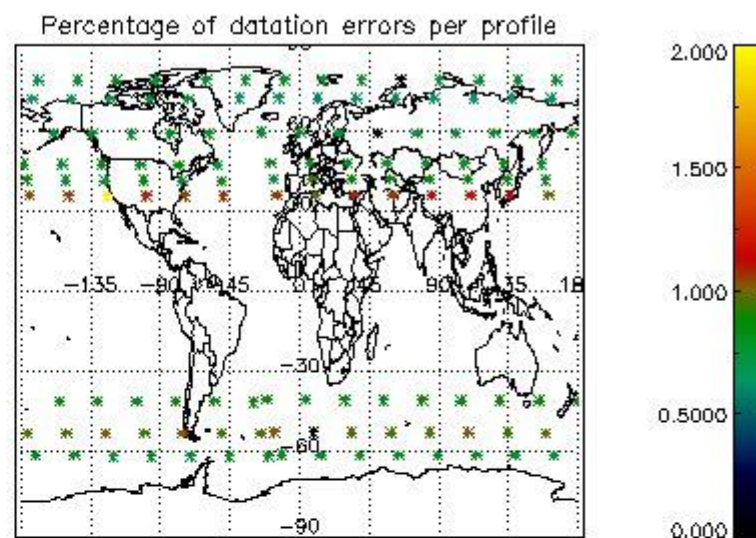
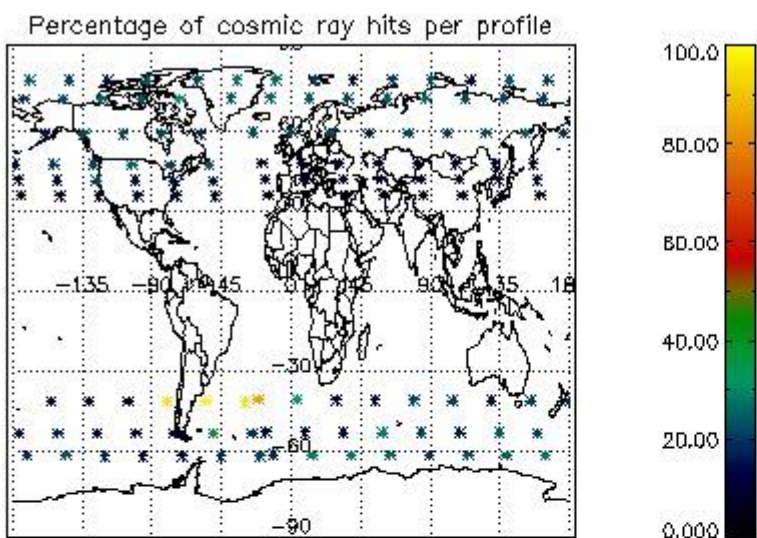
4.1.2 Plot level 1 quality information per product (time dependant): ENVI SAT DESCENDING passes



*4.2 Plot quality information per product coming from level 1b processing (world map)*

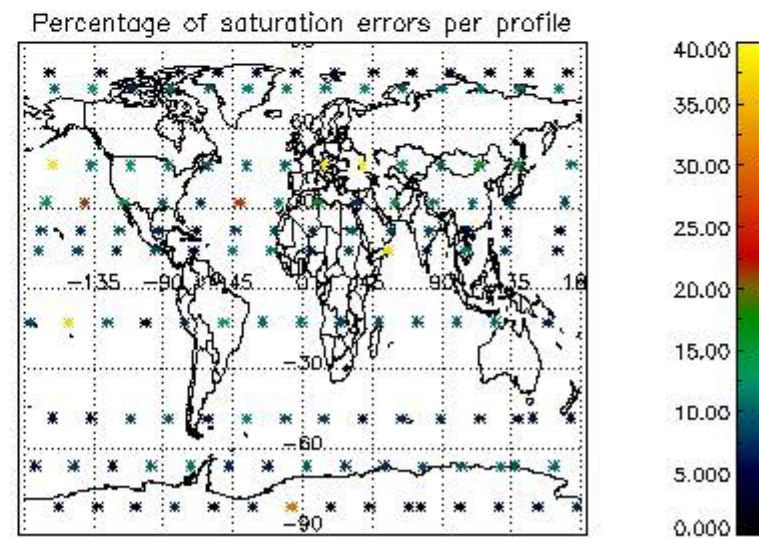
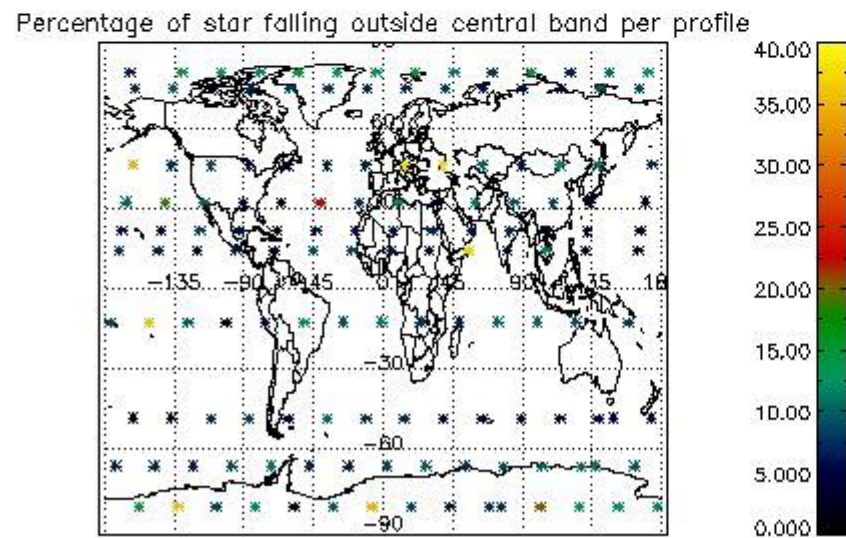
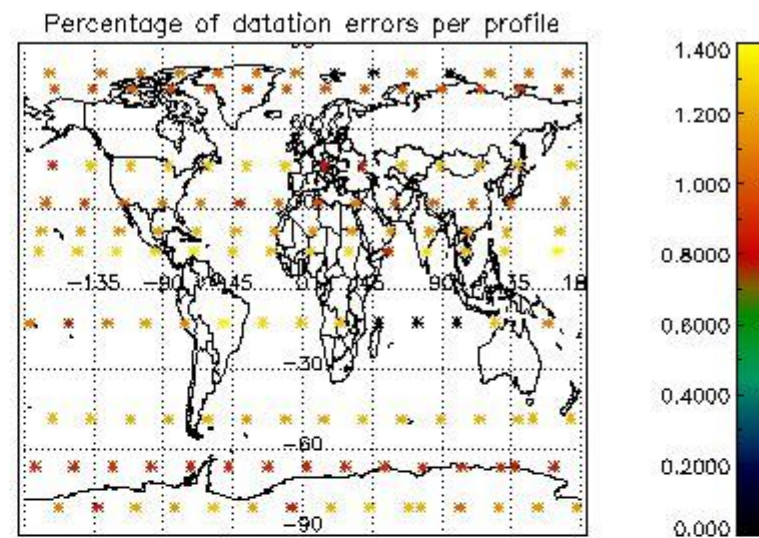
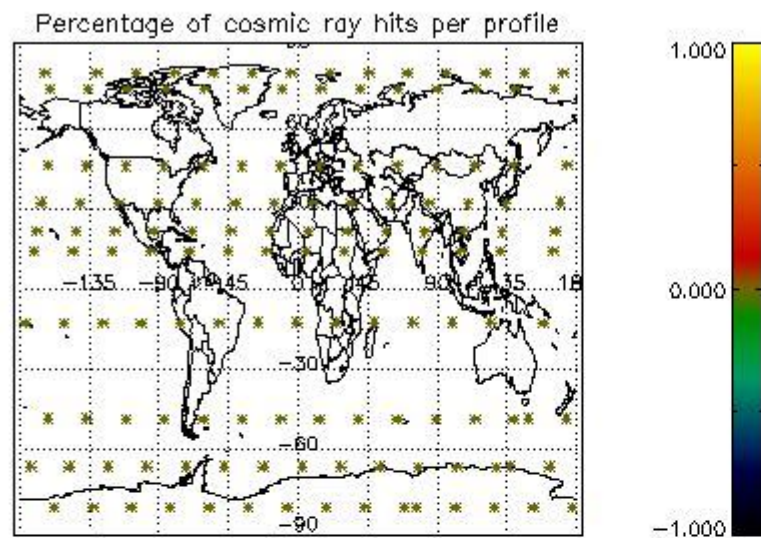
*4.2.1 Plot level 1 quality information per product (world map): ENVISAT ASCENDING passes*





4.2.2 Plot level 1 quality information per product (world map): ENVISAT DESCENDING passes





## 5. Trace gas profiles

### 5.1 Ozone statistics based on quality of products

The final quality of the products can be "measured" using the STD (Standard Deviation) attached to every point profile. This information is written to the parameter GOM\_NL\_\_2P/NL\_LOCAL\_SPECIES\_DENSITY/o3\_std of the level 2 products. The table below shows the statistics for given STD ranges.

The statistics are given with respect to the overall valid production:

- Products without fatal errors: GOM\_NL\_\_2P/MPH/PRODUCT\_ERR=0
- Valid point profile: GOM\_NL\_\_2P/NL\_LOCAL\_SPECIES\_DENSITY/pcd(0)=0

The 'Criteria' is applied to valid points of dark limb products:

- Products in dark limb illumination condition: GOM\_NL\_\_2P/NL\_SUMMARY\_QUALITY/obs\_ill\_cond=0
- Products without fatal errors: GOM\_NL\_\_2P/MPH/PRODUCT\_ERR=0
- Valid point profile: GOM\_NL\_\_2P/NL\_LOCAL\_SPECIES\_DENSITY/pcd(0)=0

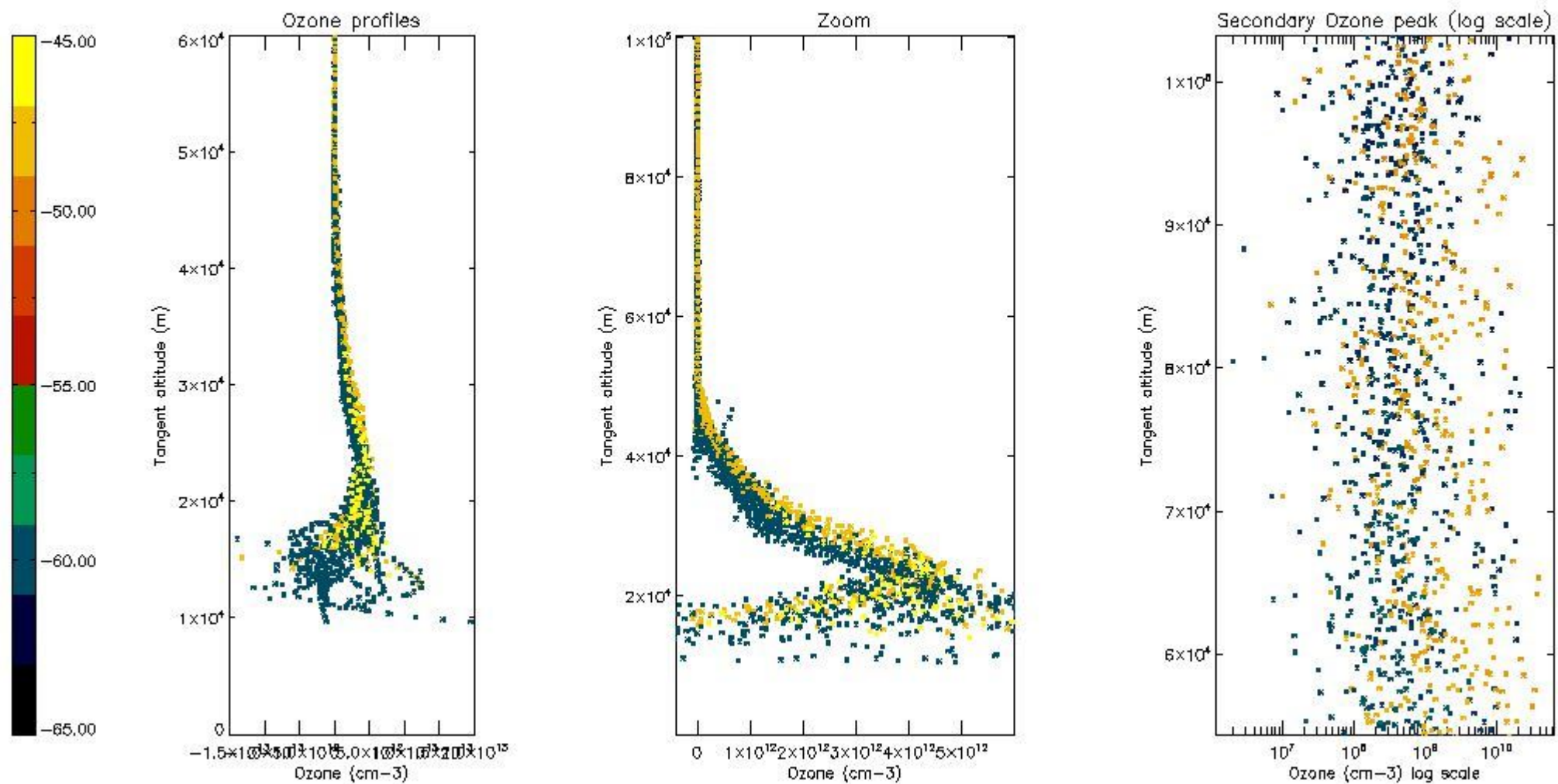
So, the table below shows the percentage of dark limb and valid observations for each criteria with respect to the overall valid daily observations.

Criteria	% of total production
All STD	18
STD < 20	4

STD < 10	1
STD < 5	0

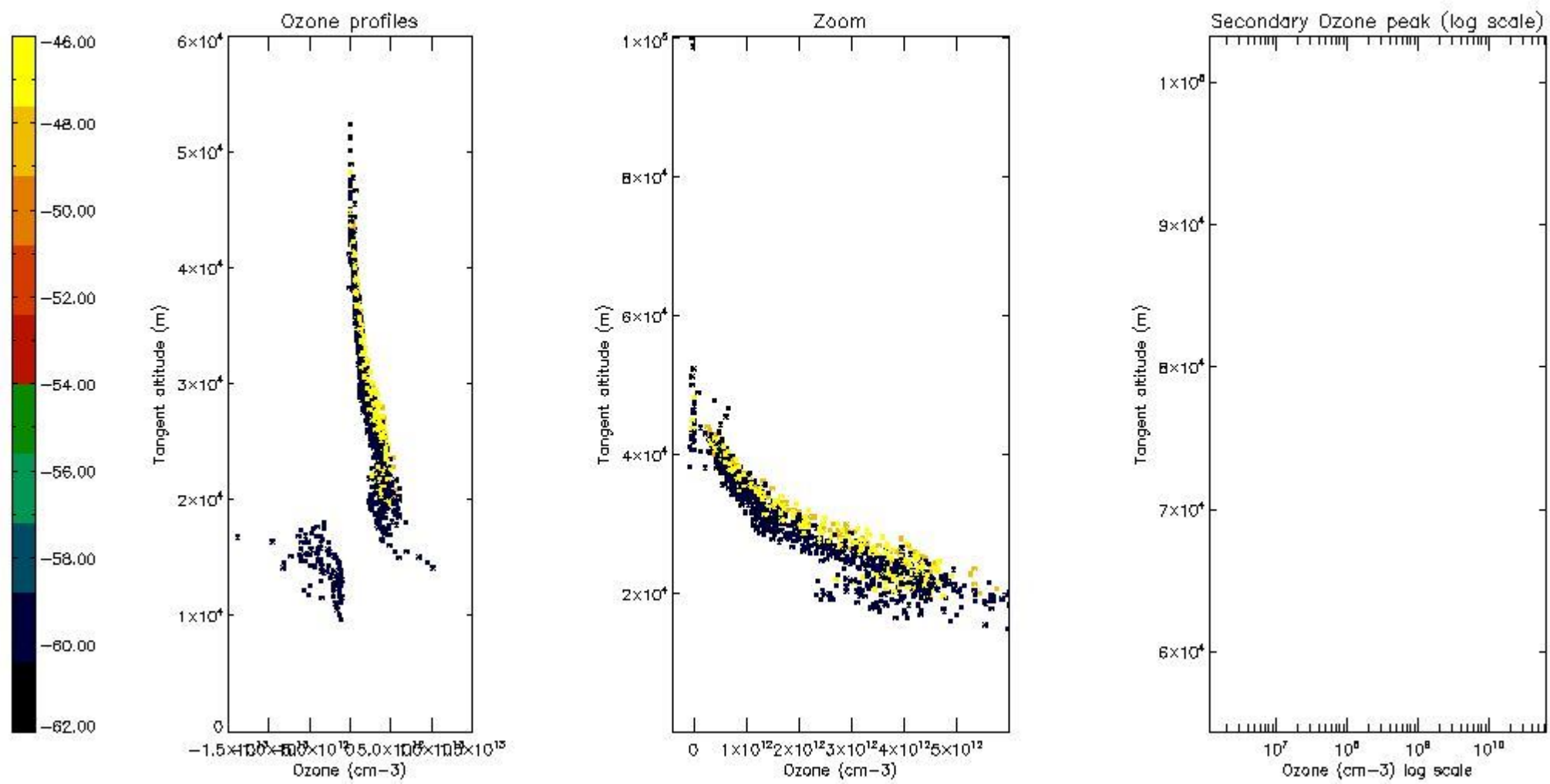
5.2 Plot ozone profiles for all STD (dark without errors)

The colorbar represents the latitude.



5.3 Plot ozone profiles where STD < 20% (dark without errors)

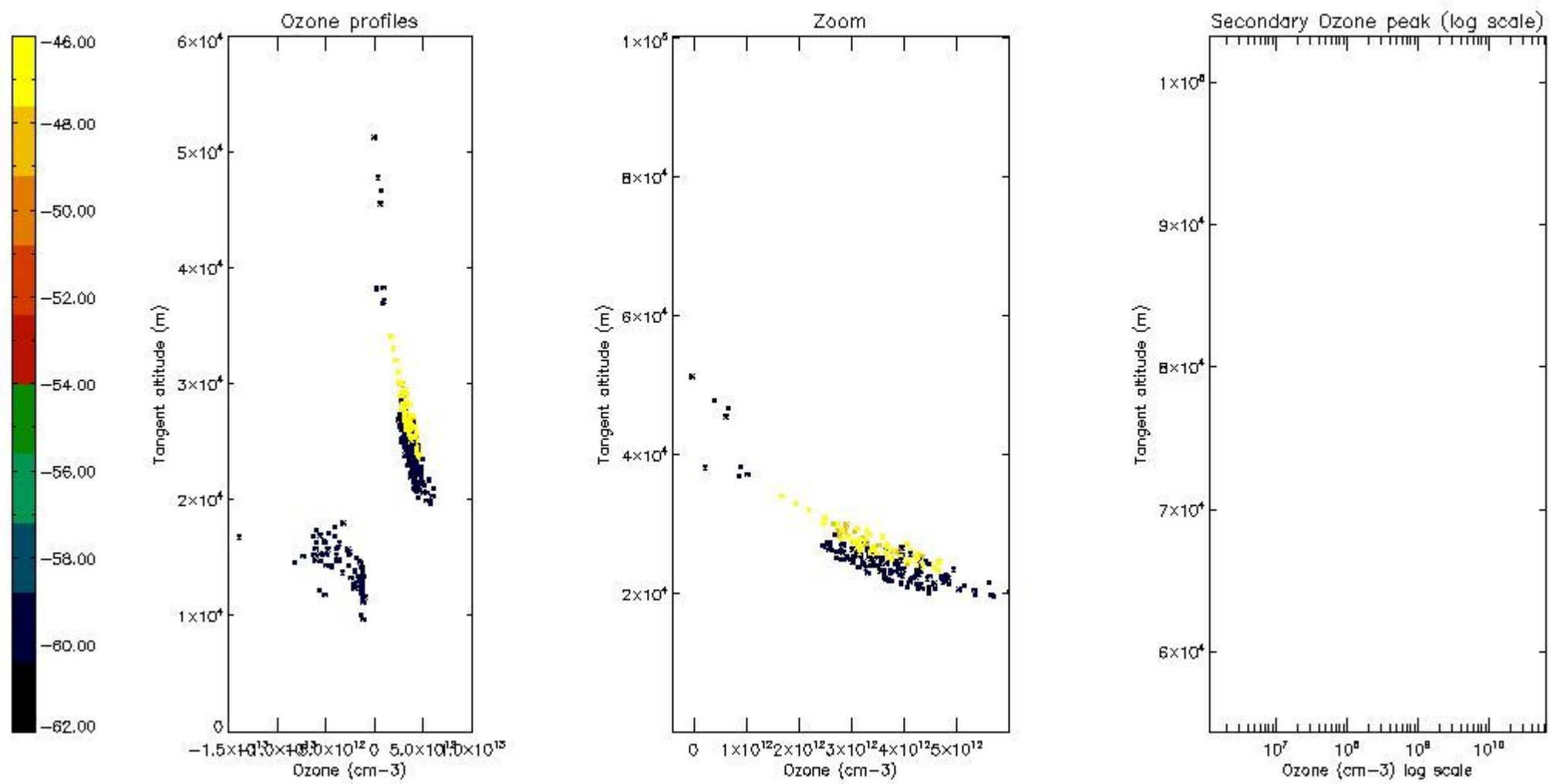
The colorbar represents the latitude.



*5.4 Plot ozone profiles where STD < 10% (dark without errors)*

The colorbar represents the latitude.

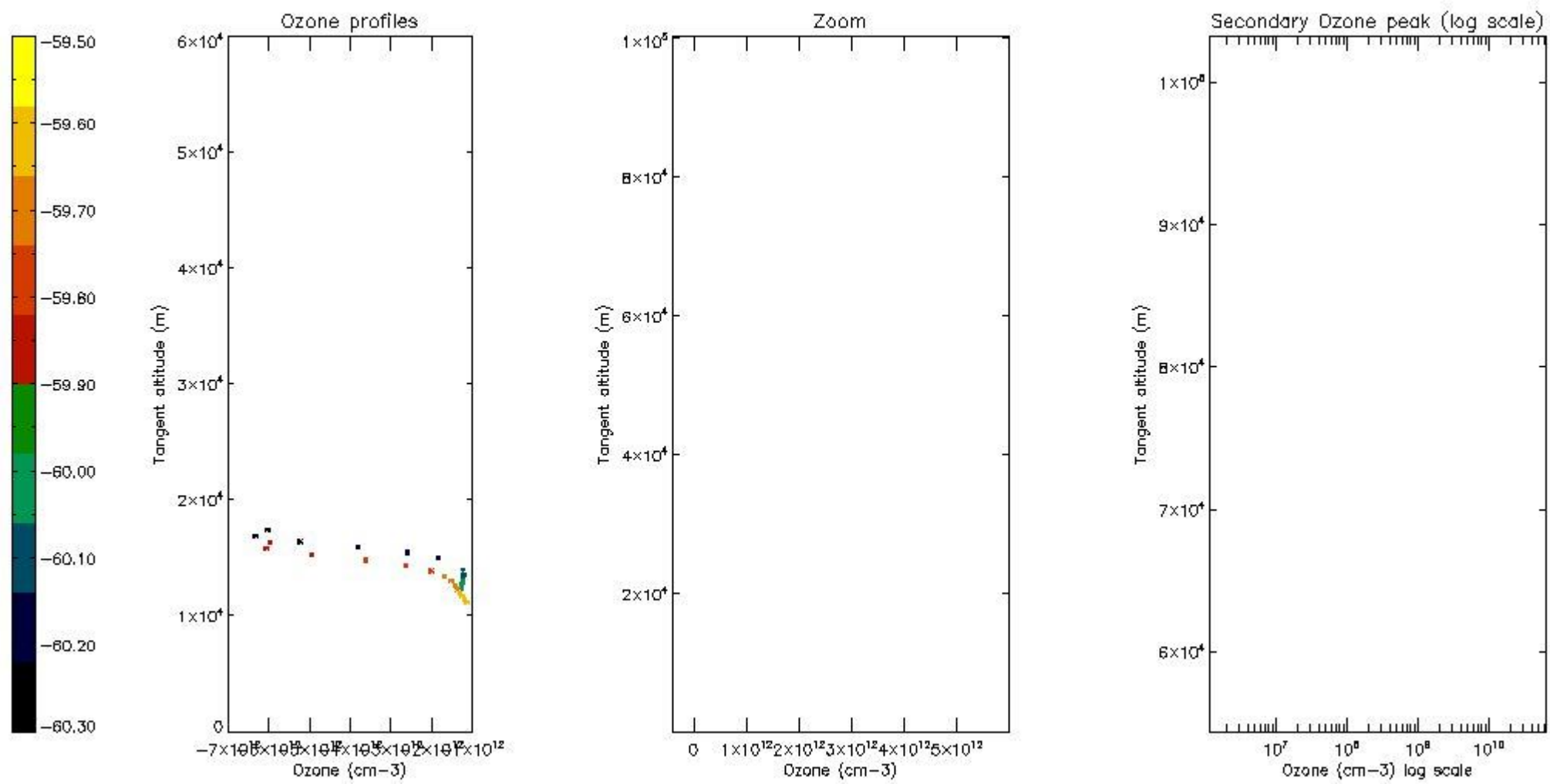




*5.5 Plot ozone profiles where STD < 5% (dark without errors)*

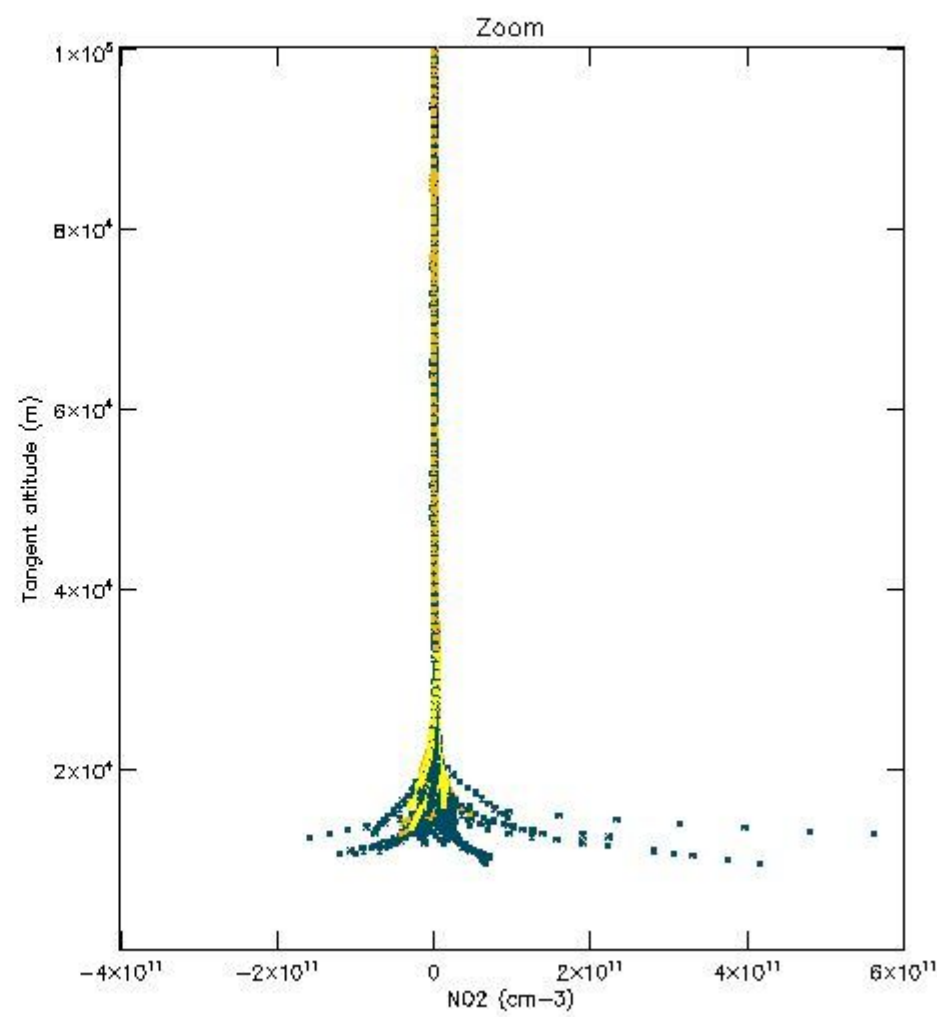
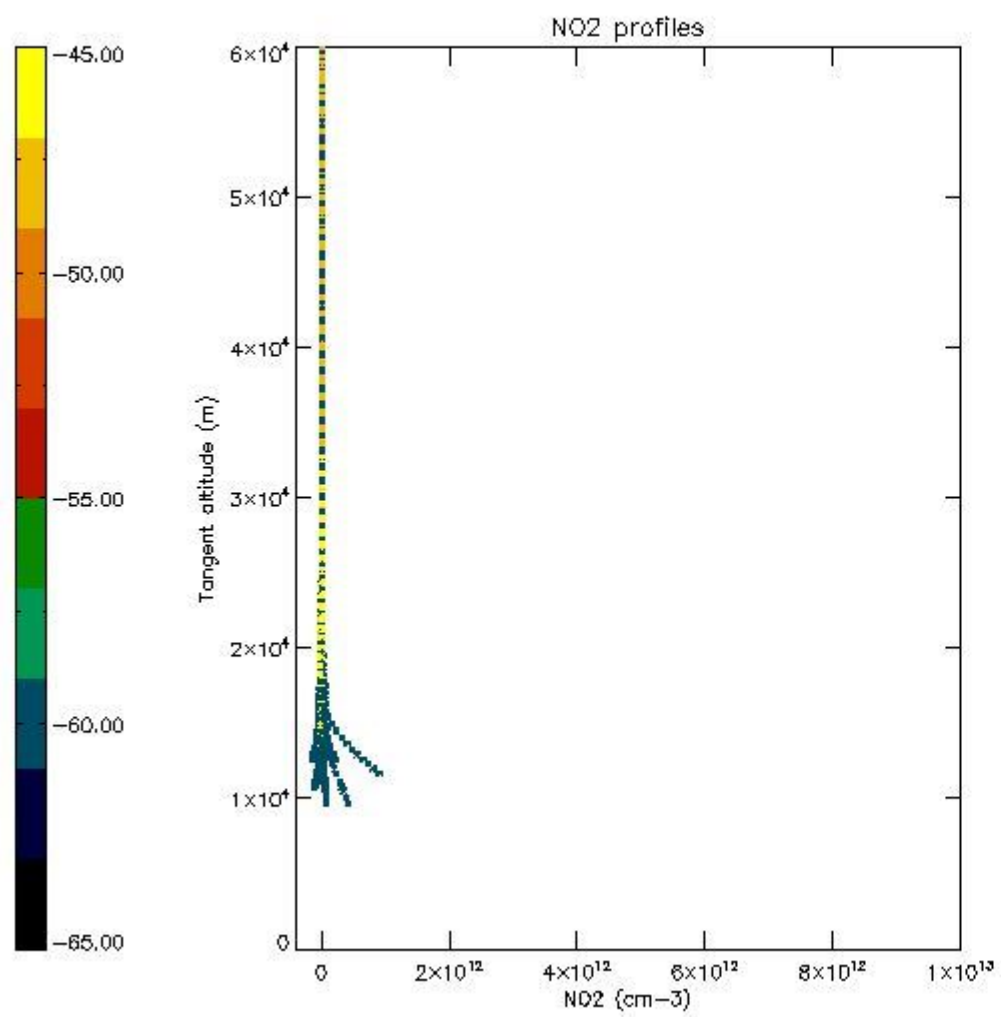
The colorbar represents the latitude.





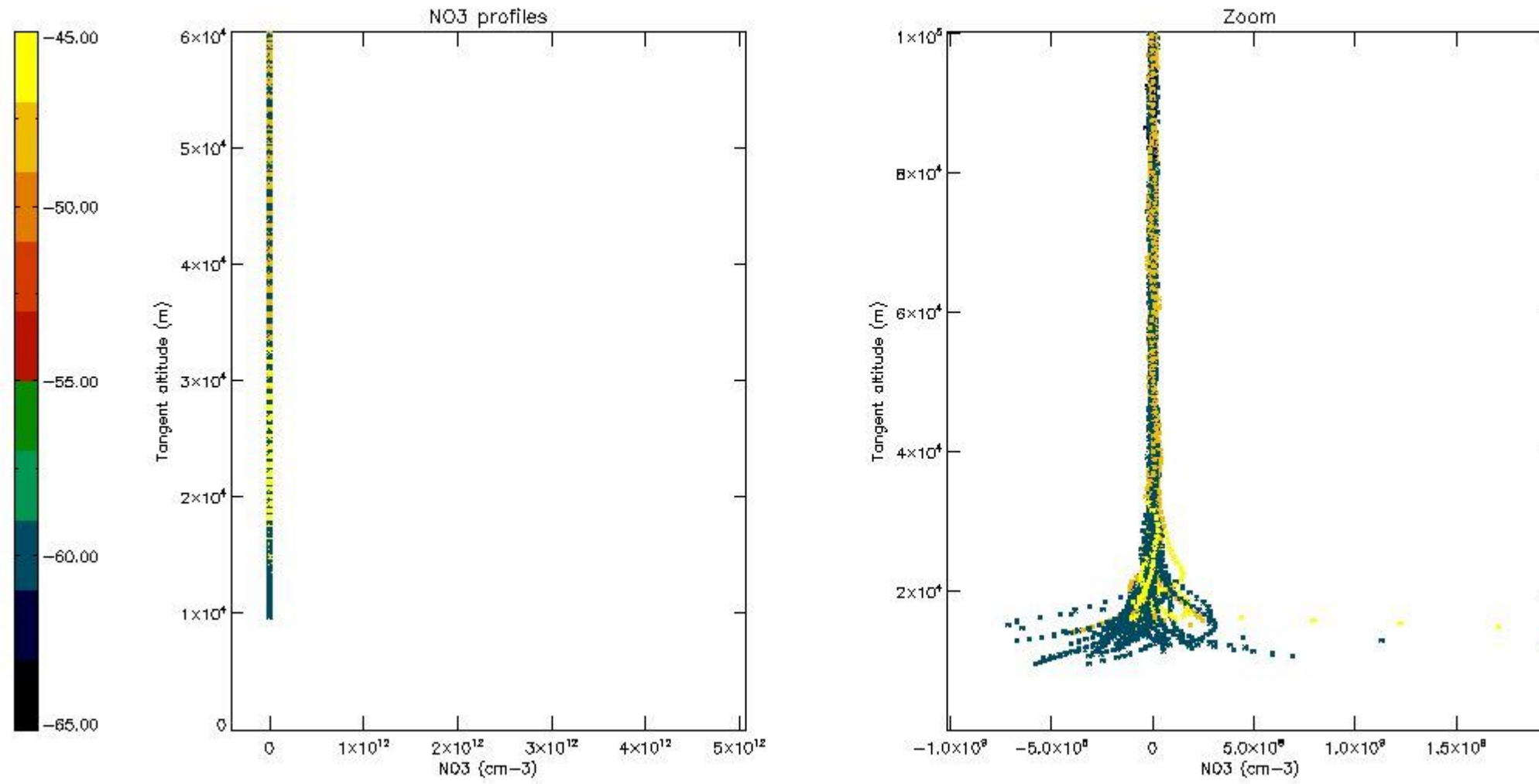
*5.6 Plot NO<sub>2</sub> profiles for all STD (dark without errors)*

The colorbar represents the latitude.



*5.7 Plot NO3 profiles for all STD (dark without errors)*

The colorbar represents the latitude.

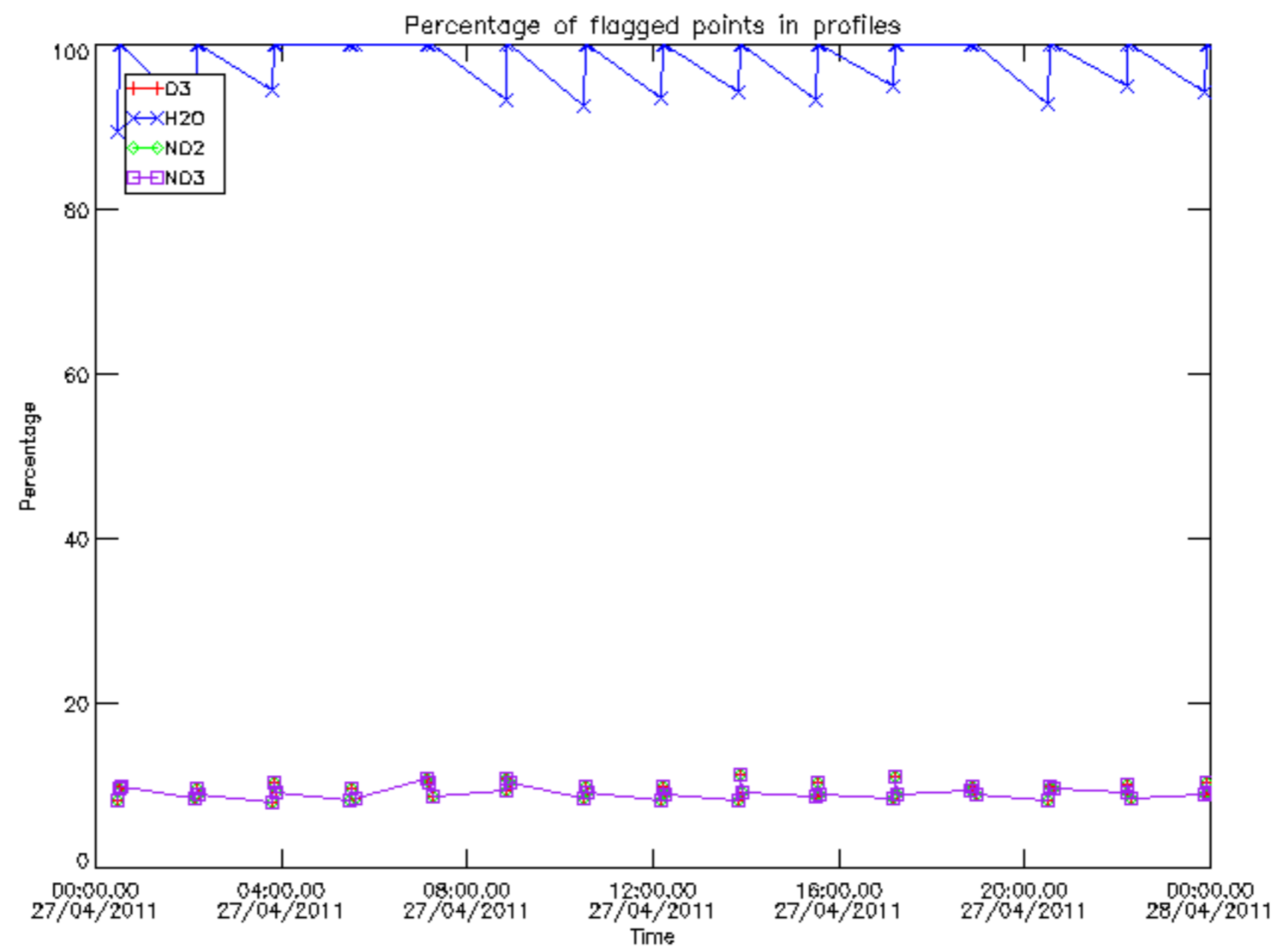


## 6. Auxiliary Data Files used for the production reported in section 2

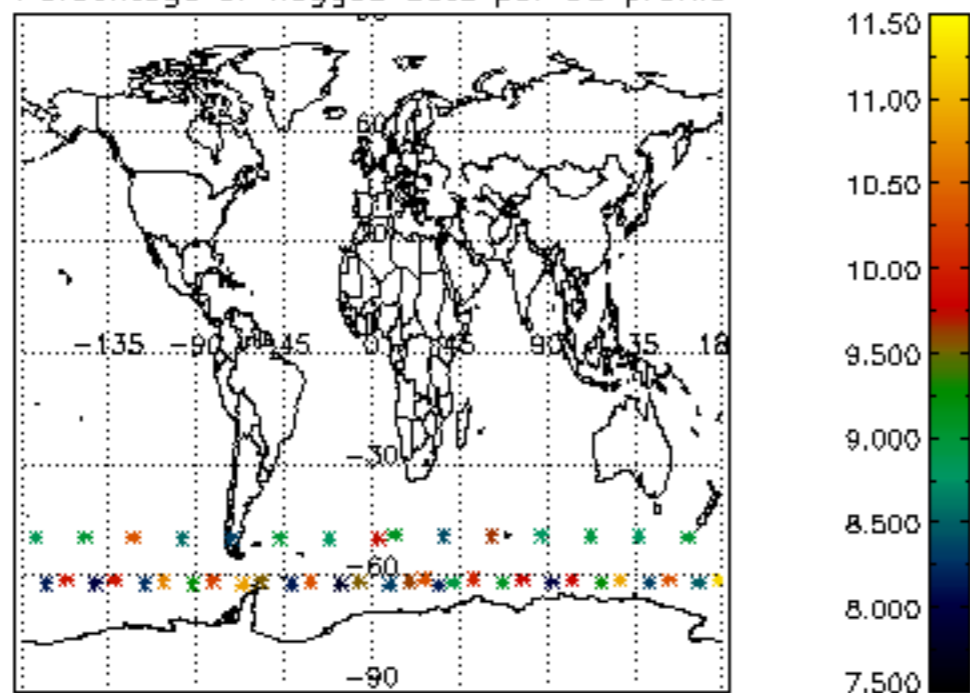
The number reported in the third column indicates since which file (see list in section 2) the corresponding auxiliary file has been used. The fourth column is the date of those product files.

Type	Auxiliary Filename	Used since product	Used since product date
INST_PHYS_CHARACTERISTICS	GOM_INS_AXVIEC20091111_143220_20030716_120000_20500101_000000	1	27-APR-2011 00:08:50
LEVEL-2_PROC_CONFIG	GOM_PR2_AXVIEC20091111_152718_20020301_000000_20500101_000000	1	27-APR-2011 00:08:50
CROSS_SECTIONS_FILE	GOM_CRS_AXVIEC20091111_154832_20020301_000000_20500101_000000	1	27-APR-2011 00:08:50

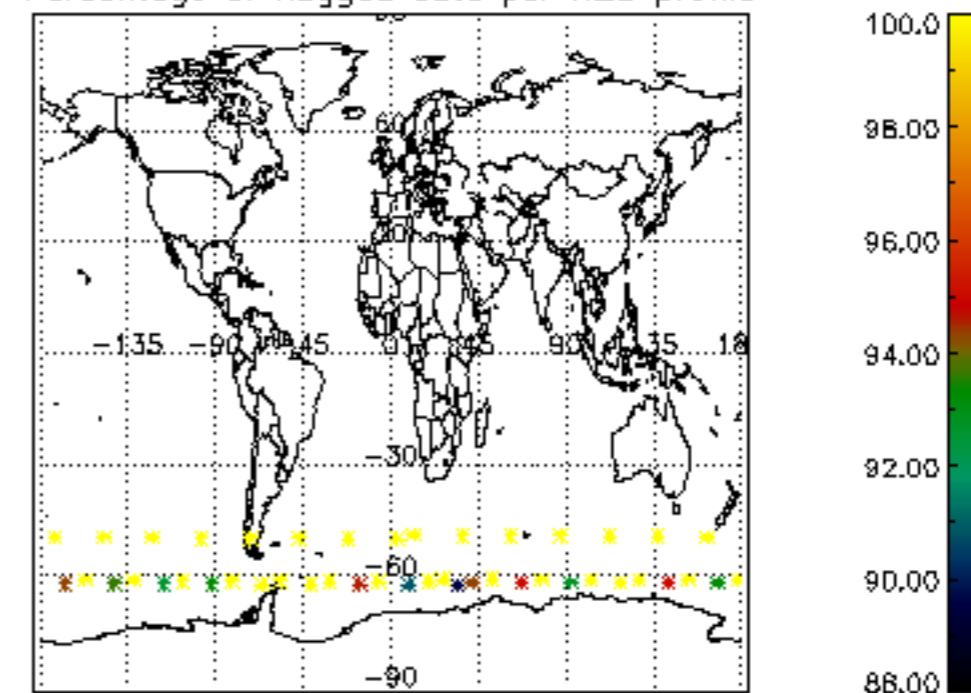




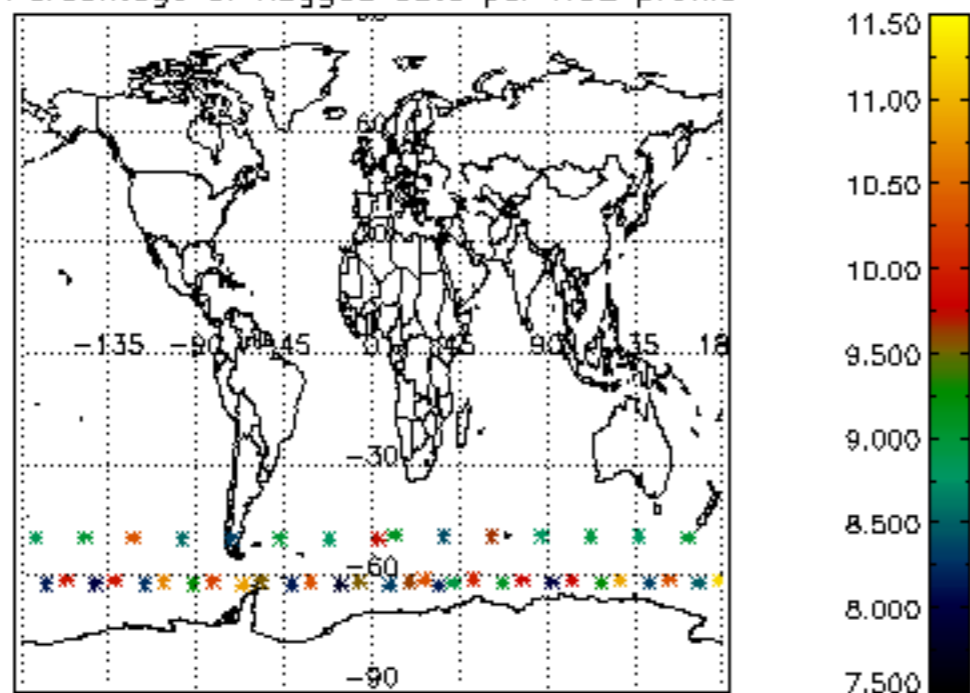
Percentage of flagged data per D3 profile



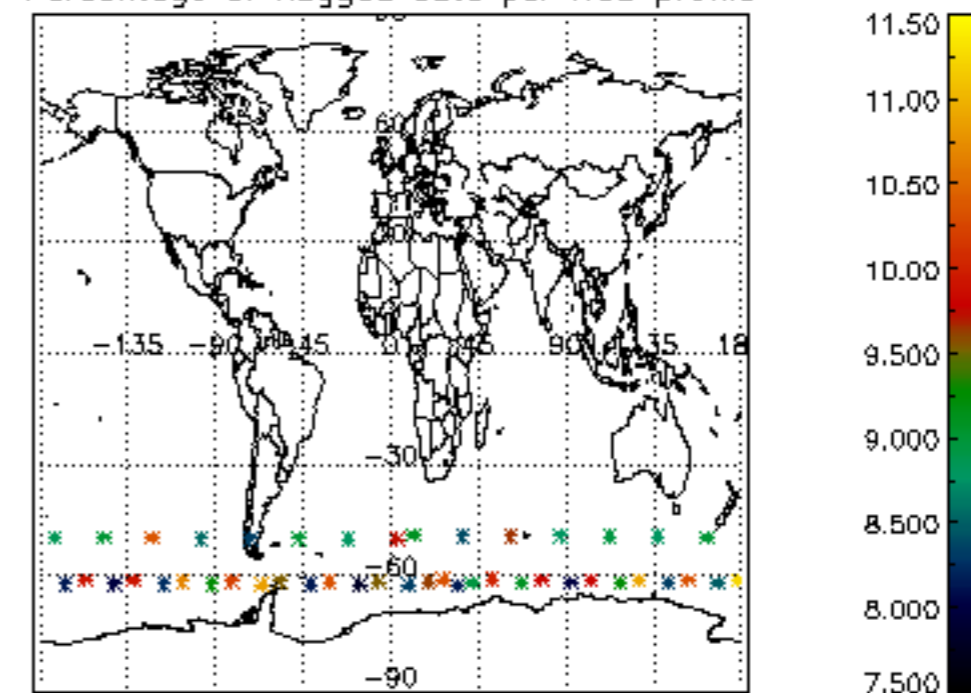
Percentage of flagged data per H2O profile

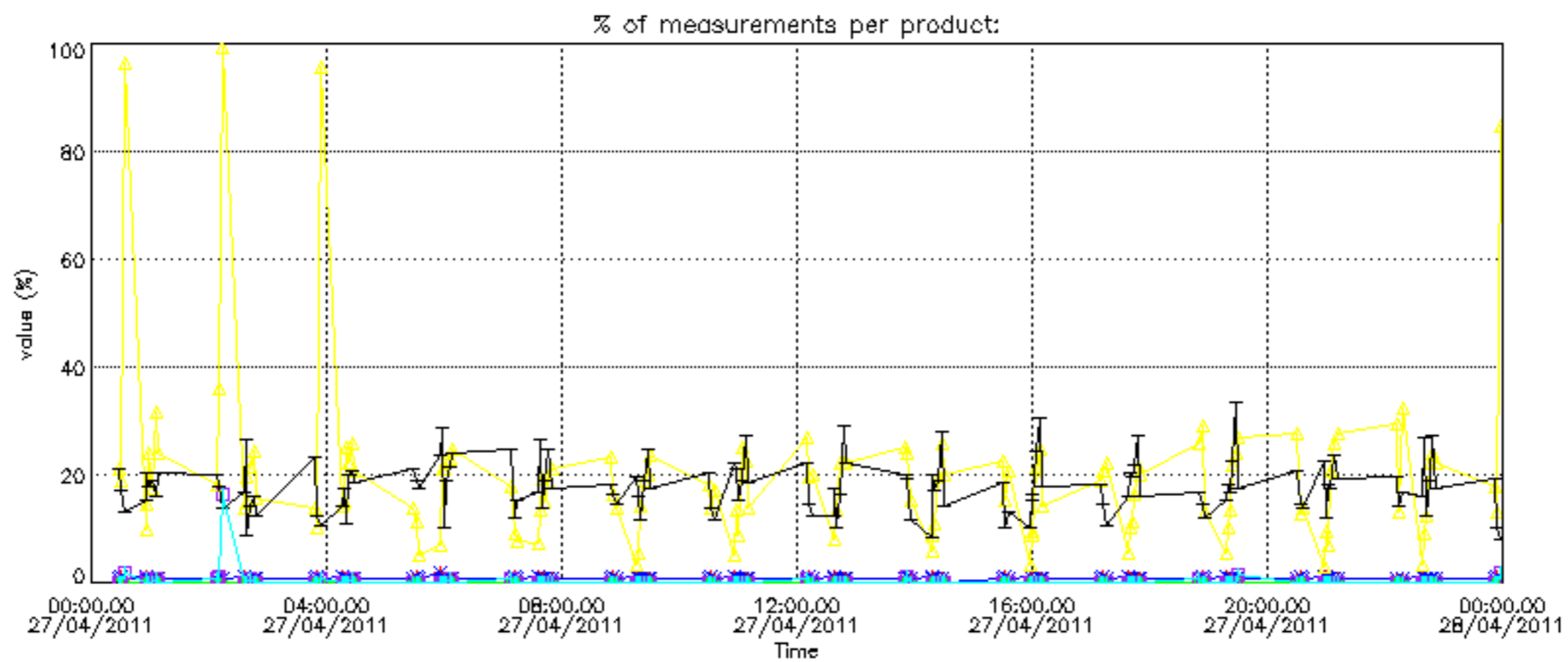


Percentage of flagged data per NO2 profile

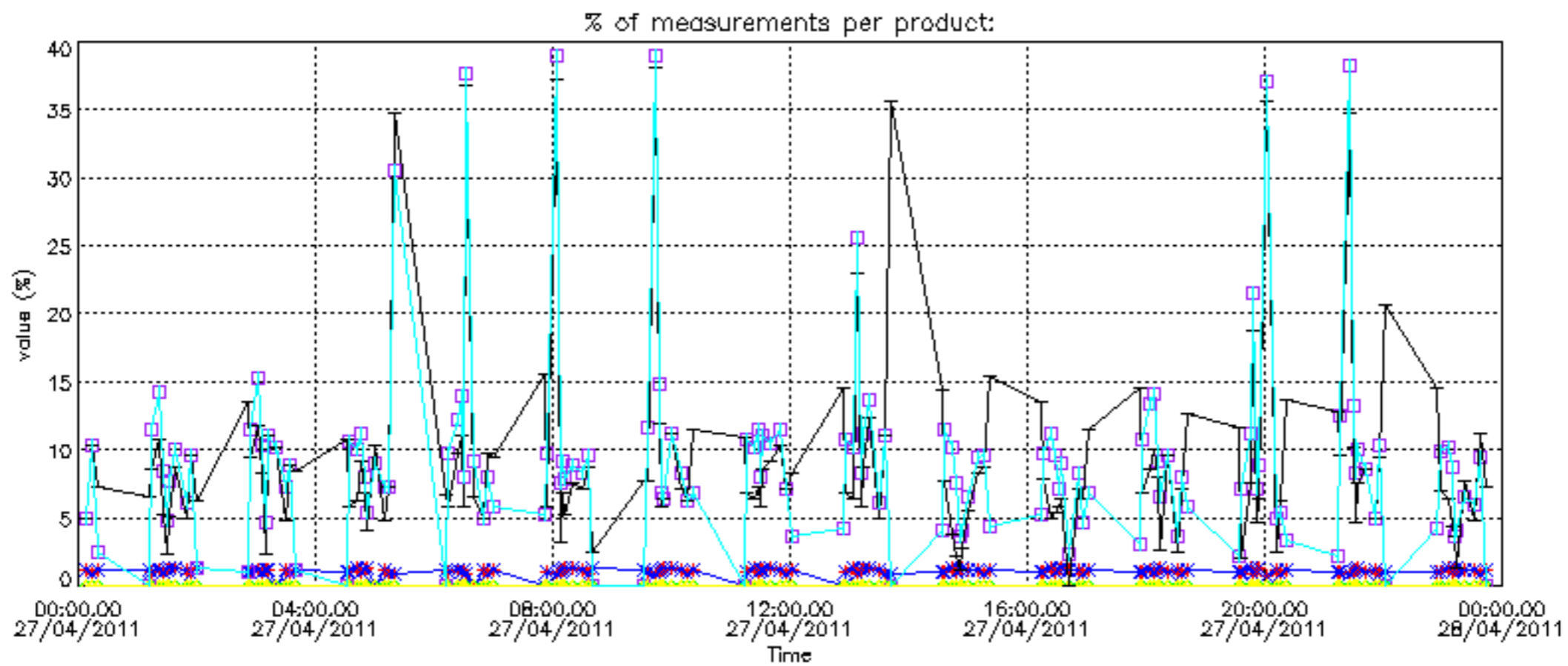


Percentage of flagged data per NO3 profile

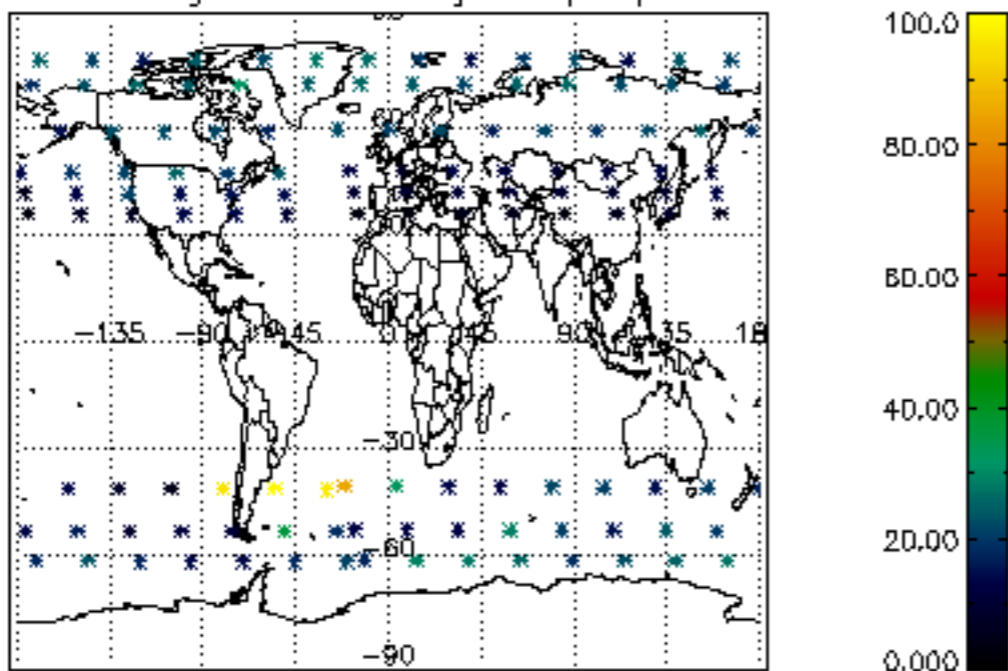




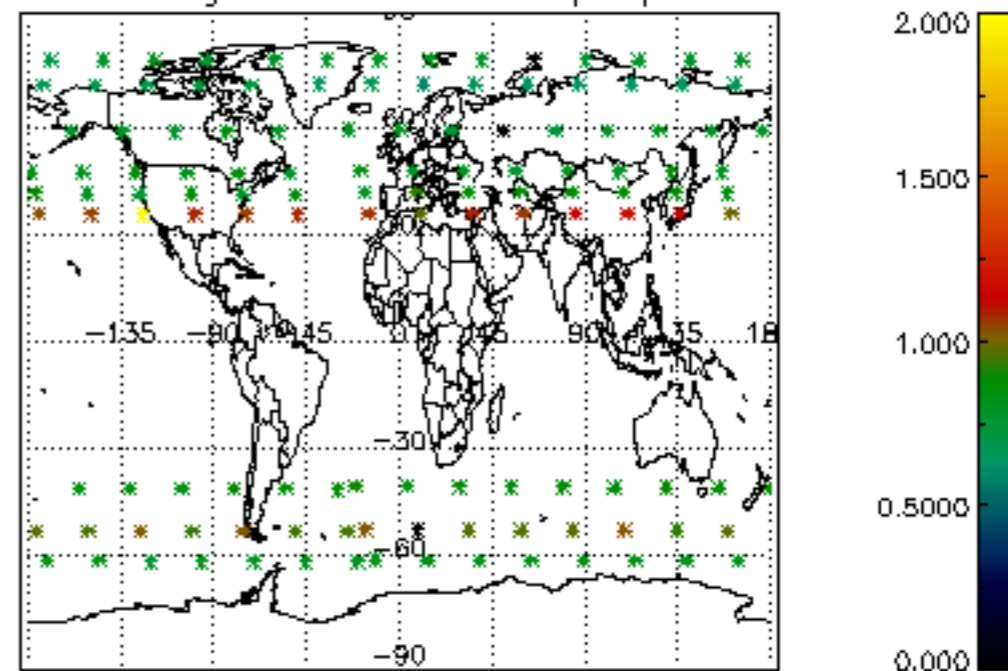




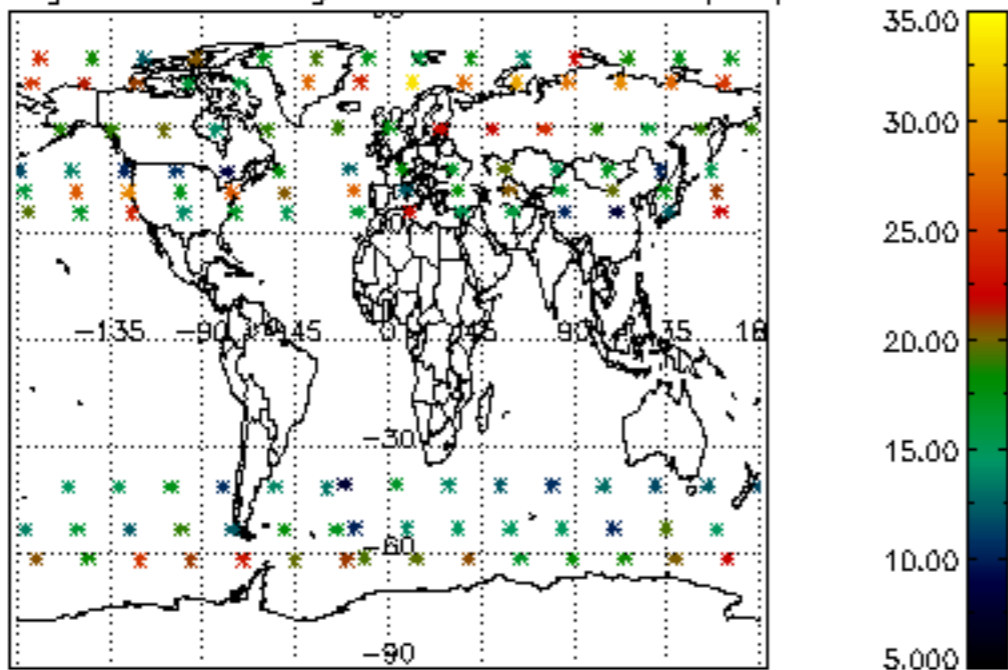
Percentage of cosmic ray hits per profile



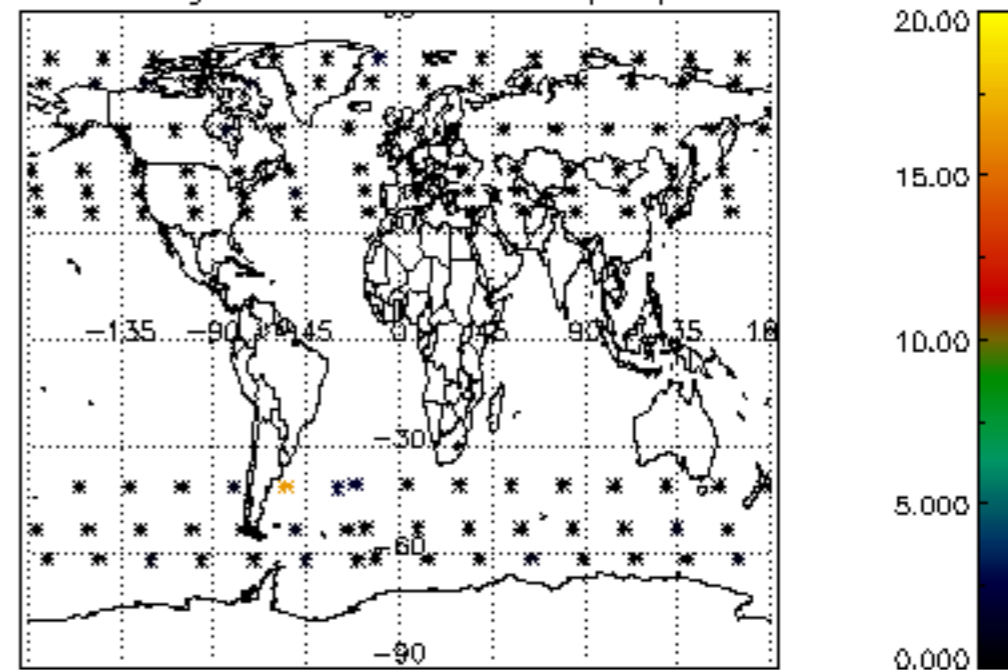
Percentage of datation errors per profile



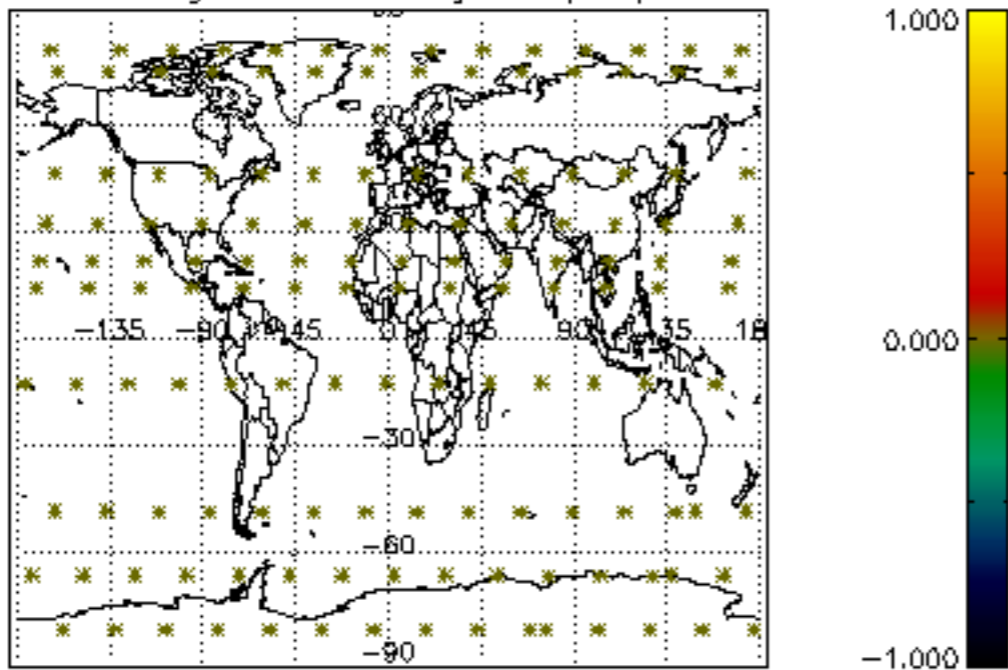
Percentage of star falling outside central band per profile



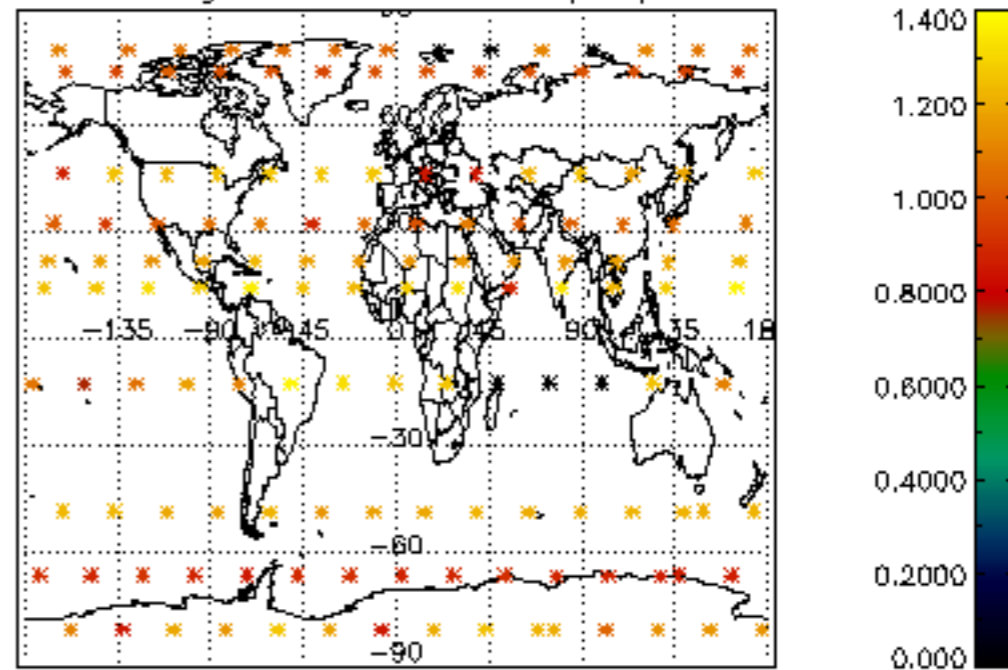
Percentage of saturation errors per profile



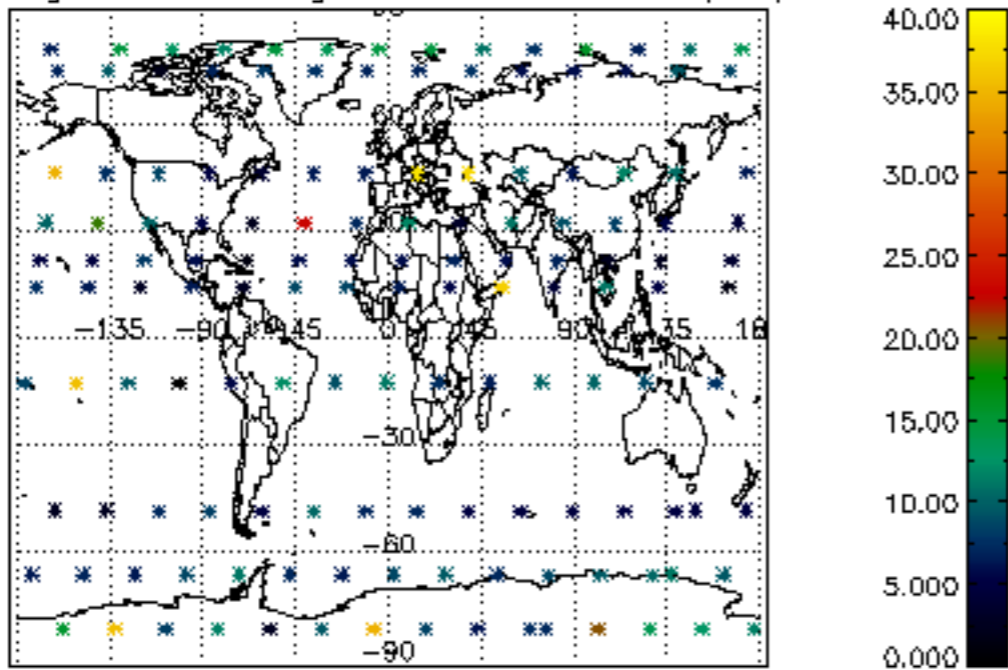
Percentage of cosmic ray hits per profile



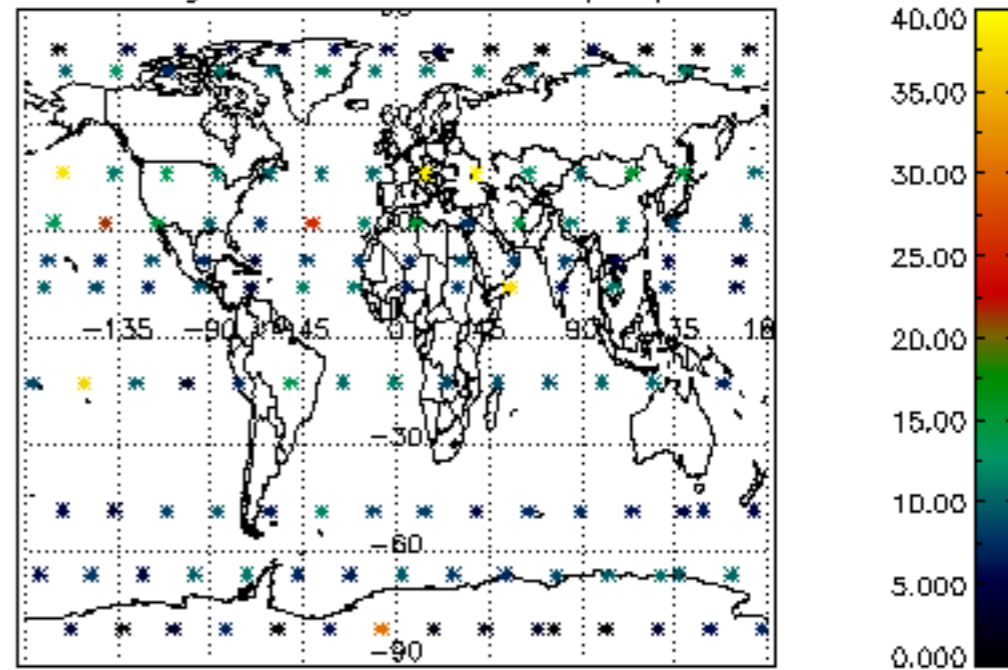
Percentage of datation errors per profile

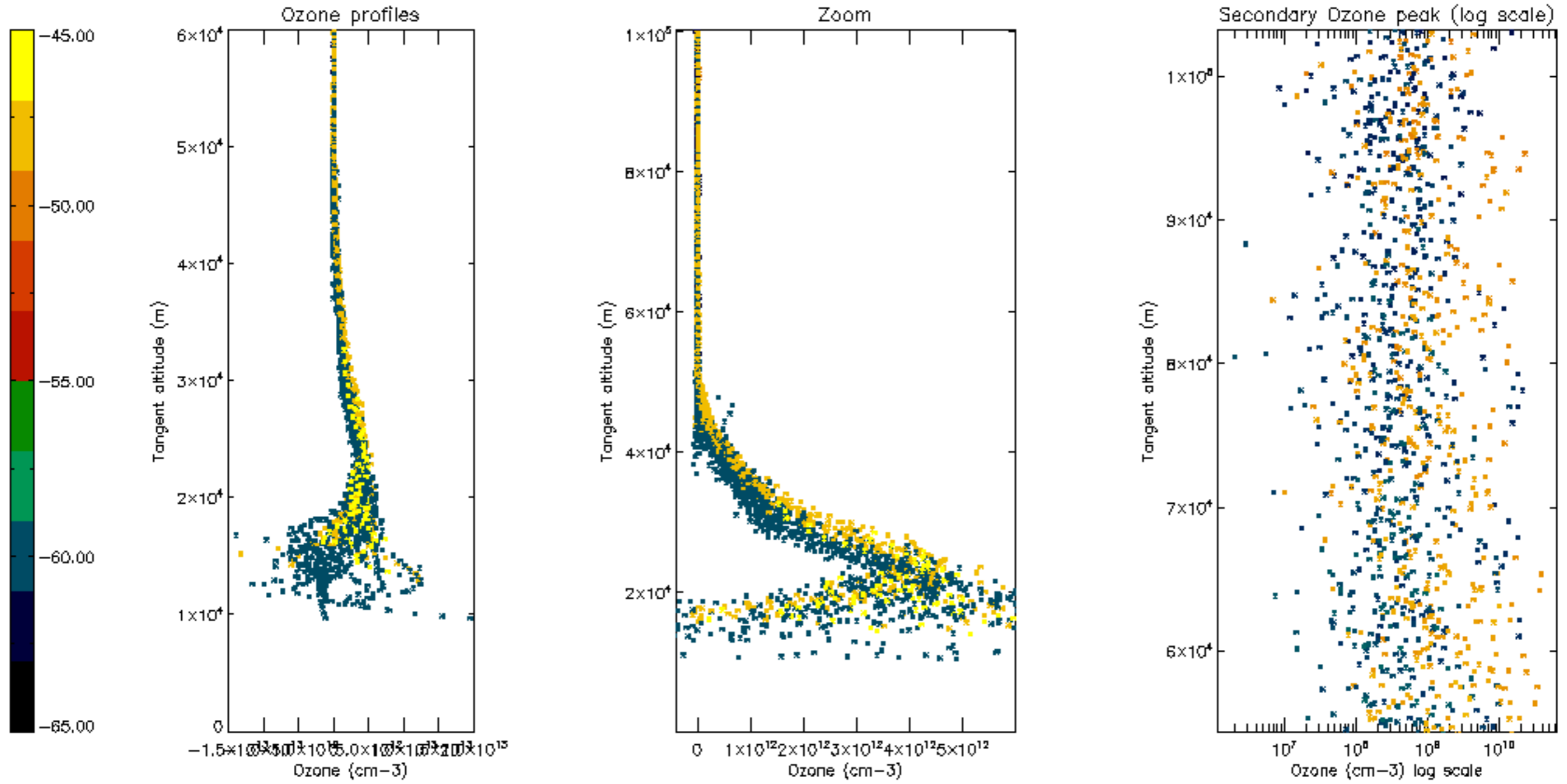


Percentage of star falling outside central band per profile

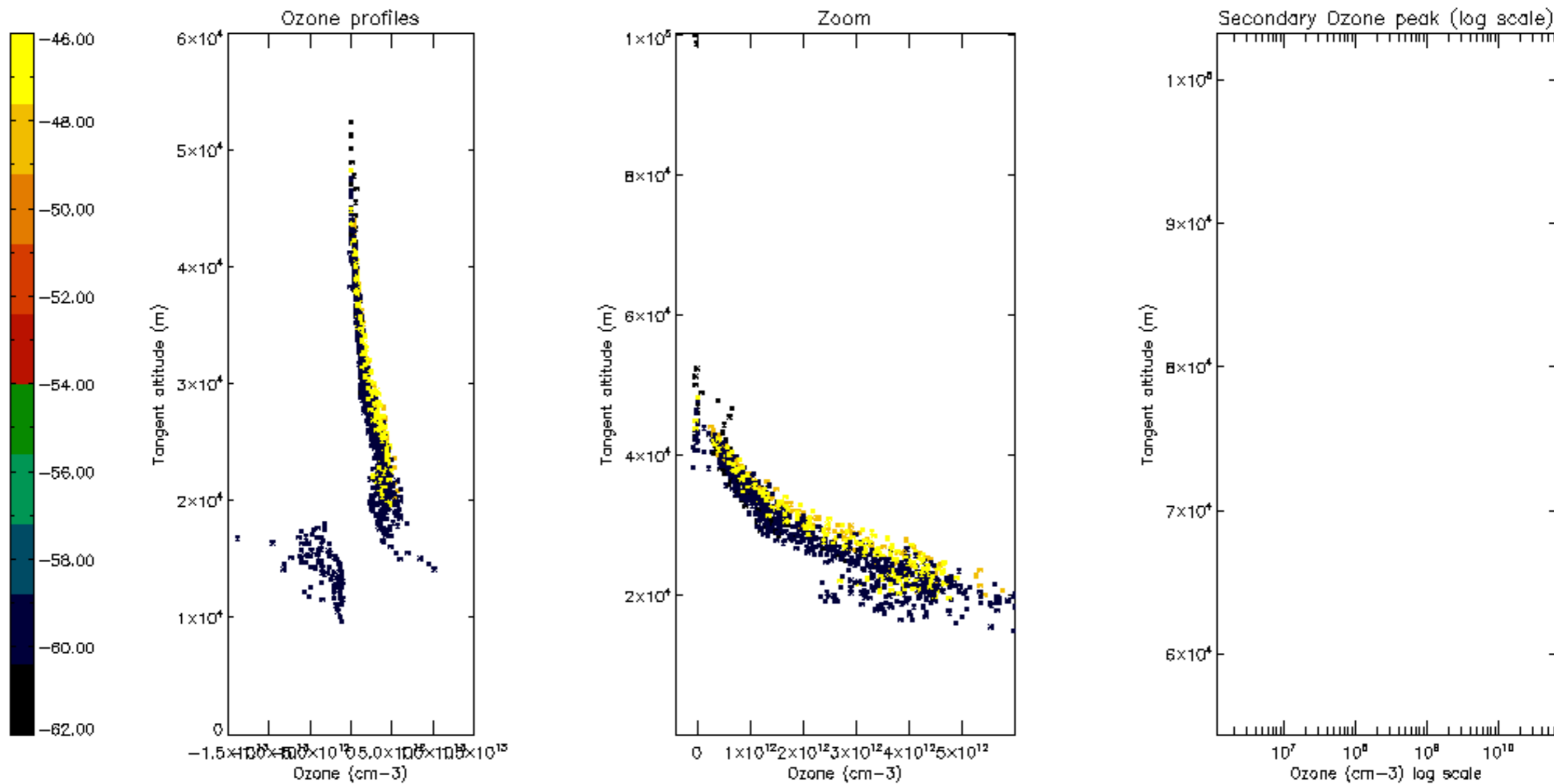


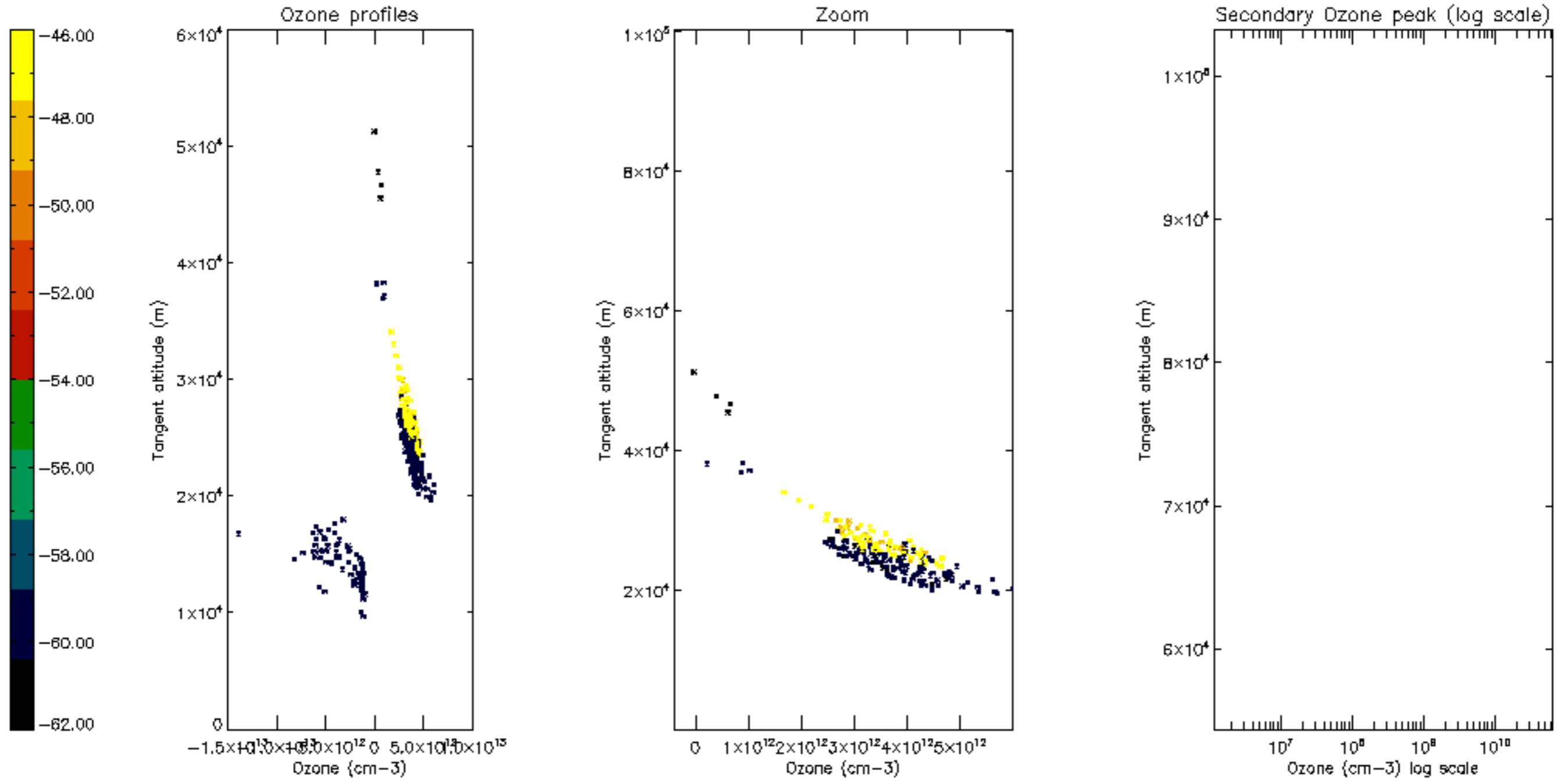
Percentage of saturation errors per profile

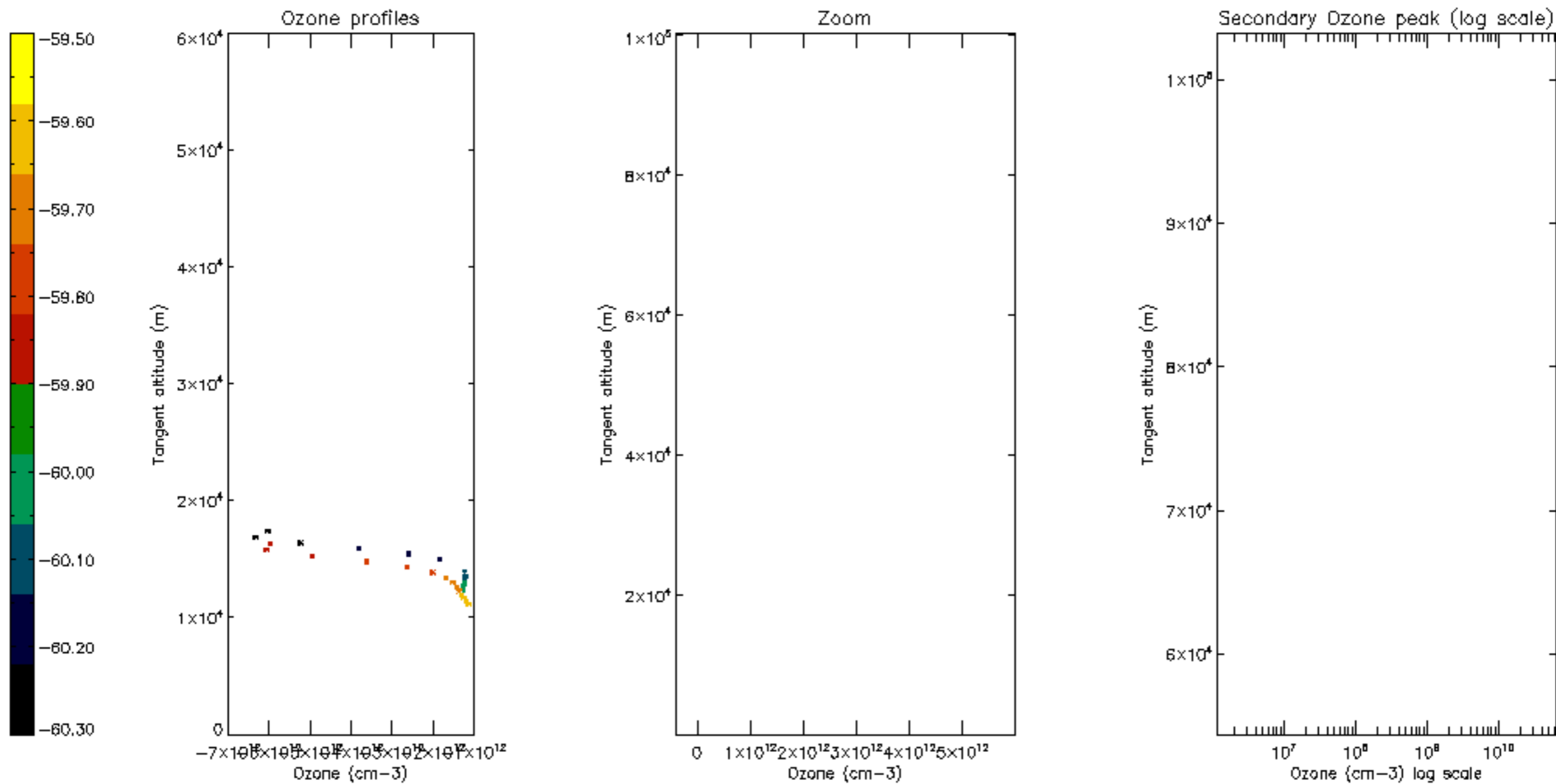


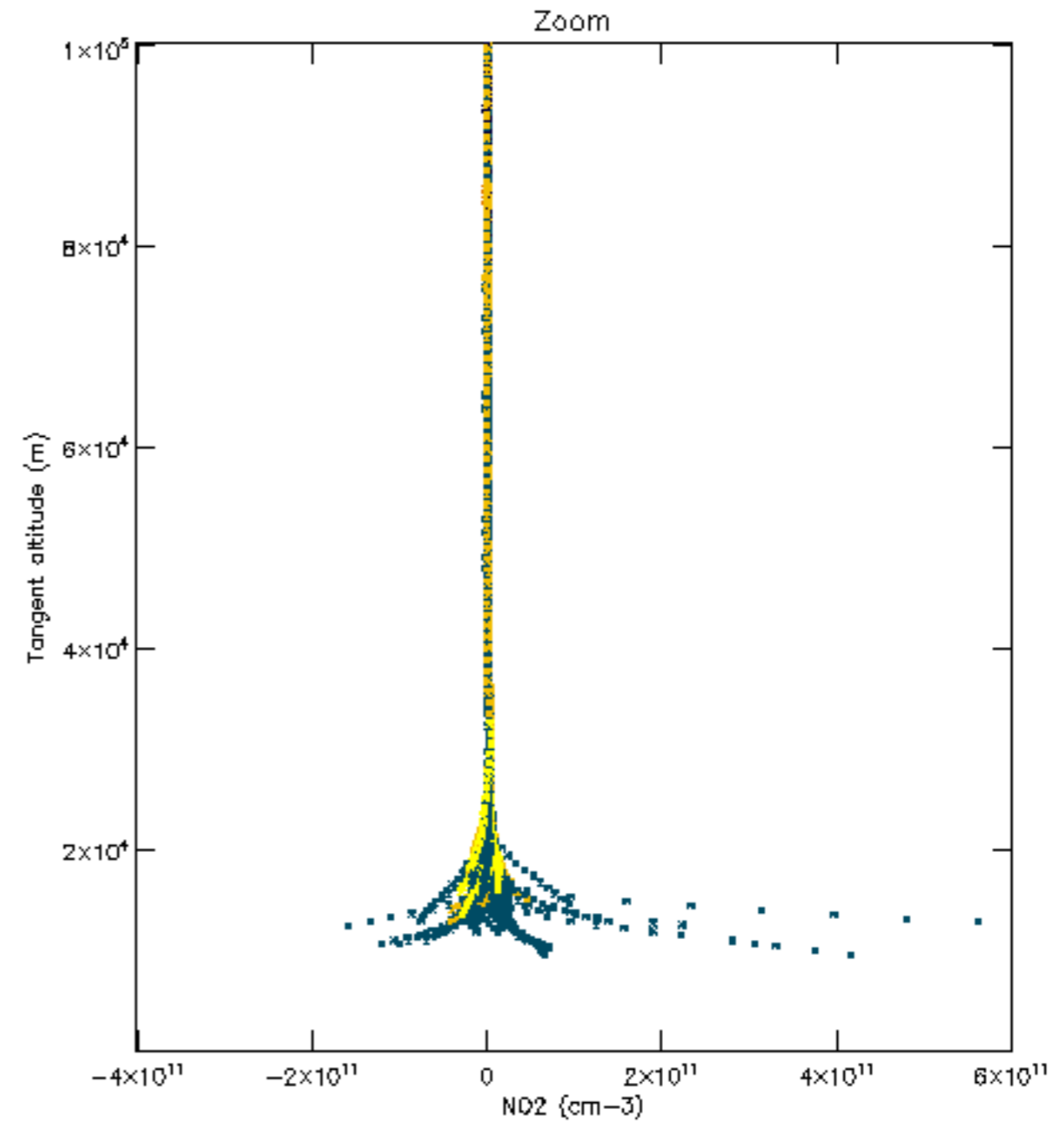
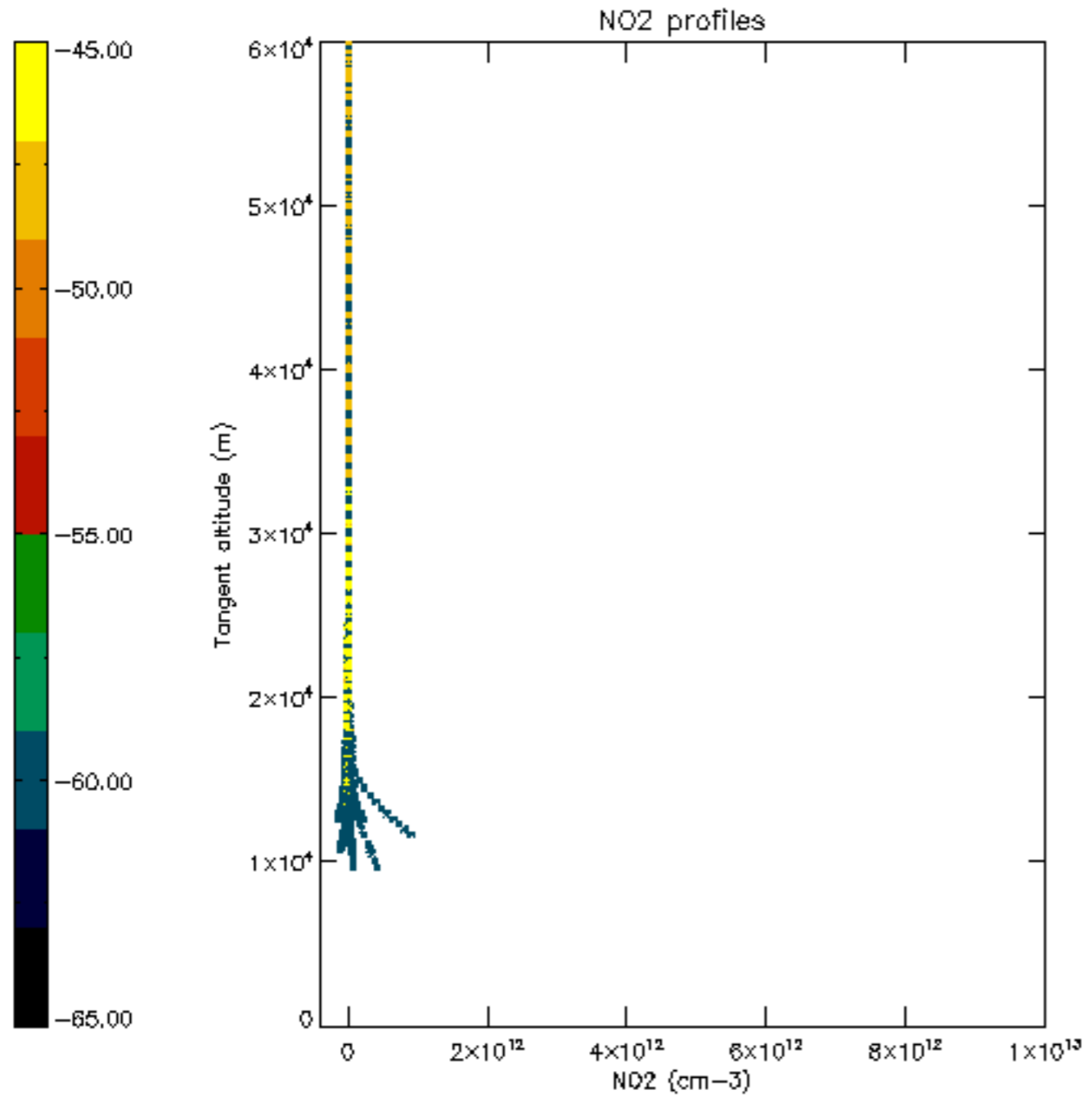




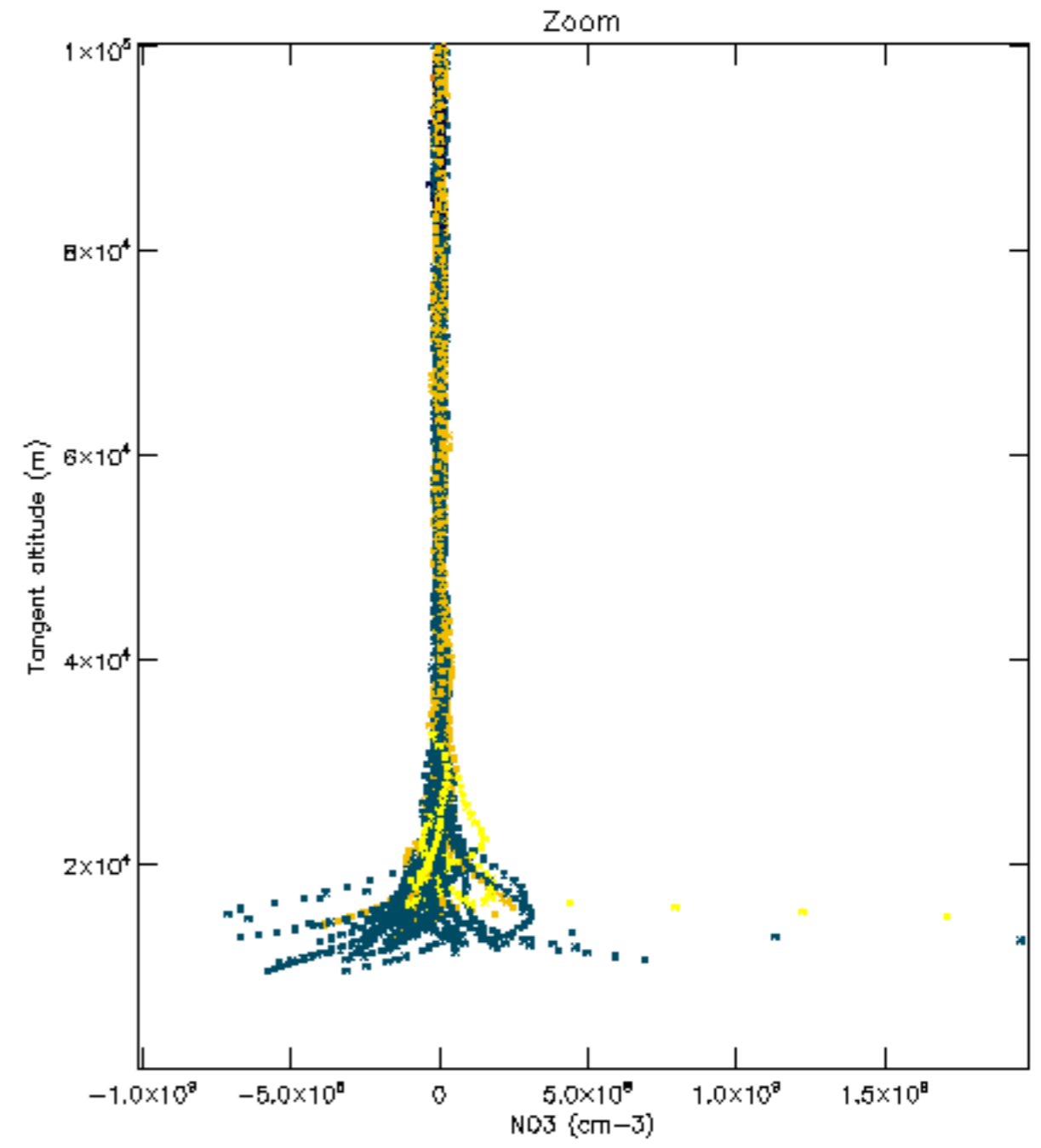
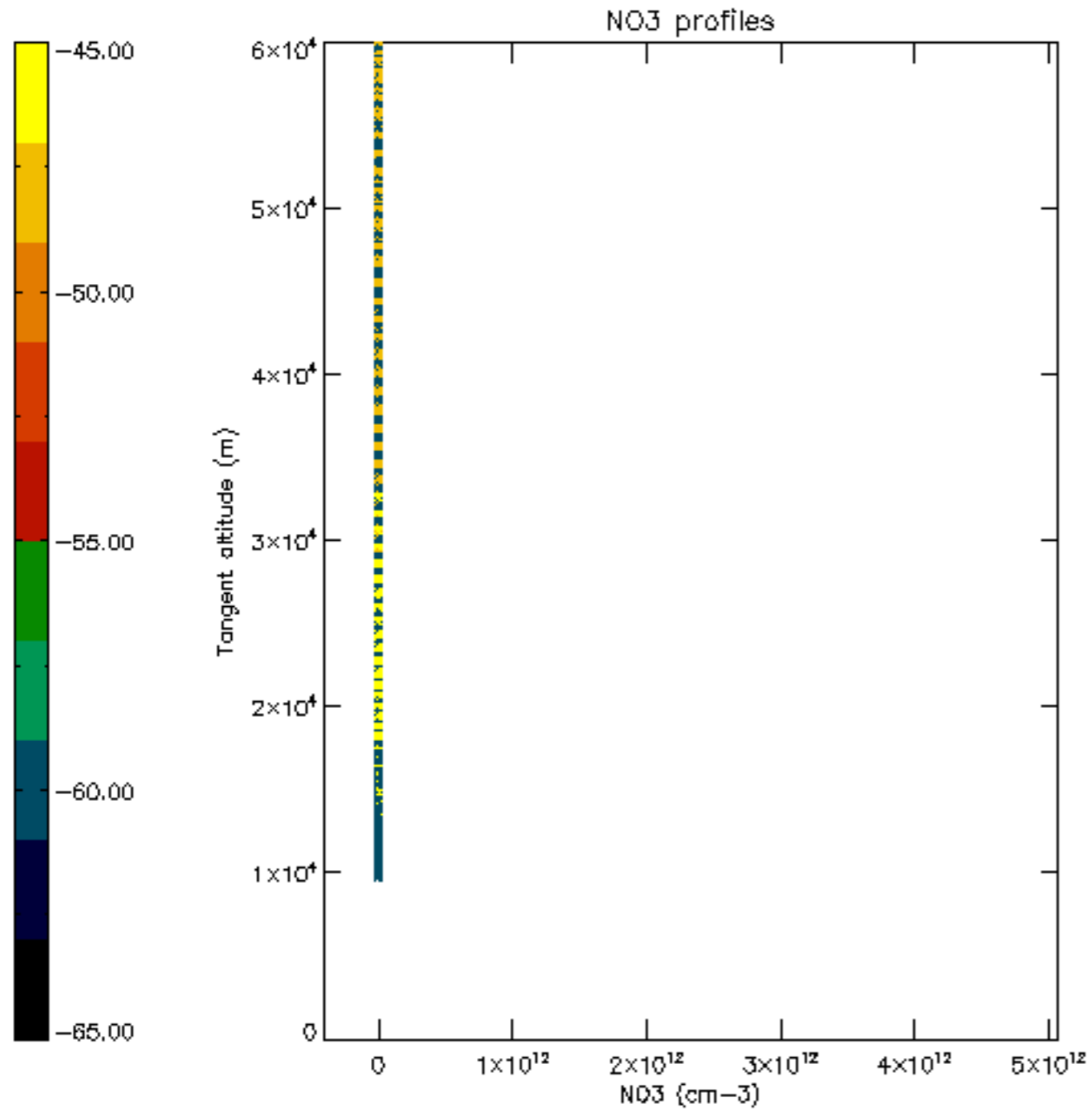


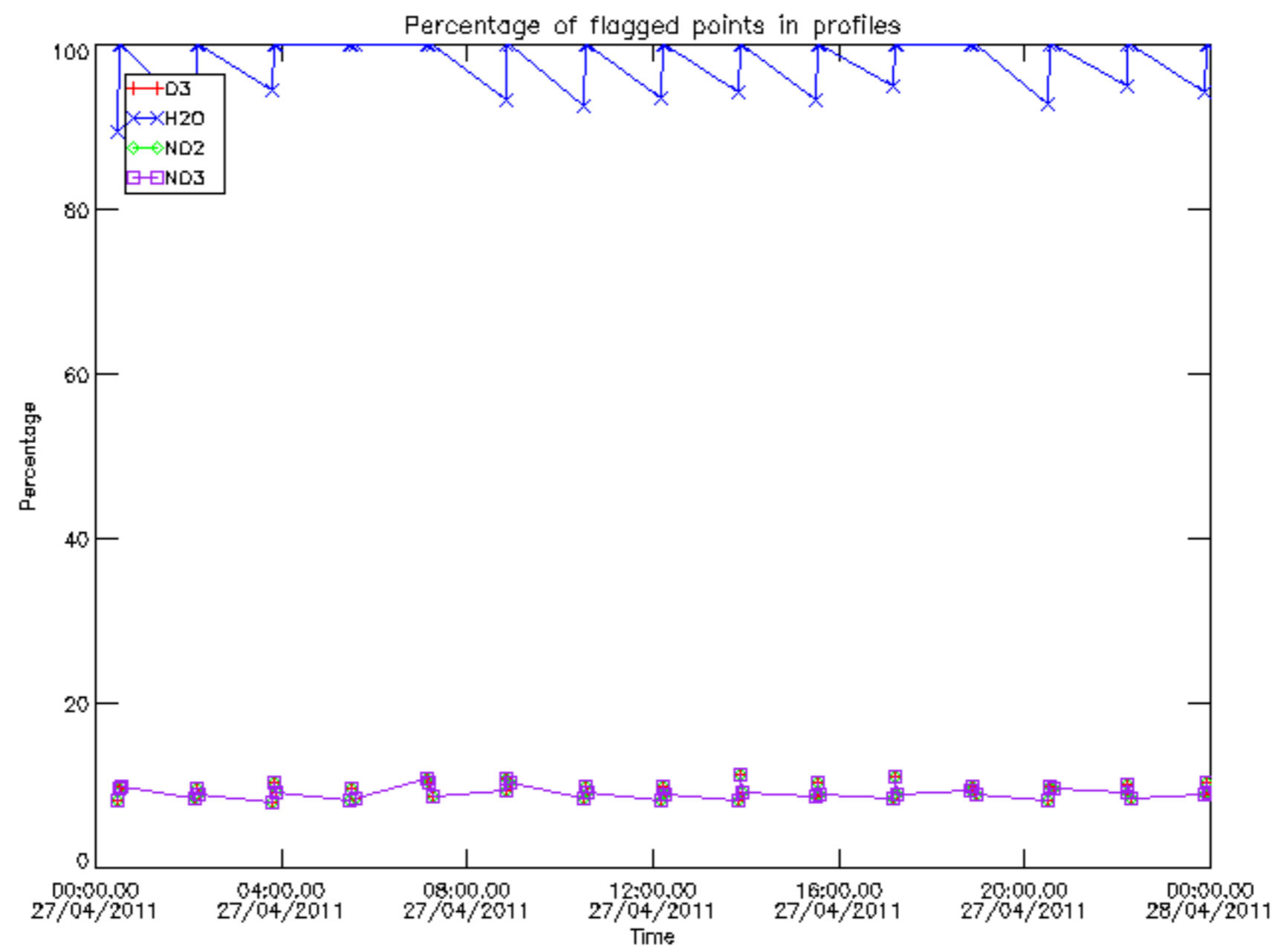




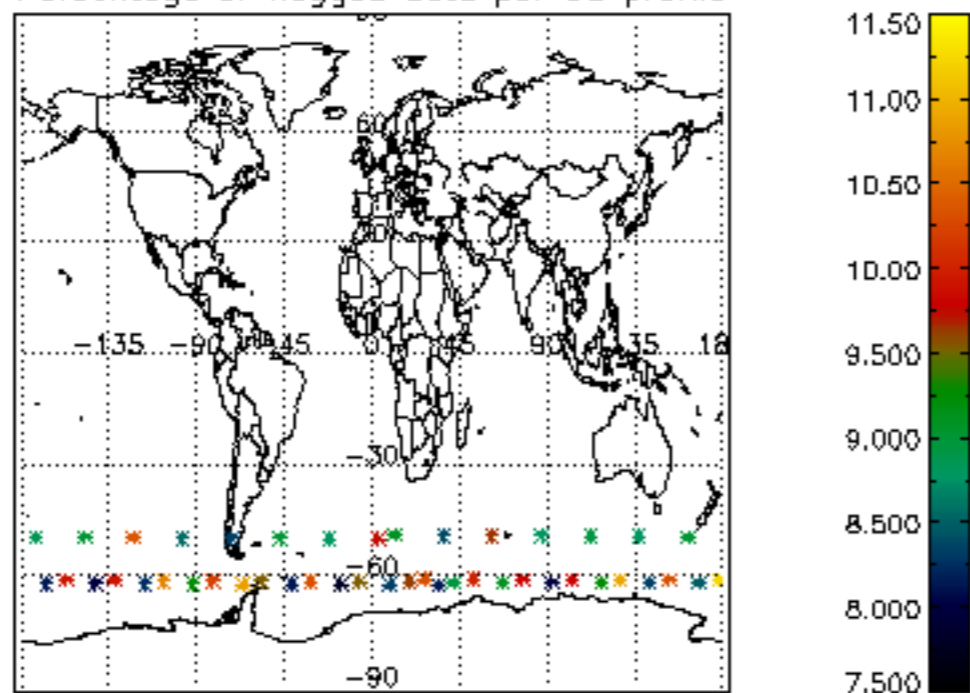




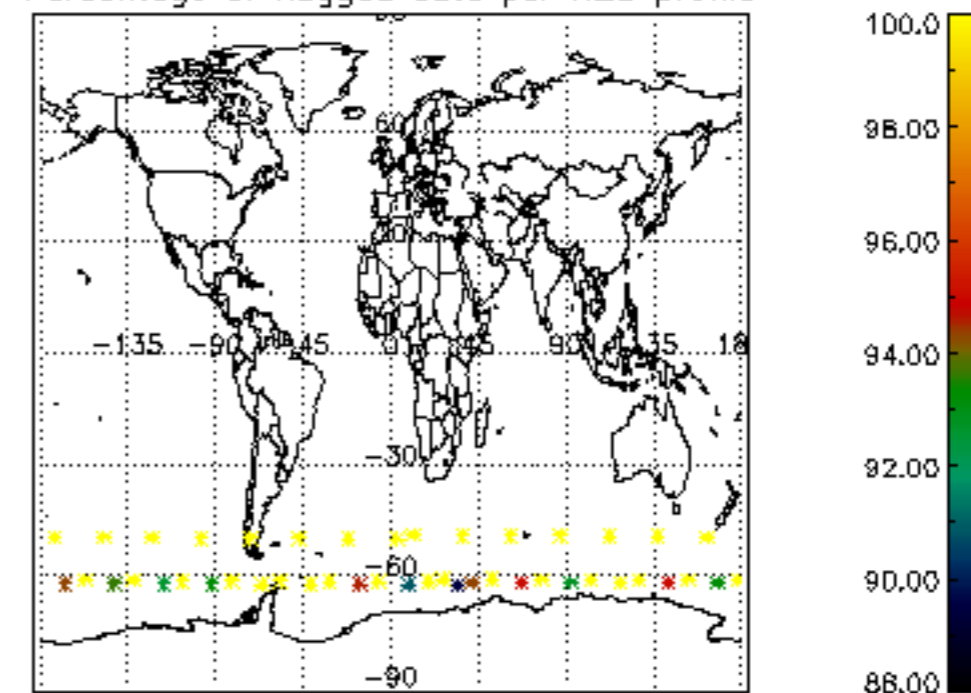




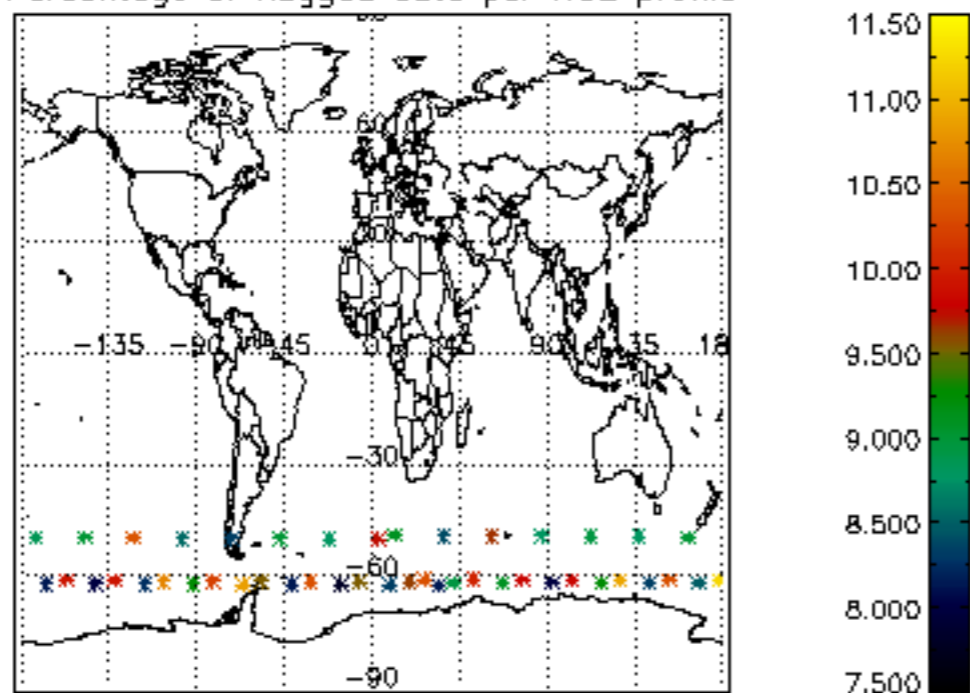
Percentage of flagged data per D3 profile



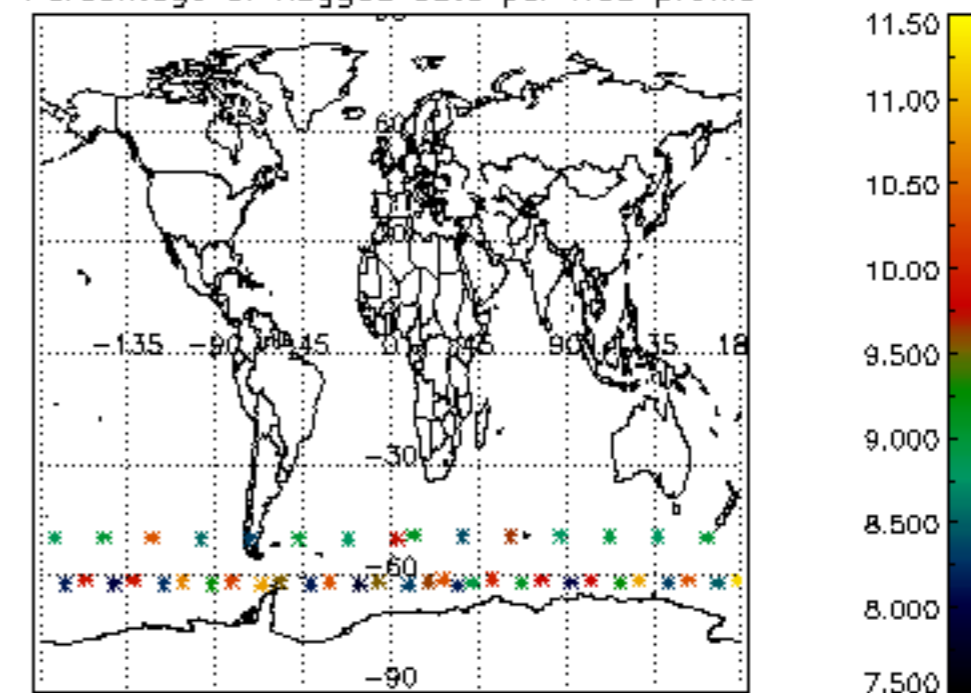
Percentage of flagged data per H2O profile

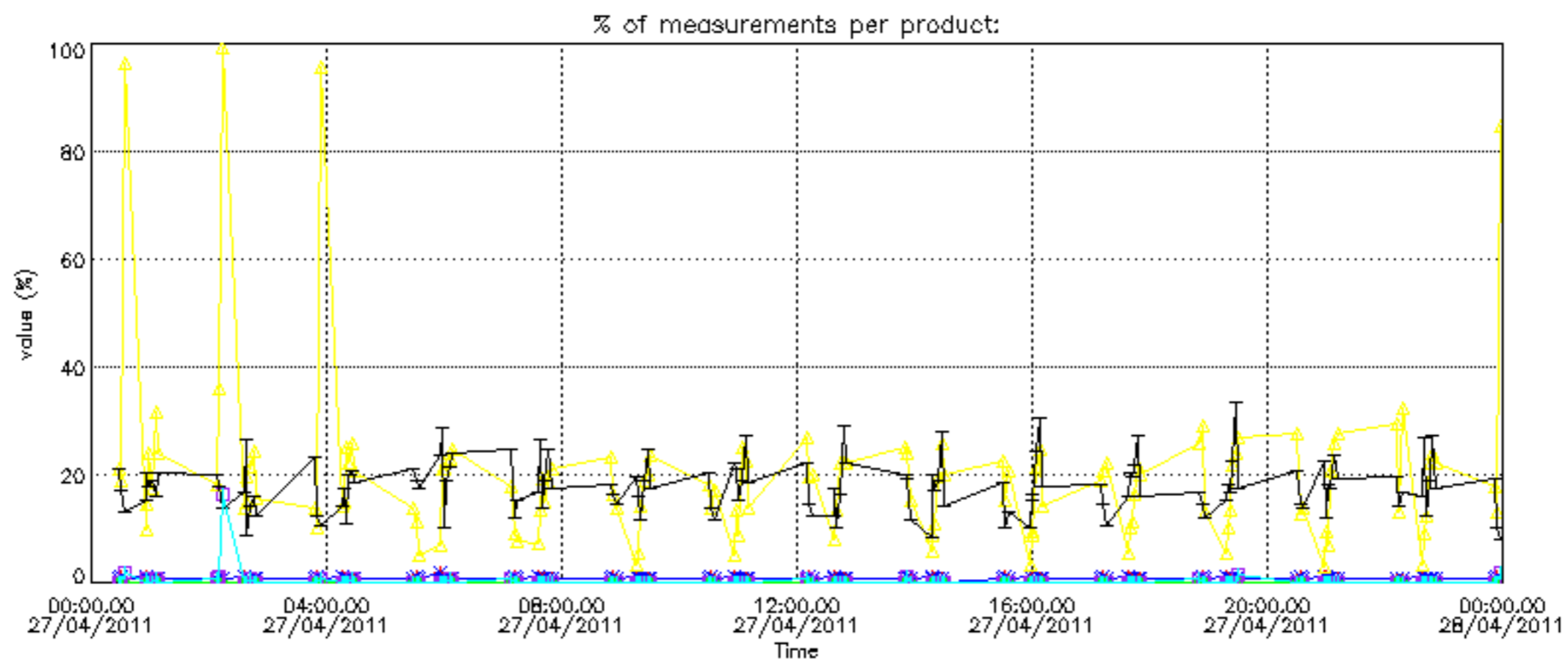


Percentage of flagged data per NO2 profile

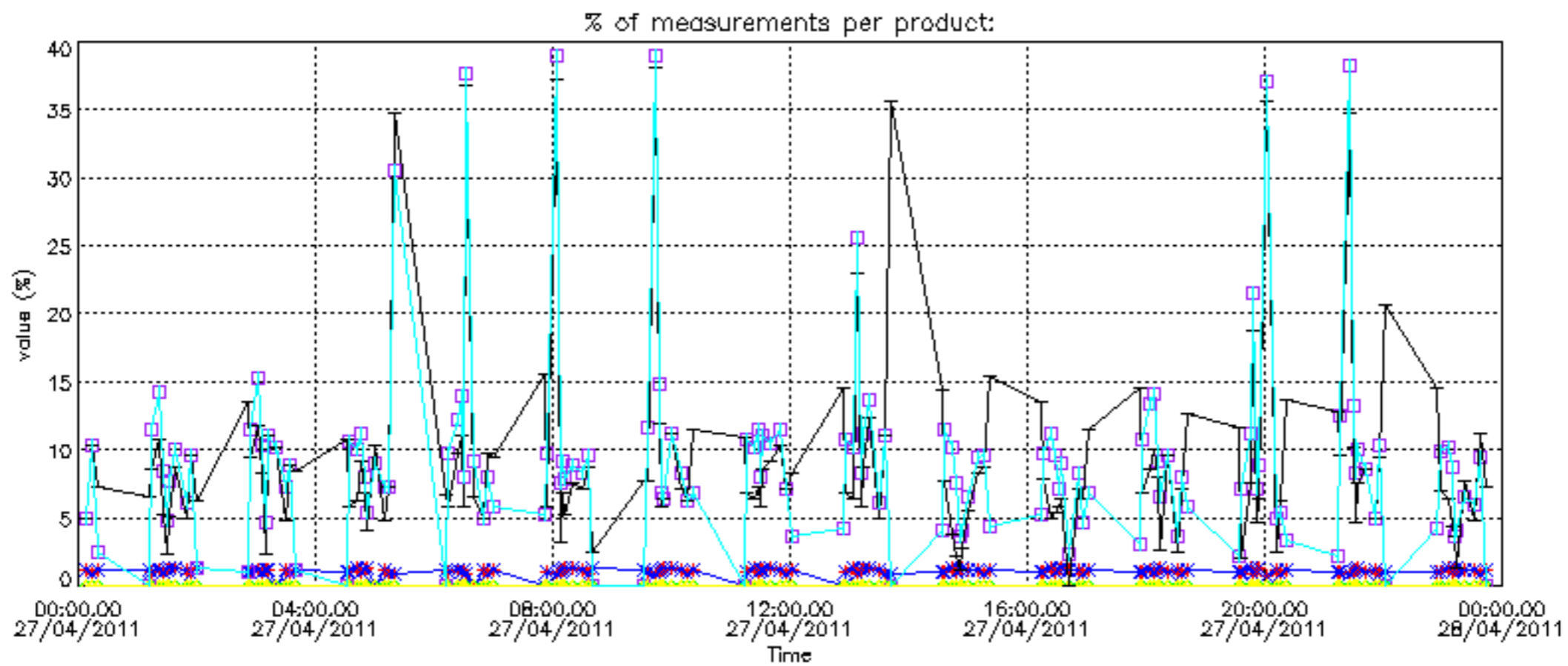


Percentage of flagged data per NO3 profile

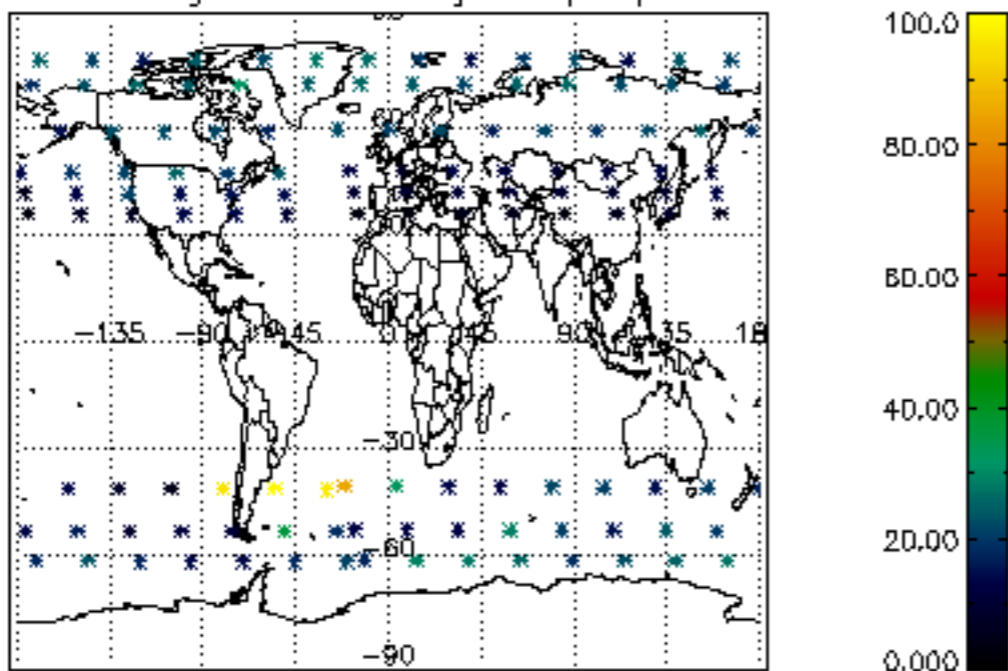




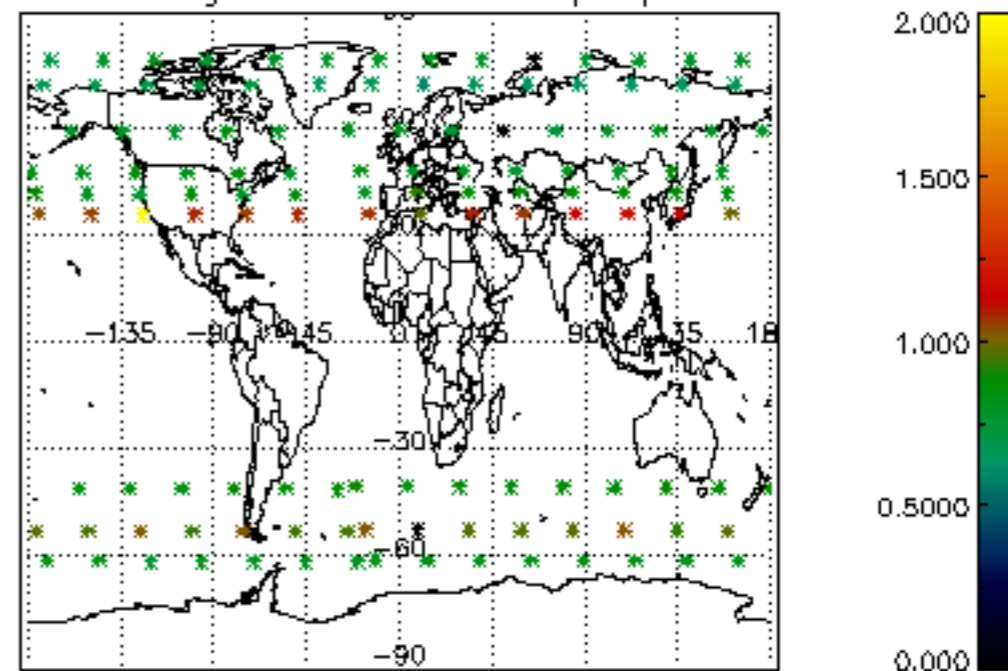




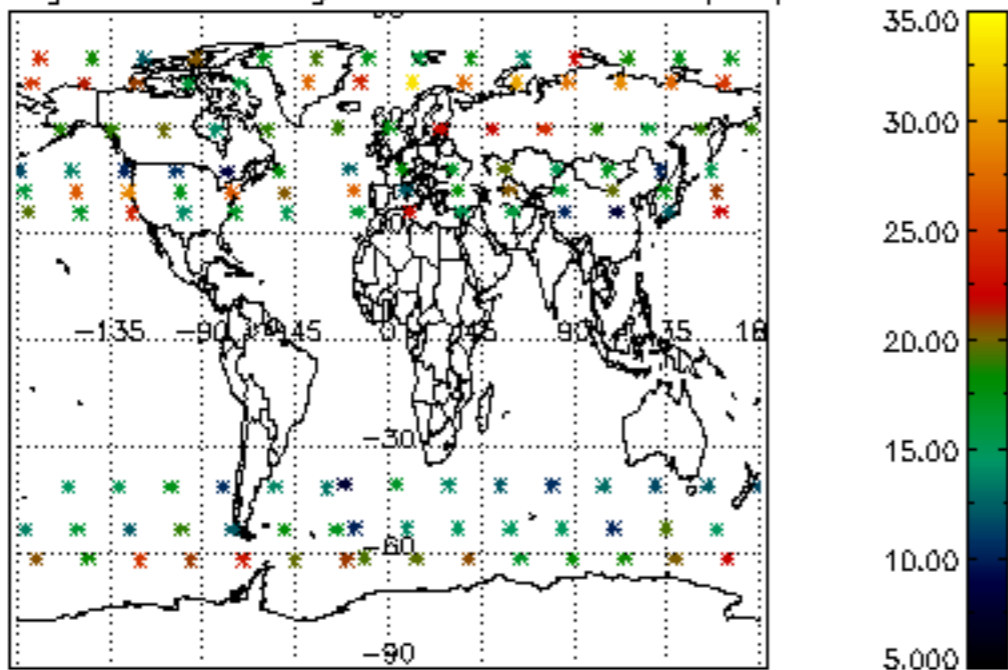
Percentage of cosmic ray hits per profile



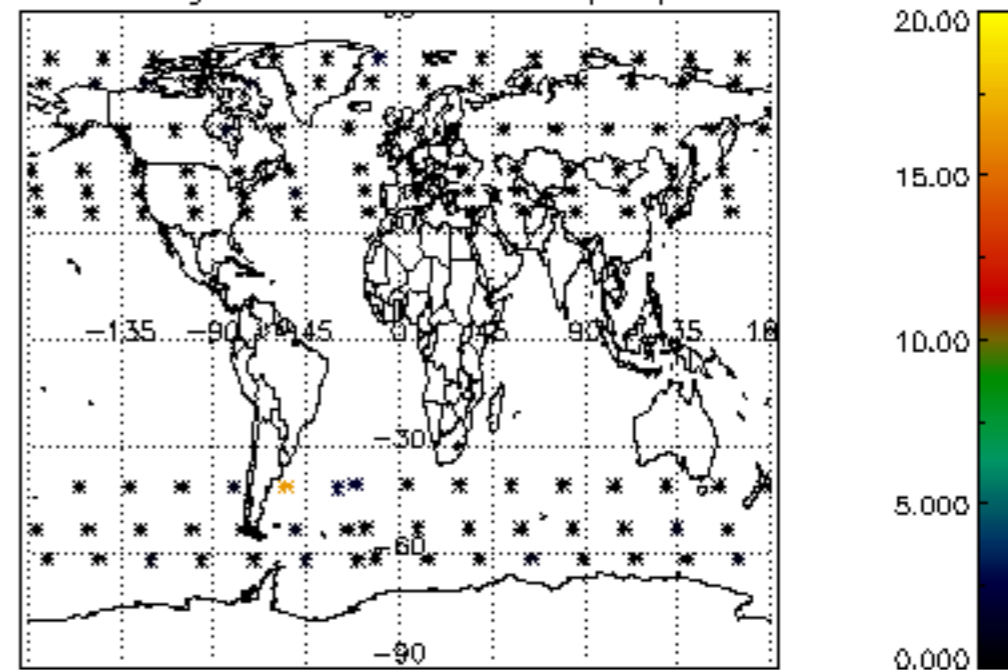
Percentage of datation errors per profile



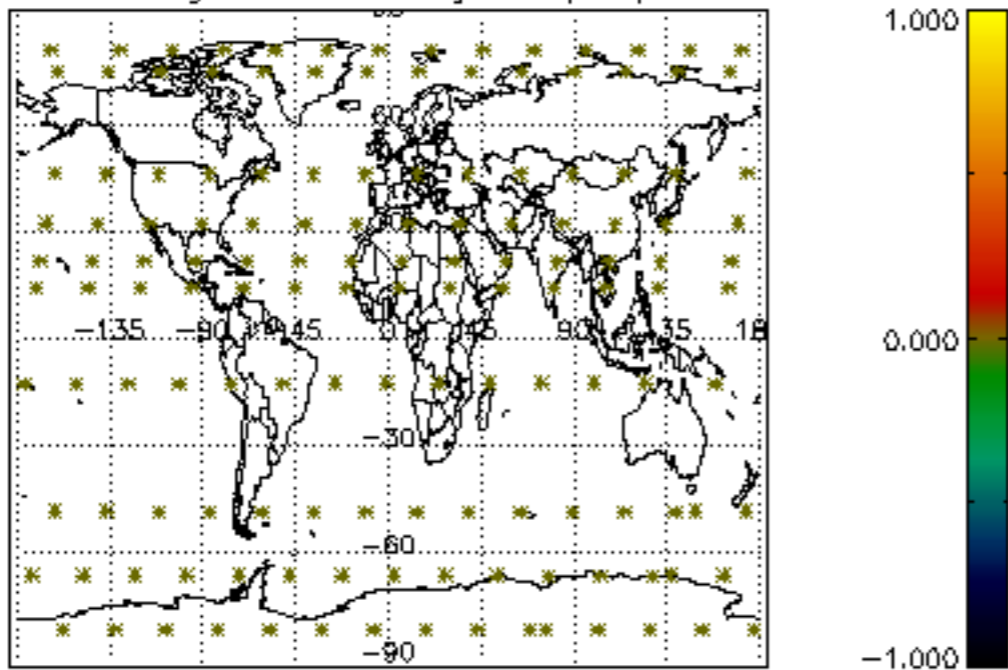
Percentage of star falling outside central band per profile



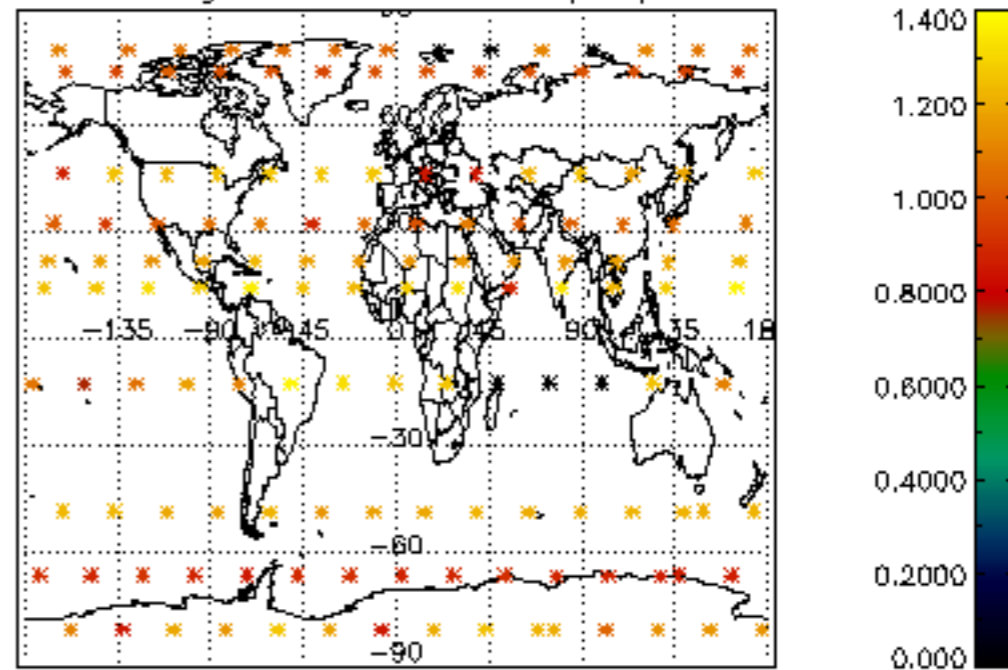
Percentage of saturation errors per profile



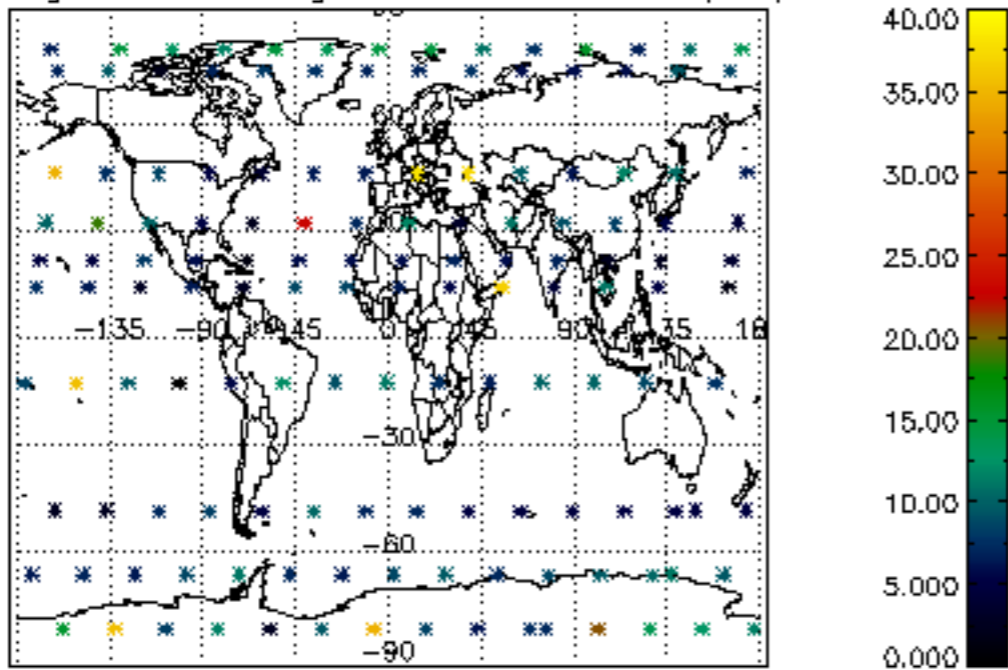
Percentage of cosmic ray hits per profile



Percentage of datation errors per profile



Percentage of star falling outside central band per profile



Percentage of saturation errors per profile

