

GOMOS Level 2 Daily Report

SUMMARY

[1. General Info](#)

[2. Summary of processed GOM_NL_2P products](#)

[3. Level 2 Quality information per product](#)

[3.1 Plot of level 2 quality information per product \(time dependant\)](#)

[3.2 Plot of level 2 quality information per product \(world map\)](#)

[4. Level 1 Quality information per product \(stored on level 2 products\)](#)

[4.1 Plot of level 1 quality information per product \(time dependant\)](#)

[4.1.1 Plot of level 1 quality information per product \(time dependant\): ASCENDING](#)

[4.1.2 Plot of level 1 quality information per product \(time dependant\): DESCENDING](#)

[4.2 Plot of level 1 quality information per product \(world map\)](#)

[4.2.1 Plot of level 1 quality information per product \(world map\): ASCENDING](#)

[4.2.2 Plot of level 1 quality information per product \(world map\): DESCENDING](#)

[5. Ozone profiles based on quality statistics and other trace gas profiles](#)

[5.1 Ozone statistics based on quality of products](#)

[5.2 Plot ozone profiles for all STD \(dark without errors\)](#)

[5.3 Plot ozone profiles where STD < 20% \(dark without errors\)](#)

[5.4. Plot ozone profiles where STD < 10% \(dark without errors\)](#)

[5.5. Plot ozone profiles where STD < 5% \(dark without errors\)](#)

[5.6 Plot NO2 profiles for all STD \(dark without errors\)](#)

[5.7 Plot NO3 profiles for all STD \(dark without errors\)](#)

[5.8 Plot H2O profiles \(only for occultations of stars 1,2,3,4,13,14,16,26,63 dark without errors\) for all STD](#)

[6. Auxiliary Data Files used for the production reported in section 2](#)

This report presents the daily analysis on parameters extracted from GOMOS level 2 data (GOM_NL__2P). It is intended to monitor some important parameters that will impact the quality of these products. A list of level 2 products (and content) that have arrived during the reporting day to the PCF is also given.

Item	Value
Time of report generation	24APR2013 12:52:20
Data source version	GOMOS/6.01
Start time of products	26-04-2011 (26APR2011 00:00:00)
Stop time of products	27-04-2011 (27APR2011 00:00:00)
Store outputs in DB	Yes
Nb of level 2 prods	228
Nb of prods with errors	0

2. Summary of processed GOM_NL__2P products.

Nr	Filename	UTC Start time	Limb	Duration	Star Id	Star Name	Star Mag	Star Temp	Nb Meas	Orbit	Prod. error
1	GOM_NL__2PRFIN20110426_040605_00000433102_00004_47863_8324.N1	26-APR-2011 04:06:05	Bright	42.500	89	5Alp Cep	2.4510	8000.0	85	47863	No
2	GOM_NL__2PRFIN20110426_041117_00000783102_00004_47863_8325.N1	26-APR-2011 04:11:17	Bright	78.000	19	50Alp Cyg	1.2460	10500.	156	47863	No
3	GOM_NL__2PRFIN20110426_041656_00000493102_00004_47863_8326.N1	26-APR-2011 04:16:56	Bright	49.000	164	44Eta Peg	2.9480	5400.0	98	47863	No
4	GOM_NL__2PRFIN20110426_042501_00000623102_00004_47863_8327.N1	26-APR-2011 04:25:01	Dark	61.500	61	8Eps Peg	2.1000	3900.0	123	47863	No
5	GOM_NL__2PRFIN20110426_042728_00000503102_00004_47863_8328.N1	26-APR-2011 04:27:28	Dark	49.500	162	34Alp Aqr	2.9440	5350.0	99	47863	No
6	GOM_NL__2PRFIN20110426_043046_00000533102_00004_47863_8329.N1	26-APR-2011 04:30:46	Dark	53.000	154	22Bet Aqr	2.8990	5700.0	106	47863	No
7	GOM_NL__2PRFIN20110426_045223_00000473102_00005_47864_8378.N1	26-APR-2011 04:52:23	Straylight	47.000	141	Bet Ara	2.8400	4600.0	94	47864	No
8	GOM_NL__2PRFIN20110426_045357_00000523102_00005_47864_8379.N1	26-APR-2011 04:53:57	Straylight	52.000	40	The Sco	1.8590	7100.0	104	47864	No
9	GOM_NL__2PRFIN20110426_045535_00000583102_00005_47864_8380.N1	26-APR-2011 04:55:35	Straylight	58.000	25	35Lam Sco	1.6200	28000.	116	47864	No
10	GOM_NL__2PRFIN20110426_045857_00000623102_00005_47864_8381.N1	26-APR-2011 04:58:57	Straylight	61.500	75	26Eps Sco	2.2910	4250.0	123	47864	No
11	GOM_NL__2PRFIN20110426_050254_00000473102_00005_47864_8382.N1	26-APR-2011 05:02:54	Twilight_stray	47.000	16	21Alp Sco	1.0200	3000.0	94	47864	No
12	GOM_NL__2PRFIN20110426_050522_00000653102_00005_47864_8383.N1	26-APR-2011 05:05:22	Twilight_stray	65.000	80	7Del Sco	2.3160	30000.	130	47864	No
13	GOM_NL__2PRFIN20110426_050846_00000513102_00005_47864_8384.N1	26-APR-2011 05:08:46	Bright	51.000	122	9Alp2Lib	2.7470	9700.0	102	47864	No
14	GOM_NL__2PRFIN20110426_051114_00000533102_00005_47864_8385.N1	26-APR-2011 05:11:14	Bright	52.500	104	27Bet Lib	2.6140	13100.	105	47864	No
15	GOM_NL__2PRFIN20110426_051946_00000403102_00005_47864_8386.N1	26-APR-2011 05:19:46	Bright	40.000	111	8Eta Boo	2.6800	6000.0	80	47864	No
16	GOM_NL__2PRFIN20110426_052350_00000523102_00005_47864_8387.N1	26-APR-2011 05:23:50	Bright	52.000	83		2.3780	11000.	104	47864	No
17	GOM_NL__2PRFIN20110426_052645_00000423102_00005_47864_8388.N1	26-APR-2011 05:26:45	Bright	41.500	180	27Gam Boo	3.0400	8000.0	83	47864	No
18	GOM_NL__2PRFIN20110426_052845_00000413102_00005_47864_8389.N1	26-APR-2011 05:28:45	Bright	40.500	39	85Eta UMa	1.8540	24000.	81	47864	No
19	GOM_NL__2PRFIN20110426_053609_00000393102_00005_47864_8390.N1	26-APR-2011 05:36:09	Bright	39.000	60	7Bet UMi	2.0810	3950.0	78	47864	No
20	GOM_NL__2PRFIN20110426_054619_00000423102_00005_47864_8391.N1	26-APR-2011 05:46:19	Bright	41.500	89	5Alp Cep	2.4510	8000.0	83	47864	No
21	GOM_NL__2PRFIN20110426_055131_00000573102_00005_47864_8392.N1	26-APR-2011 05:51:31	Bright	57.000	19	50Alp Cyg	1.2460	10500.	114	47864	No
22	GOM_NL__2PRFIN20110426_055711_00000423102_00005_47864_8393.N1	26-APR-2011 05:57:11	Bright	41.500	164	44Eta Peg	2.9480	5400.0	83	47864	No
23	GOM_NL__2PRFIN20110426_060515_00000633102_00005_47864_8394.N1	26-APR-2011 06:05:15	Dark	62.500	61	8Eps Peg	2.1000	3900.0	125	47864	No
24	GOM_NL__2PRFIN20110426_060743_00000503102_00005_47864_8395.N1	26-APR-2011 06:07:43	Dark	49.500	162	34Alp Aqr	2.9440	5350.0	99	47864	No
25	GOM_NL__2PRFIN20110426_061101_00000593102_00005_47864_8396.N1	26-APR-2011 06:11:01	Dark	59.000	154	22Bet Aqr	2.8990	5700.0	118	47864	No
26	GOM_NL__2PRFIN20110426_063238_00000433102_00006_47865_8391.N1	26-APR-2011 06:32:38	Straylight	43.000	141	Bet Ara	2.8400	4600.0	86	47865	No
27	GOM_NL__2PRFIN20110426_063412_00000563102_00006_47865_8392.N1	26-APR-2011 06:34:12	Straylight	56.000	40	The Sco	1.8590	7100.0	112	47865	No
28	GOM_NL__2PRFIN20110426_063550_00000633102_00006_47865_8393.N1	26-APR-2011 06:35:50	Straylight	62.500	25	35Lam Sco	1.6200	28000.	125	47865	No
29	GOM_NL__2PRFIN20110426_063912_00000673102_00006_47865_8394.N1	26-APR-2011 06:39:12	Straylight	67.000	75	26Eps Sco	2.2910	4250.0	134	47865	No
30	GOM_NL__2PRFIN20110426_064309_00000473102_00006_47865_8395.N1	26-APR-2011 06:43:09	Twilight_stray	47.000	16	21Alp Sco	1.0200	3000.0	94	47865	No
31	GOM_NL__2PRFIN20110426_064537_00000683102_00006_47865_8396.N1	26-APR-2011 06:45:37	Twilight_stray	68.000	80	7Del Sco	2.3160	30000.	136	47865	No
32	GOM_NL__2PRFIN20110426_064900_00000503102_00006_47865_8397.N1	26-APR-2011 06:49:00	Bright	50.000	122	9Alp2Lib	2.7470	9700.0	100	47865	No
33	GOM_NL__2PRFIN20110426_065128_00000533102_00006_47865_8398.N1	26-APR-2011 06:51:28	Bright	53.000	104	27Bet Lib	2.6140	13100.	106	47865	No
34	GOM_NL__2PRFIN20110426_070000_00000413102_00006_47865_8399.N1	26-APR-2011 07:00:00	Bright	41.000	111	8Eta Boo	2.6800	6000.0	82	47865	No
35	GOM_NL__2PRFIN20110426_070403_00000503102_00006_47865_8400.N1	26-APR-2011 07:04:03	Bright	49.500	83		2.3780	11000.	99	47865	No
36	GOM_NL__2PRFIN20110426_070659_00000443102_00006_47865_8401.N1	26-APR-2011 07:06:59	Bright	44.000	180	27Gam Boo	3.0400	8000.0	88	47865	No
37	GOM_NL__2PRFIN20110426_070858_00000573102_00006_47865_8402.N1	26-APR-2011 07:08:58	Bright	57.000	39	85Eta UMa	1.8540	24000.	114	47865	No
38	GOM_NL__2PRFIN20110426_071623_00000393102_00006_47865_8403.N1	26-APR-2011 07:16:23	Bright	39.000	60	7Bet UMi	2.0810	3950.0	78	47865	No
39	GOM_NL__2PRFIN20110426_072633_00000423102_00006_47865_8404.N1	26-APR-2011 07:26:33	Bright	41.500	89	5Alp Cep	2.4510	8000.0	83	47865	No
40	GOM_NL__2PRFIN20110426_073145_00000573102_00006_47865_8405.N1	26-APR-2011 07:31:45	Bright	57.000	19	50Alp Cyg	1.2460	10500.	114	47865	No
41	GOM_NL__2PRFIN20110426_073725_00000593102_00006_47865_8406.N1	26-APR-2011 07:37:25	Bright	59.000	164	44Eta Peg	2.9480	5400.0	118	47865	No
42	GOM_NL__2PRFIN20110426_074530_00000623102_00006_47865_8407.N1	26-APR-2011 07:45:30	Dark	61.500	61	8Eps Peg	2.1000	3900.0	123	47865	No

43	GOM_NL__2PRFIN20110426_074758_00000513102_00006_47865_8408.N1	26-APR-2011 07:47:58	Dark	50.500	162	34Alp Aqr	2.9440	5350.0	101	47865	No
44	GOM_NL__2PRFIN20110426_075117_00000553102_00006_47865_8409.N1	26-APR-2011 07:51:17	Dark	55.000	154	22Bet Aqr	2.8990	5700.0	110	47865	No
45	GOM_NL__2PRFIN20110426_081253_00000453102_00007_47866_8420.N1	26-APR-2011 08:12:53	Straylight	45.000	141	Bet Ara	2.8400	4600.0	90	47866	No
46	GOM_NL__2PRFIN20110426_081427_00000613102_00007_47866_8421.N1	26-APR-2011 08:14:27	Straylight	61.000	40	The Sco	1.8590	7100.0	122	47866	No
47	GOM_NL__2PRFIN20110426_081605_00000633102_00007_47866_8422.N1	26-APR-2011 08:16:05	Straylight	62.500	25	35Lam Sco	1.6200	28000.	125	47866	No
48	GOM_NL__2PRFIN20110426_081927_00000653102_00007_47866_8423.N1	26-APR-2011 08:19:27	Straylight	64.500	75	26Eps Sco	2.2910	4250.0	129	47866	No
49	GOM_NL__2PRFIN20110426_082323_00000513102_00007_47866_8424.N1	26-APR-2011 08:23:23	Tw_i_and_stray	51.000	16	21Alp Sco	1.0200	3000.0	102	47866	No
50	GOM_NL__2PRFIN20110426_082551_00000683102_00007_47866_8425.N1	26-APR-2011 08:25:51	Tw_i_and_stray	67.500	80	7Del Sco	2.3160	30000.	135	47866	No
51	GOM_NL__2PRFIN20110426_082915_00000463102_00007_47866_8426.N1	26-APR-2011 08:29:15	Bright	46.000	122	9Alp2Lib	2.7470	9700.0	92	47866	No
52	GOM_NL__2PRFIN20110426_083142_00000543102_00007_47866_8427.N1	26-APR-2011 08:31:42	Bright	53.500	104	27Bet Lib	2.6140	13100.	107	47866	No
53	GOM_NL__2PRFIN20110426_084014_00000423102_00007_47866_8428.N1	26-APR-2011 08:40:14	Bright	41.500	111	8Eta Boo	2.6800	6000.0	83	47866	No
54	GOM_NL__2PRFIN20110426_084416_00000513102_00007_47866_8429.N1	26-APR-2011 08:44:16	Bright	50.500	83		2.3780	11000.	101	47866	No
55	GOM_NL__2PRFIN20110426_084712_00000433102_00007_47866_8430.N1	26-APR-2011 08:47:12	Bright	43.000	180	27Gam Boo	3.0400	8000.0	86	47866	No
56	GOM_NL__2PRFIN20110426_084912_00000383102_00007_47866_8431.N1	26-APR-2011 08:49:12	Bright	37.500	39	85Eta UMa	1.8540	24000.	75	47866	No
57	GOM_NL__2PRFIN20110426_085636_00000383102_00007_47866_8432.N1	26-APR-2011 08:56:36	Bright	37.500	60	7Bet UMi	2.0810	3950.0	75	47866	No
58	GOM_NL__2PRFIN20110426_090646_00000413102_00007_47866_8433.N1	26-APR-2011 09:06:46	Bright	40.500	89	5Alp Cep	2.4510	8000.0	81	47866	No
59	GOM_NL__2PRFIN20110426_091158_00000573102_00007_47866_8434.N1	26-APR-2011 09:11:58	Bright	56.500	19	50Alp Cyg	1.2460	10500.	113	47866	No
60	GOM_NL__2PRFIN20110426_091739_00000403102_00007_47866_8435.N1	26-APR-2011 09:17:39	Bright	39.500	164	44Eta Peg	2.9480	5400.0	79	47866	No
61	GOM_NL__2PRFIN20110426_092545_00000613102_00007_47866_8436.N1	26-APR-2011 09:25:45	Dark	60.500	61	8Eps Peg	2.1000	3900.0	121	47866	No
62	GOM_NL__2PRFIN20110426_092812_00000503102_00007_47866_8437.N1	26-APR-2011 09:28:12	Dark	50.000	162	34Alp Aqr	2.9440	5350.0	100	47866	No
63	GOM_NL__2PRFIN20110426_093132_00000583102_00007_47866_8438.N1	26-APR-2011 09:31:32	Dark	57.500	154	22Bet Aqr	2.8990	5700.0	115	47866	No
64	GOM_NL__2PRFIN20110426_095307_00000433102_00008_47867_8455.N1	26-APR-2011 09:53:07	Straylight	43.000	141	Bet Ara	2.8400	4600.0	86	47867	No
65	GOM_NL__2PRFIN20110426_095442_00000553102_00008_47867_8456.N1	26-APR-2011 09:54:42	Straylight	54.500	40	The Sco	1.8590	7100.0	109	47867	No
66	GOM_NL__2PRFIN20110426_095620_00000663102_00008_47867_8457.N1	26-APR-2011 09:56:20	Straylight	65.500	25	35Lam Sco	1.6200	28000.	131	47867	No
67	GOM_NL__2PRFIN20110426_095942_00000633102_00008_47867_8458.N1	26-APR-2011 09:59:42	Straylight	63.000	75	26Eps Sco	2.2910	4250.0	126	47867	No
68	GOM_NL__2PRFIN20110426_100338_00000513102_00008_47867_8459.N1	26-APR-2011 10:03:38	Tw_i_and_stray	51.000	16	21Alp Sco	1.0200	3000.0	102	47867	No
69	GOM_NL__2PRFIN20110426_100605_00000683102_00008_47867_8460.N1	26-APR-2011 10:06:05	Tw_i_and_stray	67.500	80	7Del Sco	2.3160	30000.	135	47867	No
70	GOM_NL__2PRFIN20110426_100929_00000503102_00008_47867_8461.N1	26-APR-2011 10:09:29	Bright	49.500	122	9Alp2Lib	2.7470	9700.0	99	47867	No
71	GOM_NL__2PRFIN20110426_101156_00000573102_00008_47867_8462.N1	26-APR-2011 10:11:56	Bright	57.000	104	27Bet Lib	2.6140	13100.	114	47867	No
72	GOM_NL__2PRFIN20110426_102028_00000423102_00008_47867_8463.N1	26-APR-2011 10:20:28	Bright	41.500	111	8Eta Boo	2.6800	6000.0	83	47867	No
73	GOM_NL__2PRFIN20110426_102430_00000473102_00008_47867_8464.N1	26-APR-2011 10:24:30	Bright	46.500	83		2.3780	11000.	93	47867	No
74	GOM_NL__2PRFIN20110426_102725_00000413102_00008_47867_8465.N1	26-APR-2011 10:27:25	Bright	40.500	180	27Gam Boo	3.0400	8000.0	81	47867	No
75	GOM_NL__2PRFIN20110426_102926_00000393102_00008_47867_8466.N1	26-APR-2011 10:29:26	Bright	39.000	39	85Eta UMa	1.8540	24000.	78	47867	No
76	GOM_NL__2PRFIN20110426_103650_00000393102_00008_47867_8467.N1	26-APR-2011 10:36:50	Bright	39.000	60	7Bet UMi	2.0810	3950.0	78	47867	No
77	GOM_NL__2PRFIN20110426_104700_00000463102_00008_47867_8468.N1	26-APR-2011 10:47:00	Bright	46.000	89	5Alp Cep	2.4510	8000.0	92	47867	No
78	GOM_NL__2PRFIN20110426_105212_00000563102_00008_47867_8469.N1	26-APR-2011 10:52:12	Bright	56.000	19	50Alp Cyg	1.2460	10500.	112	47867	No
79	GOM_NL__2PRFIN20110426_105753_00000403102_00008_47867_8470.N1	26-APR-2011 10:57:53	Bright	39.500	164	44Eta Peg	2.9480	5400.0	79	47867	No
80	GOM_NL__2PRFIN20110426_110559_00000583102_00008_47867_8471.N1	26-APR-2011 11:05:59	Dark	58.000	61	8Eps Peg	2.1000	3900.0	116	47867	No
81	GOM_NL__2PRFIN20110426_110827_00000533102_00008_47867_8472.N1	26-APR-2011 11:08:27	Dark	52.500	162	34Alp Aqr	2.9440	5350.0	105	47867	No
82	GOM_NL__2PRFIN20110426_111147_00000573102_00008_47867_8473.N1	26-APR-2011 11:11:47	Dark	56.500	154	22Bet Aqr	2.8990	5700.0	113	47867	No
83	GOM_NL__2PRFIN20110426_113322_00000433102_00009_47868_8486.N1	26-APR-2011 11:33:22	Straylight	43.000	141	Bet Ara	2.8400	4600.0	86	47868	No
84	GOM_NL__2PRFIN20110426_113456_00000593102_00009_47868_8487.N1	26-APR-2011 11:34:56	Straylight	58.500	40	The Sco	1.8590	7100.0	117	47868	No
85	GOM_NL__2PRFIN20110426_113635_00000593102_00009_47868_8488.N1	26-APR-2011 11:36:35	Straylight	59.000	25	35Lam Sco	1.6200	28000.	118	47868	No
86	GOM_NL__2PRFIN20110426_113956_00000603102_00009_47868_8489.N1	26-APR-2011 11:39:56	Straylight	60.000	75	26Eps Sco	2.2910	4250.0	120	47868	No
87	GOM_NL__2PRFIN20110426_114352_00000543102_00009_47868_8490.N1	26-APR-2011 11:43:52	Tw_i_and_stray	54.000	16	21Alp Sco	1.0200	3000.0	108	47868	No
88	GOM_NL__2PRFIN20110426_114620_00000623102_00009_47868_8491.N1	26-APR-2011 11:46:20	Tw_i_and_stray	61.500	80	7Del Sco	2.3160	30000.	123	47868	No
89	GOM_NL__2PRFIN20110426_114943_00000473102_00009_47868_8492.N1	26-APR-2011 11:49:43	Bright	46.500	122	9Alp2Lib	2.7470	9700.0	93	47868	No
90	GOM_NL__2PRFIN20110426_115210_00000553102_00009_47868_8493.N1	26-APR-2011 11:52:10	Bright	55.000	104	27Bet Lib	2.6140	13100.	110	47868	No
91	GOM_NL__2PRFIN20110426_120041_00000403102_00009_47868_8494.N1	26-APR-2011 12:00:41	Bright	39.500	111	8Eta Boo	2.6800	6000.0	79	47868	No
92	GOM_NL__2PRFIN20110426_120443_00000493102_00009_47868_8495.N1	26-APR-2011 12:04:43	Bright	49.000	83		2.3780	11000.	98	47868	No
93	GOM_NL__2PRFIN20110426_120739_00000443102_00009_47868_8496.N1	26-APR-2011 12:07:39	Bright	43.500	180	27Gam Boo	3.0400	8000.0	87	47868	No
94	GOM_NL__2PRFIN20110426_120939_00000413102_00009_47868_8497.N1	26-APR-2011 12:09:39	Bright	40.500	39	85Eta UMa	1.8540	24000.	81	47868	No
95	GOM_NL__2PRFIN20110426_121704_00000373102_00009_47868_8498.N1	26-APR-2011 12:17:04	Bright	37.000	60	7Bet UMi	2.0810	3950.0	74	47868	No
96	GOM_NL__2PRFIN20110426_122714_00000403102_00009_47868_8499.N1	26-APR-2011 12:27:14	Bright	39.500	89	5Alp Cep	2.4510	8000.0	79	47868	No
97	GOM_NL__2PRFIN20110426_123225_00000573102_00009_47868_8500.N1	26-APR-2011 12:32:25	Bright	57.000	19	50Alp Cyg	1.2460	10500.	114	47868	No
98	GOM_NL__2PRFIN20110426_123807_00000413102_00009_47868_8501.N1	26-APR-2011 12:38:07	Bright	41.000	164	44Eta Peg	2.9480	5400.0	82	47868	No
99	GOM_NL__2PRFIN20110426_124614_00000643102_00009_47868_8502.N1	26-APR-2011 12:46:14	Dark	63.500	61	8Eps Peg	2.1000	3900.0	127	47868	No
100	GOM_NL__2PRFIN20110426_124841_00000533102_00009_47868_8503.N1	26-APR-2011 12:48:41	Dark	52.500	162	34Alp Aqr	2.9440	5350.0	105	47868	No
101	GOM_NL__2PRFIN20110426_125201_00000553102_00009_47868_8504.N1	26-APR-2011 12:52:01	Dark	54.500	154	22Bet Aqr	2.8990	5700.0	109	47868	No

102	GOM_NL__2PRFIN20110426_131336_000000543102_00010_47869_8557.N1	26-APR-2011 13:13:36	Straylight	53.500	141	Bet Ara	2.8400	4600.0	107	47869	No
103	GOM_NL__2PRFIN20110426_131511_000000603102_00010_47869_8558.N1	26-APR-2011 13:15:11	Straylight	59.500	40	The Sco	1.8590	7100.0	119	47869	No
104	GOM_NL__2PRFIN20110426_131650_000000683102_00010_47869_8559.N1	26-APR-2011 13:16:50	Straylight	67.500	25	35Lam Sco	1.6200	28000.	135	47869	No
105	GOM_NL__2PRFIN20110426_132011_000000653102_00010_47869_8560.N1	26-APR-2011 13:20:11	Straylight	65.000	75	26Eps Sco	2.2910	4250.0	130	47869	No
106	GOM_NL__2PRFIN20110426_132407_000000543102_00010_47869_8561.N1	26-APR-2011 13:24:07	Twi_and_stray	54.000	16	21Alp Sco	1.0200	3000.0	108	47869	No
107	GOM_NL__2PRFIN20110426_132634_000000623102_00010_47869_8562.N1	26-APR-2011 13:26:34	Twi_and_stray	62.000	80	7Del Sco	2.3160	30000.	124	47869	No
108	GOM_NL__2PRFIN20110426_132957_000000473102_00010_47869_8563.N1	26-APR-2011 13:29:57	Bright	47.000	122	9Alp2Lib	2.7470	9700.0	94	47869	No
109	GOM_NL__2PRFIN20110426_133224_000000533102_00010_47869_8564.N1	26-APR-2011 13:32:24	Bright	53.000	104	27Bet Lib	2.6140	13100.	106	47869	No
110	GOM_NL__2PRFIN20110426_134055_000000403102_00010_47869_8565.N1	26-APR-2011 13:40:55	Bright	39.500	111	8Eta Boo	2.6800	6000.0	79	47869	No
111	GOM_NL__2PRFIN20110426_134456_000000503102_00010_47869_8566.N1	26-APR-2011 13:44:56	Bright	49.500	83		2.3780	11000.	99	47869	No
112	GOM_NL__2PRFIN20110426_134752_000000443102_00010_47869_8567.N1	26-APR-2011 13:47:52	Bright	43.500	180	27Gam Boo	3.0400	8000.0	87	47869	No
113	GOM_NL__2PRFIN20110426_134953_000000393102_00010_47869_8568.N1	26-APR-2011 13:49:53	Bright	38.500	39	85Eta UMa	1.8540	24000.	77	47869	No
114	GOM_NL__2PRFIN20110426_135717_000000403102_00010_47869_8569.N1	26-APR-2011 13:57:17	Bright	40.000	60	7Bet UMi	2.0810	3950.0	80	47869	No
115	GOM_NL__2PRFIN20110426_140728_000000403102_00010_47869_8570.N1	26-APR-2011 14:07:28	Bright	39.500	89	5Alp Cep	2.4510	8000.0	79	47869	No
116	GOM_NL__2PRFIN20110426_141239_000000583102_00010_47869_8571.N1	26-APR-2011 14:12:39	Bright	58.000	19	50Alp Cyg	1.2460	10500.	116	47869	No
117	GOM_NL__2PRFIN20110426_141821_000000423102_00010_47869_8572.N1	26-APR-2011 14:18:21	Bright	42.000	164	44Eta Peg	2.9480	5400.0	84	47869	No
118	GOM_NL__2PRFIN20110426_142629_000000613102_00010_47869_8573.N1	26-APR-2011 14:26:29	Dark	60.500	61	8Eps Peg	2.1000	3900.0	121	47869	No
119	GOM_NL__2PRFIN20110426_142856_000000503102_00010_47869_8574.N1	26-APR-2011 14:28:56	Dark	49.500	162	34Alp Aqr	2.9440	5350.0	99	47869	No
120	GOM_NL__2PRFIN20110426_143216_000000563102_00010_47869_8575.N1	26-APR-2011 14:32:16	Dark	55.500	154	22Bet Aqr	2.8990	5700.0	111	47869	No
121	GOM_NL__2PRFIN20110426_145351_000000463102_00011_47870_8580.N1	26-APR-2011 14:53:51	Straylight	46.000	141	Bet Ara	2.8400	4600.0	92	47870	No
122	GOM_NL__2PRFIN20110426_145526_000000523102_00011_47870_8581.N1	26-APR-2011 14:55:26	Straylight	52.000	40	The Sco	1.8590	7100.0	104	47870	No
123	GOM_NL__2PRFIN20110426_145705_000000643102_00011_47870_8582.N1	26-APR-2011 14:57:05	Straylight	63.500	25	35Lam Sco	1.6200	28000.	127	47870	No
124	GOM_NL__2PRFIN20110426_150026_000000653102_00011_47870_8583.N1	26-APR-2011 15:00:26	Straylight	65.000	75	26Eps Sco	2.2910	4250.0	130	47870	No
125	GOM_NL__2PRFIN20110426_150422_000000583102_00011_47870_8584.N1	26-APR-2011 15:04:22	Twi_and_stray	58.000	16	21Alp Sco	1.0200	3000.0	116	47870	No
126	GOM_NL__2PRFIN20110426_150648_000000633102_00011_47870_8585.N1	26-APR-2011 15:06:48	Twi_and_stray	63.000	80	7Del Sco	2.3160	30000.	126	47870	No
127	GOM_NL__2PRFIN20110426_151011_000000493102_00011_47870_8586.N1	26-APR-2011 15:10:11	Bright	49.000	122	9Alp2Lib	2.7470	9700.0	98	47870	No
128	GOM_NL__2PRFIN20110426_151237_000000523102_00011_47870_8587.N1	26-APR-2011 15:12:37	Bright	51.500	104	27Bet Lib	2.6140	13100.	103	47870	No
129	GOM_NL__2PRFIN20110426_152109_000000403102_00011_47870_8588.N1	26-APR-2011 15:21:09	Bright	39.500	111	8Eta Boo	2.6800	6000.0	79	47870	No
130	GOM_NL__2PRFIN20110426_152510_000000483102_00011_47870_8589.N1	26-APR-2011 15:25:10	Bright	47.500	83		2.3780	11000.	95	47870	No
131	GOM_NL__2PRFIN20110426_152806_000000423102_00011_47870_8590.N1	26-APR-2011 15:28:06	Bright	42.000	180	27Gam Boo	3.0400	8000.0	84	47870	No
132	GOM_NL__2PRFIN20110426_153007_000000383102_00011_47870_8591.N1	26-APR-2011 15:30:07	Bright	37.500	39	85Eta UMa	1.8540	24000.	75	47870	No
133	GOM_NL__2PRFIN20110426_153731_000000423102_00011_47870_8592.N1	26-APR-2011 15:37:31	Bright	42.000	60	7Bet UMi	2.0810	3950.0	84	47870	No
134	GOM_NL__2PRFIN20110426_154741_000000423102_00011_47870_8593.N1	26-APR-2011 15:47:41	Bright	41.500	89	5Alp Cep	2.4510	8000.0	83	47870	No
135	GOM_NL__2PRFIN20110426_155253_000000583102_00011_47870_8594.N1	26-APR-2011 15:52:53	Bright	57.500	19	50Alp Cyg	1.2460	10500.	115	47870	No
136	GOM_NL__2PRFIN20110426_155836_000000493102_00011_47870_8595.N1	26-APR-2011 15:58:36	Bright	48.500	164	44Eta Peg	2.9480	5400.0	97	47870	No
137	GOM_NL__2PRFIN20110426_160643_000000593102_00011_47870_8596.N1	26-APR-2011 16:06:43	Dark	59.000	61	8Eps Peg	2.1000	3900.0	118	47870	No
138	GOM_NL__2PRFIN20110426_160911_000000523102_00011_47870_8597.N1	26-APR-2011 16:09:11	Dark	52.000	162	34Alp Aqr	2.9440	5350.0	104	47870	No
139	GOM_NL__2PRFIN20110426_161231_000000563102_00011_47870_8598.N1	26-APR-2011 16:12:31	Dark	55.500	154	22Bet Aqr	2.8990	5700.0	111	47870	No
140	GOM_NL__2PRFIN20110426_163406_000000443102_00012_47871_8625.N1	26-APR-2011 16:34:06	Straylight	43.500	141	Bet Ara	2.8400	4600.0	87	47871	No
141	GOM_NL__2PRFIN20110426_163541_000000533102_00012_47871_8626.N1	26-APR-2011 16:35:41	Straylight	52.500	40	The Sco	1.8590	7100.0	105	47871	No
142	GOM_NL__2PRFIN20110426_163720_000000643102_00012_47871_8627.N1	26-APR-2011 16:37:20	Straylight	64.000	25	35Lam Sco	1.6200	28000.	128	47871	No
143	GOM_NL__2PRFIN20110426_164041_000000663102_00012_47871_8628.N1	26-APR-2011 16:40:41	Straylight	65.500	75	26Eps Sco	2.2910	4250.0	131	47871	No
144	GOM_NL__2PRFIN20110426_164436_000000583102_00012_47871_8629.N1	26-APR-2011 16:44:36	Twi_and_stray	58.000	16	21Alp Sco	1.0200	3000.0	116	47871	No
145	GOM_NL__2PRFIN20110426_164703_000000693102_00012_47871_8630.N1	26-APR-2011 16:47:03	Twi_and_stray	68.500	80	7Del Sco	2.3160	30000.	137	47871	No
146	GOM_NL__2PRFIN20110426_165025_000000483102_00012_47871_8631.N1	26-APR-2011 16:50:25	Bright	47.500	122	9Alp2Lib	2.7470	9700.0	95	47871	No
147	GOM_NL__2PRFIN20110426_165251_000000533102_00012_47871_8632.N1	26-APR-2011 16:52:51	Bright	52.500	104	27Bet Lib	2.6140	13100.	105	47871	No
148	GOM_NL__2PRFIN20110426_170122_000000403102_00012_47871_8633.N1	26-APR-2011 17:01:22	Bright	39.500	111	8Eta Boo	2.6800	6000.0	79	47871	No
149	GOM_NL__2PRFIN20110426_170523_000000483102_00012_47871_8634.N1	26-APR-2011 17:05:23	Bright	47.500	83		2.3780	11000.	95	47871	No
150	GOM_NL__2PRFIN20110426_170819_000000433102_00012_47871_8635.N1	26-APR-2011 17:08:19	Bright	43.000	180	27Gam Boo	3.0400	8000.0	86	47871	No
151	GOM_NL__2PRFIN20110426_171021_000000393102_00012_47871_8636.N1	26-APR-2011 17:10:21	Bright	38.500	39	85Eta UMa	1.8540	24000.	77	47871	No
152	GOM_NL__2PRFIN20110426_171745_000000403102_00012_47871_8637.N1	26-APR-2011 17:17:45	Bright	39.500	60	7Bet UMi	2.0810	3950.0	79	47871	No
153	GOM_NL__2PRFIN20110426_172755_000000423102_00012_47871_8638.N1	26-APR-2011 17:27:55	Bright	42.000	89	5Alp Cep	2.4510	8000.0	84	47871	No
154	GOM_NL__2PRFIN20110426_173306_000000553102_00012_47871_8639.N1	26-APR-2011 17:33:06	Bright	55.000	19	50Alp Cyg	1.2460	10500.	110	47871	No
155	GOM_NL__2PRFIN20110426_173849_000000433102_00012_47871_8640.N1	26-APR-2011 17:38:49	Bright	42.500	164	44Eta Peg	2.9480	5400.0	85	47871	No
156	GOM_NL__2PRFIN20110426_174658_000000603102_00012_47871_8641.N1	26-APR-2011 17:46:58	Dark	60.000	61	8Eps Peg	2.1000	3900.0	120	47871	No
157	GOM_NL__2PRFIN20110426_174926_000000533102_00012_47871_8642.N1	26-APR-2011 17:49:26	Dark	52.500	162	34Alp Aqr	2.9440	5350.0	105	47871	No
158	GOM_NL__2PRFIN20110426_175246_000000583102_00012_47871_8643.N1	26-APR-2011 17:52:46	Dark	58.000	154	22Bet Aqr	2.8990	5700.0	116	47871	No
159	GOM_NL__2PRFIN20110426_181420_000000443102_00013_47872_8655.N1	26-APR-2011 18:14:20	Straylight	43.500	141	Bet Ara	2.8400	4600.0	87	47872	No
160	GOM_NL__2PRFIN20110426_181556_000000513102_00013_47872_8656.N1	26-APR-2011 18:15:56	Straylight	50.500	40	The Sco	1.8590	7100.0	101	47872	No

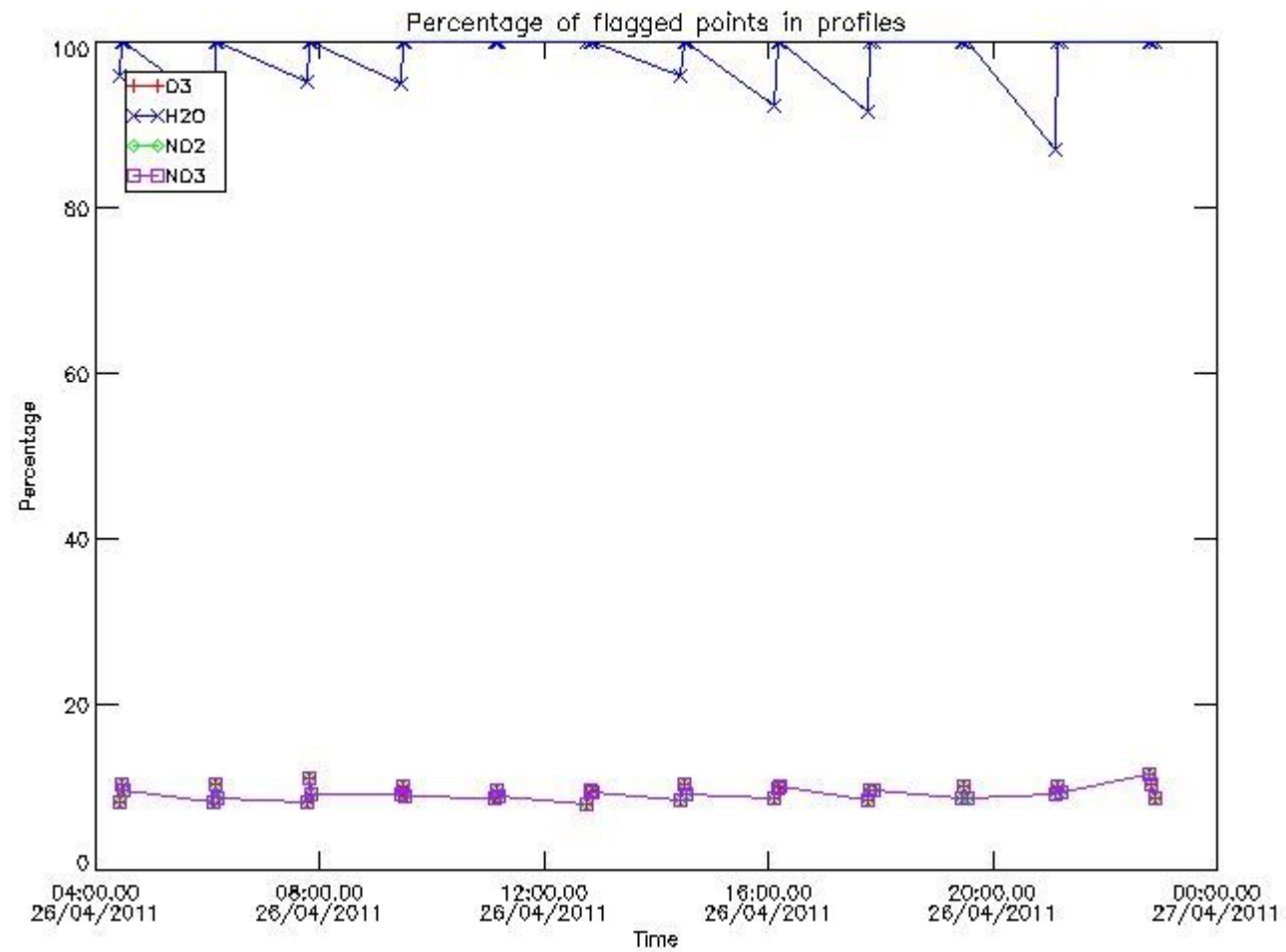
161	GOM_NL__2PRFIN20110426_181735_000000653102_00013_47872_8657.N1	26-APR-2011 18:17:35	Straylight	64.500	25	35Lam Sco	1.6200	28000.	129	47872	No
162	GOM_NL__2PRFIN20110426_182055_000000653102_00013_47872_8658.N1	26-APR-2011 18:20:55	Straylight	65.000	75	26Eps Sco	2.2910	4250.0	130	47872	No
163	GOM_NL__2PRFIN20110426_182451_000000613102_00013_47872_8659.N1	26-APR-2011 18:24:51	Tw_i_and_stray	61.000	16	21Alp Sco	1.0200	3000.0	122	47872	No
164	GOM_NL__2PRFIN20110426_182717_000000693102_00013_47872_8660.N1	26-APR-2011 18:27:17	Tw_i_and_stray	68.500	80	7Del Sco	2.3160	30000.	137	47872	No
165	GOM_NL__2PRFIN20110426_183039_000000463102_00013_47872_8661.N1	26-APR-2011 18:30:39	Bright	46.000	122	9Alp2Lib	2.7470	9700.0	92	47872	No
166	GOM_NL__2PRFIN20110426_183305_000000533102_00013_47872_8662.N1	26-APR-2011 18:33:05	Bright	52.500	104	27Bet Lib	2.6140	13100.	105	47872	No
167	GOM_NL__2PRFIN20110426_184136_000000403102_00013_47872_8663.N1	26-APR-2011 18:41:36	Bright	39.500	111	8Eta Boo	2.6800	6000.0	79	47872	No
168	GOM_NL__2PRFIN20110426_184536_000000503102_00013_47872_8664.N1	26-APR-2011 18:45:36	Bright	49.500	83		2.3780	11000.	99	47872	No
169	GOM_NL__2PRFIN20110426_184833_000000443102_00013_47872_8665.N1	26-APR-2011 18:48:33	Bright	43.500	180	27Gam Boo	3.0400	8000.0	87	47872	No
170	GOM_NL__2PRFIN20110426_185034_000000393102_00013_47872_8666.N1	26-APR-2011 18:50:34	Bright	39.000	39	85Eta UMa	1.8540	24000.	78	47872	No
171	GOM_NL__2PRFIN20110426_185759_000000403102_00013_47872_8667.N1	26-APR-2011 18:57:59	Bright	40.000	60	7Bet UMi	2.0810	3950.0	80	47872	No
172	GOM_NL__2PRFIN20110426_190809_000000433102_00013_47872_8668.N1	26-APR-2011 19:08:09	Bright	42.500	89	5Alp Cep	2.4510	8000.0	85	47872	No
173	GOM_NL__2PRFIN20110426_191320_000000573102_00013_47872_8669.N1	26-APR-2011 19:13:20	Bright	57.000	19	50Alp Cyg	1.2460	10500.	114	47872	No
174	GOM_NL__2PRFIN20110426_191904_000000433102_00013_47872_8670.N1	26-APR-2011 19:19:04	Bright	42.500	164	44Eta Peg	2.9480	5400.0	85	47872	No
175	GOM_NL__2PRFIN20110426_192713_000000593102_00013_47872_8671.N1	26-APR-2011 19:27:13	Dark	59.000	61	8Eps Peg	2.1000	3900.0	118	47872	No
176	GOM_NL__2PRFIN20110426_192940_000000503102_00013_47872_8672.N1	26-APR-2011 19:29:40	Dark	50.000	162	34Alp Aqr	2.9440	5350.0	100	47872	No
177	GOM_NL__2PRFIN20110426_193301_000000583102_00013_47872_8673.N1	26-APR-2011 19:33:01	Dark	58.000	154	22Bet Aqr	2.8990	5700.0	116	47872	No
178	GOM_NL__2PRFIN20110426_195435_000000433102_00014_47873_8685.N1	26-APR-2011 19:54:35	Straylight	43.000	141	Bet Ara	2.8400	4600.0	86	47873	No
179	GOM_NL__2PRFIN20110426_195611_000000543102_00014_47873_8686.N1	26-APR-2011 19:56:11	Straylight	53.500	40	The Sco	1.8590	7100.0	107	47873	No
180	GOM_NL__2PRFIN20110426_195751_000000613102_00014_47873_8687.N1	26-APR-2011 19:57:51	Straylight	61.000	25	35Lam Sco	1.6200	28000.	122	47873	No
181	GOM_NL__2PRFIN20110426_200110_000000663102_00014_47873_8688.N1	26-APR-2011 20:01:10	Straylight	66.000	75	26Eps Sco	2.2910	4250.0	132	47873	No
182	GOM_NL__2PRFIN20110426_200505_000000613102_00014_47873_8689.N1	26-APR-2011 20:05:05	Tw_i_and_stray	61.000	16	21Alp Sco	1.0200	3000.0	122	47873	No
183	GOM_NL__2PRFIN20110426_200731_000000703102_00014_47873_8690.N1	26-APR-2011 20:07:31	Tw_i_and_stray	69.500	80	7Del Sco	2.3160	30000.	139	47873	No
184	GOM_NL__2PRFIN20110426_201053_000000473102_00014_47873_8691.N1	26-APR-2011 20:10:53	Bright	47.000	122	9Alp2Lib	2.7470	9700.0	94	47873	No
185	GOM_NL__2PRFIN20110426_201319_000000493102_00014_47873_8692.N1	26-APR-2011 20:13:19	Bright	49.000	104	27Bet Lib	2.6140	13100.	98	47873	No
186	GOM_NL__2PRFIN20110426_202150_000000413102_00014_47873_8693.N1	26-APR-2011 20:21:50	Bright	40.500	111	8Eta Boo	2.6800	6000.0	81	47873	No
187	GOM_NL__2PRFIN20110426_202550_000000463102_00014_47873_8694.N1	26-APR-2011 20:25:50	Bright	46.000	83		2.3780	11000.	92	47873	No
188	GOM_NL__2PRFIN20110426_202846_000000423102_00014_47873_8695.N1	26-APR-2011 20:28:46	Bright	41.500	180	27Gam Boo	3.0400	8000.0	83	47873	No
189	GOM_NL__2PRFIN20110426_203048_000000403102_00014_47873_8696.N1	26-APR-2011 20:30:48	Bright	40.000	39	85Eta UMa	1.8540	24000.	80	47873	No
190	GOM_NL__2PRFIN20110426_203812_000000423102_00014_47873_8697.N1	26-APR-2011 20:38:12	Bright	41.500	60	7Bet UMi	2.0810	3950.0	83	47873	No
191	GOM_NL__2PRFIN20110426_204822_000000393102_00014_47873_8698.N1	26-APR-2011 20:48:22	Bright	39.000	89	5Alp Cep	2.4510	8000.0	78	47873	No
192	GOM_NL__2PRFIN20110426_205334_000000573102_00014_47873_8699.N1	26-APR-2011 20:53:34	Bright	56.500	19	50Alp Cyg	1.2460	10500.	113	47873	No
193	GOM_NL__2PRFIN20110426_205918_000000503102_00014_47873_8700.N1	26-APR-2011 20:59:18	Bright	50.000	164	44Eta Peg	2.9480	5400.0	100	47873	No
194	GOM_NL__2PRFIN20110426_210727_000000623102_00014_47873_8701.N1	26-APR-2011 21:07:27	Dark	61.500	61	8Eps Peg	2.1000	3900.0	123	47873	No
195	GOM_NL__2PRFIN20110426_210955_000000503102_00014_47873_8702.N1	26-APR-2011 21:09:55	Dark	50.000	162	34Alp Aqr	2.9440	5350.0	100	47873	No
196	GOM_NL__2PRFIN20110426_211316_000000543102_00014_47873_8703.N1	26-APR-2011 21:13:16	Dark	54.000	154	22Bet Aqr	2.8990	5700.0	108	47873	No
197	GOM_NL__2PRFIN20110426_213450_000000443102_00015_47874_8767.N1	26-APR-2011 21:34:50	Straylight	44.000	141	Bet Ara	2.8400	4600.0	88	47874	No
198	GOM_NL__2PRFIN20110426_213626_000000603102_00015_47874_8768.N1	26-APR-2011 21:36:26	Straylight	60.000	40	The Sco	1.8590	7100.0	120	47874	No
199	GOM_NL__2PRFIN20110426_213805_000000583102_00015_47874_8769.N1	26-APR-2011 21:38:05	Straylight	57.500	25	35Lam Sco	1.6200	28000.	115	47874	No
200	GOM_NL__2PRFIN20110426_214125_000000643102_00015_47874_8770.N1	26-APR-2011 21:41:25	Straylight	63.500	75	26Eps Sco	2.2910	4250.0	127	47874	No
201	GOM_NL__2PRFIN20110426_214520_000000653102_00015_47874_8771.N1	26-APR-2011 21:45:20	Tw_i_and_stray	65.000	16	21Alp Sco	1.0200	3000.0	130	47874	No
202	GOM_NL__2PRFIN20110426_214746_000000643102_00015_47874_8772.N1	26-APR-2011 21:47:46	Tw_i_and_stray	64.000	80	7Del Sco	2.3160	30000.	128	47874	No
203	GOM_NL__2PRFIN20110426_215107_000000513102_00015_47874_8773.N1	26-APR-2011 21:51:07	Bright	50.500	122	9Alp2Lib	2.7470	9700.0	101	47874	No
204	GOM_NL__2PRFIN20110426_215333_000000523102_00015_47874_8774.N1	26-APR-2011 21:53:33	Bright	51.500	104	27Bet Lib	2.6140	13100.	103	47874	No
205	GOM_NL__2PRFIN20110426_220204_000000403102_00015_47874_8775.N1	26-APR-2011 22:02:04	Bright	39.500	111	8Eta Boo	2.6800	6000.0	79	47874	No
206	GOM_NL__2PRFIN20110426_220603_000000483102_00015_47874_8776.N1	26-APR-2011 22:06:03	Bright	48.000	83		2.3780	11000.	96	47874	No
207	GOM_NL__2PRFIN20110426_220900_000000423102_00015_47874_8777.N1	26-APR-2011 22:09:00	Bright	42.000	180	27Gam Boo	3.0400	8000.0	84	47874	No
208	GOM_NL__2PRFIN20110426_221102_000000383102_00015_47874_8778.N1	26-APR-2011 22:11:02	Bright	37.500	39	85Eta UMa	1.8540	24000.	75	47874	No
209	GOM_NL__2PRFIN20110426_221826_000000413102_00015_47874_8779.N1	26-APR-2011 22:18:26	Bright	40.500	60	7Bet UMi	2.0810	3950.0	81	47874	No
210	GOM_NL__2PRFIN20110426_222836_000000423102_00015_47874_8780.N1	26-APR-2011 22:28:36	Bright	42.000	89	5Alp Cep	2.4510	8000.0	84	47874	No
211	GOM_NL__2PRFIN20110426_223347_000000573102_00015_47874_8781.N1	26-APR-2011 22:33:47	Bright	57.000	19	50Alp Cyg	1.2460	10500.	114	47874	No
212	GOM_NL__2PRFIN20110426_223932_000000413102_00015_47874_8782.N1	26-APR-2011 22:39:32	Bright	41.000	164	44Eta Peg	2.9480	5400.0	82	47874	No
213	GOM_NL__2PRFIN20110426_224742_000000623102_00015_47874_8783.N1	26-APR-2011 22:47:42	Dark	62.000	61	8Eps Peg	2.1000	3900.0	124	47874	No
214	GOM_NL__2PRFIN20110426_225010_000000503102_00015_47874_8784.N1	26-APR-2011 22:50:10	Dark	49.500	162	34Alp Aqr	2.9440	5350.0	99	47874	No
215	GOM_NL__2PRFIN20110426_225331_000000583102_00015_47874_8785.N1	26-APR-2011 22:53:31	Dark	58.000	154	22Bet Aqr	2.8990	5700.0	116	47874	No
216	GOM_NL__2PRFIN20110426_231504_000000433102_00016_47875_8780.N1	26-APR-2011 23:15:04	Straylight	43.000	141	Bet Ara	2.8400	4600.0	86	47875	No
217	GOM_NL__2PRFIN20110426_231641_000000613102_00016_47875_8781.N1	26-APR-2011 23:16:41	Straylight	60.500	40	The Sco	1.8590	7100.0	121	47875	No
218	GOM_NL__2PRFIN20110426_231820_000000633102_00016_47875_8782.N1	26-APR-2011 23:18:20	Straylight	63.000	25	35Lam Sco	1.6200	28000.	126	47875	No
219	GOM_NL__2PRFIN20110426_232140_000000643102_00016_47875_8783.N1	26-APR-2011 23:21:40	Straylight	63.500	75	26Eps Sco	2.2910	4250.0	127	47875	No

220	GOM_NL__2PRFIN20110426_232534_000000653102_00016_47875_8784.N1	26-APR-2011 23:25:34	Twilight_stray	65.000	16	21Alp Sco	1.0200	3000.0	130	47875	No
221	GOM_NL__2PRFIN20110426_232800_000000663102_00016_47875_8785.N1	26-APR-2011 23:28:00	Twilight_stray	65.500	80	7Del Sco	2.3160	30000.	131	47875	No
222	GOM_NL__2PRFIN20110426_233121_000000473102_00016_47875_8786.N1	26-APR-2011 23:31:21	Bright	46.500	122	9Alp2Lib	2.7470	9700.0	93	47875	No
223	GOM_NL__2PRFIN20110426_233347_000000523102_00016_47875_8787.N1	26-APR-2011 23:33:47	Bright	52.000	104	27Bet Lib	2.6140	13100.	104	47875	No
224	GOM_NL__2PRFIN20110426_234217_000000403102_00016_47875_8788.N1	26-APR-2011 23:42:17	Bright	39.500	111	8Eta Boo	2.6800	6000.0	79	47875	No
225	GOM_NL__2PRFIN20110426_234616_000000493102_00016_47875_8789.N1	26-APR-2011 23:46:16	Bright	48.500	83		2.3780	11000.	97	47875	No
226	GOM_NL__2PRFIN20110426_234913_000000413102_00016_47875_8790.N1	26-APR-2011 23:49:13	Bright	41.000	180	27Gam Boo	3.0400	8000.0	82	47875	No
227	GOM_NL__2PRFIN20110426_235115_000000473102_00016_47875_8791.N1	26-APR-2011 23:51:15	Bright	46.500	39	85Eta UMa	1.8540	24000.	93	47875	No
228	GOM_NL__2PRFIN20110426_235840_000000403102_00016_47875_8792.N1	26-APR-2011 23:58:40	Bright	40.000	60	7Bet UMi	2.0810	3950.0	80	47875	No

3. Quality information per product

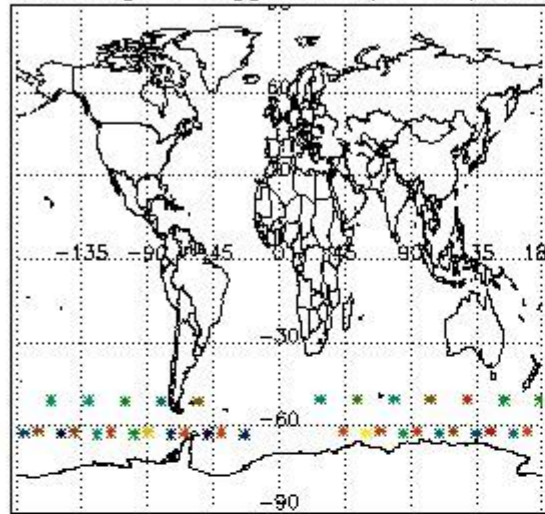
In this section it is plotted some information contained in the Quality Summary data set of the level 2 products. Only products in dark limb conditions and without errors (error flag in the MPH set to "0") are used.

3.1 Plot quality information per product (time dependant)

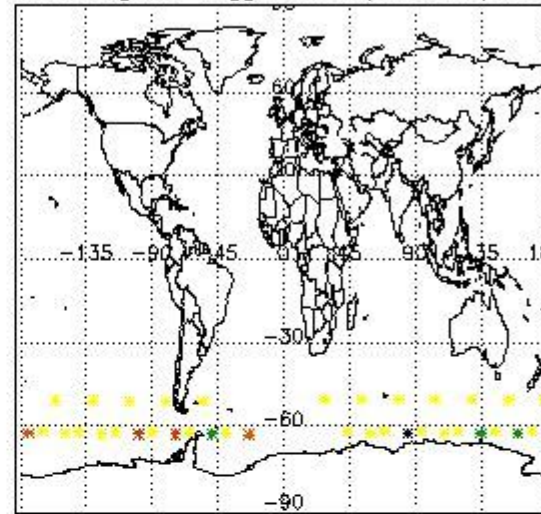


3.2 Plot quality information per product (world map)

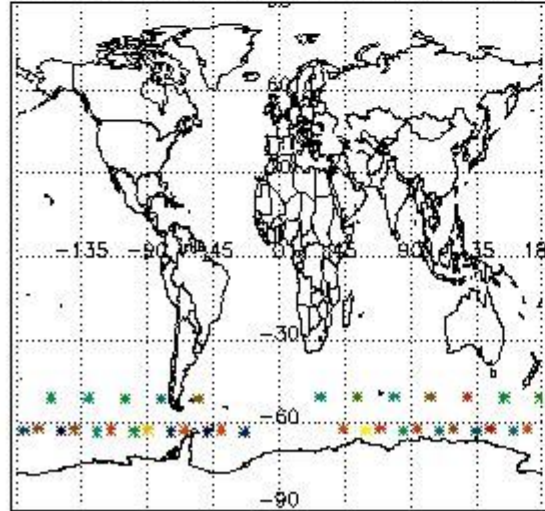
Percentage of flagged data per O3 profile



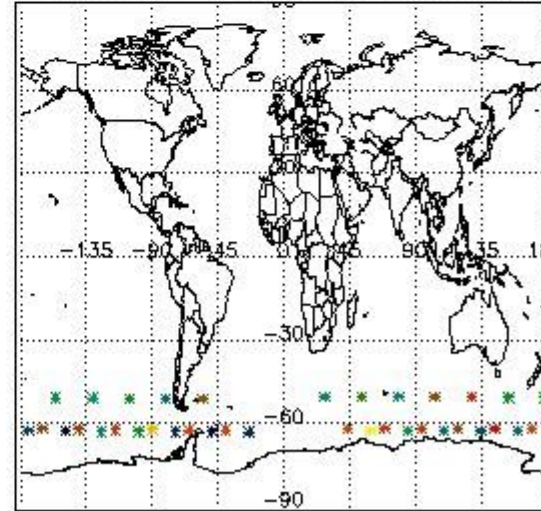
Percentage of flagged data per H2O profile



Percentage of flagged data per NO2 profile



Percentage of flagged data per NO3 profile

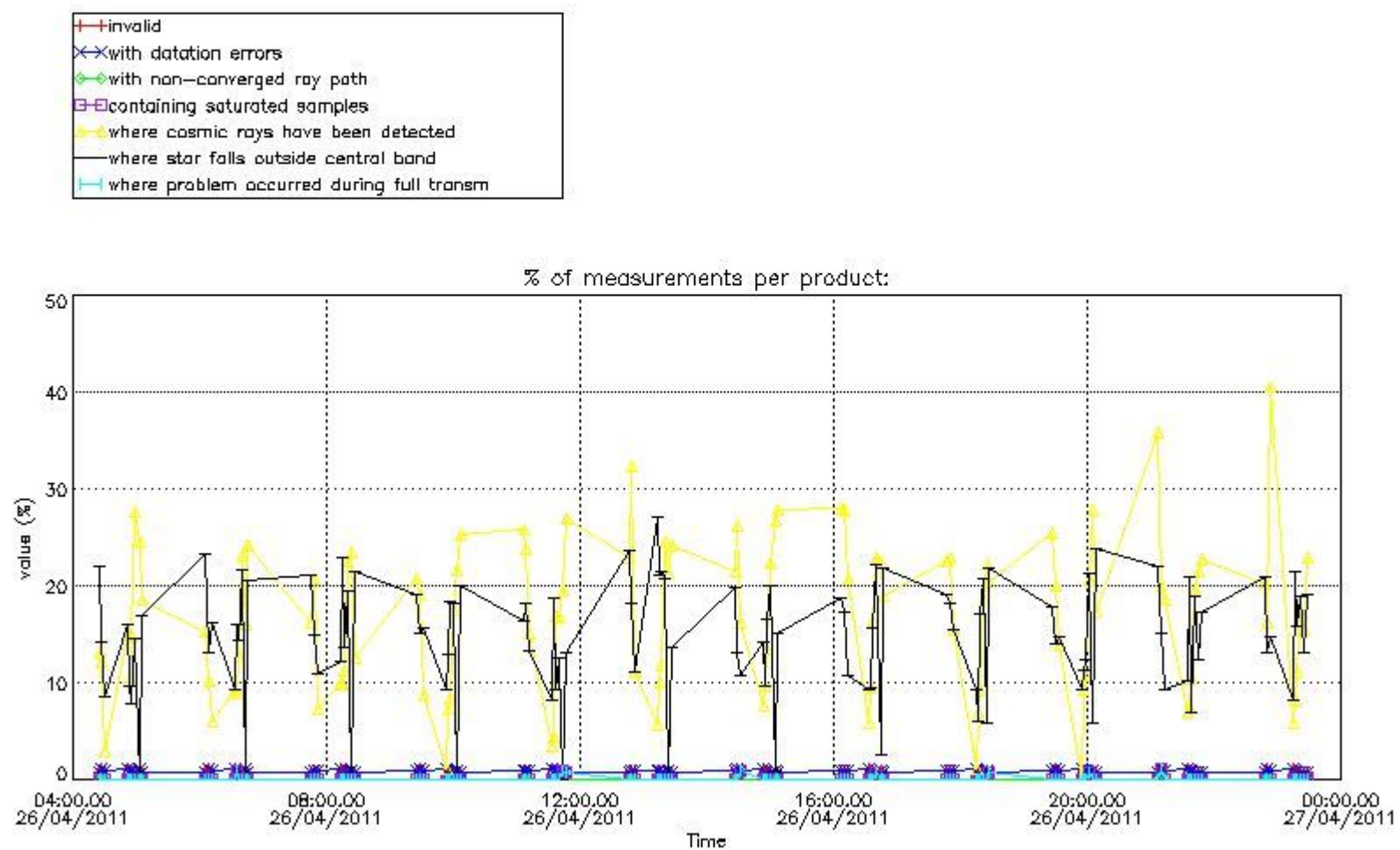


4. Level 1 quality information per product

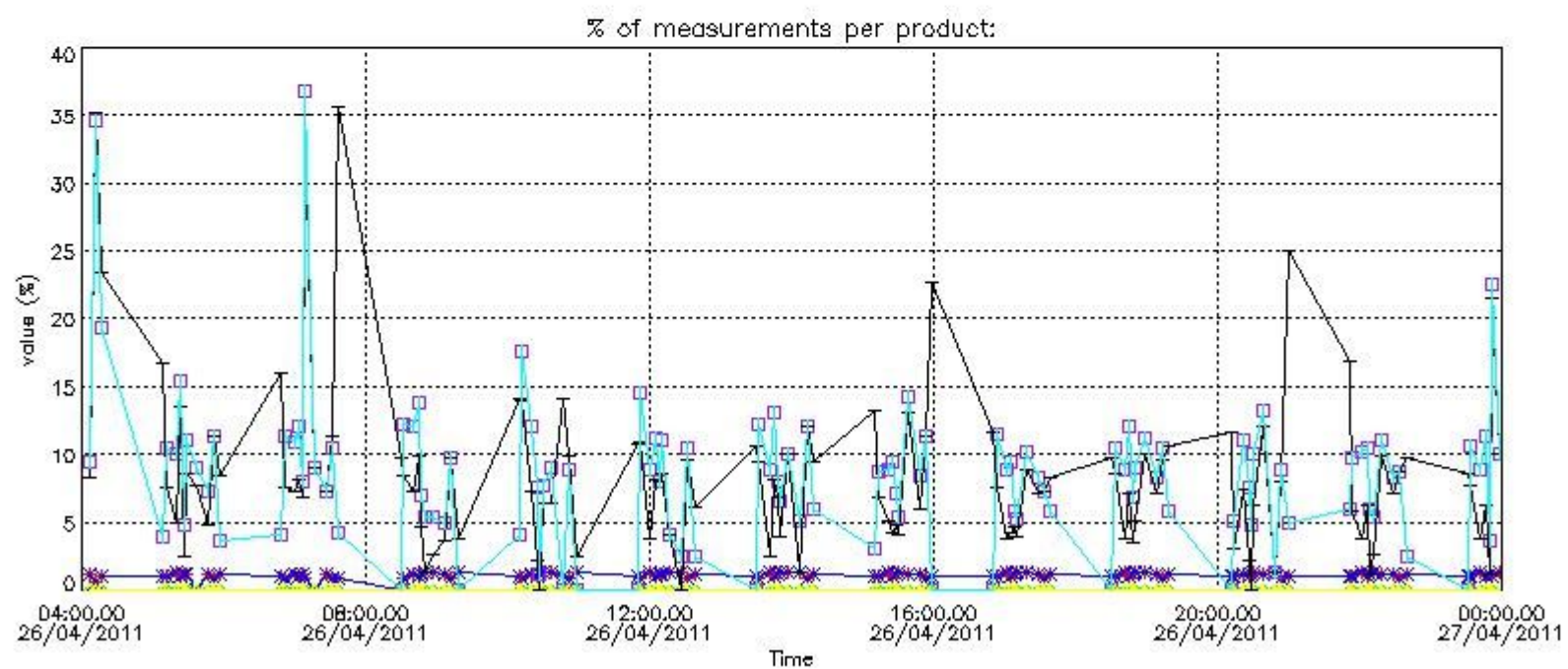
In this section it is plotted some information contained in the Quality Summary data set of the level 2 products that comes from the level 1b processing. Products without errors (error flag in the MPH set to "0") are used.

4.1 Plot quality information per product (time dependant) coming from level 1b processing

4.1.1 Plot level 1 quality information per product (time dependant): ENVISAT ASCENDING passes



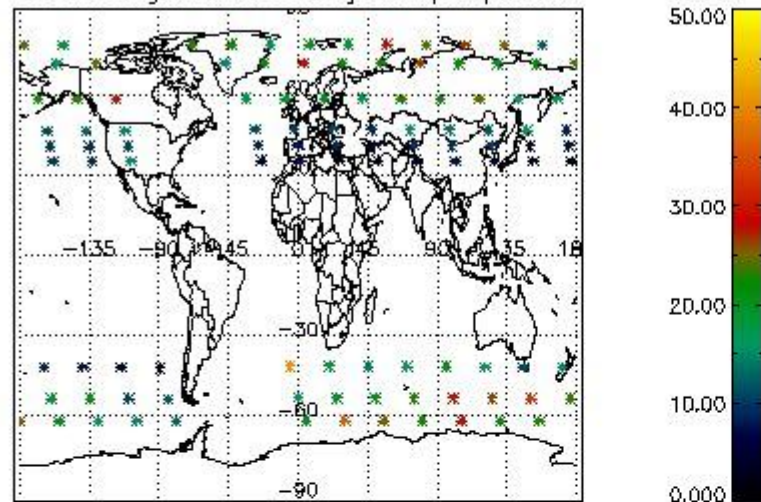
4.1.2 Plot level 1 quality information per product (time dependant): ENVI SAT DESCENDING passes



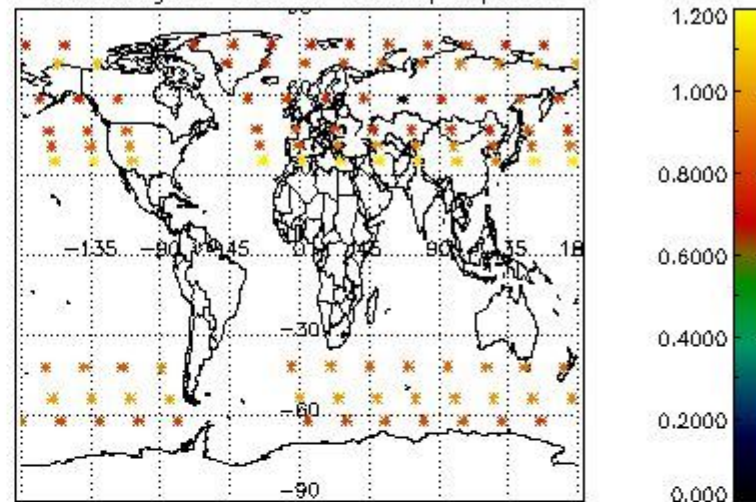
4.2 Plot quality information per product coming from level 1b processing (world map)

4.2.1 Plot level 1 quality information per product (world map): ENVISAT ASCENDING passes

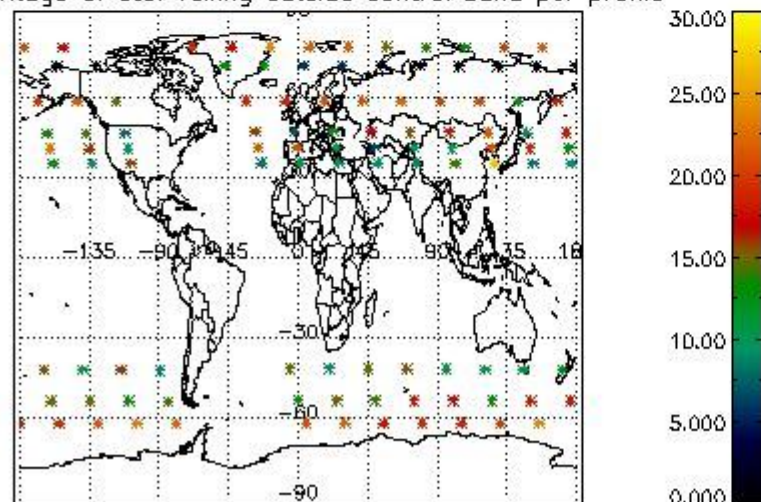
Percentage of cosmic ray hits per profile



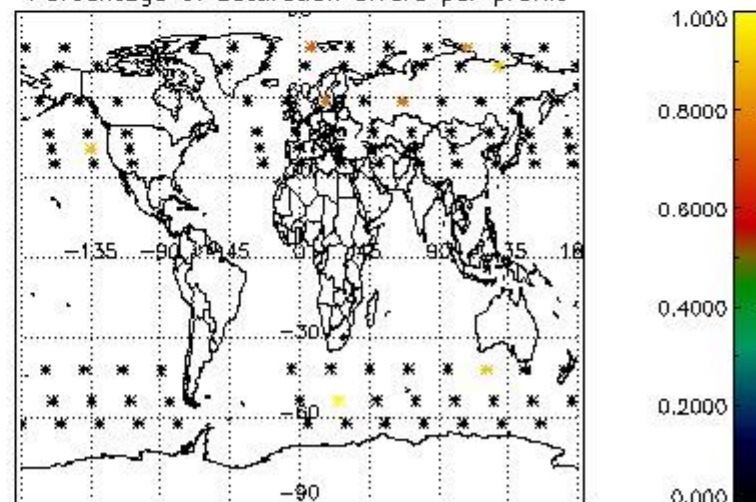
Percentage of datation errors per profile



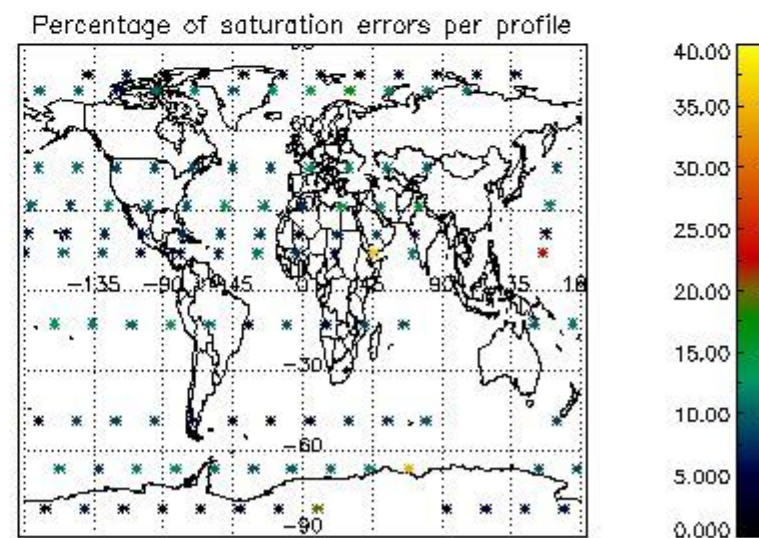
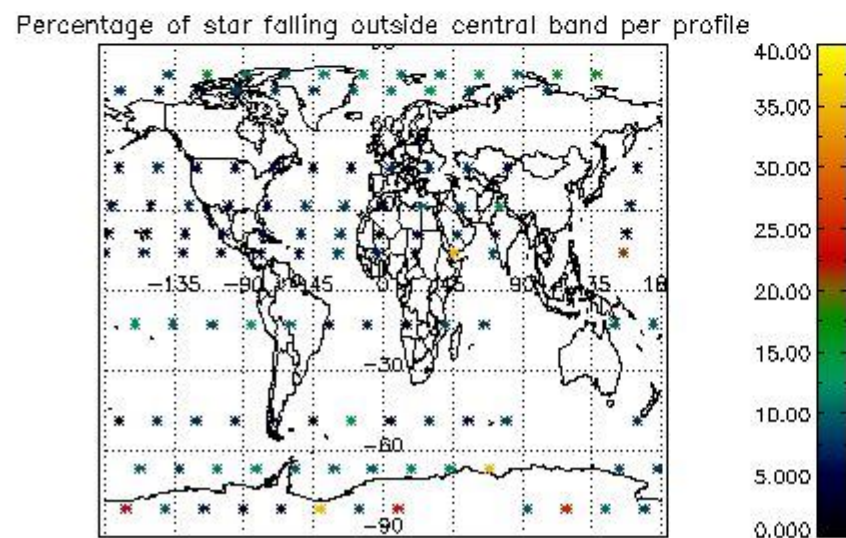
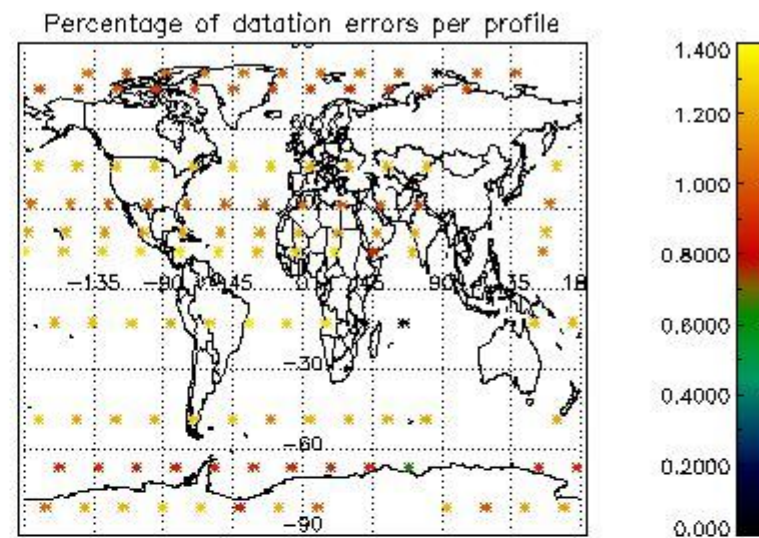
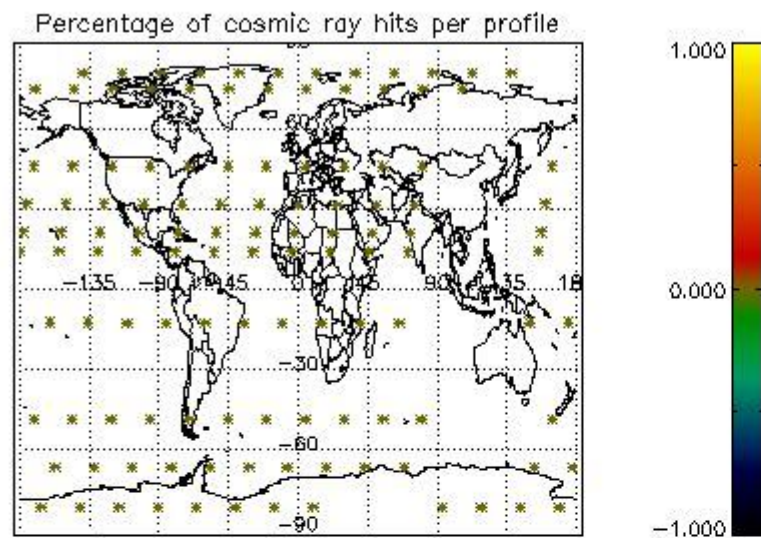
Percentage of star falling outside central band per profile



Percentage of saturation errors per profile



4.2.2 Plot level 1 quality information per product (world map): ENVISAT DESCENDING passes



5. Trace gas profiles

5.1 Ozone statistics based on quality of products

The final quality of the products can be "measured" using the STD (Standard Deviation) attached to every point profile. This information is written to the parameter GOM_NL__2P/NL_LOCAL_SPECIES_DENSITY/o3_std of the level 2 products. The table below shows the statistics for given STD ranges.

The statistics are given with respect to the overall valid production:

- Products without fatal errors: GOM_NL__2P/MPH/PRODUCT_ERR=0
- Valid point profile: GOM_NL__2P/NL_LOCAL_SPECIES_DENSITY/pcd(0)=0

The 'Criteria' is applied to valid points of dark limb products:

- Products in dark limb illumination condition: GOM_NL__2P/NL_SUMMARY_QUALITY/obs_ill_cond=0
- Products without fatal errors: GOM_NL__2P/MPH/PRODUCT_ERR=0
- Valid point profile: GOM_NL__2P/NL_LOCAL_SPECIES_DENSITY/pcd(0)=0

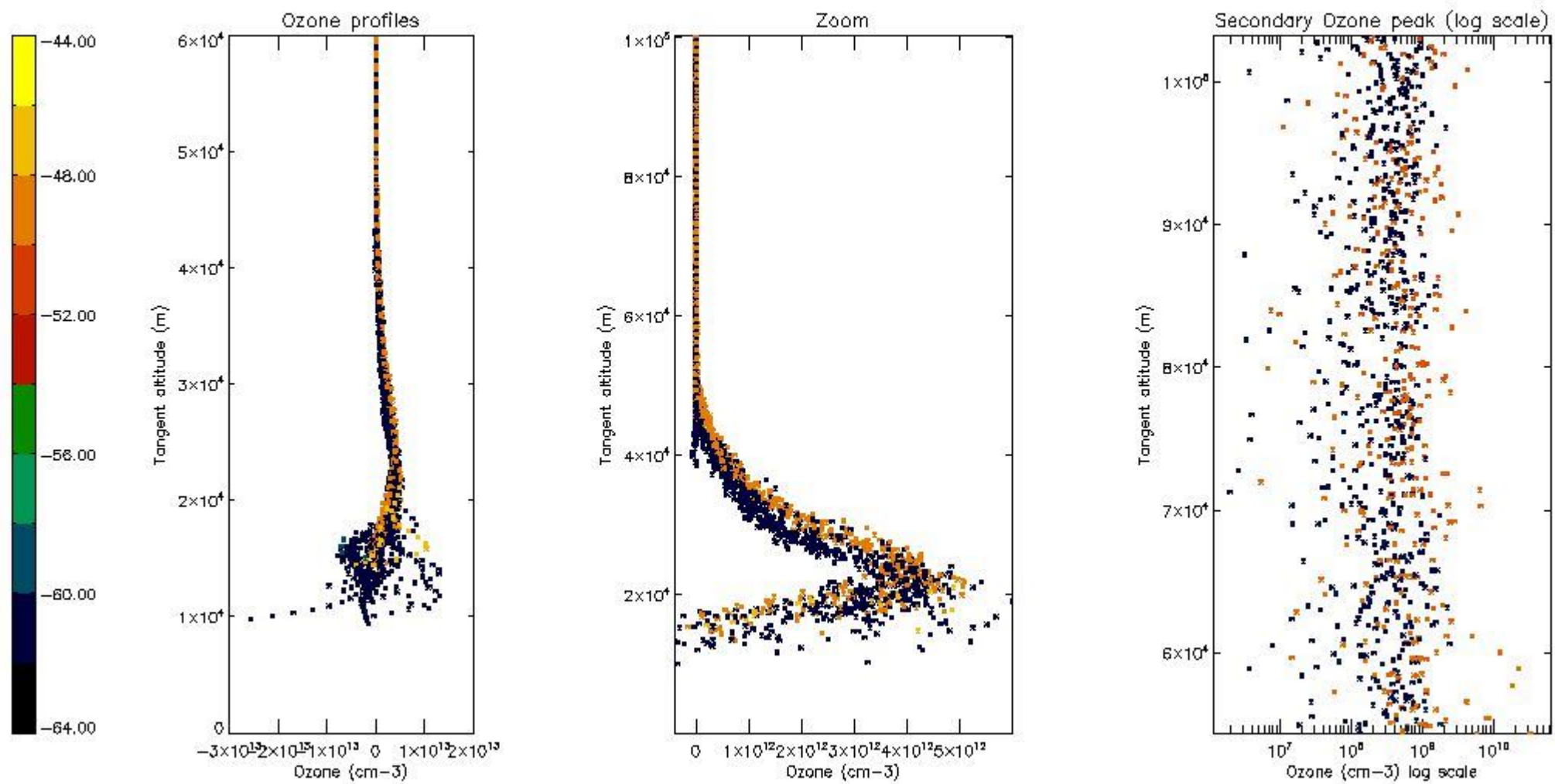
So, the table below shows the percentage of dark limb and valid observations for each criteria with respect to the overall valid daily observations.

Criteria	% of total production
All STD	18
STD < 20	4

STD < 10	1
STD < 5	0

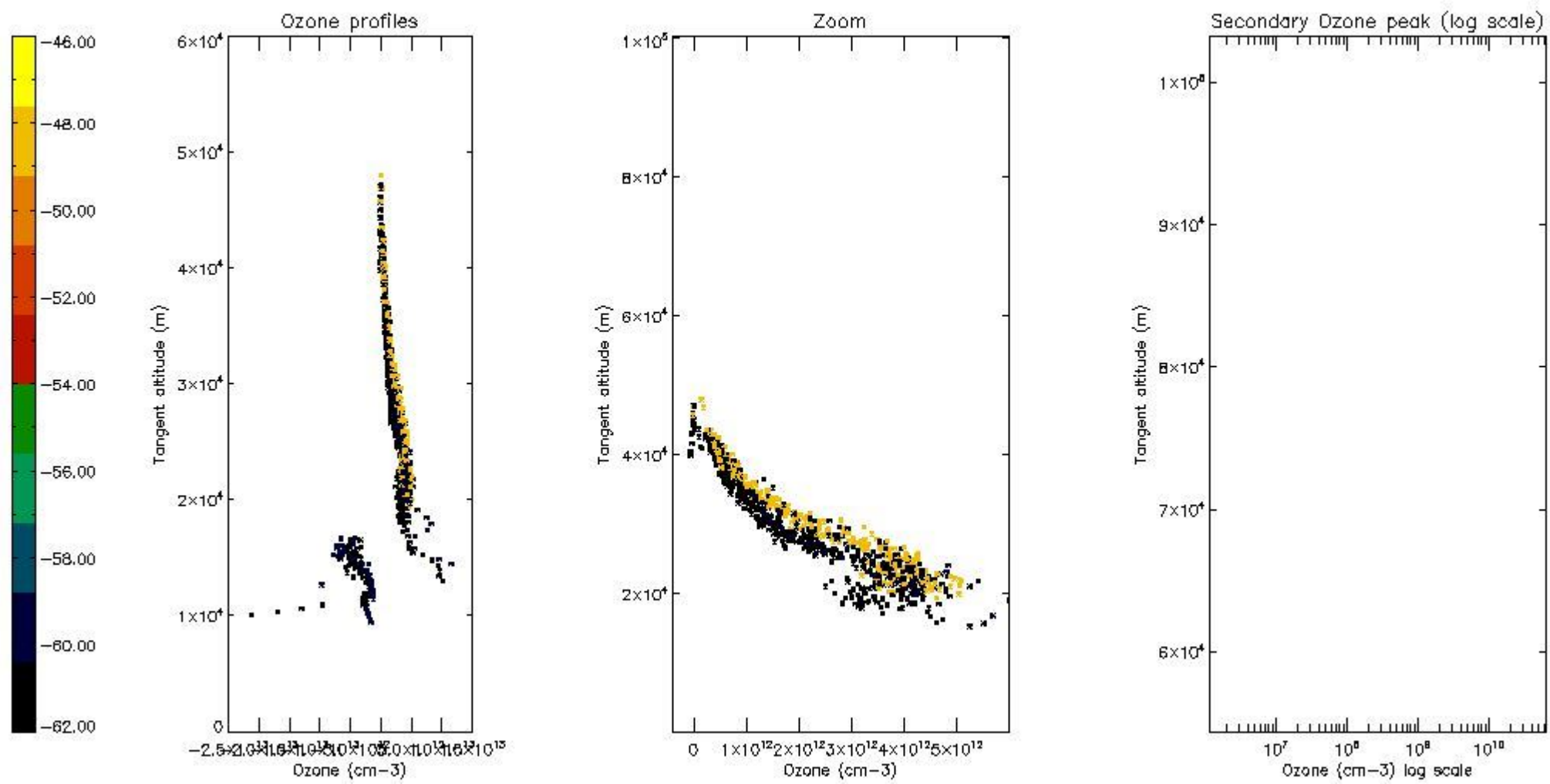
5.2 Plot ozone profiles for all STD (dark without errors)

The colorbar represents the latitude.



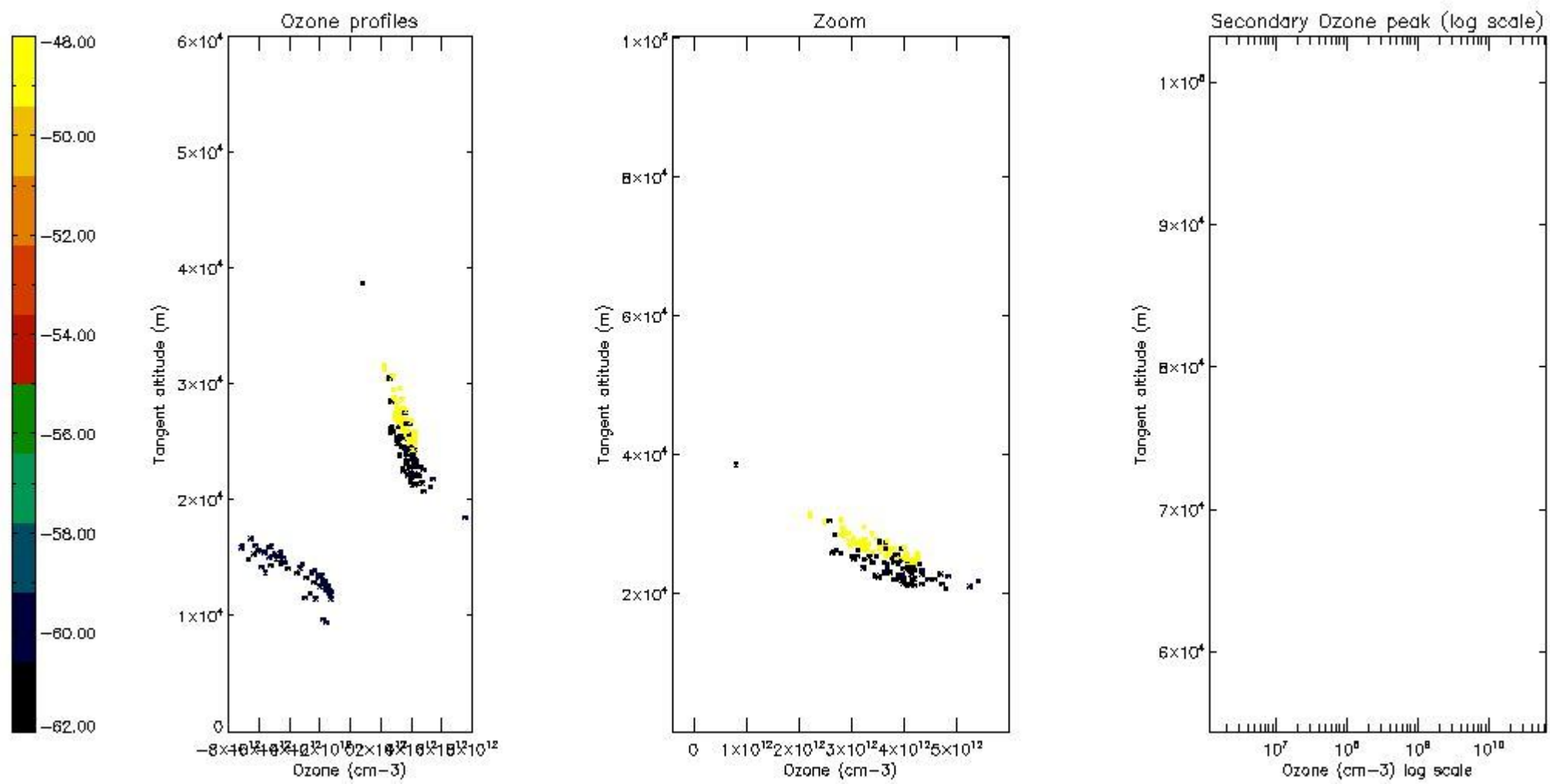
5.3 Plot ozone profiles where STD < 20% (dark without errors)

The colorbar represents the latitude.



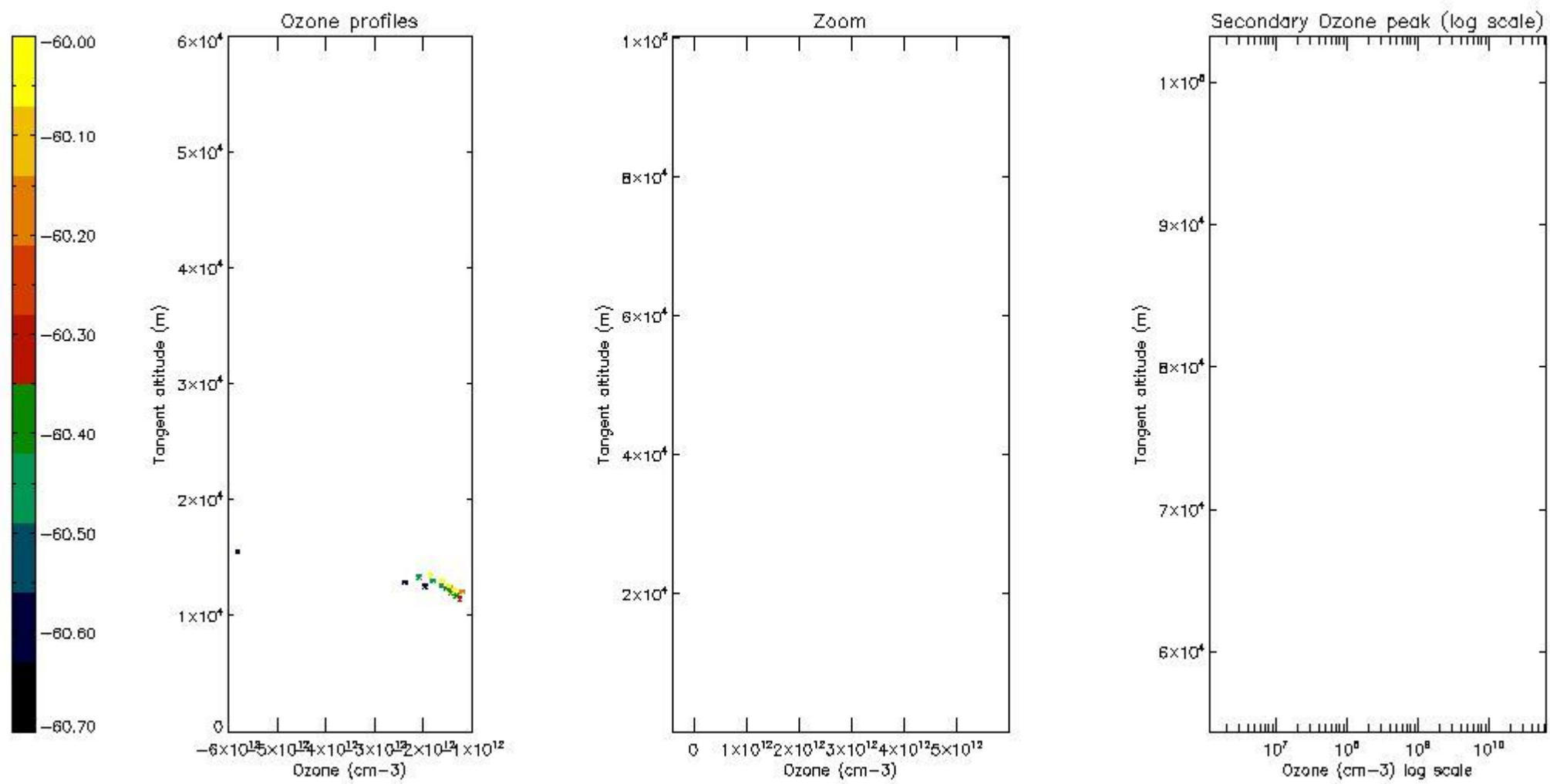
5.4 Plot ozone profiles where STD < 10% (dark without errors)

The colorbar represents the latitude.



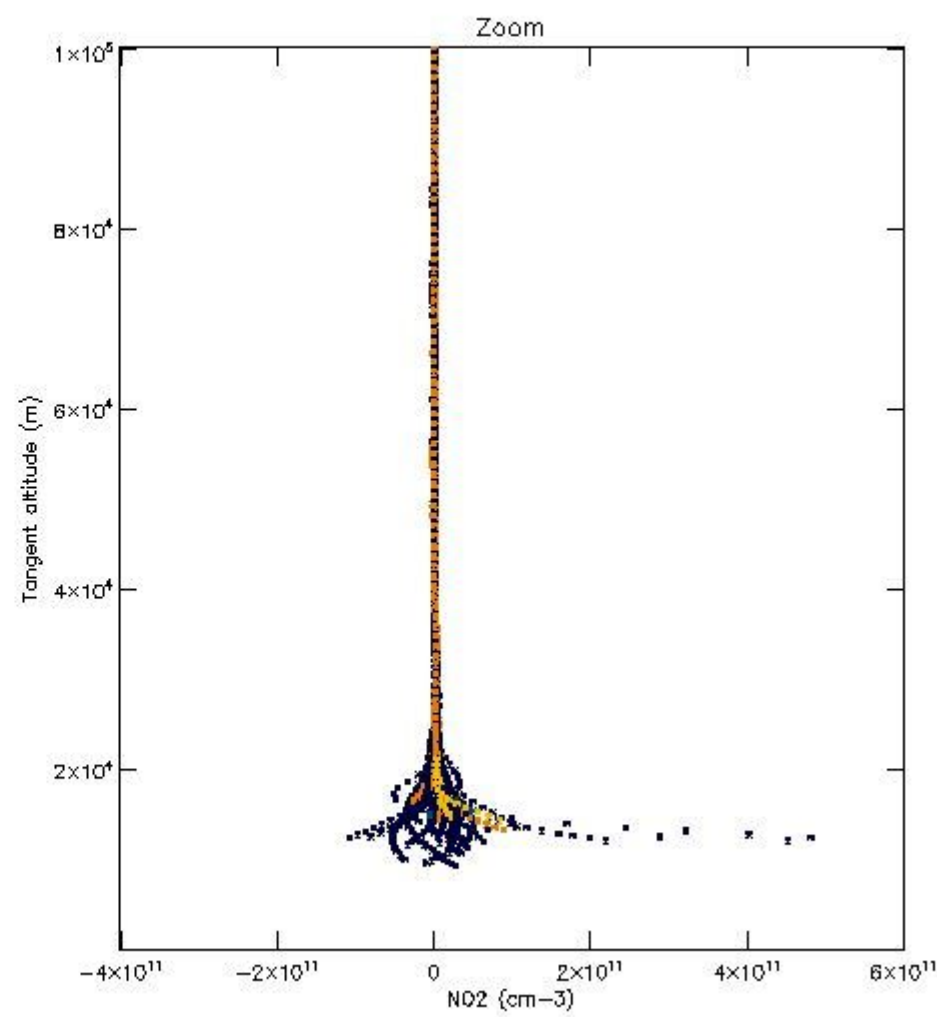
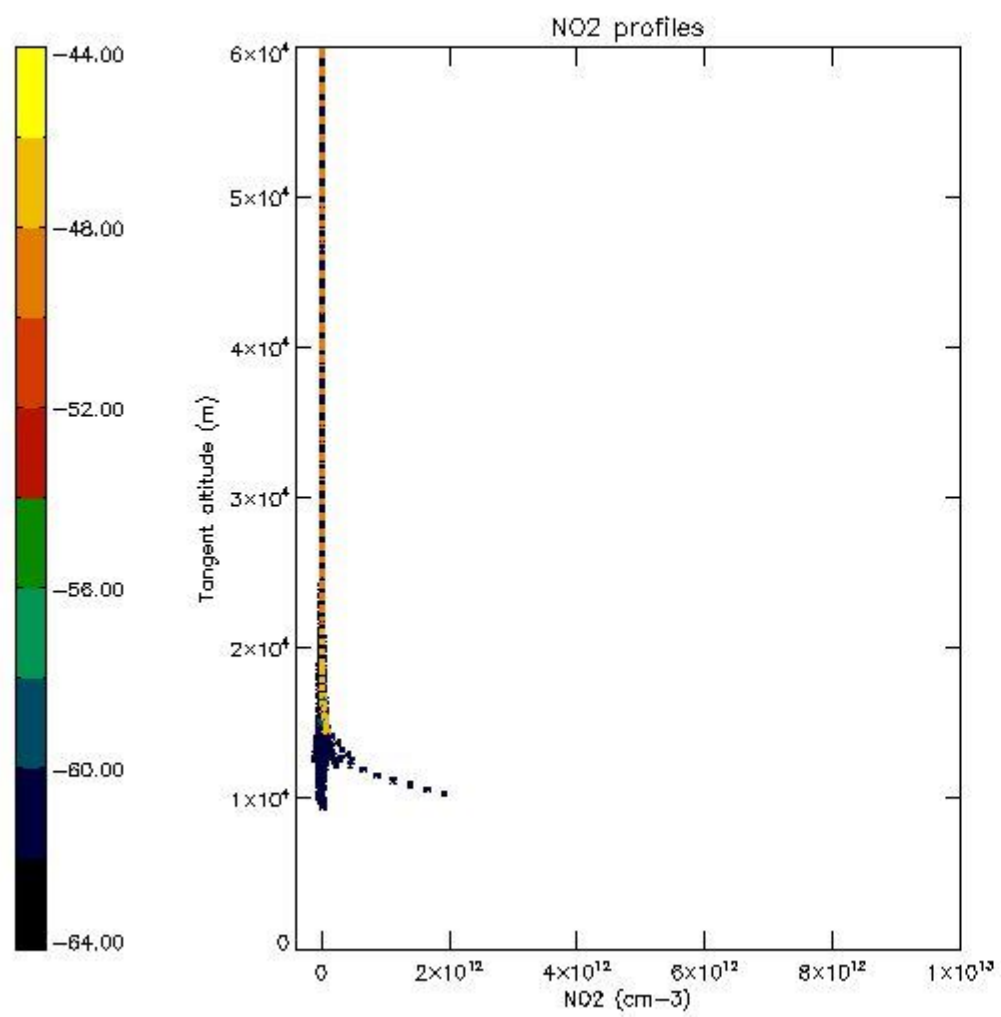
5.5 Plot ozone profiles where $STD < 5\%$ (dark without errors)

The colorbar represents the latitude.



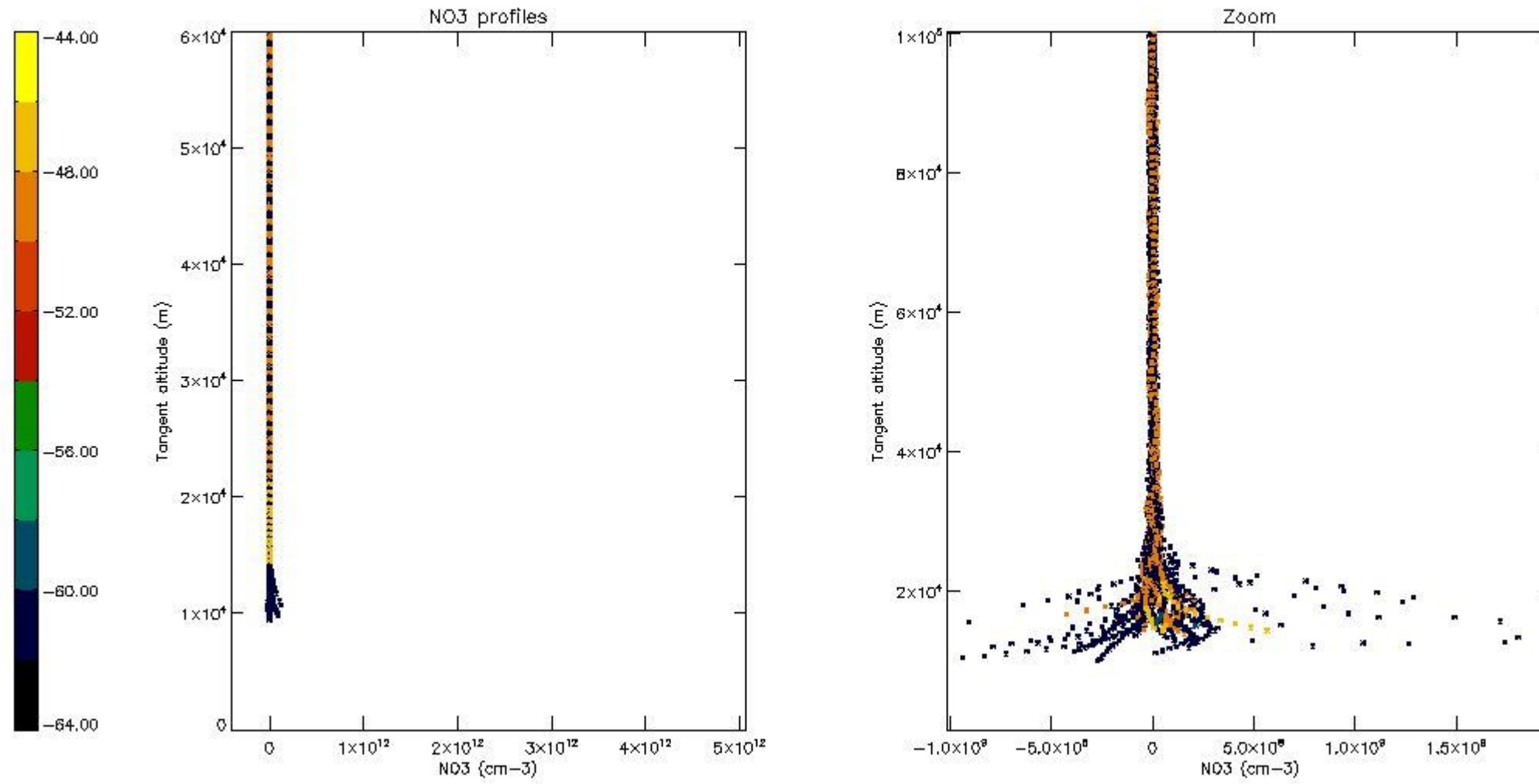
5.6 Plot NO₂ profiles for all STD (dark without errors)

The colorbar represents the latitude.



5.7 Plot NO3 profiles for all STD (dark without errors)

The colorbar represents the latitude.



6. Auxiliary Data Files used for the production reported in section 2

The number reported in the third column indicates since which file (see list in section 2) the corresponding auxiliary file has been used. The fourth column is the date of those product files.

Type	Auxiliary Filename	Used since product	Used since product date
INST_PHYS_CHARACTERISTICS	GOM_INS_AXVIEC20091111_143220_20030716_120000_20500101_000000	1	26-APR-2011 04:06:05
LEVEL-2_PROC_CONFIG	GOM_PR2_AXVIEC20091111_152718_20020301_000000_20500101_000000	1	26-APR-2011 04:06:05
CROSS_SECTIONS_FILE	GOM_CRS_AXVIEC20091111_154832_20020301_000000_20500101_000000	1	26-APR-2011 04:06:05

GOMOS Level 2 Daily Report

SUMMARY

[1. General Info](#)

[2. Summary of processed GOM_NL_2P products](#)

[3. Level 2 Quality information per product](#)

[3.1 Plot of level 2 quality information per product \(time dependant\)](#)

[3.2 Plot of level 2 quality information per product \(world map\)](#)

[4. Level 1 Quality information per product \(stored on level 2 products\)](#)

[4.1 Plot of level 1 quality information per product \(time dependant\)](#)

[4.1.1 Plot of level 1 quality information per product \(time dependant\): ASCENDING](#)

[4.1.2 Plot of level 1 quality information per product \(time dependant\): DESCENDING](#)

[4.2 Plot of level 1 quality information per product \(world map\)](#)

[4.2.1 Plot of level 1 quality information per product \(world map\): ASCENDING](#)

[4.2.2 Plot of level 1 quality information per product \(world map\): DESCENDING](#)

[5. Ozone profiles based on quality statistics and other trace gas profiles](#)

[5.1 Ozone statistics based on quality of products](#)

[5.2 Plot ozone profiles for all STD \(dark without errors\)](#)

[5.3 Plot ozone profiles where STD < 20% \(dark without errors\)](#)

[5.4. Plot ozone profiles where STD < 10% \(dark without errors\)](#)

[5.5. Plot ozone profiles where STD < 5% \(dark without errors\)](#)

[5.6 Plot NO2 profiles for all STD \(dark without errors\)](#)

[5.7 Plot NO3 profiles for all STD \(dark without errors\)](#)

[5.8 Plot H2O profiles \(only for occultations of stars 1,2,3,4,13,14,16,26,63 dark without errors\) for all STD](#)

[6. Auxiliary Data Files used for the production reported in section 2](#)

This report presents the daily analysis on parameters extracted from GOMOS level 2 data (GOM_NL__2P). It is intended to monitor some important parameters that will impact the quality of these products. A list of level 2 products (and content) that have arrived during the reporting day to the PCF is also given.

Item	Value
Time of report generation	24APR2013 12:52:20
Data source version	GOMOS/6.01
Start time of products	26-04-2011 (26APR2011 00:00:00)
Stop time of products	27-04-2011 (27APR2011 00:00:00)
Store outputs in DB	Yes
Nb of level 2 prods	228
Nb of prods with errors	0

2. Summary of processed GOM_NL__2P products.

Nr	Filename	UTC Start time	Limb	Duration	Star Id	Star Name	Star Mag	Star Temp	Nb Meas	Orbit	Prod. error
1	GOM_NL__2PRFIN20110426_040605_00000433102_00004_47863_8324.N1	26-APR-2011 04:06:05	Bright	42.500	89	5Alp Cep	2.4510	8000.0	85	47863	No
2	GOM_NL__2PRFIN20110426_041117_00000783102_00004_47863_8325.N1	26-APR-2011 04:11:17	Bright	78.000	19	50Alp Cyg	1.2460	10500.	156	47863	No
3	GOM_NL__2PRFIN20110426_041656_00000493102_00004_47863_8326.N1	26-APR-2011 04:16:56	Bright	49.000	164	44Eta Peg	2.9480	5400.0	98	47863	No
4	GOM_NL__2PRFIN20110426_042501_00000623102_00004_47863_8327.N1	26-APR-2011 04:25:01	Dark	61.500	61	8Eps Peg	2.1000	3900.0	123	47863	No
5	GOM_NL__2PRFIN20110426_042728_00000503102_00004_47863_8328.N1	26-APR-2011 04:27:28	Dark	49.500	162	34Alp Aqr	2.9440	5350.0	99	47863	No
6	GOM_NL__2PRFIN20110426_043046_00000533102_00004_47863_8329.N1	26-APR-2011 04:30:46	Dark	53.000	154	22Bet Aqr	2.8990	5700.0	106	47863	No
7	GOM_NL__2PRFIN20110426_045223_00000473102_00005_47864_8378.N1	26-APR-2011 04:52:23	Straylight	47.000	141	Bet Ara	2.8400	4600.0	94	47864	No
8	GOM_NL__2PRFIN20110426_045357_00000523102_00005_47864_8379.N1	26-APR-2011 04:53:57	Straylight	52.000	40	The Sco	1.8590	7100.0	104	47864	No
9	GOM_NL__2PRFIN20110426_045535_00000583102_00005_47864_8380.N1	26-APR-2011 04:55:35	Straylight	58.000	25	35Lam Sco	1.6200	28000.	116	47864	No
10	GOM_NL__2PRFIN20110426_045857_00000623102_00005_47864_8381.N1	26-APR-2011 04:58:57	Straylight	61.500	75	26Eps Sco	2.2910	4250.0	123	47864	No
11	GOM_NL__2PRFIN20110426_050254_00000473102_00005_47864_8382.N1	26-APR-2011 05:02:54	Twilight_stray	47.000	16	21Alp Sco	1.0200	3000.0	94	47864	No
12	GOM_NL__2PRFIN20110426_050522_00000653102_00005_47864_8383.N1	26-APR-2011 05:05:22	Twilight_stray	65.000	80	7Del Sco	2.3160	30000.	130	47864	No
13	GOM_NL__2PRFIN20110426_050846_00000513102_00005_47864_8384.N1	26-APR-2011 05:08:46	Bright	51.000	122	9Alp2Lib	2.7470	9700.0	102	47864	No
14	GOM_NL__2PRFIN20110426_051114_00000533102_00005_47864_8385.N1	26-APR-2011 05:11:14	Bright	52.500	104	27Bet Lib	2.6140	13100.	105	47864	No
15	GOM_NL__2PRFIN20110426_051946_00000403102_00005_47864_8386.N1	26-APR-2011 05:19:46	Bright	40.000	111	8Eta Boo	2.6800	6000.0	80	47864	No
16	GOM_NL__2PRFIN20110426_052350_00000523102_00005_47864_8387.N1	26-APR-2011 05:23:50	Bright	52.000	83		2.3780	11000.	104	47864	No
17	GOM_NL__2PRFIN20110426_052645_00000423102_00005_47864_8388.N1	26-APR-2011 05:26:45	Bright	41.500	180	27Gam Boo	3.0400	8000.0	83	47864	No
18	GOM_NL__2PRFIN20110426_052845_00000413102_00005_47864_8389.N1	26-APR-2011 05:28:45	Bright	40.500	39	85Eta UMa	1.8540	24000.	81	47864	No
19	GOM_NL__2PRFIN20110426_053609_00000393102_00005_47864_8390.N1	26-APR-2011 05:36:09	Bright	39.000	60	7Bet UMi	2.0810	3950.0	78	47864	No
20	GOM_NL__2PRFIN20110426_054619_00000423102_00005_47864_8391.N1	26-APR-2011 05:46:19	Bright	41.500	89	5Alp Cep	2.4510	8000.0	83	47864	No
21	GOM_NL__2PRFIN20110426_055131_00000573102_00005_47864_8392.N1	26-APR-2011 05:51:31	Bright	57.000	19	50Alp Cyg	1.2460	10500.	114	47864	No
22	GOM_NL__2PRFIN20110426_055711_00000423102_00005_47864_8393.N1	26-APR-2011 05:57:11	Bright	41.500	164	44Eta Peg	2.9480	5400.0	83	47864	No
23	GOM_NL__2PRFIN20110426_060515_00000633102_00005_47864_8394.N1	26-APR-2011 06:05:15	Dark	62.500	61	8Eps Peg	2.1000	3900.0	125	47864	No
24	GOM_NL__2PRFIN20110426_060743_00000503102_00005_47864_8395.N1	26-APR-2011 06:07:43	Dark	49.500	162	34Alp Aqr	2.9440	5350.0	99	47864	No
25	GOM_NL__2PRFIN20110426_061101_00000593102_00005_47864_8396.N1	26-APR-2011 06:11:01	Dark	59.000	154	22Bet Aqr	2.8990	5700.0	118	47864	No
26	GOM_NL__2PRFIN20110426_063238_00000433102_00006_47865_8391.N1	26-APR-2011 06:32:38	Straylight	43.000	141	Bet Ara	2.8400	4600.0	86	47865	No
27	GOM_NL__2PRFIN20110426_063412_00000563102_00006_47865_8392.N1	26-APR-2011 06:34:12	Straylight	56.000	40	The Sco	1.8590	7100.0	112	47865	No
28	GOM_NL__2PRFIN20110426_063550_00000633102_00006_47865_8393.N1	26-APR-2011 06:35:50	Straylight	62.500	25	35Lam Sco	1.6200	28000.	125	47865	No
29	GOM_NL__2PRFIN20110426_063912_00000673102_00006_47865_8394.N1	26-APR-2011 06:39:12	Straylight	67.000	75	26Eps Sco	2.2910	4250.0	134	47865	No
30	GOM_NL__2PRFIN20110426_064309_00000473102_00006_47865_8395.N1	26-APR-2011 06:43:09	Twilight_stray	47.000	16	21Alp Sco	1.0200	3000.0	94	47865	No
31	GOM_NL__2PRFIN20110426_064537_00000683102_00006_47865_8396.N1	26-APR-2011 06:45:37	Twilight_stray	68.000	80	7Del Sco	2.3160	30000.	136	47865	No
32	GOM_NL__2PRFIN20110426_064900_00000503102_00006_47865_8397.N1	26-APR-2011 06:49:00	Bright	50.000	122	9Alp2Lib	2.7470	9700.0	100	47865	No
33	GOM_NL__2PRFIN20110426_065128_00000533102_00006_47865_8398.N1	26-APR-2011 06:51:28	Bright	53.000	104	27Bet Lib	2.6140	13100.	106	47865	No
34	GOM_NL__2PRFIN20110426_070000_00000413102_00006_47865_8399.N1	26-APR-2011 07:00:00	Bright	41.000	111	8Eta Boo	2.6800	6000.0	82	47865	No
35	GOM_NL__2PRFIN20110426_070403_00000503102_00006_47865_8400.N1	26-APR-2011 07:04:03	Bright	49.500	83		2.3780	11000.	99	47865	No
36	GOM_NL__2PRFIN20110426_070659_00000443102_00006_47865_8401.N1	26-APR-2011 07:06:59	Bright	44.000	180	27Gam Boo	3.0400	8000.0	88	47865	No
37	GOM_NL__2PRFIN20110426_070858_00000573102_00006_47865_8402.N1	26-APR-2011 07:08:58	Bright	57.000	39	85Eta UMa	1.8540	24000.	114	47865	No
38	GOM_NL__2PRFIN20110426_071623_00000393102_00006_47865_8403.N1	26-APR-2011 07:16:23	Bright	39.000	60	7Bet UMi	2.0810	3950.0	78	47865	No
39	GOM_NL__2PRFIN20110426_072633_00000423102_00006_47865_8404.N1	26-APR-2011 07:26:33	Bright	41.500	89	5Alp Cep	2.4510	8000.0	83	47865	No
40	GOM_NL__2PRFIN20110426_073145_00000573102_00006_47865_8405.N1	26-APR-2011 07:31:45	Bright	57.000	19	50Alp Cyg	1.2460	10500.	114	47865	No
41	GOM_NL__2PRFIN20110426_073725_00000593102_00006_47865_8406.N1	26-APR-2011 07:37:25	Bright	59.000	164	44Eta Peg	2.9480	5400.0	118	47865	No
42	GOM_NL__2PRFIN20110426_074530_00000623102_00006_47865_8407.N1	26-APR-2011 07:45:30	Dark	61.500	61	8Eps Peg	2.1000	3900.0	123	47865	No

43	GOM_NL__2PRFIN20110426_074758_00000513102_00006_47865_8408.N1	26-APR-2011 07:47:58	Dark	50.500	162	34Alp Aqr	2.9440	5350.0	101	47865	No
44	GOM_NL__2PRFIN20110426_075117_00000553102_00006_47865_8409.N1	26-APR-2011 07:51:17	Dark	55.000	154	22Bet Aqr	2.8990	5700.0	110	47865	No
45	GOM_NL__2PRFIN20110426_081253_00000453102_00007_47866_8420.N1	26-APR-2011 08:12:53	Straylight	45.000	141	Bet Ara	2.8400	4600.0	90	47866	No
46	GOM_NL__2PRFIN20110426_081427_00000613102_00007_47866_8421.N1	26-APR-2011 08:14:27	Straylight	61.000	40	The Sco	1.8590	7100.0	122	47866	No
47	GOM_NL__2PRFIN20110426_081605_00000633102_00007_47866_8422.N1	26-APR-2011 08:16:05	Straylight	62.500	25	35Lam Sco	1.6200	28000.	125	47866	No
48	GOM_NL__2PRFIN20110426_081927_00000653102_00007_47866_8423.N1	26-APR-2011 08:19:27	Straylight	64.500	75	26Eps Sco	2.2910	4250.0	129	47866	No
49	GOM_NL__2PRFIN20110426_082323_00000513102_00007_47866_8424.N1	26-APR-2011 08:23:23	Tw_i_and_stray	51.000	16	21Alp Sco	1.0200	3000.0	102	47866	No
50	GOM_NL__2PRFIN20110426_082551_00000683102_00007_47866_8425.N1	26-APR-2011 08:25:51	Tw_i_and_stray	67.500	80	7Del Sco	2.3160	30000.	135	47866	No
51	GOM_NL__2PRFIN20110426_082915_00000463102_00007_47866_8426.N1	26-APR-2011 08:29:15	Bright	46.000	122	9Alp2Lib	2.7470	9700.0	92	47866	No
52	GOM_NL__2PRFIN20110426_083142_00000543102_00007_47866_8427.N1	26-APR-2011 08:31:42	Bright	53.500	104	27Bet Lib	2.6140	13100.	107	47866	No
53	GOM_NL__2PRFIN20110426_084014_00000423102_00007_47866_8428.N1	26-APR-2011 08:40:14	Bright	41.500	111	8Eta Boo	2.6800	6000.0	83	47866	No
54	GOM_NL__2PRFIN20110426_084416_00000513102_00007_47866_8429.N1	26-APR-2011 08:44:16	Bright	50.500	83		2.3780	11000.	101	47866	No
55	GOM_NL__2PRFIN20110426_084712_00000433102_00007_47866_8430.N1	26-APR-2011 08:47:12	Bright	43.000	180	27Gam Boo	3.0400	8000.0	86	47866	No
56	GOM_NL__2PRFIN20110426_084912_00000383102_00007_47866_8431.N1	26-APR-2011 08:49:12	Bright	37.500	39	85Eta UMa	1.8540	24000.	75	47866	No
57	GOM_NL__2PRFIN20110426_085636_00000383102_00007_47866_8432.N1	26-APR-2011 08:56:36	Bright	37.500	60	7Bet UMi	2.0810	3950.0	75	47866	No
58	GOM_NL__2PRFIN20110426_090646_00000413102_00007_47866_8433.N1	26-APR-2011 09:06:46	Bright	40.500	89	5Alp Cep	2.4510	8000.0	81	47866	No
59	GOM_NL__2PRFIN20110426_091158_00000573102_00007_47866_8434.N1	26-APR-2011 09:11:58	Bright	56.500	19	50Alp Cyg	1.2460	10500.	113	47866	No
60	GOM_NL__2PRFIN20110426_091739_00000403102_00007_47866_8435.N1	26-APR-2011 09:17:39	Bright	39.500	164	44Eta Peg	2.9480	5400.0	79	47866	No
61	GOM_NL__2PRFIN20110426_092545_00000613102_00007_47866_8436.N1	26-APR-2011 09:25:45	Dark	60.500	61	8Eps Peg	2.1000	3900.0	121	47866	No
62	GOM_NL__2PRFIN20110426_092812_00000503102_00007_47866_8437.N1	26-APR-2011 09:28:12	Dark	50.000	162	34Alp Aqr	2.9440	5350.0	100	47866	No
63	GOM_NL__2PRFIN20110426_093132_00000583102_00007_47866_8438.N1	26-APR-2011 09:31:32	Dark	57.500	154	22Bet Aqr	2.8990	5700.0	115	47866	No
64	GOM_NL__2PRFIN20110426_095307_00000433102_00008_47867_8455.N1	26-APR-2011 09:53:07	Straylight	43.000	141	Bet Ara	2.8400	4600.0	86	47867	No
65	GOM_NL__2PRFIN20110426_095442_00000553102_00008_47867_8456.N1	26-APR-2011 09:54:42	Straylight	54.500	40	The Sco	1.8590	7100.0	109	47867	No
66	GOM_NL__2PRFIN20110426_095620_00000663102_00008_47867_8457.N1	26-APR-2011 09:56:20	Straylight	65.500	25	35Lam Sco	1.6200	28000.	131	47867	No
67	GOM_NL__2PRFIN20110426_095942_00000633102_00008_47867_8458.N1	26-APR-2011 09:59:42	Straylight	63.000	75	26Eps Sco	2.2910	4250.0	126	47867	No
68	GOM_NL__2PRFIN20110426_100338_00000513102_00008_47867_8459.N1	26-APR-2011 10:03:38	Tw_i_and_stray	51.000	16	21Alp Sco	1.0200	3000.0	102	47867	No
69	GOM_NL__2PRFIN20110426_100605_00000683102_00008_47867_8460.N1	26-APR-2011 10:06:05	Tw_i_and_stray	67.500	80	7Del Sco	2.3160	30000.	135	47867	No
70	GOM_NL__2PRFIN20110426_100929_00000503102_00008_47867_8461.N1	26-APR-2011 10:09:29	Bright	49.500	122	9Alp2Lib	2.7470	9700.0	99	47867	No
71	GOM_NL__2PRFIN20110426_101156_00000573102_00008_47867_8462.N1	26-APR-2011 10:11:56	Bright	57.000	104	27Bet Lib	2.6140	13100.	114	47867	No
72	GOM_NL__2PRFIN20110426_102028_00000423102_00008_47867_8463.N1	26-APR-2011 10:20:28	Bright	41.500	111	8Eta Boo	2.6800	6000.0	83	47867	No
73	GOM_NL__2PRFIN20110426_102430_00000473102_00008_47867_8464.N1	26-APR-2011 10:24:30	Bright	46.500	83		2.3780	11000.	93	47867	No
74	GOM_NL__2PRFIN20110426_102725_00000413102_00008_47867_8465.N1	26-APR-2011 10:27:25	Bright	40.500	180	27Gam Boo	3.0400	8000.0	81	47867	No
75	GOM_NL__2PRFIN20110426_102926_00000393102_00008_47867_8466.N1	26-APR-2011 10:29:26	Bright	39.000	39	85Eta UMa	1.8540	24000.	78	47867	No
76	GOM_NL__2PRFIN20110426_103650_00000393102_00008_47867_8467.N1	26-APR-2011 10:36:50	Bright	39.000	60	7Bet UMi	2.0810	3950.0	78	47867	No
77	GOM_NL__2PRFIN20110426_104700_00000463102_00008_47867_8468.N1	26-APR-2011 10:47:00	Bright	46.000	89	5Alp Cep	2.4510	8000.0	92	47867	No
78	GOM_NL__2PRFIN20110426_105212_00000563102_00008_47867_8469.N1	26-APR-2011 10:52:12	Bright	56.000	19	50Alp Cyg	1.2460	10500.	112	47867	No
79	GOM_NL__2PRFIN20110426_105753_00000403102_00008_47867_8470.N1	26-APR-2011 10:57:53	Bright	39.500	164	44Eta Peg	2.9480	5400.0	79	47867	No
80	GOM_NL__2PRFIN20110426_110559_00000583102_00008_47867_8471.N1	26-APR-2011 11:05:59	Dark	58.000	61	8Eps Peg	2.1000	3900.0	116	47867	No
81	GOM_NL__2PRFIN20110426_110827_00000533102_00008_47867_8472.N1	26-APR-2011 11:08:27	Dark	52.500	162	34Alp Aqr	2.9440	5350.0	105	47867	No
82	GOM_NL__2PRFIN20110426_111147_00000573102_00008_47867_8473.N1	26-APR-2011 11:11:47	Dark	56.500	154	22Bet Aqr	2.8990	5700.0	113	47867	No
83	GOM_NL__2PRFIN20110426_113322_00000433102_00009_47868_8486.N1	26-APR-2011 11:33:22	Straylight	43.000	141	Bet Ara	2.8400	4600.0	86	47868	No
84	GOM_NL__2PRFIN20110426_113456_00000593102_00009_47868_8487.N1	26-APR-2011 11:34:56	Straylight	58.500	40	The Sco	1.8590	7100.0	117	47868	No
85	GOM_NL__2PRFIN20110426_113635_00000593102_00009_47868_8488.N1	26-APR-2011 11:36:35	Straylight	59.000	25	35Lam Sco	1.6200	28000.	118	47868	No
86	GOM_NL__2PRFIN20110426_113956_00000603102_00009_47868_8489.N1	26-APR-2011 11:39:56	Straylight	60.000	75	26Eps Sco	2.2910	4250.0	120	47868	No
87	GOM_NL__2PRFIN20110426_114352_00000543102_00009_47868_8490.N1	26-APR-2011 11:43:52	Tw_i_and_stray	54.000	16	21Alp Sco	1.0200	3000.0	108	47868	No
88	GOM_NL__2PRFIN20110426_114620_00000623102_00009_47868_8491.N1	26-APR-2011 11:46:20	Tw_i_and_stray	61.500	80	7Del Sco	2.3160	30000.	123	47868	No
89	GOM_NL__2PRFIN20110426_114943_00000473102_00009_47868_8492.N1	26-APR-2011 11:49:43	Bright	46.500	122	9Alp2Lib	2.7470	9700.0	93	47868	No
90	GOM_NL__2PRFIN20110426_115210_00000553102_00009_47868_8493.N1	26-APR-2011 11:52:10	Bright	55.000	104	27Bet Lib	2.6140	13100.	110	47868	No
91	GOM_NL__2PRFIN20110426_120041_00000403102_00009_47868_8494.N1	26-APR-2011 12:00:41	Bright	39.500	111	8Eta Boo	2.6800	6000.0	79	47868	No
92	GOM_NL__2PRFIN20110426_120443_00000493102_00009_47868_8495.N1	26-APR-2011 12:04:43	Bright	49.000	83		2.3780	11000.	98	47868	No
93	GOM_NL__2PRFIN20110426_120739_00000443102_00009_47868_8496.N1	26-APR-2011 12:07:39	Bright	43.500	180	27Gam Boo	3.0400	8000.0	87	47868	No
94	GOM_NL__2PRFIN20110426_120939_00000413102_00009_47868_8497.N1	26-APR-2011 12:09:39	Bright	40.500	39	85Eta UMa	1.8540	24000.	81	47868	No
95	GOM_NL__2PRFIN20110426_121704_00000373102_00009_47868_8498.N1	26-APR-2011 12:17:04	Bright	37.000	60	7Bet UMi	2.0810	3950.0	74	47868	No
96	GOM_NL__2PRFIN20110426_122714_00000403102_00009_47868_8499.N1	26-APR-2011 12:27:14	Bright	39.500	89	5Alp Cep	2.4510	8000.0	79	47868	No
97	GOM_NL__2PRFIN20110426_123225_00000573102_00009_47868_8500.N1	26-APR-2011 12:32:25	Bright	57.000	19	50Alp Cyg	1.2460	10500.	114	47868	No
98	GOM_NL__2PRFIN20110426_123807_00000413102_00009_47868_8501.N1	26-APR-2011 12:38:07	Bright	41.000	164	44Eta Peg	2.9480	5400.0	82	47868	No
99	GOM_NL__2PRFIN20110426_124614_00000643102_00009_47868_8502.N1	26-APR-2011 12:46:14	Dark	63.500	61	8Eps Peg	2.1000	3900.0	127	47868	No
100	GOM_NL__2PRFIN20110426_124841_00000533102_00009_47868_8503.N1	26-APR-2011 12:48:41	Dark	52.500	162	34Alp Aqr	2.9440	5350.0	105	47868	No
101	GOM_NL__2PRFIN20110426_125201_00000553102_00009_47868_8504.N1	26-APR-2011 12:52:01	Dark	54.500	154	22Bet Aqr	2.8990	5700.0	109	47868	No

102	GOM_NL__2PRFIN20110426_131336_000000543102_00010_47869_8557.N1	26-APR-2011 13:13:36	Straylight	53.500	141	Bet Ara	2.8400	4600.0	107	47869	No
103	GOM_NL__2PRFIN20110426_131511_000000603102_00010_47869_8558.N1	26-APR-2011 13:15:11	Straylight	59.500	40	The Sco	1.8590	7100.0	119	47869	No
104	GOM_NL__2PRFIN20110426_131650_000000683102_00010_47869_8559.N1	26-APR-2011 13:16:50	Straylight	67.500	25	35Lam Sco	1.6200	28000.	135	47869	No
105	GOM_NL__2PRFIN20110426_132011_000000653102_00010_47869_8560.N1	26-APR-2011 13:20:11	Straylight	65.000	75	26Eps Sco	2.2910	4250.0	130	47869	No
106	GOM_NL__2PRFIN20110426_132407_000000543102_00010_47869_8561.N1	26-APR-2011 13:24:07	Tw_i_and_stray	54.000	16	21Alp Sco	1.0200	3000.0	108	47869	No
107	GOM_NL__2PRFIN20110426_132634_000000623102_00010_47869_8562.N1	26-APR-2011 13:26:34	Tw_i_and_stray	62.000	80	7Del Sco	2.3160	30000.	124	47869	No
108	GOM_NL__2PRFIN20110426_132957_000000473102_00010_47869_8563.N1	26-APR-2011 13:29:57	Bright	47.000	122	9Alp2Lib	2.7470	9700.0	94	47869	No
109	GOM_NL__2PRFIN20110426_133224_000000533102_00010_47869_8564.N1	26-APR-2011 13:32:24	Bright	53.000	104	27Bet Lib	2.6140	13100.	106	47869	No
110	GOM_NL__2PRFIN20110426_134055_000000403102_00010_47869_8565.N1	26-APR-2011 13:40:55	Bright	39.500	111	8Eta Boo	2.6800	6000.0	79	47869	No
111	GOM_NL__2PRFIN20110426_134456_000000503102_00010_47869_8566.N1	26-APR-2011 13:44:56	Bright	49.500	83		2.3780	11000.	99	47869	No
112	GOM_NL__2PRFIN20110426_134752_000000443102_00010_47869_8567.N1	26-APR-2011 13:47:52	Bright	43.500	180	27Gam Boo	3.0400	8000.0	87	47869	No
113	GOM_NL__2PRFIN20110426_134953_000000393102_00010_47869_8568.N1	26-APR-2011 13:49:53	Bright	38.500	39	85Eta UMa	1.8540	24000.	77	47869	No
114	GOM_NL__2PRFIN20110426_135717_000000403102_00010_47869_8569.N1	26-APR-2011 13:57:17	Bright	40.000	60	7Bet UMi	2.0810	3950.0	80	47869	No
115	GOM_NL__2PRFIN20110426_140728_000000403102_00010_47869_8570.N1	26-APR-2011 14:07:28	Bright	39.500	89	5Alp Cep	2.4510	8000.0	79	47869	No
116	GOM_NL__2PRFIN20110426_141239_000000583102_00010_47869_8571.N1	26-APR-2011 14:12:39	Bright	58.000	19	50Alp Cyg	1.2460	10500.	116	47869	No
117	GOM_NL__2PRFIN20110426_141821_000000423102_00010_47869_8572.N1	26-APR-2011 14:18:21	Bright	42.000	164	44Eta Peg	2.9480	5400.0	84	47869	No
118	GOM_NL__2PRFIN20110426_142629_000000613102_00010_47869_8573.N1	26-APR-2011 14:26:29	Dark	60.500	61	8Eps Peg	2.1000	3900.0	121	47869	No
119	GOM_NL__2PRFIN20110426_142856_000000503102_00010_47869_8574.N1	26-APR-2011 14:28:56	Dark	49.500	162	34Alp Aqr	2.9440	5350.0	99	47869	No
120	GOM_NL__2PRFIN20110426_143216_000000563102_00010_47869_8575.N1	26-APR-2011 14:32:16	Dark	55.500	154	22Bet Aqr	2.8990	5700.0	111	47869	No
121	GOM_NL__2PRFIN20110426_145351_000000463102_00011_47870_8580.N1	26-APR-2011 14:53:51	Straylight	46.000	141	Bet Ara	2.8400	4600.0	92	47870	No
122	GOM_NL__2PRFIN20110426_145526_000000523102_00011_47870_8581.N1	26-APR-2011 14:55:26	Straylight	52.000	40	The Sco	1.8590	7100.0	104	47870	No
123	GOM_NL__2PRFIN20110426_145705_000000643102_00011_47870_8582.N1	26-APR-2011 14:57:05	Straylight	63.500	25	35Lam Sco	1.6200	28000.	127	47870	No
124	GOM_NL__2PRFIN20110426_150026_000000653102_00011_47870_8583.N1	26-APR-2011 15:00:26	Straylight	65.000	75	26Eps Sco	2.2910	4250.0	130	47870	No
125	GOM_NL__2PRFIN20110426_150422_000000583102_00011_47870_8584.N1	26-APR-2011 15:04:22	Tw_i_and_stray	58.000	16	21Alp Sco	1.0200	3000.0	116	47870	No
126	GOM_NL__2PRFIN20110426_150648_000000633102_00011_47870_8585.N1	26-APR-2011 15:06:48	Tw_i_and_stray	63.000	80	7Del Sco	2.3160	30000.	126	47870	No
127	GOM_NL__2PRFIN20110426_151011_000000493102_00011_47870_8586.N1	26-APR-2011 15:10:11	Bright	49.000	122	9Alp2Lib	2.7470	9700.0	98	47870	No
128	GOM_NL__2PRFIN20110426_151237_000000523102_00011_47870_8587.N1	26-APR-2011 15:12:37	Bright	51.500	104	27Bet Lib	2.6140	13100.	103	47870	No
129	GOM_NL__2PRFIN20110426_152109_000000403102_00011_47870_8588.N1	26-APR-2011 15:21:09	Bright	39.500	111	8Eta Boo	2.6800	6000.0	79	47870	No
130	GOM_NL__2PRFIN20110426_152510_000000483102_00011_47870_8589.N1	26-APR-2011 15:25:10	Bright	47.500	83		2.3780	11000.	95	47870	No
131	GOM_NL__2PRFIN20110426_152806_000000423102_00011_47870_8590.N1	26-APR-2011 15:28:06	Bright	42.000	180	27Gam Boo	3.0400	8000.0	84	47870	No
132	GOM_NL__2PRFIN20110426_153007_000000383102_00011_47870_8591.N1	26-APR-2011 15:30:07	Bright	37.500	39	85Eta UMa	1.8540	24000.	75	47870	No
133	GOM_NL__2PRFIN20110426_153731_000000423102_00011_47870_8592.N1	26-APR-2011 15:37:31	Bright	42.000	60	7Bet UMi	2.0810	3950.0	84	47870	No
134	GOM_NL__2PRFIN20110426_154741_000000423102_00011_47870_8593.N1	26-APR-2011 15:47:41	Bright	41.500	89	5Alp Cep	2.4510	8000.0	83	47870	No
135	GOM_NL__2PRFIN20110426_155253_000000583102_00011_47870_8594.N1	26-APR-2011 15:52:53	Bright	57.500	19	50Alp Cyg	1.2460	10500.	115	47870	No
136	GOM_NL__2PRFIN20110426_155836_000000493102_00011_47870_8595.N1	26-APR-2011 15:58:36	Bright	48.500	164	44Eta Peg	2.9480	5400.0	97	47870	No
137	GOM_NL__2PRFIN20110426_160643_000000593102_00011_47870_8596.N1	26-APR-2011 16:06:43	Dark	59.000	61	8Eps Peg	2.1000	3900.0	118	47870	No
138	GOM_NL__2PRFIN20110426_160911_000000523102_00011_47870_8597.N1	26-APR-2011 16:09:11	Dark	52.000	162	34Alp Aqr	2.9440	5350.0	104	47870	No
139	GOM_NL__2PRFIN20110426_161231_000000563102_00011_47870_8598.N1	26-APR-2011 16:12:31	Dark	55.500	154	22Bet Aqr	2.8990	5700.0	111	47870	No
140	GOM_NL__2PRFIN20110426_163406_000000443102_00012_47871_8625.N1	26-APR-2011 16:34:06	Straylight	43.500	141	Bet Ara	2.8400	4600.0	87	47871	No
141	GOM_NL__2PRFIN20110426_163541_000000533102_00012_47871_8626.N1	26-APR-2011 16:35:41	Straylight	52.500	40	The Sco	1.8590	7100.0	105	47871	No
142	GOM_NL__2PRFIN20110426_163720_000000643102_00012_47871_8627.N1	26-APR-2011 16:37:20	Straylight	64.000	25	35Lam Sco	1.6200	28000.	128	47871	No
143	GOM_NL__2PRFIN20110426_164041_000000663102_00012_47871_8628.N1	26-APR-2011 16:40:41	Straylight	65.500	75	26Eps Sco	2.2910	4250.0	131	47871	No
144	GOM_NL__2PRFIN20110426_164436_000000583102_00012_47871_8629.N1	26-APR-2011 16:44:36	Tw_i_and_stray	58.000	16	21Alp Sco	1.0200	3000.0	116	47871	No
145	GOM_NL__2PRFIN20110426_164703_000000693102_00012_47871_8630.N1	26-APR-2011 16:47:03	Tw_i_and_stray	68.500	80	7Del Sco	2.3160	30000.	137	47871	No
146	GOM_NL__2PRFIN20110426_165025_000000483102_00012_47871_8631.N1	26-APR-2011 16:50:25	Bright	47.500	122	9Alp2Lib	2.7470	9700.0	95	47871	No
147	GOM_NL__2PRFIN20110426_165251_000000533102_00012_47871_8632.N1	26-APR-2011 16:52:51	Bright	52.500	104	27Bet Lib	2.6140	13100.	105	47871	No
148	GOM_NL__2PRFIN20110426_170122_000000403102_00012_47871_8633.N1	26-APR-2011 17:01:22	Bright	39.500	111	8Eta Boo	2.6800	6000.0	79	47871	No
149	GOM_NL__2PRFIN20110426_170523_000000483102_00012_47871_8634.N1	26-APR-2011 17:05:23	Bright	47.500	83		2.3780	11000.	95	47871	No
150	GOM_NL__2PRFIN20110426_170819_000000433102_00012_47871_8635.N1	26-APR-2011 17:08:19	Bright	43.000	180	27Gam Boo	3.0400	8000.0	86	47871	No
151	GOM_NL__2PRFIN20110426_171021_000000393102_00012_47871_8636.N1	26-APR-2011 17:10:21	Bright	38.500	39	85Eta UMa	1.8540	24000.	77	47871	No
152	GOM_NL__2PRFIN20110426_171745_000000403102_00012_47871_8637.N1	26-APR-2011 17:17:45	Bright	39.500	60	7Bet UMi	2.0810	3950.0	79	47871	No
153	GOM_NL__2PRFIN20110426_172755_000000423102_00012_47871_8638.N1	26-APR-2011 17:27:55	Bright	42.000	89	5Alp Cep	2.4510	8000.0	84	47871	No
154	GOM_NL__2PRFIN20110426_173306_000000553102_00012_47871_8639.N1	26-APR-2011 17:33:06	Bright	55.000	19	50Alp Cyg	1.2460	10500.	110	47871	No
155	GOM_NL__2PRFIN20110426_173849_000000433102_00012_47871_8640.N1	26-APR-2011 17:38:49	Bright	42.500	164	44Eta Peg	2.9480	5400.0	85	47871	No
156	GOM_NL__2PRFIN20110426_174658_000000603102_00012_47871_8641.N1	26-APR-2011 17:46:58	Dark	60.000	61	8Eps Peg	2.1000	3900.0	120	47871	No
157	GOM_NL__2PRFIN20110426_174926_000000533102_00012_47871_8642.N1	26-APR-2011 17:49:26	Dark	52.500	162	34Alp Aqr	2.9440	5350.0	105	47871	No
158	GOM_NL__2PRFIN20110426_175246_000000583102_00012_47871_8643.N1	26-APR-2011 17:52:46	Dark	58.000	154	22Bet Aqr	2.8990	5700.0	116	47871	No
159	GOM_NL__2PRFIN20110426_181420_000000443102_00013_47872_8655.N1	26-APR-2011 18:14:20	Straylight	43.500	141	Bet Ara	2.8400	4600.0	87	47872	No
160	GOM_NL__2PRFIN20110426_181556_000000513102_00013_47872_8656.N1	26-APR-2011 18:15:56	Straylight	50.500	40	The Sco	1.8590	7100.0	101	47872	No

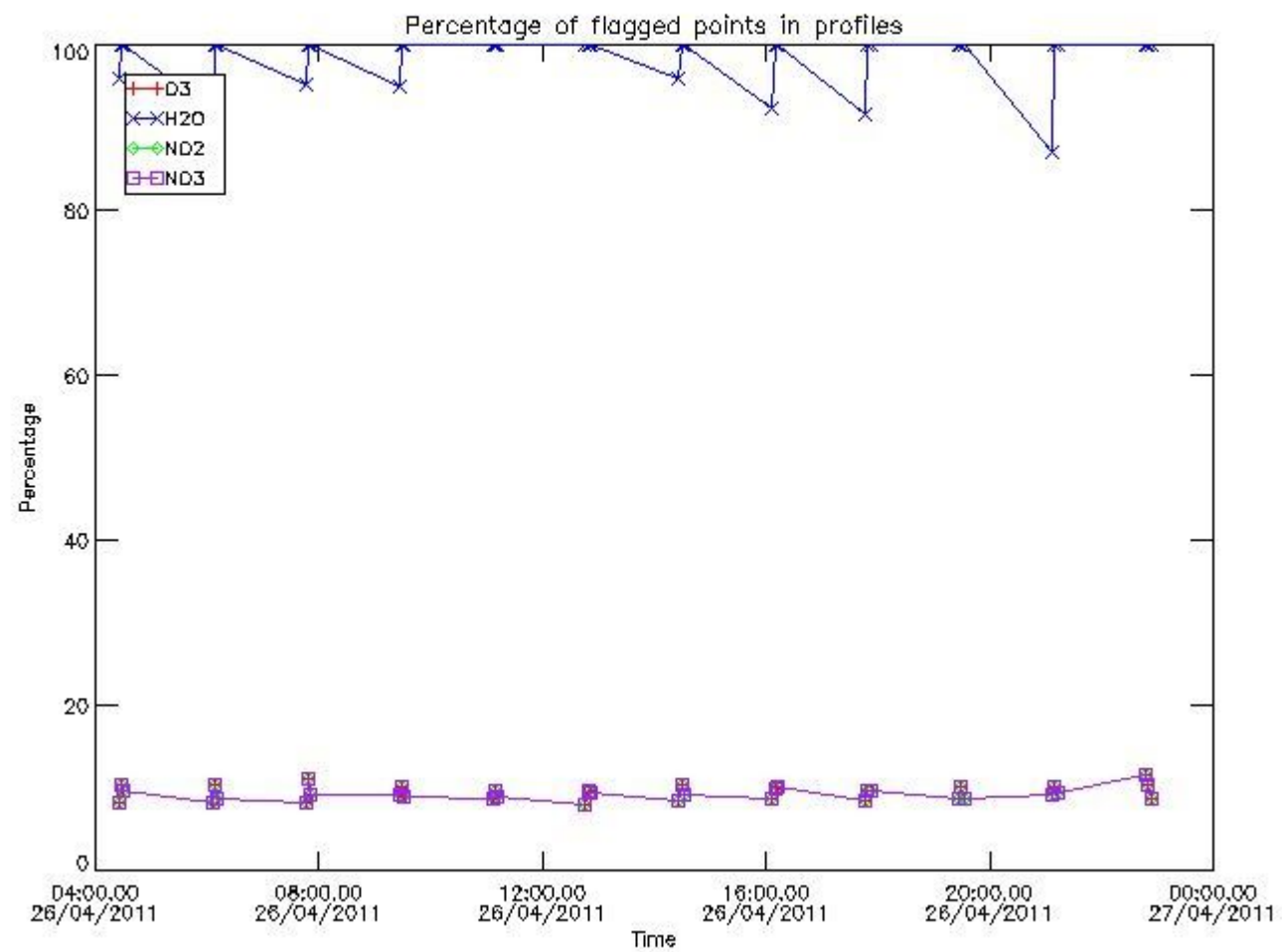
161	GOM_NL__2PRFIN20110426_181735_000000653102_00013_47872_8657.N1	26-APR-2011 18:17:35	Straylight	64.500	25	35Lam Sco	1.6200	28000.	129	47872	No
162	GOM_NL__2PRFIN20110426_182055_000000653102_00013_47872_8658.N1	26-APR-2011 18:20:55	Straylight	65.000	75	26Eps Sco	2.2910	4250.0	130	47872	No
163	GOM_NL__2PRFIN20110426_182451_000000613102_00013_47872_8659.N1	26-APR-2011 18:24:51	Tw_i_and_stray	61.000	16	21Alp Sco	1.0200	3000.0	122	47872	No
164	GOM_NL__2PRFIN20110426_182717_000000693102_00013_47872_8660.N1	26-APR-2011 18:27:17	Tw_i_and_stray	68.500	80	7Del Sco	2.3160	30000.	137	47872	No
165	GOM_NL__2PRFIN20110426_183039_000000463102_00013_47872_8661.N1	26-APR-2011 18:30:39	Bright	46.000	122	9Alp2Lib	2.7470	9700.0	92	47872	No
166	GOM_NL__2PRFIN20110426_183305_000000533102_00013_47872_8662.N1	26-APR-2011 18:33:05	Bright	52.500	104	27Bet Lib	2.6140	13100.	105	47872	No
167	GOM_NL__2PRFIN20110426_184136_000000403102_00013_47872_8663.N1	26-APR-2011 18:41:36	Bright	39.500	111	8Eta Boo	2.6800	6000.0	79	47872	No
168	GOM_NL__2PRFIN20110426_184536_000000503102_00013_47872_8664.N1	26-APR-2011 18:45:36	Bright	49.500	83		2.3780	11000.	99	47872	No
169	GOM_NL__2PRFIN20110426_184833_000000443102_00013_47872_8665.N1	26-APR-2011 18:48:33	Bright	43.500	180	27Gam Boo	3.0400	8000.0	87	47872	No
170	GOM_NL__2PRFIN20110426_185034_000000393102_00013_47872_8666.N1	26-APR-2011 18:50:34	Bright	39.000	39	85Eta UMa	1.8540	24000.	78	47872	No
171	GOM_NL__2PRFIN20110426_185759_000000403102_00013_47872_8667.N1	26-APR-2011 18:57:59	Bright	40.000	60	7Bet UMi	2.0810	3950.0	80	47872	No
172	GOM_NL__2PRFIN20110426_190809_000000433102_00013_47872_8668.N1	26-APR-2011 19:08:09	Bright	42.500	89	5Alp Cep	2.4510	8000.0	85	47872	No
173	GOM_NL__2PRFIN20110426_191320_000000573102_00013_47872_8669.N1	26-APR-2011 19:13:20	Bright	57.000	19	50Alp Cyg	1.2460	10500.	114	47872	No
174	GOM_NL__2PRFIN20110426_191904_000000433102_00013_47872_8670.N1	26-APR-2011 19:19:04	Bright	42.500	164	44Eta Peg	2.9480	5400.0	85	47872	No
175	GOM_NL__2PRFIN20110426_192713_000000593102_00013_47872_8671.N1	26-APR-2011 19:27:13	Dark	59.000	61	8Eps Peg	2.1000	3900.0	118	47872	No
176	GOM_NL__2PRFIN20110426_192940_000000503102_00013_47872_8672.N1	26-APR-2011 19:29:40	Dark	50.000	162	34Alp Aqr	2.9440	5350.0	100	47872	No
177	GOM_NL__2PRFIN20110426_193301_000000583102_00013_47872_8673.N1	26-APR-2011 19:33:01	Dark	58.000	154	22Bet Aqr	2.8990	5700.0	116	47872	No
178	GOM_NL__2PRFIN20110426_195435_000000433102_00014_47873_8685.N1	26-APR-2011 19:54:35	Straylight	43.000	141	Bet Ara	2.8400	4600.0	86	47873	No
179	GOM_NL__2PRFIN20110426_195611_000000543102_00014_47873_8686.N1	26-APR-2011 19:56:11	Straylight	53.500	40	The Sco	1.8590	7100.0	107	47873	No
180	GOM_NL__2PRFIN20110426_195751_000000613102_00014_47873_8687.N1	26-APR-2011 19:57:51	Straylight	61.000	25	35Lam Sco	1.6200	28000.	122	47873	No
181	GOM_NL__2PRFIN20110426_200110_000000663102_00014_47873_8688.N1	26-APR-2011 20:01:10	Straylight	66.000	75	26Eps Sco	2.2910	4250.0	132	47873	No
182	GOM_NL__2PRFIN20110426_200505_000000613102_00014_47873_8689.N1	26-APR-2011 20:05:05	Tw_i_and_stray	61.000	16	21Alp Sco	1.0200	3000.0	122	47873	No
183	GOM_NL__2PRFIN20110426_200731_000000703102_00014_47873_8690.N1	26-APR-2011 20:07:31	Tw_i_and_stray	69.500	80	7Del Sco	2.3160	30000.	139	47873	No
184	GOM_NL__2PRFIN20110426_201053_000000473102_00014_47873_8691.N1	26-APR-2011 20:10:53	Bright	47.000	122	9Alp2Lib	2.7470	9700.0	94	47873	No
185	GOM_NL__2PRFIN20110426_201319_000000493102_00014_47873_8692.N1	26-APR-2011 20:13:19	Bright	49.000	104	27Bet Lib	2.6140	13100.	98	47873	No
186	GOM_NL__2PRFIN20110426_202150_000000413102_00014_47873_8693.N1	26-APR-2011 20:21:50	Bright	40.500	111	8Eta Boo	2.6800	6000.0	81	47873	No
187	GOM_NL__2PRFIN20110426_202550_000000463102_00014_47873_8694.N1	26-APR-2011 20:25:50	Bright	46.000	83		2.3780	11000.	92	47873	No
188	GOM_NL__2PRFIN20110426_202846_000000423102_00014_47873_8695.N1	26-APR-2011 20:28:46	Bright	41.500	180	27Gam Boo	3.0400	8000.0	83	47873	No
189	GOM_NL__2PRFIN20110426_203048_000000403102_00014_47873_8696.N1	26-APR-2011 20:30:48	Bright	40.000	39	85Eta UMa	1.8540	24000.	80	47873	No
190	GOM_NL__2PRFIN20110426_203812_000000423102_00014_47873_8697.N1	26-APR-2011 20:38:12	Bright	41.500	60	7Bet UMi	2.0810	3950.0	83	47873	No
191	GOM_NL__2PRFIN20110426_204822_000000393102_00014_47873_8698.N1	26-APR-2011 20:48:22	Bright	39.000	89	5Alp Cep	2.4510	8000.0	78	47873	No
192	GOM_NL__2PRFIN20110426_205334_000000573102_00014_47873_8699.N1	26-APR-2011 20:53:34	Bright	56.500	19	50Alp Cyg	1.2460	10500.	113	47873	No
193	GOM_NL__2PRFIN20110426_205918_000000503102_00014_47873_8700.N1	26-APR-2011 20:59:18	Bright	50.000	164	44Eta Peg	2.9480	5400.0	100	47873	No
194	GOM_NL__2PRFIN20110426_210727_000000623102_00014_47873_8701.N1	26-APR-2011 21:07:27	Dark	61.500	61	8Eps Peg	2.1000	3900.0	123	47873	No
195	GOM_NL__2PRFIN20110426_210955_000000503102_00014_47873_8702.N1	26-APR-2011 21:09:55	Dark	50.000	162	34Alp Aqr	2.9440	5350.0	100	47873	No
196	GOM_NL__2PRFIN20110426_211316_000000543102_00014_47873_8703.N1	26-APR-2011 21:13:16	Dark	54.000	154	22Bet Aqr	2.8990	5700.0	108	47873	No
197	GOM_NL__2PRFIN20110426_213450_000000443102_00015_47874_8767.N1	26-APR-2011 21:34:50	Straylight	44.000	141	Bet Ara	2.8400	4600.0	88	47874	No
198	GOM_NL__2PRFIN20110426_213626_000000603102_00015_47874_8768.N1	26-APR-2011 21:36:26	Straylight	60.000	40	The Sco	1.8590	7100.0	120	47874	No
199	GOM_NL__2PRFIN20110426_213805_000000583102_00015_47874_8769.N1	26-APR-2011 21:38:05	Straylight	57.500	25	35Lam Sco	1.6200	28000.	115	47874	No
200	GOM_NL__2PRFIN20110426_214125_000000643102_00015_47874_8770.N1	26-APR-2011 21:41:25	Straylight	63.500	75	26Eps Sco	2.2910	4250.0	127	47874	No
201	GOM_NL__2PRFIN20110426_214520_000000653102_00015_47874_8771.N1	26-APR-2011 21:45:20	Tw_i_and_stray	65.000	16	21Alp Sco	1.0200	3000.0	130	47874	No
202	GOM_NL__2PRFIN20110426_214746_000000643102_00015_47874_8772.N1	26-APR-2011 21:47:46	Tw_i_and_stray	64.000	80	7Del Sco	2.3160	30000.	128	47874	No
203	GOM_NL__2PRFIN20110426_215107_000000513102_00015_47874_8773.N1	26-APR-2011 21:51:07	Bright	50.500	122	9Alp2Lib	2.7470	9700.0	101	47874	No
204	GOM_NL__2PRFIN20110426_215333_000000523102_00015_47874_8774.N1	26-APR-2011 21:53:33	Bright	51.500	104	27Bet Lib	2.6140	13100.	103	47874	No
205	GOM_NL__2PRFIN20110426_220204_000000403102_00015_47874_8775.N1	26-APR-2011 22:02:04	Bright	39.500	111	8Eta Boo	2.6800	6000.0	79	47874	No
206	GOM_NL__2PRFIN20110426_220603_000000483102_00015_47874_8776.N1	26-APR-2011 22:06:03	Bright	48.000	83		2.3780	11000.	96	47874	No
207	GOM_NL__2PRFIN20110426_220900_000000423102_00015_47874_8777.N1	26-APR-2011 22:09:00	Bright	42.000	180	27Gam Boo	3.0400	8000.0	84	47874	No
208	GOM_NL__2PRFIN20110426_221102_000000383102_00015_47874_8778.N1	26-APR-2011 22:11:02	Bright	37.500	39	85Eta UMa	1.8540	24000.	75	47874	No
209	GOM_NL__2PRFIN20110426_221826_000000413102_00015_47874_8779.N1	26-APR-2011 22:18:26	Bright	40.500	60	7Bet UMi	2.0810	3950.0	81	47874	No
210	GOM_NL__2PRFIN20110426_222836_000000423102_00015_47874_8780.N1	26-APR-2011 22:28:36	Bright	42.000	89	5Alp Cep	2.4510	8000.0	84	47874	No
211	GOM_NL__2PRFIN20110426_223347_000000573102_00015_47874_8781.N1	26-APR-2011 22:33:47	Bright	57.000	19	50Alp Cyg	1.2460	10500.	114	47874	No
212	GOM_NL__2PRFIN20110426_223932_000000413102_00015_47874_8782.N1	26-APR-2011 22:39:32	Bright	41.000	164	44Eta Peg	2.9480	5400.0	82	47874	No
213	GOM_NL__2PRFIN20110426_224742_000000623102_00015_47874_8783.N1	26-APR-2011 22:47:42	Dark	62.000	61	8Eps Peg	2.1000	3900.0	124	47874	No
214	GOM_NL__2PRFIN20110426_225010_000000503102_00015_47874_8784.N1	26-APR-2011 22:50:10	Dark	49.500	162	34Alp Aqr	2.9440	5350.0	99	47874	No
215	GOM_NL__2PRFIN20110426_225331_000000583102_00015_47874_8785.N1	26-APR-2011 22:53:31	Dark	58.000	154	22Bet Aqr	2.8990	5700.0	116	47874	No
216	GOM_NL__2PRFIN20110426_231504_000000433102_00016_47875_8780.N1	26-APR-2011 23:15:04	Straylight	43.000	141	Bet Ara	2.8400	4600.0	86	47875	No
217	GOM_NL__2PRFIN20110426_231641_000000613102_00016_47875_8781.N1	26-APR-2011 23:16:41	Straylight	60.500	40	The Sco	1.8590	7100.0	121	47875	No
218	GOM_NL__2PRFIN20110426_231820_000000633102_00016_47875_8782.N1	26-APR-2011 23:18:20	Straylight	63.000	25	35Lam Sco	1.6200	28000.	126	47875	No
219	GOM_NL__2PRFIN20110426_232140_000000643102_00016_47875_8783.N1	26-APR-2011 23:21:40	Straylight	63.500	75	26Eps Sco	2.2910	4250.0	127	47875	No

220	GOM_NL__2PRFIN20110426_232534_000000653102_00016_47875_8784.N1	26-APR-2011 23:25:34	Twilight_stray	65.000	16	21Alp Sco	1.0200	3000.0	130	47875	No
221	GOM_NL__2PRFIN20110426_232800_000000663102_00016_47875_8785.N1	26-APR-2011 23:28:00	Twilight_stray	65.500	80	7Del Sco	2.3160	30000.	131	47875	No
222	GOM_NL__2PRFIN20110426_233121_000000473102_00016_47875_8786.N1	26-APR-2011 23:31:21	Bright	46.500	122	9Alp2Lib	2.7470	9700.0	93	47875	No
223	GOM_NL__2PRFIN20110426_233347_000000523102_00016_47875_8787.N1	26-APR-2011 23:33:47	Bright	52.000	104	27Bet Lib	2.6140	13100.	104	47875	No
224	GOM_NL__2PRFIN20110426_234217_000000403102_00016_47875_8788.N1	26-APR-2011 23:42:17	Bright	39.500	111	8Eta Boo	2.6800	6000.0	79	47875	No
225	GOM_NL__2PRFIN20110426_234616_000000493102_00016_47875_8789.N1	26-APR-2011 23:46:16	Bright	48.500	83		2.3780	11000.	97	47875	No
226	GOM_NL__2PRFIN20110426_234913_000000413102_00016_47875_8790.N1	26-APR-2011 23:49:13	Bright	41.000	180	27Gam Boo	3.0400	8000.0	82	47875	No
227	GOM_NL__2PRFIN20110426_235115_000000473102_00016_47875_8791.N1	26-APR-2011 23:51:15	Bright	46.500	39	85Eta UMa	1.8540	24000.	93	47875	No
228	GOM_NL__2PRFIN20110426_235840_000000403102_00016_47875_8792.N1	26-APR-2011 23:58:40	Bright	40.000	60	7Bet UMi	2.0810	3950.0	80	47875	No

3. Quality information per product

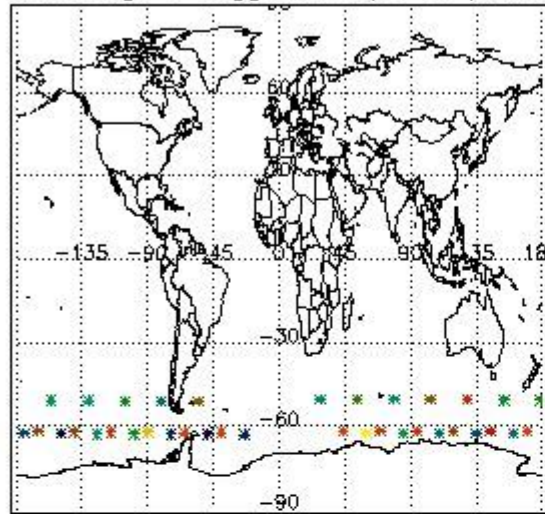
In this section it is plotted some information contained in the Quality Summary data set of the level 2 products. Only products in dark limb conditions and without errors (error flag in the MPH set to "0") are used.

3.1 Plot quality information per product (time dependant)

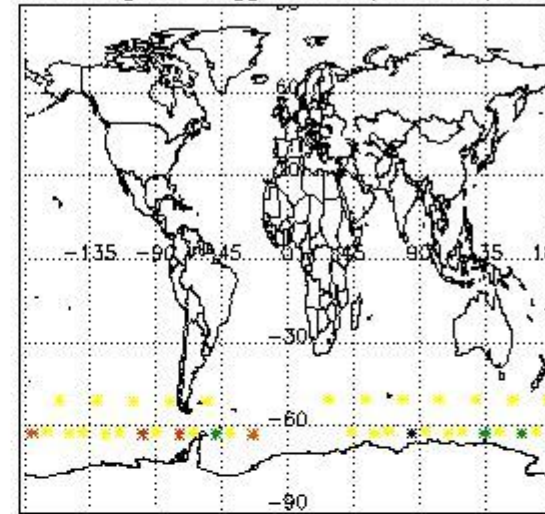


3.2 Plot quality information per product (world map)

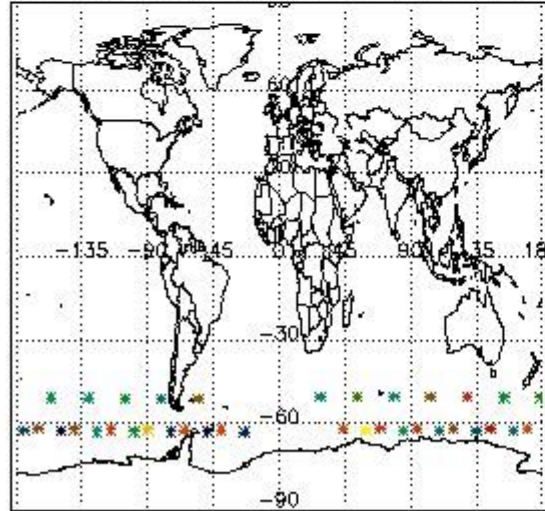
Percentage of flagged data per O3 profile



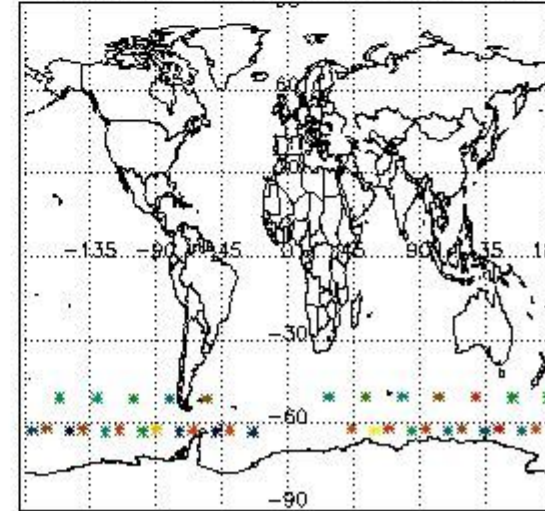
Percentage of flagged data per H2O profile



Percentage of flagged data per NO2 profile



Percentage of flagged data per NO3 profile

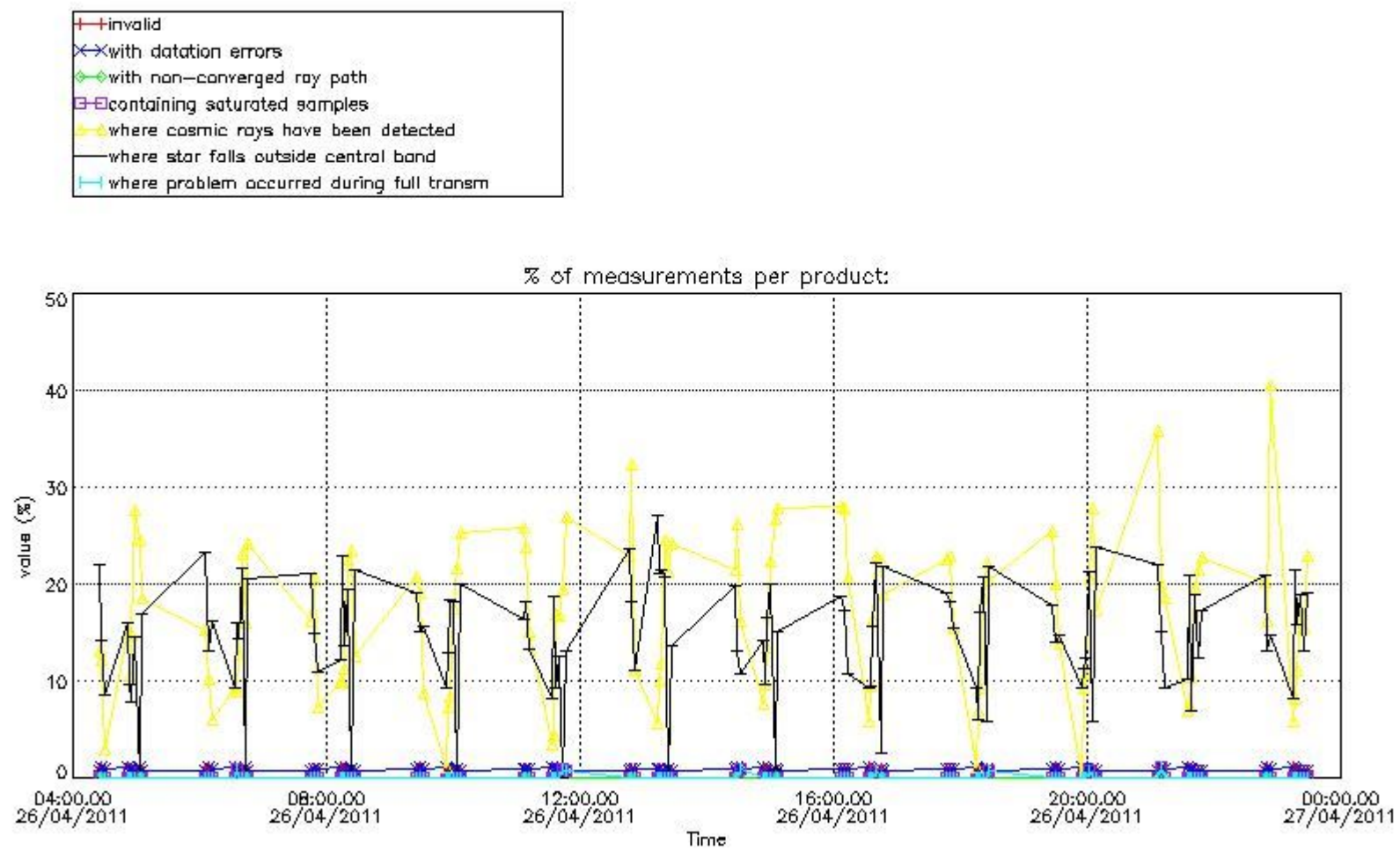


4. Level 1 quality information per product

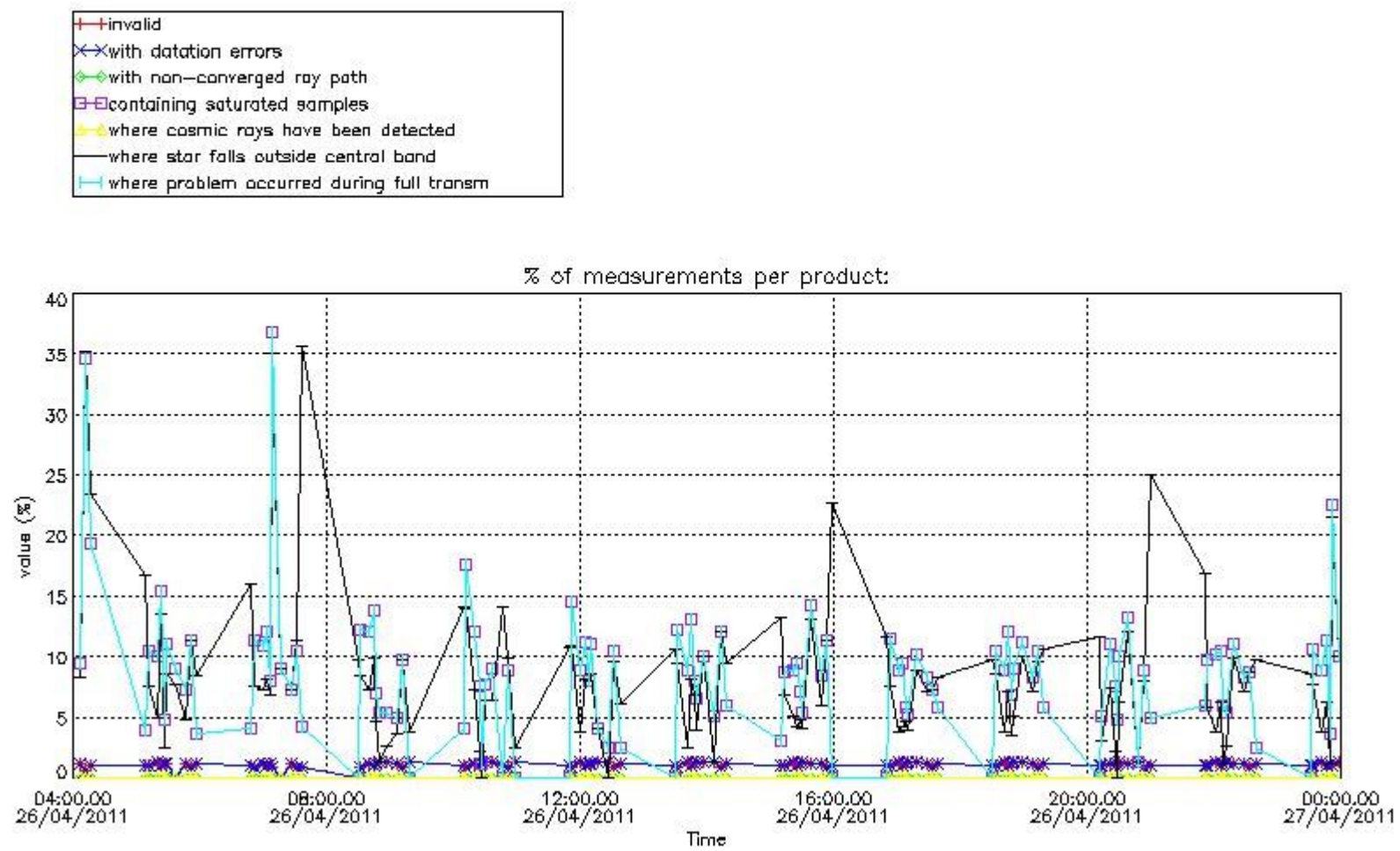
In this section it is plotted some information contained in the Quality Summary data set of the level 2 products that comes from the level 1b processing. Products without errors (error flag in the MPH set to "0") are used.

4.1 Plot quality information per product (time dependant) coming from level 1b processing

4.1.1 Plot level 1 quality information per product (time dependant): ENVISAT ASCENDING passes



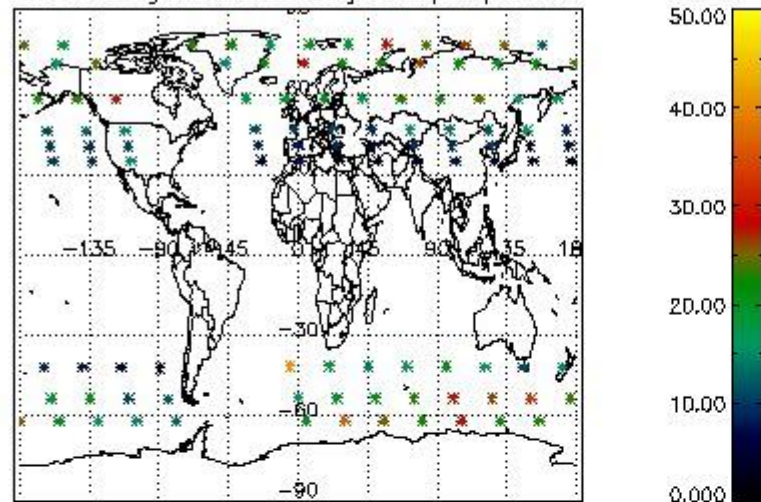
4.1.2 Plot level 1 quality information per product (time dependant): ENVI SAT DESCENDING passes



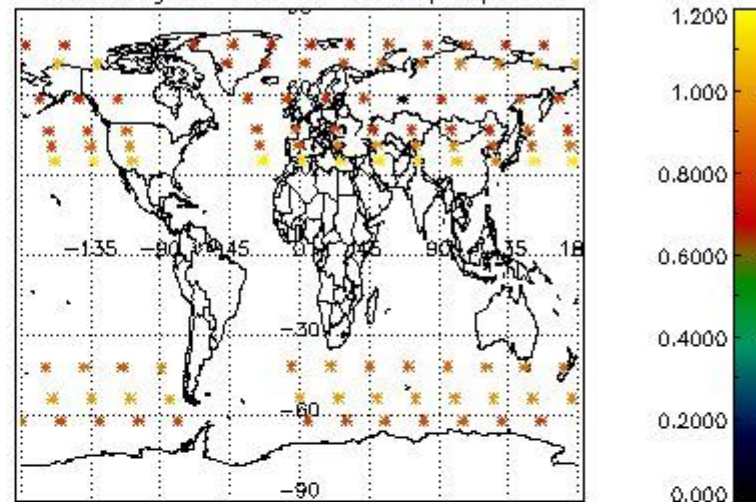
4.2 Plot quality information per product coming from level 1b processing (world map)

4.2.1 Plot level 1 quality information per product (world map): ENVISAT ASCENDING passes

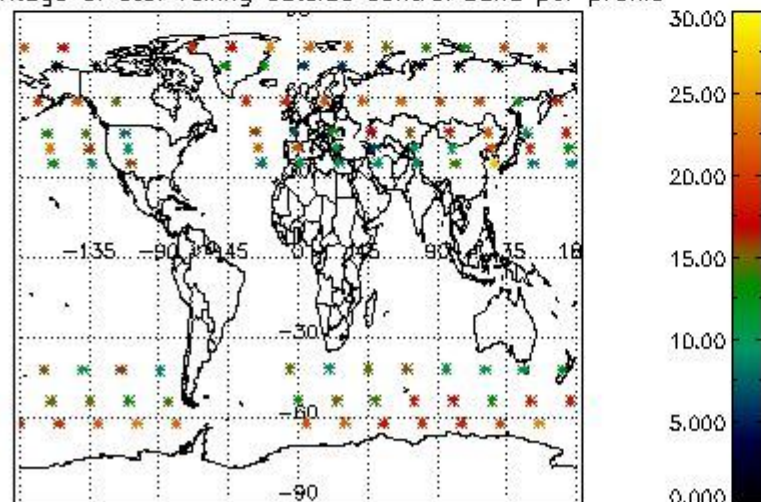
Percentage of cosmic ray hits per profile



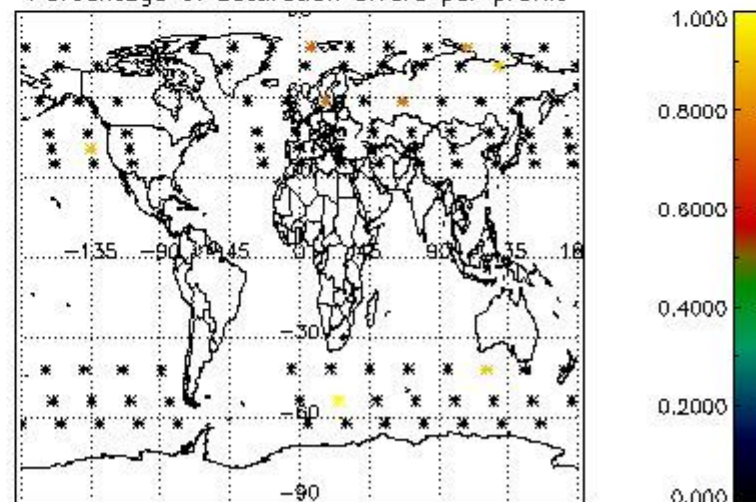
Percentage of datation errors per profile



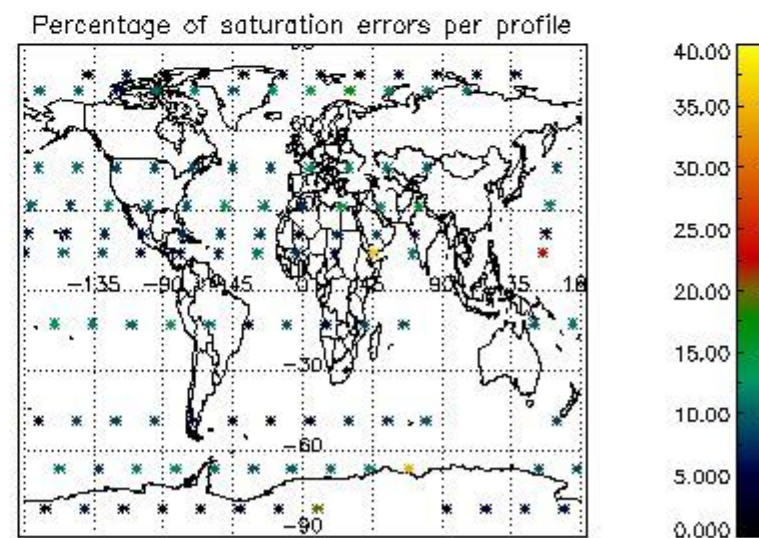
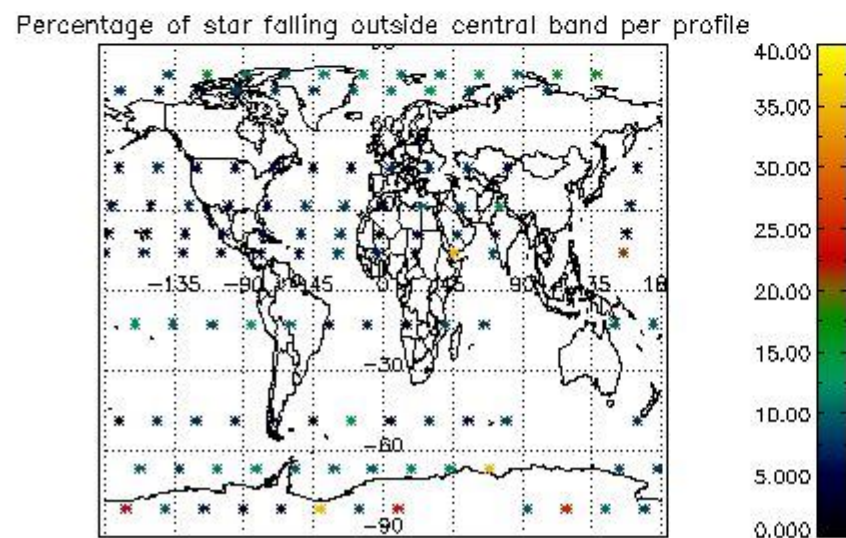
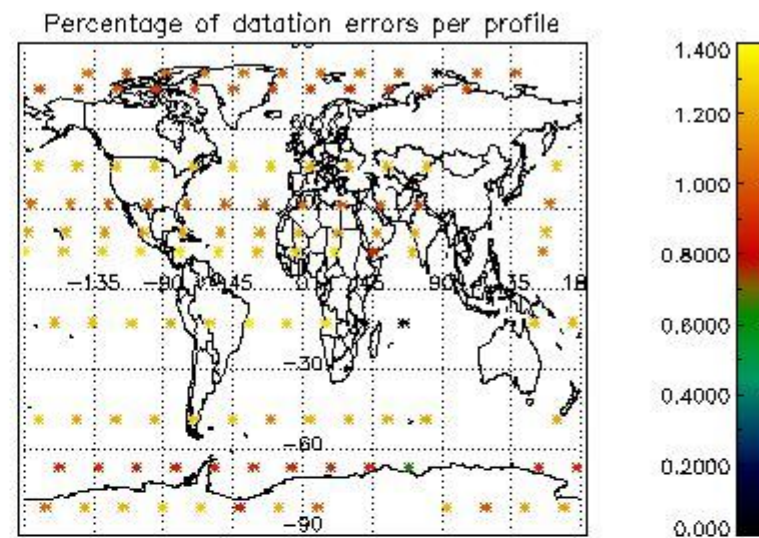
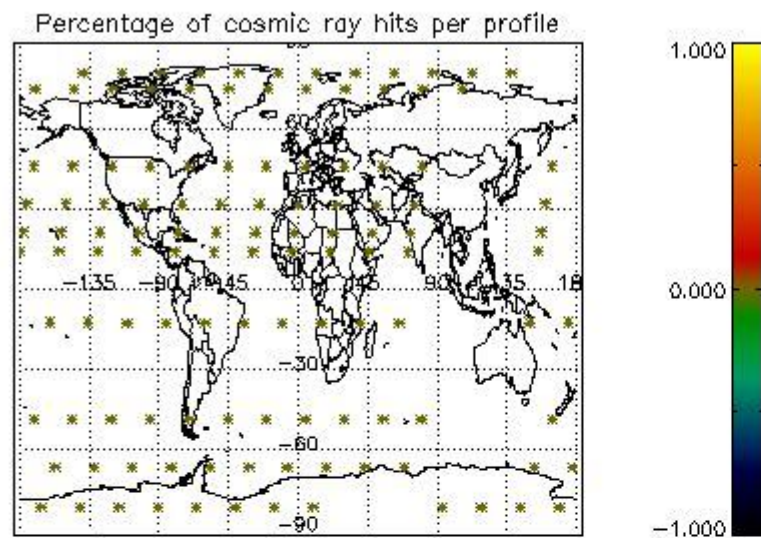
Percentage of star falling outside central band per profile



Percentage of saturation errors per profile



4.2.2 Plot level 1 quality information per product (world map): ENVISAT DESCENDING passes



5. Trace gas profiles

5.1 Ozone statistics based on quality of products

The final quality of the products can be "measured" using the STD (Standard Deviation) attached to every point profile. This information is written to the parameter GOM_NL__2P/NL_LOCAL_SPECIES_DENSITY/o3_std of the level 2 products. The table below shows the statistics for given STD ranges.

The statistics are given with respect to the overall valid production:

- Products without fatal errors: GOM_NL__2P/MPH/PRODUCT_ERR=0
- Valid point profile: GOM_NL__2P/NL_LOCAL_SPECIES_DENSITY/pcd(0)=0

The 'Criteria' is applied to valid points of dark limb products:

- Products in dark limb illumination condition: GOM_NL__2P/NL_SUMMARY_QUALITY/obs_ill_cond=0
- Products without fatal errors: GOM_NL__2P/MPH/PRODUCT_ERR=0
- Valid point profile: GOM_NL__2P/NL_LOCAL_SPECIES_DENSITY/pcd(0)=0

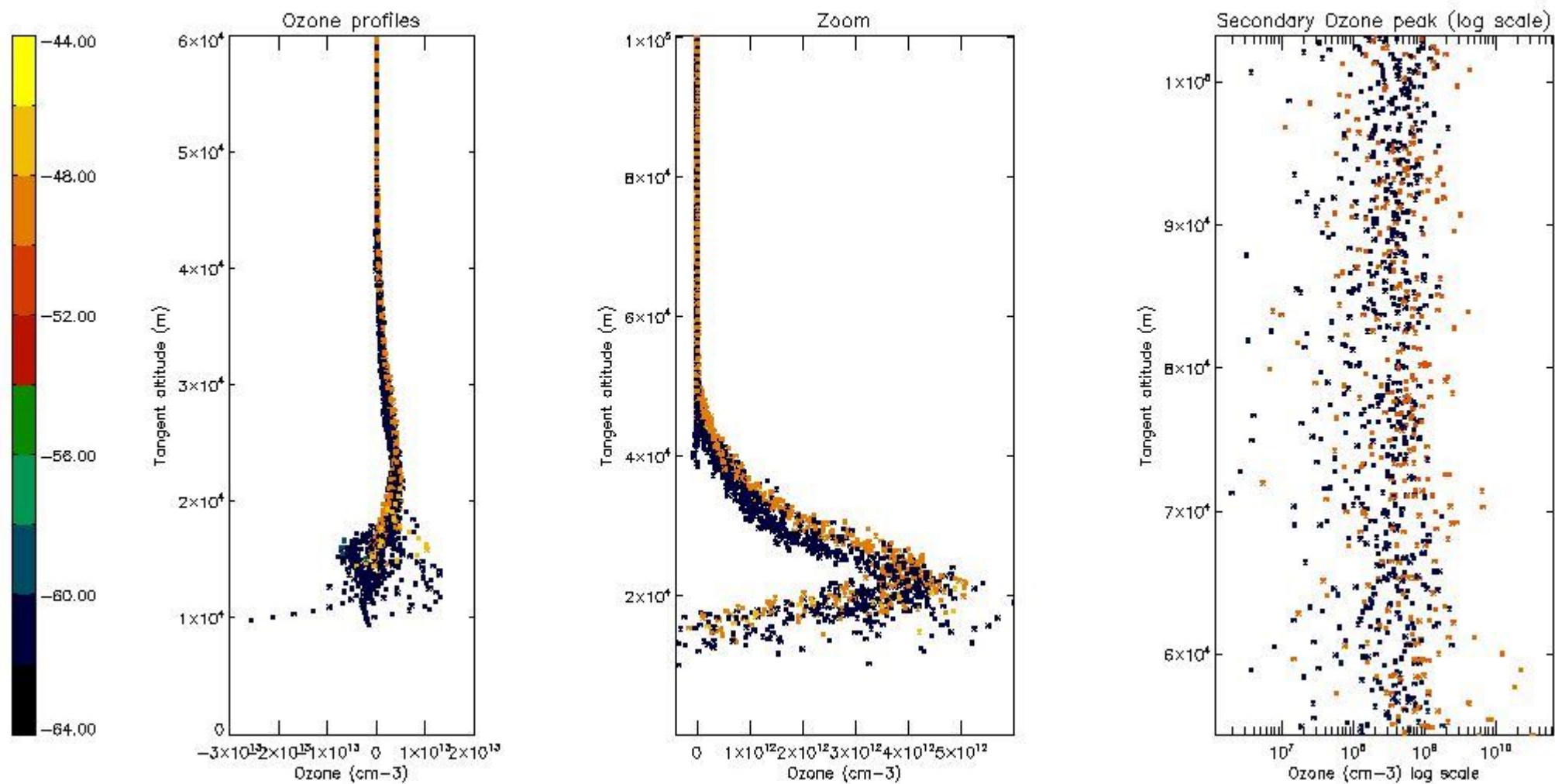
So, the table below shows the percentage of dark limb and valid observations for each criteria with respect to the overall valid daily observations.

Criteria	% of total production
All STD	18
STD < 20	4

STD < 10	1
STD < 5	0

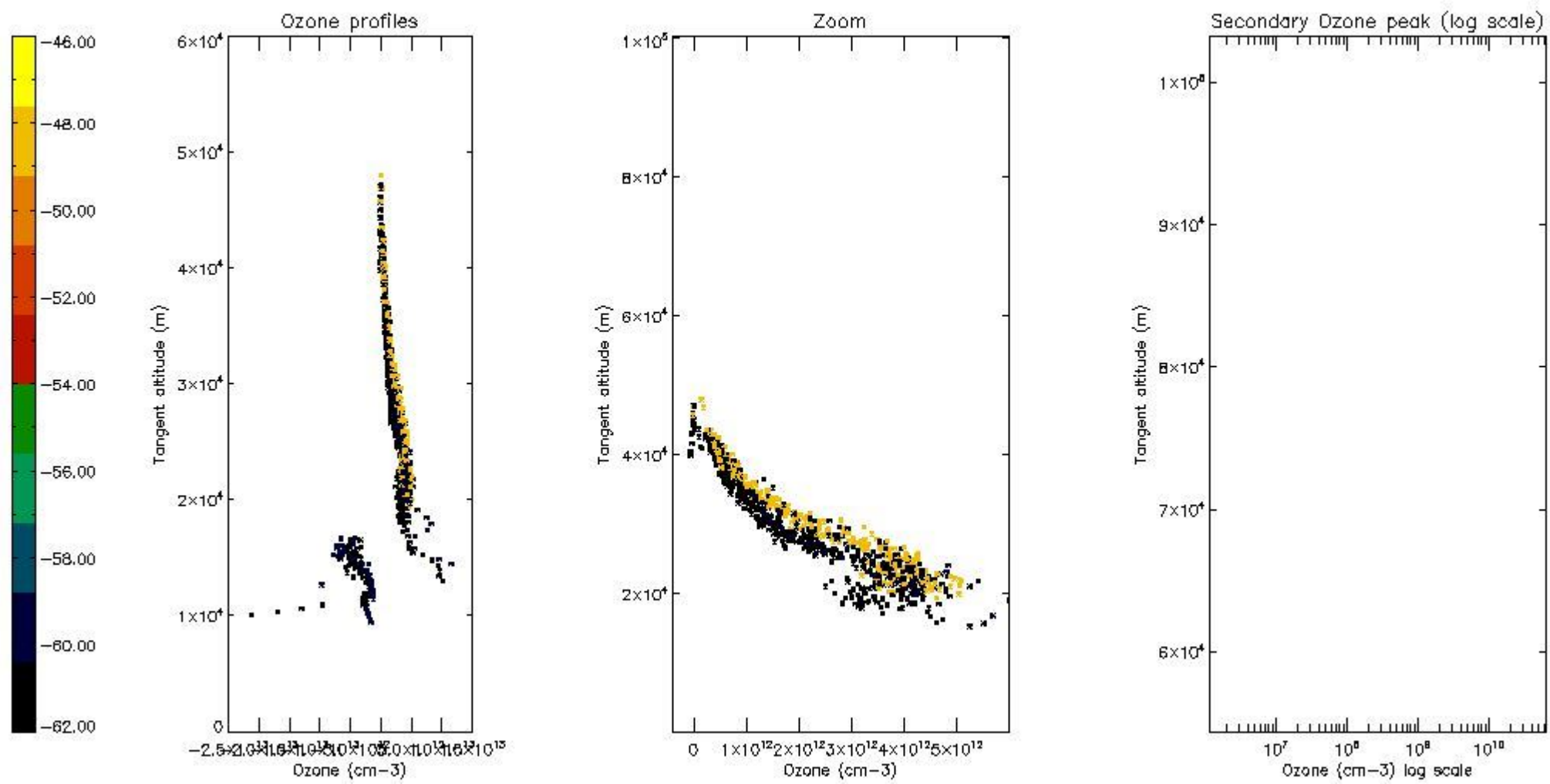
5.2 Plot ozone profiles for all STD (dark without errors)

The colorbar represents the latitude.



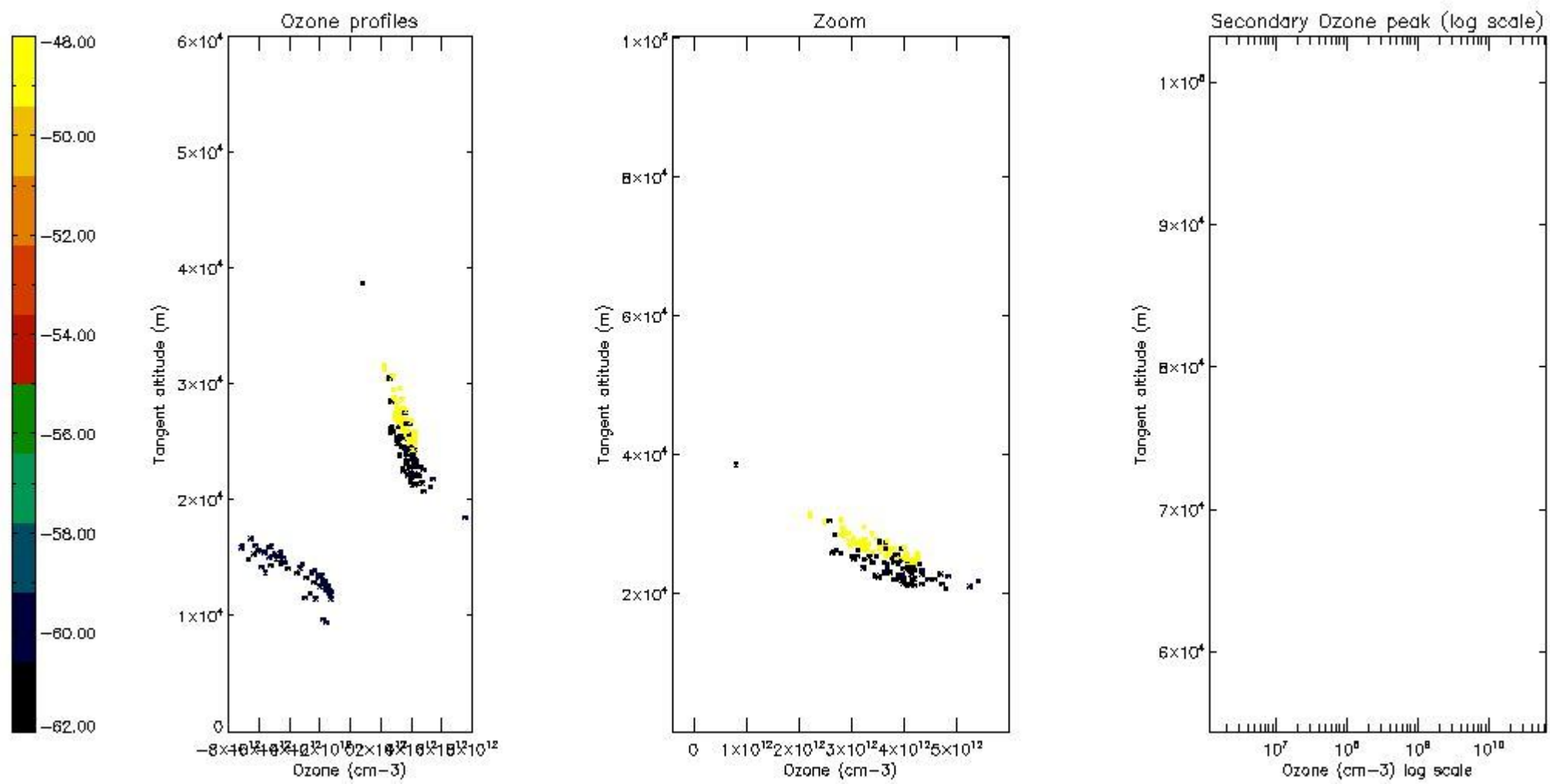
5.3 Plot ozone profiles where STD < 20% (dark without errors)

The colorbar represents the latitude.



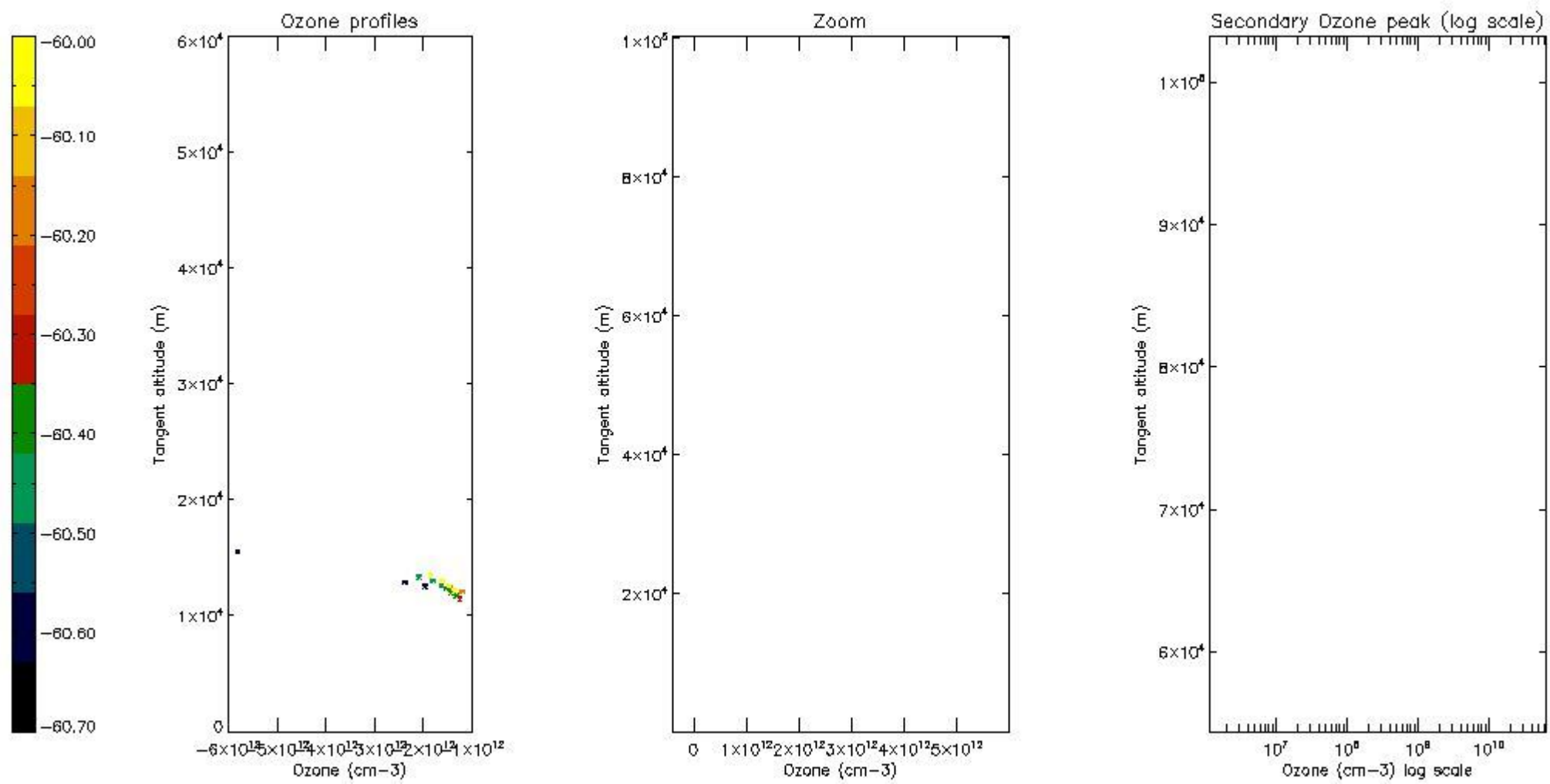
5.4 Plot ozone profiles where STD < 10% (dark without errors)

The colorbar represents the latitude.



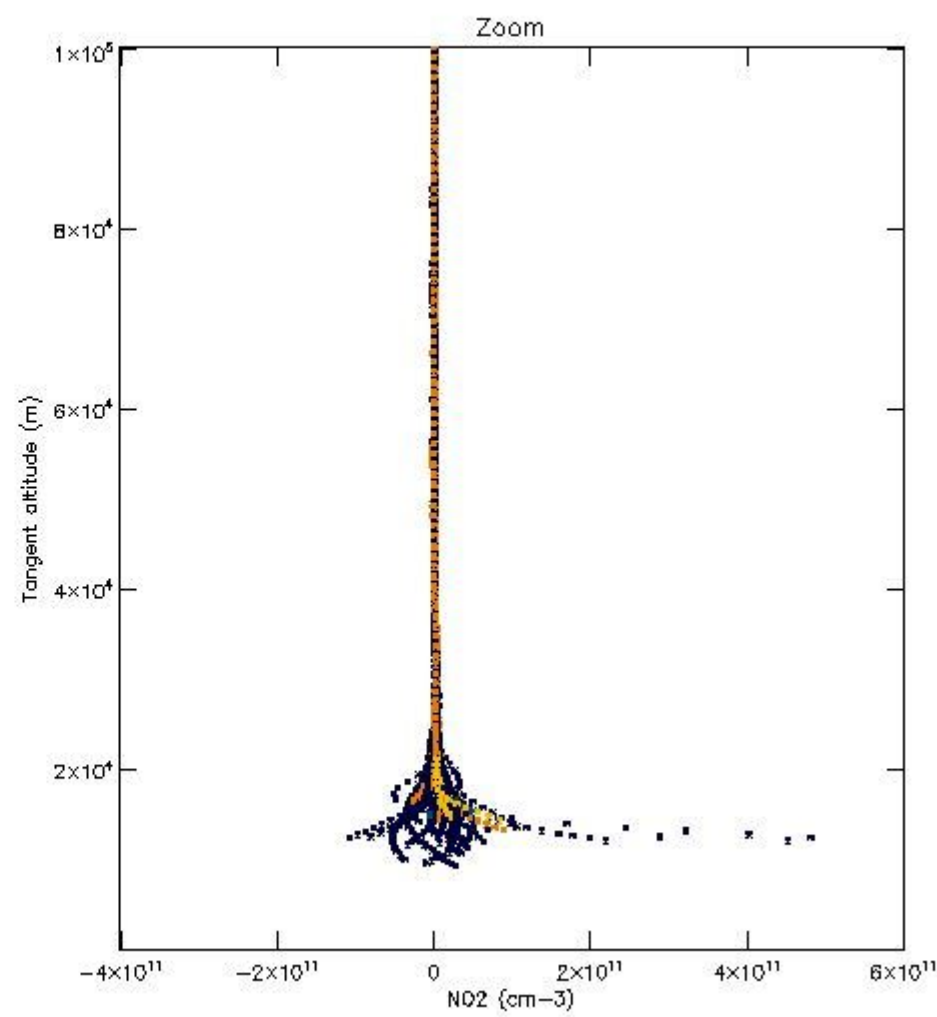
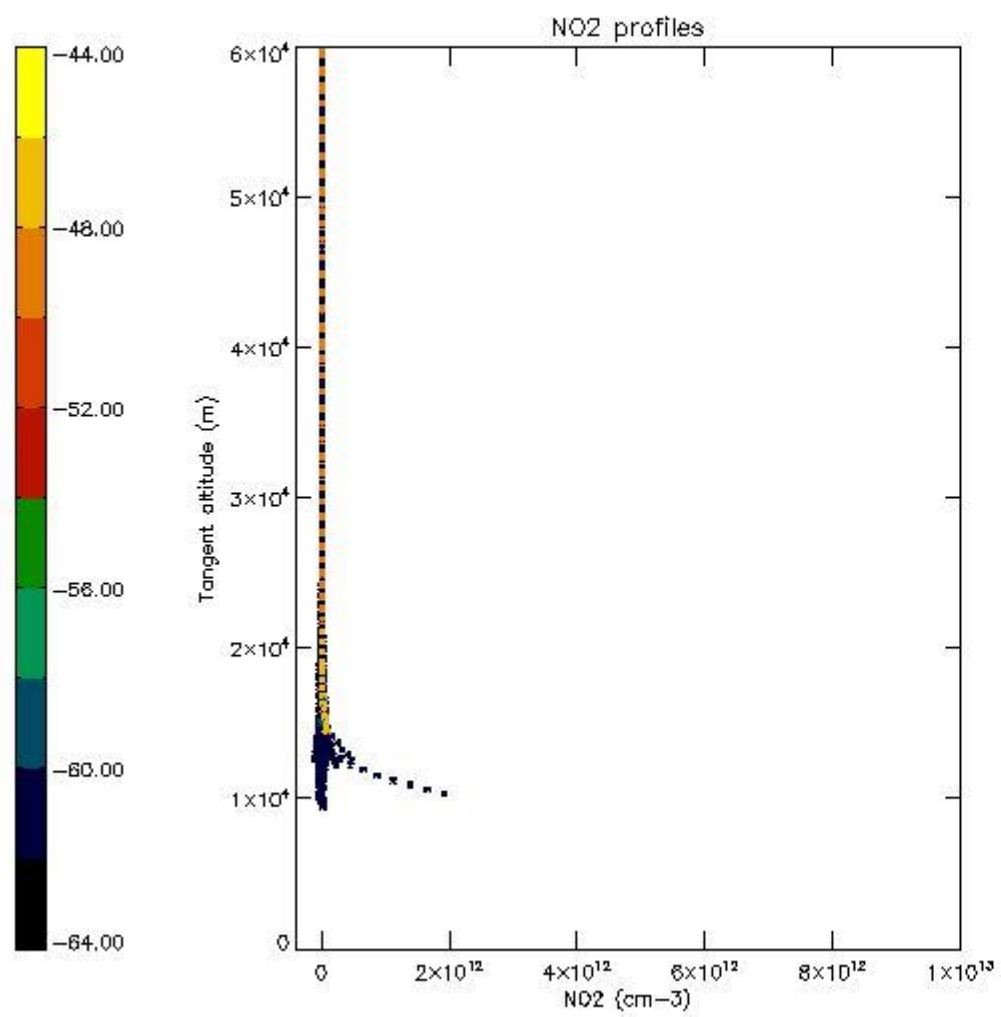
5.5 Plot ozone profiles where $STD < 5\%$ (dark without errors)

The colorbar represents the latitude.



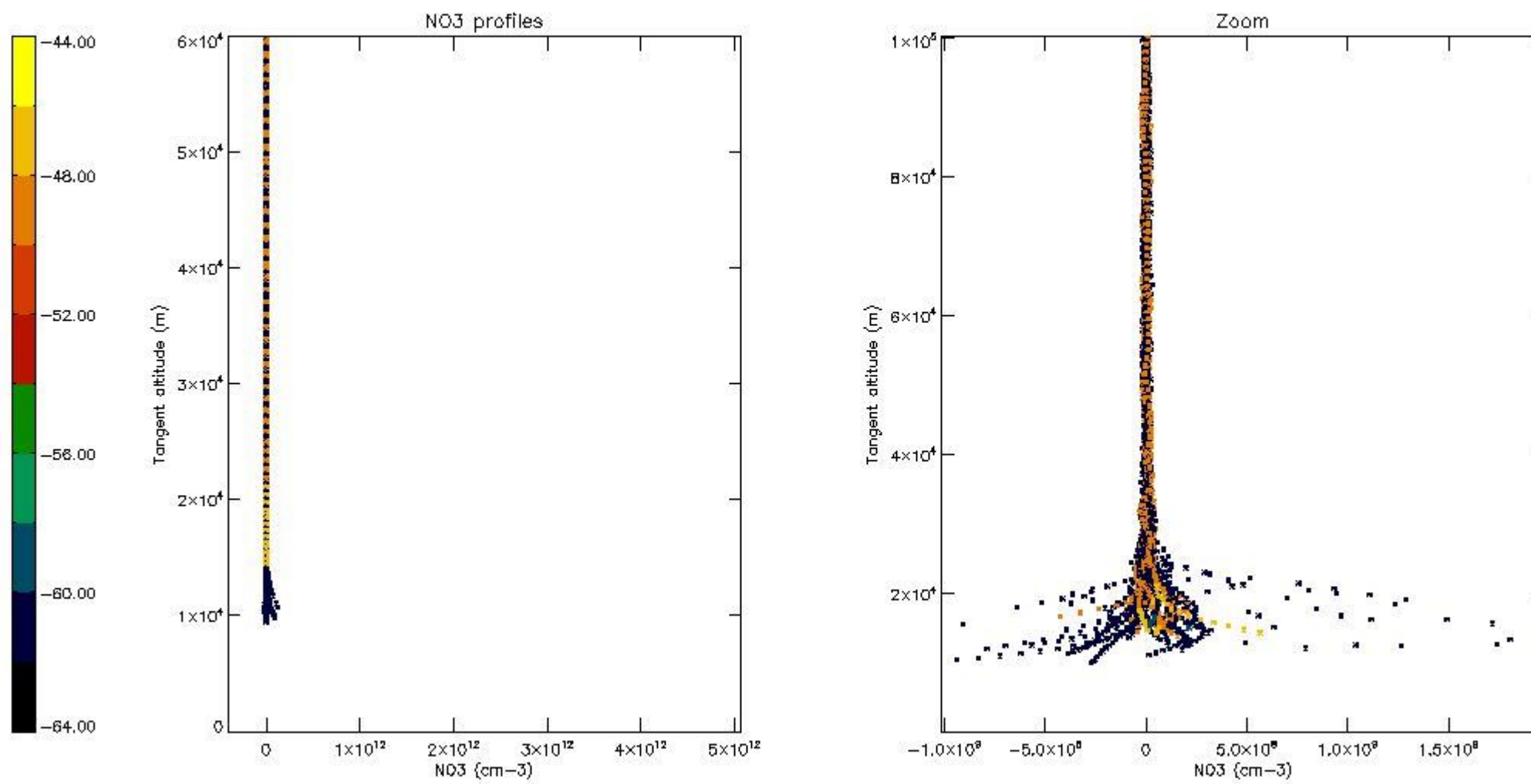
5.6 Plot NO₂ profiles for all STD (dark without errors)

The colorbar represents the latitude.



5.7 Plot NO3 profiles for all STD (dark without errors)

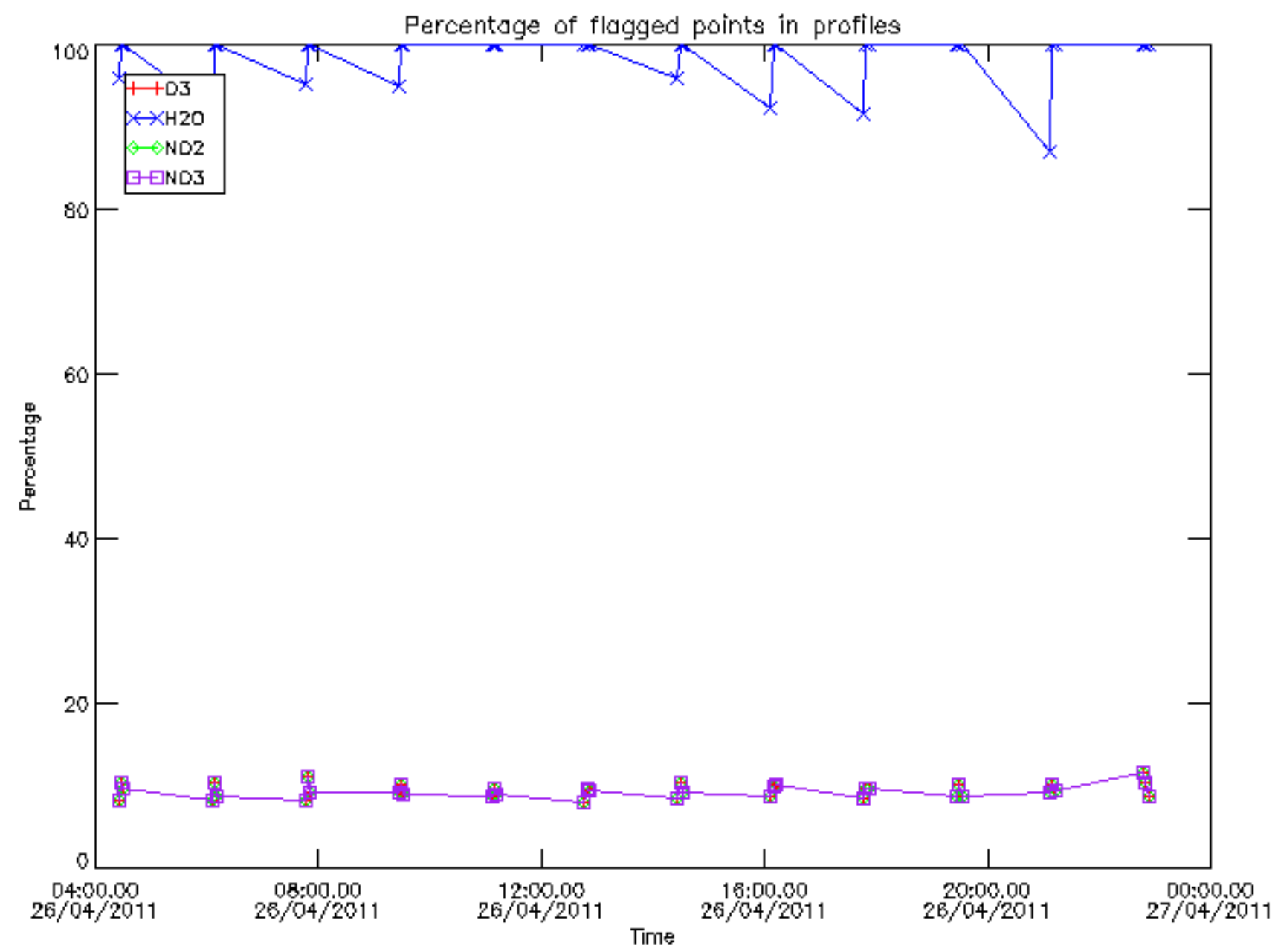
The colorbar represents the latitude.



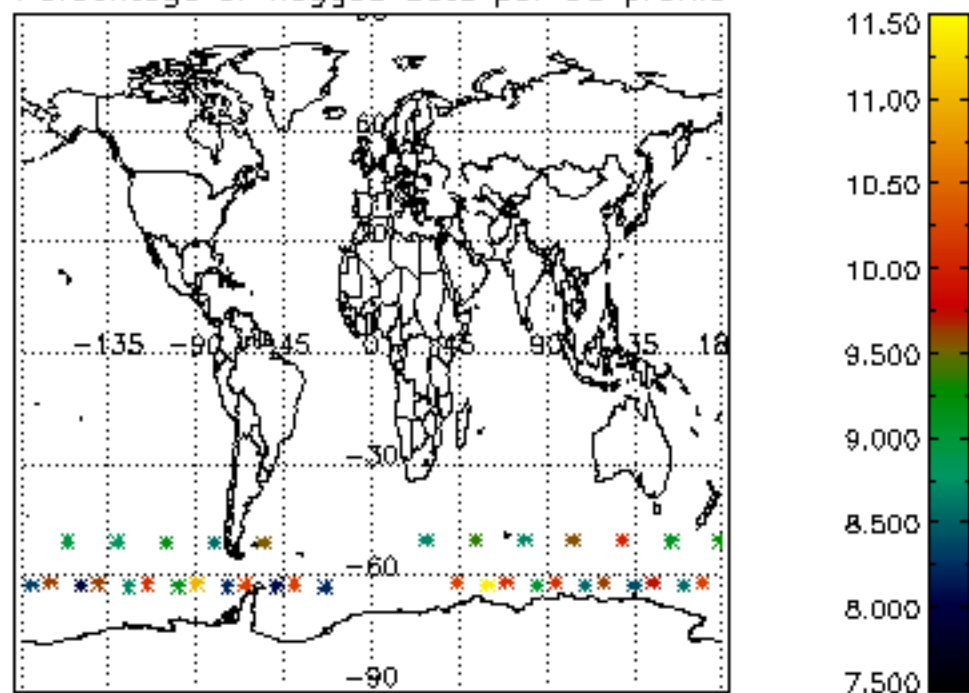
6. Auxiliary Data Files used for the production reported in section 2

The number reported in the third column indicates since which file (see list in section 2) the corresponding auxiliary file has been used. The fourth column is the date of those product files.

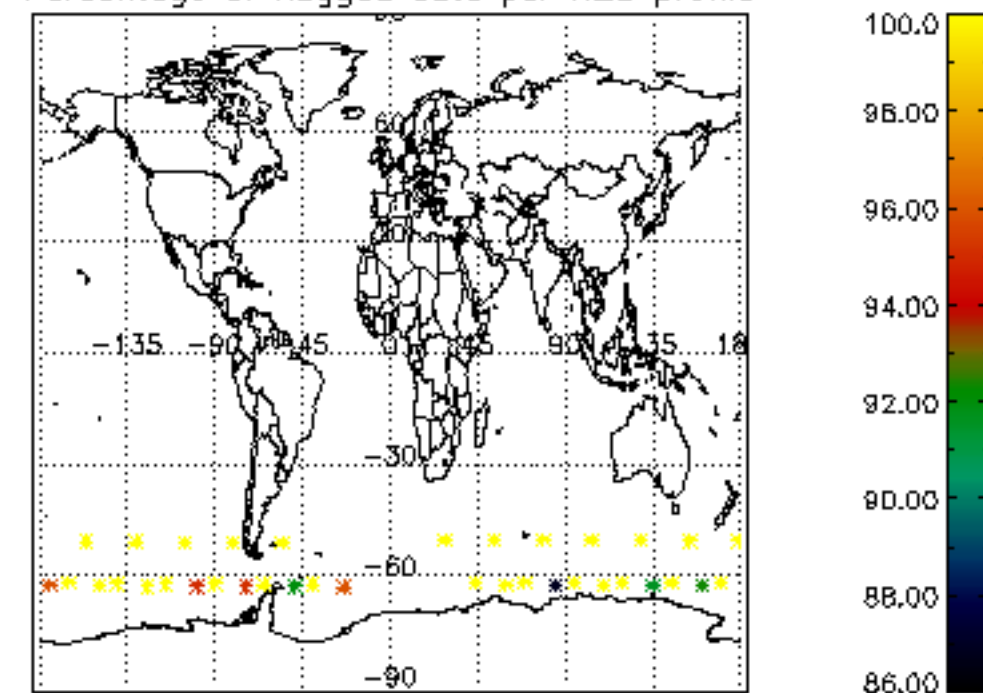
Type	Auxiliary Filename	Used since product	Used since product date
INST_PHYS_CHARACTERISTICS	GOM_INS_AXVIEC20091111_143220_20030716_120000_20500101_000000	1	26-APR-2011 04:06:05
LEVEL-2_PROC_CONFIG	GOM_PR2_AXVIEC20091111_152718_20020301_000000_20500101_000000	1	26-APR-2011 04:06:05
CROSS_SECTIONS_FILE	GOM_CRS_AXVIEC20091111_154832_20020301_000000_20500101_000000	1	26-APR-2011 04:06:05



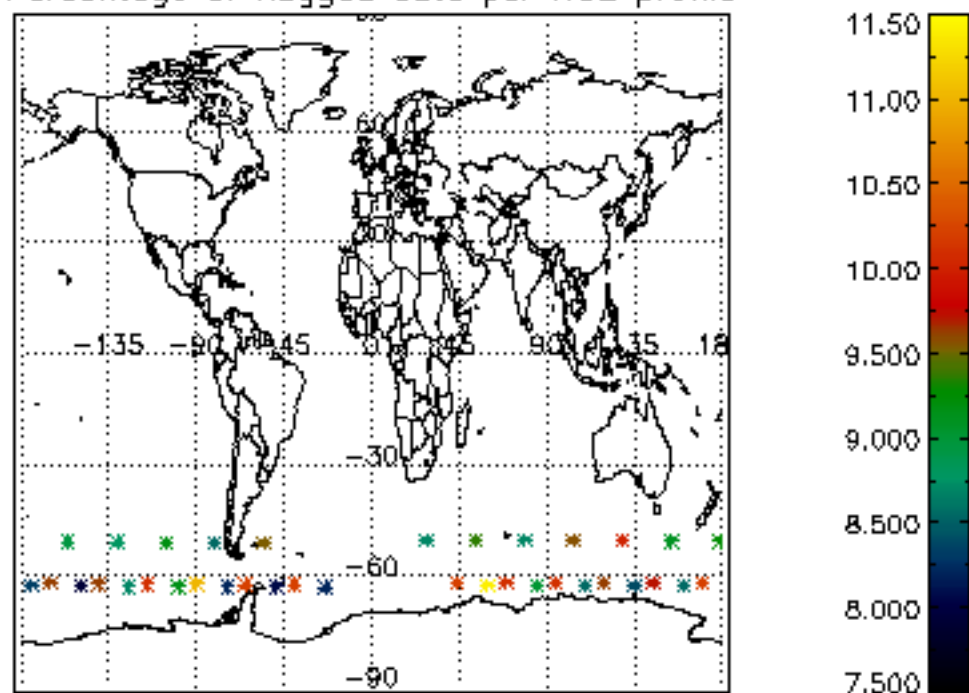
Percentage of flagged data per D3 profile



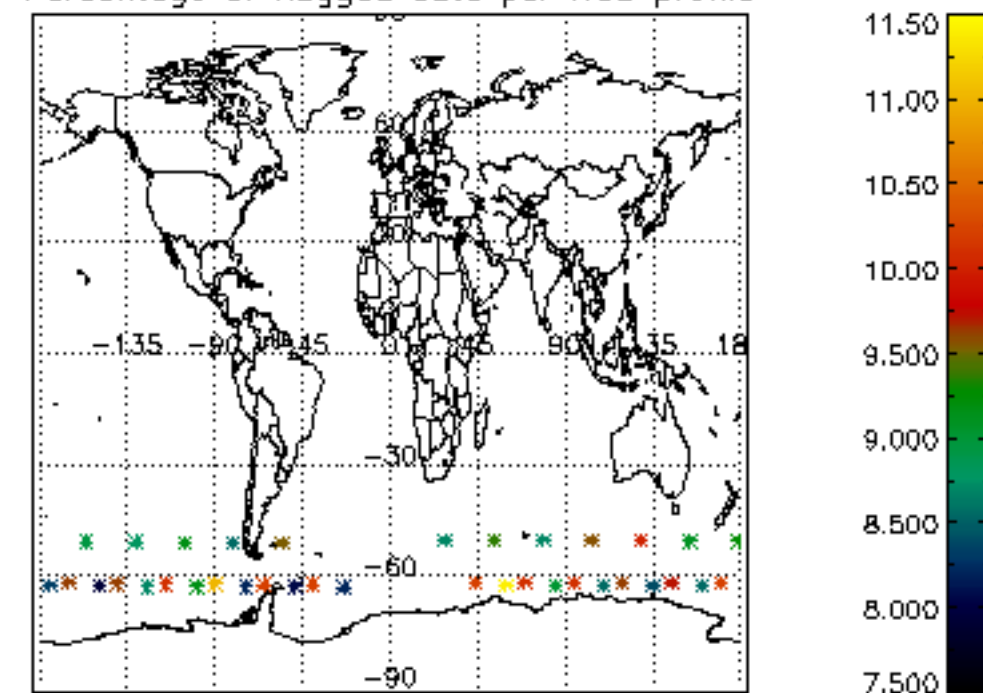
Percentage of flagged data per H2O profile

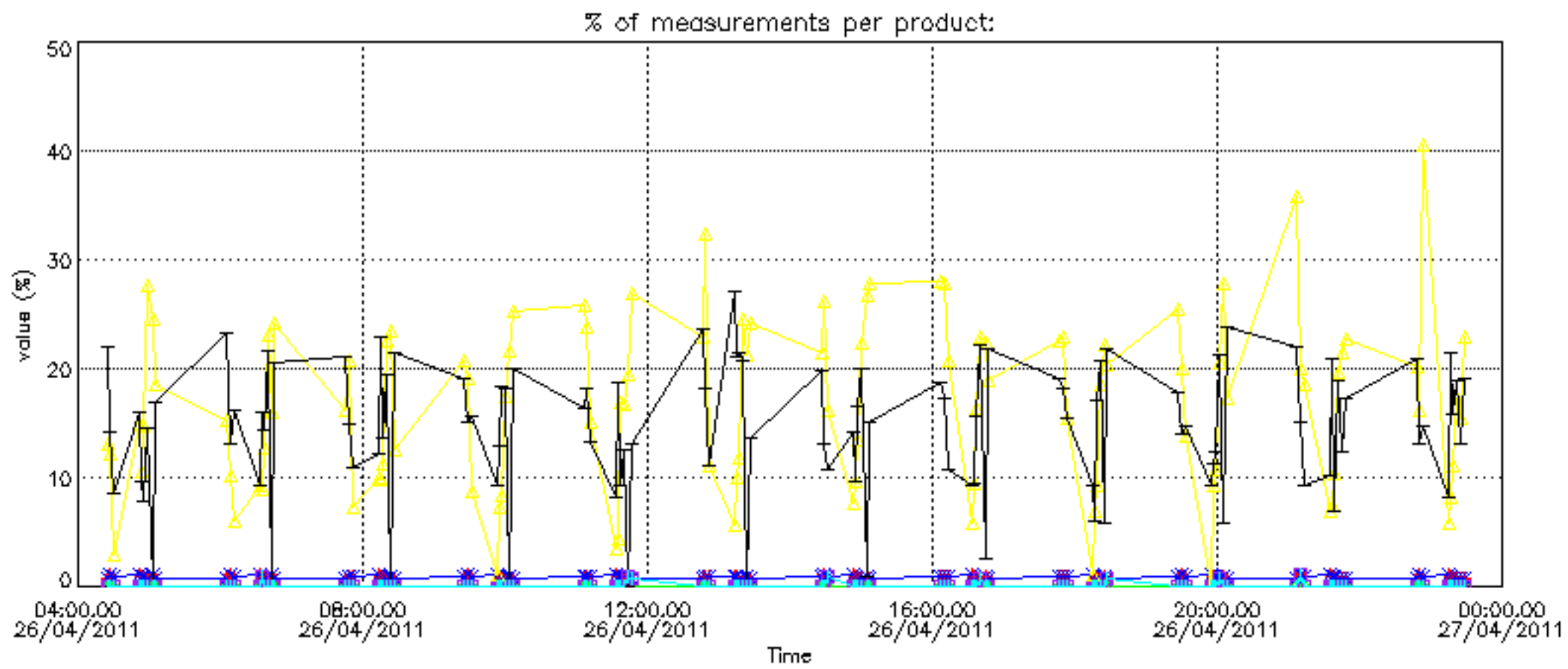


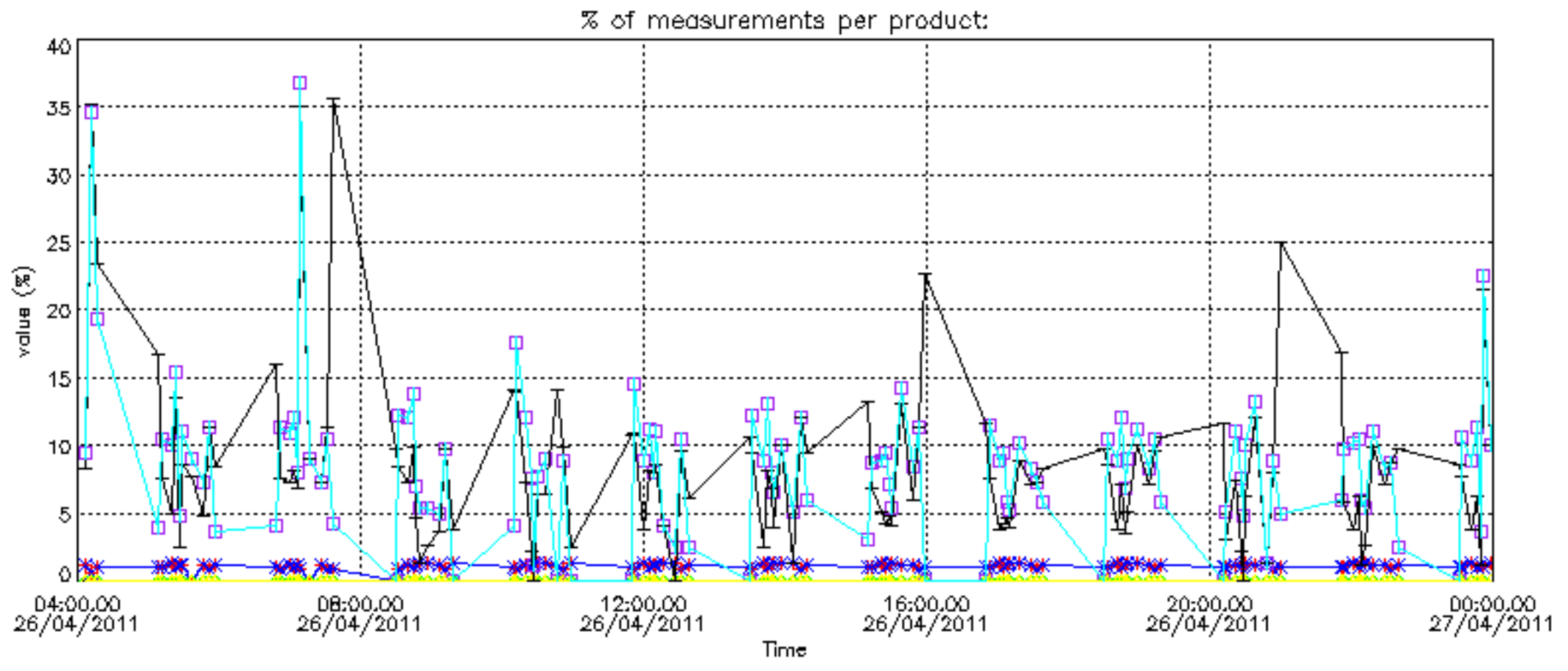
Percentage of flagged data per NO2 profile



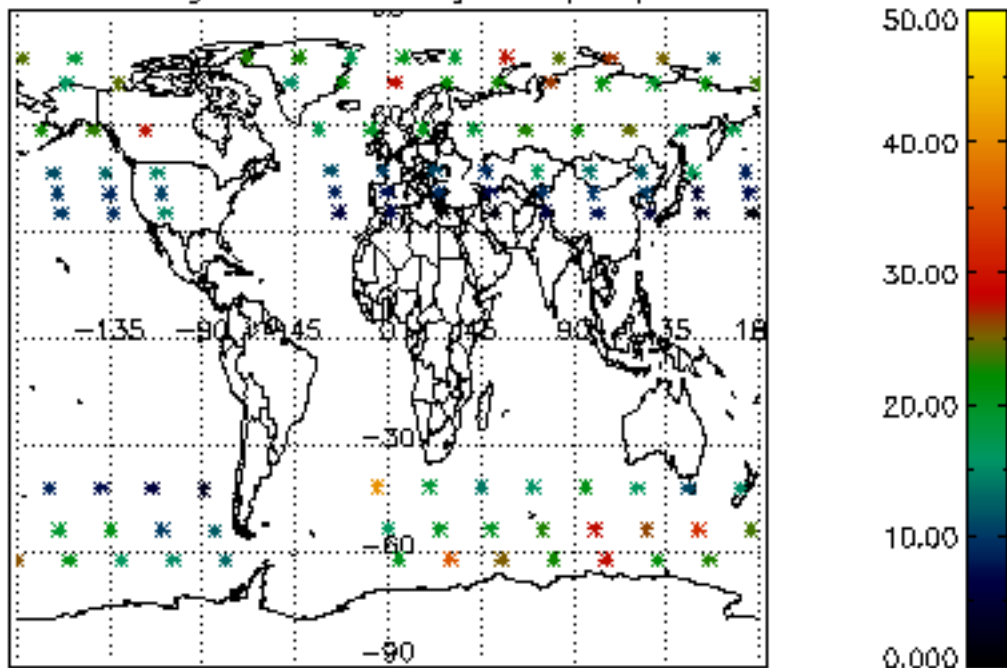
Percentage of flagged data per NO3 profile



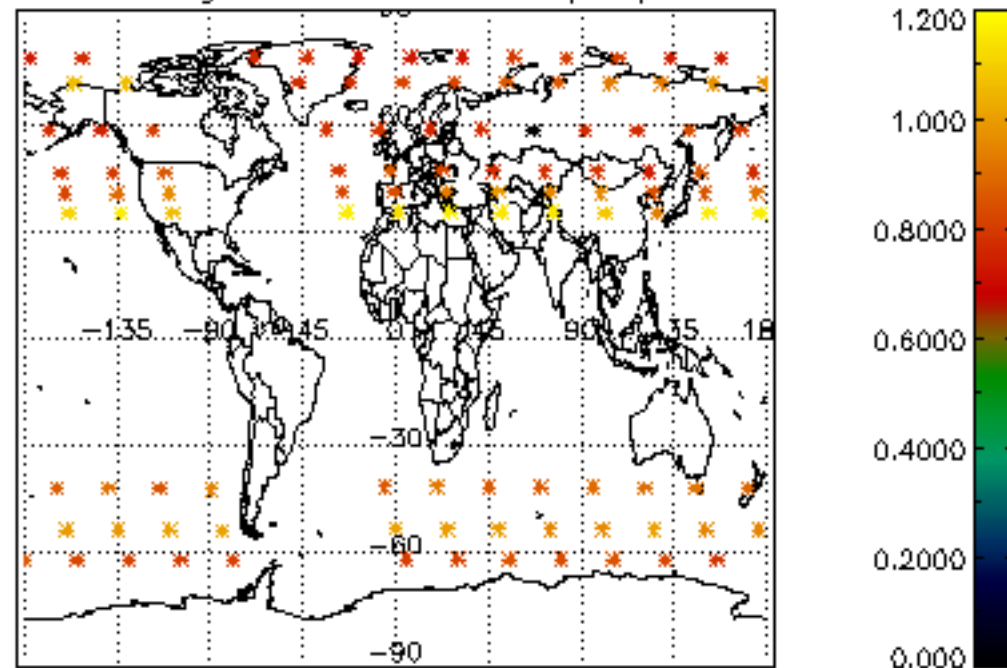




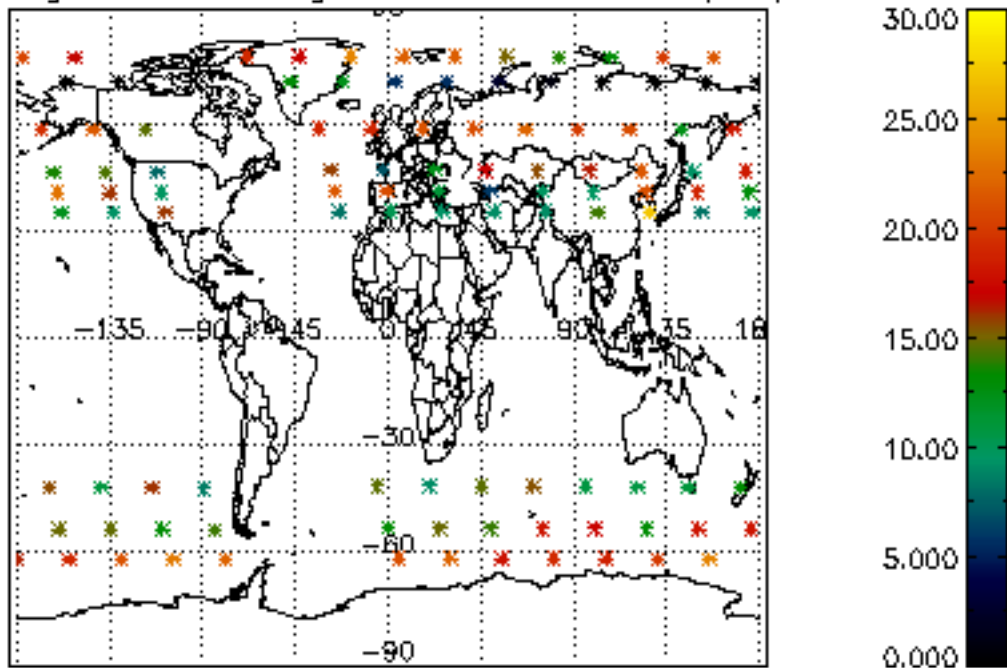
Percentage of cosmic ray hits per profile



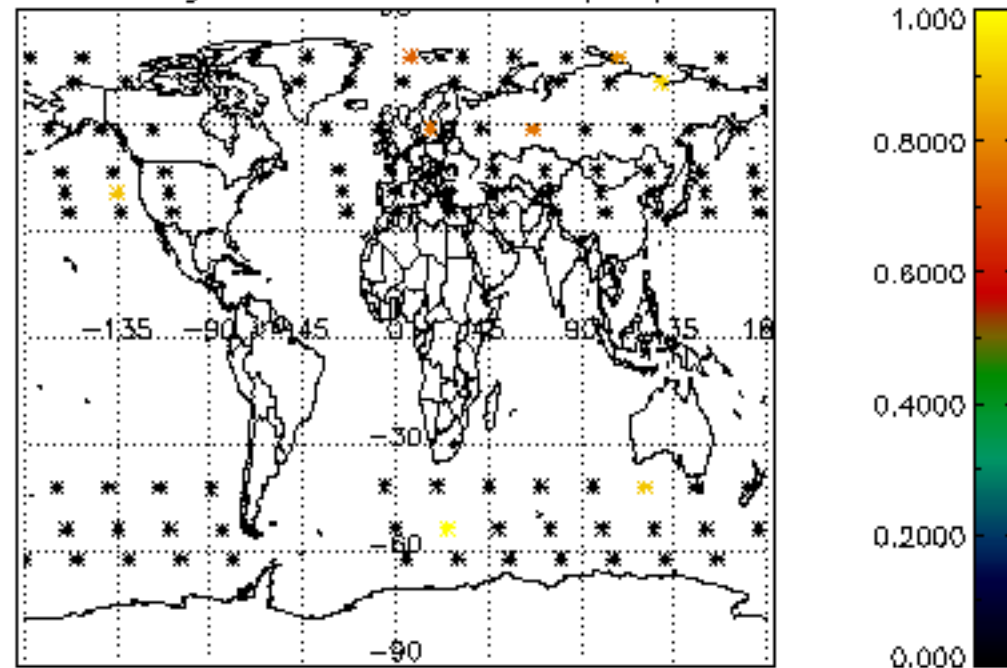
Percentage of datation errors per profile



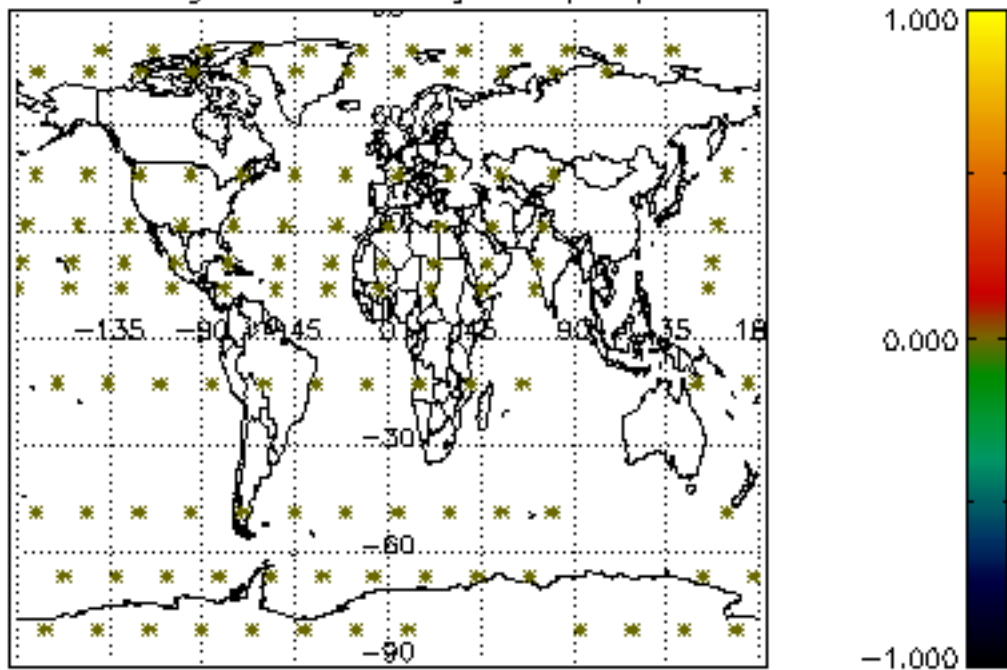
Percentage of star falling outside central band per profile



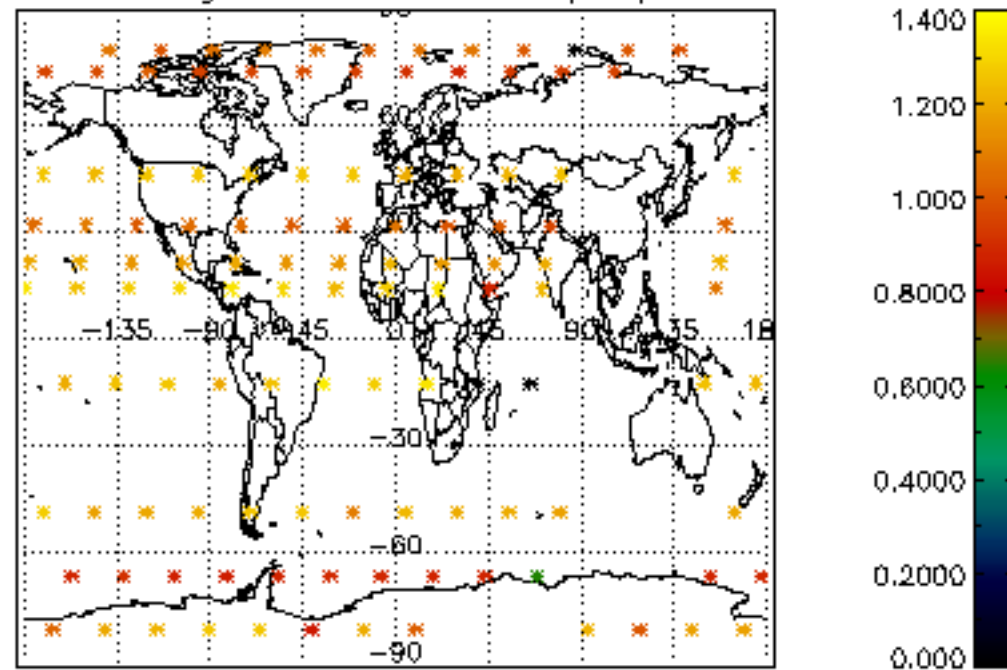
Percentage of saturation errors per profile



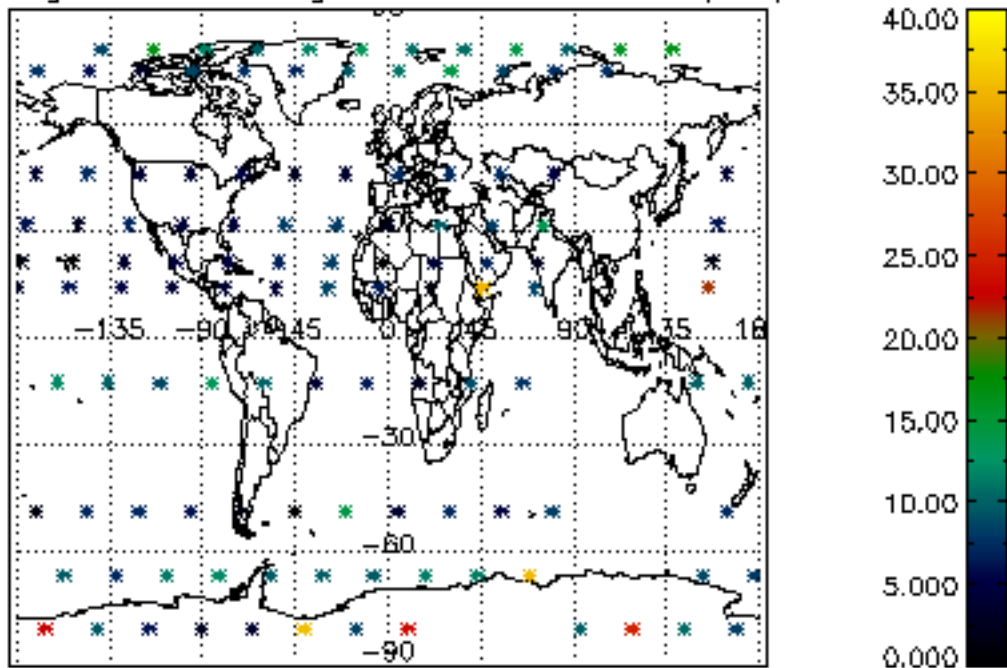
Percentage of cosmic ray hits per profile



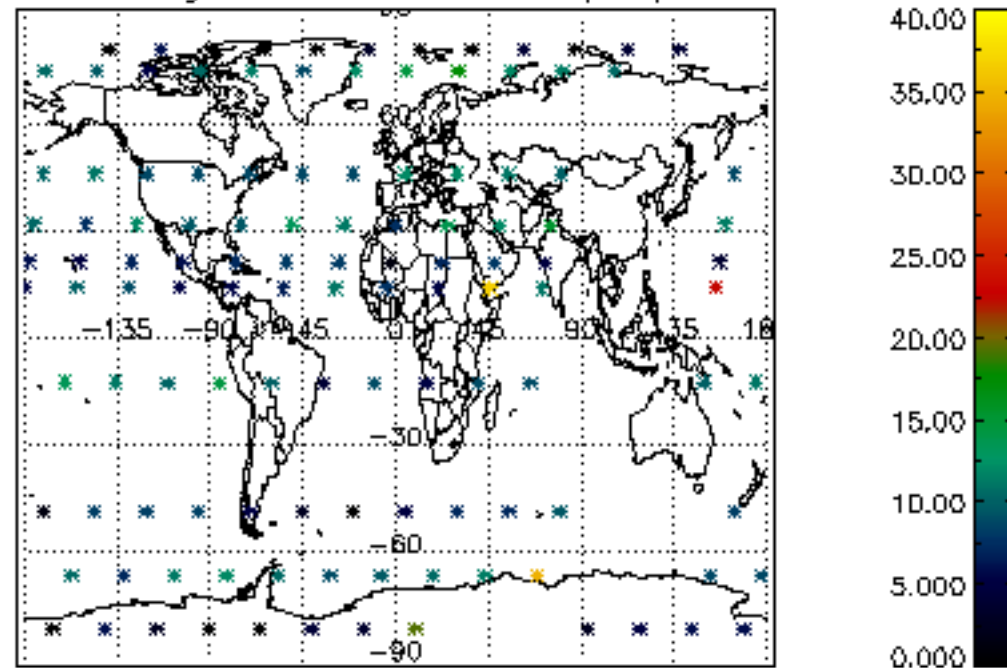
Percentage of datation errors per profile

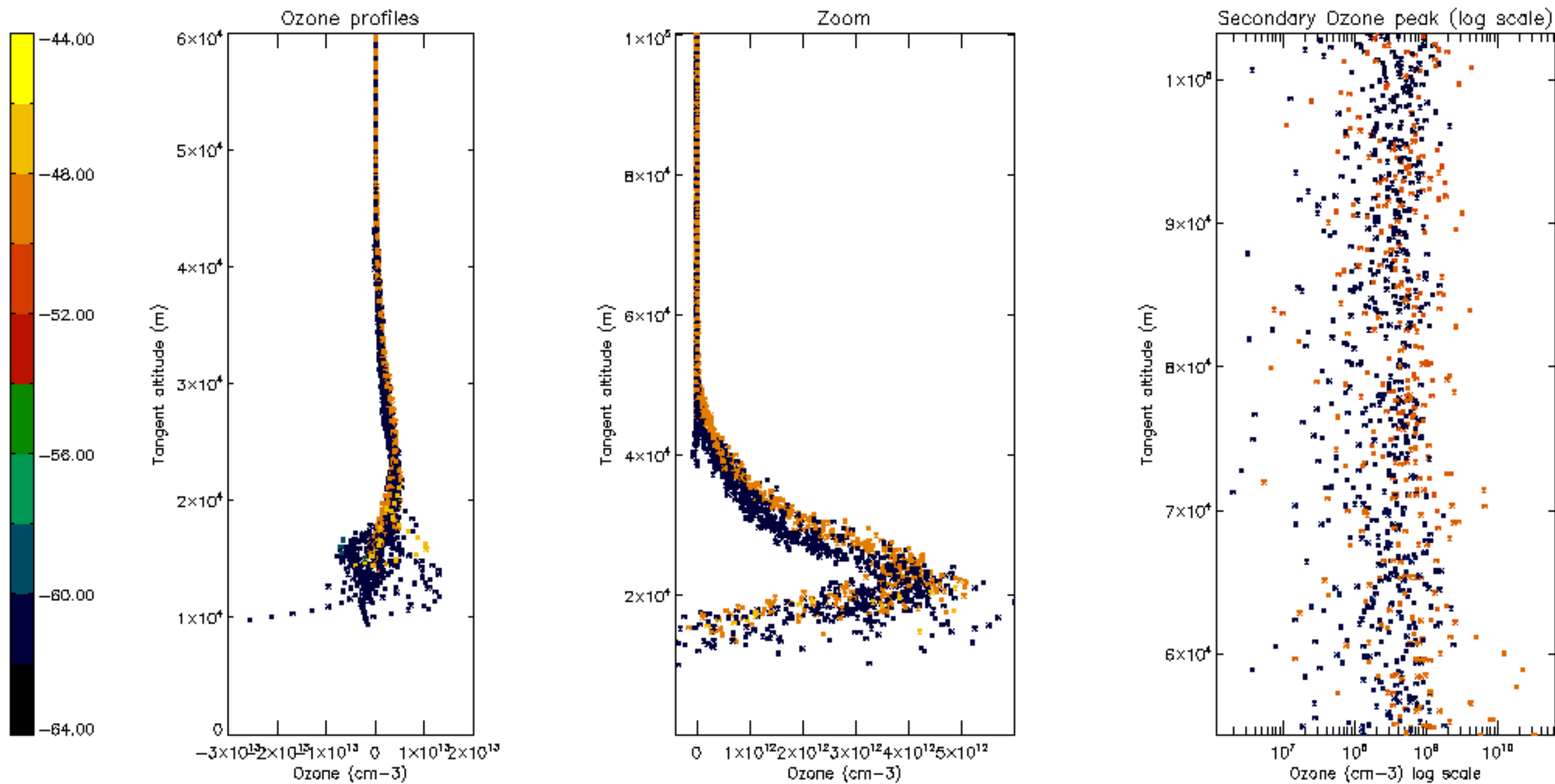


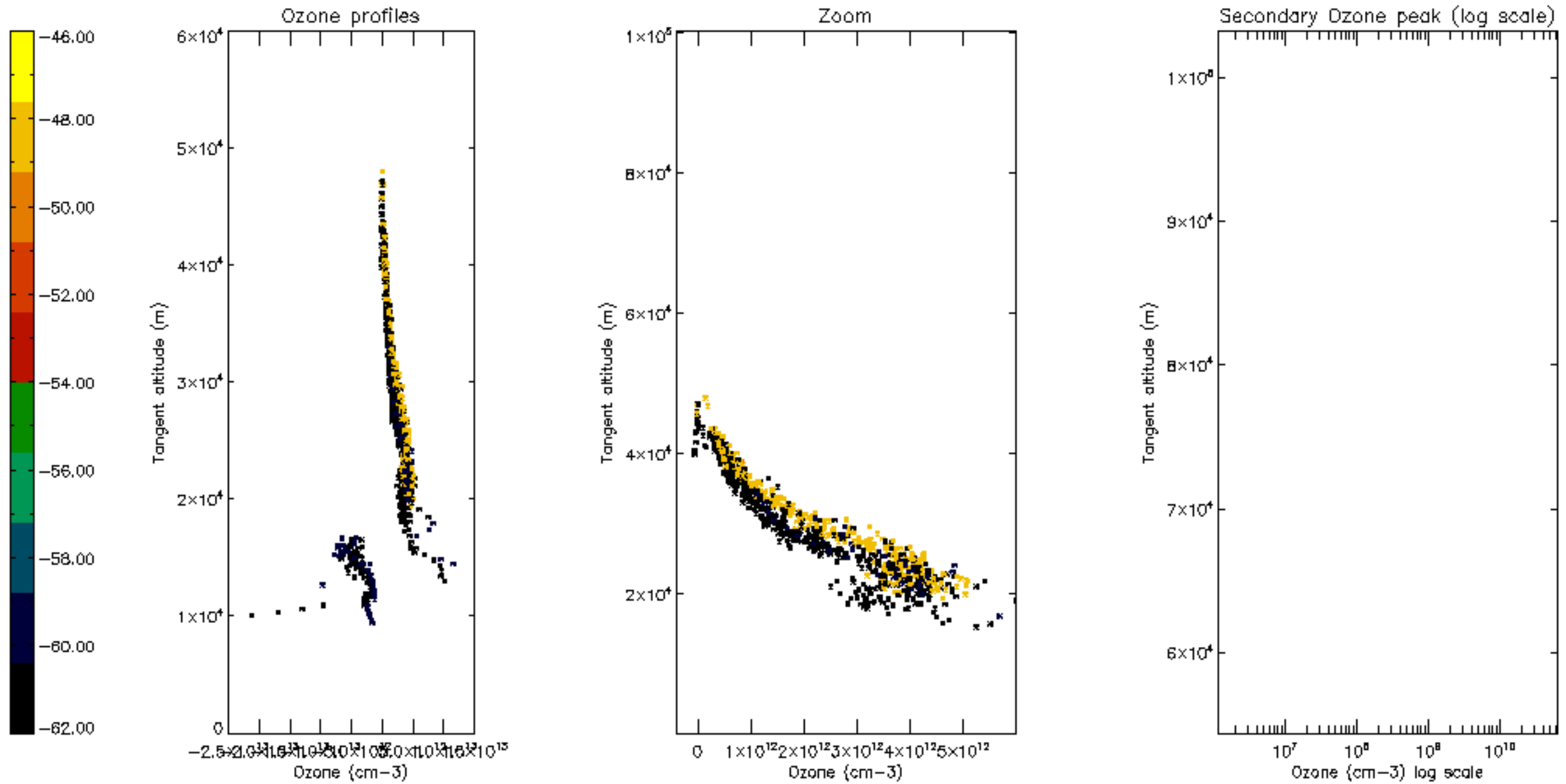
Percentage of star falling outside central band per profile

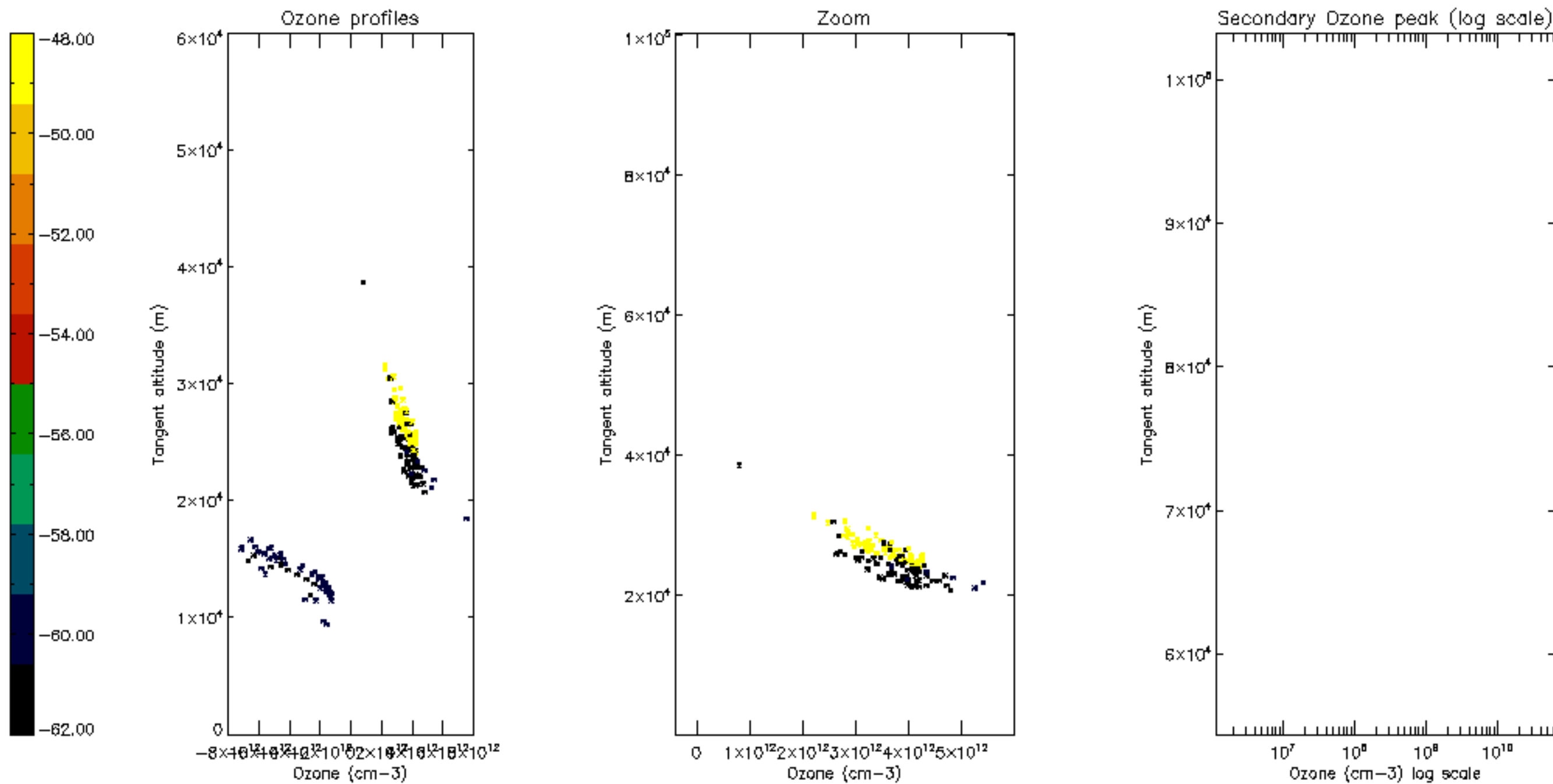


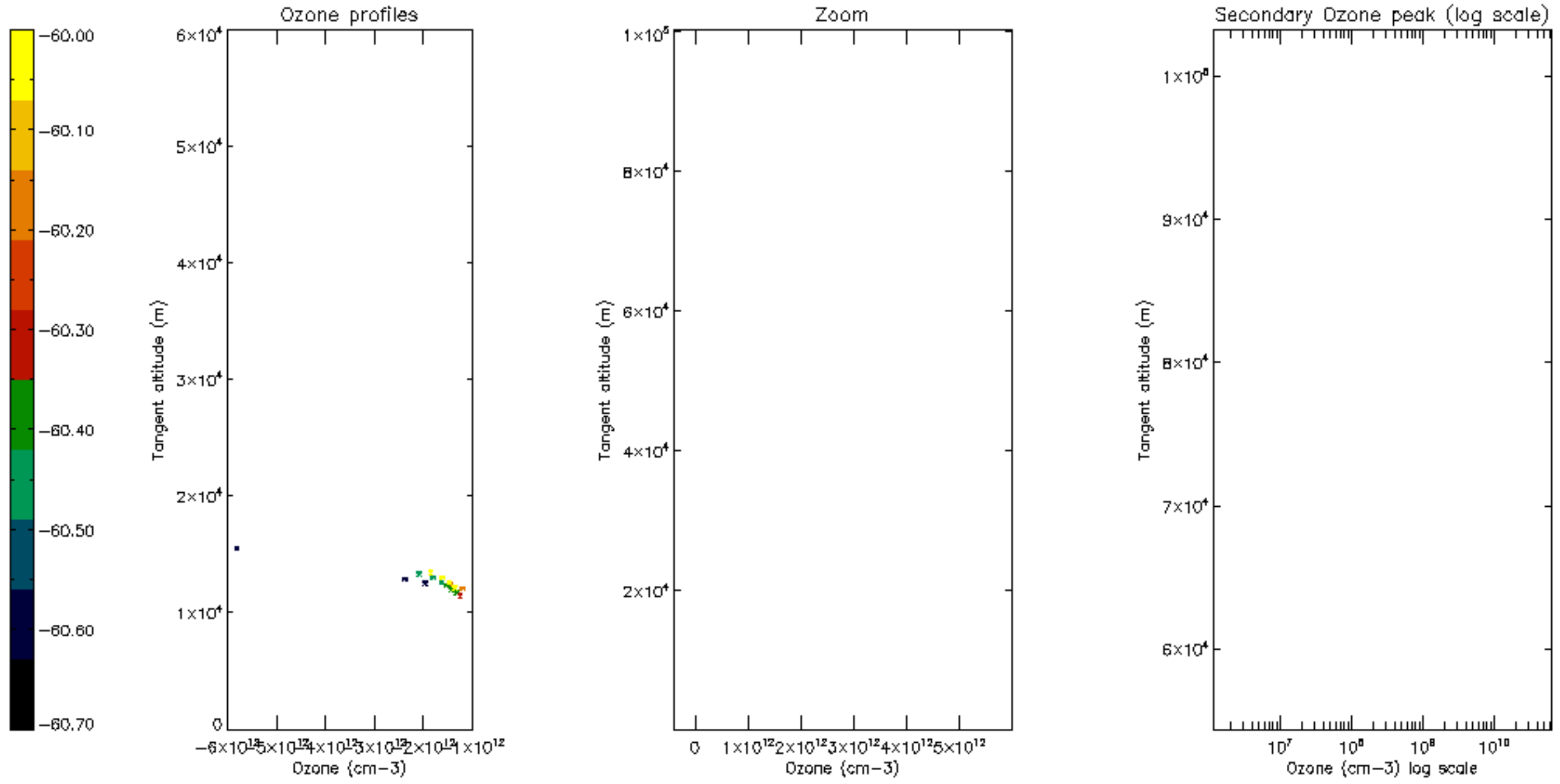
Percentage of saturation errors per profile

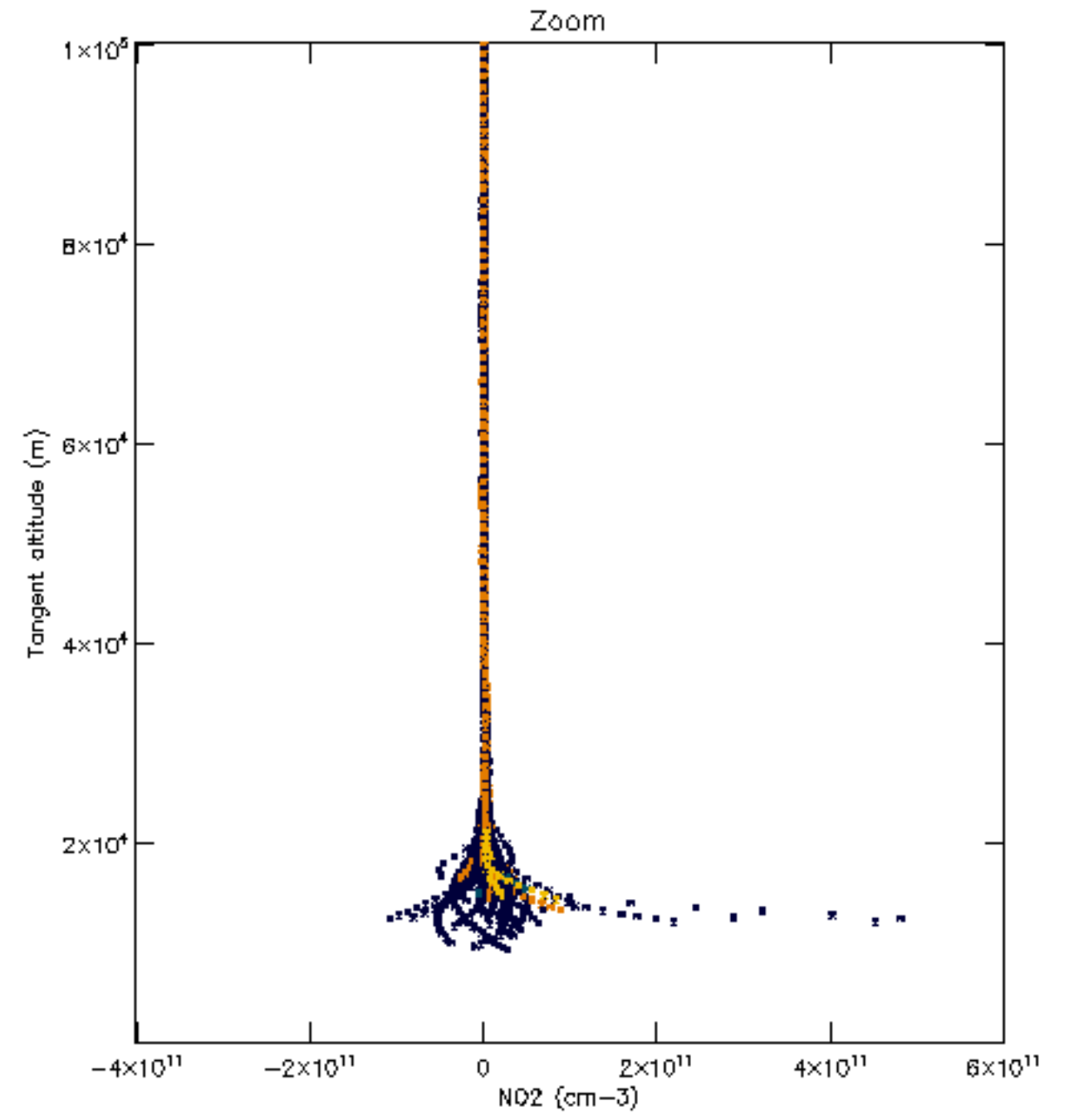
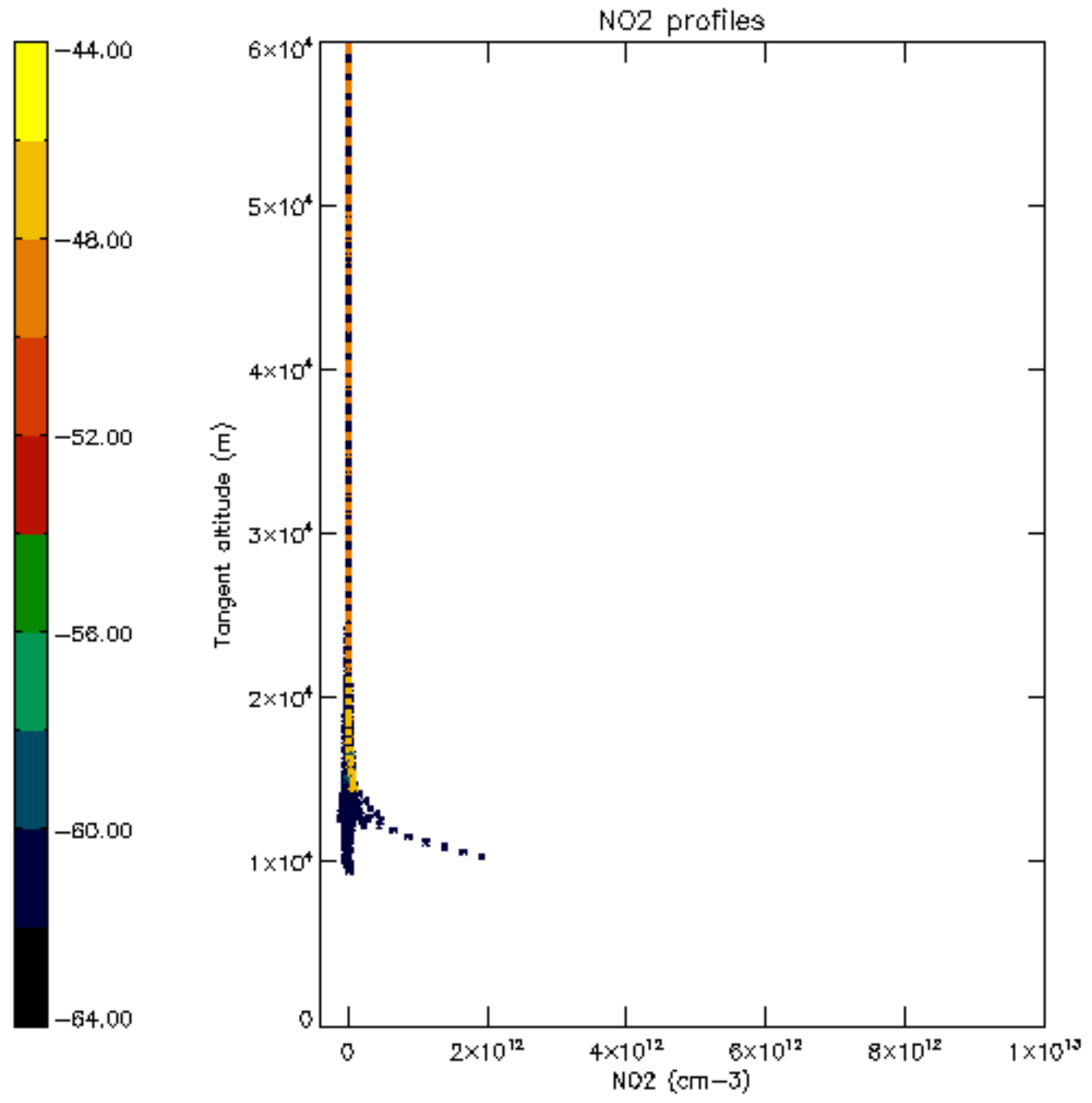


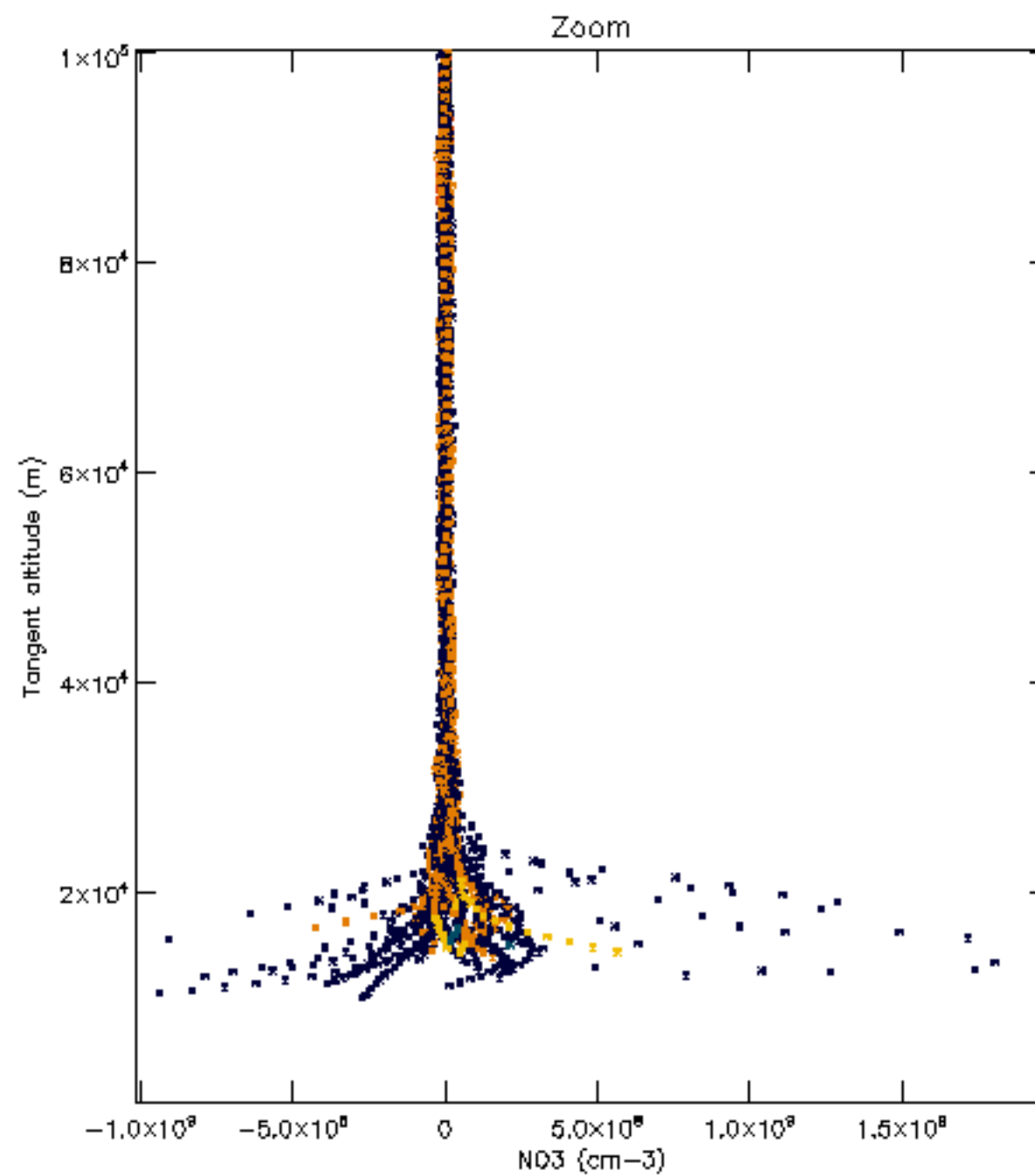
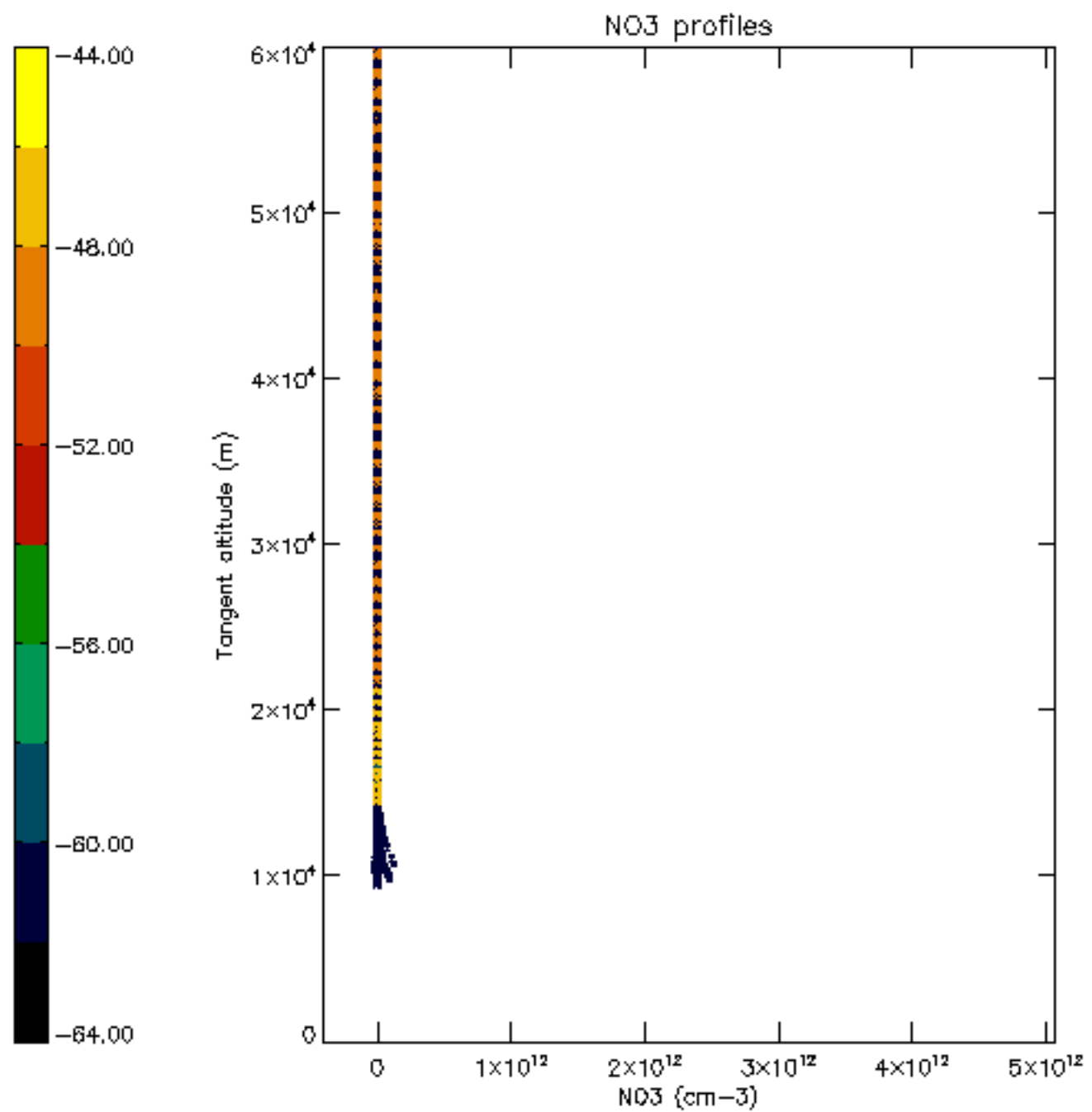


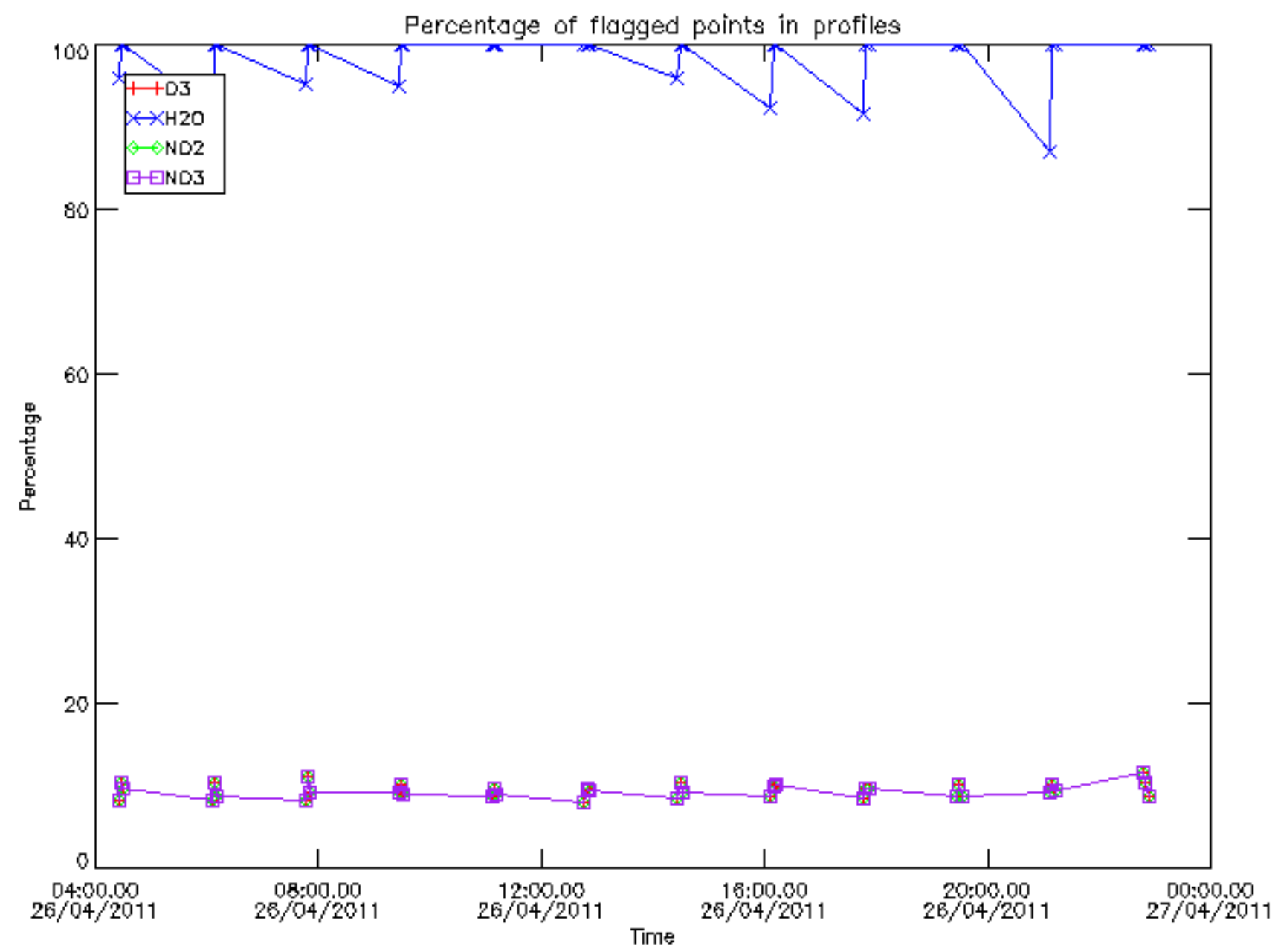




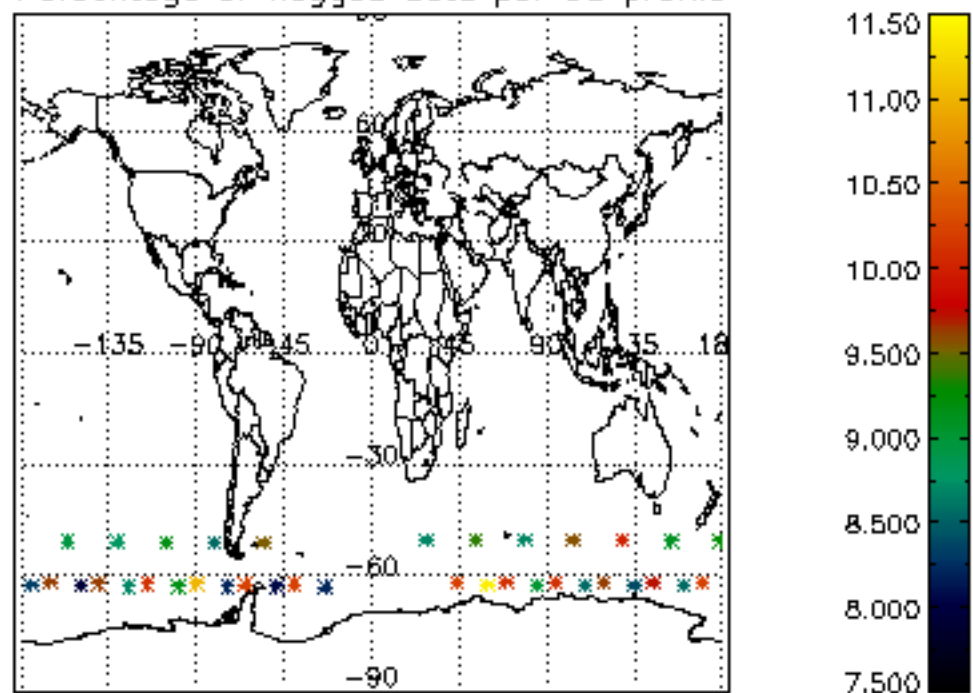




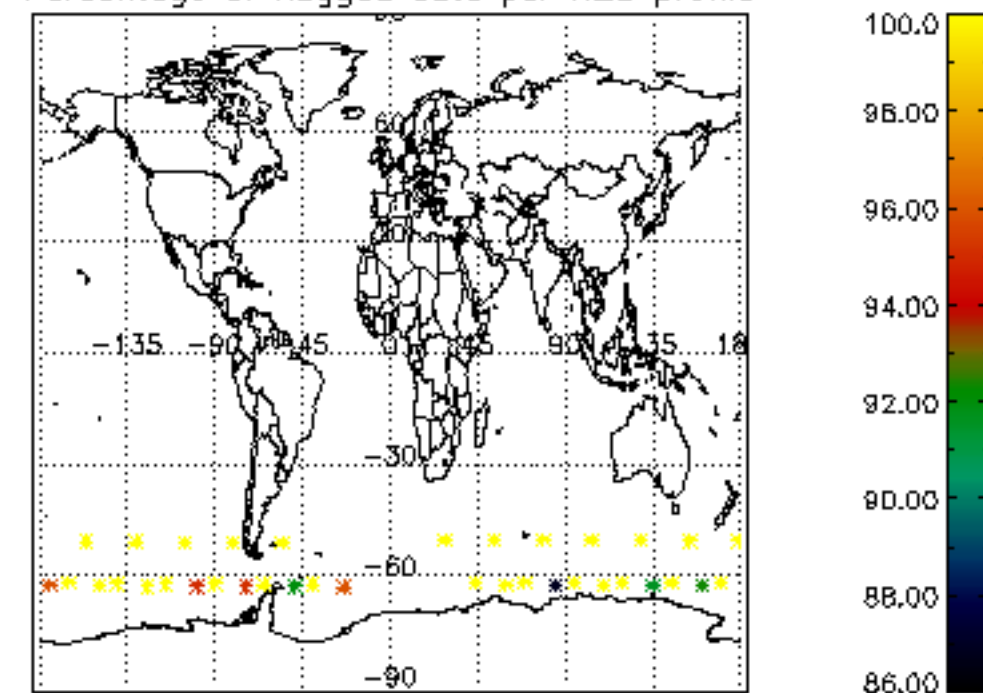




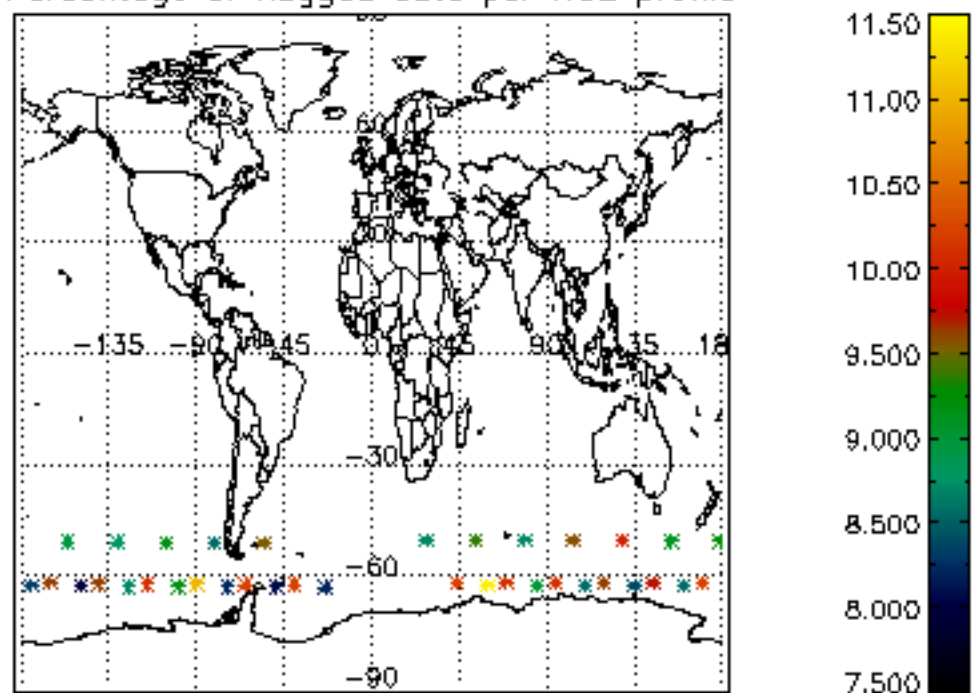
Percentage of flagged data per D3 profile



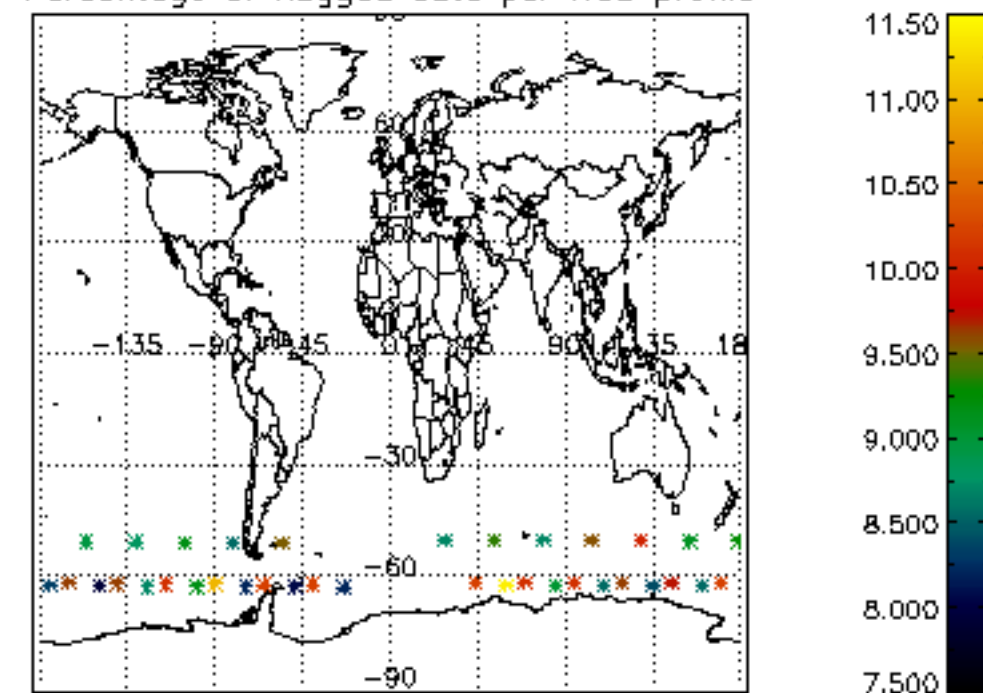
Percentage of flagged data per H2O profile

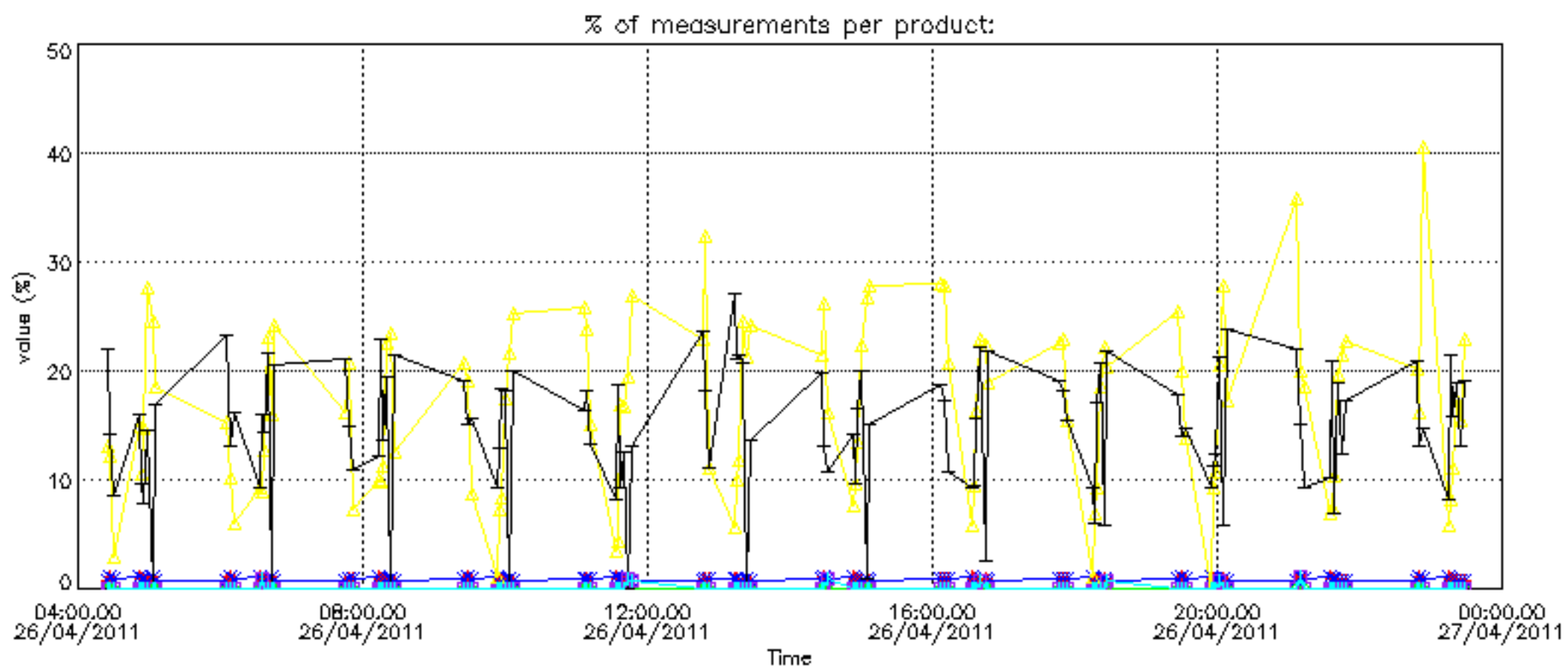


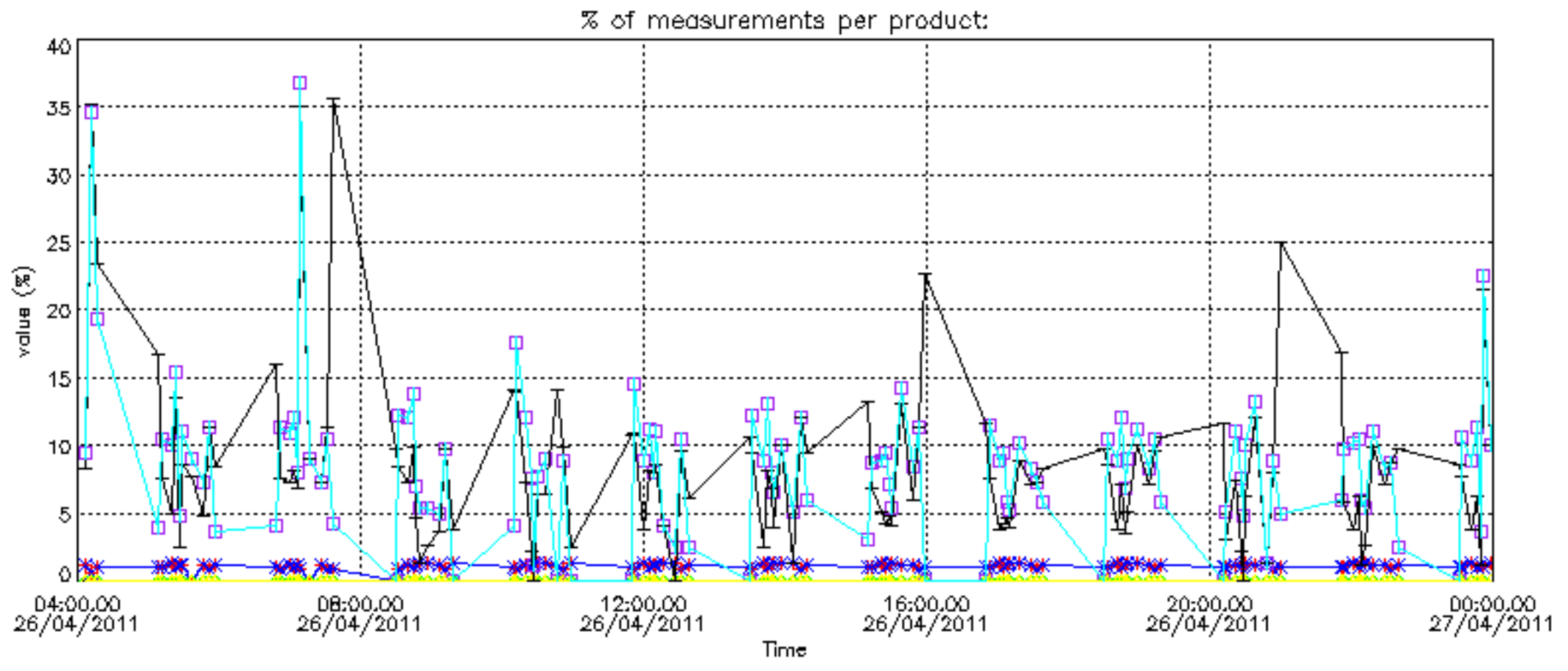
Percentage of flagged data per NO2 profile



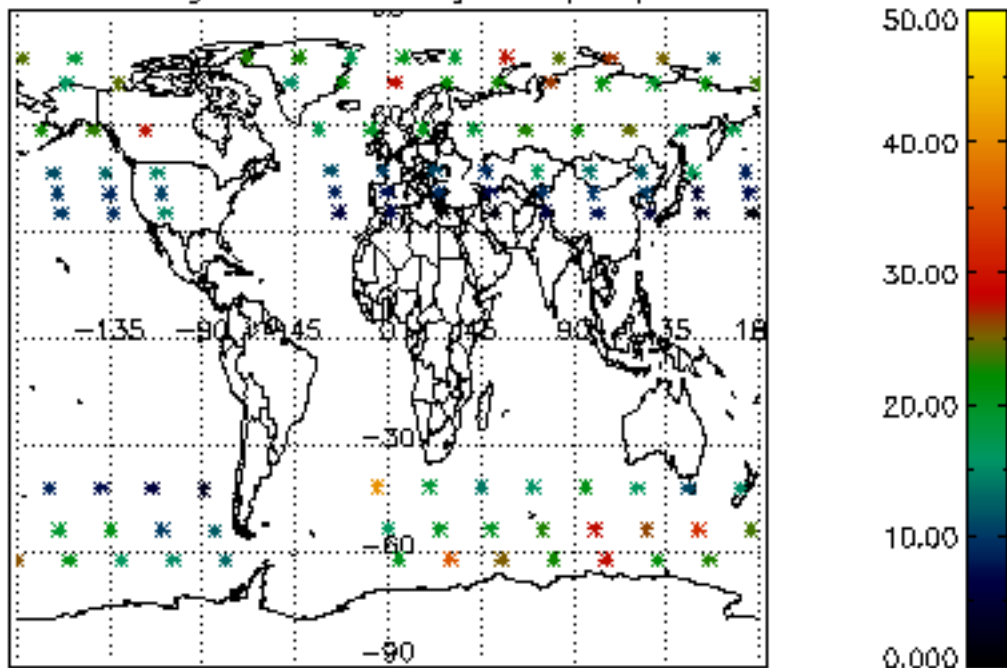
Percentage of flagged data per NO3 profile



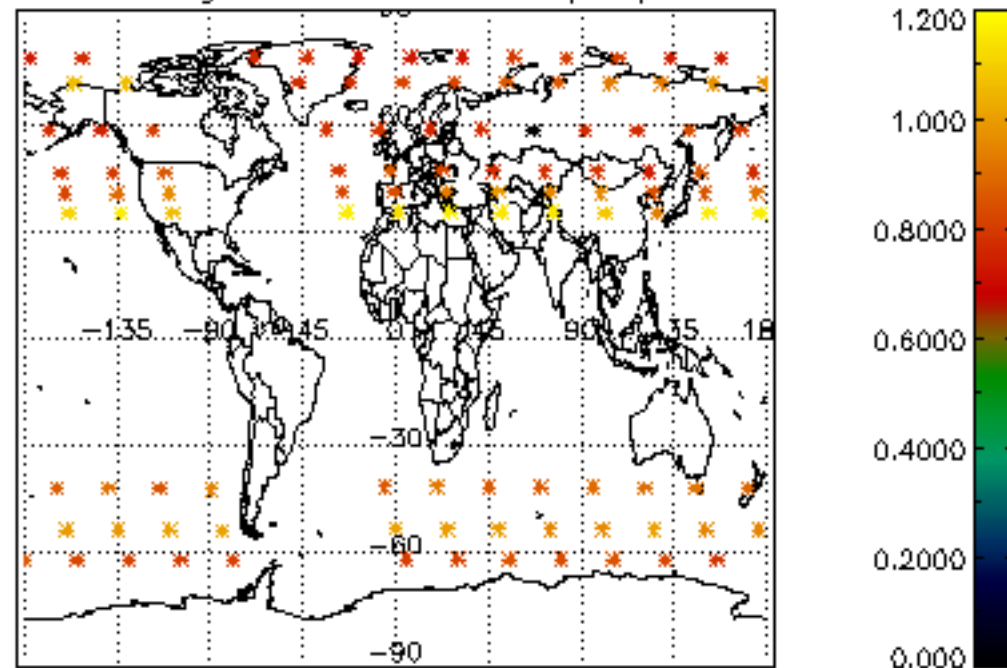




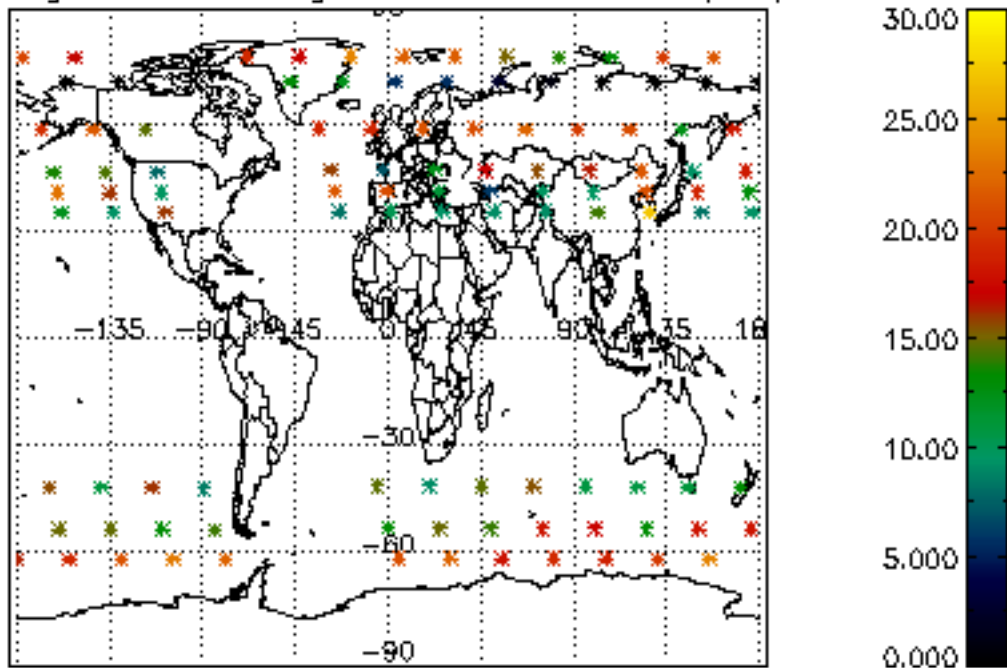
Percentage of cosmic ray hits per profile



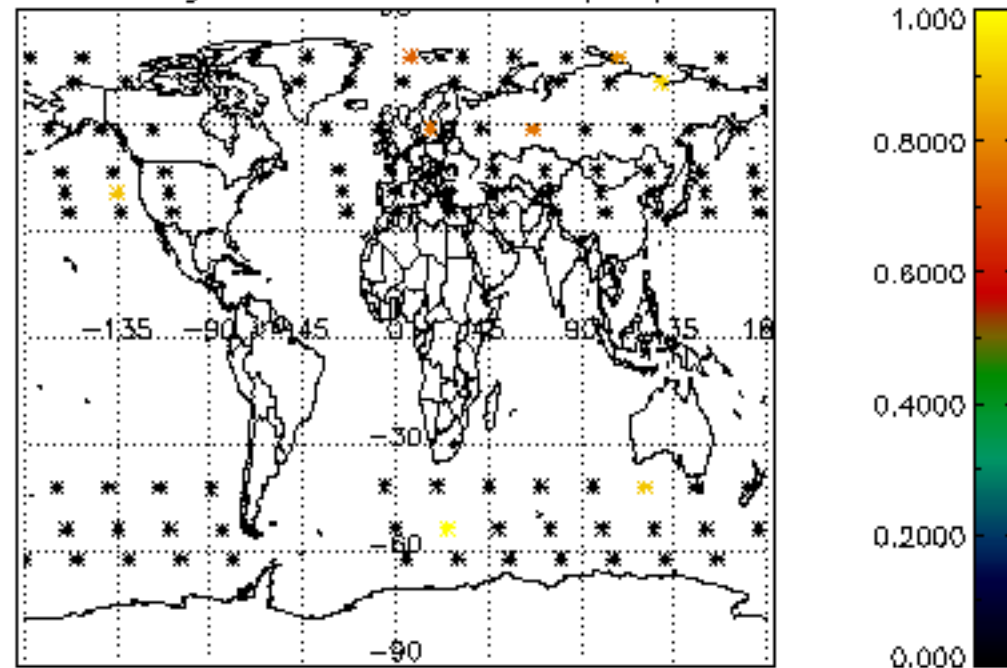
Percentage of datation errors per profile



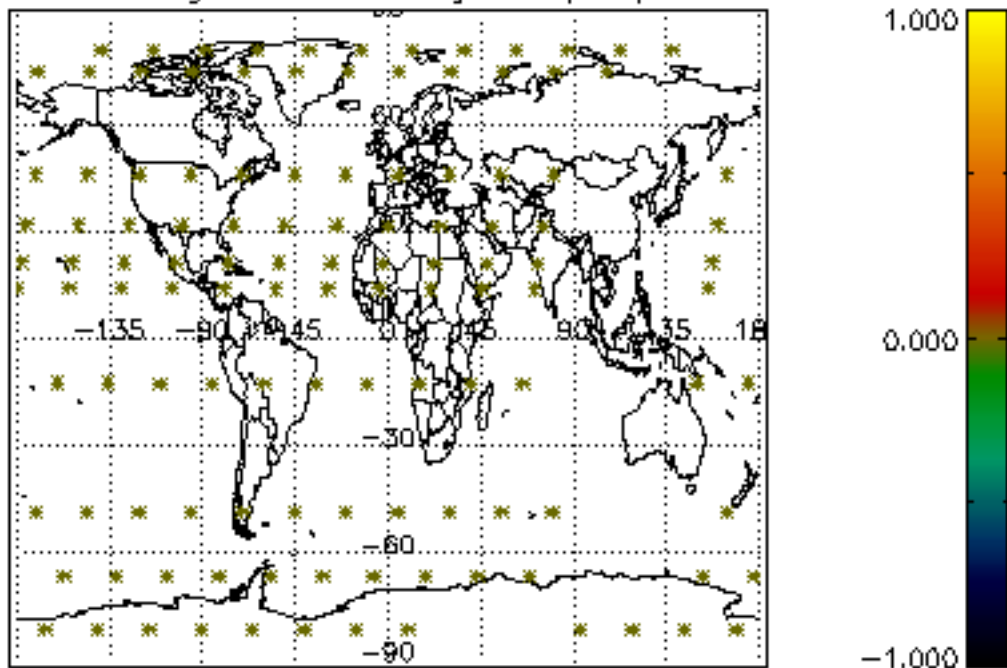
Percentage of star falling outside central band per profile



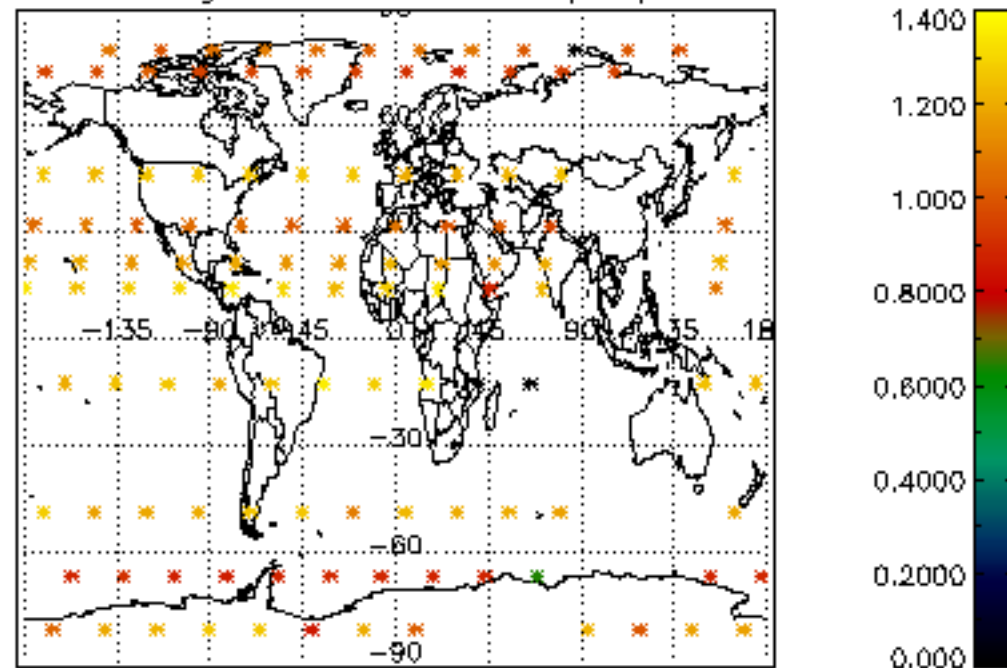
Percentage of saturation errors per profile



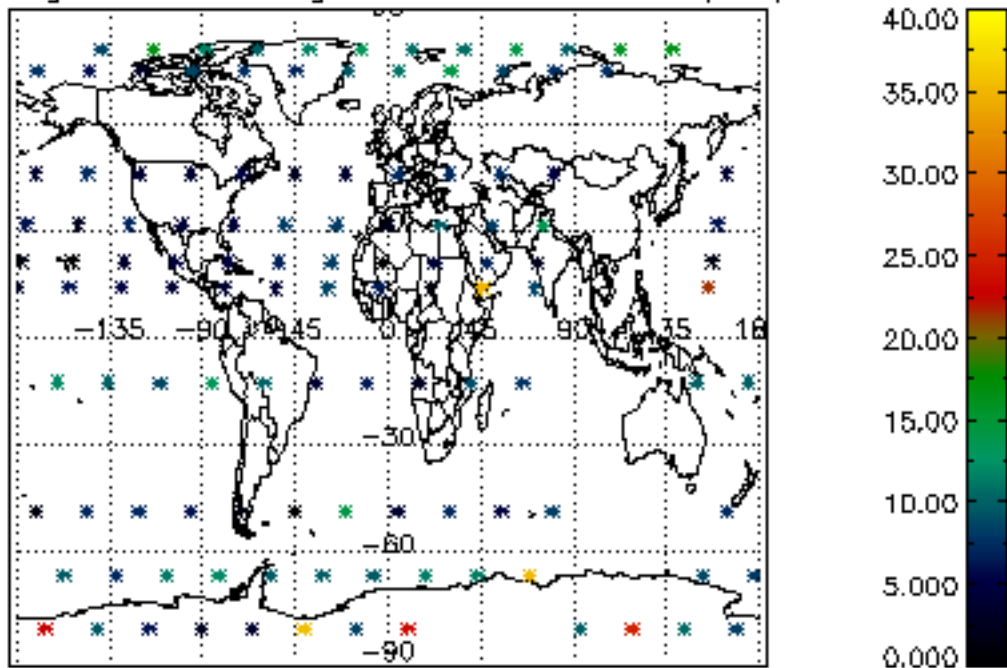
Percentage of cosmic ray hits per profile



Percentage of datation errors per profile



Percentage of star falling outside central band per profile



Percentage of saturation errors per profile

