

GOMOS Level 2 Daily Report

SUMMARY

[1. General Info](#)

[2. Summary of processed GOM_NL_2P products](#)

[3. Level 2 Quality information per product](#)

[3.1 Plot of level 2 quality information per product \(time dependant\)](#)

[3.2 Plot of level 2 quality information per product \(world map\)](#)

[4. Level 1 Quality information per product \(stored on level 2 products\)](#)

[4.1 Plot of level 1 quality information per product \(time dependant\)](#)

[4.1.1 Plot of level 1 quality information per product \(time dependant\): ASCENDING](#)

[4.1.2 Plot of level 1 quality information per product \(time dependant\): DESCENDING](#)

[4.2 Plot of level 1 quality information per product \(world map\)](#)

[4.2.1 Plot of level 1 quality information per product \(world map\): ASCENDING](#)

[4.2.2 Plot of level 1 quality information per product \(world map\): DESCENDING](#)

[5. Ozone profiles based on quality statistics and other trace gas profiles](#)

[5.1 Ozone statistics based on quality of products](#)

[5.2 Plot ozone profiles for all STD \(dark without errors\)](#)

[5.3 Plot ozone profiles where STD < 20% \(dark without errors\)](#)

[5.4. Plot ozone profiles where STD < 10% \(dark without errors\)](#)

[5.5. Plot ozone profiles where STD < 5% \(dark without errors\)](#)

[5.6 Plot NO2 profiles for all STD \(dark without errors\)](#)

[5.7 Plot NO3 profiles for all STD \(dark without errors\)](#)

[5.8 Plot H2O profiles \(only for occultations of stars 1,2,3,4,13,14,16,26,63 dark without errors\) for all STD](#)

[6. Auxiliary Data Files used for the production reported in section 2](#)

This report presents the daily analysis on parameters extracted from GOMOS level 2 data (GOM_NL__2P). It is intended to monitor some important parameters that will impact the quality of these products. A list of level 2 products (and content) that have arrived during the reporting day to the PCF is also given.

Item	Value
Time of report generation	24APR2013 12:50:25
Data source version	GOMOS/6.01
Start time of products	25-04-2011 (25APR2011 00:00:00)
Stop time of products	26-04-2011 (26APR2011 00:00:00)
Store outputs in DB	Yes
Nb of level 2 prods	231
Nb of prods with errors	0

2. Summary of processed GOM_NL__2P products.

Nr	Filename	UTC Start time	Limb	Duration	Star Id	Star Name	Star Mag	Star Temp	Nb Meas	Orbit	Prod. error
1	GOM_NL__2PRFIN20110425_000052_000000593101_00418_47846_7900.N1	25-APR-2011 00:00:52	Dark	58.500	61	8Eps Peg	2.1000	3900.0	117	47846	No
2	GOM_NL__2PRFIN20110425_000320_000000493101_00418_47846_7901.N1	25-APR-2011 00:03:20	Dark	49.000	162	34Alp Aqr	2.9440	5350.0	98	47846	No
3	GOM_NL__2PRFIN20110425_000632_000000613101_00418_47846_7902.N1	25-APR-2011 00:06:32	Dark	60.500	154	22Bet Aqr	2.8990	5700.0	121	47846	No
4	GOM_NL__2PRFIN20110425_002505_000000423101_00419_47847_7896.N1	25-APR-2011 00:25:05	Dark	42.000	103	38Zet Sgr	2.6000	9700.0	84	47847	No
5	GOM_NL__2PRFIN20110425_002805_000000673101_00419_47847_7897.N1	25-APR-2011 00:28:05	Straylight	66.500	38	20Eps Sgr	1.8360	11000.	133	47847	No
6	GOM_NL__2PRFIN20110425_003119_000000643101_00419_47847_7898.N1	25-APR-2011 00:31:19	Straylight	64.000	25	35Lam Sco	1.6200	28000.	128	47847	No
7	GOM_NL__2PRFIN20110425_003445_000000633101_00419_47847_7899.N1	25-APR-2011 00:34:45	Straylight	63.000	75	26Eps Sco	2.2910	4250.0	126	47847	No
8	GOM_NL__2PRFIN20110425_003846_000000803101_00419_47847_7900.N1	25-APR-2011 00:38:46	Twilight_stray	80.000	16	21Alp Sco	1.0200	3000.0	160	47847	No
9	GOM_NL__2PRFIN20110425_004118_000000683101_00419_47847_7901.N1	25-APR-2011 00:41:18	Twilight_stray	67.500	80	7Del Sco	2.3160	30000.	135	47847	No
10	GOM_NL__2PRFIN20110425_004447_000000463101_00419_47847_7902.N1	25-APR-2011 00:44:47	Bright	46.000	122	9Alp2Lib	2.7470	9700.0	92	47847	No
11	GOM_NL__2PRFIN20110425_004718_000000553101_00419_47847_7903.N1	25-APR-2011 00:47:18	Bright	54.500	104	27Bet Lib	2.6140	13100.	109	47847	No
12	GOM_NL__2PRFIN20110425_005552_000000413101_00419_47847_7904.N1	25-APR-2011 00:55:52	Bright	40.500	111	8Eta Boo	2.6800	6000.0	81	47847	No
13	GOM_NL__2PRFIN20110425_010003_000000493101_00419_47847_7905.N1	25-APR-2011 01:00:03	Bright	48.500	83		2.3780	11000.	97	47847	No
14	GOM_NL__2PRFIN20110425_010257_000000443101_00419_47847_7906.N1	25-APR-2011 01:02:57	Bright	43.500	180	27Gam Boo	3.0400	8000.0	87	47847	No
15	GOM_NL__2PRFIN20110425_010452_000000413101_00419_47847_7907.N1	25-APR-2011 01:04:52	Bright	40.500	39	85Eta UMa	1.8540	24000.	81	47847	No
16	GOM_NL__2PRFIN20110425_011238_000000443101_00419_47847_7908.N1	25-APR-2011 01:12:38	Bright	44.000	119	14Eta Dra	2.7270	4700.0	88	47847	No
17	GOM_NL__2PRFIN20110425_012226_000000423101_00419_47847_7909.N1	25-APR-2011 01:22:26	Bright	41.500	89	5Alp Cep	2.4510	8000.0	83	47847	No
18	GOM_NL__2PRFIN20110425_012738_000000573101_00419_47847_7910.N1	25-APR-2011 01:27:38	Bright	56.500	19	50Alp Cyg	1.2460	10500.	113	47847	No
19	GOM_NL__2PRFIN20110425_013238_000000423101_00419_47847_7911.N1	25-APR-2011 01:32:38	Twilight_stray	42.000	92	53Eps Cyg	2.5000	4500.0	84	47847	No
20	GOM_NL__2PRFIN20110425_014106_000000613101_00419_47847_7912.N1	25-APR-2011 01:41:06	Dark	61.000	61	8Eps Peg	2.1000	3900.0	122	47847	No
21	GOM_NL__2PRFIN20110425_014334_000000503101_00419_47847_7913.N1	25-APR-2011 01:43:34	Dark	49.500	162	34Alp Aqr	2.9440	5350.0	99	47847	No
22	GOM_NL__2PRFIN20110425_014647_000000553101_00419_47847_7914.N1	25-APR-2011 01:46:47	Dark	54.500	154	22Bet Aqr	2.8990	5700.0	109	47847	No
23	GOM_NL__2PRFIN20110425_020521_000000403101_00420_47848_7907.N1	25-APR-2011 02:05:21	Dark	40.000	103	38Zet Sgr	2.6000	9700.0	80	47848	No
24	GOM_NL__2PRFIN20110425_020821_000000653101_00420_47848_7908.N1	25-APR-2011 02:08:21	Straylight	64.500	38	20Eps Sgr	1.8360	11000.	129	47848	No
25	GOM_NL__2PRFIN20110425_021134_000000643101_00420_47848_7909.N1	25-APR-2011 02:11:34	Straylight	64.000	25	35Lam Sco	1.6200	28000.	128	47848	No
26	GOM_NL__2PRFIN20110425_021500_000000633101_00420_47848_7910.N1	25-APR-2011 02:15:00	Straylight	62.500	75	26Eps Sco	2.2910	4250.0	125	47848	No
27	GOM_NL__2PRFIN20110425_021900_000000803101_00420_47848_7911.N1	25-APR-2011 02:19:00	Twilight_stray	79.500	16	21Alp Sco	1.0200	3000.0	159	47848	No
28	GOM_NL__2PRFIN20110425_022133_000000673101_00420_47848_7912.N1	25-APR-2011 02:21:33	Twilight_stray	67.000	80	7Del Sco	2.3160	30000.	134	47848	No
29	GOM_NL__2PRFIN20110425_022501_000000483101_00420_47848_7913.N1	25-APR-2011 02:25:01	Bright	47.500	122	9Alp2Lib	2.7470	9700.0	95	47848	No
30	GOM_NL__2PRFIN20110425_022732_000000543101_00420_47848_7914.N1	25-APR-2011 02:27:32	Bright	54.000	104	27Bet Lib	2.6140	13100.	108	47848	No
31	GOM_NL__2PRFIN20110425_023606_000000413101_00420_47848_7915.N1	25-APR-2011 02:36:06	Bright	40.500	111	8Eta Boo	2.6800	6000.0	81	47848	No
32	GOM_NL__2PRFIN20110425_024016_000000523101_00420_47848_7916.N1	25-APR-2011 02:40:16	Bright	51.500	83		2.3780	11000.	103	47848	No
33	GOM_NL__2PRFIN20110425_024310_000000433101_00420_47848_7917.N1	25-APR-2011 02:43:10	Bright	42.500	180	27Gam Boo	3.0400	8000.0	85	47848	No
34	GOM_NL__2PRFIN20110425_024505_000000413101_00420_47848_7918.N1	25-APR-2011 02:45:05	Bright	40.500	39	85Eta UMa	1.8540	24000.	81	47848	No
35	GOM_NL__2PRFIN20110425_025251_000000463101_00420_47848_7919.N1	25-APR-2011 02:52:51	Bright	45.500	119	14Eta Dra	2.7270	4700.0	91	47848	No
36	GOM_NL__2PRFIN20110425_030239_000000413101_00420_47848_7920.N1	25-APR-2011 03:02:39	Bright	41.000	89	5Alp Cep	2.4510	8000.0	82	47848	No
37	GOM_NL__2PRFIN20110425_030752_000000553101_00420_47848_7921.N1	25-APR-2011 03:07:52	Bright	55.000	19	50Alp Cyg	1.2460	10500.	110	47848	No
38	GOM_NL__2PRFIN20110425_031252_000000353101_00420_47848_7922.N1	25-APR-2011 03:12:52	Twilight_stray	35.000	92	53Eps Cyg	2.5000	4500.0	70	47848	No
39	GOM_NL__2PRFIN20110425_032121_000000543101_00420_47848_7923.N1	25-APR-2011 03:21:21	Dark	54.000	61	8Eps Peg	2.1000	3900.0	108	47848	No
40	GOM_NL__2PRFIN20110425_032348_000000513101_00420_47848_7924.N1	25-APR-2011 03:23:48	Dark	50.500	162	34Alp Aqr	2.9440	5350.0	101	47848	No
41	GOM_NL__2PRFIN20110425_032702_000000563101_00420_47848_7925.N1	25-APR-2011 03:27:02	Dark	56.000	154	22Bet Aqr	2.8990	5700.0	112	47848	No
42	GOM_NL__2PRFIN20110425_034536_000000403101_00421_47849_7923.N1	25-APR-2011 03:45:36	Dark	40.000	103	38Zet Sgr	2.6000	9700.0	80	47849	No

43	GOM_NL__2PRFIN20110425_034836_000000663101_00421_47849_7924.N1	25-APR-2011 03:48:36	Straylight	65.500	38	20Eps Sgr	1.8360	11000.	131	47849	No
44	GOM_NL__2PRFIN20110425_035149_000000653101_00421_47849_7925.N1	25-APR-2011 03:51:49	Straylight	65.000	25	35Lam Sco	1.6200	28000.	130	47849	No
45	GOM_NL__2PRFIN20110425_035515_000000633101_00421_47849_7926.N1	25-APR-2011 03:55:15	Straylight	63.000	75	26Eps Sco	2.2910	4250.0	126	47849	No
46	GOM_NL__2PRFIN20110425_035915_000000853101_00421_47849_7927.N1	25-APR-2011 03:59:15	Twi_and_stray	84.500	16	21Alp Sco	1.0200	3000.0	169	47849	No
47	GOM_NL__2PRFIN20110425_040147_000000673101_00421_47849_7928.N1	25-APR-2011 04:01:47	Twi_and_stray	66.500	80	7Del Sco	2.3160	30000.	133	47849	No
48	GOM_NL__2PRFIN20110425_040515_000000473101_00421_47849_7929.N1	25-APR-2011 04:05:15	Bright	47.000	122	9Alp2Lib	2.7470	9700.0	94	47849	No
49	GOM_NL__2PRFIN20110425_040746_000000553101_00421_47849_7930.N1	25-APR-2011 04:07:46	Bright	55.000	104	27Bet Lib	2.6140	13100.	110	47849	No
50	GOM_NL__2PRFIN20110425_041620_000000413101_00421_47849_7931.N1	25-APR-2011 04:16:20	Bright	40.500	111	8Eta Boo	2.6800	6000.0	81	47849	No
51	GOM_NL__2PRFIN20110425_042030_000000493101_00421_47849_7932.N1	25-APR-2011 04:20:30	Bright	49.000	83		2.3780	11000.	98	47849	No
52	GOM_NL__2PRFIN20110425_042324_000000433101_00421_47849_7933.N1	25-APR-2011 04:23:24	Bright	43.000	180	27Gam Boo	3.0400	8000.0	86	47849	No
53	GOM_NL__2PRFIN20110425_042519_000000403101_00421_47849_7934.N1	25-APR-2011 04:25:19	Bright	40.000	39	85Eta UMa	1.8540	24000.	80	47849	No
54	GOM_NL__2PRFIN20110425_043305_000000433101_00421_47849_7935.N1	25-APR-2011 04:33:05	Bright	42.500	119	14Eta Dra	2.7270	4700.0	85	47849	No
55	GOM_NL__2PRFIN20110425_044253_000000393101_00421_47849_7936.N1	25-APR-2011 04:42:53	Bright	39.000	89	5Alp Cep	2.4510	8000.0	78	47849	No
56	GOM_NL__2PRFIN20110425_044805_000000543101_00421_47849_7937.N1	25-APR-2011 04:48:05	Bright	53.500	19	50Alp Cyg	1.2460	10500.	107	47849	No
57	GOM_NL__2PRFIN20110425_045306_000000353101_00421_47849_7938.N1	25-APR-2011 04:53:06	Twi_and_stray	35.000	92	53Eps Cyg	2.5000	4500.0	70	47849	No
58	GOM_NL__2PRFIN20110425_050136_000000593101_00421_47849_7939.N1	25-APR-2011 05:01:36	Dark	58.500	61	8Eps Peg	2.1000	3900.0	117	47849	No
59	GOM_NL__2PRFIN20110425_050403_000000513101_00421_47849_7940.N1	25-APR-2011 05:04:03	Dark	50.500	162	34Alp Aqr	2.9440	5350.0	101	47849	No
60	GOM_NL__2PRFIN20110425_050717_000000523101_00421_47849_7941.N1	25-APR-2011 05:07:17	Dark	51.500	154	22Bet Aqr	2.8990	5700.0	103	47849	No
61	GOM_NL__2PRFIN20110425_052552_000000383101_00422_47850_7953.N1	25-APR-2011 05:25:52	Dark	38.000	103	38Zet Sgr	2.6000	9700.0	76	47850	No
62	GOM_NL__2PRFIN20110425_052852_000000683101_00422_47850_7954.N1	25-APR-2011 05:28:52	Straylight	68.000	38	20Eps Sgr	1.8360	11000.	136	47850	No
63	GOM_NL__2PRFIN20110425_053204_000000643101_00422_47850_7955.N1	25-APR-2011 05:32:04	Straylight	64.000	25	35Lam Sco	1.6200	28000.	128	47850	No
64	GOM_NL__2PRFIN20110425_053529_000000653101_00422_47850_7956.N1	25-APR-2011 05:35:29	Straylight	65.000	75	26Eps Sco	2.2910	4250.0	130	47850	No
65	GOM_NL__2PRFIN20110425_053930_000000893101_00422_47850_7957.N1	25-APR-2011 05:39:30	Twi_and_stray	89.000	16	21Alp Sco	1.0200	3000.0	178	47850	No
66	GOM_NL__2PRFIN20110425_054201_000000673101_00422_47850_7958.N1	25-APR-2011 05:42:01	Twi_and_stray	67.000	80	7Del Sco	2.3160	30000.	134	47850	No
67	GOM_NL__2PRFIN20110425_054529_000000523101_00422_47850_7959.N1	25-APR-2011 05:45:29	Bright	52.000	122	9Alp2Lib	2.7470	9700.0	104	47850	No
68	GOM_NL__2PRFIN20110425_054800_000000553101_00422_47850_7960.N1	25-APR-2011 05:48:00	Bright	54.500	104	27Bet Lib	2.6140	13100.	109	47850	No
69	GOM_NL__2PRFIN20110425_055634_000000413101_00422_47850_7961.N1	25-APR-2011 05:56:34	Bright	40.500	111	8Eta Boo	2.6800	6000.0	81	47850	No
70	GOM_NL__2PRFIN20110425_060043_000000543101_00422_47850_7962.N1	25-APR-2011 06:00:43	Bright	54.000	83		2.3780	11000.	108	47850	No
71	GOM_NL__2PRFIN20110425_060337_000000433101_00422_47850_7963.N1	25-APR-2011 06:03:37	Bright	42.500	180	27Gam Boo	3.0400	8000.0	85	47850	No
72	GOM_NL__2PRFIN20110425_060533_000000573101_00422_47850_7964.N1	25-APR-2011 06:05:33	Bright	57.000	39	85Eta UMa	1.8540	24000.	114	47850	No
73	GOM_NL__2PRFIN20110425_061318_000000433101_00422_47850_7965.N1	25-APR-2011 06:13:18	Bright	43.000	119	14Eta Dra	2.7270	4700.0	86	47850	No
74	GOM_NL__2PRFIN20110425_062307_000000553101_00422_47850_7966.N1	25-APR-2011 06:23:07	Bright	55.000	89	5Alp Cep	2.4510	8000.0	110	47850	No
75	GOM_NL__2PRFIN20110425_062819_000000533101_00422_47850_7967.N1	25-APR-2011 06:28:19	Bright	52.500	19	50Alp Cyg	1.2460	10500.	105	47850	No
76	GOM_NL__2PRFIN20110425_063320_000000293101_00422_47850_7968.N1	25-APR-2011 06:33:20	Twi_and_stray	29.000	92	53Eps Cyg	2.5000	4500.0	58	47850	No
77	GOM_NL__2PRFIN20110425_064150_000000613101_00422_47850_7969.N1	25-APR-2011 06:41:50	Dark	61.000	61	8Eps Peg	2.1000	3900.0	122	47850	No
78	GOM_NL__2PRFIN20110425_064418_000000513101_00422_47850_7970.N1	25-APR-2011 06:44:18	Dark	50.500	162	34Alp Aqr	2.9440	5350.0	101	47850	No
79	GOM_NL__2PRFIN20110425_064732_000000563101_00422_47850_7971.N1	25-APR-2011 06:47:32	Dark	55.500	154	22Bet Aqr	2.8990	5700.0	111	47850	No
80	GOM_NL__2PRFIN20110425_070608_000000383101_00423_47851_7964.N1	25-APR-2011 07:06:08	Dark	38.000	103	38Zet Sgr	2.6000	9700.0	76	47851	No
81	GOM_NL__2PRFIN20110425_070908_000000673101_00423_47851_7965.N1	25-APR-2011 07:09:08	Straylight	67.000	38	20Eps Sgr	1.8360	11000.	134	47851	No
82	GOM_NL__2PRFIN20110425_071219_000000623101_00423_47851_7966.N1	25-APR-2011 07:12:19	Straylight	62.000	25	35Lam Sco	1.6200	28000.	124	47851	No
83	GOM_NL__2PRFIN20110425_071544_000000613101_00423_47851_7967.N1	25-APR-2011 07:15:44	Straylight	60.500	75	26Eps Sco	2.2910	4250.0	121	47851	No
84	GOM_NL__2PRFIN20110425_071944_000000893101_00423_47851_7968.N1	25-APR-2011 07:19:44	Twi_and_stray	89.000	16	21Alp Sco	1.0200	3000.0	178	47851	No
85	GOM_NL__2PRFIN20110425_072216_000000693101_00423_47851_7969.N1	25-APR-2011 07:22:16	Twi_and_stray	68.500	80	7Del Sco	2.3160	30000.	137	47851	No
86	GOM_NL__2PRFIN20110425_072543_000000493101_00423_47851_7970.N1	25-APR-2011 07:25:43	Bright	49.000	122	9Alp2Lib	2.7470	9700.0	98	47851	No
87	GOM_NL__2PRFIN20110425_072814_000000543101_00423_47851_7971.N1	25-APR-2011 07:28:14	Bright	53.500	104	27Bet Lib	2.6140	13100.	107	47851	No
88	GOM_NL__2PRFIN20110425_073648_000000423101_00423_47851_7972.N1	25-APR-2011 07:36:48	Bright	42.000	111	8Eta Boo	2.6800	6000.0	84	47851	No
89	GOM_NL__2PRFIN20110425_074057_000000493101_00423_47851_7973.N1	25-APR-2011 07:40:57	Bright	48.500	83		2.3780	11000.	97	47851	No
90	GOM_NL__2PRFIN20110425_074351_000000473101_00423_47851_7974.N1	25-APR-2011 07:43:51	Bright	46.500	180	27Gam Boo	3.0400	8000.0	93	47851	No
91	GOM_NL__2PRFIN20110425_074547_000000413101_00423_47851_7975.N1	25-APR-2011 07:45:47	Bright	40.500	39	85Eta UMa	1.8540	24000.	81	47851	No
92	GOM_NL__2PRFIN20110425_075331_000000463101_00423_47851_7976.N1	25-APR-2011 07:53:31	Bright	45.500	119	14Eta Dra	2.7270	4700.0	91	47851	No
93	GOM_NL__2PRFIN20110425_080321_000000413101_00423_47851_7977.N1	25-APR-2011 08:03:21	Bright	40.500	89	5Alp Cep	2.4510	8000.0	81	47851	No
94	GOM_NL__2PRFIN20110425_080833_000000543101_00423_47851_7978.N1	25-APR-2011 08:08:33	Bright	54.000	19	50Alp Cyg	1.2460	10500.	108	47851	No
95	GOM_NL__2PRFIN20110425_081334_000000293101_00423_47851_7979.N1	25-APR-2011 08:13:34	Twi_and_stray	29.000	92	53Eps Cyg	2.5000	4500.0	58	47851	No
96	GOM_NL__2PRFIN20110425_082205_000000623101_00423_47851_7980.N1	25-APR-2011 08:22:05	Dark	61.500	61	8Eps Peg	2.1000	3900.0	123	47851	No
97	GOM_NL__2PRFIN20110425_082433_000000523101_00423_47851_7981.N1	25-APR-2011 08:24:33	Dark	52.000	162	34Alp Aqr	2.9440	5350.0	104	47851	No
98	GOM_NL__2PRFIN20110425_082747_000000573101_00423_47851_7982.N1	25-APR-2011 08:27:47	Dark	56.500	154	22Bet Aqr	2.8990	5700.0	113	47851	No
99	GOM_NL__2PRFIN20110425_084624_000000363101_00424_47852_7991.N1	25-APR-2011 08:46:24	Dark	36.000	103	38Zet Sgr	2.6000	9700.0	72	47852	No
100	GOM_NL__2PRFIN20110425_084923_000000663101_00424_47852_7992.N1	25-APR-2011 08:49:23	Straylight	66.000	38	20Eps Sgr	1.8360	11000.	132	47852	No
101	GOM_NL__2PRFIN20110425_085234_000000623101_00424_47852_7993.N1	25-APR-2011 08:52:34	Straylight	61.500	25	35Lam Sco	1.6200	28000.	123	47852	No

102	GOM_NL__2PRFIN20110425_085559_000000663101_00424_47852_7994.N1	25-APR-2011 08:55:59	Straylight	65.500	75	26Eps Sco	2.2910	4250.0	131	47852	No
103	GOM_NL__2PRFIN20110425_085959_000000803101_00424_47852_7995.N1	25-APR-2011 08:59:59	Tw_i_and_stray	79.500	16	21Alp Sco	1.0200	3000.0	159	47852	No
104	GOM_NL__2PRFIN20110425_090230_000000683101_00424_47852_7996.N1	25-APR-2011 09:02:30	Tw_i_and_stray	68.000	80	7Del Sco	2.3160	30000.	136	47852	No
105	GOM_NL__2PRFIN20110425_090557_000000473101_00424_47852_7997.N1	25-APR-2011 09:05:57	Bright	47.000	122	9Alp2Lib	2.7470	9700.0	94	47852	No
106	GOM_NL__2PRFIN20110425_090828_000000533101_00424_47852_7998.N1	25-APR-2011 09:08:28	Bright	52.500	104	27Bet Lib	2.6140	13100.	105	47852	No
107	GOM_NL__2PRFIN20110425_091701_000000433101_00424_47852_7999.N1	25-APR-2011 09:17:01	Bright	42.500	111	8Eta Boo	2.6800	6000.0	85	47852	No
108	GOM_NL__2PRFIN20110425_092110_000000523101_00424_47852_8000.N1	25-APR-2011 09:21:10	Bright	51.500	83		2.3780	11000.	103	47852	No
109	GOM_NL__2PRFIN20110425_092404_000000443101_00424_47852_8001.N1	25-APR-2011 09:24:04	Bright	44.000	180	27Gam Boo	3.0400	8000.0	88	47852	No
110	GOM_NL__2PRFIN20110425_092600_000000383101_00424_47852_8002.N1	25-APR-2011 09:26:00	Bright	38.000	39	85Eta UMa	1.8540	24000.	76	47852	No
111	GOM_NL__2PRFIN20110425_093345_000000453101_00424_47852_8003.N1	25-APR-2011 09:33:45	Bright	44.500	119	14Eta Dra	2.7270	4700.0	89	47852	No
112	GOM_NL__2PRFIN20110425_094334_000000423101_00424_47852_8004.N1	25-APR-2011 09:43:34	Bright	41.500	89	5Alp Cep	2.4510	8000.0	83	47852	No
113	GOM_NL__2PRFIN20110425_094847_000000563101_00424_47852_8005.N1	25-APR-2011 09:48:47	Bright	55.500	19	50Alp Cyg	1.2460	10500.	111	47852	No
114	GOM_NL__2PRFIN20110425_095421_000000393101_00424_47852_8006.N1	25-APR-2011 09:54:21	Bright	39.000	164	44Eta Peg	2.9480	5400.0	78	47852	No
115	GOM_NL__2PRFIN20110425_100220_000000593101_00424_47852_8007.N1	25-APR-2011 10:02:20	Dark	59.000	61	8Eps Peg	2.1000	3900.0	118	47852	No
116	GOM_NL__2PRFIN20110425_100447_000000513101_00424_47852_8008.N1	25-APR-2011 10:04:47	Dark	50.500	162	34Alp Aqr	2.9440	5350.0	101	47852	No
117	GOM_NL__2PRFIN20110425_100802_000000553101_00424_47852_8009.N1	25-APR-2011 10:08:02	Dark	55.000	154	22Bet Aqr	2.8990	5700.0	110	47852	No
118	GOM_NL__2PRFIN20110425_102639_000000363101_00425_47853_8028.N1	25-APR-2011 10:26:39	Dark	36.000	103	38Zet Sgr	2.6000	9700.0	72	47853	No
119	GOM_NL__2PRFIN20110425_102938_000000683101_00425_47853_8029.N1	25-APR-2011 10:29:38	Straylight	68.000	38	20Eps Sgr	1.8360	11000.	136	47853	No
120	GOM_NL__2PRFIN20110425_103249_000000583101_00425_47853_8030.N1	25-APR-2011 10:32:49	Straylight	58.000	25	35Lam Sco	1.6200	28000.	116	47853	No
121	GOM_NL__2PRFIN20110425_103614_000000663101_00425_47853_8031.N1	25-APR-2011 10:36:14	Straylight	65.500	75	26Eps Sco	2.2910	4250.0	131	47853	No
122	GOM_NL__2PRFIN20110425_104013_000000813101_00425_47853_8032.N1	25-APR-2011 10:40:13	Tw_i_and_stray	80.500	16	21Alp Sco	1.0200	3000.0	161	47853	No
123	GOM_NL__2PRFIN20110425_104244_000000673101_00425_47853_8033.N1	25-APR-2011 10:42:44	Tw_i_and_stray	66.500	80	7Del Sco	2.3160	30000.	133	47853	No
124	GOM_NL__2PRFIN20110425_104611_000000493101_00425_47853_8034.N1	25-APR-2011 10:46:11	Bright	49.000	122	9Alp2Lib	2.7470	9700.0	98	47853	No
125	GOM_NL__2PRFIN20110425_104841_000000543101_00425_47853_8035.N1	25-APR-2011 10:48:41	Bright	53.500	104	27Bet Lib	2.6140	13100.	107	47853	No
126	GOM_NL__2PRFIN20110425_105715_000000413101_00425_47853_8036.N1	25-APR-2011 10:57:15	Bright	41.000	111	8Eta Boo	2.6800	6000.0	82	47853	No
127	GOM_NL__2PRFIN20110425_110123_000000513101_00425_47853_8037.N1	25-APR-2011 11:01:23	Bright	50.500	83		2.3780	11000.	101	47853	No
128	GOM_NL__2PRFIN20110425_110417_000000443101_00425_47853_8038.N1	25-APR-2011 11:04:17	Bright	44.000	180	27Gam Boo	3.0400	8000.0	88	47853	No
129	GOM_NL__2PRFIN20110425_110614_000000403101_00425_47853_8039.N1	25-APR-2011 11:06:14	Bright	39.500	39	85Eta UMa	1.8540	24000.	79	47853	No
130	GOM_NL__2PRFIN20110425_111358_000000463101_00425_47853_8040.N1	25-APR-2011 11:13:58	Bright	45.500	119	14Eta Dra	2.7270	4700.0	91	47853	No
131	GOM_NL__2PRFIN20110425_112348_000000393101_00425_47853_8041.N1	25-APR-2011 11:23:48	Bright	39.000	89	5Alp Cep	2.4510	8000.0	78	47853	No
132	GOM_NL__2PRFIN20110425_112900_000000573101_00425_47853_8042.N1	25-APR-2011 11:29:00	Bright	56.500	19	50Alp Cyg	1.2460	10500.	113	47853	No
133	GOM_NL__2PRFIN20110425_113435_000000393101_00425_47853_8043.N1	25-APR-2011 11:34:35	Bright	38.500	164	44Eta Peg	2.9480	5400.0	77	47853	No
134	GOM_NL__2PRFIN20110425_114234_000000593101_00425_47853_8044.N1	25-APR-2011 11:42:34	Dark	58.500	61	8Eps Peg	2.1000	3900.0	117	47853	No
135	GOM_NL__2PRFIN20110425_114502_000000503101_00425_47853_8045.N1	25-APR-2011 11:45:02	Dark	49.500	162	34Alp Aqr	2.9440	5350.0	99	47853	No
136	GOM_NL__2PRFIN20110425_114817_000000553101_00425_47853_8046.N1	25-APR-2011 11:48:17	Dark	54.500	154	22Bet Aqr	2.8990	5700.0	109	47853	No
137	GOM_NL__2PRFIN20110425_120655_000000343101_00426_47854_8089.N1	25-APR-2011 12:06:55	Dark	34.000	103	38Zet Sgr	2.6000	9700.0	68	47854	No
138	GOM_NL__2PRFIN20110425_120954_000000653101_00426_47854_8090.N1	25-APR-2011 12:09:54	Straylight	64.500	38	20Eps Sgr	1.8360	11000.	129	47854	No
139	GOM_NL__2PRFIN20110425_121304_000000593101_00426_47854_8091.N1	25-APR-2011 12:13:04	Straylight	59.000	25	35Lam Sco	1.6200	28000.	118	47854	No
140	GOM_NL__2PRFIN20110425_121629_000000663101_00426_47854_8092.N1	25-APR-2011 12:16:29	Straylight	65.500	75	26Eps Sco	2.2910	4250.0	131	47854	No
141	GOM_NL__2PRFIN20110425_122028_000000833101_00426_47854_8093.N1	25-APR-2011 12:20:28	Tw_i_and_stray	83.000	16	21Alp Sco	1.0200	3000.0	166	47854	No
142	GOM_NL__2PRFIN20110425_122259_000000693101_00426_47854_8094.N1	25-APR-2011 12:22:59	Tw_i_and_stray	69.000	80	7Del Sco	2.3160	30000.	138	47854	No
143	GOM_NL__2PRFIN20110425_122625_000000483101_00426_47854_8095.N1	25-APR-2011 12:26:25	Bright	48.000	122	9Alp2Lib	2.7470	9700.0	96	47854	No
144	GOM_NL__2PRFIN20110425_122855_000000503101_00426_47854_8096.N1	25-APR-2011 12:28:55	Bright	49.500	104	27Bet Lib	2.6140	13100.	99	47854	No
145	GOM_NL__2PRFIN20110425_123729_000000413101_00426_47854_8097.N1	25-APR-2011 12:37:29	Bright	40.500	111	8Eta Boo	2.6800	6000.0	81	47854	No
146	GOM_NL__2PRFIN20110425_124136_000000523101_00426_47854_8098.N1	25-APR-2011 12:41:36	Bright	51.500	83		2.3780	11000.	103	47854	No
147	GOM_NL__2PRFIN20110425_124431_000000443101_00426_47854_8099.N1	25-APR-2011 12:44:31	Bright	44.000	180	27Gam Boo	3.0400	8000.0	88	47854	No
148	GOM_NL__2PRFIN20110425_124628_000000413101_00426_47854_8100.N1	25-APR-2011 12:46:28	Bright	41.000	39	85Eta UMa	1.8540	24000.	82	47854	No
149	GOM_NL__2PRFIN20110425_125411_000000443101_00426_47854_8101.N1	25-APR-2011 12:54:11	Bright	44.000	119	14Eta Dra	2.7270	4700.0	88	47854	No
150	GOM_NL__2PRFIN20110425_130402_000000413101_00426_47854_8102.N1	25-APR-2011 13:04:02	Bright	40.500	89	5Alp Cep	2.4510	8000.0	81	47854	No
151	GOM_NL__2PRFIN20110425_130914_000000563101_00426_47854_8103.N1	25-APR-2011 13:09:14	Bright	55.500	19	50Alp Cyg	1.2460	10500.	111	47854	No
152	GOM_NL__2PRFIN20110425_131449_000000433101_00426_47854_8104.N1	25-APR-2011 13:14:49	Bright	42.500	164	44Eta Peg	2.9480	5400.0	85	47854	No
153	GOM_NL__2PRFIN20110425_132249_000000643101_00426_47854_8105.N1	25-APR-2011 13:22:49	Dark	63.500	61	8Eps Peg	2.1000	3900.0	127	47854	No
154	GOM_NL__2PRFIN20110425_132516_000000503101_00426_47854_8106.N1	25-APR-2011 13:25:16	Dark	50.000	162	34Alp Aqr	2.9440	5350.0	100	47854	No
155	GOM_NL__2PRFIN20110425_132832_000000543101_00426_47854_8107.N1	25-APR-2011 13:28:32	Dark	54.000	154	22Bet Aqr	2.8990	5700.0	108	47854	No
156	GOM_NL__2PRFIN20110425_134711_000000343101_00427_47855_8124.N1	25-APR-2011 13:47:11	Dark	34.000	103	38Zet Sgr	2.6000	9700.0	68	47855	No
157	GOM_NL__2PRFIN20110425_135009_000000653101_00427_47855_8125.N1	25-APR-2011 13:50:09	Straylight	64.500	38	20Eps Sgr	1.8360	11000.	129	47855	No
158	GOM_NL__2PRFIN20110425_135319_000000663101_00427_47855_8126.N1	25-APR-2011 13:53:19	Straylight	65.500	25	35Lam Sco	1.6200	28000.	131	47855	No
159	GOM_NL__2PRFIN20110425_135644_000000663101_00427_47855_8127.N1	25-APR-2011 13:56:44	Straylight	66.000	75	26Eps Sco	2.2910	4250.0	132	47855	No
160	GOM_NL__2PRFIN20110425_140043_000000763101_00427_47855_8128.N1	25-APR-2011 14:00:43	Tw_i_and_stray	75.500	16	21Alp Sco	1.0200	3000.0	151	47855	No

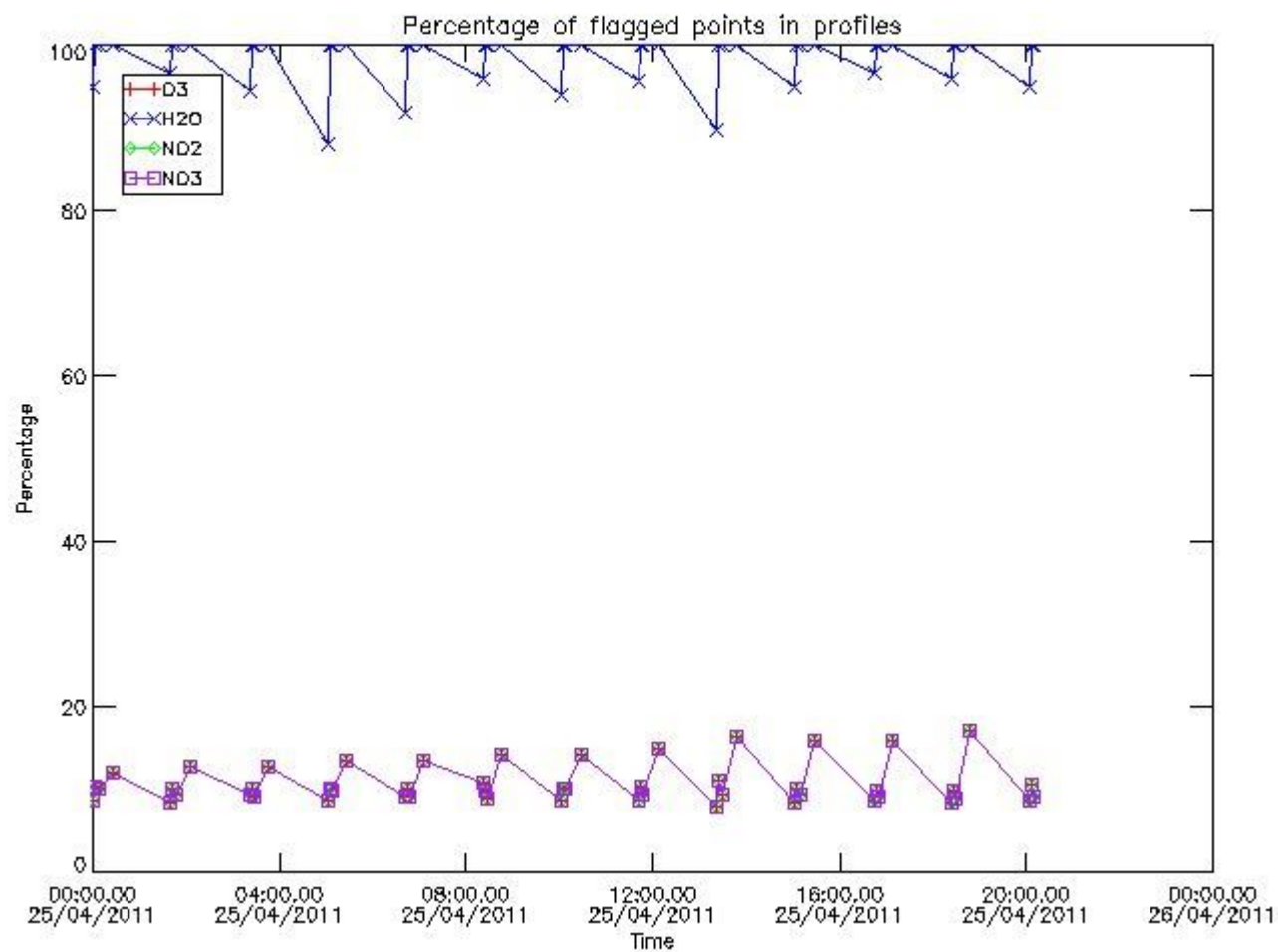
161	GOM_NL__2PRFIN20110425_140313_000000673101_00427_47855_8129.N1	25-APR-2011 14:03:13	Twilight	67.000	80	7Del Sco	2.3160	30000.	134	47855	No
162	GOM_NL__2PRFIN20110425_140639_000000493101_00427_47855_8130.N1	25-APR-2011 14:06:39	Bright	48.500	122	9Alp2Lib	2.7470	9700.0	97	47855	No
163	GOM_NL__2PRFIN20110425_140909_000000543101_00427_47855_8131.N1	25-APR-2011 14:09:09	Bright	53.500	104	27Bet Lib	2.6140	13100.	107	47855	No
164	GOM_NL__2PRFIN20110425_141742_000000413101_00427_47855_8132.N1	25-APR-2011 14:17:42	Bright	40.500	111	8Eta Boo	2.6800	6000.0	81	47855	No
165	GOM_NL__2PRFIN20110425_142150_000000513101_00427_47855_8133.N1	25-APR-2011 14:21:50	Bright	51.000	83		2.3780	11000.	102	47855	No
166	GOM_NL__2PRFIN20110425_142444_000000403101_00427_47855_8134.N1	25-APR-2011 14:24:44	Bright	40.000	180	27Gam Boo	3.0400	8000.0	80	47855	No
167	GOM_NL__2PRFIN20110425_142641_000000413101_00427_47855_8135.N1	25-APR-2011 14:26:41	Bright	40.500	39	85Eta UMa	1.8540	24000.	81	47855	No
168	GOM_NL__2PRFIN20110425_143425_000000603101_00427_47855_8136.N1	25-APR-2011 14:34:25	Bright	59.500	119	14Eta Dra	2.7270	4700.0	119	47855	No
169	GOM_NL__2PRFIN20110425_144416_000000403101_00427_47855_8137.N1	25-APR-2011 14:44:16	Bright	40.000	89	5Alp Cep	2.4510	8000.0	80	47855	No
170	GOM_NL__2PRFIN20110425_144928_000000573101_00427_47855_8138.N1	25-APR-2011 14:49:28	Bright	56.500	19	50Alp Cyg	1.2460	10500.	113	47855	No
171	GOM_NL__2PRFIN20110425_145503_000000423101_00427_47855_8139.N1	25-APR-2011 14:55:03	Bright	41.500	164	44Eta Peg	2.9480	5400.0	83	47855	No
172	GOM_NL__2PRFIN20110425_150304_000000613101_00427_47855_8140.N1	25-APR-2011 15:03:04	Dark	60.500	61	8Eps Peg	2.1000	3900.0	121	47855	No
173	GOM_NL__2PRFIN20110425_150531_000000503101_00427_47855_8141.N1	25-APR-2011 15:05:31	Dark	50.000	162	34Alp Aqr	2.9440	5350.0	100	47855	No
174	GOM_NL__2PRFIN20110425_150847_000000543101_00427_47855_8142.N1	25-APR-2011 15:08:47	Dark	54.000	154	22Bet Aqr	2.8990	5700.0	108	47855	No
175	GOM_NL__2PRFIN20110425_152727_000000323101_00428_47856_8155.N1	25-APR-2011 15:27:27	Dark	32.000	103	38Zet Sgr	2.6000	9700.0	64	47856	No
176	GOM_NL__2PRFIN20110425_153024_000000673101_00428_47856_8156.N1	25-APR-2011 15:30:24	Straylight	67.000	38	20Eps Sgr	1.8360	11000.	134	47856	No
177	GOM_NL__2PRFIN20110425_153334_000000623101_00428_47856_8157.N1	25-APR-2011 15:33:34	Straylight	62.000	25	35Lam Sco	1.6200	28000.	124	47856	No
178	GOM_NL__2PRFIN20110425_153658_000000683101_00428_47856_8158.N1	25-APR-2011 15:36:58	Straylight	68.000	75	26Eps Sco	2.2910	4250.0	136	47856	No
179	GOM_NL__2PRFIN20110425_154057_000000783101_00428_47856_8159.N1	25-APR-2011 15:40:57	Twilight	77.500	16	21Alp Sco	1.0200	3000.0	155	47856	No
180	GOM_NL__2PRFIN20110425_154327_000000703101_00428_47856_8160.N1	25-APR-2011 15:43:27	Twilight	69.500	80	7Del Sco	2.3160	30000.	139	47856	No
181	GOM_NL__2PRFIN20110425_154653_000000503101_00428_47856_8161.N1	25-APR-2011 15:46:53	Bright	49.500	122	9Alp2Lib	2.7470	9700.0	99	47856	No
182	GOM_NL__2PRFIN20110425_154923_000000553101_00428_47856_8162.N1	25-APR-2011 15:49:23	Bright	54.500	104	27Bet Lib	2.6140	13100.	109	47856	No
183	GOM_NL__2PRFIN20110425_155756_000000403101_00428_47856_8163.N1	25-APR-2011 15:57:56	Bright	40.000	111	8Eta Boo	2.6800	6000.0	80	47856	No
184	GOM_NL__2PRFIN20110425_160203_000000503101_00428_47856_8164.N1	25-APR-2011 16:02:03	Bright	50.000	83		2.3780	11000.	100	47856	No
185	GOM_NL__2PRFIN20110425_160457_000000433101_00428_47856_8165.N1	25-APR-2011 16:04:57	Bright	42.500	180	27Gam Boo	3.0400	8000.0	85	47856	No
186	GOM_NL__2PRFIN20110425_160655_000000423101_00428_47856_8166.N1	25-APR-2011 16:06:55	Bright	41.500	39	85Eta UMa	1.8540	24000.	83	47856	No
187	GOM_NL__2PRFIN20110425_161438_000000443101_00428_47856_8167.N1	25-APR-2011 16:14:38	Bright	44.000	119	14Eta Dra	2.7270	4700.0	88	47856	No
188	GOM_NL__2PRFIN20110425_162429_000000413101_00428_47856_8168.N1	25-APR-2011 16:24:29	Bright	41.000	89	5Alp Cep	2.4510	8000.0	82	47856	No
189	GOM_NL__2PRFIN20110425_162941_000000573101_00428_47856_8169.N1	25-APR-2011 16:29:41	Bright	57.000	19	50Alp Cyg	1.2460	10500.	114	47856	No
190	GOM_NL__2PRFIN20110425_163518_000000583101_00428_47856_8170.N1	25-APR-2011 16:35:18	Bright	58.000	164	44Eta Peg	2.9480	5400.0	116	47856	No
191	GOM_NL__2PRFIN20110425_164318_000000583101_00428_47856_8171.N1	25-APR-2011 16:43:18	Dark	58.000	61	8Eps Peg	2.1000	3900.0	116	47856	No
192	GOM_NL__2PRFIN20110425_164546_000000513101_00428_47856_8172.N1	25-APR-2011 16:45:46	Dark	51.000	162	34Alp Aqr	2.9440	5350.0	102	47856	No
193	GOM_NL__2PRFIN20110425_164902_000000563101_00428_47856_8173.N1	25-APR-2011 16:49:02	Dark	56.000	154	22Bet Aqr	2.8990	5700.0	112	47856	No
194	GOM_NL__2PRFIN20110425_170743_000000323101_00429_47857_8193.N1	25-APR-2011 17:07:43	Dark	32.000	103	38Zet Sgr	2.6000	9700.0	64	47857	No
195	GOM_NL__2PRFIN20110425_171040_000000723101_00429_47857_8194.N1	25-APR-2011 17:10:40	Straylight	71.500	38	20Eps Sgr	1.8360	11000.	143	47857	No
196	GOM_NL__2PRFIN20110425_171350_000000633101_00429_47857_8195.N1	25-APR-2011 17:13:50	Straylight	63.000	25	35Lam Sco	1.6200	28000.	126	47857	No
197	GOM_NL__2PRFIN20110425_171713_000000633101_00429_47857_8196.N1	25-APR-2011 17:17:13	Straylight	63.000	75	26Eps Sco	2.2910	4250.0	126	47857	No
198	GOM_NL__2PRFIN20110425_172112_000000843101_00429_47857_8197.N1	25-APR-2011 17:21:12	Twilight	84.000	16	21Alp Sco	1.0200	3000.0	168	47857	No
199	GOM_NL__2PRFIN20110425_172342_000000713101_00429_47857_8198.N1	25-APR-2011 17:23:42	Twilight	70.500	80	7Del Sco	2.3160	30000.	141	47857	No
200	GOM_NL__2PRFIN20110425_172708_000000503101_00429_47857_8199.N1	25-APR-2011 17:27:08	Bright	49.500	122	9Alp2Lib	2.7470	9700.0	99	47857	No
201	GOM_NL__2PRFIN20110425_172937_000000543101_00429_47857_8200.N1	25-APR-2011 17:29:37	Bright	54.000	104	27Bet Lib	2.6140	13100.	108	47857	No
202	GOM_NL__2PRFIN20110425_173810_000000603101_00429_47857_8201.N1	25-APR-2011 17:38:10	Bright	60.000	111	8Eta Boo	2.6800	6000.0	120	47857	No
203	GOM_NL__2PRFIN20110425_174216_000000493101_00429_47857_8202.N1	25-APR-2011 17:42:16	Bright	49.000	83		2.3780	11000.	98	47857	No
204	GOM_NL__2PRFIN20110425_174511_000000443101_00429_47857_8203.N1	25-APR-2011 17:45:11	Bright	44.000	180	27Gam Boo	3.0400	8000.0	88	47857	No
205	GOM_NL__2PRFIN20110425_174709_000000393101_00429_47857_8204.N1	25-APR-2011 17:47:09	Bright	39.000	39	85Eta UMa	1.8540	24000.	78	47857	No
206	GOM_NL__2PRFIN20110425_175451_000000473101_00429_47857_8205.N1	25-APR-2011 17:54:51	Bright	47.000	119	14Eta Dra	2.7270	4700.0	94	47857	No
207	GOM_NL__2PRFIN20110425_180443_000000423101_00429_47857_8206.N1	25-APR-2011 18:04:43	Bright	41.500	89	5Alp Cep	2.4510	8000.0	83	47857	No
208	GOM_NL__2PRFIN20110425_180955_000000573101_00429_47857_8207.N1	25-APR-2011 18:09:55	Bright	56.500	19	50Alp Cyg	1.2460	10500.	113	47857	No
209	GOM_NL__2PRFIN20110425_181532_000000423101_00429_47857_8208.N1	25-APR-2011 18:15:32	Bright	42.000	164	44Eta Peg	2.9480	5400.0	84	47857	No
210	GOM_NL__2PRFIN20110425_182333_000000613101_00429_47857_8209.N1	25-APR-2011 18:23:33	Dark	61.000	61	8Eps Peg	2.1000	3900.0	122	47857	No
211	GOM_NL__2PRFIN20110425_182600_000000513101_00429_47857_8210.N1	25-APR-2011 18:26:00	Dark	51.000	162	34Alp Aqr	2.9440	5350.0	102	47857	No
212	GOM_NL__2PRFIN20110425_182917_000000573101_00429_47857_8211.N1	25-APR-2011 18:29:17	Dark	56.500	154	22Bet Aqr	2.8990	5700.0	113	47857	No
213	GOM_NL__2PRFIN20110425_184758_000000303101_00430_47858_8217.N1	25-APR-2011 18:47:58	Dark	30.000	103	38Zet Sgr	2.6000	9700.0	60	47858	No
214	GOM_NL__2PRFIN20110425_185055_000000653101_00430_47858_8218.N1	25-APR-2011 18:50:55	Straylight	65.000	38	20Eps Sgr	1.8360	11000.	130	47858	No
215	GOM_NL__2PRFIN20110425_185405_000000663101_00430_47858_8219.N1	25-APR-2011 18:54:05	Straylight	65.500	25	35Lam Sco	1.6200	28000.	131	47858	No
216	GOM_NL__2PRFIN20110425_185728_000000683101_00430_47858_8220.N1	25-APR-2011 18:57:28	Straylight	67.500	75	26Eps Sco	2.2910	4250.0	135	47858	No
217	GOM_NL__2PRFIN20110425_190127_000000823101_00430_47858_8221.N1	25-APR-2011 19:01:27	Twilight	81.500	16	21Alp Sco	1.0200	3000.0	163	47858	No
218	GOM_NL__2PRFIN20110425_190356_000000683101_00430_47858_8222.N1	25-APR-2011 19:03:56	Twilight	68.000	80	7Del Sco	2.3160	30000.	136	47858	No
219	GOM_NL__2PRFIN20110425_190722_000000493101_00430_47858_8223.N1	25-APR-2011 19:07:22	Bright	48.500	122	9Alp2Lib	2.7470	9700.0	97	47858	No

220	GOM_NL__2PRFIN20110425_190951_000000513101_00430_47858_8224.N1	25-APR-2011 19:09:51	Bright	50.500	104	27Bet Lib	2.6140	13100.	101	47858	No
221	GOM_NL__2PRFIN20110425_191824_000000423101_00430_47858_8225.N1	25-APR-2011 19:18:24	Bright	41.500	111	8Eta Boo	2.6800	6000.0	83	47858	No
222	GOM_NL__2PRFIN20110425_192230_000000513101_00430_47858_8226.N1	25-APR-2011 19:22:30	Bright	50.500	83		2.3780	11000.	101	47858	No
223	GOM_NL__2PRFIN20110425_192525_000000443101_00430_47858_8227.N1	25-APR-2011 19:25:25	Bright	44.000	180	27Gam Boo	3.0400	8000.0	88	47858	No
224	GOM_NL__2PRFIN20110425_192722_000000383101_00430_47858_8228.N1	25-APR-2011 19:27:22	Bright	38.000	39	85Eta UMa	1.8540	24000.	76	47858	No
225	GOM_NL__2PRFIN20110425_193505_000000443101_00430_47858_8229.N1	25-APR-2011 19:35:05	Bright	43.500	119	14Eta Dra	2.7270	4700.0	87	47858	No
226	GOM_NL__2PRFIN20110425_194457_000000413101_00430_47858_8230.N1	25-APR-2011 19:44:57	Bright	40.500	89	5Alp Cep	2.4510	8000.0	81	47858	No
227	GOM_NL__2PRFIN20110425_195009_000000543101_00430_47858_8231.N1	25-APR-2011 19:50:09	Bright	54.000	19	50Alp Cyg	1.2460	10500.	108	47858	No
228	GOM_NL__2PRFIN20110425_195546_000000403101_00430_47858_8232.N1	25-APR-2011 19:55:46	Bright	40.000	164	44Eta Peg	2.9480	5400.0	80	47858	No
229	GOM_NL__2PRFIN20110425_200347_000000593101_00430_47858_8233.N1	25-APR-2011 20:03:47	Dark	59.000	61	8Eps Peg	2.1000	3900.0	118	47858	No
230	GOM_NL__2PRFIN20110425_200615_000000493101_00430_47858_8234.N1	25-APR-2011 20:06:15	Dark	48.500	162	34Alp Aqr	2.9440	5350.0	97	47858	No
231	GOM_NL__2PRFIN20110425_200932_000000563101_00430_47858_8235.N1	25-APR-2011 20:09:32	Dark	56.000	154	22Bet Aqr	2.8990	5700.0	112	47858	No

3. Quality information per product

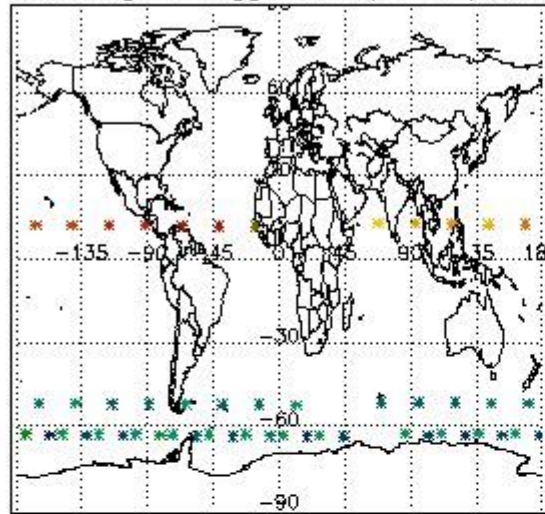
In this section it is plotted some information contained in the Quality Summary data set of the level 2 products. Only products in dark limb conditions and without errors (error flag in the MPH set to "0") are used.

3.1 Plot quality information per product (time dependant)

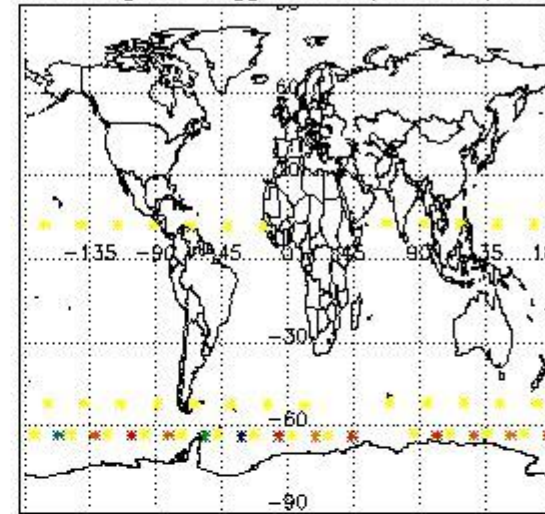


3.2 Plot quality information per product (world map)


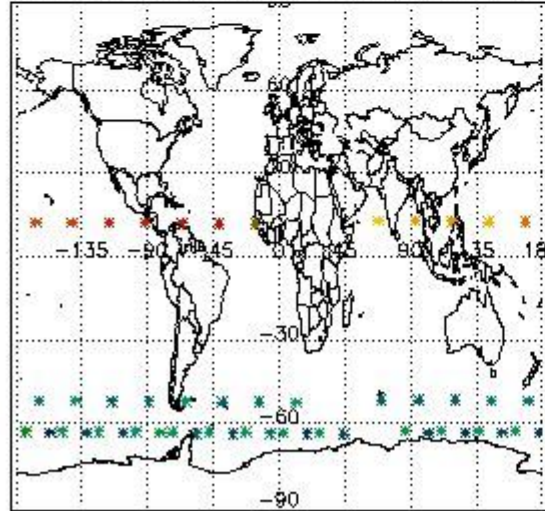
Percentage of flagged data per O3 profile



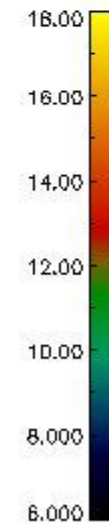
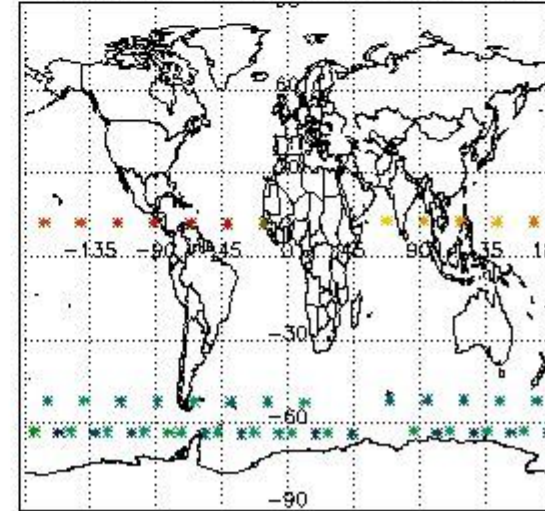
Percentage of flagged data per H2O profile



Percentage of flagged data per NO2 profile



Percentage of flagged data per NO3 profile

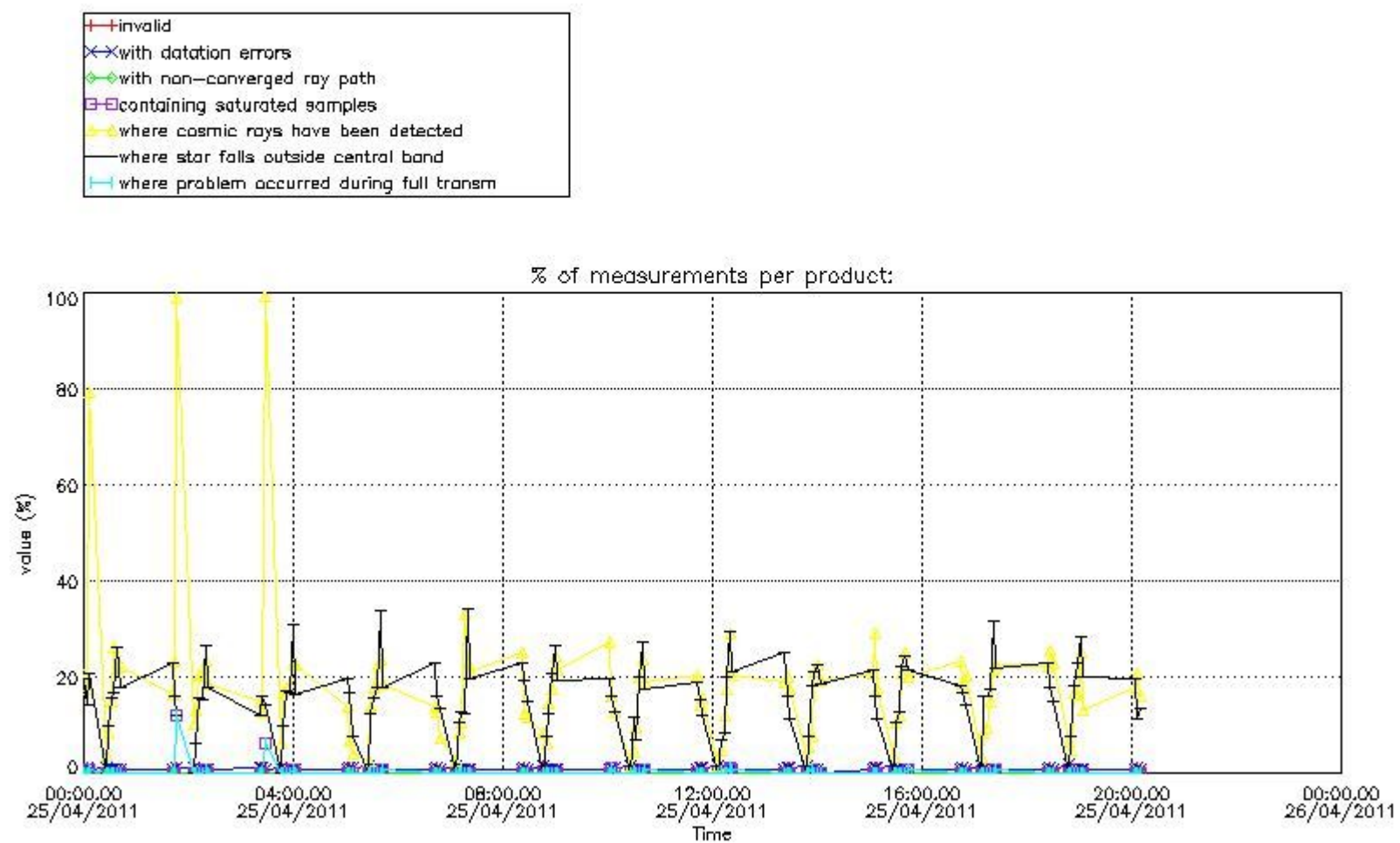


4. Level 1 quality information per product

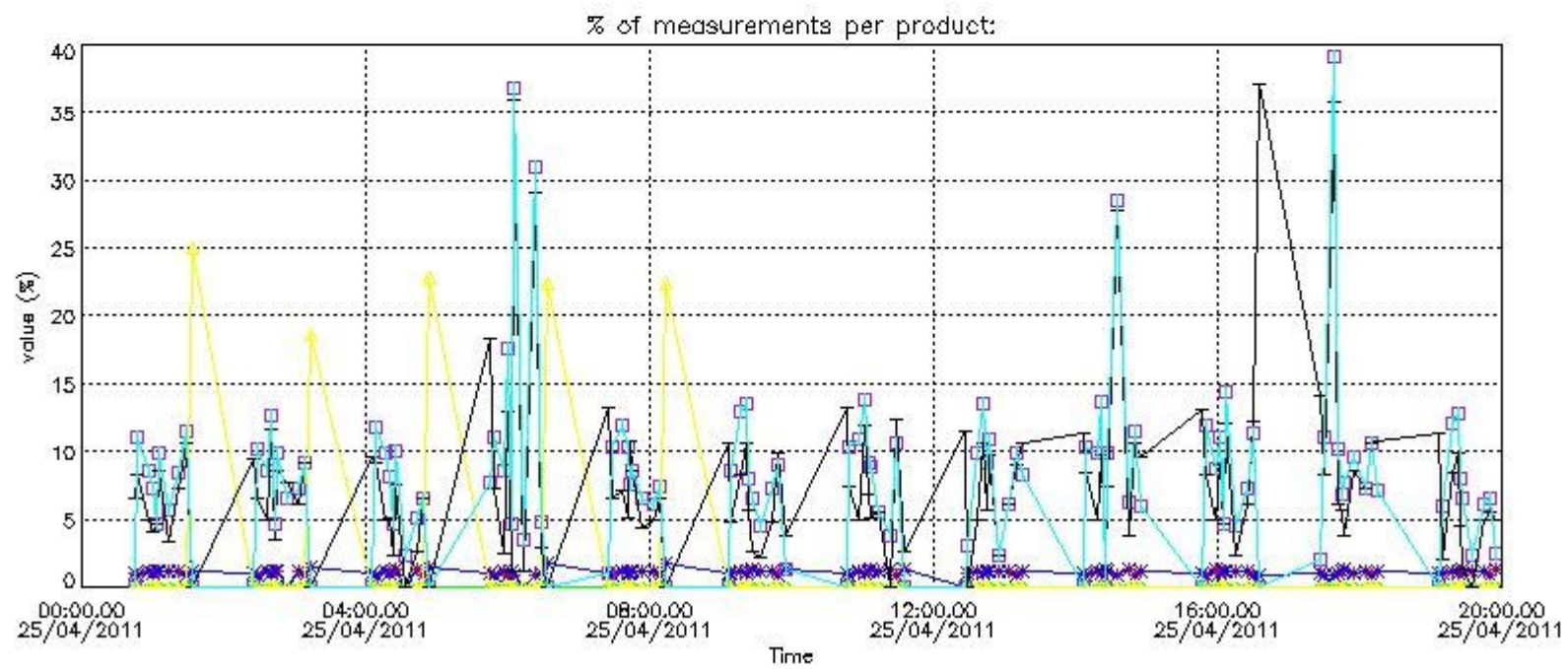
In this section it is plotted some information contained in the Quality Summary data set of the level 2 products that comes from the level 1b processing. Products without errors (error flag in the MPH set to "0") are used.

4.1 Plot quality information per product (time dependant) coming from level 1b processing

4.1.1 Plot level 1 quality information per product (time dependant): ENVISAT ASCENDING passes



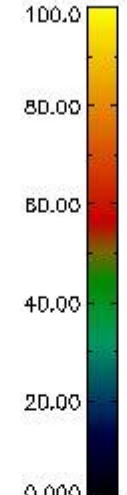
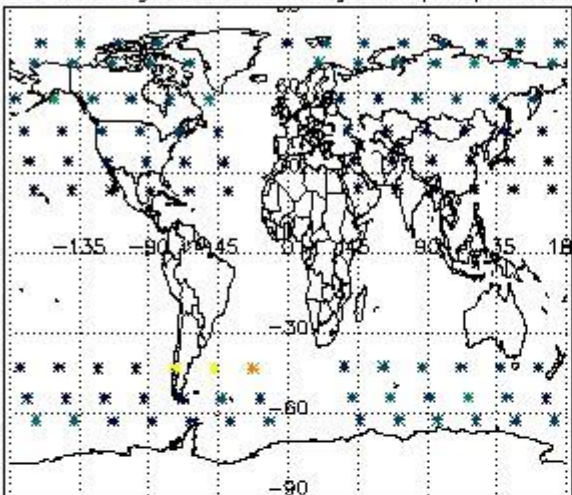
4.1.2 Plot level 1 quality information per product (time dependant): ENVI SAT DESCENDING passes



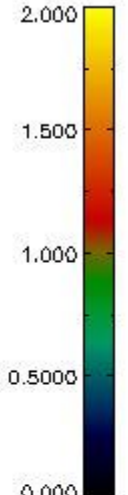
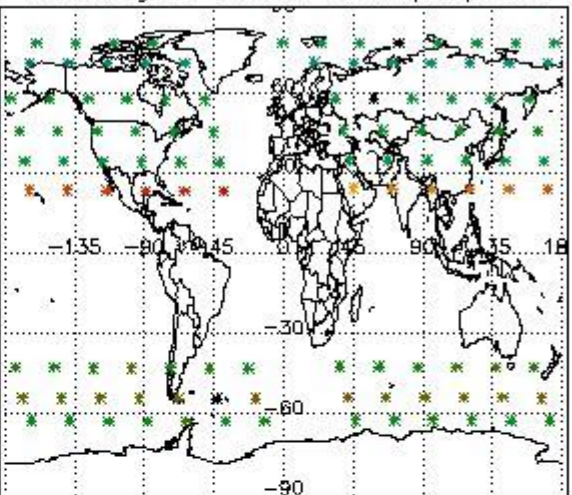
4.2 Plot quality information per product coming from level 1b processing (world map)

4.2.1 Plot level 1 quality information per product (world map): ENVISAT ASCENDING passes

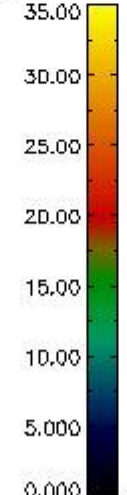
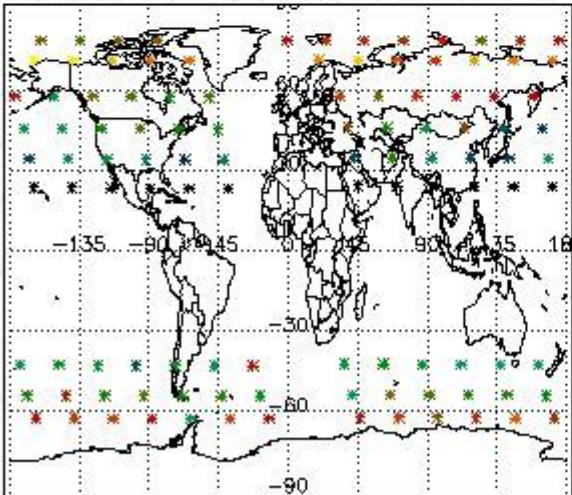
Percentage of cosmic ray hits per profile




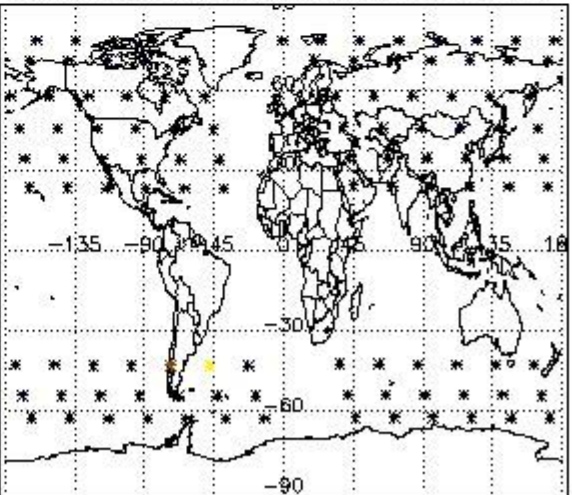
Percentage of datation errors per profile



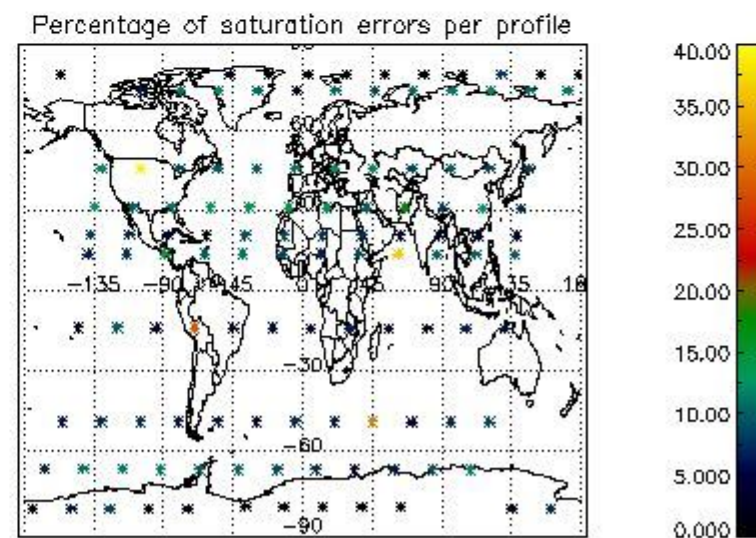
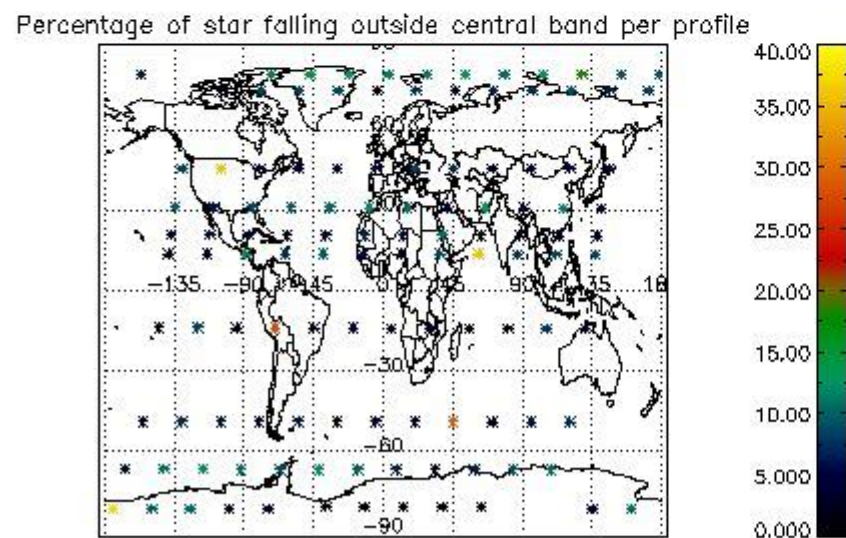
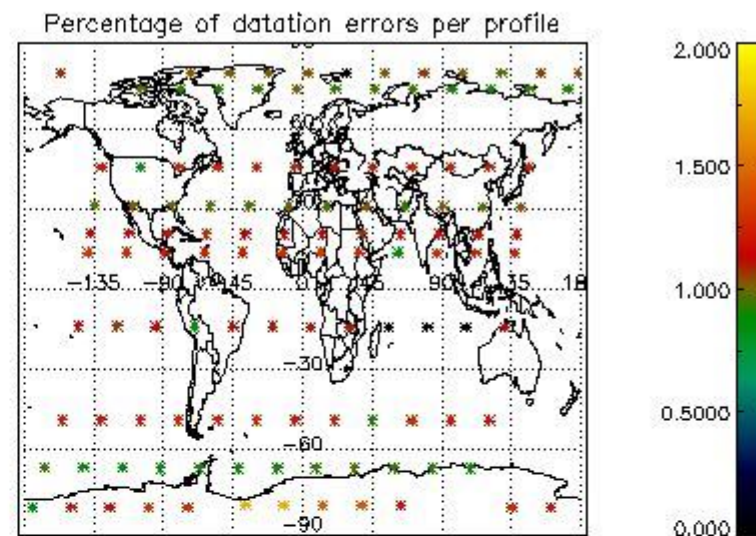
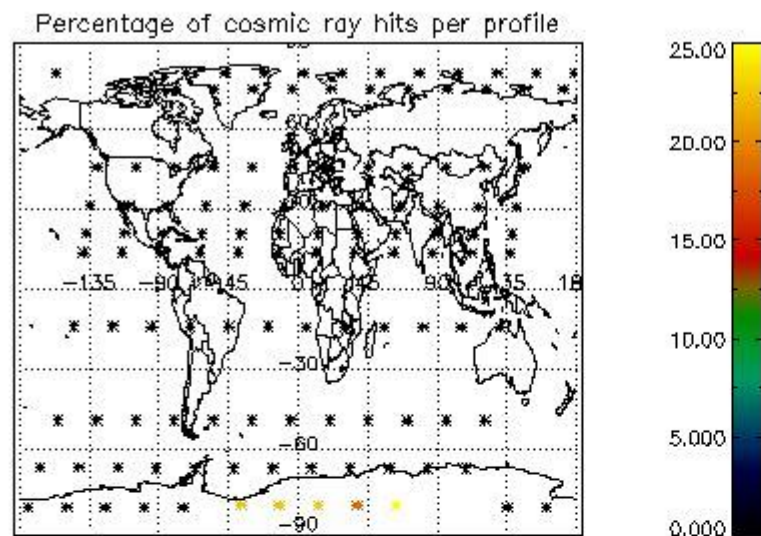
Percentage of star falling outside central band per profile



Percentage of saturation errors per profile



4.2.2 Plot level 1 quality information per product (world map): ENVISAT DESCENDING passes



5. Trace gas profiles

5.1 Ozone statistics based on quality of products

The final quality of the products can be "measured" using the STD (Standard Deviation) attached to every point profile. This information is written to the parameter GOM_NL__2P/NL_LOCAL_SPECIES_DENSITY/o3_std of the level 2 products. The table below shows the statistics for given STD ranges.

The statistics are given with respect to the overall valid production:

- Products without fatal errors: GOM_NL__2P/MPH/PRODUCT_ERR=0
- Valid point profile: GOM_NL__2P/NL_LOCAL_SPECIES_DENSITY/pcd(0)=0

The 'Criteria' is applied to valid points of dark limb products:

- Products in dark limb illumination condition: GOM_NL__2P/NL_SUMMARY_QUALITY/obs_ill_cond=0
- Products without fatal errors: GOM_NL__2P/MPH/PRODUCT_ERR=0
- Valid point profile: GOM_NL__2P/NL_LOCAL_SPECIES_DENSITY/pcd(0)=0

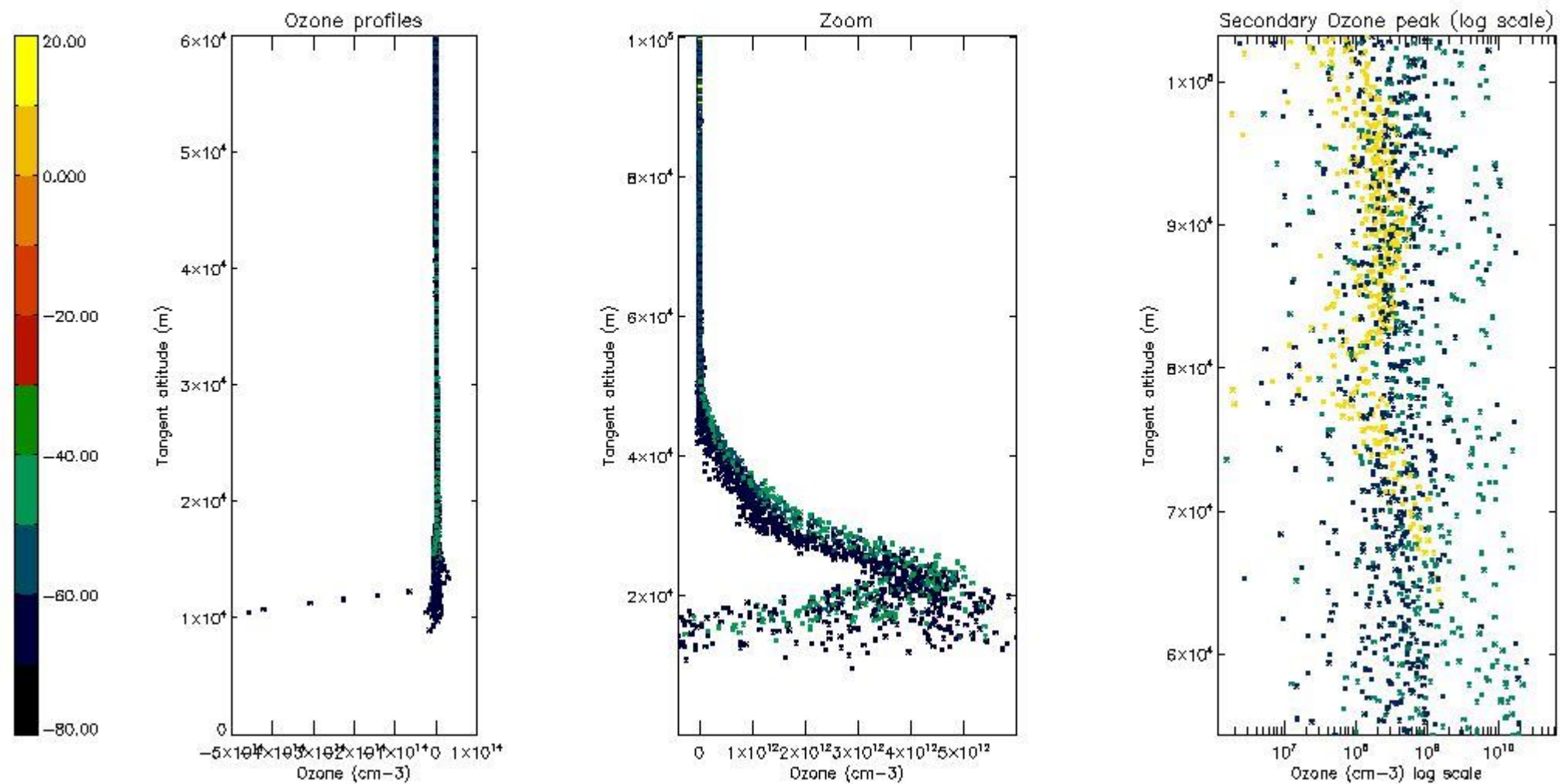
So, the table below shows the percentage of dark limb and valid observations for each criteria with respect to the overall valid daily observations.

Criteria	% of total production
All STD	21
STD < 20	4

STD < 10	1
STD < 5	0

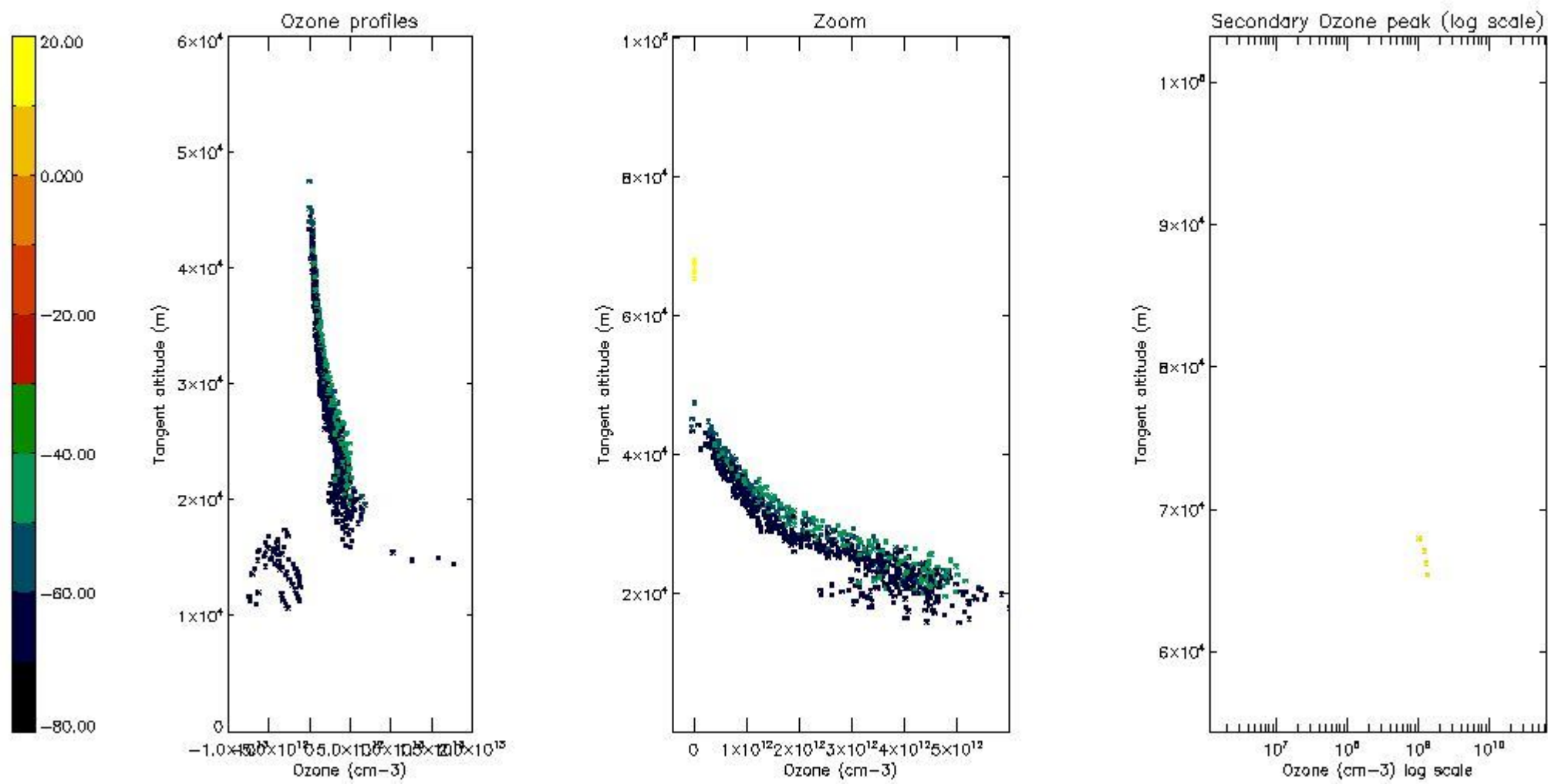
5.2 Plot ozone profiles for all STD (dark without errors)

The colorbar represents the latitude.



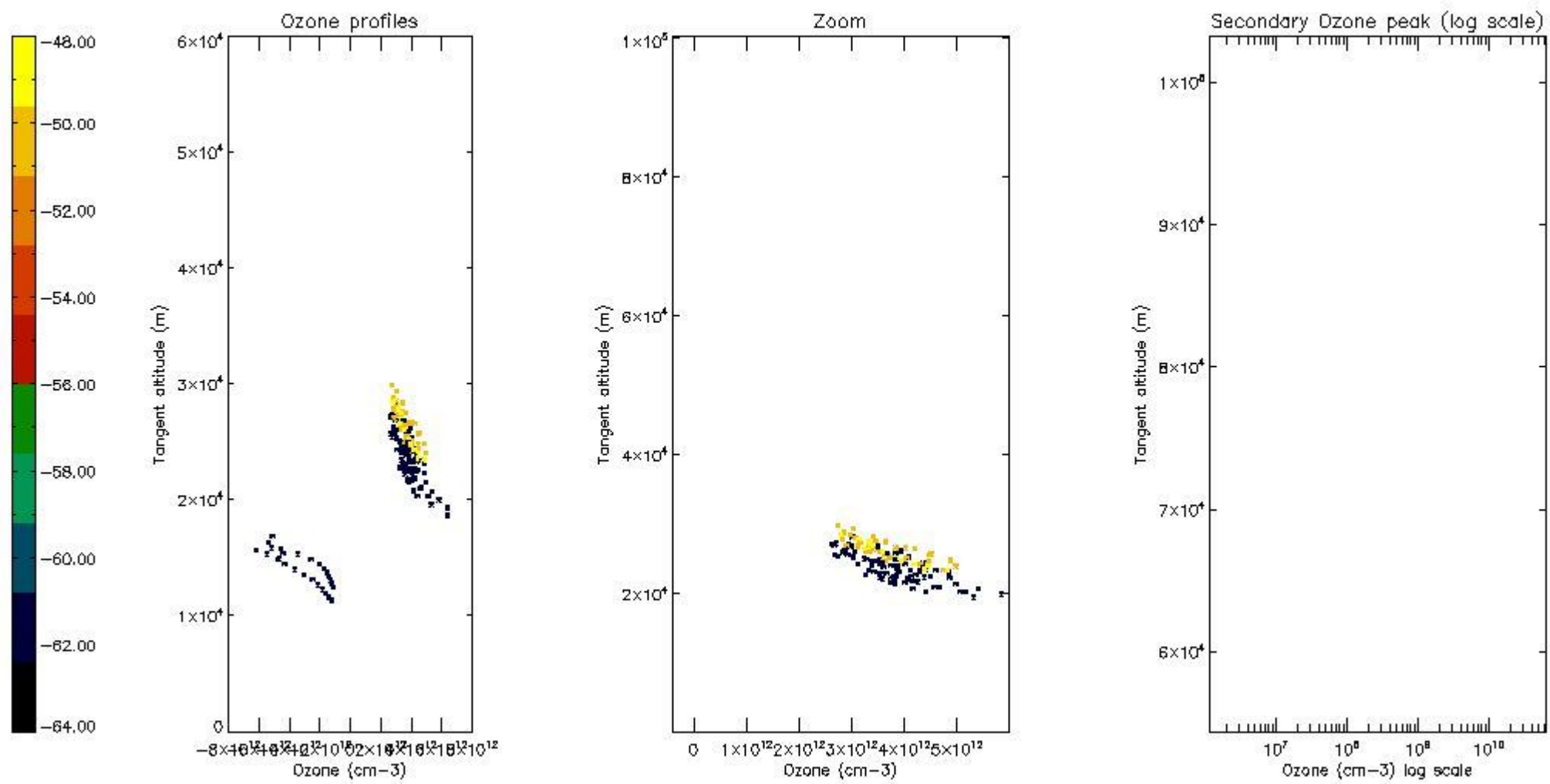
5.3 Plot ozone profiles where STD < 20% (dark without errors)

The colorbar represents the latitude.



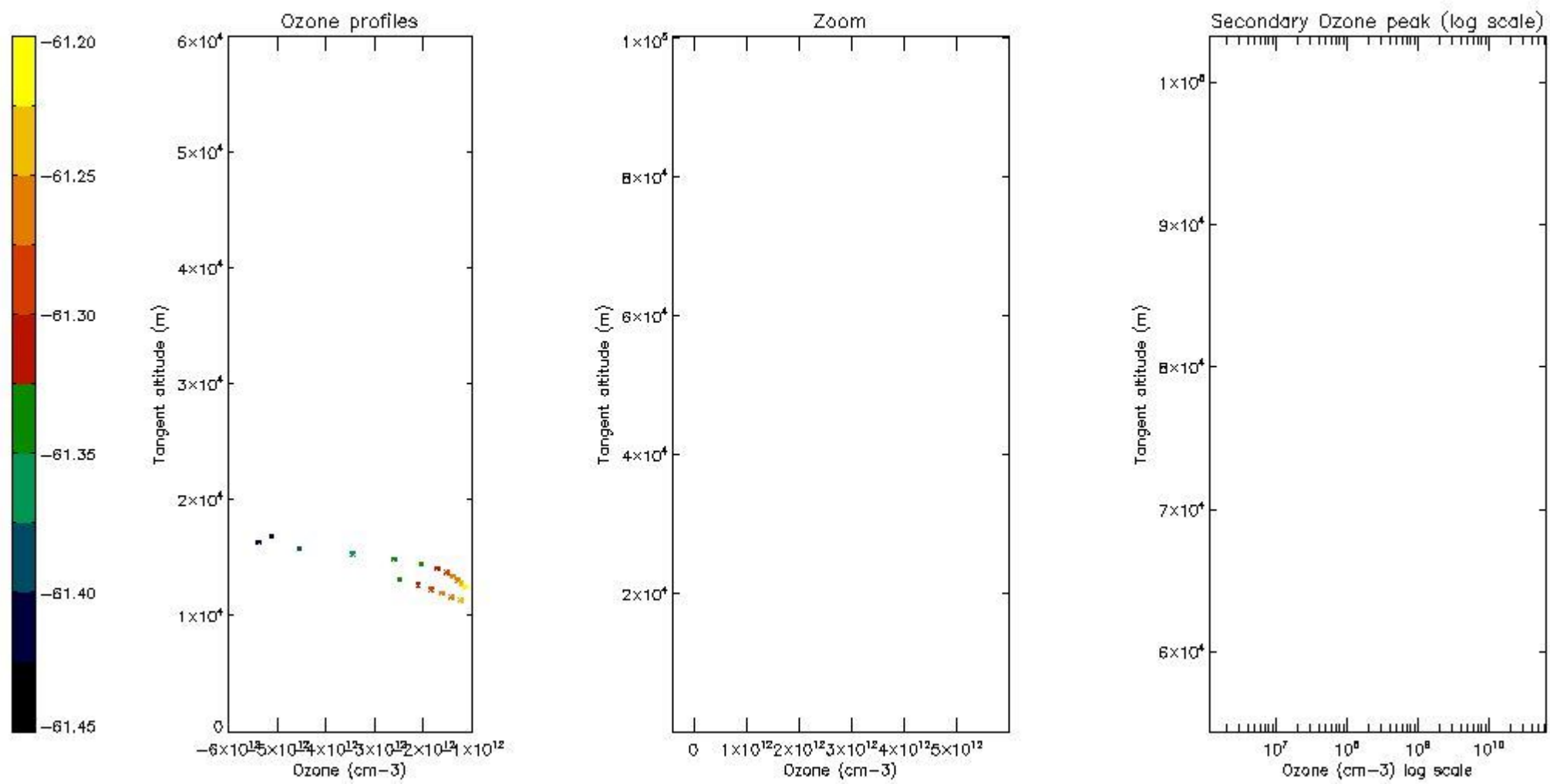
5.4 Plot ozone profiles where STD < 10% (dark without errors)

The colorbar represents the latitude.



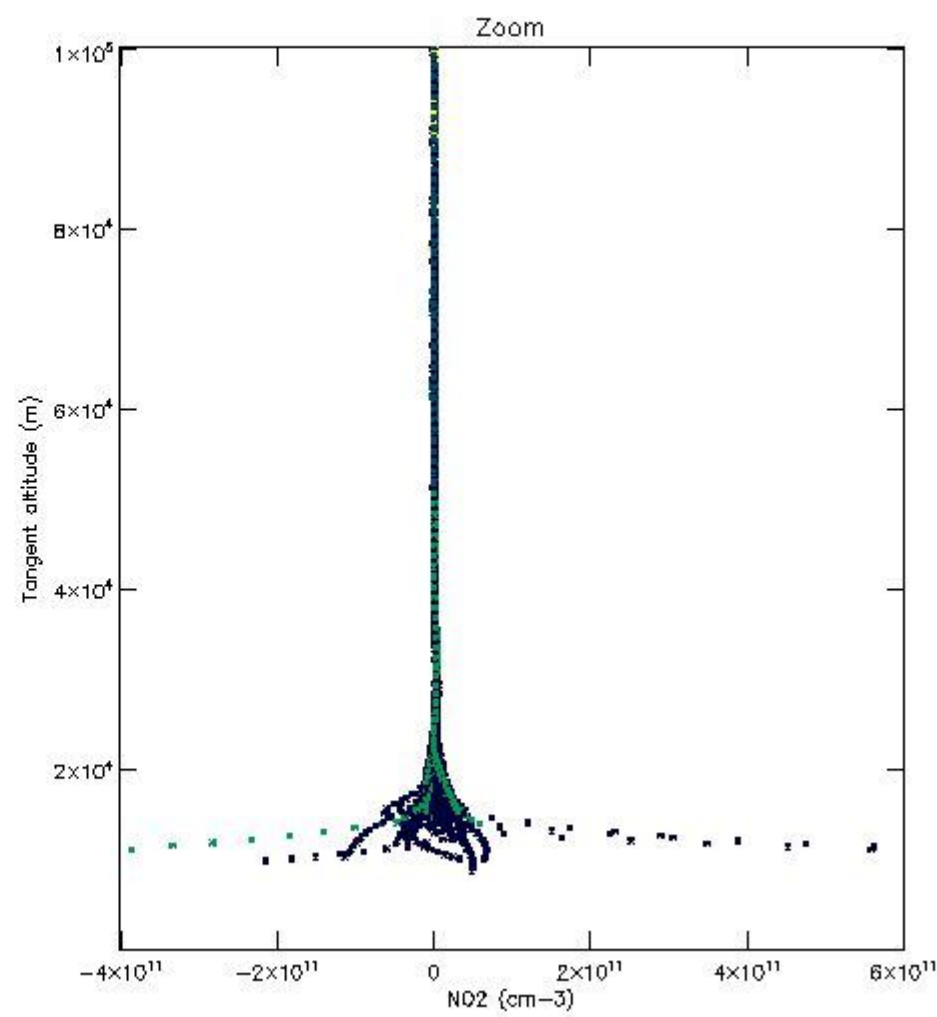
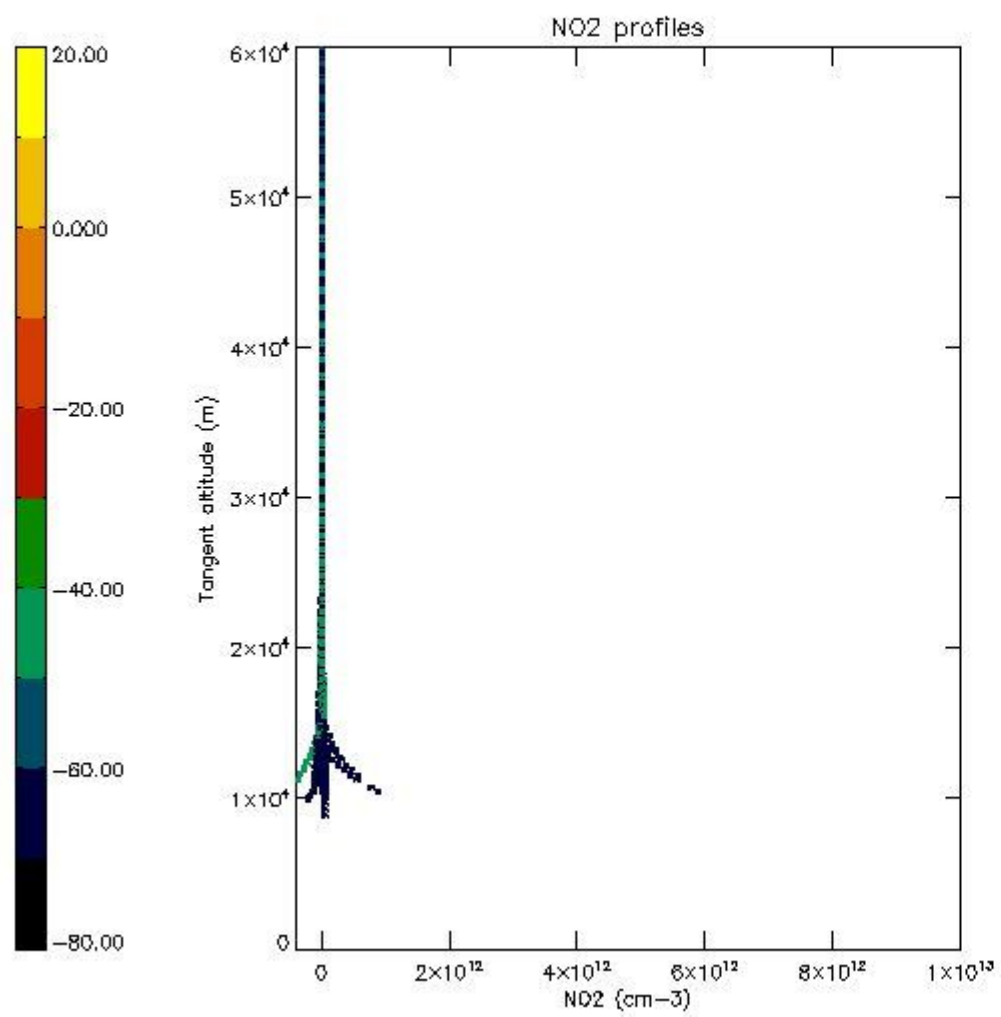
5.5 Plot ozone profiles where STD < 5% (dark without errors)

The colorbar represents the latitude.



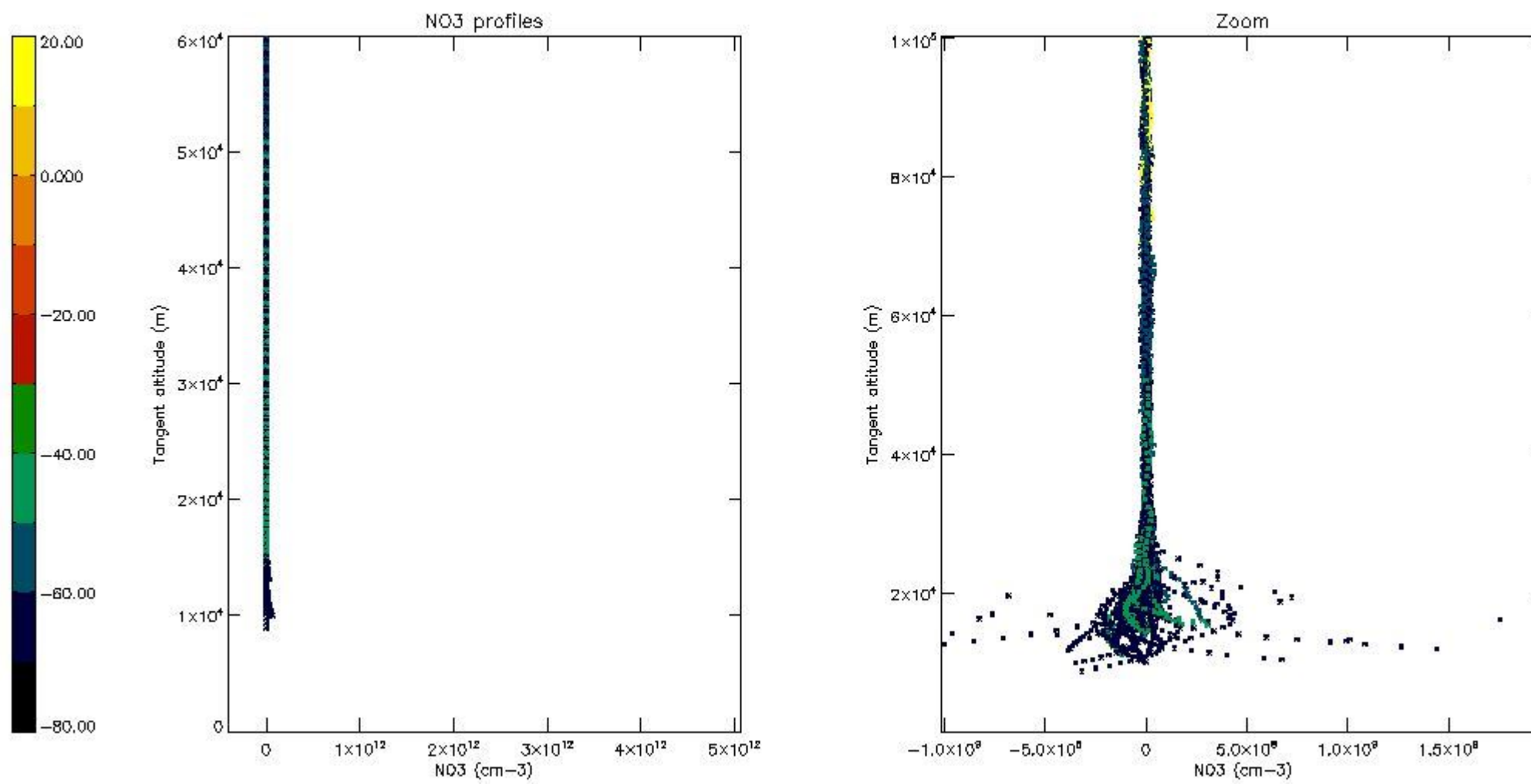
5.6 Plot NO₂ profiles for all STD (dark without errors)

The colorbar represents the latitude.



5.7 Plot NO3 profiles for all STD (dark without errors)

The colorbar represents the latitude.



6. Auxiliary Data Files used for the production reported in section 2

The number reported in the third column indicates since which file (see list in section 2) the corresponding auxiliary file has been used. The fourth column is the date of those product files.

Type	Auxiliary Filename	Used since product	Used since product date
INST_PHYS_CHARACTERISTICS	GOM_INS_AXVIEC20091111_143220_20030716_120000_20500101_000000	1	25-APR-2011 00:00:52
LEVEL-2_PROC_CONFIG	GOM_PR2_AXVIEC20091111_152718_20020301_000000_20500101_000000	1	25-APR-2011 00:00:52
CROSS_SECTIONS_FILE	GOM_CRS_AXVIEC20091111_154832_20020301_000000_20500101_000000	1	25-APR-2011 00:00:52

GOMOS Level 2 Daily Report

SUMMARY

[1. General Info](#)

[2. Summary of processed GOM_NL_2P products](#)

[3. Level 2 Quality information per product](#)

[3.1 Plot of level 2 quality information per product \(time dependant\)](#)

[3.2 Plot of level 2 quality information per product \(world map\)](#)

[4. Level 1 Quality information per product \(stored on level 2 products\)](#)

[4.1 Plot of level 1 quality information per product \(time dependant\)](#)

[4.1.1 Plot of level 1 quality information per product \(time dependant\): ASCENDING](#)

[4.1.2 Plot of level 1 quality information per product \(time dependant\): DESCENDING](#)

[4.2 Plot of level 1 quality information per product \(world map\)](#)

[4.2.1 Plot of level 1 quality information per product \(world map\): ASCENDING](#)

[4.2.2 Plot of level 1 quality information per product \(world map\): DESCENDING](#)

[5. Ozone profiles based on quality statistics and other trace gas profiles](#)

[5.1 Ozone statistics based on quality of products](#)

[5.2 Plot ozone profiles for all STD \(dark without errors\)](#)

[5.3 Plot ozone profiles where STD < 20% \(dark without errors\)](#)

[5.4. Plot ozone profiles where STD < 10% \(dark without errors\)](#)

[5.5. Plot ozone profiles where STD < 5% \(dark without errors\)](#)

[5.6 Plot NO2 profiles for all STD \(dark without errors\)](#)

[5.7 Plot NO3 profiles for all STD \(dark without errors\)](#)

[5.8 Plot H2O profiles \(only for occultations of stars 1,2,3,4,13,14,16,26,63 dark without errors\) for all STD](#)

[6. Auxiliary Data Files used for the production reported in section 2](#)

This report presents the daily analysis on parameters extracted from GOMOS level 2 data (GOM_NL__2P). It is intended to monitor some important parameters that will impact the quality of these products. A list of level 2 products (and content) that have arrived during the reporting day to the PCF is also given.

Item	Value
Time of report generation	24APR2013 12:50:25
Data source version	GOMOS/6.01
Start time of products	25-04-2011 (25APR2011 00:00:00)
Stop time of products	26-04-2011 (26APR2011 00:00:00)
Store outputs in DB	Yes
Nb of level 2 prods	231
Nb of prods with errors	0

2. Summary of processed GOM_NL__2P products.

Nr	Filename	UTC Start time	Limb	Duration	Star Id	Star Name	Star Mag	Star Temp	Nb Meas	Orbit	Prod. error
1	GOM_NL__2PRFIN20110425_000052_00000593101_00418_47846_7900.N1	25-APR-2011 00:00:52	Dark	58.500	61	8Eps Peg	2.1000	3900.0	117	47846	No
2	GOM_NL__2PRFIN20110425_000320_00000493101_00418_47846_7901.N1	25-APR-2011 00:03:20	Dark	49.000	162	34Alp Aqr	2.9440	5350.0	98	47846	No
3	GOM_NL__2PRFIN20110425_000632_00000613101_00418_47846_7902.N1	25-APR-2011 00:06:32	Dark	60.500	154	22Bet Aqr	2.8990	5700.0	121	47846	No
4	GOM_NL__2PRFIN20110425_002505_00000423101_00419_47847_7896.N1	25-APR-2011 00:25:05	Dark	42.000	103	38Zet Sgr	2.6000	9700.0	84	47847	No
5	GOM_NL__2PRFIN20110425_002805_00000673101_00419_47847_7897.N1	25-APR-2011 00:28:05	Straylight	66.500	38	20Eps Sgr	1.8360	11000.	133	47847	No
6	GOM_NL__2PRFIN20110425_003119_00000643101_00419_47847_7898.N1	25-APR-2011 00:31:19	Straylight	64.000	25	35Lam Sco	1.6200	28000.	128	47847	No
7	GOM_NL__2PRFIN20110425_003445_00000633101_00419_47847_7899.N1	25-APR-2011 00:34:45	Straylight	63.000	75	26Eps Sco	2.2910	4250.0	126	47847	No
8	GOM_NL__2PRFIN20110425_003846_00000803101_00419_47847_7900.N1	25-APR-2011 00:38:46	Twilight	80.000	16	21Alp Sco	1.0200	3000.0	160	47847	No
9	GOM_NL__2PRFIN20110425_004118_00000683101_00419_47847_7901.N1	25-APR-2011 00:41:18	Twilight	67.500	80	7Del Sco	2.3160	30000.	135	47847	No
10	GOM_NL__2PRFIN20110425_004447_00000463101_00419_47847_7902.N1	25-APR-2011 00:44:47	Bright	46.000	122	9Alp2Lib	2.7470	9700.0	92	47847	No
11	GOM_NL__2PRFIN20110425_004718_00000553101_00419_47847_7903.N1	25-APR-2011 00:47:18	Bright	54.500	104	27Bet Lib	2.6140	13100.	109	47847	No
12	GOM_NL__2PRFIN20110425_005552_00000413101_00419_47847_7904.N1	25-APR-2011 00:55:52	Bright	40.500	111	8Eta Boo	2.6800	6000.0	81	47847	No
13	GOM_NL__2PRFIN20110425_010003_00000493101_00419_47847_7905.N1	25-APR-2011 01:00:03	Bright	48.500	83		2.3780	11000.	97	47847	No
14	GOM_NL__2PRFIN20110425_010257_00000443101_00419_47847_7906.N1	25-APR-2011 01:02:57	Bright	43.500	180	27Gam Boo	3.0400	8000.0	87	47847	No
15	GOM_NL__2PRFIN20110425_010452_00000413101_00419_47847_7907.N1	25-APR-2011 01:04:52	Bright	40.500	39	85Eta UMa	1.8540	24000.	81	47847	No
16	GOM_NL__2PRFIN20110425_011238_00000443101_00419_47847_7908.N1	25-APR-2011 01:12:38	Bright	44.000	119	14Eta Dra	2.7270	4700.0	88	47847	No
17	GOM_NL__2PRFIN20110425_012226_00000423101_00419_47847_7909.N1	25-APR-2011 01:22:26	Bright	41.500	89	5Alp Cep	2.4510	8000.0	83	47847	No
18	GOM_NL__2PRFIN20110425_012738_00000573101_00419_47847_7910.N1	25-APR-2011 01:27:38	Bright	56.500	19	50Alp Cyg	1.2460	10500.	113	47847	No
19	GOM_NL__2PRFIN20110425_013238_00000423101_00419_47847_7911.N1	25-APR-2011 01:32:38	Twilight	42.000	92	53Eps Cyg	2.5000	4500.0	84	47847	No
20	GOM_NL__2PRFIN20110425_014106_00000613101_00419_47847_7912.N1	25-APR-2011 01:41:06	Dark	61.000	61	8Eps Peg	2.1000	3900.0	122	47847	No
21	GOM_NL__2PRFIN20110425_014334_00000503101_00419_47847_7913.N1	25-APR-2011 01:43:34	Dark	49.500	162	34Alp Aqr	2.9440	5350.0	99	47847	No
22	GOM_NL__2PRFIN20110425_014647_00000553101_00419_47847_7914.N1	25-APR-2011 01:46:47	Dark	54.500	154	22Bet Aqr	2.8990	5700.0	109	47847	No
23	GOM_NL__2PRFIN20110425_020521_00000403101_00420_47848_7907.N1	25-APR-2011 02:05:21	Dark	40.000	103	38Zet Sgr	2.6000	9700.0	80	47848	No
24	GOM_NL__2PRFIN20110425_020821_00000653101_00420_47848_7908.N1	25-APR-2011 02:08:21	Straylight	64.500	38	20Eps Sgr	1.8360	11000.	129	47848	No
25	GOM_NL__2PRFIN20110425_021134_00000643101_00420_47848_7909.N1	25-APR-2011 02:11:34	Straylight	64.000	25	35Lam Sco	1.6200	28000.	128	47848	No
26	GOM_NL__2PRFIN20110425_021500_00000633101_00420_47848_7910.N1	25-APR-2011 02:15:00	Straylight	62.500	75	26Eps Sco	2.2910	4250.0	125	47848	No
27	GOM_NL__2PRFIN20110425_021900_00000803101_00420_47848_7911.N1	25-APR-2011 02:19:00	Twilight	79.500	16	21Alp Sco	1.0200	3000.0	159	47848	No
28	GOM_NL__2PRFIN20110425_022133_00000673101_00420_47848_7912.N1	25-APR-2011 02:21:33	Twilight	67.000	80	7Del Sco	2.3160	30000.	134	47848	No
29	GOM_NL__2PRFIN20110425_022501_00000483101_00420_47848_7913.N1	25-APR-2011 02:25:01	Bright	47.500	122	9Alp2Lib	2.7470	9700.0	95	47848	No
30	GOM_NL__2PRFIN20110425_022732_00000543101_00420_47848_7914.N1	25-APR-2011 02:27:32	Bright	54.000	104	27Bet Lib	2.6140	13100.	108	47848	No
31	GOM_NL__2PRFIN20110425_023606_00000413101_00420_47848_7915.N1	25-APR-2011 02:36:06	Bright	40.500	111	8Eta Boo	2.6800	6000.0	81	47848	No
32	GOM_NL__2PRFIN20110425_024016_00000523101_00420_47848_7916.N1	25-APR-2011 02:40:16	Bright	51.500	83		2.3780	11000.	103	47848	No
33	GOM_NL__2PRFIN20110425_024310_00000433101_00420_47848_7917.N1	25-APR-2011 02:43:10	Bright	42.500	180	27Gam Boo	3.0400	8000.0	85	47848	No
34	GOM_NL__2PRFIN20110425_024505_00000413101_00420_47848_7918.N1	25-APR-2011 02:45:05	Bright	40.500	39	85Eta UMa	1.8540	24000.	81	47848	No
35	GOM_NL__2PRFIN20110425_025251_00000463101_00420_47848_7919.N1	25-APR-2011 02:52:51	Bright	45.500	119	14Eta Dra	2.7270	4700.0	91	47848	No
36	GOM_NL__2PRFIN20110425_030239_00000413101_00420_47848_7920.N1	25-APR-2011 03:02:39	Bright	41.000	89	5Alp Cep	2.4510	8000.0	82	47848	No
37	GOM_NL__2PRFIN20110425_030752_00000553101_00420_47848_7921.N1	25-APR-2011 03:07:52	Bright	55.000	19	50Alp Cyg	1.2460	10500.	110	47848	No
38	GOM_NL__2PRFIN20110425_031252_00000353101_00420_47848_7922.N1	25-APR-2011 03:12:52	Twilight	35.000	92	53Eps Cyg	2.5000	4500.0	70	47848	No
39	GOM_NL__2PRFIN20110425_032121_00000543101_00420_47848_7923.N1	25-APR-2011 03:21:21	Dark	54.000	61	8Eps Peg	2.1000	3900.0	108	47848	No
40	GOM_NL__2PRFIN20110425_032348_00000513101_00420_47848_7924.N1	25-APR-2011 03:23:48	Dark	50.500	162	34Alp Aqr	2.9440	5350.0	101	47848	No
41	GOM_NL__2PRFIN20110425_032702_00000563101_00420_47848_7925.N1	25-APR-2011 03:27:02	Dark	56.000	154	22Bet Aqr	2.8990	5700.0	112	47848	No
42	GOM_NL__2PRFIN20110425_034536_00000403101_00421_47849_7923.N1	25-APR-2011 03:45:36	Dark	40.000	103	38Zet Sgr	2.6000	9700.0	80	47849	No

43	GOM_NL__2PRFIN20110425_034836_000000663101_00421_47849_7924.N1	25-APR-2011 03:48:36	Straylight	65.500	38	20Eps Sgr	1.8360	11000.	131	47849	No
44	GOM_NL__2PRFIN20110425_035149_000000653101_00421_47849_7925.N1	25-APR-2011 03:51:49	Straylight	65.000	25	35Lam Sco	1.6200	28000.	130	47849	No
45	GOM_NL__2PRFIN20110425_035515_000000633101_00421_47849_7926.N1	25-APR-2011 03:55:15	Straylight	63.000	75	26Eps Sco	2.2910	4250.0	126	47849	No
46	GOM_NL__2PRFIN20110425_035915_000000853101_00421_47849_7927.N1	25-APR-2011 03:59:15	Twi_and_stray	84.500	16	21Alp Sco	1.0200	3000.0	169	47849	No
47	GOM_NL__2PRFIN20110425_040147_000000673101_00421_47849_7928.N1	25-APR-2011 04:01:47	Twi_and_stray	66.500	80	7Del Sco	2.3160	30000.	133	47849	No
48	GOM_NL__2PRFIN20110425_040515_000000473101_00421_47849_7929.N1	25-APR-2011 04:05:15	Bright	47.000	122	9Alp2Lib	2.7470	9700.0	94	47849	No
49	GOM_NL__2PRFIN20110425_040746_000000553101_00421_47849_7930.N1	25-APR-2011 04:07:46	Bright	55.000	104	27Bet Lib	2.6140	13100.	110	47849	No
50	GOM_NL__2PRFIN20110425_041620_000000413101_00421_47849_7931.N1	25-APR-2011 04:16:20	Bright	40.500	111	8Eta Boo	2.6800	6000.0	81	47849	No
51	GOM_NL__2PRFIN20110425_042030_000000493101_00421_47849_7932.N1	25-APR-2011 04:20:30	Bright	49.000	83		2.3780	11000.	98	47849	No
52	GOM_NL__2PRFIN20110425_042324_000000433101_00421_47849_7933.N1	25-APR-2011 04:23:24	Bright	43.000	180	27Gam Boo	3.0400	8000.0	86	47849	No
53	GOM_NL__2PRFIN20110425_042519_000000403101_00421_47849_7934.N1	25-APR-2011 04:25:19	Bright	40.000	39	85Eta UMa	1.8540	24000.	80	47849	No
54	GOM_NL__2PRFIN20110425_043305_000000433101_00421_47849_7935.N1	25-APR-2011 04:33:05	Bright	42.500	119	14Eta Dra	2.7270	4700.0	85	47849	No
55	GOM_NL__2PRFIN20110425_044253_000000393101_00421_47849_7936.N1	25-APR-2011 04:42:53	Bright	39.000	89	5Alp Cep	2.4510	8000.0	78	47849	No
56	GOM_NL__2PRFIN20110425_044805_000000543101_00421_47849_7937.N1	25-APR-2011 04:48:05	Bright	53.500	19	50Alp Cyg	1.2460	10500.	107	47849	No
57	GOM_NL__2PRFIN20110425_045306_000000353101_00421_47849_7938.N1	25-APR-2011 04:53:06	Twi_and_stray	35.000	92	53Eps Cyg	2.5000	4500.0	70	47849	No
58	GOM_NL__2PRFIN20110425_050136_000000593101_00421_47849_7939.N1	25-APR-2011 05:01:36	Dark	58.500	61	8Eps Peg	2.1000	3900.0	117	47849	No
59	GOM_NL__2PRFIN20110425_050403_000000513101_00421_47849_7940.N1	25-APR-2011 05:04:03	Dark	50.500	162	34Alp Aqr	2.9440	5350.0	101	47849	No
60	GOM_NL__2PRFIN20110425_050717_000000523101_00421_47849_7941.N1	25-APR-2011 05:07:17	Dark	51.500	154	22Bet Aqr	2.8990	5700.0	103	47849	No
61	GOM_NL__2PRFIN20110425_052552_000000383101_00422_47850_7953.N1	25-APR-2011 05:25:52	Dark	38.000	103	38Zet Sgr	2.6000	9700.0	76	47850	No
62	GOM_NL__2PRFIN20110425_052852_000000683101_00422_47850_7954.N1	25-APR-2011 05:28:52	Straylight	68.000	38	20Eps Sgr	1.8360	11000.	136	47850	No
63	GOM_NL__2PRFIN20110425_053204_000000643101_00422_47850_7955.N1	25-APR-2011 05:32:04	Straylight	64.000	25	35Lam Sco	1.6200	28000.	128	47850	No
64	GOM_NL__2PRFIN20110425_053529_000000653101_00422_47850_7956.N1	25-APR-2011 05:35:29	Straylight	65.000	75	26Eps Sco	2.2910	4250.0	130	47850	No
65	GOM_NL__2PRFIN20110425_053930_000000893101_00422_47850_7957.N1	25-APR-2011 05:39:30	Twi_and_stray	89.000	16	21Alp Sco	1.0200	3000.0	178	47850	No
66	GOM_NL__2PRFIN20110425_054201_000000673101_00422_47850_7958.N1	25-APR-2011 05:42:01	Twi_and_stray	67.000	80	7Del Sco	2.3160	30000.	134	47850	No
67	GOM_NL__2PRFIN20110425_054529_000000523101_00422_47850_7959.N1	25-APR-2011 05:45:29	Bright	52.000	122	9Alp2Lib	2.7470	9700.0	104	47850	No
68	GOM_NL__2PRFIN20110425_054800_000000553101_00422_47850_7960.N1	25-APR-2011 05:48:00	Bright	54.500	104	27Bet Lib	2.6140	13100.	109	47850	No
69	GOM_NL__2PRFIN20110425_055634_000000413101_00422_47850_7961.N1	25-APR-2011 05:56:34	Bright	40.500	111	8Eta Boo	2.6800	6000.0	81	47850	No
70	GOM_NL__2PRFIN20110425_060043_000000543101_00422_47850_7962.N1	25-APR-2011 06:00:43	Bright	54.000	83		2.3780	11000.	108	47850	No
71	GOM_NL__2PRFIN20110425_060337_000000433101_00422_47850_7963.N1	25-APR-2011 06:03:37	Bright	42.500	180	27Gam Boo	3.0400	8000.0	85	47850	No
72	GOM_NL__2PRFIN20110425_060533_000000573101_00422_47850_7964.N1	25-APR-2011 06:05:33	Bright	57.000	39	85Eta UMa	1.8540	24000.	114	47850	No
73	GOM_NL__2PRFIN20110425_061318_000000433101_00422_47850_7965.N1	25-APR-2011 06:13:18	Bright	43.000	119	14Eta Dra	2.7270	4700.0	86	47850	No
74	GOM_NL__2PRFIN20110425_062307_000000553101_00422_47850_7966.N1	25-APR-2011 06:23:07	Bright	55.000	89	5Alp Cep	2.4510	8000.0	110	47850	No
75	GOM_NL__2PRFIN20110425_062819_000000533101_00422_47850_7967.N1	25-APR-2011 06:28:19	Bright	52.500	19	50Alp Cyg	1.2460	10500.	105	47850	No
76	GOM_NL__2PRFIN20110425_063320_000000293101_00422_47850_7968.N1	25-APR-2011 06:33:20	Twi_and_stray	29.000	92	53Eps Cyg	2.5000	4500.0	58	47850	No
77	GOM_NL__2PRFIN20110425_064150_000000613101_00422_47850_7969.N1	25-APR-2011 06:41:50	Dark	61.000	61	8Eps Peg	2.1000	3900.0	122	47850	No
78	GOM_NL__2PRFIN20110425_064418_000000513101_00422_47850_7970.N1	25-APR-2011 06:44:18	Dark	50.500	162	34Alp Aqr	2.9440	5350.0	101	47850	No
79	GOM_NL__2PRFIN20110425_064732_000000563101_00422_47850_7971.N1	25-APR-2011 06:47:32	Dark	55.500	154	22Bet Aqr	2.8990	5700.0	111	47850	No
80	GOM_NL__2PRFIN20110425_070608_000000383101_00423_47851_7964.N1	25-APR-2011 07:06:08	Dark	38.000	103	38Zet Sgr	2.6000	9700.0	76	47851	No
81	GOM_NL__2PRFIN20110425_070908_000000673101_00423_47851_7965.N1	25-APR-2011 07:09:08	Straylight	67.000	38	20Eps Sgr	1.8360	11000.	134	47851	No
82	GOM_NL__2PRFIN20110425_071219_000000623101_00423_47851_7966.N1	25-APR-2011 07:12:19	Straylight	62.000	25	35Lam Sco	1.6200	28000.	124	47851	No
83	GOM_NL__2PRFIN20110425_071544_000000613101_00423_47851_7967.N1	25-APR-2011 07:15:44	Straylight	60.500	75	26Eps Sco	2.2910	4250.0	121	47851	No
84	GOM_NL__2PRFIN20110425_071944_000000893101_00423_47851_7968.N1	25-APR-2011 07:19:44	Twi_and_stray	89.000	16	21Alp Sco	1.0200	3000.0	178	47851	No
85	GOM_NL__2PRFIN20110425_072216_000000693101_00423_47851_7969.N1	25-APR-2011 07:22:16	Twi_and_stray	68.500	80	7Del Sco	2.3160	30000.	137	47851	No
86	GOM_NL__2PRFIN20110425_072543_000000493101_00423_47851_7970.N1	25-APR-2011 07:25:43	Bright	49.000	122	9Alp2Lib	2.7470	9700.0	98	47851	No
87	GOM_NL__2PRFIN20110425_072814_000000543101_00423_47851_7971.N1	25-APR-2011 07:28:14	Bright	53.500	104	27Bet Lib	2.6140	13100.	107	47851	No
88	GOM_NL__2PRFIN20110425_073648_000000423101_00423_47851_7972.N1	25-APR-2011 07:36:48	Bright	42.000	111	8Eta Boo	2.6800	6000.0	84	47851	No
89	GOM_NL__2PRFIN20110425_074057_000000493101_00423_47851_7973.N1	25-APR-2011 07:40:57	Bright	48.500	83		2.3780	11000.	97	47851	No
90	GOM_NL__2PRFIN20110425_074351_000000473101_00423_47851_7974.N1	25-APR-2011 07:43:51	Bright	46.500	180	27Gam Boo	3.0400	8000.0	93	47851	No
91	GOM_NL__2PRFIN20110425_074547_000000413101_00423_47851_7975.N1	25-APR-2011 07:45:47	Bright	40.500	39	85Eta UMa	1.8540	24000.	81	47851	No
92	GOM_NL__2PRFIN20110425_075331_000000463101_00423_47851_7976.N1	25-APR-2011 07:53:31	Bright	45.500	119	14Eta Dra	2.7270	4700.0	91	47851	No
93	GOM_NL__2PRFIN20110425_080321_000000413101_00423_47851_7977.N1	25-APR-2011 08:03:21	Bright	40.500	89	5Alp Cep	2.4510	8000.0	81	47851	No
94	GOM_NL__2PRFIN20110425_080833_000000543101_00423_47851_7978.N1	25-APR-2011 08:08:33	Bright	54.000	19	50Alp Cyg	1.2460	10500.	108	47851	No
95	GOM_NL__2PRFIN20110425_081334_000000293101_00423_47851_7979.N1	25-APR-2011 08:13:34	Twi_and_stray	29.000	92	53Eps Cyg	2.5000	4500.0	58	47851	No
96	GOM_NL__2PRFIN20110425_082205_000000623101_00423_47851_7980.N1	25-APR-2011 08:22:05	Dark	61.500	61	8Eps Peg	2.1000	3900.0	123	47851	No
97	GOM_NL__2PRFIN20110425_082433_000000523101_00423_47851_7981.N1	25-APR-2011 08:24:33	Dark	52.000	162	34Alp Aqr	2.9440	5350.0	104	47851	No
98	GOM_NL__2PRFIN20110425_082747_000000573101_00423_47851_7982.N1	25-APR-2011 08:27:47	Dark	56.500	154	22Bet Aqr	2.8990	5700.0	113	47851	No
99	GOM_NL__2PRFIN20110425_084624_000000363101_00424_47852_7991.N1	25-APR-2011 08:46:24	Dark	36.000	103	38Zet Sgr	2.6000	9700.0	72	47852	No
100	GOM_NL__2PRFIN20110425_084923_000000663101_00424_47852_7992.N1	25-APR-2011 08:49:23	Straylight	66.000	38	20Eps Sgr	1.8360	11000.	132	47852	No
101	GOM_NL__2PRFIN20110425_085234_000000623101_00424_47852_7993.N1	25-APR-2011 08:52:34	Straylight	61.500	25	35Lam Sco	1.6200	28000.	123	47852	No

102	GOM_NL__2PRFIN20110425_085559_000000663101_00424_47852_7994.N1	25-APR-2011 08:55:59	Straylight	65.500	75	26Eps Sco	2.2910	4250.0	131	47852	No
103	GOM_NL__2PRFIN20110425_085959_000000803101_00424_47852_7995.N1	25-APR-2011 08:59:59	Tw_i_and_stray	79.500	16	21Alp Sco	1.0200	3000.0	159	47852	No
104	GOM_NL__2PRFIN20110425_090230_000000683101_00424_47852_7996.N1	25-APR-2011 09:02:30	Tw_i_and_stray	68.000	80	7Del Sco	2.3160	30000.	136	47852	No
105	GOM_NL__2PRFIN20110425_090557_000000473101_00424_47852_7997.N1	25-APR-2011 09:05:57	Bright	47.000	122	9Alp2Lib	2.7470	9700.0	94	47852	No
106	GOM_NL__2PRFIN20110425_090828_000000533101_00424_47852_7998.N1	25-APR-2011 09:08:28	Bright	52.500	104	27Bet Lib	2.6140	13100.	105	47852	No
107	GOM_NL__2PRFIN20110425_091701_000000433101_00424_47852_7999.N1	25-APR-2011 09:17:01	Bright	42.500	111	8Eta Boo	2.6800	6000.0	85	47852	No
108	GOM_NL__2PRFIN20110425_092110_000000523101_00424_47852_8000.N1	25-APR-2011 09:21:10	Bright	51.500	83		2.3780	11000.	103	47852	No
109	GOM_NL__2PRFIN20110425_092404_000000443101_00424_47852_8001.N1	25-APR-2011 09:24:04	Bright	44.000	180	27Gam Boo	3.0400	8000.0	88	47852	No
110	GOM_NL__2PRFIN20110425_092600_000000383101_00424_47852_8002.N1	25-APR-2011 09:26:00	Bright	38.000	39	85Eta UMa	1.8540	24000.	76	47852	No
111	GOM_NL__2PRFIN20110425_093345_000000453101_00424_47852_8003.N1	25-APR-2011 09:33:45	Bright	44.500	119	14Eta Dra	2.7270	4700.0	89	47852	No
112	GOM_NL__2PRFIN20110425_094334_000000423101_00424_47852_8004.N1	25-APR-2011 09:43:34	Bright	41.500	89	5Alp Cep	2.4510	8000.0	83	47852	No
113	GOM_NL__2PRFIN20110425_094847_000000563101_00424_47852_8005.N1	25-APR-2011 09:48:47	Bright	55.500	19	50Alp Cyg	1.2460	10500.	111	47852	No
114	GOM_NL__2PRFIN20110425_095421_000000393101_00424_47852_8006.N1	25-APR-2011 09:54:21	Bright	39.000	164	44Eta Peg	2.9480	5400.0	78	47852	No
115	GOM_NL__2PRFIN20110425_100220_000000593101_00424_47852_8007.N1	25-APR-2011 10:02:20	Dark	59.000	61	8Eps Peg	2.1000	3900.0	118	47852	No
116	GOM_NL__2PRFIN20110425_100447_000000513101_00424_47852_8008.N1	25-APR-2011 10:04:47	Dark	50.500	162	34Alp Aqr	2.9440	5350.0	101	47852	No
117	GOM_NL__2PRFIN20110425_100802_000000553101_00424_47852_8009.N1	25-APR-2011 10:08:02	Dark	55.000	154	22Bet Aqr	2.8990	5700.0	110	47852	No
118	GOM_NL__2PRFIN20110425_102639_000000363101_00425_47853_8028.N1	25-APR-2011 10:26:39	Dark	36.000	103	38Zet Sgr	2.6000	9700.0	72	47853	No
119	GOM_NL__2PRFIN20110425_102938_000000683101_00425_47853_8029.N1	25-APR-2011 10:29:38	Straylight	68.000	38	20Eps Sgr	1.8360	11000.	136	47853	No
120	GOM_NL__2PRFIN20110425_103249_000000583101_00425_47853_8030.N1	25-APR-2011 10:32:49	Straylight	58.000	25	35Lam Sco	1.6200	28000.	116	47853	No
121	GOM_NL__2PRFIN20110425_103614_000000663101_00425_47853_8031.N1	25-APR-2011 10:36:14	Straylight	65.500	75	26Eps Sco	2.2910	4250.0	131	47853	No
122	GOM_NL__2PRFIN20110425_104013_000000813101_00425_47853_8032.N1	25-APR-2011 10:40:13	Tw_i_and_stray	80.500	16	21Alp Sco	1.0200	3000.0	161	47853	No
123	GOM_NL__2PRFIN20110425_104244_000000673101_00425_47853_8033.N1	25-APR-2011 10:42:44	Tw_i_and_stray	66.500	80	7Del Sco	2.3160	30000.	133	47853	No
124	GOM_NL__2PRFIN20110425_104611_000000493101_00425_47853_8034.N1	25-APR-2011 10:46:11	Bright	49.000	122	9Alp2Lib	2.7470	9700.0	98	47853	No
125	GOM_NL__2PRFIN20110425_104841_000000543101_00425_47853_8035.N1	25-APR-2011 10:48:41	Bright	53.500	104	27Bet Lib	2.6140	13100.	107	47853	No
126	GOM_NL__2PRFIN20110425_105715_000000413101_00425_47853_8036.N1	25-APR-2011 10:57:15	Bright	41.000	111	8Eta Boo	2.6800	6000.0	82	47853	No
127	GOM_NL__2PRFIN20110425_110123_000000513101_00425_47853_8037.N1	25-APR-2011 11:01:23	Bright	50.500	83		2.3780	11000.	101	47853	No
128	GOM_NL__2PRFIN20110425_110417_000000443101_00425_47853_8038.N1	25-APR-2011 11:04:17	Bright	44.000	180	27Gam Boo	3.0400	8000.0	88	47853	No
129	GOM_NL__2PRFIN20110425_110614_000000403101_00425_47853_8039.N1	25-APR-2011 11:06:14	Bright	39.500	39	85Eta UMa	1.8540	24000.	79	47853	No
130	GOM_NL__2PRFIN20110425_111358_000000463101_00425_47853_8040.N1	25-APR-2011 11:13:58	Bright	45.500	119	14Eta Dra	2.7270	4700.0	91	47853	No
131	GOM_NL__2PRFIN20110425_112348_000000393101_00425_47853_8041.N1	25-APR-2011 11:23:48	Bright	39.000	89	5Alp Cep	2.4510	8000.0	78	47853	No
132	GOM_NL__2PRFIN20110425_112900_000000573101_00425_47853_8042.N1	25-APR-2011 11:29:00	Bright	56.500	19	50Alp Cyg	1.2460	10500.	113	47853	No
133	GOM_NL__2PRFIN20110425_113435_000000393101_00425_47853_8043.N1	25-APR-2011 11:34:35	Bright	38.500	164	44Eta Peg	2.9480	5400.0	77	47853	No
134	GOM_NL__2PRFIN20110425_114234_000000593101_00425_47853_8044.N1	25-APR-2011 11:42:34	Dark	58.500	61	8Eps Peg	2.1000	3900.0	117	47853	No
135	GOM_NL__2PRFIN20110425_114502_000000503101_00425_47853_8045.N1	25-APR-2011 11:45:02	Dark	49.500	162	34Alp Aqr	2.9440	5350.0	99	47853	No
136	GOM_NL__2PRFIN20110425_114817_000000553101_00425_47853_8046.N1	25-APR-2011 11:48:17	Dark	54.500	154	22Bet Aqr	2.8990	5700.0	109	47853	No
137	GOM_NL__2PRFIN20110425_120655_000000343101_00426_47854_8089.N1	25-APR-2011 12:06:55	Dark	34.000	103	38Zet Sgr	2.6000	9700.0	68	47854	No
138	GOM_NL__2PRFIN20110425_120954_000000653101_00426_47854_8090.N1	25-APR-2011 12:09:54	Straylight	64.500	38	20Eps Sgr	1.8360	11000.	129	47854	No
139	GOM_NL__2PRFIN20110425_121304_000000593101_00426_47854_8091.N1	25-APR-2011 12:13:04	Straylight	59.000	25	35Lam Sco	1.6200	28000.	118	47854	No
140	GOM_NL__2PRFIN20110425_121629_000000663101_00426_47854_8092.N1	25-APR-2011 12:16:29	Straylight	65.500	75	26Eps Sco	2.2910	4250.0	131	47854	No
141	GOM_NL__2PRFIN20110425_122028_000000833101_00426_47854_8093.N1	25-APR-2011 12:20:28	Tw_i_and_stray	83.000	16	21Alp Sco	1.0200	3000.0	166	47854	No
142	GOM_NL__2PRFIN20110425_122259_000000693101_00426_47854_8094.N1	25-APR-2011 12:22:59	Tw_i_and_stray	69.000	80	7Del Sco	2.3160	30000.	138	47854	No
143	GOM_NL__2PRFIN20110425_122625_000000483101_00426_47854_8095.N1	25-APR-2011 12:26:25	Bright	48.000	122	9Alp2Lib	2.7470	9700.0	96	47854	No
144	GOM_NL__2PRFIN20110425_122855_000000503101_00426_47854_8096.N1	25-APR-2011 12:28:55	Bright	49.500	104	27Bet Lib	2.6140	13100.	99	47854	No
145	GOM_NL__2PRFIN20110425_123729_000000413101_00426_47854_8097.N1	25-APR-2011 12:37:29	Bright	40.500	111	8Eta Boo	2.6800	6000.0	81	47854	No
146	GOM_NL__2PRFIN20110425_124136_000000523101_00426_47854_8098.N1	25-APR-2011 12:41:36	Bright	51.500	83		2.3780	11000.	103	47854	No
147	GOM_NL__2PRFIN20110425_124431_000000443101_00426_47854_8099.N1	25-APR-2011 12:44:31	Bright	44.000	180	27Gam Boo	3.0400	8000.0	88	47854	No
148	GOM_NL__2PRFIN20110425_124628_000000413101_00426_47854_8100.N1	25-APR-2011 12:46:28	Bright	41.000	39	85Eta UMa	1.8540	24000.	82	47854	No
149	GOM_NL__2PRFIN20110425_125411_000000443101_00426_47854_8101.N1	25-APR-2011 12:54:11	Bright	44.000	119	14Eta Dra	2.7270	4700.0	88	47854	No
150	GOM_NL__2PRFIN20110425_130402_000000413101_00426_47854_8102.N1	25-APR-2011 13:04:02	Bright	40.500	89	5Alp Cep	2.4510	8000.0	81	47854	No
151	GOM_NL__2PRFIN20110425_130914_000000563101_00426_47854_8103.N1	25-APR-2011 13:09:14	Bright	55.500	19	50Alp Cyg	1.2460	10500.	111	47854	No
152	GOM_NL__2PRFIN20110425_131449_000000433101_00426_47854_8104.N1	25-APR-2011 13:14:49	Bright	42.500	164	44Eta Peg	2.9480	5400.0	85	47854	No
153	GOM_NL__2PRFIN20110425_132249_000000643101_00426_47854_8105.N1	25-APR-2011 13:22:49	Dark	63.500	61	8Eps Peg	2.1000	3900.0	127	47854	No
154	GOM_NL__2PRFIN20110425_132516_000000503101_00426_47854_8106.N1	25-APR-2011 13:25:16	Dark	50.000	162	34Alp Aqr	2.9440	5350.0	100	47854	No
155	GOM_NL__2PRFIN20110425_132832_000000543101_00426_47854_8107.N1	25-APR-2011 13:28:32	Dark	54.000	154	22Bet Aqr	2.8990	5700.0	108	47854	No
156	GOM_NL__2PRFIN20110425_134711_000000343101_00427_47855_8124.N1	25-APR-2011 13:47:11	Dark	34.000	103	38Zet Sgr	2.6000	9700.0	68	47855	No
157	GOM_NL__2PRFIN20110425_135009_000000653101_00427_47855_8125.N1	25-APR-2011 13:50:09	Straylight	64.500	38	20Eps Sgr	1.8360	11000.	129	47855	No
158	GOM_NL__2PRFIN20110425_135319_000000663101_00427_47855_8126.N1	25-APR-2011 13:53:19	Straylight	65.500	25	35Lam Sco	1.6200	28000.	131	47855	No
159	GOM_NL__2PRFIN20110425_135644_000000663101_00427_47855_8127.N1	25-APR-2011 13:56:44	Straylight	66.000	75	26Eps Sco	2.2910	4250.0	132	47855	No
160	GOM_NL__2PRFIN20110425_140043_000000763101_00427_47855_8128.N1	25-APR-2011 14:00:43	Tw_i_and_stray	75.500	16	21Alp Sco	1.0200	3000.0	151	47855	No

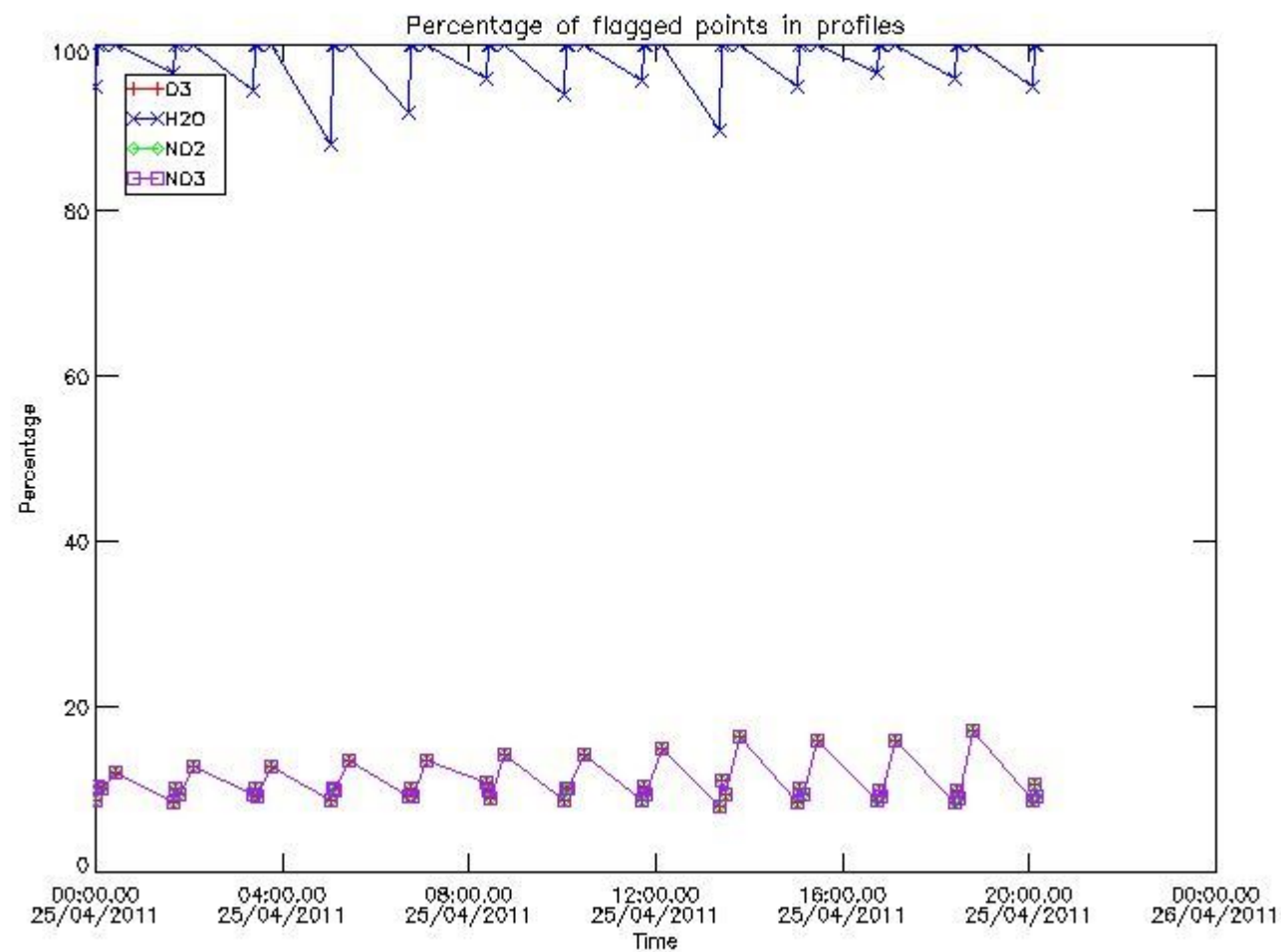
161	GOM_NL__2PRFIN20110425_140313_000000673101_00427_47855_8129.N1	25-APR-2011 14:03:13	Twilight	67.000	80	7Del Sco	2.3160	30000.	134	47855	No
162	GOM_NL__2PRFIN20110425_140639_000000493101_00427_47855_8130.N1	25-APR-2011 14:06:39	Bright	48.500	122	9Alp2Lib	2.7470	9700.0	97	47855	No
163	GOM_NL__2PRFIN20110425_140909_000000543101_00427_47855_8131.N1	25-APR-2011 14:09:09	Bright	53.500	104	27Bet Lib	2.6140	13100.	107	47855	No
164	GOM_NL__2PRFIN20110425_141742_000000413101_00427_47855_8132.N1	25-APR-2011 14:17:42	Bright	40.500	111	8Eta Boo	2.6800	6000.0	81	47855	No
165	GOM_NL__2PRFIN20110425_142150_000000513101_00427_47855_8133.N1	25-APR-2011 14:21:50	Bright	51.000	83		2.3780	11000.	102	47855	No
166	GOM_NL__2PRFIN20110425_142444_000000403101_00427_47855_8134.N1	25-APR-2011 14:24:44	Bright	40.000	180	27Gam Boo	3.0400	8000.0	80	47855	No
167	GOM_NL__2PRFIN20110425_142641_000000413101_00427_47855_8135.N1	25-APR-2011 14:26:41	Bright	40.500	39	85Eta UMa	1.8540	24000.	81	47855	No
168	GOM_NL__2PRFIN20110425_143425_000000603101_00427_47855_8136.N1	25-APR-2011 14:34:25	Bright	59.500	119	14Eta Dra	2.7270	4700.0	119	47855	No
169	GOM_NL__2PRFIN20110425_144416_000000403101_00427_47855_8137.N1	25-APR-2011 14:44:16	Bright	40.000	89	5Alp Cep	2.4510	8000.0	80	47855	No
170	GOM_NL__2PRFIN20110425_144928_000000573101_00427_47855_8138.N1	25-APR-2011 14:49:28	Bright	56.500	19	50Alp Cyg	1.2460	10500.	113	47855	No
171	GOM_NL__2PRFIN20110425_145503_000000423101_00427_47855_8139.N1	25-APR-2011 14:55:03	Bright	41.500	164	44Eta Peg	2.9480	5400.0	83	47855	No
172	GOM_NL__2PRFIN20110425_150304_000000613101_00427_47855_8140.N1	25-APR-2011 15:03:04	Dark	60.500	61	8Eps Peg	2.1000	3900.0	121	47855	No
173	GOM_NL__2PRFIN20110425_150531_000000503101_00427_47855_8141.N1	25-APR-2011 15:05:31	Dark	50.000	162	34Alp Aqr	2.9440	5350.0	100	47855	No
174	GOM_NL__2PRFIN20110425_150847_000000543101_00427_47855_8142.N1	25-APR-2011 15:08:47	Dark	54.000	154	22Bet Aqr	2.8990	5700.0	108	47855	No
175	GOM_NL__2PRFIN20110425_152727_000000323101_00428_47856_8155.N1	25-APR-2011 15:27:27	Dark	32.000	103	38Zet Sgr	2.6000	9700.0	64	47856	No
176	GOM_NL__2PRFIN20110425_153024_000000673101_00428_47856_8156.N1	25-APR-2011 15:30:24	Straylight	67.000	38	20Eps Sgr	1.8360	11000.	134	47856	No
177	GOM_NL__2PRFIN20110425_153334_000000623101_00428_47856_8157.N1	25-APR-2011 15:33:34	Straylight	62.000	25	35Lam Sco	1.6200	28000.	124	47856	No
178	GOM_NL__2PRFIN20110425_153658_000000683101_00428_47856_8158.N1	25-APR-2011 15:36:58	Straylight	68.000	75	26Eps Sco	2.2910	4250.0	136	47856	No
179	GOM_NL__2PRFIN20110425_154057_000000783101_00428_47856_8159.N1	25-APR-2011 15:40:57	Twilight	77.500	16	21Alp Sco	1.0200	3000.0	155	47856	No
180	GOM_NL__2PRFIN20110425_154327_000000703101_00428_47856_8160.N1	25-APR-2011 15:43:27	Twilight	69.500	80	7Del Sco	2.3160	30000.	139	47856	No
181	GOM_NL__2PRFIN20110425_154653_000000503101_00428_47856_8161.N1	25-APR-2011 15:46:53	Bright	49.500	122	9Alp2Lib	2.7470	9700.0	99	47856	No
182	GOM_NL__2PRFIN20110425_154923_000000553101_00428_47856_8162.N1	25-APR-2011 15:49:23	Bright	54.500	104	27Bet Lib	2.6140	13100.	109	47856	No
183	GOM_NL__2PRFIN20110425_155756_000000403101_00428_47856_8163.N1	25-APR-2011 15:57:56	Bright	40.000	111	8Eta Boo	2.6800	6000.0	80	47856	No
184	GOM_NL__2PRFIN20110425_160203_000000503101_00428_47856_8164.N1	25-APR-2011 16:02:03	Bright	50.000	83		2.3780	11000.	100	47856	No
185	GOM_NL__2PRFIN20110425_160457_000000433101_00428_47856_8165.N1	25-APR-2011 16:04:57	Bright	42.500	180	27Gam Boo	3.0400	8000.0	85	47856	No
186	GOM_NL__2PRFIN20110425_160655_000000423101_00428_47856_8166.N1	25-APR-2011 16:06:55	Bright	41.500	39	85Eta UMa	1.8540	24000.	83	47856	No
187	GOM_NL__2PRFIN20110425_161438_000000443101_00428_47856_8167.N1	25-APR-2011 16:14:38	Bright	44.000	119	14Eta Dra	2.7270	4700.0	88	47856	No
188	GOM_NL__2PRFIN20110425_162429_000000413101_00428_47856_8168.N1	25-APR-2011 16:24:29	Bright	41.000	89	5Alp Cep	2.4510	8000.0	82	47856	No
189	GOM_NL__2PRFIN20110425_162941_000000573101_00428_47856_8169.N1	25-APR-2011 16:29:41	Bright	57.000	19	50Alp Cyg	1.2460	10500.	114	47856	No
190	GOM_NL__2PRFIN20110425_163518_000000583101_00428_47856_8170.N1	25-APR-2011 16:35:18	Bright	58.000	164	44Eta Peg	2.9480	5400.0	116	47856	No
191	GOM_NL__2PRFIN20110425_164318_000000583101_00428_47856_8171.N1	25-APR-2011 16:43:18	Dark	58.000	61	8Eps Peg	2.1000	3900.0	116	47856	No
192	GOM_NL__2PRFIN20110425_164546_000000513101_00428_47856_8172.N1	25-APR-2011 16:45:46	Dark	51.000	162	34Alp Aqr	2.9440	5350.0	102	47856	No
193	GOM_NL__2PRFIN20110425_164902_000000563101_00428_47856_8173.N1	25-APR-2011 16:49:02	Dark	56.000	154	22Bet Aqr	2.8990	5700.0	112	47856	No
194	GOM_NL__2PRFIN20110425_170743_000000323101_00429_47857_8193.N1	25-APR-2011 17:07:43	Dark	32.000	103	38Zet Sgr	2.6000	9700.0	64	47857	No
195	GOM_NL__2PRFIN20110425_171040_000000723101_00429_47857_8194.N1	25-APR-2011 17:10:40	Straylight	71.500	38	20Eps Sgr	1.8360	11000.	143	47857	No
196	GOM_NL__2PRFIN20110425_171350_000000633101_00429_47857_8195.N1	25-APR-2011 17:13:50	Straylight	63.000	25	35Lam Sco	1.6200	28000.	126	47857	No
197	GOM_NL__2PRFIN20110425_171713_000000633101_00429_47857_8196.N1	25-APR-2011 17:17:13	Straylight	63.000	75	26Eps Sco	2.2910	4250.0	126	47857	No
198	GOM_NL__2PRFIN20110425_172112_000000843101_00429_47857_8197.N1	25-APR-2011 17:21:12	Twilight	84.000	16	21Alp Sco	1.0200	3000.0	168	47857	No
199	GOM_NL__2PRFIN20110425_172342_000000713101_00429_47857_8198.N1	25-APR-2011 17:23:42	Twilight	70.500	80	7Del Sco	2.3160	30000.	141	47857	No
200	GOM_NL__2PRFIN20110425_172708_000000503101_00429_47857_8199.N1	25-APR-2011 17:27:08	Bright	49.500	122	9Alp2Lib	2.7470	9700.0	99	47857	No
201	GOM_NL__2PRFIN20110425_172937_000000543101_00429_47857_8200.N1	25-APR-2011 17:29:37	Bright	54.000	104	27Bet Lib	2.6140	13100.	108	47857	No
202	GOM_NL__2PRFIN20110425_173810_000000603101_00429_47857_8201.N1	25-APR-2011 17:38:10	Bright	60.000	111	8Eta Boo	2.6800	6000.0	120	47857	No
203	GOM_NL__2PRFIN20110425_174216_000000493101_00429_47857_8202.N1	25-APR-2011 17:42:16	Bright	49.000	83		2.3780	11000.	98	47857	No
204	GOM_NL__2PRFIN20110425_174511_000000443101_00429_47857_8203.N1	25-APR-2011 17:45:11	Bright	44.000	180	27Gam Boo	3.0400	8000.0	88	47857	No
205	GOM_NL__2PRFIN20110425_174709_000000393101_00429_47857_8204.N1	25-APR-2011 17:47:09	Bright	39.000	39	85Eta UMa	1.8540	24000.	78	47857	No
206	GOM_NL__2PRFIN20110425_175451_000000473101_00429_47857_8205.N1	25-APR-2011 17:54:51	Bright	47.000	119	14Eta Dra	2.7270	4700.0	94	47857	No
207	GOM_NL__2PRFIN20110425_180443_000000423101_00429_47857_8206.N1	25-APR-2011 18:04:43	Bright	41.500	89	5Alp Cep	2.4510	8000.0	83	47857	No
208	GOM_NL__2PRFIN20110425_180955_000000573101_00429_47857_8207.N1	25-APR-2011 18:09:55	Bright	56.500	19	50Alp Cyg	1.2460	10500.	113	47857	No
209	GOM_NL__2PRFIN20110425_181532_000000423101_00429_47857_8208.N1	25-APR-2011 18:15:32	Bright	42.000	164	44Eta Peg	2.9480	5400.0	84	47857	No
210	GOM_NL__2PRFIN20110425_182333_000000613101_00429_47857_8209.N1	25-APR-2011 18:23:33	Dark	61.000	61	8Eps Peg	2.1000	3900.0	122	47857	No
211	GOM_NL__2PRFIN20110425_182600_000000513101_00429_47857_8210.N1	25-APR-2011 18:26:00	Dark	51.000	162	34Alp Aqr	2.9440	5350.0	102	47857	No
212	GOM_NL__2PRFIN20110425_182917_000000573101_00429_47857_8211.N1	25-APR-2011 18:29:17	Dark	56.500	154	22Bet Aqr	2.8990	5700.0	113	47857	No
213	GOM_NL__2PRFIN20110425_184758_000000303101_00430_47858_8217.N1	25-APR-2011 18:47:58	Dark	30.000	103	38Zet Sgr	2.6000	9700.0	60	47858	No
214	GOM_NL__2PRFIN20110425_185055_000000653101_00430_47858_8218.N1	25-APR-2011 18:50:55	Straylight	65.000	38	20Eps Sgr	1.8360	11000.	130	47858	No
215	GOM_NL__2PRFIN20110425_185405_000000663101_00430_47858_8219.N1	25-APR-2011 18:54:05	Straylight	65.500	25	35Lam Sco	1.6200	28000.	131	47858	No
216	GOM_NL__2PRFIN20110425_185728_000000683101_00430_47858_8220.N1	25-APR-2011 18:57:28	Straylight	67.500	75	26Eps Sco	2.2910	4250.0	135	47858	No
217	GOM_NL__2PRFIN20110425_190127_000000823101_00430_47858_8221.N1	25-APR-2011 19:01:27	Twilight	81.500	16	21Alp Sco	1.0200	3000.0	163	47858	No
218	GOM_NL__2PRFIN20110425_190356_000000683101_00430_47858_8222.N1	25-APR-2011 19:03:56	Twilight	68.000	80	7Del Sco	2.3160	30000.	136	47858	No
219	GOM_NL__2PRFIN20110425_190722_000000493101_00430_47858_8223.N1	25-APR-2011 19:07:22	Bright	48.500	122	9Alp2Lib	2.7470	9700.0	97	47858	No

220	GOM_NL__2PRFIN20110425_190951_000000513101_00430_47858_8224.N1	25-APR-2011 19:09:51	Bright	50.500	104	27Bet Lib	2.6140	13100.	101	47858	No
221	GOM_NL__2PRFIN20110425_191824_000000423101_00430_47858_8225.N1	25-APR-2011 19:18:24	Bright	41.500	111	8Eta Boo	2.6800	6000.0	83	47858	No
222	GOM_NL__2PRFIN20110425_192230_000000513101_00430_47858_8226.N1	25-APR-2011 19:22:30	Bright	50.500	83		2.3780	11000.	101	47858	No
223	GOM_NL__2PRFIN20110425_192525_000000443101_00430_47858_8227.N1	25-APR-2011 19:25:25	Bright	44.000	180	27Gam Boo	3.0400	8000.0	88	47858	No
224	GOM_NL__2PRFIN20110425_192722_000000383101_00430_47858_8228.N1	25-APR-2011 19:27:22	Bright	38.000	39	85Eta UMa	1.8540	24000.	76	47858	No
225	GOM_NL__2PRFIN20110425_193505_000000443101_00430_47858_8229.N1	25-APR-2011 19:35:05	Bright	43.500	119	14Eta Dra	2.7270	4700.0	87	47858	No
226	GOM_NL__2PRFIN20110425_194457_000000413101_00430_47858_8230.N1	25-APR-2011 19:44:57	Bright	40.500	89	5Alp Cep	2.4510	8000.0	81	47858	No
227	GOM_NL__2PRFIN20110425_195009_000000543101_00430_47858_8231.N1	25-APR-2011 19:50:09	Bright	54.000	19	50Alp Cyg	1.2460	10500.	108	47858	No
228	GOM_NL__2PRFIN20110425_195546_000000403101_00430_47858_8232.N1	25-APR-2011 19:55:46	Bright	40.000	164	44Eta Peg	2.9480	5400.0	80	47858	No
229	GOM_NL__2PRFIN20110425_200347_000000593101_00430_47858_8233.N1	25-APR-2011 20:03:47	Dark	59.000	61	8Eps Peg	2.1000	3900.0	118	47858	No
230	GOM_NL__2PRFIN20110425_200615_000000493101_00430_47858_8234.N1	25-APR-2011 20:06:15	Dark	48.500	162	34Alp Aqr	2.9440	5350.0	97	47858	No
231	GOM_NL__2PRFIN20110425_200932_000000563101_00430_47858_8235.N1	25-APR-2011 20:09:32	Dark	56.000	154	22Bet Aqr	2.8990	5700.0	112	47858	No

3. Quality information per product

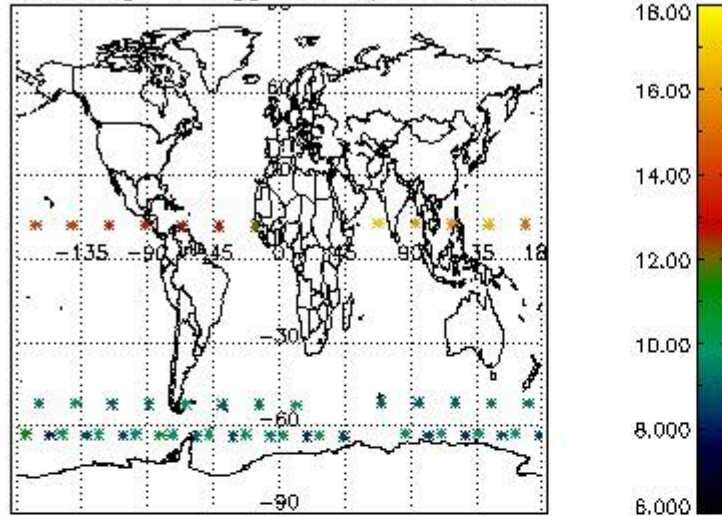
In this section it is plotted some information contained in the Quality Summary data set of the level 2 products. Only products in dark limb conditions and without errors (error flag in the MPH set to "0") are used.

3.1 Plot quality information per product (time dependant)

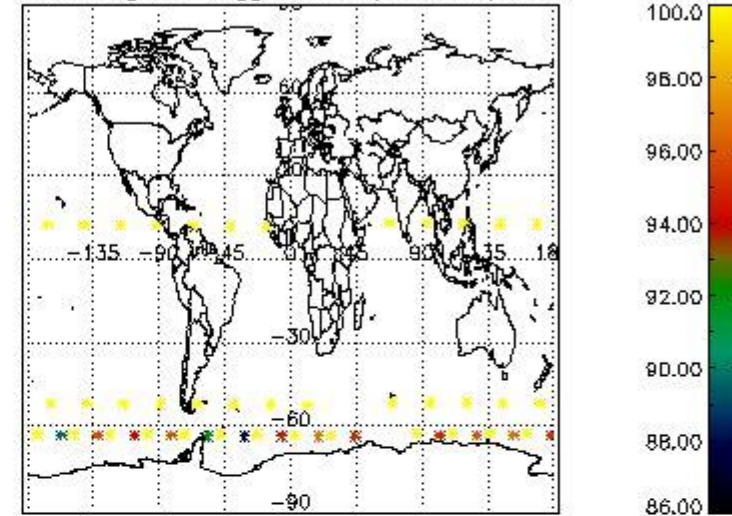


3.2 Plot quality information per product (world map)

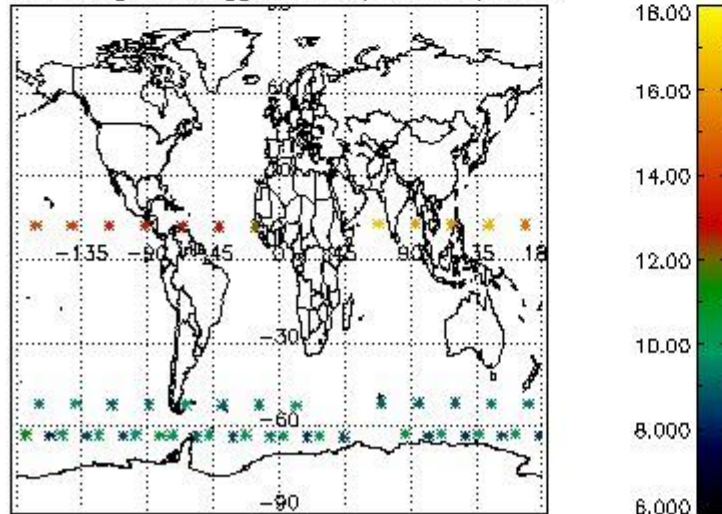
Percentage of flagged data per O3 profile



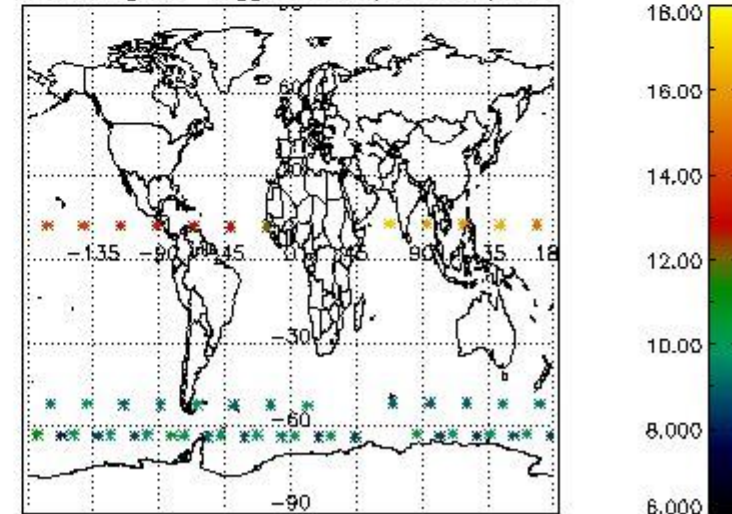
Percentage of flagged data per H2O profile



Percentage of flagged data per NO2 profile



Percentage of flagged data per NO3 profile

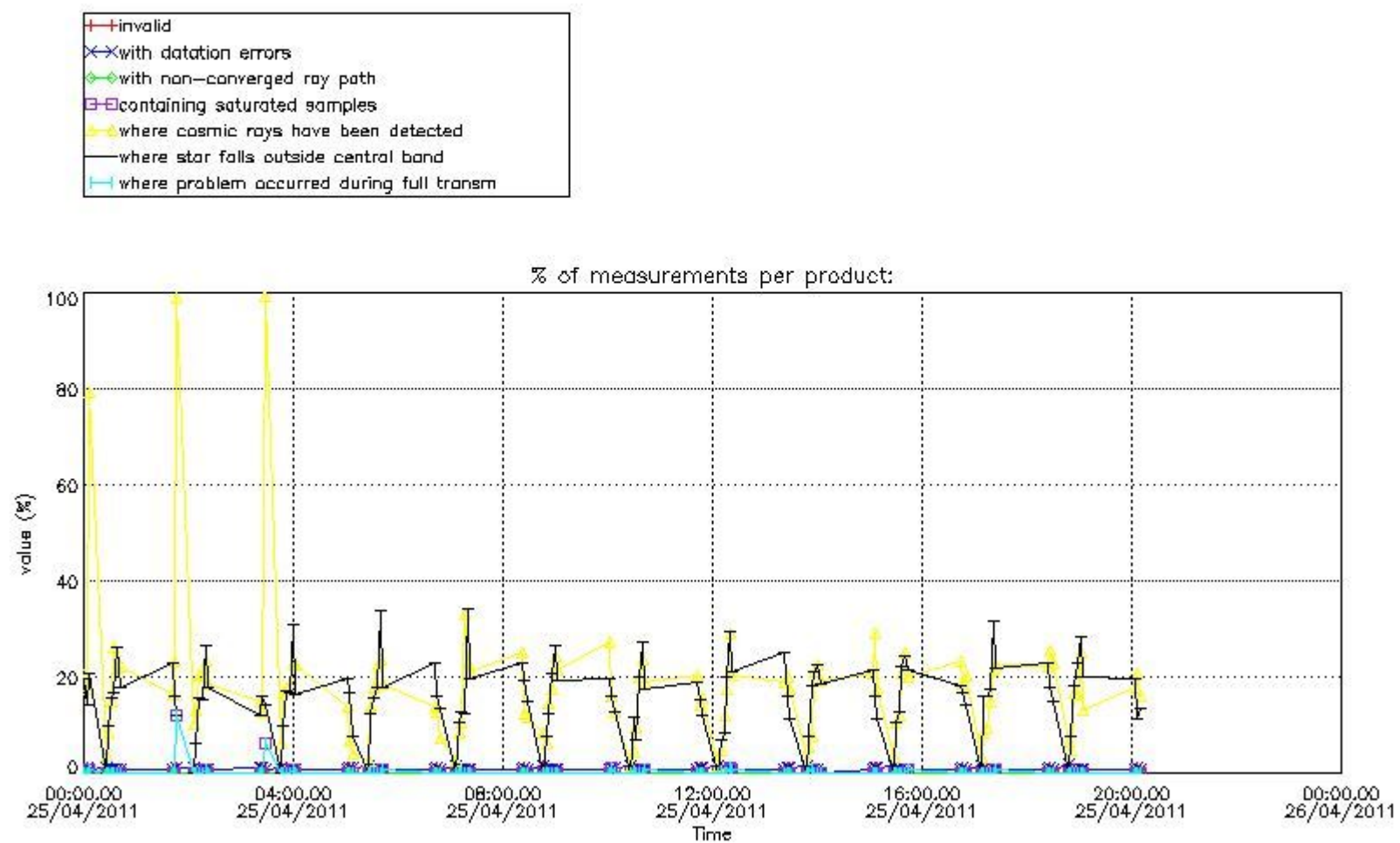


4. Level 1 quality information per product

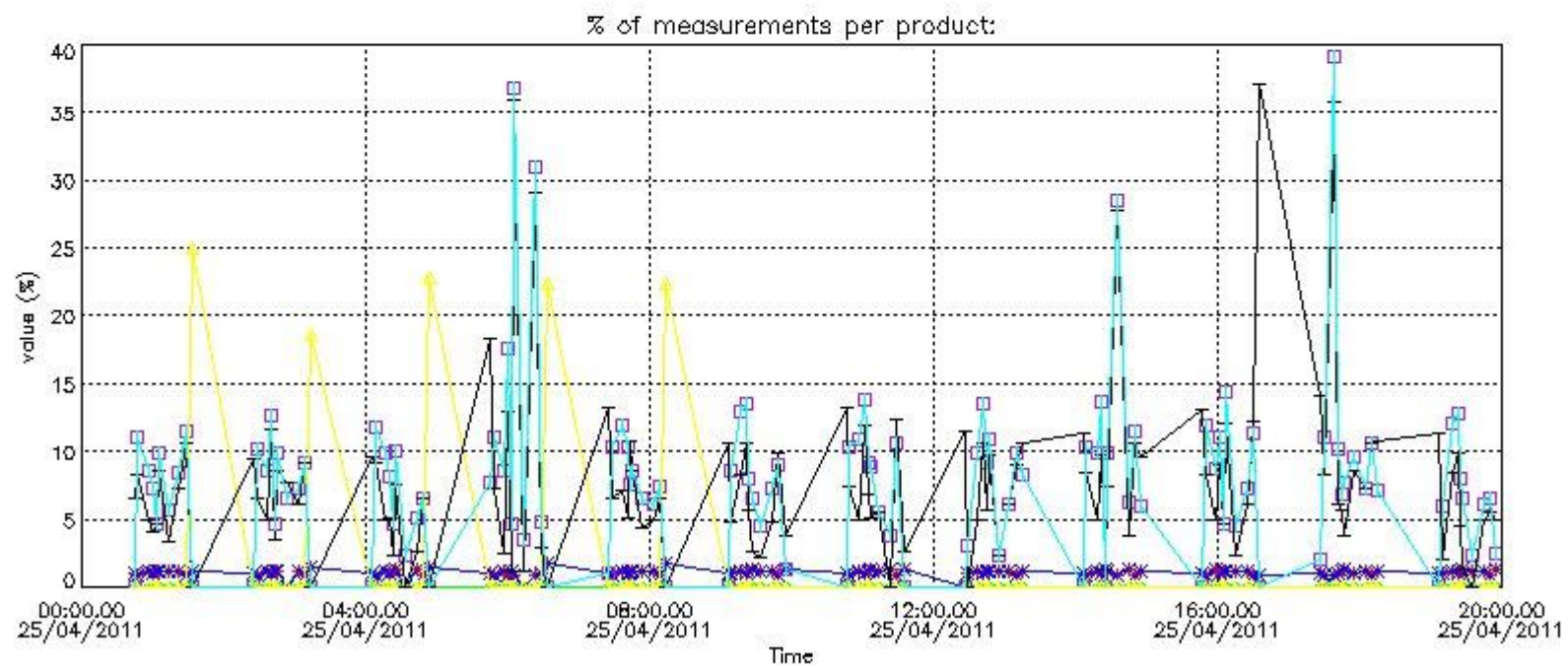
In this section it is plotted some information contained in the Quality Summary data set of the level 2 products that comes from the level 1b processing. Products without errors (error flag in the MPH set to "0") are used.

4.1 Plot quality information per product (time dependant) coming from level 1b processing

4.1.1 Plot level 1 quality information per product (time dependant): ENVISAT ASCENDING passes



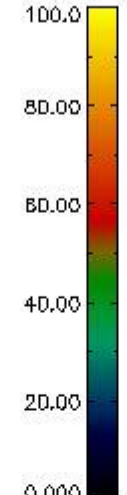
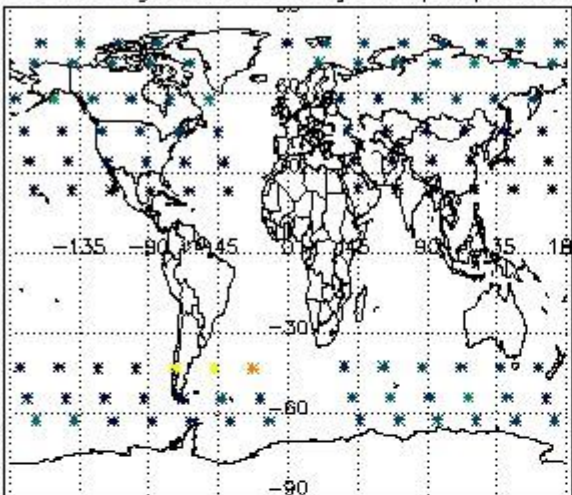
4.1.2 Plot level 1 quality information per product (time dependant): ENVI SAT DESCENDING passes



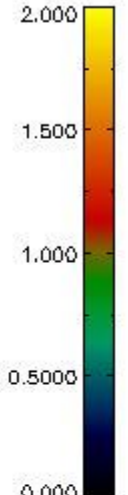
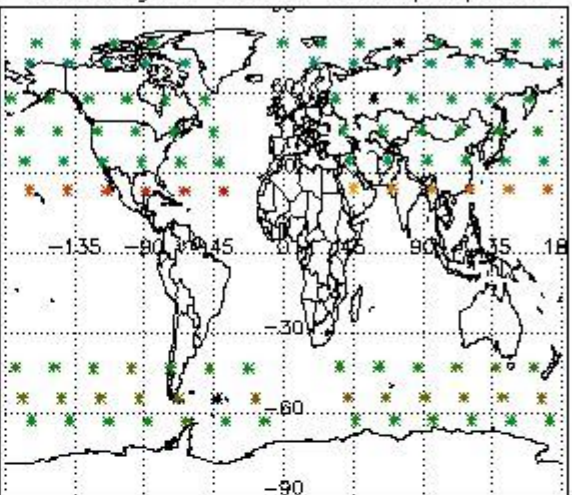
4.2 Plot quality information per product coming from level 1b processing (world map)

4.2.1 Plot level 1 quality information per product (world map): ENVISAT ASCENDING passes

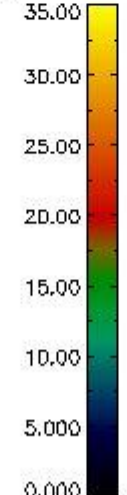
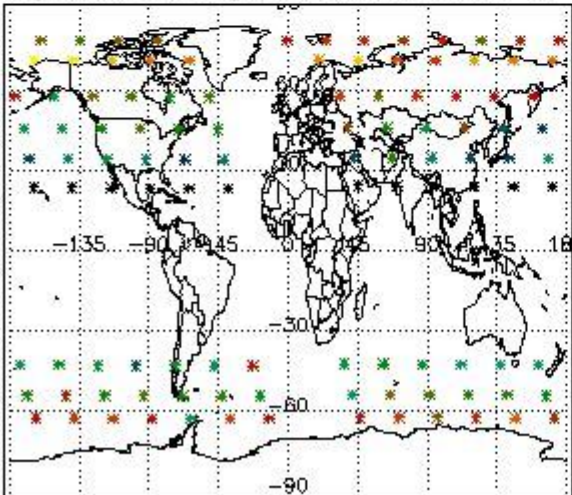
Percentage of cosmic ray hits per profile




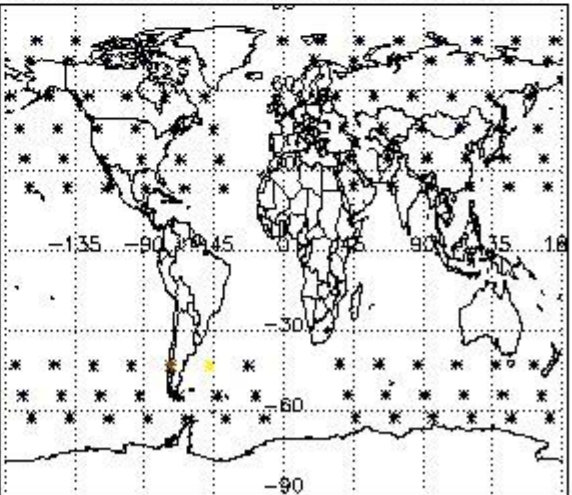
Percentage of datation errors per profile



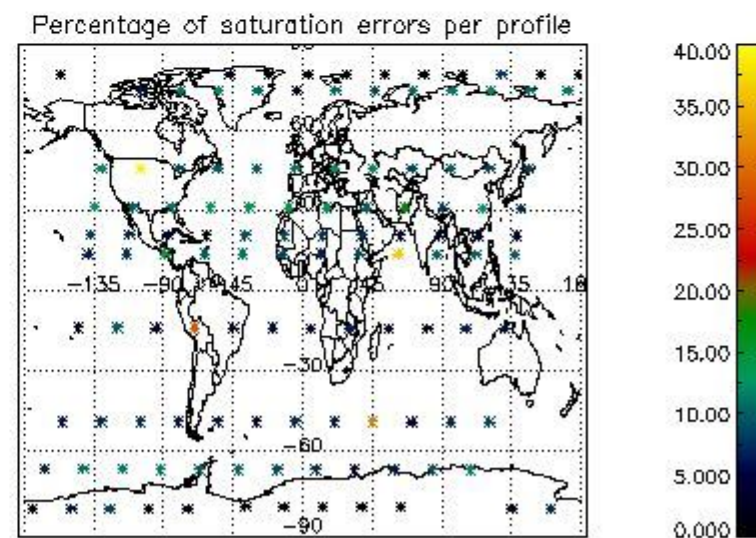
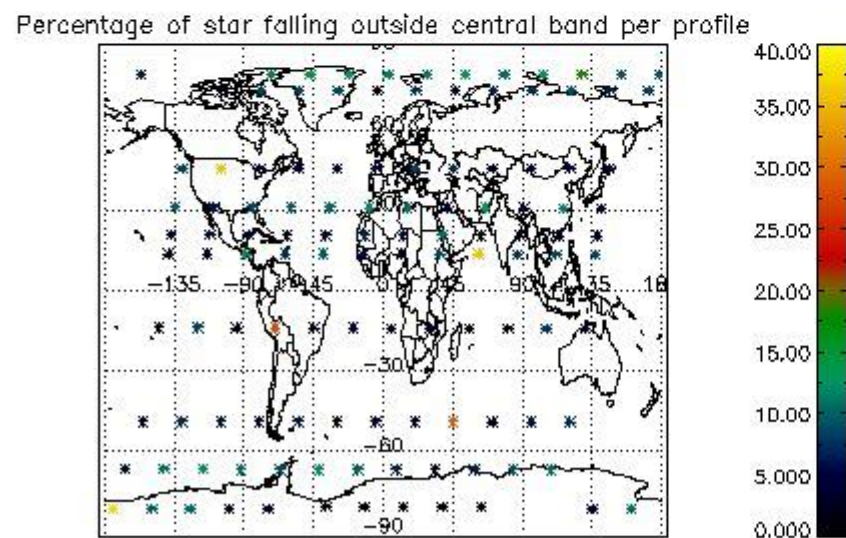
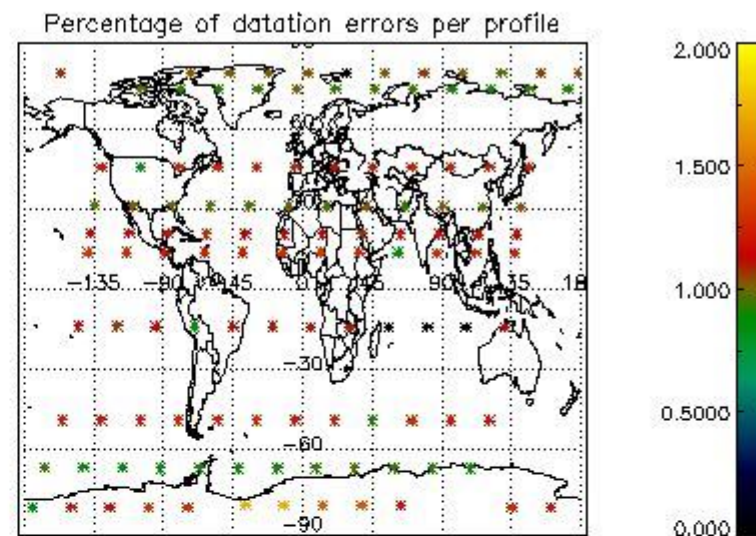
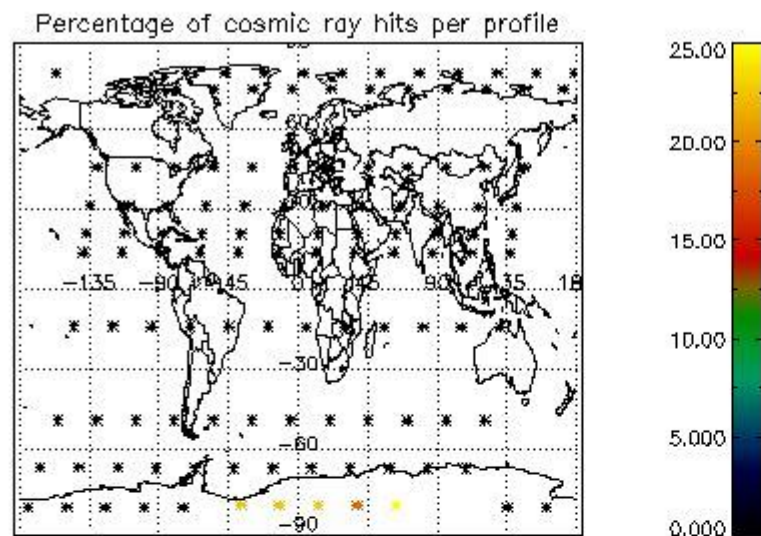
Percentage of star falling outside central band per profile



Percentage of saturation errors per profile



4.2.2 Plot level 1 quality information per product (world map): ENVISAT DESCENDING passes



5. Trace gas profiles

5.1 Ozone statistics based on quality of products

The final quality of the products can be "measured" using the STD (Standard Deviation) attached to every point profile. This information is written to the parameter GOM_NL__2P/NL_LOCAL_SPECIES_DENSITY/o3_std of the level 2 products. The table below shows the statistics for given STD ranges.

The statistics are given with respect to the overall valid production:

- Products without fatal errors: GOM_NL__2P/MPH/PRODUCT_ERR=0
- Valid point profile: GOM_NL__2P/NL_LOCAL_SPECIES_DENSITY/pcd(0)=0

The 'Criteria' is applied to valid points of dark limb products:

- Products in dark limb illumination condition: GOM_NL__2P/NL_SUMMARY_QUALITY/obs_ill_cond=0
- Products without fatal errors: GOM_NL__2P/MPH/PRODUCT_ERR=0
- Valid point profile: GOM_NL__2P/NL_LOCAL_SPECIES_DENSITY/pcd(0)=0

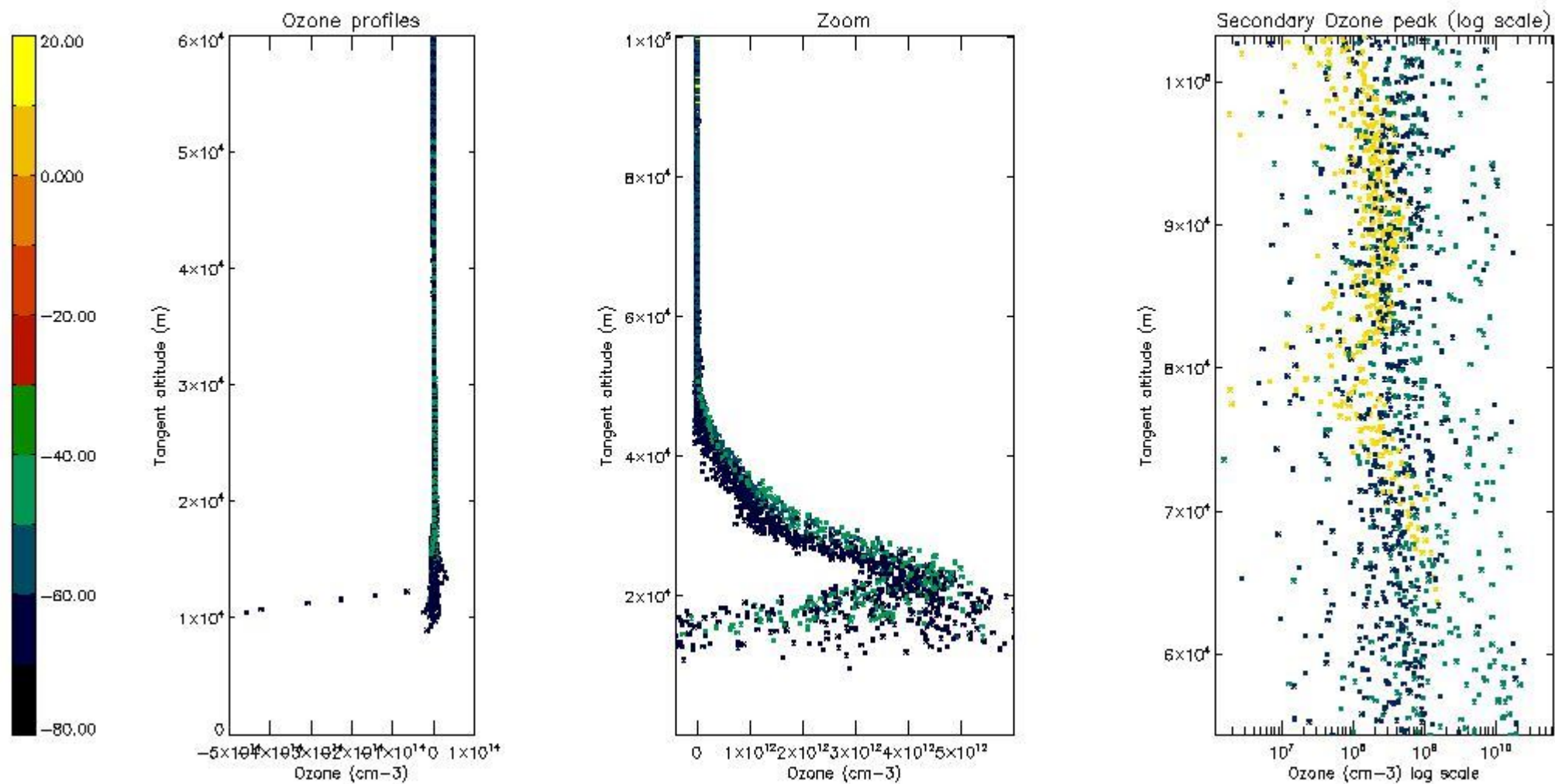
So, the table below shows the percentage of dark limb and valid observations for each criteria with respect to the overall valid daily observations.

Criteria	% of total production
All STD	21
STD < 20	4

STD < 10	1
STD < 5	0

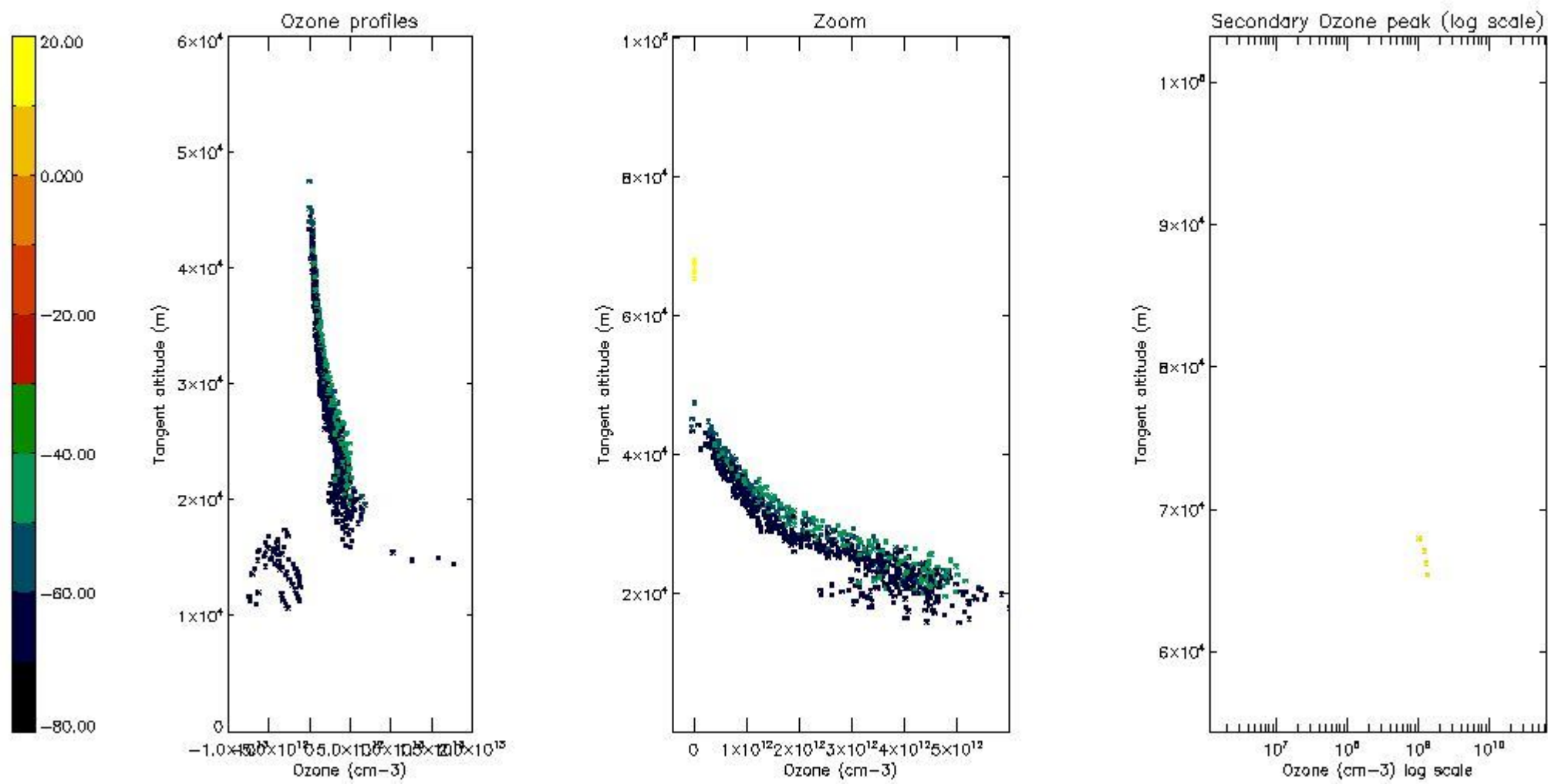
5.2 Plot ozone profiles for all STD (dark without errors)

The colorbar represents the latitude.



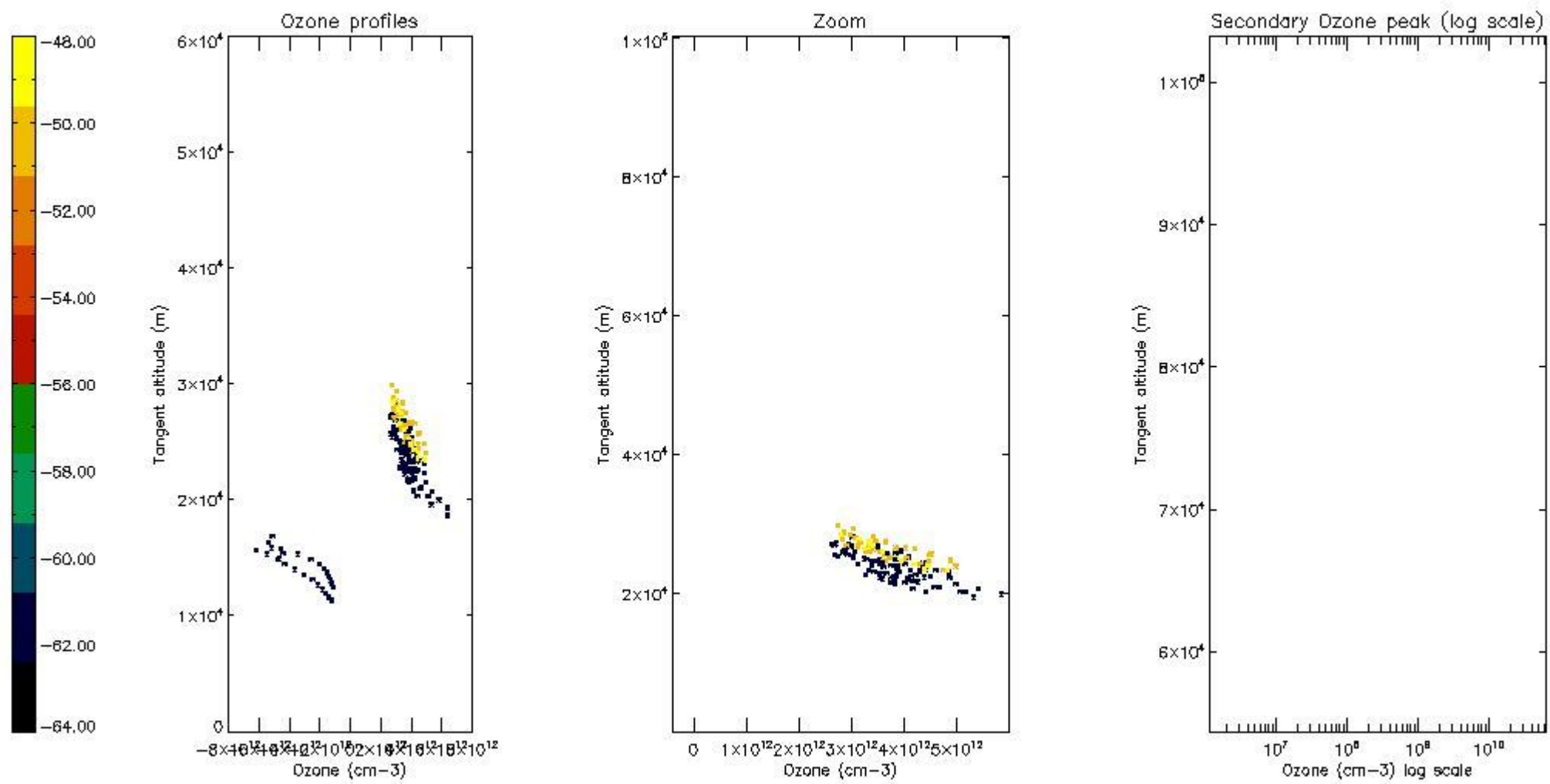
5.3 Plot ozone profiles where STD < 20% (dark without errors)

The colorbar represents the latitude.



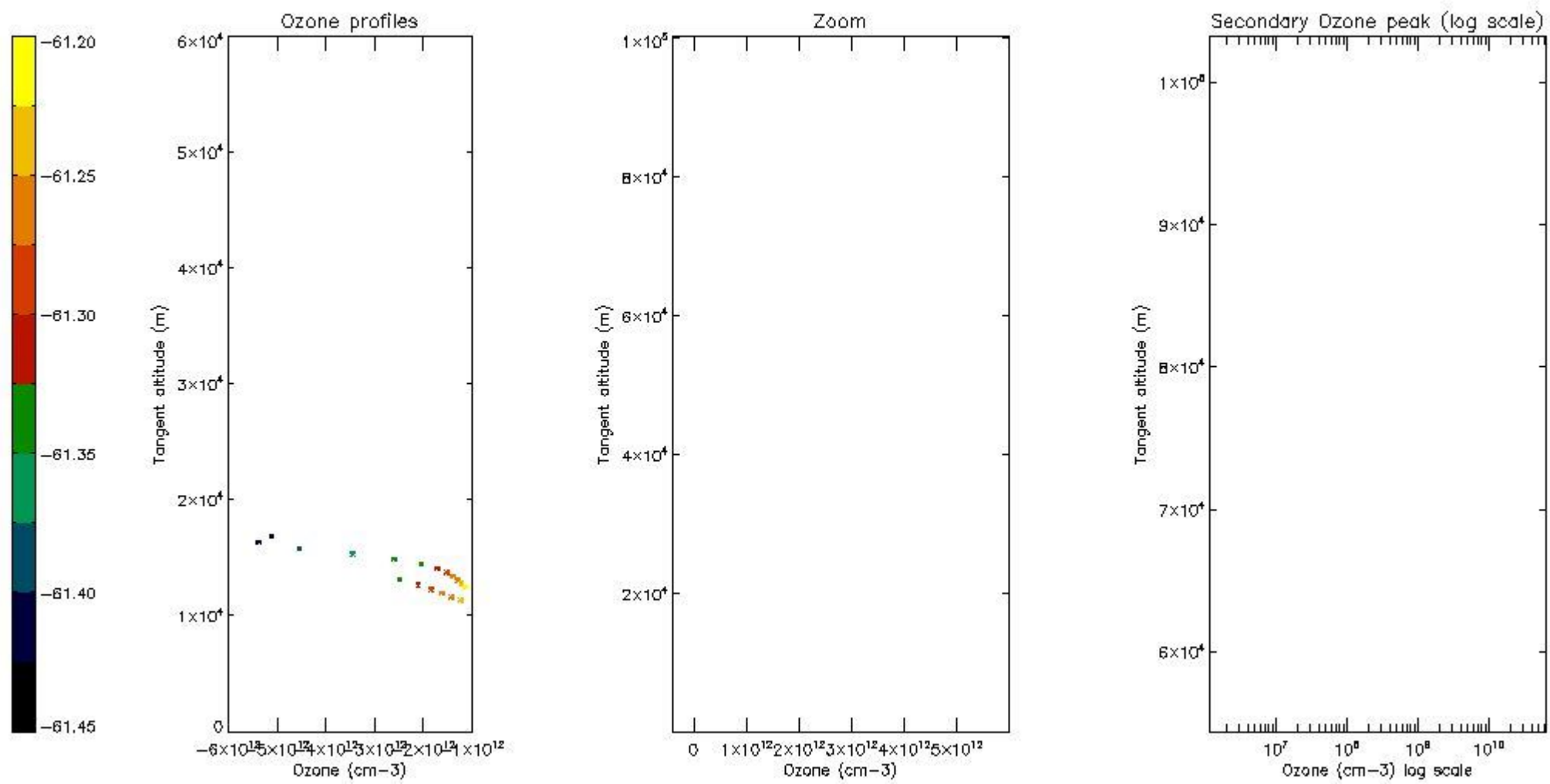
5.4 Plot ozone profiles where $STD < 10\%$ (dark without errors)

The colorbar represents the latitude.



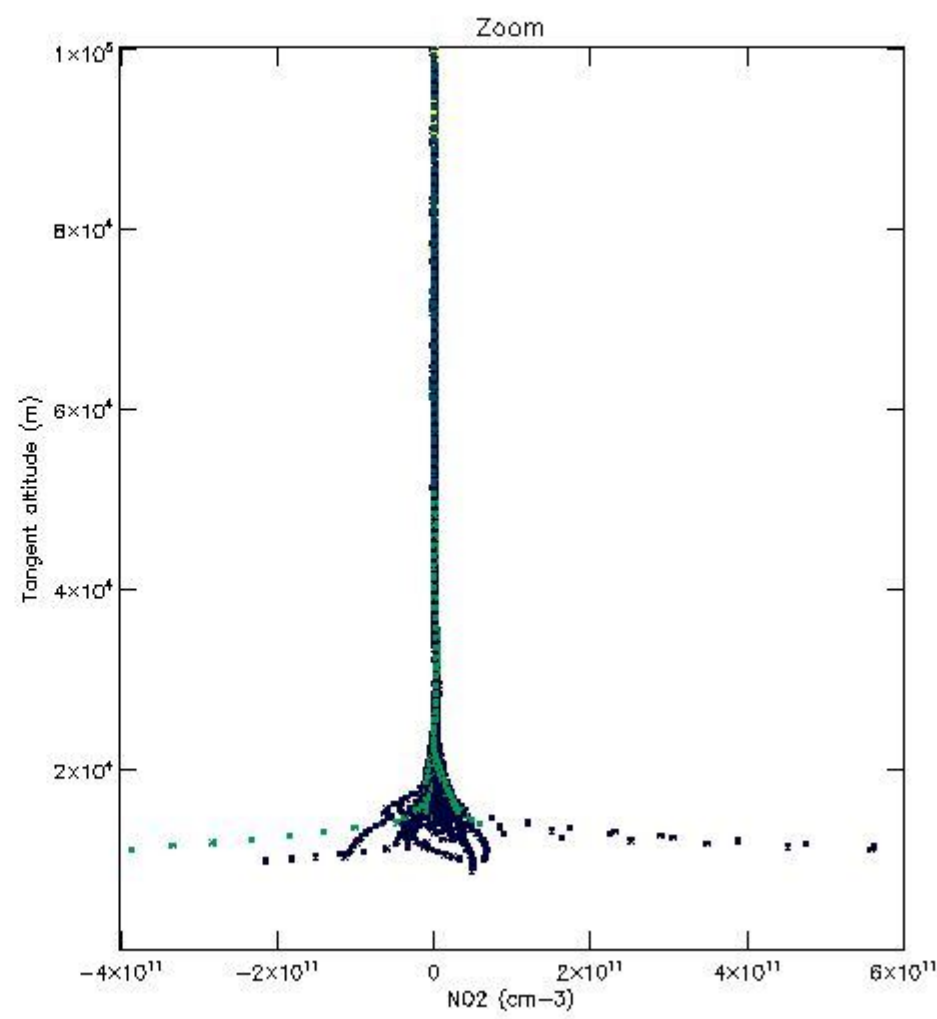
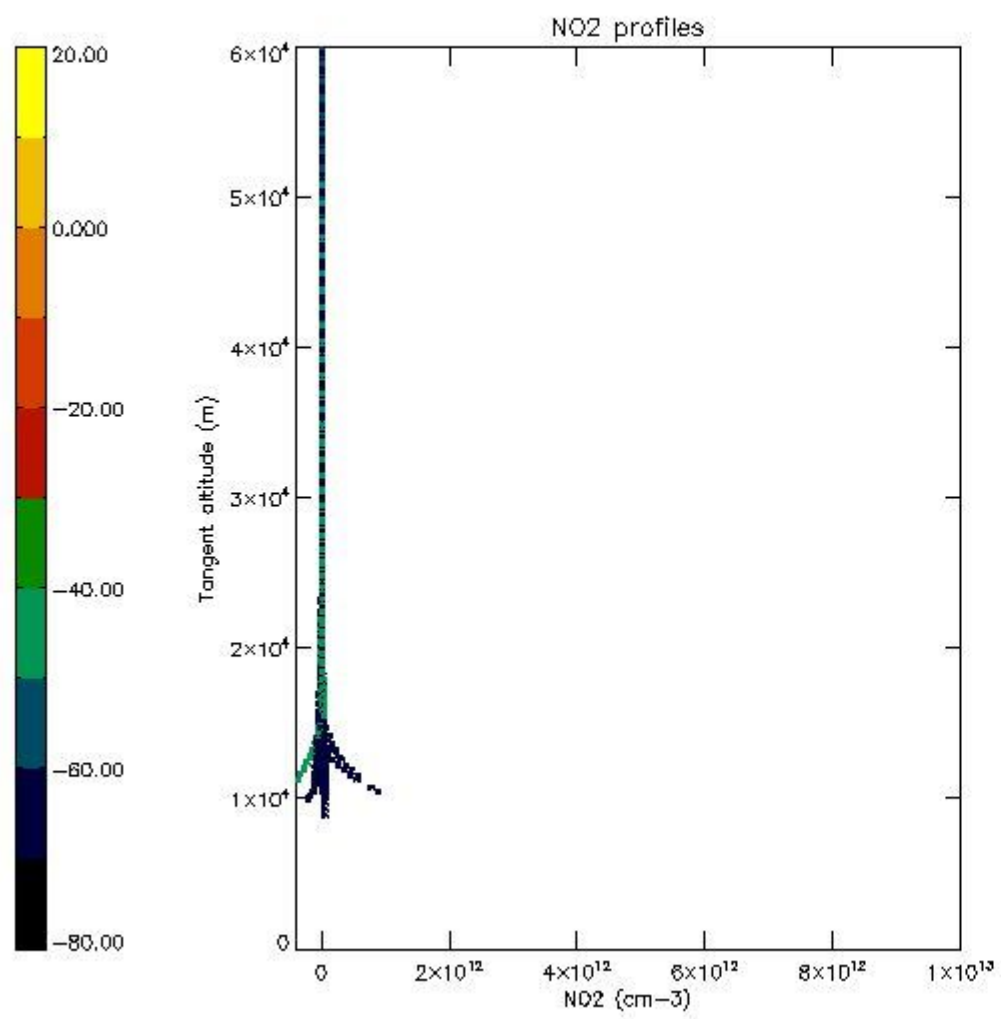
5.5 Plot ozone profiles where STD < 5% (dark without errors)

The colorbar represents the latitude.



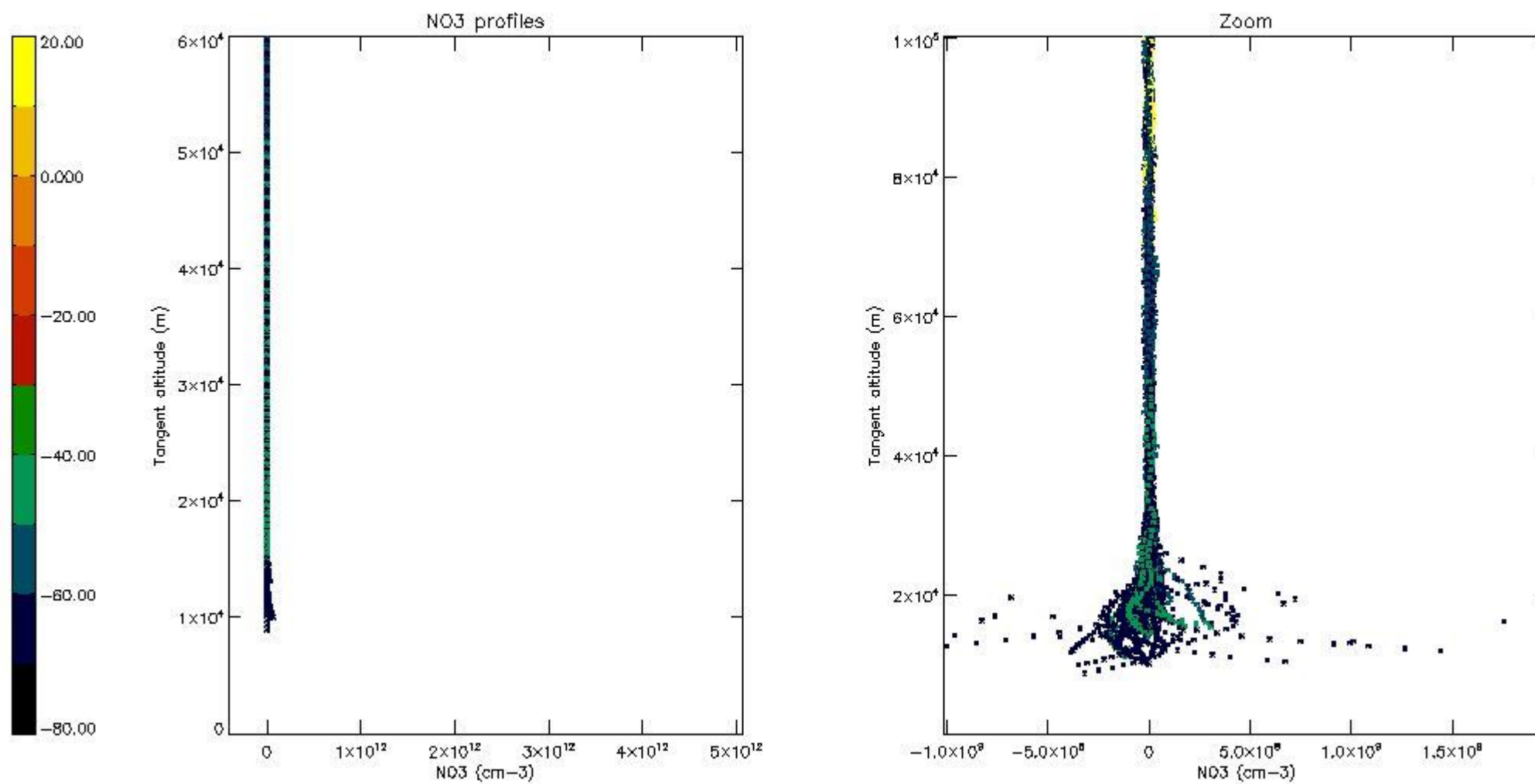
5.6 Plot NO₂ profiles for all STD (dark without errors)

The colorbar represents the latitude.



5.7 Plot NO3 profiles for all STD (dark without errors)

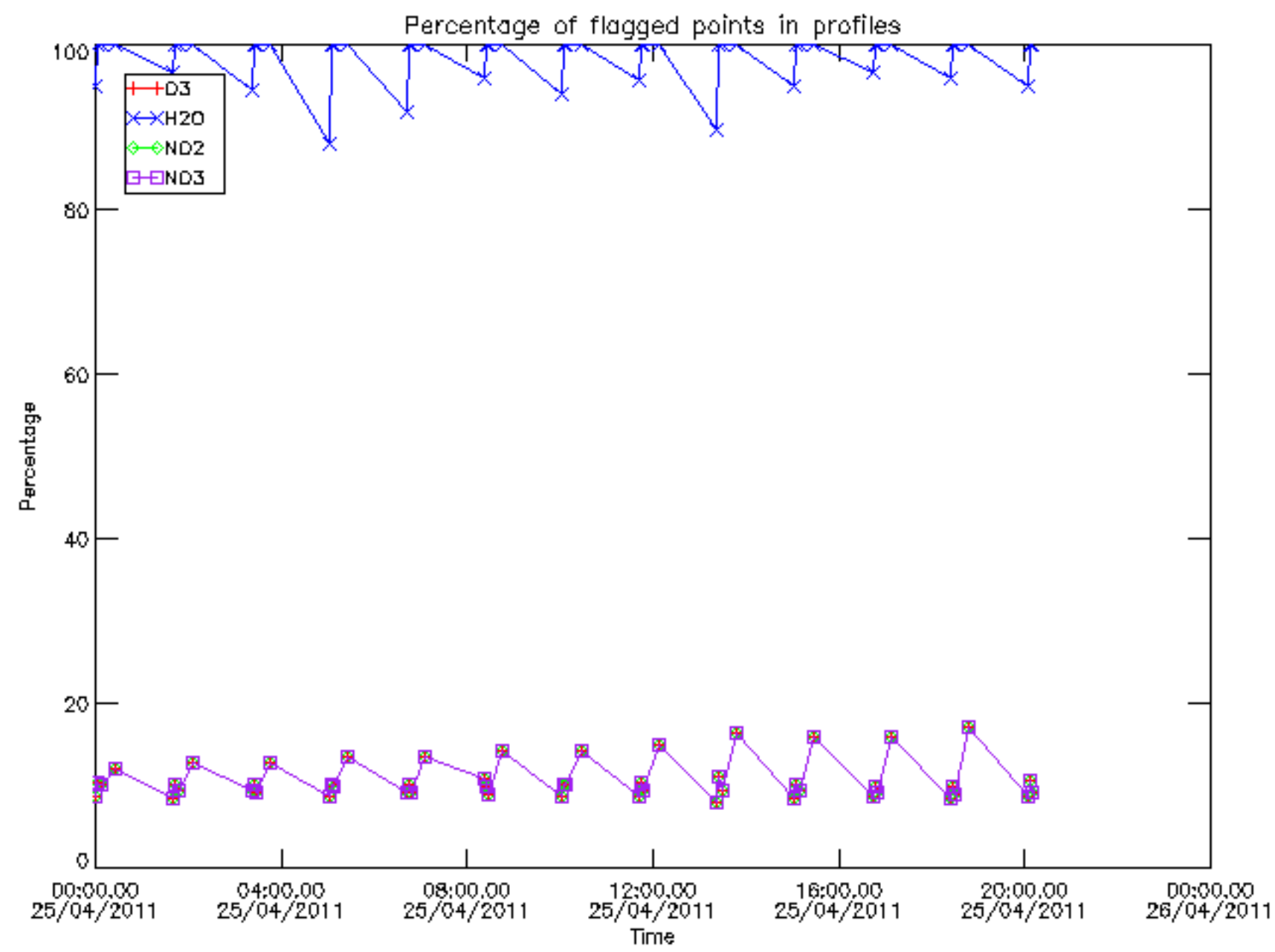
The colorbar represents the latitude.



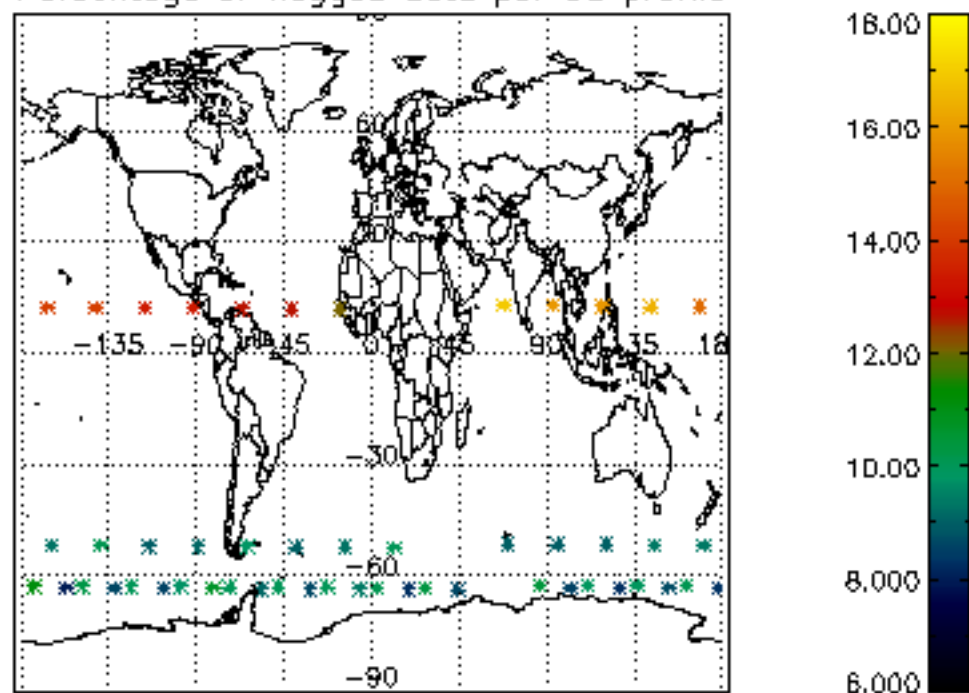
6. Auxiliary Data Files used for the production reported in section 2

The number reported in the third column indicates since which file (see list in section 2) the corresponding auxiliary file has been used. The fourth column is the date of those product files.

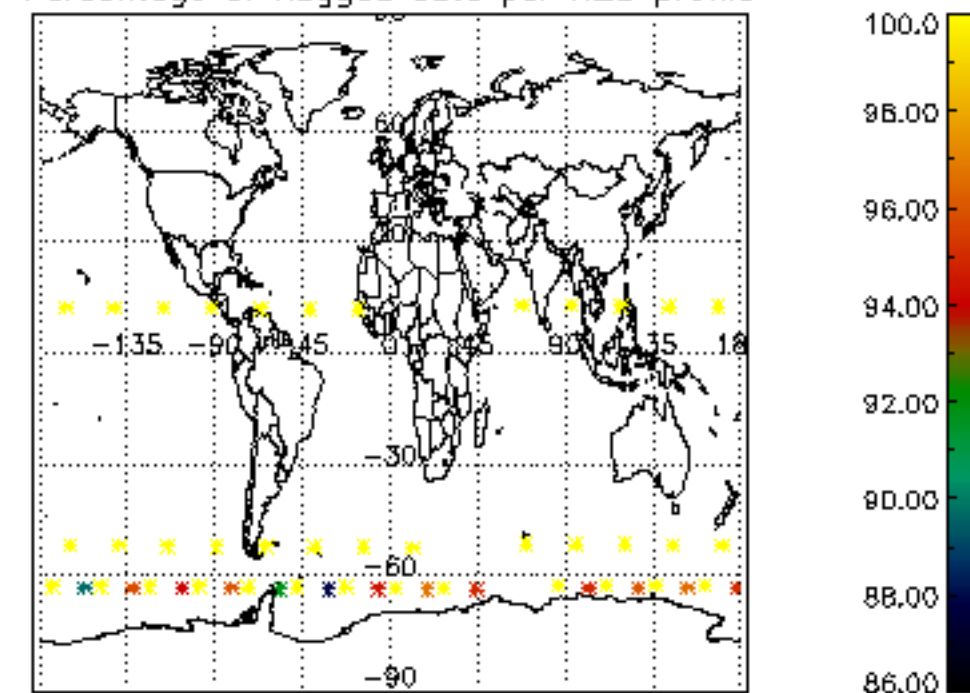
Type	Auxiliary Filename	Used since product	Used since product date
INST_PHYS_CHARACTERISTICS	GOM_INS_AXVIEC20091111_143220_20030716_120000_20500101_000000	1	25-APR-2011 00:00:52
LEVEL-2_PROC_CONFIG	GOM_PR2_AXVIEC20091111_152718_20020301_000000_20500101_000000	1	25-APR-2011 00:00:52
CROSS_SECTIONS_FILE	GOM_CRS_AXVIEC20091111_154832_20020301_000000_20500101_000000	1	25-APR-2011 00:00:52



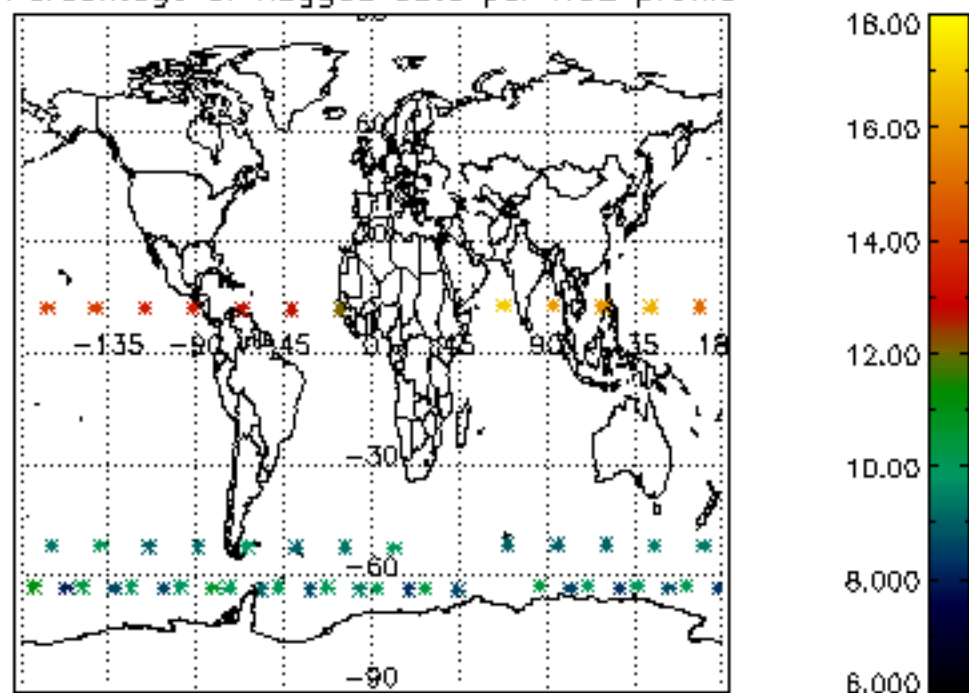
Percentage of flagged data per D3 profile



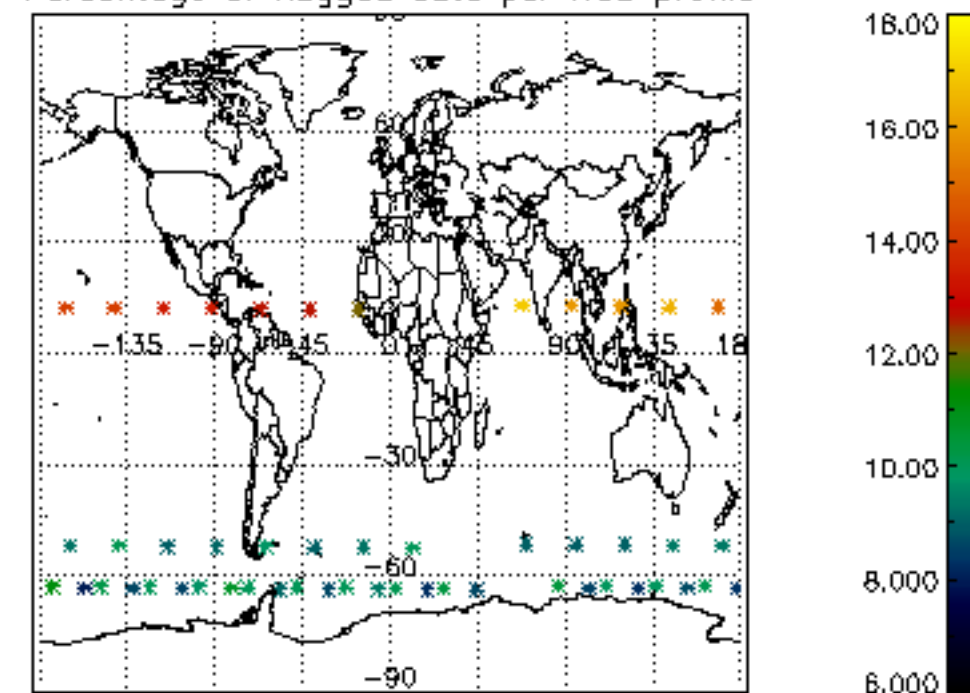
Percentage of flagged data per H2O profile

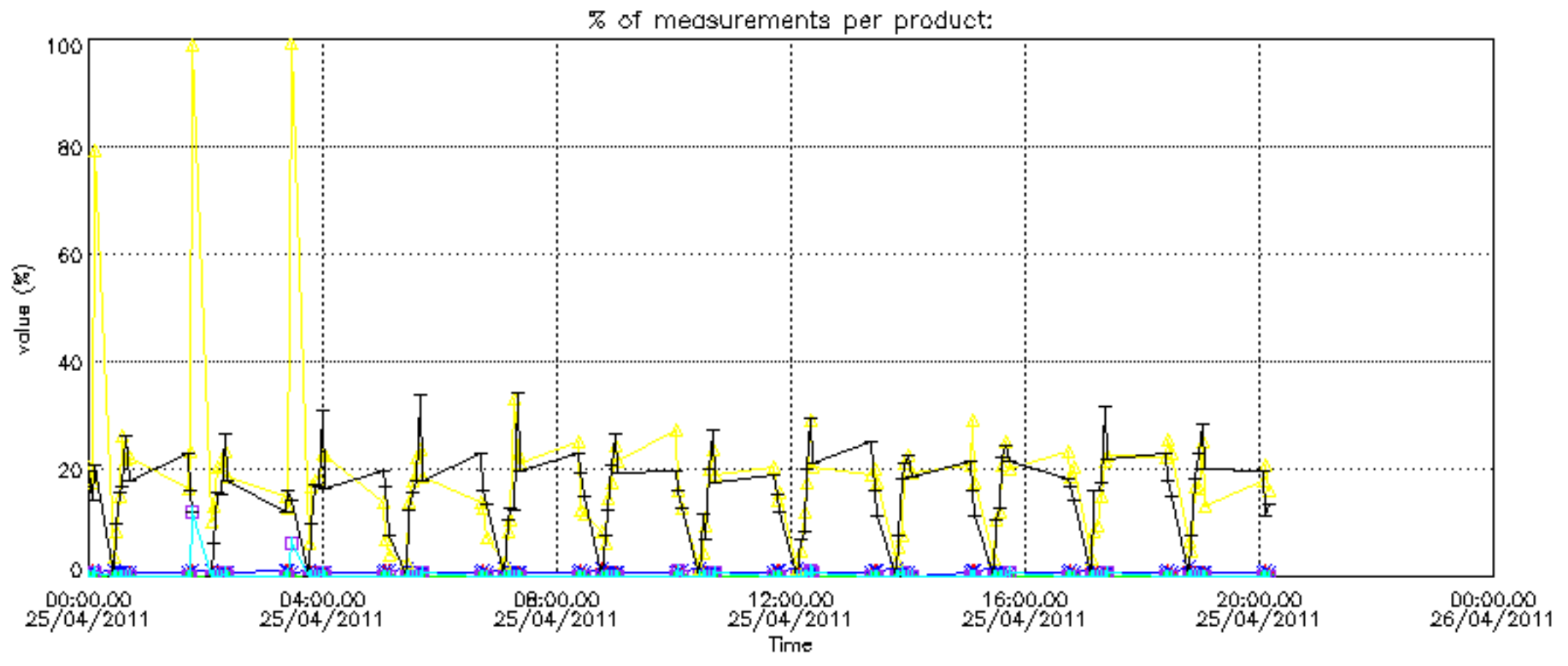


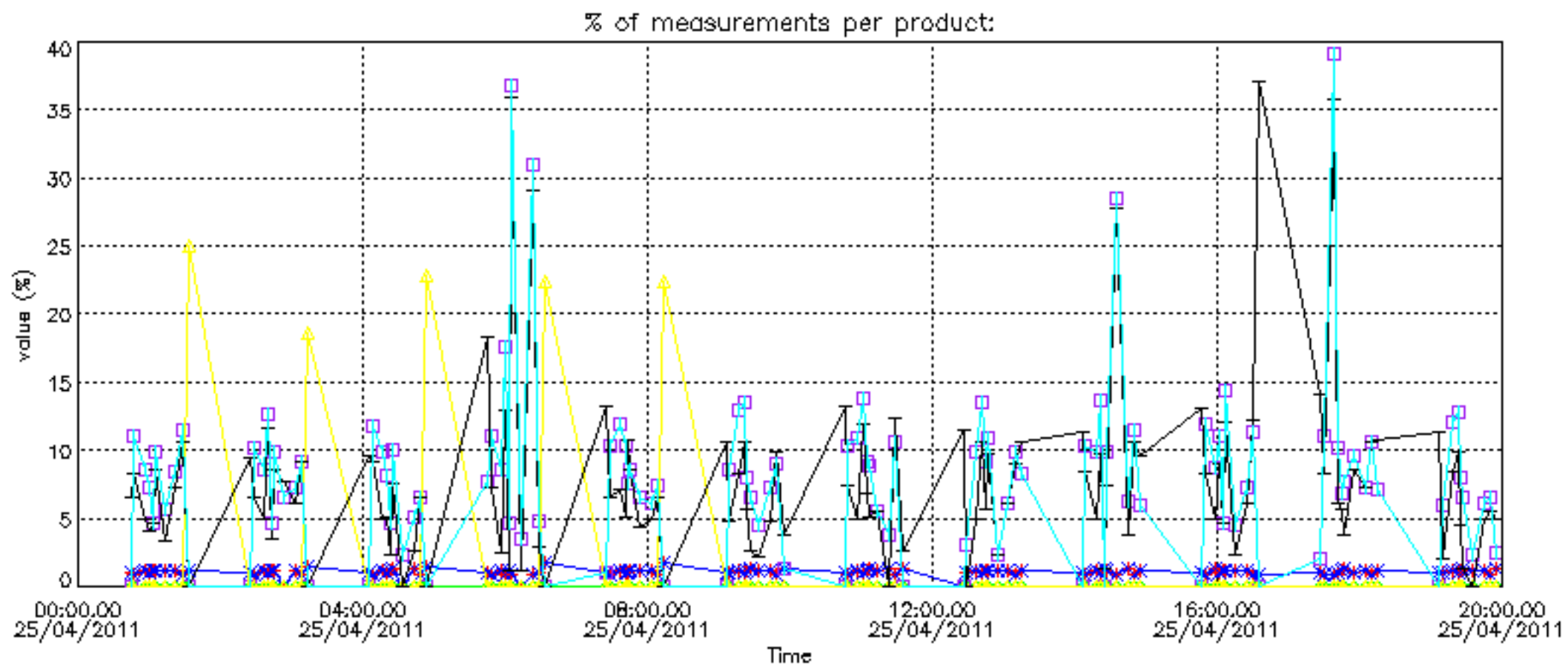
Percentage of flagged data per NO2 profile



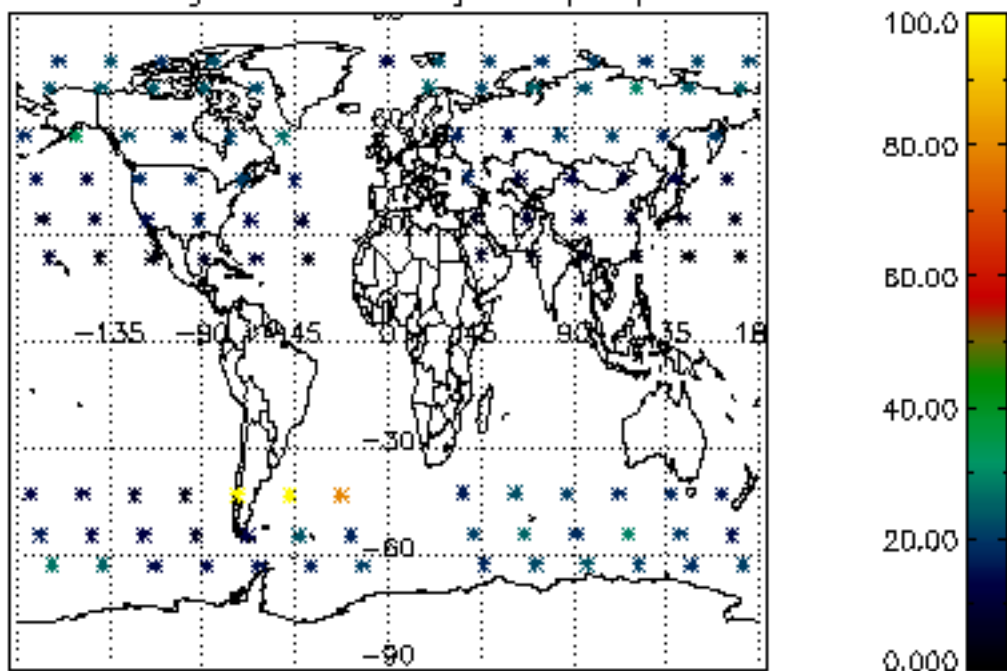
Percentage of flagged data per NO3 profile



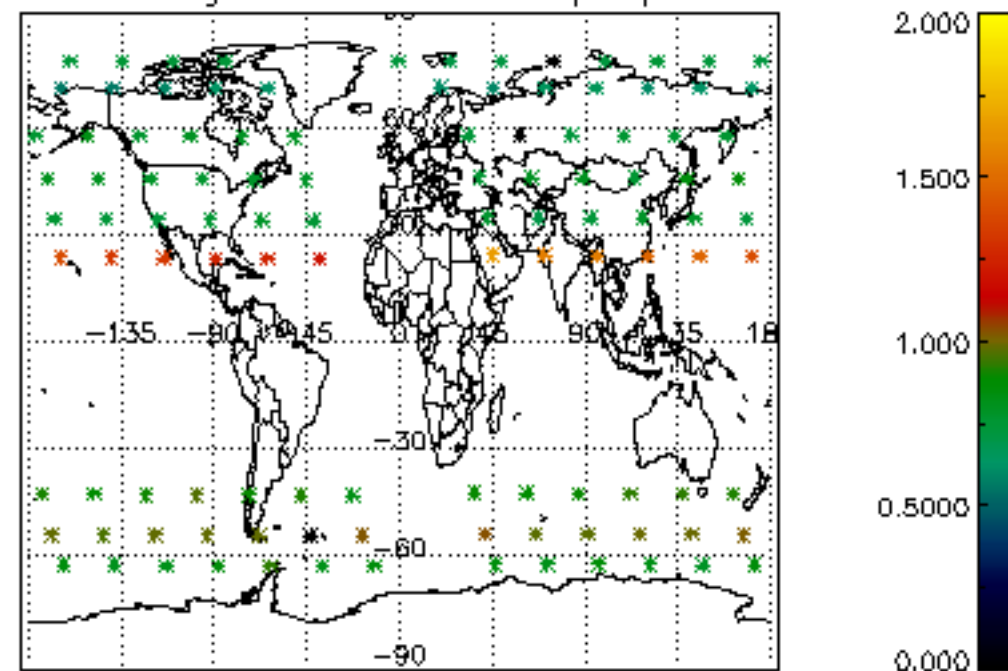




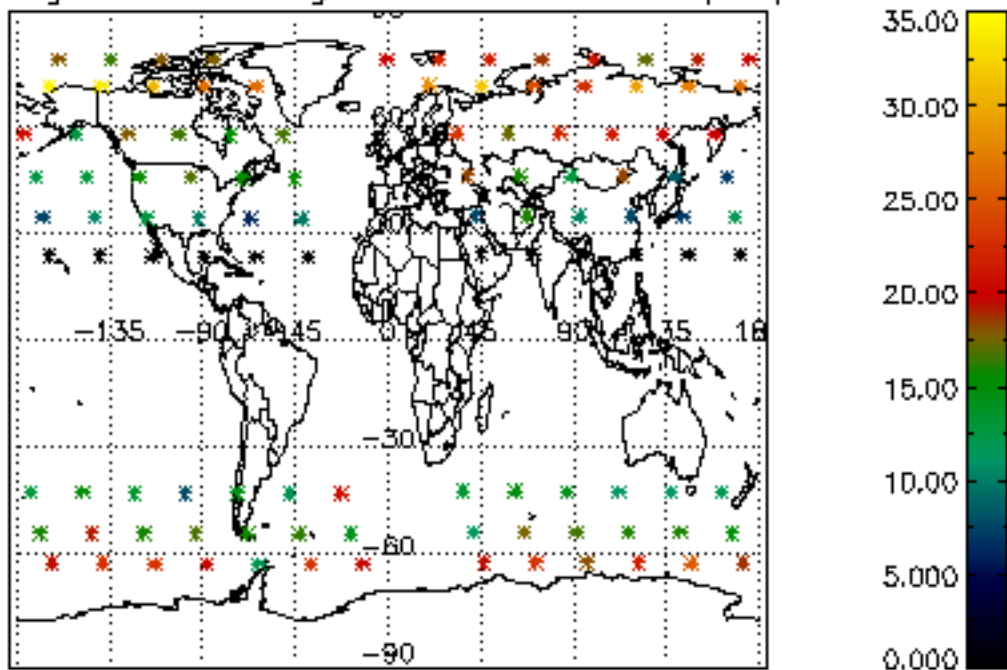
Percentage of cosmic ray hits per profile



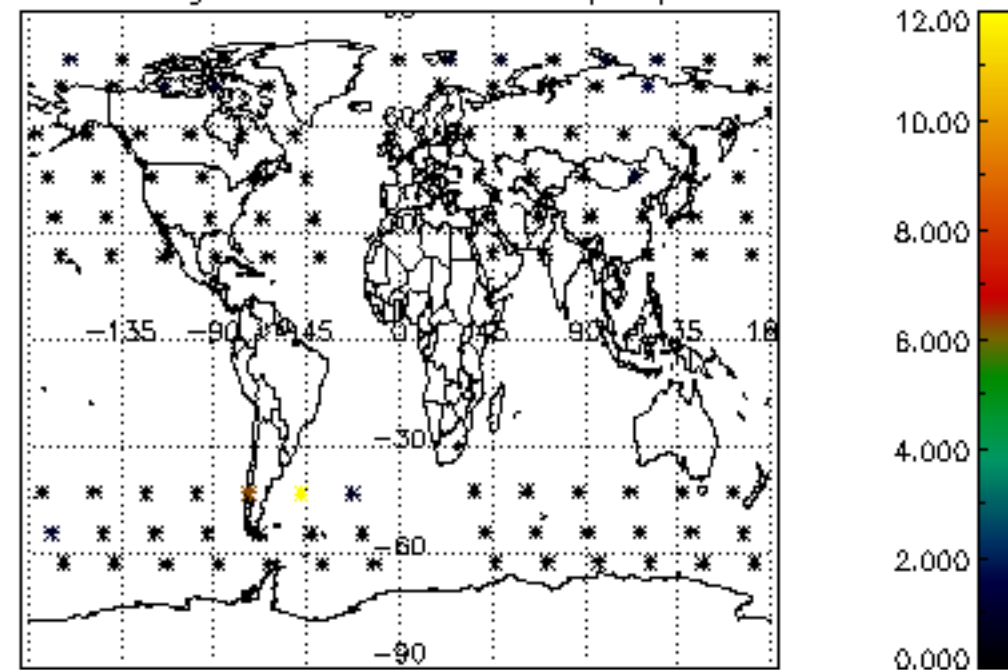
Percentage of datation errors per profile



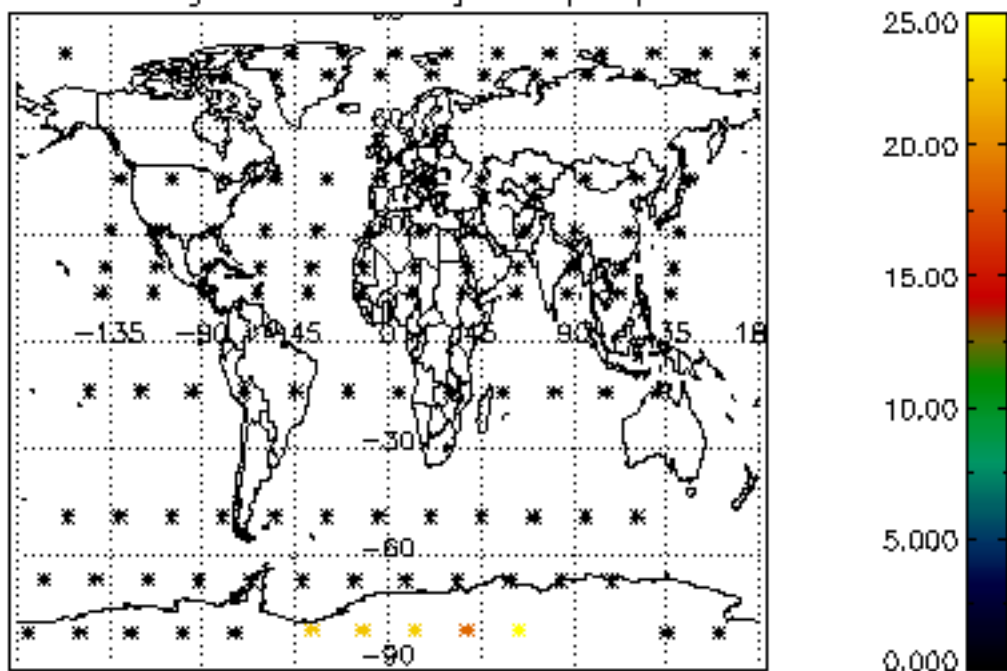
Percentage of star falling outside central band per profile



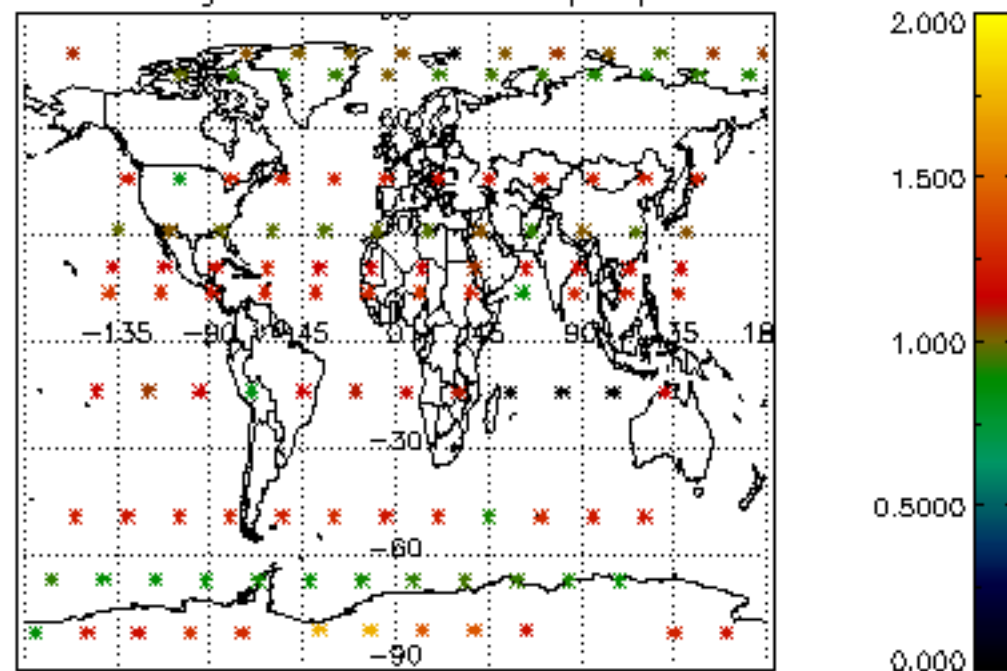
Percentage of saturation errors per profile



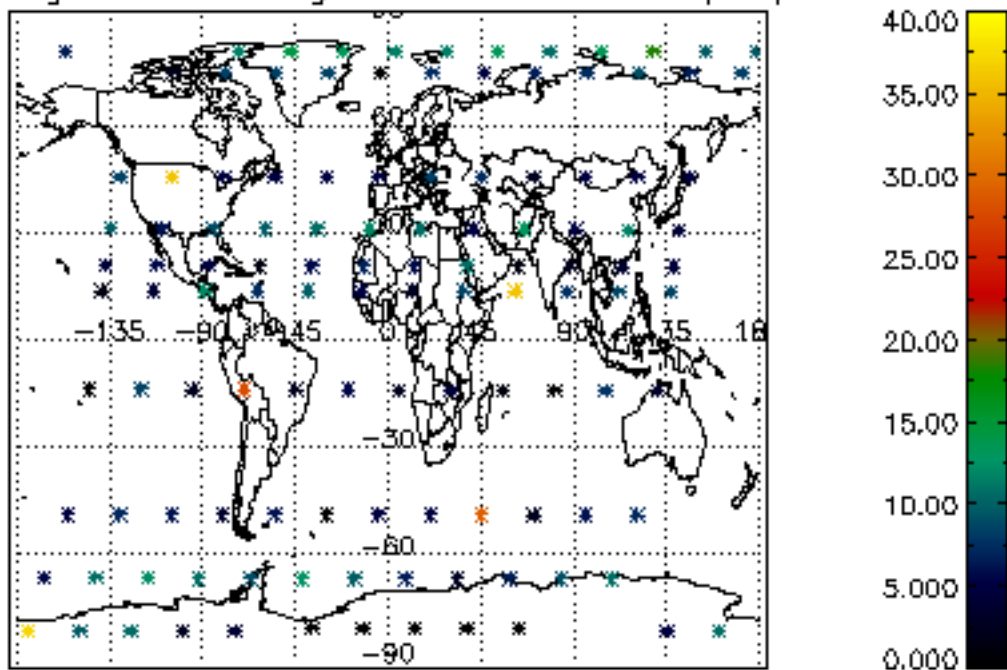
Percentage of cosmic ray hits per profile



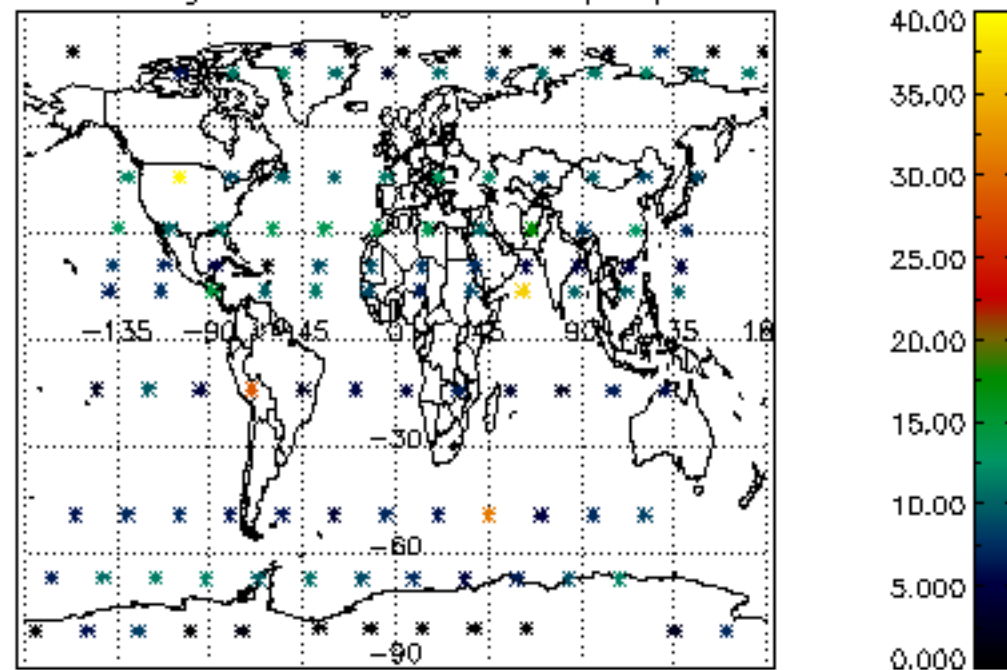
Percentage of datation errors per profile

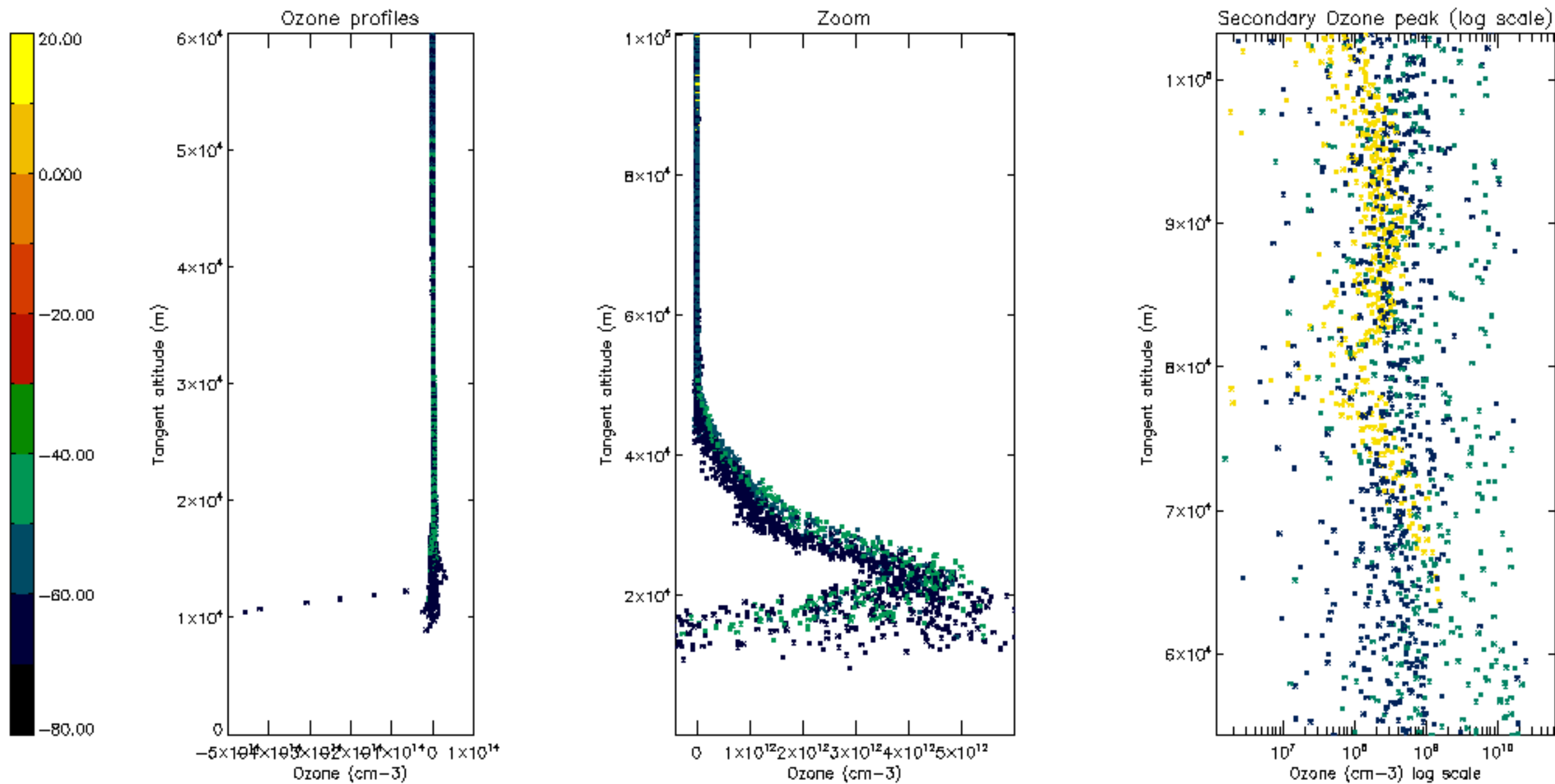


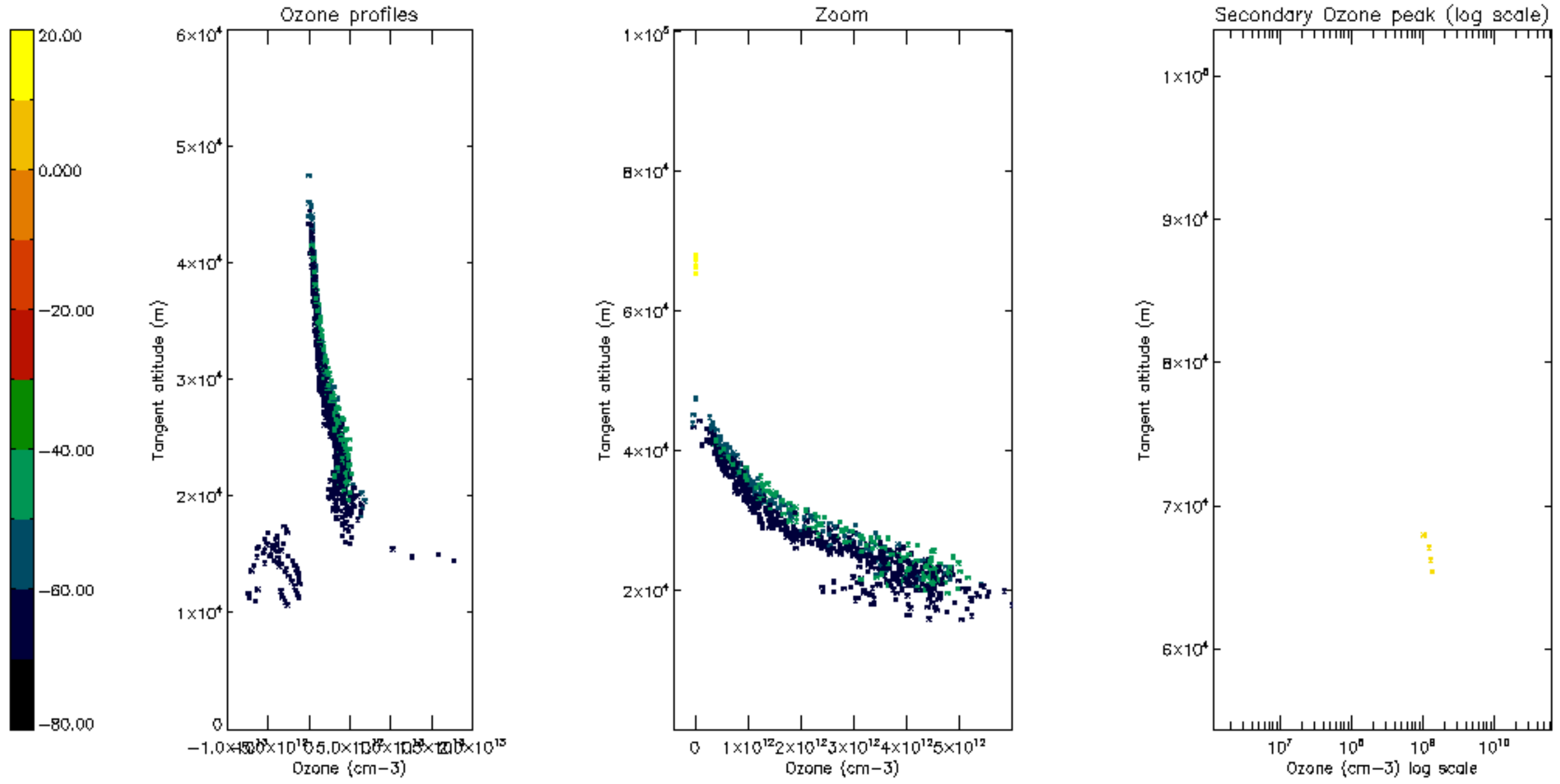
Percentage of star falling outside central band per profile

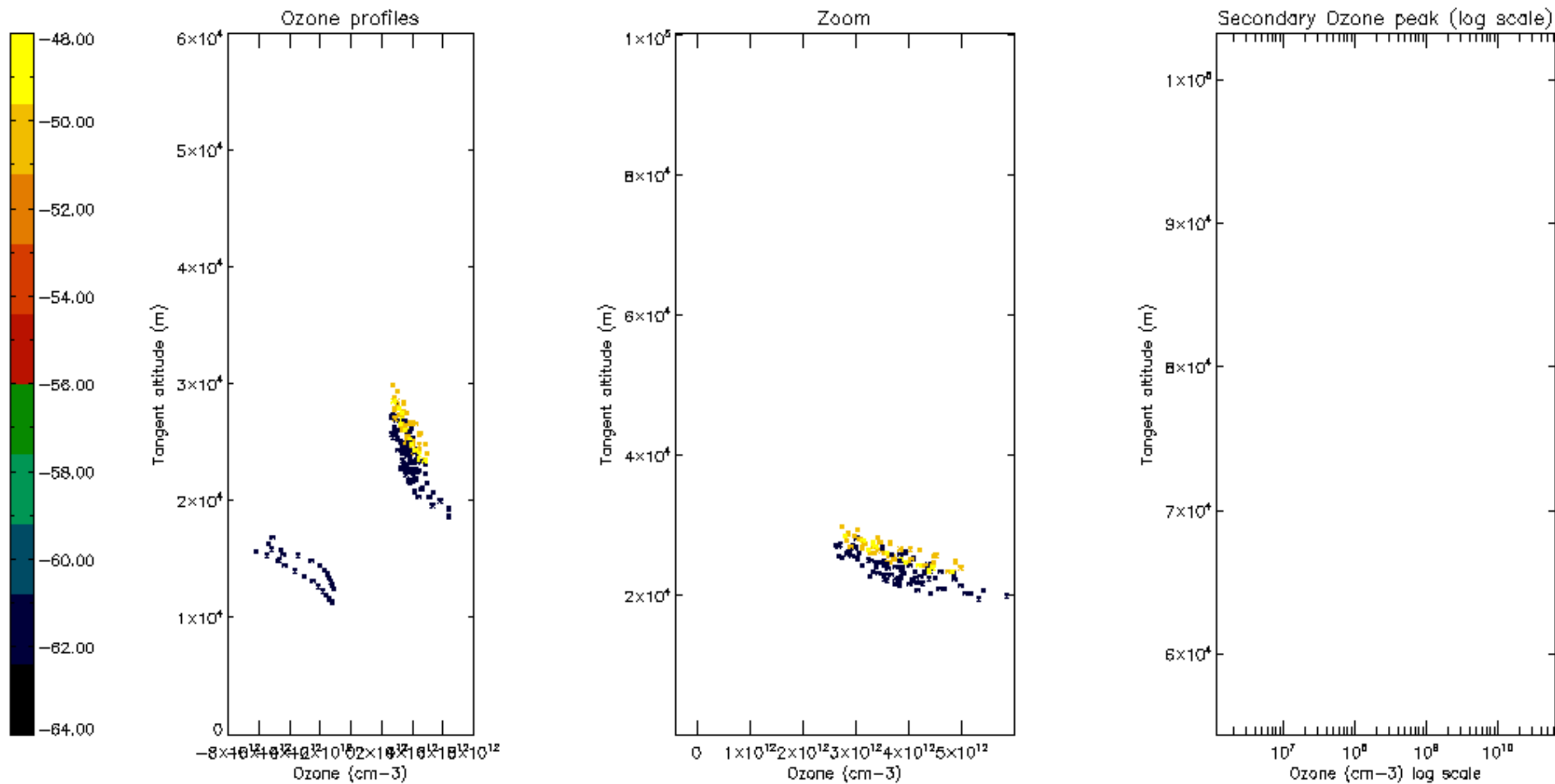


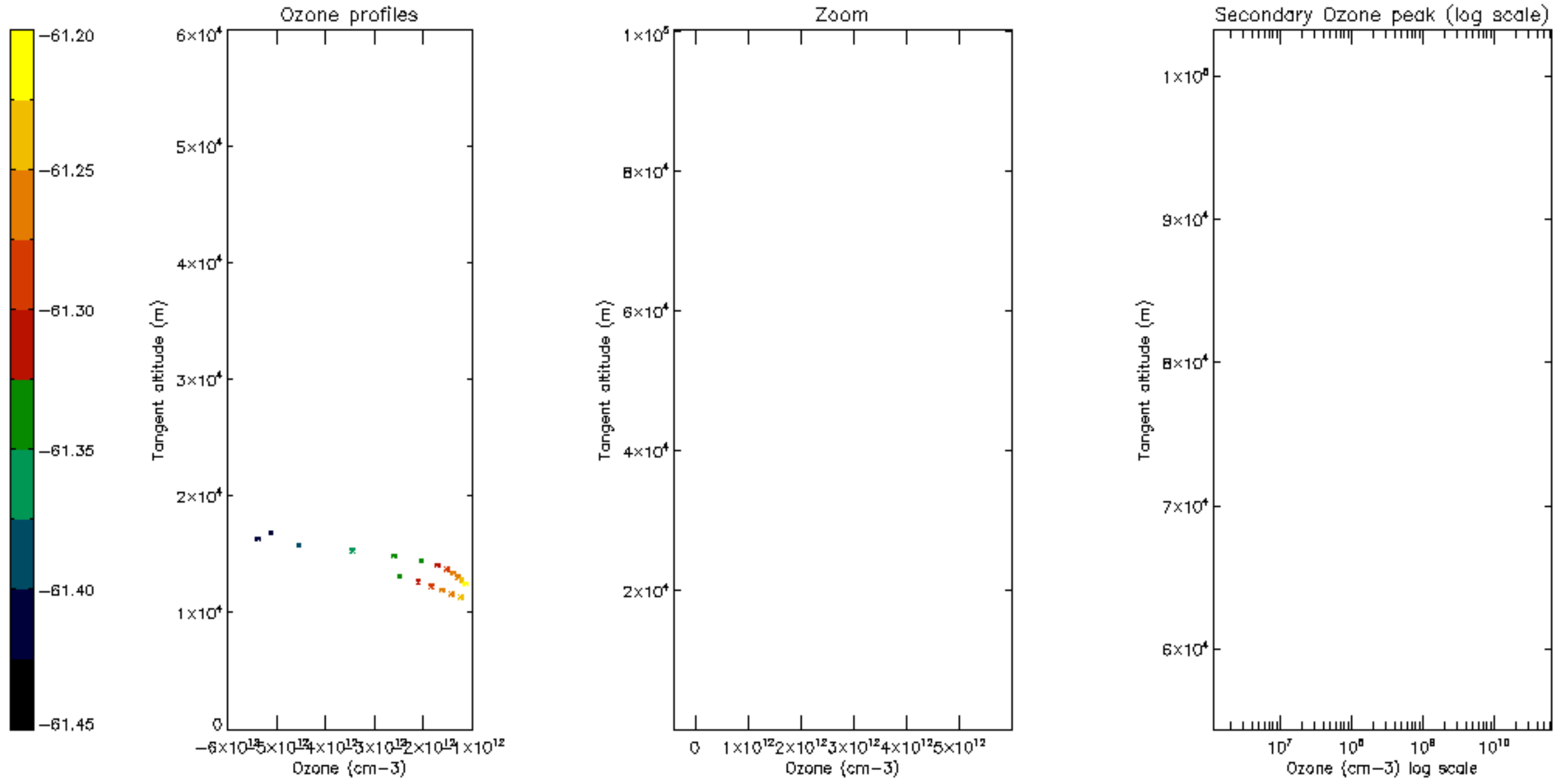
Percentage of saturation errors per profile

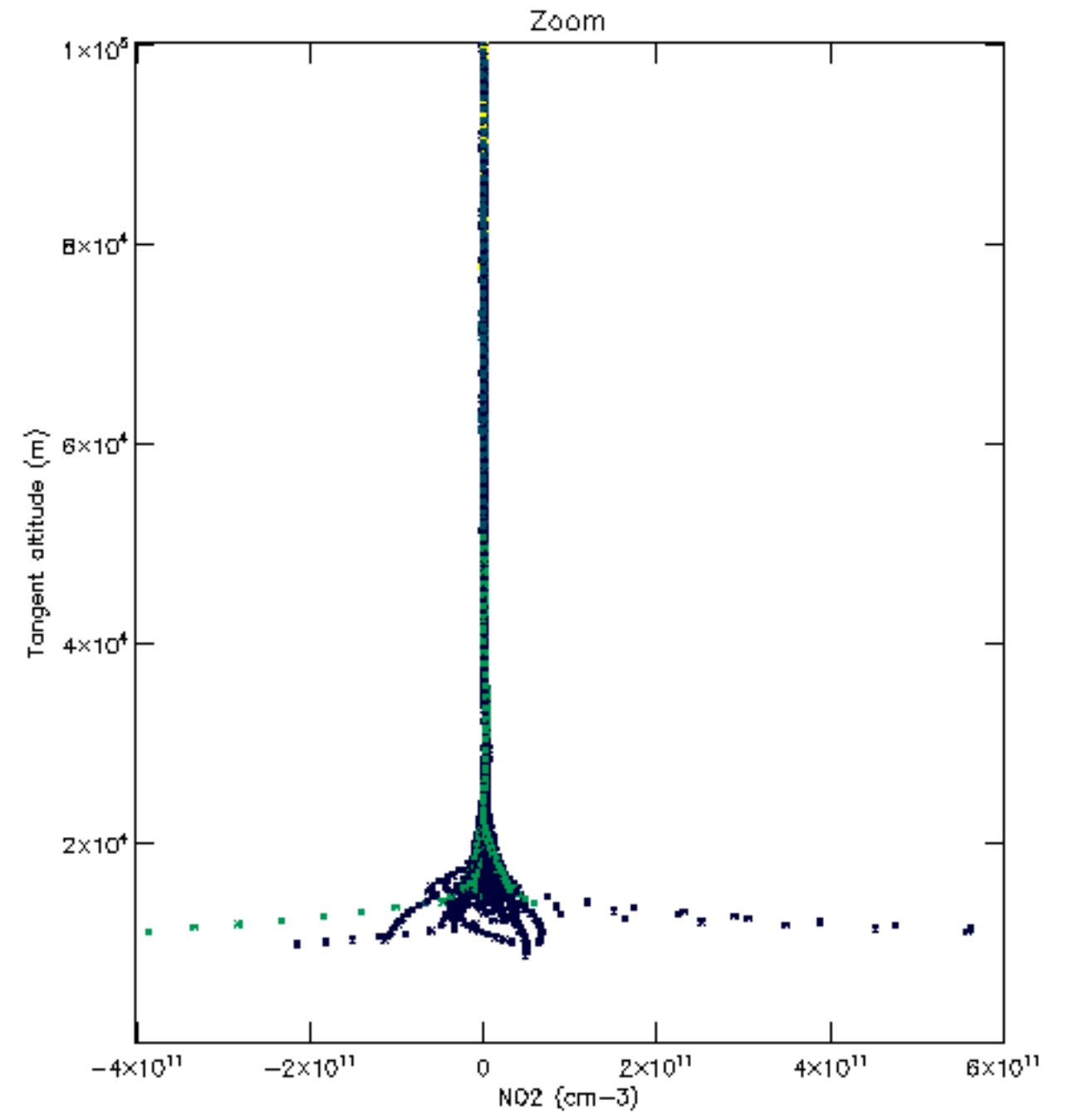
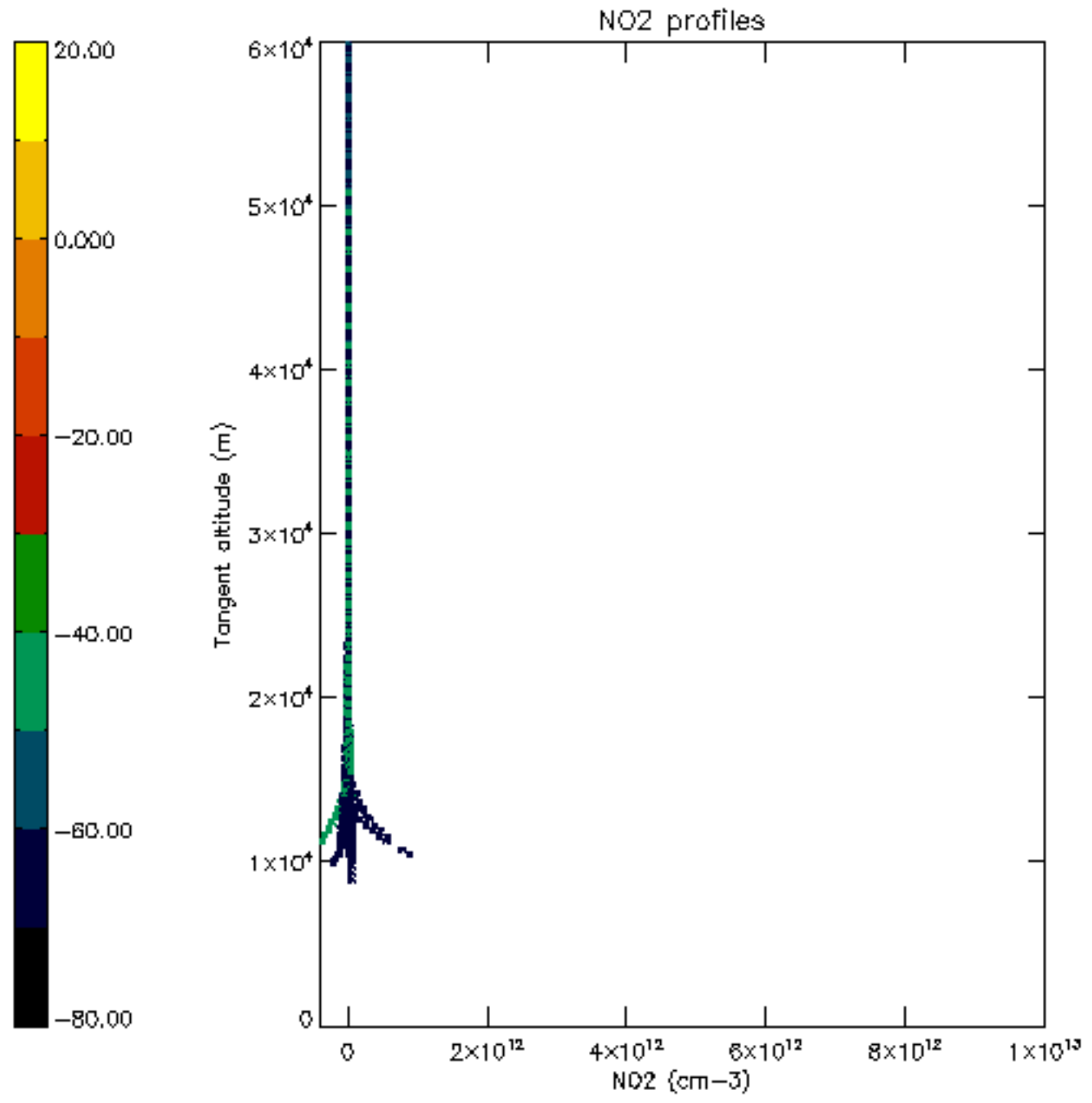


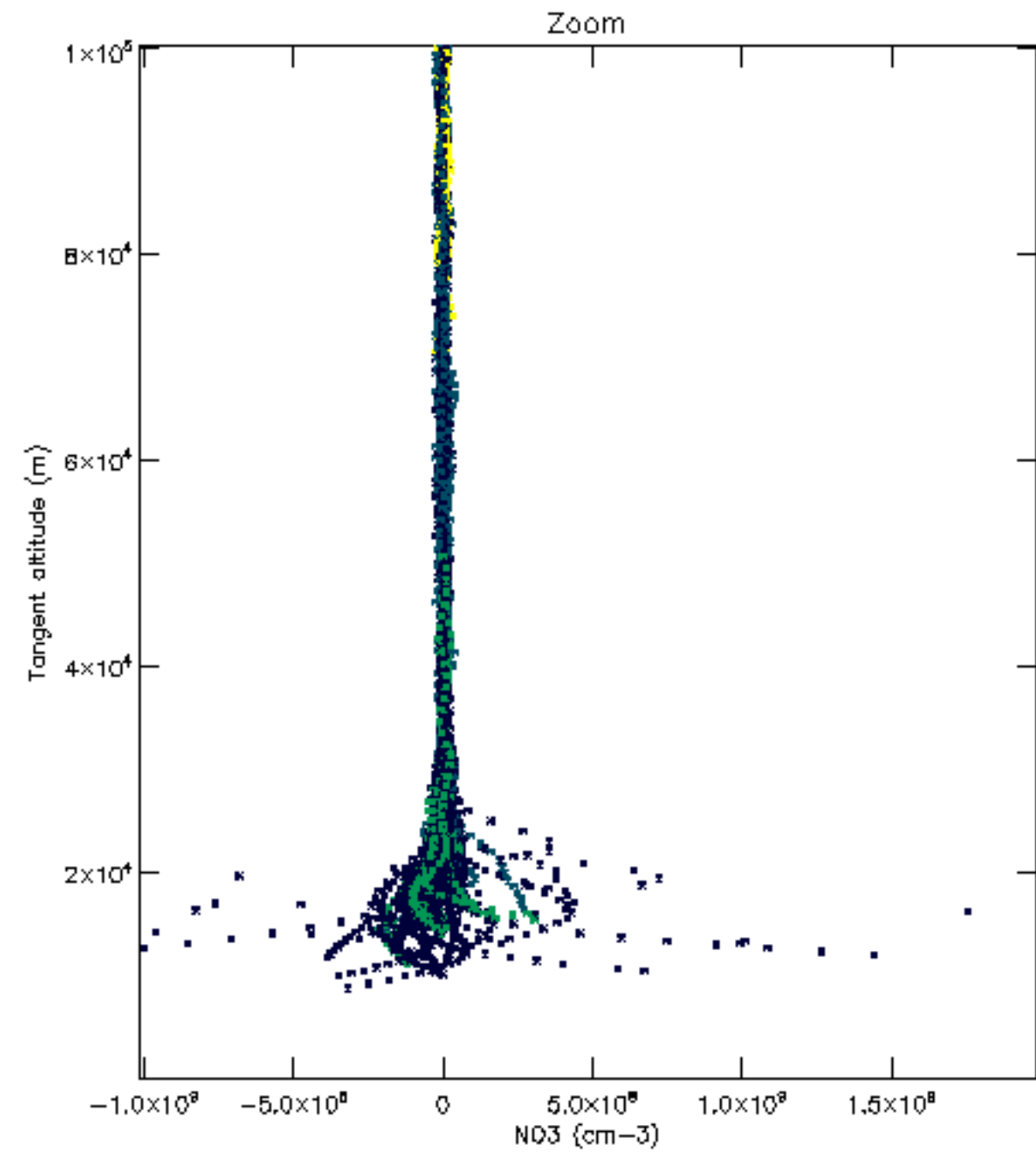
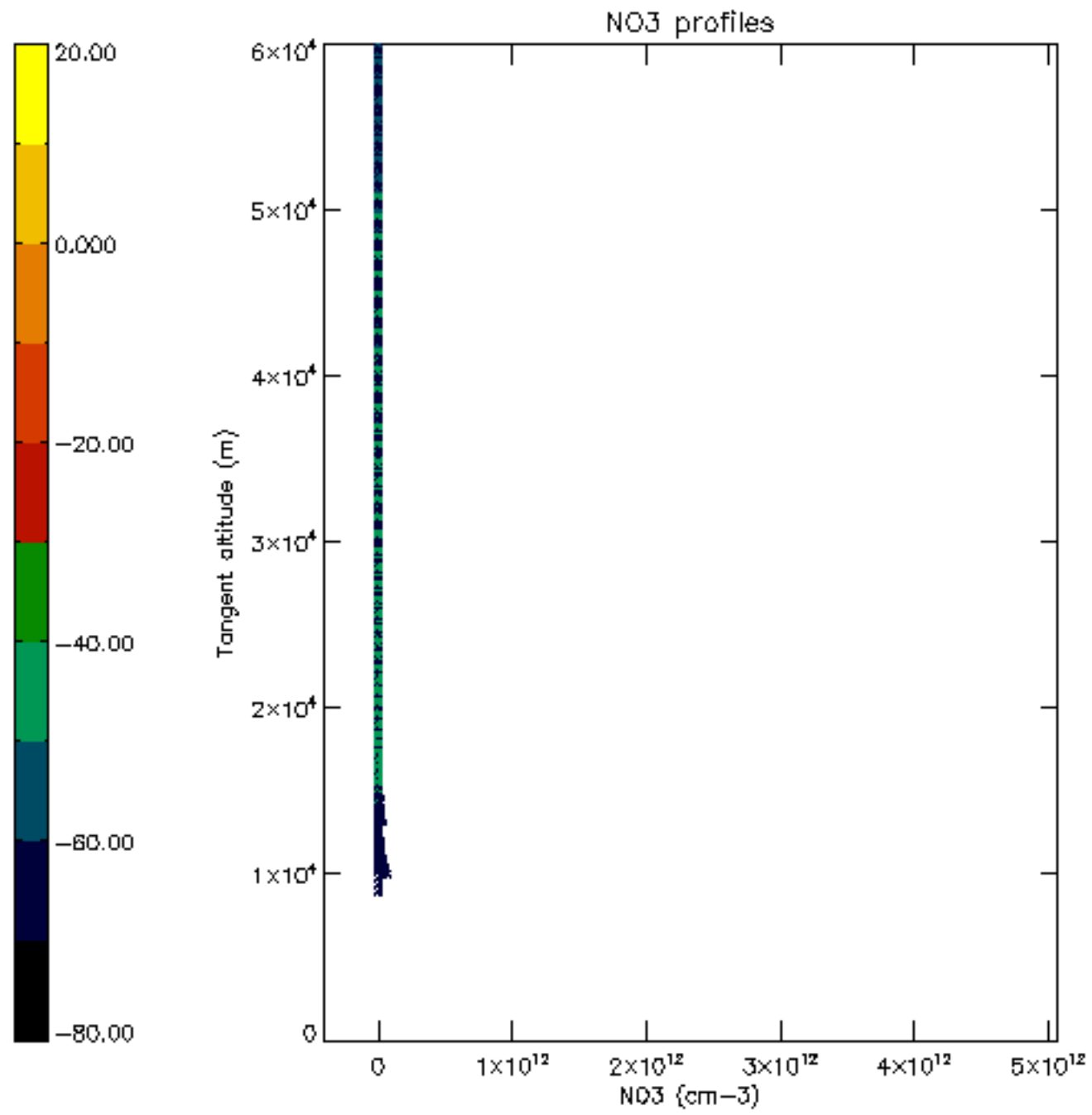


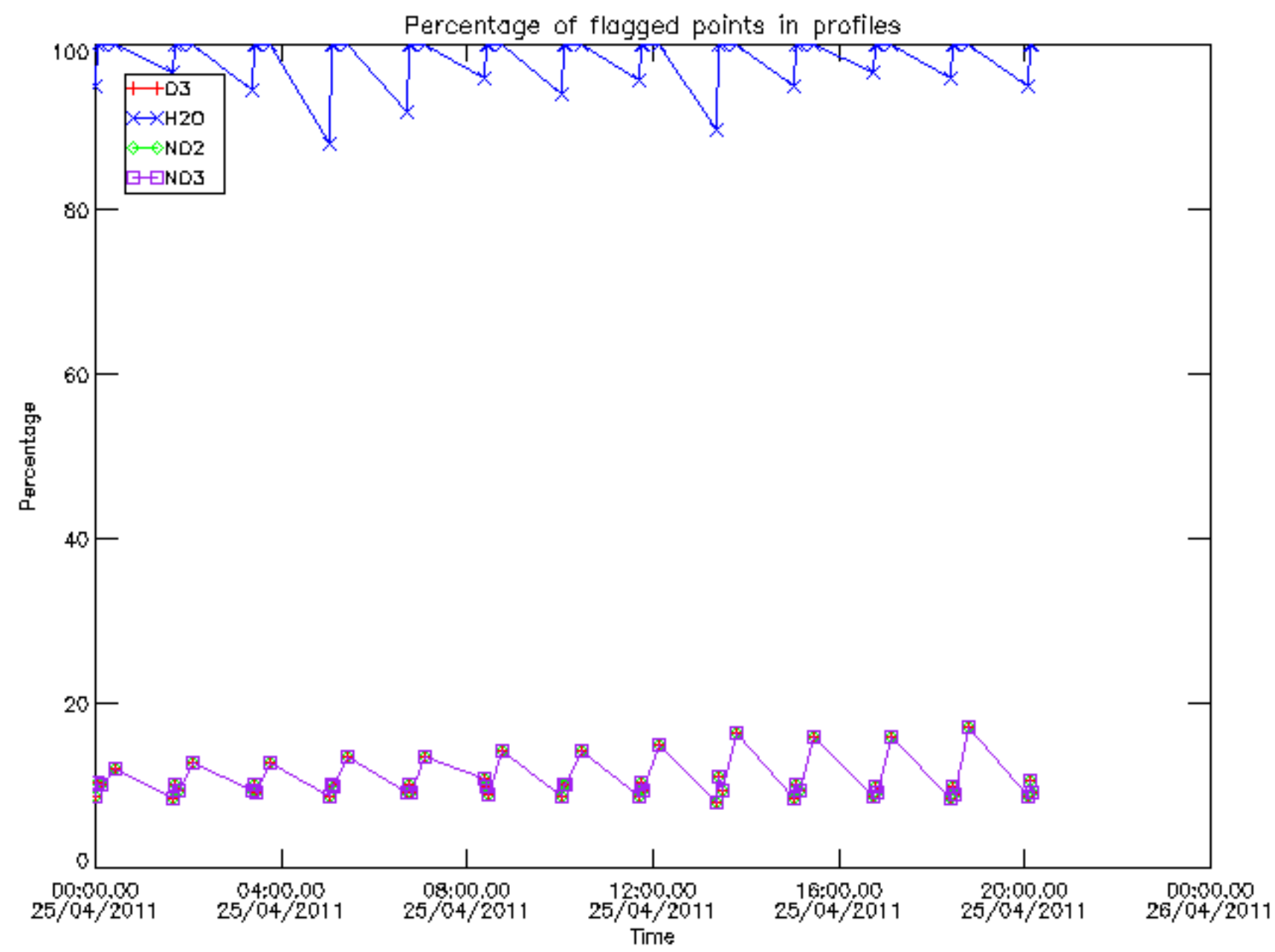




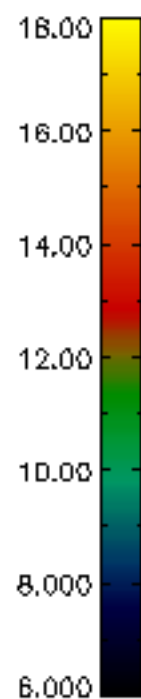
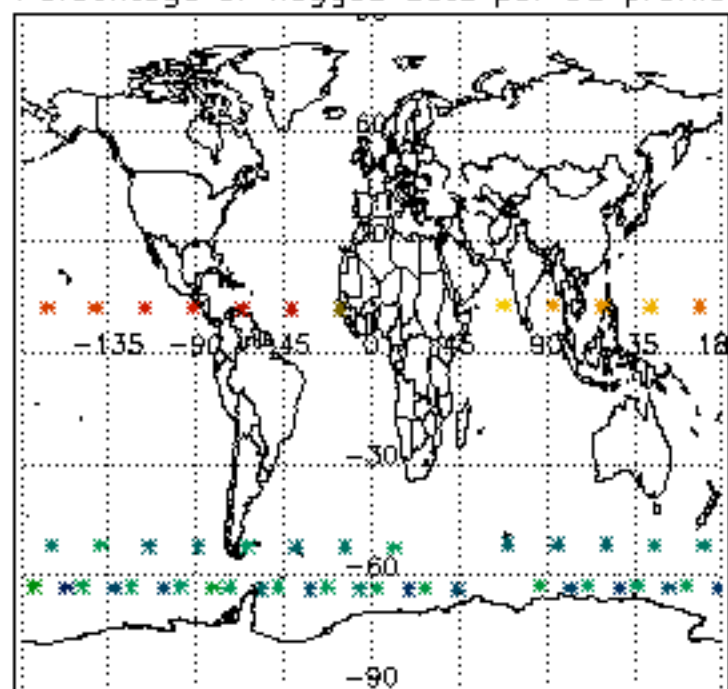




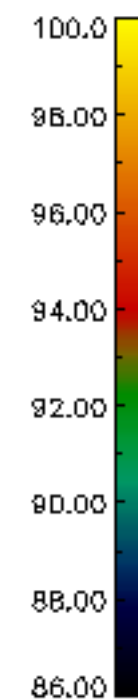
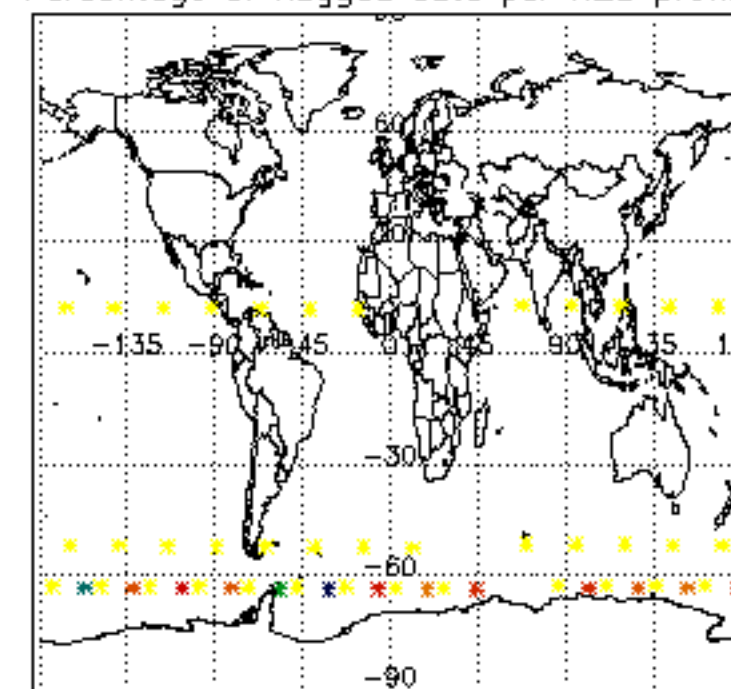




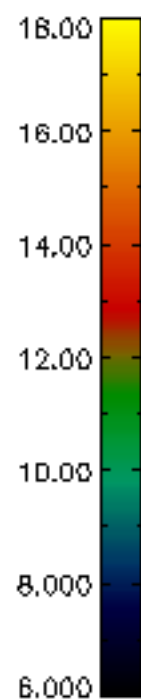
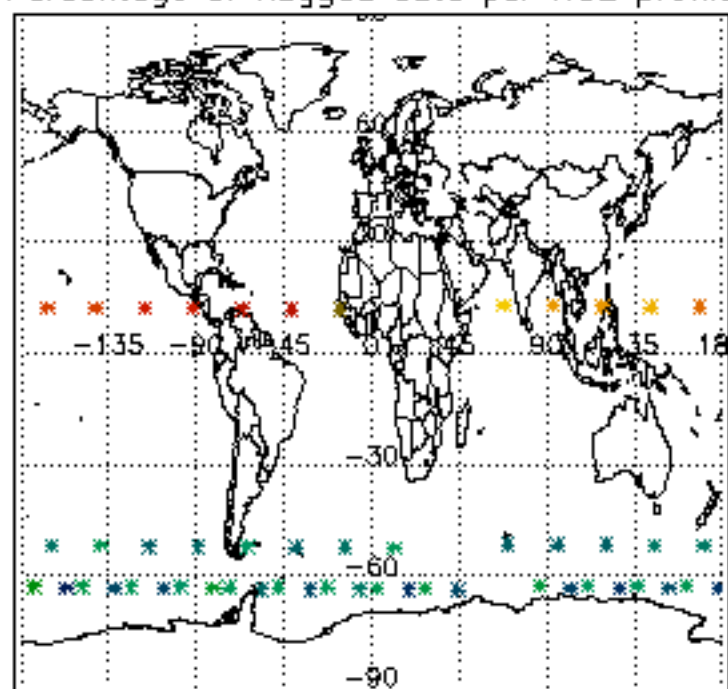
Percentage of flagged data per D3 profile



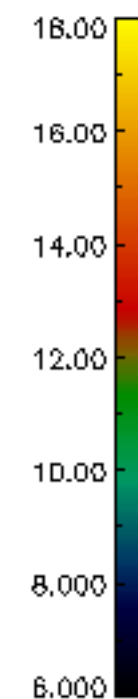
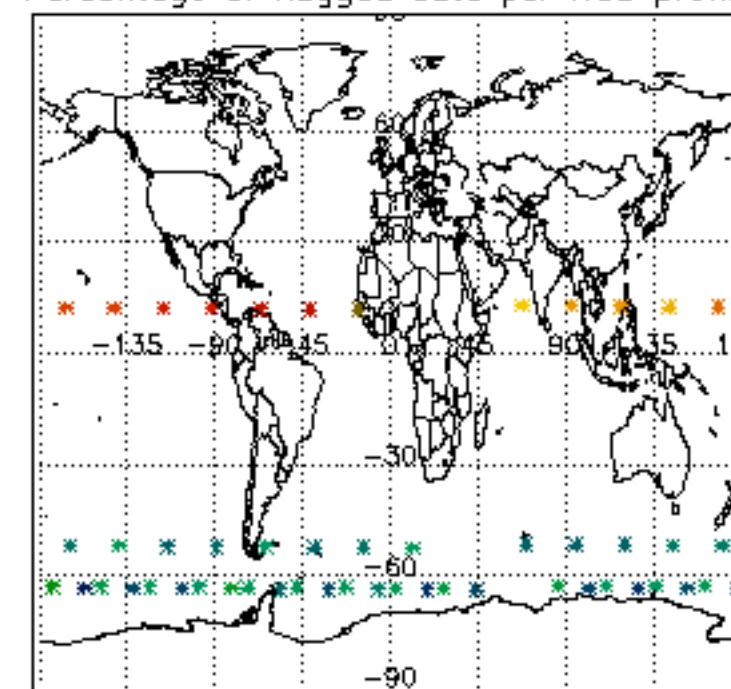
Percentage of flagged data per H2O profile

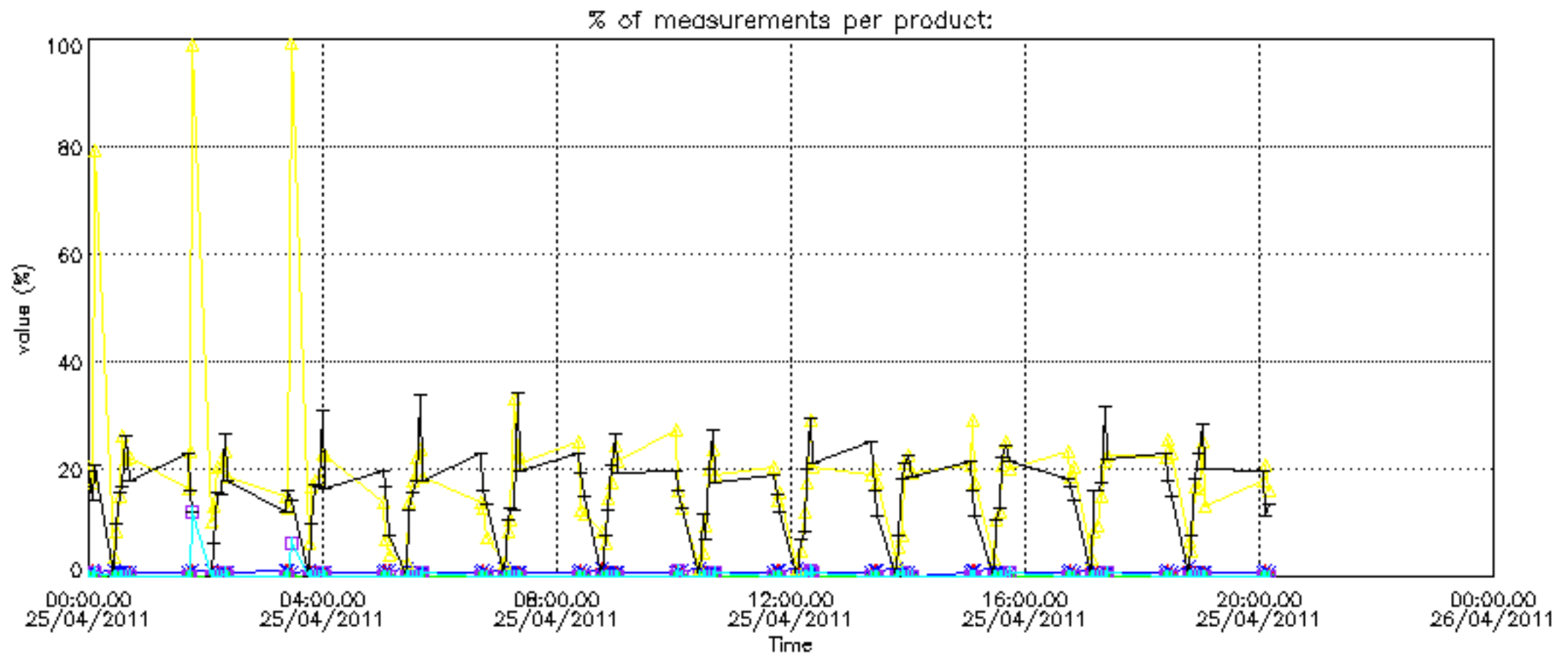


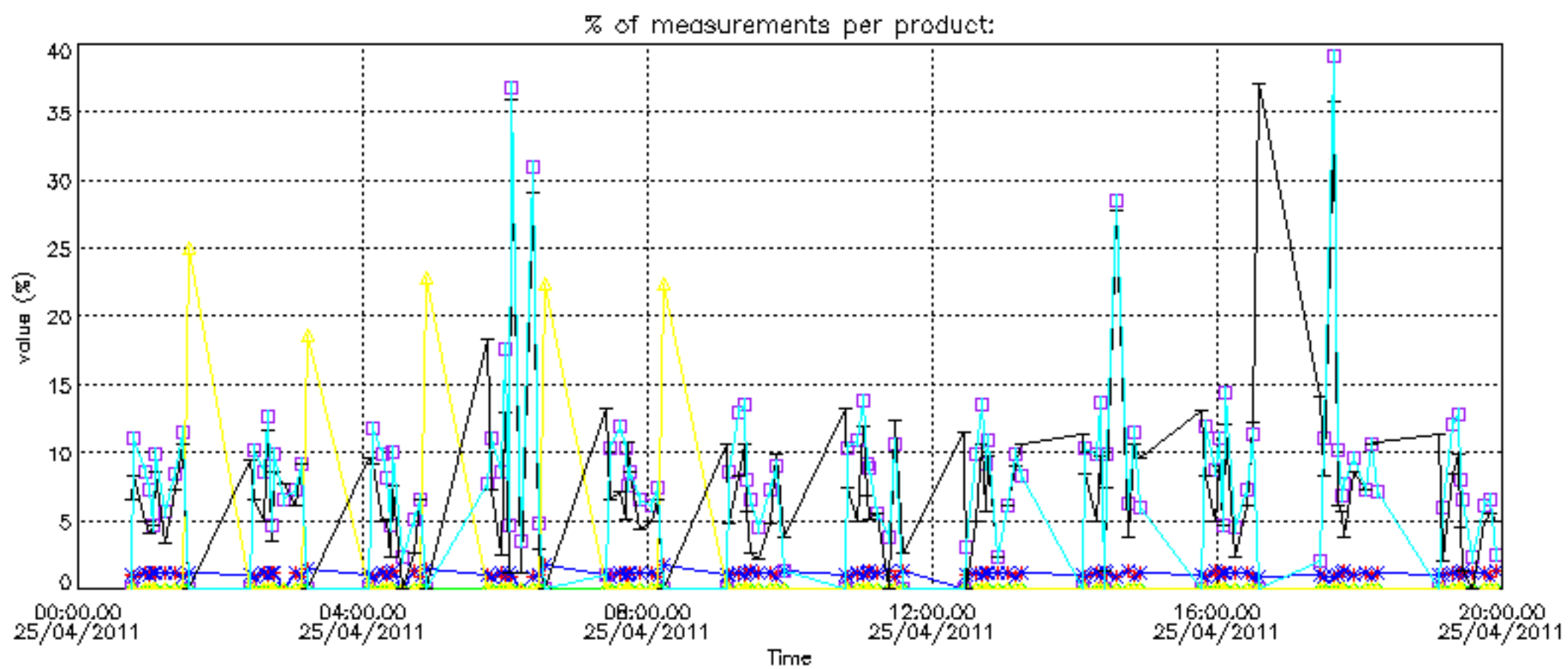
Percentage of flagged data per NO2 profile



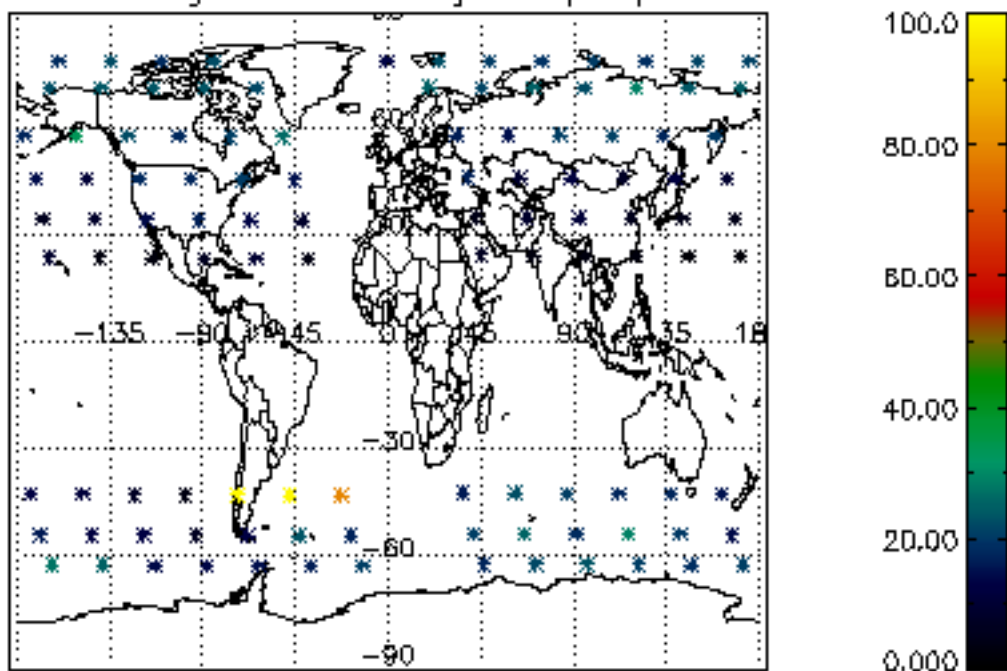
Percentage of flagged data per NO3 profile



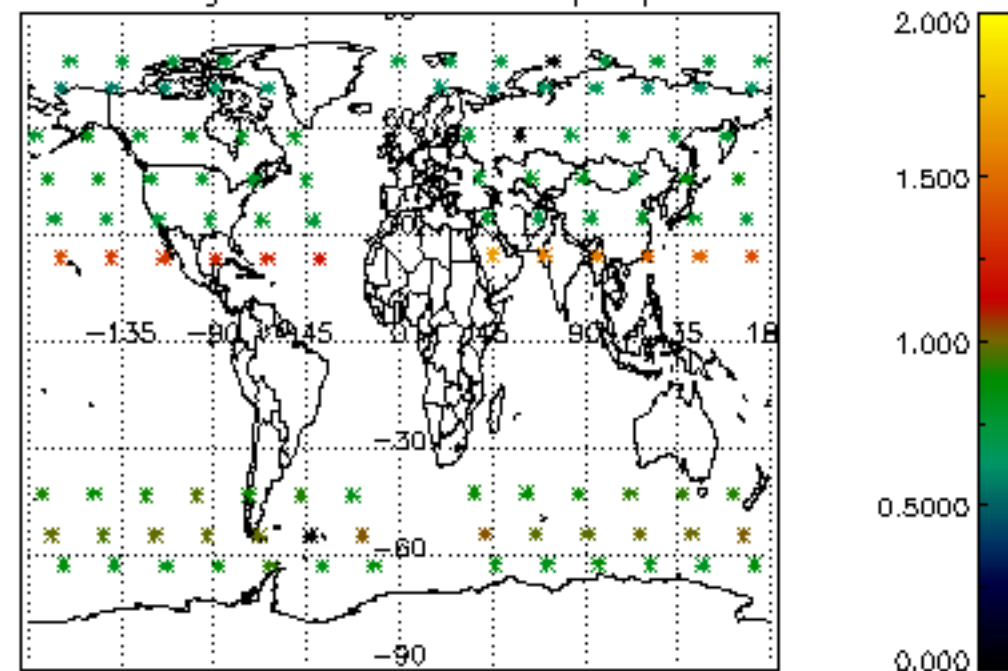




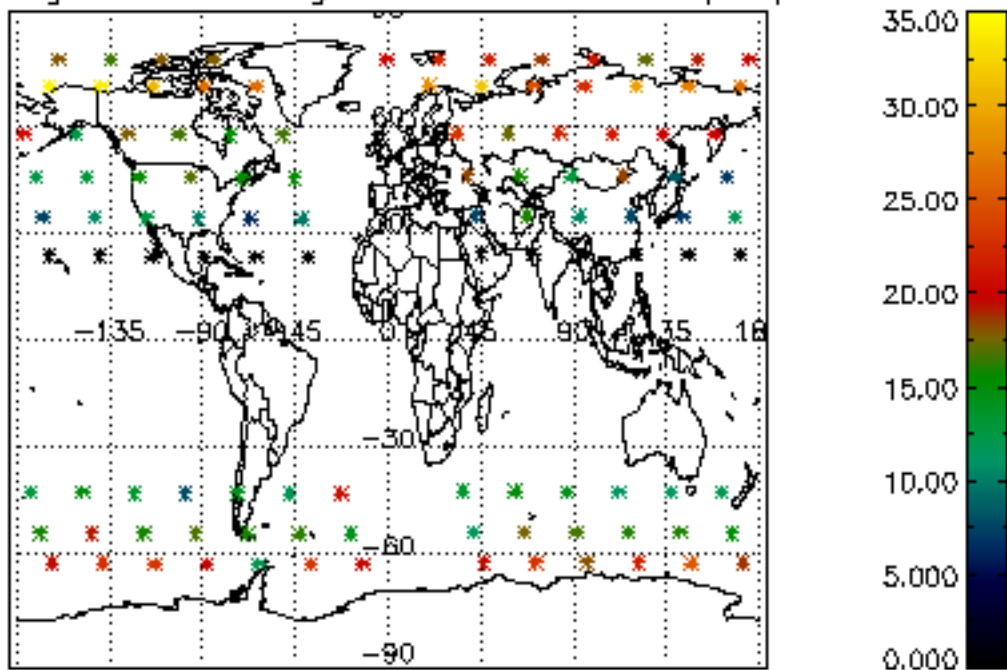
Percentage of cosmic ray hits per profile



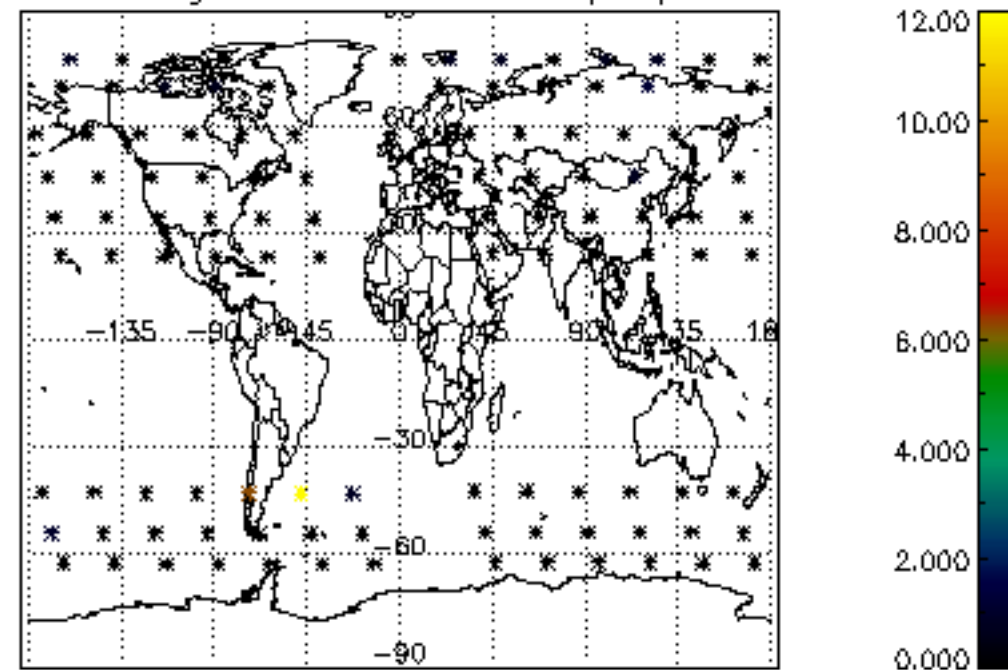
Percentage of datation errors per profile



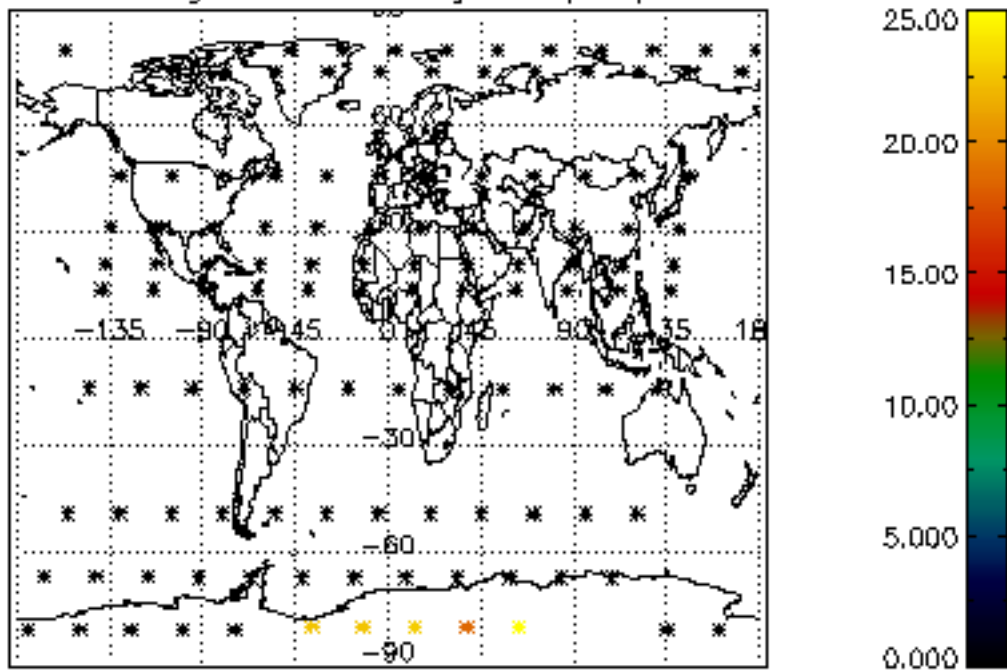
Percentage of star falling outside central band per profile



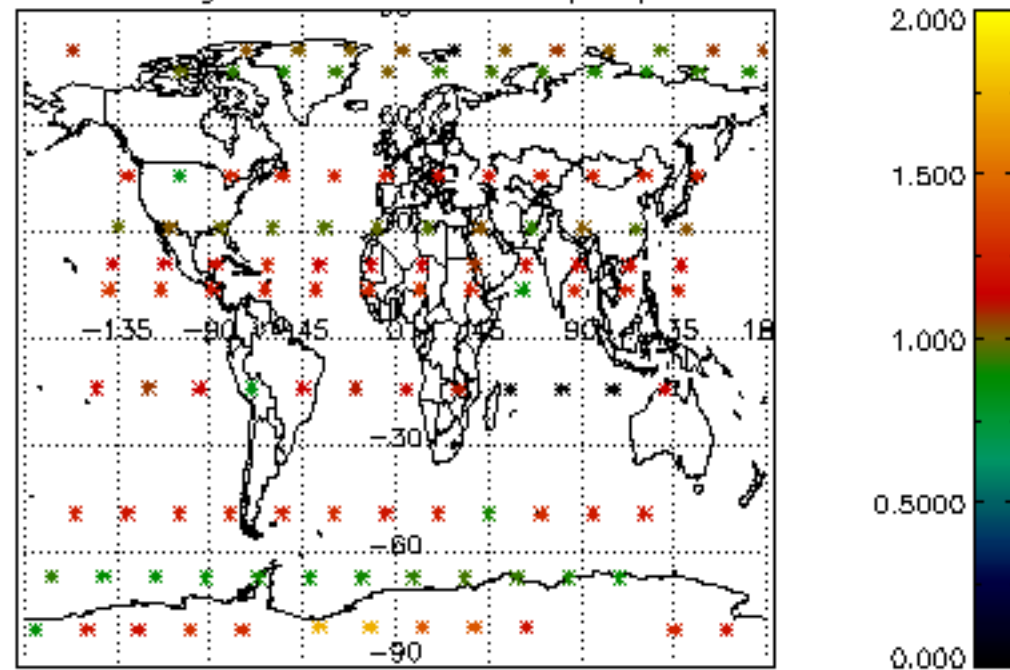
Percentage of saturation errors per profile



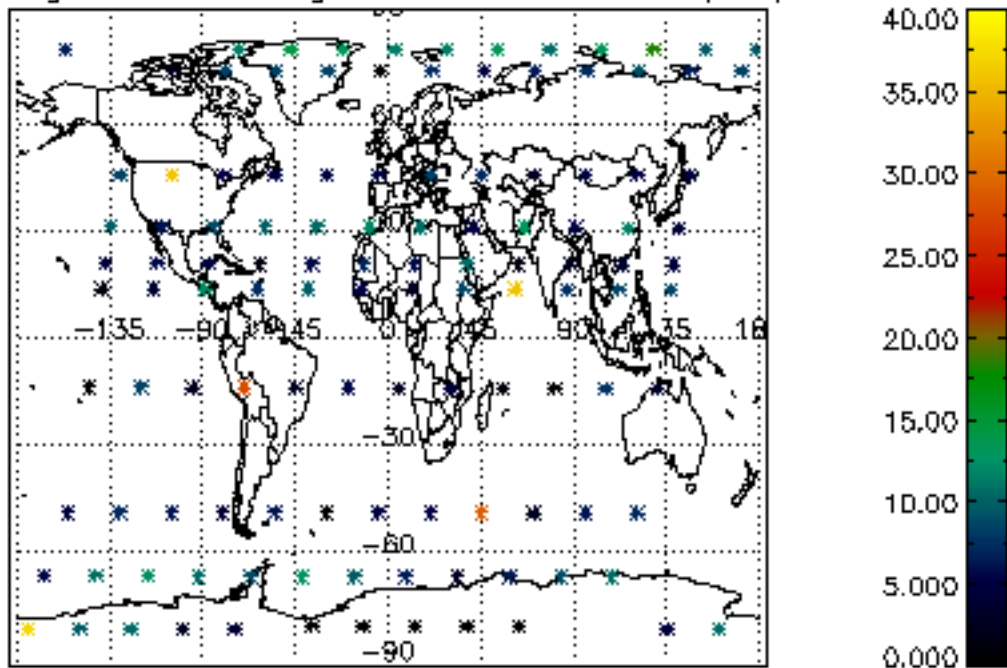
Percentage of cosmic ray hits per profile



Percentage of datation errors per profile



Percentage of star falling outside central band per profile



Percentage of saturation errors per profile

