

GOMOS Level 2 Daily Report

SUMMARY

[1. General Info](#)

[2. Summary of processed GOM_NL_2P products](#)

[3. Level 2 Quality information per product](#)

[3.1 Plot of level 2 quality information per product \(time dependant\)](#)

[3.2 Plot of level 2 quality information per product \(world map\)](#)

[4. Level 1 Quality information per product \(stored on level 2 products\)](#)

[4.1 Plot of level 1 quality information per product \(time dependant\)](#)

[4.1.1 Plot of level 1 quality information per product \(time dependant\): ASCENDING](#)

[4.1.2 Plot of level 1 quality information per product \(time dependant\): DESCENDING](#)

[4.2 Plot of level 1 quality information per product \(world map\)](#)

[4.2.1 Plot of level 1 quality information per product \(world map\): ASCENDING](#)

[4.2.2 Plot of level 1 quality information per product \(world map\): DESCENDING](#)

[5. Ozone profiles based on quality statistics and other trace gas profiles](#)

[5.1 Ozone statistics based on quality of products](#)

[5.2 Plot ozone profiles for all STD \(dark without errors\)](#)

[5.3 Plot ozone profiles where STD < 20% \(dark without errors\)](#)

[5.4. Plot ozone profiles where STD < 10% \(dark without errors\)](#)

[5.5. Plot ozone profiles where STD < 5% \(dark without errors\)](#)

[5.6 Plot NO2 profiles for all STD \(dark without errors\)](#)

[5.7 Plot NO3 profiles for all STD \(dark without errors\)](#)

[5.8 Plot H2O profiles \(only for occultations of stars 1,2,3,4,13,14,16,26,63 dark without errors\) for all STD](#)

[6. Auxiliary Data Files used for the production reported in section 2](#)

This report presents the daily analysis on parameters extracted from GOMOS level 2 data (GOM_NL__2P). It is intended to monitor some important parameters that will impact the quality of these products. A list of level 2 products (and content) that have arrived during the reporting day to the PCF is also given.

Item	Value
Time of report generation	24APR2013 12:43:47
Data source version	GOMOS/6.01
Start time of products	22-04-2011 (22APR2011 00:00:00)
Stop time of products	23-04-2011 (23APR2011 00:00:00)
Store outputs in DB	Yes
Nb of level 2 prods	295
Nb of prods with errors	0

2. Summary of processed GOM_NL__2P products.

Nr	Filename	UTC Start time	Limb	Duration	Star Id	Star Name	Star Mag	Star Temp	Nb Meas	Orbit	Prod. error
1	GOM_NL__2PRFIN20110422_000219_000000683101_00375_47803_6526.N1	22-APR-2011 00:02:19	Twilight	67.500	92	53Eps Cyg	2.5000	4500.0	135	47803	No
2	GOM_NL__2PRFIN20110422_001024_000000563101_00375_47803_6527.N1	22-APR-2011 00:10:24	Dark	55.500	61	8Eps Peg	2.1000	3900.0	111	47803	No
3	GOM_NL__2PRFIN20110422_001252_000000483101_00375_47803_6528.N1	22-APR-2011 00:12:52	Dark	48.000	162	34Alp Aqr	2.9440	5350.0	96	47803	No
4	GOM_NL__2PRFIN20110422_001552_000000503101_00375_47803_6529.N1	22-APR-2011 00:15:52	Dark	50.000	154	22Bet Aqr	2.8990	5700.0	100	47803	No
5	GOM_NL__2PRFIN20110422_003347_000000683101_00376_47804_6522.N1	22-APR-2011 00:33:47	Dark	67.500	103	38Zet Sgr	2.6000	9700.0	135	47804	No
6	GOM_NL__2PRFIN20110422_003701_000000683101_00376_47804_6523.N1	22-APR-2011 00:37:01	Dark	68.000	38	20Eps Sgr	1.8360	11000.	136	47804	No
7	GOM_NL__2PRFIN20110422_003858_000000553101_00376_47804_6524.N1	22-APR-2011 00:38:58	Straylight	54.500	40	The Sco	1.8590	7100.0	109	47804	No
8	GOM_NL__2PRFIN20110422_004038_000000603101_00376_47804_6525.N1	22-APR-2011 00:40:38	Straylight	60.000	115	34Ups Sco	2.6960	26000.	120	47804	No
9	GOM_NL__2PRFIN20110422_004405_000000643101_00376_47804_6526.N1	22-APR-2011 00:44:05	Straylight	63.500	75	26Eps Sco	2.2910	4250.0	127	47804	No
10	GOM_NL__2PRFIN20110422_004710_000000593101_00376_47804_6527.N1	22-APR-2011 00:47:10	Straylight	59.000	136	23Tau Sco	2.8220	30000.	118	47804	No
11	GOM_NL__2PRFIN20110422_004858_000000343101_00376_47804_6528.N1	22-APR-2011 00:48:58	Twilight	34.000	156	20Sig Sco	2.9030	28000.	68	47804	No
12	GOM_NL__2PRFIN20110422_005059_000000663101_00376_47804_6529.N1	22-APR-2011 00:50:59	Twilight	66.000	80	7Del Sco	2.3160	30000.	132	47804	No
13	GOM_NL__2PRFIN20110422_005440_000000513101_00376_47804_6530.N1	22-APR-2011 00:54:40	Bright	50.500	122	9Alp2Lib	2.7470	9700.0	101	47804	No
14	GOM_NL__2PRFIN20110422_005722_000000583101_00376_47804_6531.N1	22-APR-2011 00:57:22	Bright	57.500	104	27Bet Lib	2.6140	13100.	115	47804	No
15	GOM_NL__2PRFIN20110422_010604_000000433101_00376_47804_6532.N1	22-APR-2011 01:06:04	Bright	43.000	111	8Eta Boo	2.6800	6000.0	86	47804	No
16	GOM_NL__2PRFIN20110422_011034_000000533101_00376_47804_6533.N1	22-APR-2011 01:10:34	Bright	52.500	83		2.3780	11000.	105	47804	No
17	GOM_NL__2PRFIN20110422_011322_000000463101_00376_47804_6534.N1	22-APR-2011 01:13:22	Bright	46.000	180	27Gam Boo	3.0400	8000.0	92	47804	No
18	GOM_NL__2PRFIN20110422_011505_000000393101_00376_47804_6535.N1	22-APR-2011 01:15:05	Bright	38.500	39	85Eta UMa	1.8540	24000.	77	47804	No
19	GOM_NL__2PRFIN20110422_012305_000000443101_00376_47804_6536.N1	22-APR-2011 01:23:05	Bright	44.000	119	14Eta Dra	2.7270	4700.0	88	47804	No
20	GOM_NL__2PRFIN20110422_013234_000000413101_00376_47804_6537.N1	22-APR-2011 01:32:34	Bright	41.000	89	5Alp Cep	2.4510	8000.0	82	47804	No
21	GOM_NL__2PRFIN20110422_013748_000000533101_00376_47804_6538.N1	22-APR-2011 01:37:48	Bright	52.500	19	50Alp Cyg	1.2460	10500.	105	47804	No
22	GOM_NL__2PRFIN20110422_013938_000000603101_00376_47804_6539.N1	22-APR-2011 01:39:38	Bright	60.000	66	37Gam Cyg	2.2080	5900.0	120	47804	No
23	GOM_NL__2PRFIN20110422_014233_000000673101_00376_47804_6540.N1	22-APR-2011 01:42:33	Twilight	67.000	92	53Eps Cyg	2.5000	4500.0	134	47804	No
24	GOM_NL__2PRFIN20110422_015039_000000553101_00376_47804_6541.N1	22-APR-2011 01:50:39	Dark	55.000	61	8Eps Peg	2.1000	3900.0	110	47804	No
25	GOM_NL__2PRFIN20110422_015307_000000493101_00376_47804_6542.N1	22-APR-2011 01:53:07	Dark	49.000	162	34Alp Aqr	2.9440	5350.0	98	47804	No
26	GOM_NL__2PRFIN20110422_015607_000000553101_00376_47804_6543.N1	22-APR-2011 01:56:07	Dark	55.000	154	22Bet Aqr	2.8990	5700.0	110	47804	No
27	GOM_NL__2PRFIN20110422_021403_000000683101_00377_47805_6559.N1	22-APR-2011 02:14:03	Dark	68.000	103	38Zet Sgr	2.6000	9700.0	136	47805	No
28	GOM_NL__2PRFIN20110422_021716_000000663101_00377_47805_6560.N1	22-APR-2011 02:17:16	Dark	65.500	38	20Eps Sgr	1.8360	11000.	131	47805	No
29	GOM_NL__2PRFIN20110422_021913_000000543101_00377_47805_6561.N1	22-APR-2011 02:19:13	Straylight	53.500	40	The Sco	1.8590	7100.0	107	47805	No
30	GOM_NL__2PRFIN20110422_022053_000000583101_00377_47805_6562.N1	22-APR-2011 02:20:53	Straylight	58.000	115	34Ups Sco	2.6960	26000.	116	47805	No
31	GOM_NL__2PRFIN20110422_022420_000000623101_00377_47805_6563.N1	22-APR-2011 02:24:20	Straylight	62.000	75	26Eps Sco	2.2910	4250.0	124	47805	No
32	GOM_NL__2PRFIN20110422_022725_000000593101_00377_47805_6564.N1	22-APR-2011 02:27:25	Straylight	59.000	136	23Tau Sco	2.8220	30000.	118	47805	No
33	GOM_NL__2PRFIN20110422_022913_000000343101_00377_47805_6565.N1	22-APR-2011 02:29:13	Twilight	34.000	156	20Sig Sco	2.9030	28000.	68	47805	No
34	GOM_NL__2PRFIN20110422_023114_000000663101_00377_47805_6566.N1	22-APR-2011 02:31:14	Twilight	66.000	80	7Del Sco	2.3160	30000.	132	47805	No
35	GOM_NL__2PRFIN20110422_023454_000000503101_00377_47805_6567.N1	22-APR-2011 02:34:54	Bright	50.000	122	9Alp2Lib	2.7470	9700.0	100	47805	No
36	GOM_NL__2PRFIN20110422_023736_000000763101_00377_47805_6568.N1	22-APR-2011 02:37:36	Bright	76.000	104	27Bet Lib	2.6140	13100.	152	47805	No
37	GOM_NL__2PRFIN20110422_024618_000000423101_00377_47805_6569.N1	22-APR-2011 02:46:18	Bright	42.000	111	8Eta Boo	2.6800	6000.0	84	47805	No
38	GOM_NL__2PRFIN20110422_025047_000000553101_00377_47805_6570.N1	22-APR-2011 02:50:47	Bright	54.500	83		2.3780	11000.	109	47805	No
39	GOM_NL__2PRFIN20110422_025336_000000443101_00377_47805_6571.N1	22-APR-2011 02:53:36	Bright	44.000	180	27Gam Boo	3.0400	8000.0	88	47805	No
40	GOM_NL__2PRFIN20110422_025518_000000393101_00377_47805_6572.N1	22-APR-2011 02:55:18	Bright	38.500	39	85Eta UMa	1.8540	24000.	77	47805	No
41	GOM_NL__2PRFIN20110422_030318_000000453101_00377_47805_6573.N1	22-APR-2011 03:03:18	Bright	45.000	119	14Eta Dra	2.7270	4700.0	90	47805	No
42	GOM_NL__2PRFIN20110422_031248_000000413101_00377_47805_6574.N1	22-APR-2011 03:12:48	Bright	41.000	89	5Alp Cep	2.4510	8000.0	82	47805	No

43	GOM_NL_2PRFIN20110422_031801_00000523101_00377_47805_6575.N1	22-APR-2011 03:18:01	Bright	52.000	19	50Alp Cyg	1.2460	10500.	104	47805	No
44	GOM_NL_2PRFIN20110422_031952_00000613101_00377_47805_6576.N1	22-APR-2011 03:19:52	Bright	60.500	66	37Gam Cyg	2.2080	5900.0	121	47805	No
45	GOM_NL_2PRFIN20110422_032247_00000633101_00377_47805_6577.N1	22-APR-2011 03:22:47	Twi_and_stray	63.000	92	53Eps Cyg	2.5000	4500.0	126	47805	No
46	GOM_NL_2PRFIN20110422_033053_00000553101_00377_47805_6578.N1	22-APR-2011 03:30:53	Dark	55.000	61	8Eps Peg	2.1000	3900.0	110	47805	No
47	GOM_NL_2PRFIN20110422_033322_00000523101_00377_47805_6579.N1	22-APR-2011 03:33:22	Dark	52.000	162	34Alp Aqr	2.9440	5350.0	104	47805	No
48	GOM_NL_2PRFIN20110422_033622_00000513101_00377_47805_6580.N1	22-APR-2011 03:36:22	Dark	50.500	154	22Bet Aqr	2.8990	5700.0	101	47805	No
49	GOM_NL_2PRFIN20110422_035418_00000683101_00378_47806_6570.N1	22-APR-2011 03:54:18	Dark	68.000	103	38Zet Sgr	2.6000	9700.0	136	47806	No
50	GOM_NL_2PRFIN20110422_035732_00000663101_00378_47806_6571.N1	22-APR-2011 03:57:32	Dark	65.500	38	20Eps Sgr	1.8360	11000.	131	47806	No
51	GOM_NL_2PRFIN20110422_035928_00000593101_00378_47806_6572.N1	22-APR-2011 03:59:28	Straylight	58.500	40	The Sco	1.8590	7100.0	117	47806	No
52	GOM_NL_2PRFIN20110422_040108_00000603101_00378_47806_6573.N1	22-APR-2011 04:01:08	Straylight	59.500	115	34Ups Sco	2.6960	26000.	119	47806	No
53	GOM_NL_2PRFIN20110422_040435_00000663101_00378_47806_6574.N1	22-APR-2011 04:04:35	Straylight	65.500	75	26Eps Sco	2.2910	4250.0	131	47806	No
54	GOM_NL_2PRFIN20110422_040740_00000613101_00378_47806_6575.N1	22-APR-2011 04:07:40	Straylight	61.000	136	23Tau Sco	2.8220	30000.	122	47806	No
55	GOM_NL_2PRFIN20110422_040927_00000373101_00378_47806_6576.N1	22-APR-2011 04:09:27	Twi_and_stray	37.000	156	20Sig Sco	2.9030	28000.	74	47806	No
56	GOM_NL_2PRFIN20110422_041128_00000703101_00378_47806_6577.N1	22-APR-2011 04:11:28	Twi_and_stray	70.000	80	7Del Sco	2.3160	30000.	140	47806	No
57	GOM_NL_2PRFIN20110422_041509_00000513101_00378_47806_6578.N1	22-APR-2011 04:15:09	Bright	51.000	122	9Alp2Lib	2.7470	9700.0	102	47806	No
58	GOM_NL_2PRFIN20110422_041750_00000573101_00378_47806_6579.N1	22-APR-2011 04:17:50	Bright	57.000	104	27Bet Lib	2.6140	13100.	114	47806	No
59	GOM_NL_2PRFIN20110422_042631_00000433101_00378_47806_6580.N1	22-APR-2011 04:26:31	Bright	43.000	111	8Eta Boo	2.6800	6000.0	86	47806	No
60	GOM_NL_2PRFIN20110422_043100_00000533101_00378_47806_6581.N1	22-APR-2011 04:31:00	Bright	52.500	83		2.3780	11000.	105	47806	No
61	GOM_NL_2PRFIN20110422_043349_00000463101_00378_47806_6582.N1	22-APR-2011 04:33:49	Bright	45.500	180	27Gam Boo	3.0400	8000.0	91	47806	No
62	GOM_NL_2PRFIN20110422_043532_00000463101_00378_47806_6583.N1	22-APR-2011 04:35:32	Bright	45.500	39	85Eta UMa	1.8540	24000.	91	47806	No
63	GOM_NL_2PRFIN20110422_044332_00000453101_00378_47806_6584.N1	22-APR-2011 04:43:32	Bright	44.500	119	14Eta Dra	2.7270	4700.0	89	47806	No
64	GOM_NL_2PRFIN20110422_045302_00000393101_00378_47806_6585.N1	22-APR-2011 04:53:02	Bright	38.500	89	5Alp Cep	2.4510	8000.0	77	47806	No
65	GOM_NL_2PRFIN20110422_045815_00000513101_00378_47806_6586.N1	22-APR-2011 04:58:15	Bright	51.000	19	50Alp Cyg	1.2460	10500.	102	47806	No
66	GOM_NL_2PRFIN20110422_050006_00000653101_00378_47806_6587.N1	22-APR-2011 05:00:06	Bright	65.000	66	37Gam Cyg	2.2080	5900.0	130	47806	No
67	GOM_NL_2PRFIN20110422_050302_00000633101_00378_47806_6588.N1	22-APR-2011 05:03:02	Twi_and_stray	63.000	92	53Eps Cyg	2.5000	4500.0	126	47806	No
68	GOM_NL_2PRFIN20110422_051108_00000553101_00378_47806_6589.N1	22-APR-2011 05:11:08	Dark	55.000	61	8Eps Peg	2.1000	3900.0	110	47806	No
69	GOM_NL_2PRFIN20110422_051336_00000493101_00378_47806_6590.N1	22-APR-2011 05:13:36	Dark	49.000	162	34Alp Aqr	2.9440	5350.0	98	47806	No
70	GOM_NL_2PRFIN20110422_051637_00000563101_00378_47806_6591.N1	22-APR-2011 05:16:37	Dark	56.000	154	22Bet Aqr	2.8990	5700.0	112	47806	No
71	GOM_NL_2PRFIN20110422_053434_00000673101_00379_47807_6763.N1	22-APR-2011 05:34:34	Dark	66.500	103	38Zet Sgr	2.6000	9700.0	133	47807	No
72	GOM_NL_2PRFIN20110422_053748_00000633101_00379_47807_6764.N1	22-APR-2011 05:37:48	Dark	63.000	38	20Eps Sgr	1.8360	11000.	126	47807	No
73	GOM_NL_2PRFIN20110422_053943_00000613101_00379_47807_6765.N1	22-APR-2011 05:39:43	Straylight	60.500	40	The Sco	1.8590	7100.0	121	47807	No
74	GOM_NL_2PRFIN20110422_054123_00000593101_00379_47807_6766.N1	22-APR-2011 05:41:23	Straylight	58.500	115	34Ups Sco	2.6960	26000.	117	47807	No
75	GOM_NL_2PRFIN20110422_054450_00000633101_00379_47807_6767.N1	22-APR-2011 05:44:50	Straylight	63.000	75	26Eps Sco	2.2910	4250.0	126	47807	No
76	GOM_NL_2PRFIN20110422_054754_00000613101_00379_47807_6768.N1	22-APR-2011 05:47:54	Straylight	61.000	136	23Tau Sco	2.8220	30000.	122	47807	No
77	GOM_NL_2PRFIN20110422_054942_00000373101_00379_47807_6769.N1	22-APR-2011 05:49:42	Twi_and_stray	37.000	156	20Sig Sco	2.9030	28000.	74	47807	No
78	GOM_NL_2PRFIN20110422_055143_00000703101_00379_47807_6770.N1	22-APR-2011 05:51:43	Twi_and_stray	70.000	80	7Del Sco	2.3160	30000.	140	47807	No
79	GOM_NL_2PRFIN20110422_055523_00000523101_00379_47807_6771.N1	22-APR-2011 05:55:23	Bright	51.500	122	9Alp2Lib	2.7470	9700.0	103	47807	No
80	GOM_NL_2PRFIN20110422_055804_00000573101_00379_47807_6772.N1	22-APR-2011 05:58:04	Bright	57.000	104	27Bet Lib	2.6140	13100.	114	47807	No
81	GOM_NL_2PRFIN20110422_060645_00000433101_00379_47807_6773.N1	22-APR-2011 06:06:45	Bright	42.500	111	8Eta Boo	2.6800	6000.0	85	47807	No
82	GOM_NL_2PRFIN20110422_061113_00000533101_00379_47807_6774.N1	22-APR-2011 06:11:13	Bright	53.000	83		2.3780	11000.	106	47807	No
83	GOM_NL_2PRFIN20110422_061403_00000563101_00379_47807_6775.N1	22-APR-2011 06:14:03	Bright	56.000	180	27Gam Boo	3.0400	8000.0	112	47807	No
84	GOM_NL_2PRFIN20110422_061546_00000383101_00379_47807_6776.N1	22-APR-2011 06:15:46	Bright	38.000	39	85Eta UMa	1.8540	24000.	76	47807	No
85	GOM_NL_2PRFIN20110422_062345_00000473101_00379_47807_6777.N1	22-APR-2011 06:23:45	Bright	46.500	119	14Eta Dra	2.7270	4700.0	93	47807	No
86	GOM_NL_2PRFIN20110422_063316_00000393101_00379_47807_6778.N1	22-APR-2011 06:33:16	Bright	39.000	89	5Alp Cep	2.4510	8000.0	78	47807	No
87	GOM_NL_2PRFIN20110422_063829_00000543101_00379_47807_6779.N1	22-APR-2011 06:38:29	Bright	54.000	19	50Alp Cyg	1.2460	10500.	108	47807	No
88	GOM_NL_2PRFIN20110422_064020_00000643101_00379_47807_6780.N1	22-APR-2011 06:40:20	Bright	64.000	66	37Gam Cyg	2.2080	5900.0	128	47807	No
89	GOM_NL_2PRFIN20110422_064316_00000683101_00379_47807_6781.N1	22-APR-2011 06:43:16	Twi_and_stray	67.500	92	53Eps Cyg	2.5000	4500.0	135	47807	No
90	GOM_NL_2PRFIN20110422_065123_00000563101_00379_47807_6782.N1	22-APR-2011 06:51:23	Dark	55.500	61	8Eps Peg	2.1000	3900.0	111	47807	No
91	GOM_NL_2PRFIN20110422_065351_00000493101_00379_47807_6783.N1	22-APR-2011 06:53:51	Dark	49.000	162	34Alp Aqr	2.9440	5350.0	98	47807	No
92	GOM_NL_2PRFIN20110422_065652_00000523101_00379_47807_6784.N1	22-APR-2011 06:56:52	Dark	51.500	154	22Bet Aqr	2.8990	5700.0	103	47807	No
93	GOM_NL_2PRFIN20110422_071450_00000673101_00380_47808_6763.N1	22-APR-2011 07:14:50	Dark	67.000	103	38Zet Sgr	2.6000	9700.0	134	47808	No
94	GOM_NL_2PRFIN20110422_071803_00000713101_00380_47808_6764.N1	22-APR-2011 07:18:03	Dark	70.500	38	20Eps Sgr	1.8360	11000.	141	47808	No
95	GOM_NL_2PRFIN20110422_072130_00000583101_00380_47808_6765.N1	22-APR-2011 07:21:30	Straylight	57.500	25	35Lam Sco	1.6200	28000.	115	47808	No
96	GOM_NL_2PRFIN20110422_072505_00000693101_00380_47808_6766.N1	22-APR-2011 07:25:05	Straylight	68.500	75	26Eps Sco	2.2910	4250.0	137	47808	No
97	GOM_NL_2PRFIN20110422_072914_00000253101_00380_47808_6767.N1	22-APR-2011 07:29:14	Straylight	25.000	16	21Alp Sco	1.0200	3000.0	50	47808	No
98	GOM_NL_2PRFIN20110422_072957_00000413101_00380_47808_6768.N1	22-APR-2011 07:29:57	Twi_and_stray	41.000	156	20Sig Sco	2.9030	28000.	82	47808	No
99	GOM_NL_2PRFIN20110422_073157_00000703101_00380_47808_6769.N1	22-APR-2011 07:31:57	Twi_and_stray	70.000	80	7Del Sco	2.3160	30000.	140	47808	No
100	GOM_NL_2PRFIN20110422_073537_00000503101_00380_47808_6770.N1	22-APR-2011 07:35:37	Bright	50.000	122	9Alp2Lib	2.7470	9700.0	100	47808	No
101	GOM_NL_2PRFIN20110422_073818_00000593101_00380_47808_6771.N1	22-APR-2011 07:38:18	Bright	58.500	104	27Bet Lib	2.6140	13100.	117	47808	No

102	GOM_NL__2PRFIN20110422_074659_000000443101_00380_47808_6772.N1	22-APR-2011 07:46:59	Bright	43.500	111	8Eta Boo	2.6800	6000.0	87	47808	No
103	GOM_NL__2PRFIN20110422_075127_000000543101_00380_47808_6773.N1	22-APR-2011 07:51:27	Bright	54.000	83		2.3780	11000.	108	47808	No
104	GOM_NL__2PRFIN20110422_075416_000000453101_00380_47808_6774.N1	22-APR-2011 07:54:16	Bright	44.500	180	27Gam Boo	3.0400	8000.0	89	47808	No
105	GOM_NL__2PRFIN20110422_075559_000000403101_00380_47808_6775.N1	22-APR-2011 07:55:59	Bright	40.000	39	85Eta UMa	1.8540	24000.	80	47808	No
106	GOM_NL__2PRFIN20110422_080359_000000463101_00380_47808_6776.N1	22-APR-2011 08:03:59	Bright	46.000	119	14Eta Dra	2.7270	4700.0	92	47808	No
107	GOM_NL__2PRFIN20110422_081329_000000423101_00380_47808_6777.N1	22-APR-2011 08:13:29	Bright	41.500	89	5Alp Cep	2.4510	8000.0	83	47808	No
108	GOM_NL__2PRFIN20110422_081843_000000543101_00380_47808_6778.N1	22-APR-2011 08:18:43	Bright	54.000	19	50Alp Cyg	1.2460	10500.	108	47808	No
109	GOM_NL__2PRFIN20110422_082033_000000653101_00380_47808_6779.N1	22-APR-2011 08:20:33	Bright	64.500	66	37Gam Cyg	2.2080	5900.0	129	47808	No
110	GOM_NL__2PRFIN20110422_082330_000000673101_00380_47808_6780.N1	22-APR-2011 08:23:30	Twi_and_stray	67.000	92	53Eps Cyg	2.5000	4500.0	134	47808	No
111	GOM_NL__2PRFIN20110422_083138_000000563101_00380_47808_6781.N1	22-APR-2011 08:31:38	Dark	55.500	61	8Eps Peg	2.1000	3900.0	111	47808	No
112	GOM_NL__2PRFIN20110422_083406_000000513101_00380_47808_6782.N1	22-APR-2011 08:34:06	Dark	51.000	162	34Alp Aqr	2.9440	5350.0	102	47808	No
113	GOM_NL__2PRFIN20110422_083707_000000513101_00380_47808_6783.N1	22-APR-2011 08:37:07	Dark	50.500	154	22Bet Aqr	2.8990	5700.0	101	47808	No
114	GOM_NL__2PRFIN20110422_085506_000000683101_00381_47809_6763.N1	22-APR-2011 08:55:06	Dark	68.000	103	38Zet Sgr	2.6000	9700.0	136	47809	No
115	GOM_NL__2PRFIN20110422_085819_000000633101_00381_47809_6764.N1	22-APR-2011 08:58:19	Dark	62.500	38	20Eps Sgr	1.8360	11000.	125	47809	No
116	GOM_NL__2PRFIN20110422_090145_000000653101_00381_47809_6765.N1	22-APR-2011 09:01:45	Straylight	65.000	25	35Lam Sco	1.6200	28000.	130	47809	No
117	GOM_NL__2PRFIN20110422_090520_000000643101_00381_47809_6766.N1	22-APR-2011 09:05:20	Straylight	63.500	75	26Eps Sco	2.2910	4250.0	127	47809	No
118	GOM_NL__2PRFIN20110422_090929_000000253101_00381_47809_6767.N1	22-APR-2011 09:09:29	Straylight	25.000	16	21Alp Sco	1.0200	3000.0	50	47809	No
119	GOM_NL__2PRFIN20110422_091011_000000413101_00381_47809_6768.N1	22-APR-2011 09:10:11	Twi_and_stray	41.000	156	20Sig Sco	2.9030	28000.	82	47809	No
120	GOM_NL__2PRFIN20110422_091212_000000733101_00381_47809_6769.N1	22-APR-2011 09:12:12	Twi_and_stray	73.000	80	7Del Sco	2.3160	30000.	146	47809	No
121	GOM_NL__2PRFIN20110422_091551_000000503101_00381_47809_6770.N1	22-APR-2011 09:15:51	Bright	50.000	122	9Alp2Lib	2.7470	9700.0	100	47809	No
122	GOM_NL__2PRFIN20110422_091832_000000583101_00381_47809_6771.N1	22-APR-2011 09:18:32	Bright	57.500	104	27Bet Lib	2.6140	13100.	115	47809	No
123	GOM_NL__2PRFIN20110422_092713_000000513101_00381_47809_6772.N1	22-APR-2011 09:27:13	Bright	50.500	111	8Eta Boo	2.6800	6000.0	101	47809	No
124	GOM_NL__2PRFIN20110422_093140_000000503101_00381_47809_6773.N1	22-APR-2011 09:31:40	Bright	50.000	83		2.3780	11000.	100	47809	No
125	GOM_NL__2PRFIN20110422_093429_000000453101_00381_47809_6774.N1	22-APR-2011 09:34:29	Bright	45.000	180	27Gam Boo	3.0400	8000.0	90	47809	No
126	GOM_NL__2PRFIN20110422_093613_000000413101_00381_47809_6775.N1	22-APR-2011 09:36:13	Bright	40.500	39	85Eta UMa	1.8540	24000.	81	47809	No
127	GOM_NL__2PRFIN20110422_094412_000000453101_00381_47809_6776.N1	22-APR-2011 09:44:12	Bright	45.000	119	14Eta Dra	2.7270	4700.0	90	47809	No
128	GOM_NL__2PRFIN20110422_095343_000000403101_00381_47809_6777.N1	22-APR-2011 09:53:43	Bright	40.000	89	5Alp Cep	2.4510	8000.0	80	47809	No
129	GOM_NL__2PRFIN20110422_095857_000000523101_00381_47809_6778.N1	22-APR-2011 09:58:57	Bright	51.500	19	50Alp Cyg	1.2460	10500.	103	47809	No
130	GOM_NL__2PRFIN20110422_100047_000000603101_00381_47809_6779.N1	22-APR-2011 10:00:47	Bright	59.500	66	37Gam Cyg	2.2080	5900.0	119	47809	No
131	GOM_NL__2PRFIN20110422_100344_000000633101_00381_47809_6780.N1	22-APR-2011 10:03:44	Twi_and_stray	62.500	92	53Eps Cyg	2.5000	4500.0	125	47809	No
132	GOM_NL__2PRFIN20110422_101152_000000583101_00381_47809_6781.N1	22-APR-2011 10:11:52	Dark	57.500	61	8Eps Peg	2.1000	3900.0	115	47809	No
133	GOM_NL__2PRFIN20110422_101420_000000493101_00381_47809_6782.N1	22-APR-2011 10:14:20	Dark	49.000	162	34Alp Aqr	2.9440	5350.0	98	47809	No
134	GOM_NL__2PRFIN20110422_101721_000000583101_00381_47809_6783.N1	22-APR-2011 10:17:21	Dark	57.500	154	22Bet Aqr	2.8990	5700.0	115	47809	No
135	GOM_NL__2PRFIN20110422_103522_000000683101_00382_47810_6784.N1	22-APR-2011 10:35:22	Dark	68.000	103	38Zet Sgr	2.6000	9700.0	136	47810	No
136	GOM_NL__2PRFIN20110422_103834_000000663101_00382_47810_6785.N1	22-APR-2011 10:38:34	Dark	65.500	38	20Eps Sgr	1.8360	11000.	131	47810	No
137	GOM_NL__2PRFIN20110422_104200_000000633101_00382_47810_6786.N1	22-APR-2011 10:42:00	Straylight	63.000	25	35Lam Sco	1.6200	28000.	126	47810	No
138	GOM_NL__2PRFIN20110422_104534_000000703101_00382_47810_6787.N1	22-APR-2011 10:45:34	Straylight	70.000	75	26Eps Sco	2.2910	4250.0	140	47810	No
139	GOM_NL__2PRFIN20110422_104943_000000283101_00382_47810_6788.N1	22-APR-2011 10:49:43	Straylight	28.000	16	21Alp Sco	1.0200	3000.0	56	47810	No
140	GOM_NL__2PRFIN20110422_105226_000000723101_00382_47810_6789.N1	22-APR-2011 10:52:26	Twi_and_stray	72.000	80	7Del Sco	2.3160	30000.	144	47810	No
141	GOM_NL__2PRFIN20110422_105605_000000523101_00382_47810_6790.N1	22-APR-2011 10:56:05	Bright	51.500	122	9Alp2Lib	2.7470	9700.0	103	47810	No
142	GOM_NL__2PRFIN20110422_105845_000000583101_00382_47810_6791.N1	22-APR-2011 10:58:45	Bright	58.000	104	27Bet Lib	2.6140	13100.	116	47810	No
143	GOM_NL__2PRFIN20110422_110726_000000433101_00382_47810_6792.N1	22-APR-2011 11:07:26	Bright	42.500	111	8Eta Boo	2.6800	6000.0	85	47810	No
144	GOM_NL__2PRFIN20110422_111153_000000503101_00382_47810_6793.N1	22-APR-2011 11:11:53	Bright	49.500	83		2.3780	11000.	99	47810	No
145	GOM_NL__2PRFIN20110422_111443_000000473101_00382_47810_6794.N1	22-APR-2011 11:14:43	Bright	46.500	180	27Gam Boo	3.0400	8000.0	93	47810	No
146	GOM_NL__2PRFIN20110422_111627_000000423101_00382_47810_6795.N1	22-APR-2011 11:16:27	Bright	41.500	39	85Eta UMa	1.8540	24000.	83	47810	No
147	GOM_NL__2PRFIN20110422_112425_000000463101_00382_47810_6796.N1	22-APR-2011 11:24:25	Bright	46.000	119	14Eta Dra	2.7270	4700.0	92	47810	No
148	GOM_NL__2PRFIN20110422_113357_000000413101_00382_47810_6797.N1	22-APR-2011 11:33:57	Bright	41.000	89	5Alp Cep	2.4510	8000.0	82	47810	No
149	GOM_NL__2PRFIN20110422_113910_000000523101_00382_47810_6798.N1	22-APR-2011 11:39:10	Bright	52.000	19	50Alp Cyg	1.2460	10500.	104	47810	No
150	GOM_NL__2PRFIN20110422_114101_000000663101_00382_47810_6799.N1	22-APR-2011 11:41:01	Bright	66.000	66	37Gam Cyg	2.2080	5900.0	132	47810	No
151	GOM_NL__2PRFIN20110422_114358_000000683101_00382_47810_6800.N1	22-APR-2011 11:43:58	Twi_and_stray	67.500	92	53Eps Cyg	2.5000	4500.0	135	47810	No
152	GOM_NL__2PRFIN20110422_115206_000000563101_00382_47810_6801.N1	22-APR-2011 11:52:06	Dark	56.000	61	8Eps Peg	2.1000	3900.0	112	47810	No
153	GOM_NL__2PRFIN20110422_115434_000000503101_00382_47810_6802.N1	22-APR-2011 11:54:34	Dark	49.500	162	34Alp Aqr	2.9440	5350.0	99	47810	No
154	GOM_NL__2PRFIN20110422_115736_000000553101_00382_47810_6803.N1	22-APR-2011 11:57:36	Dark	55.000	154	22Bet Aqr	2.8990	5700.0	110	47810	No
155	GOM_NL__2PRFIN20110422_121537_000000703101_00383_47811_6705.N1	22-APR-2011 12:15:37	Dark	69.500	103	38Zet Sgr	2.6000	9700.0	139	47811	No
156	GOM_NL__2PRFIN20110422_121849_000000663101_00383_47811_6706.N1	22-APR-2011 12:18:49	Dark	66.000	38	20Eps Sgr	1.8360	11000.	132	47811	No
157	GOM_NL__2PRFIN20110422_122215_000000593101_00383_47811_6707.N1	22-APR-2011 12:22:15	Straylight	59.000	25	35Lam Sco	1.6200	28000.	118	47811	No
158	GOM_NL__2PRFIN20110422_122549_000000683101_00383_47811_6708.N1	22-APR-2011 12:25:49	Straylight	68.000	75	26Eps Sco	2.2910	4250.0	136	47811	No
159	GOM_NL__2PRFIN20110422_122958_000000283101_00383_47811_6709.N1	22-APR-2011 12:29:58	Straylight	28.000	16	21Alp Sco	1.0200	3000.0	56	47811	No
160	GOM_NL__2PRFIN20110422_123240_000000753101_00383_47811_6710.N1	22-APR-2011 12:32:40	Twi_and_stray	75.000	80	7Del Sco	2.3160	30000.	150	47811	No

161	GOM_NL__2PRFIN20110422_123619_00000503101_00383_47811_6711.N1	22-APR-2011 12:36:19	Bright	49.500	122	9Alp2Lib	2.7470	9700.0	99	47811	No
162	GOM_NL__2PRFIN20110422_123859_00000563101_00383_47811_6712.N1	22-APR-2011 12:38:59	Bright	55.500	104	27Bet Lib	2.6140	13100.	111	47811	No
163	GOM_NL__2PRFIN20110422_124740_00000623101_00383_47811_6713.N1	22-APR-2011 12:47:40	Bright	62.000	111	8Eta Boo	2.6800	6000.0	124	47811	No
164	GOM_NL__2PRFIN20110422_125206_00000533101_00383_47811_6714.N1	22-APR-2011 12:52:06	Bright	52.500	83		2.3780	11000.	105	47811	No
165	GOM_NL__2PRFIN20110422_125456_00000443101_00383_47811_6715.N1	22-APR-2011 12:54:56	Bright	44.000	180	27Gam Boo	3.0400	8000.0	88	47811	No
166	GOM_NL__2PRFIN20110422_125640_00000583101_00383_47811_6716.N1	22-APR-2011 12:56:40	Bright	58.000	39	85Eta UMa	1.8540	24000.	116	47811	No
167	GOM_NL__2PRFIN20110422_130438_00000443101_00383_47811_6717.N1	22-APR-2011 13:04:38	Bright	43.500	119	14Eta Dra	2.7270	4700.0	87	47811	No
168	GOM_NL__2PRFIN20110422_131411_00000413101_00383_47811_6718.N1	22-APR-2011 13:14:11	Bright	41.000	89	5Alp Cep	2.4510	8000.0	82	47811	No
169	GOM_NL__2PRFIN20110422_131924_00000743101_00383_47811_6719.N1	22-APR-2011 13:19:24	Bright	74.000	19	50Alp Cyg	1.2460	10500.	148	47811	No
170	GOM_NL__2PRFIN20110422_132115_00000623101_00383_47811_6720.N1	22-APR-2011 13:21:15	Bright	61.500	66	37Gam Cyg	2.2080	5900.0	123	47811	No
171	GOM_NL__2PRFIN20110422_132412_00000703101_00383_47811_6721.N1	22-APR-2011 13:24:12	Tw_i_and_stray	70.000	92	53Eps Cyg	2.5000	4500.0	140	47811	No
172	GOM_NL__2PRFIN20110422_133221_00000573101_00383_47811_6722.N1	22-APR-2011 13:32:21	Dark	56.500	61	8Eps Peg	2.1000	3900.0	113	47811	No
173	GOM_NL__2PRFIN20110422_133449_00000483101_00383_47811_6723.N1	22-APR-2011 13:34:49	Dark	47.500	162	34Alp Aqr	2.9440	5350.0	95	47811	No
174	GOM_NL__2PRFIN20110422_133751_00000553101_00383_47811_6724.N1	22-APR-2011 13:37:51	Dark	55.000	154	22Bet Aqr	2.8990	5700.0	110	47811	No
175	GOM_NL__2PRFIN20110422_135553_00000663101_00384_47812_6737.N1	22-APR-2011 13:55:53	Dark	65.500	103	38Zet Sgr	2.6000	9700.0	131	47812	No
176	GOM_NL__2PRFIN20110422_135905_00000633101_00384_47812_6738.N1	22-APR-2011 13:59:05	Dark	63.000	38	20Eps Sgr	1.8360	11000.	126	47812	No
177	GOM_NL__2PRFIN20110422_140230_00000683101_00384_47812_6739.N1	22-APR-2011 14:02:30	Straylight	67.500	25	35Lam Sco	1.6200	28000.	135	47812	No
178	GOM_NL__2PRFIN20110422_140604_00000653101_00384_47812_6740.N1	22-APR-2011 14:06:04	Straylight	64.500	75	26Eps Sco	2.2910	4250.0	129	47812	No
179	GOM_NL__2PRFIN20110422_141013_00000323101_00384_47812_6741.N1	22-APR-2011 14:10:13	Straylight	32.000	16	21Alp Sco	1.0200	3000.0	64	47812	No
180	GOM_NL__2PRFIN20110422_141255_00000713101_00384_47812_6742.N1	22-APR-2011 14:12:55	Tw_i_and_stray	70.500	80	7Del Sco	2.3160	30000.	141	47812	No
181	GOM_NL__2PRFIN20110422_141633_00000513101_00384_47812_6743.N1	22-APR-2011 14:16:33	Bright	51.000	122	9Alp2Lib	2.7470	9700.0	102	47812	No
182	GOM_NL__2PRFIN20110422_141913_00000583101_00384_47812_6744.N1	22-APR-2011 14:19:13	Bright	57.500	104	27Bet Lib	2.6140	13100.	115	47812	No
183	GOM_NL__2PRFIN20110422_142753_00000623101_00384_47812_6745.N1	22-APR-2011 14:27:53	Bright	62.000	111	8Eta Boo	2.6800	6000.0	124	47812	No
184	GOM_NL__2PRFIN20110422_143220_00000523101_00384_47812_6746.N1	22-APR-2011 14:32:20	Bright	52.000	83		2.3780	11000.	104	47812	No
185	GOM_NL__2PRFIN20110422_143509_00000673101_00384_47812_6747.N1	22-APR-2011 14:35:09	Bright	67.000	180	27Gam Boo	3.0400	8000.0	134	47812	No
186	GOM_NL__2PRFIN20110422_143654_00000393101_00384_47812_6748.N1	22-APR-2011 14:36:54	Bright	39.000	39	85Eta UMa	1.8540	24000.	78	47812	No
187	GOM_NL__2PRFIN20110422_144452_00000483101_00384_47812_6749.N1	22-APR-2011 14:44:52	Bright	47.500	119	14Eta Dra	2.7270	4700.0	95	47812	No
188	GOM_NL__2PRFIN20110422_145424_00000413101_00384_47812_6750.N1	22-APR-2011 14:54:24	Bright	40.500	89	5Alp Cep	2.4510	8000.0	81	47812	No
189	GOM_NL__2PRFIN20110422_145938_00000533101_00384_47812_6751.N1	22-APR-2011 14:59:38	Bright	53.000	19	50Alp Cyg	1.2460	10500.	106	47812	No
190	GOM_NL__2PRFIN20110422_150128_00000613101_00384_47812_6752.N1	22-APR-2011 15:01:28	Bright	61.000	66	37Gam Cyg	2.2080	5900.0	122	47812	No
191	GOM_NL__2PRFIN20110422_150426_00000683101_00384_47812_6753.N1	22-APR-2011 15:04:26	Tw_i_and_stray	67.500	92	53Eps Cyg	2.5000	4500.0	135	47812	No
192	GOM_NL__2PRFIN20110422_151236_00000543101_00384_47812_6754.N1	22-APR-2011 15:12:36	Dark	53.500	61	8Eps Peg	2.1000	3900.0	107	47812	No
193	GOM_NL__2PRFIN20110422_151503_00000473101_00384_47812_6755.N1	22-APR-2011 15:15:03	Dark	47.000	162	34Alp Aqr	2.9440	5350.0	94	47812	No
194	GOM_NL__2PRFIN20110422_151806_00000513101_00384_47812_6756.N1	22-APR-2011 15:18:06	Dark	50.500	154	22Bet Aqr	2.8990	5700.0	101	47812	No
195	GOM_NL__2PRFIN20110422_153609_00000683101_00385_47813_6785.N1	22-APR-2011 15:36:09	Dark	68.000	103	38Zet Sgr	2.6000	9700.0	136	47813	No
196	GOM_NL__2PRFIN20110422_153920_00000633101_00385_47813_6786.N1	22-APR-2011 15:39:20	Dark	63.000	38	20Eps Sgr	1.8360	11000.	126	47813	No
197	GOM_NL__2PRFIN20110422_154245_00000613101_00385_47813_6787.N1	22-APR-2011 15:42:45	Straylight	60.500	25	35Lam Sco	1.6200	28000.	121	47813	No
198	GOM_NL__2PRFIN20110422_154619_00000653101_00385_47813_6788.N1	22-APR-2011 15:46:19	Straylight	64.500	75	26Eps Sco	2.2910	4250.0	129	47813	No
199	GOM_NL__2PRFIN20110422_155027_00000323101_00385_47813_6789.N1	22-APR-2011 15:50:27	Straylight	31.500	16	21Alp Sco	1.0200	3000.0	63	47813	No
200	GOM_NL__2PRFIN20110422_155309_00000733101_00385_47813_6790.N1	22-APR-2011 15:53:09	Tw_i_and_stray	72.500	80	7Del Sco	2.3160	30000.	145	47813	No
201	GOM_NL__2PRFIN20110422_155647_00000503101_00385_47813_6791.N1	22-APR-2011 15:56:47	Bright	50.000	122	9Alp2Lib	2.7470	9700.0	100	47813	No
202	GOM_NL__2PRFIN20110422_155927_00000583101_00385_47813_6792.N1	22-APR-2011 15:59:27	Bright	58.000	104	27Bet Lib	2.6140	13100.	116	47813	No
203	GOM_NL__2PRFIN20110422_160807_00000623101_00385_47813_6793.N1	22-APR-2011 16:08:07	Bright	62.000	111	8Eta Boo	2.6800	6000.0	124	47813	No
204	GOM_NL__2PRFIN20110422_161232_00000513101_00385_47813_6794.N1	22-APR-2011 16:12:32	Bright	50.500	83		2.3780	11000.	101	47813	No
205	GOM_NL__2PRFIN20110422_161522_00000453101_00385_47813_6795.N1	22-APR-2011 16:15:22	Bright	45.000	180	27Gam Boo	3.0400	8000.0	90	47813	No
206	GOM_NL__2PRFIN20110422_161708_00000423101_00385_47813_6796.N1	22-APR-2011 16:17:08	Bright	41.500	39	85Eta UMa	1.8540	24000.	83	47813	No
207	GOM_NL__2PRFIN20110422_162505_00000453101_00385_47813_6797.N1	22-APR-2011 16:25:05	Bright	45.000	119	14Eta Dra	2.7270	4700.0	90	47813	No
208	GOM_NL__2PRFIN20110422_163438_00000413101_00385_47813_6798.N1	22-APR-2011 16:34:38	Bright	41.000	89	5Alp Cep	2.4510	8000.0	82	47813	No
209	GOM_NL__2PRFIN20110422_163951_00000533101_00385_47813_6799.N1	22-APR-2011 16:39:51	Bright	52.500	19	50Alp Cyg	1.2460	10500.	105	47813	No
210	GOM_NL__2PRFIN20110422_164142_00000613101_00385_47813_6800.N1	22-APR-2011 16:41:42	Bright	60.500	66	37Gam Cyg	2.2080	5900.0	121	47813	No
211	GOM_NL__2PRFIN20110422_164440_00000663101_00385_47813_6801.N1	22-APR-2011 16:44:40	Tw_i_and_stray	65.500	92	53Eps Cyg	2.5000	4500.0	131	47813	No
212	GOM_NL__2PRFIN20110422_165250_00000583101_00385_47813_6802.N1	22-APR-2011 16:52:50	Dark	57.500	61	8Eps Peg	2.1000	3900.0	115	47813	No
213	GOM_NL__2PRFIN20110422_165518_00000493101_00385_47813_6803.N1	22-APR-2011 16:55:18	Dark	49.000	162	34Alp Aqr	2.9440	5350.0	98	47813	No
214	GOM_NL__2PRFIN20110422_165821_00000553101_00385_47813_6804.N1	22-APR-2011 16:58:21	Dark	55.000	154	22Bet Aqr	2.8990	5700.0	110	47813	No
215	GOM_NL__2PRFIN20110422_171625_00000693101_00386_47814_6839.N1	22-APR-2011 17:16:25	Dark	68.500	103	38Zet Sgr	2.6000	9700.0	137	47814	No
216	GOM_NL__2PRFIN20110422_171936_00000643101_00386_47814_6840.N1	22-APR-2011 17:19:36	Dark	63.500	38	20Eps Sgr	1.8360	11000.	127	47814	No
217	GOM_NL__2PRFIN20110422_172300_00000603101_00386_47814_6841.N1	22-APR-2011 17:23:00	Straylight	59.500	25	35Lam Sco	1.6200	28000.	119	47814	No
218	GOM_NL__2PRFIN20110422_172634_00000703101_00386_47814_6842.N1	22-APR-2011 17:26:34	Straylight	70.000	75	26Eps Sco	2.2910	4250.0	140	47814	No
219	GOM_NL__2PRFIN20110422_173042_00000353101_00386_47814_6843.N1	22-APR-2011 17:30:42	Straylight	35.000	16	21Alp Sco	1.0200	3000.0	70	47814	No

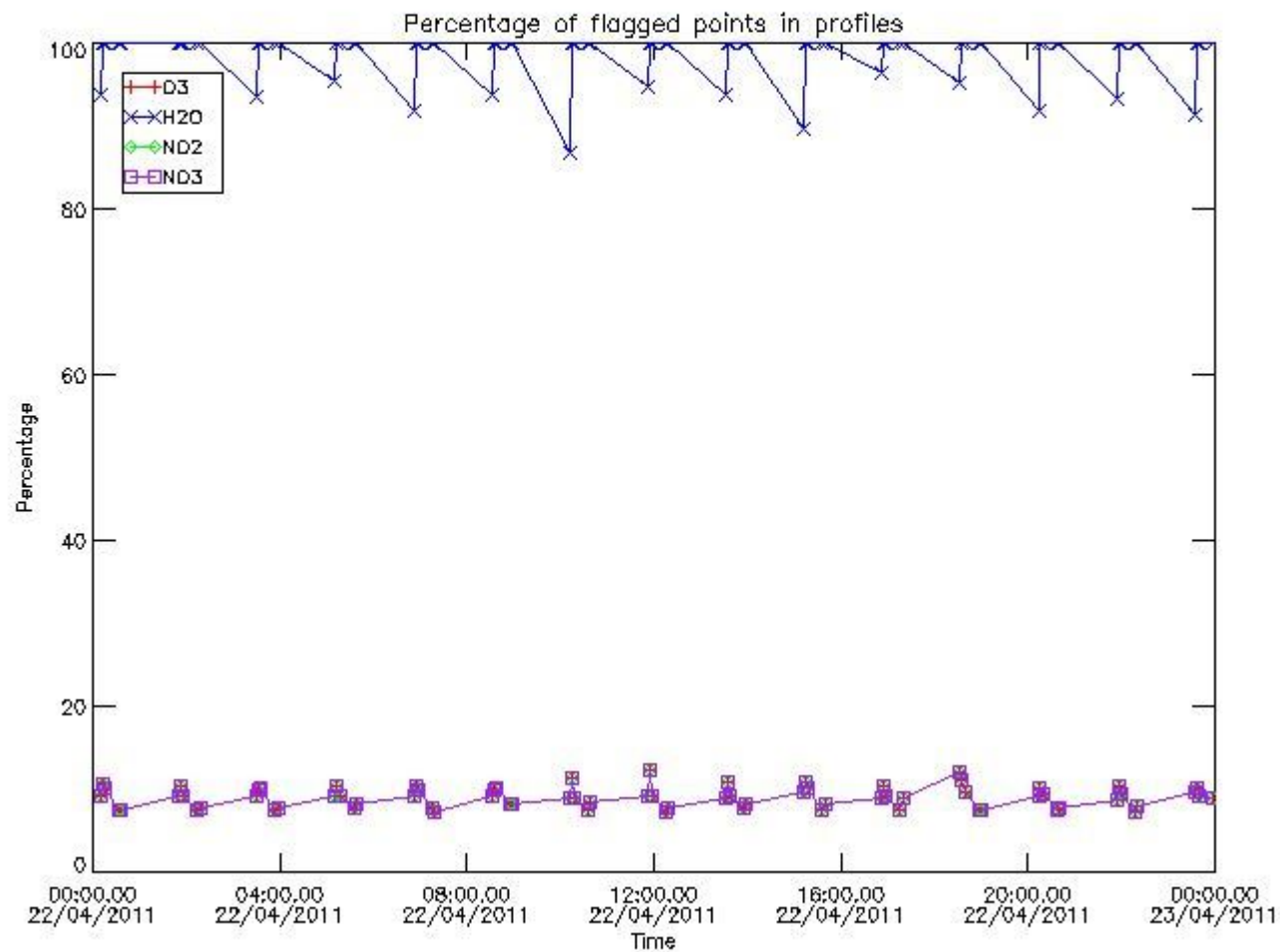
220	GOM_NL__2PRFIN20110422_173324_000000733101_00386_47814_6844.N1	22-APR-2011 17:33:24	Twilight	73.000	80	7Del Sco	2.3160	30000.	146	47814	No
221	GOM_NL__2PRFIN20110422_173702_000000483101_00386_47814_6845.N1	22-APR-2011 17:37:02	Bright	47.500	122	9Alp2Lib	2.7470	9700.0	95	47814	No
222	GOM_NL__2PRFIN20110422_173941_000000573101_00386_47814_6846.N1	22-APR-2011 17:39:41	Bright	56.500	104	27Bet Lib	2.6140	13100.	113	47814	No
223	GOM_NL__2PRFIN20110422_174821_000000623101_00386_47814_6847.N1	22-APR-2011 17:48:21	Bright	62.000	111	8Eta Boo	2.6800	6000.0	124	47814	No
224	GOM_NL__2PRFIN20110422_175246_000000533101_00386_47814_6848.N1	22-APR-2011 17:52:46	Bright	52.500	83		2.3780	11000.	105	47814	No
225	GOM_NL__2PRFIN20110422_175536_000000453101_00386_47814_6849.N1	22-APR-2011 17:55:36	Bright	44.500	180	27Gam Boo	3.0400	8000.0	89	47814	No
226	GOM_NL__2PRFIN20110422_175721_000000393101_00386_47814_6850.N1	22-APR-2011 17:57:21	Bright	38.500	39	85Eta UMa	1.8540	24000.	77	47814	No
227	GOM_NL__2PRFIN20110422_180518_000000463101_00386_47814_6851.N1	22-APR-2011 18:05:18	Bright	46.000	119	14Eta Dra	2.7270	4700.0	92	47814	No
228	GOM_NL__2PRFIN20110422_181452_000000423101_00386_47814_6852.N1	22-APR-2011 18:14:52	Bright	41.500	89	5Alp Cep	2.4510	8000.0	83	47814	No
229	GOM_NL__2PRFIN20110422_182005_000000533101_00386_47814_6853.N1	22-APR-2011 18:20:05	Bright	52.500	19	50Alp Cyg	1.2460	10500.	105	47814	No
230	GOM_NL__2PRFIN20110422_182156_000000553101_00386_47814_6854.N1	22-APR-2011 18:21:56	Bright	55.000	66	37Gam Cyg	2.2080	5900.0	110	47814	No
231	GOM_NL__2PRFIN20110422_182454_000000623101_00386_47814_6855.N1	22-APR-2011 18:24:54	Twilight	62.000	92	53Eps Cyg	2.5000	4500.0	124	47814	No
232	GOM_NL__2PRFIN20110422_183305_000000643101_00386_47814_6856.N1	22-APR-2011 18:33:05	Dark	63.500	61	8Eps Peg	2.1000	3900.0	127	47814	No
233	GOM_NL__2PRFIN20110422_183533_000000513101_00386_47814_6857.N1	22-APR-2011 18:35:33	Dark	50.500	162	34Alp Aqr	2.9440	5350.0	101	47814	No
234	GOM_NL__2PRFIN20110422_183836_000000533101_00386_47814_6858.N1	22-APR-2011 18:38:36	Dark	52.500	154	22Bet Aqr	2.8990	5700.0	105	47814	No
235	GOM_NL__2PRFIN20110422_185640_000000693101_00387_47815_6905.N1	22-APR-2011 18:56:40	Dark	68.500	103	38Zet Sgr	2.6000	9700.0	137	47815	No
236	GOM_NL__2PRFIN20110422_185951_000000693101_00387_47815_6906.N1	22-APR-2011 18:59:51	Dark	68.500	38	20Eps Sgr	1.8360	11000.	137	47815	No
237	GOM_NL__2PRFIN20110422_190316_000000663101_00387_47815_6907.N1	22-APR-2011 19:03:16	Straylight	66.000	25	35Lam Sco	1.6200	28000.	132	47815	No
238	GOM_NL__2PRFIN20110422_190649_000000633101_00387_47815_6908.N1	22-APR-2011 19:06:49	Straylight	62.500	75	26Eps Sco	2.2910	4250.0	125	47815	No
239	GOM_NL__2PRFIN20110422_191057_000000353101_00387_47815_6909.N1	22-APR-2011 19:10:57	Straylight	35.000	16	21Alp Sco	1.0200	3000.0	70	47815	No
240	GOM_NL__2PRFIN20110422_191338_000000723101_00387_47815_6910.N1	22-APR-2011 19:13:38	Twilight	71.500	80	7Del Sco	2.3160	30000.	143	47815	No
241	GOM_NL__2PRFIN20110422_191716_000000493101_00387_47815_6911.N1	22-APR-2011 19:17:16	Bright	48.500	122	9Alp2Lib	2.7470	9700.0	97	47815	No
242	GOM_NL__2PRFIN20110422_191955_000000573101_00387_47815_6912.N1	22-APR-2011 19:19:55	Bright	56.500	104	27Bet Lib	2.6140	13100.	113	47815	No
243	GOM_NL__2PRFIN20110422_192834_000000433101_00387_47815_6913.N1	22-APR-2011 19:28:34	Bright	42.500	111	8Eta Boo	2.6800	6000.0	85	47815	No
244	GOM_NL__2PRFIN20110422_193259_000000523101_00387_47815_6914.N1	22-APR-2011 19:32:59	Bright	52.000	83		2.3780	11000.	104	47815	No
245	GOM_NL__2PRFIN20110422_193549_000000453101_00387_47815_6915.N1	22-APR-2011 19:35:49	Bright	44.500	180	27Gam Boo	3.0400	8000.0	89	47815	No
246	GOM_NL__2PRFIN20110422_193735_000000403101_00387_47815_6916.N1	22-APR-2011 19:37:35	Bright	40.000	39	85Eta UMa	1.8540	24000.	80	47815	No
247	GOM_NL__2PRFIN20110422_194532_000000463101_00387_47815_6917.N1	22-APR-2011 19:45:32	Bright	46.000	119	14Eta Dra	2.7270	4700.0	92	47815	No
248	GOM_NL__2PRFIN20110422_195506_000000413101_00387_47815_6918.N1	22-APR-2011 19:55:06	Bright	40.500	89	5Alp Cep	2.4510	8000.0	81	47815	No
249	GOM_NL__2PRFIN20110422_200019_000000523101_00387_47815_6919.N1	22-APR-2011 20:00:19	Bright	52.000	19	50Alp Cyg	1.2460	10500.	104	47815	No
250	GOM_NL__2PRFIN20110422_200210_000000553101_00387_47815_6920.N1	22-APR-2011 20:02:10	Bright	55.000	66	37Gam Cyg	2.2080	5900.0	110	47815	No
251	GOM_NL__2PRFIN20110422_200508_000000673101_00387_47815_6921.N1	22-APR-2011 20:05:08	Twilight	67.000	92	53Eps Cyg	2.5000	4500.0	134	47815	No
252	GOM_NL__2PRFIN20110422_201319_000000563101_00387_47815_6922.N1	22-APR-2011 20:13:19	Dark	56.000	61	8Eps Peg	2.1000	3900.0	112	47815	No
253	GOM_NL__2PRFIN20110422_201547_000000513101_00387_47815_6923.N1	22-APR-2011 20:15:47	Dark	50.500	162	34Alp Aqr	2.9440	5350.0	101	47815	No
254	GOM_NL__2PRFIN20110422_201851_000000553101_00387_47815_6924.N1	22-APR-2011 20:18:51	Dark	54.500	154	22Bet Aqr	2.8990	5700.0	109	47815	No
255	GOM_NL__2PRFIN20110422_203656_000000693101_00388_47816_6920.N1	22-APR-2011 20:36:56	Dark	69.000	103	38Zet Sgr	2.6000	9700.0	138	47816	No
256	GOM_NL__2PRFIN20110422_204007_000000673101_00388_47816_6921.N1	22-APR-2011 20:40:07	Dark	66.500	38	20Eps Sgr	1.8360	11000.	133	47816	No
257	GOM_NL__2PRFIN20110422_204331_000000653101_00388_47816_6922.N1	22-APR-2011 20:43:31	Straylight	65.000	25	35Lam Sco	1.6200	28000.	130	47816	No
258	GOM_NL__2PRFIN20110422_204704_000000673101_00388_47816_6923.N1	22-APR-2011 20:47:04	Straylight	67.000	75	26Eps Sco	2.2910	4250.0	134	47816	No
259	GOM_NL__2PRFIN20110422_205112_000000383101_00388_47816_6924.N1	22-APR-2011 20:51:12	Straylight	38.000	16	21Alp Sco	1.0200	3000.0	76	47816	No
260	GOM_NL__2PRFIN20110422_205352_000000733101_00388_47816_6925.N1	22-APR-2011 20:53:52	Twilight	73.000	80	7Del Sco	2.3160	30000.	146	47816	No
261	GOM_NL__2PRFIN20110422_205730_000000483101_00388_47816_6926.N1	22-APR-2011 20:57:30	Bright	48.000	122	9Alp2Lib	2.7470	9700.0	96	47816	No
262	GOM_NL__2PRFIN20110422_210009_000000573101_00388_47816_6927.N1	22-APR-2011 21:00:09	Bright	57.000	104	27Bet Lib	2.6140	13100.	114	47816	No
263	GOM_NL__2PRFIN20110422_210848_000000423101_00388_47816_6928.N1	22-APR-2011 21:08:48	Bright	42.000	111	8Eta Boo	2.6800	6000.0	84	47816	No
264	GOM_NL__2PRFIN20110422_211312_000000523101_00388_47816_6929.N1	22-APR-2011 21:13:12	Bright	52.000	83		2.3780	11000.	104	47816	No
265	GOM_NL__2PRFIN20110422_211602_000000463101_00388_47816_6930.N1	22-APR-2011 21:16:02	Bright	46.000	180	27Gam Boo	3.0400	8000.0	92	47816	No
266	GOM_NL__2PRFIN20110422_211749_000000423101_00388_47816_6931.N1	22-APR-2011 21:17:49	Bright	41.500	39	85Eta UMa	1.8540	24000.	83	47816	No
267	GOM_NL__2PRFIN20110422_212545_000000463101_00388_47816_6932.N1	22-APR-2011 21:25:45	Bright	46.000	119	14Eta Dra	2.7270	4700.0	92	47816	No
268	GOM_NL__2PRFIN20110422_213519_000000423101_00388_47816_6933.N1	22-APR-2011 21:35:19	Bright	41.500	89	5Alp Cep	2.4510	8000.0	83	47816	No
269	GOM_NL__2PRFIN20110422_214033_000000533101_00388_47816_6934.N1	22-APR-2011 21:40:33	Bright	53.000	19	50Alp Cyg	1.2460	10500.	106	47816	No
270	GOM_NL__2PRFIN20110422_214224_000000503101_00388_47816_6935.N1	22-APR-2011 21:42:24	Bright	50.000	66	37Gam Cyg	2.2080	5900.0	100	47816	No
271	GOM_NL__2PRFIN20110422_214522_000000683101_00388_47816_6936.N1	22-APR-2011 21:45:22	Twilight	68.000	92	53Eps Cyg	2.5000	4500.0	136	47816	No
272	GOM_NL__2PRFIN20110422_215334_000000603101_00388_47816_6937.N1	22-APR-2011 21:53:34	Dark	59.500	61	8Eps Peg	2.1000	3900.0	119	47816	No
273	GOM_NL__2PRFIN20110422_215602_000000493101_00388_47816_6938.N1	22-APR-2011 21:56:02	Dark	49.000	162	34Alp Aqr	2.9440	5350.0	98	47816	No
274	GOM_NL__2PRFIN20110422_215905_000000553101_00388_47816_6939.N1	22-APR-2011 21:59:05	Dark	54.500	154	22Bet Aqr	2.8990	5700.0	109	47816	No
275	GOM_NL__2PRFIN20110422_221712_000000703101_00389_47817_6933.N1	22-APR-2011 22:17:12	Dark	69.500	103	38Zet Sgr	2.6000	9700.0	139	47817	No
276	GOM_NL__2PRFIN20110422_222022_000000653101_00389_47817_6934.N1	22-APR-2011 22:20:22	Dark	64.500	38	20Eps Sgr	1.8360	11000.	129	47817	No
277	GOM_NL__2PRFIN20110422_222346_000000613101_00389_47817_6935.N1	22-APR-2011 22:23:46	Straylight	60.500	25	35Lam Sco	1.6200	28000.	121	47817	No
278	GOM_NL__2PRFIN20110422_222719_000000653101_00389_47817_6936.N1	22-APR-2011 22:27:19	Straylight	65.000	75	26Eps Sco	2.2910	4250.0	130	47817	No

279	GOM_NL__2PRFIN20110422_223126_000000383101_00389_47817_6937.N1	22-APR-2011 22:31:26	Straylight	38.000	16	21Alp Sco	1.0200	3000.0	76	47817	No
280	GOM_NL__2PRFIN20110422_223407_000000683101_00389_47817_6938.N1	22-APR-2011 22:34:07	Twilight_stray	67.500	80	7Del Sco	2.3160	30000.	135	47817	No
281	GOM_NL__2PRFIN20110422_223743_000000503101_00389_47817_6939.N1	22-APR-2011 22:37:43	Bright	49.500	122	9Alp2Lib	2.7470	9700.0	99	47817	No
282	GOM_NL__2PRFIN20110422_224022_000000583101_00389_47817_6940.N1	22-APR-2011 22:40:22	Bright	57.500	104	27Bet Lib	2.6140	13100.	115	47817	No
283	GOM_NL__2PRFIN20110422_224902_000000623101_00389_47817_6941.N1	22-APR-2011 22:49:02	Bright	62.000	111	8Eta Boo	2.6800	6000.0	124	47817	No
284	GOM_NL__2PRFIN20110422_225326_000000503101_00389_47817_6942.N1	22-APR-2011 22:53:26	Bright	49.500	83		2.3780	11000.	99	47817	No
285	GOM_NL__2PRFIN20110422_225616_000000673101_00389_47817_6943.N1	22-APR-2011 22:56:16	Bright	67.000	180	27Gam Boo	3.0400	8000.0	134	47817	No
286	GOM_NL__2PRFIN20110422_225802_000000413101_00389_47817_6944.N1	22-APR-2011 22:58:02	Bright	40.500	39	85Eta UMa	1.8540	24000.	81	47817	No
287	GOM_NL__2PRFIN20110422_230558_000000473101_00389_47817_6945.N1	22-APR-2011 23:05:58	Bright	47.000	119	14Eta Dra	2.7270	4700.0	94	47817	No
288	GOM_NL__2PRFIN20110422_231533_000000393101_00389_47817_6946.N1	22-APR-2011 23:15:33	Bright	39.000	89	5Alp Cep	2.4510	8000.0	78	47817	No
289	GOM_NL__2PRFIN20110422_232046_000000533101_00389_47817_6947.N1	22-APR-2011 23:20:46	Bright	53.000	19	50Alp Cyg	1.2460	10500.	106	47817	No
290	GOM_NL__2PRFIN20110422_232237_000000503101_00389_47817_6948.N1	22-APR-2011 23:22:37	Bright	50.000	66	37Gam Cyg	2.2080	5900.0	100	47817	No
291	GOM_NL__2PRFIN20110422_232536_000000703101_00389_47817_6949.N1	22-APR-2011 23:25:36	Twilight_stray	69.500	92	53Eps Cyg	2.5000	4500.0	139	47817	No
292	GOM_NL__2PRFIN20110422_233349_000000533101_00389_47817_6950.N1	22-APR-2011 23:33:49	Dark	52.500	61	8Eps Peg	2.1000	3900.0	105	47817	No
293	GOM_NL__2PRFIN20110422_233616_000000503101_00389_47817_6951.N1	22-APR-2011 23:36:16	Dark	50.000	162	34Alp Aqr	2.9440	5350.0	100	47817	No
294	GOM_NL__2PRFIN20110422_233920_000000553101_00389_47817_6952.N1	22-APR-2011 23:39:20	Dark	55.000	154	22Bet Aqr	2.8990	5700.0	110	47817	No
295	GOM_NL__2PRFIN20110422_235728_000000693101_00390_47818_6947.N1	22-APR-2011 23:57:28	Dark	68.500	103	38Zet Sgr	2.6000	9700.0	137	47818	No

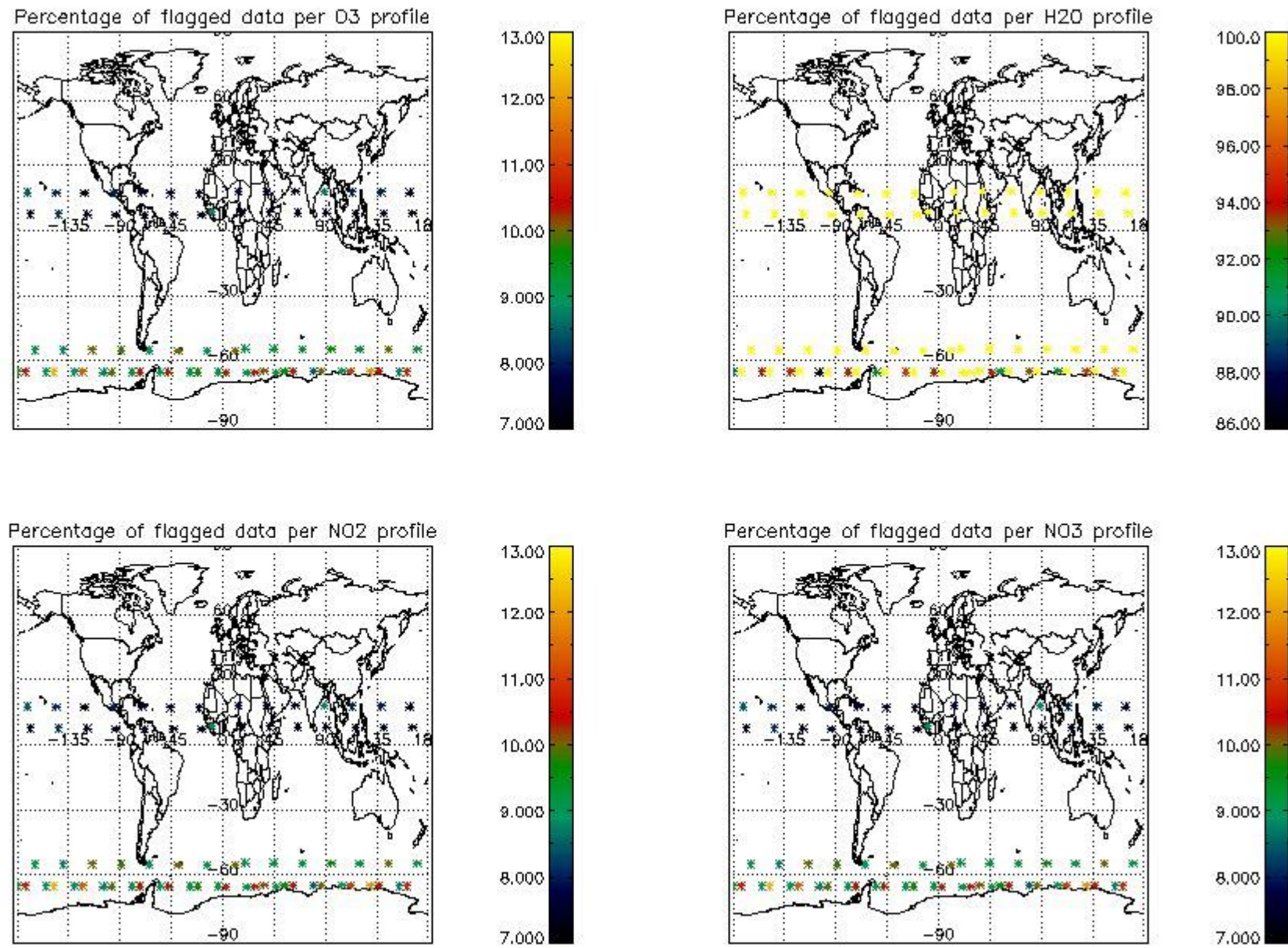
3. Quality information per product

In this section it is plotted some information contained in the Quality Summary data set of the level 2 products. Only products in dark limb conditions and without errors (error flag in the MPH set to "0") are used.

3.1 Plot quality information per product (time dependant)



3.2 Plot quality information per product (world map)

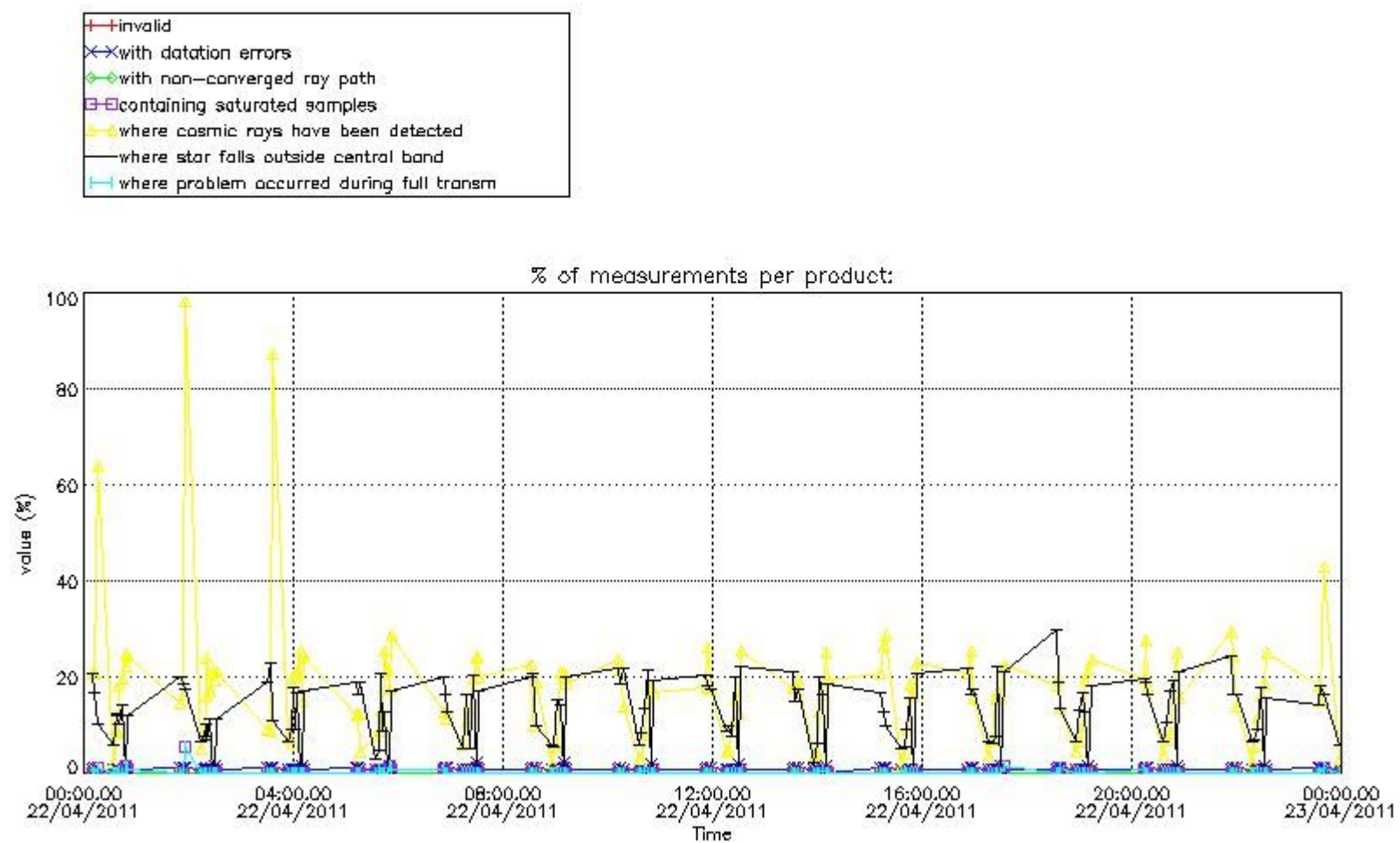


4. Level 1 quality information per product

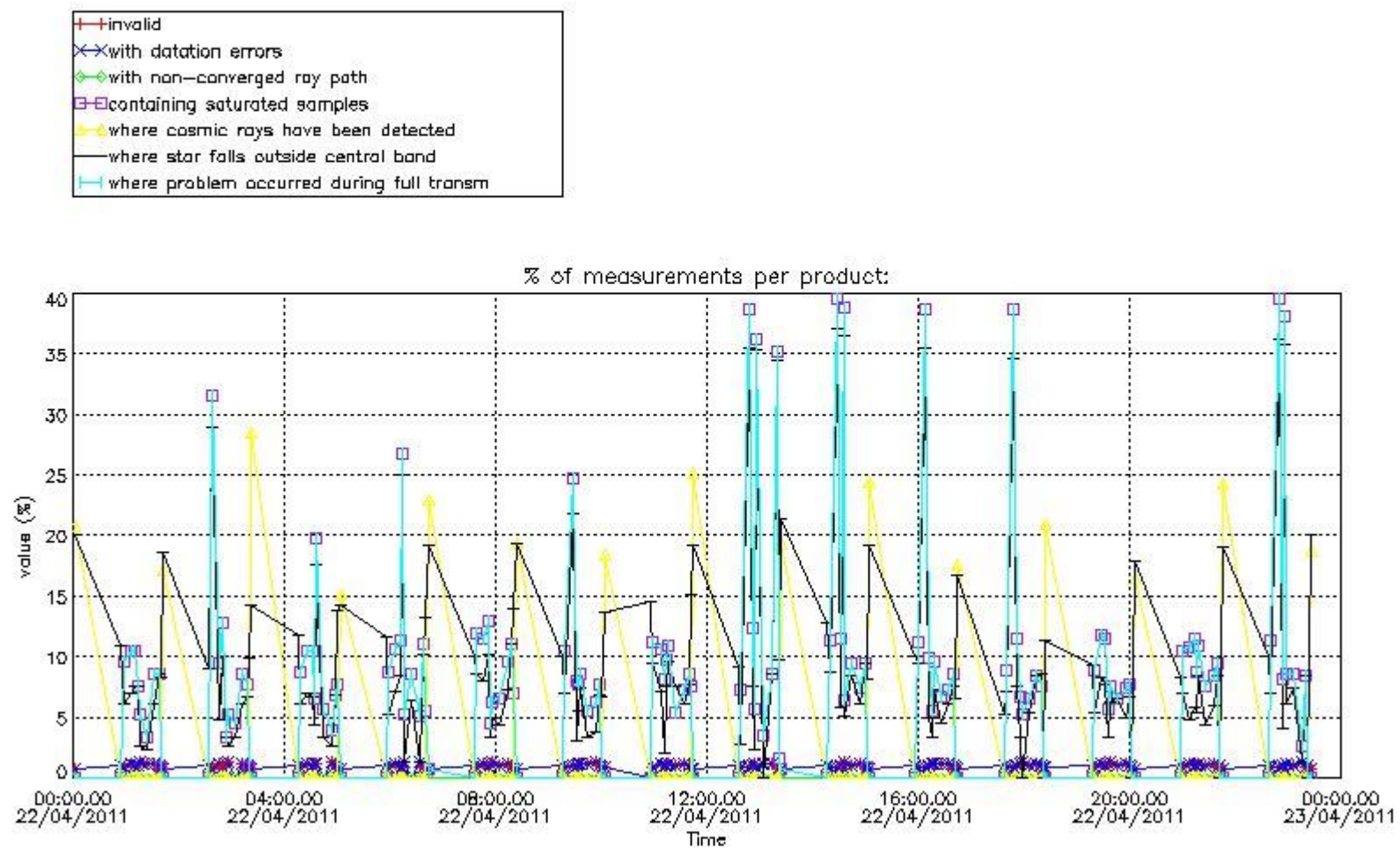
In this section it is plotted some information contained in the Quality Summary data set of the level 2 products that comes from the level 1b processing. Products without errors (error flag in the MPH set to "0") are used.

4.1 Plot quality information per product (time dependant) coming from level 1b processing

4.1.1 Plot level 1 quality information per product (time dependant): ENVISAT ASCENDING passes

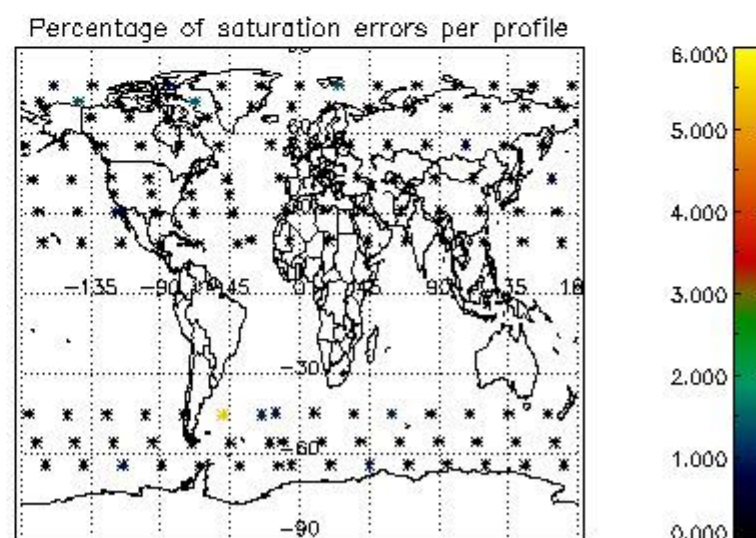
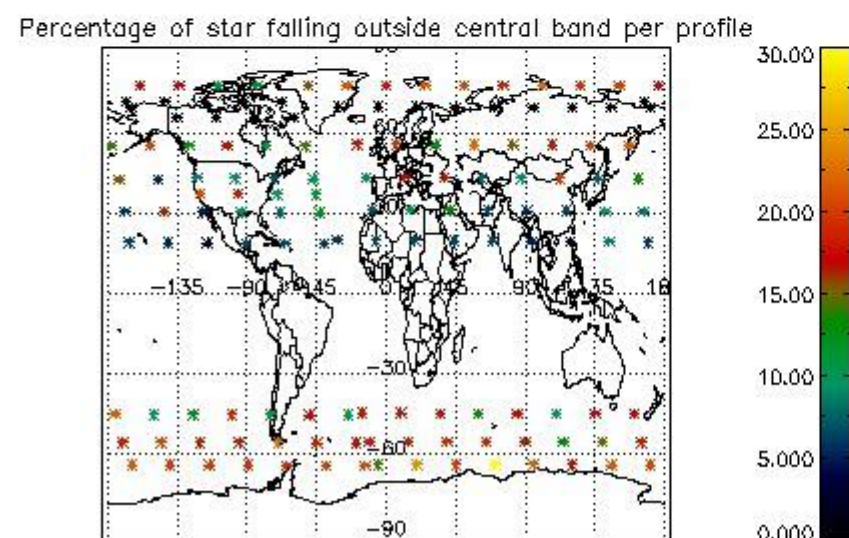
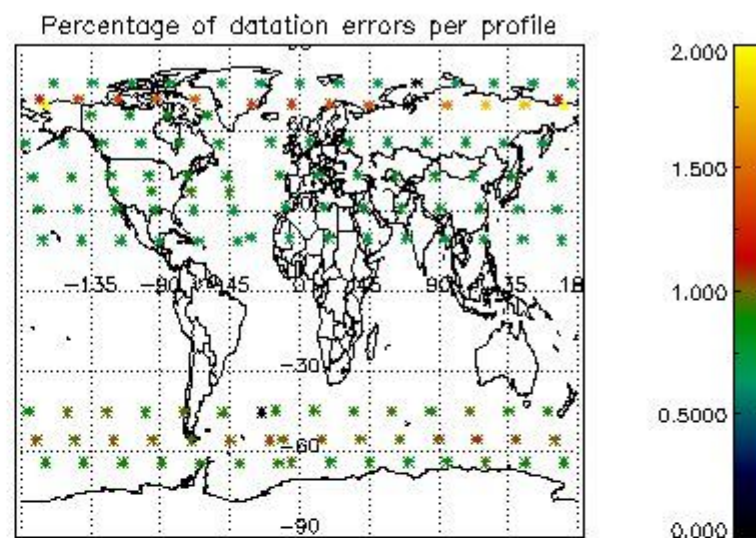
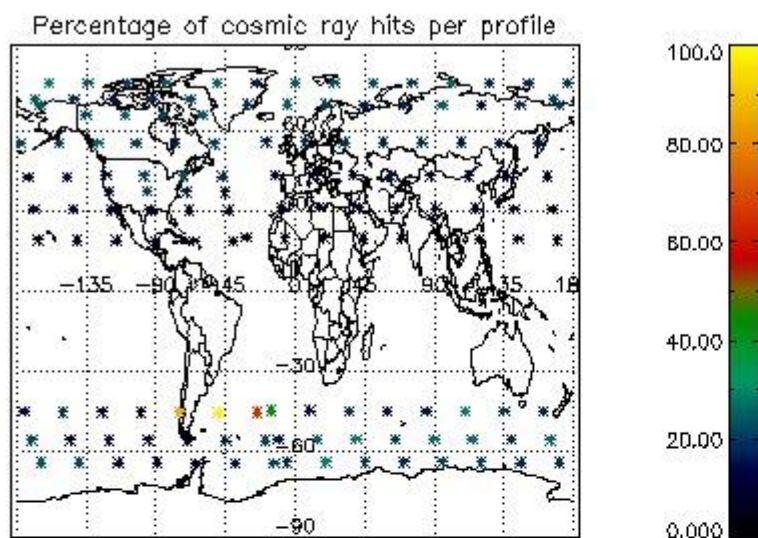


4.1.2 Plot level 1 quality information per product (time dependant): ENVI SAT DESCENDING passes

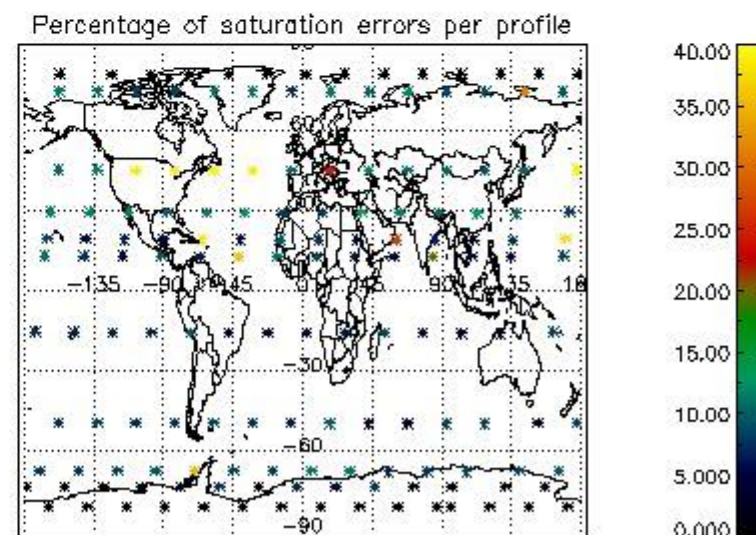
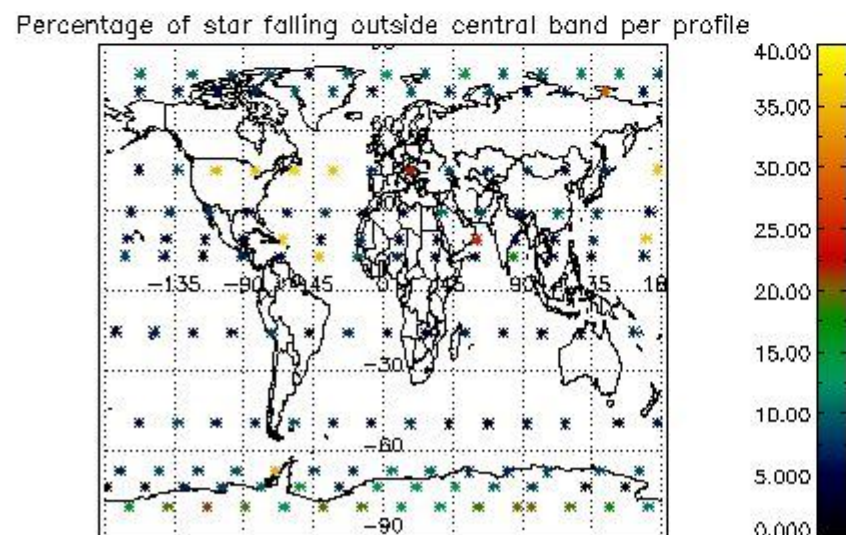
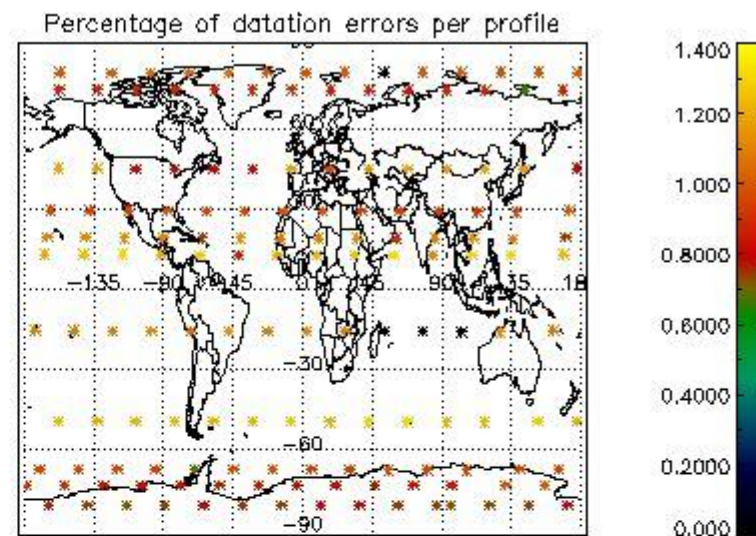
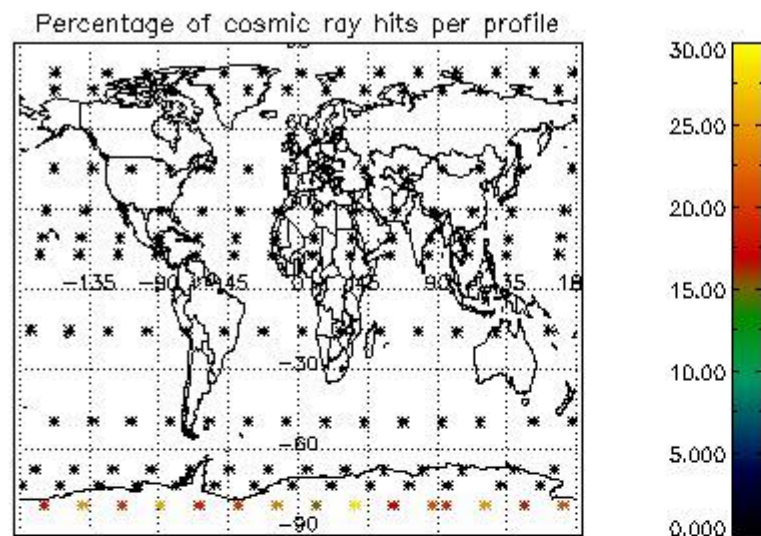


4.2 Plot quality information per product coming from level 1b processing (world map)

4.2.1 Plot level 1 quality information per product (world map): ENVISAT ASCENDING passes



4.2.2 Plot level 1 quality information per product (world map): ENVISAT DESCENDING passes



5. Trace gas profiles

5.1 Ozone statistics based on quality of products

The final quality of the products can be "measured" using the STD (Standard Deviation) attached to every point profile. This information is written to the parameter GOM_NL__2P/NL_LOCAL_SPECIES_DENSITY/o3_std of the level 2 products. The table below shows the statistics for given STD ranges.

The statistics are given with respect to the overall valid production:

- Products without fatal errors: GOM_NL__2P/MPH/PRODUCT_ERR=0
- Valid point profile: GOM_NL__2P/NL_LOCAL_SPECIES_DENSITY/pcd(0)=0

The 'Criteria' is applied to valid points of dark limb products:

- Products in dark limb illumination condition: GOM_NL__2P/NL_SUMMARY_QUALITY/obs_ill_cond=0
- Products without fatal errors: GOM_NL__2P/MPH/PRODUCT_ERR=0
- Valid point profile: GOM_NL__2P/NL_LOCAL_SPECIES_DENSITY/pcd(0)=0

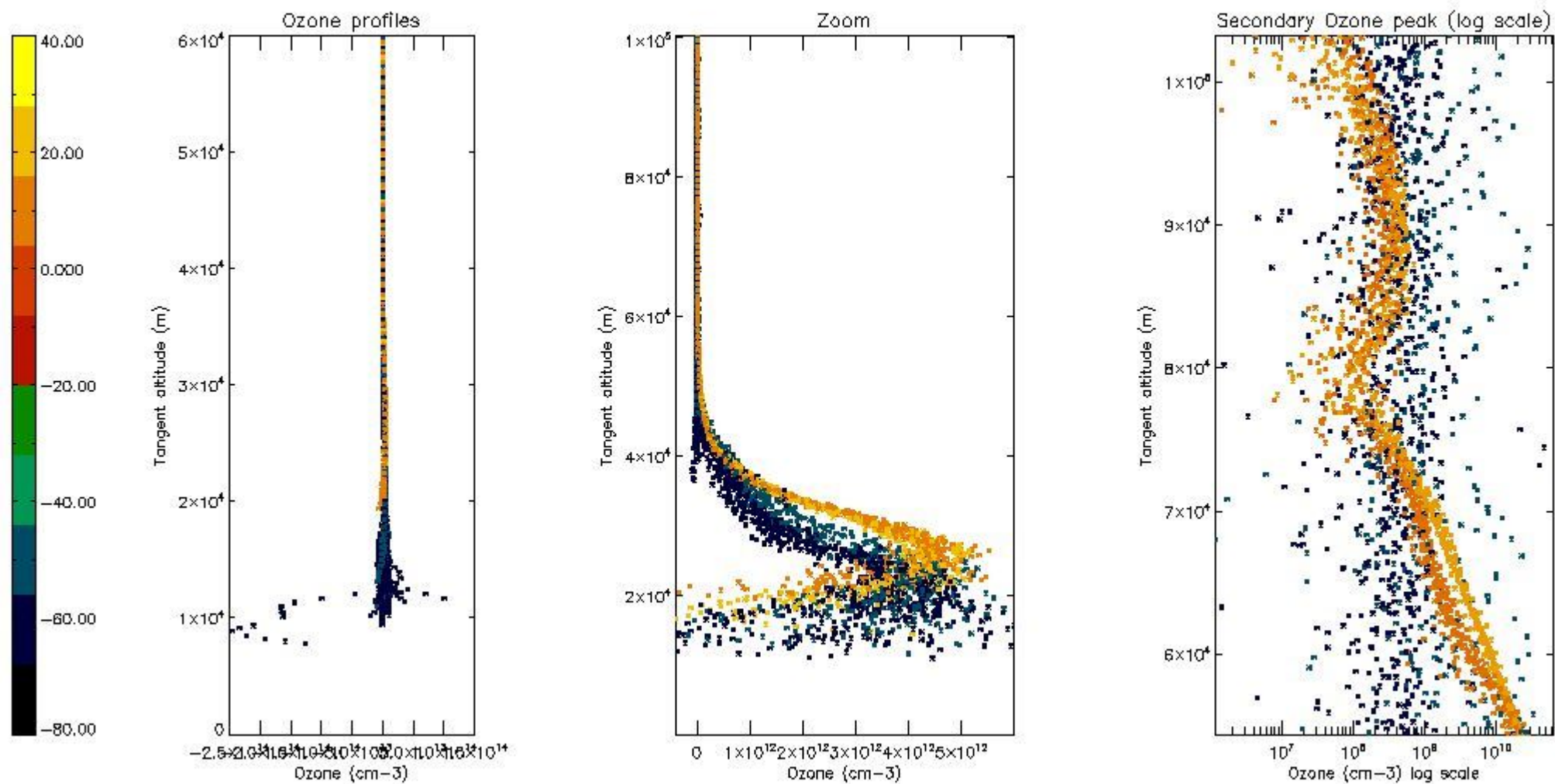
So, the table below shows the percentage of dark limb and valid observations for each criteria with respect to the overall valid daily observations.

Criteria	% of total production
All STD	27
STD < 20	10

STD < 10	6
STD < 5	3

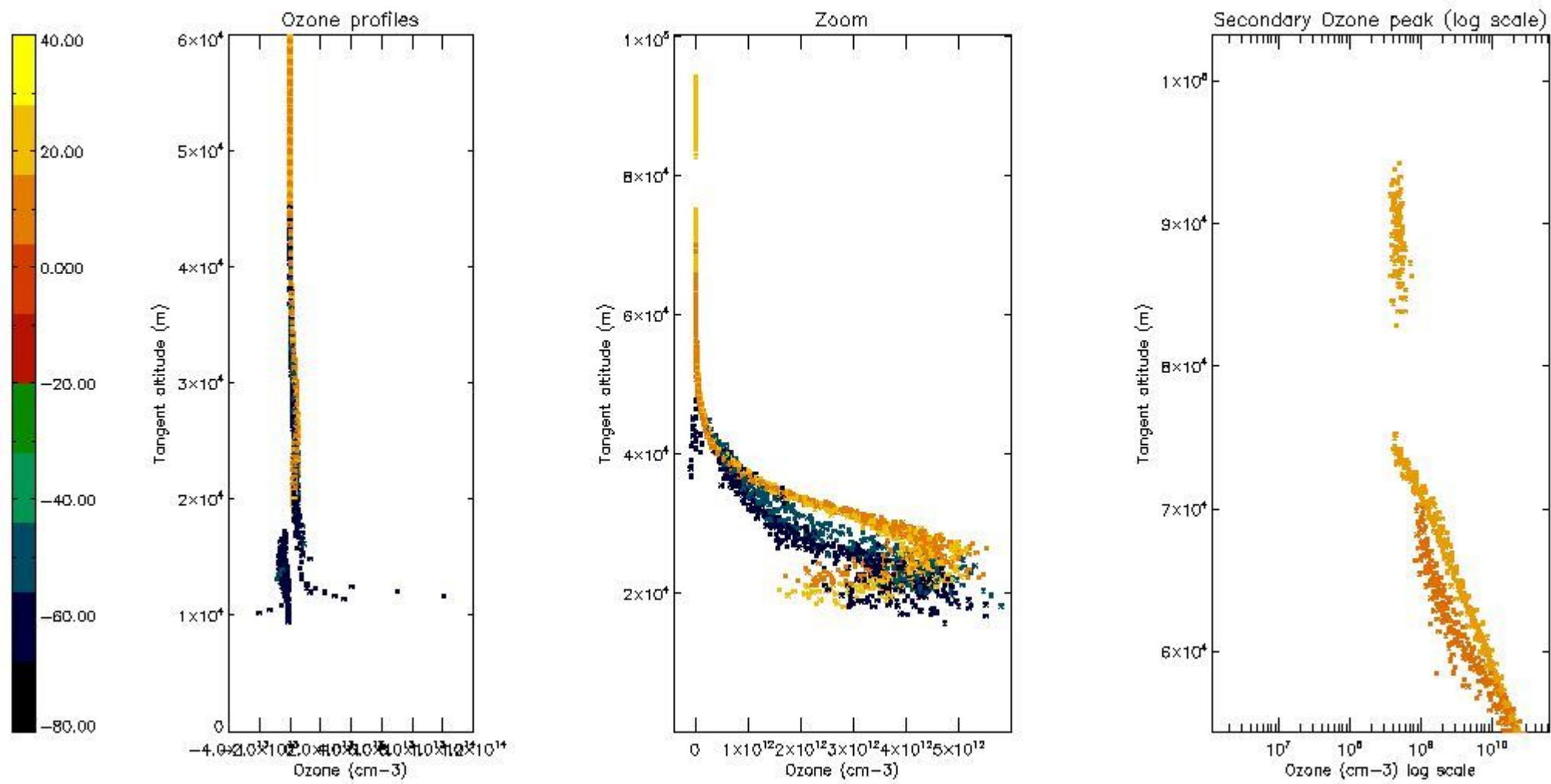
5.2 Plot ozone profiles for all STD (dark without errors)

The colorbar represents the latitude.



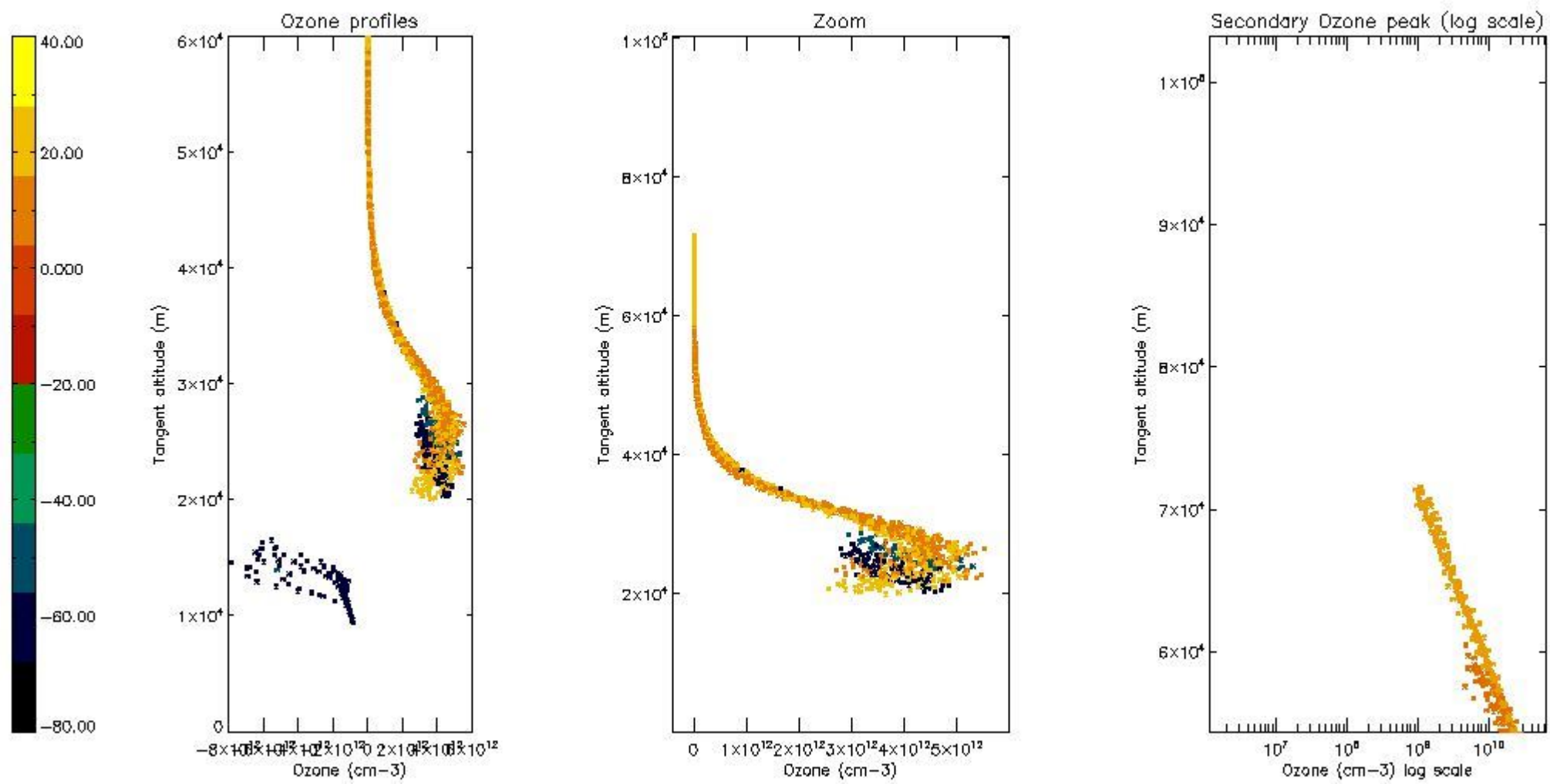
5.3 Plot ozone profiles where STD < 20% (dark without errors)

The colorbar represents the latitude.



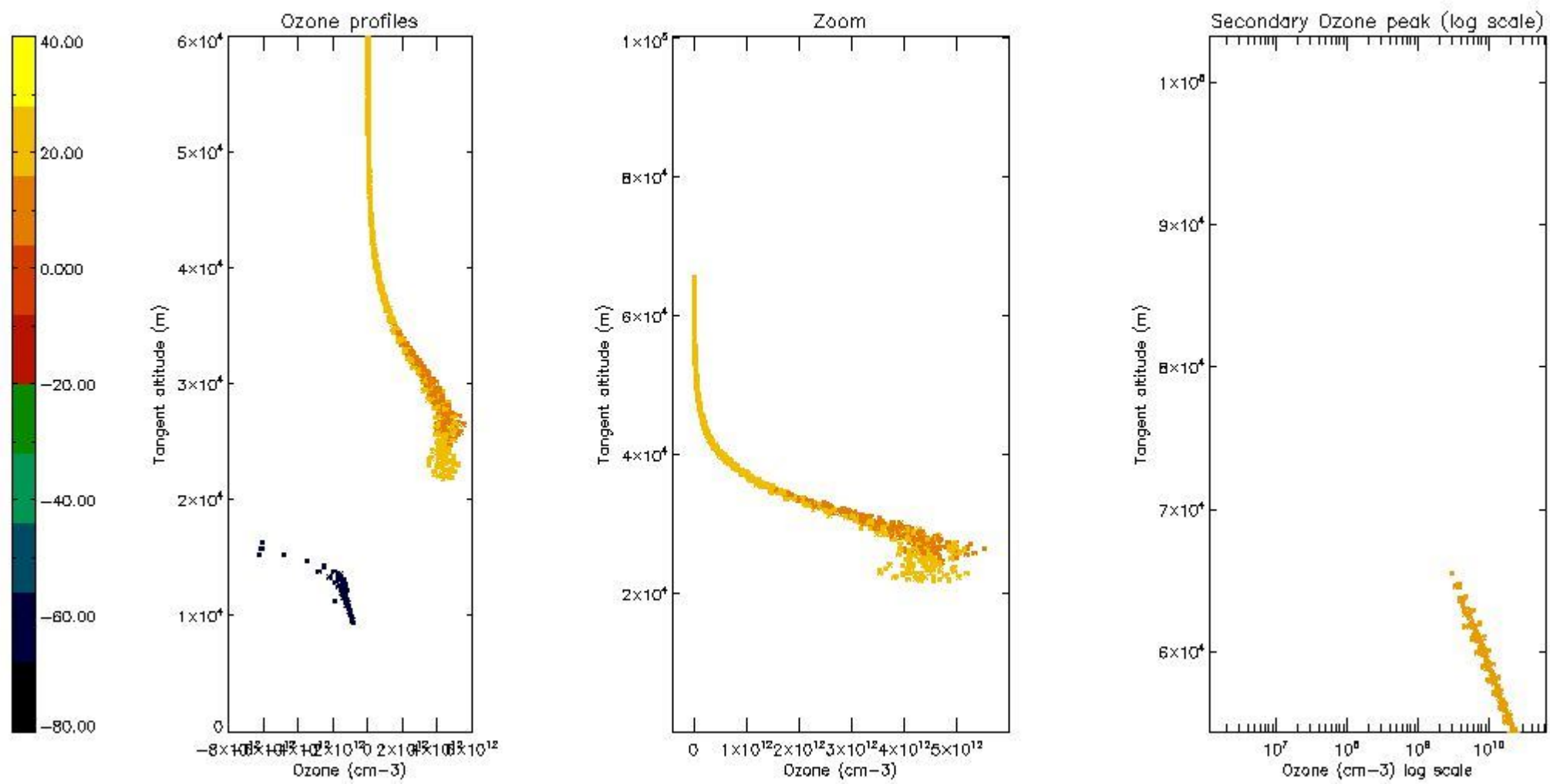
5.4 Plot ozone profiles where $STD < 10\%$ (dark without errors)

The colorbar represents the latitude.



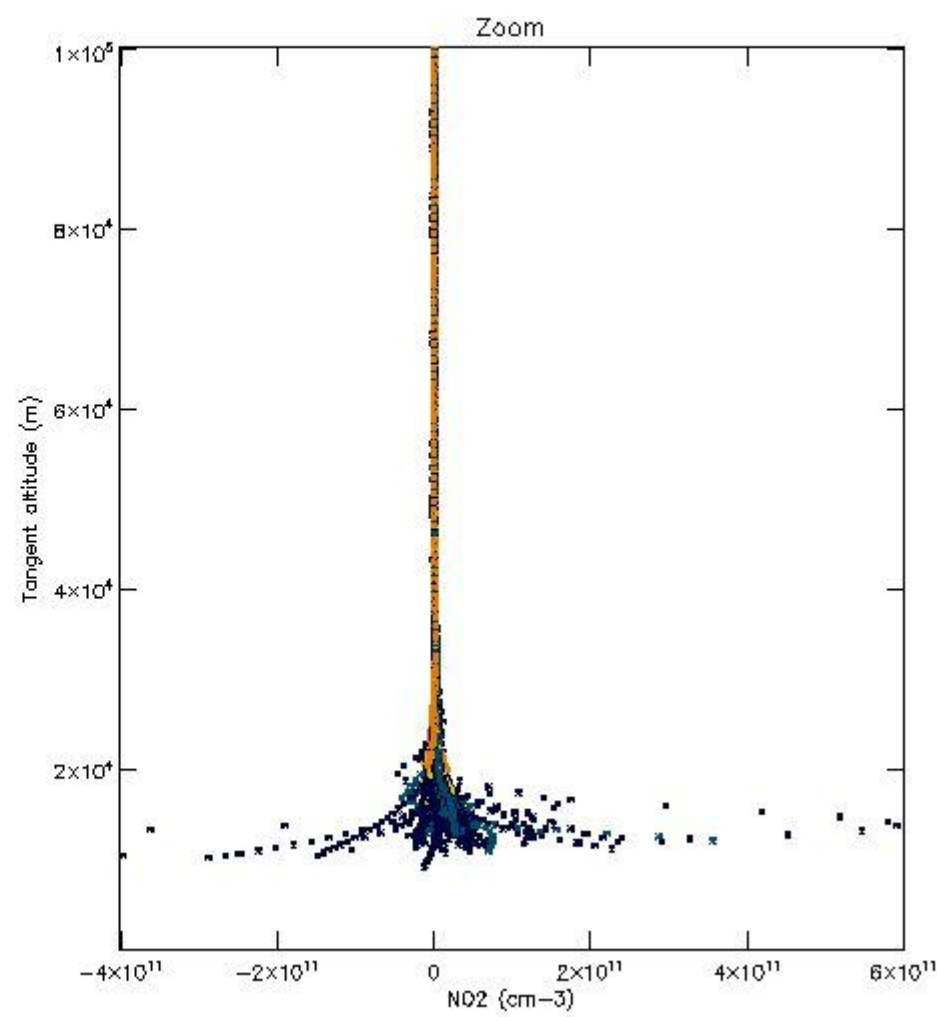
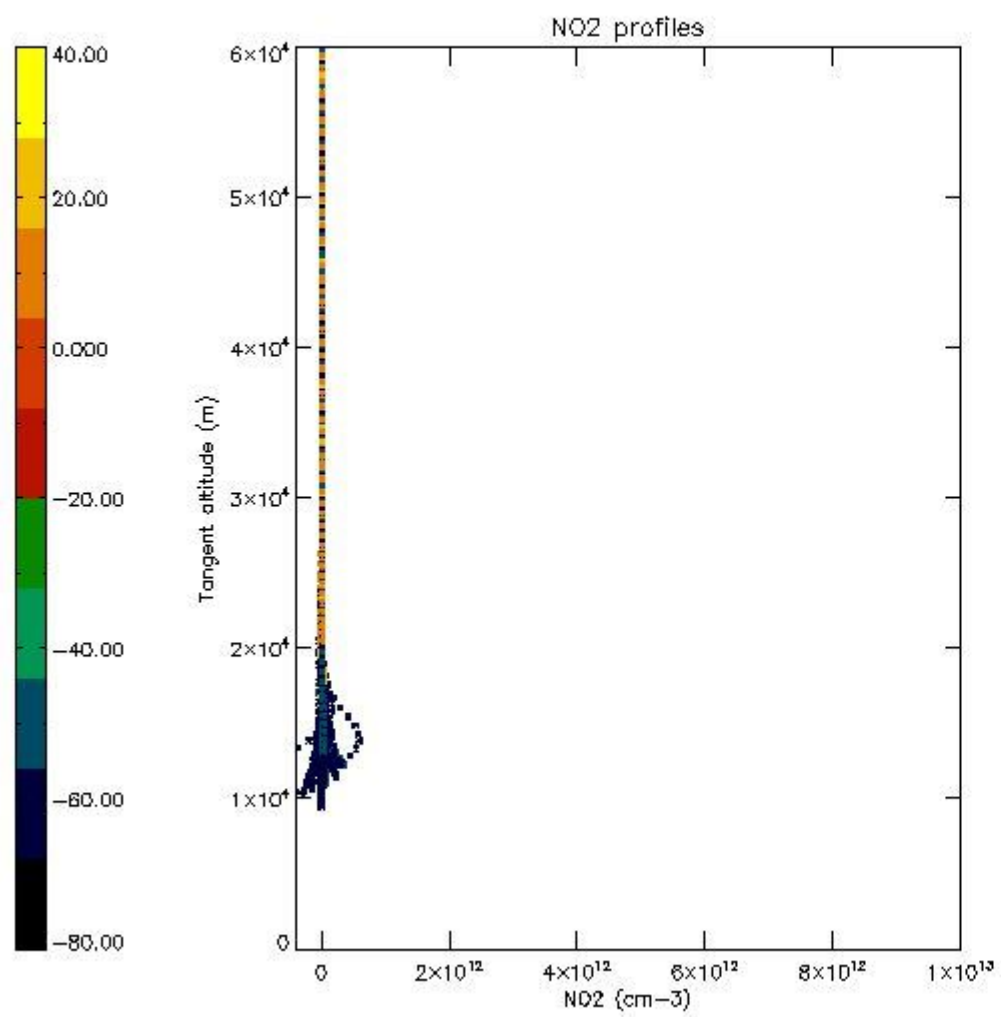
5.5 Plot ozone profiles where STD < 5% (dark without errors)

The colorbar represents the latitude.



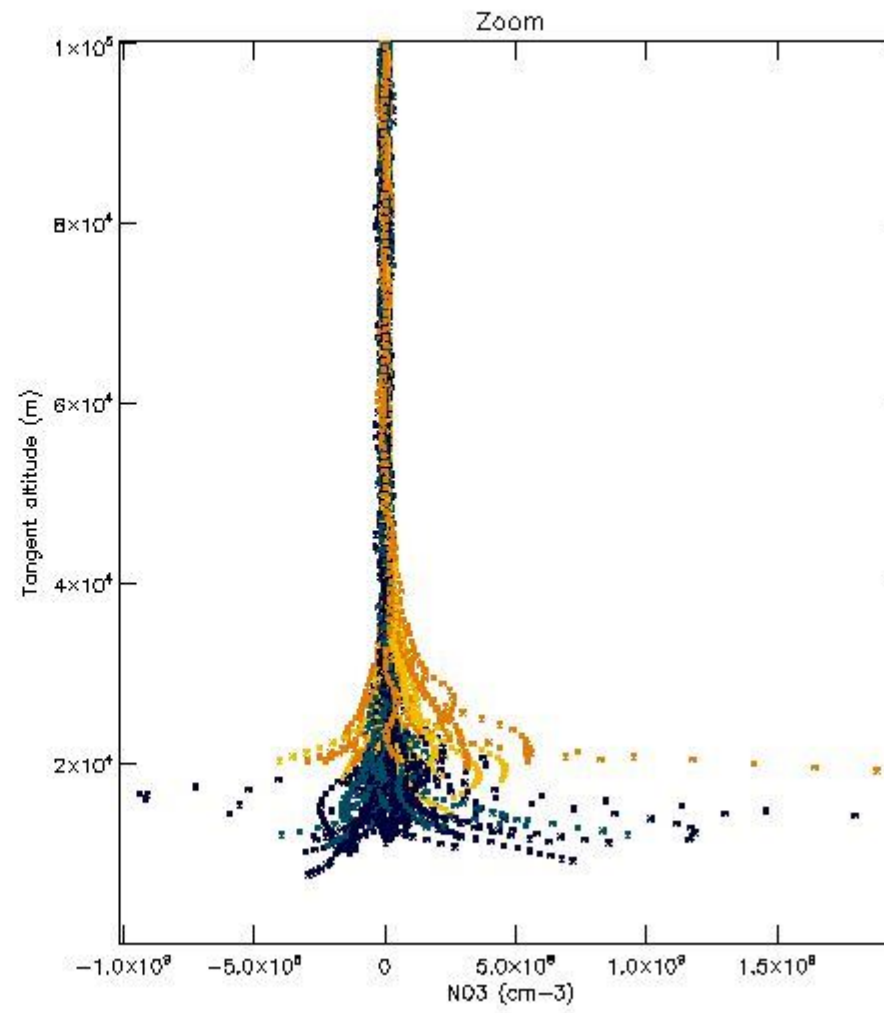
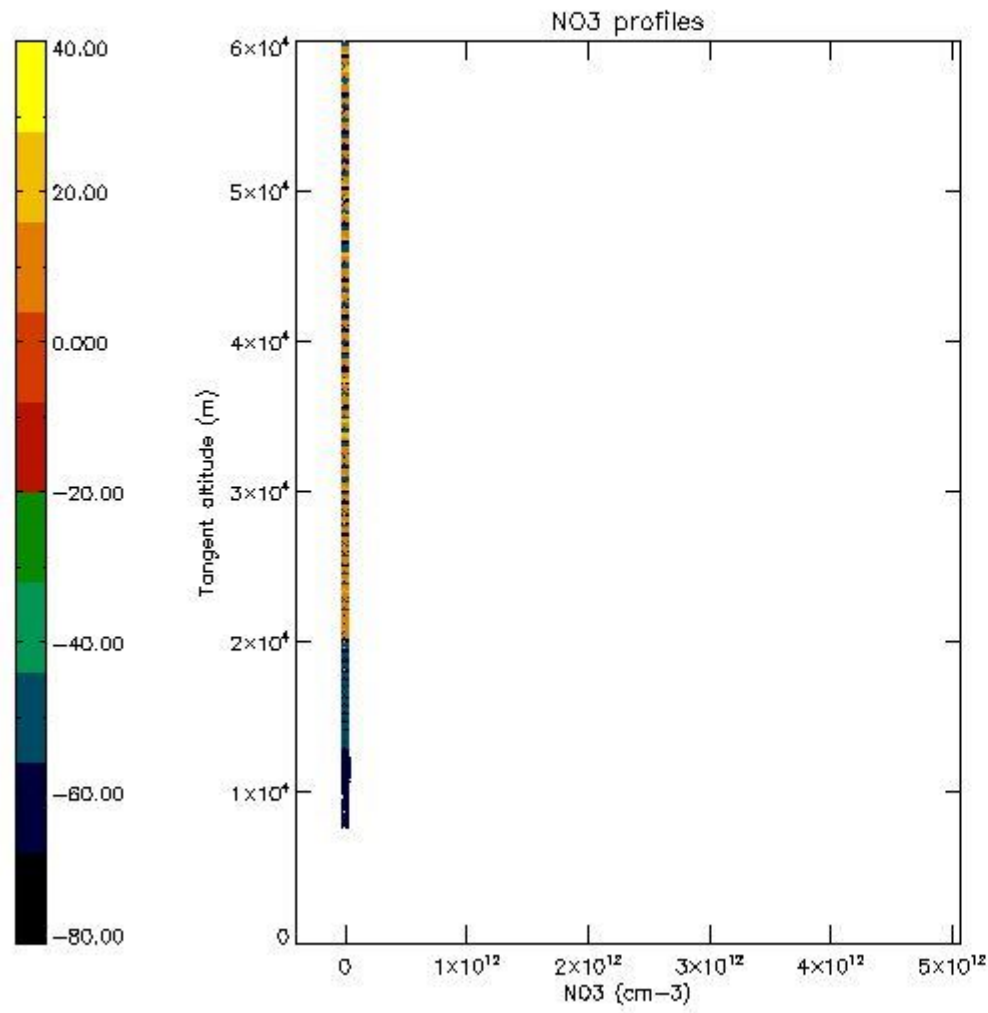
5.6 Plot NO₂ profiles for all STD (dark without errors)

The colorbar represents the latitude.



5.7 Plot NO3 profiles for all STD (dark without errors)

The colorbar represents the latitude.



6. Auxiliary Data Files used for the production reported in section 2

The number reported in the third column indicates since which file (see list in section 2) the corresponding auxiliary file has been used. The fourth column is the date of those product files.

Type	Auxiliary Filename	Used since product	Used since product date
INST_PHYS_CHARACTERISTICS	GOM_INS_AXVIEC20091111_143220_20030716_120000_20500101_000000	1	22-APR-2011 00:02:19
LEVEL-2_PROC_CONFIG	GOM_PR2_AXVIEC20091111_152718_20020301_000000_20500101_000000	1	22-APR-2011 00:02:19
CROSS_SECTIONS_FILE	GOM_CRS_AXVIEC20091111_154832_20020301_000000_20500101_000000	1	22-APR-2011 00:02:19

GOMOS Level 2 Daily Report

SUMMARY

[1. General Info](#)

[2. Summary of processed GOM_NL_2P products](#)

[3. Level 2 Quality information per product](#)

[3.1 Plot of level 2 quality information per product \(time dependant\)](#)

[3.2 Plot of level 2 quality information per product \(world map\)](#)

[4. Level 1 Quality information per product \(stored on level 2 products\)](#)

[4.1 Plot of level 1 quality information per product \(time dependant\)](#)

[4.1.1 Plot of level 1 quality information per product \(time dependant\): ASCENDING](#)

[4.1.2 Plot of level 1 quality information per product \(time dependant\): DESCENDING](#)

[4.2 Plot of level 1 quality information per product \(world map\)](#)

[4.2.1 Plot of level 1 quality information per product \(world map\): ASCENDING](#)

[4.2.2 Plot of level 1 quality information per product \(world map\): DESCENDING](#)

[5. Ozone profiles based on quality statistics and other trace gas profiles](#)

[5.1 Ozone statistics based on quality of products](#)

[5.2 Plot ozone profiles for all STD \(dark without errors\)](#)

[5.3 Plot ozone profiles where STD < 20% \(dark without errors\)](#)

[5.4. Plot ozone profiles where STD < 10% \(dark without errors\)](#)

[5.5. Plot ozone profiles where STD < 5% \(dark without errors\)](#)

[5.6 Plot NO2 profiles for all STD \(dark without errors\)](#)

[5.7 Plot NO3 profiles for all STD \(dark without errors\)](#)

[5.8 Plot H2O profiles \(only for occultations of stars 1,2,3,4,13,14,16,26,63 dark without errors\) for all STD](#)

[6. Auxiliary Data Files used for the production reported in section 2](#)

This report presents the daily analysis on parameters extracted from GOMOS level 2 data (GOM_NL__2P). It is intended to monitor some important parameters that will impact the quality of these products. A list of level 2 products (and content) that have arrived during the reporting day to the PCF is also given.

Item	Value
Time of report generation	24APR2013 12:43:47
Data source version	GOMOS/6.01
Start time of products	22-04-2011 (22APR2011 00:00:00)
Stop time of products	23-04-2011 (23APR2011 00:00:00)
Store outputs in DB	Yes
Nb of level 2 prods	295
Nb of prods with errors	0

2. Summary of processed GOM_NL__2P products.

Nr	Filename	UTC Start time	Limb	Duration	Star Id	Star Name	Star Mag	Star Temp	Nb Meas	Orbit	Prod. error
1	GOM_NL__2PRFIN20110422_000219_000000683101_00375_47803_6526.N1	22-APR-2011 00:02:19	Twilight	67.500	92	53Eps Cyg	2.5000	4500.0	135	47803	No
2	GOM_NL__2PRFIN20110422_001024_000000563101_00375_47803_6527.N1	22-APR-2011 00:10:24	Dark	55.500	61	8Eps Peg	2.1000	3900.0	111	47803	No
3	GOM_NL__2PRFIN20110422_001252_000000483101_00375_47803_6528.N1	22-APR-2011 00:12:52	Dark	48.000	162	34Alp Aqr	2.9440	5350.0	96	47803	No
4	GOM_NL__2PRFIN20110422_001552_000000503101_00375_47803_6529.N1	22-APR-2011 00:15:52	Dark	50.000	154	22Bet Aqr	2.8990	5700.0	100	47803	No
5	GOM_NL__2PRFIN20110422_003347_000000683101_00376_47804_6522.N1	22-APR-2011 00:33:47	Dark	67.500	103	38Zet Sgr	2.6000	9700.0	135	47804	No
6	GOM_NL__2PRFIN20110422_003701_000000683101_00376_47804_6523.N1	22-APR-2011 00:37:01	Dark	68.000	38	20Eps Sgr	1.8360	11000.	136	47804	No
7	GOM_NL__2PRFIN20110422_003858_000000553101_00376_47804_6524.N1	22-APR-2011 00:38:58	Straylight	54.500	40	The Sco	1.8590	7100.0	109	47804	No
8	GOM_NL__2PRFIN20110422_004038_000000603101_00376_47804_6525.N1	22-APR-2011 00:40:38	Straylight	60.000	115	34Ups Sco	2.6960	26000.	120	47804	No
9	GOM_NL__2PRFIN20110422_004405_000000643101_00376_47804_6526.N1	22-APR-2011 00:44:05	Straylight	63.500	75	26Eps Sco	2.2910	4250.0	127	47804	No
10	GOM_NL__2PRFIN20110422_004710_000000593101_00376_47804_6527.N1	22-APR-2011 00:47:10	Straylight	59.000	136	23Tau Sco	2.8220	30000.	118	47804	No
11	GOM_NL__2PRFIN20110422_004858_000000343101_00376_47804_6528.N1	22-APR-2011 00:48:58	Twilight	34.000	156	20Sig Sco	2.9030	28000.	68	47804	No
12	GOM_NL__2PRFIN20110422_005059_000000663101_00376_47804_6529.N1	22-APR-2011 00:50:59	Twilight	66.000	80	7Del Sco	2.3160	30000.	132	47804	No
13	GOM_NL__2PRFIN20110422_005440_000000513101_00376_47804_6530.N1	22-APR-2011 00:54:40	Bright	50.500	122	9Alp2Lib	2.7470	9700.0	101	47804	No
14	GOM_NL__2PRFIN20110422_005722_000000583101_00376_47804_6531.N1	22-APR-2011 00:57:22	Bright	57.500	104	27Bet Lib	2.6140	13100.	115	47804	No
15	GOM_NL__2PRFIN20110422_010604_000000433101_00376_47804_6532.N1	22-APR-2011 01:06:04	Bright	43.000	111	8Eta Boo	2.6800	6000.0	86	47804	No
16	GOM_NL__2PRFIN20110422_011034_000000533101_00376_47804_6533.N1	22-APR-2011 01:10:34	Bright	52.500	83		2.3780	11000.	105	47804	No
17	GOM_NL__2PRFIN20110422_011322_000000463101_00376_47804_6534.N1	22-APR-2011 01:13:22	Bright	46.000	180	27Gam Boo	3.0400	8000.0	92	47804	No
18	GOM_NL__2PRFIN20110422_011505_000000393101_00376_47804_6535.N1	22-APR-2011 01:15:05	Bright	38.500	39	85Eta UMa	1.8540	24000.	77	47804	No
19	GOM_NL__2PRFIN20110422_012305_000000443101_00376_47804_6536.N1	22-APR-2011 01:23:05	Bright	44.000	119	14Eta Dra	2.7270	4700.0	88	47804	No
20	GOM_NL__2PRFIN20110422_013234_000000413101_00376_47804_6537.N1	22-APR-2011 01:32:34	Bright	41.000	89	5Alp Cep	2.4510	8000.0	82	47804	No
21	GOM_NL__2PRFIN20110422_013748_000000533101_00376_47804_6538.N1	22-APR-2011 01:37:48	Bright	52.500	19	50Alp Cyg	1.2460	10500.	105	47804	No
22	GOM_NL__2PRFIN20110422_013938_000000603101_00376_47804_6539.N1	22-APR-2011 01:39:38	Bright	60.000	66	37Gam Cyg	2.2080	5900.0	120	47804	No
23	GOM_NL__2PRFIN20110422_014233_000000673101_00376_47804_6540.N1	22-APR-2011 01:42:33	Twilight	67.000	92	53Eps Cyg	2.5000	4500.0	134	47804	No
24	GOM_NL__2PRFIN20110422_015039_000000553101_00376_47804_6541.N1	22-APR-2011 01:50:39	Dark	55.000	61	8Eps Peg	2.1000	3900.0	110	47804	No
25	GOM_NL__2PRFIN20110422_015307_000000493101_00376_47804_6542.N1	22-APR-2011 01:53:07	Dark	49.000	162	34Alp Aqr	2.9440	5350.0	98	47804	No
26	GOM_NL__2PRFIN20110422_015607_000000553101_00376_47804_6543.N1	22-APR-2011 01:56:07	Dark	55.000	154	22Bet Aqr	2.8990	5700.0	110	47804	No
27	GOM_NL__2PRFIN20110422_021403_000000683101_00377_47805_6559.N1	22-APR-2011 02:14:03	Dark	68.000	103	38Zet Sgr	2.6000	9700.0	136	47805	No
28	GOM_NL__2PRFIN20110422_021716_000000663101_00377_47805_6560.N1	22-APR-2011 02:17:16	Dark	65.500	38	20Eps Sgr	1.8360	11000.	131	47805	No
29	GOM_NL__2PRFIN20110422_021913_000000543101_00377_47805_6561.N1	22-APR-2011 02:19:13	Straylight	53.500	40	The Sco	1.8590	7100.0	107	47805	No
30	GOM_NL__2PRFIN20110422_022053_000000583101_00377_47805_6562.N1	22-APR-2011 02:20:53	Straylight	58.000	115	34Ups Sco	2.6960	26000.	116	47805	No
31	GOM_NL__2PRFIN20110422_022420_000000623101_00377_47805_6563.N1	22-APR-2011 02:24:20	Straylight	62.000	75	26Eps Sco	2.2910	4250.0	124	47805	No
32	GOM_NL__2PRFIN20110422_022725_000000593101_00377_47805_6564.N1	22-APR-2011 02:27:25	Straylight	59.000	136	23Tau Sco	2.8220	30000.	118	47805	No
33	GOM_NL__2PRFIN20110422_022913_000000343101_00377_47805_6565.N1	22-APR-2011 02:29:13	Twilight	34.000	156	20Sig Sco	2.9030	28000.	68	47805	No
34	GOM_NL__2PRFIN20110422_023114_000000663101_00377_47805_6566.N1	22-APR-2011 02:31:14	Twilight	66.000	80	7Del Sco	2.3160	30000.	132	47805	No
35	GOM_NL__2PRFIN20110422_023454_000000503101_00377_47805_6567.N1	22-APR-2011 02:34:54	Bright	50.000	122	9Alp2Lib	2.7470	9700.0	100	47805	No
36	GOM_NL__2PRFIN20110422_023736_000000763101_00377_47805_6568.N1	22-APR-2011 02:37:36	Bright	76.000	104	27Bet Lib	2.6140	13100.	152	47805	No
37	GOM_NL__2PRFIN20110422_024618_000000423101_00377_47805_6569.N1	22-APR-2011 02:46:18	Bright	42.000	111	8Eta Boo	2.6800	6000.0	84	47805	No
38	GOM_NL__2PRFIN20110422_025047_000000553101_00377_47805_6570.N1	22-APR-2011 02:50:47	Bright	54.500	83		2.3780	11000.	109	47805	No
39	GOM_NL__2PRFIN20110422_025336_000000443101_00377_47805_6571.N1	22-APR-2011 02:53:36	Bright	44.000	180	27Gam Boo	3.0400	8000.0	88	47805	No
40	GOM_NL__2PRFIN20110422_025518_000000393101_00377_47805_6572.N1	22-APR-2011 02:55:18	Bright	38.500	39	85Eta UMa	1.8540	24000.	77	47805	No
41	GOM_NL__2PRFIN20110422_030318_000000453101_00377_47805_6573.N1	22-APR-2011 03:03:18	Bright	45.000	119	14Eta Dra	2.7270	4700.0	90	47805	No
42	GOM_NL__2PRFIN20110422_031248_000000413101_00377_47805_6574.N1	22-APR-2011 03:12:48	Bright	41.000	89	5Alp Cep	2.4510	8000.0	82	47805	No

43	GOM_NL__2PRFIN20110422_031801_00000523101_00377_47805_6575.N1	22-APR-2011 03:18:01	Bright	52.000	19	50Alp Cyg	1.2460	10500.	104	47805	No
44	GOM_NL__2PRFIN20110422_031952_00000613101_00377_47805_6576.N1	22-APR-2011 03:19:52	Bright	60.500	66	37Gam Cyg	2.2080	5900.0	121	47805	No
45	GOM_NL__2PRFIN20110422_032247_00000633101_00377_47805_6577.N1	22-APR-2011 03:22:47	Tw_i_and_stray	63.000	92	53Eps Cyg	2.5000	4500.0	126	47805	No
46	GOM_NL__2PRFIN20110422_033053_00000553101_00377_47805_6578.N1	22-APR-2011 03:30:53	Dark	55.000	61	8Eps Peg	2.1000	3900.0	110	47805	No
47	GOM_NL__2PRFIN20110422_033322_00000523101_00377_47805_6579.N1	22-APR-2011 03:33:22	Dark	52.000	162	34Alp Aqr	2.9440	5350.0	104	47805	No
48	GOM_NL__2PRFIN20110422_033622_00000513101_00377_47805_6580.N1	22-APR-2011 03:36:22	Dark	50.500	154	22Bet Aqr	2.8990	5700.0	101	47805	No
49	GOM_NL__2PRFIN20110422_035418_00000683101_00378_47806_6570.N1	22-APR-2011 03:54:18	Dark	68.000	103	38Zet Sgr	2.6000	9700.0	136	47806	No
50	GOM_NL__2PRFIN20110422_035732_00000663101_00378_47806_6571.N1	22-APR-2011 03:57:32	Dark	65.500	38	20Eps Sgr	1.8360	11000.	131	47806	No
51	GOM_NL__2PRFIN20110422_035928_00000593101_00378_47806_6572.N1	22-APR-2011 03:59:28	Straylight	58.500	40	The Sco	1.8590	7100.0	117	47806	No
52	GOM_NL__2PRFIN20110422_040108_00000603101_00378_47806_6573.N1	22-APR-2011 04:01:08	Straylight	59.500	115	34Ups Sco	2.6960	26000.	119	47806	No
53	GOM_NL__2PRFIN20110422_040435_00000663101_00378_47806_6574.N1	22-APR-2011 04:04:35	Straylight	65.500	75	26Eps Sco	2.2910	4250.0	131	47806	No
54	GOM_NL__2PRFIN20110422_040740_00000613101_00378_47806_6575.N1	22-APR-2011 04:07:40	Straylight	61.000	136	23Tau Sco	2.8220	30000.	122	47806	No
55	GOM_NL__2PRFIN20110422_040927_00000373101_00378_47806_6576.N1	22-APR-2011 04:09:27	Tw_i_and_stray	37.000	156	20Sig Sco	2.9030	28000.	74	47806	No
56	GOM_NL__2PRFIN20110422_041128_00000703101_00378_47806_6577.N1	22-APR-2011 04:11:28	Tw_i_and_stray	70.000	80	7Del Sco	2.3160	30000.	140	47806	No
57	GOM_NL__2PRFIN20110422_041509_00000513101_00378_47806_6578.N1	22-APR-2011 04:15:09	Bright	51.000	122	9Alp2Lib	2.7470	9700.0	102	47806	No
58	GOM_NL__2PRFIN20110422_041750_00000573101_00378_47806_6579.N1	22-APR-2011 04:17:50	Bright	57.000	104	27Bet Lib	2.6140	13100.	114	47806	No
59	GOM_NL__2PRFIN20110422_042631_00000433101_00378_47806_6580.N1	22-APR-2011 04:26:31	Bright	43.000	111	8Eta Boo	2.6800	6000.0	86	47806	No
60	GOM_NL__2PRFIN20110422_043100_00000533101_00378_47806_6581.N1	22-APR-2011 04:31:00	Bright	52.500	83		2.3780	11000.	105	47806	No
61	GOM_NL__2PRFIN20110422_043349_00000463101_00378_47806_6582.N1	22-APR-2011 04:33:49	Bright	45.500	180	27Gam Boo	3.0400	8000.0	91	47806	No
62	GOM_NL__2PRFIN20110422_043532_00000463101_00378_47806_6583.N1	22-APR-2011 04:35:32	Bright	45.500	39	85Eta UMa	1.8540	24000.	91	47806	No
63	GOM_NL__2PRFIN20110422_044332_00000453101_00378_47806_6584.N1	22-APR-2011 04:43:32	Bright	44.500	119	14Eta Dra	2.7270	4700.0	89	47806	No
64	GOM_NL__2PRFIN20110422_045302_00000393101_00378_47806_6585.N1	22-APR-2011 04:53:02	Bright	38.500	89	5Alp Cep	2.4510	8000.0	77	47806	No
65	GOM_NL__2PRFIN20110422_045815_00000513101_00378_47806_6586.N1	22-APR-2011 04:58:15	Bright	51.000	19	50Alp Cyg	1.2460	10500.	102	47806	No
66	GOM_NL__2PRFIN20110422_050006_00000653101_00378_47806_6587.N1	22-APR-2011 05:00:06	Bright	65.000	66	37Gam Cyg	2.2080	5900.0	130	47806	No
67	GOM_NL__2PRFIN20110422_050302_00000633101_00378_47806_6588.N1	22-APR-2011 05:03:02	Tw_i_and_stray	63.000	92	53Eps Cyg	2.5000	4500.0	126	47806	No
68	GOM_NL__2PRFIN20110422_051108_00000553101_00378_47806_6589.N1	22-APR-2011 05:11:08	Dark	55.000	61	8Eps Peg	2.1000	3900.0	110	47806	No
69	GOM_NL__2PRFIN20110422_051336_00000493101_00378_47806_6590.N1	22-APR-2011 05:13:36	Dark	49.000	162	34Alp Aqr	2.9440	5350.0	98	47806	No
70	GOM_NL__2PRFIN20110422_051637_00000563101_00378_47806_6591.N1	22-APR-2011 05:16:37	Dark	56.000	154	22Bet Aqr	2.8990	5700.0	112	47806	No
71	GOM_NL__2PRFIN20110422_053434_00000673101_00379_47807_6763.N1	22-APR-2011 05:34:34	Dark	66.500	103	38Zet Sgr	2.6000	9700.0	133	47807	No
72	GOM_NL__2PRFIN20110422_053748_00000633101_00379_47807_6764.N1	22-APR-2011 05:37:48	Dark	63.000	38	20Eps Sgr	1.8360	11000.	126	47807	No
73	GOM_NL__2PRFIN20110422_053943_00000613101_00379_47807_6765.N1	22-APR-2011 05:39:43	Straylight	60.500	40	The Sco	1.8590	7100.0	121	47807	No
74	GOM_NL__2PRFIN20110422_054123_00000593101_00379_47807_6766.N1	22-APR-2011 05:41:23	Straylight	58.500	115	34Ups Sco	2.6960	26000.	117	47807	No
75	GOM_NL__2PRFIN20110422_054450_00000633101_00379_47807_6767.N1	22-APR-2011 05:44:50	Straylight	63.000	75	26Eps Sco	2.2910	4250.0	126	47807	No
76	GOM_NL__2PRFIN20110422_054754_00000613101_00379_47807_6768.N1	22-APR-2011 05:47:54	Straylight	61.000	136	23Tau Sco	2.8220	30000.	122	47807	No
77	GOM_NL__2PRFIN20110422_054942_00000373101_00379_47807_6769.N1	22-APR-2011 05:49:42	Tw_i_and_stray	37.000	156	20Sig Sco	2.9030	28000.	74	47807	No
78	GOM_NL__2PRFIN20110422_055143_00000703101_00379_47807_6770.N1	22-APR-2011 05:51:43	Tw_i_and_stray	70.000	80	7Del Sco	2.3160	30000.	140	47807	No
79	GOM_NL__2PRFIN20110422_055523_00000523101_00379_47807_6771.N1	22-APR-2011 05:55:23	Bright	51.500	122	9Alp2Lib	2.7470	9700.0	103	47807	No
80	GOM_NL__2PRFIN20110422_055804_00000573101_00379_47807_6772.N1	22-APR-2011 05:58:04	Bright	57.000	104	27Bet Lib	2.6140	13100.	114	47807	No
81	GOM_NL__2PRFIN20110422_060645_00000433101_00379_47807_6773.N1	22-APR-2011 06:06:45	Bright	42.500	111	8Eta Boo	2.6800	6000.0	85	47807	No
82	GOM_NL__2PRFIN20110422_061113_00000533101_00379_47807_6774.N1	22-APR-2011 06:11:13	Bright	53.000	83		2.3780	11000.	106	47807	No
83	GOM_NL__2PRFIN20110422_061403_00000563101_00379_47807_6775.N1	22-APR-2011 06:14:03	Bright	56.000	180	27Gam Boo	3.0400	8000.0	112	47807	No
84	GOM_NL__2PRFIN20110422_061546_00000383101_00379_47807_6776.N1	22-APR-2011 06:15:46	Bright	38.000	39	85Eta UMa	1.8540	24000.	76	47807	No
85	GOM_NL__2PRFIN20110422_062345_00000473101_00379_47807_6777.N1	22-APR-2011 06:23:45	Bright	46.500	119	14Eta Dra	2.7270	4700.0	93	47807	No
86	GOM_NL__2PRFIN20110422_063316_00000393101_00379_47807_6778.N1	22-APR-2011 06:33:16	Bright	39.000	89	5Alp Cep	2.4510	8000.0	78	47807	No
87	GOM_NL__2PRFIN20110422_063829_00000543101_00379_47807_6779.N1	22-APR-2011 06:38:29	Bright	54.000	19	50Alp Cyg	1.2460	10500.	108	47807	No
88	GOM_NL__2PRFIN20110422_064020_00000643101_00379_47807_6780.N1	22-APR-2011 06:40:20	Bright	64.000	66	37Gam Cyg	2.2080	5900.0	128	47807	No
89	GOM_NL__2PRFIN20110422_064316_00000683101_00379_47807_6781.N1	22-APR-2011 06:43:16	Tw_i_and_stray	67.500	92	53Eps Cyg	2.5000	4500.0	135	47807	No
90	GOM_NL__2PRFIN20110422_065123_00000563101_00379_47807_6782.N1	22-APR-2011 06:51:23	Dark	55.500	61	8Eps Peg	2.1000	3900.0	111	47807	No
91	GOM_NL__2PRFIN20110422_065351_00000493101_00379_47807_6783.N1	22-APR-2011 06:53:51	Dark	49.000	162	34Alp Aqr	2.9440	5350.0	98	47807	No
92	GOM_NL__2PRFIN20110422_065652_00000523101_00379_47807_6784.N1	22-APR-2011 06:56:52	Dark	51.500	154	22Bet Aqr	2.8990	5700.0	103	47807	No
93	GOM_NL__2PRFIN20110422_071450_00000673101_00380_47808_6763.N1	22-APR-2011 07:14:50	Dark	67.000	103	38Zet Sgr	2.6000	9700.0	134	47808	No
94	GOM_NL__2PRFIN20110422_071803_00000713101_00380_47808_6764.N1	22-APR-2011 07:18:03	Dark	70.500	38	20Eps Sgr	1.8360	11000.	141	47808	No
95	GOM_NL__2PRFIN20110422_072130_00000583101_00380_47808_6765.N1	22-APR-2011 07:21:30	Straylight	57.500	25	35Lam Sco	1.6200	28000.	115	47808	No
96	GOM_NL__2PRFIN20110422_072505_00000693101_00380_47808_6766.N1	22-APR-2011 07:25:05	Straylight	68.500	75	26Eps Sco	2.2910	4250.0	137	47808	No
97	GOM_NL__2PRFIN20110422_072914_00000253101_00380_47808_6767.N1	22-APR-2011 07:29:14	Straylight	25.000	16	21Alp Sco	1.0200	3000.0	50	47808	No
98	GOM_NL__2PRFIN20110422_072957_00000413101_00380_47808_6768.N1	22-APR-2011 07:29:57	Tw_i_and_stray	41.000	156	20Sig Sco	2.9030	28000.	82	47808	No
99	GOM_NL__2PRFIN20110422_073157_00000703101_00380_47808_6769.N1	22-APR-2011 07:31:57	Tw_i_and_stray	70.000	80	7Del Sco	2.3160	30000.	140	47808	No
100	GOM_NL__2PRFIN20110422_073537_00000503101_00380_47808_6770.N1	22-APR-2011 07:35:37	Bright	50.000	122	9Alp2Lib	2.7470	9700.0	100	47808	No
101	GOM_NL__2PRFIN20110422_073818_00000593101_00380_47808_6771.N1	22-APR-2011 07:38:18	Bright	58.500	104	27Bet Lib	2.6140	13100.	117	47808	No

102	GOM_NL__2PRFIN20110422_074659_000000443101_00380_47808_6772.N1	22-APR-2011 07:46:59	Bright	43.500	111	8Eta Boo	2.6800	6000.0	87	47808	No
103	GOM_NL__2PRFIN20110422_075127_000000543101_00380_47808_6773.N1	22-APR-2011 07:51:27	Bright	54.000	83		2.3780	11000.	108	47808	No
104	GOM_NL__2PRFIN20110422_075416_000000453101_00380_47808_6774.N1	22-APR-2011 07:54:16	Bright	44.500	180	27Gam Boo	3.0400	8000.0	89	47808	No
105	GOM_NL__2PRFIN20110422_075559_000000403101_00380_47808_6775.N1	22-APR-2011 07:55:59	Bright	40.000	39	85Eta UMa	1.8540	24000.	80	47808	No
106	GOM_NL__2PRFIN20110422_080359_000000463101_00380_47808_6776.N1	22-APR-2011 08:03:59	Bright	46.000	119	14Eta Dra	2.7270	4700.0	92	47808	No
107	GOM_NL__2PRFIN20110422_081329_000000423101_00380_47808_6777.N1	22-APR-2011 08:13:29	Bright	41.500	89	5Alp Cep	2.4510	8000.0	83	47808	No
108	GOM_NL__2PRFIN20110422_081843_000000543101_00380_47808_6778.N1	22-APR-2011 08:18:43	Bright	54.000	19	50Alp Cyg	1.2460	10500.	108	47808	No
109	GOM_NL__2PRFIN20110422_082033_000000653101_00380_47808_6779.N1	22-APR-2011 08:20:33	Bright	64.500	66	37Gam Cyg	2.2080	5900.0	129	47808	No
110	GOM_NL__2PRFIN20110422_082330_000000673101_00380_47808_6780.N1	22-APR-2011 08:23:30	Twi_and_stray	67.000	92	53Eps Cyg	2.5000	4500.0	134	47808	No
111	GOM_NL__2PRFIN20110422_083138_000000563101_00380_47808_6781.N1	22-APR-2011 08:31:38	Dark	55.500	61	8Eps Peg	2.1000	3900.0	111	47808	No
112	GOM_NL__2PRFIN20110422_083406_000000513101_00380_47808_6782.N1	22-APR-2011 08:34:06	Dark	51.000	162	34Alp Aqr	2.9440	5350.0	102	47808	No
113	GOM_NL__2PRFIN20110422_083707_000000513101_00380_47808_6783.N1	22-APR-2011 08:37:07	Dark	50.500	154	22Bet Aqr	2.8990	5700.0	101	47808	No
114	GOM_NL__2PRFIN20110422_085506_000000683101_00381_47809_6763.N1	22-APR-2011 08:55:06	Dark	68.000	103	38Zet Sgr	2.6000	9700.0	136	47809	No
115	GOM_NL__2PRFIN20110422_085819_000000633101_00381_47809_6764.N1	22-APR-2011 08:58:19	Dark	62.500	38	20Eps Sgr	1.8360	11000.	125	47809	No
116	GOM_NL__2PRFIN20110422_090145_000000653101_00381_47809_6765.N1	22-APR-2011 09:01:45	Straylight	65.000	25	35Lam Sco	1.6200	28000.	130	47809	No
117	GOM_NL__2PRFIN20110422_090520_000000643101_00381_47809_6766.N1	22-APR-2011 09:05:20	Straylight	63.500	75	26Eps Sco	2.2910	4250.0	127	47809	No
118	GOM_NL__2PRFIN20110422_090929_000000253101_00381_47809_6767.N1	22-APR-2011 09:09:29	Straylight	25.000	16	21Alp Sco	1.0200	3000.0	50	47809	No
119	GOM_NL__2PRFIN20110422_091011_000000413101_00381_47809_6768.N1	22-APR-2011 09:10:11	Twi_and_stray	41.000	156	20Sig Sco	2.9030	28000.	82	47809	No
120	GOM_NL__2PRFIN20110422_091212_000000733101_00381_47809_6769.N1	22-APR-2011 09:12:12	Twi_and_stray	73.000	80	7Del Sco	2.3160	30000.	146	47809	No
121	GOM_NL__2PRFIN20110422_091551_000000503101_00381_47809_6770.N1	22-APR-2011 09:15:51	Bright	50.000	122	9Alp2Lib	2.7470	9700.0	100	47809	No
122	GOM_NL__2PRFIN20110422_091832_000000583101_00381_47809_6771.N1	22-APR-2011 09:18:32	Bright	57.500	104	27Bet Lib	2.6140	13100.	115	47809	No
123	GOM_NL__2PRFIN20110422_092713_000000513101_00381_47809_6772.N1	22-APR-2011 09:27:13	Bright	50.500	111	8Eta Boo	2.6800	6000.0	101	47809	No
124	GOM_NL__2PRFIN20110422_093140_000000503101_00381_47809_6773.N1	22-APR-2011 09:31:40	Bright	50.000	83		2.3780	11000.	100	47809	No
125	GOM_NL__2PRFIN20110422_093429_000000453101_00381_47809_6774.N1	22-APR-2011 09:34:29	Bright	45.000	180	27Gam Boo	3.0400	8000.0	90	47809	No
126	GOM_NL__2PRFIN20110422_093613_000000413101_00381_47809_6775.N1	22-APR-2011 09:36:13	Bright	40.500	39	85Eta UMa	1.8540	24000.	81	47809	No
127	GOM_NL__2PRFIN20110422_094412_000000453101_00381_47809_6776.N1	22-APR-2011 09:44:12	Bright	45.000	119	14Eta Dra	2.7270	4700.0	90	47809	No
128	GOM_NL__2PRFIN20110422_095343_000000403101_00381_47809_6777.N1	22-APR-2011 09:53:43	Bright	40.000	89	5Alp Cep	2.4510	8000.0	80	47809	No
129	GOM_NL__2PRFIN20110422_095857_000000523101_00381_47809_6778.N1	22-APR-2011 09:58:57	Bright	51.500	19	50Alp Cyg	1.2460	10500.	103	47809	No
130	GOM_NL__2PRFIN20110422_100047_000000603101_00381_47809_6779.N1	22-APR-2011 10:00:47	Bright	59.500	66	37Gam Cyg	2.2080	5900.0	119	47809	No
131	GOM_NL__2PRFIN20110422_100344_000000633101_00381_47809_6780.N1	22-APR-2011 10:03:44	Twi_and_stray	62.500	92	53Eps Cyg	2.5000	4500.0	125	47809	No
132	GOM_NL__2PRFIN20110422_101152_000000583101_00381_47809_6781.N1	22-APR-2011 10:11:52	Dark	57.500	61	8Eps Peg	2.1000	3900.0	115	47809	No
133	GOM_NL__2PRFIN20110422_101420_000000493101_00381_47809_6782.N1	22-APR-2011 10:14:20	Dark	49.000	162	34Alp Aqr	2.9440	5350.0	98	47809	No
134	GOM_NL__2PRFIN20110422_101721_000000583101_00381_47809_6783.N1	22-APR-2011 10:17:21	Dark	57.500	154	22Bet Aqr	2.8990	5700.0	115	47809	No
135	GOM_NL__2PRFIN20110422_103522_000000683101_00382_47810_6784.N1	22-APR-2011 10:35:22	Dark	68.000	103	38Zet Sgr	2.6000	9700.0	136	47810	No
136	GOM_NL__2PRFIN20110422_103834_000000663101_00382_47810_6785.N1	22-APR-2011 10:38:34	Dark	65.500	38	20Eps Sgr	1.8360	11000.	131	47810	No
137	GOM_NL__2PRFIN20110422_104200_000000633101_00382_47810_6786.N1	22-APR-2011 10:42:00	Straylight	63.000	25	35Lam Sco	1.6200	28000.	126	47810	No
138	GOM_NL__2PRFIN20110422_104534_000000703101_00382_47810_6787.N1	22-APR-2011 10:45:34	Straylight	70.000	75	26Eps Sco	2.2910	4250.0	140	47810	No
139	GOM_NL__2PRFIN20110422_104943_000000283101_00382_47810_6788.N1	22-APR-2011 10:49:43	Straylight	28.000	16	21Alp Sco	1.0200	3000.0	56	47810	No
140	GOM_NL__2PRFIN20110422_105226_000000723101_00382_47810_6789.N1	22-APR-2011 10:52:26	Twi_and_stray	72.000	80	7Del Sco	2.3160	30000.	144	47810	No
141	GOM_NL__2PRFIN20110422_105605_000000523101_00382_47810_6790.N1	22-APR-2011 10:56:05	Bright	51.500	122	9Alp2Lib	2.7470	9700.0	103	47810	No
142	GOM_NL__2PRFIN20110422_105845_000000583101_00382_47810_6791.N1	22-APR-2011 10:58:45	Bright	58.000	104	27Bet Lib	2.6140	13100.	116	47810	No
143	GOM_NL__2PRFIN20110422_110726_000000433101_00382_47810_6792.N1	22-APR-2011 11:07:26	Bright	42.500	111	8Eta Boo	2.6800	6000.0	85	47810	No
144	GOM_NL__2PRFIN20110422_111153_000000503101_00382_47810_6793.N1	22-APR-2011 11:11:53	Bright	49.500	83		2.3780	11000.	99	47810	No
145	GOM_NL__2PRFIN20110422_111443_000000473101_00382_47810_6794.N1	22-APR-2011 11:14:43	Bright	46.500	180	27Gam Boo	3.0400	8000.0	93	47810	No
146	GOM_NL__2PRFIN20110422_111627_000000423101_00382_47810_6795.N1	22-APR-2011 11:16:27	Bright	41.500	39	85Eta UMa	1.8540	24000.	83	47810	No
147	GOM_NL__2PRFIN20110422_112425_000000463101_00382_47810_6796.N1	22-APR-2011 11:24:25	Bright	46.000	119	14Eta Dra	2.7270	4700.0	92	47810	No
148	GOM_NL__2PRFIN20110422_113357_000000413101_00382_47810_6797.N1	22-APR-2011 11:33:57	Bright	41.000	89	5Alp Cep	2.4510	8000.0	82	47810	No
149	GOM_NL__2PRFIN20110422_113910_000000523101_00382_47810_6798.N1	22-APR-2011 11:39:10	Bright	52.000	19	50Alp Cyg	1.2460	10500.	104	47810	No
150	GOM_NL__2PRFIN20110422_114101_000000663101_00382_47810_6799.N1	22-APR-2011 11:41:01	Bright	66.000	66	37Gam Cyg	2.2080	5900.0	132	47810	No
151	GOM_NL__2PRFIN20110422_114358_000000683101_00382_47810_6800.N1	22-APR-2011 11:43:58	Twi_and_stray	67.500	92	53Eps Cyg	2.5000	4500.0	135	47810	No
152	GOM_NL__2PRFIN20110422_115206_000000563101_00382_47810_6801.N1	22-APR-2011 11:52:06	Dark	56.000	61	8Eps Peg	2.1000	3900.0	112	47810	No
153	GOM_NL__2PRFIN20110422_115434_000000503101_00382_47810_6802.N1	22-APR-2011 11:54:34	Dark	49.500	162	34Alp Aqr	2.9440	5350.0	99	47810	No
154	GOM_NL__2PRFIN20110422_115736_000000553101_00382_47810_6803.N1	22-APR-2011 11:57:36	Dark	55.000	154	22Bet Aqr	2.8990	5700.0	110	47810	No
155	GOM_NL__2PRFIN20110422_121537_000000703101_00383_47811_6705.N1	22-APR-2011 12:15:37	Dark	69.500	103	38Zet Sgr	2.6000	9700.0	139	47811	No
156	GOM_NL__2PRFIN20110422_121849_000000663101_00383_47811_6706.N1	22-APR-2011 12:18:49	Dark	66.000	38	20Eps Sgr	1.8360	11000.	132	47811	No
157	GOM_NL__2PRFIN20110422_122215_000000593101_00383_47811_6707.N1	22-APR-2011 12:22:15	Straylight	59.000	25	35Lam Sco	1.6200	28000.	118	47811	No
158	GOM_NL__2PRFIN20110422_122549_000000683101_00383_47811_6708.N1	22-APR-2011 12:25:49	Straylight	68.000	75	26Eps Sco	2.2910	4250.0	136	47811	No
159	GOM_NL__2PRFIN20110422_122958_000000283101_00383_47811_6709.N1	22-APR-2011 12:29:58	Straylight	28.000	16	21Alp Sco	1.0200	3000.0	56	47811	No
160	GOM_NL__2PRFIN20110422_123240_000000753101_00383_47811_6710.N1	22-APR-2011 12:32:40	Twi_and_stray	75.000	80	7Del Sco	2.3160	30000.	150	47811	No

161	GOM_NL__2PRFIN20110422_123619_000000503101_00383_47811_6711.N1	22-APR-2011 12:36:19	Bright	49.500	122	9Alp2Lib	2.7470	9700.0	99	47811	No
162	GOM_NL__2PRFIN20110422_123859_000000563101_00383_47811_6712.N1	22-APR-2011 12:38:59	Bright	55.500	104	27Bet Lib	2.6140	13100.	111	47811	No
163	GOM_NL__2PRFIN20110422_124740_000000623101_00383_47811_6713.N1	22-APR-2011 12:47:40	Bright	62.000	111	8Eta Boo	2.6800	6000.0	124	47811	No
164	GOM_NL__2PRFIN20110422_125206_000000533101_00383_47811_6714.N1	22-APR-2011 12:52:06	Bright	52.500	83		2.3780	11000.	105	47811	No
165	GOM_NL__2PRFIN20110422_125456_000000443101_00383_47811_6715.N1	22-APR-2011 12:54:56	Bright	44.000	180	27Gam Boo	3.0400	8000.0	88	47811	No
166	GOM_NL__2PRFIN20110422_125640_000000583101_00383_47811_6716.N1	22-APR-2011 12:56:40	Bright	58.000	39	85Eta UMa	1.8540	24000.	116	47811	No
167	GOM_NL__2PRFIN20110422_130438_000000443101_00383_47811_6717.N1	22-APR-2011 13:04:38	Bright	43.500	119	14Eta Dra	2.7270	4700.0	87	47811	No
168	GOM_NL__2PRFIN20110422_131411_000000413101_00383_47811_6718.N1	22-APR-2011 13:14:11	Bright	41.000	89	5Alp Cep	2.4510	8000.0	82	47811	No
169	GOM_NL__2PRFIN20110422_131924_000000743101_00383_47811_6719.N1	22-APR-2011 13:19:24	Bright	74.000	19	50Alp Cyg	1.2460	10500.	148	47811	No
170	GOM_NL__2PRFIN20110422_132115_000000623101_00383_47811_6720.N1	22-APR-2011 13:21:15	Bright	61.500	66	37Gam Cyg	2.2080	5900.0	123	47811	No
171	GOM_NL__2PRFIN20110422_132412_000000703101_00383_47811_6721.N1	22-APR-2011 13:24:12	Tw_i_and_stray	70.000	92	53Eps Cyg	2.5000	4500.0	140	47811	No
172	GOM_NL__2PRFIN20110422_133221_000000573101_00383_47811_6722.N1	22-APR-2011 13:32:21	Dark	56.500	61	8Eps Peg	2.1000	3900.0	113	47811	No
173	GOM_NL__2PRFIN20110422_133449_000000483101_00383_47811_6723.N1	22-APR-2011 13:34:49	Dark	47.500	162	34Alp Aqr	2.9440	5350.0	95	47811	No
174	GOM_NL__2PRFIN20110422_133751_000000553101_00383_47811_6724.N1	22-APR-2011 13:37:51	Dark	55.000	154	22Bet Aqr	2.8990	5700.0	110	47811	No
175	GOM_NL__2PRFIN20110422_135553_000000663101_00384_47812_6737.N1	22-APR-2011 13:55:53	Dark	65.500	103	38Zet Sgr	2.6000	9700.0	131	47812	No
176	GOM_NL__2PRFIN20110422_135905_000000633101_00384_47812_6738.N1	22-APR-2011 13:59:05	Dark	63.000	38	20Eps Sgr	1.8360	11000.	126	47812	No
177	GOM_NL__2PRFIN20110422_140230_000000683101_00384_47812_6739.N1	22-APR-2011 14:02:30	Straylight	67.500	25	35Lam Sco	1.6200	28000.	135	47812	No
178	GOM_NL__2PRFIN20110422_140604_000000653101_00384_47812_6740.N1	22-APR-2011 14:06:04	Straylight	64.500	75	26Eps Sco	2.2910	4250.0	129	47812	No
179	GOM_NL__2PRFIN20110422_141013_000000323101_00384_47812_6741.N1	22-APR-2011 14:10:13	Straylight	32.000	16	21Alp Sco	1.0200	3000.0	64	47812	No
180	GOM_NL__2PRFIN20110422_141255_000000713101_00384_47812_6742.N1	22-APR-2011 14:12:55	Tw_i_and_stray	70.500	80	7Del Sco	2.3160	30000.	141	47812	No
181	GOM_NL__2PRFIN20110422_141633_000000513101_00384_47812_6743.N1	22-APR-2011 14:16:33	Bright	51.000	122	9Alp2Lib	2.7470	9700.0	102	47812	No
182	GOM_NL__2PRFIN20110422_141913_000000583101_00384_47812_6744.N1	22-APR-2011 14:19:13	Bright	57.500	104	27Bet Lib	2.6140	13100.	115	47812	No
183	GOM_NL__2PRFIN20110422_142753_000000623101_00384_47812_6745.N1	22-APR-2011 14:27:53	Bright	62.000	111	8Eta Boo	2.6800	6000.0	124	47812	No
184	GOM_NL__2PRFIN20110422_143220_000000523101_00384_47812_6746.N1	22-APR-2011 14:32:20	Bright	52.000	83		2.3780	11000.	104	47812	No
185	GOM_NL__2PRFIN20110422_143509_000000673101_00384_47812_6747.N1	22-APR-2011 14:35:09	Bright	67.000	180	27Gam Boo	3.0400	8000.0	134	47812	No
186	GOM_NL__2PRFIN20110422_143654_000000393101_00384_47812_6748.N1	22-APR-2011 14:36:54	Bright	39.000	39	85Eta UMa	1.8540	24000.	78	47812	No
187	GOM_NL__2PRFIN20110422_144452_000000483101_00384_47812_6749.N1	22-APR-2011 14:44:52	Bright	47.500	119	14Eta Dra	2.7270	4700.0	95	47812	No
188	GOM_NL__2PRFIN20110422_145424_000000413101_00384_47812_6750.N1	22-APR-2011 14:54:24	Bright	40.500	89	5Alp Cep	2.4510	8000.0	81	47812	No
189	GOM_NL__2PRFIN20110422_145938_000000533101_00384_47812_6751.N1	22-APR-2011 14:59:38	Bright	53.000	19	50Alp Cyg	1.2460	10500.	106	47812	No
190	GOM_NL__2PRFIN20110422_150128_000000613101_00384_47812_6752.N1	22-APR-2011 15:01:28	Bright	61.000	66	37Gam Cyg	2.2080	5900.0	122	47812	No
191	GOM_NL__2PRFIN20110422_150426_000000683101_00384_47812_6753.N1	22-APR-2011 15:04:26	Tw_i_and_stray	67.500	92	53Eps Cyg	2.5000	4500.0	135	47812	No
192	GOM_NL__2PRFIN20110422_151236_000000543101_00384_47812_6754.N1	22-APR-2011 15:12:36	Dark	53.500	61	8Eps Peg	2.1000	3900.0	107	47812	No
193	GOM_NL__2PRFIN20110422_151503_000000473101_00384_47812_6755.N1	22-APR-2011 15:15:03	Dark	47.000	162	34Alp Aqr	2.9440	5350.0	94	47812	No
194	GOM_NL__2PRFIN20110422_151806_000000513101_00384_47812_6756.N1	22-APR-2011 15:18:06	Dark	50.500	154	22Bet Aqr	2.8990	5700.0	101	47812	No
195	GOM_NL__2PRFIN20110422_153609_000000683101_00385_47813_6785.N1	22-APR-2011 15:36:09	Dark	68.000	103	38Zet Sgr	2.6000	9700.0	136	47813	No
196	GOM_NL__2PRFIN20110422_153920_000000633101_00385_47813_6786.N1	22-APR-2011 15:39:20	Dark	63.000	38	20Eps Sgr	1.8360	11000.	126	47813	No
197	GOM_NL__2PRFIN20110422_154245_000000613101_00385_47813_6787.N1	22-APR-2011 15:42:45	Straylight	60.500	25	35Lam Sco	1.6200	28000.	121	47813	No
198	GOM_NL__2PRFIN20110422_154619_000000653101_00385_47813_6788.N1	22-APR-2011 15:46:19	Straylight	64.500	75	26Eps Sco	2.2910	4250.0	129	47813	No
199	GOM_NL__2PRFIN20110422_155027_000000323101_00385_47813_6789.N1	22-APR-2011 15:50:27	Straylight	31.500	16	21Alp Sco	1.0200	3000.0	63	47813	No
200	GOM_NL__2PRFIN20110422_155309_000000733101_00385_47813_6790.N1	22-APR-2011 15:53:09	Tw_i_and_stray	72.500	80	7Del Sco	2.3160	30000.	145	47813	No
201	GOM_NL__2PRFIN20110422_155647_000000503101_00385_47813_6791.N1	22-APR-2011 15:56:47	Bright	50.000	122	9Alp2Lib	2.7470	9700.0	100	47813	No
202	GOM_NL__2PRFIN20110422_155927_000000583101_00385_47813_6792.N1	22-APR-2011 15:59:27	Bright	58.000	104	27Bet Lib	2.6140	13100.	116	47813	No
203	GOM_NL__2PRFIN20110422_160807_000000623101_00385_47813_6793.N1	22-APR-2011 16:08:07	Bright	62.000	111	8Eta Boo	2.6800	6000.0	124	47813	No
204	GOM_NL__2PRFIN20110422_161232_000000513101_00385_47813_6794.N1	22-APR-2011 16:12:32	Bright	50.500	83		2.3780	11000.	101	47813	No
205	GOM_NL__2PRFIN20110422_161522_000000453101_00385_47813_6795.N1	22-APR-2011 16:15:22	Bright	45.000	180	27Gam Boo	3.0400	8000.0	90	47813	No
206	GOM_NL__2PRFIN20110422_161708_000000423101_00385_47813_6796.N1	22-APR-2011 16:17:08	Bright	41.500	39	85Eta UMa	1.8540	24000.	83	47813	No
207	GOM_NL__2PRFIN20110422_162505_000000453101_00385_47813_6797.N1	22-APR-2011 16:25:05	Bright	45.000	119	14Eta Dra	2.7270	4700.0	90	47813	No
208	GOM_NL__2PRFIN20110422_163438_000000413101_00385_47813_6798.N1	22-APR-2011 16:34:38	Bright	41.000	89	5Alp Cep	2.4510	8000.0	82	47813	No
209	GOM_NL__2PRFIN20110422_163951_000000533101_00385_47813_6799.N1	22-APR-2011 16:39:51	Bright	52.500	19	50Alp Cyg	1.2460	10500.	105	47813	No
210	GOM_NL__2PRFIN20110422_164142_000000613101_00385_47813_6800.N1	22-APR-2011 16:41:42	Bright	60.500	66	37Gam Cyg	2.2080	5900.0	121	47813	No
211	GOM_NL__2PRFIN20110422_164440_000000663101_00385_47813_6801.N1	22-APR-2011 16:44:40	Tw_i_and_stray	65.500	92	53Eps Cyg	2.5000	4500.0	131	47813	No
212	GOM_NL__2PRFIN20110422_165250_000000583101_00385_47813_6802.N1	22-APR-2011 16:52:50	Dark	57.500	61	8Eps Peg	2.1000	3900.0	115	47813	No
213	GOM_NL__2PRFIN20110422_165518_000000493101_00385_47813_6803.N1	22-APR-2011 16:55:18	Dark	49.000	162	34Alp Aqr	2.9440	5350.0	98	47813	No
214	GOM_NL__2PRFIN20110422_165821_000000553101_00385_47813_6804.N1	22-APR-2011 16:58:21	Dark	55.000	154	22Bet Aqr	2.8990	5700.0	110	47813	No
215	GOM_NL__2PRFIN20110422_171625_000000693101_00386_47814_6839.N1	22-APR-2011 17:16:25	Dark	68.500	103	38Zet Sgr	2.6000	9700.0	137	47814	No
216	GOM_NL__2PRFIN20110422_171936_000000643101_00386_47814_6840.N1	22-APR-2011 17:19:36	Dark	63.500	38	20Eps Sgr	1.8360	11000.	127	47814	No
217	GOM_NL__2PRFIN20110422_172300_000000603101_00386_47814_6841.N1	22-APR-2011 17:23:00	Straylight	59.500	25	35Lam Sco	1.6200	28000.	119	47814	No
218	GOM_NL__2PRFIN20110422_172634_000000703101_00386_47814_6842.N1	22-APR-2011 17:26:34	Straylight	70.000	75	26Eps Sco	2.2910	4250.0	140	47814	No
219	GOM_NL__2PRFIN20110422_173042_000000353101_00386_47814_6843.N1	22-APR-2011 17:30:42	Straylight	35.000	16	21Alp Sco	1.0200	3000.0	70	47814	No

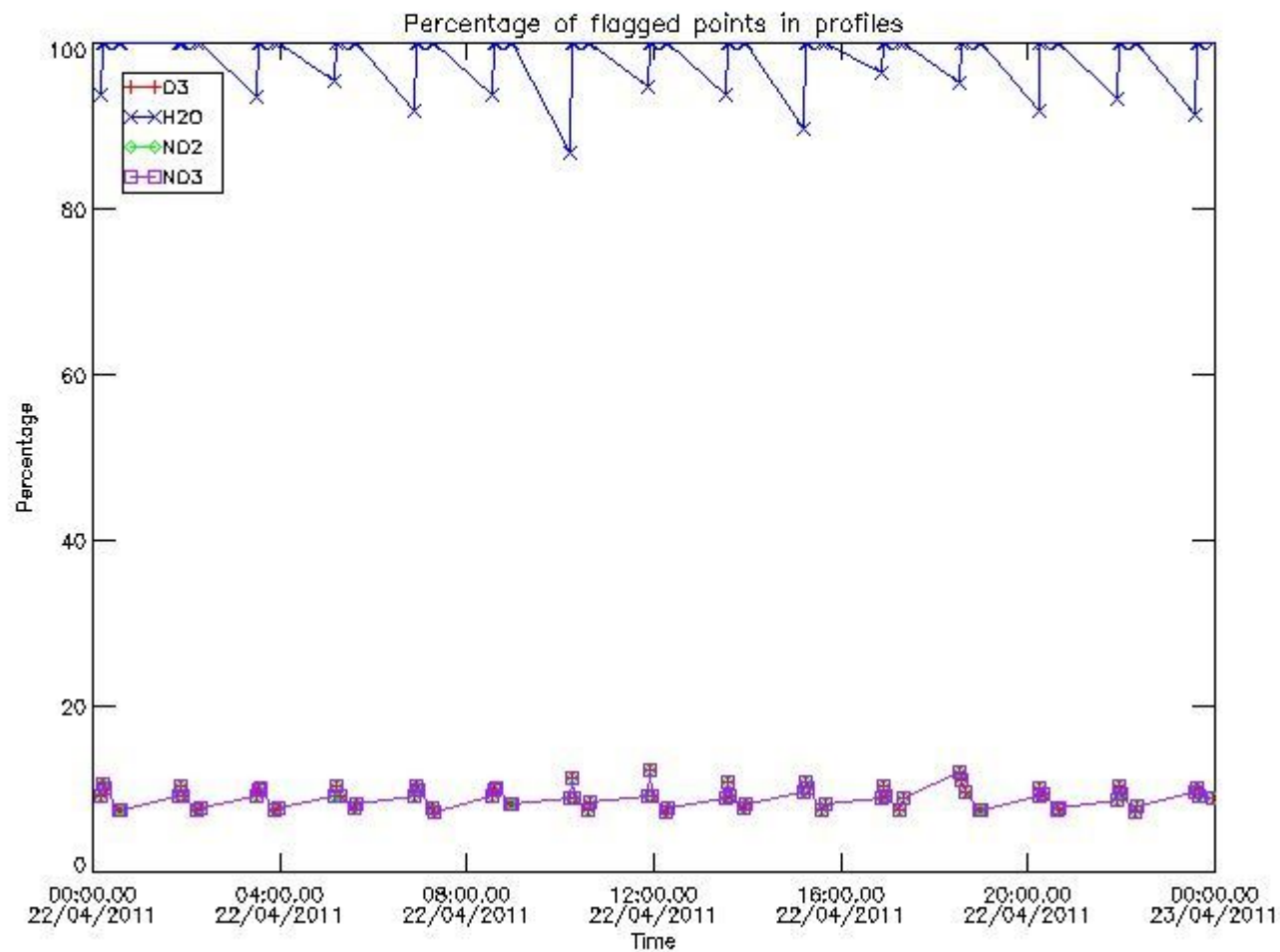
220	GOM_NL__2PRFIN20110422_173324_000000733101_00386_47814_6844.N1	22-APR-2011 17:33:24	Twilight	73.000	80	7Del Sco	2.3160	30000.	146	47814	No
221	GOM_NL__2PRFIN20110422_173702_000000483101_00386_47814_6845.N1	22-APR-2011 17:37:02	Bright	47.500	122	9Alp2Lib	2.7470	9700.0	95	47814	No
222	GOM_NL__2PRFIN20110422_173941_000000573101_00386_47814_6846.N1	22-APR-2011 17:39:41	Bright	56.500	104	27Bet Lib	2.6140	13100.	113	47814	No
223	GOM_NL__2PRFIN20110422_174821_000000623101_00386_47814_6847.N1	22-APR-2011 17:48:21	Bright	62.000	111	8Eta Boo	2.6800	6000.0	124	47814	No
224	GOM_NL__2PRFIN20110422_175246_000000533101_00386_47814_6848.N1	22-APR-2011 17:52:46	Bright	52.500	83		2.3780	11000.	105	47814	No
225	GOM_NL__2PRFIN20110422_175536_000000453101_00386_47814_6849.N1	22-APR-2011 17:55:36	Bright	44.500	180	27Gam Boo	3.0400	8000.0	89	47814	No
226	GOM_NL__2PRFIN20110422_175721_000000393101_00386_47814_6850.N1	22-APR-2011 17:57:21	Bright	38.500	39	85Eta UMa	1.8540	24000.	77	47814	No
227	GOM_NL__2PRFIN20110422_180518_000000463101_00386_47814_6851.N1	22-APR-2011 18:05:18	Bright	46.000	119	14Eta Dra	2.7270	4700.0	92	47814	No
228	GOM_NL__2PRFIN20110422_181452_000000423101_00386_47814_6852.N1	22-APR-2011 18:14:52	Bright	41.500	89	5Alp Cep	2.4510	8000.0	83	47814	No
229	GOM_NL__2PRFIN20110422_182005_000000533101_00386_47814_6853.N1	22-APR-2011 18:20:05	Bright	52.500	19	50Alp Cyg	1.2460	10500.	105	47814	No
230	GOM_NL__2PRFIN20110422_182156_000000553101_00386_47814_6854.N1	22-APR-2011 18:21:56	Bright	55.000	66	37Gam Cyg	2.2080	5900.0	110	47814	No
231	GOM_NL__2PRFIN20110422_182454_000000623101_00386_47814_6855.N1	22-APR-2011 18:24:54	Twilight	62.000	92	53Eps Cyg	2.5000	4500.0	124	47814	No
232	GOM_NL__2PRFIN20110422_183305_000000643101_00386_47814_6856.N1	22-APR-2011 18:33:05	Dark	63.500	61	8Eps Peg	2.1000	3900.0	127	47814	No
233	GOM_NL__2PRFIN20110422_183533_000000513101_00386_47814_6857.N1	22-APR-2011 18:35:33	Dark	50.500	162	34Alp Aqr	2.9440	5350.0	101	47814	No
234	GOM_NL__2PRFIN20110422_183836_000000533101_00386_47814_6858.N1	22-APR-2011 18:38:36	Dark	52.500	154	22Bet Aqr	2.8990	5700.0	105	47814	No
235	GOM_NL__2PRFIN20110422_185640_000000693101_00387_47815_6905.N1	22-APR-2011 18:56:40	Dark	68.500	103	38Zet Sgr	2.6000	9700.0	137	47815	No
236	GOM_NL__2PRFIN20110422_185951_000000693101_00387_47815_6906.N1	22-APR-2011 18:59:51	Dark	68.500	38	20Eps Sgr	1.8360	11000.	137	47815	No
237	GOM_NL__2PRFIN20110422_190316_000000663101_00387_47815_6907.N1	22-APR-2011 19:03:16	Straylight	66.000	25	35Lam Sco	1.6200	28000.	132	47815	No
238	GOM_NL__2PRFIN20110422_190649_000000633101_00387_47815_6908.N1	22-APR-2011 19:06:49	Straylight	62.500	75	26Eps Sco	2.2910	4250.0	125	47815	No
239	GOM_NL__2PRFIN20110422_191057_000000353101_00387_47815_6909.N1	22-APR-2011 19:10:57	Straylight	35.000	16	21Alp Sco	1.0200	3000.0	70	47815	No
240	GOM_NL__2PRFIN20110422_191338_000000723101_00387_47815_6910.N1	22-APR-2011 19:13:38	Twilight	71.500	80	7Del Sco	2.3160	30000.	143	47815	No
241	GOM_NL__2PRFIN20110422_191716_000000493101_00387_47815_6911.N1	22-APR-2011 19:17:16	Bright	48.500	122	9Alp2Lib	2.7470	9700.0	97	47815	No
242	GOM_NL__2PRFIN20110422_191955_000000573101_00387_47815_6912.N1	22-APR-2011 19:19:55	Bright	56.500	104	27Bet Lib	2.6140	13100.	113	47815	No
243	GOM_NL__2PRFIN20110422_192834_000000433101_00387_47815_6913.N1	22-APR-2011 19:28:34	Bright	42.500	111	8Eta Boo	2.6800	6000.0	85	47815	No
244	GOM_NL__2PRFIN20110422_193259_000000523101_00387_47815_6914.N1	22-APR-2011 19:32:59	Bright	52.000	83		2.3780	11000.	104	47815	No
245	GOM_NL__2PRFIN20110422_193549_000000453101_00387_47815_6915.N1	22-APR-2011 19:35:49	Bright	44.500	180	27Gam Boo	3.0400	8000.0	89	47815	No
246	GOM_NL__2PRFIN20110422_193735_000000403101_00387_47815_6916.N1	22-APR-2011 19:37:35	Bright	40.000	39	85Eta UMa	1.8540	24000.	80	47815	No
247	GOM_NL__2PRFIN20110422_194532_000000463101_00387_47815_6917.N1	22-APR-2011 19:45:32	Bright	46.000	119	14Eta Dra	2.7270	4700.0	92	47815	No
248	GOM_NL__2PRFIN20110422_195506_000000413101_00387_47815_6918.N1	22-APR-2011 19:55:06	Bright	40.500	89	5Alp Cep	2.4510	8000.0	81	47815	No
249	GOM_NL__2PRFIN20110422_200019_000000523101_00387_47815_6919.N1	22-APR-2011 20:00:19	Bright	52.000	19	50Alp Cyg	1.2460	10500.	104	47815	No
250	GOM_NL__2PRFIN20110422_200210_000000553101_00387_47815_6920.N1	22-APR-2011 20:02:10	Bright	55.000	66	37Gam Cyg	2.2080	5900.0	110	47815	No
251	GOM_NL__2PRFIN20110422_200508_000000673101_00387_47815_6921.N1	22-APR-2011 20:05:08	Twilight	67.000	92	53Eps Cyg	2.5000	4500.0	134	47815	No
252	GOM_NL__2PRFIN20110422_201319_000000563101_00387_47815_6922.N1	22-APR-2011 20:13:19	Dark	56.000	61	8Eps Peg	2.1000	3900.0	112	47815	No
253	GOM_NL__2PRFIN20110422_201547_000000513101_00387_47815_6923.N1	22-APR-2011 20:15:47	Dark	50.500	162	34Alp Aqr	2.9440	5350.0	101	47815	No
254	GOM_NL__2PRFIN20110422_201851_000000553101_00387_47815_6924.N1	22-APR-2011 20:18:51	Dark	54.500	154	22Bet Aqr	2.8990	5700.0	109	47815	No
255	GOM_NL__2PRFIN20110422_203656_000000693101_00388_47816_6920.N1	22-APR-2011 20:36:56	Dark	69.000	103	38Zet Sgr	2.6000	9700.0	138	47816	No
256	GOM_NL__2PRFIN20110422_204007_000000673101_00388_47816_6921.N1	22-APR-2011 20:40:07	Dark	66.500	38	20Eps Sgr	1.8360	11000.	133	47816	No
257	GOM_NL__2PRFIN20110422_204331_000000653101_00388_47816_6922.N1	22-APR-2011 20:43:31	Straylight	65.000	25	35Lam Sco	1.6200	28000.	130	47816	No
258	GOM_NL__2PRFIN20110422_204704_000000673101_00388_47816_6923.N1	22-APR-2011 20:47:04	Straylight	67.000	75	26Eps Sco	2.2910	4250.0	134	47816	No
259	GOM_NL__2PRFIN20110422_205112_000000383101_00388_47816_6924.N1	22-APR-2011 20:51:12	Straylight	38.000	16	21Alp Sco	1.0200	3000.0	76	47816	No
260	GOM_NL__2PRFIN20110422_205352_000000733101_00388_47816_6925.N1	22-APR-2011 20:53:52	Twilight	73.000	80	7Del Sco	2.3160	30000.	146	47816	No
261	GOM_NL__2PRFIN20110422_205730_000000483101_00388_47816_6926.N1	22-APR-2011 20:57:30	Bright	48.000	122	9Alp2Lib	2.7470	9700.0	96	47816	No
262	GOM_NL__2PRFIN20110422_210009_000000573101_00388_47816_6927.N1	22-APR-2011 21:00:09	Bright	57.000	104	27Bet Lib	2.6140	13100.	114	47816	No
263	GOM_NL__2PRFIN20110422_210848_000000423101_00388_47816_6928.N1	22-APR-2011 21:08:48	Bright	42.000	111	8Eta Boo	2.6800	6000.0	84	47816	No
264	GOM_NL__2PRFIN20110422_211312_000000523101_00388_47816_6929.N1	22-APR-2011 21:13:12	Bright	52.000	83		2.3780	11000.	104	47816	No
265	GOM_NL__2PRFIN20110422_211602_000000463101_00388_47816_6930.N1	22-APR-2011 21:16:02	Bright	46.000	180	27Gam Boo	3.0400	8000.0	92	47816	No
266	GOM_NL__2PRFIN20110422_211749_000000423101_00388_47816_6931.N1	22-APR-2011 21:17:49	Bright	41.500	39	85Eta UMa	1.8540	24000.	83	47816	No
267	GOM_NL__2PRFIN20110422_212545_000000463101_00388_47816_6932.N1	22-APR-2011 21:25:45	Bright	46.000	119	14Eta Dra	2.7270	4700.0	92	47816	No
268	GOM_NL__2PRFIN20110422_213519_000000423101_00388_47816_6933.N1	22-APR-2011 21:35:19	Bright	41.500	89	5Alp Cep	2.4510	8000.0	83	47816	No
269	GOM_NL__2PRFIN20110422_214033_000000533101_00388_47816_6934.N1	22-APR-2011 21:40:33	Bright	53.000	19	50Alp Cyg	1.2460	10500.	106	47816	No
270	GOM_NL__2PRFIN20110422_214224_000000503101_00388_47816_6935.N1	22-APR-2011 21:42:24	Bright	50.000	66	37Gam Cyg	2.2080	5900.0	100	47816	No
271	GOM_NL__2PRFIN20110422_214522_000000683101_00388_47816_6936.N1	22-APR-2011 21:45:22	Twilight	68.000	92	53Eps Cyg	2.5000	4500.0	136	47816	No
272	GOM_NL__2PRFIN20110422_215334_000000603101_00388_47816_6937.N1	22-APR-2011 21:53:34	Dark	59.500	61	8Eps Peg	2.1000	3900.0	119	47816	No
273	GOM_NL__2PRFIN20110422_215602_000000493101_00388_47816_6938.N1	22-APR-2011 21:56:02	Dark	49.000	162	34Alp Aqr	2.9440	5350.0	98	47816	No
274	GOM_NL__2PRFIN20110422_215905_000000553101_00388_47816_6939.N1	22-APR-2011 21:59:05	Dark	54.500	154	22Bet Aqr	2.8990	5700.0	109	47816	No
275	GOM_NL__2PRFIN20110422_221712_000000703101_00389_47817_6933.N1	22-APR-2011 22:17:12	Dark	69.500	103	38Zet Sgr	2.6000	9700.0	139	47817	No
276	GOM_NL__2PRFIN20110422_222022_000000653101_00389_47817_6934.N1	22-APR-2011 22:20:22	Dark	64.500	38	20Eps Sgr	1.8360	11000.	129	47817	No
277	GOM_NL__2PRFIN20110422_222346_000000613101_00389_47817_6935.N1	22-APR-2011 22:23:46	Straylight	60.500	25	35Lam Sco	1.6200	28000.	121	47817	No
278	GOM_NL__2PRFIN20110422_222719_000000653101_00389_47817_6936.N1	22-APR-2011 22:27:19	Straylight	65.000	75	26Eps Sco	2.2910	4250.0	130	47817	No

279	GOM_NL__2PRFIN20110422_223126_000000383101_00389_47817_6937.N1	22-APR-2011 22:31:26	Straylight	38.000	16	21Alp Sco	1.0200	3000.0	76	47817	No
280	GOM_NL__2PRFIN20110422_223407_000000683101_00389_47817_6938.N1	22-APR-2011 22:34:07	Twilight_stray	67.500	80	7Del Sco	2.3160	30000.	135	47817	No
281	GOM_NL__2PRFIN20110422_223743_000000503101_00389_47817_6939.N1	22-APR-2011 22:37:43	Bright	49.500	122	9Alp2Lib	2.7470	9700.0	99	47817	No
282	GOM_NL__2PRFIN20110422_224022_000000583101_00389_47817_6940.N1	22-APR-2011 22:40:22	Bright	57.500	104	27Bet Lib	2.6140	13100.	115	47817	No
283	GOM_NL__2PRFIN20110422_224902_000000623101_00389_47817_6941.N1	22-APR-2011 22:49:02	Bright	62.000	111	8Eta Boo	2.6800	6000.0	124	47817	No
284	GOM_NL__2PRFIN20110422_225326_000000503101_00389_47817_6942.N1	22-APR-2011 22:53:26	Bright	49.500	83		2.3780	11000.	99	47817	No
285	GOM_NL__2PRFIN20110422_225616_000000673101_00389_47817_6943.N1	22-APR-2011 22:56:16	Bright	67.000	180	27Gam Boo	3.0400	8000.0	134	47817	No
286	GOM_NL__2PRFIN20110422_225802_000000413101_00389_47817_6944.N1	22-APR-2011 22:58:02	Bright	40.500	39	85Eta UMa	1.8540	24000.	81	47817	No
287	GOM_NL__2PRFIN20110422_230558_000000473101_00389_47817_6945.N1	22-APR-2011 23:05:58	Bright	47.000	119	14Eta Dra	2.7270	4700.0	94	47817	No
288	GOM_NL__2PRFIN20110422_231533_000000393101_00389_47817_6946.N1	22-APR-2011 23:15:33	Bright	39.000	89	5Alp Cep	2.4510	8000.0	78	47817	No
289	GOM_NL__2PRFIN20110422_232046_000000533101_00389_47817_6947.N1	22-APR-2011 23:20:46	Bright	53.000	19	50Alp Cyg	1.2460	10500.	106	47817	No
290	GOM_NL__2PRFIN20110422_232237_000000503101_00389_47817_6948.N1	22-APR-2011 23:22:37	Bright	50.000	66	37Gam Cyg	2.2080	5900.0	100	47817	No
291	GOM_NL__2PRFIN20110422_232536_000000703101_00389_47817_6949.N1	22-APR-2011 23:25:36	Twilight_stray	69.500	92	53Eps Cyg	2.5000	4500.0	139	47817	No
292	GOM_NL__2PRFIN20110422_233349_000000533101_00389_47817_6950.N1	22-APR-2011 23:33:49	Dark	52.500	61	8Eps Peg	2.1000	3900.0	105	47817	No
293	GOM_NL__2PRFIN20110422_233616_000000503101_00389_47817_6951.N1	22-APR-2011 23:36:16	Dark	50.000	162	34Alp Aqr	2.9440	5350.0	100	47817	No
294	GOM_NL__2PRFIN20110422_233920_000000553101_00389_47817_6952.N1	22-APR-2011 23:39:20	Dark	55.000	154	22Bet Aqr	2.8990	5700.0	110	47817	No
295	GOM_NL__2PRFIN20110422_235728_000000693101_00390_47818_6947.N1	22-APR-2011 23:57:28	Dark	68.500	103	38Zet Sgr	2.6000	9700.0	137	47818	No

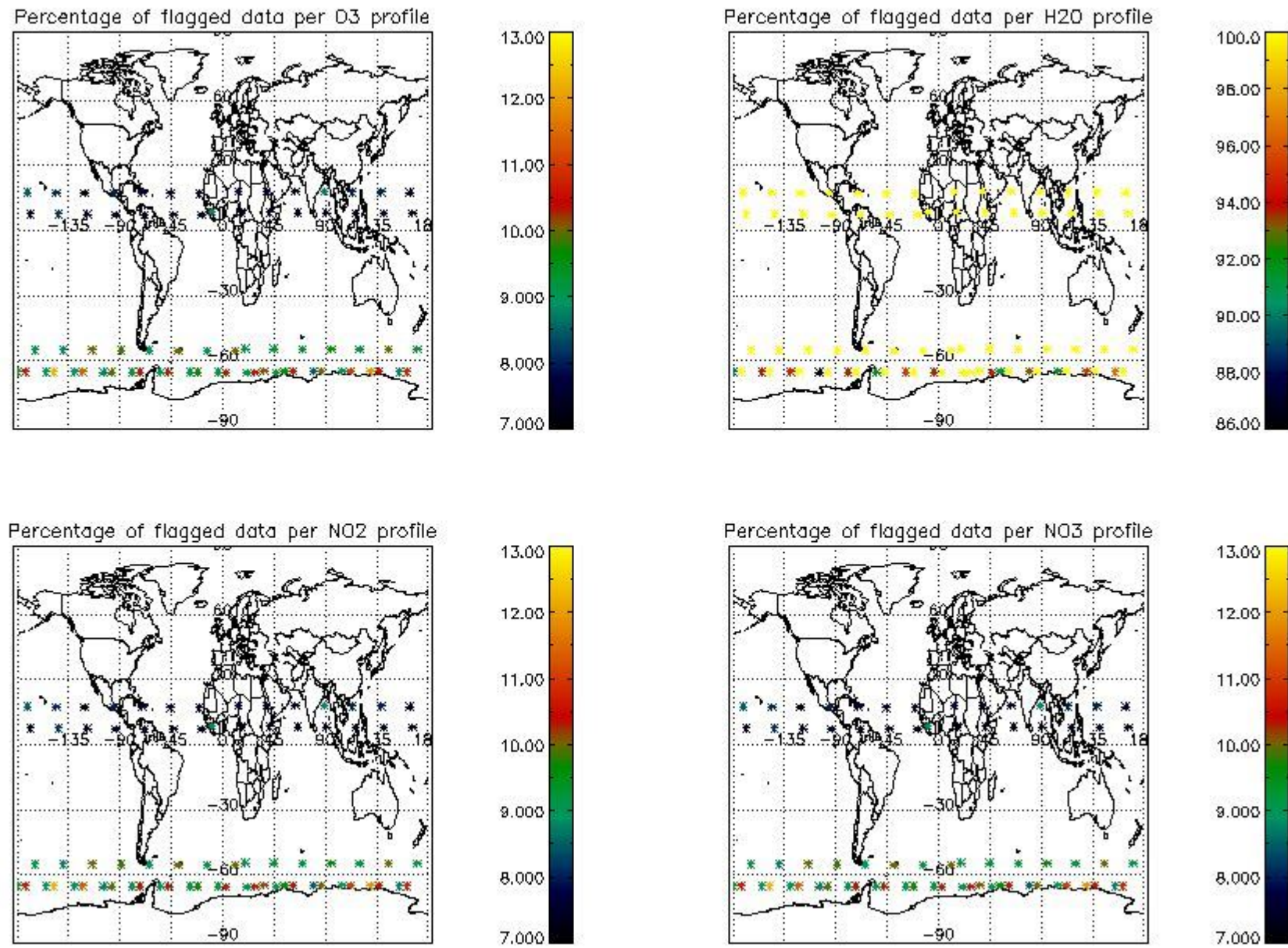
3. Quality information per product

In this section it is plotted some information contained in the Quality Summary data set of the level 2 products. Only products in dark limb conditions and without errors (error flag in the MPH set to "0") are used.

3.1 Plot quality information per product (time dependant)



3.2 Plot quality information per product (world map)

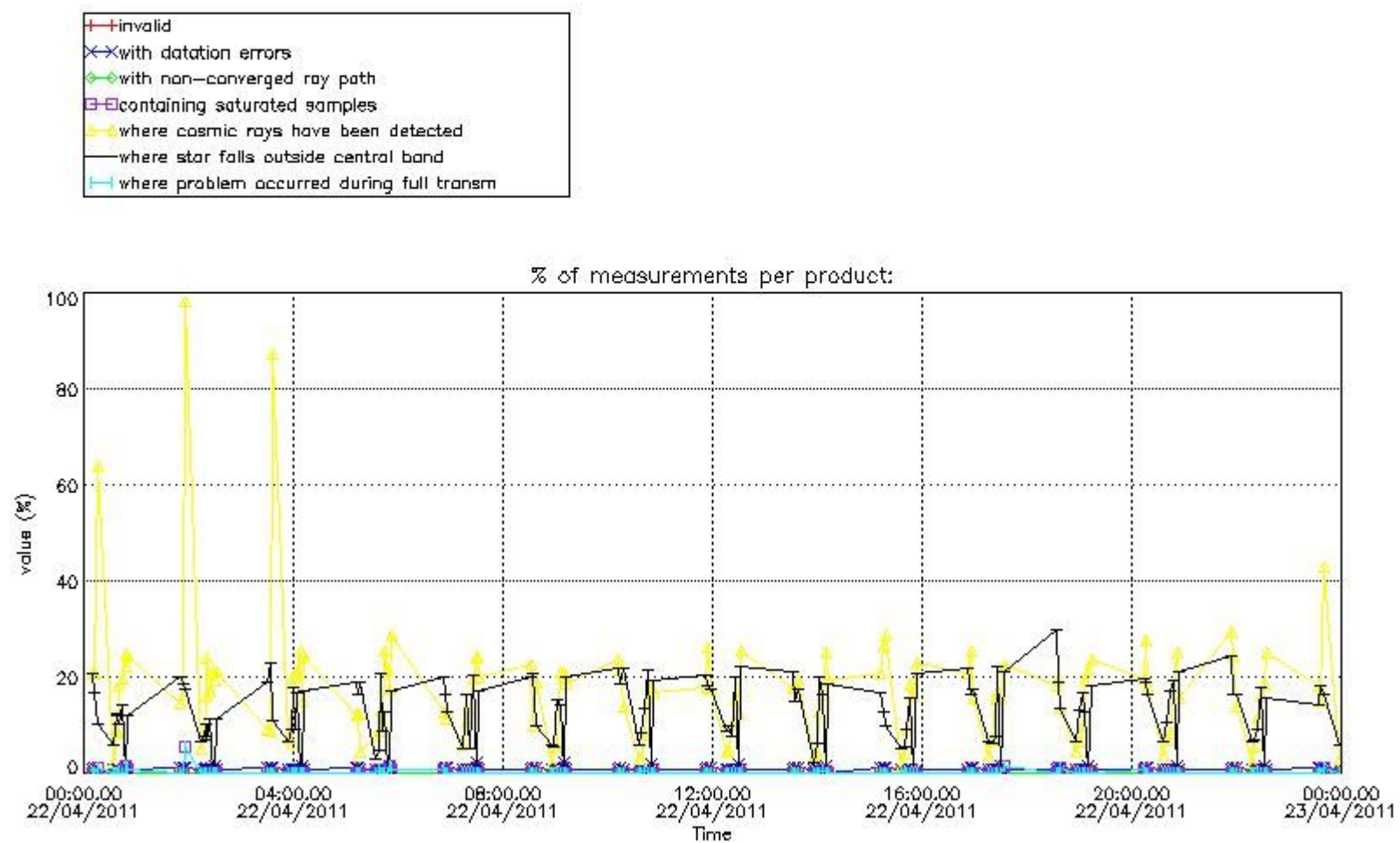


4. Level 1 quality information per product

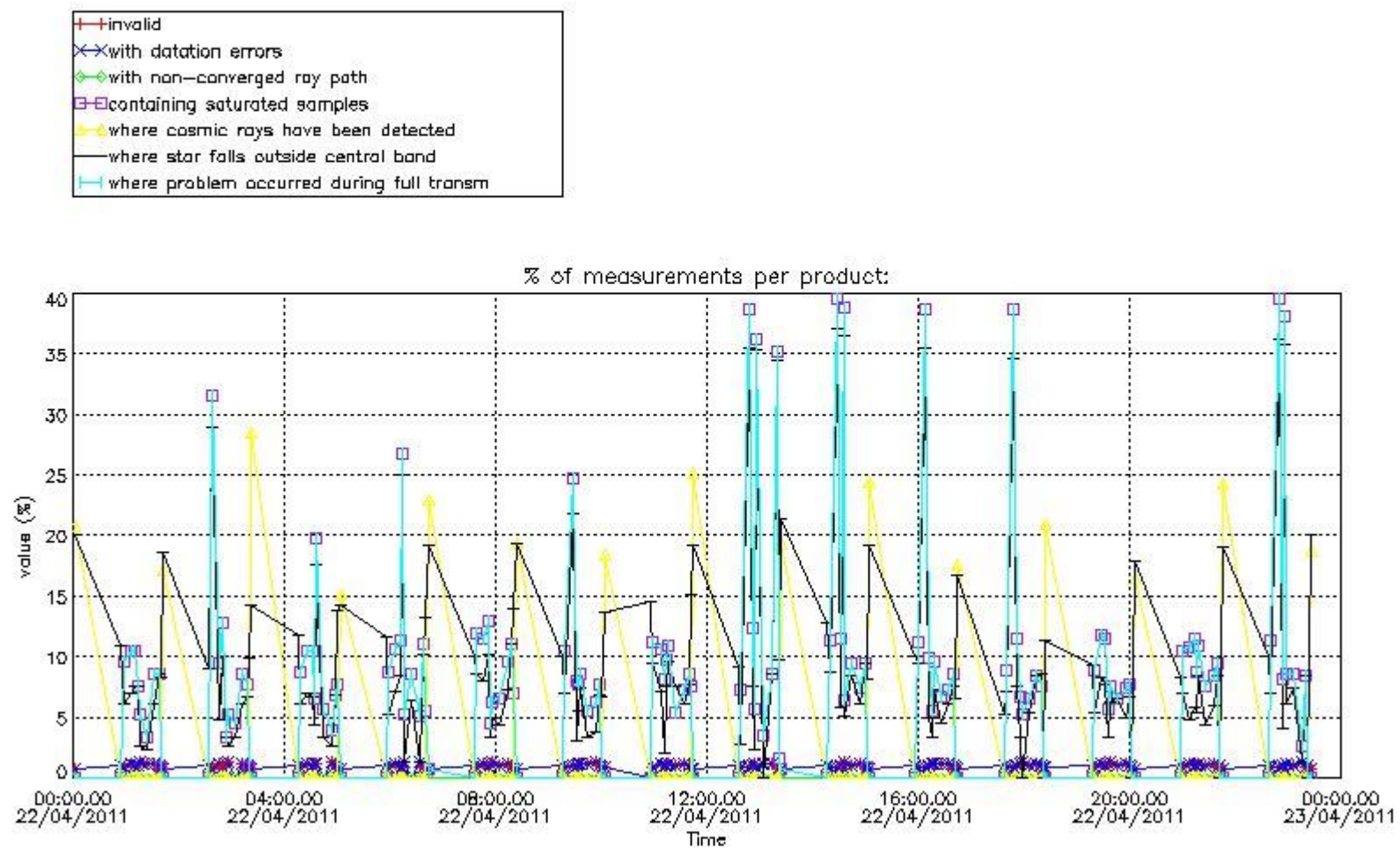
In this section it is plotted some information contained in the Quality Summary data set of the level 2 products that comes from the level 1b processing. Products without errors (error flag in the MPH set to "0") are used.

4.1 Plot quality information per product (time dependant) coming from level 1b processing

4.1.1 Plot level 1 quality information per product (time dependant): ENVISAT ASCENDING passes

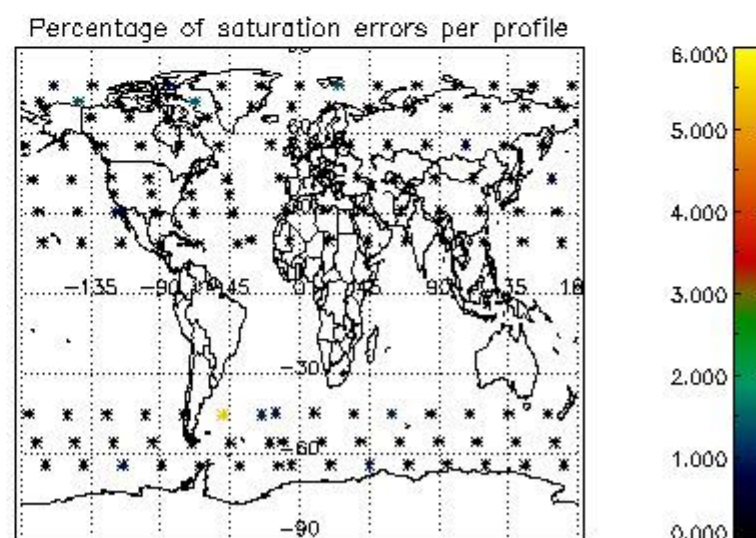
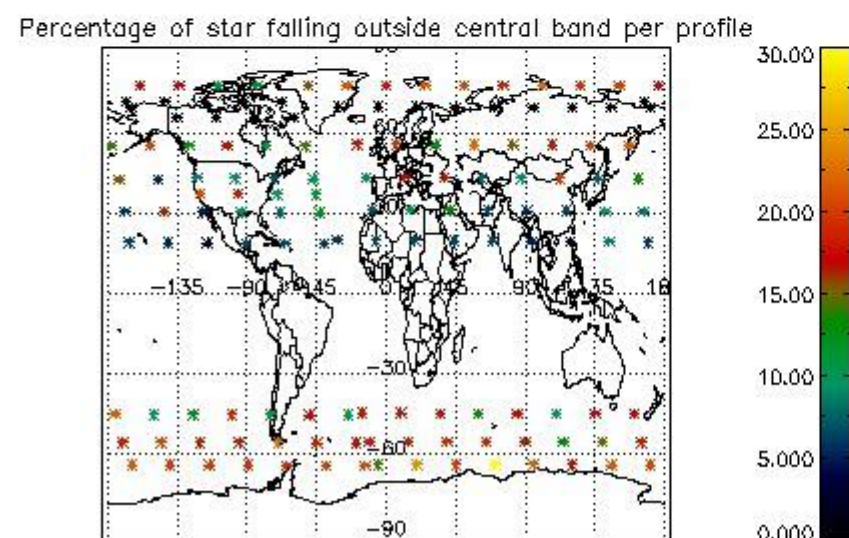
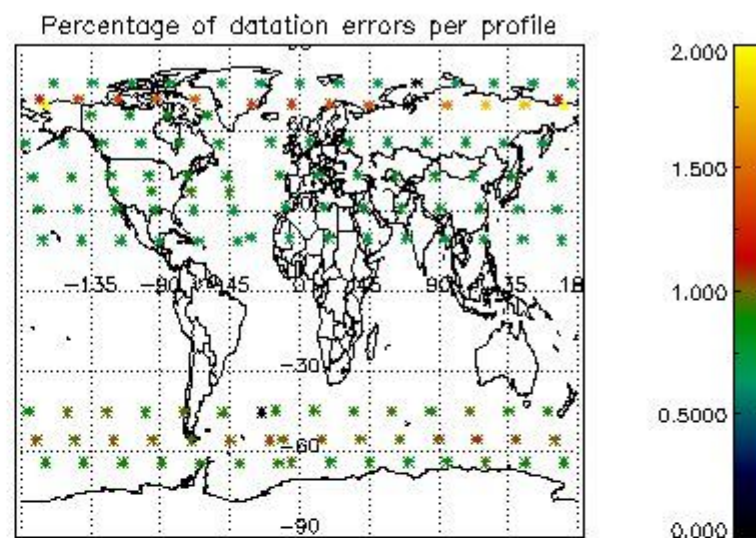
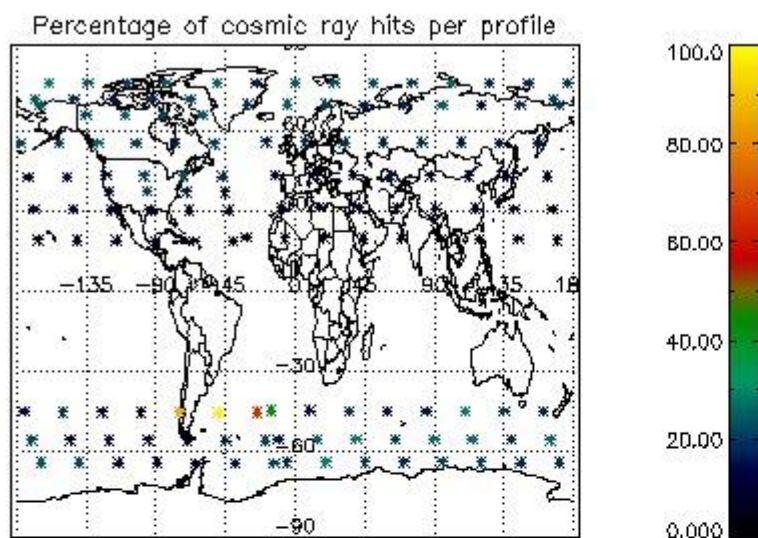


4.1.2 Plot level 1 quality information per product (time dependant): ENVI SAT DESCENDING passes

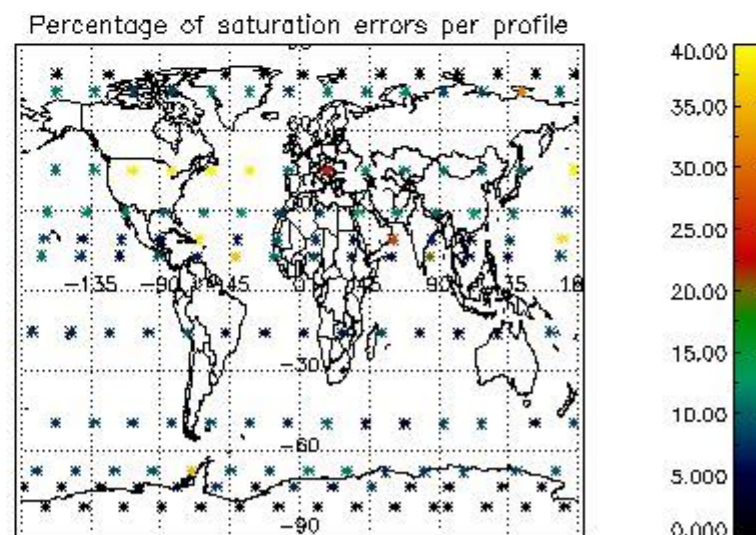
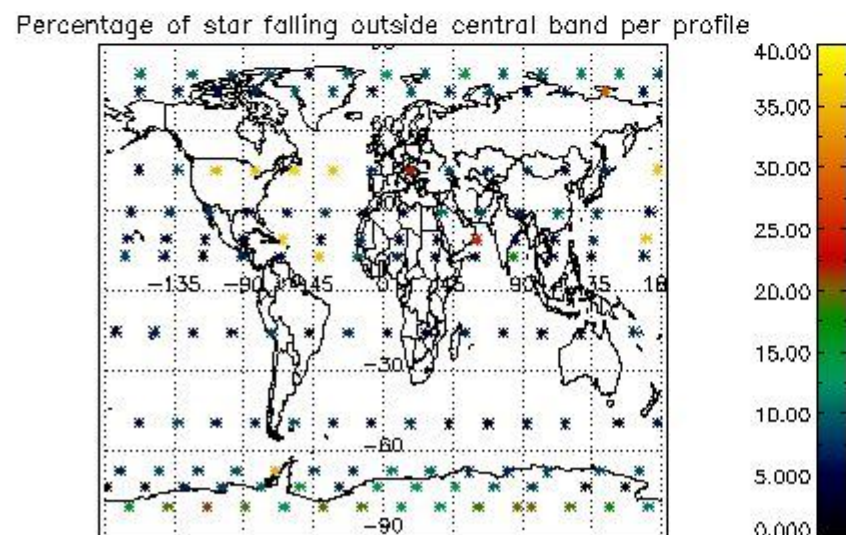
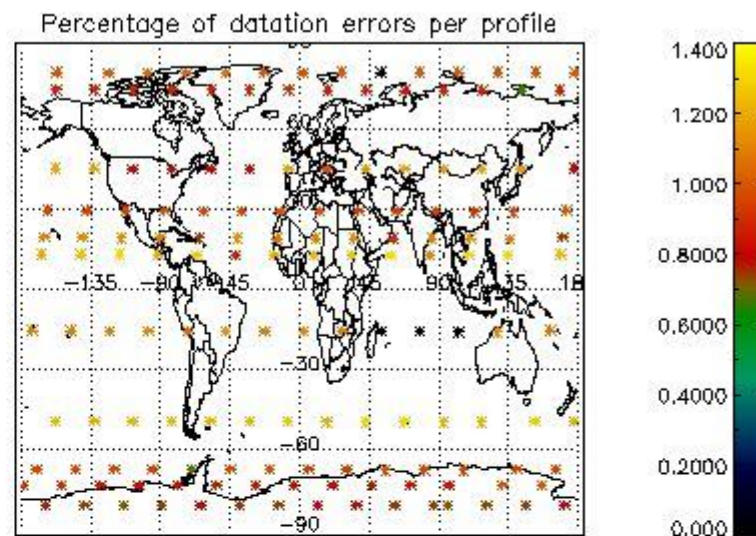
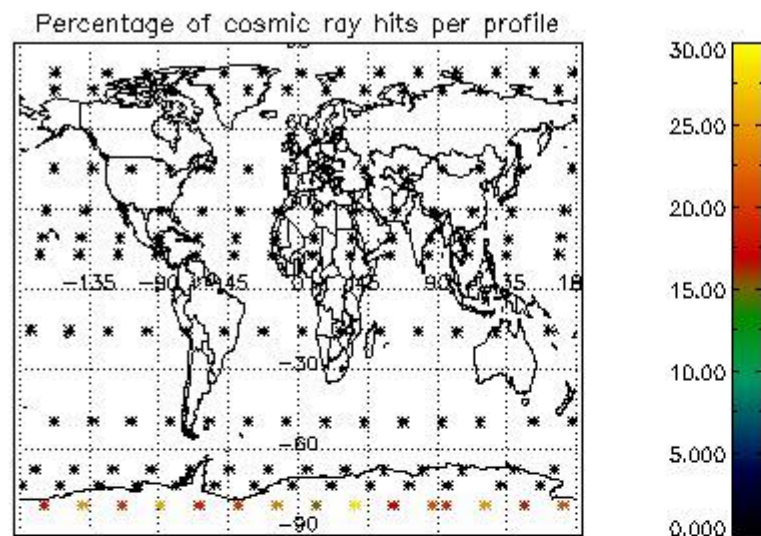


4.2 Plot quality information per product coming from level 1b processing (world map)

4.2.1 Plot level 1 quality information per product (world map): ENVISAT ASCENDING passes



4.2.2 Plot level 1 quality information per product (world map): ENVISAT DESCENDING passes



5. Trace gas profiles

5.1 Ozone statistics based on quality of products

The final quality of the products can be "measured" using the STD (Standard Deviation) attached to every point profile. This information is written to the parameter GOM_NL__2P/NL_LOCAL_SPECIES_DENSITY/o3_std of the level 2 products. The table below shows the statistics for given STD ranges.

The statistics are given with respect to the overall valid production:

- Products without fatal errors: GOM_NL__2P/MPH/PRODUCT_ERR=0
- Valid point profile: GOM_NL__2P/NL_LOCAL_SPECIES_DENSITY/pcd(0)=0

The 'Criteria' is applied to valid points of dark limb products:

- Products in dark limb illumination condition: GOM_NL__2P/NL_SUMMARY_QUALITY/obs_ill_cond=0
- Products without fatal errors: GOM_NL__2P/MPH/PRODUCT_ERR=0
- Valid point profile: GOM_NL__2P/NL_LOCAL_SPECIES_DENSITY/pcd(0)=0

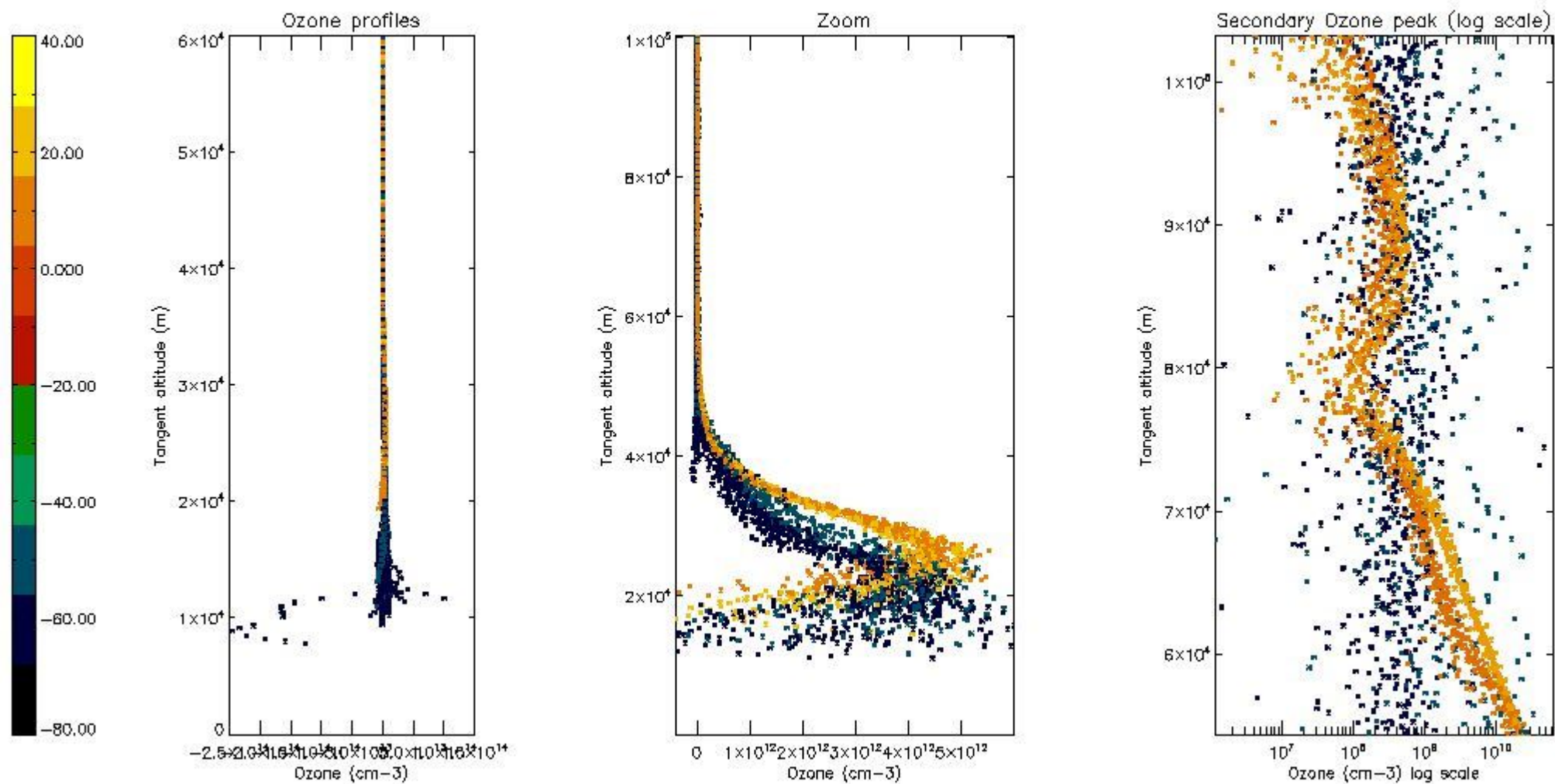
So, the table below shows the percentage of dark limb and valid observations for each criteria with respect to the overall valid daily observations.

Criteria	% of total production
All STD	27
STD < 20	10

STD < 10	6
STD < 5	3

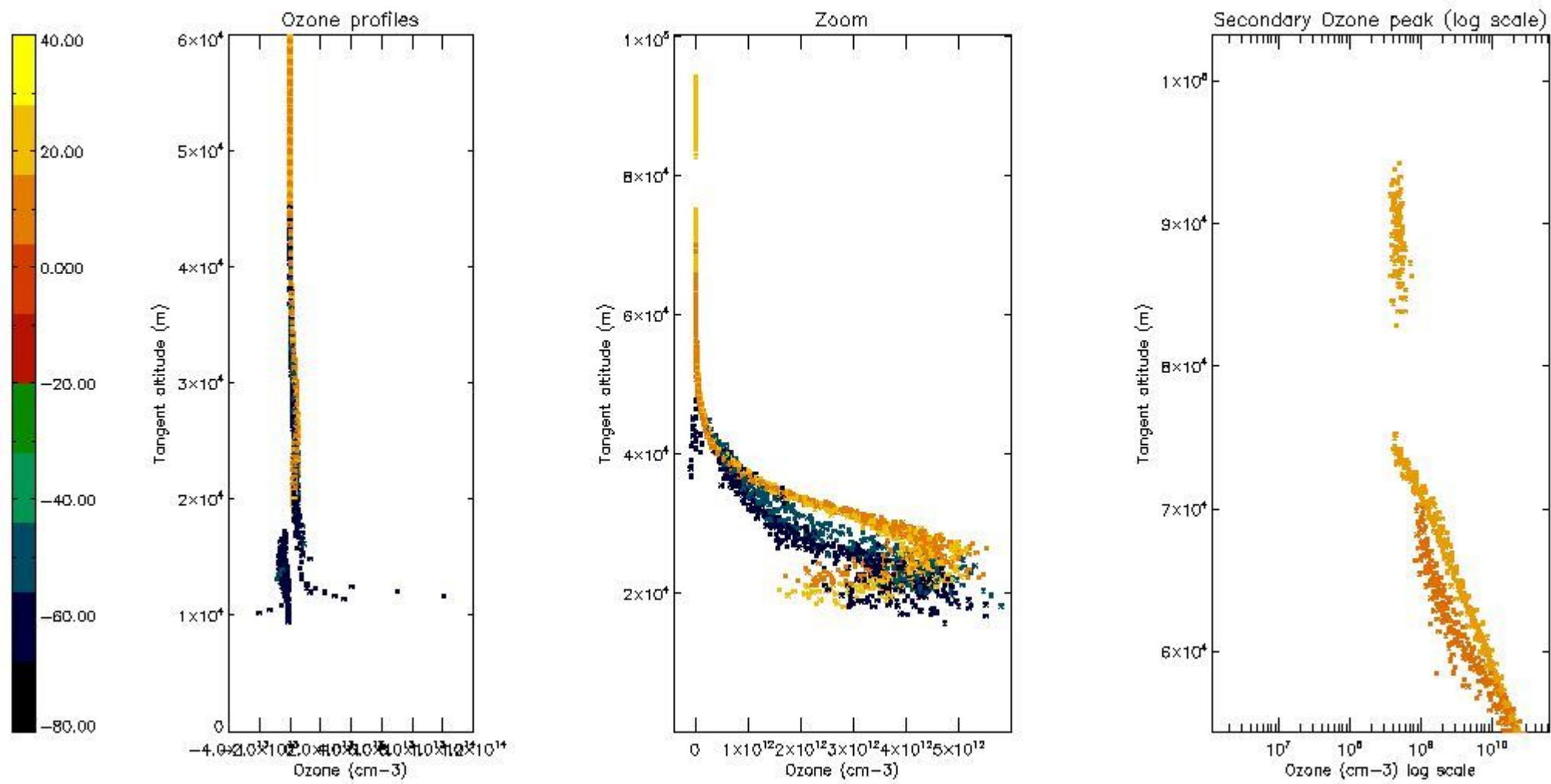
5.2 Plot ozone profiles for all STD (dark without errors)

The colorbar represents the latitude.



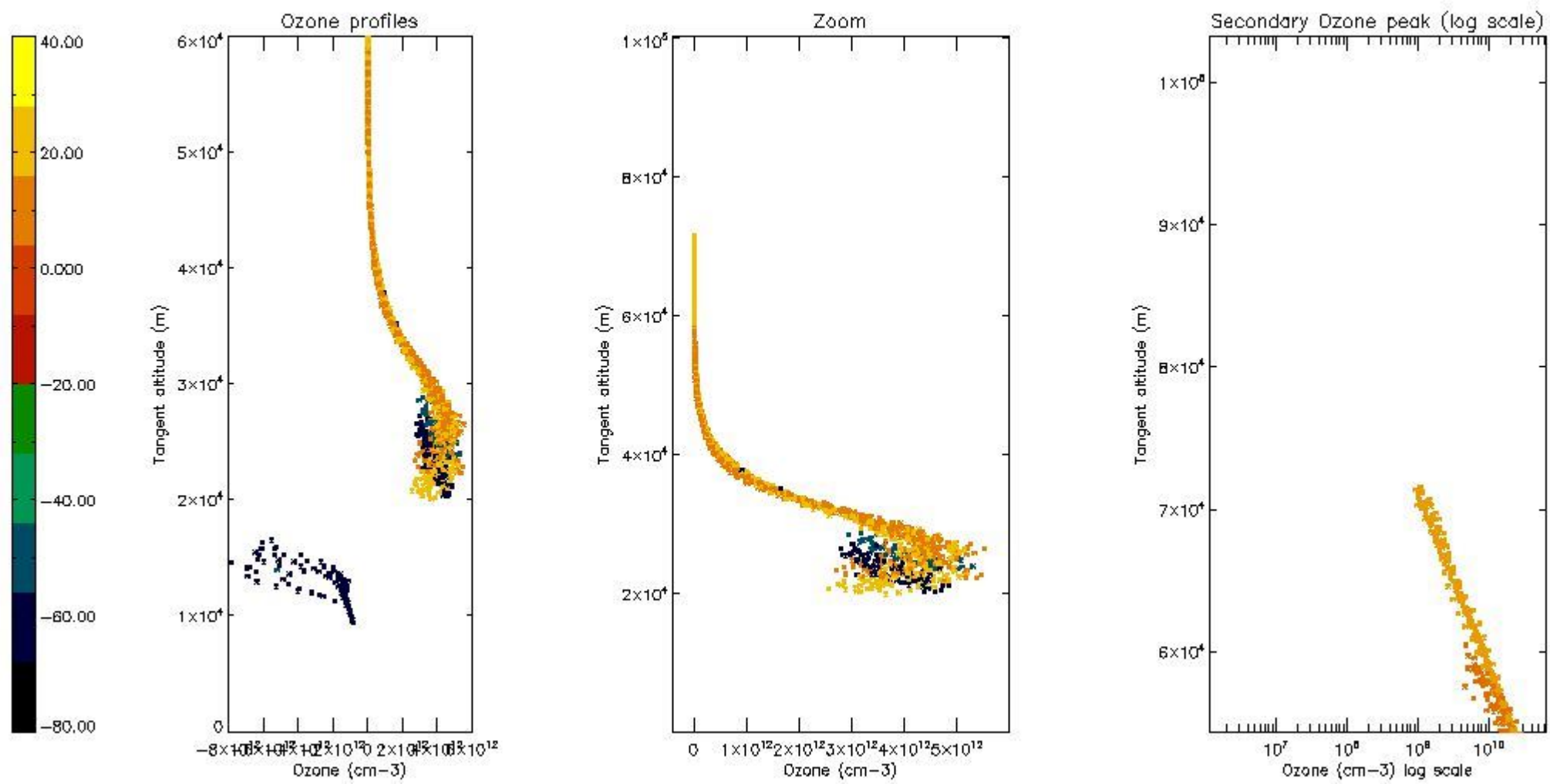
5.3 Plot ozone profiles where STD < 20% (dark without errors)

The colorbar represents the latitude.



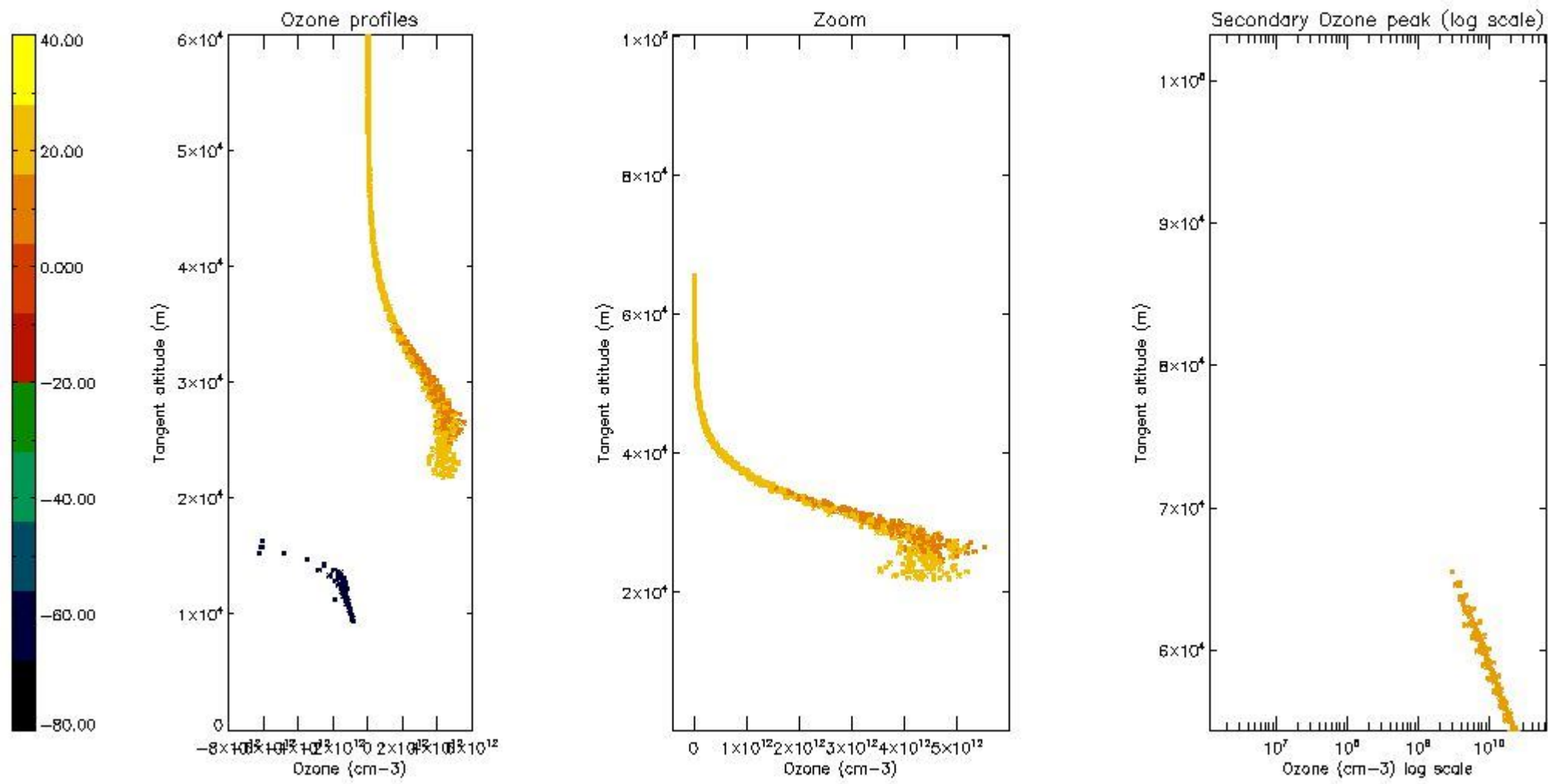
5.4 Plot ozone profiles where STD < 10% (dark without errors)

The colorbar represents the latitude.



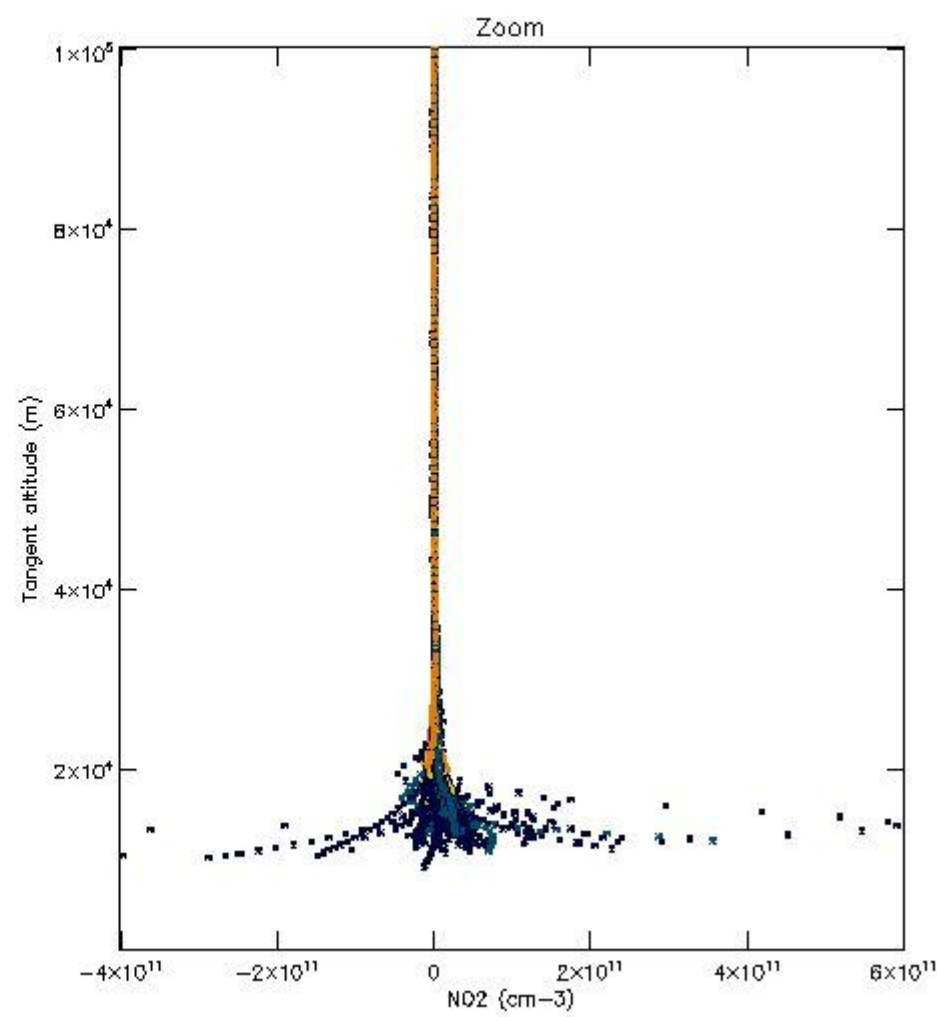
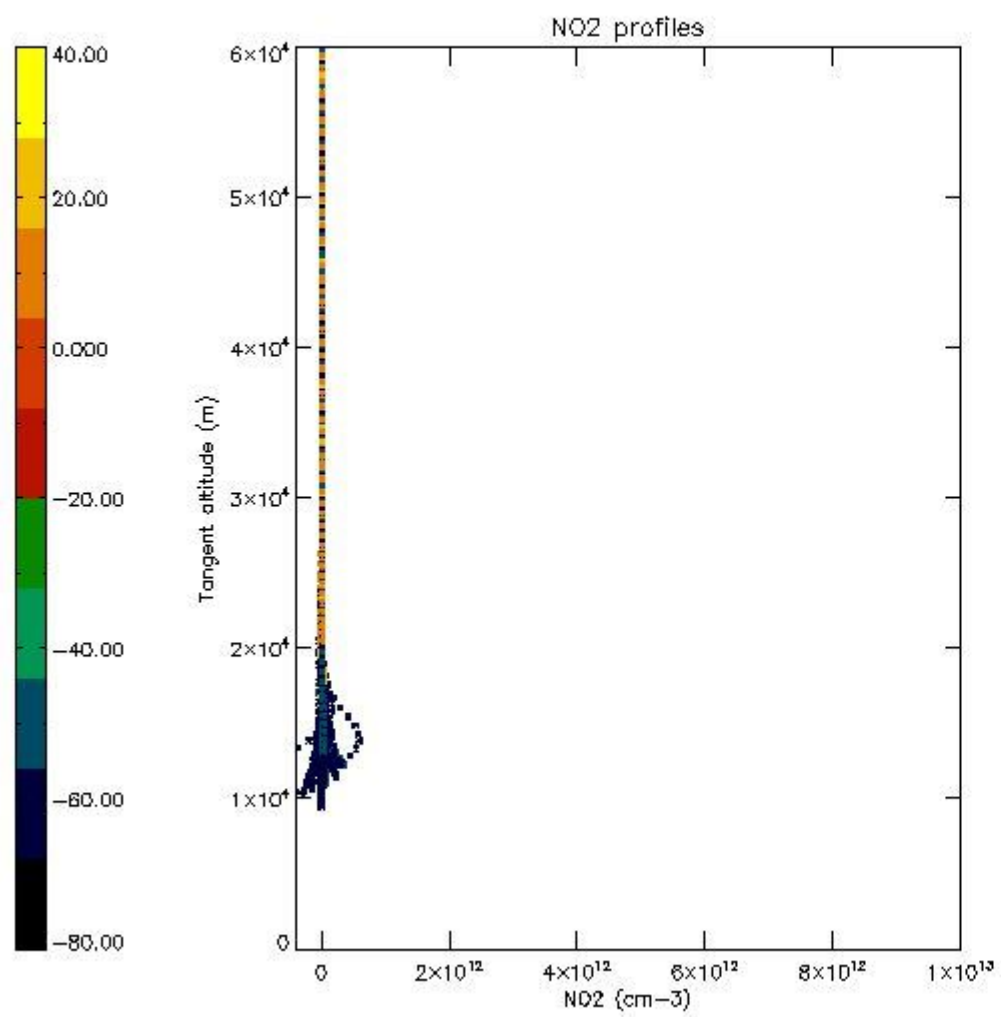
5.5 Plot ozone profiles where $STD < 5\%$ (dark without errors)

The colorbar represents the latitude.



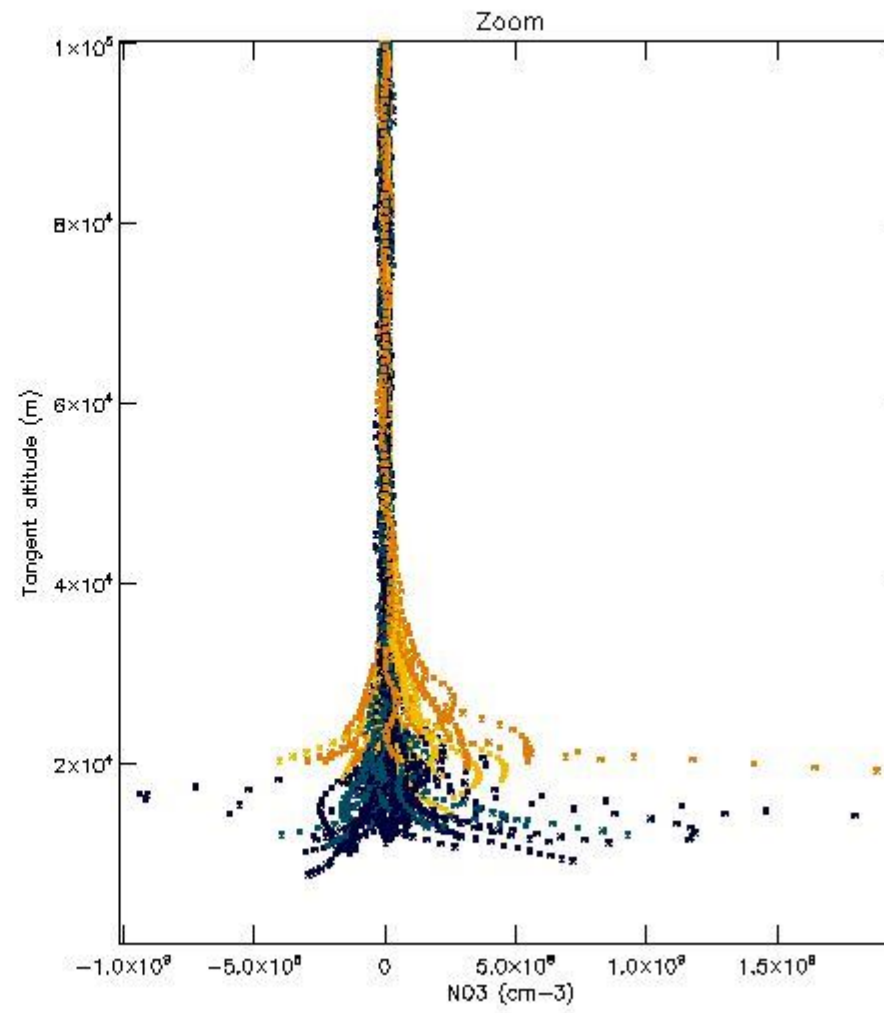
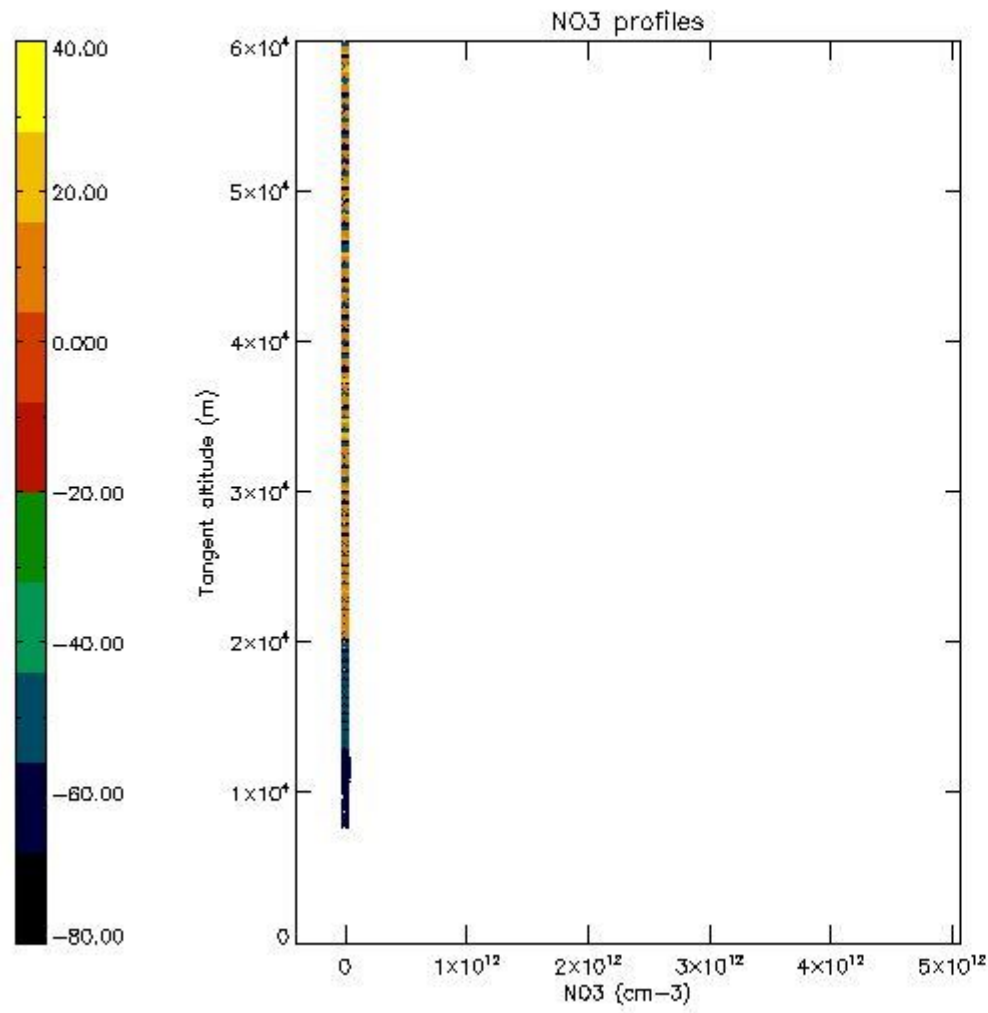
5.6 Plot NO₂ profiles for all STD (dark without errors)

The colorbar represents the latitude.



5.7 Plot NO3 profiles for all STD (dark without errors)

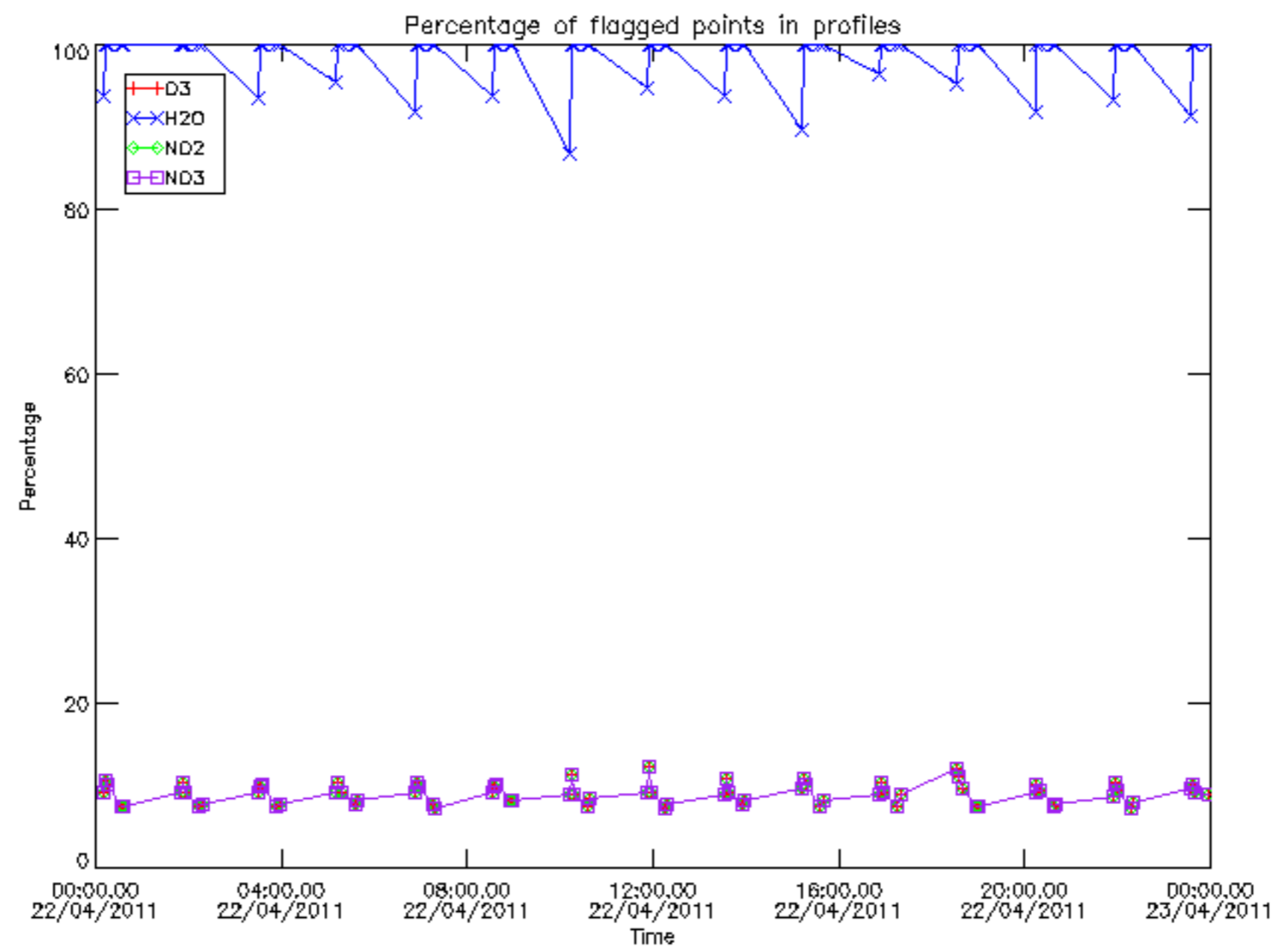
The colorbar represents the latitude.



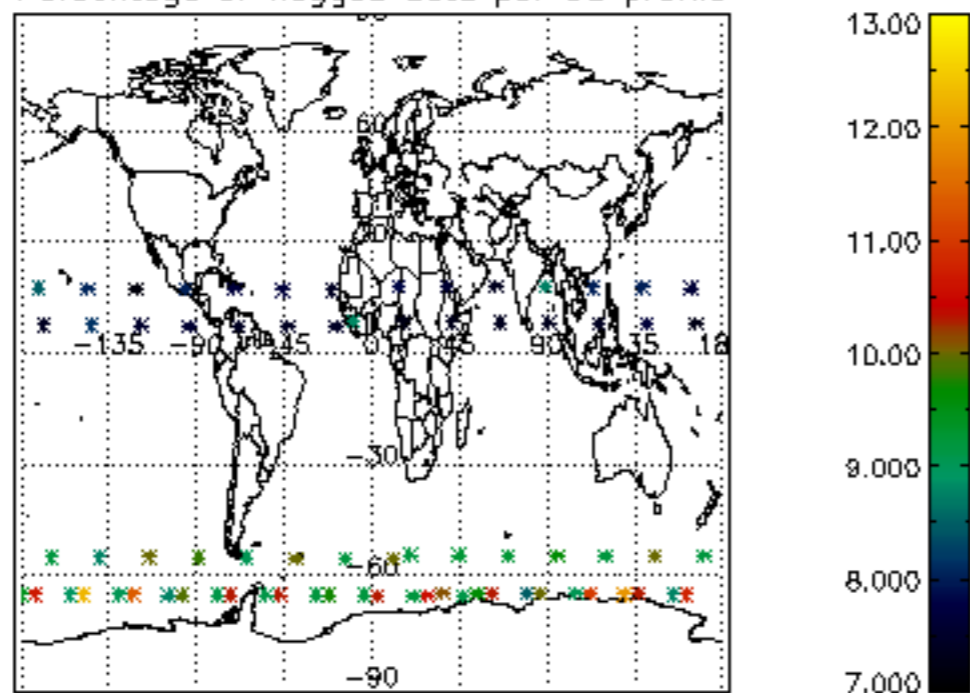
6. Auxiliary Data Files used for the production reported in section 2

The number reported in the third column indicates since which file (see list in section 2) the corresponding auxiliary file has been used. The fourth column is the date of those product files.

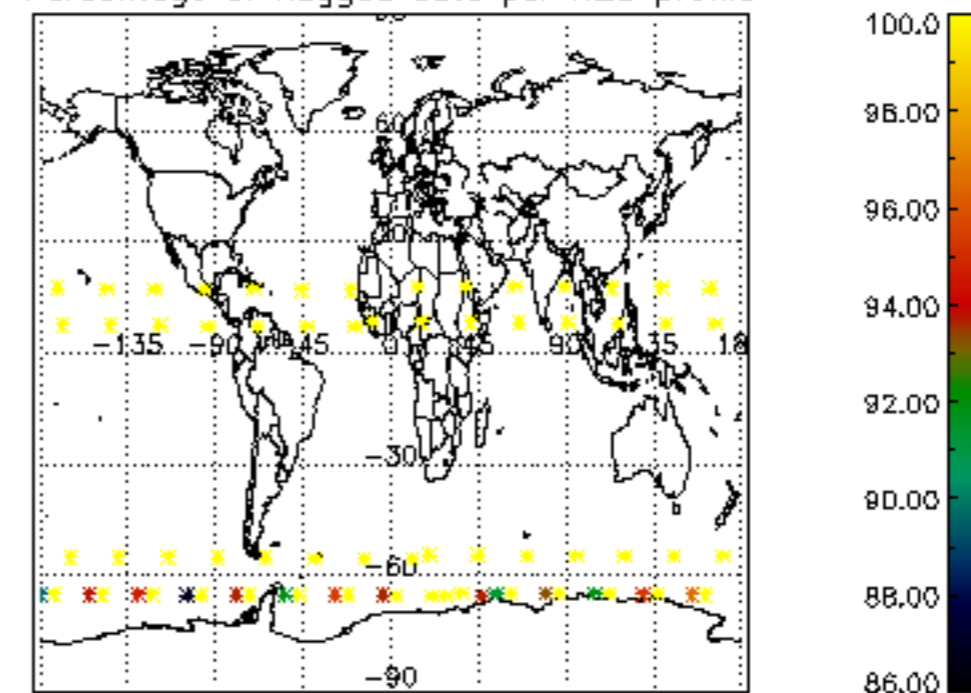
Type	Auxiliary Filename	Used since product	Used since product date
INST_PHYS_CHARACTERISTICS	GOM_INS_AXVIEC20091111_143220_20030716_120000_20500101_000000	1	22-APR-2011 00:02:19
LEVEL-2_PROC_CONFIG	GOM_PR2_AXVIEC20091111_152718_20020301_000000_20500101_000000	1	22-APR-2011 00:02:19
CROSS_SECTIONS_FILE	GOM_CRS_AXVIEC20091111_154832_20020301_000000_20500101_000000	1	22-APR-2011 00:02:19



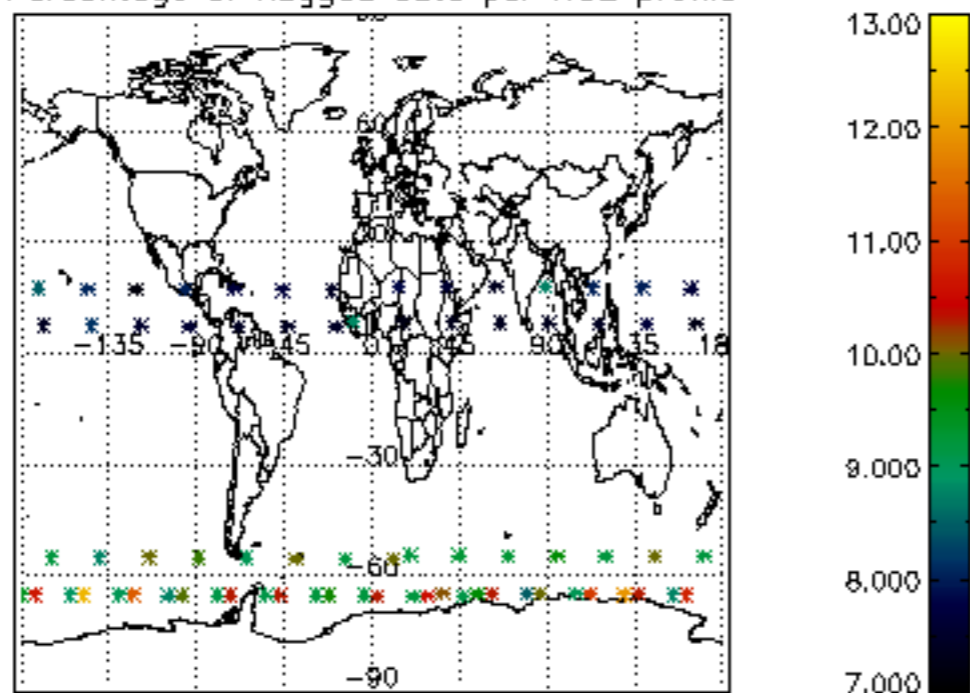
Percentage of flagged data per D3 profile



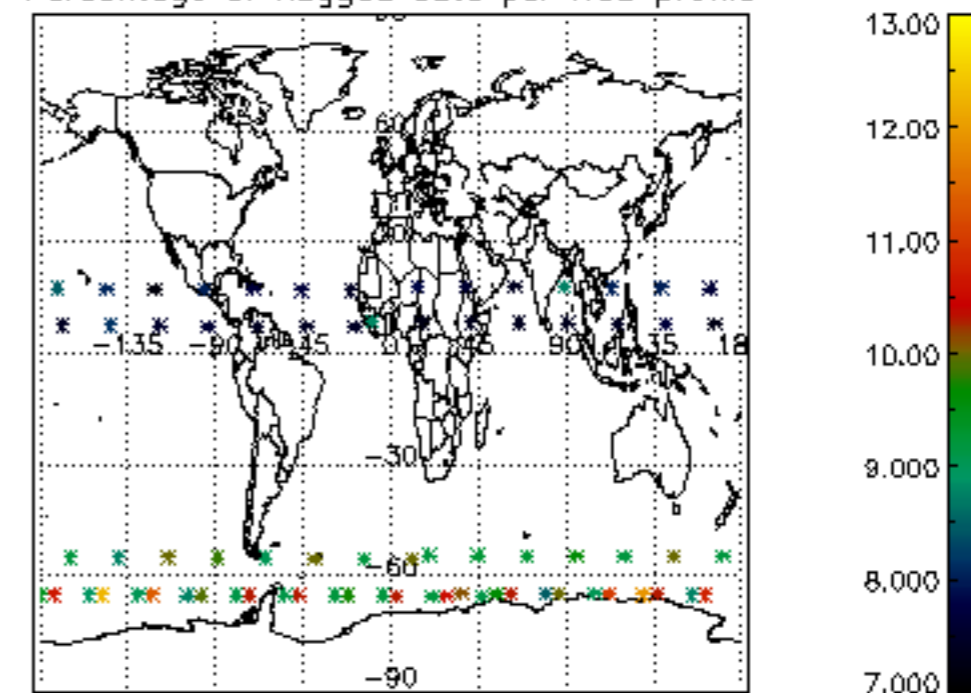
Percentage of flagged data per H2O profile

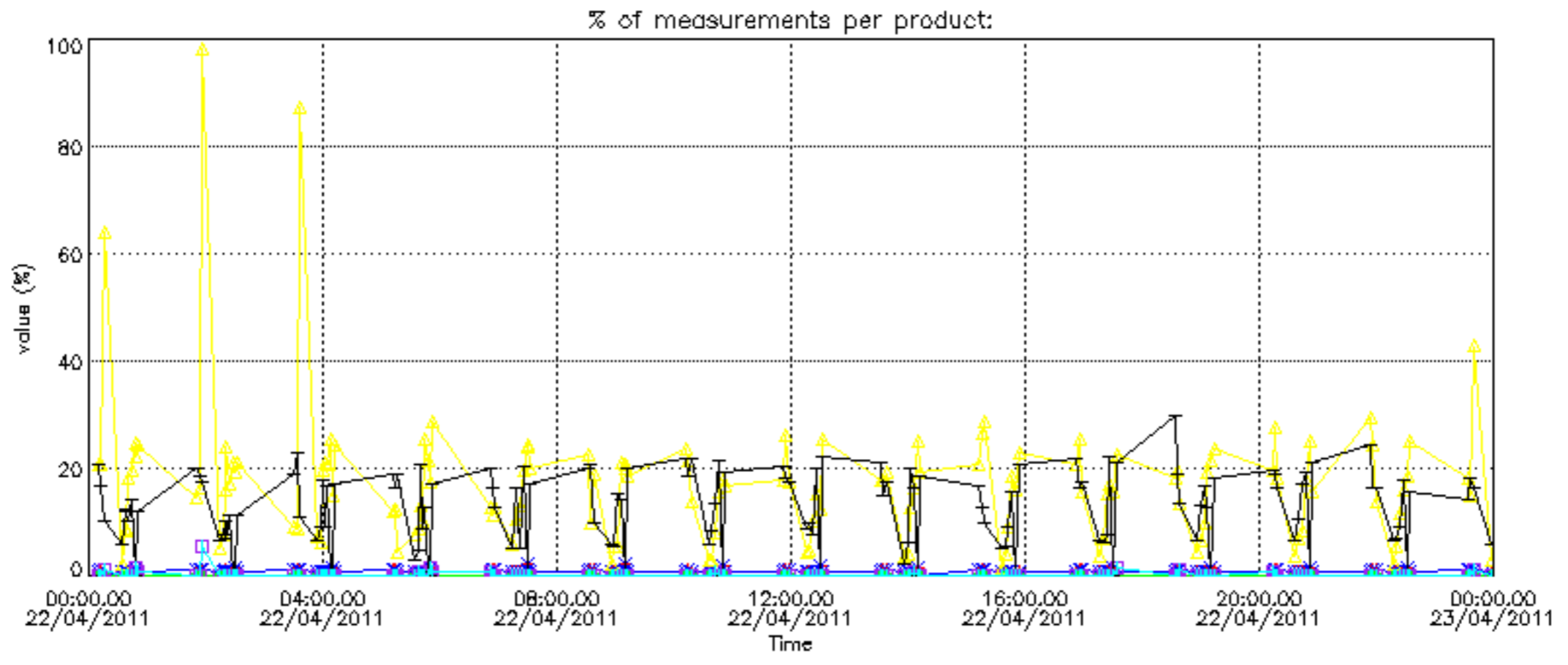


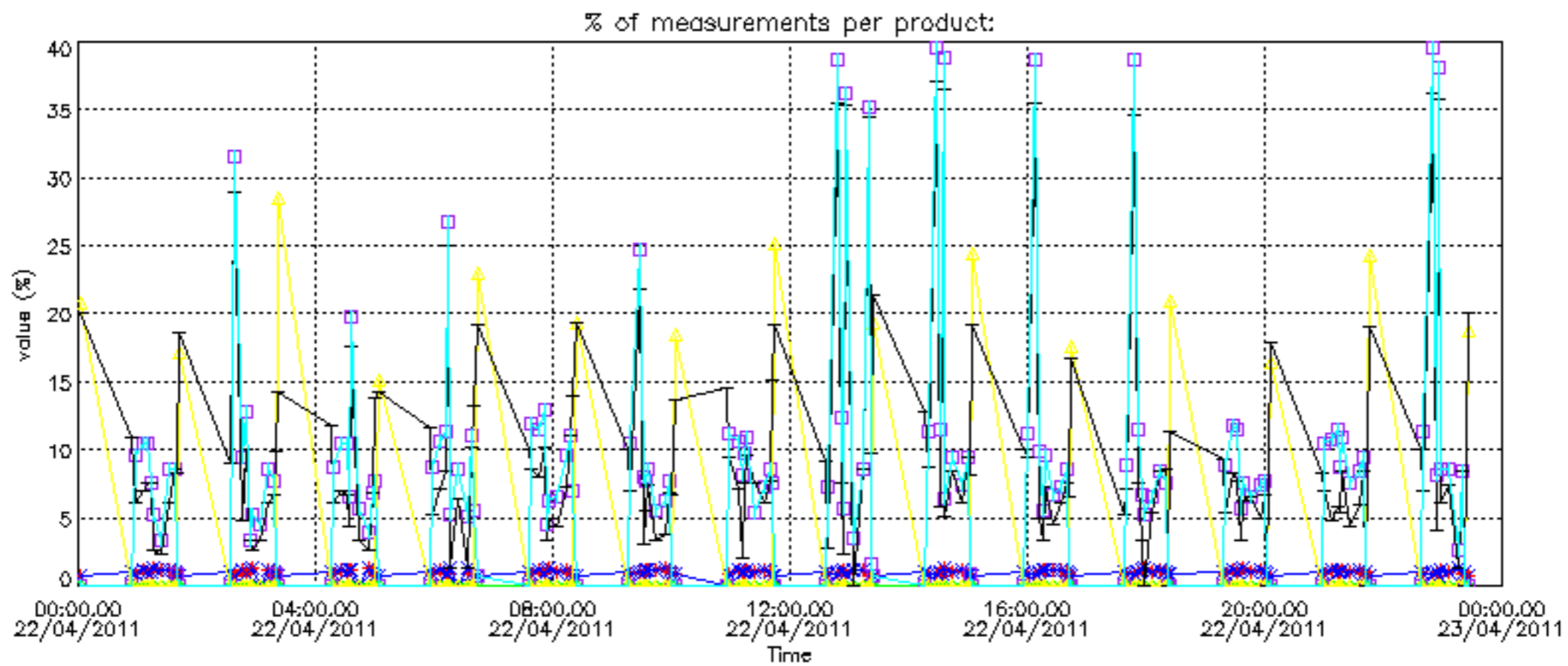
Percentage of flagged data per NO2 profile



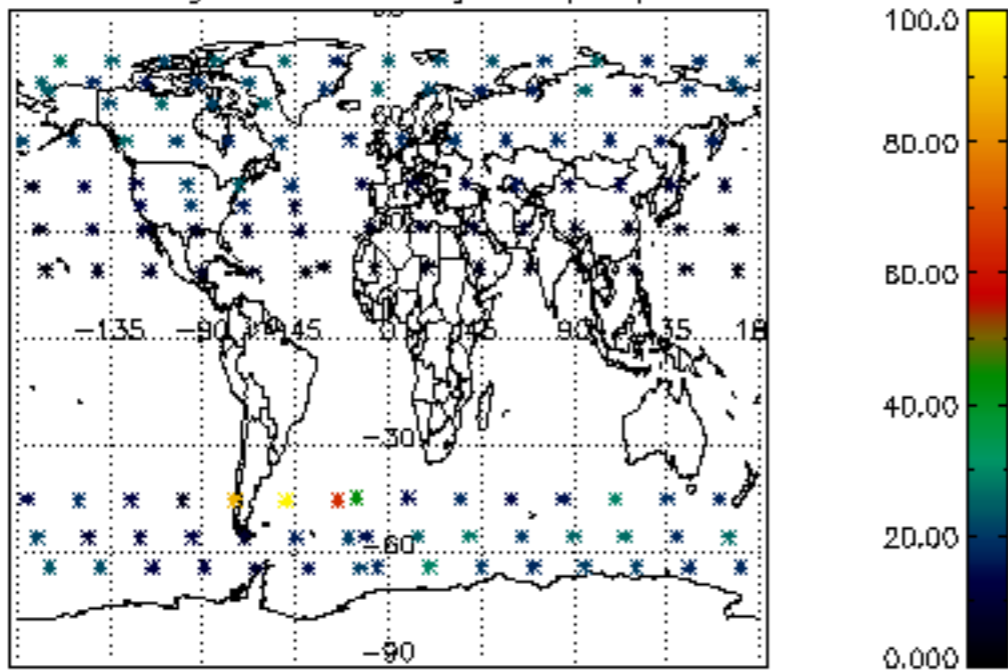
Percentage of flagged data per NO3 profile



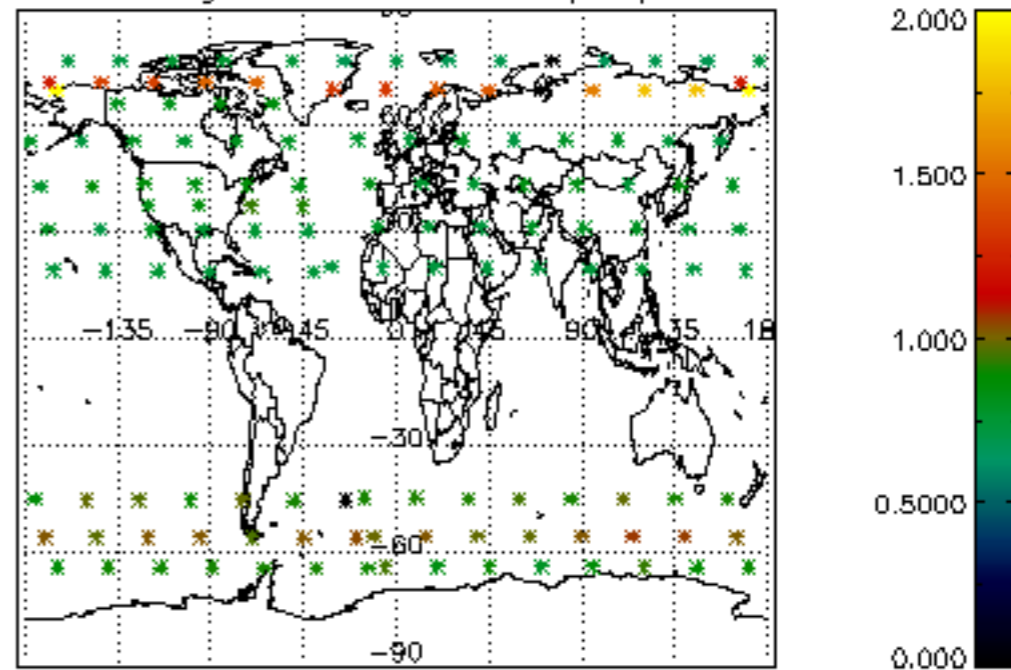




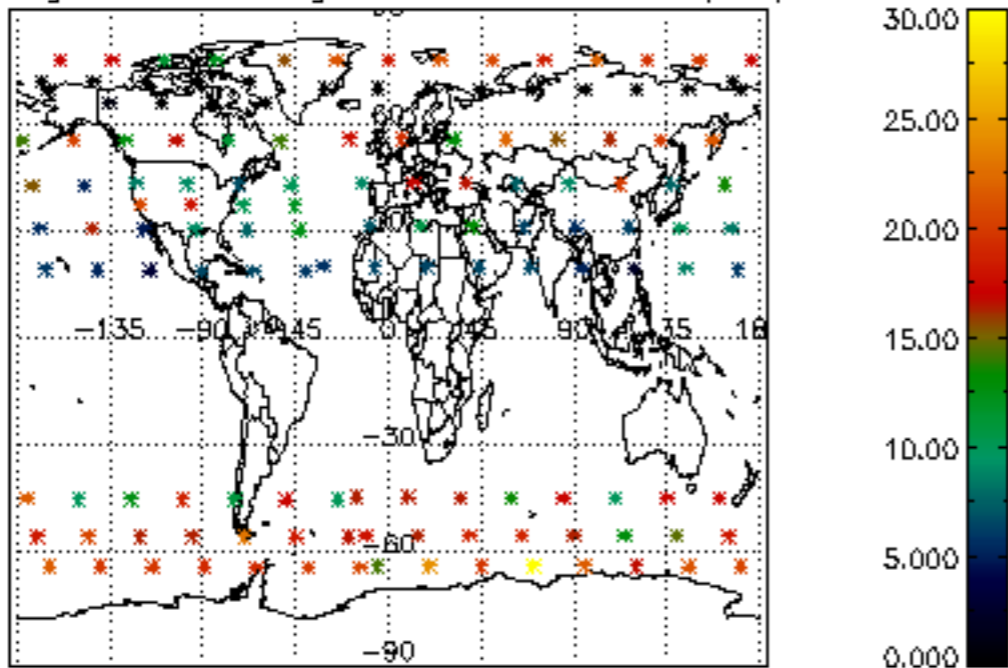
Percentage of cosmic ray hits per profile



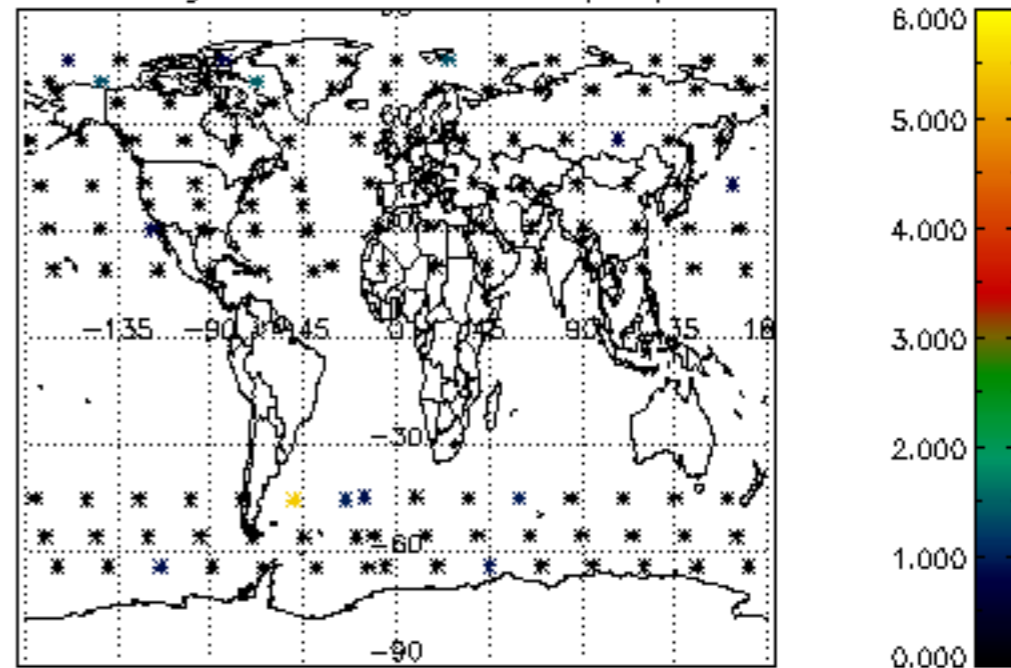
Percentage of datation errors per profile



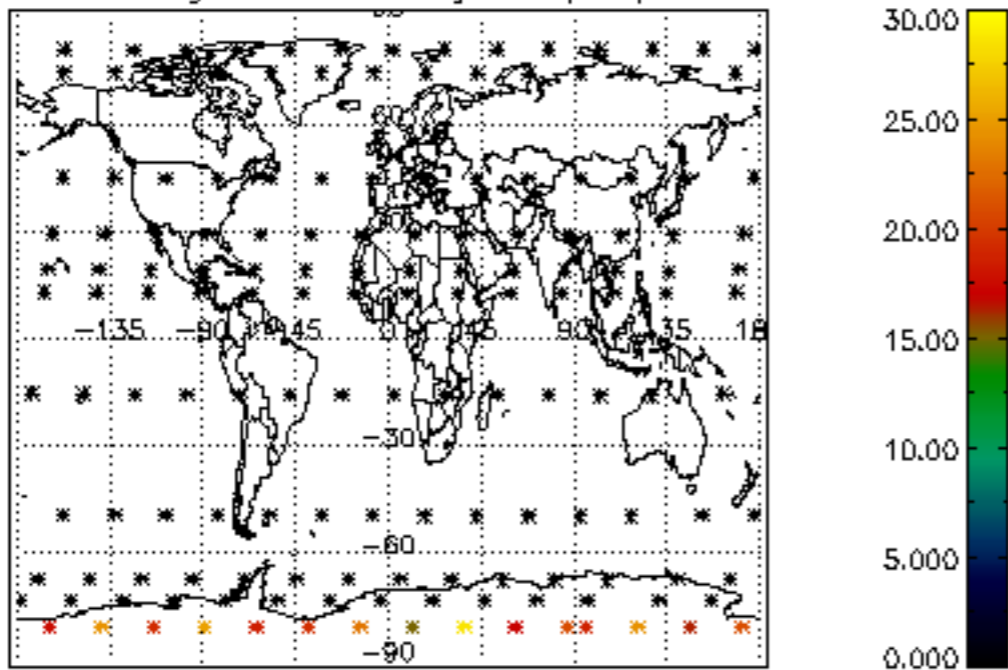
Percentage of star falling outside central band per profile



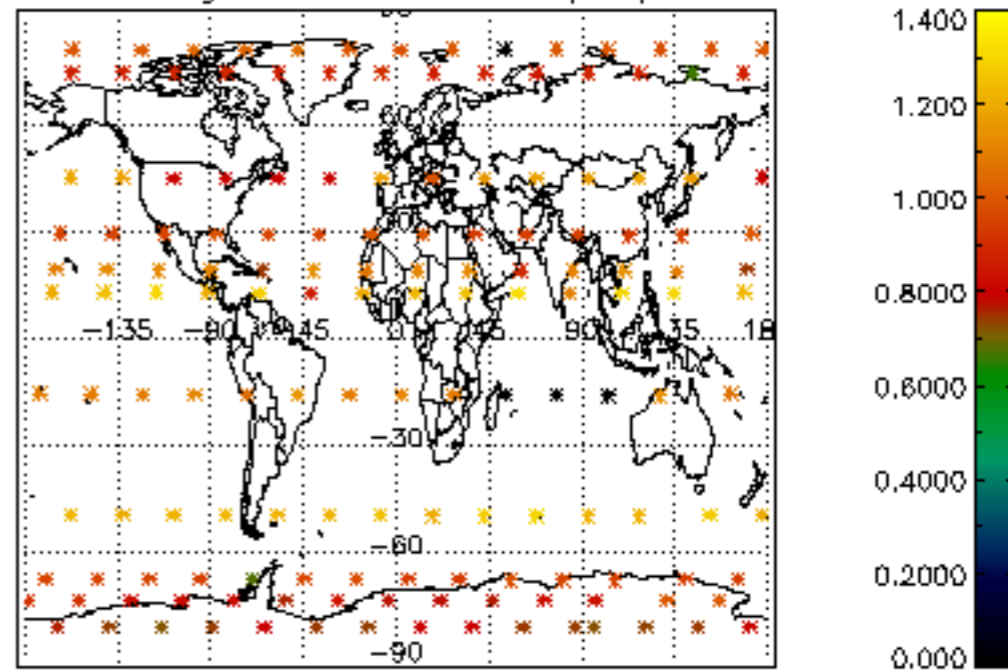
Percentage of saturation errors per profile



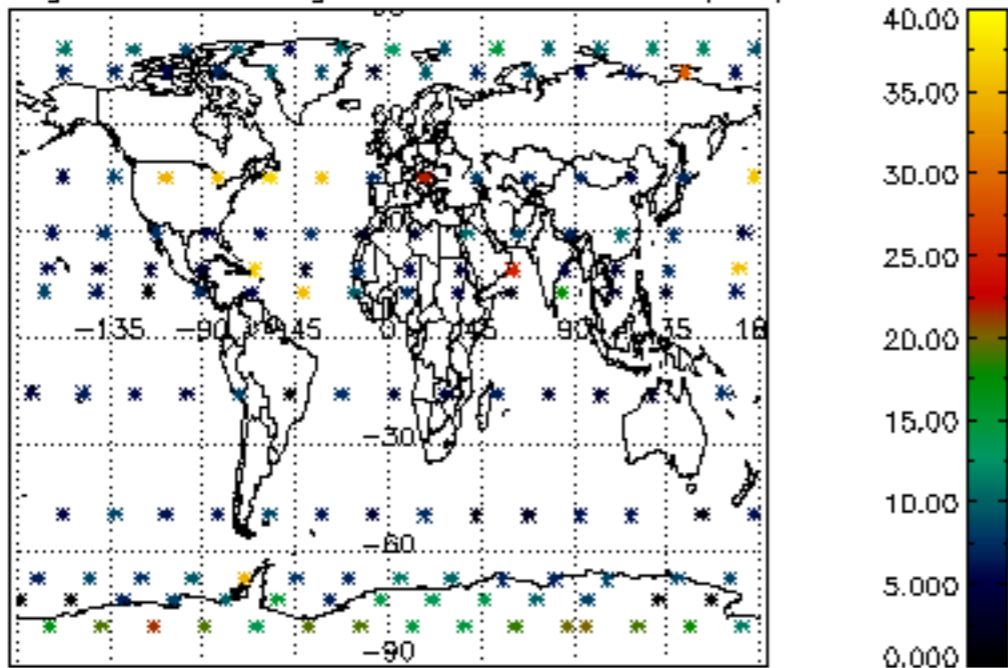
Percentage of cosmic ray hits per profile



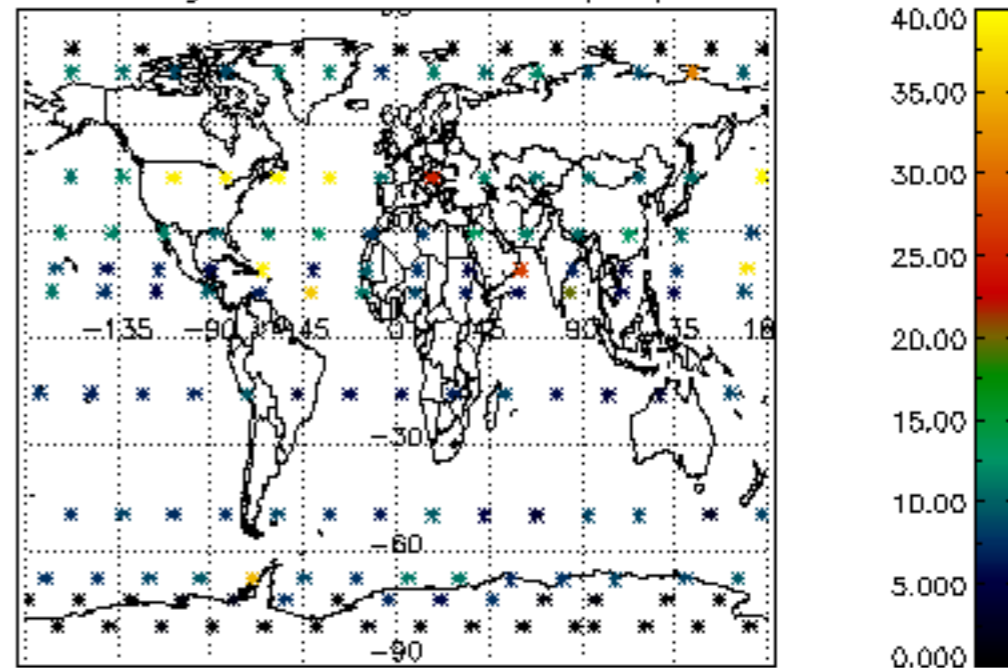
Percentage of datation errors per profile

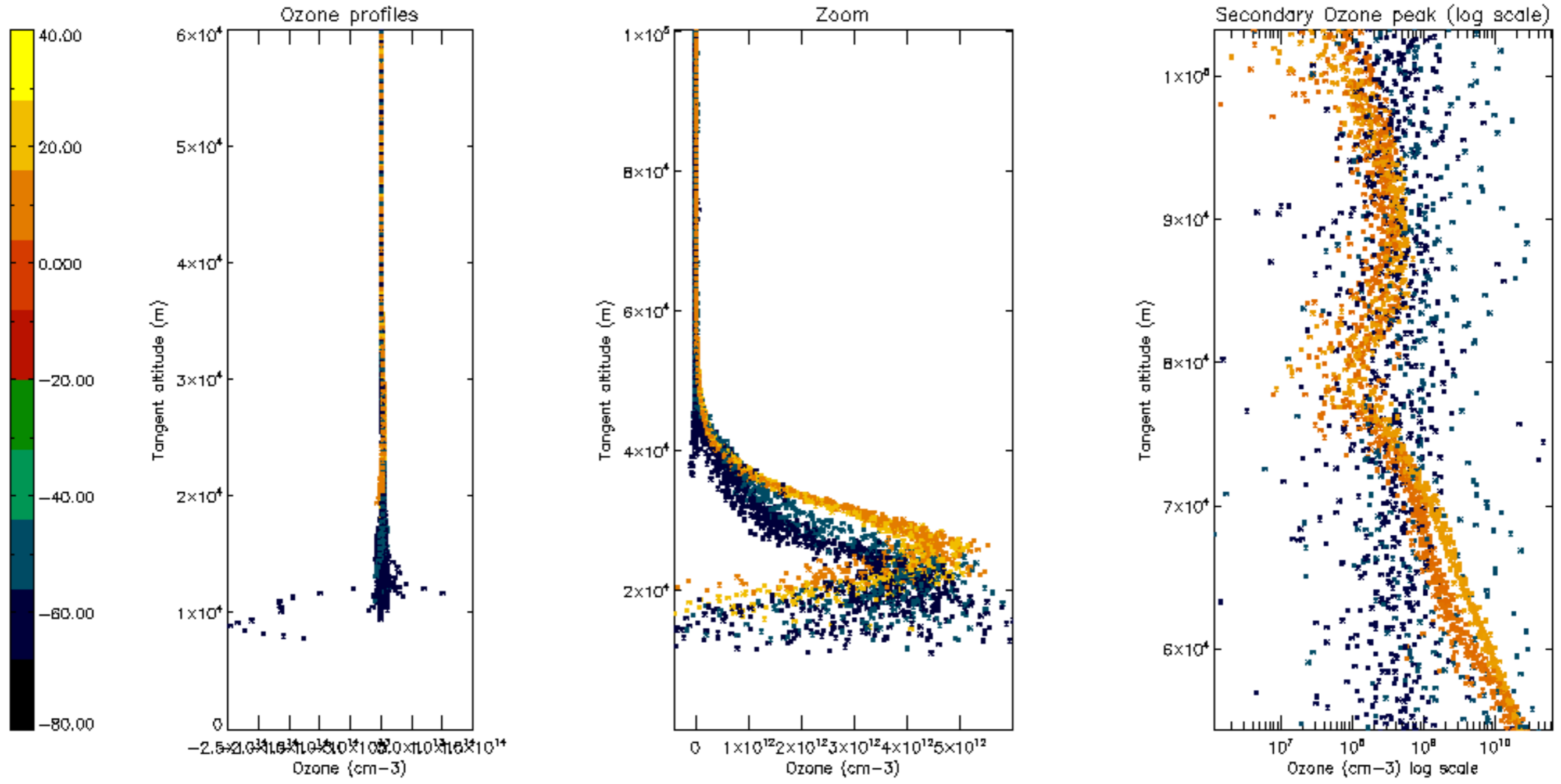


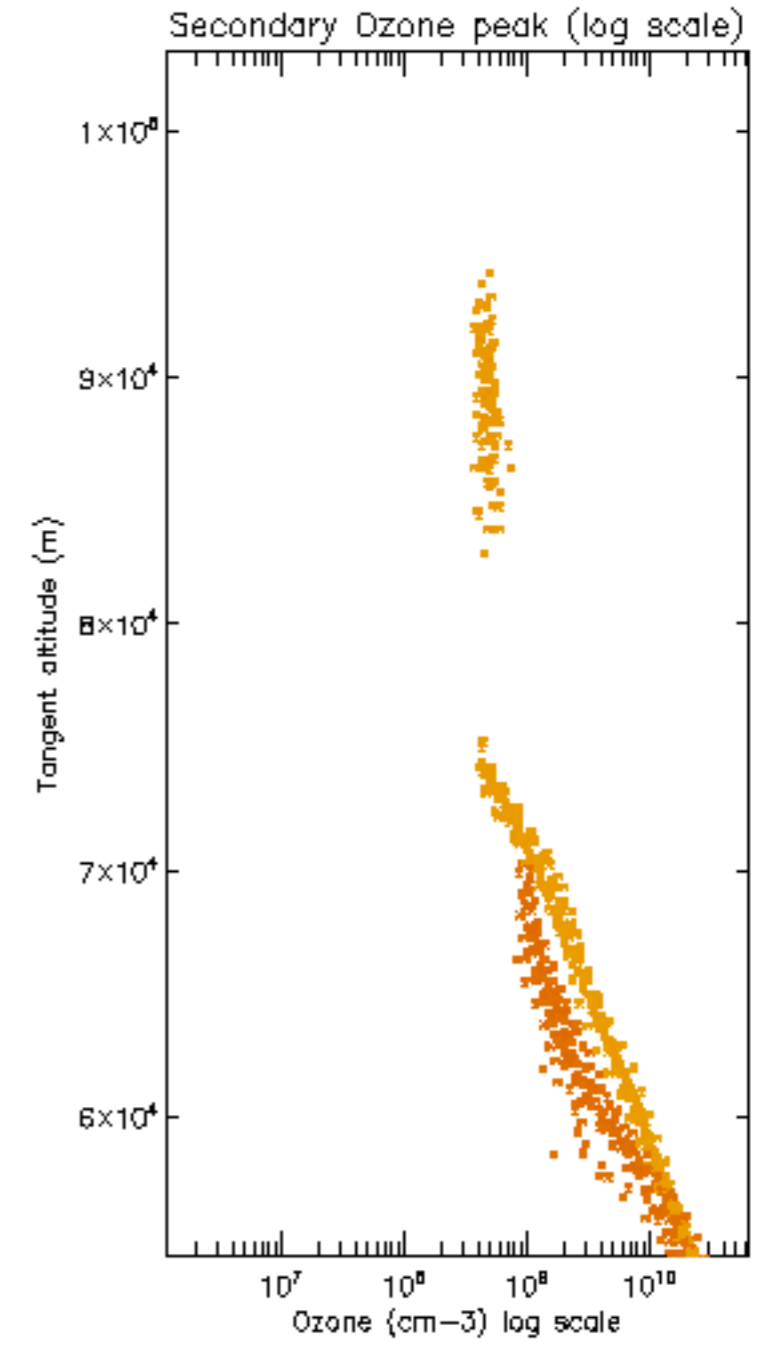
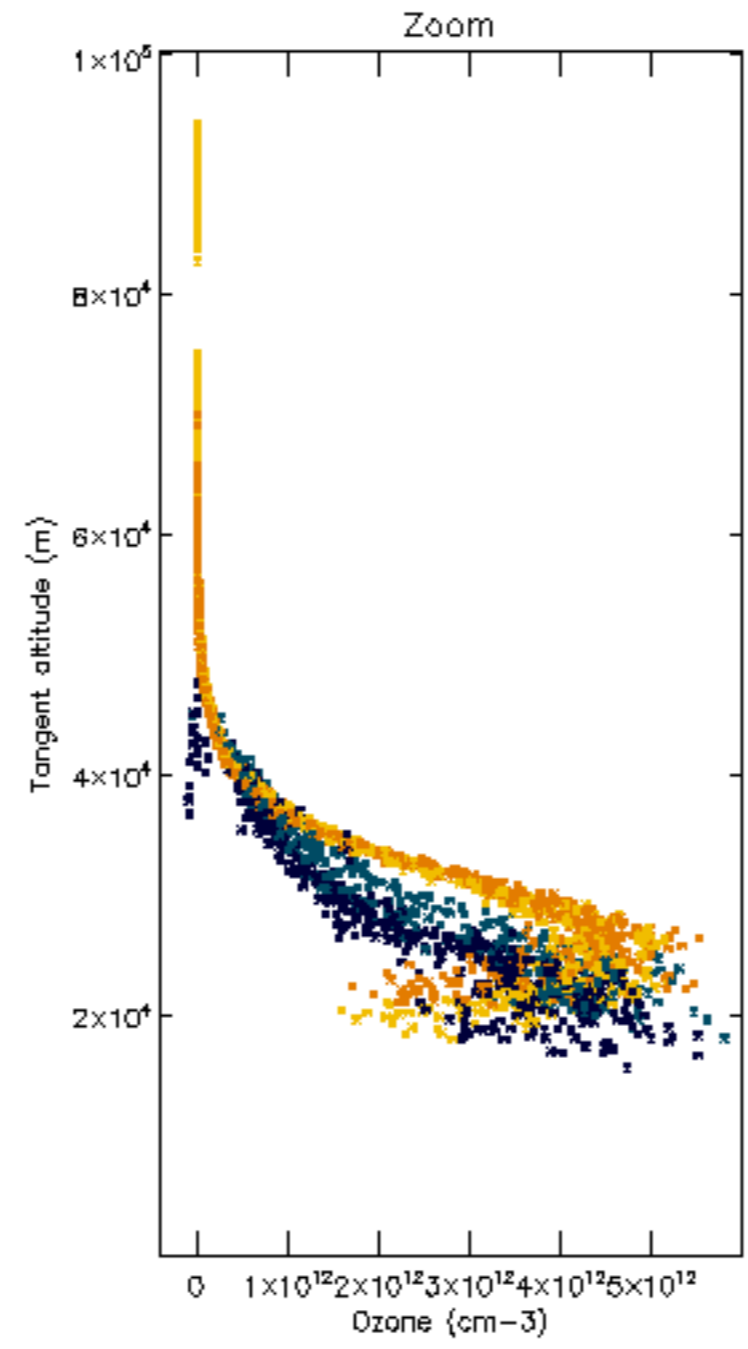
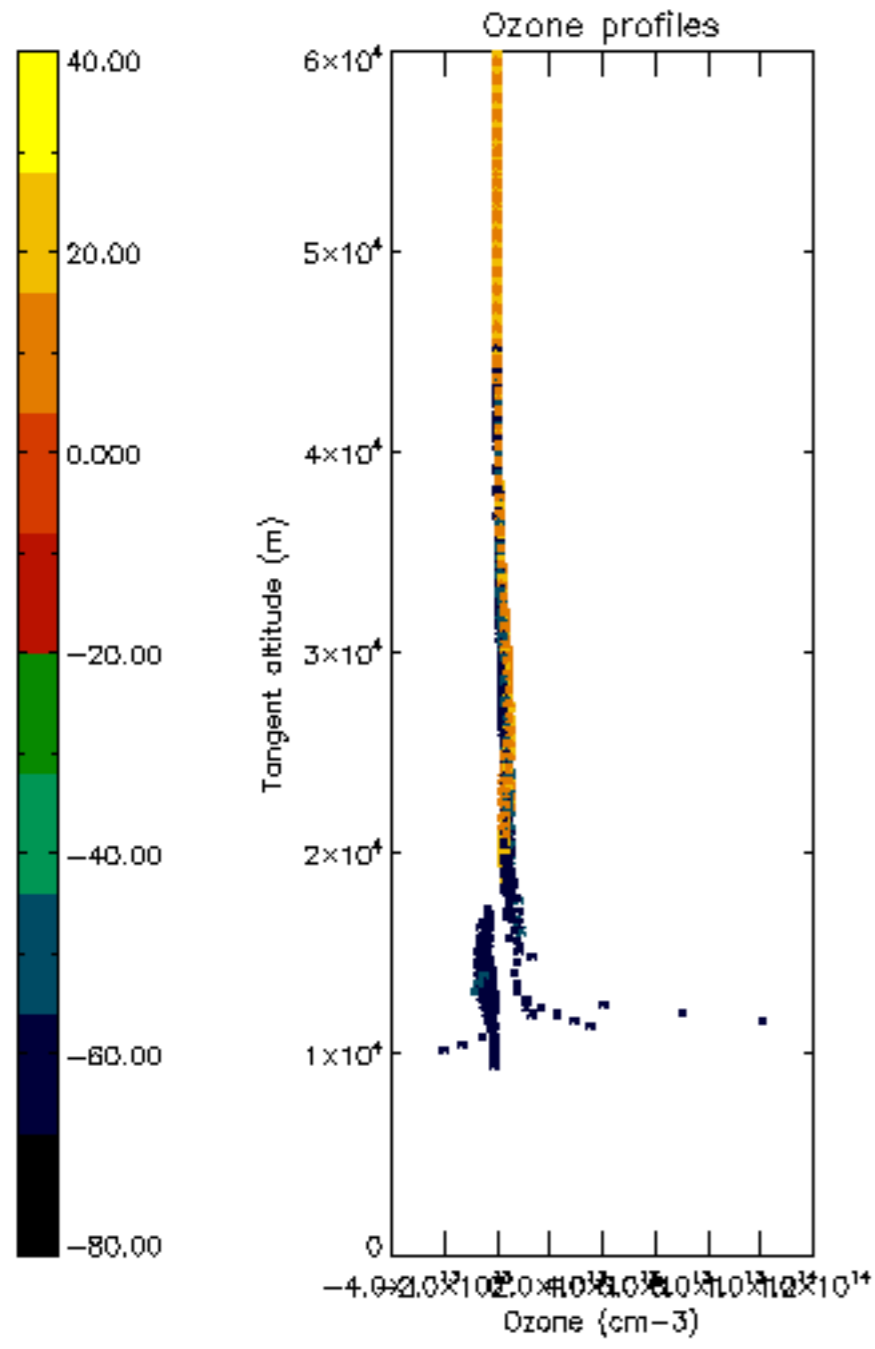
Percentage of star falling outside central band per profile

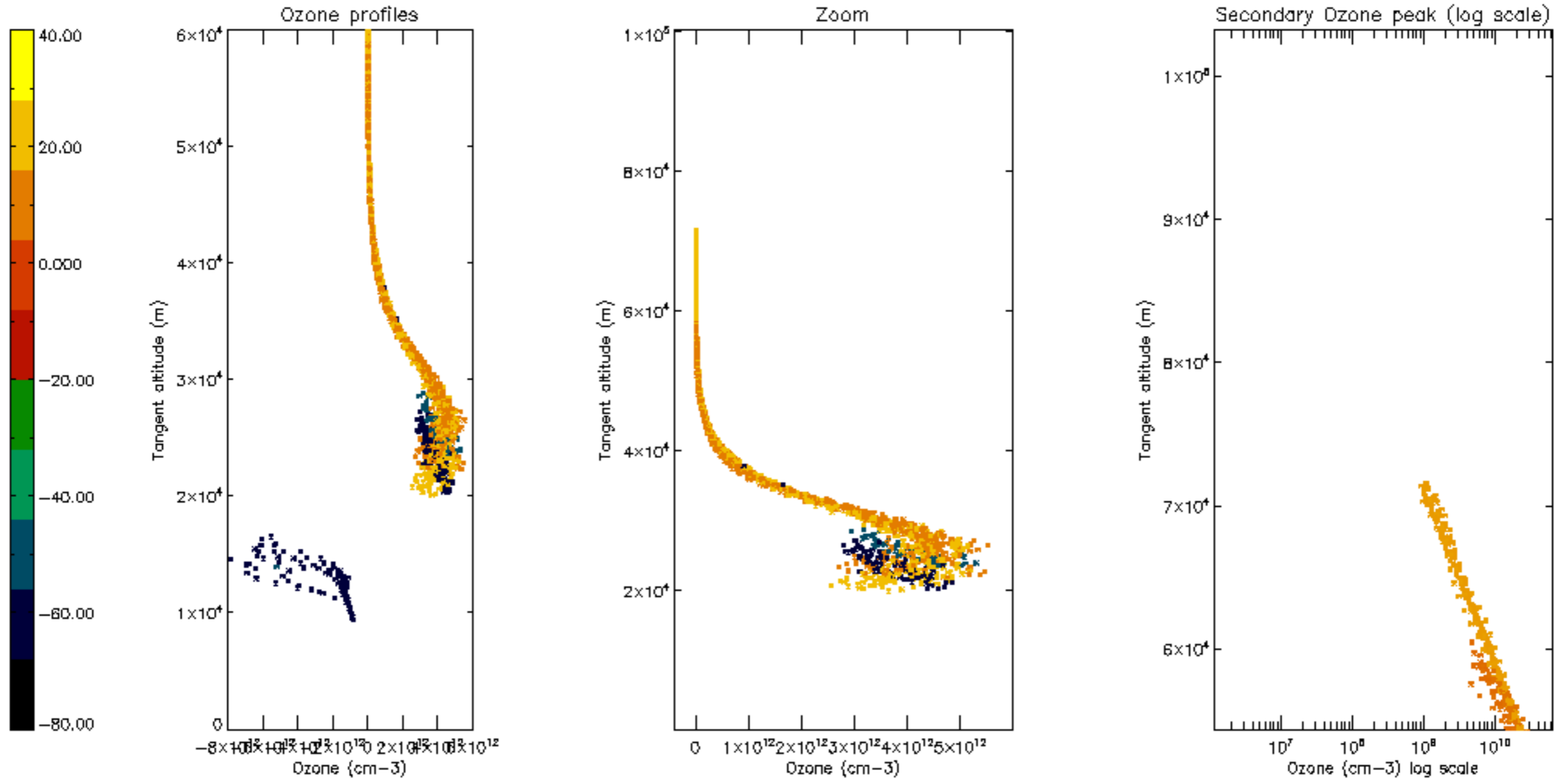


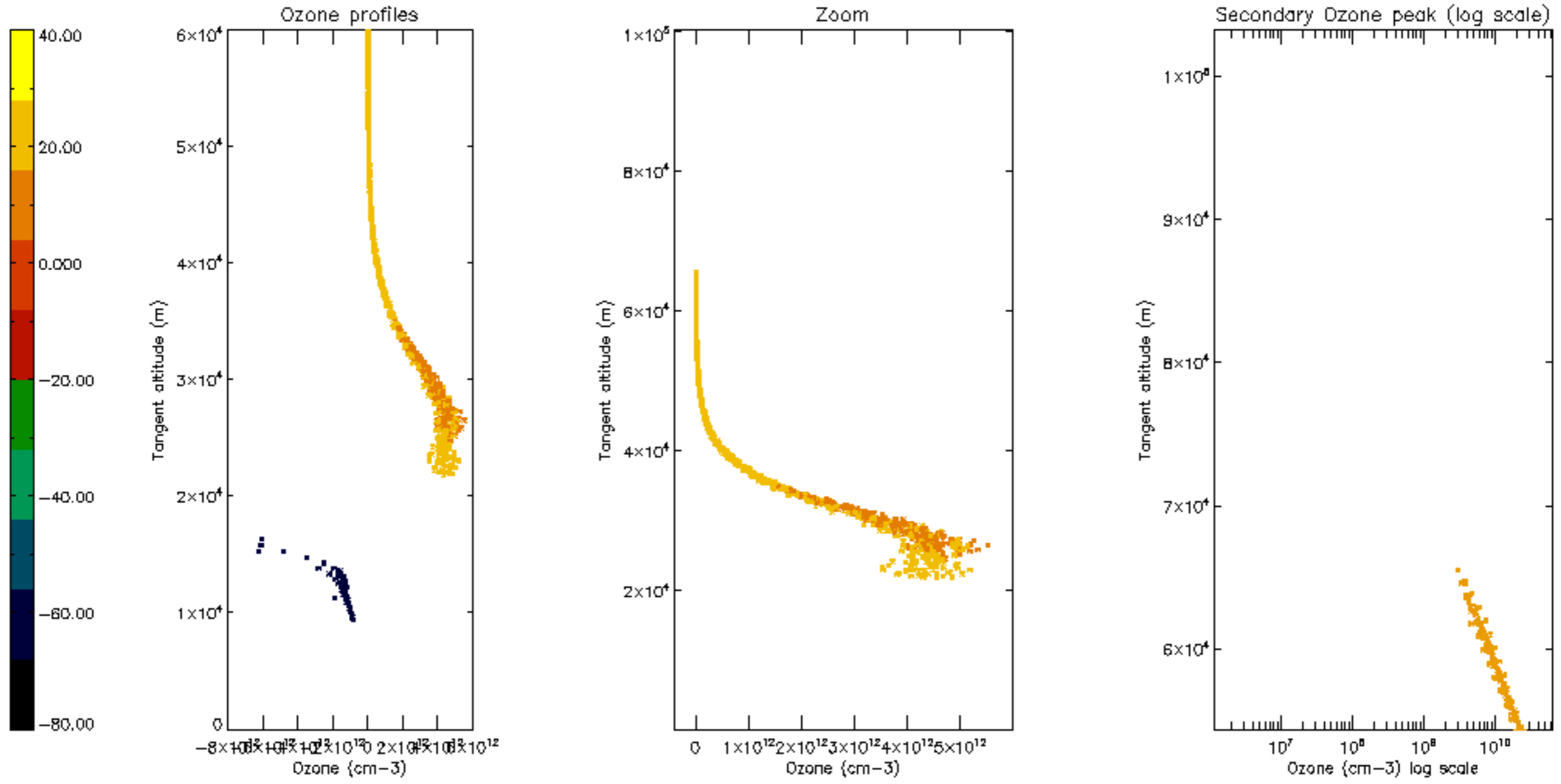
Percentage of saturation errors per profile

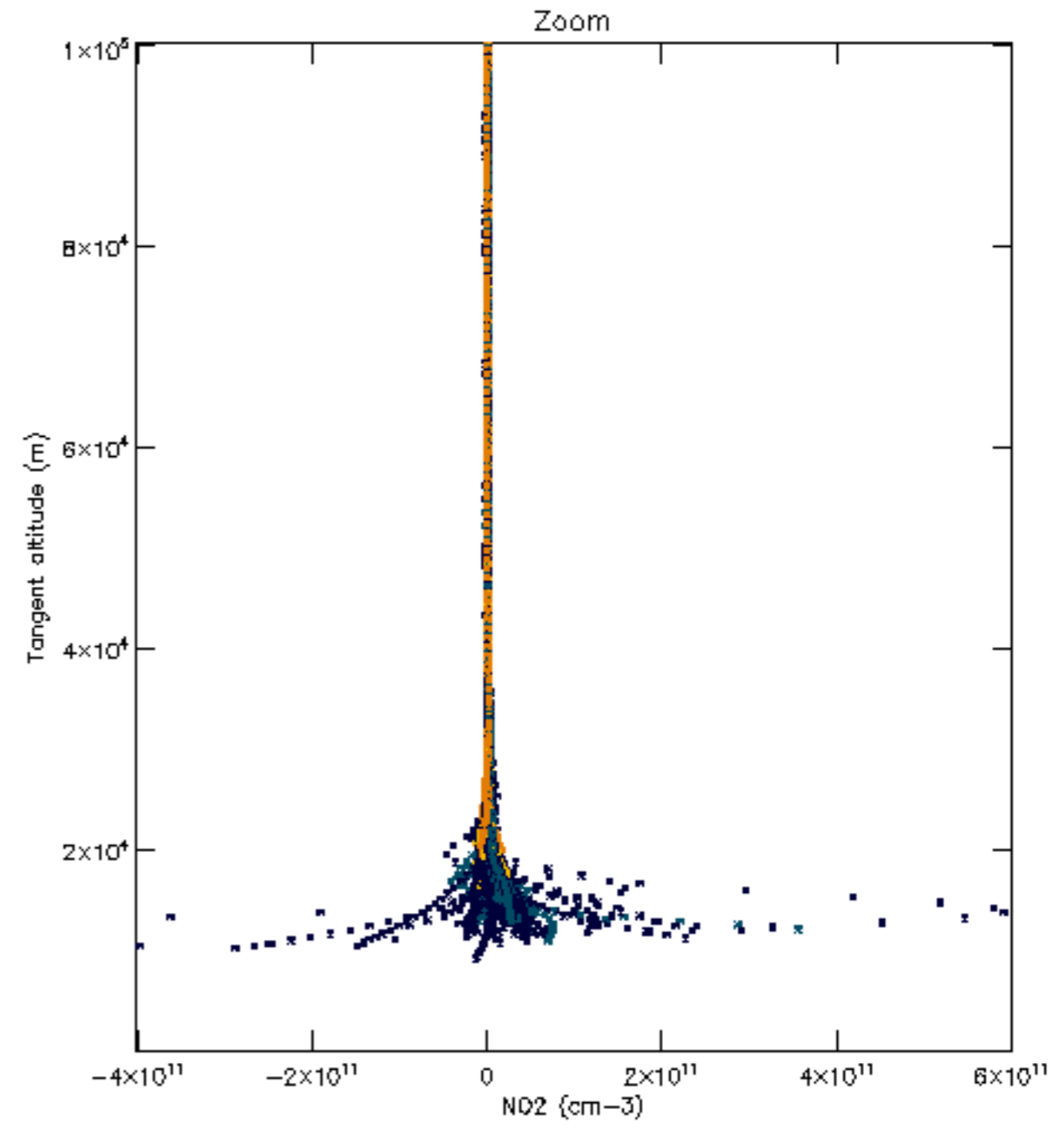
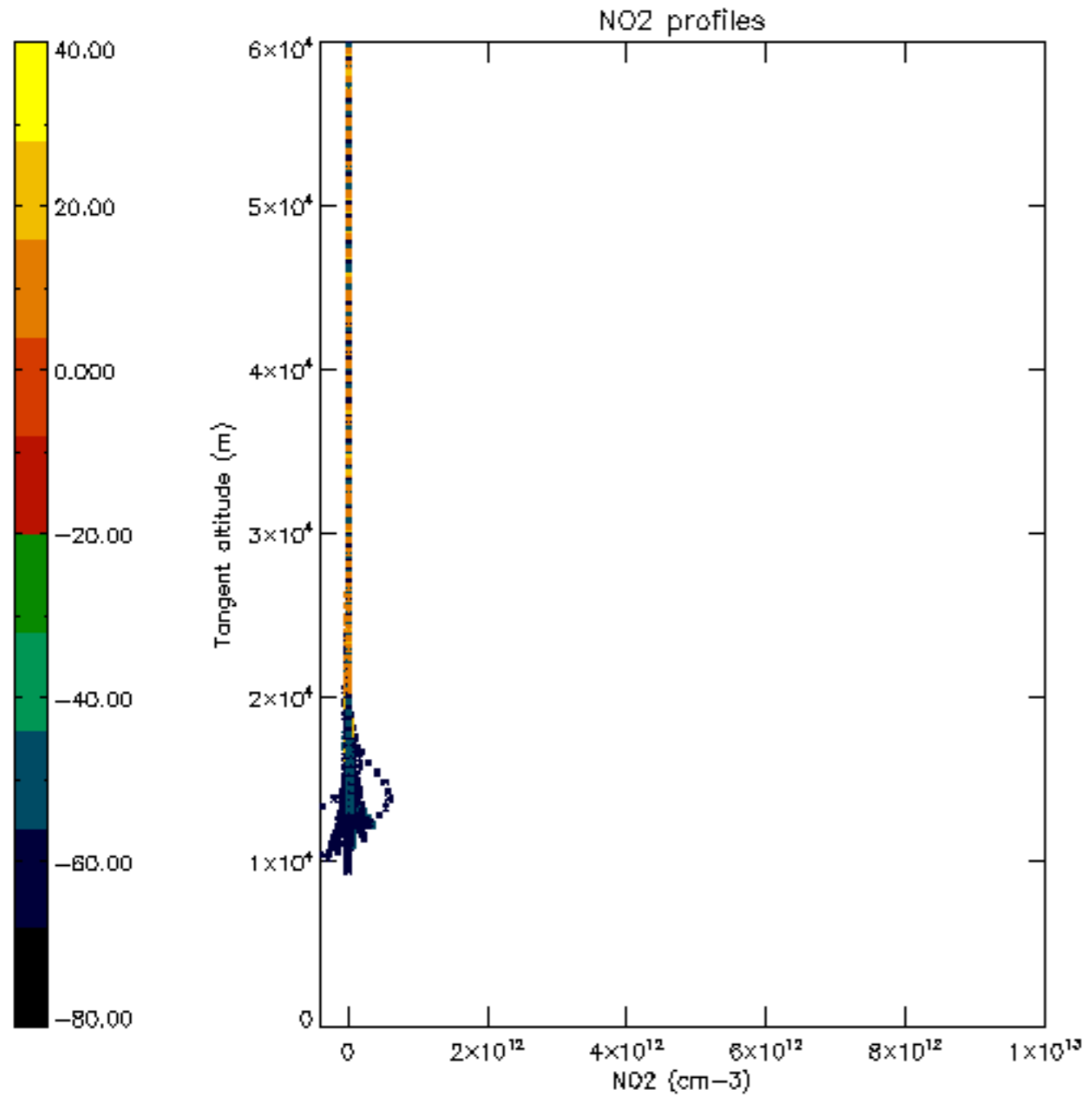


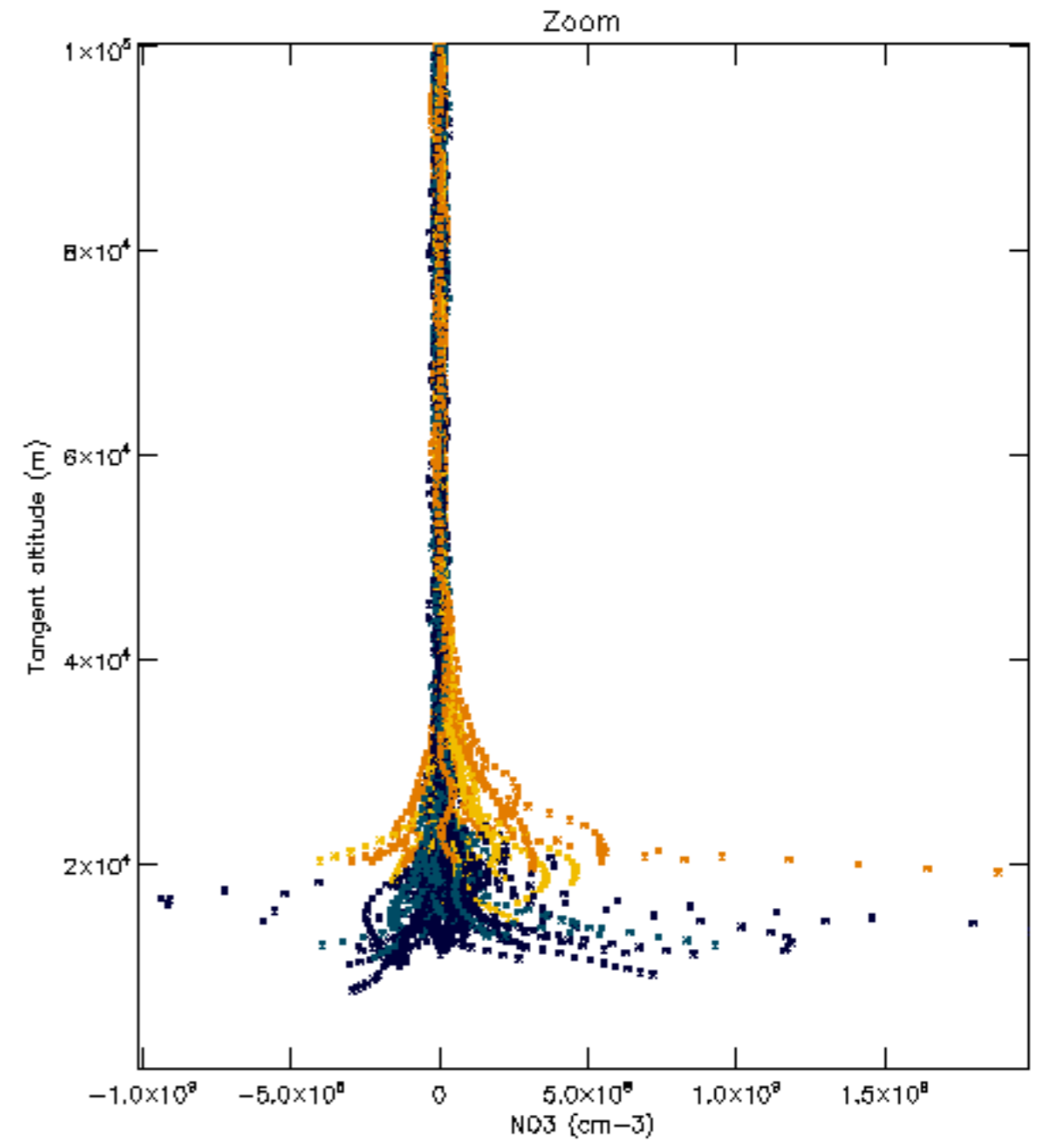
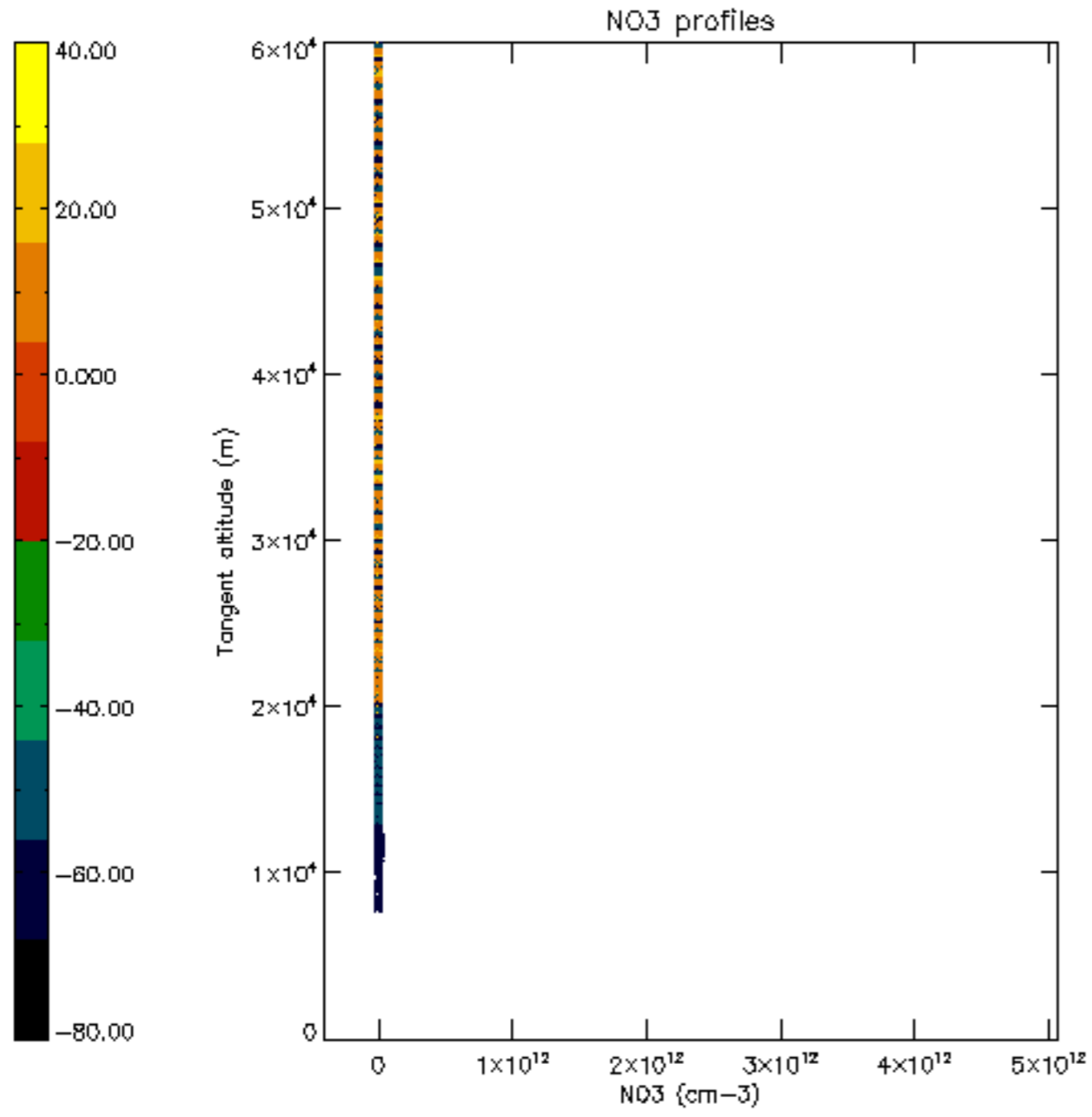


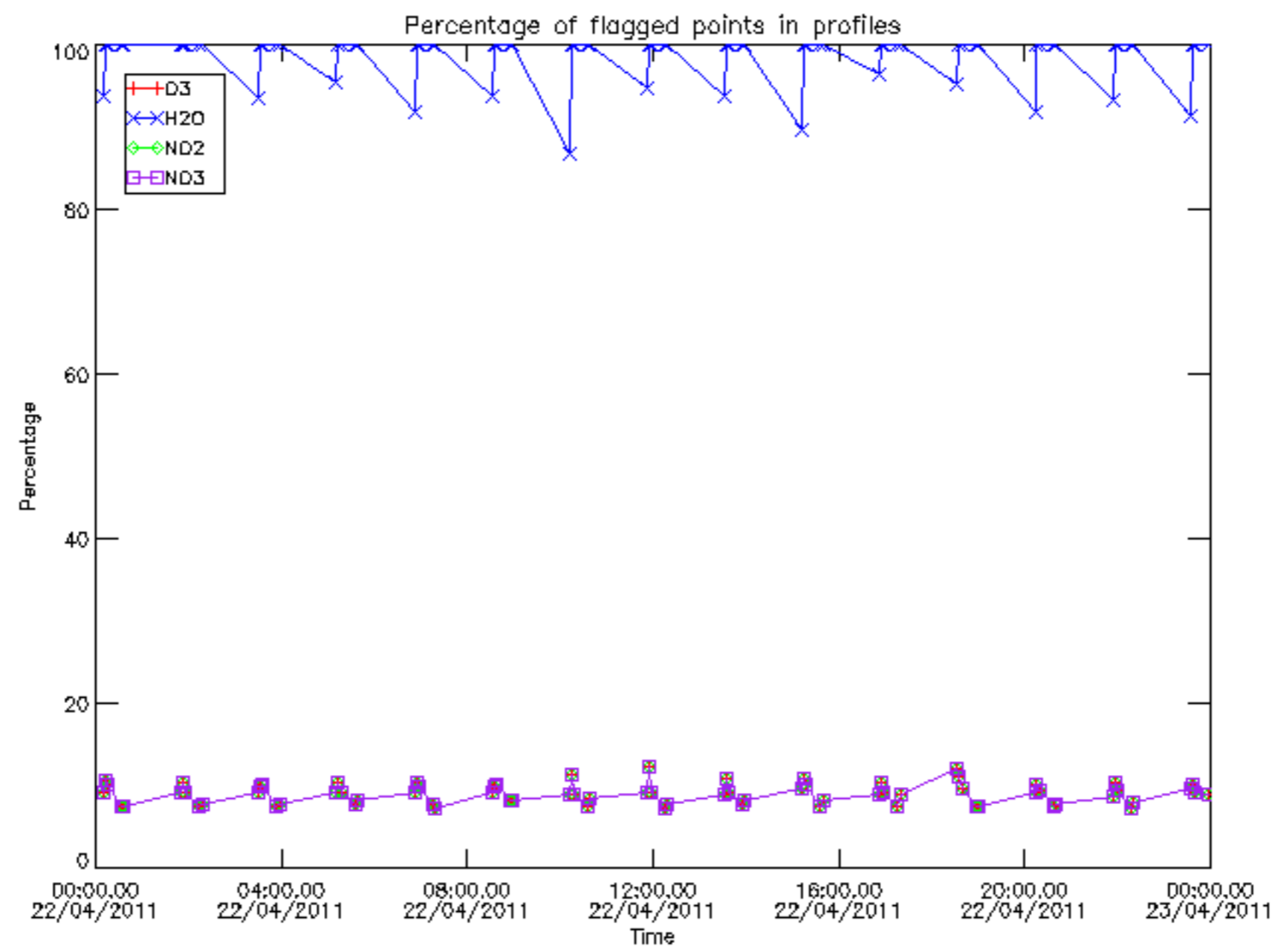




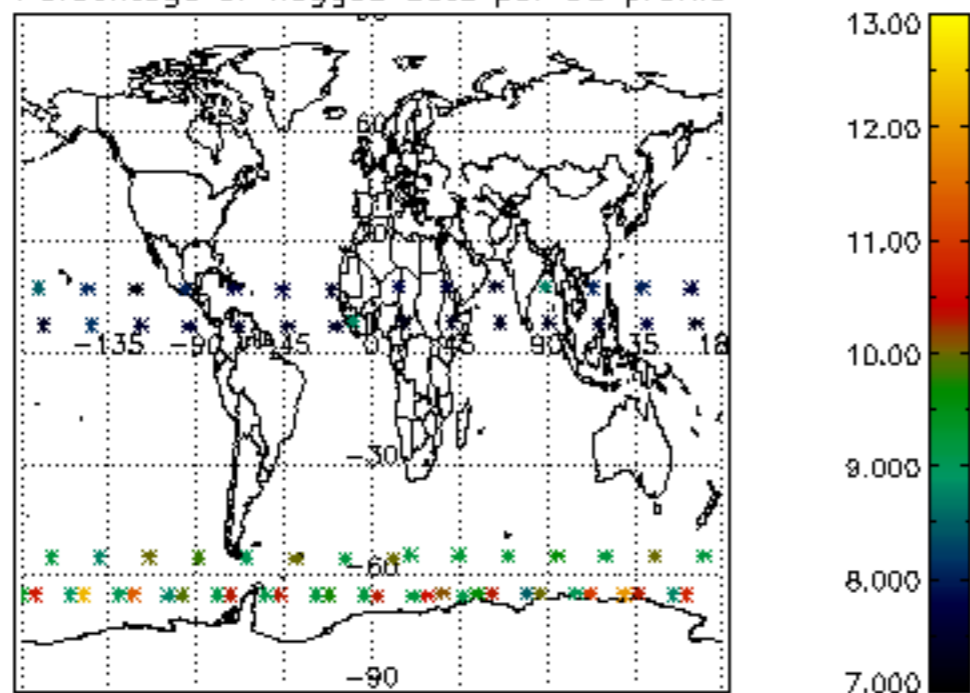




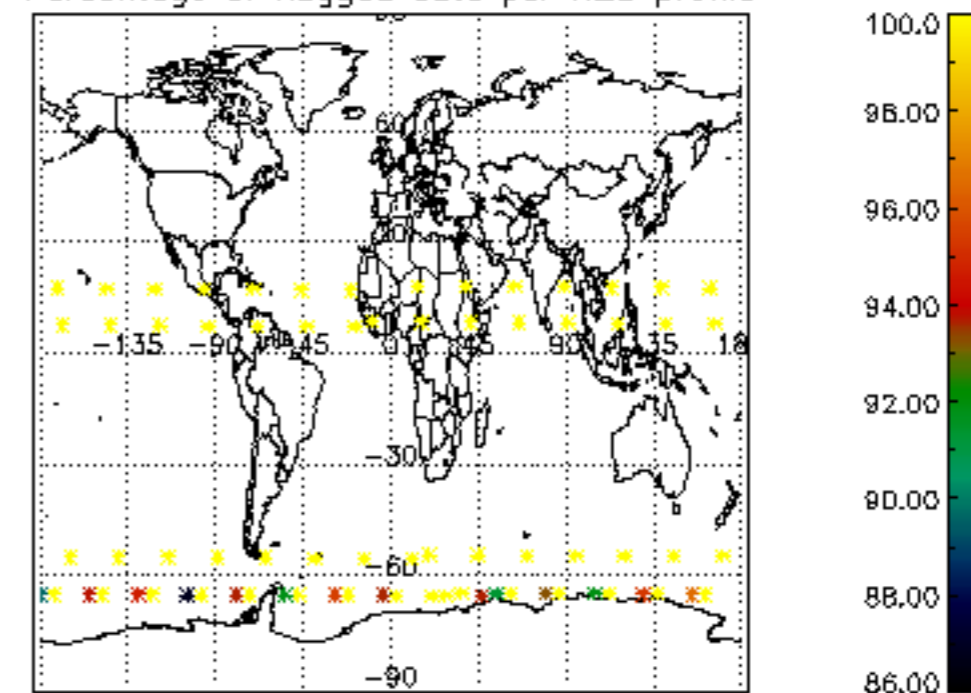




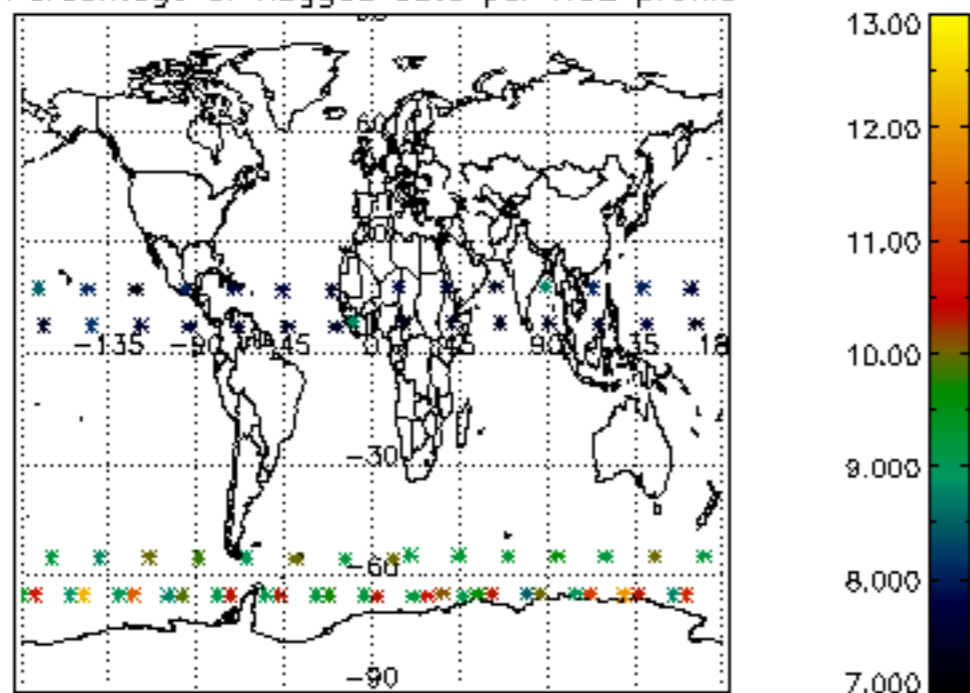
Percentage of flagged data per D3 profile



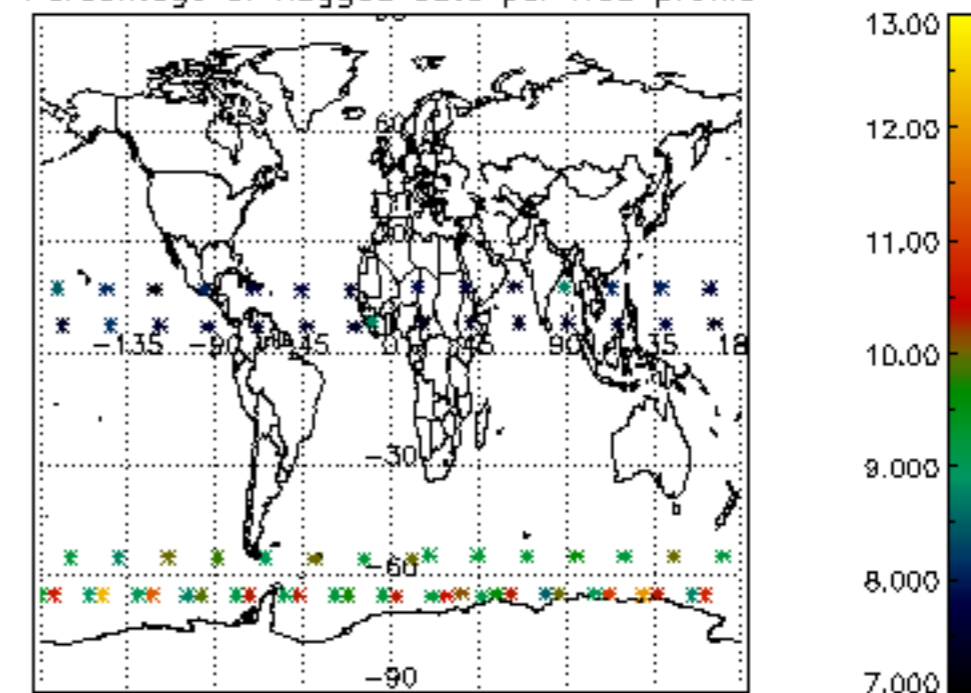
Percentage of flagged data per H2O profile

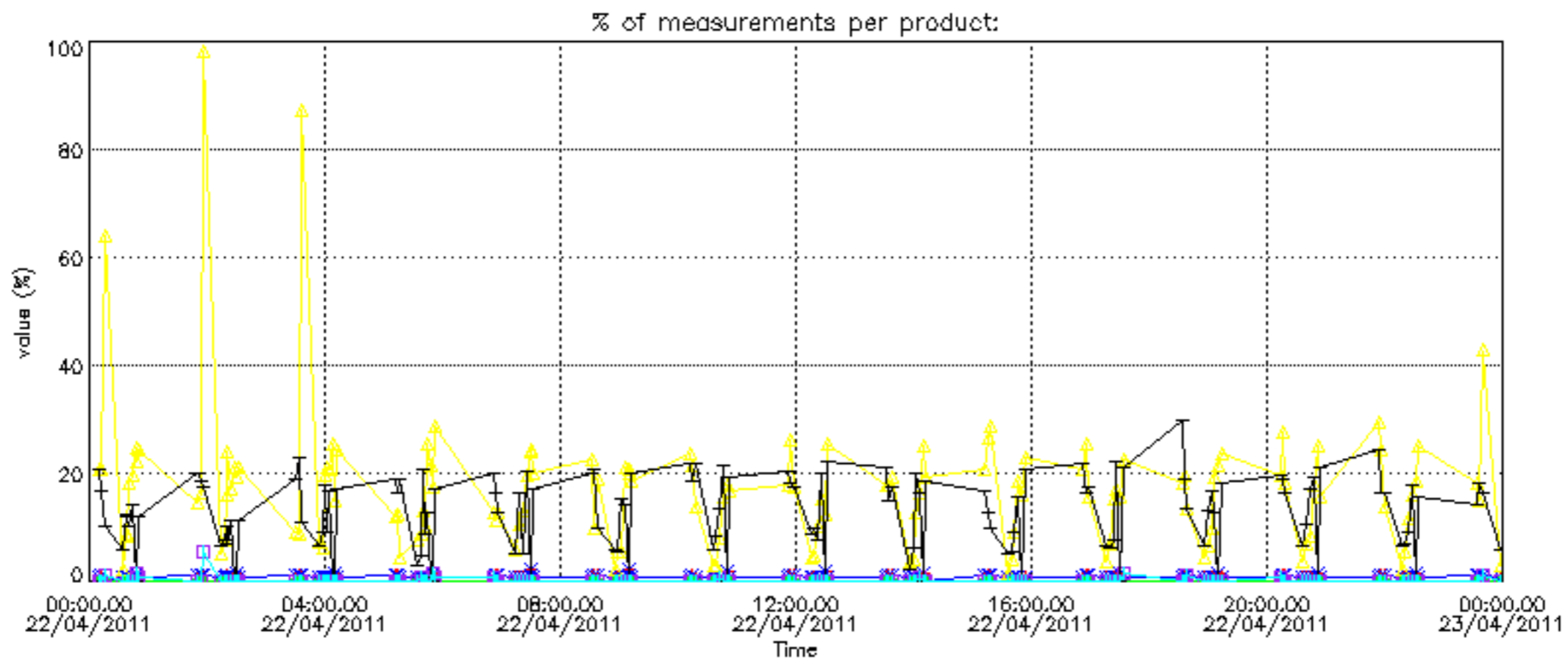


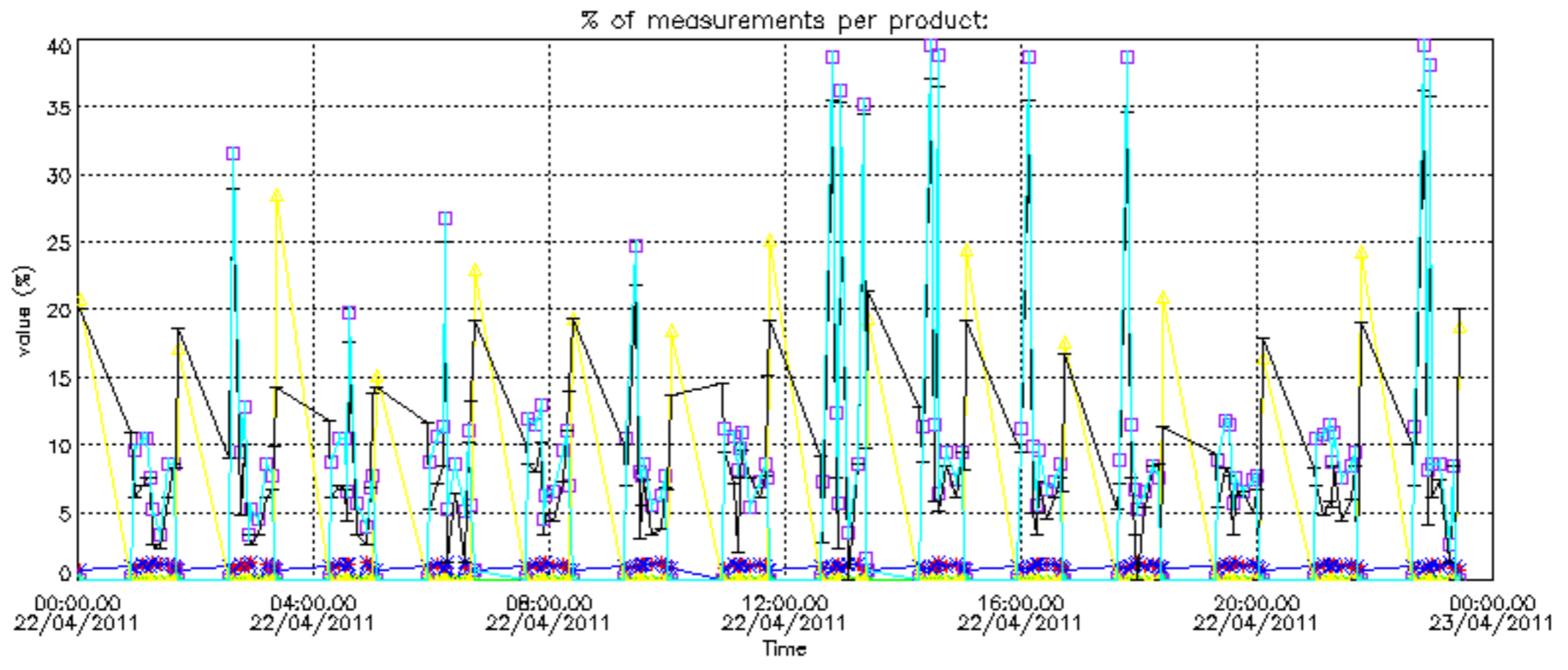
Percentage of flagged data per NO2 profile



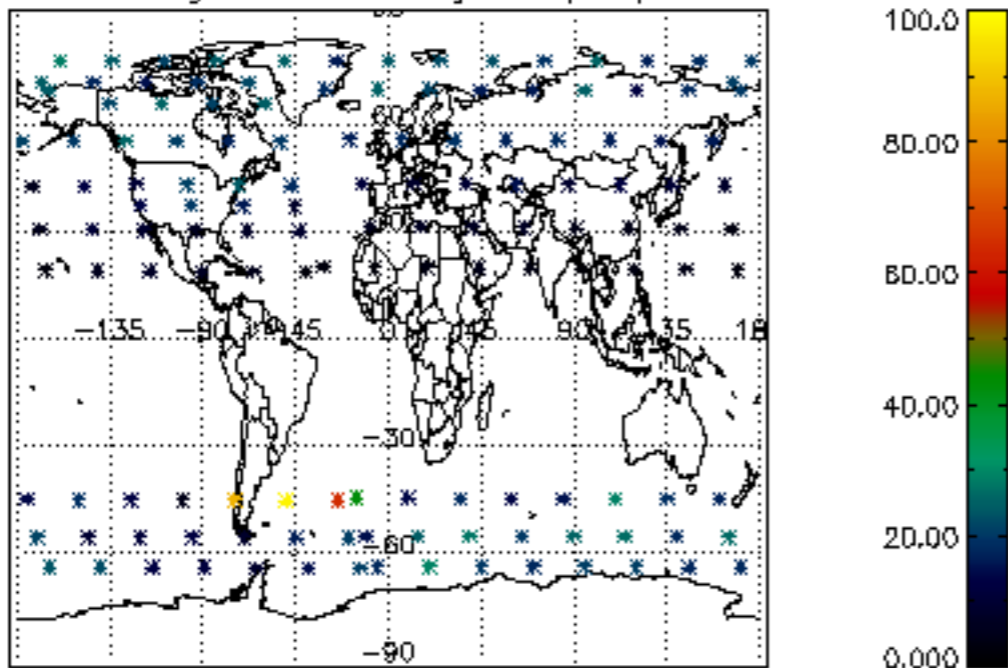
Percentage of flagged data per NO3 profile



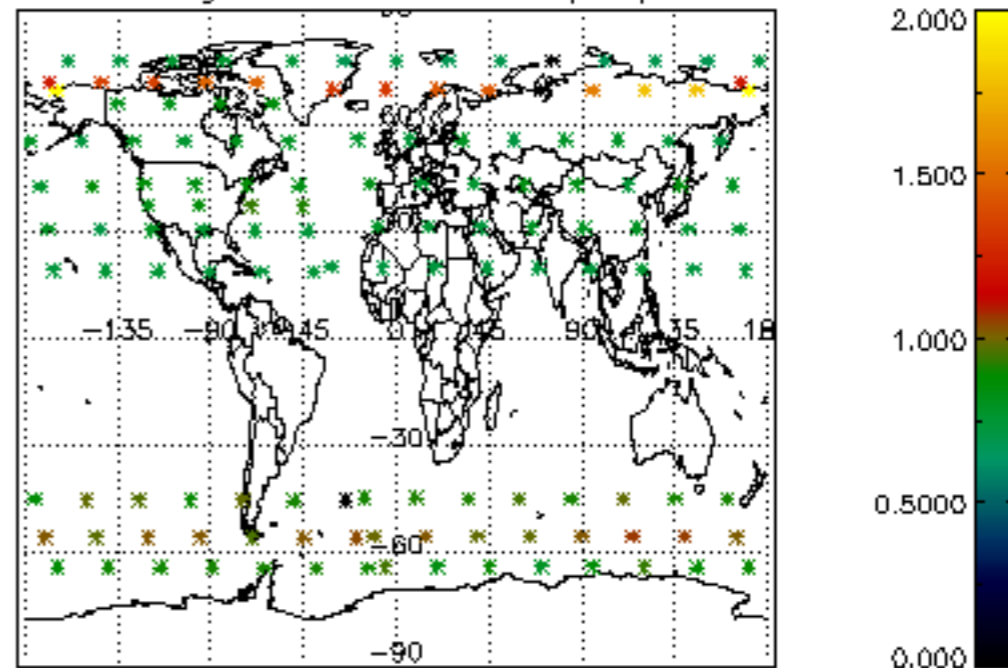




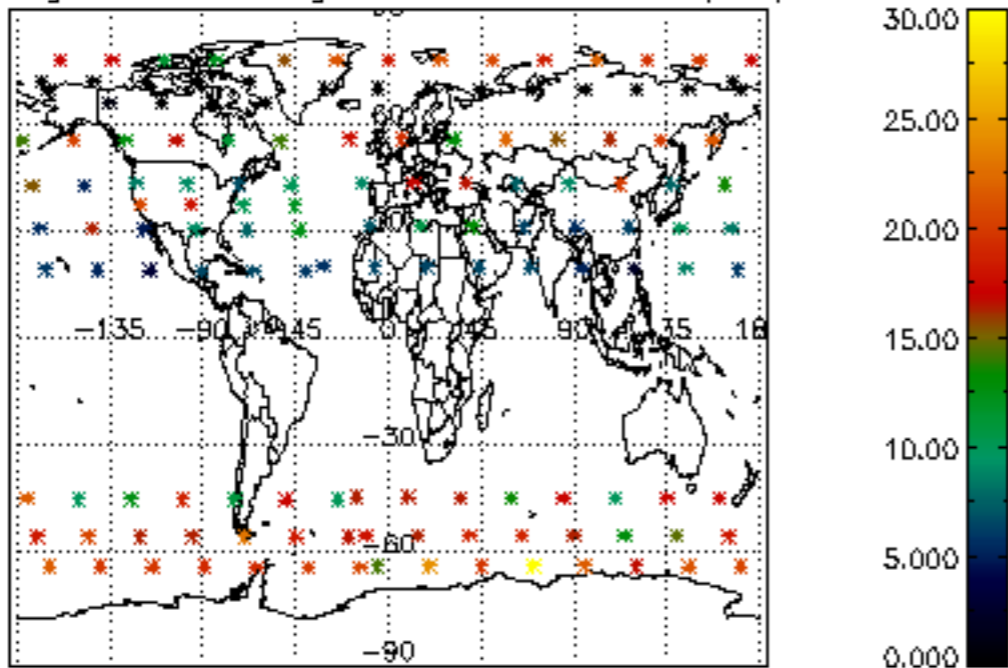
Percentage of cosmic ray hits per profile



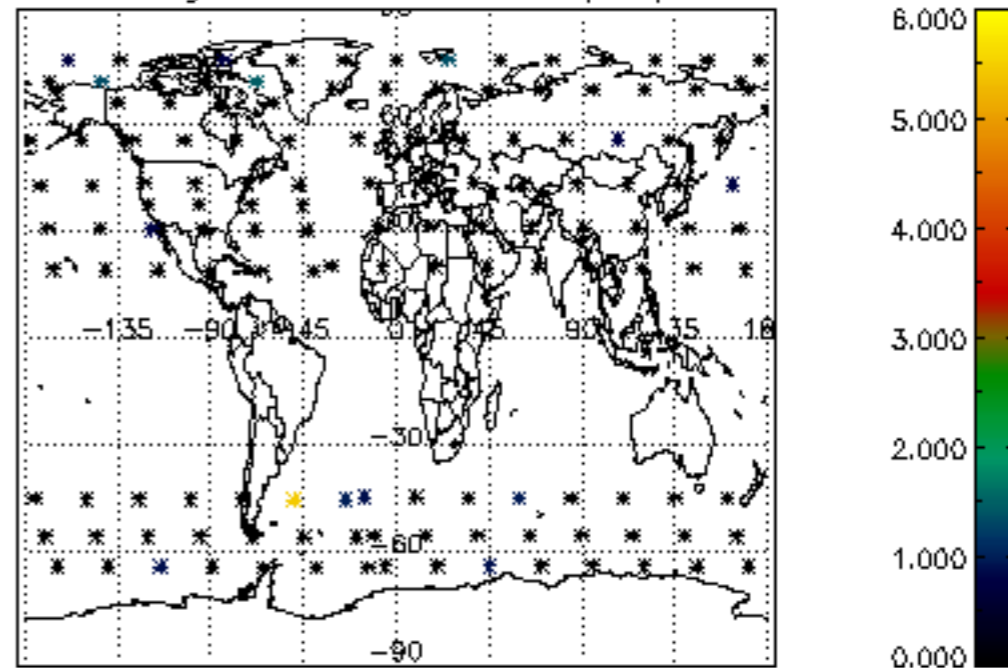
Percentage of datation errors per profile



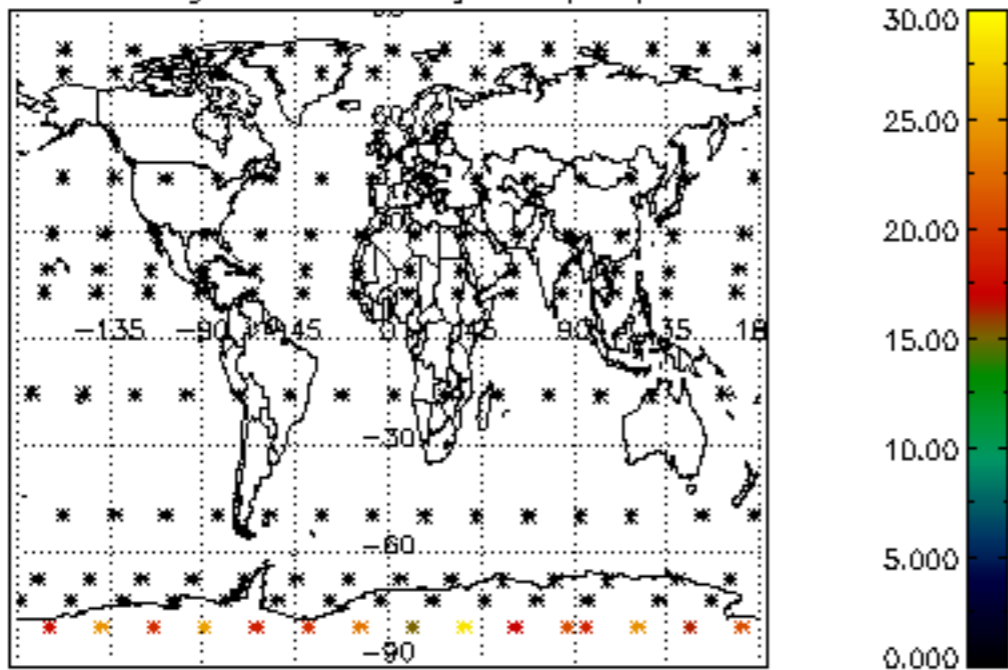
Percentage of star falling outside central band per profile



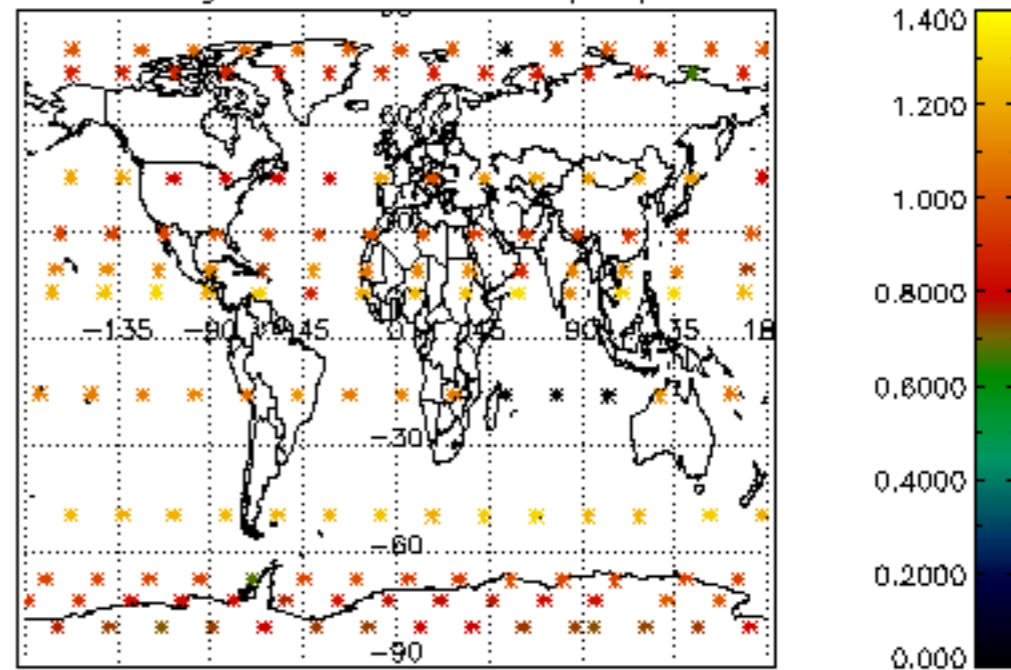
Percentage of saturation errors per profile



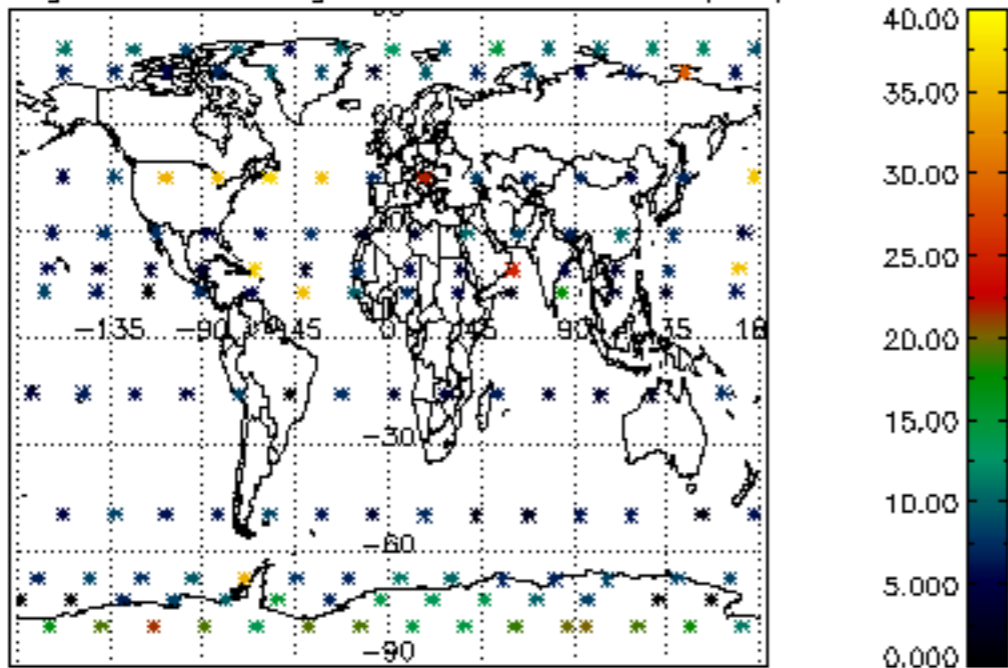
Percentage of cosmic ray hits per profile



Percentage of datation errors per profile



Percentage of star falling outside central band per profile



Percentage of saturation errors per profile

