

GOMOS Level 2 Daily Report

SUMMARY

[1. General Info](#)

[2. Summary of processed GOM_NL_2P products](#)

[3. Level 2 Quality information per product](#)

[3.1 Plot of level 2 quality information per product \(time dependant\)](#)

[3.2 Plot of level 2 quality information per product \(world map\)](#)

[4. Level 1 Quality information per product \(stored on level 2 products\)](#)

[4.1 Plot of level 1 quality information per product \(time dependant\)](#)

[4.1.1 Plot of level 1 quality information per product \(time dependant\): ASCENDING](#)

[4.1.2 Plot of level 1 quality information per product \(time dependant\): DESCENDING](#)

[4.2 Plot of level 1 quality information per product \(world map\)](#)

[4.2.1 Plot of level 1 quality information per product \(world map\): ASCENDING](#)

[4.2.2 Plot of level 1 quality information per product \(world map\): DESCENDING](#)

[5. Ozone profiles based on quality statistics and other trace gas profiles](#)

[5.1 Ozone statistics based on quality of products](#)

[5.2 Plot ozone profiles for all STD \(dark without errors\)](#)

[5.3 Plot ozone profiles where STD < 20% \(dark without errors\)](#)

[5.4. Plot ozone profiles where STD < 10% \(dark without errors\)](#)

[5.5. Plot ozone profiles where STD < 5% \(dark without errors\)](#)

[5.6 Plot NO2 profiles for all STD \(dark without errors\)](#)

[5.7 Plot NO3 profiles for all STD \(dark without errors\)](#)

[5.8 Plot H2O profiles \(only for occultations of stars 1,2,3,4,13,14,16,26,63 dark without errors\) for all STD](#)

[6. Auxiliary Data Files used for the production reported in section 2](#)

This report presents the daily analysis on parameters extracted from GOMOS level 2 data (GOM_NL__2P). It is intended to monitor some important parameters that will impact the quality of these products. A list of level 2 products (and content) that have arrived during the reporting day to the PCF is also given.

Item	Value
Time of report generation	24APR2013 12:38:44
Data source version	GOMOS/6.01
Start time of products	20-04-2011 (20APR2011 00:00:00)
Stop time of products	21-04-2011 (21APR2011 00:00:00)
Store outputs in DB	Yes
Nb of level 2 prods	284
Nb of prods with errors	0

2. Summary of processed GOM_NL__2P products.

Nr	Filename	UTC Start time	Limb	Duration	Star Id	Star Name	Star Mag	Star Temp	Nb Meas	Orbit	Prod. error
1	GOM_NL__2PRFIN20110420_000611_000000653101_00347_47775_5521.N1	20-APR-2011 00:06:11	Dark	65.000	103	38Zet Sgr	2.6000	9700.0	130	47775	No
2	GOM_NL__2PRFIN20110420_000932_000000643101_00347_47775_5522.N1	20-APR-2011 00:09:32	Dark	63.500	38	20Eps Sgr	1.8360	11000.	127	47775	No
3	GOM_NL__2PRFIN20110420_001132_000000523101_00347_47775_5523.N1	20-APR-2011 00:11:32	Dark	51.500	178	lot1Sco	3.0220	6550.0	103	47775	No
4	GOM_NL__2PRFIN20110420_001309_000000613101_00347_47775_5524.N1	20-APR-2011 00:13:09	Straylight	60.500	25	35Lam Sco	1.6200	28000.	121	47775	No
5	GOM_NL__2PRFIN20110420_001651_000000703101_00347_47775_5525.N1	20-APR-2011 00:16:51	Straylight	70.000	75	26Eps Sco	2.2910	4250.0	140	47775	No
6	GOM_NL__2PRFIN20110420_002229_000000613101_00347_47775_5526.N1	20-APR-2011 00:22:29	Tw_i_and_stray	61.000	158	6Pi Sco	2.9060	28000.	122	47775	No
7	GOM_NL__2PRFIN20110420_002751_000000593101_00347_47775_5527.N1	20-APR-2011 00:27:51	Bright	59.000	122	9Alp2Lib	2.7470	9700.0	118	47775	No
8	GOM_NL__2PRFIN20110420_003929_000000443101_00347_47775_5528.N1	20-APR-2011 00:39:29	Bright	43.500	111	8Eta Boo	2.6800	6000.0	87	47775	No
9	GOM_NL__2PRFIN20110420_004413_000000533101_00347_47775_5529.N1	20-APR-2011 00:44:13	Bright	53.000	83		2.3780	11000.	106	47775	No
10	GOM_NL__2PRFIN20110420_004657_000000483101_00347_47775_5530.N1	20-APR-2011 00:46:57	Bright	47.500	180	27Gam Boo	3.0400	8000.0	95	47775	No
11	GOM_NL__2PRFIN20110420_004934_000000393101_00347_47775_5531.N1	20-APR-2011 00:49:34	Bright	38.500	55	79Zet UMa	2.0600	10200.	77	47775	No
12	GOM_NL__2PRFIN20110420_005639_000000463101_00347_47775_5532.N1	20-APR-2011 00:56:39	Bright	45.500	119	14Eta Dra	2.7270	4700.0	91	47775	No
13	GOM_NL__2PRFIN20110420_010555_000000403101_00347_47775_5533.N1	20-APR-2011 01:05:55	Bright	39.500	89	5Alp Cep	2.4510	8000.0	79	47775	No
14	GOM_NL__2PRFIN20110420_011108_000000503101_00347_47775_5534.N1	20-APR-2011 01:11:08	Bright	50.000	19	50Alp Cyg	1.2460	10500.	100	47775	No
15	GOM_NL__2PRFIN20110420_011258_000000593101_00347_47775_5535.N1	20-APR-2011 01:12:58	Bright	59.000	66	37Gam Cyg	2.2080	5900.0	118	47775	No
16	GOM_NL__2PRFIN20110420_011545_000000643101_00347_47775_5536.N1	20-APR-2011 01:15:45	Bright	64.000	92	53Eps Cyg	2.5000	4500.0	128	47775	No
17	GOM_NL__2PRFIN20110420_012338_000000553101_00347_47775_5537.N1	20-APR-2011 01:23:38	Dark	55.000	61	8Eps Peg	2.1000	3900.0	110	47775	No
18	GOM_NL__2PRFIN20110420_012605_000000473101_00347_47775_5538.N1	20-APR-2011 01:26:05	Dark	46.500	162	34Alp Aqr	2.9440	5350.0	93	47775	No
19	GOM_NL__2PRFIN20110420_012858_000000513101_00347_47775_5539.N1	20-APR-2011 01:28:58	Dark	50.500	154	22Bet Aqr	2.8990	5700.0	101	47775	No
20	GOM_NL__2PRFIN20110420_013116_000000453101_00347_47775_5540.N1	20-APR-2011 01:31:16	Dark	44.500	142	49Del Cap	2.8500	8900.0	89	47775	No
21	GOM_NL__2PRFIN20110420_014626_000000643101_00348_47776_5530.N1	20-APR-2011 01:46:26	Dark	64.000	103	38Zet Sgr	2.6000	9700.0	128	47776	No
22	GOM_NL__2PRFIN20110420_014947_000000673101_00348_47776_5531.N1	20-APR-2011 01:49:47	Dark	66.500	38	20Eps Sgr	1.8360	11000.	133	47776	No
23	GOM_NL__2PRFIN20110420_015147_000000553101_00348_47776_5532.N1	20-APR-2011 01:51:47	Dark	54.500	178	lot1Sco	3.0220	6550.0	109	47776	No
24	GOM_NL__2PRFIN20110420_015324_000000633101_00348_47776_5533.N1	20-APR-2011 01:53:24	Straylight	63.000	25	35Lam Sco	1.6200	28000.	126	47776	No
25	GOM_NL__2PRFIN20110420_015706_000000663101_00348_47776_5534.N1	20-APR-2011 01:57:06	Straylight	65.500	75	26Eps Sco	2.2910	4250.0	131	47776	No
26	GOM_NL__2PRFIN20110420_020244_000000643101_00348_47776_5535.N1	20-APR-2011 02:02:44	Tw_i_and_stray	63.500	158	6Pi Sco	2.9060	28000.	127	47776	No
27	GOM_NL__2PRFIN20110420_020805_000000643101_00348_47776_5536.N1	20-APR-2011 02:08:05	Bright	63.500	122	9Alp2Lib	2.7470	9700.0	127	47776	No
28	GOM_NL__2PRFIN20110420_021942_000000443101_00348_47776_5537.N1	20-APR-2011 02:19:42	Bright	43.500	111	8Eta Boo	2.6800	6000.0	87	47776	No
29	GOM_NL__2PRFIN20110420_022426_000000553101_00348_47776_5538.N1	20-APR-2011 02:24:26	Bright	54.500	83		2.3780	11000.	109	47776	No
30	GOM_NL__2PRFIN20110420_022710_000000463101_00348_47776_5539.N1	20-APR-2011 02:27:10	Bright	45.500	180	27Gam Boo	3.0400	8000.0	91	47776	No
31	GOM_NL__2PRFIN20110420_022947_000000373101_00348_47776_5540.N1	20-APR-2011 02:29:47	Bright	36.500	55	79Zet UMa	2.0600	10200.	73	47776	No
32	GOM_NL__2PRFIN20110420_023652_000000463101_00348_47776_5541.N1	20-APR-2011 02:36:52	Bright	45.500	119	14Eta Dra	2.7270	4700.0	91	47776	No
33	GOM_NL__2PRFIN20110420_024608_000000393101_00348_47776_5542.N1	20-APR-2011 02:46:08	Bright	38.500	89	5Alp Cep	2.4510	8000.0	77	47776	No
34	GOM_NL__2PRFIN20110420_025122_000000503101_00348_47776_5543.N1	20-APR-2011 02:51:22	Bright	49.500	19	50Alp Cyg	1.2460	10500.	99	47776	No
35	GOM_NL__2PRFIN20110420_025311_000000633101_00348_47776_5544.N1	20-APR-2011 02:53:11	Bright	63.000	66	37Gam Cyg	2.2080	5900.0	126	47776	No
36	GOM_NL__2PRFIN20110420_025559_000000663101_00348_47776_5545.N1	20-APR-2011 02:55:59	Bright	65.500	92	53Eps Cyg	2.5000	4500.0	131	47776	No
37	GOM_NL__2PRFIN20110420_030352_000000543101_00348_47776_5546.N1	20-APR-2011 03:03:52	Dark	54.000	61	8Eps Peg	2.1000	3900.0	108	47776	No
38	GOM_NL__2PRFIN20110420_030620_000000493101_00348_47776_5547.N1	20-APR-2011 03:06:20	Dark	48.500	162	34Alp Aqr	2.9440	5350.0	97	47776	No
39	GOM_NL__2PRFIN20110420_030913_000000523101_00348_47776_5548.N1	20-APR-2011 03:09:13	Dark	52.000	154	22Bet Aqr	2.8990	5700.0	104	47776	No
40	GOM_NL__2PRFIN20110420_031131_000000463101_00348_47776_5549.N1	20-APR-2011 03:11:31	Dark	46.000	142	49Del Cap	2.8500	8900.0	92	47776	No
41	GOM_NL__2PRFIN20110420_032642_000000673101_00349_47777_5539.N1	20-APR-2011 03:26:42	Dark	67.000	103	38Zet Sgr	2.6000	9700.0	134	47777	No
42	GOM_NL__2PRFIN20110420_033003_000000723101_00349_47777_5540.N1	20-APR-2011 03:30:03	Dark	71.500	38	20Eps Sgr	1.8360	11000.	143	47777	No

43	GOM_NL__2PRFIN20110420_033202_000000553101_00349_47777_5541.N1	20-APR-2011 03:32:02	Dark	54.500	178	lot1Sco	3.0220	6550.0	109	47777	No
44	GOM_NL__2PRFIN20110420_033339_000000643101_00349_47777_5542.N1	20-APR-2011 03:33:39	Straylight	64.000	25	35Lam Sco	1.6200	28000.	128	47777	No
45	GOM_NL__2PRFIN20110420_033721_000000623101_00349_47777_5543.N1	20-APR-2011 03:37:21	Straylight	62.000	75	26Eps Sco	2.2910	4250.0	124	47777	No
46	GOM_NL__2PRFIN20110420_034258_000000613101_00349_47777_5544.N1	20-APR-2011 03:42:58	Tw_i_and_stray	60.500	158	6Pi Sco	2.9060	28000.	121	47777	No
47	GOM_NL__2PRFIN20110420_034820_000000643101_00349_47777_5545.N1	20-APR-2011 03:48:20	Bright	63.500	122	9Alp2Lib	2.7470	9700.0	127	47777	No
48	GOM_NL__2PRFIN20110420_035956_000000453101_00349_47777_5546.N1	20-APR-2011 03:59:56	Bright	45.000	111	8Eta Boo	2.6800	6000.0	90	47777	No
49	GOM_NL__2PRFIN20110420_040439_000000543101_00349_47777_5547.N1	20-APR-2011 04:04:39	Bright	53.500	83		2.3780	11000.	107	47777	No
50	GOM_NL__2PRFIN20110420_040723_000000703101_00349_47777_5548.N1	20-APR-2011 04:07:23	Bright	70.000	180	27Gam Boo	3.0400	8000.0	140	47777	No
51	GOM_NL__2PRFIN20110420_041001_000000393101_00349_47777_5549.N1	20-APR-2011 04:10:01	Bright	38.500	55	79Zet UMa	2.0600	10200.	77	47777	No
52	GOM_NL__2PRFIN20110420_041706_000000433101_00349_47777_5550.N1	20-APR-2011 04:17:06	Bright	43.000	119	14Eta Dra	2.7270	4700.0	86	47777	No
53	GOM_NL__2PRFIN20110420_042622_000000413101_00349_47777_5551.N1	20-APR-2011 04:26:22	Bright	41.000	89	5Alp Cep	2.4510	8000.0	82	47777	No
54	GOM_NL__2PRFIN20110420_043136_000000523101_00349_47777_5552.N1	20-APR-2011 04:31:36	Bright	51.500	19	50Alp Cyg	1.2460	10500.	103	47777	No
55	GOM_NL__2PRFIN20110420_043325_000000593101_00349_47777_5553.N1	20-APR-2011 04:33:25	Bright	58.500	66	37Gam Cyg	2.2080	5900.0	117	47777	No
56	GOM_NL__2PRFIN20110420_043614_000000633101_00349_47777_5554.N1	20-APR-2011 04:36:14	Bright	62.500	92	53Eps Cyg	2.5000	4500.0	125	47777	No
57	GOM_NL__2PRFIN20110420_044407_000000583101_00349_47777_5555.N1	20-APR-2011 04:44:07	Dark	57.500	61	8Eps Peg	2.1000	3900.0	115	47777	No
58	GOM_NL__2PRFIN20110420_044635_000000493101_00349_47777_5556.N1	20-APR-2011 04:46:35	Dark	49.000	162	34Alp Aqr	2.9440	5350.0	98	47777	No
59	GOM_NL__2PRFIN20110420_044928_000000523101_00349_47777_5557.N1	20-APR-2011 04:49:28	Dark	51.500	154	22Bet Aqr	2.8990	5700.0	103	47777	No
60	GOM_NL__2PRFIN20110420_045145_000000473101_00349_47777_5558.N1	20-APR-2011 04:51:45	Dark	46.500	142	49Del Cap	2.8500	8900.0	93	47777	No
61	GOM_NL__2PRFIN20110420_050658_000000673101_00350_47778_5564.N1	20-APR-2011 05:06:58	Dark	66.500	103	38Zet Sgr	2.6000	9700.0	133	47778	No
62	GOM_NL__2PRFIN20110420_051018_000000643101_00350_47778_5565.N1	20-APR-2011 05:10:18	Dark	64.000	38	20Eps Sgr	1.8360	11000.	128	47778	No
63	GOM_NL__2PRFIN20110420_051217_000000553101_00350_47778_5566.N1	20-APR-2011 05:12:17	Dark	55.000	178	lot1Sco	3.0220	6550.0	110	47778	No
64	GOM_NL__2PRFIN20110420_051355_000000623101_00350_47778_5567.N1	20-APR-2011 05:13:55	Straylight	62.000	25	35Lam Sco	1.6200	28000.	124	47778	No
65	GOM_NL__2PRFIN20110420_051736_000000653101_00350_47778_5568.N1	20-APR-2011 05:17:36	Straylight	65.000	75	26Eps Sco	2.2910	4250.0	130	47778	No
66	GOM_NL__2PRFIN20110420_052313_000000633101_00350_47778_5569.N1	20-APR-2011 05:23:13	Tw_i_and_stray	62.500	158	6Pi Sco	2.9060	28000.	125	47778	No
67	GOM_NL__2PRFIN20110420_052834_000000593101_00350_47778_5570.N1	20-APR-2011 05:28:34	Bright	58.500	122	9Alp2Lib	2.7470	9700.0	117	47778	No
68	GOM_NL__2PRFIN20110420_054010_000000443101_00350_47778_5571.N1	20-APR-2011 05:40:10	Bright	44.000	111	8Eta Boo	2.6800	6000.0	88	47778	No
69	GOM_NL__2PRFIN20110420_054452_000000513101_00350_47778_5572.N1	20-APR-2011 05:44:52	Bright	51.000	83		2.3780	11000.	102	47778	No
70	GOM_NL__2PRFIN20110420_054737_000000703101_00350_47778_5573.N1	20-APR-2011 05:47:37	Bright	70.000	180	27Gam Boo	3.0400	8000.0	140	47778	No
71	GOM_NL__2PRFIN20110420_054911_000000403101_00350_47778_5574.N1	20-APR-2011 05:49:11	Bright	40.000	39	85Eta UMa	1.8540	24000.	80	47778	No
72	GOM_NL__2PRFIN20110420_055719_000000463101_00350_47778_5575.N1	20-APR-2011 05:57:19	Bright	46.000	119	14Eta Dra	2.7270	4700.0	92	47778	No
73	GOM_NL__2PRFIN20110420_060636_000000413101_00350_47778_5576.N1	20-APR-2011 06:06:36	Bright	40.500	89	5Alp Cep	2.4510	8000.0	81	47778	No
74	GOM_NL__2PRFIN20110420_061150_000000513101_00350_47778_5577.N1	20-APR-2011 06:11:50	Bright	51.000	19	50Alp Cyg	1.2460	10500.	102	47778	No
75	GOM_NL__2PRFIN20110420_061339_000000633101_00350_47778_5578.N1	20-APR-2011 06:13:39	Bright	62.500	66	37Gam Cyg	2.2080	5900.0	125	47778	No
76	GOM_NL__2PRFIN20110420_061628_000000623101_00350_47778_5579.N1	20-APR-2011 06:16:28	Bright	61.500	92	53Eps Cyg	2.5000	4500.0	123	47778	No
77	GOM_NL__2PRFIN20110420_062421_000000573101_00350_47778_5580.N1	20-APR-2011 06:24:21	Dark	57.000	61	8Eps Peg	2.1000	3900.0	114	47778	No
78	GOM_NL__2PRFIN20110420_062649_000000483101_00350_47778_5581.N1	20-APR-2011 06:26:49	Dark	47.500	162	34Alp Aqr	2.9440	5350.0	95	47778	No
79	GOM_NL__2PRFIN20110420_062942_000000523101_00350_47778_5582.N1	20-APR-2011 06:29:42	Dark	52.000	154	22Bet Aqr	2.8990	5700.0	104	47778	No
80	GOM_NL__2PRFIN20110420_063200_000000493101_00350_47778_5583.N1	20-APR-2011 06:32:00	Dark	49.000	142	49Del Cap	2.8500	8900.0	98	47778	No
81	GOM_NL__2PRFIN20110420_064714_000000693101_00351_47779_5581.N1	20-APR-2011 06:47:14	Dark	69.000	103	38Zet Sgr	2.6000	9700.0	138	47779	No
82	GOM_NL__2PRFIN20110420_065034_000000713101_00351_47779_5582.N1	20-APR-2011 06:50:34	Dark	70.500	38	20Eps Sgr	1.8360	11000.	141	47779	No
83	GOM_NL__2PRFIN20110420_065233_000000553101_00351_47779_5583.N1	20-APR-2011 06:52:33	Dark	54.500	178	lot1Sco	3.0220	6550.0	109	47779	No
84	GOM_NL__2PRFIN20110420_065410_000000673101_00351_47779_5584.N1	20-APR-2011 06:54:10	Straylight	67.000	25	35Lam Sco	1.6200	28000.	134	47779	No
85	GOM_NL__2PRFIN20110420_065751_000000703101_00351_47779_5585.N1	20-APR-2011 06:57:51	Straylight	70.000	75	26Eps Sco	2.2910	4250.0	140	47779	No
86	GOM_NL__2PRFIN20110420_070328_000000633101_00351_47779_5586.N1	20-APR-2011 07:03:28	Tw_i_and_stray	63.000	158	6Pi Sco	2.9060	28000.	126	47779	No
87	GOM_NL__2PRFIN20110420_070848_000000613101_00351_47779_5587.N1	20-APR-2011 07:08:48	Bright	60.500	122	9Alp2Lib	2.7470	9700.0	121	47779	No
88	GOM_NL__2PRFIN20110420_072023_000000433101_00351_47779_5588.N1	20-APR-2011 07:20:23	Bright	42.500	111	8Eta Boo	2.6800	6000.0	85	47779	No
89	GOM_NL__2PRFIN20110420_072505_000000563101_00351_47779_5589.N1	20-APR-2011 07:25:05	Bright	56.000	83		2.3780	11000.	112	47779	No
90	GOM_NL__2PRFIN20110420_072750_000000463101_00351_47779_5590.N1	20-APR-2011 07:27:50	Bright	46.000	180	27Gam Boo	3.0400	8000.0	92	47779	No
91	GOM_NL__2PRFIN20110420_072925_000000403101_00351_47779_5591.N1	20-APR-2011 07:29:25	Bright	40.000	39	85Eta UMa	1.8540	24000.	80	47779	No
92	GOM_NL__2PRFIN20110420_073733_000000423101_00351_47779_5592.N1	20-APR-2011 07:37:33	Bright	42.000	119	14Eta Dra	2.7270	4700.0	84	47779	No
93	GOM_NL__2PRFIN20110420_074650_000000403101_00351_47779_5593.N1	20-APR-2011 07:46:50	Bright	40.000	89	5Alp Cep	2.4510	8000.0	80	47779	No
94	GOM_NL__2PRFIN20110420_075204_000000523101_00351_47779_5594.N1	20-APR-2011 07:52:04	Bright	52.000	19	50Alp Cyg	1.2460	10500.	104	47779	No
95	GOM_NL__2PRFIN20110420_075353_000000593101_00351_47779_5595.N1	20-APR-2011 07:53:53	Bright	58.500	66	37Gam Cyg	2.2080	5900.0	117	47779	No
96	GOM_NL__2PRFIN20110420_075642_000000643101_00351_47779_5596.N1	20-APR-2011 07:56:42	Bright	63.500	92	53Eps Cyg	2.5000	4500.0	127	47779	No
97	GOM_NL__2PRFIN20110420_080436_000000563101_00351_47779_5597.N1	20-APR-2011 08:04:36	Dark	56.000	61	8Eps Peg	2.1000	3900.0	112	47779	No
98	GOM_NL__2PRFIN20110420_080704_000000503101_00351_47779_5598.N1	20-APR-2011 08:07:04	Dark	49.500	162	34Alp Aqr	2.9440	5350.0	99	47779	No
99	GOM_NL__2PRFIN20110420_080957_000000533101_00351_47779_5599.N1	20-APR-2011 08:09:57	Dark	52.500	154	22Bet Aqr	2.8990	5700.0	105	47779	No
100	GOM_NL__2PRFIN20110420_081215_000000463101_00351_47779_5600.N1	20-APR-2011 08:12:15	Dark	46.000	142	49Del Cap	2.8500	8900.0	92	47779	No
101	GOM_NL__2PRFIN20110420_082729_000000663101_00352_47780_5664.N1	20-APR-2011 08:27:29	Dark	66.000	103	38Zet Sgr	2.6000	9700.0	132	47780	No

102	GOM_NL__2PRFIN20110420_083050_00000703101_00352_47780_5665.N1	20-APR-2011 08:30:50	Dark	70.000	38	20Eps Sgr	1.8360	11000.	140	47780	No
103	GOM_NL__2PRFIN20110420_083248_00000583101_00352_47780_5666.N1	20-APR-2011 08:32:48	Dark	57.500	178	lot1Sco	3.0220	6550.0	115	47780	No
104	GOM_NL__2PRFIN20110420_083425_00000623101_00352_47780_5667.N1	20-APR-2011 08:34:25	Straylight	61.500	25	35Lam Sco	1.6200	28000.	123	47780	No
105	GOM_NL__2PRFIN20110420_083806_00000673101_00352_47780_5668.N1	20-APR-2011 08:38:06	Straylight	67.000	75	26Eps Sco	2.2910	4250.0	134	47780	No
106	GOM_NL__2PRFIN20110420_084115_00000263101_00352_47780_5669.N1	20-APR-2011 08:41:15	Straylight	26.000	136	23Tau Sco	2.8220	30000.	52	47780	No
107	GOM_NL__2PRFIN20110420_084342_00000613101_00352_47780_5670.N1	20-APR-2011 08:43:42	Tw_i_and_stray	61.000	158	6Pi Sco	2.9060	28000.	122	47780	No
108	GOM_NL__2PRFIN20110420_084902_00000553101_00352_47780_5671.N1	20-APR-2011 08:49:02	Bright	55.000	122	9Alp2Lib	2.7470	9700.0	110	47780	No
109	GOM_NL__2PRFIN20110420_090037_00000643101_00352_47780_5672.N1	20-APR-2011 09:00:37	Bright	64.000	111	8Eta Boo	2.6800	6000.0	128	47780	No
110	GOM_NL__2PRFIN20110420_090518_00000533101_00352_47780_5673.N1	20-APR-2011 09:05:18	Bright	53.000	83		2.3780	11000.	106	47780	No
111	GOM_NL__2PRFIN20110420_090803_00000483101_00352_47780_5674.N1	20-APR-2011 09:08:03	Bright	47.500	180	27Gam Boo	3.0400	8000.0	95	47780	No
112	GOM_NL__2PRFIN20110420_090938_00000413101_00352_47780_5675.N1	20-APR-2011 09:09:38	Bright	40.500	39	85Eta UMa	1.8540	24000.	81	47780	No
113	GOM_NL__2PRFIN20110420_091746_00000463101_00352_47780_5676.N1	20-APR-2011 09:17:46	Bright	46.000	119	14Eta Dra	2.7270	4700.0	92	47780	No
114	GOM_NL__2PRFIN20110420_092704_00000593101_00352_47780_5677.N1	20-APR-2011 09:27:04	Bright	59.000	89	5Alp Cep	2.4510	8000.0	118	47780	No
115	GOM_NL__2PRFIN20110420_093218_00000523101_00352_47780_5678.N1	20-APR-2011 09:32:18	Bright	51.500	19	50Alp Cyg	1.2460	10500.	103	47780	No
116	GOM_NL__2PRFIN20110420_093407_00000563101_00352_47780_5679.N1	20-APR-2011 09:34:07	Bright	55.500	66	37Gam Cyg	2.2080	5900.0	111	47780	No
117	GOM_NL__2PRFIN20110420_093656_00000683101_00352_47780_5680.N1	20-APR-2011 09:36:56	Bright	68.000	92	53Eps Cyg	2.5000	4500.0	136	47780	No
118	GOM_NL__2PRFIN20110420_094450_00000553101_00352_47780_5681.N1	20-APR-2011 09:44:50	Dark	54.500	61	8Eps Peg	2.1000	3900.0	109	47780	No
119	GOM_NL__2PRFIN20110420_094718_00000483101_00352_47780_5682.N1	20-APR-2011 09:47:18	Dark	48.000	162	34Alp Aqr	2.9440	5350.0	96	47780	No
120	GOM_NL__2PRFIN20110420_095012_00000513101_00352_47780_5683.N1	20-APR-2011 09:50:12	Dark	50.500	154	22Bet Aqr	2.8990	5700.0	101	47780	No
121	GOM_NL__2PRFIN20110420_095229_00000463101_00352_47780_5684.N1	20-APR-2011 09:52:29	Dark	45.500	142	49Del Cap	2.8500	8900.0	91	47780	No
122	GOM_NL__2PRFIN20110420_100745_00000663101_00353_47781_5698.N1	20-APR-2011 10:07:45	Dark	66.000	103	38Zet Sgr	2.6000	9700.0	132	47781	No
123	GOM_NL__2PRFIN20110420_101105_00000653101_00353_47781_5699.N1	20-APR-2011 10:11:05	Dark	65.000	38	20Eps Sgr	1.8360	11000.	130	47781	No
124	GOM_NL__2PRFIN20110420_101303_00000563101_00353_47781_5700.N1	20-APR-2011 10:13:03	Dark	56.000	178	lot1Sco	3.0220	6550.0	112	47781	No
125	GOM_NL__2PRFIN20110420_101440_00000603101_00353_47781_5701.N1	20-APR-2011 10:14:40	Straylight	60.000	25	35Lam Sco	1.6200	28000.	120	47781	No
126	GOM_NL__2PRFIN20110420_101821_00000693101_00353_47781_5702.N1	20-APR-2011 10:18:21	Straylight	68.500	75	26Eps Sco	2.2910	4250.0	137	47781	No
127	GOM_NL__2PRFIN20110420_102129_00000263101_00353_47781_5703.N1	20-APR-2011 10:21:29	Straylight	26.000	136	23Tau Sco	2.8220	30000.	52	47781	No
128	GOM_NL__2PRFIN20110420_102357_00000623101_00353_47781_5704.N1	20-APR-2011 10:23:57	Tw_i_and_stray	62.000	158	6Pi Sco	2.9060	28000.	124	47781	No
129	GOM_NL__2PRFIN20110420_102916_00000563101_00353_47781_5705.N1	20-APR-2011 10:29:16	Bright	55.500	122	9Alp2Lib	2.7470	9700.0	111	47781	No
130	GOM_NL__2PRFIN20110420_104050_00000643101_00353_47781_5706.N1	20-APR-2011 10:40:50	Bright	64.000	111	8Eta Boo	2.6800	6000.0	128	47781	No
131	GOM_NL__2PRFIN20110420_104531_00000543101_00353_47781_5707.N1	20-APR-2011 10:45:31	Bright	54.000	83		2.3780	11000.	108	47781	No
132	GOM_NL__2PRFIN20110420_104817_00000463101_00353_47781_5708.N1	20-APR-2011 10:48:17	Bright	45.500	180	27Gam Boo	3.0400	8000.0	91	47781	No
133	GOM_NL__2PRFIN20110420_104952_00000593101_00353_47781_5709.N1	20-APR-2011 10:49:52	Bright	59.000	39	85Eta UMa	1.8540	24000.	118	47781	No
134	GOM_NL__2PRFIN20110420_105759_00000473101_00353_47781_5710.N1	20-APR-2011 10:57:59	Bright	46.500	119	14Eta Dra	2.7270	4700.0	93	47781	No
135	GOM_NL__2PRFIN20110420_110717_00000423101_00353_47781_5711.N1	20-APR-2011 11:07:17	Bright	41.500	89	5Alp Cep	2.4510	8000.0	83	47781	No
136	GOM_NL__2PRFIN20110420_111231_00000523101_00353_47781_5712.N1	20-APR-2011 11:12:31	Bright	52.000	19	50Alp Cyg	1.2460	10500.	104	47781	No
137	GOM_NL__2PRFIN20110420_111420_00000613101_00353_47781_5713.N1	20-APR-2011 11:14:20	Bright	61.000	66	37Gam Cyg	2.2080	5900.0	122	47781	No
138	GOM_NL__2PRFIN20110420_111710_00000653101_00353_47781_5714.N1	20-APR-2011 11:17:10	Bright	65.000	92	53Eps Cyg	2.5000	4500.0	130	47781	No
139	GOM_NL__2PRFIN20110420_112505_00000563101_00353_47781_5715.N1	20-APR-2011 11:25:05	Dark	56.000	61	8Eps Peg	2.1000	3900.0	112	47781	No
140	GOM_NL__2PRFIN20110420_112733_00000473101_00353_47781_5716.N1	20-APR-2011 11:27:33	Dark	46.500	162	34Alp Aqr	2.9440	5350.0	93	47781	No
141	GOM_NL__2PRFIN20110420_113027_00000523101_00353_47781_5717.N1	20-APR-2011 11:30:27	Dark	52.000	154	22Bet Aqr	2.8990	5700.0	104	47781	No
142	GOM_NL__2PRFIN20110420_113244_00000453101_00353_47781_5718.N1	20-APR-2011 11:32:44	Dark	45.000	142	49Del Cap	2.8500	8900.0	90	47781	No
143	GOM_NL__2PRFIN20110420_114801_00000673101_00354_47782_5723.N1	20-APR-2011 11:48:01	Dark	66.500	103	38Zet Sgr	2.6000	9700.0	133	47782	No
144	GOM_NL__2PRFIN20110420_115120_00000703101_00354_47782_5724.N1	20-APR-2011 11:51:20	Dark	70.000	38	20Eps Sgr	1.8360	11000.	140	47782	No
145	GOM_NL__2PRFIN20110420_115318_00000593101_00354_47782_5725.N1	20-APR-2011 11:53:18	Dark	58.500	178	lot1Sco	3.0220	6550.0	117	47782	No
146	GOM_NL__2PRFIN20110420_115455_00000713101_00354_47782_5726.N1	20-APR-2011 11:54:55	Straylight	70.500	25	35Lam Sco	1.6200	28000.	141	47782	No
147	GOM_NL__2PRFIN20110420_115836_00000703101_00354_47782_5727.N1	20-APR-2011 11:58:36	Straylight	70.000	75	26Eps Sco	2.2910	4250.0	140	47782	No
148	GOM_NL__2PRFIN20110420_120144_00000293101_00354_47782_5728.N1	20-APR-2011 12:01:44	Straylight	29.000	136	23Tau Sco	2.8220	30000.	58	47782	No
149	GOM_NL__2PRFIN20110420_120411_00000623101_00354_47782_5729.N1	20-APR-2011 12:04:11	Tw_i_and_stray	61.500	158	6Pi Sco	2.9060	28000.	123	47782	No
150	GOM_NL__2PRFIN20110420_120930_00000573101_00354_47782_5730.N1	20-APR-2011 12:09:30	Bright	56.500	122	9Alp2Lib	2.7470	9700.0	113	47782	No
151	GOM_NL__2PRFIN20110420_121218_00000263101_00354_47782_5731.N1	20-APR-2011 12:12:18	Tw_i_and_stray	26.000	104	27Bet Lib	2.6140	13100.	52	47782	No
152	GOM_NL__2PRFIN20110420_122104_00000453101_00354_47782_5732.N1	20-APR-2011 12:21:04	Bright	44.500	111	8Eta Boo	2.6800	6000.0	89	47782	No
153	GOM_NL__2PRFIN20110420_122545_00000513101_00354_47782_5733.N1	20-APR-2011 12:25:45	Bright	50.500	83		2.3780	11000.	101	47782	No
154	GOM_NL__2PRFIN20110420_122830_00000463101_00354_47782_5734.N1	20-APR-2011 12:28:30	Bright	46.000	180	27Gam Boo	3.0400	8000.0	92	47782	No
155	GOM_NL__2PRFIN20110420_123005_00000593101_00354_47782_5735.N1	20-APR-2011 12:30:05	Bright	59.000	39	85Eta UMa	1.8540	24000.	118	47782	No
156	GOM_NL__2PRFIN20110420_123812_00000463101_00354_47782_5736.N1	20-APR-2011 12:38:12	Bright	46.000	119	14Eta Dra	2.7270	4700.0	92	47782	No
157	GOM_NL__2PRFIN20110420_124731_00000423101_00354_47782_5737.N1	20-APR-2011 12:47:31	Bright	41.500	89	5Alp Cep	2.4510	8000.0	83	47782	No
158	GOM_NL__2PRFIN20110420_125245_00000523101_00354_47782_5738.N1	20-APR-2011 12:52:45	Bright	52.000	19	50Alp Cyg	1.2460	10500.	104	47782	No
159	GOM_NL__2PRFIN20110420_125434_00000603101_00354_47782_5739.N1	20-APR-2011 12:54:34	Bright	60.000	66	37Gam Cyg	2.2080	5900.0	120	47782	No
160	GOM_NL__2PRFIN20110420_125724_00000613101_00354_47782_5740.N1	20-APR-2011 12:57:24	Bright	61.000	92	53Eps Cyg	2.5000	4500.0	122	47782	No

161	GOM_NL__2PRFIN20110420_130519_00000513101_00354_47782_5741.N1	20-APR-2011 13:05:19	Dark	51.000	61	8Eps Peg	2.1000	3900.0	102	47782	No
162	GOM_NL__2PRFIN20110420_130747_00000473101_00354_47782_5742.N1	20-APR-2011 13:07:47	Dark	46.500	162	34Alp Aqr	2.9440	5350.0	93	47782	No
163	GOM_NL__2PRFIN20110420_131041_00000523101_00354_47782_5743.N1	20-APR-2011 13:10:41	Dark	52.000	154	22Bet Aqr	2.8990	5700.0	104	47782	No
164	GOM_NL__2PRFIN20110420_131259_00000433101_00354_47782_5744.N1	20-APR-2011 13:12:59	Dark	42.500	142	49Del Cap	2.8500	8900.0	85	47782	No
165	GOM_NL__2PRFIN20110420_132816_00000663101_00355_47783_5743.N1	20-APR-2011 13:28:16	Dark	65.500	103	38Zet Sgr	2.6000	9700.0	131	47783	No
166	GOM_NL__2PRFIN20110420_133136_00000653101_00355_47783_5744.N1	20-APR-2011 13:31:36	Dark	64.500	38	20Eps Sgr	1.8360	11000.	129	47783	No
167	GOM_NL__2PRFIN20110420_133333_00000543101_00355_47783_5745.N1	20-APR-2011 13:33:33	Dark	53.500	178	lot1Sco	3.0220	6550.0	107	47783	No
168	GOM_NL__2PRFIN20110420_133510_00000623101_00355_47783_5746.N1	20-APR-2011 13:35:10	Straylight	61.500	25	35Lam Sco	1.6200	28000.	123	47783	No
169	GOM_NL__2PRFIN20110420_133851_00000693101_00355_47783_5747.N1	20-APR-2011 13:38:51	Straylight	68.500	75	26Eps Sco	2.2910	4250.0	137	47783	No
170	GOM_NL__2PRFIN20110420_134159_00000293101_00355_47783_5748.N1	20-APR-2011 13:41:59	Straylight	29.000	136	23Tau Sco	2.8220	30000.	58	47783	No
171	GOM_NL__2PRFIN20110420_134426_00000613101_00355_47783_5749.N1	20-APR-2011 13:44:26	Twi_and_stray	61.000	158	6Pi Sco	2.9060	28000.	122	47783	No
172	GOM_NL__2PRFIN20110420_134944_00000563101_00355_47783_5750.N1	20-APR-2011 13:49:44	Bright	55.500	122	9Alp2Lib	2.7470	9700.0	111	47783	No
173	GOM_NL__2PRFIN20110420_135232_00000263101_00355_47783_5751.N1	20-APR-2011 13:52:32	Twi_and_stray	26.000	104	27Bet Lib	2.6140	13100.	52	47783	No
174	GOM_NL__2PRFIN20110420_140118_00000643101_00355_47783_5752.N1	20-APR-2011 14:01:18	Bright	64.000	111	8Eta Boo	2.6800	6000.0	128	47783	No
175	GOM_NL__2PRFIN20110420_140557_00000503101_00355_47783_5753.N1	20-APR-2011 14:05:57	Bright	50.000	83		2.3780	11000.	100	47783	No
176	GOM_NL__2PRFIN20110420_140843_00000483101_00355_47783_5754.N1	20-APR-2011 14:08:43	Bright	48.000	180	27Gam Boo	3.0400	8000.0	96	47783	No
177	GOM_NL__2PRFIN20110420_141019_00000423101_00355_47783_5755.N1	20-APR-2011 14:10:19	Bright	42.000	39	85Eta UMa	1.8540	24000.	84	47783	No
178	GOM_NL__2PRFIN20110420_141826_00000443101_00355_47783_5756.N1	20-APR-2011 14:18:26	Bright	44.000	119	14Eta Dra	2.7270	4700.0	88	47783	No
179	GOM_NL__2PRFIN20110420_142745_00000413101_00355_47783_5757.N1	20-APR-2011 14:27:45	Bright	40.500	89	5Alp Cep	2.4510	8000.0	81	47783	No
180	GOM_NL__2PRFIN20110420_143259_00000533101_00355_47783_5758.N1	20-APR-2011 14:32:59	Bright	53.000	19	50Alp Cyg	1.2460	10500.	106	47783	No
181	GOM_NL__2PRFIN20110420_143448_00000603101_00355_47783_5759.N1	20-APR-2011 14:34:48	Bright	60.000	66	37Gam Cyg	2.2080	5900.0	120	47783	No
182	GOM_NL__2PRFIN20110420_143738_00000633101_00355_47783_5760.N1	20-APR-2011 14:37:38	Bright	63.000	92	53Eps Cyg	2.5000	4500.0	126	47783	No
183	GOM_NL__2PRFIN20110420_144534_00000553101_00355_47783_5761.N1	20-APR-2011 14:45:34	Dark	54.500	61	8Eps Peg	2.1000	3900.0	109	47783	No
184	GOM_NL__2PRFIN20110420_144802_00000473101_00355_47783_5762.N1	20-APR-2011 14:48:02	Dark	47.000	162	34Alp Aqr	2.9440	5350.0	94	47783	No
185	GOM_NL__2PRFIN20110420_145056_00000523101_00355_47783_5763.N1	20-APR-2011 14:50:56	Dark	51.500	154	22Bet Aqr	2.8990	5700.0	103	47783	No
186	GOM_NL__2PRFIN20110420_145314_00000483101_00355_47783_5764.N1	20-APR-2011 14:53:14	Dark	47.500	142	49Del Cap	2.8500	8900.0	95	47783	No
187	GOM_NL__2PRFIN20110420_150832_00000683101_00356_47784_5772.N1	20-APR-2011 15:08:32	Dark	67.500	103	38Zet Sgr	2.6000	9700.0	135	47784	No
188	GOM_NL__2PRFIN20110420_151151_00000643101_00356_47784_5773.N1	20-APR-2011 15:11:51	Dark	64.000	38	20Eps Sgr	1.8360	11000.	128	47784	No
189	GOM_NL__2PRFIN20110420_151348_00000563101_00356_47784_5774.N1	20-APR-2011 15:13:48	Dark	55.500	178	lot1Sco	3.0220	6550.0	111	47784	No
190	GOM_NL__2PRFIN20110420_151525_00000663101_00356_47784_5775.N1	20-APR-2011 15:15:25	Straylight	66.000	25	35Lam Sco	1.6200	28000.	132	47784	No
191	GOM_NL__2PRFIN20110420_151906_00000663101_00356_47784_5776.N1	20-APR-2011 15:19:06	Straylight	66.000	75	26Eps Sco	2.2910	4250.0	132	47784	No
192	GOM_NL__2PRFIN20110420_152214_00000323101_00356_47784_5777.N1	20-APR-2011 15:22:14	Straylight	32.000	136	23Tau Sco	2.8220	30000.	64	47784	No
193	GOM_NL__2PRFIN20110420_152611_00000253101_00356_47784_5778.N1	20-APR-2011 15:26:11	Twi_and_stray	24.500	80	7Del Sco	2.3160	30000.	49	47784	No
194	GOM_NL__2PRFIN20110420_170625_00000253101_00357_47785_5851.N1	20-APR-2011 17:06:25	Twi_and_stray	25.000	80	7Del Sco	2.3160	30000.	50	47785	No
195	GOM_NL__2PRFIN20110420_171013_00000573101_00357_47785_5852.N1	20-APR-2011 17:10:13	Bright	57.000	122	9Alp2Lib	2.7470	9700.0	114	47785	No
196	GOM_NL__2PRFIN20110420_171300_00000323101_00357_47785_5853.N1	20-APR-2011 17:13:00	Twi_and_stray	32.000	104	27Bet Lib	2.6140	13100.	64	47785	No
197	GOM_NL__2PRFIN20110420_172145_00000443101_00357_47785_5854.N1	20-APR-2011 17:21:45	Bright	44.000	111	8Eta Boo	2.6800	6000.0	88	47785	No
198	GOM_NL__2PRFIN20110420_172624_00000543101_00357_47785_5855.N1	20-APR-2011 17:26:24	Bright	54.000	83		2.3780	11000.	108	47785	No
199	GOM_NL__2PRFIN20110420_172910_00000463101_00357_47785_5856.N1	20-APR-2011 17:29:10	Bright	46.000	180	27Gam Boo	3.0400	8000.0	92	47785	No
200	GOM_NL__2PRFIN20110420_173046_00000423101_00357_47785_5857.N1	20-APR-2011 17:30:46	Bright	42.000	39	85Eta UMa	1.8540	24000.	84	47785	No
201	GOM_NL__2PRFIN20110420_173852_00000473101_00357_47785_5858.N1	20-APR-2011 17:38:52	Bright	47.000	119	14Eta Dra	2.7270	4700.0	94	47785	No
202	GOM_NL__2PRFIN20110420_174813_00000413101_00357_47785_5859.N1	20-APR-2011 17:48:13	Bright	41.000	89	5Alp Cep	2.4510	8000.0	82	47785	No
203	GOM_NL__2PRFIN20110420_175326_00000543101_00357_47785_5860.N1	20-APR-2011 17:53:26	Bright	53.500	19	50Alp Cyg	1.2460	10500.	107	47785	No
204	GOM_NL__2PRFIN20110420_175516_00000623101_00357_47785_5861.N1	20-APR-2011 17:55:16	Bright	61.500	66	37Gam Cyg	2.2080	5900.0	123	47785	No
205	GOM_NL__2PRFIN20110420_175806_00000663101_00357_47785_5862.N1	20-APR-2011 17:58:06	Bright	65.500	92	53Eps Cyg	2.5000	4500.0	131	47785	No
206	GOM_NL__2PRFIN20110420_180603_00000573101_00357_47785_5863.N1	20-APR-2011 18:06:03	Dark	57.000	61	8Eps Peg	2.1000	3900.0	114	47785	No
207	GOM_NL__2PRFIN20110420_180831_00000493101_00357_47785_5864.N1	20-APR-2011 18:08:31	Dark	49.000	162	34Alp Aqr	2.9440	5350.0	98	47785	No
208	GOM_NL__2PRFIN20110420_181126_00000523101_00357_47785_5865.N1	20-APR-2011 18:11:26	Dark	52.000	154	22Bet Aqr	2.8990	5700.0	104	47785	No
209	GOM_NL__2PRFIN20110420_181343_00000443101_00357_47785_5866.N1	20-APR-2011 18:13:43	Dark	43.500	142	49Del Cap	2.8500	8900.0	87	47785	No
210	GOM_NL__2PRFIN20110420_182904_00000683101_00358_47786_5875.N1	20-APR-2011 18:29:04	Dark	68.000	103	38Zet Sgr	2.6000	9700.0	136	47786	No
211	GOM_NL__2PRFIN20110420_183223_00000643101_00358_47786_5876.N1	20-APR-2011 18:32:23	Dark	64.000	38	20Eps Sgr	1.8360	11000.	128	47786	No
212	GOM_NL__2PRFIN20110420_183419_00000553101_00358_47786_5877.N1	20-APR-2011 18:34:19	Straylight	54.500	178	lot1Sco	3.0220	6550.0	109	47786	No
213	GOM_NL__2PRFIN20110420_183556_00000593101_00358_47786_5878.N1	20-APR-2011 18:35:56	Straylight	58.500	25	35Lam Sco	1.6200	28000.	117	47786	No
214	GOM_NL__2PRFIN20110420_183936_00000663101_00358_47786_5879.N1	20-APR-2011 18:39:36	Straylight	65.500	75	26Eps Sco	2.2910	4250.0	131	47786	No
215	GOM_NL__2PRFIN20110420_184243_00000343101_00358_47786_5880.N1	20-APR-2011 18:42:43	Straylight	34.000	136	23Tau Sco	2.8220	30000.	68	47786	No
216	GOM_NL__2PRFIN20110420_184640_00000293101_00358_47786_5881.N1	20-APR-2011 18:46:40	Twi_and_stray	29.000	80	7Del Sco	2.3160	30000.	58	47786	No
217	GOM_NL__2PRFIN20110420_185027_00000543101_00358_47786_5882.N1	20-APR-2011 18:50:27	Bright	53.500	122	9Alp2Lib	2.7470	9700.0	107	47786	No
218	GOM_NL__2PRFIN20110420_185314_00000373101_00358_47786_5883.N1	20-APR-2011 18:53:14	Twi_and_stray	37.000	104	27Bet Lib	2.6140	13100.	74	47786	No
219	GOM_NL__2PRFIN20110420_190158_00000453101_00358_47786_5884.N1	20-APR-2011 19:01:58	Bright	44.500	111	8Eta Boo	2.6800	6000.0	89	47786	No

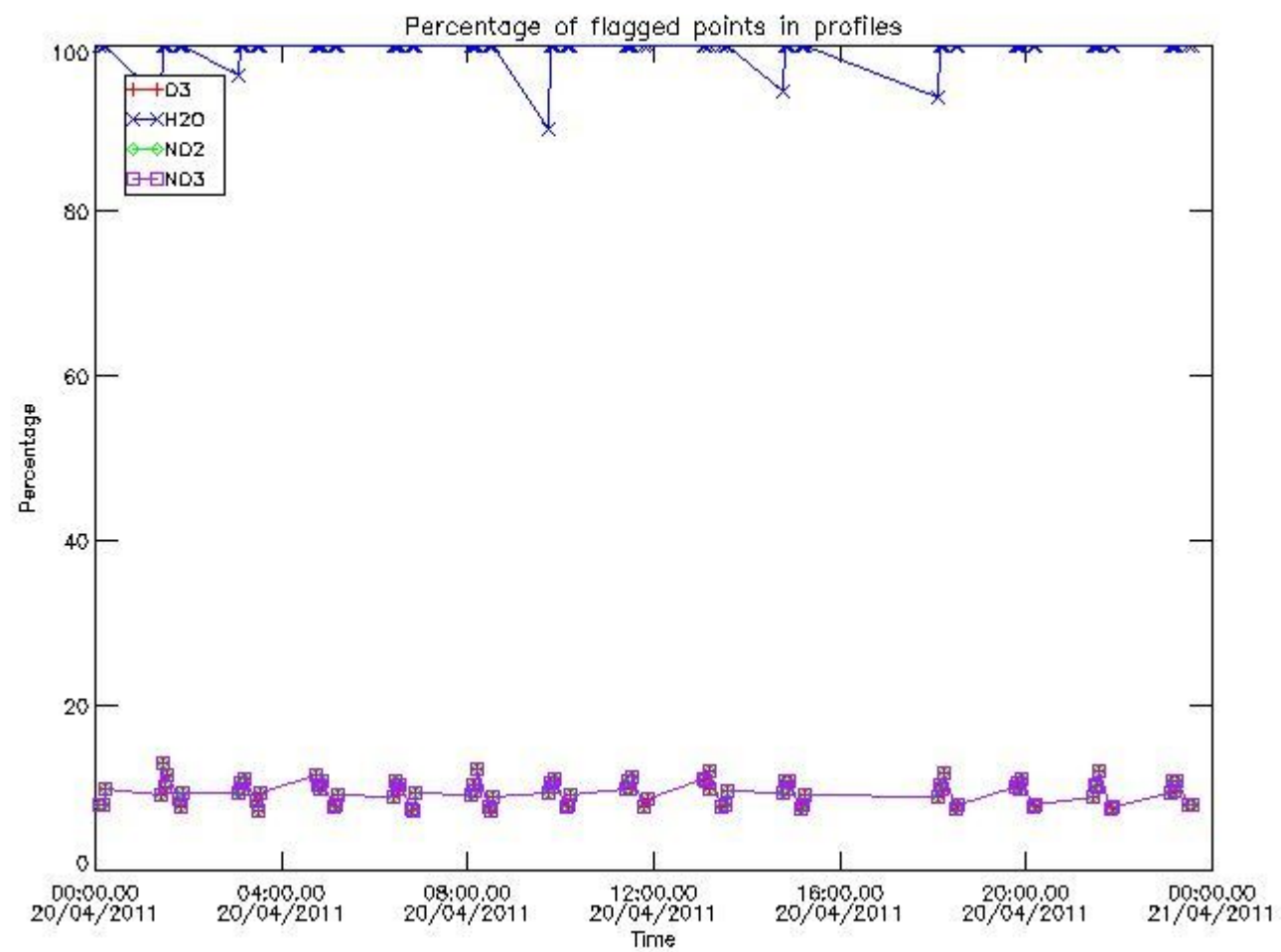
220	GOM_NL__2PRFIN20110420_190637_000000543101_00358_47786_5885.N1	20-APR-2011 19:06:37	Bright	53.500	83		2.3780	11000.	107	47786	No
221	GOM_NL__2PRFIN20110420_190923_000000523101_00358_47786_5886.N1	20-APR-2011 19:09:23	Bright	51.500	180	27Gam Boo	3.0400	8000.0	103	47786	No
222	GOM_NL__2PRFIN20110420_191100_000000433101_00358_47786_5887.N1	20-APR-2011 19:11:00	Bright	42.500	39	85Eta UMa	1.8540	24000.	85	47786	No
223	GOM_NL__2PRFIN20110420_191906_000000463101_00358_47786_5888.N1	20-APR-2011 19:19:06	Bright	45.500	119	14Eta Dra	2.7270	4700.0	91	47786	No
224	GOM_NL__2PRFIN20110420_192826_000000403101_00358_47786_5889.N1	20-APR-2011 19:28:26	Bright	40.000	89	5Alp Cep	2.4510	8000.0	80	47786	No
225	GOM_NL__2PRFIN20110420_193340_000000523101_00358_47786_5890.N1	20-APR-2011 19:33:40	Bright	52.000	19	50Alp Cyg	1.2460	10500.	104	47786	No
226	GOM_NL__2PRFIN20110420_193530_000000643101_00358_47786_5891.N1	20-APR-2011 19:35:30	Bright	63.500	66	37Gam Cyg	2.2080	5900.0	127	47786	No
227	GOM_NL__2PRFIN20110420_193821_000000663101_00358_47786_5892.N1	20-APR-2011 19:38:21	Bright	66.000	92	53Eps Cyg	2.5000	4500.0	132	47786	No
228	GOM_NL__2PRFIN20110420_194618_000000553101_00358_47786_5893.N1	20-APR-2011 19:46:18	Dark	55.000	61	8Eps Peg	2.1000	3900.0	110	47786	No
229	GOM_NL__2PRFIN20110420_194845_000000483101_00358_47786_5894.N1	20-APR-2011 19:48:45	Dark	48.000	162	34Alp Aqr	2.9440	5350.0	96	47786	No
230	GOM_NL__2PRFIN20110420_195141_000000523101_00358_47786_5895.N1	20-APR-2011 19:51:41	Dark	51.500	154	22Bet Aqr	2.8990	5700.0	103	47786	No
231	GOM_NL__2PRFIN20110420_195358_000000463101_00358_47786_5896.N1	20-APR-2011 19:53:58	Dark	45.500	142	49Del Cap	2.8500	8900.0	91	47786	No
232	GOM_NL__2PRFIN20110420_200919_000000673101_00359_47787_5896.N1	20-APR-2011 20:09:19	Dark	66.500	103	38Zet Sgr	2.6000	9700.0	133	47787	No
233	GOM_NL__2PRFIN20110420_201238_000000653101_00359_47787_5897.N1	20-APR-2011 20:12:38	Dark	64.500	38	20Eps Sgr	1.8360	11000.	129	47787	No
234	GOM_NL__2PRFIN20110420_201434_000000573101_00359_47787_5898.N1	20-APR-2011 20:14:34	Straylight	56.500	178	lot1Sco	3.0220	6550.0	113	47787	No
235	GOM_NL__2PRFIN20110420_201611_000000633101_00359_47787_5899.N1	20-APR-2011 20:16:11	Straylight	62.500	25	35Lam Sco	1.6200	28000.	125	47787	No
236	GOM_NL__2PRFIN20110420_201951_000000643101_00359_47787_5900.N1	20-APR-2011 20:19:51	Straylight	63.500	75	26Eps Sco	2.2910	4250.0	127	47787	No
237	GOM_NL__2PRFIN20110420_202258_000000343101_00359_47787_5901.N1	20-APR-2011 20:22:58	Straylight	34.000	136	23Tau Sco	2.8220	30000.	68	47787	No
238	GOM_NL__2PRFIN20110420_202654_000000293101_00359_47787_5902.N1	20-APR-2011 20:26:54	Twi_and_stray	29.000	80	7Del Sco	2.3160	30000.	58	47787	No
239	GOM_NL__2PRFIN20110420_203041_000000563101_00359_47787_5903.N1	20-APR-2011 20:30:41	Bright	55.500	122	9Alp2Lib	2.7470	9700.0	111	47787	No
240	GOM_NL__2PRFIN20110420_203328_000000373101_00359_47787_5904.N1	20-APR-2011 20:33:28	Twi_and_stray	37.000	104	27Bet Lib	2.6140	13100.	74	47787	No
241	GOM_NL__2PRFIN20110420_204212_000000443101_00359_47787_5905.N1	20-APR-2011 20:42:12	Bright	43.500	111	8Eta Boo	2.6800	6000.0	87	47787	No
242	GOM_NL__2PRFIN20110420_204650_000000553101_00359_47787_5906.N1	20-APR-2011 20:46:50	Bright	55.000	83		2.3780	11000.	110	47787	No
243	GOM_NL__2PRFIN20110420_204936_000000443101_00359_47787_5907.N1	20-APR-2011 20:49:36	Bright	44.000	180	27Gam Boo	3.0400	8000.0	88	47787	No
244	GOM_NL__2PRFIN20110420_205113_000000383101_00359_47787_5908.N1	20-APR-2011 20:51:13	Bright	37.500	39	85Eta UMa	1.8540	24000.	75	47787	No
245	GOM_NL__2PRFIN20110420_205919_000000463101_00359_47787_5909.N1	20-APR-2011 20:59:19	Bright	46.000	119	14Eta Dra	2.7270	4700.0	92	47787	No
246	GOM_NL__2PRFIN20110420_210840_000000573101_00359_47787_5910.N1	20-APR-2011 21:08:40	Bright	56.500	89	5Alp Cep	2.4510	8000.0	113	47787	No
247	GOM_NL__2PRFIN20110420_211354_000000513101_00359_47787_5911.N1	20-APR-2011 21:13:54	Bright	51.000	19	50Alp Cyg	1.2460	10500.	102	47787	No
248	GOM_NL__2PRFIN20110420_211544_000000593101_00359_47787_5912.N1	20-APR-2011 21:15:44	Bright	59.000	66	37Gam Cyg	2.2080	5900.0	118	47787	No
249	GOM_NL__2PRFIN20110420_211835_000000693101_00359_47787_5913.N1	20-APR-2011 21:18:35	Bright	69.000	92	53Eps Cyg	2.5000	4500.0	138	47787	No
250	GOM_NL__2PRFIN20110420_212632_000000573101_00359_47787_5914.N1	20-APR-2011 21:26:32	Dark	57.000	61	8Eps Peg	2.1000	3900.0	114	47787	No
251	GOM_NL__2PRFIN20110420_212900_000000503101_00359_47787_5915.N1	20-APR-2011 21:29:00	Dark	49.500	162	34Alp Aqr	2.9440	5350.0	99	47787	No
252	GOM_NL__2PRFIN20110420_213156_000000503101_00359_47787_5916.N1	20-APR-2011 21:31:56	Dark	49.500	154	22Bet Aqr	2.8990	5700.0	99	47787	No
253	GOM_NL__2PRFIN20110420_213412_000000433101_00359_47787_5917.N1	20-APR-2011 21:34:12	Dark	42.500	142	49Del Cap	2.8500	8900.0	85	47787	No
254	GOM_NL__2PRFIN20110420_214935_000000693101_00360_47788_5920.N1	20-APR-2011 21:49:35	Dark	68.500	103	38Zet Sgr	2.6000	9700.0	137	47788	No
255	GOM_NL__2PRFIN20110420_215253_000000663101_00360_47788_5921.N1	20-APR-2011 21:52:53	Dark	65.500	38	20Eps Sgr	1.8360	11000.	131	47788	No
256	GOM_NL__2PRFIN20110420_215449_000000563101_00360_47788_5922.N1	20-APR-2011 21:54:49	Straylight	55.500	178	lot1Sco	3.0220	6550.0	111	47788	No
257	GOM_NL__2PRFIN20110420_215626_000000663101_00360_47788_5923.N1	20-APR-2011 21:56:26	Straylight	65.500	25	35Lam Sco	1.6200	28000.	131	47788	No
258	GOM_NL__2PRFIN20110420_220006_000000693101_00360_47788_5924.N1	20-APR-2011 22:00:06	Straylight	68.500	75	26Eps Sco	2.2910	4250.0	137	47788	No
259	GOM_NL__2PRFIN20110420_220313_000000373101_00360_47788_5925.N1	20-APR-2011 22:03:13	Straylight	37.000	136	23Tau Sco	2.8220	30000.	74	47788	No
260	GOM_NL__2PRFIN20110420_220709_000000333101_00360_47788_5926.N1	20-APR-2011 22:07:09	Twi_and_stray	33.000	80	7Del Sco	2.3160	30000.	66	47788	No
261	GOM_NL__2PRFIN20110420_221055_000000563101_00360_47788_5927.N1	20-APR-2011 22:10:55	Bright	55.500	122	9Alp2Lib	2.7470	9700.0	111	47788	No
262	GOM_NL__2PRFIN20110420_221341_000000433101_00360_47788_5928.N1	20-APR-2011 22:13:41	Bright	43.000	104	27Bet Lib	2.6140	13100.	86	47788	No
263	GOM_NL__2PRFIN20110420_222226_000000433101_00360_47788_5929.N1	20-APR-2011 22:22:26	Bright	43.000	111	8Eta Boo	2.6800	6000.0	86	47788	No
264	GOM_NL__2PRFIN20110420_222703_000000533101_00360_47788_5930.N1	20-APR-2011 22:27:03	Bright	53.000	83		2.3780	11000.	106	47788	No
265	GOM_NL__2PRFIN20110420_222950_000000473101_00360_47788_5931.N1	20-APR-2011 22:29:50	Bright	47.000	180	27Gam Boo	3.0400	8000.0	94	47788	No
266	GOM_NL__2PRFIN20110420_223127_000000383101_00360_47788_5932.N1	20-APR-2011 22:31:27	Bright	38.000	39	85Eta UMa	1.8540	24000.	76	47788	No
267	GOM_NL__2PRFIN20110420_223932_000000433101_00360_47788_5933.N1	20-APR-2011 22:39:32	Bright	43.000	119	14Eta Dra	2.7270	4700.0	86	47788	No
268	GOM_NL__2PRFIN20110420_224854_000000423101_00360_47788_5934.N1	20-APR-2011 22:48:54	Bright	41.500	89	5Alp Cep	2.4510	8000.0	83	47788	No
269	GOM_NL__2PRFIN20110420_225408_000000513101_00360_47788_5935.N1	20-APR-2011 22:54:08	Bright	51.000	19	50Alp Cyg	1.2460	10500.	102	47788	No
270	GOM_NL__2PRFIN20110420_225557_000000613101_00360_47788_5936.N1	20-APR-2011 22:55:57	Bright	61.000	66	37Gam Cyg	2.2080	5900.0	122	47788	No
271	GOM_NL__2PRFIN20110420_225848_000000673101_00360_47788_5937.N1	20-APR-2011 22:58:48	Bright	66.500	92	53Eps Cyg	2.5000	4500.0	133	47788	No
272	GOM_NL__2PRFIN20110420_230647_000000543101_00360_47788_5938.N1	20-APR-2011 23:06:47	Dark	54.000	61	8Eps Peg	2.1000	3900.0	108	47788	No
273	GOM_NL__2PRFIN20110420_230914_000000483101_00360_47788_5939.N1	20-APR-2011 23:09:14	Dark	47.500	162	34Alp Aqr	2.9440	5350.0	95	47788	No
274	GOM_NL__2PRFIN20110420_231210_000000543101_00360_47788_5940.N1	20-APR-2011 23:12:10	Dark	53.500	154	22Bet Aqr	2.8990	5700.0	107	47788	No
275	GOM_NL__2PRFIN20110420_231427_000000473101_00360_47788_5941.N1	20-APR-2011 23:14:27	Dark	47.000	142	49Del Cap	2.8500	8900.0	94	47788	No
276	GOM_NL__2PRFIN20110420_232951_000000653101_00361_47789_5964.N1	20-APR-2011 23:29:51	Dark	64.500	103	38Zet Sgr	2.6000	9700.0	129	47789	No
277	GOM_NL__2PRFIN20110420_233309_000000653101_00361_47789_5965.N1	20-APR-2011 23:33:09	Dark	64.500	38	20Eps Sgr	1.8360	11000.	129	47789	No
278	GOM_NL__2PRFIN20110420_233504_000000583101_00361_47789_5966.N1	20-APR-2011 23:35:04	Straylight	57.500	178	lot1Sco	3.0220	6550.0	115	47789	No

279	GOM_NL__2PRFIN20110420_233641_000000603101_00361_47789_5967.N1	20-APR-2011 23:36:41	Straylight	59.500	25	35Lam Sco	1.6200	28000.	119	47789	No
280	GOM_NL__2PRFIN20110420_234021_000000693101_00361_47789_5968.N1	20-APR-2011 23:40:21	Straylight	68.500	75	26Eps Sco	2.2910	4250.0	137	47789	No
281	GOM_NL__2PRFIN20110420_234328_000000373101_00361_47789_5969.N1	20-APR-2011 23:43:28	Straylight	37.000	136	23Tau Sco	2.8220	30000.	74	47789	No
282	GOM_NL__2PRFIN20110420_234723_000000333101_00361_47789_5970.N1	20-APR-2011 23:47:23	Twilight_and_stray	33.000	80	7Del Sco	2.3160	30000.	66	47789	No
283	GOM_NL__2PRFIN20110420_235109_000000553101_00361_47789_5971.N1	20-APR-2011 23:51:09	Bright	54.500	122	9Alp2Lib	2.7470	9700.0	109	47789	No
284	GOM_NL__2PRFIN20110420_235355_000000433101_00361_47789_5972.N1	20-APR-2011 23:53:55	Bright	43.000	104	27Bet Lib	2.6140	13100.	86	47789	No

3. Quality information per product

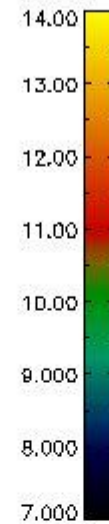
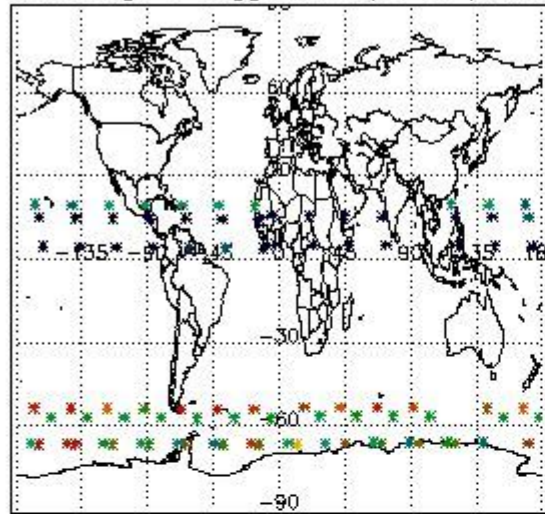
In this section it is plotted some information contained in the Quality Summary data set of the level 2 products. Only products in dark limb conditions and without errors (error flag in the MPH set to "0") are used.

3.1 Plot quality information per product (time dependant)

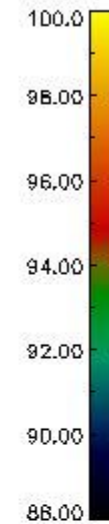
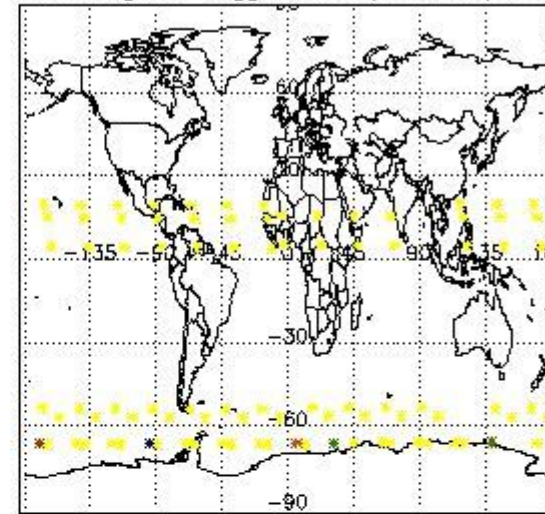


3.2 Plot quality information per product (world map)

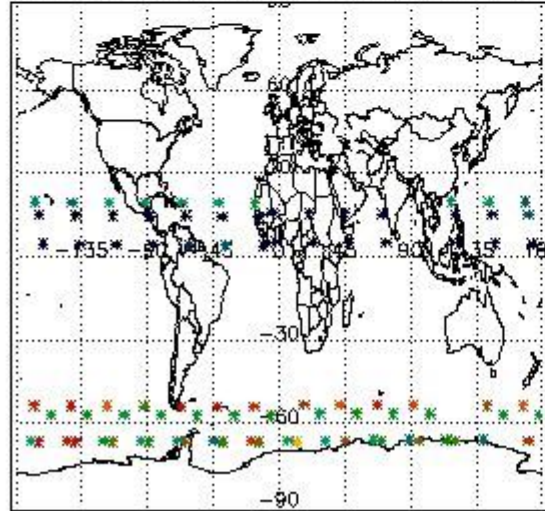
Percentage of flagged data per O3 profile



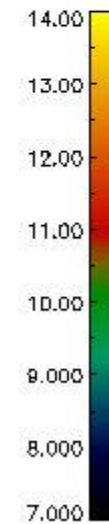
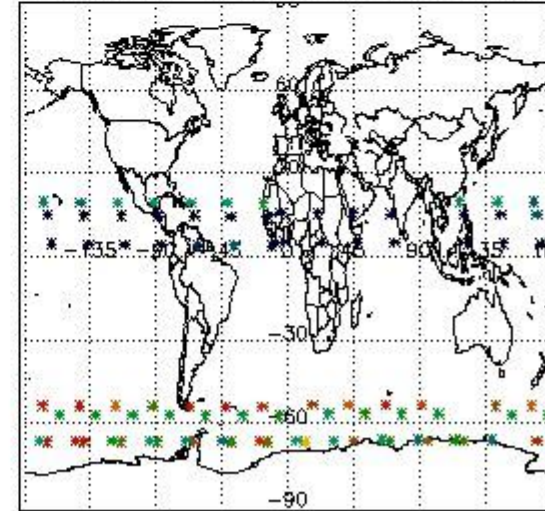
Percentage of flagged data per H2O profile



Percentage of flagged data per NO2 profile



Percentage of flagged data per NO3 profile

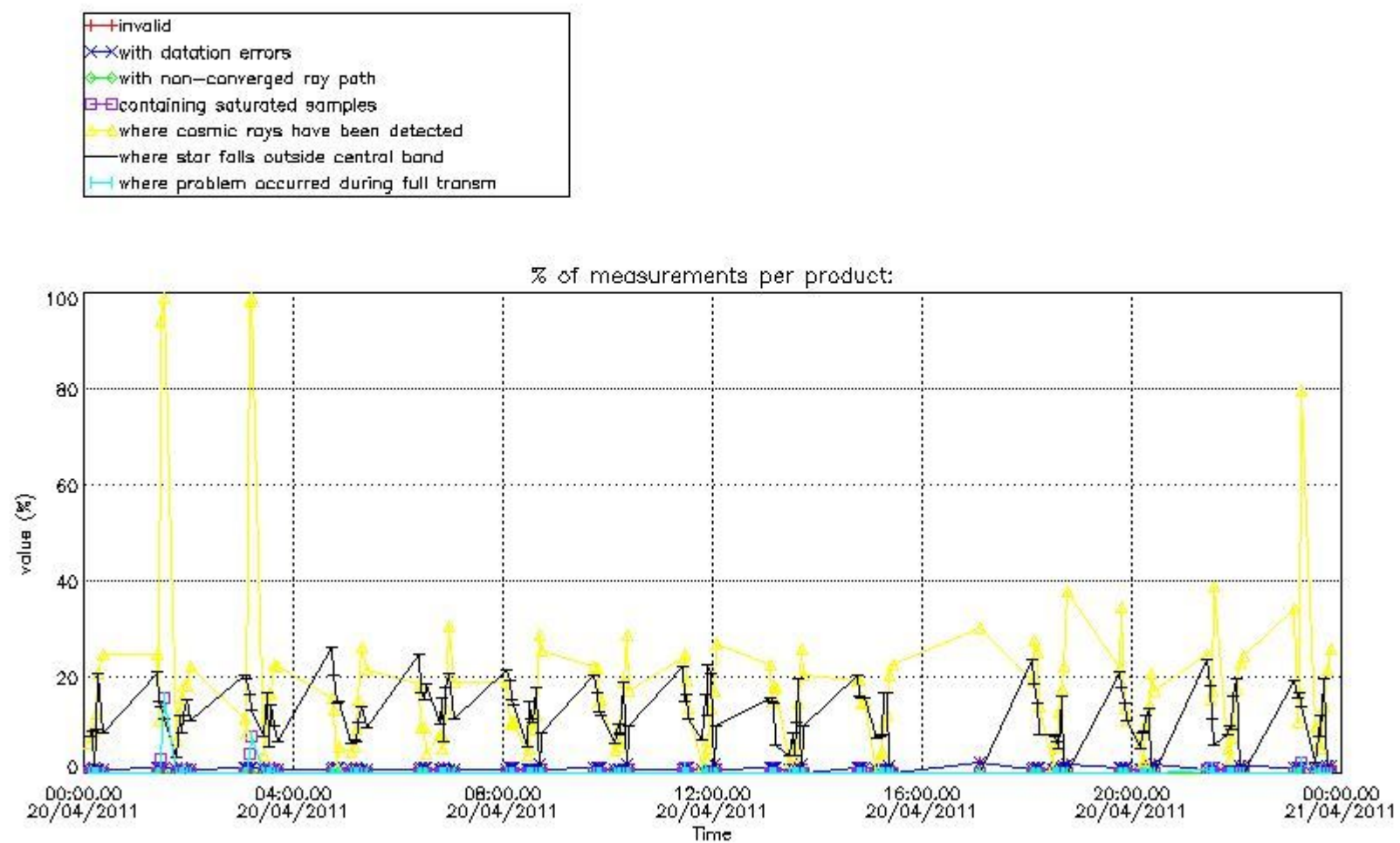


4. Level 1 quality information per product

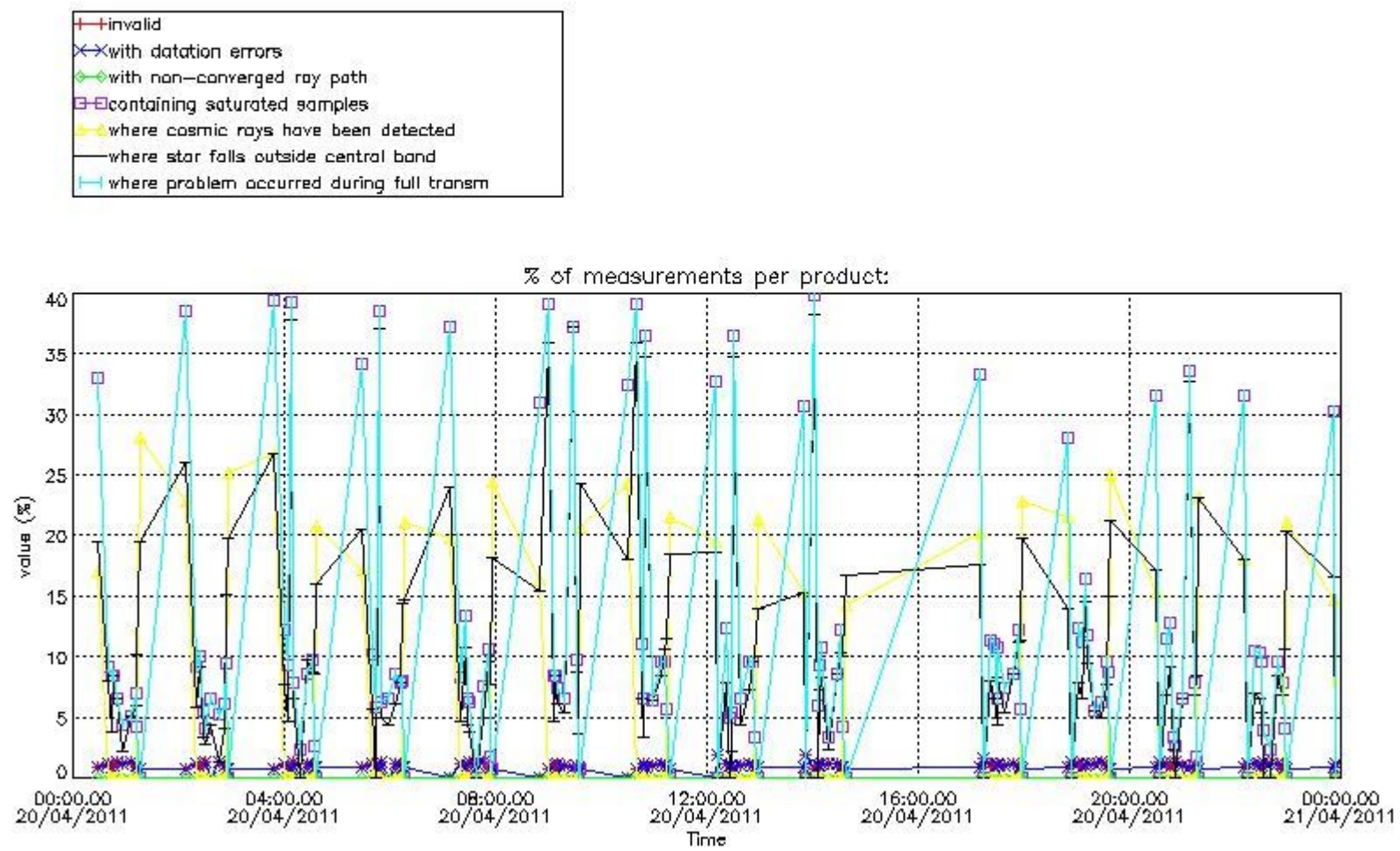
In this section it is plotted some information contained in the Quality Summary data set of the level 2 products that comes from the level 1b processing. Products without errors (error flag in the MPH set to "0") are used.

4.1 Plot quality information per product (time dependant) coming from level 1b processing

4.1.1 Plot level 1 quality information per product (time dependant): ENVISAT ASCENDING passes



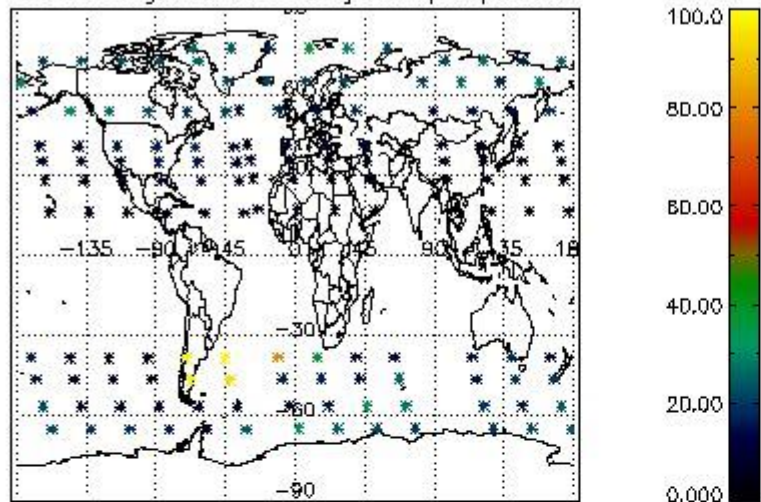
4.1.2 Plot level 1 quality information per product (time dependant): ENVI SAT DESCENDING passes



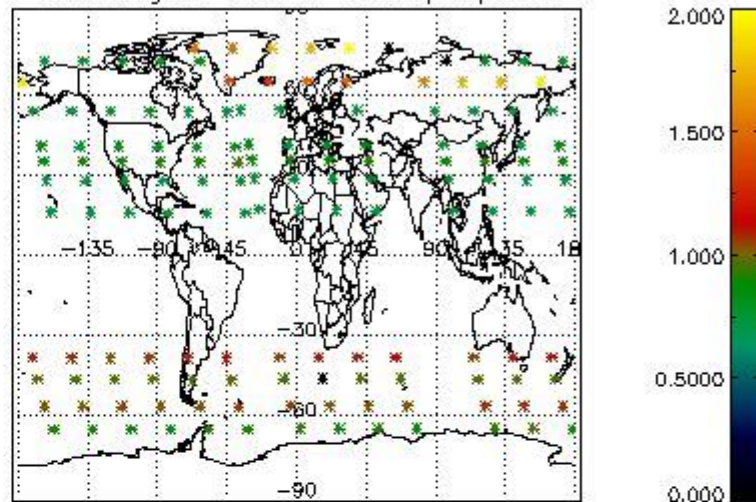
4.2 Plot quality information per product coming from level 1b processing (world map)

4.2.1 Plot level 1 quality information per product (world map): ENVISAT ASCENDING passes

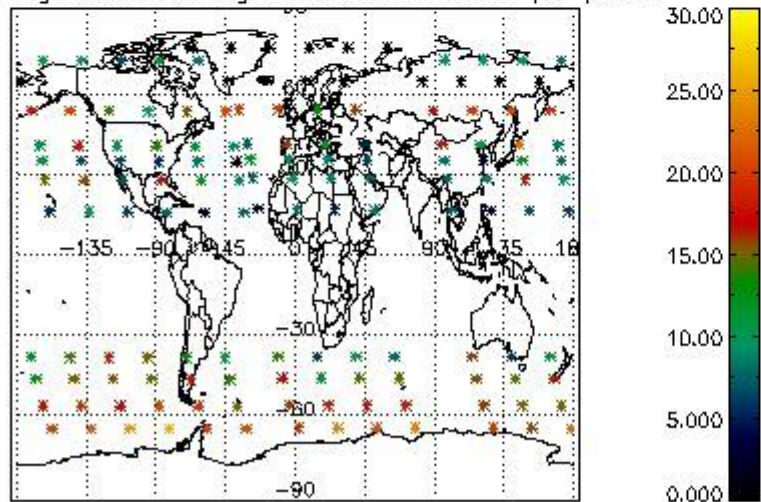
Percentage of cosmic ray hits per profile



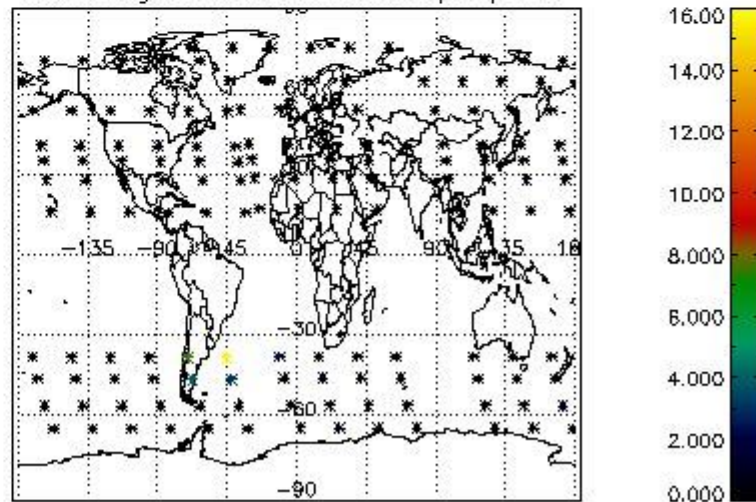
Percentage of datation errors per profile



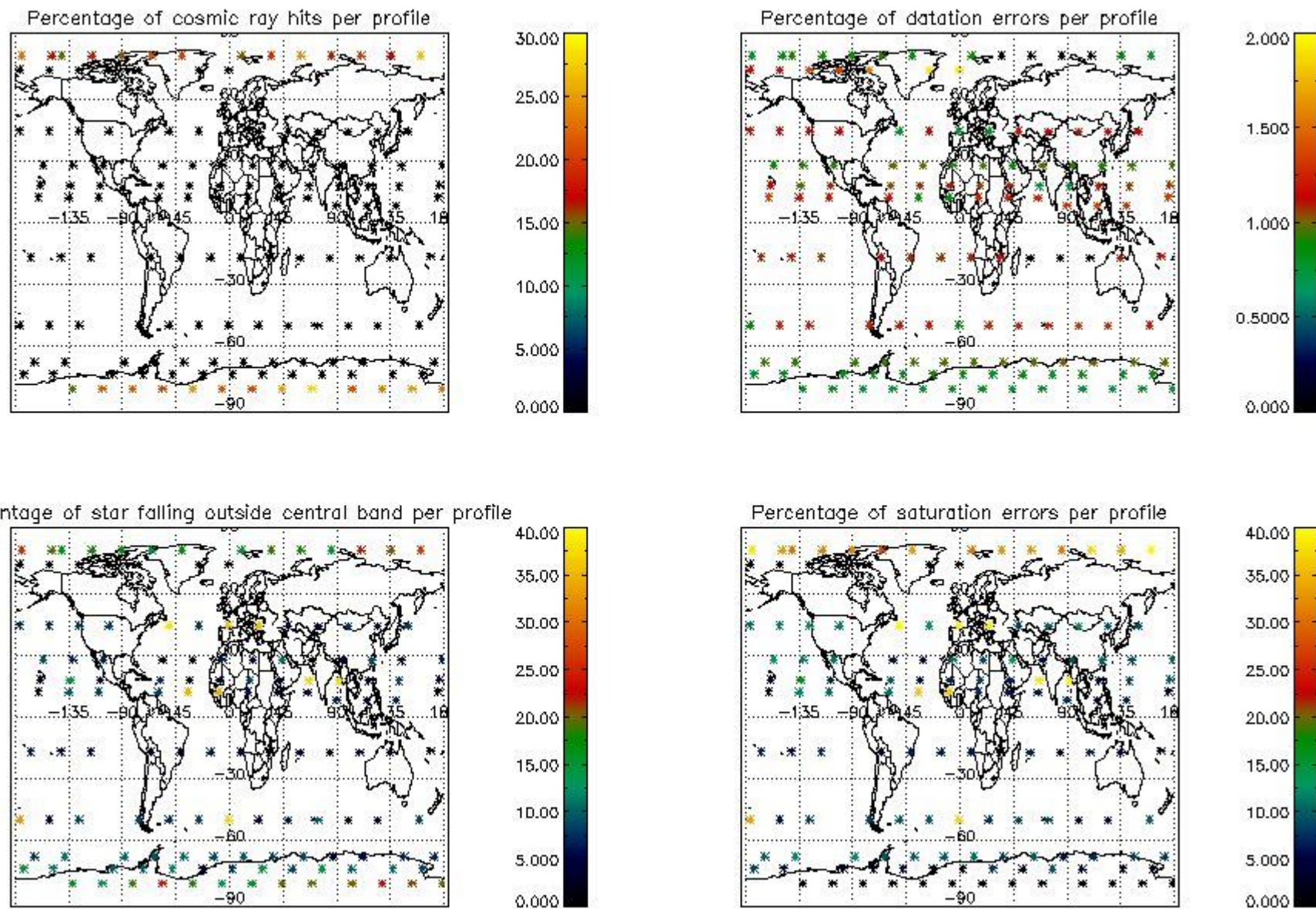
Percentage of star falling outside central band per profile



Percentage of saturation errors per profile



4.2.2 Plot level 1 quality information per product (world map): ENVISAT DESCENDING passes



5. Trace gas profiles

5.1 Ozone statistics based on quality of products

The final quality of the products can be "measured" using the STD (Standard Deviation) attached to every point profile. This information is written to the parameter GOM_NL__2P/NL_LOCAL_SPECIES_DENSITY/o3_std of the level 2 products. The table below shows the statistics for given STD ranges.

The statistics are given with respect to the overall valid production:

- Products without fatal errors: GOM_NL__2P/MPH/PRODUCT_ERR=0
- Valid point profile: GOM_NL__2P/NL_LOCAL_SPECIES_DENSITY/pcd(0)=0

The 'Criteria' is applied to valid points of dark limb products:

- Products in dark limb illumination condition: GOM_NL__2P/NL_SUMMARY_QUALITY/obs_ill_cond=0
- Products without fatal errors: GOM_NL__2P/MPH/PRODUCT_ERR=0
- Valid point profile: GOM_NL__2P/NL_LOCAL_SPECIES_DENSITY/pcd(0)=0

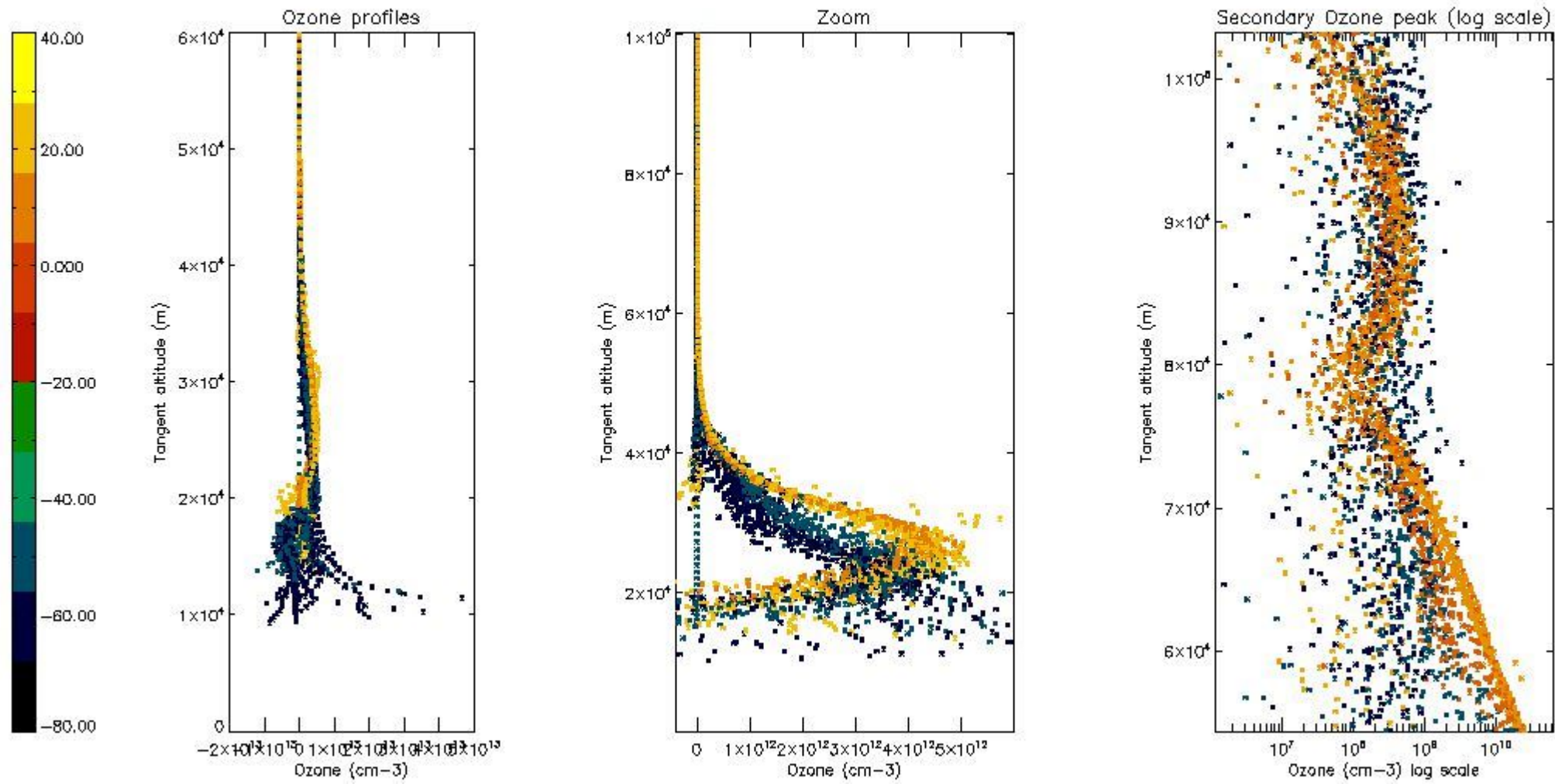
So, the table below shows the percentage of dark limb and valid observations for each criteria with respect to the overall valid daily observations.

Criteria	% of total production
All STD	34
STD < 20	12

STD < 10	7
STD < 5	3

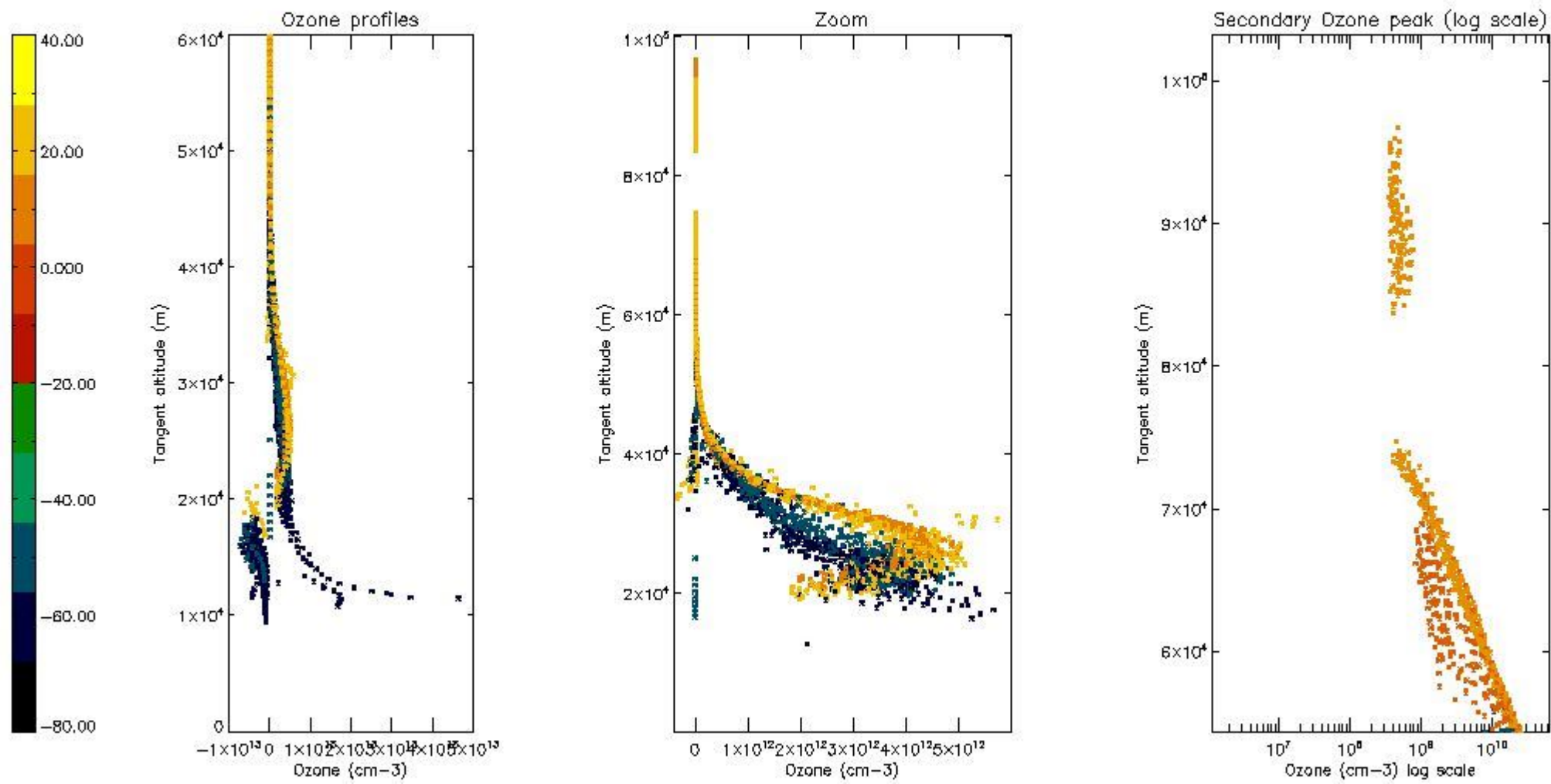
5.2 Plot ozone profiles for all STD (dark without errors)

The colorbar represents the latitude.



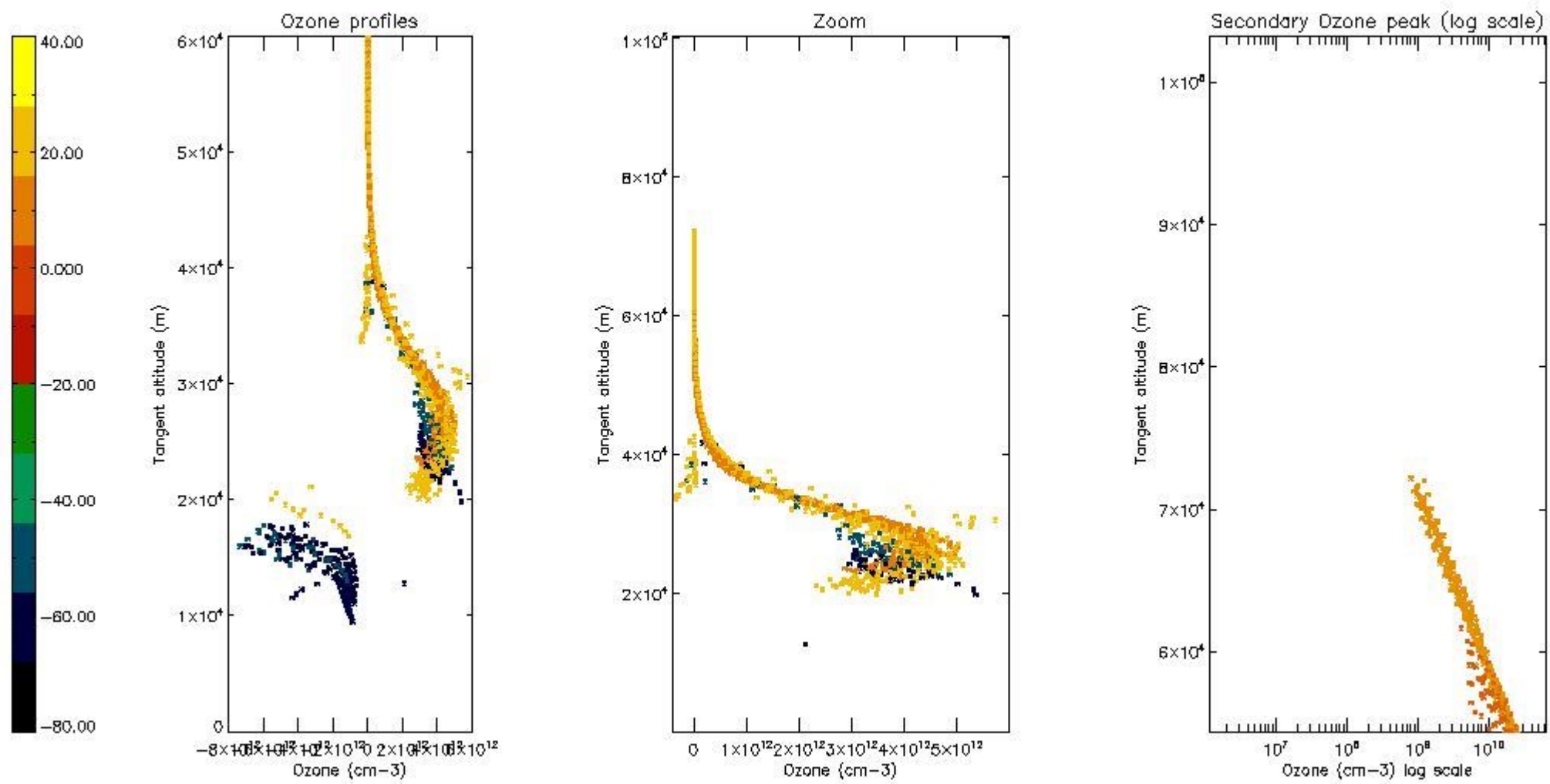
5.3 Plot ozone profiles where STD < 20% (dark without errors)

The colorbar represents the latitude.



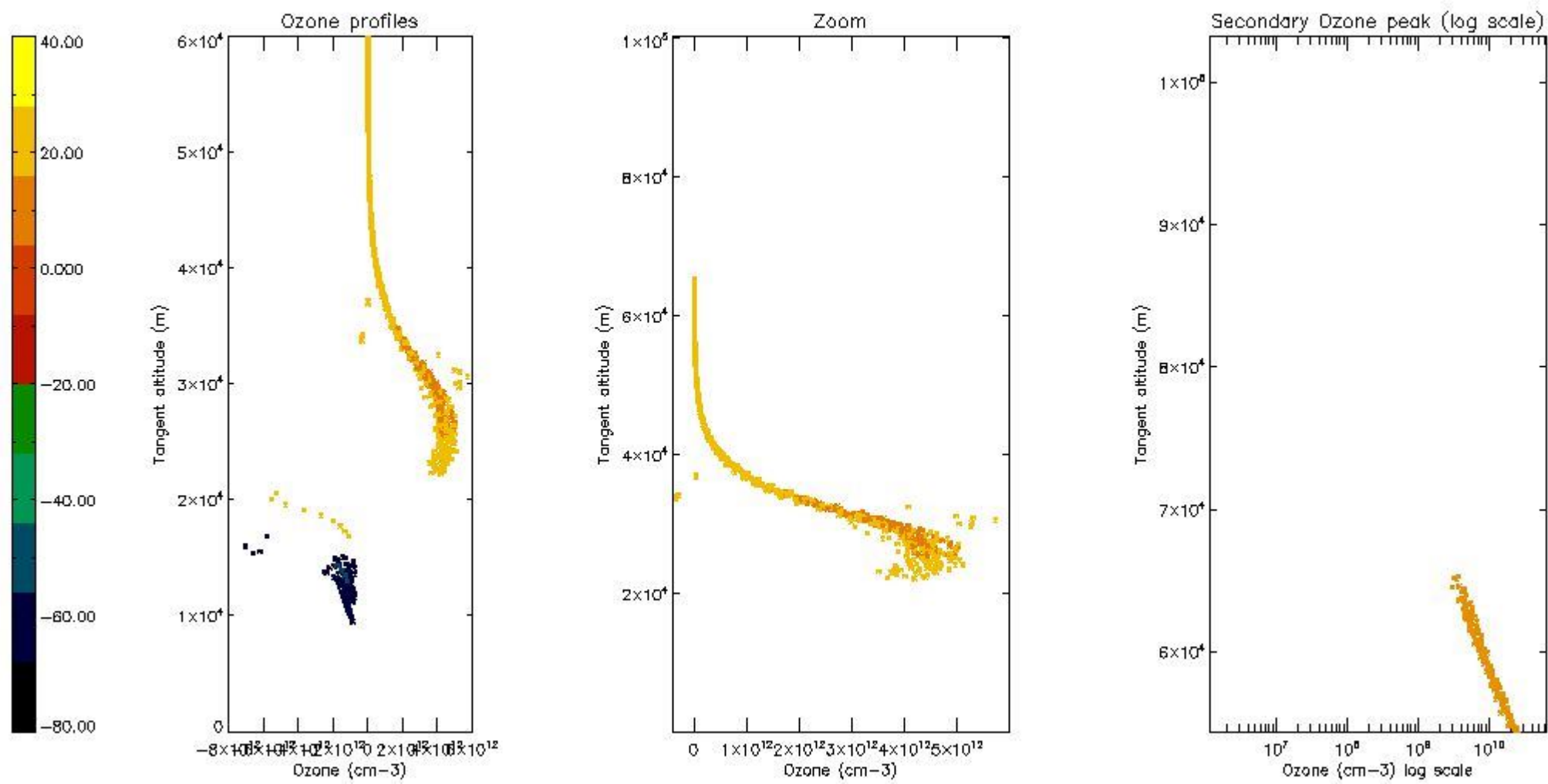
5.4 Plot ozone profiles where $STD < 10\%$ (dark without errors)

The colorbar represents the latitude.



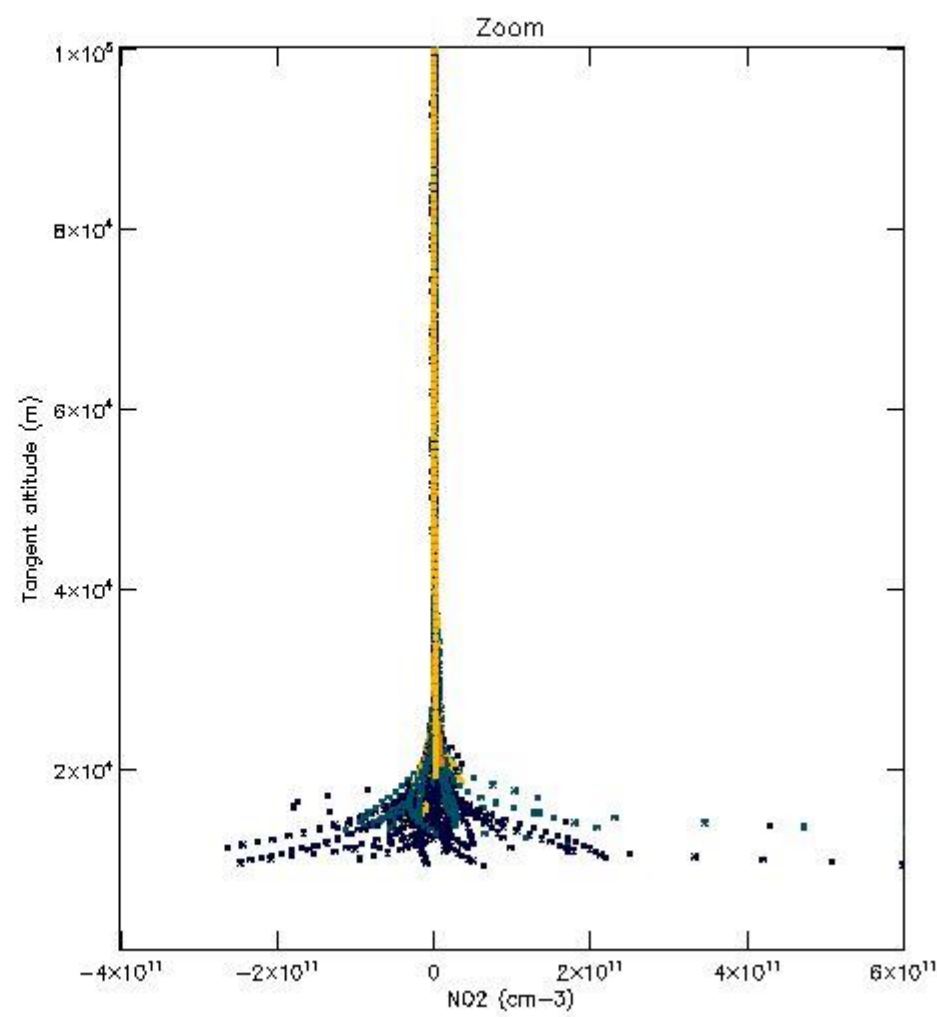
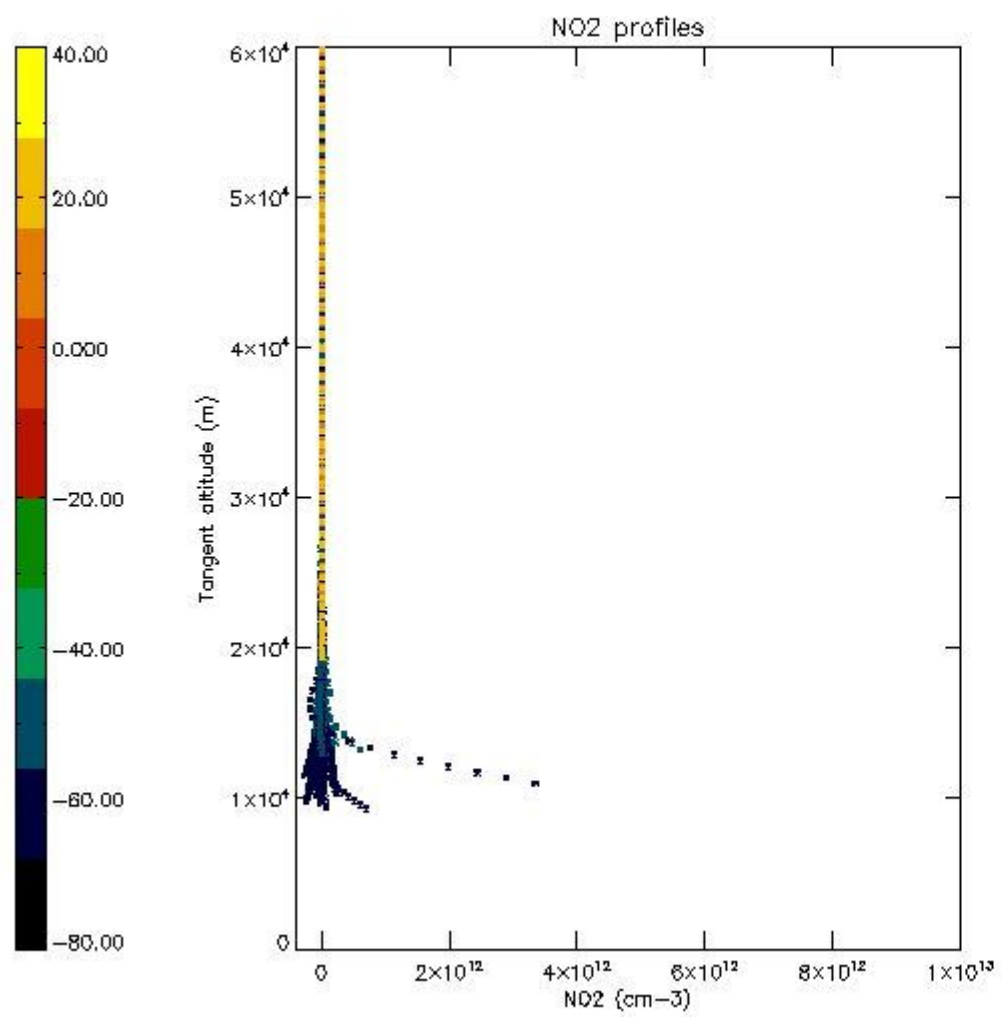
5.5 Plot ozone profiles where $STD < 5\%$ (dark without errors)

The colorbar represents the latitude.



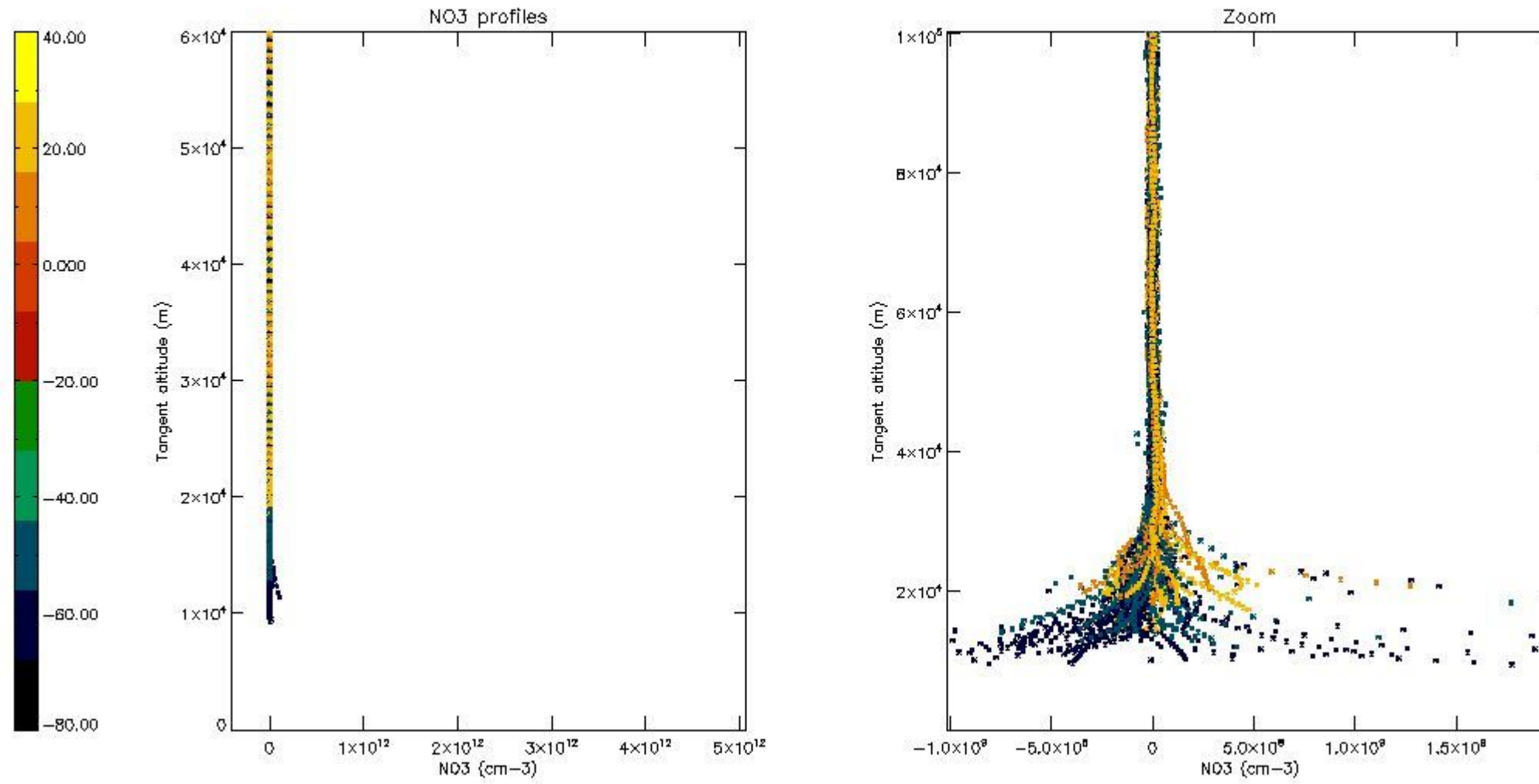
5.6 Plot NO₂ profiles for all STD (dark without errors)

The colorbar represents the latitude.



5.7 Plot NO3 profiles for all STD (dark without errors)

The colorbar represents the latitude.



6. Auxiliary Data Files used for the production reported in section 2

The number reported in the third column indicates since which file (see list in section 2) the corresponding auxiliary file has been used. The fourth column is the date of those product files.

Type	Auxiliary Filename	Used since product	Used since product date
INST_PHYS_CHARACTERISTICS	GOM_INS_AXVIEC20091111_143220_20030716_120000_20500101_000000	1	20-APR-2011 00:06:11
LEVEL-2_PROC_CONFIG	GOM_PR2_AXVIEC20091111_152718_20020301_000000_20500101_000000	1	20-APR-2011 00:06:11
CROSS_SECTIONS_FILE	GOM_CRS_AXVIEC20091111_154832_20020301_000000_20500101_000000	1	20-APR-2011 00:06:11

GOMOS Level 2 Daily Report

SUMMARY

[1. General Info](#)

[2. Summary of processed GOM_NL_2P products](#)

[3. Level 2 Quality information per product](#)

[3.1 Plot of level 2 quality information per product \(time dependant\)](#)

[3.2 Plot of level 2 quality information per product \(world map\)](#)

[4. Level 1 Quality information per product \(stored on level 2 products\)](#)

[4.1 Plot of level 1 quality information per product \(time dependant\)](#)

[4.1.1 Plot of level 1 quality information per product \(time dependant\): ASCENDING](#)

[4.1.2 Plot of level 1 quality information per product \(time dependant\): DESCENDING](#)

[4.2 Plot of level 1 quality information per product \(world map\)](#)

[4.2.1 Plot of level 1 quality information per product \(world map\): ASCENDING](#)

[4.2.2 Plot of level 1 quality information per product \(world map\): DESCENDING](#)

[5. Ozone profiles based on quality statistics and other trace gas profiles](#)

[5.1 Ozone statistics based on quality of products](#)

[5.2 Plot ozone profiles for all STD \(dark without errors\)](#)

[5.3 Plot ozone profiles where STD < 20% \(dark without errors\)](#)

[5.4. Plot ozone profiles where STD < 10% \(dark without errors\)](#)

[5.5. Plot ozone profiles where STD < 5% \(dark without errors\)](#)

[5.6 Plot NO2 profiles for all STD \(dark without errors\)](#)

[5.7 Plot NO3 profiles for all STD \(dark without errors\)](#)

[5.8 Plot H2O profiles \(only for occultations of stars 1,2,3,4,13,14,16,26,63 dark without errors\) for all STD](#)

[6. Auxiliary Data Files used for the production reported in section 2](#)

This report presents the daily analysis on parameters extracted from GOMOS level 2 data (GOM_NL__2P). It is intended to monitor some important parameters that will impact the quality of these products. A list of level 2 products (and content) that have arrived during the reporting day to the PCF is also given.

Item	Value
Time of report generation	24APR2013 12:38:44
Data source version	GOMOS/6.01
Start time of products	20-04-2011 (20APR2011 00:00:00)
Stop time of products	21-04-2011 (21APR2011 00:00:00)
Store outputs in DB	Yes
Nb of level 2 prods	284
Nb of prods with errors	0

2. Summary of processed GOM_NL__2P products.

Nr	Filename	UTC Start time	Limb	Duration	Star Id	Star Name	Star Mag	Star Temp	Nb Meas	Orbit	Prod. error
1	GOM_NL__2PRFIN20110420_000611_000000653101_00347_47775_5521.N1	20-APR-2011 00:06:11	Dark	65.000	103	38Zet Sgr	2.6000	9700.0	130	47775	No
2	GOM_NL__2PRFIN20110420_000932_000000643101_00347_47775_5522.N1	20-APR-2011 00:09:32	Dark	63.500	38	20Eps Sgr	1.8360	11000.	127	47775	No
3	GOM_NL__2PRFIN20110420_001132_000000523101_00347_47775_5523.N1	20-APR-2011 00:11:32	Dark	51.500	178	lot1Sco	3.0220	6550.0	103	47775	No
4	GOM_NL__2PRFIN20110420_001309_000000613101_00347_47775_5524.N1	20-APR-2011 00:13:09	Straylight	60.500	25	35Lam Sco	1.6200	28000.	121	47775	No
5	GOM_NL__2PRFIN20110420_001651_000000703101_00347_47775_5525.N1	20-APR-2011 00:16:51	Straylight	70.000	75	26Eps Sco	2.2910	4250.0	140	47775	No
6	GOM_NL__2PRFIN20110420_002229_000000613101_00347_47775_5526.N1	20-APR-2011 00:22:29	Tw_i_and_stray	61.000	158	6Pi Sco	2.9060	28000.	122	47775	No
7	GOM_NL__2PRFIN20110420_002751_000000593101_00347_47775_5527.N1	20-APR-2011 00:27:51	Bright	59.000	122	9Alp2Lib	2.7470	9700.0	118	47775	No
8	GOM_NL__2PRFIN20110420_003929_000000443101_00347_47775_5528.N1	20-APR-2011 00:39:29	Bright	43.500	111	8Eta Boo	2.6800	6000.0	87	47775	No
9	GOM_NL__2PRFIN20110420_004413_000000533101_00347_47775_5529.N1	20-APR-2011 00:44:13	Bright	53.000	83		2.3780	11000.	106	47775	No
10	GOM_NL__2PRFIN20110420_004657_000000483101_00347_47775_5530.N1	20-APR-2011 00:46:57	Bright	47.500	180	27Gam Boo	3.0400	8000.0	95	47775	No
11	GOM_NL__2PRFIN20110420_004934_000000393101_00347_47775_5531.N1	20-APR-2011 00:49:34	Bright	38.500	55	79Zet UMa	2.0600	10200.	77	47775	No
12	GOM_NL__2PRFIN20110420_005639_000000463101_00347_47775_5532.N1	20-APR-2011 00:56:39	Bright	45.500	119	14Eta Dra	2.7270	4700.0	91	47775	No
13	GOM_NL__2PRFIN20110420_010555_000000403101_00347_47775_5533.N1	20-APR-2011 01:05:55	Bright	39.500	89	5Alp Cep	2.4510	8000.0	79	47775	No
14	GOM_NL__2PRFIN20110420_011108_000000503101_00347_47775_5534.N1	20-APR-2011 01:11:08	Bright	50.000	19	50Alp Cyg	1.2460	10500.	100	47775	No
15	GOM_NL__2PRFIN20110420_011258_000000593101_00347_47775_5535.N1	20-APR-2011 01:12:58	Bright	59.000	66	37Gam Cyg	2.2080	5900.0	118	47775	No
16	GOM_NL__2PRFIN20110420_011545_000000643101_00347_47775_5536.N1	20-APR-2011 01:15:45	Bright	64.000	92	53Eps Cyg	2.5000	4500.0	128	47775	No
17	GOM_NL__2PRFIN20110420_012338_000000553101_00347_47775_5537.N1	20-APR-2011 01:23:38	Dark	55.000	61	8Eps Peg	2.1000	3900.0	110	47775	No
18	GOM_NL__2PRFIN20110420_012605_000000473101_00347_47775_5538.N1	20-APR-2011 01:26:05	Dark	46.500	162	34Alp Aqr	2.9440	5350.0	93	47775	No
19	GOM_NL__2PRFIN20110420_012858_000000513101_00347_47775_5539.N1	20-APR-2011 01:28:58	Dark	50.500	154	22Bet Aqr	2.8990	5700.0	101	47775	No
20	GOM_NL__2PRFIN20110420_013116_000000453101_00347_47775_5540.N1	20-APR-2011 01:31:16	Dark	44.500	142	49Del Cap	2.8500	8900.0	89	47775	No
21	GOM_NL__2PRFIN20110420_014626_000000643101_00348_47776_5530.N1	20-APR-2011 01:46:26	Dark	64.000	103	38Zet Sgr	2.6000	9700.0	128	47776	No
22	GOM_NL__2PRFIN20110420_014947_000000673101_00348_47776_5531.N1	20-APR-2011 01:49:47	Dark	66.500	38	20Eps Sgr	1.8360	11000.	133	47776	No
23	GOM_NL__2PRFIN20110420_015147_000000553101_00348_47776_5532.N1	20-APR-2011 01:51:47	Dark	54.500	178	lot1Sco	3.0220	6550.0	109	47776	No
24	GOM_NL__2PRFIN20110420_015324_000000633101_00348_47776_5533.N1	20-APR-2011 01:53:24	Straylight	63.000	25	35Lam Sco	1.6200	28000.	126	47776	No
25	GOM_NL__2PRFIN20110420_015706_000000663101_00348_47776_5534.N1	20-APR-2011 01:57:06	Straylight	65.500	75	26Eps Sco	2.2910	4250.0	131	47776	No
26	GOM_NL__2PRFIN20110420_020244_000000643101_00348_47776_5535.N1	20-APR-2011 02:02:44	Tw_i_and_stray	63.500	158	6Pi Sco	2.9060	28000.	127	47776	No
27	GOM_NL__2PRFIN20110420_020805_000000643101_00348_47776_5536.N1	20-APR-2011 02:08:05	Bright	63.500	122	9Alp2Lib	2.7470	9700.0	127	47776	No
28	GOM_NL__2PRFIN20110420_021942_000000443101_00348_47776_5537.N1	20-APR-2011 02:19:42	Bright	43.500	111	8Eta Boo	2.6800	6000.0	87	47776	No
29	GOM_NL__2PRFIN20110420_022426_000000553101_00348_47776_5538.N1	20-APR-2011 02:24:26	Bright	54.500	83		2.3780	11000.	109	47776	No
30	GOM_NL__2PRFIN20110420_022710_000000463101_00348_47776_5539.N1	20-APR-2011 02:27:10	Bright	45.500	180	27Gam Boo	3.0400	8000.0	91	47776	No
31	GOM_NL__2PRFIN20110420_022947_000000373101_00348_47776_5540.N1	20-APR-2011 02:29:47	Bright	36.500	55	79Zet UMa	2.0600	10200.	73	47776	No
32	GOM_NL__2PRFIN20110420_023652_000000463101_00348_47776_5541.N1	20-APR-2011 02:36:52	Bright	45.500	119	14Eta Dra	2.7270	4700.0	91	47776	No
33	GOM_NL__2PRFIN20110420_024608_000000393101_00348_47776_5542.N1	20-APR-2011 02:46:08	Bright	38.500	89	5Alp Cep	2.4510	8000.0	77	47776	No
34	GOM_NL__2PRFIN20110420_025122_000000503101_00348_47776_5543.N1	20-APR-2011 02:51:22	Bright	49.500	19	50Alp Cyg	1.2460	10500.	99	47776	No
35	GOM_NL__2PRFIN20110420_025311_000000633101_00348_47776_5544.N1	20-APR-2011 02:53:11	Bright	63.000	66	37Gam Cyg	2.2080	5900.0	126	47776	No
36	GOM_NL__2PRFIN20110420_025559_000000663101_00348_47776_5545.N1	20-APR-2011 02:55:59	Bright	65.500	92	53Eps Cyg	2.5000	4500.0	131	47776	No
37	GOM_NL__2PRFIN20110420_030352_000000543101_00348_47776_5546.N1	20-APR-2011 03:03:52	Dark	54.000	61	8Eps Peg	2.1000	3900.0	108	47776	No
38	GOM_NL__2PRFIN20110420_030620_000000493101_00348_47776_5547.N1	20-APR-2011 03:06:20	Dark	48.500	162	34Alp Aqr	2.9440	5350.0	97	47776	No
39	GOM_NL__2PRFIN20110420_030913_000000523101_00348_47776_5548.N1	20-APR-2011 03:09:13	Dark	52.000	154	22Bet Aqr	2.8990	5700.0	104	47776	No
40	GOM_NL__2PRFIN20110420_031131_000000463101_00348_47776_5549.N1	20-APR-2011 03:11:31	Dark	46.000	142	49Del Cap	2.8500	8900.0	92	47776	No
41	GOM_NL__2PRFIN20110420_032642_000000673101_00349_47777_5539.N1	20-APR-2011 03:26:42	Dark	67.000	103	38Zet Sgr	2.6000	9700.0	134	47777	No
42	GOM_NL__2PRFIN20110420_033003_000000723101_00349_47777_5540.N1	20-APR-2011 03:30:03	Dark	71.500	38	20Eps Sgr	1.8360	11000.	143	47777	No

43	GOM_NL__2PRFIN20110420_033202_000000553101_00349_47777_5541.N1	20-APR-2011 03:32:02	Dark	54.500	178	lot1Sco	3.0220	6550.0	109	47777	No
44	GOM_NL__2PRFIN20110420_033339_000000643101_00349_47777_5542.N1	20-APR-2011 03:33:39	Straylight	64.000	25	35Lam Sco	1.6200	28000.	128	47777	No
45	GOM_NL__2PRFIN20110420_033721_000000623101_00349_47777_5543.N1	20-APR-2011 03:37:21	Straylight	62.000	75	26Eps Sco	2.2910	4250.0	124	47777	No
46	GOM_NL__2PRFIN20110420_034258_000000613101_00349_47777_5544.N1	20-APR-2011 03:42:58	Tw_i_and_stray	60.500	158	6Pi Sco	2.9060	28000.	121	47777	No
47	GOM_NL__2PRFIN20110420_034820_000000643101_00349_47777_5545.N1	20-APR-2011 03:48:20	Bright	63.500	122	9Alp2Lib	2.7470	9700.0	127	47777	No
48	GOM_NL__2PRFIN20110420_035956_000000453101_00349_47777_5546.N1	20-APR-2011 03:59:56	Bright	45.000	111	8Eta Boo	2.6800	6000.0	90	47777	No
49	GOM_NL__2PRFIN20110420_040439_000000543101_00349_47777_5547.N1	20-APR-2011 04:04:39	Bright	53.500	83		2.3780	11000.	107	47777	No
50	GOM_NL__2PRFIN20110420_040723_000000703101_00349_47777_5548.N1	20-APR-2011 04:07:23	Bright	70.000	180	27Gam Boo	3.0400	8000.0	140	47777	No
51	GOM_NL__2PRFIN20110420_041001_000000393101_00349_47777_5549.N1	20-APR-2011 04:10:01	Bright	38.500	55	79Zet UMa	2.0600	10200.	77	47777	No
52	GOM_NL__2PRFIN20110420_041706_000000433101_00349_47777_5550.N1	20-APR-2011 04:17:06	Bright	43.000	119	14Eta Dra	2.7270	4700.0	86	47777	No
53	GOM_NL__2PRFIN20110420_042622_000000413101_00349_47777_5551.N1	20-APR-2011 04:26:22	Bright	41.000	89	5Alp Cep	2.4510	8000.0	82	47777	No
54	GOM_NL__2PRFIN20110420_043136_000000523101_00349_47777_5552.N1	20-APR-2011 04:31:36	Bright	51.500	19	50Alp Cyg	1.2460	10500.	103	47777	No
55	GOM_NL__2PRFIN20110420_043325_000000593101_00349_47777_5553.N1	20-APR-2011 04:33:25	Bright	58.500	66	37Gam Cyg	2.2080	5900.0	117	47777	No
56	GOM_NL__2PRFIN20110420_043614_000000633101_00349_47777_5554.N1	20-APR-2011 04:36:14	Bright	62.500	92	53Eps Cyg	2.5000	4500.0	125	47777	No
57	GOM_NL__2PRFIN20110420_044407_000000583101_00349_47777_5555.N1	20-APR-2011 04:44:07	Dark	57.500	61	8Eps Peg	2.1000	3900.0	115	47777	No
58	GOM_NL__2PRFIN20110420_044635_000000493101_00349_47777_5556.N1	20-APR-2011 04:46:35	Dark	49.000	162	34Alp Aqr	2.9440	5350.0	98	47777	No
59	GOM_NL__2PRFIN20110420_044928_000000523101_00349_47777_5557.N1	20-APR-2011 04:49:28	Dark	51.500	154	22Bet Aqr	2.8990	5700.0	103	47777	No
60	GOM_NL__2PRFIN20110420_045145_000000473101_00349_47777_5558.N1	20-APR-2011 04:51:45	Dark	46.500	142	49Del Cap	2.8500	8900.0	93	47777	No
61	GOM_NL__2PRFIN20110420_050658_000000673101_00350_47778_5564.N1	20-APR-2011 05:06:58	Dark	66.500	103	38Zet Sgr	2.6000	9700.0	133	47778	No
62	GOM_NL__2PRFIN20110420_051018_000000643101_00350_47778_5565.N1	20-APR-2011 05:10:18	Dark	64.000	38	20Eps Sgr	1.8360	11000.	128	47778	No
63	GOM_NL__2PRFIN20110420_051217_000000553101_00350_47778_5566.N1	20-APR-2011 05:12:17	Dark	55.000	178	lot1Sco	3.0220	6550.0	110	47778	No
64	GOM_NL__2PRFIN20110420_051355_000000623101_00350_47778_5567.N1	20-APR-2011 05:13:55	Straylight	62.000	25	35Lam Sco	1.6200	28000.	124	47778	No
65	GOM_NL__2PRFIN20110420_051736_000000653101_00350_47778_5568.N1	20-APR-2011 05:17:36	Straylight	65.000	75	26Eps Sco	2.2910	4250.0	130	47778	No
66	GOM_NL__2PRFIN20110420_052313_000000633101_00350_47778_5569.N1	20-APR-2011 05:23:13	Tw_i_and_stray	62.500	158	6Pi Sco	2.9060	28000.	125	47778	No
67	GOM_NL__2PRFIN20110420_052834_000000593101_00350_47778_5570.N1	20-APR-2011 05:28:34	Bright	58.500	122	9Alp2Lib	2.7470	9700.0	117	47778	No
68	GOM_NL__2PRFIN20110420_054010_000000443101_00350_47778_5571.N1	20-APR-2011 05:40:10	Bright	44.000	111	8Eta Boo	2.6800	6000.0	88	47778	No
69	GOM_NL__2PRFIN20110420_054452_000000513101_00350_47778_5572.N1	20-APR-2011 05:44:52	Bright	51.000	83		2.3780	11000.	102	47778	No
70	GOM_NL__2PRFIN20110420_054737_000000703101_00350_47778_5573.N1	20-APR-2011 05:47:37	Bright	70.000	180	27Gam Boo	3.0400	8000.0	140	47778	No
71	GOM_NL__2PRFIN20110420_054911_000000403101_00350_47778_5574.N1	20-APR-2011 05:49:11	Bright	40.000	39	85Eta UMa	1.8540	24000.	80	47778	No
72	GOM_NL__2PRFIN20110420_055719_000000463101_00350_47778_5575.N1	20-APR-2011 05:57:19	Bright	46.000	119	14Eta Dra	2.7270	4700.0	92	47778	No
73	GOM_NL__2PRFIN20110420_060636_000000413101_00350_47778_5576.N1	20-APR-2011 06:06:36	Bright	40.500	89	5Alp Cep	2.4510	8000.0	81	47778	No
74	GOM_NL__2PRFIN20110420_061150_000000513101_00350_47778_5577.N1	20-APR-2011 06:11:50	Bright	51.000	19	50Alp Cyg	1.2460	10500.	102	47778	No
75	GOM_NL__2PRFIN20110420_061339_000000633101_00350_47778_5578.N1	20-APR-2011 06:13:39	Bright	62.500	66	37Gam Cyg	2.2080	5900.0	125	47778	No
76	GOM_NL__2PRFIN20110420_061628_000000623101_00350_47778_5579.N1	20-APR-2011 06:16:28	Bright	61.500	92	53Eps Cyg	2.5000	4500.0	123	47778	No
77	GOM_NL__2PRFIN20110420_062421_000000573101_00350_47778_5580.N1	20-APR-2011 06:24:21	Dark	57.000	61	8Eps Peg	2.1000	3900.0	114	47778	No
78	GOM_NL__2PRFIN20110420_062649_000000483101_00350_47778_5581.N1	20-APR-2011 06:26:49	Dark	47.500	162	34Alp Aqr	2.9440	5350.0	95	47778	No
79	GOM_NL__2PRFIN20110420_062942_000000523101_00350_47778_5582.N1	20-APR-2011 06:29:42	Dark	52.000	154	22Bet Aqr	2.8990	5700.0	104	47778	No
80	GOM_NL__2PRFIN20110420_063200_000000493101_00350_47778_5583.N1	20-APR-2011 06:32:00	Dark	49.000	142	49Del Cap	2.8500	8900.0	98	47778	No
81	GOM_NL__2PRFIN20110420_064714_000000693101_00351_47779_5581.N1	20-APR-2011 06:47:14	Dark	69.000	103	38Zet Sgr	2.6000	9700.0	138	47779	No
82	GOM_NL__2PRFIN20110420_065034_000000713101_00351_47779_5582.N1	20-APR-2011 06:50:34	Dark	70.500	38	20Eps Sgr	1.8360	11000.	141	47779	No
83	GOM_NL__2PRFIN20110420_065233_000000553101_00351_47779_5583.N1	20-APR-2011 06:52:33	Dark	54.500	178	lot1Sco	3.0220	6550.0	109	47779	No
84	GOM_NL__2PRFIN20110420_065410_000000673101_00351_47779_5584.N1	20-APR-2011 06:54:10	Straylight	67.000	25	35Lam Sco	1.6200	28000.	134	47779	No
85	GOM_NL__2PRFIN20110420_065751_000000703101_00351_47779_5585.N1	20-APR-2011 06:57:51	Straylight	70.000	75	26Eps Sco	2.2910	4250.0	140	47779	No
86	GOM_NL__2PRFIN20110420_070328_000000633101_00351_47779_5586.N1	20-APR-2011 07:03:28	Tw_i_and_stray	63.000	158	6Pi Sco	2.9060	28000.	126	47779	No
87	GOM_NL__2PRFIN20110420_070848_000000613101_00351_47779_5587.N1	20-APR-2011 07:08:48	Bright	60.500	122	9Alp2Lib	2.7470	9700.0	121	47779	No
88	GOM_NL__2PRFIN20110420_072023_000000433101_00351_47779_5588.N1	20-APR-2011 07:20:23	Bright	42.500	111	8Eta Boo	2.6800	6000.0	85	47779	No
89	GOM_NL__2PRFIN20110420_072505_000000563101_00351_47779_5589.N1	20-APR-2011 07:25:05	Bright	56.000	83		2.3780	11000.	112	47779	No
90	GOM_NL__2PRFIN20110420_072750_000000463101_00351_47779_5590.N1	20-APR-2011 07:27:50	Bright	46.000	180	27Gam Boo	3.0400	8000.0	92	47779	No
91	GOM_NL__2PRFIN20110420_072925_000000403101_00351_47779_5591.N1	20-APR-2011 07:29:25	Bright	40.000	39	85Eta UMa	1.8540	24000.	80	47779	No
92	GOM_NL__2PRFIN20110420_073733_000000423101_00351_47779_5592.N1	20-APR-2011 07:37:33	Bright	42.000	119	14Eta Dra	2.7270	4700.0	84	47779	No
93	GOM_NL__2PRFIN20110420_074650_000000403101_00351_47779_5593.N1	20-APR-2011 07:46:50	Bright	40.000	89	5Alp Cep	2.4510	8000.0	80	47779	No
94	GOM_NL__2PRFIN20110420_075204_000000523101_00351_47779_5594.N1	20-APR-2011 07:52:04	Bright	52.000	19	50Alp Cyg	1.2460	10500.	104	47779	No
95	GOM_NL__2PRFIN20110420_075353_000000593101_00351_47779_5595.N1	20-APR-2011 07:53:53	Bright	58.500	66	37Gam Cyg	2.2080	5900.0	117	47779	No
96	GOM_NL__2PRFIN20110420_075642_000000643101_00351_47779_5596.N1	20-APR-2011 07:56:42	Bright	63.500	92	53Eps Cyg	2.5000	4500.0	127	47779	No
97	GOM_NL__2PRFIN20110420_080436_000000563101_00351_47779_5597.N1	20-APR-2011 08:04:36	Dark	56.000	61	8Eps Peg	2.1000	3900.0	112	47779	No
98	GOM_NL__2PRFIN20110420_080704_000000503101_00351_47779_5598.N1	20-APR-2011 08:07:04	Dark	49.500	162	34Alp Aqr	2.9440	5350.0	99	47779	No
99	GOM_NL__2PRFIN20110420_080957_000000533101_00351_47779_5599.N1	20-APR-2011 08:09:57	Dark	52.500	154	22Bet Aqr	2.8990	5700.0	105	47779	No
100	GOM_NL__2PRFIN20110420_081215_000000463101_00351_47779_5600.N1	20-APR-2011 08:12:15	Dark	46.000	142	49Del Cap	2.8500	8900.0	92	47779	No
101	GOM_NL__2PRFIN20110420_082729_000000663101_00352_47780_5664.N1	20-APR-2011 08:27:29	Dark	66.000	103	38Zet Sgr	2.6000	9700.0	132	47780	No

102	GOM_NL__2PRFIN20110420_083050_00000703101_00352_47780_5665.N1	20-APR-2011 08:30:50	Dark	70.000	38	20Eps Sgr	1.8360	11000.	140	47780	No
103	GOM_NL__2PRFIN20110420_083248_00000583101_00352_47780_5666.N1	20-APR-2011 08:32:48	Dark	57.500	178	lot1Sco	3.0220	6550.0	115	47780	No
104	GOM_NL__2PRFIN20110420_083425_00000623101_00352_47780_5667.N1	20-APR-2011 08:34:25	Straylight	61.500	25	35Lam Sco	1.6200	28000.	123	47780	No
105	GOM_NL__2PRFIN20110420_083806_00000673101_00352_47780_5668.N1	20-APR-2011 08:38:06	Straylight	67.000	75	26Eps Sco	2.2910	4250.0	134	47780	No
106	GOM_NL__2PRFIN20110420_084115_00000263101_00352_47780_5669.N1	20-APR-2011 08:41:15	Straylight	26.000	136	23Tau Sco	2.8220	30000.	52	47780	No
107	GOM_NL__2PRFIN20110420_084342_00000613101_00352_47780_5670.N1	20-APR-2011 08:43:42	Twi_and_stray	61.000	158	6Pi Sco	2.9060	28000.	122	47780	No
108	GOM_NL__2PRFIN20110420_084902_00000553101_00352_47780_5671.N1	20-APR-2011 08:49:02	Bright	55.000	122	9Alp2Lib	2.7470	9700.0	110	47780	No
109	GOM_NL__2PRFIN20110420_090037_00000643101_00352_47780_5672.N1	20-APR-2011 09:00:37	Bright	64.000	111	8Eta Boo	2.6800	6000.0	128	47780	No
110	GOM_NL__2PRFIN20110420_090518_00000533101_00352_47780_5673.N1	20-APR-2011 09:05:18	Bright	53.000	83		2.3780	11000.	106	47780	No
111	GOM_NL__2PRFIN20110420_090803_00000483101_00352_47780_5674.N1	20-APR-2011 09:08:03	Bright	47.500	180	27Gam Boo	3.0400	8000.0	95	47780	No
112	GOM_NL__2PRFIN20110420_090938_00000413101_00352_47780_5675.N1	20-APR-2011 09:09:38	Bright	40.500	39	85Eta UMa	1.8540	24000.	81	47780	No
113	GOM_NL__2PRFIN20110420_091746_00000463101_00352_47780_5676.N1	20-APR-2011 09:17:46	Bright	46.000	119	14Eta Dra	2.7270	4700.0	92	47780	No
114	GOM_NL__2PRFIN20110420_092704_00000593101_00352_47780_5677.N1	20-APR-2011 09:27:04	Bright	59.000	89	5Alp Cep	2.4510	8000.0	118	47780	No
115	GOM_NL__2PRFIN20110420_093218_00000523101_00352_47780_5678.N1	20-APR-2011 09:32:18	Bright	51.500	19	50Alp Cyg	1.2460	10500.	103	47780	No
116	GOM_NL__2PRFIN20110420_093407_00000563101_00352_47780_5679.N1	20-APR-2011 09:34:07	Bright	55.500	66	37Gam Cyg	2.2080	5900.0	111	47780	No
117	GOM_NL__2PRFIN20110420_093656_00000683101_00352_47780_5680.N1	20-APR-2011 09:36:56	Bright	68.000	92	53Eps Cyg	2.5000	4500.0	136	47780	No
118	GOM_NL__2PRFIN20110420_094450_00000553101_00352_47780_5681.N1	20-APR-2011 09:44:50	Dark	54.500	61	8Eps Peg	2.1000	3900.0	109	47780	No
119	GOM_NL__2PRFIN20110420_094718_00000483101_00352_47780_5682.N1	20-APR-2011 09:47:18	Dark	48.000	162	34Alp Aqr	2.9440	5350.0	96	47780	No
120	GOM_NL__2PRFIN20110420_095012_00000513101_00352_47780_5683.N1	20-APR-2011 09:50:12	Dark	50.500	154	22Bet Aqr	2.8990	5700.0	101	47780	No
121	GOM_NL__2PRFIN20110420_095229_00000463101_00352_47780_5684.N1	20-APR-2011 09:52:29	Dark	45.500	142	49Del Cap	2.8500	8900.0	91	47780	No
122	GOM_NL__2PRFIN20110420_100745_00000663101_00353_47781_5698.N1	20-APR-2011 10:07:45	Dark	66.000	103	38Zet Sgr	2.6000	9700.0	132	47781	No
123	GOM_NL__2PRFIN20110420_101105_00000653101_00353_47781_5699.N1	20-APR-2011 10:11:05	Dark	65.000	38	20Eps Sgr	1.8360	11000.	130	47781	No
124	GOM_NL__2PRFIN20110420_101303_00000563101_00353_47781_5700.N1	20-APR-2011 10:13:03	Dark	56.000	178	lot1Sco	3.0220	6550.0	112	47781	No
125	GOM_NL__2PRFIN20110420_101440_00000603101_00353_47781_5701.N1	20-APR-2011 10:14:40	Straylight	60.000	25	35Lam Sco	1.6200	28000.	120	47781	No
126	GOM_NL__2PRFIN20110420_101821_00000693101_00353_47781_5702.N1	20-APR-2011 10:18:21	Straylight	68.500	75	26Eps Sco	2.2910	4250.0	137	47781	No
127	GOM_NL__2PRFIN20110420_102129_00000263101_00353_47781_5703.N1	20-APR-2011 10:21:29	Straylight	26.000	136	23Tau Sco	2.8220	30000.	52	47781	No
128	GOM_NL__2PRFIN20110420_102357_00000623101_00353_47781_5704.N1	20-APR-2011 10:23:57	Twi_and_stray	62.000	158	6Pi Sco	2.9060	28000.	124	47781	No
129	GOM_NL__2PRFIN20110420_102916_00000563101_00353_47781_5705.N1	20-APR-2011 10:29:16	Bright	55.500	122	9Alp2Lib	2.7470	9700.0	111	47781	No
130	GOM_NL__2PRFIN20110420_104050_00000643101_00353_47781_5706.N1	20-APR-2011 10:40:50	Bright	64.000	111	8Eta Boo	2.6800	6000.0	128	47781	No
131	GOM_NL__2PRFIN20110420_104531_00000543101_00353_47781_5707.N1	20-APR-2011 10:45:31	Bright	54.000	83		2.3780	11000.	108	47781	No
132	GOM_NL__2PRFIN20110420_104817_00000463101_00353_47781_5708.N1	20-APR-2011 10:48:17	Bright	45.500	180	27Gam Boo	3.0400	8000.0	91	47781	No
133	GOM_NL__2PRFIN20110420_104952_00000593101_00353_47781_5709.N1	20-APR-2011 10:49:52	Bright	59.000	39	85Eta UMa	1.8540	24000.	118	47781	No
134	GOM_NL__2PRFIN20110420_105759_00000473101_00353_47781_5710.N1	20-APR-2011 10:57:59	Bright	46.500	119	14Eta Dra	2.7270	4700.0	93	47781	No
135	GOM_NL__2PRFIN20110420_110717_00000423101_00353_47781_5711.N1	20-APR-2011 11:07:17	Bright	41.500	89	5Alp Cep	2.4510	8000.0	83	47781	No
136	GOM_NL__2PRFIN20110420_111231_00000523101_00353_47781_5712.N1	20-APR-2011 11:12:31	Bright	52.000	19	50Alp Cyg	1.2460	10500.	104	47781	No
137	GOM_NL__2PRFIN20110420_111420_00000613101_00353_47781_5713.N1	20-APR-2011 11:14:20	Bright	61.000	66	37Gam Cyg	2.2080	5900.0	122	47781	No
138	GOM_NL__2PRFIN20110420_111710_00000653101_00353_47781_5714.N1	20-APR-2011 11:17:10	Bright	65.000	92	53Eps Cyg	2.5000	4500.0	130	47781	No
139	GOM_NL__2PRFIN20110420_112505_00000563101_00353_47781_5715.N1	20-APR-2011 11:25:05	Dark	56.000	61	8Eps Peg	2.1000	3900.0	112	47781	No
140	GOM_NL__2PRFIN20110420_112733_00000473101_00353_47781_5716.N1	20-APR-2011 11:27:33	Dark	46.500	162	34Alp Aqr	2.9440	5350.0	93	47781	No
141	GOM_NL__2PRFIN20110420_113027_00000523101_00353_47781_5717.N1	20-APR-2011 11:30:27	Dark	52.000	154	22Bet Aqr	2.8990	5700.0	104	47781	No
142	GOM_NL__2PRFIN20110420_113244_00000453101_00353_47781_5718.N1	20-APR-2011 11:32:44	Dark	45.000	142	49Del Cap	2.8500	8900.0	90	47781	No
143	GOM_NL__2PRFIN20110420_114801_00000673101_00354_47782_5723.N1	20-APR-2011 11:48:01	Dark	66.500	103	38Zet Sgr	2.6000	9700.0	133	47782	No
144	GOM_NL__2PRFIN20110420_115120_00000703101_00354_47782_5724.N1	20-APR-2011 11:51:20	Dark	70.000	38	20Eps Sgr	1.8360	11000.	140	47782	No
145	GOM_NL__2PRFIN20110420_115318_00000593101_00354_47782_5725.N1	20-APR-2011 11:53:18	Dark	58.500	178	lot1Sco	3.0220	6550.0	117	47782	No
146	GOM_NL__2PRFIN20110420_115455_00000713101_00354_47782_5726.N1	20-APR-2011 11:54:55	Straylight	70.500	25	35Lam Sco	1.6200	28000.	141	47782	No
147	GOM_NL__2PRFIN20110420_115836_00000703101_00354_47782_5727.N1	20-APR-2011 11:58:36	Straylight	70.000	75	26Eps Sco	2.2910	4250.0	140	47782	No
148	GOM_NL__2PRFIN20110420_120144_00000293101_00354_47782_5728.N1	20-APR-2011 12:01:44	Straylight	29.000	136	23Tau Sco	2.8220	30000.	58	47782	No
149	GOM_NL__2PRFIN20110420_120411_00000623101_00354_47782_5729.N1	20-APR-2011 12:04:11	Twi_and_stray	61.500	158	6Pi Sco	2.9060	28000.	123	47782	No
150	GOM_NL__2PRFIN20110420_120930_00000573101_00354_47782_5730.N1	20-APR-2011 12:09:30	Bright	56.500	122	9Alp2Lib	2.7470	9700.0	113	47782	No
151	GOM_NL__2PRFIN20110420_121218_00000263101_00354_47782_5731.N1	20-APR-2011 12:12:18	Twi_and_stray	26.000	104	27Bet Lib	2.6140	13100.	52	47782	No
152	GOM_NL__2PRFIN20110420_122104_00000453101_00354_47782_5732.N1	20-APR-2011 12:21:04	Bright	44.500	111	8Eta Boo	2.6800	6000.0	89	47782	No
153	GOM_NL__2PRFIN20110420_122545_00000513101_00354_47782_5733.N1	20-APR-2011 12:25:45	Bright	50.500	83		2.3780	11000.	101	47782	No
154	GOM_NL__2PRFIN20110420_122830_00000463101_00354_47782_5734.N1	20-APR-2011 12:28:30	Bright	46.000	180	27Gam Boo	3.0400	8000.0	92	47782	No
155	GOM_NL__2PRFIN20110420_123005_00000593101_00354_47782_5735.N1	20-APR-2011 12:30:05	Bright	59.000	39	85Eta UMa	1.8540	24000.	118	47782	No
156	GOM_NL__2PRFIN20110420_123812_00000463101_00354_47782_5736.N1	20-APR-2011 12:38:12	Bright	46.000	119	14Eta Dra	2.7270	4700.0	92	47782	No
157	GOM_NL__2PRFIN20110420_124731_00000423101_00354_47782_5737.N1	20-APR-2011 12:47:31	Bright	41.500	89	5Alp Cep	2.4510	8000.0	83	47782	No
158	GOM_NL__2PRFIN20110420_125245_00000523101_00354_47782_5738.N1	20-APR-2011 12:52:45	Bright	52.000	19	50Alp Cyg	1.2460	10500.	104	47782	No
159	GOM_NL__2PRFIN20110420_125434_00000603101_00354_47782_5739.N1	20-APR-2011 12:54:34	Bright	60.000	66	37Gam Cyg	2.2080	5900.0	120	47782	No
160	GOM_NL__2PRFIN20110420_125724_00000613101_00354_47782_5740.N1	20-APR-2011 12:57:24	Bright	61.000	92	53Eps Cyg	2.5000	4500.0	122	47782	No

161	GOM_NL__2PRFIN20110420_130519_000000513101_00354_47782_5741.N1	20-APR-2011 13:05:19	Dark	51.000	61	8Eps Peg	2.1000	3900.0	102	47782	No
162	GOM_NL__2PRFIN20110420_130747_000000473101_00354_47782_5742.N1	20-APR-2011 13:07:47	Dark	46.500	162	34Alp Aqr	2.9440	5350.0	93	47782	No
163	GOM_NL__2PRFIN20110420_131041_000000523101_00354_47782_5743.N1	20-APR-2011 13:10:41	Dark	52.000	154	22Bet Aqr	2.8990	5700.0	104	47782	No
164	GOM_NL__2PRFIN20110420_131259_000000433101_00354_47782_5744.N1	20-APR-2011 13:12:59	Dark	42.500	142	49Del Cap	2.8500	8900.0	85	47782	No
165	GOM_NL__2PRFIN20110420_132816_000000663101_00355_47783_5743.N1	20-APR-2011 13:28:16	Dark	65.500	103	38Zet Sgr	2.6000	9700.0	131	47783	No
166	GOM_NL__2PRFIN20110420_133136_000000653101_00355_47783_5744.N1	20-APR-2011 13:31:36	Dark	64.500	38	20Eps Sgr	1.8360	11000.	129	47783	No
167	GOM_NL__2PRFIN20110420_133333_000000543101_00355_47783_5745.N1	20-APR-2011 13:33:33	Dark	53.500	178	lot1Sco	3.0220	6550.0	107	47783	No
168	GOM_NL__2PRFIN20110420_133510_000000623101_00355_47783_5746.N1	20-APR-2011 13:35:10	Straylight	61.500	25	35Lam Sco	1.6200	28000.	123	47783	No
169	GOM_NL__2PRFIN20110420_133851_000000693101_00355_47783_5747.N1	20-APR-2011 13:38:51	Straylight	68.500	75	26Eps Sco	2.2910	4250.0	137	47783	No
170	GOM_NL__2PRFIN20110420_134159_000000293101_00355_47783_5748.N1	20-APR-2011 13:41:59	Straylight	29.000	136	23Tau Sco	2.8220	30000.	58	47783	No
171	GOM_NL__2PRFIN20110420_134426_000000613101_00355_47783_5749.N1	20-APR-2011 13:44:26	Tw_i_and_stray	61.000	158	6Pi Sco	2.9060	28000.	122	47783	No
172	GOM_NL__2PRFIN20110420_134944_000000563101_00355_47783_5750.N1	20-APR-2011 13:49:44	Bright	55.500	122	9Alp2Lib	2.7470	9700.0	111	47783	No
173	GOM_NL__2PRFIN20110420_135232_000000263101_00355_47783_5751.N1	20-APR-2011 13:52:32	Tw_i_and_stray	26.000	104	27Bet Lib	2.6140	13100.	52	47783	No
174	GOM_NL__2PRFIN20110420_140118_000000643101_00355_47783_5752.N1	20-APR-2011 14:01:18	Bright	64.000	111	8Eta Boo	2.6800	6000.0	128	47783	No
175	GOM_NL__2PRFIN20110420_140557_000000503101_00355_47783_5753.N1	20-APR-2011 14:05:57	Bright	50.000	83		2.3780	11000.	100	47783	No
176	GOM_NL__2PRFIN20110420_140843_000000483101_00355_47783_5754.N1	20-APR-2011 14:08:43	Bright	48.000	180	27Gam Boo	3.0400	8000.0	96	47783	No
177	GOM_NL__2PRFIN20110420_141019_000000423101_00355_47783_5755.N1	20-APR-2011 14:10:19	Bright	42.000	39	85Eta UMa	1.8540	24000.	84	47783	No
178	GOM_NL__2PRFIN20110420_141826_000000443101_00355_47783_5756.N1	20-APR-2011 14:18:26	Bright	44.000	119	14Eta Dra	2.7270	4700.0	88	47783	No
179	GOM_NL__2PRFIN20110420_142745_000000413101_00355_47783_5757.N1	20-APR-2011 14:27:45	Bright	40.500	89	5Alp Cep	2.4510	8000.0	81	47783	No
180	GOM_NL__2PRFIN20110420_143259_000000533101_00355_47783_5758.N1	20-APR-2011 14:32:59	Bright	53.000	19	50Alp Cyg	1.2460	10500.	106	47783	No
181	GOM_NL__2PRFIN20110420_143448_000000603101_00355_47783_5759.N1	20-APR-2011 14:34:48	Bright	60.000	66	37Gam Cyg	2.2080	5900.0	120	47783	No
182	GOM_NL__2PRFIN20110420_143738_000000633101_00355_47783_5760.N1	20-APR-2011 14:37:38	Bright	63.000	92	53Eps Cyg	2.5000	4500.0	126	47783	No
183	GOM_NL__2PRFIN20110420_144534_000000553101_00355_47783_5761.N1	20-APR-2011 14:45:34	Dark	54.500	61	8Eps Peg	2.1000	3900.0	109	47783	No
184	GOM_NL__2PRFIN20110420_144802_000000473101_00355_47783_5762.N1	20-APR-2011 14:48:02	Dark	47.000	162	34Alp Aqr	2.9440	5350.0	94	47783	No
185	GOM_NL__2PRFIN20110420_145056_000000523101_00355_47783_5763.N1	20-APR-2011 14:50:56	Dark	51.500	154	22Bet Aqr	2.8990	5700.0	103	47783	No
186	GOM_NL__2PRFIN20110420_145314_000000483101_00355_47783_5764.N1	20-APR-2011 14:53:14	Dark	47.500	142	49Del Cap	2.8500	8900.0	95	47783	No
187	GOM_NL__2PRFIN20110420_150832_000000683101_00356_47784_5772.N1	20-APR-2011 15:08:32	Dark	67.500	103	38Zet Sgr	2.6000	9700.0	135	47784	No
188	GOM_NL__2PRFIN20110420_151151_000000643101_00356_47784_5773.N1	20-APR-2011 15:11:51	Dark	64.000	38	20Eps Sgr	1.8360	11000.	128	47784	No
189	GOM_NL__2PRFIN20110420_151348_000000563101_00356_47784_5774.N1	20-APR-2011 15:13:48	Dark	55.500	178	lot1Sco	3.0220	6550.0	111	47784	No
190	GOM_NL__2PRFIN20110420_151525_000000663101_00356_47784_5775.N1	20-APR-2011 15:15:25	Straylight	66.000	25	35Lam Sco	1.6200	28000.	132	47784	No
191	GOM_NL__2PRFIN20110420_151906_000000663101_00356_47784_5776.N1	20-APR-2011 15:19:06	Straylight	66.000	75	26Eps Sco	2.2910	4250.0	132	47784	No
192	GOM_NL__2PRFIN20110420_152214_000000323101_00356_47784_5777.N1	20-APR-2011 15:22:14	Straylight	32.000	136	23Tau Sco	2.8220	30000.	64	47784	No
193	GOM_NL__2PRFIN20110420_152611_000000253101_00356_47784_5778.N1	20-APR-2011 15:26:11	Tw_i_and_stray	24.500	80	7Del Sco	2.3160	30000.	49	47784	No
194	GOM_NL__2PRFIN20110420_170625_000000253101_00357_47785_5851.N1	20-APR-2011 17:06:25	Tw_i_and_stray	25.000	80	7Del Sco	2.3160	30000.	50	47785	No
195	GOM_NL__2PRFIN20110420_171013_000000573101_00357_47785_5852.N1	20-APR-2011 17:10:13	Bright	57.000	122	9Alp2Lib	2.7470	9700.0	114	47785	No
196	GOM_NL__2PRFIN20110420_171300_000000323101_00357_47785_5853.N1	20-APR-2011 17:13:00	Tw_i_and_stray	32.000	104	27Bet Lib	2.6140	13100.	64	47785	No
197	GOM_NL__2PRFIN20110420_172145_000000443101_00357_47785_5854.N1	20-APR-2011 17:21:45	Bright	44.000	111	8Eta Boo	2.6800	6000.0	88	47785	No
198	GOM_NL__2PRFIN20110420_172624_000000543101_00357_47785_5855.N1	20-APR-2011 17:26:24	Bright	54.000	83		2.3780	11000.	108	47785	No
199	GOM_NL__2PRFIN20110420_172910_000000463101_00357_47785_5856.N1	20-APR-2011 17:29:10	Bright	46.000	180	27Gam Boo	3.0400	8000.0	92	47785	No
200	GOM_NL__2PRFIN20110420_173046_000000423101_00357_47785_5857.N1	20-APR-2011 17:30:46	Bright	42.000	39	85Eta UMa	1.8540	24000.	84	47785	No
201	GOM_NL__2PRFIN20110420_173852_000000473101_00357_47785_5858.N1	20-APR-2011 17:38:52	Bright	47.000	119	14Eta Dra	2.7270	4700.0	94	47785	No
202	GOM_NL__2PRFIN20110420_174813_000000413101_00357_47785_5859.N1	20-APR-2011 17:48:13	Bright	41.000	89	5Alp Cep	2.4510	8000.0	82	47785	No
203	GOM_NL__2PRFIN20110420_175326_000000543101_00357_47785_5860.N1	20-APR-2011 17:53:26	Bright	53.500	19	50Alp Cyg	1.2460	10500.	107	47785	No
204	GOM_NL__2PRFIN20110420_175516_000000623101_00357_47785_5861.N1	20-APR-2011 17:55:16	Bright	61.500	66	37Gam Cyg	2.2080	5900.0	123	47785	No
205	GOM_NL__2PRFIN20110420_175806_000000663101_00357_47785_5862.N1	20-APR-2011 17:58:06	Bright	65.500	92	53Eps Cyg	2.5000	4500.0	131	47785	No
206	GOM_NL__2PRFIN20110420_180603_000000573101_00357_47785_5863.N1	20-APR-2011 18:06:03	Dark	57.000	61	8Eps Peg	2.1000	3900.0	114	47785	No
207	GOM_NL__2PRFIN20110420_180831_000000493101_00357_47785_5864.N1	20-APR-2011 18:08:31	Dark	49.000	162	34Alp Aqr	2.9440	5350.0	98	47785	No
208	GOM_NL__2PRFIN20110420_181126_000000523101_00357_47785_5865.N1	20-APR-2011 18:11:26	Dark	52.000	154	22Bet Aqr	2.8990	5700.0	104	47785	No
209	GOM_NL__2PRFIN20110420_181343_000000443101_00357_47785_5866.N1	20-APR-2011 18:13:43	Dark	43.500	142	49Del Cap	2.8500	8900.0	87	47785	No
210	GOM_NL__2PRFIN20110420_182904_000000683101_00358_47786_5875.N1	20-APR-2011 18:29:04	Dark	68.000	103	38Zet Sgr	2.6000	9700.0	136	47786	No
211	GOM_NL__2PRFIN20110420_183223_000000643101_00358_47786_5876.N1	20-APR-2011 18:32:23	Dark	64.000	38	20Eps Sgr	1.8360	11000.	128	47786	No
212	GOM_NL__2PRFIN20110420_183419_000000553101_00358_47786_5877.N1	20-APR-2011 18:34:19	Straylight	54.500	178	lot1Sco	3.0220	6550.0	109	47786	No
213	GOM_NL__2PRFIN20110420_183556_000000593101_00358_47786_5878.N1	20-APR-2011 18:35:56	Straylight	58.500	25	35Lam Sco	1.6200	28000.	117	47786	No
214	GOM_NL__2PRFIN20110420_183936_000000663101_00358_47786_5879.N1	20-APR-2011 18:39:36	Straylight	65.500	75	26Eps Sco	2.2910	4250.0	131	47786	No
215	GOM_NL__2PRFIN20110420_184243_000000343101_00358_47786_5880.N1	20-APR-2011 18:42:43	Straylight	34.000	136	23Tau Sco	2.8220	30000.	68	47786	No
216	GOM_NL__2PRFIN20110420_184640_000000293101_00358_47786_5881.N1	20-APR-2011 18:46:40	Tw_i_and_stray	29.000	80	7Del Sco	2.3160	30000.	58	47786	No
217	GOM_NL__2PRFIN20110420_185027_000000543101_00358_47786_5882.N1	20-APR-2011 18:50:27	Bright	53.500	122	9Alp2Lib	2.7470	9700.0	107	47786	No
218	GOM_NL__2PRFIN20110420_185314_000000373101_00358_47786_5883.N1	20-APR-2011 18:53:14	Tw_i_and_stray	37.000	104	27Bet Lib	2.6140	13100.	74	47786	No
219	GOM_NL__2PRFIN20110420_190158_000000453101_00358_47786_5884.N1	20-APR-2011 19:01:58	Bright	44.500	111	8Eta Boo	2.6800	6000.0	89	47786	No

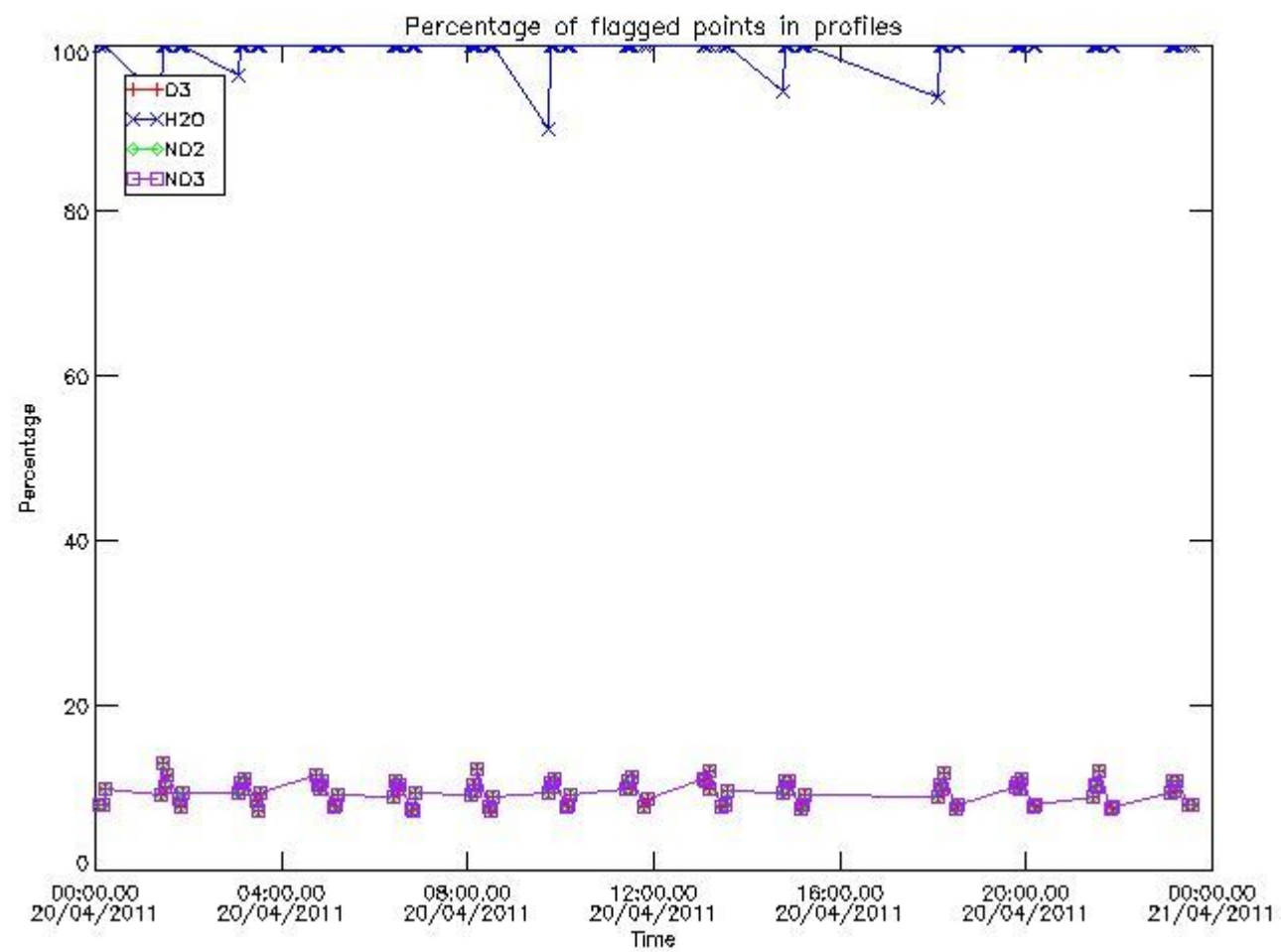
220	GOM_NL__2PRFIN20110420_190637_000000543101_00358_47786_5885.N1	20-APR-2011 19:06:37	Bright	53.500	83		2.3780	11000.	107	47786	No
221	GOM_NL__2PRFIN20110420_190923_000000523101_00358_47786_5886.N1	20-APR-2011 19:09:23	Bright	51.500	180	27Gam Boo	3.0400	8000.0	103	47786	No
222	GOM_NL__2PRFIN20110420_191100_000000433101_00358_47786_5887.N1	20-APR-2011 19:11:00	Bright	42.500	39	85Eta UMa	1.8540	24000.	85	47786	No
223	GOM_NL__2PRFIN20110420_191906_000000463101_00358_47786_5888.N1	20-APR-2011 19:19:06	Bright	45.500	119	14Eta Dra	2.7270	4700.0	91	47786	No
224	GOM_NL__2PRFIN20110420_192826_000000403101_00358_47786_5889.N1	20-APR-2011 19:28:26	Bright	40.000	89	5Alp Cep	2.4510	8000.0	80	47786	No
225	GOM_NL__2PRFIN20110420_193340_000000523101_00358_47786_5890.N1	20-APR-2011 19:33:40	Bright	52.000	19	50Alp Cyg	1.2460	10500.	104	47786	No
226	GOM_NL__2PRFIN20110420_193530_000000643101_00358_47786_5891.N1	20-APR-2011 19:35:30	Bright	63.500	66	37Gam Cyg	2.2080	5900.0	127	47786	No
227	GOM_NL__2PRFIN20110420_193821_000000663101_00358_47786_5892.N1	20-APR-2011 19:38:21	Bright	66.000	92	53Eps Cyg	2.5000	4500.0	132	47786	No
228	GOM_NL__2PRFIN20110420_194618_000000553101_00358_47786_5893.N1	20-APR-2011 19:46:18	Dark	55.000	61	8Eps Peg	2.1000	3900.0	110	47786	No
229	GOM_NL__2PRFIN20110420_194845_000000483101_00358_47786_5894.N1	20-APR-2011 19:48:45	Dark	48.000	162	34Alp Aqr	2.9440	5350.0	96	47786	No
230	GOM_NL__2PRFIN20110420_195141_000000523101_00358_47786_5895.N1	20-APR-2011 19:51:41	Dark	51.500	154	22Bet Aqr	2.8990	5700.0	103	47786	No
231	GOM_NL__2PRFIN20110420_195358_000000463101_00358_47786_5896.N1	20-APR-2011 19:53:58	Dark	45.500	142	49Del Cap	2.8500	8900.0	91	47786	No
232	GOM_NL__2PRFIN20110420_200919_000000673101_00359_47787_5896.N1	20-APR-2011 20:09:19	Dark	66.500	103	38Zet Sgr	2.6000	9700.0	133	47787	No
233	GOM_NL__2PRFIN20110420_201238_000000653101_00359_47787_5897.N1	20-APR-2011 20:12:38	Dark	64.500	38	20Eps Sgr	1.8360	11000.	129	47787	No
234	GOM_NL__2PRFIN20110420_201434_000000573101_00359_47787_5898.N1	20-APR-2011 20:14:34	Straylight	56.500	178	lot1Sco	3.0220	6550.0	113	47787	No
235	GOM_NL__2PRFIN20110420_201611_000000633101_00359_47787_5899.N1	20-APR-2011 20:16:11	Straylight	62.500	25	35Lam Sco	1.6200	28000.	125	47787	No
236	GOM_NL__2PRFIN20110420_201951_000000643101_00359_47787_5900.N1	20-APR-2011 20:19:51	Straylight	63.500	75	26Eps Sco	2.2910	4250.0	127	47787	No
237	GOM_NL__2PRFIN20110420_202258_000000343101_00359_47787_5901.N1	20-APR-2011 20:22:58	Straylight	34.000	136	23Tau Sco	2.8220	30000.	68	47787	No
238	GOM_NL__2PRFIN20110420_202654_000000293101_00359_47787_5902.N1	20-APR-2011 20:26:54	Twi_and_stray	29.000	80	7Del Sco	2.3160	30000.	58	47787	No
239	GOM_NL__2PRFIN20110420_203041_000000563101_00359_47787_5903.N1	20-APR-2011 20:30:41	Bright	55.500	122	9Alp2Lib	2.7470	9700.0	111	47787	No
240	GOM_NL__2PRFIN20110420_203328_000000373101_00359_47787_5904.N1	20-APR-2011 20:33:28	Twi_and_stray	37.000	104	27Bet Lib	2.6140	13100.	74	47787	No
241	GOM_NL__2PRFIN20110420_204212_000000443101_00359_47787_5905.N1	20-APR-2011 20:42:12	Bright	43.500	111	8Eta Boo	2.6800	6000.0	87	47787	No
242	GOM_NL__2PRFIN20110420_204650_000000553101_00359_47787_5906.N1	20-APR-2011 20:46:50	Bright	55.000	83		2.3780	11000.	110	47787	No
243	GOM_NL__2PRFIN20110420_204936_000000443101_00359_47787_5907.N1	20-APR-2011 20:49:36	Bright	44.000	180	27Gam Boo	3.0400	8000.0	88	47787	No
244	GOM_NL__2PRFIN20110420_205113_000000383101_00359_47787_5908.N1	20-APR-2011 20:51:13	Bright	37.500	39	85Eta UMa	1.8540	24000.	75	47787	No
245	GOM_NL__2PRFIN20110420_205919_000000463101_00359_47787_5909.N1	20-APR-2011 20:59:19	Bright	46.000	119	14Eta Dra	2.7270	4700.0	92	47787	No
246	GOM_NL__2PRFIN20110420_210840_000000573101_00359_47787_5910.N1	20-APR-2011 21:08:40	Bright	56.500	89	5Alp Cep	2.4510	8000.0	113	47787	No
247	GOM_NL__2PRFIN20110420_211354_000000513101_00359_47787_5911.N1	20-APR-2011 21:13:54	Bright	51.000	19	50Alp Cyg	1.2460	10500.	102	47787	No
248	GOM_NL__2PRFIN20110420_211544_000000593101_00359_47787_5912.N1	20-APR-2011 21:15:44	Bright	59.000	66	37Gam Cyg	2.2080	5900.0	118	47787	No
249	GOM_NL__2PRFIN20110420_211835_000000693101_00359_47787_5913.N1	20-APR-2011 21:18:35	Bright	69.000	92	53Eps Cyg	2.5000	4500.0	138	47787	No
250	GOM_NL__2PRFIN20110420_212632_000000573101_00359_47787_5914.N1	20-APR-2011 21:26:32	Dark	57.000	61	8Eps Peg	2.1000	3900.0	114	47787	No
251	GOM_NL__2PRFIN20110420_212900_000000503101_00359_47787_5915.N1	20-APR-2011 21:29:00	Dark	49.500	162	34Alp Aqr	2.9440	5350.0	99	47787	No
252	GOM_NL__2PRFIN20110420_213156_000000503101_00359_47787_5916.N1	20-APR-2011 21:31:56	Dark	49.500	154	22Bet Aqr	2.8990	5700.0	99	47787	No
253	GOM_NL__2PRFIN20110420_213412_000000433101_00359_47787_5917.N1	20-APR-2011 21:34:12	Dark	42.500	142	49Del Cap	2.8500	8900.0	85	47787	No
254	GOM_NL__2PRFIN20110420_214935_000000693101_00360_47788_5920.N1	20-APR-2011 21:49:35	Dark	68.500	103	38Zet Sgr	2.6000	9700.0	137	47788	No
255	GOM_NL__2PRFIN20110420_215253_000000663101_00360_47788_5921.N1	20-APR-2011 21:52:53	Dark	65.500	38	20Eps Sgr	1.8360	11000.	131	47788	No
256	GOM_NL__2PRFIN20110420_215449_000000563101_00360_47788_5922.N1	20-APR-2011 21:54:49	Straylight	55.500	178	lot1Sco	3.0220	6550.0	111	47788	No
257	GOM_NL__2PRFIN20110420_215626_000000663101_00360_47788_5923.N1	20-APR-2011 21:56:26	Straylight	65.500	25	35Lam Sco	1.6200	28000.	131	47788	No
258	GOM_NL__2PRFIN20110420_220006_000000693101_00360_47788_5924.N1	20-APR-2011 22:00:06	Straylight	68.500	75	26Eps Sco	2.2910	4250.0	137	47788	No
259	GOM_NL__2PRFIN20110420_220313_000000373101_00360_47788_5925.N1	20-APR-2011 22:03:13	Straylight	37.000	136	23Tau Sco	2.8220	30000.	74	47788	No
260	GOM_NL__2PRFIN20110420_220709_000000333101_00360_47788_5926.N1	20-APR-2011 22:07:09	Twi_and_stray	33.000	80	7Del Sco	2.3160	30000.	66	47788	No
261	GOM_NL__2PRFIN20110420_221055_000000563101_00360_47788_5927.N1	20-APR-2011 22:10:55	Bright	55.500	122	9Alp2Lib	2.7470	9700.0	111	47788	No
262	GOM_NL__2PRFIN20110420_221341_000000433101_00360_47788_5928.N1	20-APR-2011 22:13:41	Bright	43.000	104	27Bet Lib	2.6140	13100.	86	47788	No
263	GOM_NL__2PRFIN20110420_222226_000000433101_00360_47788_5929.N1	20-APR-2011 22:22:26	Bright	43.000	111	8Eta Boo	2.6800	6000.0	86	47788	No
264	GOM_NL__2PRFIN20110420_222703_000000533101_00360_47788_5930.N1	20-APR-2011 22:27:03	Bright	53.000	83		2.3780	11000.	106	47788	No
265	GOM_NL__2PRFIN20110420_222950_000000473101_00360_47788_5931.N1	20-APR-2011 22:29:50	Bright	47.000	180	27Gam Boo	3.0400	8000.0	94	47788	No
266	GOM_NL__2PRFIN20110420_223127_000000383101_00360_47788_5932.N1	20-APR-2011 22:31:27	Bright	38.000	39	85Eta UMa	1.8540	24000.	76	47788	No
267	GOM_NL__2PRFIN20110420_223932_000000433101_00360_47788_5933.N1	20-APR-2011 22:39:32	Bright	43.000	119	14Eta Dra	2.7270	4700.0	86	47788	No
268	GOM_NL__2PRFIN20110420_224854_000000423101_00360_47788_5934.N1	20-APR-2011 22:48:54	Bright	41.500	89	5Alp Cep	2.4510	8000.0	83	47788	No
269	GOM_NL__2PRFIN20110420_225408_000000513101_00360_47788_5935.N1	20-APR-2011 22:54:08	Bright	51.000	19	50Alp Cyg	1.2460	10500.	102	47788	No
270	GOM_NL__2PRFIN20110420_225557_000000613101_00360_47788_5936.N1	20-APR-2011 22:55:57	Bright	61.000	66	37Gam Cyg	2.2080	5900.0	122	47788	No
271	GOM_NL__2PRFIN20110420_225848_000000673101_00360_47788_5937.N1	20-APR-2011 22:58:48	Bright	66.500	92	53Eps Cyg	2.5000	4500.0	133	47788	No
272	GOM_NL__2PRFIN20110420_230647_000000543101_00360_47788_5938.N1	20-APR-2011 23:06:47	Dark	54.000	61	8Eps Peg	2.1000	3900.0	108	47788	No
273	GOM_NL__2PRFIN20110420_230914_000000483101_00360_47788_5939.N1	20-APR-2011 23:09:14	Dark	47.500	162	34Alp Aqr	2.9440	5350.0	95	47788	No
274	GOM_NL__2PRFIN20110420_231210_000000543101_00360_47788_5940.N1	20-APR-2011 23:12:10	Dark	53.500	154	22Bet Aqr	2.8990	5700.0	107	47788	No
275	GOM_NL__2PRFIN20110420_231427_000000473101_00360_47788_5941.N1	20-APR-2011 23:14:27	Dark	47.000	142	49Del Cap	2.8500	8900.0	94	47788	No
276	GOM_NL__2PRFIN20110420_232951_000000653101_00361_47789_5964.N1	20-APR-2011 23:29:51	Dark	64.500	103	38Zet Sgr	2.6000	9700.0	129	47789	No
277	GOM_NL__2PRFIN20110420_233309_000000653101_00361_47789_5965.N1	20-APR-2011 23:33:09	Dark	64.500	38	20Eps Sgr	1.8360	11000.	129	47789	No
278	GOM_NL__2PRFIN20110420_233504_000000583101_00361_47789_5966.N1	20-APR-2011 23:35:04	Straylight	57.500	178	lot1Sco	3.0220	6550.0	115	47789	No

279	GOM_NL__2PRFIN20110420_233641_000000603101_00361_47789_5967.N1	20-APR-2011 23:36:41	Straylight	59.500	25	35Lam Sco	1.6200	28000.	119	47789	No
280	GOM_NL__2PRFIN20110420_234021_000000693101_00361_47789_5968.N1	20-APR-2011 23:40:21	Straylight	68.500	75	26Eps Sco	2.2910	4250.0	137	47789	No
281	GOM_NL__2PRFIN20110420_234328_000000373101_00361_47789_5969.N1	20-APR-2011 23:43:28	Straylight	37.000	136	23Tau Sco	2.8220	30000.	74	47789	No
282	GOM_NL__2PRFIN20110420_234723_000000333101_00361_47789_5970.N1	20-APR-2011 23:47:23	Twilight_and_stray	33.000	80	7Del Sco	2.3160	30000.	66	47789	No
283	GOM_NL__2PRFIN20110420_235109_000000553101_00361_47789_5971.N1	20-APR-2011 23:51:09	Bright	54.500	122	9Alp2Lib	2.7470	9700.0	109	47789	No
284	GOM_NL__2PRFIN20110420_235355_000000433101_00361_47789_5972.N1	20-APR-2011 23:53:55	Bright	43.000	104	27Bet Lib	2.6140	13100.	86	47789	No

3. Quality information per product

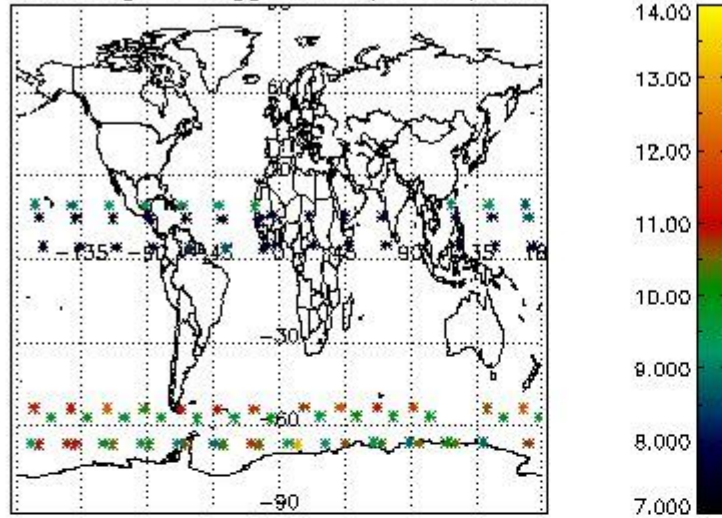
In this section it is plotted some information contained in the Quality Summary data set of the level 2 products. Only products in dark limb conditions and without errors (error flag in the MPH set to "0") are used.

3.1 Plot quality information per product (time dependant)

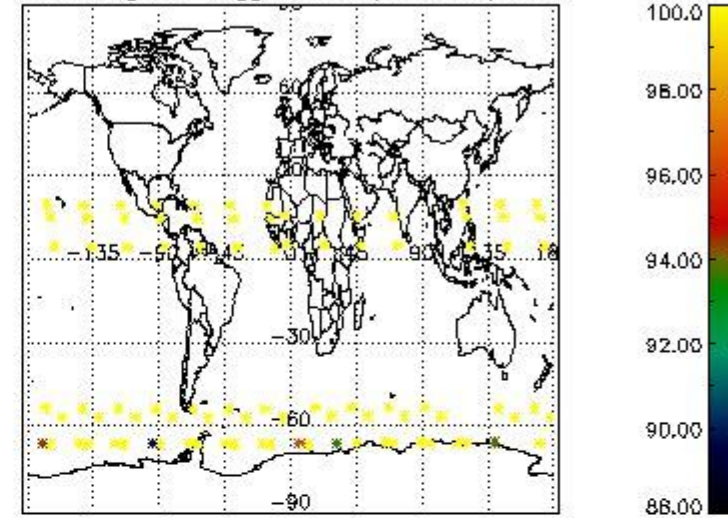


3.2 Plot quality information per product (world map)

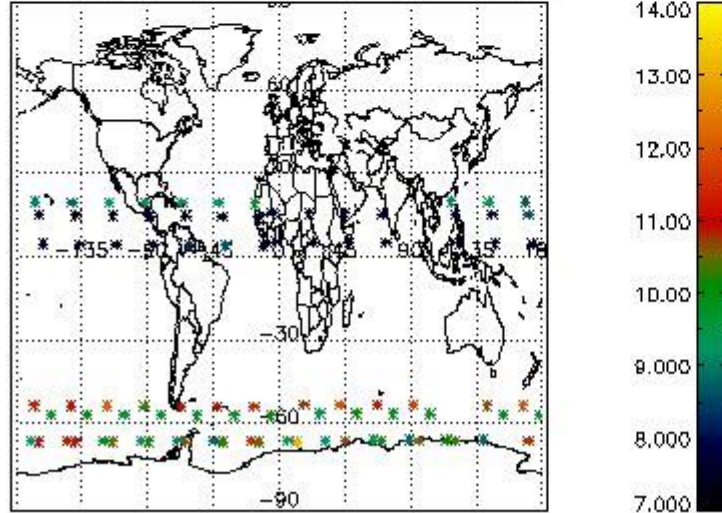
Percentage of flagged data per O3 profile



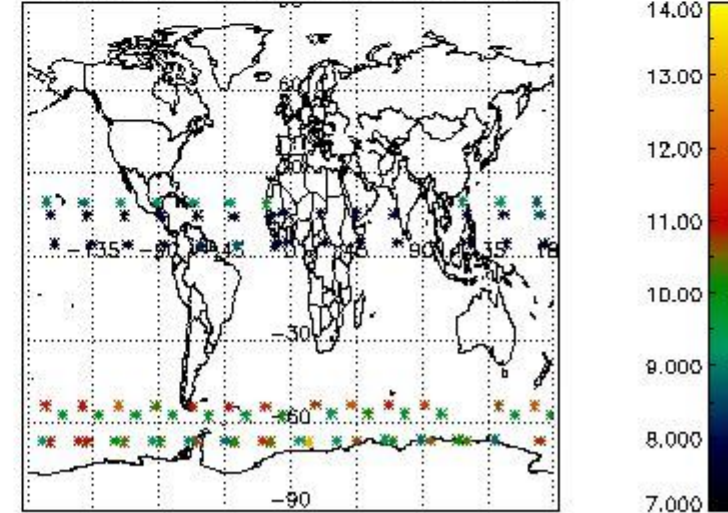
Percentage of flagged data per H2O profile



Percentage of flagged data per NO2 profile



Percentage of flagged data per NO3 profile

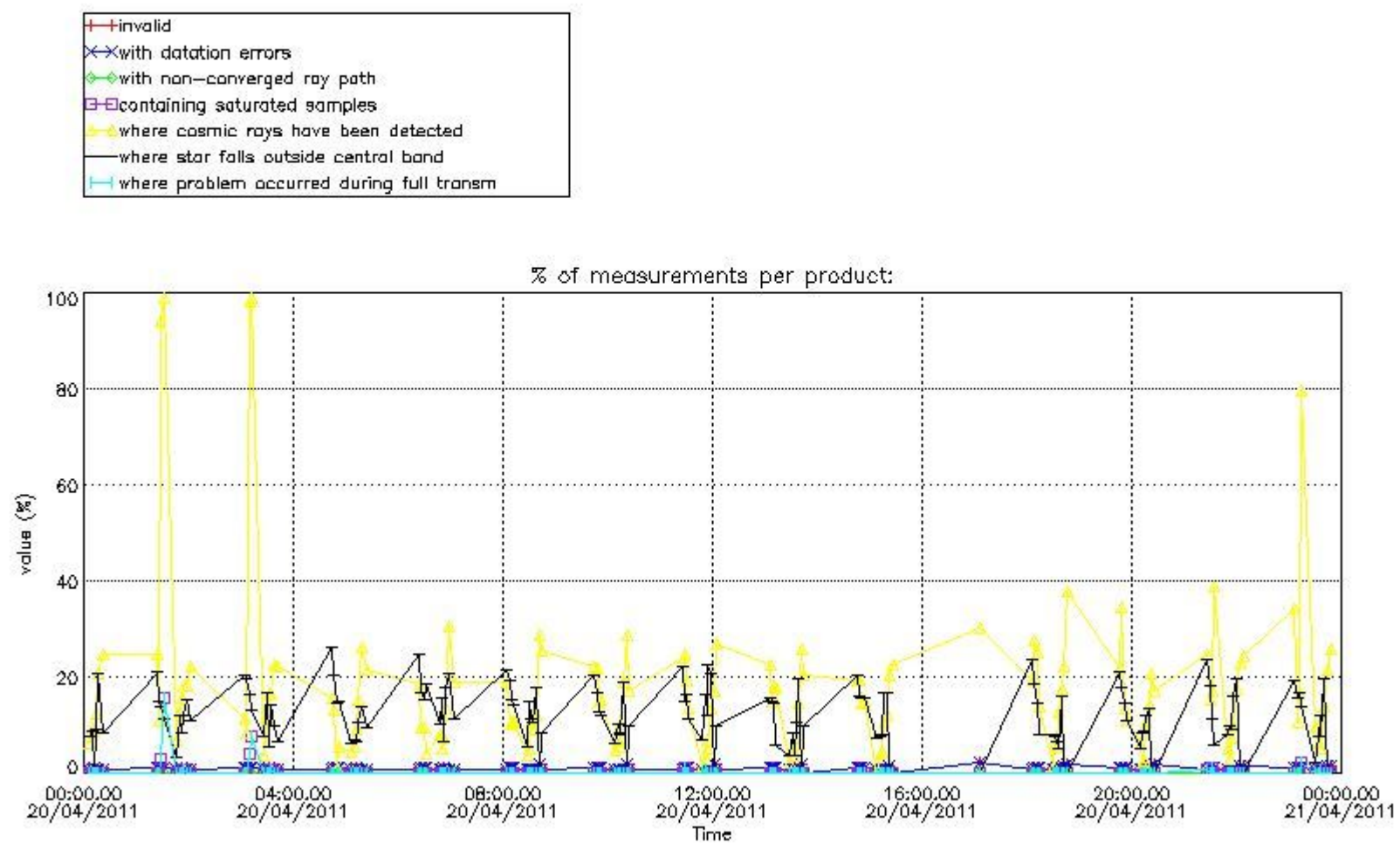


4. Level 1 quality information per product

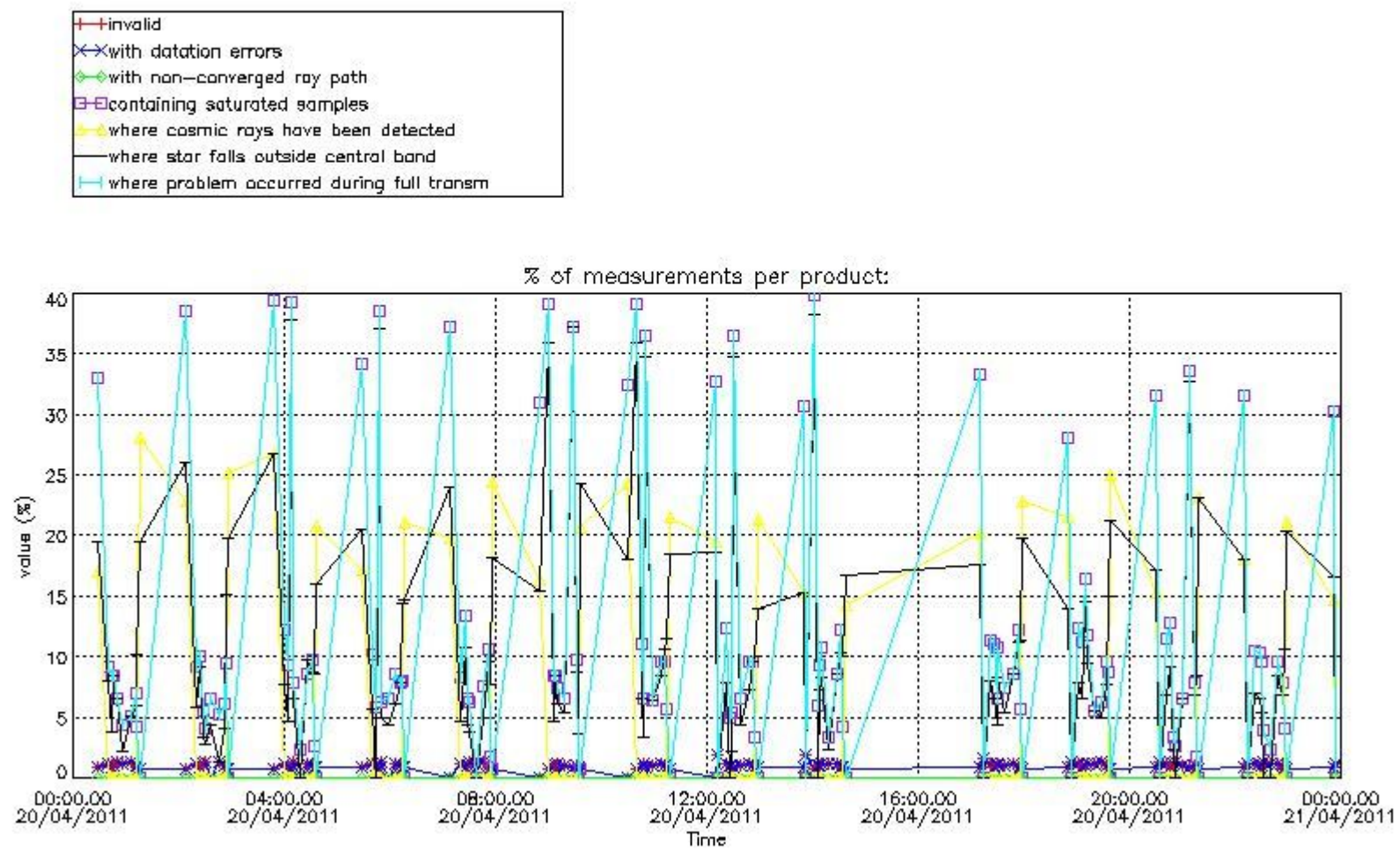
In this section it is plotted some information contained in the Quality Summary data set of the level 2 products that comes from the level 1b processing. Products without errors (error flag in the MPH set to "0") are used.

4.1 Plot quality information per product (time dependant) coming from level 1b processing

4.1.1 Plot level 1 quality information per product (time dependant): ENVISAT ASCENDING passes



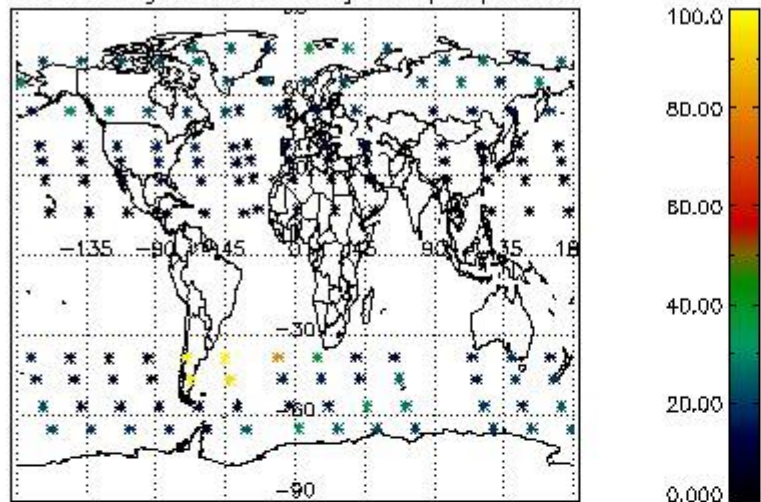
4.1.2 Plot level 1 quality information per product (time dependant): ENVI SAT DESCENDING passes



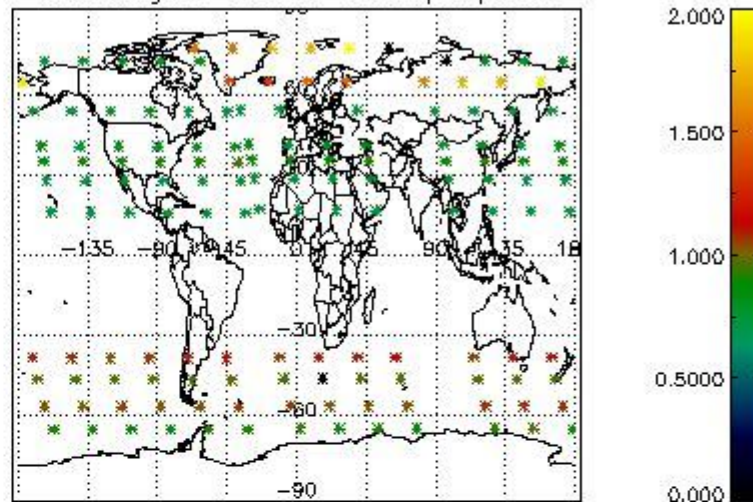
4.2 Plot quality information per product coming from level 1b processing (world map)

4.2.1 Plot level 1 quality information per product (world map): ENVISAT ASCENDING passes

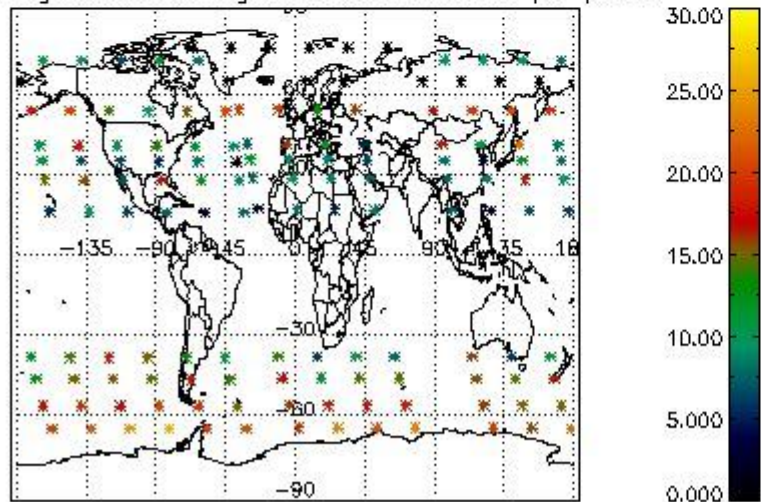
Percentage of cosmic ray hits per profile



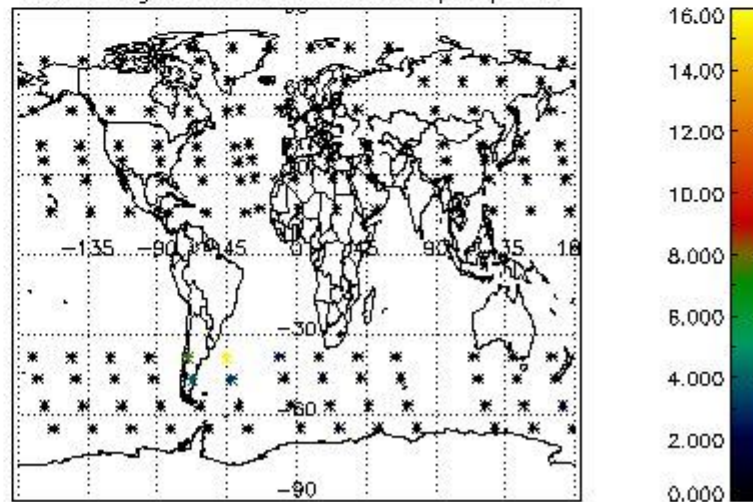
Percentage of datation errors per profile



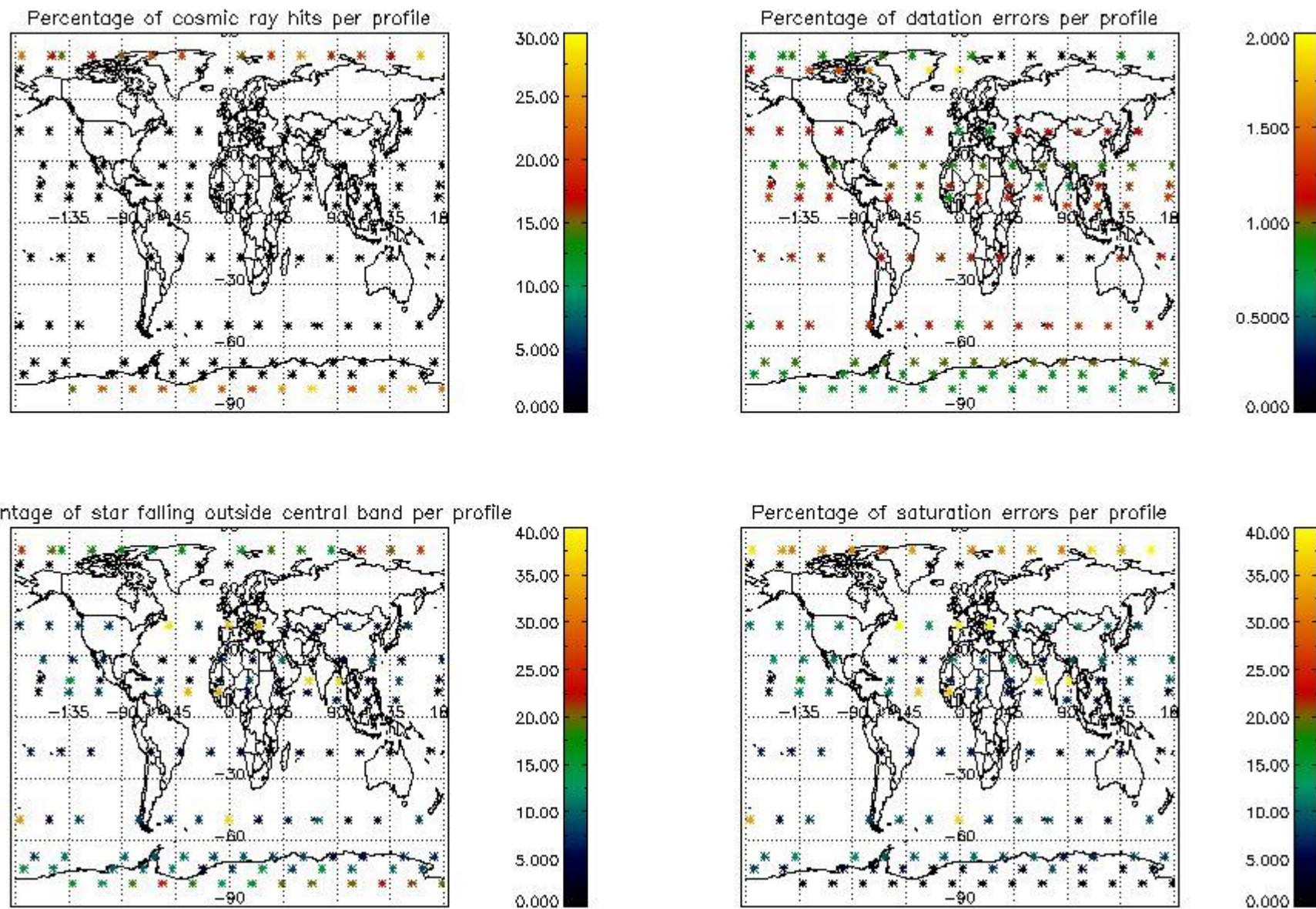
Percentage of star falling outside central band per profile



Percentage of saturation errors per profile



4.2.2 Plot level 1 quality information per product (world map): ENVISAT DESCENDING passes



5. Trace gas profiles

5.1 Ozone statistics based on quality of products

The final quality of the products can be "measured" using the STD (Standard Deviation) attached to every point profile. This information is written to the parameter GOM_NL__2P/NL_LOCAL_SPECIES_DENSITY/o3_std of the level 2 products. The table below shows the statistics for given STD ranges.

The statistics are given with respect to the overall valid production:

- Products without fatal errors: GOM_NL__2P/MPH/PRODUCT_ERR=0
- Valid point profile: GOM_NL__2P/NL_LOCAL_SPECIES_DENSITY/pcd(0)=0

The 'Criteria' is applied to valid points of dark limb products:

- Products in dark limb illumination condition: GOM_NL__2P/NL_SUMMARY_QUALITY/obs_ill_cond=0
- Products without fatal errors: GOM_NL__2P/MPH/PRODUCT_ERR=0
- Valid point profile: GOM_NL__2P/NL_LOCAL_SPECIES_DENSITY/pcd(0)=0

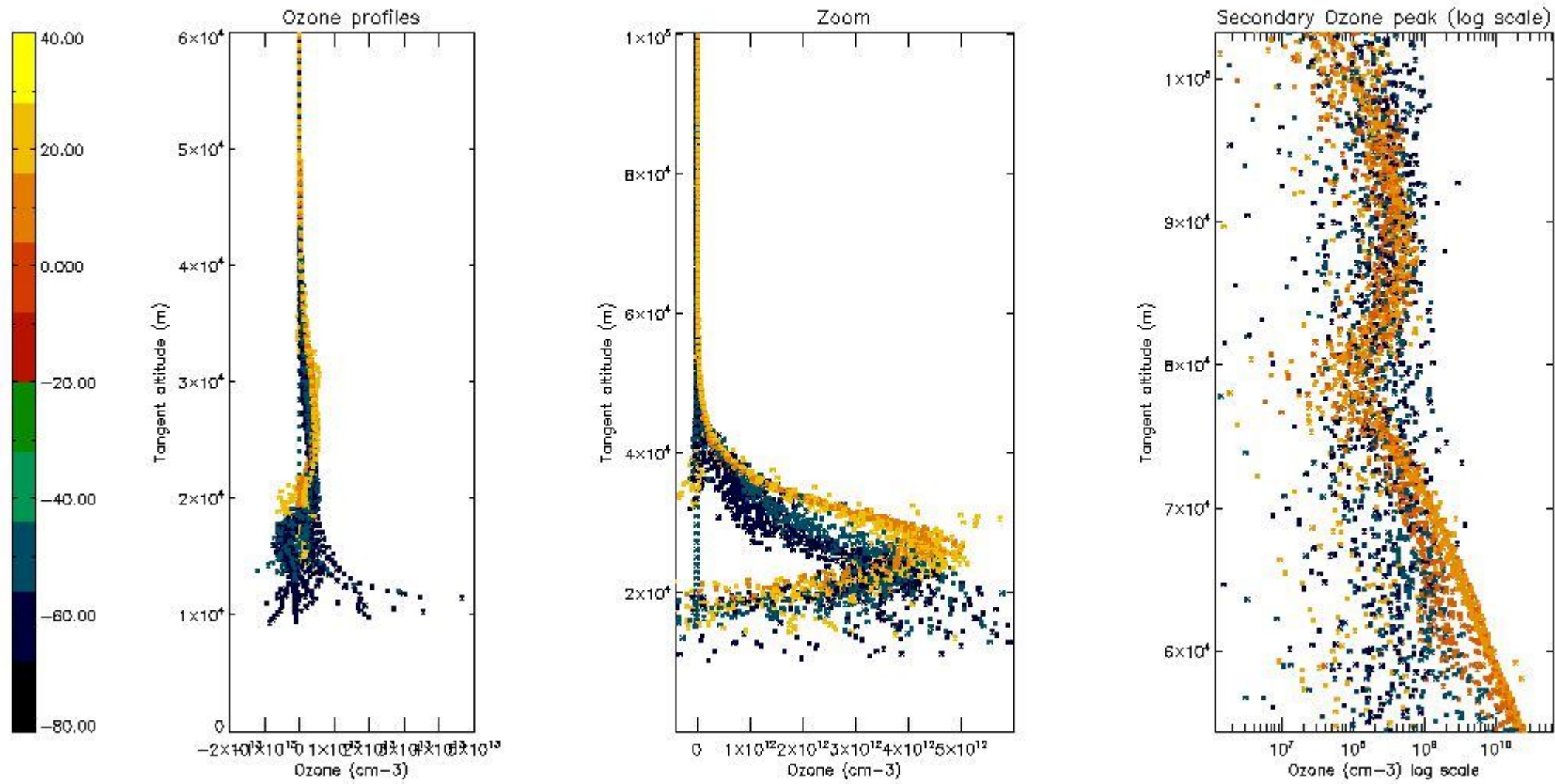
So, the table below shows the percentage of dark limb and valid observations for each criteria with respect to the overall valid daily observations.

Criteria	% of total production
All STD	34
STD < 20	12

STD < 10	7
STD < 5	3

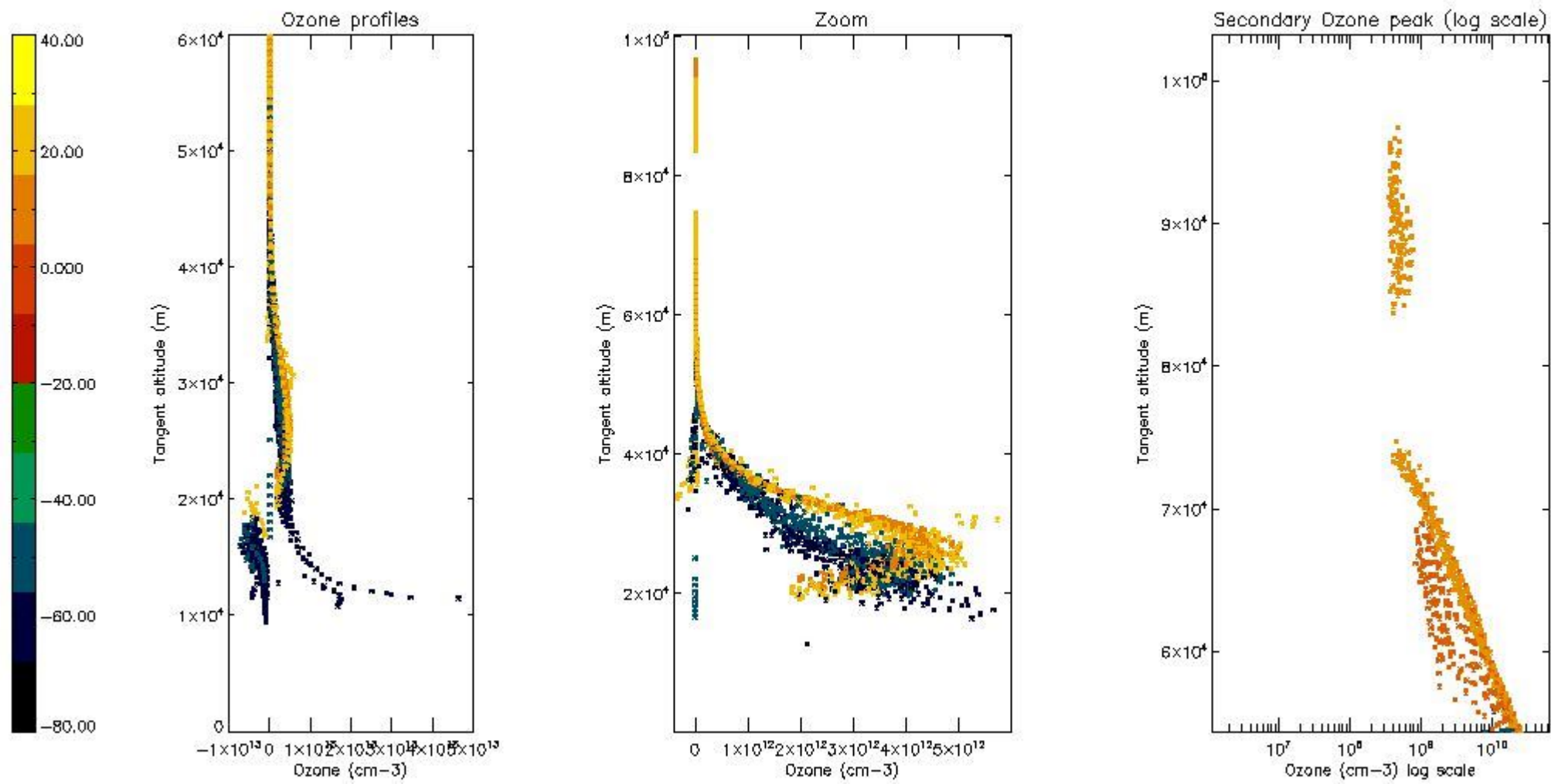
5.2 Plot ozone profiles for all STD (dark without errors)

The colorbar represents the latitude.



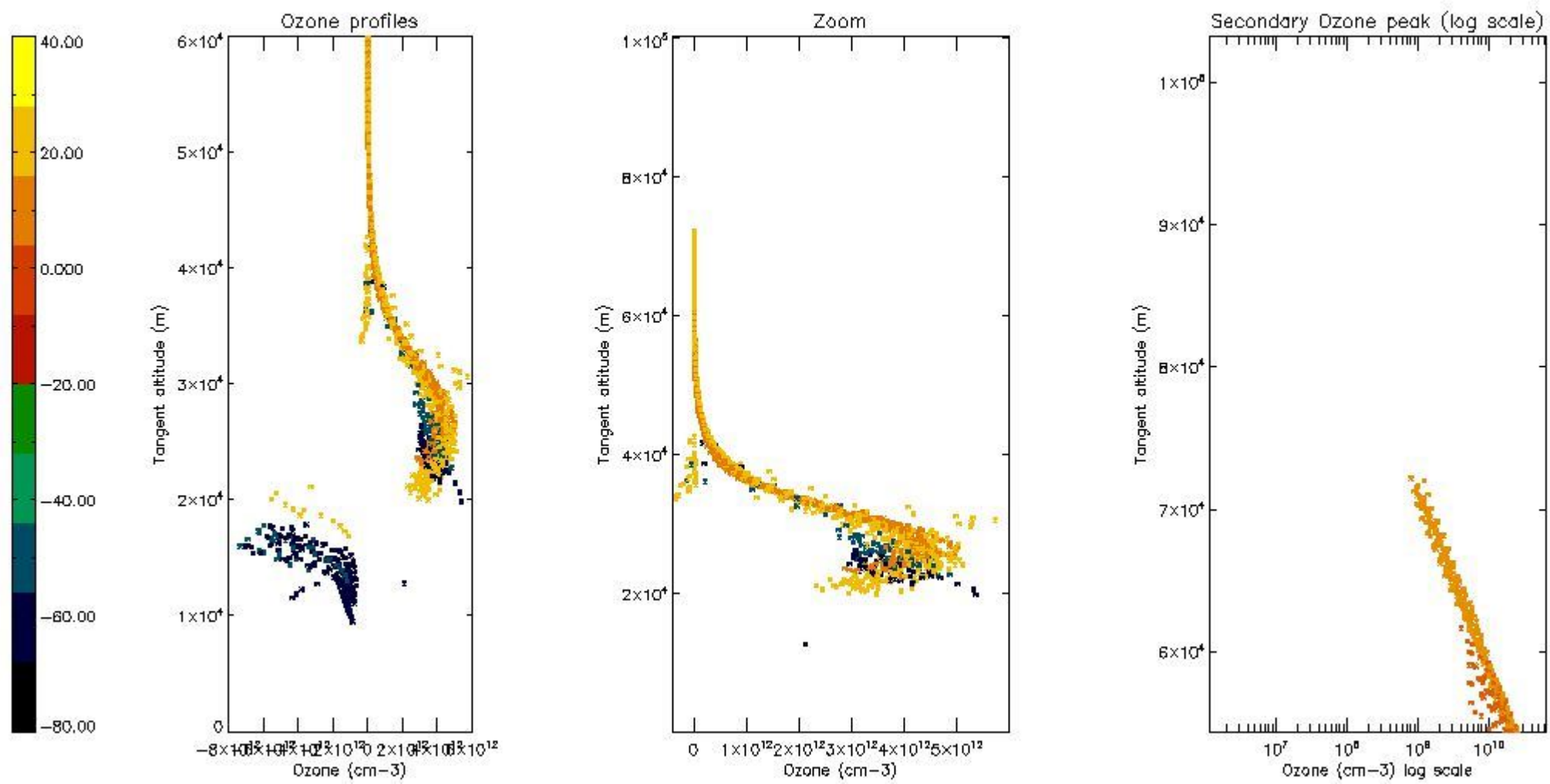
5.3 Plot ozone profiles where STD < 20% (dark without errors)

The colorbar represents the latitude.



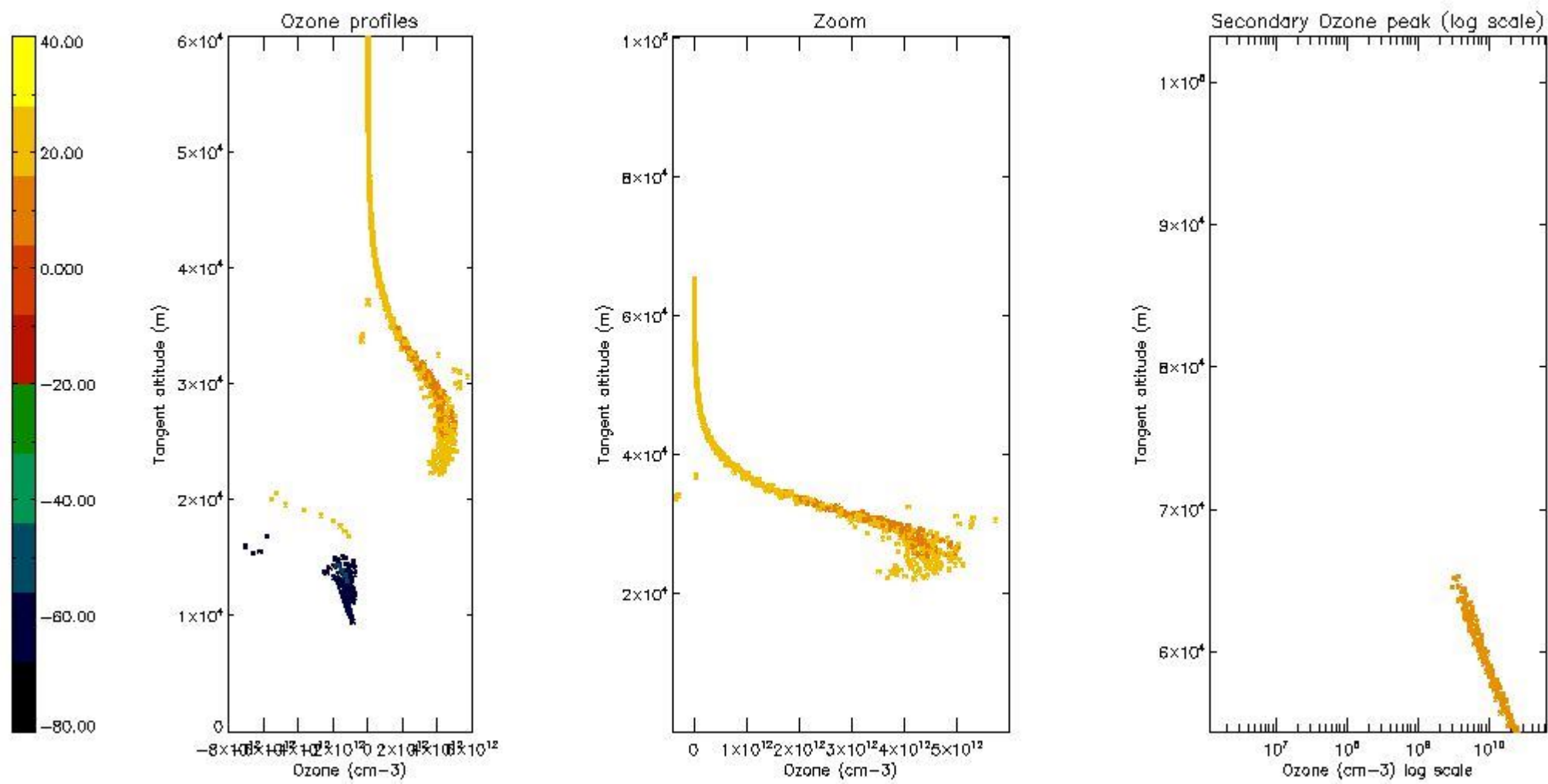
5.4 Plot ozone profiles where STD < 10% (dark without errors)

The colorbar represents the latitude.



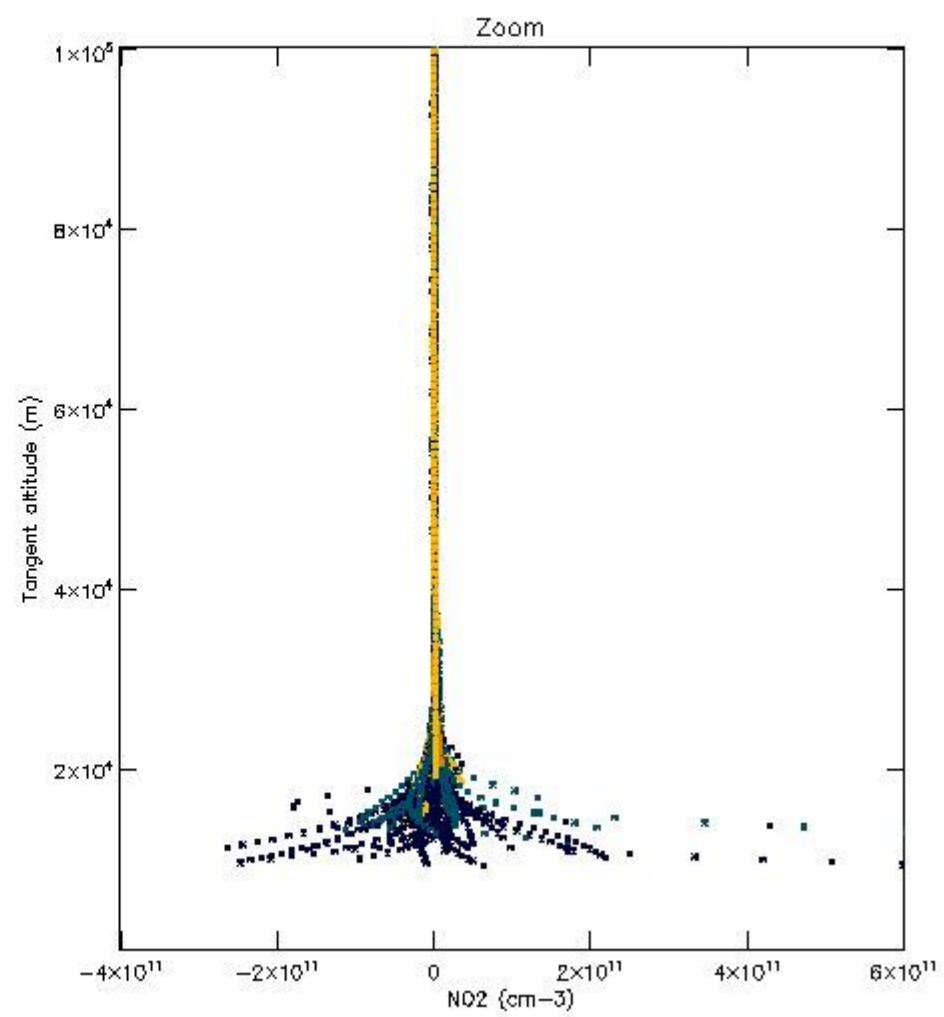
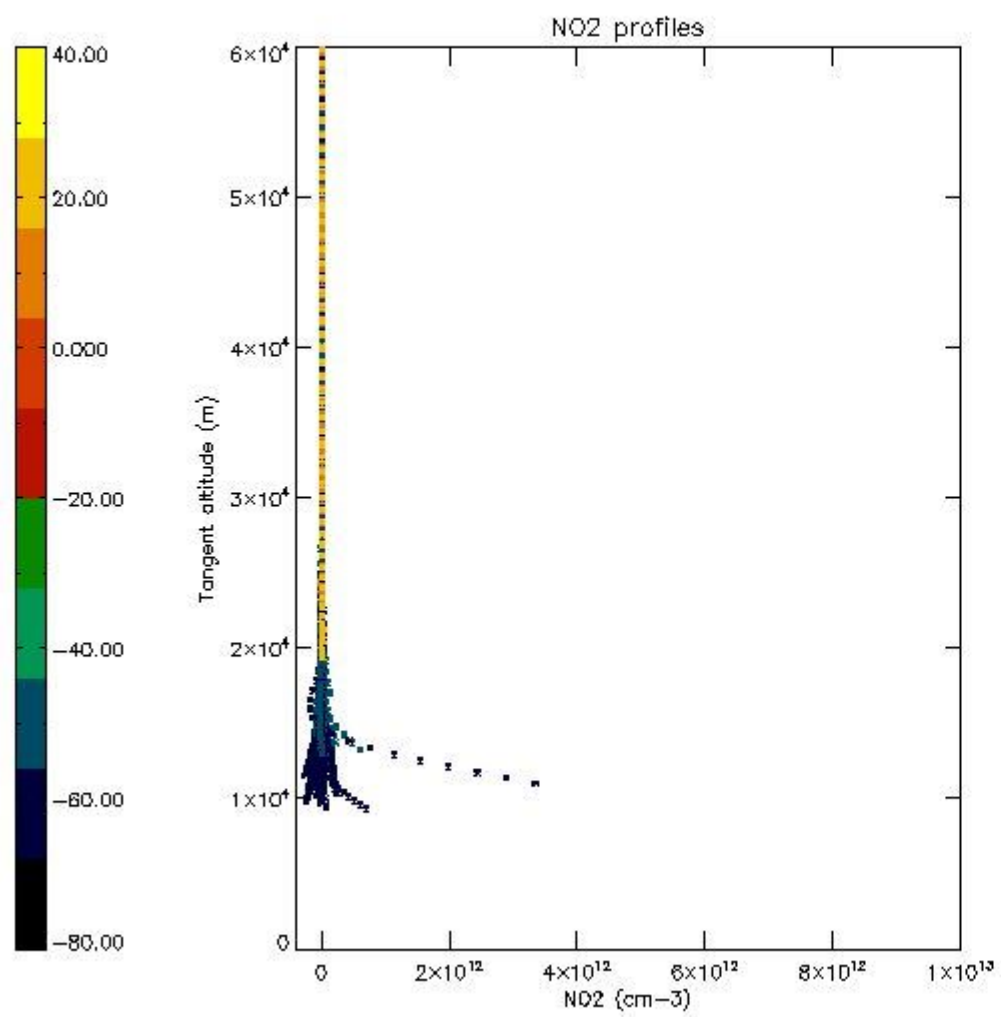
5.5 Plot ozone profiles where $STD < 5\%$ (dark without errors)

The colorbar represents the latitude.



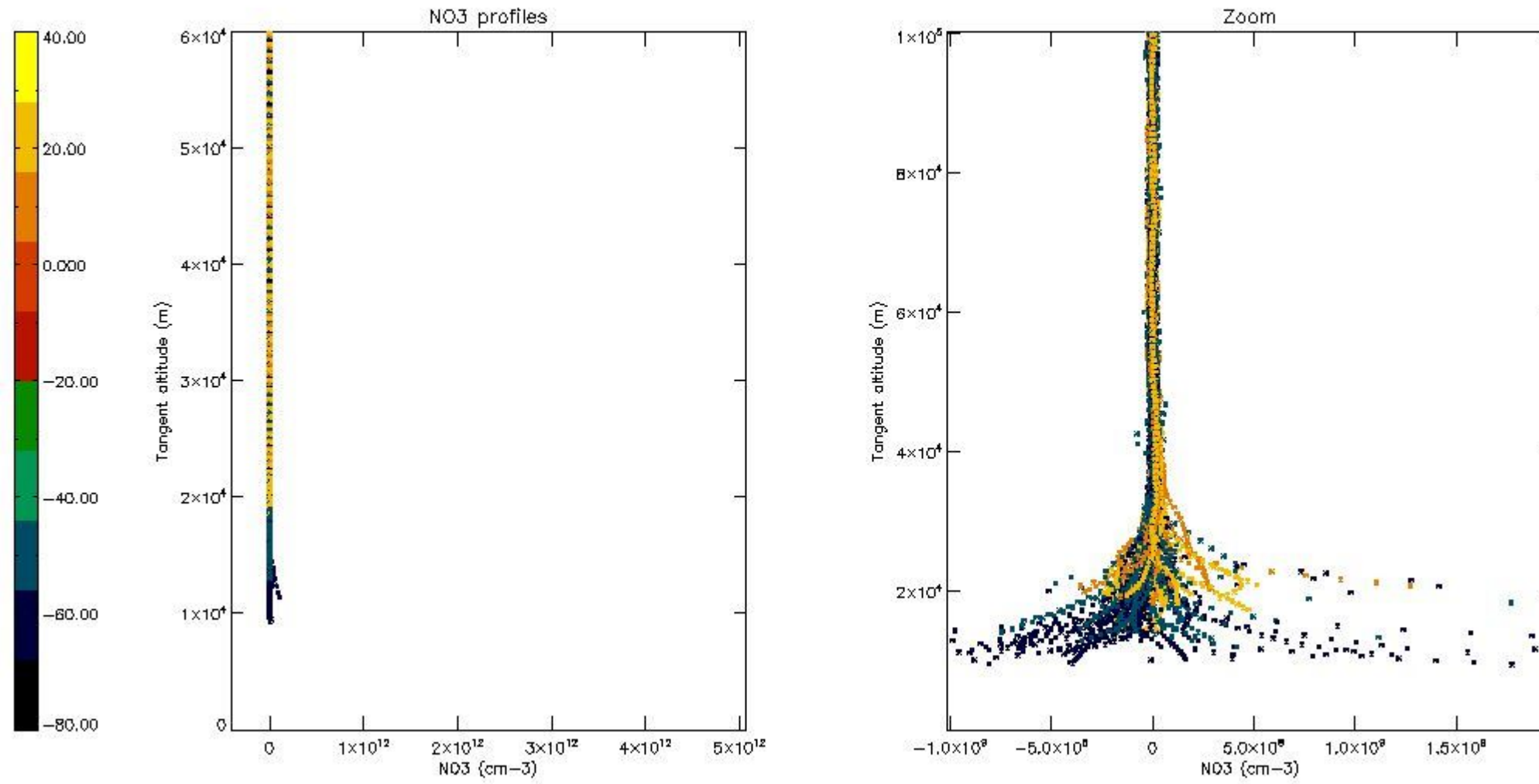
5.6 Plot NO₂ profiles for all STD (dark without errors)

The colorbar represents the latitude.



5.7 Plot NO3 profiles for all STD (dark without errors)

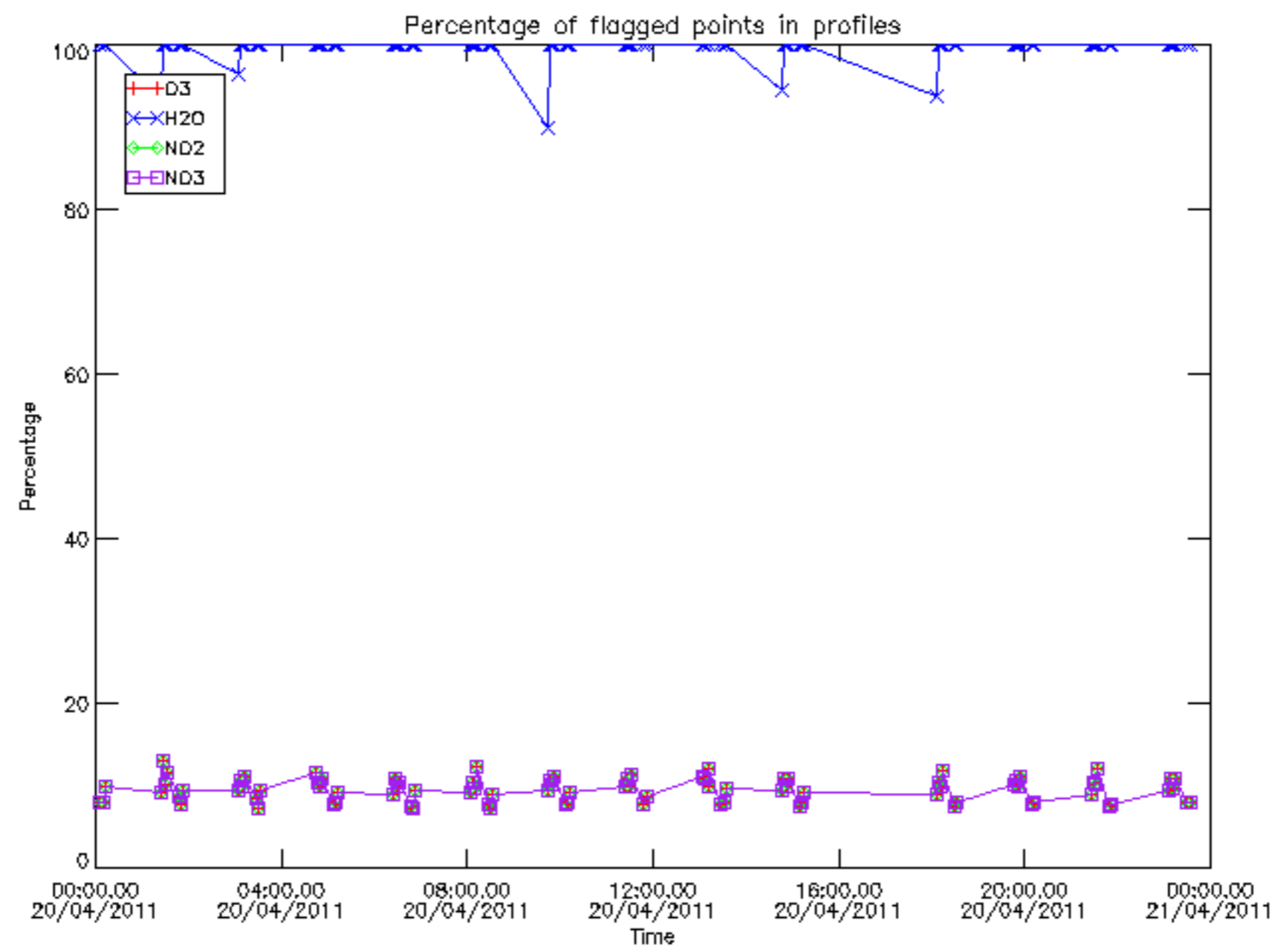
The colorbar represents the latitude.



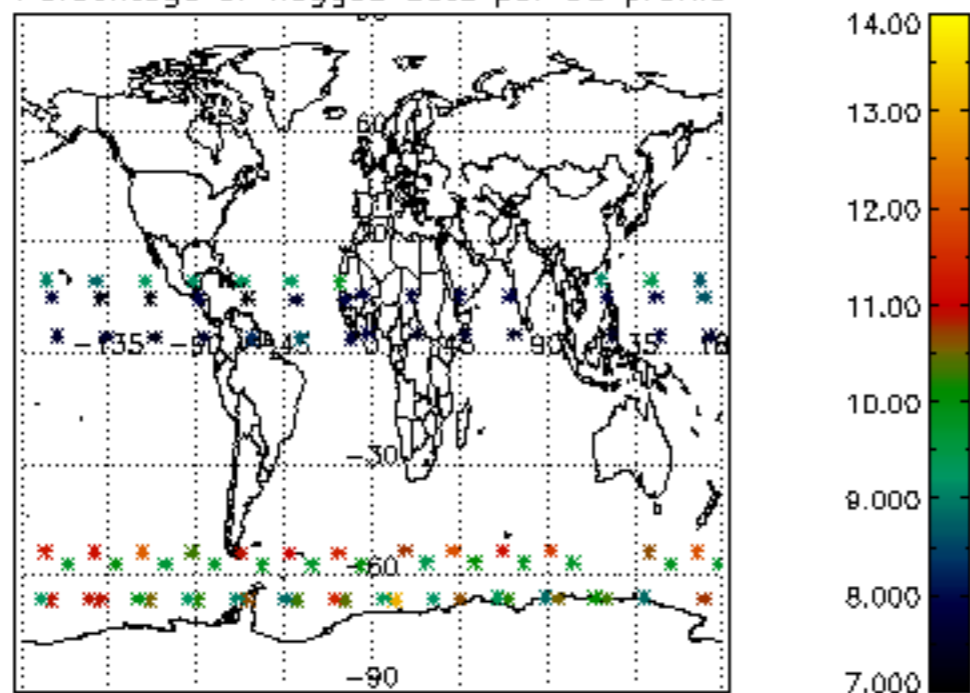
6. Auxiliary Data Files used for the production reported in section 2

The number reported in the third column indicates since which file (see list in section 2) the corresponding auxiliary file has been used. The fourth column is the date of those product files.

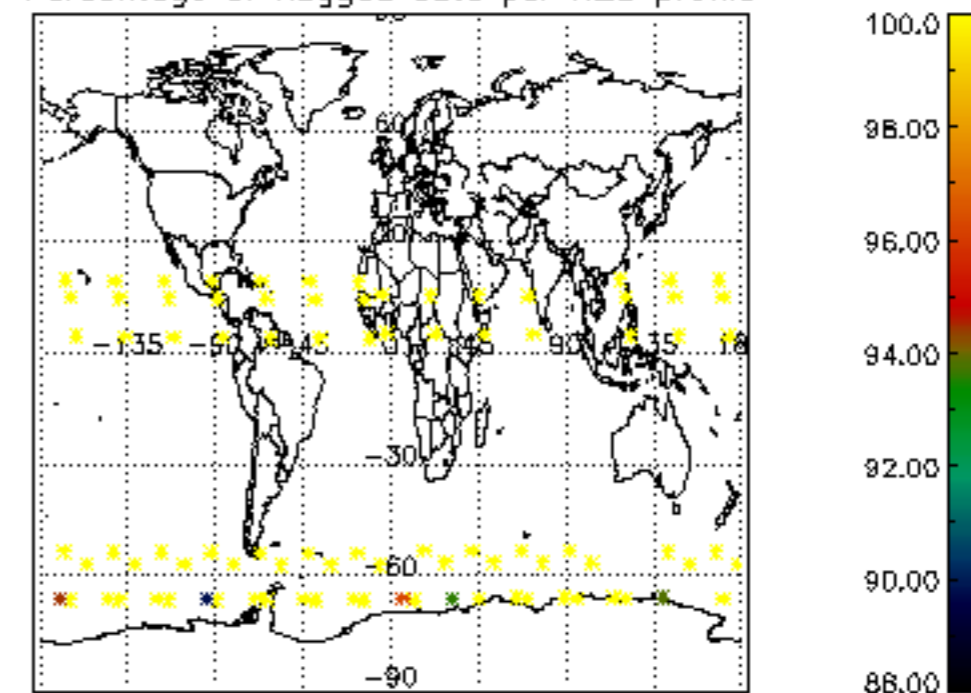
Type	Auxiliary Filename	Used since product	Used since product date
INST_PHYS_CHARACTERISTICS	GOM_INS_AXVIEC20091111_143220_20030716_120000_20500101_000000	1	20-APR-2011 00:06:11
LEVEL-2_PROC_CONFIG	GOM_PR2_AXVIEC20091111_152718_20020301_000000_20500101_000000	1	20-APR-2011 00:06:11
CROSS_SECTIONS_FILE	GOM_CRS_AXVIEC20091111_154832_20020301_000000_20500101_000000	1	20-APR-2011 00:06:11



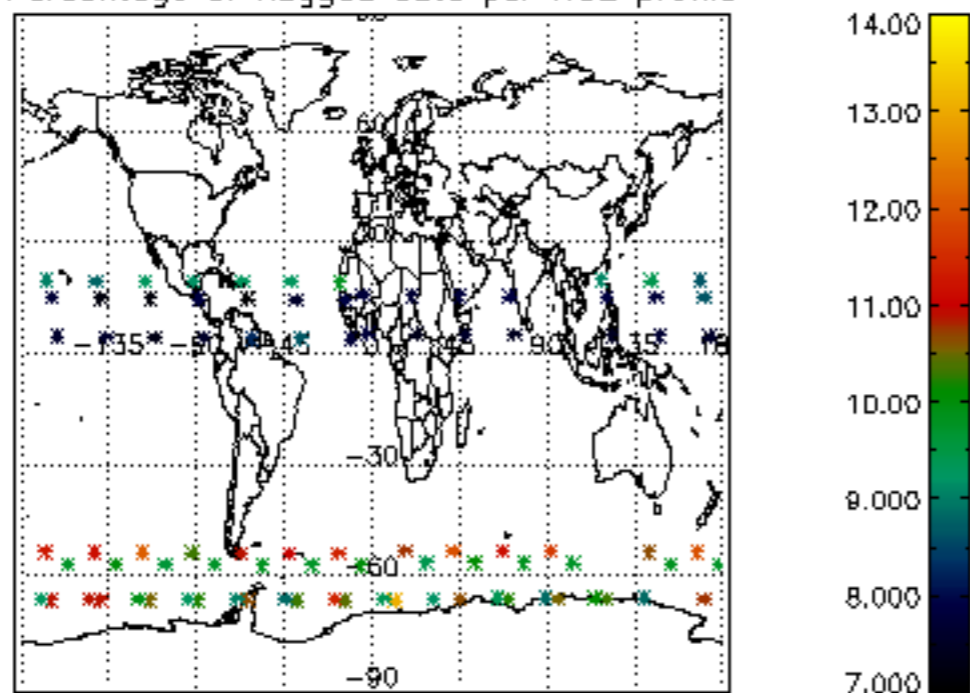
Percentage of flagged data per D3 profile



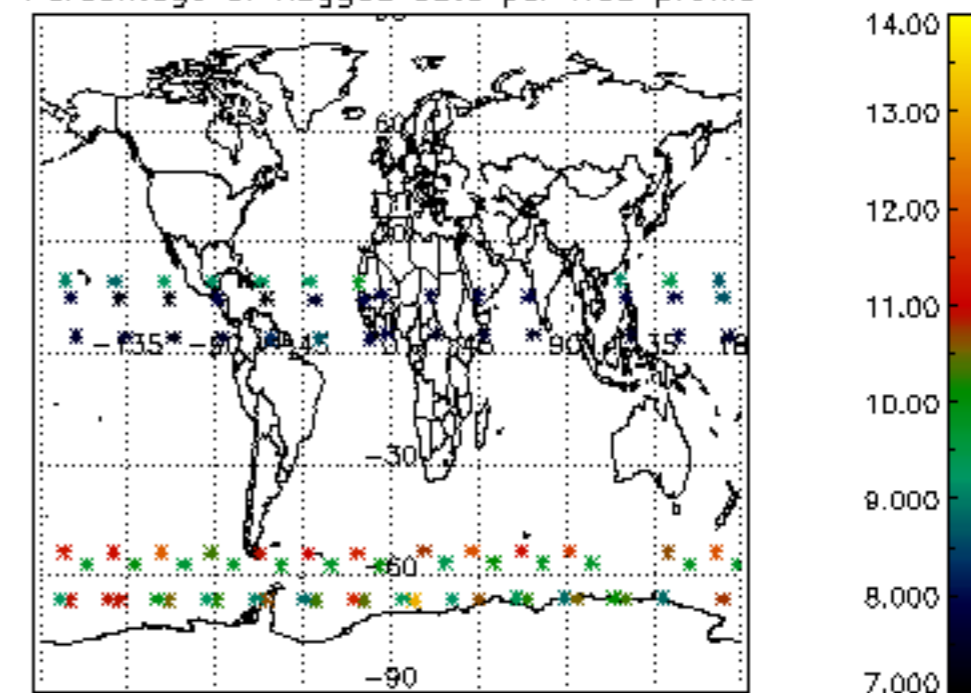
Percentage of flagged data per H2O profile

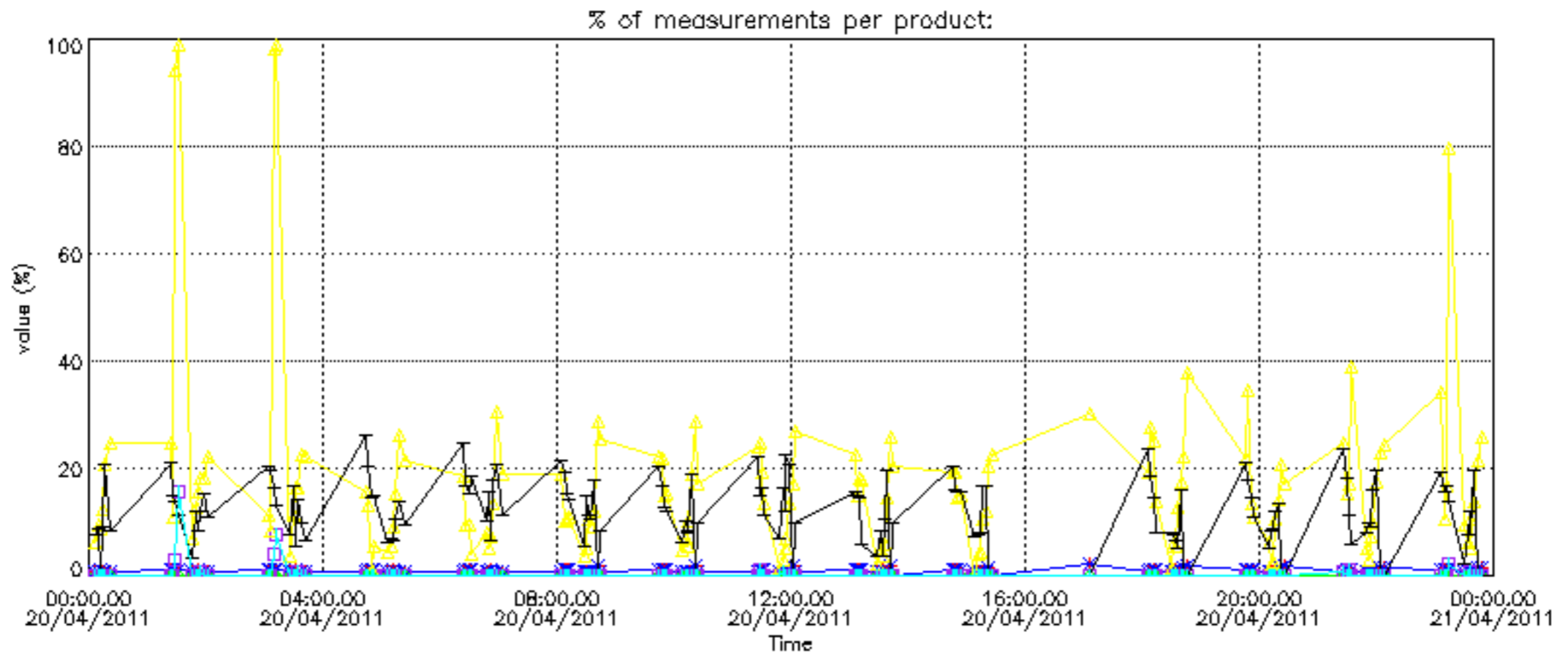


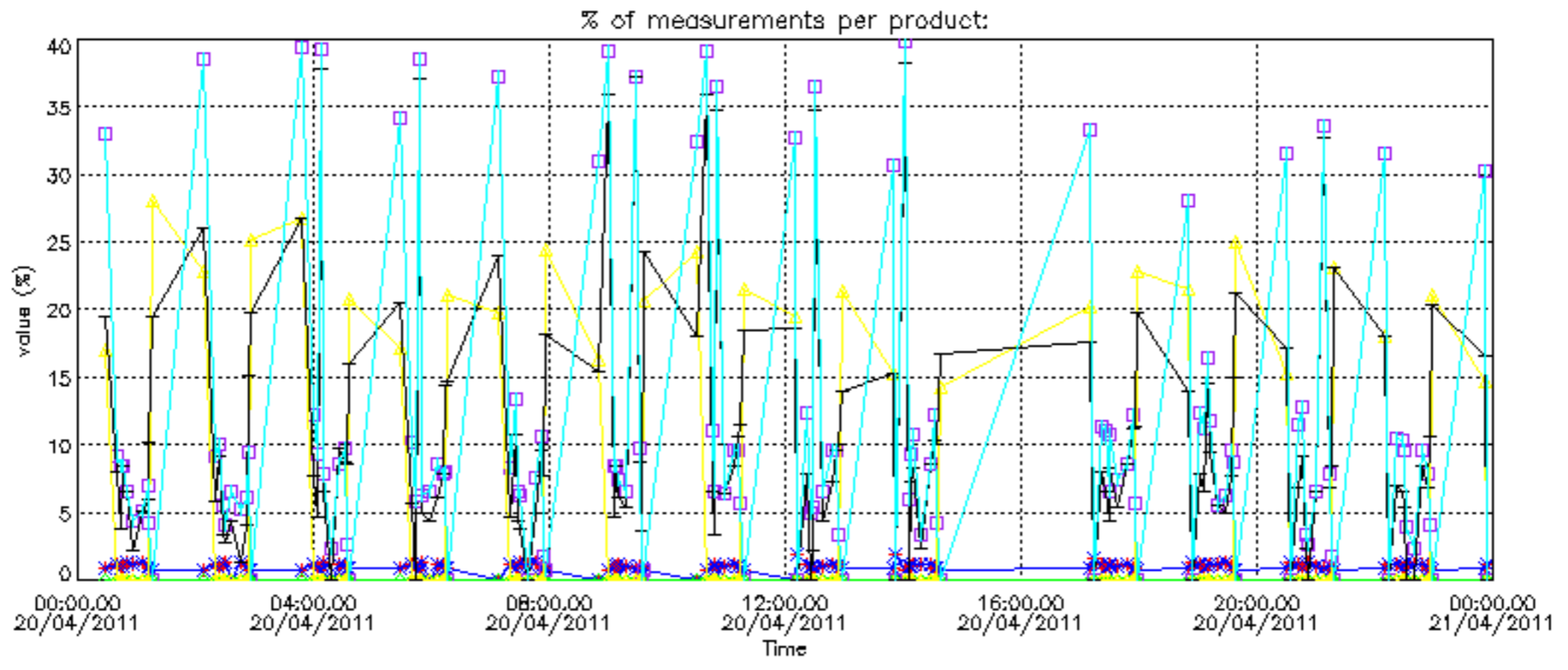
Percentage of flagged data per NO2 profile



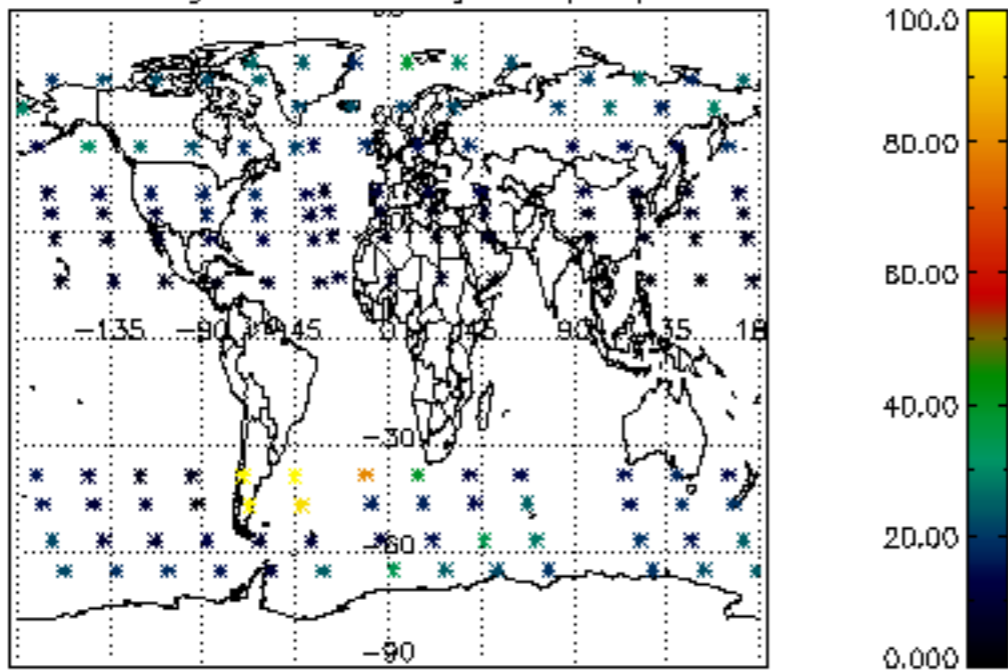
Percentage of flagged data per NO3 profile



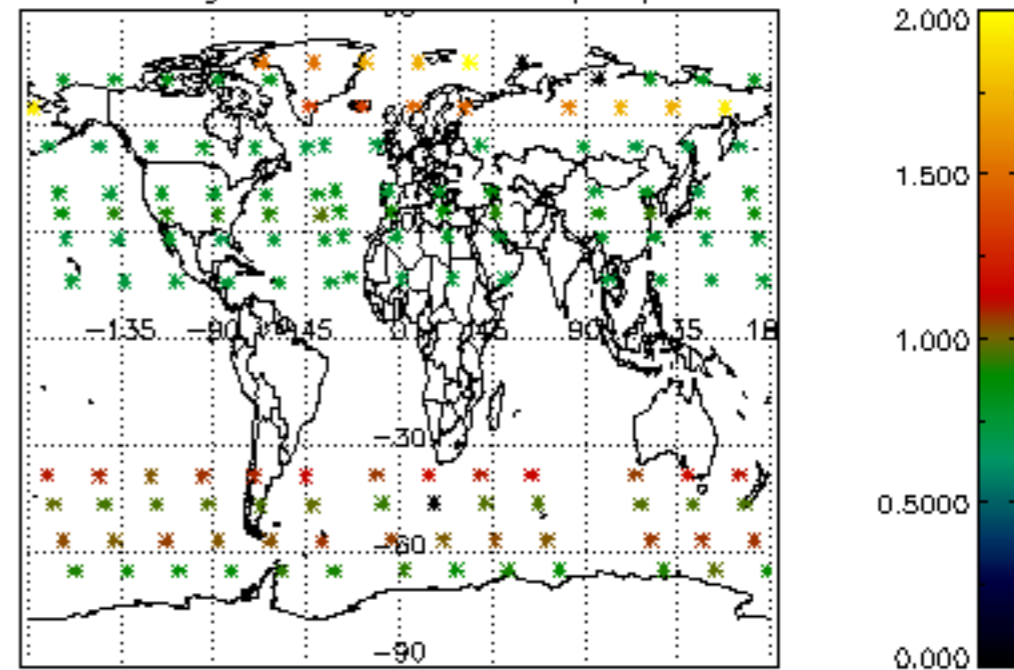




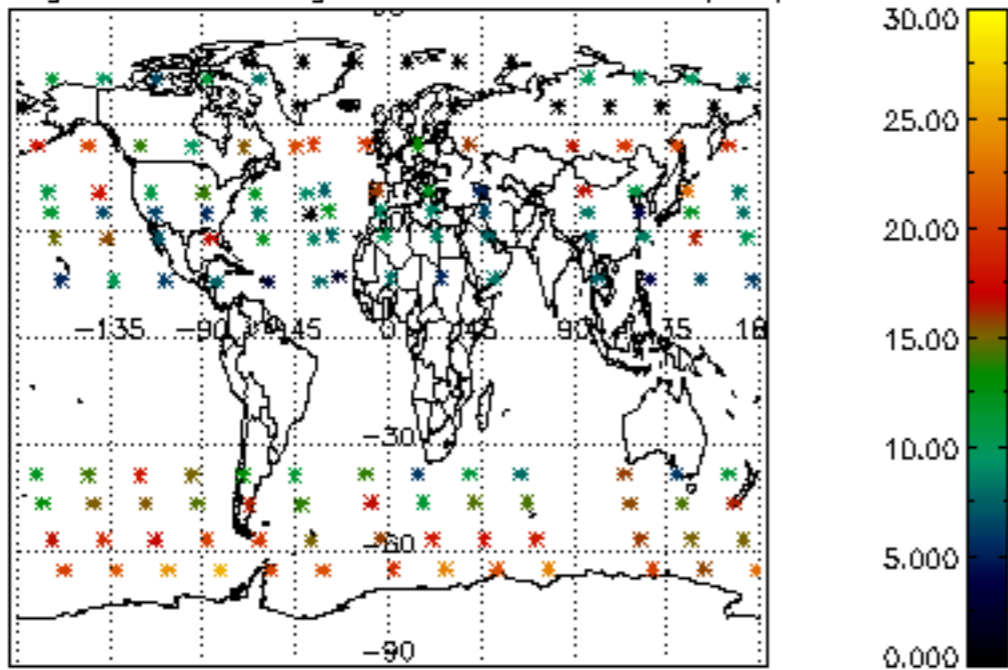
Percentage of cosmic ray hits per profile



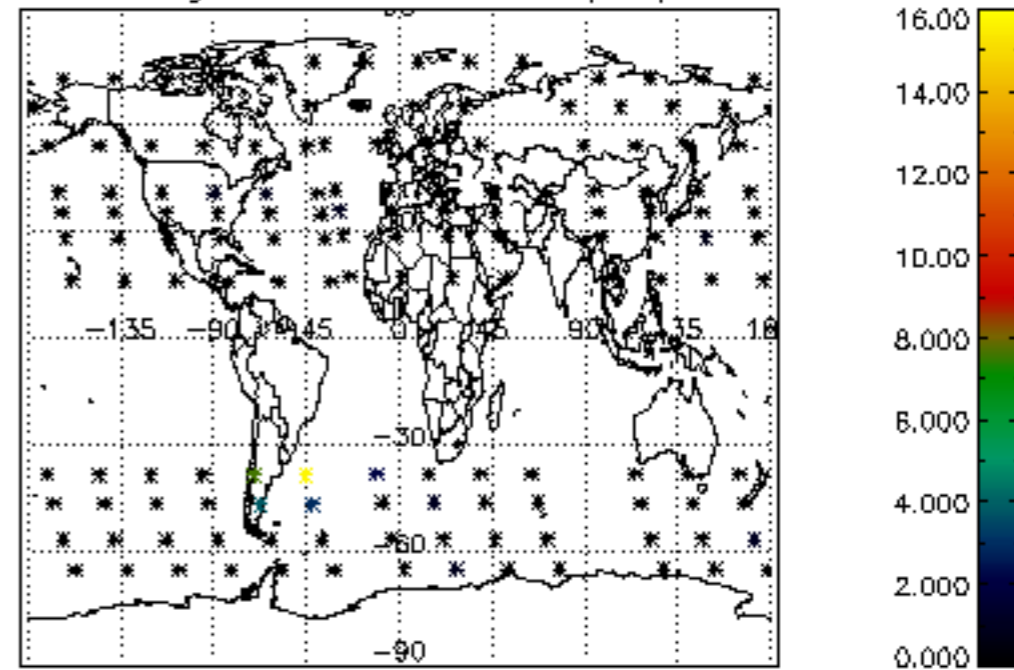
Percentage of datation errors per profile



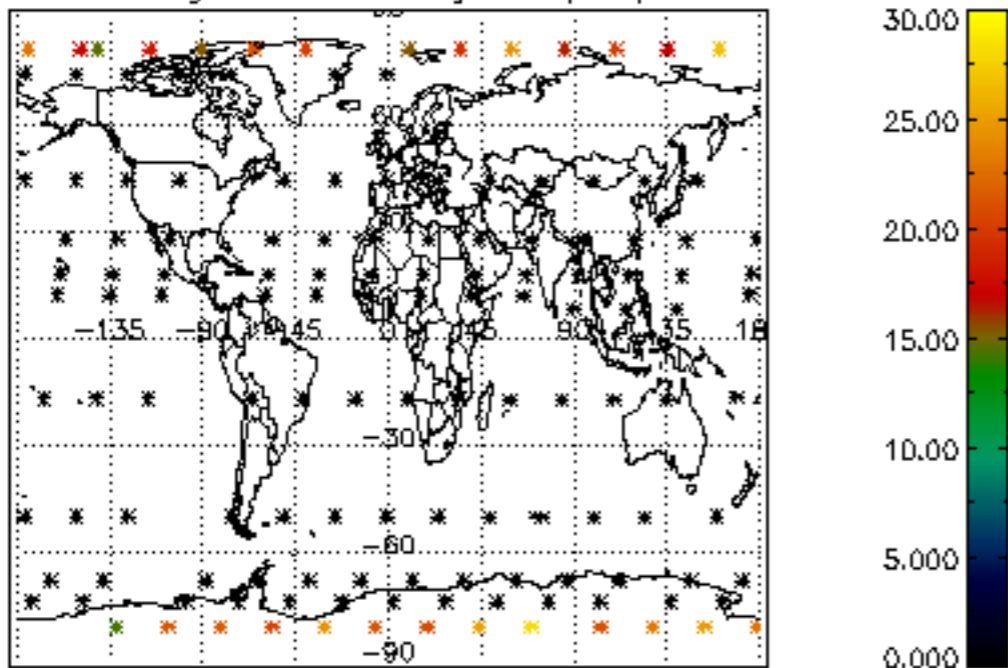
Percentage of star falling outside central band per profile



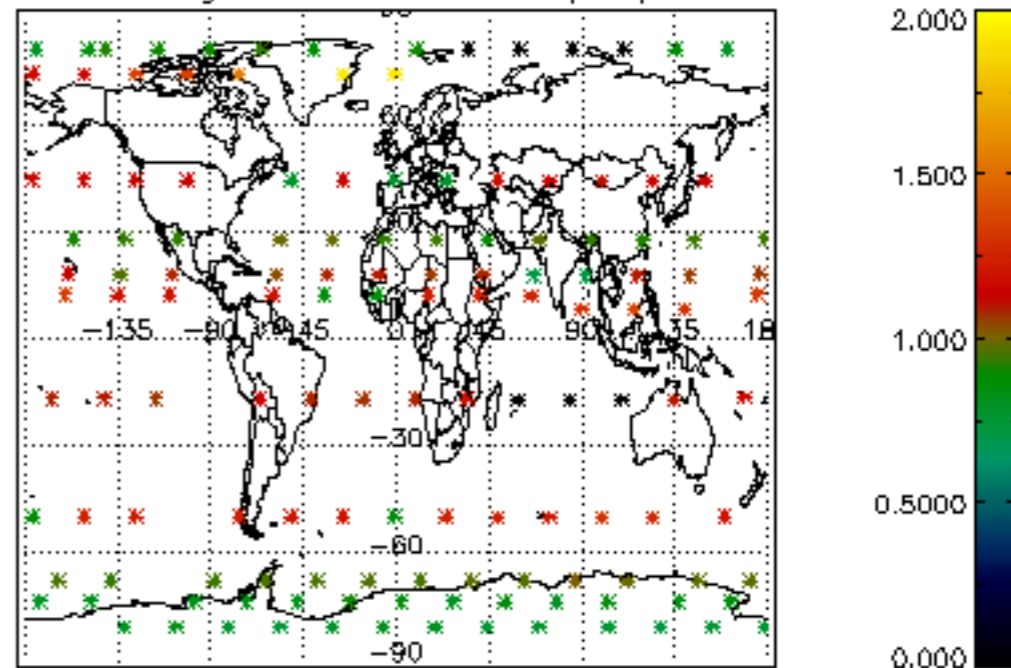
Percentage of saturation errors per profile



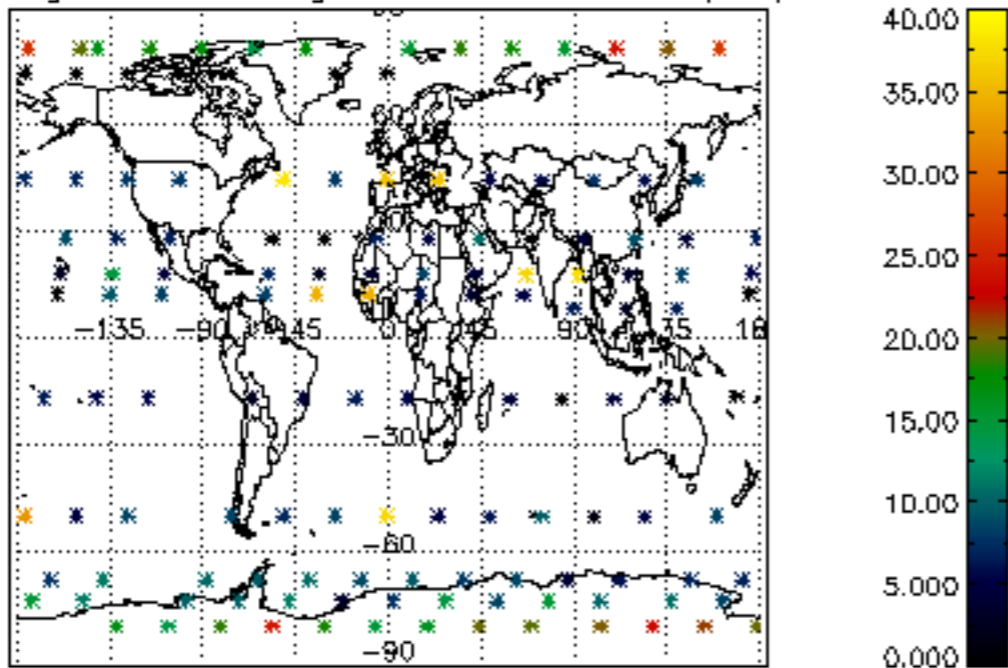
Percentage of cosmic ray hits per profile



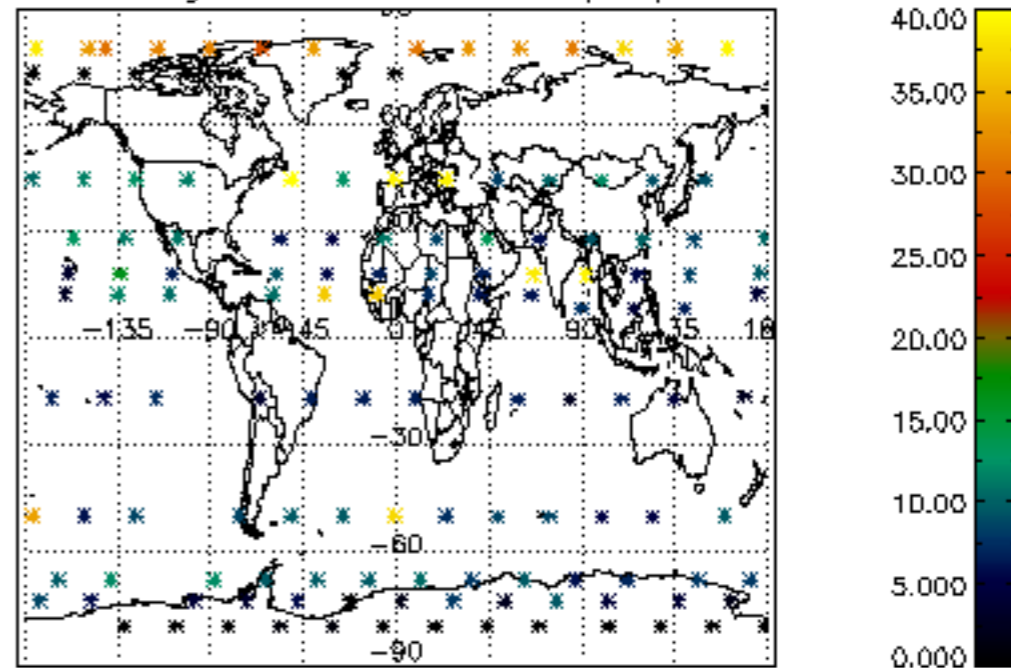
Percentage of datation errors per profile

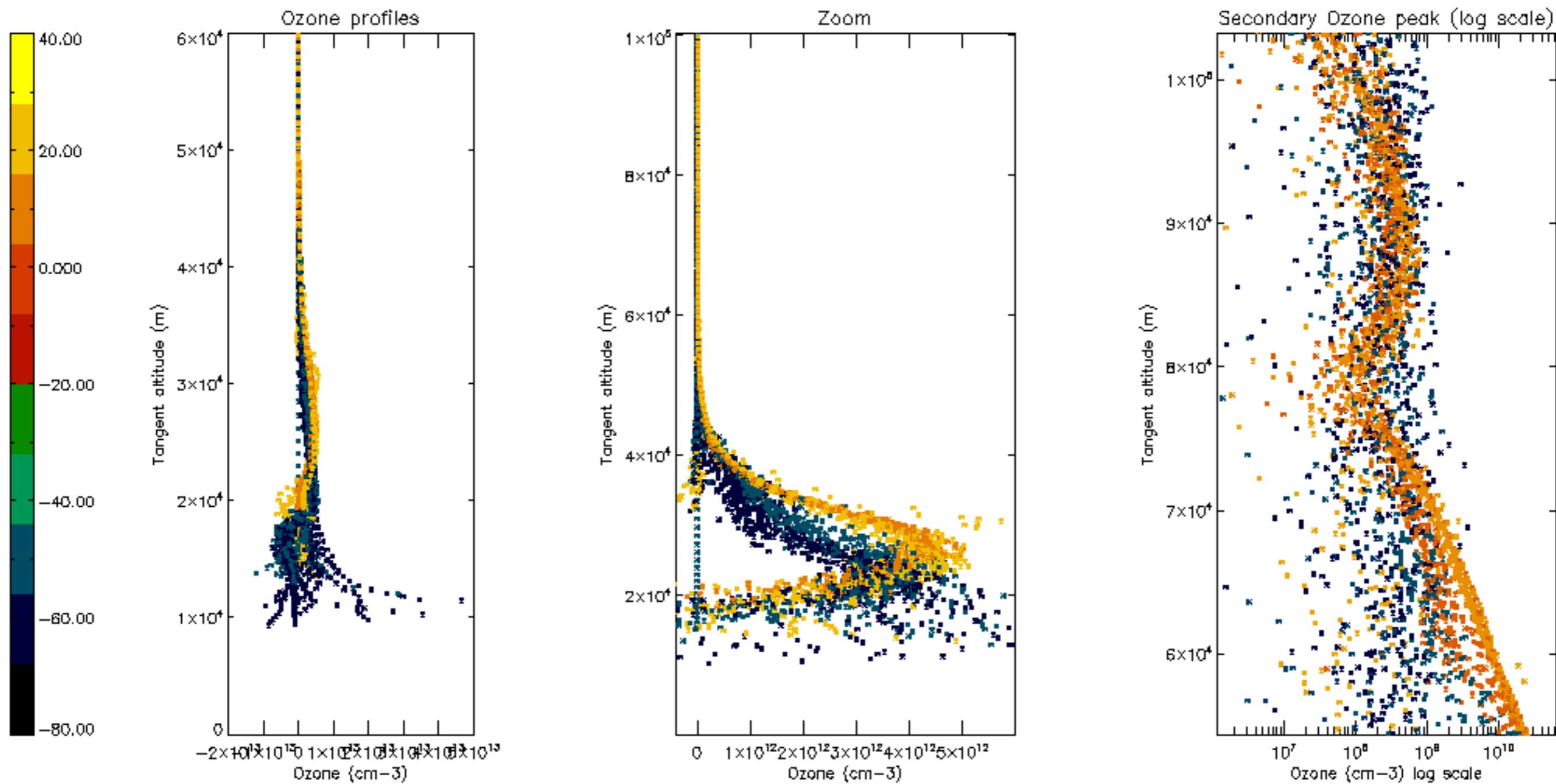


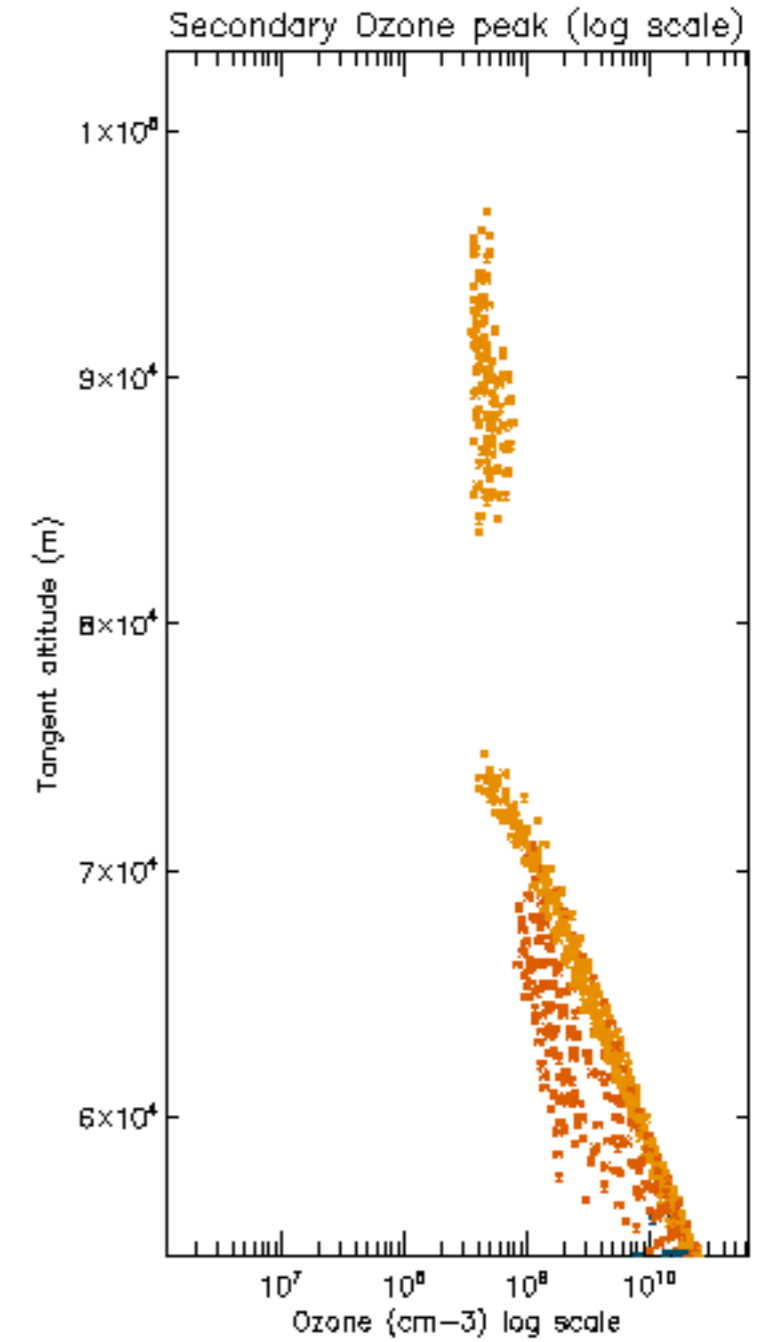
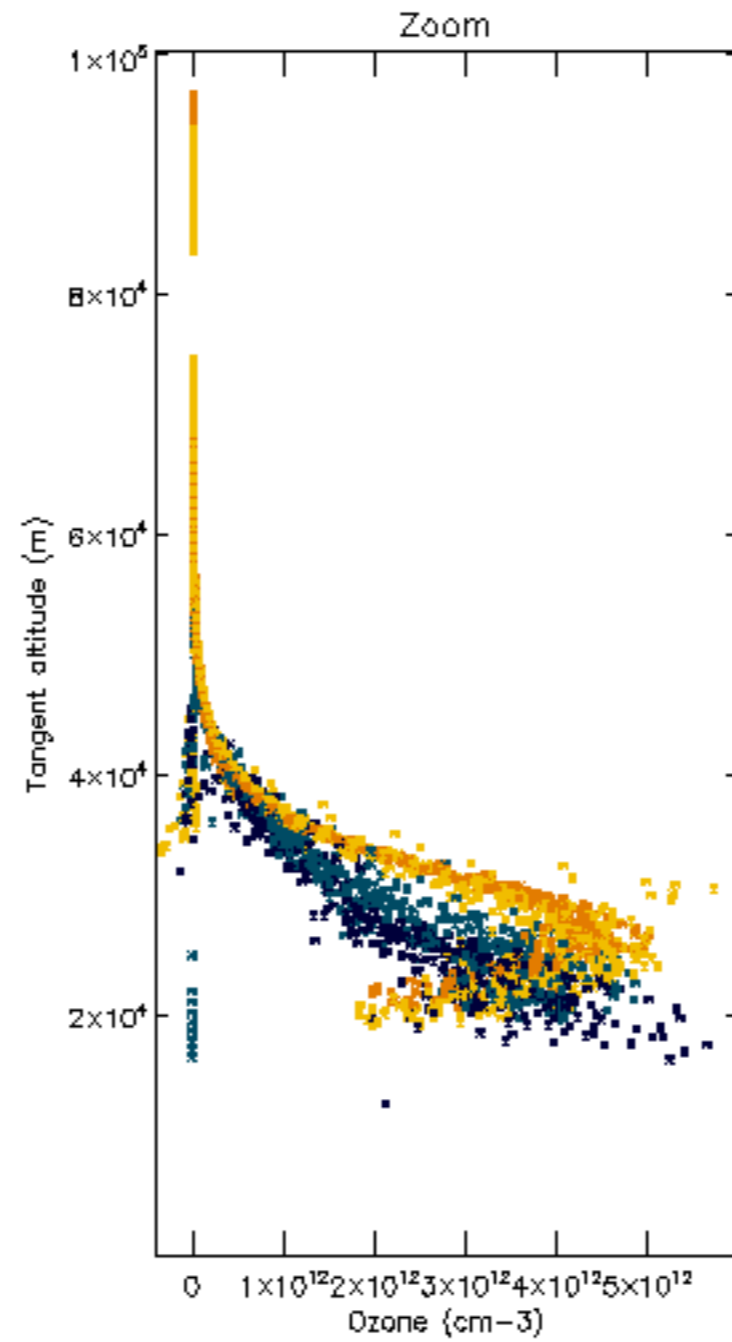
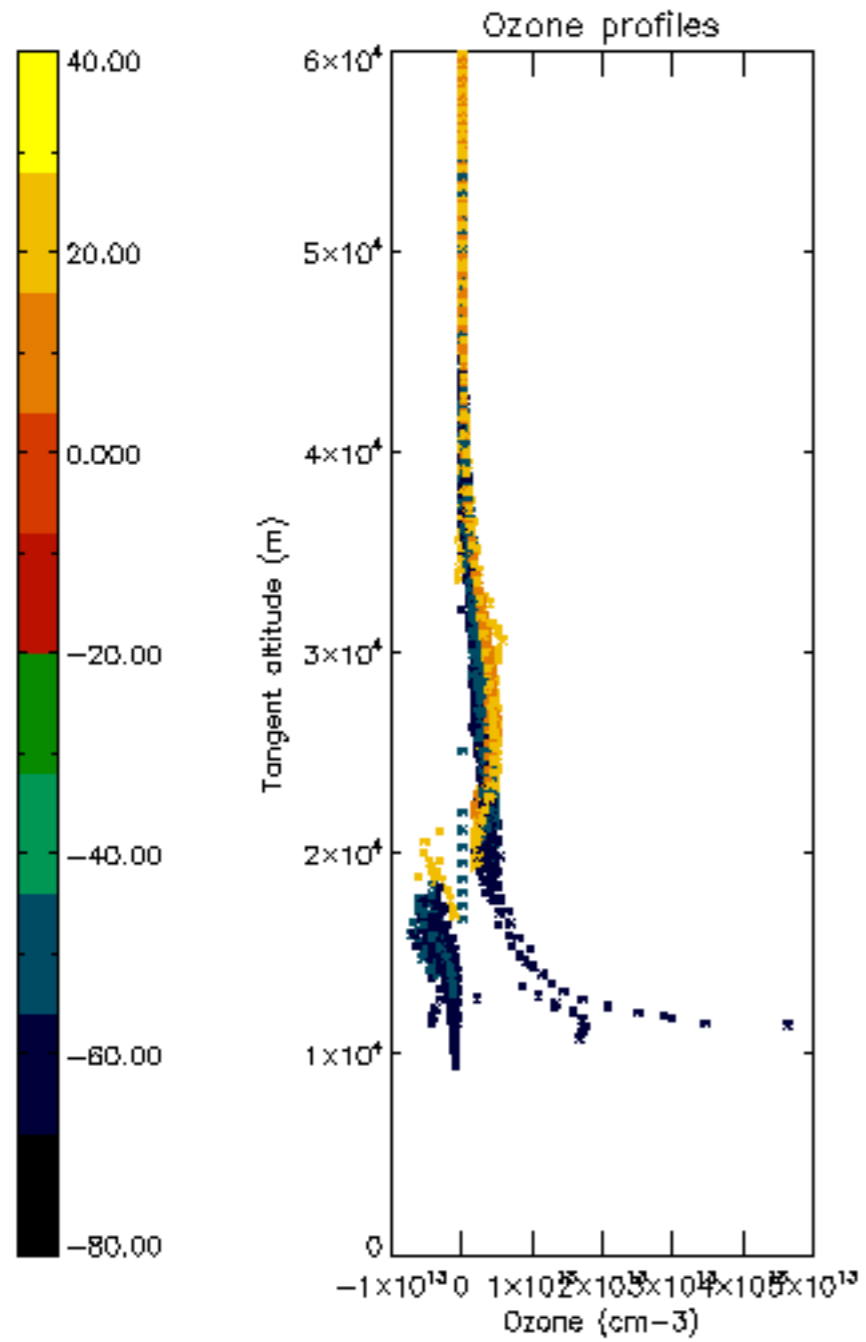
Percentage of star falling outside central band per profile

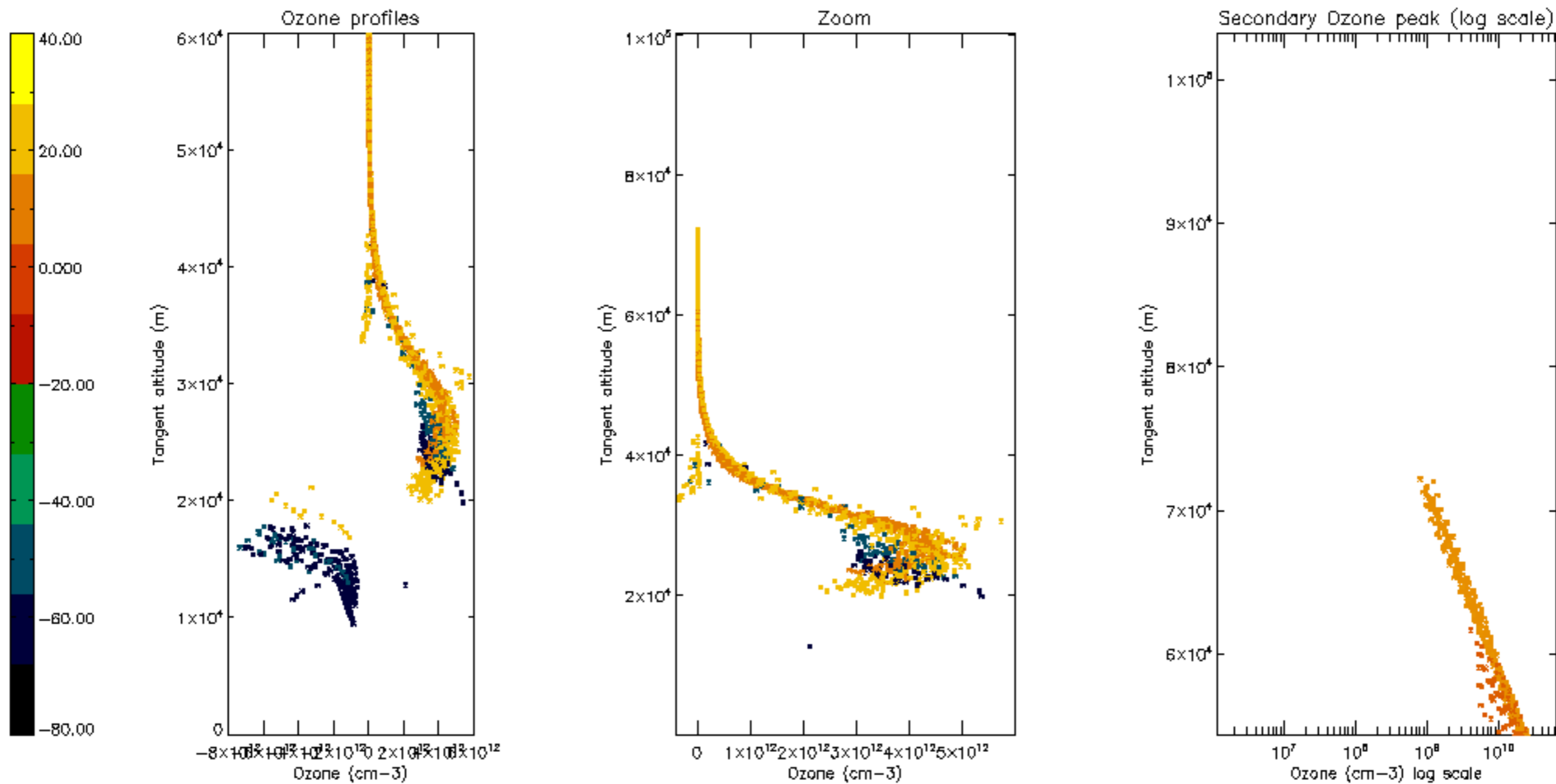


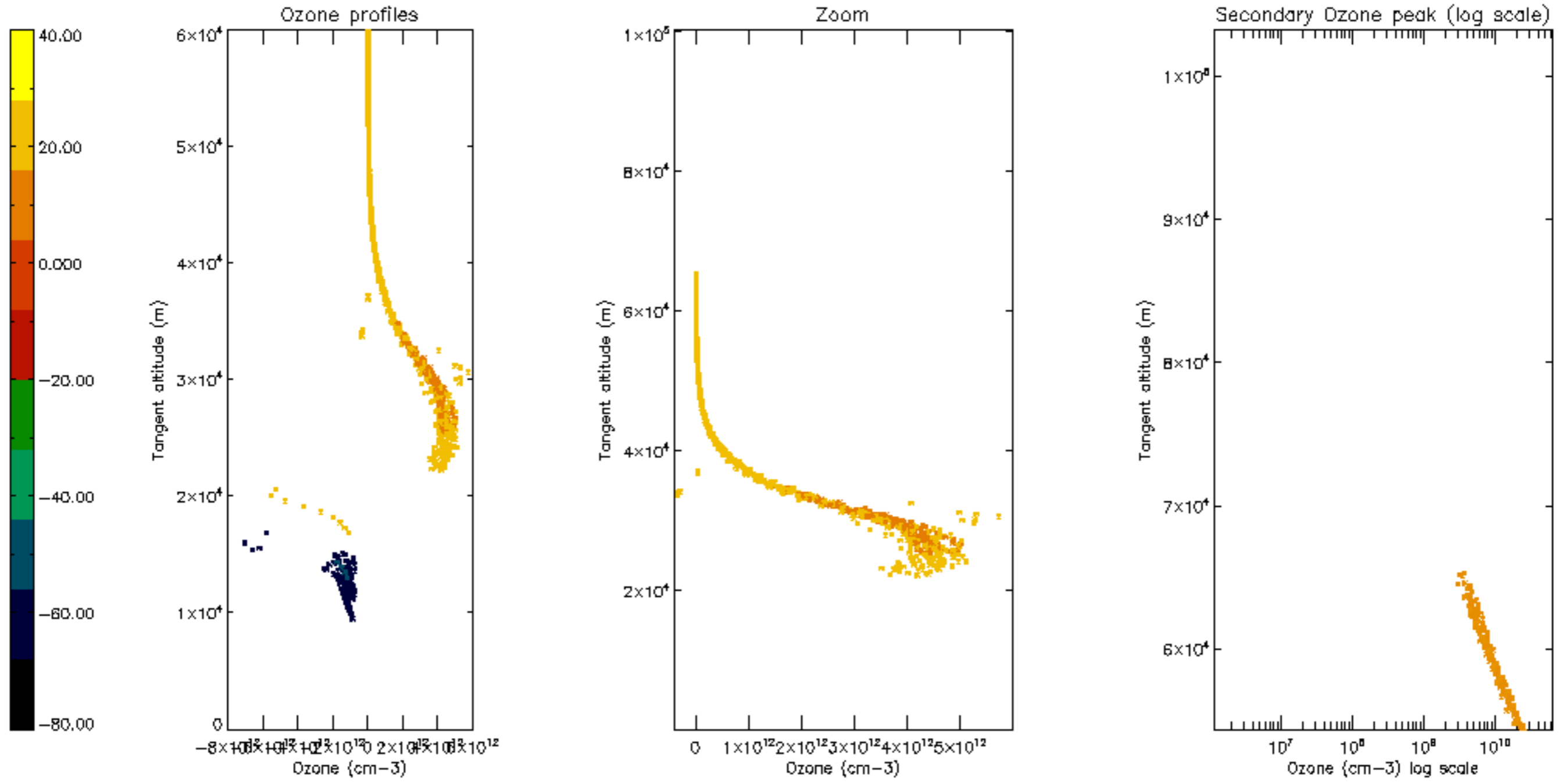
Percentage of saturation errors per profile

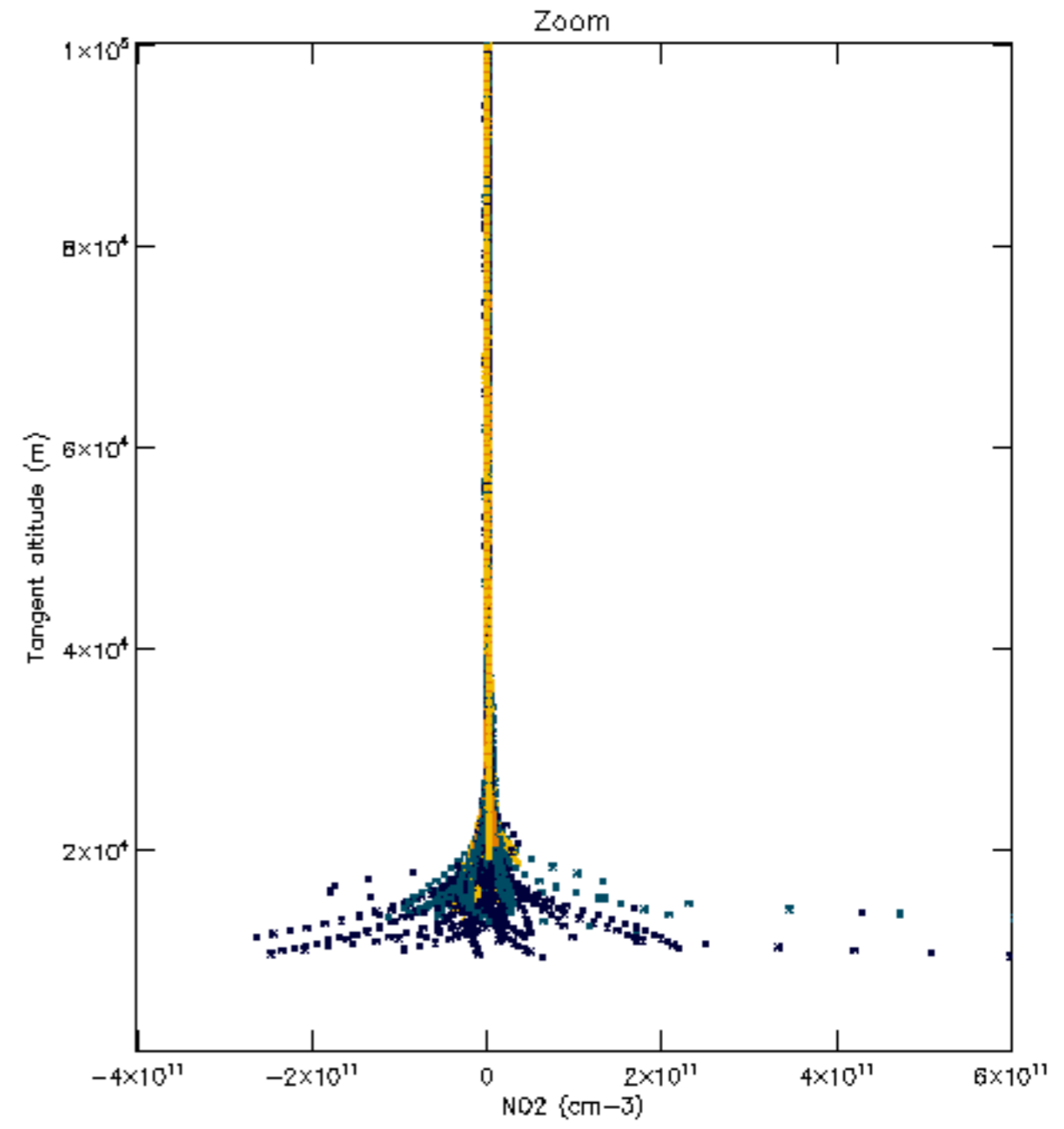
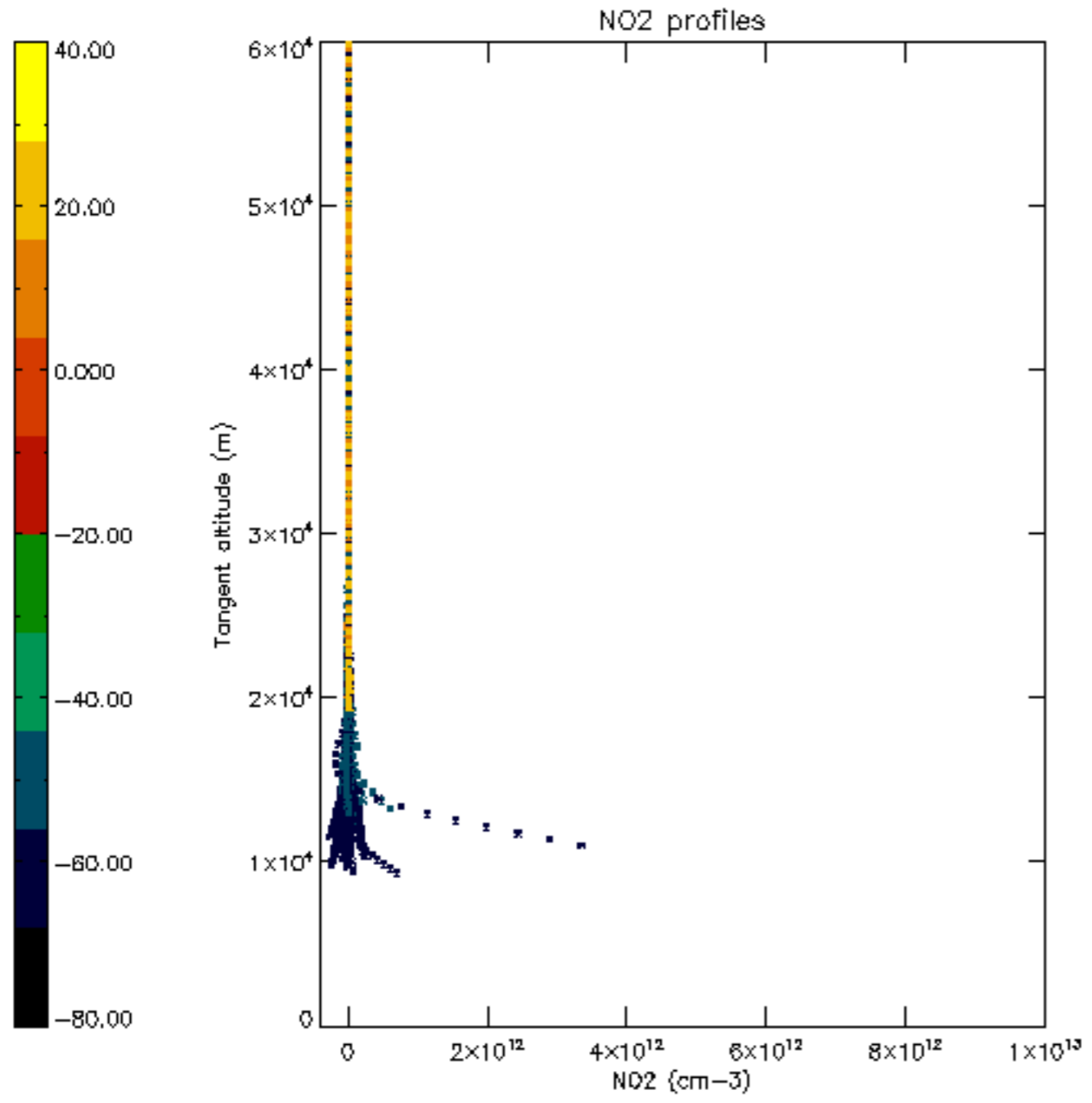


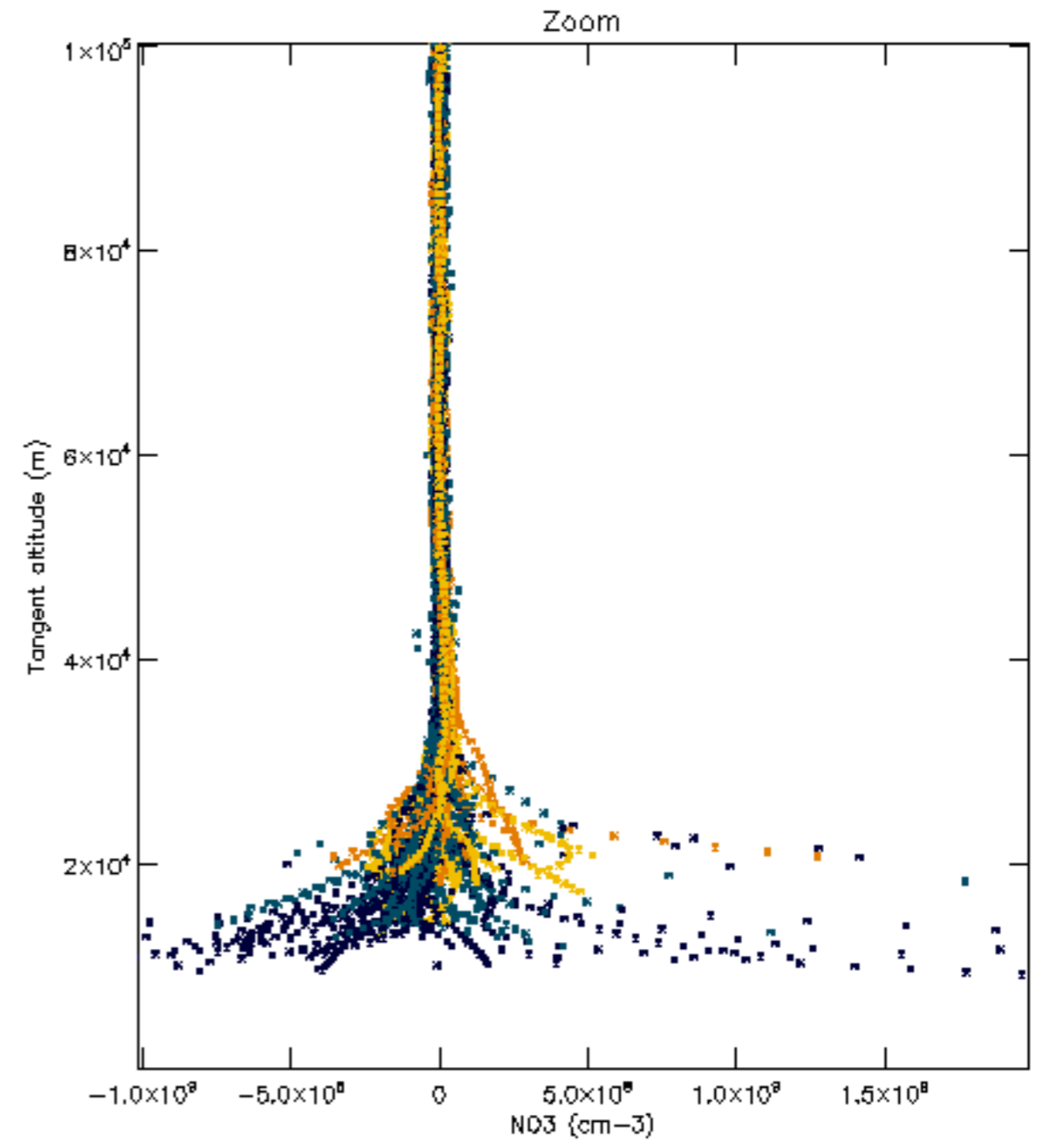
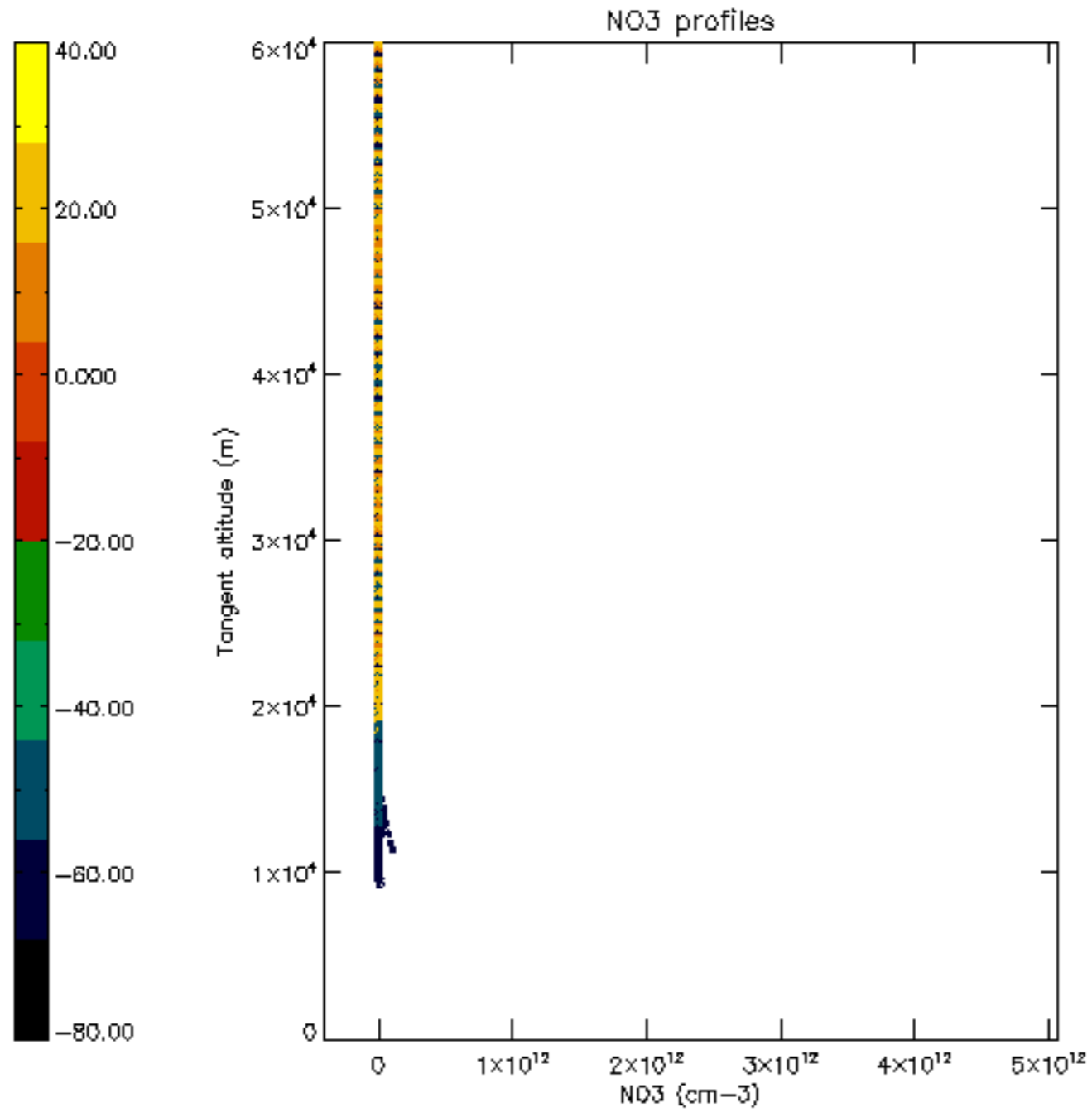


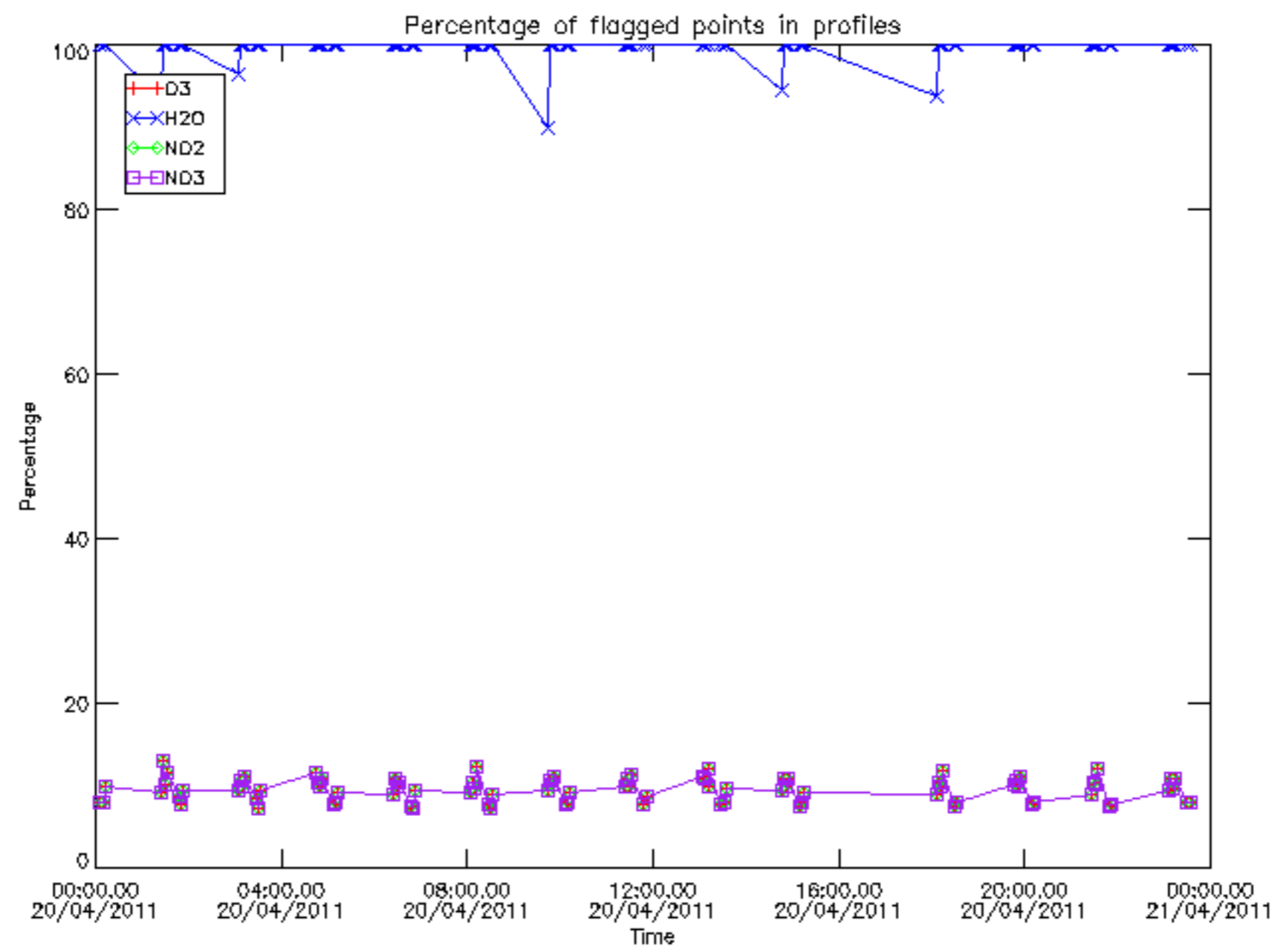




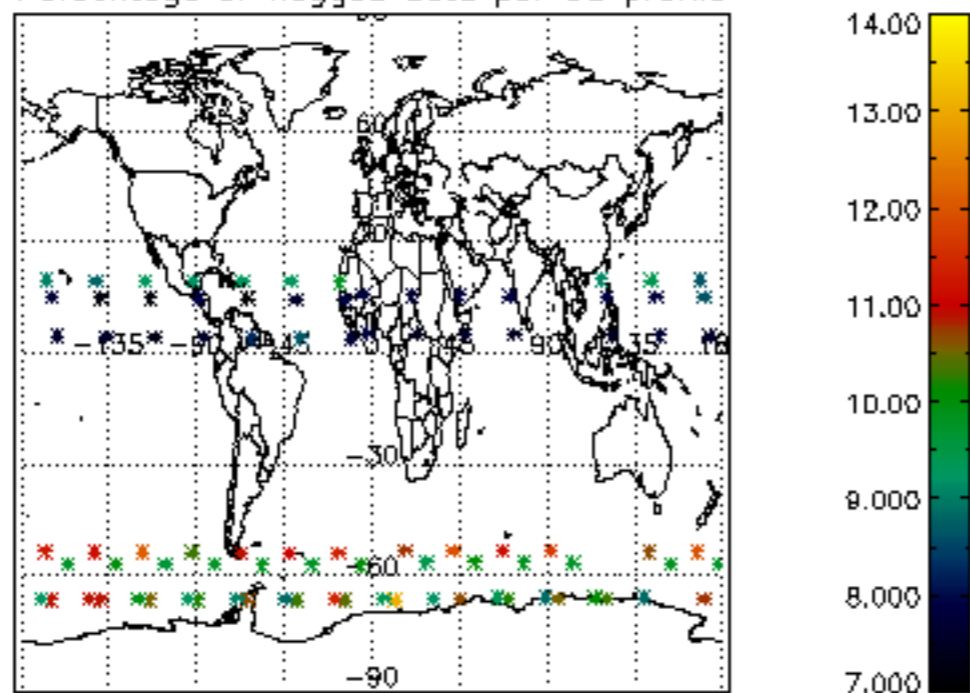




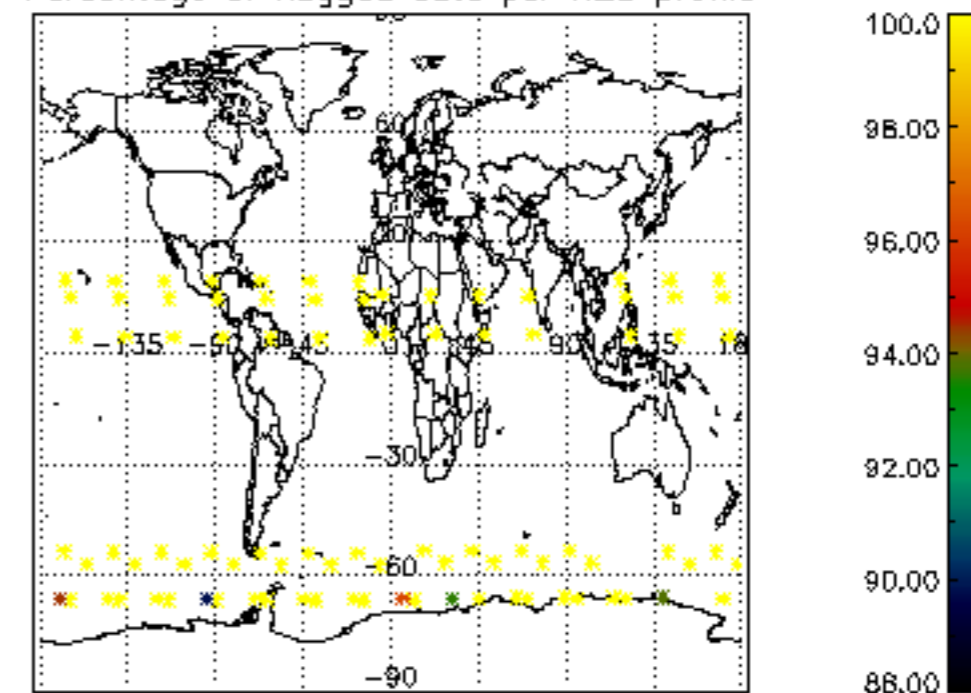




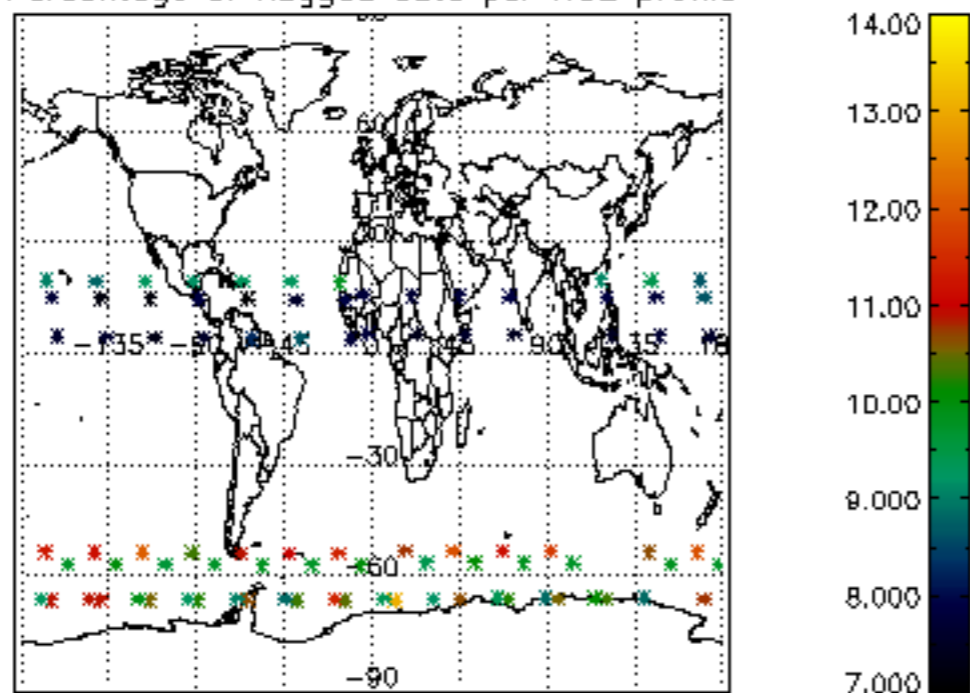
Percentage of flagged data per D3 profile



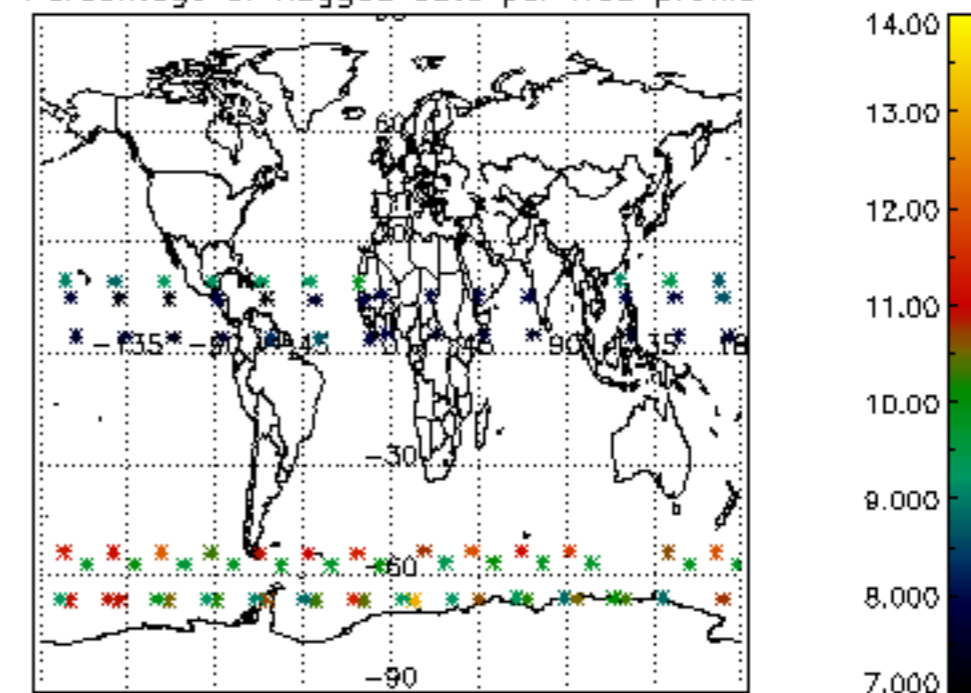
Percentage of flagged data per H2O profile

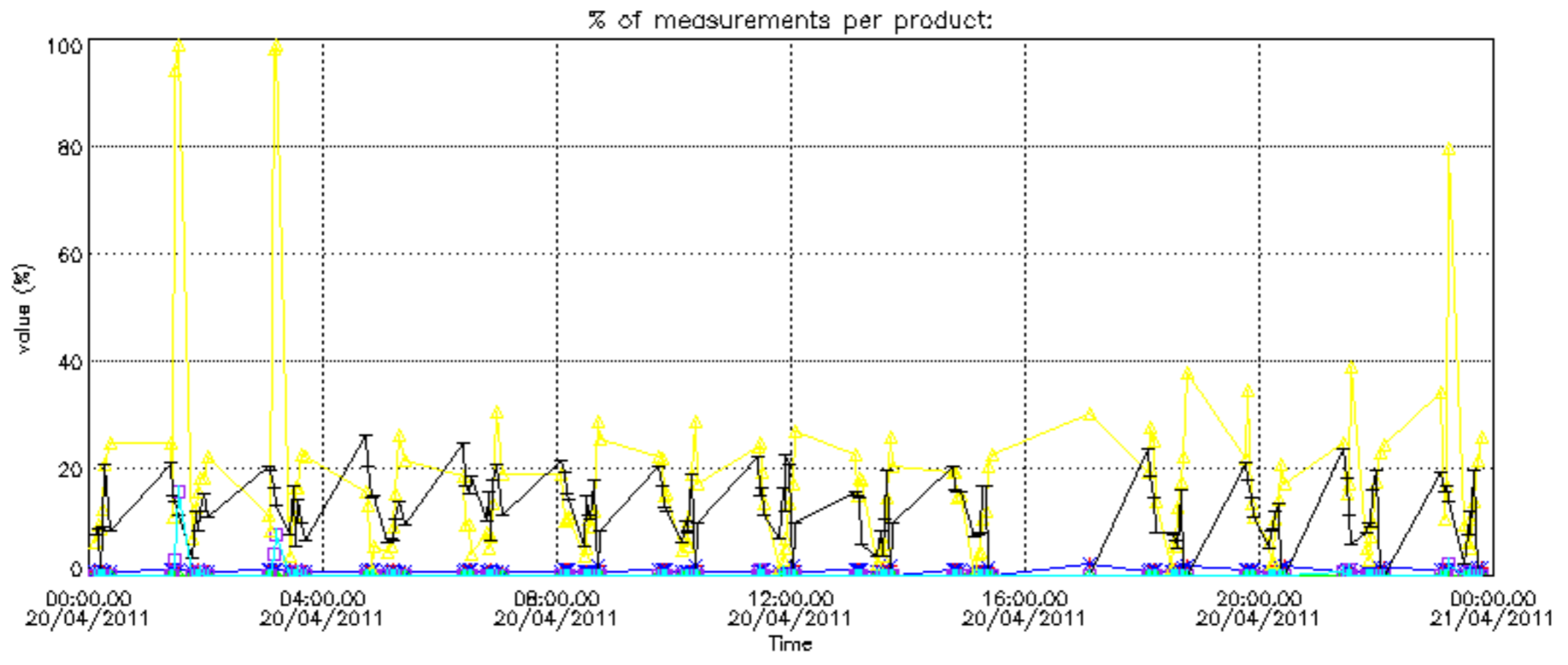


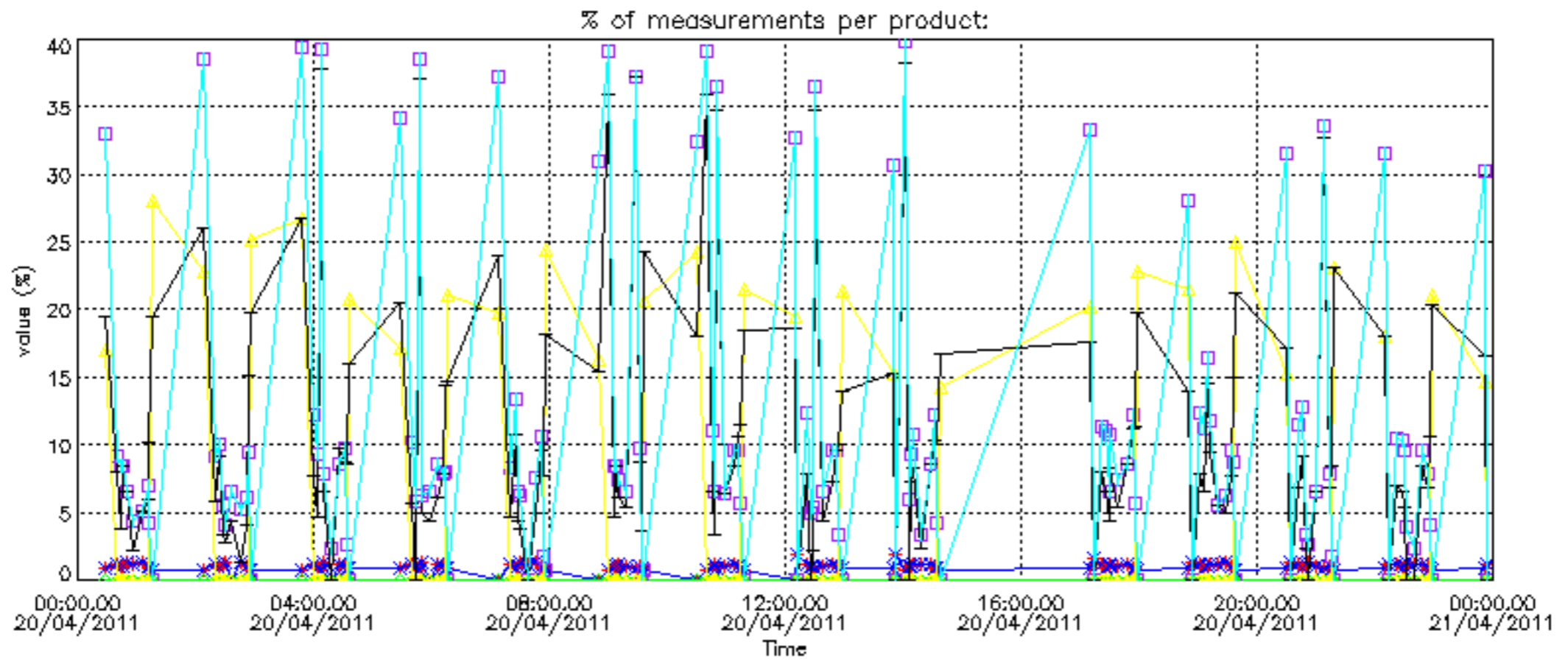
Percentage of flagged data per NO2 profile



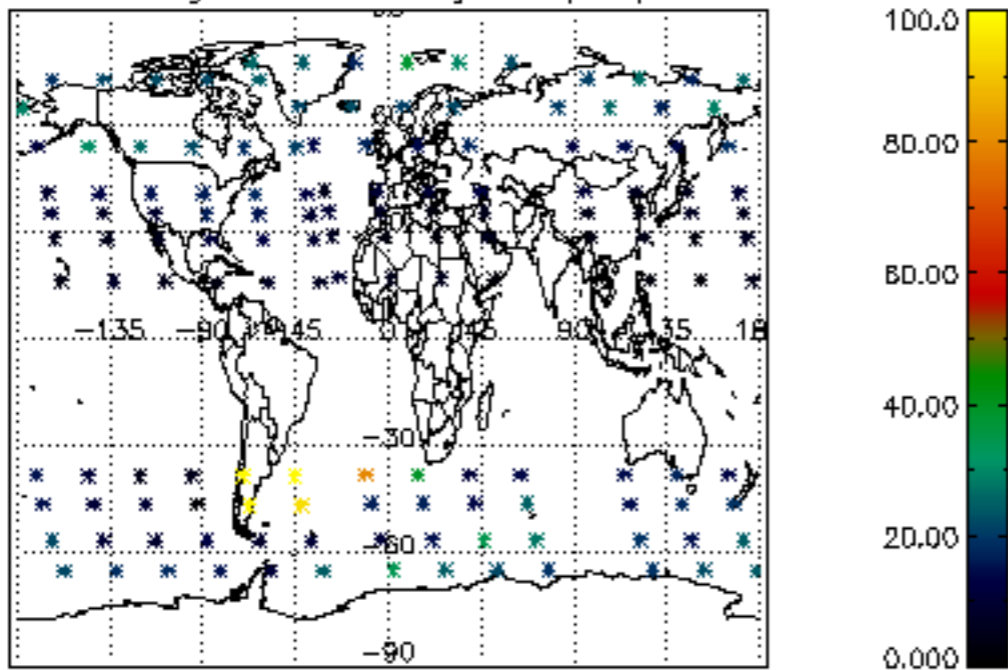
Percentage of flagged data per NO3 profile



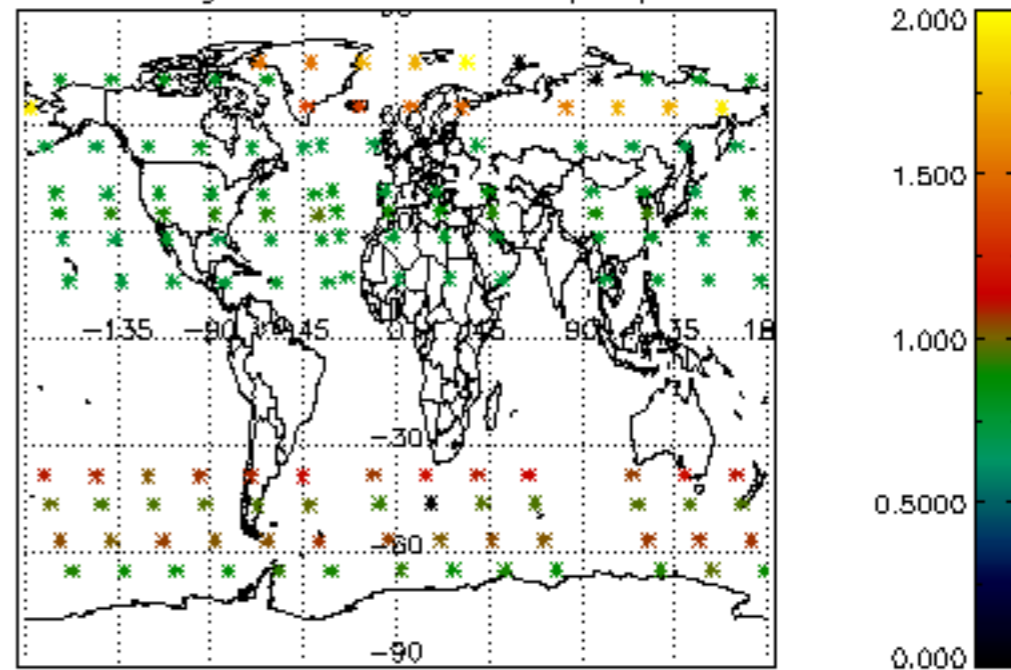




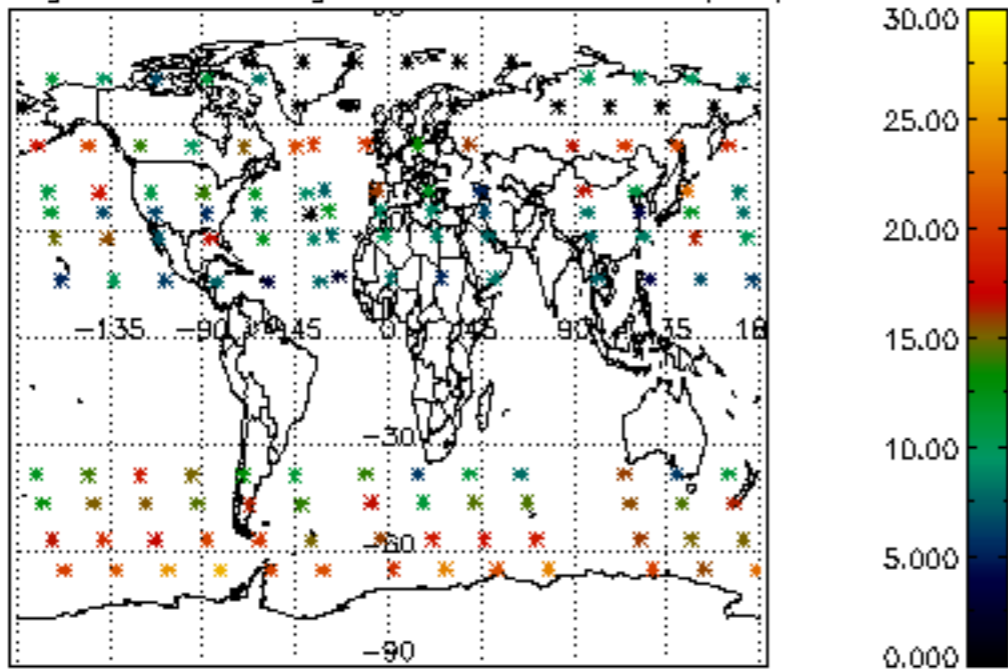
Percentage of cosmic ray hits per profile



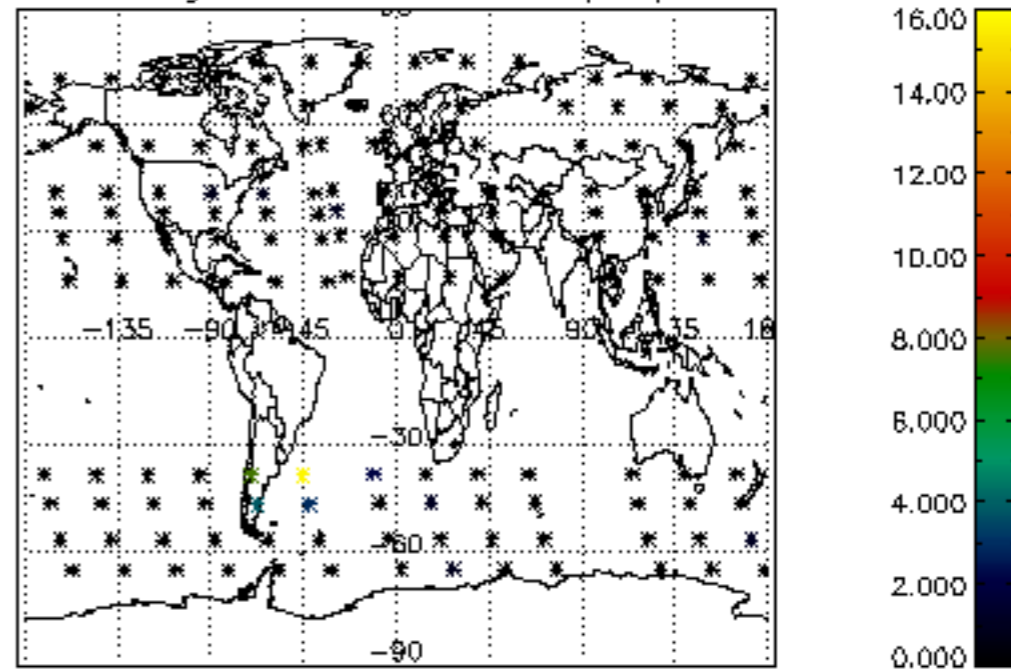
Percentage of datation errors per profile



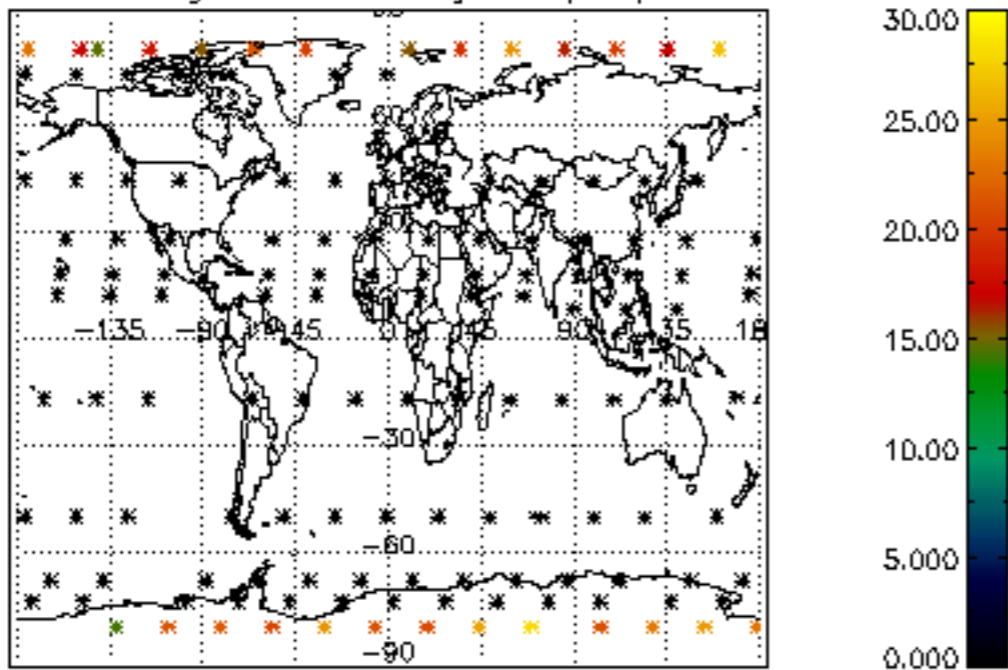
Percentage of star falling outside central band per profile



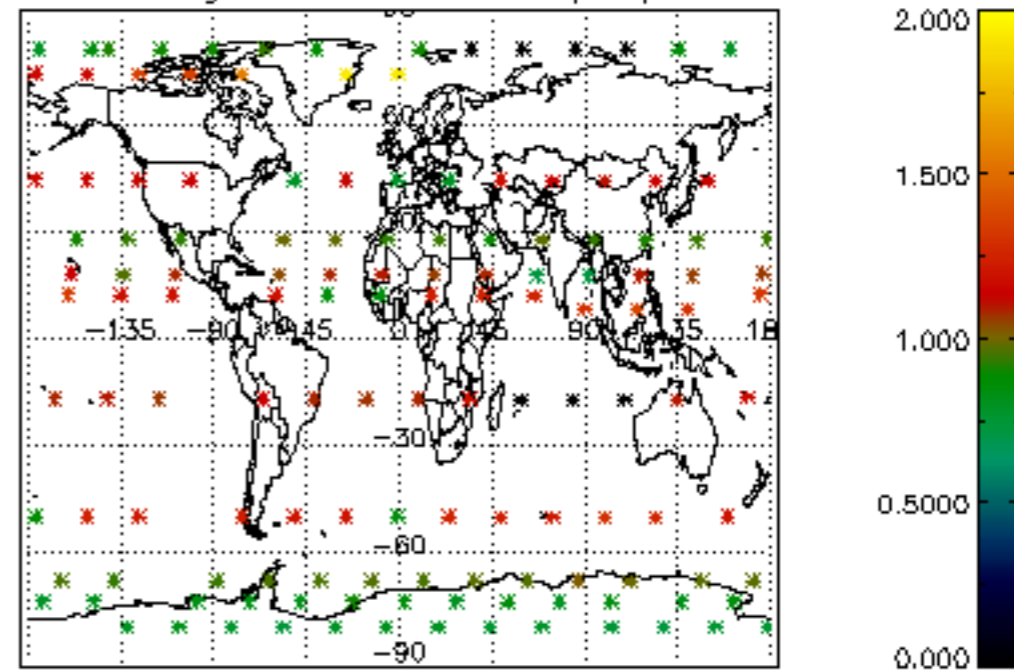
Percentage of saturation errors per profile



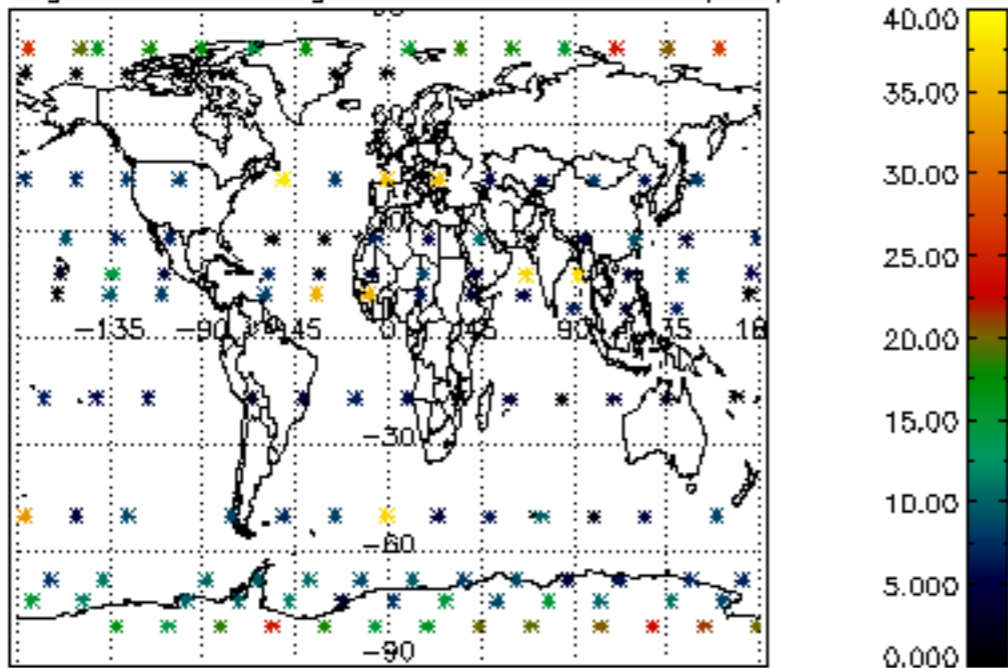
Percentage of cosmic ray hits per profile



Percentage of datation errors per profile



Percentage of star falling outside central band per profile



Percentage of saturation errors per profile

