

GOMOS Level 2 Daily Report

SUMMARY

[1. General Info](#)

[2. Summary of processed GOM_NL_2P products](#)

[3. Level 2 Quality information per product](#)

[3.1 Plot of level 2 quality information per product \(time dependant\)](#)

[3.2 Plot of level 2 quality information per product \(world map\)](#)

[4. Level 1 Quality information per product \(stored on level 2 products\)](#)

[4.1 Plot of level 1 quality information per product \(time dependant\)](#)

[4.1.1 Plot of level 1 quality information per product \(time dependant\): ASCENDING](#)

[4.1.2 Plot of level 1 quality information per product \(time dependant\): DESCENDING](#)

[4.2 Plot of level 1 quality information per product \(world map\)](#)

[4.2.1 Plot of level 1 quality information per product \(world map\): ASCENDING](#)

[4.2.2 Plot of level 1 quality information per product \(world map\): DESCENDING](#)

[5. Ozone profiles based on quality statistics and other trace gas profiles](#)

[5.1 Ozone statistics based on quality of products](#)

[5.2 Plot ozone profiles for all STD \(dark without errors\)](#)

[5.3 Plot ozone profiles where STD < 20% \(dark without errors\)](#)

[5.4. Plot ozone profiles where STD < 10% \(dark without errors\)](#)

[5.5. Plot ozone profiles where STD < 5% \(dark without errors\)](#)

[5.6 Plot NO2 profiles for all STD \(dark without errors\)](#)

[5.7 Plot NO3 profiles for all STD \(dark without errors\)](#)

[5.8 Plot H2O profiles \(only for occultations of stars 1,2,3,4,13,14,16,26,63 dark without errors\) for all STD](#)

[6. Auxiliary Data Files used for the production reported in section 2](#)

This report presents the daily analysis on parameters extracted from GOMOS level 2 data (GOM_NL__2P). It is intended to monitor some important parameters that will impact the quality of these products. A list of level 2 products (and content) that have arrived during the reporting day to the PCF is also given.

Item	Value
Time of report generation	24APR2013 12:31:25
Data source version	GOMOS/6.01
Start time of products	17-04-2011 (17APR2011 00:00:00)
Stop time of products	18-04-2011 (18APR2011 00:00:00)
Store outputs in DB	Yes
Nb of level 2 prods	318
Nb of prods with errors	0

2. Summary of processed GOM_NL__2P products.

Nr	Filename	UTC Start time	Limb	Duration	Star Id	Star Name	Star Mag	Star Temp	Nb Meas	Orbit	Prod. error
1	GOM_NL__2PRFIN20110417_000032_000000433101_00303_47731_4260.N1	17-APR-2011 00:00:32	Dark	43.000	142	49Del Cap	2.8500	8900.0	86	47731	No
2	GOM_NL__2PRFIN20110417_001456_000000673101_00304_47732_4251.N1	17-APR-2011 00:14:56	Dark	66.500	103	38Zet Sgr	2.6000	9700.0	133	47732	No
3	GOM_NL__2PRFIN20110417_001826_000000623101_00304_47732_4252.N1	17-APR-2011 00:18:26	Dark	61.500	38	20Eps Sgr	1.8360	11000.	123	47732	No
4	GOM_NL__2PRFIN20110417_002214_000000633101_00304_47732_4253.N1	17-APR-2011 00:22:14	Straylight	63.000	25	35Lam Sco	1.6200	28000.	126	47732	No
5	GOM_NL__2PRFIN20110417_002605_000000723101_00304_47732_4254.N1	17-APR-2011 00:26:05	Straylight	71.500	75	26Eps Sco	2.2910	4250.0	143	47732	No
6	GOM_NL__2PRFIN20110417_002918_000000433101_00304_47732_4255.N1	17-APR-2011 00:29:18	Straylight	43.000	81	Eta Cen	2.3560	28000.	86	47732	No
7	GOM_NL__2PRFIN20110417_003137_000000463101_00304_47732_4256.N1	17-APR-2011 00:31:37	Straylight	46.000	54	5The Cen	2.0550	4500.0	92	47732	No
8	GOM_NL__2PRFIN20110417_003745_000000653101_00304_47732_4257.N1	17-APR-2011 00:37:45	Bright	65.000	122	9Alp2Lib	2.7470	9700.0	130	47732	No
9	GOM_NL__2PRFIN20110417_003949_000000453101_00304_47732_4258.N1	17-APR-2011 00:39:49	Bright	44.500	15	67Alp Vir	0.97600	28000.	89	47732	No
10	GOM_NL__2PRFIN20110417_004633_000000393101_00304_47732_4259.N1	17-APR-2011 00:46:33	Bright	39.000	138	47Eps Vir	2.8280	4700.0	78	47732	No
11	GOM_NL__2PRFIN20110417_004945_000000463101_00304_47732_4260.N1	17-APR-2011 00:49:45	Bright	45.500	111	8Eta Boo	2.6800	6000.0	91	47732	No
12	GOM_NL__2PRFIN20110417_005434_000000393101_00304_47732_4261.N1	17-APR-2011 00:54:34	Bright	39.000	152	12Alp2CVn	2.8900	11000.	78	47732	No
13	GOM_NL__2PRFIN20110417_005728_000000483101_00304_47732_4262.N1	17-APR-2011 00:57:28	Bright	48.000	180	27Gam Boo	3.0400	8000.0	96	47732	No
14	GOM_NL__2PRFIN20110417_005933_000000553101_00304_47732_4263.N1	17-APR-2011 00:59:33	Bright	55.000	32	77Eps UMa	1.7630	11000.	110	47732	No
15	GOM_NL__2PRFIN20110417_010555_000000363101_00304_47732_4264.N1	17-APR-2011 01:05:55	Bright	35.500	60	7Bet UMi	2.0810	3950.0	71	47732	No
16	GOM_NL__2PRFIN20110417_011601_000000403101_00304_47732_4265.N1	17-APR-2011 01:16:01	Bright	39.500	89	5Alp Cep	2.4510	8000.0	79	47732	No
17	GOM_NL__2PRFIN20110417_012115_000000503101_00304_47732_4266.N1	17-APR-2011 01:21:15	Bright	49.500	19	50Alp Cyg	1.2460	10500.	99	47732	No
18	GOM_NL__2PRFIN20110417_012302_000000553101_00304_47732_4267.N1	17-APR-2011 01:23:02	Bright	55.000	66	37Gam Cyg	2.2080	5900.0	110	47732	No
19	GOM_NL__2PRFIN20110417_012540_000000553101_00304_47732_4268.N1	17-APR-2011 01:25:40	Bright	55.000	92	53Eps Cyg	2.5000	4500.0	110	47732	No
20	GOM_NL__2PRFIN20110417_013315_000000533101_00304_47732_4269.N1	17-APR-2011 01:33:15	Dark	53.000	61	8Eps Peg	2.1000	3900.0	106	47732	No
21	GOM_NL__2PRFIN20110417_013543_000000453101_00304_47732_4270.N1	17-APR-2011 01:35:43	Dark	44.500	162	34Alp Aqr	2.9440	5350.0	89	47732	No
22	GOM_NL__2PRFIN20110417_013825_000000513101_00304_47732_4271.N1	17-APR-2011 01:38:25	Dark	51.000	154	22Bet Aqr	2.8990	5700.0	102	47732	No
23	GOM_NL__2PRFIN20110417_014046_000000463101_00304_47732_4272.N1	17-APR-2011 01:40:46	Dark	46.000	142	49Del Cap	2.8500	8900.0	92	47732	No
24	GOM_NL__2PRFIN20110417_015511_000000653101_00305_47733_4263.N1	17-APR-2011 01:55:11	Dark	64.500	103	38Zet Sgr	2.6000	9700.0	129	47733	No
25	GOM_NL__2PRFIN20110417_015841_000000643101_00305_47733_4264.N1	17-APR-2011 01:58:41	Dark	63.500	38	20Eps Sgr	1.8360	11000.	127	47733	No
26	GOM_NL__2PRFIN20110417_020230_000000633101_00305_47733_4265.N1	17-APR-2011 02:02:30	Straylight	62.500	25	35Lam Sco	1.6200	28000.	125	47733	No
27	GOM_NL__2PRFIN20110417_020620_000000683101_00305_47733_4266.N1	17-APR-2011 02:06:20	Straylight	67.500	75	26Eps Sco	2.2910	4250.0	135	47733	No
28	GOM_NL__2PRFIN20110417_020932_000000453101_00305_47733_4267.N1	17-APR-2011 02:09:32	Straylight	44.500	81	Eta Cen	2.3560	28000.	89	47733	No
29	GOM_NL__2PRFIN20110417_021151_000000473101_00305_47733_4268.N1	17-APR-2011 02:11:51	Straylight	46.500	54	5The Cen	2.0550	4500.0	93	47733	No
30	GOM_NL__2PRFIN20110417_021759_000000583101_00305_47733_4269.N1	17-APR-2011 02:17:59	Bright	58.000	122	9Alp2Lib	2.7470	9700.0	116	47733	No
31	GOM_NL__2PRFIN20110417_022003_000000453101_00305_47733_4270.N1	17-APR-2011 02:20:03	Bright	44.500	15	67Alp Vir	0.97600	28000.	89	47733	No
32	GOM_NL__2PRFIN20110417_022647_000000393101_00305_47733_4271.N1	17-APR-2011 02:26:47	Bright	38.500	138	47Eps Vir	2.8280	4700.0	77	47733	No
33	GOM_NL__2PRFIN20110417_022958_000000463101_00305_47733_4272.N1	17-APR-2011 02:29:58	Bright	45.500	111	8Eta Boo	2.6800	6000.0	91	47733	No
34	GOM_NL__2PRFIN20110417_023448_000000383101_00305_47733_4273.N1	17-APR-2011 02:34:48	Bright	38.000	152	12Alp2CVn	2.8900	11000.	76	47733	No
35	GOM_NL__2PRFIN20110417_023742_000000473101_00305_47733_4274.N1	17-APR-2011 02:37:42	Bright	47.000	180	27Gam Boo	3.0400	8000.0	94	47733	No
36	GOM_NL__2PRFIN20110417_023947_000000383101_00305_47733_4275.N1	17-APR-2011 02:39:47	Bright	37.500	32	77Eps UMa	1.7630	11000.	75	47733	No
37	GOM_NL__2PRFIN20110417_024609_000000413101_00305_47733_4276.N1	17-APR-2011 02:46:09	Bright	40.500	60	7Bet UMi	2.0810	3950.0	81	47733	No
38	GOM_NL__2PRFIN20110417_025615_000000403101_00305_47733_4277.N1	17-APR-2011 02:56:15	Bright	39.500	89	5Alp Cep	2.4510	8000.0	79	47733	No
39	GOM_NL__2PRFIN20110417_030129_000000503101_00305_47733_4278.N1	17-APR-2011 03:01:29	Bright	50.000	19	50Alp Cyg	1.2460	10500.	100	47733	No
40	GOM_NL__2PRFIN20110417_030316_000000553101_00305_47733_4279.N1	17-APR-2011 03:03:16	Bright	54.500	66	37Gam Cyg	2.2080	5900.0	109	47733	No
41	GOM_NL__2PRFIN20110417_030554_000000573101_00305_47733_4280.N1	17-APR-2011 03:05:54	Bright	57.000	92	53Eps Cyg	2.5000	4500.0	114	47733	No
42	GOM_NL__2PRFIN20110417_031329_000000523101_00305_47733_4281.N1	17-APR-2011 03:13:29	Dark	51.500	61	8Eps Peg	2.1000	3900.0	103	47733	No

43	GOM_NL__2PRFIN20110417_031557_000000473101_00305_47733_4282.N1	17-APR-2011 03:15:57	Dark	46.500	162	34Alp Aqr	2.9440	5350.0	93	47733	No
44	GOM_NL__2PRFIN20110417_031840_000000523101_00305_47733_4283.N1	17-APR-2011 03:18:40	Dark	51.500	154	22Bet Aqr	2.8990	5700.0	103	47733	No
45	GOM_NL__2PRFIN20110417_032101_000000463101_00305_47733_4284.N1	17-APR-2011 03:21:01	Dark	46.000	142	49Del Cap	2.8500	8900.0	92	47733	No
46	GOM_NL__2PRFIN20110417_033527_000000663101_00306_47734_4283.N1	17-APR-2011 03:35:27	Dark	65.500	103	38Zet Sgr	2.6000	9700.0	131	47734	No
47	GOM_NL__2PRFIN20110417_033856_000000633101_00306_47734_4284.N1	17-APR-2011 03:38:56	Dark	63.000	38	20Eps Sgr	1.8360	11000.	126	47734	No
48	GOM_NL__2PRFIN20110417_034245_000000613101_00306_47734_4285.N1	17-APR-2011 03:42:45	Straylight	60.500	25	35Lam Sco	1.6200	28000.	121	47734	No
49	GOM_NL__2PRFIN20110417_034636_000000663101_00306_47734_4286.N1	17-APR-2011 03:46:36	Straylight	65.500	75	26Eps Sco	2.2910	4250.0	131	47734	No
50	GOM_NL__2PRFIN20110417_034947_000000453101_00306_47734_4287.N1	17-APR-2011 03:49:47	Straylight	45.000	81	Eta Cen	2.3560	28000.	90	47734	No
51	GOM_NL__2PRFIN20110417_035206_000000463101_00306_47734_4288.N1	17-APR-2011 03:52:06	Straylight	46.000	54	5The Cen	2.0550	4500.0	92	47734	No
52	GOM_NL__2PRFIN20110417_035813_000000633101_00306_47734_4289.N1	17-APR-2011 03:58:13	Bright	62.500	122	9Alp2Lib	2.7470	9700.0	125	47734	No
53	GOM_NL__2PRFIN20110417_040017_000000433101_00306_47734_4290.N1	17-APR-2011 04:00:17	Bright	42.500	15	67Alp Vir	0.97600	28000.	85	47734	No
54	GOM_NL__2PRFIN20110417_040701_000000393101_00306_47734_4291.N1	17-APR-2011 04:07:01	Bright	38.500	138	47Eps Vir	2.8280	4700.0	77	47734	No
55	GOM_NL__2PRFIN20110417_041012_000000463101_00306_47734_4292.N1	17-APR-2011 04:10:12	Bright	46.000	111	8Eta Boo	2.6800	6000.0	92	47734	No
56	GOM_NL__2PRFIN20110417_041502_000000373101_00306_47734_4293.N1	17-APR-2011 04:15:02	Bright	36.500	152	12Alp2CVn	2.8900	11000.	73	47734	No
57	GOM_NL__2PRFIN20110417_041755_000000473101_00306_47734_4294.N1	17-APR-2011 04:17:55	Bright	47.000	180	27Gam Boo	3.0400	8000.0	94	47734	No
58	GOM_NL__2PRFIN20110417_042001_000000363101_00306_47734_4295.N1	17-APR-2011 04:20:01	Bright	36.000	32	77Eps UMa	1.7630	11000.	72	47734	No
59	GOM_NL__2PRFIN20110417_042622_000000403101_00306_47734_4296.N1	17-APR-2011 04:26:22	Bright	40.000	60	7Bet UMi	2.0810	3950.0	80	47734	No
60	GOM_NL__2PRFIN20110417_043629_000000403101_00306_47734_4297.N1	17-APR-2011 04:36:29	Bright	39.500	89	5Alp Cep	2.4510	8000.0	79	47734	No
61	GOM_NL__2PRFIN20110417_044143_000000503101_00306_47734_4298.N1	17-APR-2011 04:41:43	Bright	50.000	19	50Alp Cyg	1.2460	10500.	100	47734	No
62	GOM_NL__2PRFIN20110417_044330_000000563101_00306_47734_4299.N1	17-APR-2011 04:43:30	Bright	56.000	66	37Gam Cyg	2.2080	5900.0	112	47734	No
63	GOM_NL__2PRFIN20110417_044609_000000583101_00306_47734_4300.N1	17-APR-2011 04:46:09	Bright	58.000	92	53Eps Cyg	2.5000	4500.0	116	47734	No
64	GOM_NL__2PRFIN20110417_045344_000000563101_00306_47734_4301.N1	17-APR-2011 04:53:44	Dark	56.000	61	8Eps Peg	2.1000	3900.0	112	47734	No
65	GOM_NL__2PRFIN20110417_045612_000000443101_00306_47734_4302.N1	17-APR-2011 04:56:12	Dark	44.000	162	34Alp Aqr	2.9440	5350.0	88	47734	No
66	GOM_NL__2PRFIN20110417_045854_000000513101_00306_47734_4303.N1	17-APR-2011 04:58:54	Dark	51.000	154	22Bet Aqr	2.8990	5700.0	102	47734	No
67	GOM_NL__2PRFIN20110417_050116_000000453101_00306_47734_4304.N1	17-APR-2011 05:01:16	Dark	45.000	142	49Del Cap	2.8500	8900.0	90	47734	No
68	GOM_NL__2PRFIN20110417_051543_000000633101_00307_47735_4294.N1	17-APR-2011 05:15:43	Dark	62.500	103	38Zet Sgr	2.6000	9700.0	125	47735	No
69	GOM_NL__2PRFIN20110417_051912_000000673101_00307_47735_4295.N1	17-APR-2011 05:19:12	Dark	67.000	38	20Eps Sgr	1.8360	11000.	134	47735	No
70	GOM_NL__2PRFIN20110417_052300_000000663101_00307_47735_4296.N1	17-APR-2011 05:23:00	Straylight	65.500	25	35Lam Sco	1.6200	28000.	131	47735	No
71	GOM_NL__2PRFIN20110417_052651_000000703101_00307_47735_4297.N1	17-APR-2011 05:26:51	Straylight	69.500	75	26Eps Sco	2.2910	4250.0	139	47735	No
72	GOM_NL__2PRFIN20110417_053001_000000433101_00307_47735_4298.N1	17-APR-2011 05:30:01	Straylight	43.000	81	Eta Cen	2.3560	28000.	86	47735	No
73	GOM_NL__2PRFIN20110417_053220_000000523101_00307_47735_4299.N1	17-APR-2011 05:32:20	Straylight	52.000	54	5The Cen	2.0550	4500.0	104	47735	No
74	GOM_NL__2PRFIN20110417_053828_000000653101_00307_47735_4300.N1	17-APR-2011 05:38:28	Bright	64.500	122	9Alp2Lib	2.7470	9700.0	129	47735	No
75	GOM_NL__2PRFIN20110417_054031_000000433101_00307_47735_4301.N1	17-APR-2011 05:40:31	Bright	42.500	15	67Alp Vir	0.97600	28000.	85	47735	No
76	GOM_NL__2PRFIN20110417_054715_000000413101_00307_47735_4302.N1	17-APR-2011 05:47:15	Bright	40.500	138	47Eps Vir	2.8280	4700.0	81	47735	No
77	GOM_NL__2PRFIN20110417_055026_000000473101_00307_47735_4303.N1	17-APR-2011 05:50:26	Bright	46.500	111	8Eta Boo	2.6800	6000.0	93	47735	No
78	GOM_NL__2PRFIN20110417_055516_000000393101_00307_47735_4304.N1	17-APR-2011 05:55:16	Bright	38.500	152	12Alp2CVn	2.8900	11000.	77	47735	No
79	GOM_NL__2PRFIN20110417_055808_000000463101_00307_47735_4305.N1	17-APR-2011 05:58:08	Bright	46.000	180	27Gam Boo	3.0400	8000.0	92	47735	No
80	GOM_NL__2PRFIN20110417_060015_000000383101_00307_47735_4306.N1	17-APR-2011 06:00:15	Bright	38.000	32	77Eps UMa	1.7630	11000.	76	47735	No
81	GOM_NL__2PRFIN20110417_060636_000000393101_00307_47735_4307.N1	17-APR-2011 06:06:36	Bright	38.500	60	7Bet UMi	2.0810	3950.0	77	47735	No
82	GOM_NL__2PRFIN20110417_061643_000000393101_00307_47735_4308.N1	17-APR-2011 06:16:43	Bright	38.500	89	5Alp Cep	2.4510	8000.0	77	47735	No
83	GOM_NL__2PRFIN20110417_062157_000000503101_00307_47735_4309.N1	17-APR-2011 06:21:57	Bright	49.500	19	50Alp Cyg	1.2460	10500.	99	47735	No
84	GOM_NL__2PRFIN20110417_062344_000000573101_00307_47735_4310.N1	17-APR-2011 06:23:44	Bright	56.500	66	37Gam Cyg	2.2080	5900.0	113	47735	No
85	GOM_NL__2PRFIN20110417_062623_000000613101_00307_47735_4311.N1	17-APR-2011 06:26:23	Bright	61.000	92	53Eps Cyg	2.5000	4500.0	122	47735	No
86	GOM_NL__2PRFIN20110417_063358_000000553101_00307_47735_4312.N1	17-APR-2011 06:33:58	Dark	55.000	61	8Eps Peg	2.1000	3900.0	110	47735	No
87	GOM_NL__2PRFIN20110417_063626_000000453101_00307_47735_4313.N1	17-APR-2011 06:36:26	Dark	44.500	162	34Alp Aqr	2.9440	5350.0	89	47735	No
88	GOM_NL__2PRFIN20110417_063909_000000513101_00307_47735_4314.N1	17-APR-2011 06:39:09	Dark	50.500	154	22Bet Aqr	2.8990	5700.0	101	47735	No
89	GOM_NL__2PRFIN20110417_064130_000000463101_00307_47735_4315.N1	17-APR-2011 06:41:30	Dark	45.500	142	49Del Cap	2.8500	8900.0	91	47735	No
90	GOM_NL__2PRFIN20110417_065559_000000643101_00308_47736_4328.N1	17-APR-2011 06:55:59	Dark	64.000	103	38Zet Sgr	2.6000	9700.0	128	47736	No
91	GOM_NL__2PRFIN20110417_065928_000000693101_00308_47736_4329.N1	17-APR-2011 06:59:28	Dark	69.000	38	20Eps Sgr	1.8360	11000.	138	47736	No
92	GOM_NL__2PRFIN20110417_070316_000000613101_00308_47736_4330.N1	17-APR-2011 07:03:16	Straylight	60.500	25	35Lam Sco	1.6200	28000.	121	47736	No
93	GOM_NL__2PRFIN20110417_070706_000000683101_00308_47736_4331.N1	17-APR-2011 07:07:06	Straylight	67.500	75	26Eps Sco	2.2910	4250.0	135	47736	No
94	GOM_NL__2PRFIN20110417_071016_000000433101_00308_47736_4332.N1	17-APR-2011 07:10:16	Straylight	43.000	81	Eta Cen	2.3560	28000.	86	47736	No
95	GOM_NL__2PRFIN20110417_071235_000000483101_00308_47736_4333.N1	17-APR-2011 07:12:35	Straylight	48.000	54	5The Cen	2.0550	4500.0	96	47736	No
96	GOM_NL__2PRFIN20110417_071842_000000633101_00308_47736_4334.N1	17-APR-2011 07:18:42	Bright	62.500	122	9Alp2Lib	2.7470	9700.0	125	47736	No
97	GOM_NL__2PRFIN20110417_072046_000000433101_00308_47736_4335.N1	17-APR-2011 07:20:46	Bright	42.500	15	67Alp Vir	0.97600	28000.	85	47736	No
98	GOM_NL__2PRFIN20110417_072729_000000563101_00308_47736_4336.N1	17-APR-2011 07:27:29	Bright	56.000	138	47Eps Vir	2.8280	4700.0	112	47736	No
99	GOM_NL__2PRFIN20110417_073039_000000463101_00308_47736_4337.N1	17-APR-2011 07:30:39	Bright	46.000	111	8Eta Boo	2.6800	6000.0	92	47736	No
100	GOM_NL__2PRFIN20110417_073530_000000383101_00308_47736_4338.N1	17-APR-2011 07:35:30	Bright	38.000	152	12Alp2CVn	2.8900	11000.	76	47736	No
101	GOM_NL__2PRFIN20110417_073821_000000593101_00308_47736_4339.N1	17-APR-2011 07:38:21	Bright	59.000	180	27Gam Boo	3.0400	8000.0	118	47736	No

102	GOM_NL__2PRFIN20110417_074028_000000393101_00308_47736_4340.N1	17-APR-2011 07:40:28	Bright	39.000	32	77Eps UMa	1.7630	11000.	78	47736	No
103	GOM_NL__2PRFIN20110417_074650_000000413101_00308_47736_4341.N1	17-APR-2011 07:46:50	Bright	40.500	60	7Bet UMi	2.0810	3950.0	81	47736	No
104	GOM_NL__2PRFIN20110417_075657_000000403101_00308_47736_4342.N1	17-APR-2011 07:56:57	Bright	40.000	89	5Alp Cep	2.4510	8000.0	80	47736	No
105	GOM_NL__2PRFIN20110417_080210_000000503101_00308_47736_4343.N1	17-APR-2011 08:02:10	Bright	50.000	19	50Alp Cyg	1.2460	10500.	100	47736	No
106	GOM_NL__2PRFIN20110417_080358_000000573101_00308_47736_4344.N1	17-APR-2011 08:03:58	Bright	56.500	66	37Gam Cyg	2.2080	5900.0	113	47736	No
107	GOM_NL__2PRFIN20110417_080637_000000603101_00308_47736_4345.N1	17-APR-2011 08:06:37	Bright	59.500	92	53Eps Cyg	2.5000	4500.0	119	47736	No
108	GOM_NL__2PRFIN20110417_081413_000000533101_00308_47736_4346.N1	17-APR-2011 08:14:13	Dark	53.000	61	8Eps Peg	2.1000	3900.0	106	47736	No
109	GOM_NL__2PRFIN20110417_081641_000000443101_00308_47736_4347.N1	17-APR-2011 08:16:41	Dark	44.000	162	34Alp Aqr	2.9440	5350.0	88	47736	No
110	GOM_NL__2PRFIN20110417_081924_000000483101_00308_47736_4348.N1	17-APR-2011 08:19:24	Dark	47.500	154	22Bet Aqr	2.8990	5700.0	95	47736	No
111	GOM_NL__2PRFIN20110417_082145_000000463101_00308_47736_4349.N1	17-APR-2011 08:21:45	Dark	46.000	142	49Del Cap	2.8500	8900.0	92	47736	No
112	GOM_NL__2PRFIN20110417_083614_000000643101_00309_47737_4365.N1	17-APR-2011 08:36:14	Dark	63.500	103	38Zet Sgr	2.6000	9700.0	127	47737	No
113	GOM_NL__2PRFIN20110417_083943_000000633101_00309_47737_4366.N1	17-APR-2011 08:39:43	Dark	63.000	38	20Eps Sgr	1.8360	11000.	126	47737	No
114	GOM_NL__2PRFIN20110417_084331_000000603101_00309_47737_4367.N1	17-APR-2011 08:43:31	Straylight	60.000	25	35Lam Sco	1.6200	28000.	120	47737	No
115	GOM_NL__2PRFIN20110417_084721_000000623101_00309_47737_4368.N1	17-APR-2011 08:47:21	Straylight	62.000	75	26Eps Sco	2.2910	4250.0	124	47737	No
116	GOM_NL__2PRFIN20110417_085030_000000453101_00309_47737_4369.N1	17-APR-2011 08:50:30	Straylight	44.500	81	Eta Cen	2.3560	28000.	89	47737	No
117	GOM_NL__2PRFIN20110417_085249_000000523101_00309_47737_4370.N1	17-APR-2011 08:52:49	Straylight	51.500	54	5The Cen	2.0550	4500.0	103	47737	No
118	GOM_NL__2PRFIN20110417_085856_000000633101_00309_47737_4371.N1	17-APR-2011 08:58:56	Bright	63.000	122	9Alp2Lib	2.7470	9700.0	126	47737	No
119	GOM_NL__2PRFIN20110417_090100_000000423101_00309_47737_4372.N1	17-APR-2011 09:01:00	Bright	41.500	15	67Alp Vir	0.97600	28000.	83	47737	No
120	GOM_NL__2PRFIN20110417_090742_000000403101_00309_47737_4373.N1	17-APR-2011 09:07:42	Bright	39.500	138	47Eps Vir	2.8280	4700.0	79	47737	No
121	GOM_NL__2PRFIN20110417_091053_000000463101_00309_47737_4374.N1	17-APR-2011 09:10:53	Bright	46.000	111	8Eta Boo	2.6800	6000.0	92	47737	No
122	GOM_NL__2PRFIN20110417_091544_000000383101_00309_47737_4375.N1	17-APR-2011 09:15:44	Bright	38.000	152	12Alp2CVn	2.8900	11000.	76	47737	No
123	GOM_NL__2PRFIN20110417_091834_000000483101_00309_47737_4376.N1	17-APR-2011 09:18:34	Bright	48.000	180	27Gam Boo	3.0400	8000.0	96	47737	No
124	GOM_NL__2PRFIN20110417_092042_000000363101_00309_47737_4377.N1	17-APR-2011 09:20:42	Bright	36.000	32	77Eps UMa	1.7630	11000.	72	47737	No
125	GOM_NL__2PRFIN20110417_092704_000000473101_00309_47737_4378.N1	17-APR-2011 09:27:04	Bright	46.500	60	7Bet UMi	2.0810	3950.0	93	47737	No
126	GOM_NL__2PRFIN20110417_093710_000000583101_00309_47737_4379.N1	17-APR-2011 09:37:10	Bright	58.000	89	5Alp Cep	2.4510	8000.0	116	47737	No
127	GOM_NL__2PRFIN20110417_094224_000000493101_00309_47737_4380.N1	17-APR-2011 09:42:24	Bright	49.000	19	50Alp Cyg	1.2460	10500.	98	47737	No
128	GOM_NL__2PRFIN20110417_094412_000000573101_00309_47737_4381.N1	17-APR-2011 09:44:12	Bright	57.000	66	37Gam Cyg	2.2080	5900.0	114	47737	No
129	GOM_NL__2PRFIN20110417_094651_000000583101_00309_47737_4382.N1	17-APR-2011 09:46:51	Bright	58.000	92	53Eps Cyg	2.5000	4500.0	116	47737	No
130	GOM_NL__2PRFIN20110417_095427_000000543101_00309_47737_4383.N1	17-APR-2011 09:54:27	Dark	54.000	61	8Eps Peg	2.1000	3900.0	108	47737	No
131	GOM_NL__2PRFIN20110417_095655_000000453101_00309_47737_4384.N1	17-APR-2011 09:56:55	Dark	45.000	162	34Alp Aqr	2.9440	5350.0	90	47737	No
132	GOM_NL__2PRFIN20110417_095939_000000543101_00309_47737_4385.N1	17-APR-2011 09:59:39	Dark	53.500	154	22Bet Aqr	2.8990	5700.0	107	47737	No
133	GOM_NL__2PRFIN20110417_100200_000000453101_00309_47737_4386.N1	17-APR-2011 10:02:00	Dark	44.500	142	49Del Cap	2.8500	8900.0	89	47737	No
134	GOM_NL__2PRFIN20110417_101630_000000653101_00310_47738_4402.N1	17-APR-2011 10:16:30	Dark	64.500	103	38Zet Sgr	2.6000	9700.0	129	47738	No
135	GOM_NL__2PRFIN20110417_101959_000000623101_00310_47738_4403.N1	17-APR-2011 10:19:59	Dark	61.500	38	20Eps Sgr	1.8360	11000.	123	47738	No
136	GOM_NL__2PRFIN20110417_102346_000000623101_00310_47738_4404.N1	17-APR-2011 10:23:46	Straylight	62.000	25	35Lam Sco	1.6200	28000.	124	47738	No
137	GOM_NL__2PRFIN20110417_102736_000000713101_00310_47738_4405.N1	17-APR-2011 10:27:36	Straylight	70.500	75	26Eps Sco	2.2910	4250.0	141	47738	No
138	GOM_NL__2PRFIN20110417_103044_000000433101_00310_47738_4406.N1	17-APR-2011 10:30:44	Straylight	43.000	81	Eta Cen	2.3560	28000.	86	47738	No
139	GOM_NL__2PRFIN20110417_103303_000000503101_00310_47738_4407.N1	17-APR-2011 10:33:03	Straylight	49.500	54	5The Cen	2.0550	4500.0	99	47738	No
140	GOM_NL__2PRFIN20110417_103910_000000623101_00310_47738_4408.N1	17-APR-2011 10:39:10	Bright	62.000	122	9Alp2Lib	2.7470	9700.0	124	47738	No
141	GOM_NL__2PRFIN20110417_104113_000000433101_00310_47738_4409.N1	17-APR-2011 10:41:13	Bright	43.000	15	67Alp Vir	0.97600	28000.	86	47738	No
142	GOM_NL__2PRFIN20110417_104756_000000563101_00310_47738_4410.N1	17-APR-2011 10:47:56	Bright	56.000	138	47Eps Vir	2.8280	4700.0	112	47738	No
143	GOM_NL__2PRFIN20110417_105106_000000463101_00310_47738_4411.N1	17-APR-2011 10:51:06	Bright	45.500	111	8Eta Boo	2.6800	6000.0	91	47738	No
144	GOM_NL__2PRFIN20110417_105557_000000363101_00310_47738_4412.N1	17-APR-2011 10:55:57	Bright	35.500	152	12Alp2CVn	2.8900	11000.	71	47738	No
145	GOM_NL__2PRFIN20110417_105848_000000473101_00310_47738_4413.N1	17-APR-2011 10:58:48	Bright	46.500	180	27Gam Boo	3.0400	8000.0	93	47738	No
146	GOM_NL__2PRFIN20110417_110056_000000423101_00310_47738_4414.N1	17-APR-2011 11:00:56	Bright	41.500	32	77Eps UMa	1.7630	11000.	83	47738	No
147	GOM_NL__2PRFIN20110417_110717_000000413101_00310_47738_4415.N1	17-APR-2011 11:07:17	Bright	41.000	60	7Bet UMi	2.0810	3950.0	82	47738	No
148	GOM_NL__2PRFIN20110417_111724_000000403101_00310_47738_4416.N1	17-APR-2011 11:17:24	Bright	39.500	89	5Alp Cep	2.4510	8000.0	79	47738	No
149	GOM_NL__2PRFIN20110417_112238_000000483101_00310_47738_4417.N1	17-APR-2011 11:22:38	Bright	48.000	19	50Alp Cyg	1.2460	10500.	96	47738	No
150	GOM_NL__2PRFIN20110417_112425_000000583101_00310_47738_4418.N1	17-APR-2011 11:24:25	Bright	57.500	66	37Gam Cyg	2.2080	5900.0	115	47738	No
151	GOM_NL__2PRFIN20110417_112705_000000593101_00310_47738_4419.N1	17-APR-2011 11:27:05	Bright	58.500	92	53Eps Cyg	2.5000	4500.0	117	47738	No
152	GOM_NL__2PRFIN20110417_113442_000000513101_00310_47738_4420.N1	17-APR-2011 11:34:42	Dark	51.000	61	8Eps Peg	2.1000	3900.0	102	47738	No
153	GOM_NL__2PRFIN20110417_113710_000000473101_00310_47738_4421.N1	17-APR-2011 11:37:10	Dark	47.000	162	34Alp Aqr	2.9440	5350.0	94	47738	No
154	GOM_NL__2PRFIN20110417_113953_000000523101_00310_47738_4422.N1	17-APR-2011 11:39:53	Dark	52.000	154	22Bet Aqr	2.8990	5700.0	104	47738	No
155	GOM_NL__2PRFIN20110417_114214_000000453101_00310_47738_4423.N1	17-APR-2011 11:42:14	Dark	45.000	142	49Del Cap	2.8500	8900.0	90	47738	No
156	GOM_NL__2PRFIN20110417_115645_000000633101_00311_47739_4434.N1	17-APR-2011 11:56:45	Dark	63.000	103	38Zet Sgr	2.6000	9700.0	126	47739	No
157	GOM_NL__2PRFIN20110417_120014_000000623101_00311_47739_4435.N1	17-APR-2011 12:00:14	Dark	62.000	38	20Eps Sgr	1.8360	11000.	124	47739	No
158	GOM_NL__2PRFIN20110417_120401_000000683101_00311_47739_4436.N1	17-APR-2011 12:04:01	Straylight	67.500	25	35Lam Sco	1.6200	28000.	135	47739	No
159	GOM_NL__2PRFIN20110417_120751_000000683101_00311_47739_4437.N1	17-APR-2011 12:07:51	Straylight	67.500	75	26Eps Sco	2.2910	4250.0	135	47739	No
160	GOM_NL__2PRFIN20110417_121059_000000423101_00311_47739_4438.N1	17-APR-2011 12:10:59	Straylight	42.000	81	Eta Cen	2.3560	28000.	84	47739	No

161	GOM_NL__2PRFIN20110417_121317_000000483101_00311_47739_4439.N1	17-APR-2011 12:13:17	Straylight	47.500	54	5The Cen	2.0550	4500.0	95	47739	No
162	GOM_NL__2PRFIN20110417_121924_000000623101_00311_47739_4440.N1	17-APR-2011 12:19:24	Bright	61.500	122	9Alp2Lib	2.7470	9700.0	123	47739	No
163	GOM_NL__2PRFIN20110417_122128_000000433101_00311_47739_4441.N1	17-APR-2011 12:21:28	Bright	43.000	15	67Alp Vir	0.97600	28000.	86	47739	No
164	GOM_NL__2PRFIN20110417_122810_000000563101_00311_47739_4442.N1	17-APR-2011 12:28:10	Bright	56.000	138	47Eps Vir	2.8280	4700.0	112	47739	No
165	GOM_NL__2PRFIN20110417_123120_000000463101_00311_47739_4443.N1	17-APR-2011 12:31:20	Bright	46.000	111	8Eta Boo	2.6800	6000.0	92	47739	No
166	GOM_NL__2PRFIN20110417_123611_000000563101_00311_47739_4444.N1	17-APR-2011 12:36:11	Bright	56.000	152	12Alp2CVn	2.8900	11000.	112	47739	No
167	GOM_NL__2PRFIN20110417_123901_000000543101_00311_47739_4445.N1	17-APR-2011 12:39:01	Bright	54.000	180	27Gam Boo	3.0400	8000.0	108	47739	No
168	GOM_NL__2PRFIN20110417_124113_000000353101_00311_47739_4446.N1	17-APR-2011 12:41:13	Bright	35.000	32	77Eps UMa	1.7630	11000.	70	47739	No
169	GOM_NL__2PRFIN20110417_124731_000000403101_00311_47739_4447.N1	17-APR-2011 12:47:31	Bright	40.000	60	7Bet UMi	2.0810	3950.0	80	47739	No
170	GOM_NL__2PRFIN20110417_125738_000000403101_00311_47739_4448.N1	17-APR-2011 12:57:38	Bright	40.000	89	5Alp Cep	2.4510	8000.0	80	47739	No
171	GOM_NL__2PRFIN20110417_130252_000000503101_00311_47739_4449.N1	17-APR-2011 13:02:52	Bright	49.500	19	50Alp Cyg	1.2460	10500.	99	47739	No
172	GOM_NL__2PRFIN20110417_130439_000000583101_00311_47739_4450.N1	17-APR-2011 13:04:39	Bright	58.000	66	37Gam Cyg	2.2080	5900.0	116	47739	No
173	GOM_NL__2PRFIN20110417_130719_000000533101_00311_47739_4451.N1	17-APR-2011 13:07:19	Bright	53.000	92	53Eps Cyg	2.5000	4500.0	106	47739	No
174	GOM_NL__2PRFIN20110417_131456_000000523101_00311_47739_4452.N1	17-APR-2011 13:14:56	Dark	52.000	61	8Eps Peg	2.1000	3900.0	104	47739	No
175	GOM_NL__2PRFIN20110417_131724_000000503101_00311_47739_4453.N1	17-APR-2011 13:17:24	Dark	49.500	162	34Alp Aqr	2.9440	5350.0	99	47739	No
176	GOM_NL__2PRFIN20110417_132008_000000503101_00311_47739_4454.N1	17-APR-2011 13:20:08	Dark	49.500	154	22Bet Aqr	2.8990	5700.0	99	47739	No
177	GOM_NL__2PRFIN20110417_132229_000000453101_00311_47739_4455.N1	17-APR-2011 13:22:29	Dark	45.000	142	49Del Cap	2.8500	8900.0	90	47739	No
178	GOM_NL__2PRFIN20110417_133701_000000643101_00312_47740_4470.N1	17-APR-2011 13:37:01	Dark	64.000	103	38Zet Sgr	2.6000	9700.0	128	47740	No
179	GOM_NL__2PRFIN20110417_134029_000000633101_00312_47740_4471.N1	17-APR-2011 13:40:29	Dark	63.000	38	20Eps Sgr	1.8360	11000.	126	47740	No
180	GOM_NL__2PRFIN20110417_134416_000000643101_00312_47740_4472.N1	17-APR-2011 13:44:16	Straylight	64.000	25	35Lam Sco	1.6200	28000.	128	47740	No
181	GOM_NL__2PRFIN20110417_134806_000000713101_00312_47740_4473.N1	17-APR-2011 13:48:06	Straylight	71.000	75	26Eps Sco	2.2910	4250.0	142	47740	No
182	GOM_NL__2PRFIN20110417_135113_000000443101_00312_47740_4474.N1	17-APR-2011 13:51:13	Straylight	43.500	81	Eta Cen	2.3560	28000.	87	47740	No
183	GOM_NL__2PRFIN20110417_135332_000000493101_00312_47740_4475.N1	17-APR-2011 13:53:32	Straylight	49.000	54	5The Cen	2.0550	4500.0	98	47740	No
184	GOM_NL__2PRFIN20110417_135938_000000583101_00312_47740_4476.N1	17-APR-2011 13:59:38	Bright	58.000	122	9Alp2Lib	2.7470	9700.0	116	47740	No
185	GOM_NL__2PRFIN20110417_140142_000000433101_00312_47740_4477.N1	17-APR-2011 14:01:42	Bright	43.000	15	67Alp Vir	0.97600	28000.	86	47740	No
186	GOM_NL__2PRFIN20110417_140824_000000563101_00312_47740_4478.N1	17-APR-2011 14:08:24	Bright	56.000	138	47Eps Vir	2.8280	4700.0	112	47740	No
187	GOM_NL__2PRFIN20110417_141133_000000453101_00312_47740_4479.N1	17-APR-2011 14:11:33	Bright	45.000	111	8Eta Boo	2.6800	6000.0	90	47740	No
188	GOM_NL__2PRFIN20110417_141625_000000563101_00312_47740_4480.N1	17-APR-2011 14:16:25	Bright	55.500	152	12Alp2CVn	2.8900	11000.	111	47740	No
189	GOM_NL__2PRFIN20110417_141914_000000503101_00312_47740_4481.N1	17-APR-2011 14:19:14	Bright	50.000	180	27Gam Boo	3.0400	8000.0	100	47740	No
190	GOM_NL__2PRFIN20110417_142134_000000403101_00312_47740_4482.N1	17-APR-2011 14:21:34	Bright	40.000	55	79Zet UMa	2.0600	10200.	80	47740	No
191	GOM_NL__2PRFIN20110417_142745_000000403101_00312_47740_4483.N1	17-APR-2011 14:27:45	Bright	39.500	60	7Bet UMi	2.0810	3950.0	79	47740	No
192	GOM_NL__2PRFIN20110417_143752_000000383101_00312_47740_4484.N1	17-APR-2011 14:37:52	Bright	38.000	89	5Alp Cep	2.4510	8000.0	76	47740	No
193	GOM_NL__2PRFIN20110417_144306_000000513101_00312_47740_4485.N1	17-APR-2011 14:43:06	Bright	50.500	19	50Alp Cyg	1.2460	10500.	101	47740	No
194	GOM_NL__2PRFIN20110417_144453_000000583101_00312_47740_4486.N1	17-APR-2011 14:44:53	Bright	58.000	66	37Gam Cyg	2.2080	5900.0	116	47740	No
195	GOM_NL__2PRFIN20110417_144733_000000633101_00312_47740_4487.N1	17-APR-2011 14:47:33	Bright	62.500	92	53Eps Cyg	2.5000	4500.0	125	47740	No
196	GOM_NL__2PRFIN20110417_145511_000000583101_00312_47740_4488.N1	17-APR-2011 14:55:11	Dark	57.500	61	8Eps Peg	2.1000	3900.0	115	47740	No
197	GOM_NL__2PRFIN20110417_145738_000000483101_00312_47740_4489.N1	17-APR-2011 14:57:38	Dark	48.000	162	34Alp Aqr	2.9440	5350.0	96	47740	No
198	GOM_NL__2PRFIN20110417_150023_000000493101_00312_47740_4490.N1	17-APR-2011 15:00:23	Dark	49.000	154	22Bet Aqr	2.8990	5700.0	98	47740	No
199	GOM_NL__2PRFIN20110417_150243_000000463101_00312_47740_4491.N1	17-APR-2011 15:02:43	Dark	46.000	142	49Del Cap	2.8500	8900.0	92	47740	No
200	GOM_NL__2PRFIN20110417_151717_000000653101_00313_47741_4532.N1	17-APR-2011 15:17:17	Dark	64.500	103	38Zet Sgr	2.6000	9700.0	129	47741	No
201	GOM_NL__2PRFIN20110417_152045_000000653101_00313_47741_4533.N1	17-APR-2011 15:20:45	Dark	64.500	38	20Eps Sgr	1.8360	11000.	129	47741	No
202	GOM_NL__2PRFIN20110417_152432_000000643101_00313_47741_4534.N1	17-APR-2011 15:24:32	Straylight	64.000	25	35Lam Sco	1.6200	28000.	128	47741	No
203	GOM_NL__2PRFIN20110417_152821_000000733101_00313_47741_4535.N1	17-APR-2011 15:28:21	Straylight	72.500	75	26Eps Sco	2.2910	4250.0	145	47741	No
204	GOM_NL__2PRFIN20110417_153127_000000423101_00313_47741_4536.N1	17-APR-2011 15:31:27	Straylight	42.000	81	Eta Cen	2.3560	28000.	84	47741	No
205	GOM_NL__2PRFIN20110417_153346_000000463101_00313_47741_4537.N1	17-APR-2011 15:33:46	Straylight	46.000	54	5The Cen	2.0550	4500.0	92	47741	No
206	GOM_NL__2PRFIN20110417_153952_000000603101_00313_47741_4538.N1	17-APR-2011 15:39:52	Bright	60.000	122	9Alp2Lib	2.7470	9700.0	120	47741	No
207	GOM_NL__2PRFIN20110417_154156_000000453101_00313_47741_4539.N1	17-APR-2011 15:41:56	Bright	44.500	15	67Alp Vir	0.97600	28000.	89	47741	No
208	GOM_NL__2PRFIN20110417_154838_000000393101_00313_47741_4540.N1	17-APR-2011 15:48:38	Bright	38.500	138	47Eps Vir	2.8280	4700.0	77	47741	No
209	GOM_NL__2PRFIN20110417_155147_000000563101_00313_47741_4541.N1	17-APR-2011 15:51:47	Bright	56.000	111	8Eta Boo	2.6800	6000.0	112	47741	No
210	GOM_NL__2PRFIN20110417_155638_000000363101_00313_47741_4542.N1	17-APR-2011 15:56:38	Bright	36.000	152	12Alp2CVn	2.8900	11000.	72	47741	No
211	GOM_NL__2PRFIN20110417_155927_000000463101_00313_47741_4543.N1	17-APR-2011 15:59:27	Bright	46.000	180	27Gam Boo	3.0400	8000.0	92	47741	No
212	GOM_NL__2PRFIN20110417_160148_000000393101_00313_47741_4544.N1	17-APR-2011 16:01:48	Bright	39.000	55	79Zet UMa	2.0600	10200.	78	47741	No
213	GOM_NL__2PRFIN20110417_160758_000000413101_00313_47741_4545.N1	17-APR-2011 16:07:58	Bright	40.500	60	7Bet UMi	2.0810	3950.0	81	47741	No
214	GOM_NL__2PRFIN20110417_161806_000000393101_00313_47741_4546.N1	17-APR-2011 16:18:06	Bright	39.000	89	5Alp Cep	2.4510	8000.0	78	47741	No
215	GOM_NL__2PRFIN20110417_162320_000000513101_00313_47741_4547.N1	17-APR-2011 16:23:20	Bright	51.000	19	50Alp Cyg	1.2460	10500.	102	47741	No
216	GOM_NL__2PRFIN20110417_162507_000000563101_00313_47741_4548.N1	17-APR-2011 16:25:07	Bright	55.500	66	37Gam Cyg	2.2080	5900.0	111	47741	No
217	GOM_NL__2PRFIN20110417_162747_000000583101_00313_47741_4549.N1	17-APR-2011 16:27:47	Bright	58.000	92	53Eps Cyg	2.5000	4500.0	116	47741	No
218	GOM_NL__2PRFIN20110417_163525_000000503101_00313_47741_4550.N1	17-APR-2011 16:35:25	Dark	49.500	61	8Eps Peg	2.1000	3900.0	99	47741	No
219	GOM_NL__2PRFIN20110417_163753_000000473101_00313_47741_4551.N1	17-APR-2011 16:37:53	Dark	47.000	162	34Alp Aqr	2.9440	5350.0	94	47741	No

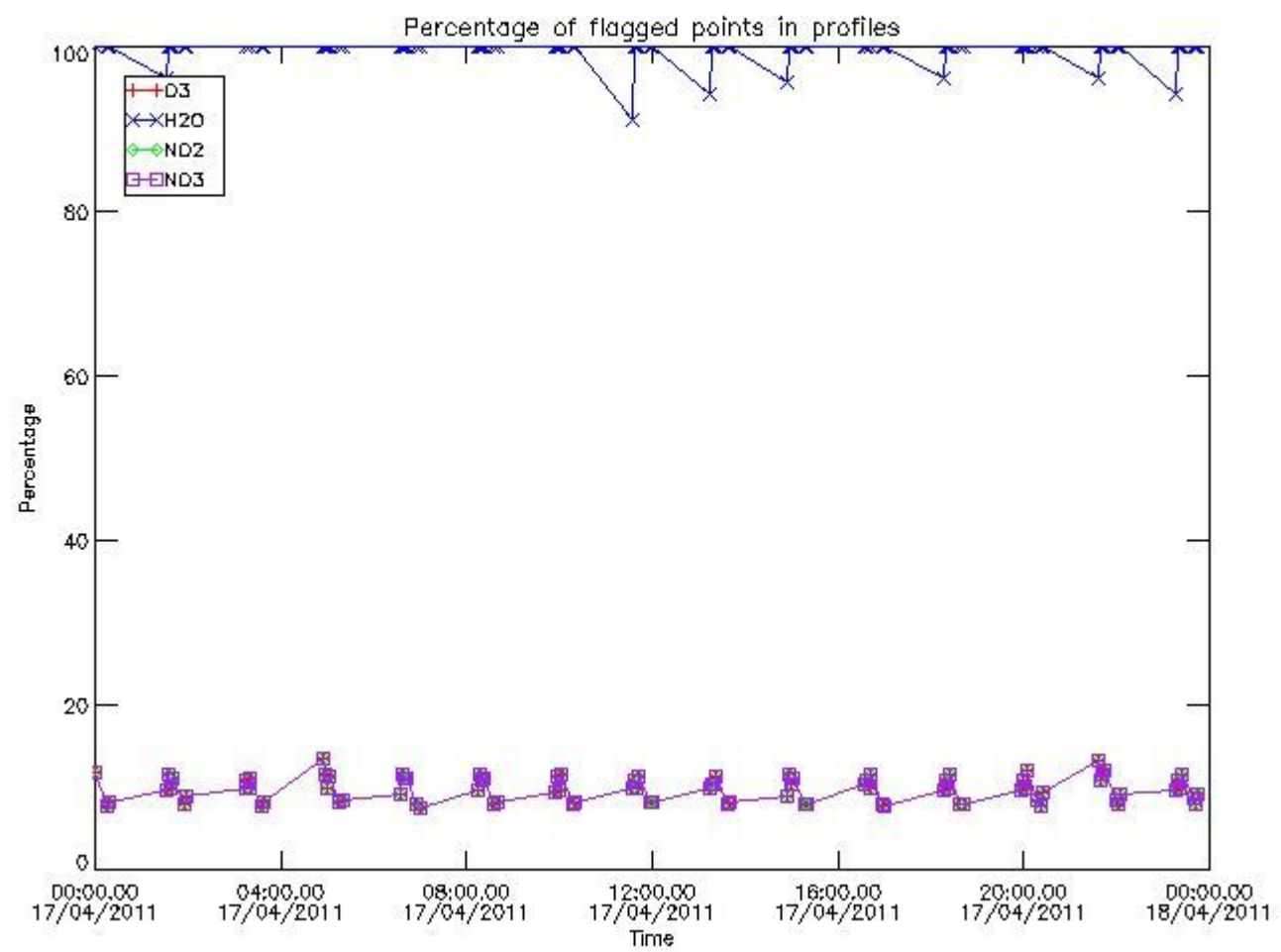
220	GOM_NL__2PRFIN20110417_164037_000000513101_00313_47741_4552.N1	17-APR-2011 16:40:37	Dark	51.000	154	22Bet Aqr	2.8990	5700.0	102	47741	No
221	GOM_NL__2PRFIN20110417_164258_000000453101_00313_47741_4553.N1	17-APR-2011 16:42:58	Dark	44.500	142	49Del Cap	2.8500	8900.0	89	47741	No
222	GOM_NL__2PRFIN20110417_165733_000000643101_00314_47742_4554.N1	17-APR-2011 16:57:33	Dark	64.000	103	38Zet Sgr	2.6000	9700.0	128	47742	No
223	GOM_NL__2PRFIN20110417_170101_000000663101_00314_47742_4555.N1	17-APR-2011 17:01:01	Dark	65.500	38	20Eps Sgr	1.8360	11000.	131	47742	No
224	GOM_NL__2PRFIN20110417_170447_000000603101_00314_47742_4556.N1	17-APR-2011 17:04:47	Straylight	59.500	25	35Lam Sco	1.6200	28000.	119	47742	No
225	GOM_NL__2PRFIN20110417_170836_000000653101_00314_47742_4557.N1	17-APR-2011 17:08:36	Straylight	65.000	75	26Eps Sco	2.2910	4250.0	130	47742	No
226	GOM_NL__2PRFIN20110417_171142_000000433101_00314_47742_4558.N1	17-APR-2011 17:11:42	Straylight	43.000	81	Eta Cen	2.3560	28000.	86	47742	No
227	GOM_NL__2PRFIN20110417_171400_000000493101_00314_47742_4559.N1	17-APR-2011 17:14:00	Straylight	48.500	54	5The Cen	2.0550	4500.0	97	47742	No
228	GOM_NL__2PRFIN20110417_172006_000000653101_00314_47742_4560.N1	17-APR-2011 17:20:06	Bright	64.500	122	9Alp2Lib	2.7470	9700.0	129	47742	No
229	GOM_NL__2PRFIN20110417_172210_000000453101_00314_47742_4561.N1	17-APR-2011 17:22:10	Bright	45.000	15	67Alp Vir	0.97600	28000.	90	47742	No
230	GOM_NL__2PRFIN20110417_172852_000000393101_00314_47742_4562.N1	17-APR-2011 17:28:52	Bright	39.000	138	47Eps Vir	2.8280	4700.0	78	47742	No
231	GOM_NL__2PRFIN20110417_173200_000000663101_00314_47742_4563.N1	17-APR-2011 17:32:00	Bright	66.000	111	8Eta Boo	2.6800	6000.0	132	47742	No
232	GOM_NL__2PRFIN20110417_173652_000000373101_00314_47742_4564.N1	17-APR-2011 17:36:52	Bright	36.500	152	12Alp2CVn	2.8900	11000.	73	47742	No
233	GOM_NL__2PRFIN20110417_173941_000000483101_00314_47742_4565.N1	17-APR-2011 17:39:41	Bright	47.500	180	27Gam Boo	3.0400	8000.0	95	47742	No
234	GOM_NL__2PRFIN20110417_174202_000000403101_00314_47742_4566.N1	17-APR-2011 17:42:02	Bright	39.500	55	79Zet UMa	2.0600	10200.	79	47742	No
235	GOM_NL__2PRFIN20110417_174812_000000373101_00314_47742_4567.N1	17-APR-2011 17:48:12	Bright	36.500	60	7Bet UMi	2.0810	3950.0	73	47742	No
236	GOM_NL__2PRFIN20110417_175819_000000553101_00314_47742_4568.N1	17-APR-2011 17:58:19	Bright	55.000	89	5Alp Cep	2.4510	8000.0	110	47742	No
237	GOM_NL__2PRFIN20110417_180334_000000513101_00314_47742_4569.N1	17-APR-2011 18:03:34	Bright	50.500	19	50Alp Cyg	1.2460	10500.	101	47742	No
238	GOM_NL__2PRFIN20110417_180521_000000593101_00314_47742_4570.N1	17-APR-2011 18:05:21	Bright	58.500	66	37Gam Cyg	2.2080	5900.0	117	47742	No
239	GOM_NL__2PRFIN20110417_180801_000000593101_00314_47742_4571.N1	17-APR-2011 18:08:01	Bright	58.500	92	53Eps Cyg	2.5000	4500.0	117	47742	No
240	GOM_NL__2PRFIN20110417_181540_000000533101_00314_47742_4572.N1	17-APR-2011 18:15:40	Dark	53.000	61	8Eps Peg	2.1000	3900.0	106	47742	No
241	GOM_NL__2PRFIN20110417_181808_000000483101_00314_47742_4573.N1	17-APR-2011 18:18:08	Dark	47.500	162	34Alp Aqr	2.9440	5350.0	95	47742	No
242	GOM_NL__2PRFIN20110417_182052_000000523101_00314_47742_4574.N1	17-APR-2011 18:20:52	Dark	52.000	154	22Bet Aqr	2.8990	5700.0	104	47742	No
243	GOM_NL__2PRFIN20110417_182313_000000453101_00314_47742_4575.N1	17-APR-2011 18:23:13	Dark	44.500	142	49Del Cap	2.8500	8900.0	89	47742	No
244	GOM_NL__2PRFIN20110417_183748_000000643101_00315_47743_4583.N1	17-APR-2011 18:37:48	Dark	64.000	103	38Zet Sgr	2.6000	9700.0	128	47743	No
245	GOM_NL__2PRFIN20110417_184116_000000653101_00315_47743_4584.N1	17-APR-2011 18:41:16	Dark	64.500	38	20Eps Sgr	1.8360	11000.	129	47743	No
246	GOM_NL__2PRFIN20110417_184502_000000603101_00315_47743_4585.N1	17-APR-2011 18:45:02	Straylight	59.500	25	35Lam Sco	1.6200	28000.	119	47743	No
247	GOM_NL__2PRFIN20110417_184851_000000703101_00315_47743_4586.N1	17-APR-2011 18:48:51	Straylight	69.500	75	26Eps Sco	2.2910	4250.0	139	47743	No
248	GOM_NL__2PRFIN20110417_185156_000000433101_00315_47743_4587.N1	17-APR-2011 18:51:56	Straylight	43.000	81	Eta Cen	2.3560	28000.	86	47743	No
249	GOM_NL__2PRFIN20110417_185415_000000503101_00315_47743_4588.N1	17-APR-2011 18:54:15	Straylight	49.500	54	5The Cen	2.0550	4500.0	99	47743	No
250	GOM_NL__2PRFIN20110417_190021_000000533101_00315_47743_4589.N1	17-APR-2011 19:00:21	Bright	52.500	122	9Alp2Lib	2.7470	9700.0	105	47743	No
251	GOM_NL__2PRFIN20110417_190224_000000443101_00315_47743_4590.N1	17-APR-2011 19:02:24	Bright	43.500	15	67Alp Vir	0.97600	28000.	87	47743	No
252	GOM_NL__2PRFIN20110417_190906_000000563101_00315_47743_4591.N1	17-APR-2011 19:09:06	Bright	56.000	138	47Eps Vir	2.8280	4700.0	112	47743	No
253	GOM_NL__2PRFIN20110417_191214_000000603101_00315_47743_4592.N1	17-APR-2011 19:12:14	Bright	60.000	111	8Eta Boo	2.6800	6000.0	120	47743	No
254	GOM_NL__2PRFIN20110417_191706_000000393101_00315_47743_4593.N1	17-APR-2011 19:17:06	Bright	39.000	152	12Alp2CVn	2.8900	11000.	78	47743	No
255	GOM_NL__2PRFIN20110417_191954_000000493101_00315_47743_4594.N1	17-APR-2011 19:19:54	Bright	49.000	180	27Gam Boo	3.0400	8000.0	98	47743	No
256	GOM_NL__2PRFIN20110417_192215_000000523101_00315_47743_4595.N1	17-APR-2011 19:22:15	Bright	51.500	55	79Zet UMa	2.0600	10200.	103	47743	No
257	GOM_NL__2PRFIN20110417_192826_000000413101_00315_47743_4596.N1	17-APR-2011 19:28:26	Bright	40.500	60	7Bet UMi	2.0810	3950.0	81	47743	No
258	GOM_NL__2PRFIN20110417_193834_000000403101_00315_47743_4597.N1	17-APR-2011 19:38:34	Bright	40.000	89	5Alp Cep	2.4510	8000.0	80	47743	No
259	GOM_NL__2PRFIN20110417_194347_000000513101_00315_47743_4598.N1	17-APR-2011 19:43:47	Bright	51.000	19	50Alp Cyg	1.2460	10500.	102	47743	No
260	GOM_NL__2PRFIN20110417_194535_000000583101_00315_47743_4599.N1	17-APR-2011 19:45:35	Bright	58.000	66	37Gam Cyg	2.2080	5900.0	116	47743	No
261	GOM_NL__2PRFIN20110417_194816_000000563101_00315_47743_4600.N1	17-APR-2011 19:48:16	Bright	55.500	92	53Eps Cyg	2.5000	4500.0	111	47743	No
262	GOM_NL__2PRFIN20110417_195554_000000533101_00315_47743_4601.N1	17-APR-2011 19:55:54	Dark	52.500	61	8Eps Peg	2.1000	3900.0	105	47743	No
263	GOM_NL__2PRFIN20110417_195822_000000483101_00315_47743_4602.N1	17-APR-2011 19:58:22	Dark	47.500	162	34Alp Aqr	2.9440	5350.0	95	47743	No
264	GOM_NL__2PRFIN20110417_200107_000000523101_00315_47743_4603.N1	17-APR-2011 20:01:07	Dark	51.500	154	22Bet Aqr	2.8990	5700.0	103	47743	No
265	GOM_NL__2PRFIN20110417_200327_000000423101_00315_47743_4604.N1	17-APR-2011 20:03:27	Dark	42.000	142	49Del Cap	2.8500	8900.0	84	47743	No
266	GOM_NL__2PRFIN20110417_201804_000000613101_00316_47744_4613.N1	17-APR-2011 20:18:04	Dark	61.000	103	38Zet Sgr	2.6000	9700.0	122	47744	No
267	GOM_NL__2PRFIN20110417_202132_000000663101_00316_47744_4614.N1	17-APR-2011 20:21:32	Dark	65.500	38	20Eps Sgr	1.8360	11000.	131	47744	No
268	GOM_NL__2PRFIN20110417_202342_000000553101_00316_47744_4615.N1	17-APR-2011 20:23:42	Dark	54.500	178	lot1Sco	3.0220	6550.0	109	47744	No
269	GOM_NL__2PRFIN20110417_202517_000000603101_00316_47744_4616.N1	17-APR-2011 20:25:17	Straylight	59.500	25	35Lam Sco	1.6200	28000.	119	47744	No
270	GOM_NL__2PRFIN20110417_202906_000000663101_00316_47744_4617.N1	17-APR-2011 20:29:06	Straylight	66.000	75	26Eps Sco	2.2910	4250.0	132	47744	No
271	GOM_NL__2PRFIN20110417_203211_000000463101_00316_47744_4618.N1	17-APR-2011 20:32:11	Straylight	45.500	81	Eta Cen	2.3560	28000.	91	47744	No
272	GOM_NL__2PRFIN20110417_203429_000000463101_00316_47744_4619.N1	17-APR-2011 20:34:29	Straylight	45.500	54	5The Cen	2.0550	4500.0	91	47744	No
273	GOM_NL__2PRFIN20110417_204035_000000633101_00316_47744_4620.N1	17-APR-2011 20:40:35	Bright	63.000	122	9Alp2Lib	2.7470	9700.0	126	47744	No
274	GOM_NL__2PRFIN20110417_204238_000000433101_00316_47744_4621.N1	17-APR-2011 20:42:38	Bright	43.000	15	67Alp Vir	0.97600	28000.	86	47744	No
275	GOM_NL__2PRFIN20110417_204920_000000373101_00316_47744_4622.N1	17-APR-2011 20:49:20	Bright	36.500	138	47Eps Vir	2.8280	4700.0	73	47744	No
276	GOM_NL__2PRFIN20110417_205228_000000463101_00316_47744_4623.N1	17-APR-2011 20:52:28	Bright	45.500	111	8Eta Boo	2.6800	6000.0	91	47744	No
277	GOM_NL__2PRFIN20110417_205720_000000383101_00316_47744_4624.N1	17-APR-2011 20:57:20	Bright	37.500	152	12Alp2CVn	2.8900	11000.	75	47744	No
278	GOM_NL__2PRFIN20110417_210007_000000493101_00316_47744_4625.N1	17-APR-2011 21:00:07	Bright	49.000	180	27Gam Boo	3.0400	8000.0	98	47744	No

279	GOM_NL__2PRFIN20110417_210229_000000413101_00316_47744_4626.N1	17-APR-2011 21:02:29	Bright	40.500	55	79Zet UMa	2.0600	10200.	81	47744	No
280	GOM_NL__2PRFIN20110417_210840_000000413101_00316_47744_4627.N1	17-APR-2011 21:08:40	Bright	40.500	60	7Bet UMi	2.0810	3950.0	81	47744	No
281	GOM_NL__2PRFIN20110417_211847_000000413101_00316_47744_4628.N1	17-APR-2011 21:18:47	Bright	40.500	89	5Alp Cep	2.4510	8000.0	81	47744	No
282	GOM_NL__2PRFIN20110417_212401_000000483101_00316_47744_4629.N1	17-APR-2011 21:24:01	Bright	47.500	19	50Alp Cyg	1.2460	10500.	95	47744	No
283	GOM_NL__2PRFIN20110417_212549_000000573101_00316_47744_4630.N1	17-APR-2011 21:25:49	Bright	56.500	66	37Gam Cyg	2.2080	5900.0	113	47744	No
284	GOM_NL__2PRFIN20110417_212829_000000583101_00316_47744_4631.N1	17-APR-2011 21:28:29	Bright	58.000	92	53Eps Cyg	2.5000	4500.0	116	47744	No
285	GOM_NL__2PRFIN20110417_213609_000000543101_00316_47744_4632.N1	17-APR-2011 21:36:09	Dark	53.500	61	8Eps Peg	2.1000	3900.0	107	47744	No
286	GOM_NL__2PRFIN20110417_213836_000000473101_00316_47744_4633.N1	17-APR-2011 21:38:36	Dark	46.500	162	34Alp Aqr	2.9440	5350.0	93	47744	No
287	GOM_NL__2PRFIN20110417_214121_000000453101_00316_47744_4634.N1	17-APR-2011 21:41:21	Dark	44.500	154	22Bet Aqr	2.8990	5700.0	89	47744	No
288	GOM_NL__2PRFIN20110417_214342_000000423101_00316_47744_4635.N1	17-APR-2011 21:43:42	Dark	42.000	142	49Del Cap	2.8500	8900.0	84	47744	No
289	GOM_NL__2PRFIN20110417_215819_000000613101_00317_47745_4645.N1	17-APR-2011 21:58:19	Dark	61.000	103	38Zet Sgr	2.6000	9700.0	122	47745	No
290	GOM_NL__2PRFIN20110417_220147_000000643101_00317_47745_4646.N1	17-APR-2011 22:01:47	Dark	63.500	38	20Eps Sgr	1.8360	11000.	127	47745	No
291	GOM_NL__2PRFIN20110417_220357_000000563101_00317_47745_4647.N1	17-APR-2011 22:03:57	Dark	56.000	178	lot1Sco	3.0220	6550.0	112	47745	No
292	GOM_NL__2PRFIN20110417_220533_000000663101_00317_47745_4648.N1	17-APR-2011 22:05:33	Straylight	65.500	25	35Lam Sco	1.6200	28000.	131	47745	No
293	GOM_NL__2PRFIN20110417_220921_000000693101_00317_47745_4649.N1	17-APR-2011 22:09:21	Straylight	69.000	75	26Eps Sco	2.2910	4250.0	138	47745	No
294	GOM_NL__2PRFIN20110417_221225_000000443101_00317_47745_4650.N1	17-APR-2011 22:12:25	Straylight	44.000	81	Eta Cen	2.3560	28000.	88	47745	No
295	GOM_NL__2PRFIN20110417_221443_000000503101_00317_47745_4651.N1	17-APR-2011 22:14:43	Straylight	49.500	54	5The Cen	2.0550	4500.0	99	47745	No
296	GOM_NL__2PRFIN20110417_222049_000000633101_00317_47745_4652.N1	17-APR-2011 22:20:49	Bright	62.500	122	9Alp2Lib	2.7470	9700.0	125	47745	No
297	GOM_NL__2PRFIN20110417_222252_000000423101_00317_47745_4653.N1	17-APR-2011 22:22:52	Bright	41.500	15	67Alp Vir	0.97600	28000.	83	47745	No
298	GOM_NL__2PRFIN20110417_222934_000000383101_00317_47745_4654.N1	17-APR-2011 22:29:34	Bright	38.000	138	47Eps Vir	2.8280	4700.0	76	47745	No
299	GOM_NL__2PRFIN20110417_223241_000000453101_00317_47745_4655.N1	17-APR-2011 22:32:41	Bright	45.000	111	8Eta Boo	2.6800	6000.0	90	47745	No
300	GOM_NL__2PRFIN20110417_223734_000000383101_00317_47745_4656.N1	17-APR-2011 22:37:34	Bright	38.000	152	12Alp2CVn	2.8900	11000.	76	47745	No
301	GOM_NL__2PRFIN20110417_224020_000000483101_00317_47745_4657.N1	17-APR-2011 22:40:20	Bright	48.000	180	27Gam Boo	3.0400	8000.0	96	47745	No
302	GOM_NL__2PRFIN20110417_224243_000000403101_00317_47745_4658.N1	17-APR-2011 22:42:43	Bright	39.500	55	79Zet UMa	2.0600	10200.	79	47745	No
303	GOM_NL__2PRFIN20110417_224853_000000413101_00317_47745_4659.N1	17-APR-2011 22:48:53	Bright	41.000	60	7Bet UMi	2.0810	3950.0	82	47745	No
304	GOM_NL__2PRFIN20110417_225901_000000383101_00317_47745_4660.N1	17-APR-2011 22:59:01	Bright	37.500	89	5Alp Cep	2.4510	8000.0	75	47745	No
305	GOM_NL__2PRFIN20110417_230415_000000523101_00317_47745_4661.N1	17-APR-2011 23:04:15	Bright	51.500	19	50Alp Cyg	1.2460	10500.	103	47745	No
306	GOM_NL__2PRFIN20110417_230602_000000553101_00317_47745_4662.N1	17-APR-2011 23:06:02	Bright	54.500	66	37Gam Cyg	2.2080	5900.0	109	47745	No
307	GOM_NL__2PRFIN20110417_230844_000000593101_00317_47745_4663.N1	17-APR-2011 23:08:44	Bright	58.500	92	53Eps Cyg	2.5000	4500.0	117	47745	No
308	GOM_NL__2PRFIN20110417_231623_000000533101_00317_47745_4664.N1	17-APR-2011 23:16:23	Dark	53.000	61	8Eps Peg	2.1000	3900.0	106	47745	No
309	GOM_NL__2PRFIN20110417_231851_000000483101_00317_47745_4665.N1	17-APR-2011 23:18:51	Dark	47.500	162	34Alp Aqr	2.9440	5350.0	95	47745	No
310	GOM_NL__2PRFIN20110417_232136_000000513101_00317_47745_4666.N1	17-APR-2011 23:21:36	Dark	50.500	154	22Bet Aqr	2.8990	5700.0	101	47745	No
311	GOM_NL__2PRFIN20110417_232357_000000443101_00317_47745_4667.N1	17-APR-2011 23:23:57	Dark	44.000	142	49Del Cap	2.8500	8900.0	88	47745	No
312	GOM_NL__2PRFIN20110417_233835_000000583101_00318_47746_4681.N1	17-APR-2011 23:38:35	Dark	58.000	103	38Zet Sgr	2.6000	9700.0	116	47746	No
313	GOM_NL__2PRFIN20110417_234202_000000643101_00318_47746_4682.N1	17-APR-2011 23:42:02	Dark	64.000	38	20Eps Sgr	1.8360	11000.	128	47746	No
314	GOM_NL__2PRFIN20110417_234412_000000553101_00318_47746_4683.N1	17-APR-2011 23:44:12	Dark	55.000	178	lot1Sco	3.0220	6550.0	110	47746	No
315	GOM_NL__2PRFIN20110417_234548_000000623101_00318_47746_4684.N1	17-APR-2011 23:45:48	Straylight	62.000	25	35Lam Sco	1.6200	28000.	124	47746	No
316	GOM_NL__2PRFIN20110417_234936_000000663101_00318_47746_4685.N1	17-APR-2011 23:49:36	Straylight	66.000	75	26Eps Sco	2.2910	4250.0	132	47746	No
317	GOM_NL__2PRFIN20110417_235240_000000433101_00318_47746_4686.N1	17-APR-2011 23:52:40	Straylight	43.000	81	Eta Cen	2.3560	28000.	86	47746	No
318	GOM_NL__2PRFIN20110417_235458_000000443101_00318_47746_4687.N1	17-APR-2011 23:54:58	Straylight	44.000	54	5The Cen	2.0550	4500.0	88	47746	No

3. Quality information per product

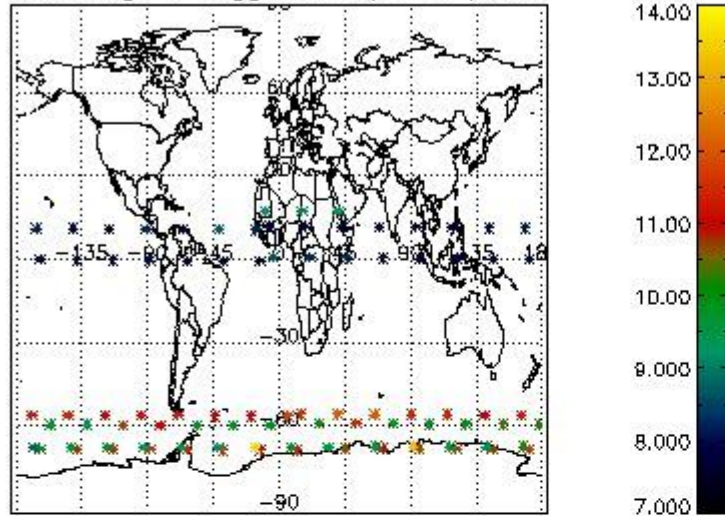
In this section it is plotted some information contained in the Quality Summary data set of the level 2 products. Only products in dark limb conditions and without errors (error flag in the MPH set to "0") are used.

3.1 Plot quality information per product (time dependant)

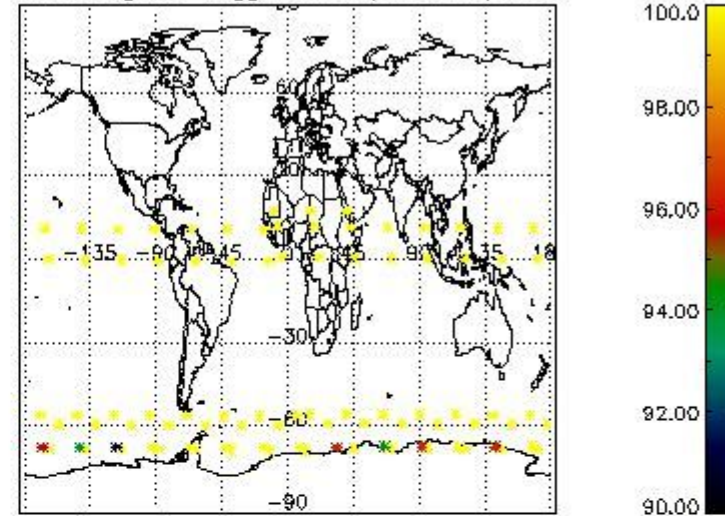


3.2 Plot quality information per product (world map)

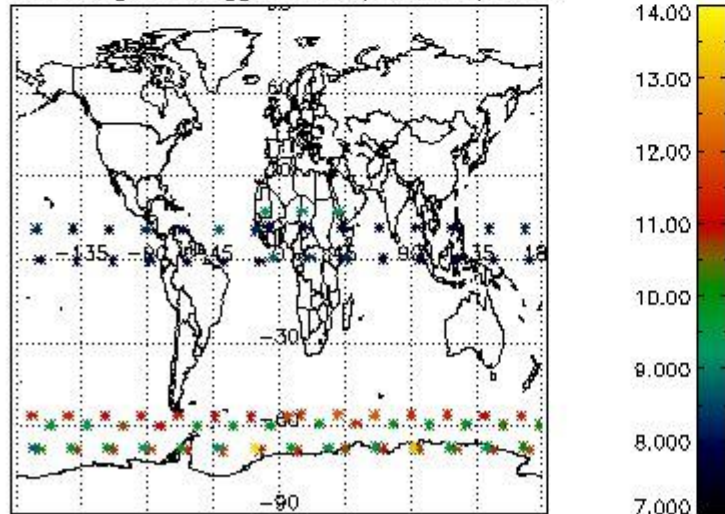
Percentage of flagged data per O3 profile



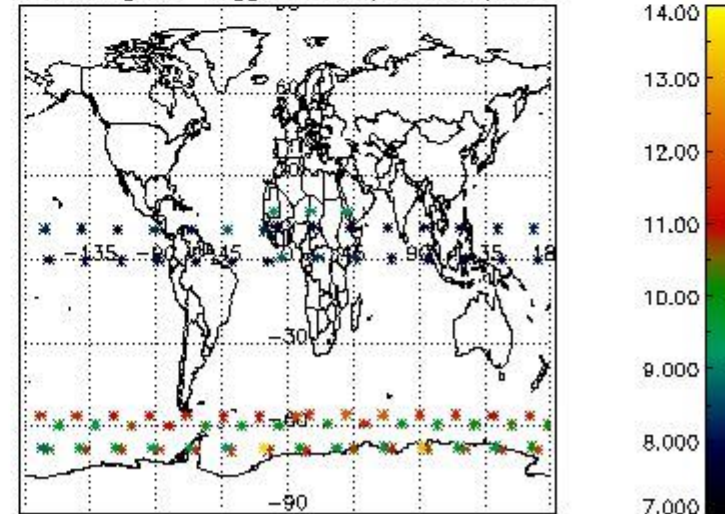
Percentage of flagged data per H2O profile



Percentage of flagged data per NO2 profile



Percentage of flagged data per NO3 profile

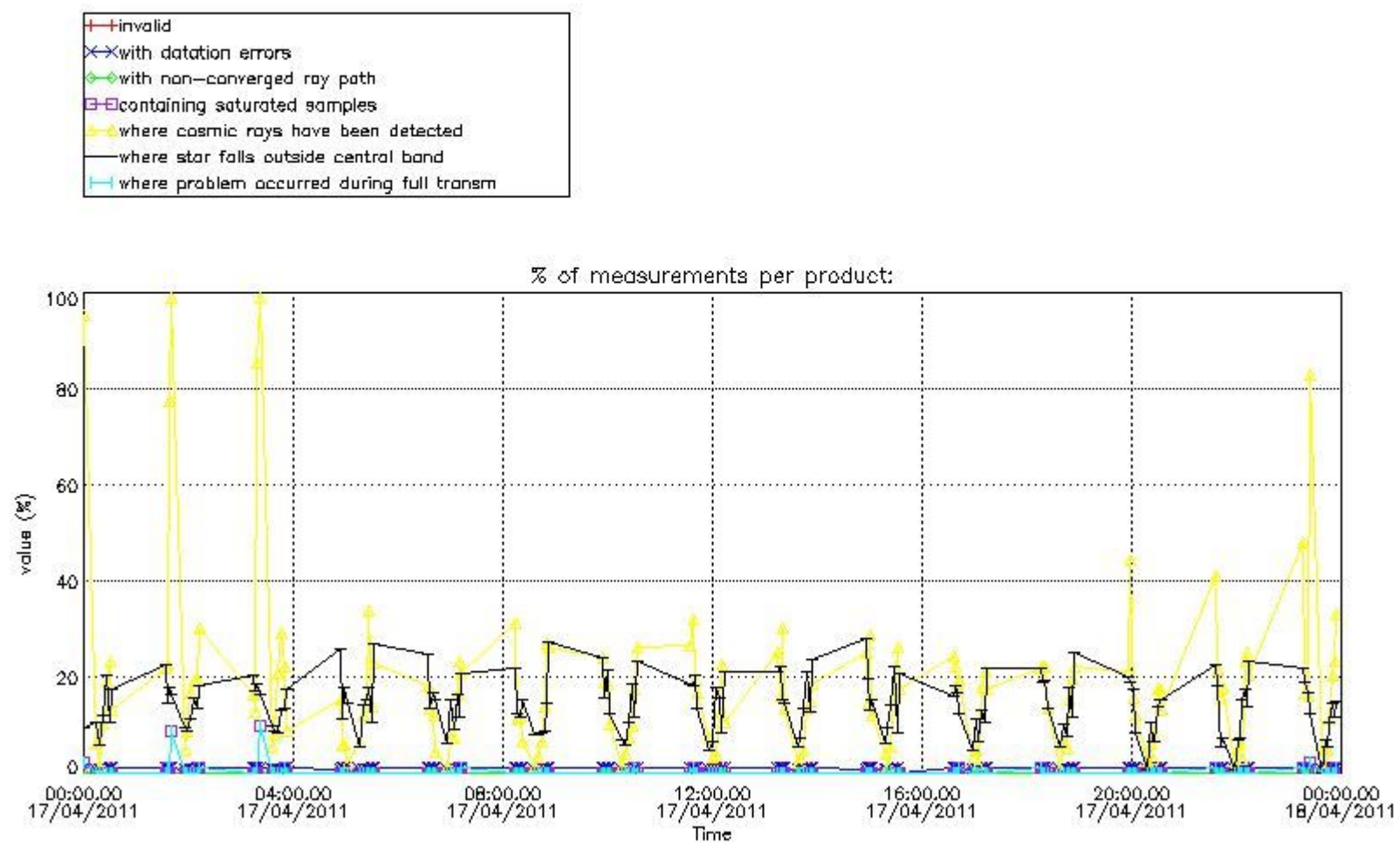


4. Level 1 quality information per product

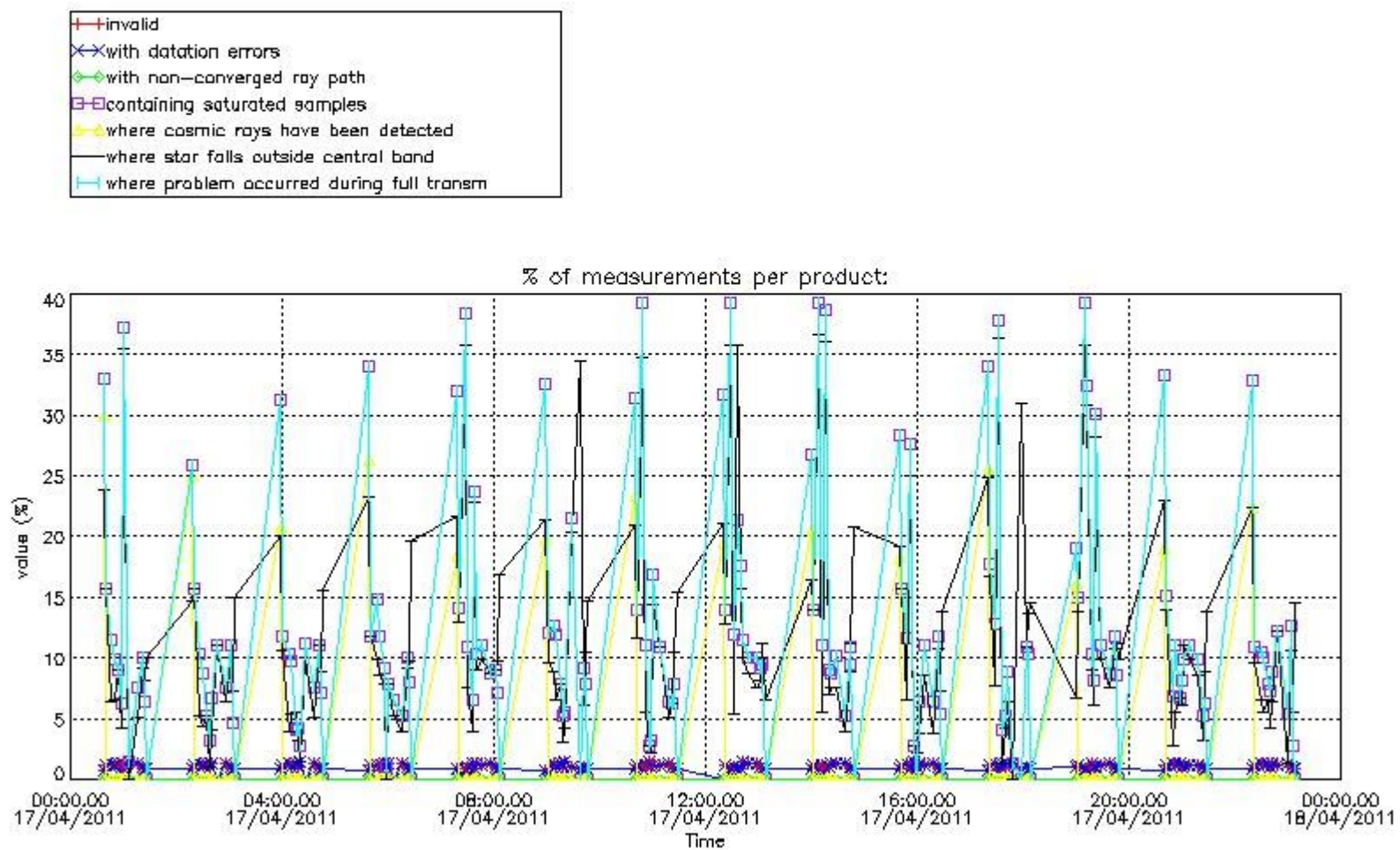
In this section it is plotted some information contained in the Quality Summary data set of the level 2 products that comes from the level 1b processing. Products without errors (error flag in the MPH set to "0") are used.

4.1 Plot quality information per product (time dependant) coming from level 1b processing

4.1.1 Plot level 1 quality information per product (time dependant): ENVISAT ASCENDING passes



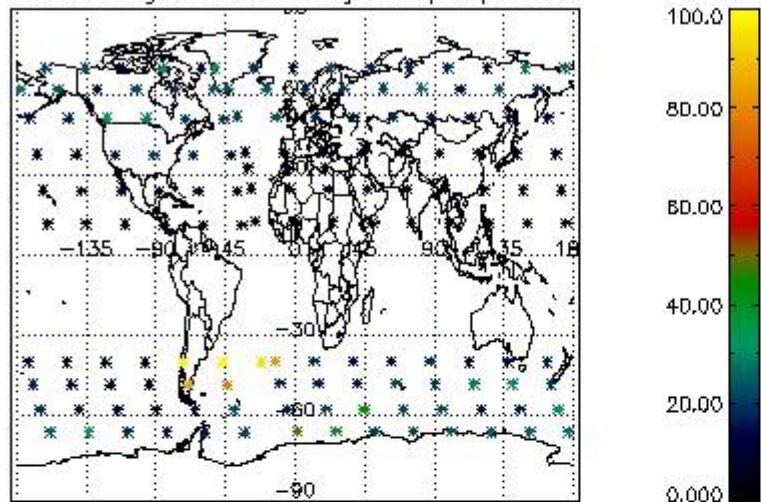
4.1.2 Plot level 1 quality information per product (time dependant): ENVI SAT DESCENDING passes



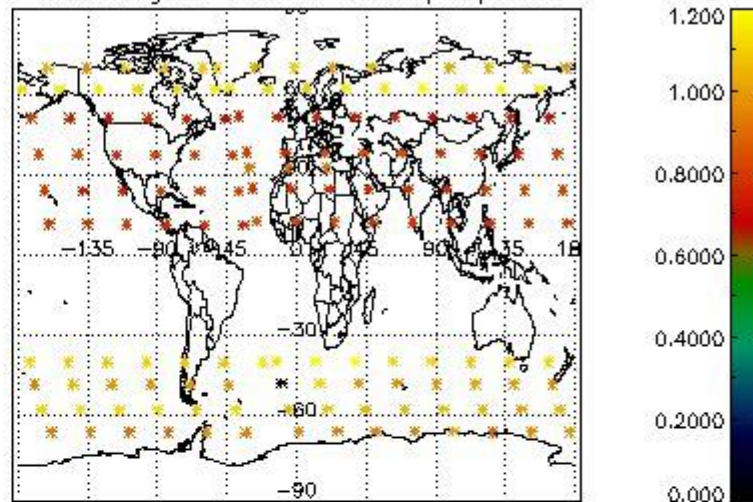
4.2 Plot quality information per product coming from level 1b processing (world map)

4.2.1 Plot level 1 quality information per product (world map): ENVISAT ASCENDING passes

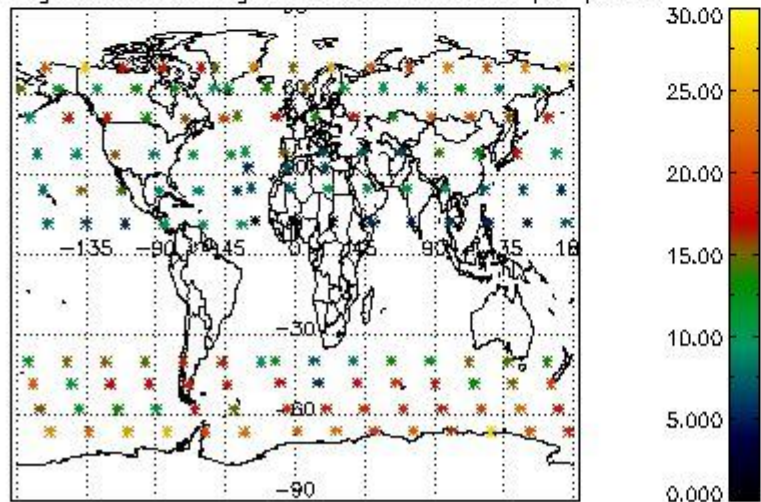
Percentage of cosmic ray hits per profile



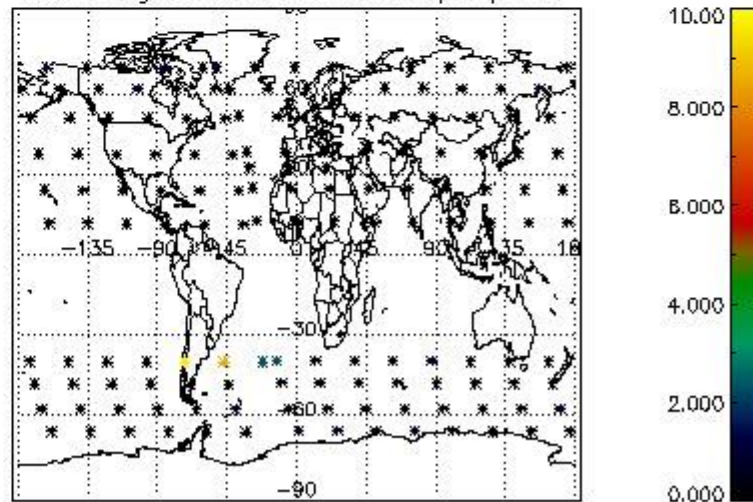
Percentage of datation errors per profile



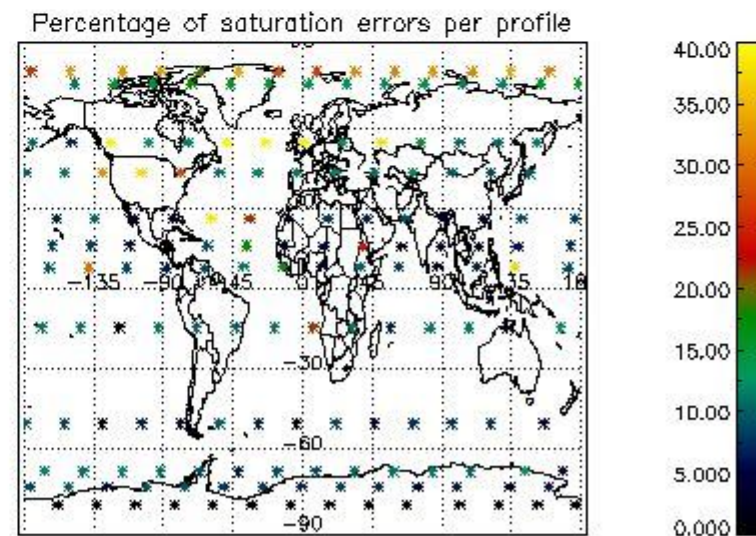
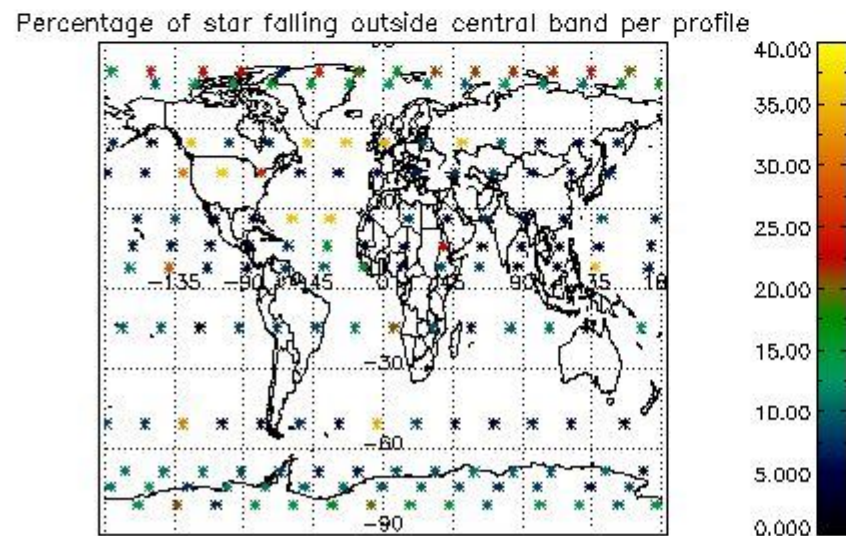
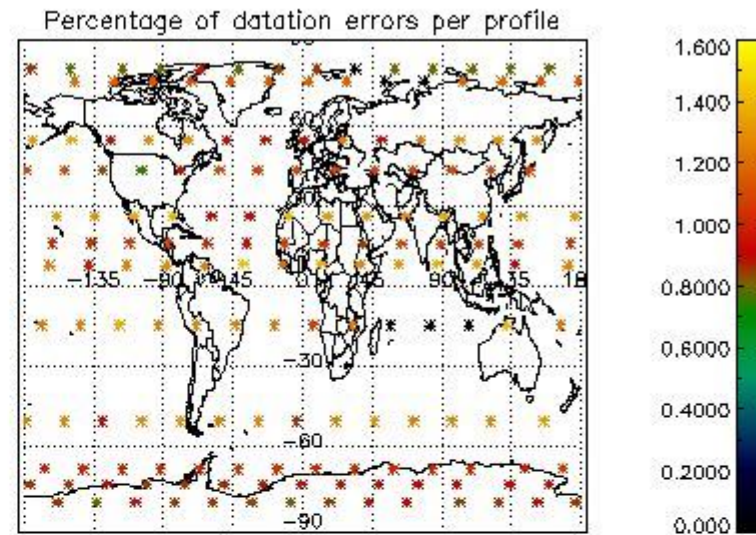
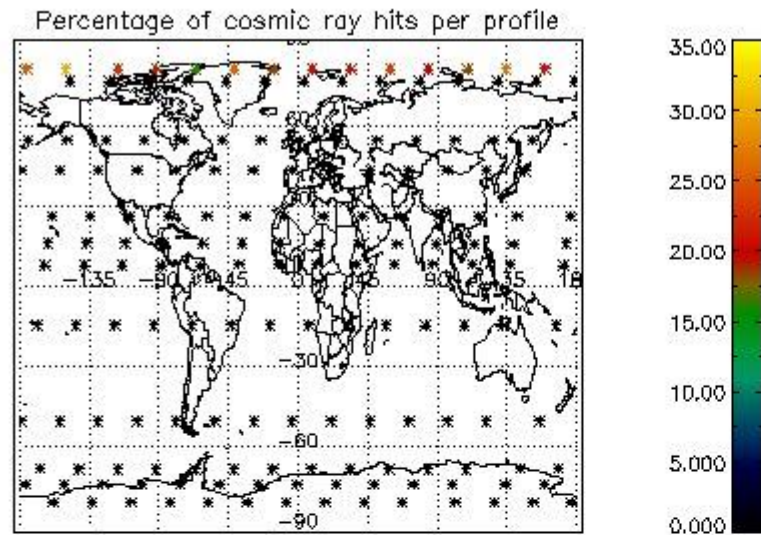
Percentage of star falling outside central band per profile



Percentage of saturation errors per profile



4.2.2 Plot level 1 quality information per product (world map): ENVISAT DESCENDING passes



5. Trace gas profiles

5.1 Ozone statistics based on quality of products

The final quality of the products can be "measured" using the STD (Standard Deviation) attached to every point profile. This information is written to the parameter GOM_NL__2P/NL_LOCAL_SPECIES_DENSITY/o3_std of the level 2 products. The table below shows the statistics for given STD ranges.

The statistics are given with respect to the overall valid production:

- Products without fatal errors: GOM_NL__2P/MPH/PRODUCT_ERR=0
- Valid point profile: GOM_NL__2P/NL_LOCAL_SPECIES_DENSITY/pcd(0)=0

The 'Criteria' is applied to valid points of dark limb products:

- Products in dark limb illumination condition: GOM_NL__2P/NL_SUMMARY_QUALITY/obs_ill_cond=0
- Products without fatal errors: GOM_NL__2P/MPH/PRODUCT_ERR=0
- Valid point profile: GOM_NL__2P/NL_LOCAL_SPECIES_DENSITY/pcd(0)=0

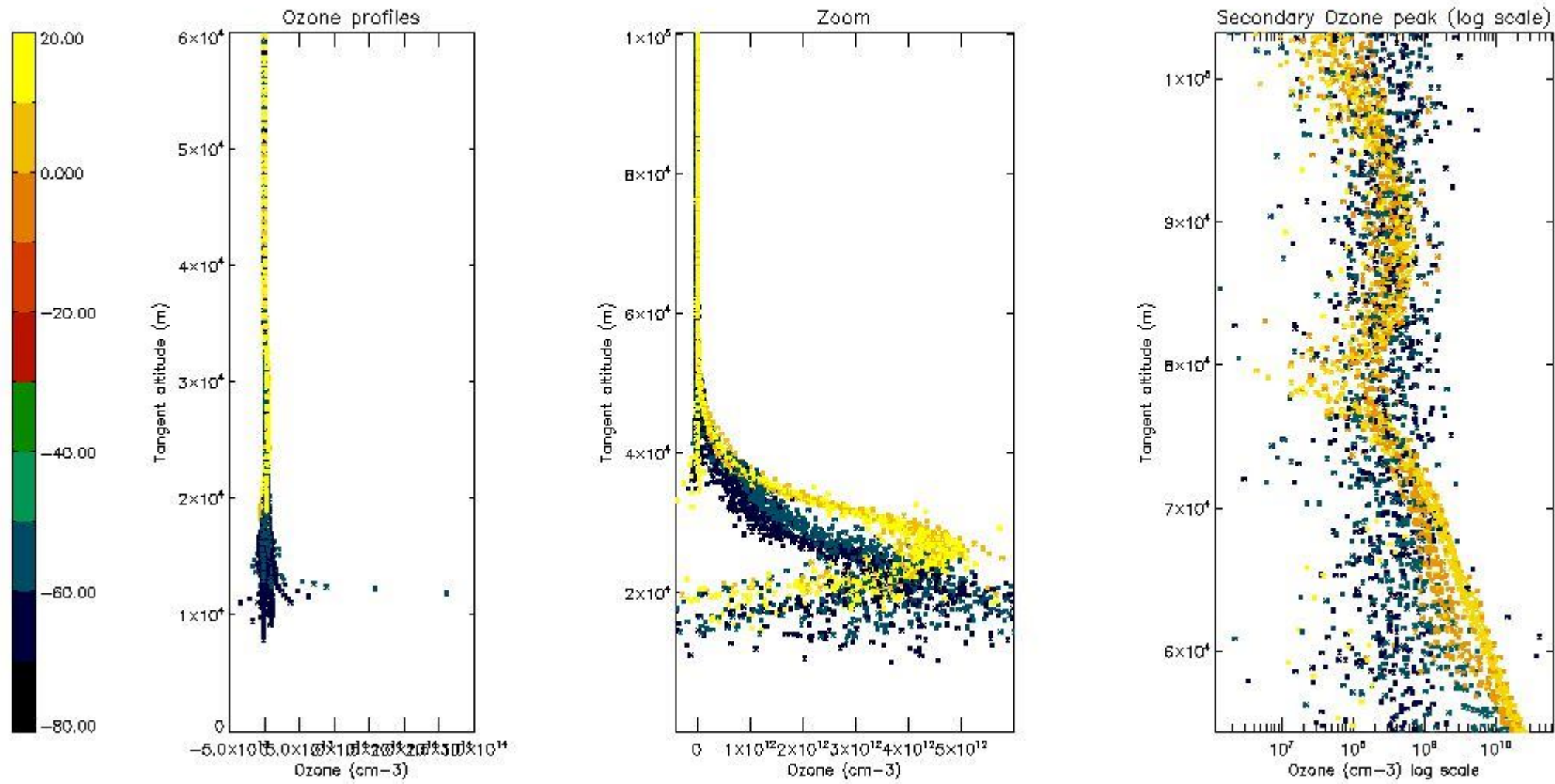
So, the table below shows the percentage of dark limb and valid observations for each criteria with respect to the overall valid daily observations.

Criteria	% of total production
All STD	31
STD < 20	11

STD < 10	6
STD < 5	3

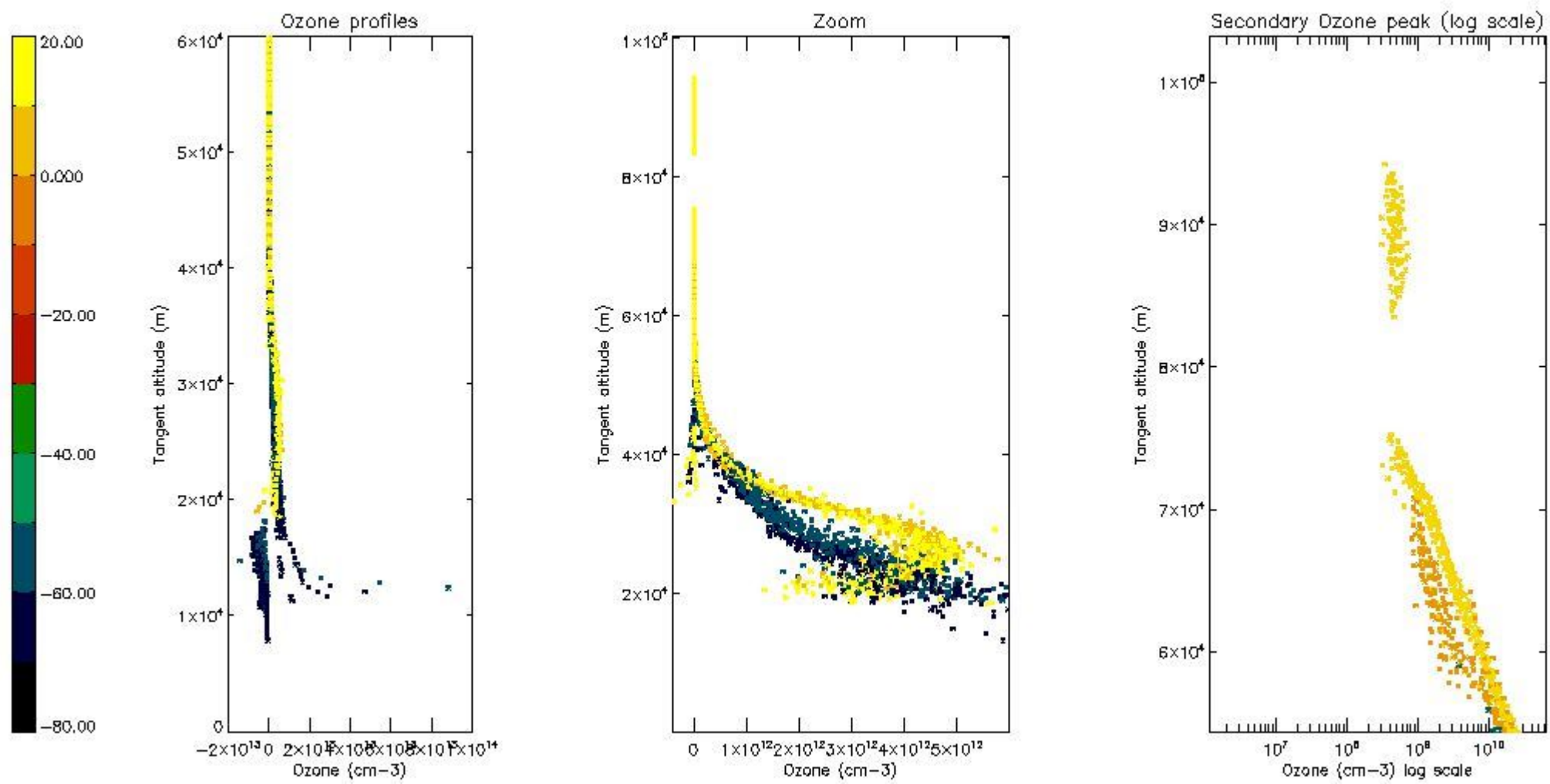
5.2 Plot ozone profiles for all STD (dark without errors)

The colorbar represents the latitude.



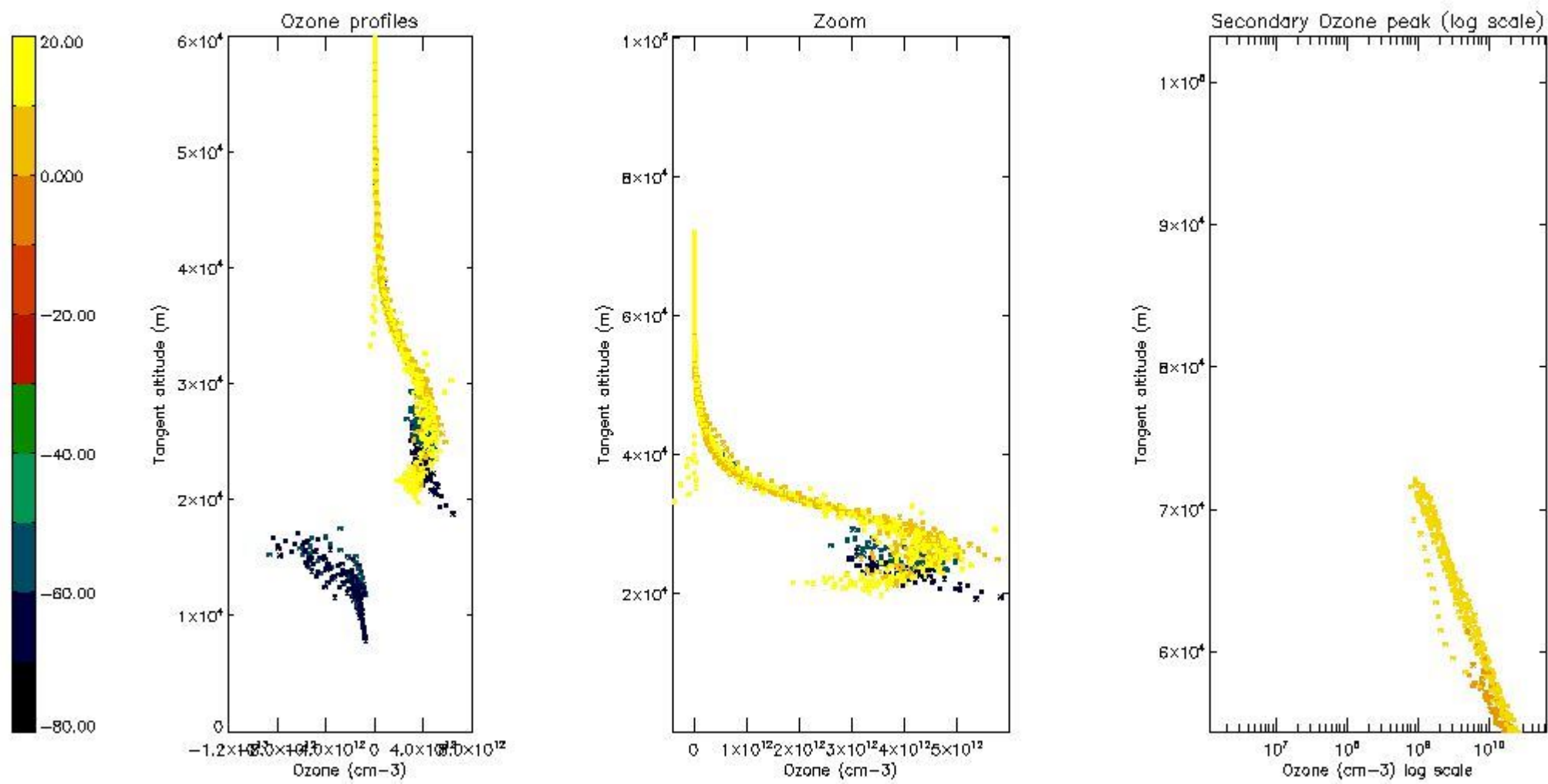
5.3 Plot ozone profiles where STD < 20% (dark without errors)

The colorbar represents the latitude.



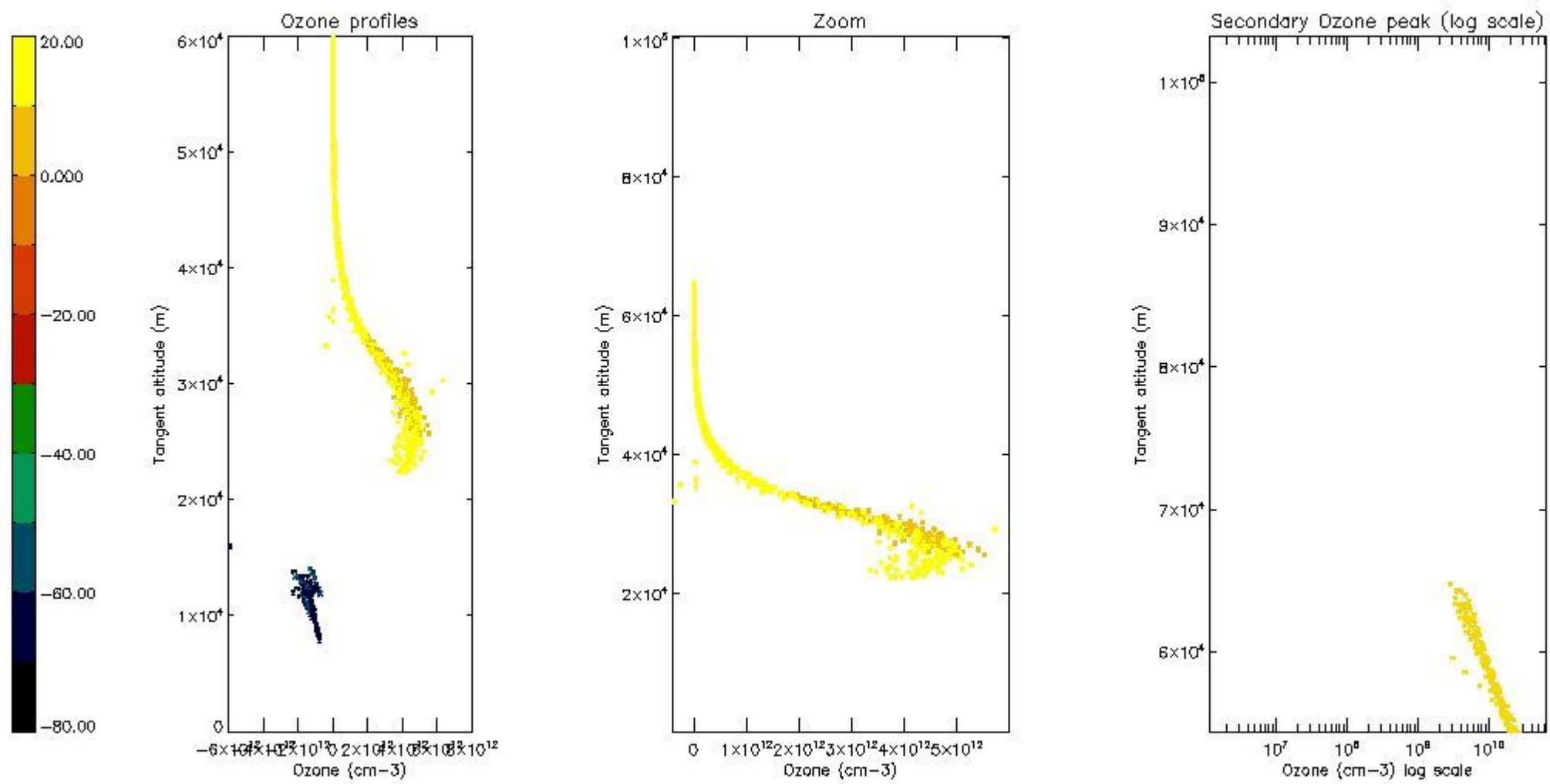
5.4 Plot ozone profiles where STD < 10% (dark without errors)

The colorbar represents the latitude.



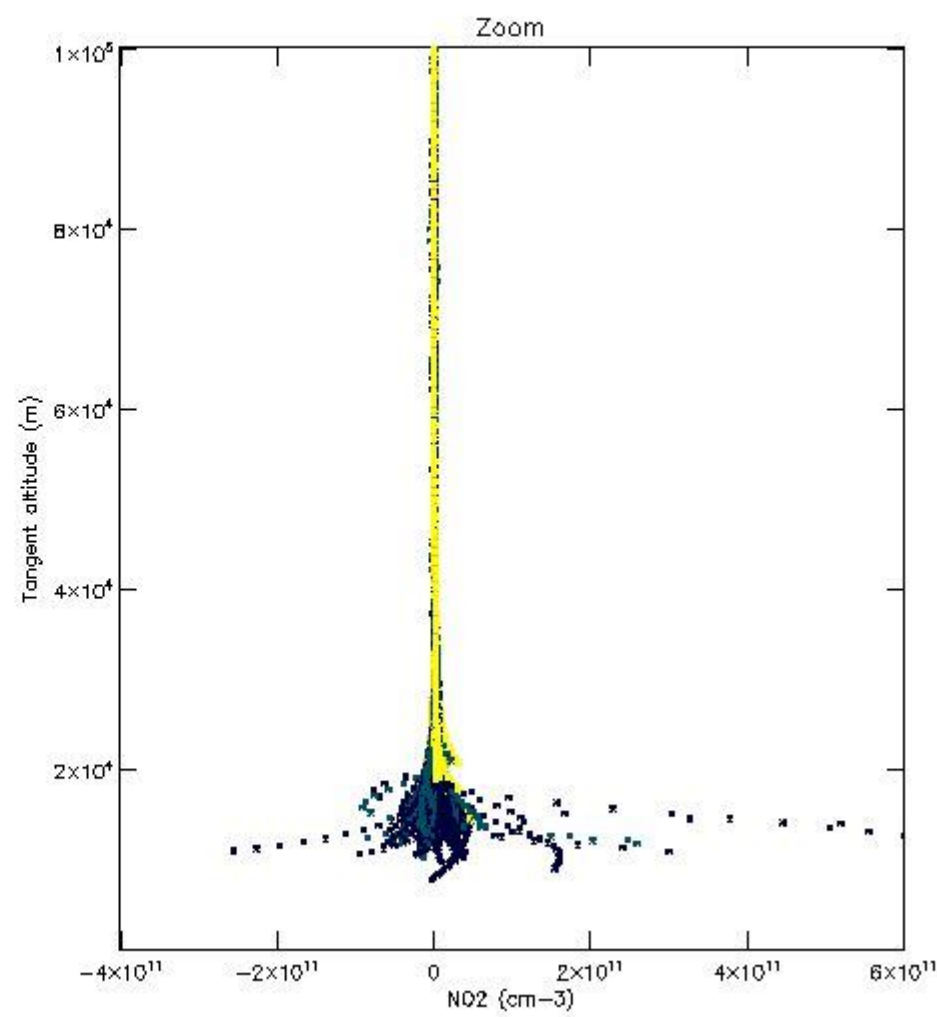
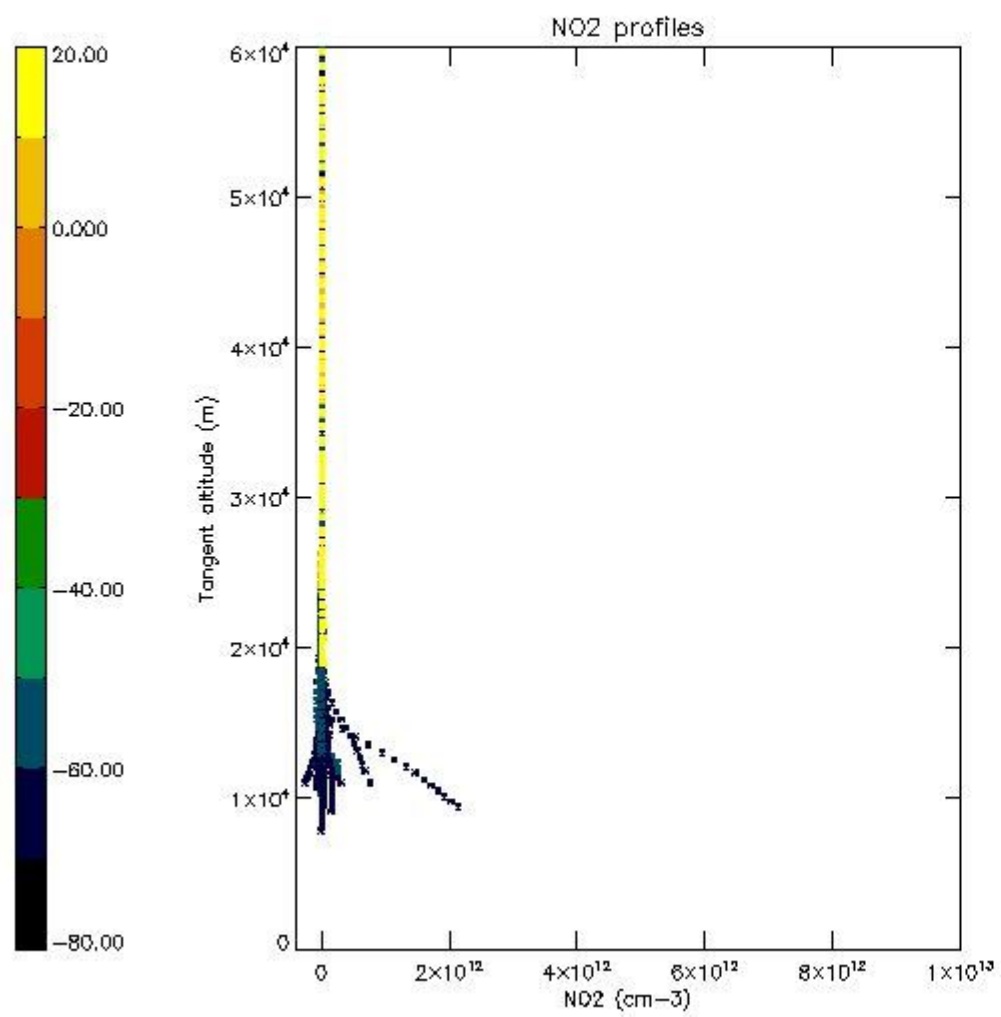
5.5 Plot ozone profiles where STD < 5% (dark without errors)

The colorbar represents the latitude.



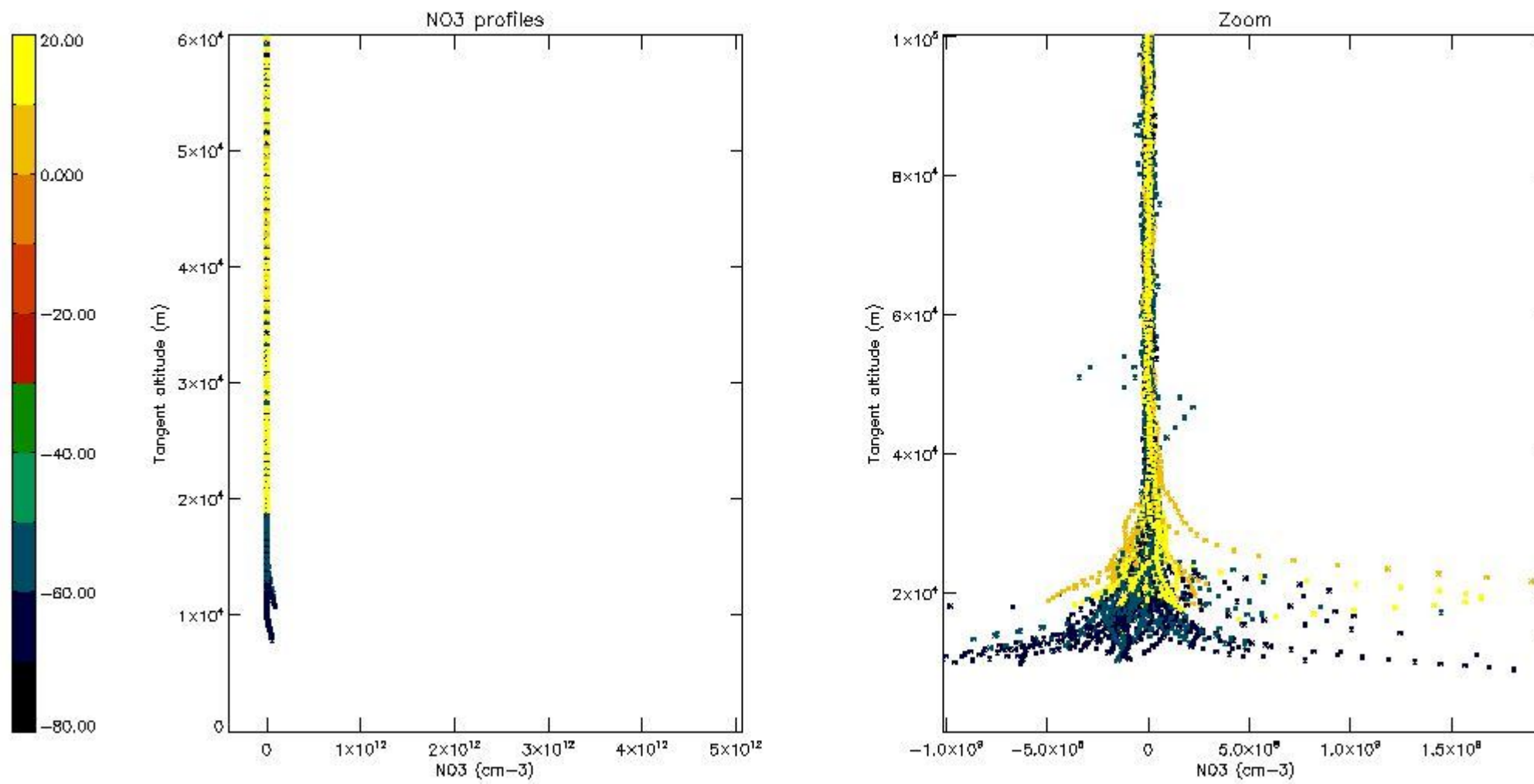
5.6 Plot NO₂ profiles for all STD (dark without errors)

The colorbar represents the latitude.



5.7 Plot NO3 profiles for all STD (dark without errors)

The colorbar represents the latitude.



6. Auxiliary Data Files used for the production reported in section 2

The number reported in the third column indicates since which file (see list in section 2) the corresponding auxiliary file has been used. The fourth column is the date of those product files.

Type	Auxiliary Filename	Used since product	Used since product date
INST_PHYS_CHARACTERISTICS	GOM_INS_AXVIEC20091111_143220_20030716_120000_20500101_000000	1	17-APR-2011 00:00:32
LEVEL-2_PROC_CONFIG	GOM_PR2_AXVIEC20091111_152718_20020301_000000_20500101_000000	1	17-APR-2011 00:00:32
CROSS_SECTIONS_FILE	GOM_CRS_AXVIEC20091111_154832_20020301_000000_20500101_000000	1	17-APR-2011 00:00:32

GOMOS Level 2 Daily Report

SUMMARY

[1. General Info](#)

[2. Summary of processed GOM_NL_2P products](#)

[3. Level 2 Quality information per product](#)

[3.1 Plot of level 2 quality information per product \(time dependant\)](#)

[3.2 Plot of level 2 quality information per product \(world map\)](#)

[4. Level 1 Quality information per product \(stored on level 2 products\)](#)

[4.1 Plot of level 1 quality information per product \(time dependant\)](#)

[4.1.1 Plot of level 1 quality information per product \(time dependant\): ASCENDING](#)

[4.1.2 Plot of level 1 quality information per product \(time dependant\): DESCENDING](#)

[4.2 Plot of level 1 quality information per product \(world map\)](#)

[4.2.1 Plot of level 1 quality information per product \(world map\): ASCENDING](#)

[4.2.2 Plot of level 1 quality information per product \(world map\): DESCENDING](#)

[5. Ozone profiles based on quality statistics and other trace gas profiles](#)

[5.1 Ozone statistics based on quality of products](#)

[5.2 Plot ozone profiles for all STD \(dark without errors\)](#)

[5.3 Plot ozone profiles where STD < 20% \(dark without errors\)](#)

[5.4. Plot ozone profiles where STD < 10% \(dark without errors\)](#)

[5.5. Plot ozone profiles where STD < 5% \(dark without errors\)](#)

[5.6 Plot NO2 profiles for all STD \(dark without errors\)](#)

[5.7 Plot NO3 profiles for all STD \(dark without errors\)](#)

[5.8 Plot H2O profiles \(only for occultations of stars 1,2,3,4,13,14,16,26,63 dark without errors\) for all STD](#)

[6. Auxiliary Data Files used for the production reported in section 2](#)

This report presents the daily analysis on parameters extracted from GOMOS level 2 data (GOM_NL__2P). It is intended to monitor some important parameters that will impact the quality of these products. A list of level 2 products (and content) that have arrived during the reporting day to the PCF is also given.

Item	Value
Time of report generation	24APR2013 12:31:25
Data source version	GOMOS/6.01
Start time of products	17-04-2011 (17APR2011 00:00:00)
Stop time of products	18-04-2011 (18APR2011 00:00:00)
Store outputs in DB	Yes
Nb of level 2 prods	318
Nb of prods with errors	0

2. Summary of processed GOM_NL__2P products.

Nr	Filename	UTC Start time	Limb	Duration	Star Id	Star Name	Star Mag	Star Temp	Nb Meas	Orbit	Prod. error
1	GOM_NL__2PRFIN20110417_000032_000000433101_00303_47731_4260.N1	17-APR-2011 00:00:32	Dark	43.000	142	49Del Cap	2.8500	8900.0	86	47731	No
2	GOM_NL__2PRFIN20110417_001456_000000673101_00304_47732_4251.N1	17-APR-2011 00:14:56	Dark	66.500	103	38Zet Sgr	2.6000	9700.0	133	47732	No
3	GOM_NL__2PRFIN20110417_001826_000000623101_00304_47732_4252.N1	17-APR-2011 00:18:26	Dark	61.500	38	20Eps Sgr	1.8360	11000.	123	47732	No
4	GOM_NL__2PRFIN20110417_002214_000000633101_00304_47732_4253.N1	17-APR-2011 00:22:14	Straylight	63.000	25	35Lam Sco	1.6200	28000.	126	47732	No
5	GOM_NL__2PRFIN20110417_002605_000000723101_00304_47732_4254.N1	17-APR-2011 00:26:05	Straylight	71.500	75	26Eps Sco	2.2910	4250.0	143	47732	No
6	GOM_NL__2PRFIN20110417_002918_000000433101_00304_47732_4255.N1	17-APR-2011 00:29:18	Straylight	43.000	81	Eta Cen	2.3560	28000.	86	47732	No
7	GOM_NL__2PRFIN20110417_003137_000000463101_00304_47732_4256.N1	17-APR-2011 00:31:37	Straylight	46.000	54	5The Cen	2.0550	4500.0	92	47732	No
8	GOM_NL__2PRFIN20110417_003745_000000653101_00304_47732_4257.N1	17-APR-2011 00:37:45	Bright	65.000	122	9Alp2Lib	2.7470	9700.0	130	47732	No
9	GOM_NL__2PRFIN20110417_003949_000000453101_00304_47732_4258.N1	17-APR-2011 00:39:49	Bright	44.500	15	67Alp Vir	0.97600	28000.	89	47732	No
10	GOM_NL__2PRFIN20110417_004633_000000393101_00304_47732_4259.N1	17-APR-2011 00:46:33	Bright	39.000	138	47Eps Vir	2.8280	4700.0	78	47732	No
11	GOM_NL__2PRFIN20110417_004945_000000463101_00304_47732_4260.N1	17-APR-2011 00:49:45	Bright	45.500	111	8Eta Boo	2.6800	6000.0	91	47732	No
12	GOM_NL__2PRFIN20110417_005434_000000393101_00304_47732_4261.N1	17-APR-2011 00:54:34	Bright	39.000	152	12Alp2CVn	2.8900	11000.	78	47732	No
13	GOM_NL__2PRFIN20110417_005728_000000483101_00304_47732_4262.N1	17-APR-2011 00:57:28	Bright	48.000	180	27Gam Boo	3.0400	8000.0	96	47732	No
14	GOM_NL__2PRFIN20110417_005933_000000553101_00304_47732_4263.N1	17-APR-2011 00:59:33	Bright	55.000	32	77Eps UMa	1.7630	11000.	110	47732	No
15	GOM_NL__2PRFIN20110417_010555_000000363101_00304_47732_4264.N1	17-APR-2011 01:05:55	Bright	35.500	60	7Bet UMi	2.0810	3950.0	71	47732	No
16	GOM_NL__2PRFIN20110417_011601_000000403101_00304_47732_4265.N1	17-APR-2011 01:16:01	Bright	39.500	89	5Alp Cep	2.4510	8000.0	79	47732	No
17	GOM_NL__2PRFIN20110417_012115_000000503101_00304_47732_4266.N1	17-APR-2011 01:21:15	Bright	49.500	19	50Alp Cyg	1.2460	10500.	99	47732	No
18	GOM_NL__2PRFIN20110417_012302_000000553101_00304_47732_4267.N1	17-APR-2011 01:23:02	Bright	55.000	66	37Gam Cyg	2.2080	5900.0	110	47732	No
19	GOM_NL__2PRFIN20110417_012540_000000553101_00304_47732_4268.N1	17-APR-2011 01:25:40	Bright	55.000	92	53Eps Cyg	2.5000	4500.0	110	47732	No
20	GOM_NL__2PRFIN20110417_013315_000000533101_00304_47732_4269.N1	17-APR-2011 01:33:15	Dark	53.000	61	8Eps Peg	2.1000	3900.0	106	47732	No
21	GOM_NL__2PRFIN20110417_013543_000000453101_00304_47732_4270.N1	17-APR-2011 01:35:43	Dark	44.500	162	34Alp Aqr	2.9440	5350.0	89	47732	No
22	GOM_NL__2PRFIN20110417_013825_000000513101_00304_47732_4271.N1	17-APR-2011 01:38:25	Dark	51.000	154	22Bet Aqr	2.8990	5700.0	102	47732	No
23	GOM_NL__2PRFIN20110417_014046_000000463101_00304_47732_4272.N1	17-APR-2011 01:40:46	Dark	46.000	142	49Del Cap	2.8500	8900.0	92	47732	No
24	GOM_NL__2PRFIN20110417_015511_000000653101_00305_47733_4263.N1	17-APR-2011 01:55:11	Dark	64.500	103	38Zet Sgr	2.6000	9700.0	129	47733	No
25	GOM_NL__2PRFIN20110417_015841_000000643101_00305_47733_4264.N1	17-APR-2011 01:58:41	Dark	63.500	38	20Eps Sgr	1.8360	11000.	127	47733	No
26	GOM_NL__2PRFIN20110417_020230_000000633101_00305_47733_4265.N1	17-APR-2011 02:02:30	Straylight	62.500	25	35Lam Sco	1.6200	28000.	125	47733	No
27	GOM_NL__2PRFIN20110417_020620_000000683101_00305_47733_4266.N1	17-APR-2011 02:06:20	Straylight	67.500	75	26Eps Sco	2.2910	4250.0	135	47733	No
28	GOM_NL__2PRFIN20110417_020932_000000453101_00305_47733_4267.N1	17-APR-2011 02:09:32	Straylight	44.500	81	Eta Cen	2.3560	28000.	89	47733	No
29	GOM_NL__2PRFIN20110417_021151_000000473101_00305_47733_4268.N1	17-APR-2011 02:11:51	Straylight	46.500	54	5The Cen	2.0550	4500.0	93	47733	No
30	GOM_NL__2PRFIN20110417_021759_000000583101_00305_47733_4269.N1	17-APR-2011 02:17:59	Bright	58.000	122	9Alp2Lib	2.7470	9700.0	116	47733	No
31	GOM_NL__2PRFIN20110417_022003_000000453101_00305_47733_4270.N1	17-APR-2011 02:20:03	Bright	44.500	15	67Alp Vir	0.97600	28000.	89	47733	No
32	GOM_NL__2PRFIN20110417_022647_000000393101_00305_47733_4271.N1	17-APR-2011 02:26:47	Bright	38.500	138	47Eps Vir	2.8280	4700.0	77	47733	No
33	GOM_NL__2PRFIN20110417_022958_000000463101_00305_47733_4272.N1	17-APR-2011 02:29:58	Bright	45.500	111	8Eta Boo	2.6800	6000.0	91	47733	No
34	GOM_NL__2PRFIN20110417_023448_000000383101_00305_47733_4273.N1	17-APR-2011 02:34:48	Bright	38.000	152	12Alp2CVn	2.8900	11000.	76	47733	No
35	GOM_NL__2PRFIN20110417_023742_000000473101_00305_47733_4274.N1	17-APR-2011 02:37:42	Bright	47.000	180	27Gam Boo	3.0400	8000.0	94	47733	No
36	GOM_NL__2PRFIN20110417_023947_000000383101_00305_47733_4275.N1	17-APR-2011 02:39:47	Bright	37.500	32	77Eps UMa	1.7630	11000.	75	47733	No
37	GOM_NL__2PRFIN20110417_024609_000000413101_00305_47733_4276.N1	17-APR-2011 02:46:09	Bright	40.500	60	7Bet UMi	2.0810	3950.0	81	47733	No
38	GOM_NL__2PRFIN20110417_025615_000000403101_00305_47733_4277.N1	17-APR-2011 02:56:15	Bright	39.500	89	5Alp Cep	2.4510	8000.0	79	47733	No
39	GOM_NL__2PRFIN20110417_030129_000000503101_00305_47733_4278.N1	17-APR-2011 03:01:29	Bright	50.000	19	50Alp Cyg	1.2460	10500.	100	47733	No
40	GOM_NL__2PRFIN20110417_030316_000000553101_00305_47733_4279.N1	17-APR-2011 03:03:16	Bright	54.500	66	37Gam Cyg	2.2080	5900.0	109	47733	No
41	GOM_NL__2PRFIN20110417_030554_000000573101_00305_47733_4280.N1	17-APR-2011 03:05:54	Bright	57.000	92	53Eps Cyg	2.5000	4500.0	114	47733	No
42	GOM_NL__2PRFIN20110417_031329_000000523101_00305_47733_4281.N1	17-APR-2011 03:13:29	Dark	51.500	61	8Eps Peg	2.1000	3900.0	103	47733	No

43	GOM_NL__2PRFIN20110417_031557_000000473101_00305_47733_4282.N1	17-APR-2011 03:15:57	Dark	46.500	162	34Alp Aqr	2.9440	5350.0	93	47733	No
44	GOM_NL__2PRFIN20110417_031840_000000523101_00305_47733_4283.N1	17-APR-2011 03:18:40	Dark	51.500	154	22Bet Aqr	2.8990	5700.0	103	47733	No
45	GOM_NL__2PRFIN20110417_032101_000000463101_00305_47733_4284.N1	17-APR-2011 03:21:01	Dark	46.000	142	49Del Cap	2.8500	8900.0	92	47733	No
46	GOM_NL__2PRFIN20110417_033527_000000663101_00306_47734_4283.N1	17-APR-2011 03:35:27	Dark	65.500	103	38Zet Sgr	2.6000	9700.0	131	47734	No
47	GOM_NL__2PRFIN20110417_033856_000000633101_00306_47734_4284.N1	17-APR-2011 03:38:56	Dark	63.000	38	20Eps Sgr	1.8360	11000.	126	47734	No
48	GOM_NL__2PRFIN20110417_034245_000000613101_00306_47734_4285.N1	17-APR-2011 03:42:45	Straylight	60.500	25	35Lam Sco	1.6200	28000.	121	47734	No
49	GOM_NL__2PRFIN20110417_034636_000000663101_00306_47734_4286.N1	17-APR-2011 03:46:36	Straylight	65.500	75	26Eps Sco	2.2910	4250.0	131	47734	No
50	GOM_NL__2PRFIN20110417_034947_000000453101_00306_47734_4287.N1	17-APR-2011 03:49:47	Straylight	45.000	81	Eta Cen	2.3560	28000.	90	47734	No
51	GOM_NL__2PRFIN20110417_035206_000000463101_00306_47734_4288.N1	17-APR-2011 03:52:06	Straylight	46.000	54	5The Cen	2.0550	4500.0	92	47734	No
52	GOM_NL__2PRFIN20110417_035813_000000633101_00306_47734_4289.N1	17-APR-2011 03:58:13	Bright	62.500	122	9Alp2Lib	2.7470	9700.0	125	47734	No
53	GOM_NL__2PRFIN20110417_040017_000000433101_00306_47734_4290.N1	17-APR-2011 04:00:17	Bright	42.500	15	67Alp Vir	0.97600	28000.	85	47734	No
54	GOM_NL__2PRFIN20110417_040701_000000393101_00306_47734_4291.N1	17-APR-2011 04:07:01	Bright	38.500	138	47Eps Vir	2.8280	4700.0	77	47734	No
55	GOM_NL__2PRFIN20110417_041012_000000463101_00306_47734_4292.N1	17-APR-2011 04:10:12	Bright	46.000	111	8Eta Boo	2.6800	6000.0	92	47734	No
56	GOM_NL__2PRFIN20110417_041502_000000373101_00306_47734_4293.N1	17-APR-2011 04:15:02	Bright	36.500	152	12Alp2CVn	2.8900	11000.	73	47734	No
57	GOM_NL__2PRFIN20110417_041755_000000473101_00306_47734_4294.N1	17-APR-2011 04:17:55	Bright	47.000	180	27Gam Boo	3.0400	8000.0	94	47734	No
58	GOM_NL__2PRFIN20110417_042001_000000363101_00306_47734_4295.N1	17-APR-2011 04:20:01	Bright	36.000	32	77Eps UMa	1.7630	11000.	72	47734	No
59	GOM_NL__2PRFIN20110417_042622_000000403101_00306_47734_4296.N1	17-APR-2011 04:26:22	Bright	40.000	60	7Bet UMi	2.0810	3950.0	80	47734	No
60	GOM_NL__2PRFIN20110417_043629_000000403101_00306_47734_4297.N1	17-APR-2011 04:36:29	Bright	39.500	89	5Alp Cep	2.4510	8000.0	79	47734	No
61	GOM_NL__2PRFIN20110417_044143_000000503101_00306_47734_4298.N1	17-APR-2011 04:41:43	Bright	50.000	19	50Alp Cyg	1.2460	10500.	100	47734	No
62	GOM_NL__2PRFIN20110417_044330_000000563101_00306_47734_4299.N1	17-APR-2011 04:43:30	Bright	56.000	66	37Gam Cyg	2.2080	5900.0	112	47734	No
63	GOM_NL__2PRFIN20110417_044609_000000583101_00306_47734_4300.N1	17-APR-2011 04:46:09	Bright	58.000	92	53Eps Cyg	2.5000	4500.0	116	47734	No
64	GOM_NL__2PRFIN20110417_045344_000000563101_00306_47734_4301.N1	17-APR-2011 04:53:44	Dark	56.000	61	8Eps Peg	2.1000	3900.0	112	47734	No
65	GOM_NL__2PRFIN20110417_045612_000000443101_00306_47734_4302.N1	17-APR-2011 04:56:12	Dark	44.000	162	34Alp Aqr	2.9440	5350.0	88	47734	No
66	GOM_NL__2PRFIN20110417_045854_000000513101_00306_47734_4303.N1	17-APR-2011 04:58:54	Dark	51.000	154	22Bet Aqr	2.8990	5700.0	102	47734	No
67	GOM_NL__2PRFIN20110417_050116_000000453101_00306_47734_4304.N1	17-APR-2011 05:01:16	Dark	45.000	142	49Del Cap	2.8500	8900.0	90	47734	No
68	GOM_NL__2PRFIN20110417_051543_000000633101_00307_47735_4294.N1	17-APR-2011 05:15:43	Dark	62.500	103	38Zet Sgr	2.6000	9700.0	125	47735	No
69	GOM_NL__2PRFIN20110417_051912_000000673101_00307_47735_4295.N1	17-APR-2011 05:19:12	Dark	67.000	38	20Eps Sgr	1.8360	11000.	134	47735	No
70	GOM_NL__2PRFIN20110417_052300_000000663101_00307_47735_4296.N1	17-APR-2011 05:23:00	Straylight	65.500	25	35Lam Sco	1.6200	28000.	131	47735	No
71	GOM_NL__2PRFIN20110417_052651_000000703101_00307_47735_4297.N1	17-APR-2011 05:26:51	Straylight	69.500	75	26Eps Sco	2.2910	4250.0	139	47735	No
72	GOM_NL__2PRFIN20110417_053001_000000433101_00307_47735_4298.N1	17-APR-2011 05:30:01	Straylight	43.000	81	Eta Cen	2.3560	28000.	86	47735	No
73	GOM_NL__2PRFIN20110417_053220_000000523101_00307_47735_4299.N1	17-APR-2011 05:32:20	Straylight	52.000	54	5The Cen	2.0550	4500.0	104	47735	No
74	GOM_NL__2PRFIN20110417_053828_000000653101_00307_47735_4300.N1	17-APR-2011 05:38:28	Bright	64.500	122	9Alp2Lib	2.7470	9700.0	129	47735	No
75	GOM_NL__2PRFIN20110417_054031_000000433101_00307_47735_4301.N1	17-APR-2011 05:40:31	Bright	42.500	15	67Alp Vir	0.97600	28000.	85	47735	No
76	GOM_NL__2PRFIN20110417_054715_000000413101_00307_47735_4302.N1	17-APR-2011 05:47:15	Bright	40.500	138	47Eps Vir	2.8280	4700.0	81	47735	No
77	GOM_NL__2PRFIN20110417_055026_000000473101_00307_47735_4303.N1	17-APR-2011 05:50:26	Bright	46.500	111	8Eta Boo	2.6800	6000.0	93	47735	No
78	GOM_NL__2PRFIN20110417_055516_000000393101_00307_47735_4304.N1	17-APR-2011 05:55:16	Bright	38.500	152	12Alp2CVn	2.8900	11000.	77	47735	No
79	GOM_NL__2PRFIN20110417_055808_000000463101_00307_47735_4305.N1	17-APR-2011 05:58:08	Bright	46.000	180	27Gam Boo	3.0400	8000.0	92	47735	No
80	GOM_NL__2PRFIN20110417_060015_000000383101_00307_47735_4306.N1	17-APR-2011 06:00:15	Bright	38.000	32	77Eps UMa	1.7630	11000.	76	47735	No
81	GOM_NL__2PRFIN20110417_060636_000000393101_00307_47735_4307.N1	17-APR-2011 06:06:36	Bright	38.500	60	7Bet UMi	2.0810	3950.0	77	47735	No
82	GOM_NL__2PRFIN20110417_061643_000000393101_00307_47735_4308.N1	17-APR-2011 06:16:43	Bright	38.500	89	5Alp Cep	2.4510	8000.0	77	47735	No
83	GOM_NL__2PRFIN20110417_062157_000000503101_00307_47735_4309.N1	17-APR-2011 06:21:57	Bright	49.500	19	50Alp Cyg	1.2460	10500.	99	47735	No
84	GOM_NL__2PRFIN20110417_062344_000000573101_00307_47735_4310.N1	17-APR-2011 06:23:44	Bright	56.500	66	37Gam Cyg	2.2080	5900.0	113	47735	No
85	GOM_NL__2PRFIN20110417_062623_000000613101_00307_47735_4311.N1	17-APR-2011 06:26:23	Bright	61.000	92	53Eps Cyg	2.5000	4500.0	122	47735	No
86	GOM_NL__2PRFIN20110417_063358_000000553101_00307_47735_4312.N1	17-APR-2011 06:33:58	Dark	55.000	61	8Eps Peg	2.1000	3900.0	110	47735	No
87	GOM_NL__2PRFIN20110417_063626_000000453101_00307_47735_4313.N1	17-APR-2011 06:36:26	Dark	44.500	162	34Alp Aqr	2.9440	5350.0	89	47735	No
88	GOM_NL__2PRFIN20110417_063909_000000513101_00307_47735_4314.N1	17-APR-2011 06:39:09	Dark	50.500	154	22Bet Aqr	2.8990	5700.0	101	47735	No
89	GOM_NL__2PRFIN20110417_064130_000000463101_00307_47735_4315.N1	17-APR-2011 06:41:30	Dark	45.500	142	49Del Cap	2.8500	8900.0	91	47735	No
90	GOM_NL__2PRFIN20110417_065559_000000643101_00308_47736_4328.N1	17-APR-2011 06:55:59	Dark	64.000	103	38Zet Sgr	2.6000	9700.0	128	47736	No
91	GOM_NL__2PRFIN20110417_065928_000000693101_00308_47736_4329.N1	17-APR-2011 06:59:28	Dark	69.000	38	20Eps Sgr	1.8360	11000.	138	47736	No
92	GOM_NL__2PRFIN20110417_070316_000000613101_00308_47736_4330.N1	17-APR-2011 07:03:16	Straylight	60.500	25	35Lam Sco	1.6200	28000.	121	47736	No
93	GOM_NL__2PRFIN20110417_070706_000000683101_00308_47736_4331.N1	17-APR-2011 07:07:06	Straylight	67.500	75	26Eps Sco	2.2910	4250.0	135	47736	No
94	GOM_NL__2PRFIN20110417_071016_000000433101_00308_47736_4332.N1	17-APR-2011 07:10:16	Straylight	43.000	81	Eta Cen	2.3560	28000.	86	47736	No
95	GOM_NL__2PRFIN20110417_071235_000000483101_00308_47736_4333.N1	17-APR-2011 07:12:35	Straylight	48.000	54	5The Cen	2.0550	4500.0	96	47736	No
96	GOM_NL__2PRFIN20110417_071842_000000633101_00308_47736_4334.N1	17-APR-2011 07:18:42	Bright	62.500	122	9Alp2Lib	2.7470	9700.0	125	47736	No
97	GOM_NL__2PRFIN20110417_072046_000000433101_00308_47736_4335.N1	17-APR-2011 07:20:46	Bright	42.500	15	67Alp Vir	0.97600	28000.	85	47736	No
98	GOM_NL__2PRFIN20110417_072729_000000563101_00308_47736_4336.N1	17-APR-2011 07:27:29	Bright	56.000	138	47Eps Vir	2.8280	4700.0	112	47736	No
99	GOM_NL__2PRFIN20110417_073039_000000463101_00308_47736_4337.N1	17-APR-2011 07:30:39	Bright	46.000	111	8Eta Boo	2.6800	6000.0	92	47736	No
100	GOM_NL__2PRFIN20110417_073530_000000383101_00308_47736_4338.N1	17-APR-2011 07:35:30	Bright	38.000	152	12Alp2CVn	2.8900	11000.	76	47736	No
101	GOM_NL__2PRFIN20110417_073821_000000593101_00308_47736_4339.N1	17-APR-2011 07:38:21	Bright	59.000	180	27Gam Boo	3.0400	8000.0	118	47736	No

102	GOM_NL__2PRFIN20110417_074028_000000393101_00308_47736_4340.N1	17-APR-2011 07:40:28	Bright	39.000	32	77Eps UMa	1.7630	11000.	78	47736	No
103	GOM_NL__2PRFIN20110417_074650_000000413101_00308_47736_4341.N1	17-APR-2011 07:46:50	Bright	40.500	60	7Bet UMi	2.0810	3950.0	81	47736	No
104	GOM_NL__2PRFIN20110417_075657_000000403101_00308_47736_4342.N1	17-APR-2011 07:56:57	Bright	40.000	89	5Alp Cep	2.4510	8000.0	80	47736	No
105	GOM_NL__2PRFIN20110417_080210_000000503101_00308_47736_4343.N1	17-APR-2011 08:02:10	Bright	50.000	19	50Alp Cyg	1.2460	10500.	100	47736	No
106	GOM_NL__2PRFIN20110417_080358_000000573101_00308_47736_4344.N1	17-APR-2011 08:03:58	Bright	56.500	66	37Gam Cyg	2.2080	5900.0	113	47736	No
107	GOM_NL__2PRFIN20110417_080637_000000603101_00308_47736_4345.N1	17-APR-2011 08:06:37	Bright	59.500	92	53Eps Cyg	2.5000	4500.0	119	47736	No
108	GOM_NL__2PRFIN20110417_081413_000000533101_00308_47736_4346.N1	17-APR-2011 08:14:13	Dark	53.000	61	8Eps Peg	2.1000	3900.0	106	47736	No
109	GOM_NL__2PRFIN20110417_081641_000000443101_00308_47736_4347.N1	17-APR-2011 08:16:41	Dark	44.000	162	34Alp Aqr	2.9440	5350.0	88	47736	No
110	GOM_NL__2PRFIN20110417_081924_000000483101_00308_47736_4348.N1	17-APR-2011 08:19:24	Dark	47.500	154	22Bet Aqr	2.8990	5700.0	95	47736	No
111	GOM_NL__2PRFIN20110417_082145_000000463101_00308_47736_4349.N1	17-APR-2011 08:21:45	Dark	46.000	142	49Del Cap	2.8500	8900.0	92	47736	No
112	GOM_NL__2PRFIN20110417_083614_000000643101_00309_47737_4365.N1	17-APR-2011 08:36:14	Dark	63.500	103	38Zet Sgr	2.6000	9700.0	127	47737	No
113	GOM_NL__2PRFIN20110417_083943_000000633101_00309_47737_4366.N1	17-APR-2011 08:39:43	Dark	63.000	38	20Eps Sgr	1.8360	11000.	126	47737	No
114	GOM_NL__2PRFIN20110417_084331_000000603101_00309_47737_4367.N1	17-APR-2011 08:43:31	Straylight	60.000	25	35Lam Sco	1.6200	28000.	120	47737	No
115	GOM_NL__2PRFIN20110417_084721_000000623101_00309_47737_4368.N1	17-APR-2011 08:47:21	Straylight	62.000	75	26Eps Sco	2.2910	4250.0	124	47737	No
116	GOM_NL__2PRFIN20110417_085030_000000453101_00309_47737_4369.N1	17-APR-2011 08:50:30	Straylight	44.500	81	Eta Cen	2.3560	28000.	89	47737	No
117	GOM_NL__2PRFIN20110417_085249_000000523101_00309_47737_4370.N1	17-APR-2011 08:52:49	Straylight	51.500	54	5The Cen	2.0550	4500.0	103	47737	No
118	GOM_NL__2PRFIN20110417_085856_000000633101_00309_47737_4371.N1	17-APR-2011 08:58:56	Bright	63.000	122	9Alp2Lib	2.7470	9700.0	126	47737	No
119	GOM_NL__2PRFIN20110417_090100_000000423101_00309_47737_4372.N1	17-APR-2011 09:01:00	Bright	41.500	15	67Alp Vir	0.97600	28000.	83	47737	No
120	GOM_NL__2PRFIN20110417_090742_000000403101_00309_47737_4373.N1	17-APR-2011 09:07:42	Bright	39.500	138	47Eps Vir	2.8280	4700.0	79	47737	No
121	GOM_NL__2PRFIN20110417_091053_000000463101_00309_47737_4374.N1	17-APR-2011 09:10:53	Bright	46.000	111	8Eta Boo	2.6800	6000.0	92	47737	No
122	GOM_NL__2PRFIN20110417_091544_000000383101_00309_47737_4375.N1	17-APR-2011 09:15:44	Bright	38.000	152	12Alp2CVn	2.8900	11000.	76	47737	No
123	GOM_NL__2PRFIN20110417_091834_000000483101_00309_47737_4376.N1	17-APR-2011 09:18:34	Bright	48.000	180	27Gam Boo	3.0400	8000.0	96	47737	No
124	GOM_NL__2PRFIN20110417_092042_000000363101_00309_47737_4377.N1	17-APR-2011 09:20:42	Bright	36.000	32	77Eps UMa	1.7630	11000.	72	47737	No
125	GOM_NL__2PRFIN20110417_092704_000000473101_00309_47737_4378.N1	17-APR-2011 09:27:04	Bright	46.500	60	7Bet UMi	2.0810	3950.0	93	47737	No
126	GOM_NL__2PRFIN20110417_093710_000000583101_00309_47737_4379.N1	17-APR-2011 09:37:10	Bright	58.000	89	5Alp Cep	2.4510	8000.0	116	47737	No
127	GOM_NL__2PRFIN20110417_094224_000000493101_00309_47737_4380.N1	17-APR-2011 09:42:24	Bright	49.000	19	50Alp Cyg	1.2460	10500.	98	47737	No
128	GOM_NL__2PRFIN20110417_094412_000000573101_00309_47737_4381.N1	17-APR-2011 09:44:12	Bright	57.000	66	37Gam Cyg	2.2080	5900.0	114	47737	No
129	GOM_NL__2PRFIN20110417_094651_000000583101_00309_47737_4382.N1	17-APR-2011 09:46:51	Bright	58.000	92	53Eps Cyg	2.5000	4500.0	116	47737	No
130	GOM_NL__2PRFIN20110417_095427_000000543101_00309_47737_4383.N1	17-APR-2011 09:54:27	Dark	54.000	61	8Eps Peg	2.1000	3900.0	108	47737	No
131	GOM_NL__2PRFIN20110417_095655_000000453101_00309_47737_4384.N1	17-APR-2011 09:56:55	Dark	45.000	162	34Alp Aqr	2.9440	5350.0	90	47737	No
132	GOM_NL__2PRFIN20110417_095939_000000543101_00309_47737_4385.N1	17-APR-2011 09:59:39	Dark	53.500	154	22Bet Aqr	2.8990	5700.0	107	47737	No
133	GOM_NL__2PRFIN20110417_100200_000000453101_00309_47737_4386.N1	17-APR-2011 10:02:00	Dark	44.500	142	49Del Cap	2.8500	8900.0	89	47737	No
134	GOM_NL__2PRFIN20110417_101630_000000653101_00310_47738_4402.N1	17-APR-2011 10:16:30	Dark	64.500	103	38Zet Sgr	2.6000	9700.0	129	47738	No
135	GOM_NL__2PRFIN20110417_101959_000000623101_00310_47738_4403.N1	17-APR-2011 10:19:59	Dark	61.500	38	20Eps Sgr	1.8360	11000.	123	47738	No
136	GOM_NL__2PRFIN20110417_102346_000000623101_00310_47738_4404.N1	17-APR-2011 10:23:46	Straylight	62.000	25	35Lam Sco	1.6200	28000.	124	47738	No
137	GOM_NL__2PRFIN20110417_102736_000000713101_00310_47738_4405.N1	17-APR-2011 10:27:36	Straylight	70.500	75	26Eps Sco	2.2910	4250.0	141	47738	No
138	GOM_NL__2PRFIN20110417_103044_000000433101_00310_47738_4406.N1	17-APR-2011 10:30:44	Straylight	43.000	81	Eta Cen	2.3560	28000.	86	47738	No
139	GOM_NL__2PRFIN20110417_103303_000000503101_00310_47738_4407.N1	17-APR-2011 10:33:03	Straylight	49.500	54	5The Cen	2.0550	4500.0	99	47738	No
140	GOM_NL__2PRFIN20110417_103910_000000623101_00310_47738_4408.N1	17-APR-2011 10:39:10	Bright	62.000	122	9Alp2Lib	2.7470	9700.0	124	47738	No
141	GOM_NL__2PRFIN20110417_104113_000000433101_00310_47738_4409.N1	17-APR-2011 10:41:13	Bright	43.000	15	67Alp Vir	0.97600	28000.	86	47738	No
142	GOM_NL__2PRFIN20110417_104756_000000563101_00310_47738_4410.N1	17-APR-2011 10:47:56	Bright	56.000	138	47Eps Vir	2.8280	4700.0	112	47738	No
143	GOM_NL__2PRFIN20110417_105106_000000463101_00310_47738_4411.N1	17-APR-2011 10:51:06	Bright	45.500	111	8Eta Boo	2.6800	6000.0	91	47738	No
144	GOM_NL__2PRFIN20110417_105557_000000363101_00310_47738_4412.N1	17-APR-2011 10:55:57	Bright	35.500	152	12Alp2CVn	2.8900	11000.	71	47738	No
145	GOM_NL__2PRFIN20110417_105848_000000473101_00310_47738_4413.N1	17-APR-2011 10:58:48	Bright	46.500	180	27Gam Boo	3.0400	8000.0	93	47738	No
146	GOM_NL__2PRFIN20110417_110056_000000423101_00310_47738_4414.N1	17-APR-2011 11:00:56	Bright	41.500	32	77Eps UMa	1.7630	11000.	83	47738	No
147	GOM_NL__2PRFIN20110417_110717_000000413101_00310_47738_4415.N1	17-APR-2011 11:07:17	Bright	41.000	60	7Bet UMi	2.0810	3950.0	82	47738	No
148	GOM_NL__2PRFIN20110417_111724_000000403101_00310_47738_4416.N1	17-APR-2011 11:17:24	Bright	39.500	89	5Alp Cep	2.4510	8000.0	79	47738	No
149	GOM_NL__2PRFIN20110417_112238_000000483101_00310_47738_4417.N1	17-APR-2011 11:22:38	Bright	48.000	19	50Alp Cyg	1.2460	10500.	96	47738	No
150	GOM_NL__2PRFIN20110417_112425_000000583101_00310_47738_4418.N1	17-APR-2011 11:24:25	Bright	57.500	66	37Gam Cyg	2.2080	5900.0	115	47738	No
151	GOM_NL__2PRFIN20110417_112705_000000593101_00310_47738_4419.N1	17-APR-2011 11:27:05	Bright	58.500	92	53Eps Cyg	2.5000	4500.0	117	47738	No
152	GOM_NL__2PRFIN20110417_113442_000000513101_00310_47738_4420.N1	17-APR-2011 11:34:42	Dark	51.000	61	8Eps Peg	2.1000	3900.0	102	47738	No
153	GOM_NL__2PRFIN20110417_113710_000000473101_00310_47738_4421.N1	17-APR-2011 11:37:10	Dark	47.000	162	34Alp Aqr	2.9440	5350.0	94	47738	No
154	GOM_NL__2PRFIN20110417_113953_000000523101_00310_47738_4422.N1	17-APR-2011 11:39:53	Dark	52.000	154	22Bet Aqr	2.8990	5700.0	104	47738	No
155	GOM_NL__2PRFIN20110417_114214_000000453101_00310_47738_4423.N1	17-APR-2011 11:42:14	Dark	45.000	142	49Del Cap	2.8500	8900.0	90	47738	No
156	GOM_NL__2PRFIN20110417_115645_000000633101_00311_47739_4434.N1	17-APR-2011 11:56:45	Dark	63.000	103	38Zet Sgr	2.6000	9700.0	126	47739	No
157	GOM_NL__2PRFIN20110417_120014_000000623101_00311_47739_4435.N1	17-APR-2011 12:00:14	Dark	62.000	38	20Eps Sgr	1.8360	11000.	124	47739	No
158	GOM_NL__2PRFIN20110417_120401_000000683101_00311_47739_4436.N1	17-APR-2011 12:04:01	Straylight	67.500	25	35Lam Sco	1.6200	28000.	135	47739	No
159	GOM_NL__2PRFIN20110417_120751_000000683101_00311_47739_4437.N1	17-APR-2011 12:07:51	Straylight	67.500	75	26Eps Sco	2.2910	4250.0	135	47739	No
160	GOM_NL__2PRFIN20110417_121059_000000423101_00311_47739_4438.N1	17-APR-2011 12:10:59	Straylight	42.000	81	Eta Cen	2.3560	28000.	84	47739	No

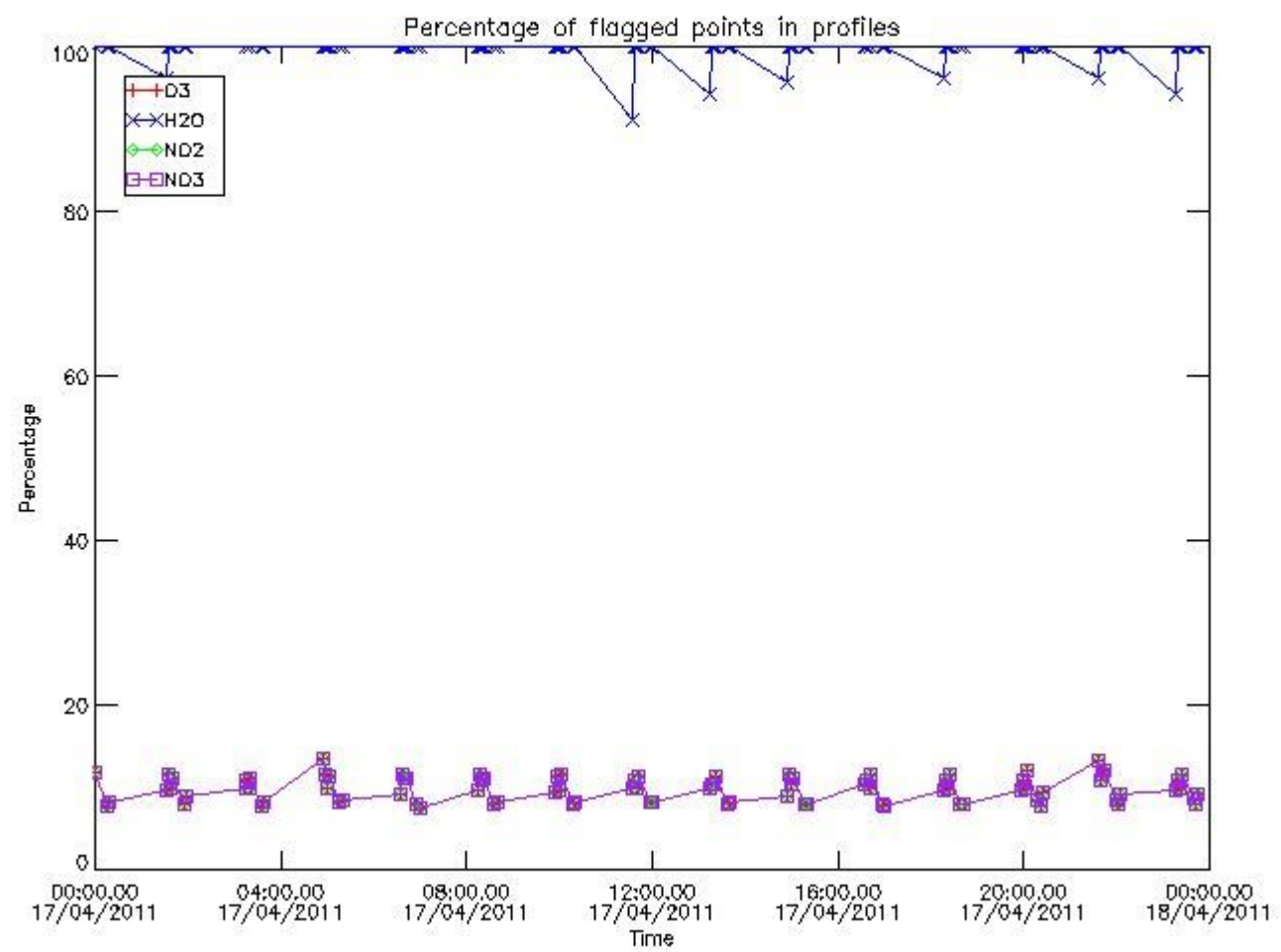
161	GOM_NL__2PRFIN20110417_121317_000000483101_00311_47739_4439.N1	17-APR-2011 12:13:17	Straylight	47.500	54	5The Cen	2.0550	4500.0	95	47739	No
162	GOM_NL__2PRFIN20110417_121924_000000623101_00311_47739_4440.N1	17-APR-2011 12:19:24	Bright	61.500	122	9Alp2Lib	2.7470	9700.0	123	47739	No
163	GOM_NL__2PRFIN20110417_122128_000000433101_00311_47739_4441.N1	17-APR-2011 12:21:28	Bright	43.000	15	67Alp Vir	0.97600	28000.	86	47739	No
164	GOM_NL__2PRFIN20110417_122810_000000563101_00311_47739_4442.N1	17-APR-2011 12:28:10	Bright	56.000	138	47Eps Vir	2.8280	4700.0	112	47739	No
165	GOM_NL__2PRFIN20110417_123120_000000463101_00311_47739_4443.N1	17-APR-2011 12:31:20	Bright	46.000	111	8Eta Boo	2.6800	6000.0	92	47739	No
166	GOM_NL__2PRFIN20110417_123611_000000563101_00311_47739_4444.N1	17-APR-2011 12:36:11	Bright	56.000	152	12Alp2CVn	2.8900	11000.	112	47739	No
167	GOM_NL__2PRFIN20110417_123901_000000543101_00311_47739_4445.N1	17-APR-2011 12:39:01	Bright	54.000	180	27Gam Boo	3.0400	8000.0	108	47739	No
168	GOM_NL__2PRFIN20110417_124113_000000353101_00311_47739_4446.N1	17-APR-2011 12:41:13	Bright	35.000	32	77Eps UMa	1.7630	11000.	70	47739	No
169	GOM_NL__2PRFIN20110417_124731_000000403101_00311_47739_4447.N1	17-APR-2011 12:47:31	Bright	40.000	60	7Bet UMi	2.0810	3950.0	80	47739	No
170	GOM_NL__2PRFIN20110417_125738_000000403101_00311_47739_4448.N1	17-APR-2011 12:57:38	Bright	40.000	89	5Alp Cep	2.4510	8000.0	80	47739	No
171	GOM_NL__2PRFIN20110417_130252_000000503101_00311_47739_4449.N1	17-APR-2011 13:02:52	Bright	49.500	19	50Alp Cyg	1.2460	10500.	99	47739	No
172	GOM_NL__2PRFIN20110417_130439_000000583101_00311_47739_4450.N1	17-APR-2011 13:04:39	Bright	58.000	66	37Gam Cyg	2.2080	5900.0	116	47739	No
173	GOM_NL__2PRFIN20110417_130719_000000533101_00311_47739_4451.N1	17-APR-2011 13:07:19	Bright	53.000	92	53Eps Cyg	2.5000	4500.0	106	47739	No
174	GOM_NL__2PRFIN20110417_131456_000000523101_00311_47739_4452.N1	17-APR-2011 13:14:56	Dark	52.000	61	8Eps Peg	2.1000	3900.0	104	47739	No
175	GOM_NL__2PRFIN20110417_131724_000000503101_00311_47739_4453.N1	17-APR-2011 13:17:24	Dark	49.500	162	34Alp Aqr	2.9440	5350.0	99	47739	No
176	GOM_NL__2PRFIN20110417_132008_000000503101_00311_47739_4454.N1	17-APR-2011 13:20:08	Dark	49.500	154	22Bet Aqr	2.8990	5700.0	99	47739	No
177	GOM_NL__2PRFIN20110417_132229_000000453101_00311_47739_4455.N1	17-APR-2011 13:22:29	Dark	45.000	142	49Del Cap	2.8500	8900.0	90	47739	No
178	GOM_NL__2PRFIN20110417_133701_000000643101_00312_47740_4470.N1	17-APR-2011 13:37:01	Dark	64.000	103	38Zet Sgr	2.6000	9700.0	128	47740	No
179	GOM_NL__2PRFIN20110417_134029_000000633101_00312_47740_4471.N1	17-APR-2011 13:40:29	Dark	63.000	38	20Eps Sgr	1.8360	11000.	126	47740	No
180	GOM_NL__2PRFIN20110417_134416_000000643101_00312_47740_4472.N1	17-APR-2011 13:44:16	Straylight	64.000	25	35Lam Sco	1.6200	28000.	128	47740	No
181	GOM_NL__2PRFIN20110417_134806_000000713101_00312_47740_4473.N1	17-APR-2011 13:48:06	Straylight	71.000	75	26Eps Sco	2.2910	4250.0	142	47740	No
182	GOM_NL__2PRFIN20110417_135113_000000443101_00312_47740_4474.N1	17-APR-2011 13:51:13	Straylight	43.500	81	Eta Cen	2.3560	28000.	87	47740	No
183	GOM_NL__2PRFIN20110417_135332_000000493101_00312_47740_4475.N1	17-APR-2011 13:53:32	Straylight	49.000	54	5The Cen	2.0550	4500.0	98	47740	No
184	GOM_NL__2PRFIN20110417_135938_000000583101_00312_47740_4476.N1	17-APR-2011 13:59:38	Bright	58.000	122	9Alp2Lib	2.7470	9700.0	116	47740	No
185	GOM_NL__2PRFIN20110417_140142_000000433101_00312_47740_4477.N1	17-APR-2011 14:01:42	Bright	43.000	15	67Alp Vir	0.97600	28000.	86	47740	No
186	GOM_NL__2PRFIN20110417_140824_000000563101_00312_47740_4478.N1	17-APR-2011 14:08:24	Bright	56.000	138	47Eps Vir	2.8280	4700.0	112	47740	No
187	GOM_NL__2PRFIN20110417_141133_000000453101_00312_47740_4479.N1	17-APR-2011 14:11:33	Bright	45.000	111	8Eta Boo	2.6800	6000.0	90	47740	No
188	GOM_NL__2PRFIN20110417_141625_000000563101_00312_47740_4480.N1	17-APR-2011 14:16:25	Bright	55.500	152	12Alp2CVn	2.8900	11000.	111	47740	No
189	GOM_NL__2PRFIN20110417_141914_000000503101_00312_47740_4481.N1	17-APR-2011 14:19:14	Bright	50.000	180	27Gam Boo	3.0400	8000.0	100	47740	No
190	GOM_NL__2PRFIN20110417_142134_000000403101_00312_47740_4482.N1	17-APR-2011 14:21:34	Bright	40.000	55	79Zet UMa	2.0600	10200.	80	47740	No
191	GOM_NL__2PRFIN20110417_142745_000000403101_00312_47740_4483.N1	17-APR-2011 14:27:45	Bright	39.500	60	7Bet UMi	2.0810	3950.0	79	47740	No
192	GOM_NL__2PRFIN20110417_143752_000000383101_00312_47740_4484.N1	17-APR-2011 14:37:52	Bright	38.000	89	5Alp Cep	2.4510	8000.0	76	47740	No
193	GOM_NL__2PRFIN20110417_144306_000000513101_00312_47740_4485.N1	17-APR-2011 14:43:06	Bright	50.500	19	50Alp Cyg	1.2460	10500.	101	47740	No
194	GOM_NL__2PRFIN20110417_144453_000000583101_00312_47740_4486.N1	17-APR-2011 14:44:53	Bright	58.000	66	37Gam Cyg	2.2080	5900.0	116	47740	No
195	GOM_NL__2PRFIN20110417_144733_000000633101_00312_47740_4487.N1	17-APR-2011 14:47:33	Bright	62.500	92	53Eps Cyg	2.5000	4500.0	125	47740	No
196	GOM_NL__2PRFIN20110417_145511_000000583101_00312_47740_4488.N1	17-APR-2011 14:55:11	Dark	57.500	61	8Eps Peg	2.1000	3900.0	115	47740	No
197	GOM_NL__2PRFIN20110417_145738_000000483101_00312_47740_4489.N1	17-APR-2011 14:57:38	Dark	48.000	162	34Alp Aqr	2.9440	5350.0	96	47740	No
198	GOM_NL__2PRFIN20110417_150023_000000493101_00312_47740_4490.N1	17-APR-2011 15:00:23	Dark	49.000	154	22Bet Aqr	2.8990	5700.0	98	47740	No
199	GOM_NL__2PRFIN20110417_150243_000000463101_00312_47740_4491.N1	17-APR-2011 15:02:43	Dark	46.000	142	49Del Cap	2.8500	8900.0	92	47740	No
200	GOM_NL__2PRFIN20110417_151717_000000653101_00313_47741_4532.N1	17-APR-2011 15:17:17	Dark	64.500	103	38Zet Sgr	2.6000	9700.0	129	47741	No
201	GOM_NL__2PRFIN20110417_152045_000000653101_00313_47741_4533.N1	17-APR-2011 15:20:45	Dark	64.500	38	20Eps Sgr	1.8360	11000.	129	47741	No
202	GOM_NL__2PRFIN20110417_152432_000000643101_00313_47741_4534.N1	17-APR-2011 15:24:32	Straylight	64.000	25	35Lam Sco	1.6200	28000.	128	47741	No
203	GOM_NL__2PRFIN20110417_152821_000000733101_00313_47741_4535.N1	17-APR-2011 15:28:21	Straylight	72.500	75	26Eps Sco	2.2910	4250.0	145	47741	No
204	GOM_NL__2PRFIN20110417_153127_000000423101_00313_47741_4536.N1	17-APR-2011 15:31:27	Straylight	42.000	81	Eta Cen	2.3560	28000.	84	47741	No
205	GOM_NL__2PRFIN20110417_153346_000000463101_00313_47741_4537.N1	17-APR-2011 15:33:46	Straylight	46.000	54	5The Cen	2.0550	4500.0	92	47741	No
206	GOM_NL__2PRFIN20110417_153952_000000603101_00313_47741_4538.N1	17-APR-2011 15:39:52	Bright	60.000	122	9Alp2Lib	2.7470	9700.0	120	47741	No
207	GOM_NL__2PRFIN20110417_154156_000000453101_00313_47741_4539.N1	17-APR-2011 15:41:56	Bright	44.500	15	67Alp Vir	0.97600	28000.	89	47741	No
208	GOM_NL__2PRFIN20110417_154838_000000393101_00313_47741_4540.N1	17-APR-2011 15:48:38	Bright	38.500	138	47Eps Vir	2.8280	4700.0	77	47741	No
209	GOM_NL__2PRFIN20110417_155147_000000563101_00313_47741_4541.N1	17-APR-2011 15:51:47	Bright	56.000	111	8Eta Boo	2.6800	6000.0	112	47741	No
210	GOM_NL__2PRFIN20110417_155638_000000363101_00313_47741_4542.N1	17-APR-2011 15:56:38	Bright	36.000	152	12Alp2CVn	2.8900	11000.	72	47741	No
211	GOM_NL__2PRFIN20110417_155927_000000463101_00313_47741_4543.N1	17-APR-2011 15:59:27	Bright	46.000	180	27Gam Boo	3.0400	8000.0	92	47741	No
212	GOM_NL__2PRFIN20110417_160148_000000393101_00313_47741_4544.N1	17-APR-2011 16:01:48	Bright	39.000	55	79Zet UMa	2.0600	10200.	78	47741	No
213	GOM_NL__2PRFIN20110417_160758_000000413101_00313_47741_4545.N1	17-APR-2011 16:07:58	Bright	40.500	60	7Bet UMi	2.0810	3950.0	81	47741	No
214	GOM_NL__2PRFIN20110417_161806_000000393101_00313_47741_4546.N1	17-APR-2011 16:18:06	Bright	39.000	89	5Alp Cep	2.4510	8000.0	78	47741	No
215	GOM_NL__2PRFIN20110417_162320_000000513101_00313_47741_4547.N1	17-APR-2011 16:23:20	Bright	51.000	19	50Alp Cyg	1.2460	10500.	102	47741	No
216	GOM_NL__2PRFIN20110417_162507_000000563101_00313_47741_4548.N1	17-APR-2011 16:25:07	Bright	55.500	66	37Gam Cyg	2.2080	5900.0	111	47741	No
217	GOM_NL__2PRFIN20110417_162747_000000583101_00313_47741_4549.N1	17-APR-2011 16:27:47	Bright	58.000	92	53Eps Cyg	2.5000	4500.0	116	47741	No
218	GOM_NL__2PRFIN20110417_163525_000000503101_00313_47741_4550.N1	17-APR-2011 16:35:25	Dark	49.500	61	8Eps Peg	2.1000	3900.0	99	47741	No
219	GOM_NL__2PRFIN20110417_163753_000000473101_00313_47741_4551.N1	17-APR-2011 16:37:53	Dark	47.000	162	34Alp Aqr	2.9440	5350.0	94	47741	No

279	GOM_NL__2PRFIN20110417_210229_000000413101_00316_47744_4626.N1	17-APR-2011 21:02:29	Bright	40.500	55	79Zet UMa	2.0600	10200.	81	47744	No
280	GOM_NL__2PRFIN20110417_210840_000000413101_00316_47744_4627.N1	17-APR-2011 21:08:40	Bright	40.500	60	7Bet UMi	2.0810	3950.0	81	47744	No
281	GOM_NL__2PRFIN20110417_211847_000000413101_00316_47744_4628.N1	17-APR-2011 21:18:47	Bright	40.500	89	5Alp Cep	2.4510	8000.0	81	47744	No
282	GOM_NL__2PRFIN20110417_212401_000000483101_00316_47744_4629.N1	17-APR-2011 21:24:01	Bright	47.500	19	50Alp Cyg	1.2460	10500.	95	47744	No
283	GOM_NL__2PRFIN20110417_212549_000000573101_00316_47744_4630.N1	17-APR-2011 21:25:49	Bright	56.500	66	37Gam Cyg	2.2080	5900.0	113	47744	No
284	GOM_NL__2PRFIN20110417_212829_000000583101_00316_47744_4631.N1	17-APR-2011 21:28:29	Bright	58.000	92	53Eps Cyg	2.5000	4500.0	116	47744	No
285	GOM_NL__2PRFIN20110417_213609_000000543101_00316_47744_4632.N1	17-APR-2011 21:36:09	Dark	53.500	61	8Eps Peg	2.1000	3900.0	107	47744	No
286	GOM_NL__2PRFIN20110417_213836_000000473101_00316_47744_4633.N1	17-APR-2011 21:38:36	Dark	46.500	162	34Alp Aqr	2.9440	5350.0	93	47744	No
287	GOM_NL__2PRFIN20110417_214121_000000453101_00316_47744_4634.N1	17-APR-2011 21:41:21	Dark	44.500	154	22Bet Aqr	2.8990	5700.0	89	47744	No
288	GOM_NL__2PRFIN20110417_214342_000000423101_00316_47744_4635.N1	17-APR-2011 21:43:42	Dark	42.000	142	49Del Cap	2.8500	8900.0	84	47744	No
289	GOM_NL__2PRFIN20110417_215819_000000613101_00317_47745_4645.N1	17-APR-2011 21:58:19	Dark	61.000	103	38Zet Sgr	2.6000	9700.0	122	47745	No
290	GOM_NL__2PRFIN20110417_220147_000000643101_00317_47745_4646.N1	17-APR-2011 22:01:47	Dark	63.500	38	20Eps Sgr	1.8360	11000.	127	47745	No
291	GOM_NL__2PRFIN20110417_220357_000000563101_00317_47745_4647.N1	17-APR-2011 22:03:57	Dark	56.000	178	lot1Sco	3.0220	6550.0	112	47745	No
292	GOM_NL__2PRFIN20110417_220533_000000663101_00317_47745_4648.N1	17-APR-2011 22:05:33	Straylight	65.500	25	35Lam Sco	1.6200	28000.	131	47745	No
293	GOM_NL__2PRFIN20110417_220921_000000693101_00317_47745_4649.N1	17-APR-2011 22:09:21	Straylight	69.000	75	26Eps Sco	2.2910	4250.0	138	47745	No
294	GOM_NL__2PRFIN20110417_221225_000000443101_00317_47745_4650.N1	17-APR-2011 22:12:25	Straylight	44.000	81	Eta Cen	2.3560	28000.	88	47745	No
295	GOM_NL__2PRFIN20110417_221443_000000503101_00317_47745_4651.N1	17-APR-2011 22:14:43	Straylight	49.500	54	5The Cen	2.0550	4500.0	99	47745	No
296	GOM_NL__2PRFIN20110417_222049_000000633101_00317_47745_4652.N1	17-APR-2011 22:20:49	Bright	62.500	122	9Alp2Lib	2.7470	9700.0	125	47745	No
297	GOM_NL__2PRFIN20110417_222252_000000423101_00317_47745_4653.N1	17-APR-2011 22:22:52	Bright	41.500	15	67Alp Vir	0.97600	28000.	83	47745	No
298	GOM_NL__2PRFIN20110417_222934_000000383101_00317_47745_4654.N1	17-APR-2011 22:29:34	Bright	38.000	138	47Eps Vir	2.8280	4700.0	76	47745	No
299	GOM_NL__2PRFIN20110417_223241_000000453101_00317_47745_4655.N1	17-APR-2011 22:32:41	Bright	45.000	111	8Eta Boo	2.6800	6000.0	90	47745	No
300	GOM_NL__2PRFIN20110417_223734_000000383101_00317_47745_4656.N1	17-APR-2011 22:37:34	Bright	38.000	152	12Alp2CVn	2.8900	11000.	76	47745	No
301	GOM_NL__2PRFIN20110417_224020_000000483101_00317_47745_4657.N1	17-APR-2011 22:40:20	Bright	48.000	180	27Gam Boo	3.0400	8000.0	96	47745	No
302	GOM_NL__2PRFIN20110417_224243_000000403101_00317_47745_4658.N1	17-APR-2011 22:42:43	Bright	39.500	55	79Zet UMa	2.0600	10200.	79	47745	No
303	GOM_NL__2PRFIN20110417_224853_000000413101_00317_47745_4659.N1	17-APR-2011 22:48:53	Bright	41.000	60	7Bet UMi	2.0810	3950.0	82	47745	No
304	GOM_NL__2PRFIN20110417_225901_000000383101_00317_47745_4660.N1	17-APR-2011 22:59:01	Bright	37.500	89	5Alp Cep	2.4510	8000.0	75	47745	No
305	GOM_NL__2PRFIN20110417_230415_000000523101_00317_47745_4661.N1	17-APR-2011 23:04:15	Bright	51.500	19	50Alp Cyg	1.2460	10500.	103	47745	No
306	GOM_NL__2PRFIN20110417_230602_000000553101_00317_47745_4662.N1	17-APR-2011 23:06:02	Bright	54.500	66	37Gam Cyg	2.2080	5900.0	109	47745	No
307	GOM_NL__2PRFIN20110417_230844_000000593101_00317_47745_4663.N1	17-APR-2011 23:08:44	Bright	58.500	92	53Eps Cyg	2.5000	4500.0	117	47745	No
308	GOM_NL__2PRFIN20110417_231623_000000533101_00317_47745_4664.N1	17-APR-2011 23:16:23	Dark	53.000	61	8Eps Peg	2.1000	3900.0	106	47745	No
309	GOM_NL__2PRFIN20110417_231851_000000483101_00317_47745_4665.N1	17-APR-2011 23:18:51	Dark	47.500	162	34Alp Aqr	2.9440	5350.0	95	47745	No
310	GOM_NL__2PRFIN20110417_232136_000000513101_00317_47745_4666.N1	17-APR-2011 23:21:36	Dark	50.500	154	22Bet Aqr	2.8990	5700.0	101	47745	No
311	GOM_NL__2PRFIN20110417_232357_000000443101_00317_47745_4667.N1	17-APR-2011 23:23:57	Dark	44.000	142	49Del Cap	2.8500	8900.0	88	47745	No
312	GOM_NL__2PRFIN20110417_233835_000000583101_00318_47746_4681.N1	17-APR-2011 23:38:35	Dark	58.000	103	38Zet Sgr	2.6000	9700.0	116	47746	No
313	GOM_NL__2PRFIN20110417_234202_000000643101_00318_47746_4682.N1	17-APR-2011 23:42:02	Dark	64.000	38	20Eps Sgr	1.8360	11000.	128	47746	No
314	GOM_NL__2PRFIN20110417_234412_000000553101_00318_47746_4683.N1	17-APR-2011 23:44:12	Dark	55.000	178	lot1Sco	3.0220	6550.0	110	47746	No
315	GOM_NL__2PRFIN20110417_234548_000000623101_00318_47746_4684.N1	17-APR-2011 23:45:48	Straylight	62.000	25	35Lam Sco	1.6200	28000.	124	47746	No
316	GOM_NL__2PRFIN20110417_234936_000000663101_00318_47746_4685.N1	17-APR-2011 23:49:36	Straylight	66.000	75	26Eps Sco	2.2910	4250.0	132	47746	No
317	GOM_NL__2PRFIN20110417_235240_000000433101_00318_47746_4686.N1	17-APR-2011 23:52:40	Straylight	43.000	81	Eta Cen	2.3560	28000.	86	47746	No
318	GOM_NL__2PRFIN20110417_235458_000000443101_00318_47746_4687.N1	17-APR-2011 23:54:58	Straylight	44.000	54	5The Cen	2.0550	4500.0	88	47746	No

3. Quality information per product

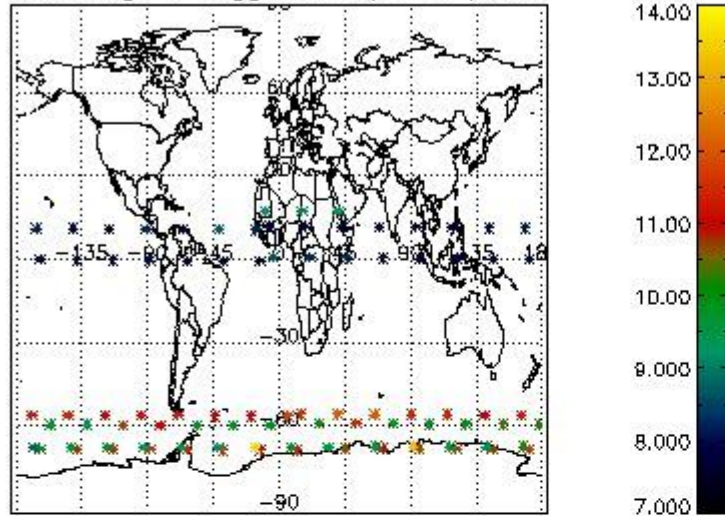
In this section it is plotted some information contained in the Quality Summary data set of the level 2 products. Only products in dark limb conditions and without errors (error flag in the MPH set to "0") are used.

3.1 Plot quality information per product (time dependant)

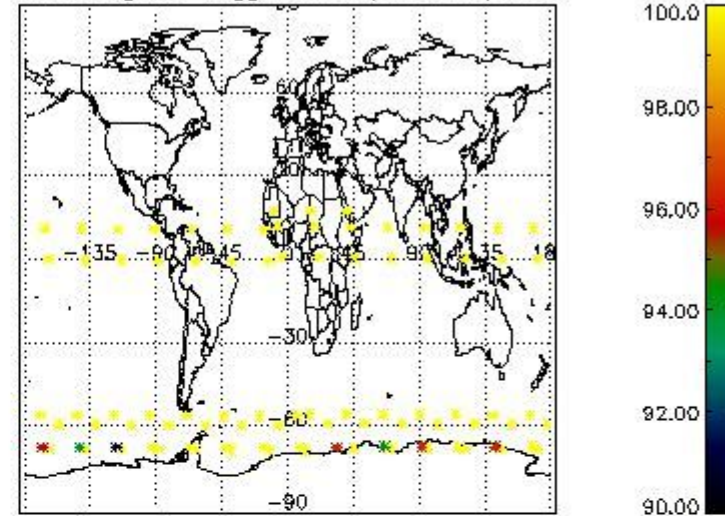


3.2 Plot quality information per product (world map)

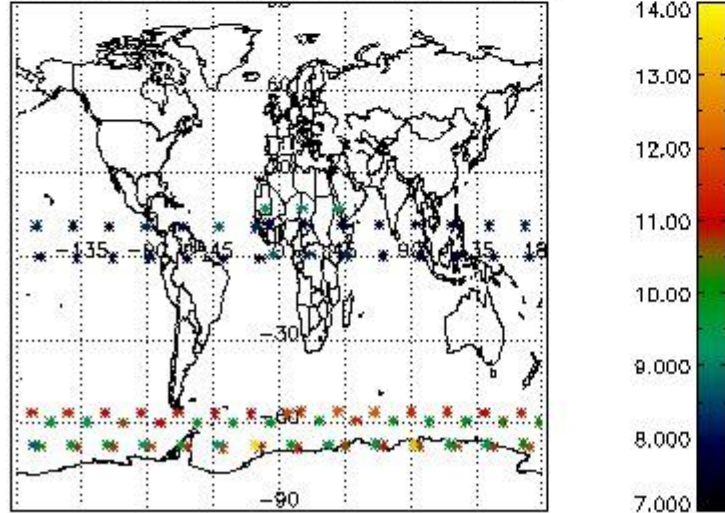
Percentage of flagged data per O3 profile



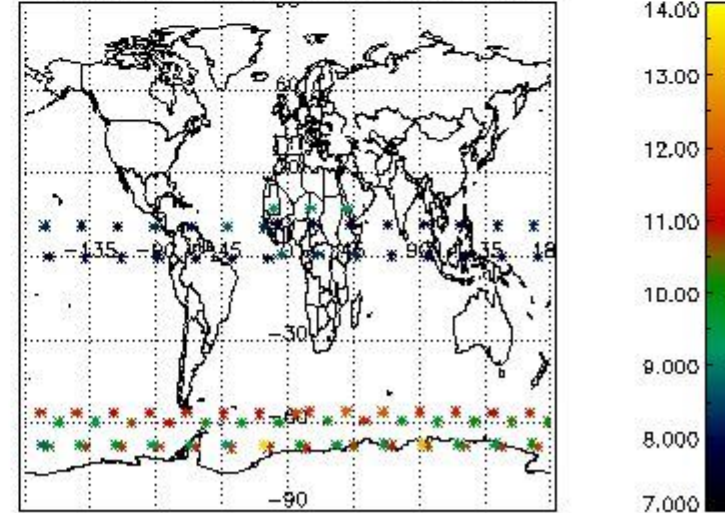
Percentage of flagged data per H2O profile



Percentage of flagged data per NO2 profile



Percentage of flagged data per NO3 profile

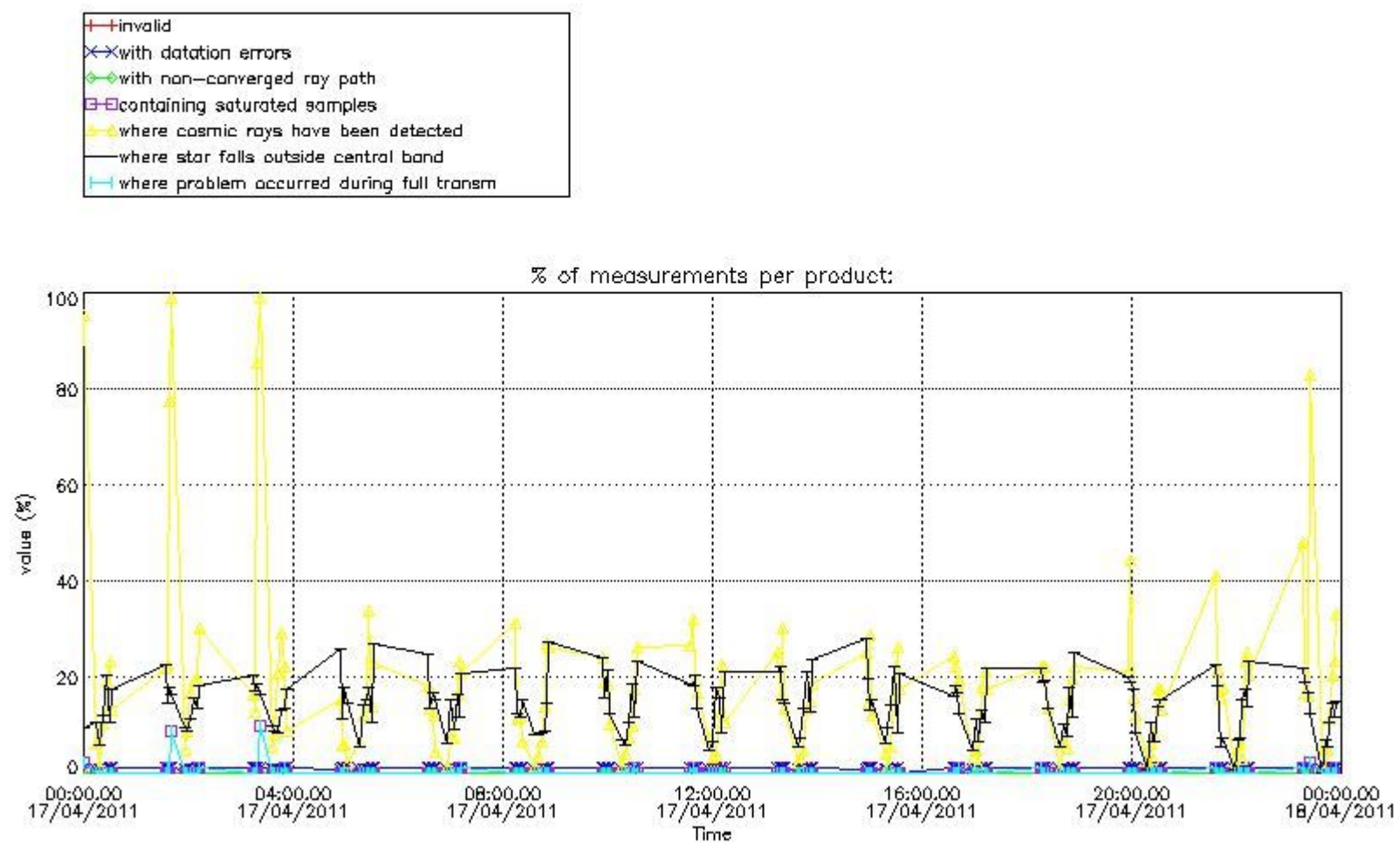


4. Level 1 quality information per product

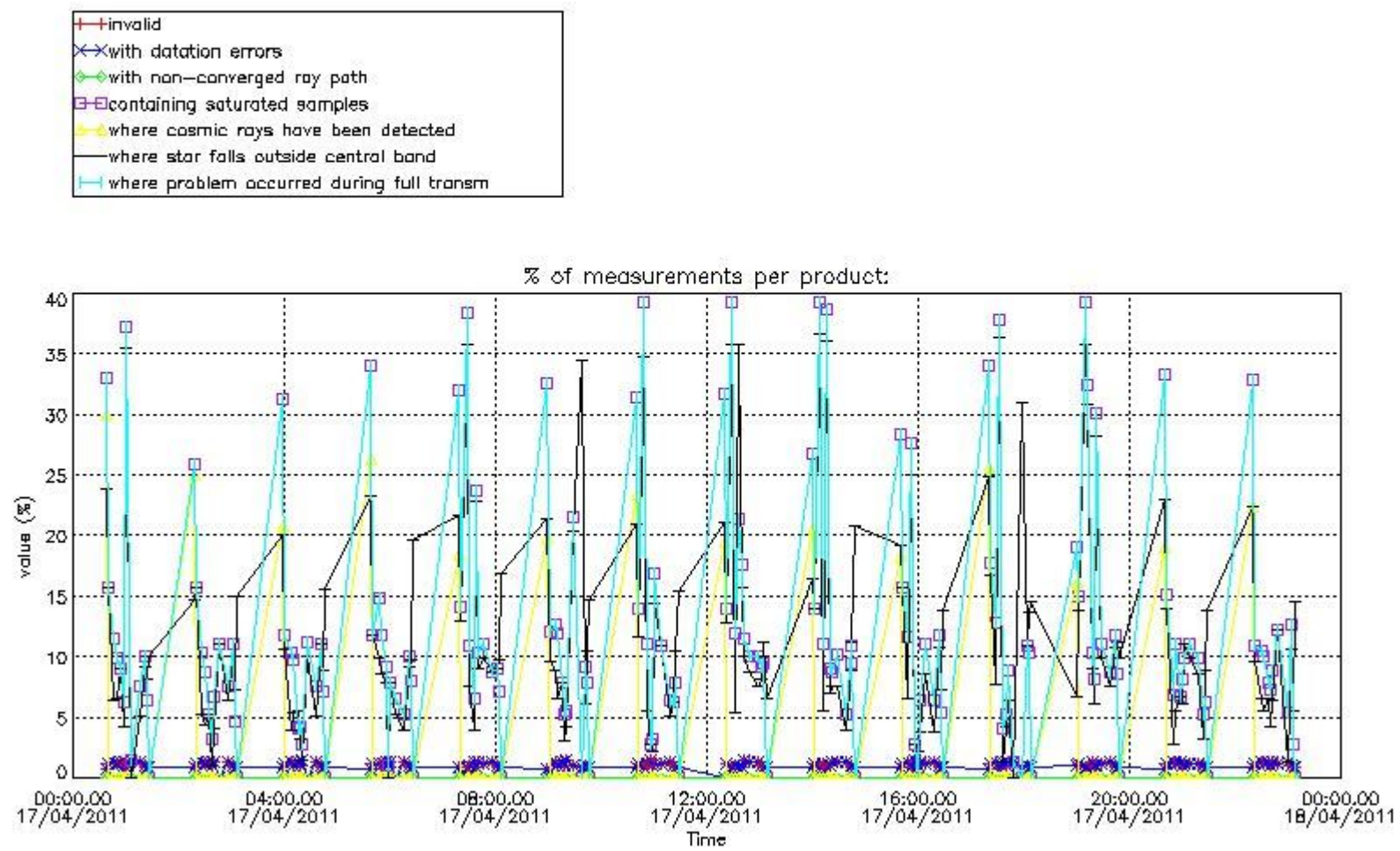
In this section it is plotted some information contained in the Quality Summary data set of the level 2 products that comes from the level 1b processing. Products without errors (error flag in the MPH set to "0") are used.

4.1 Plot quality information per product (time dependant) coming from level 1b processing

4.1.1 Plot level 1 quality information per product (time dependant): ENVISAT ASCENDING passes



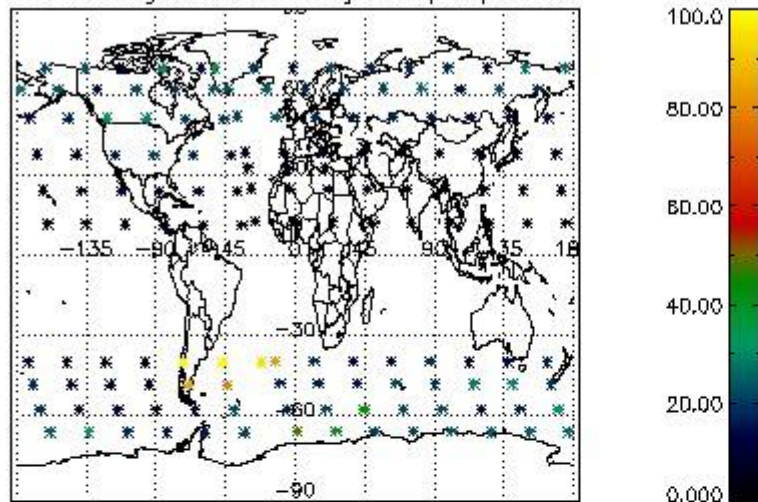
4.1.2 Plot level 1 quality information per product (time dependant): ENVI SAT DESCENDING passes



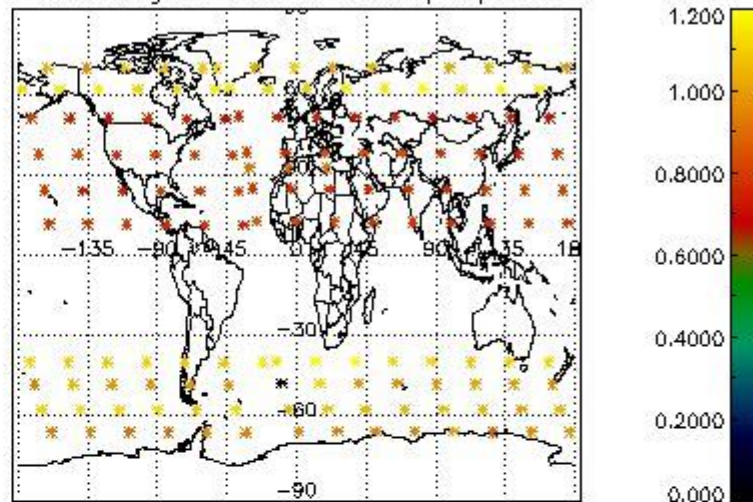
4.2 Plot quality information per product coming from level 1b processing (world map)

4.2.1 Plot level 1 quality information per product (world map): ENVISAT ASCENDING passes

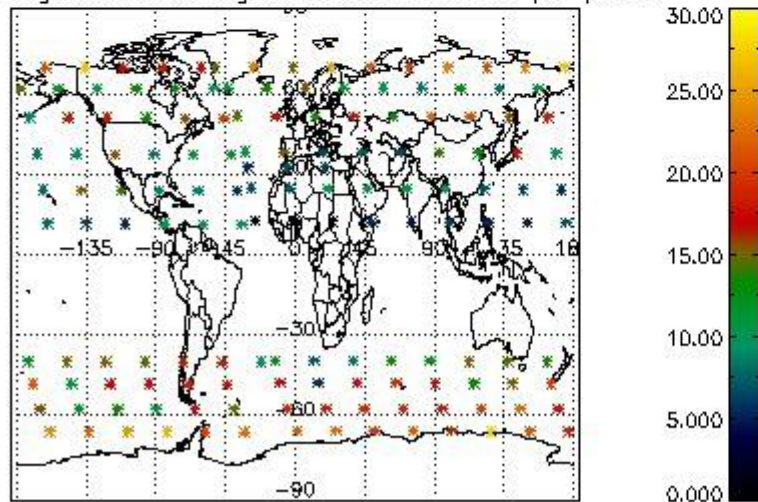
Percentage of cosmic ray hits per profile



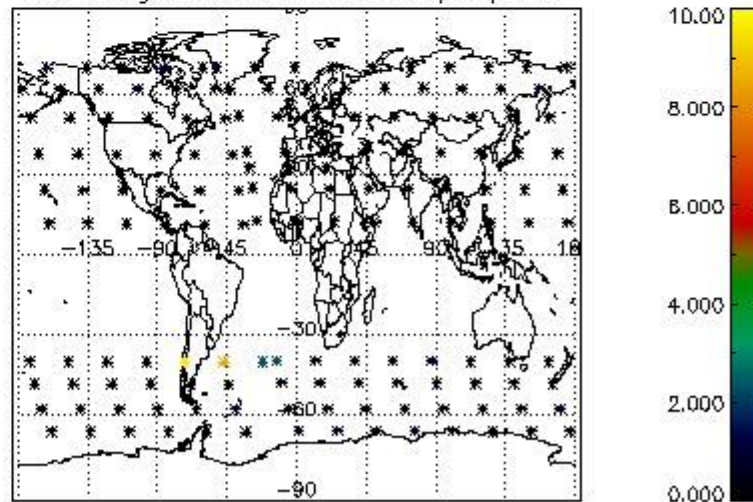
Percentage of datation errors per profile



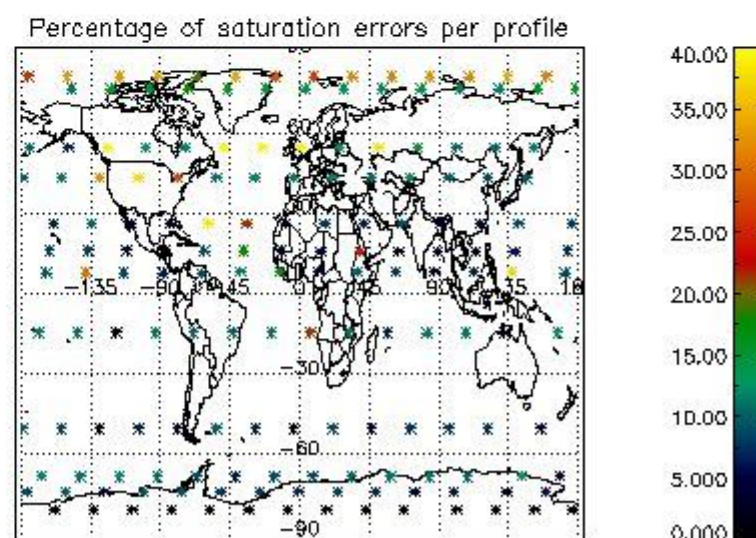
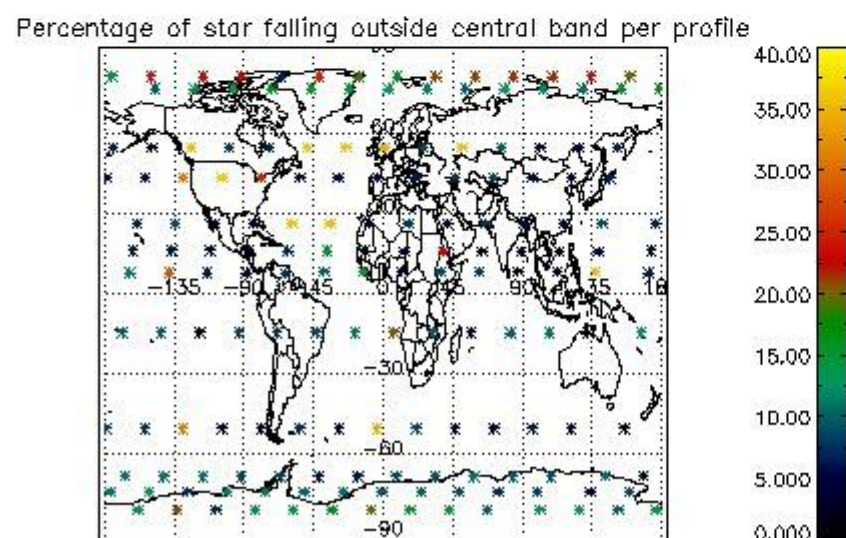
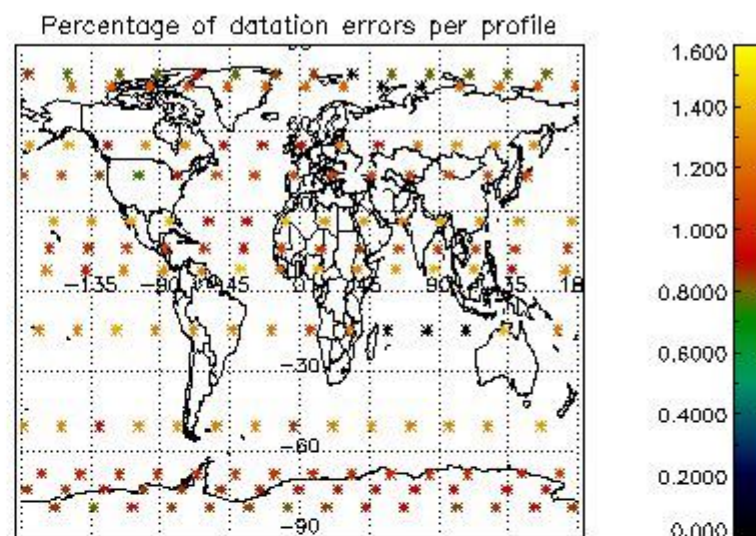
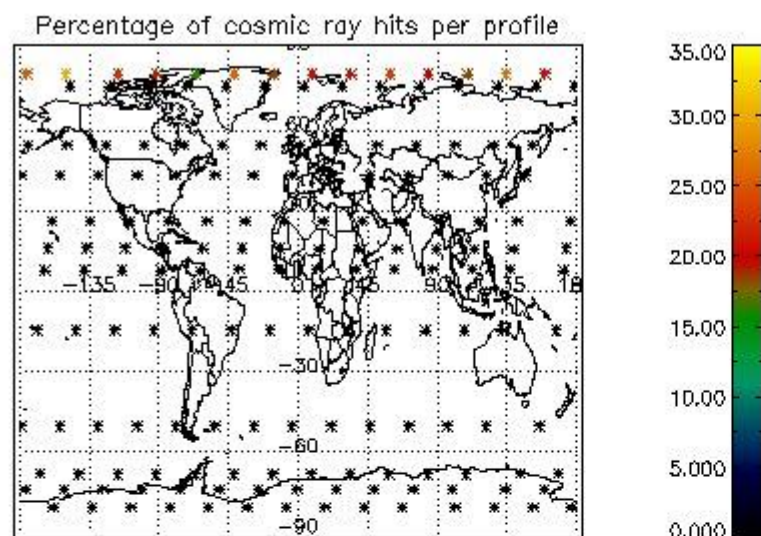
Percentage of star falling outside central band per profile



Percentage of saturation errors per profile



4.2.2 Plot level 1 quality information per product (world map): ENVISAT DESCENDING passes



5. Trace gas profiles

5.1 Ozone statistics based on quality of products

The final quality of the products can be "measured" using the STD (Standard Deviation) attached to every point profile. This information is written to the parameter GOM_NL__2P/NL_LOCAL_SPECIES_DENSITY/o3_std of the level 2 products. The table below shows the statistics for given STD ranges.

The statistics are given with respect to the overall valid production:

- Products without fatal errors: GOM_NL__2P/MPH/PRODUCT_ERR=0
- Valid point profile: GOM_NL__2P/NL_LOCAL_SPECIES_DENSITY/pcd(0)=0

The 'Criteria' is applied to valid points of dark limb products:

- Products in dark limb illumination condition: GOM_NL__2P/NL_SUMMARY_QUALITY/obs_ill_cond=0
- Products without fatal errors: GOM_NL__2P/MPH/PRODUCT_ERR=0
- Valid point profile: GOM_NL__2P/NL_LOCAL_SPECIES_DENSITY/pcd(0)=0

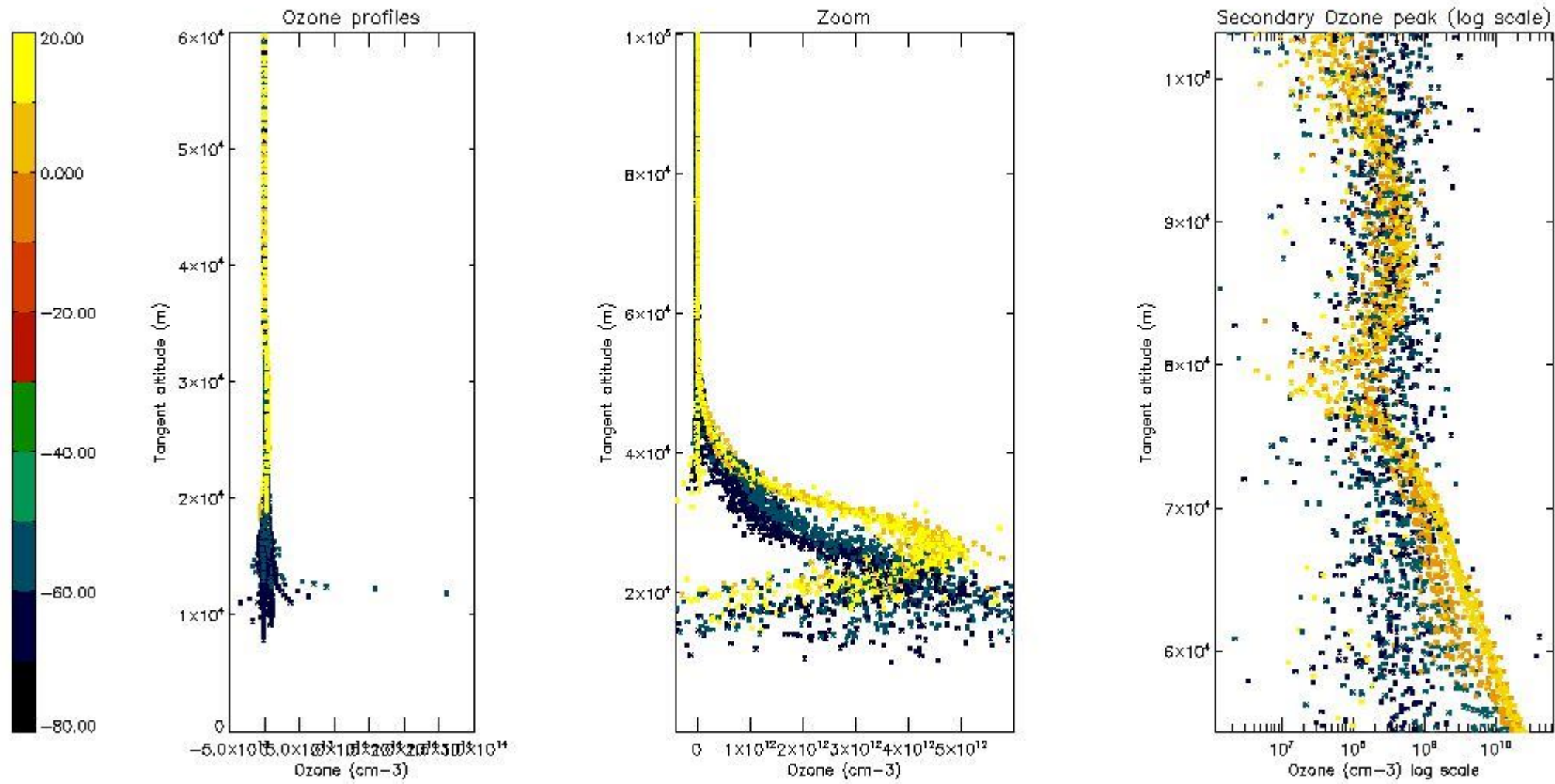
So, the table below shows the percentage of dark limb and valid observations for each criteria with respect to the overall valid daily observations.

Criteria	% of total production
All STD	31
STD < 20	11

STD < 10	6
STD < 5	3

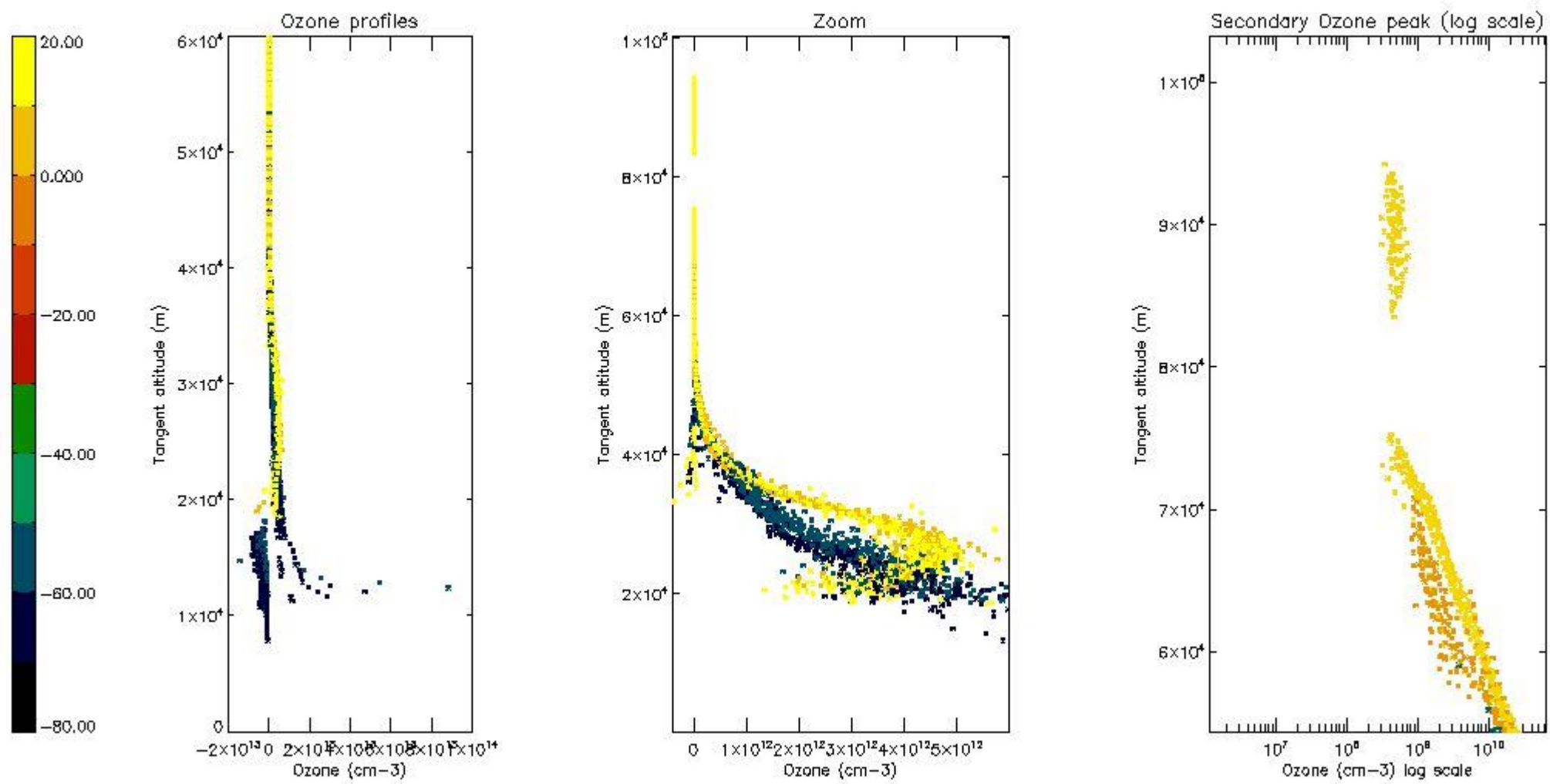
5.2 Plot ozone profiles for all STD (dark without errors)

The colorbar represents the latitude.



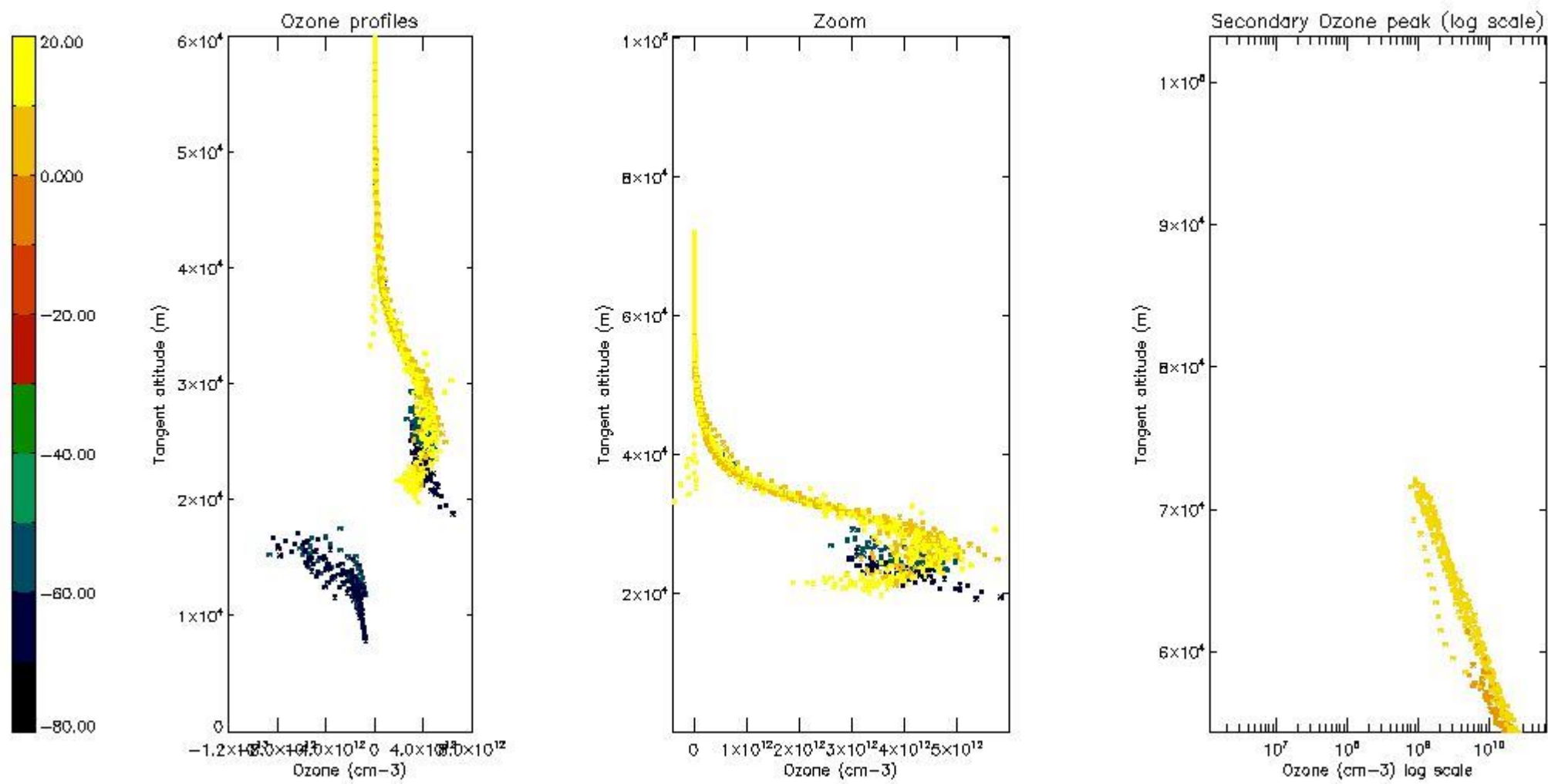
5.3 Plot ozone profiles where STD < 20% (dark without errors)

The colorbar represents the latitude.



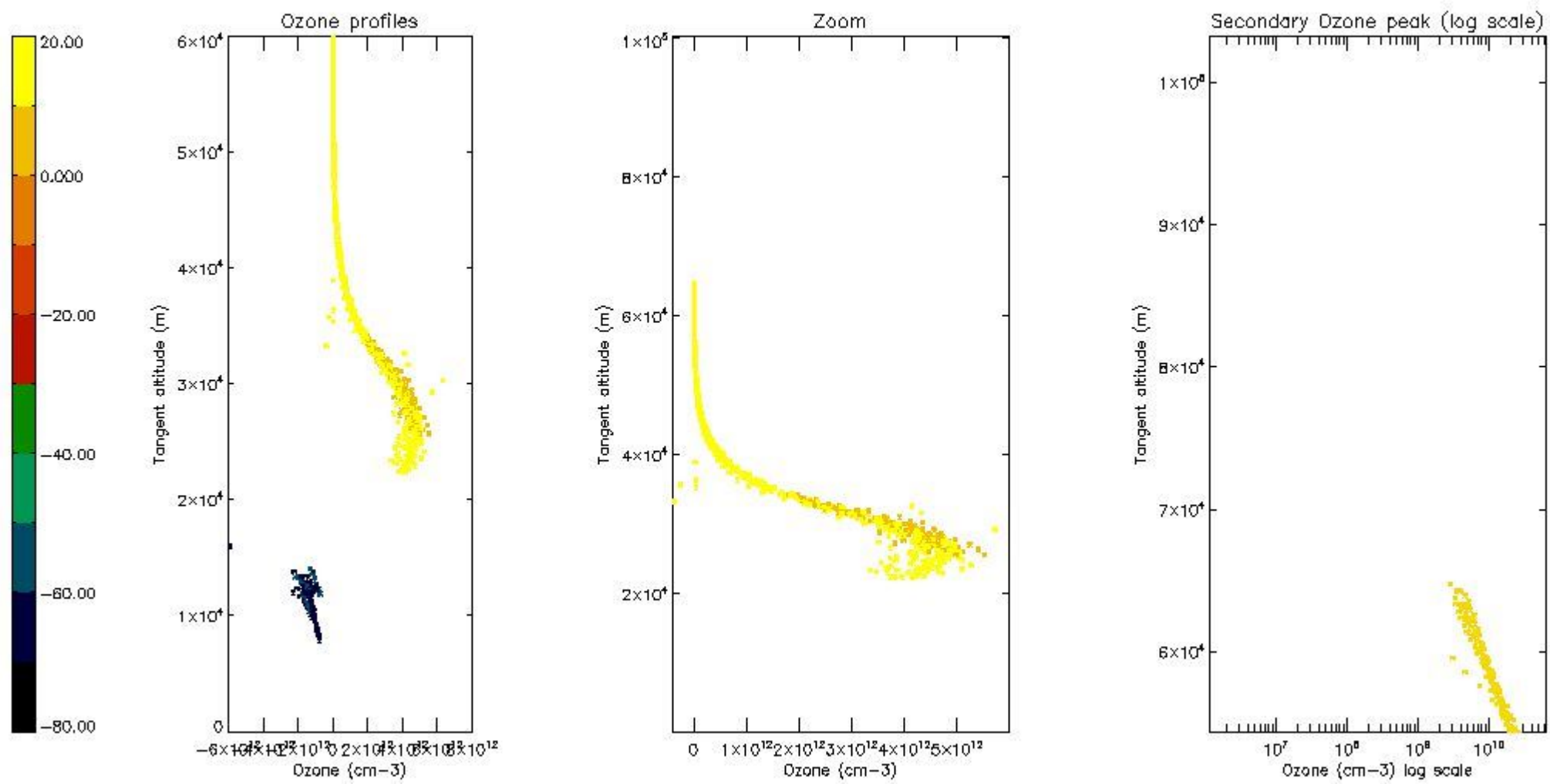
5.4 Plot ozone profiles where $STD < 10\%$ (dark without errors)

The colorbar represents the latitude.



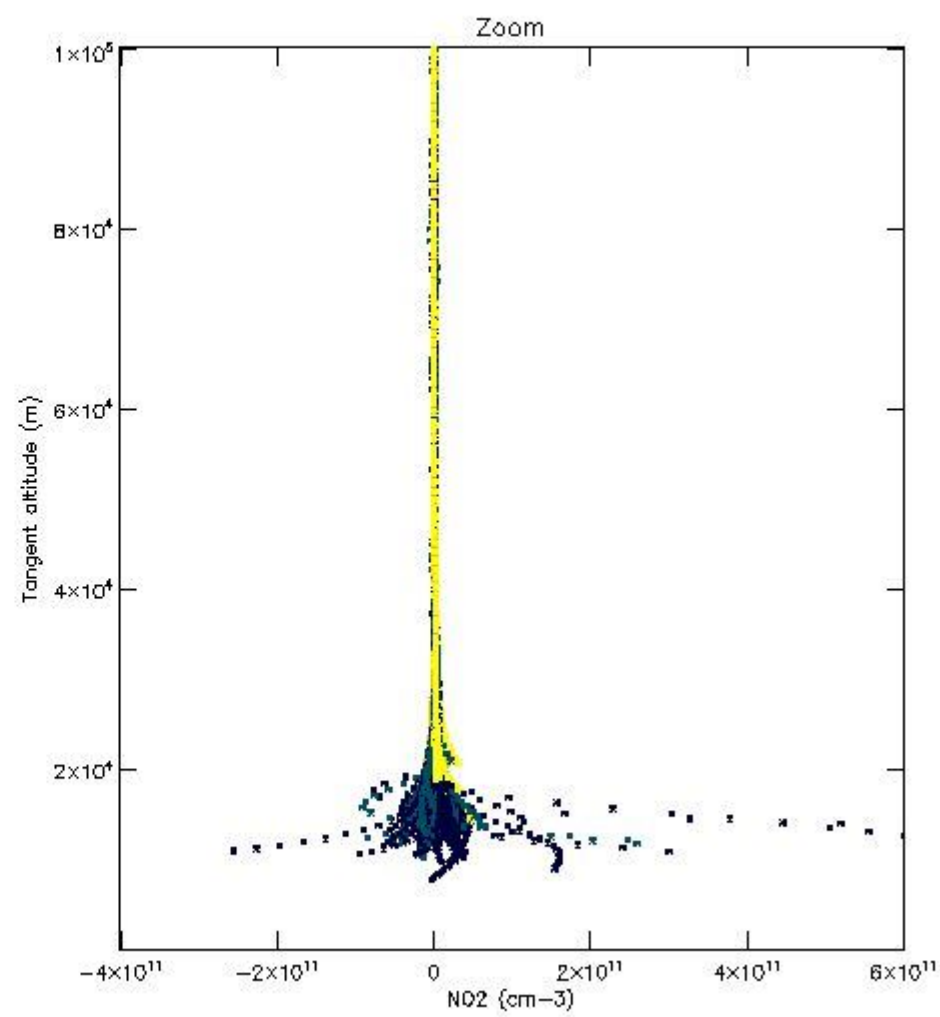
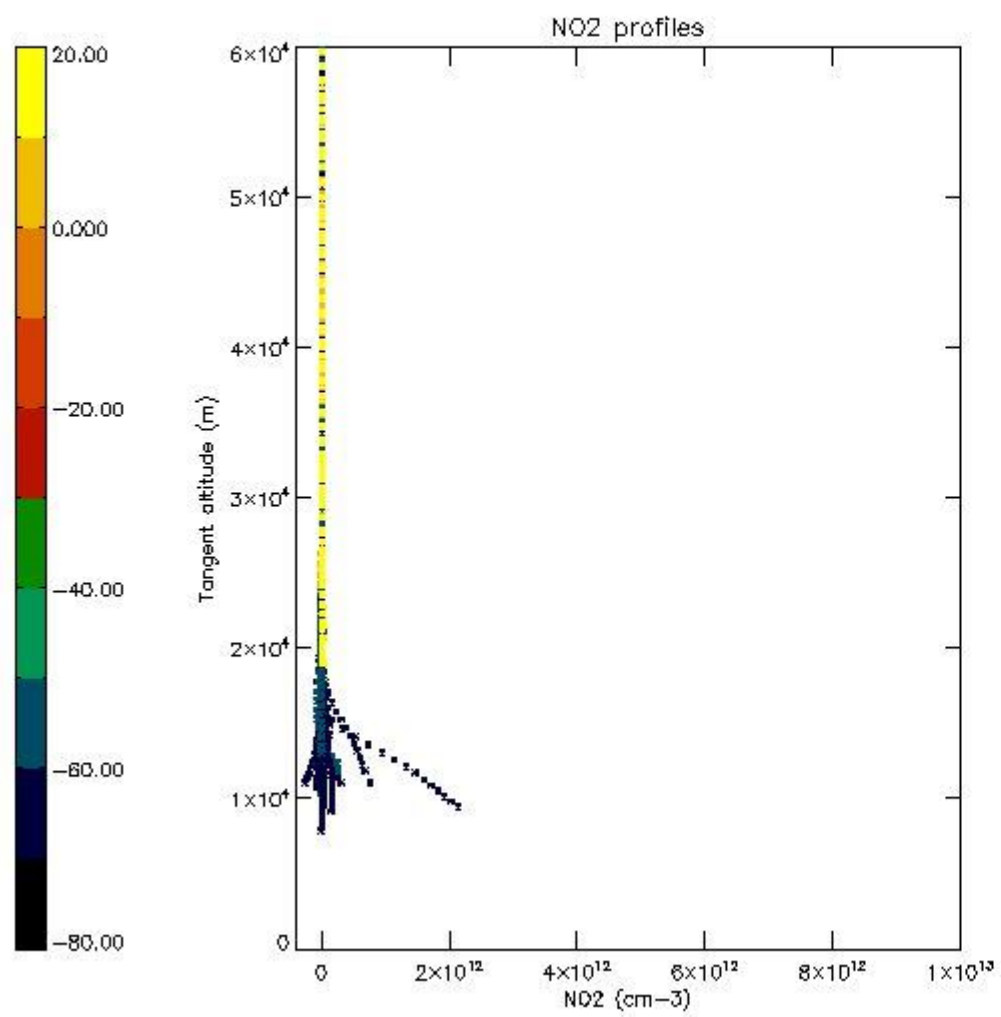
5.5 Plot ozone profiles where STD < 5% (dark without errors)

The colorbar represents the latitude.



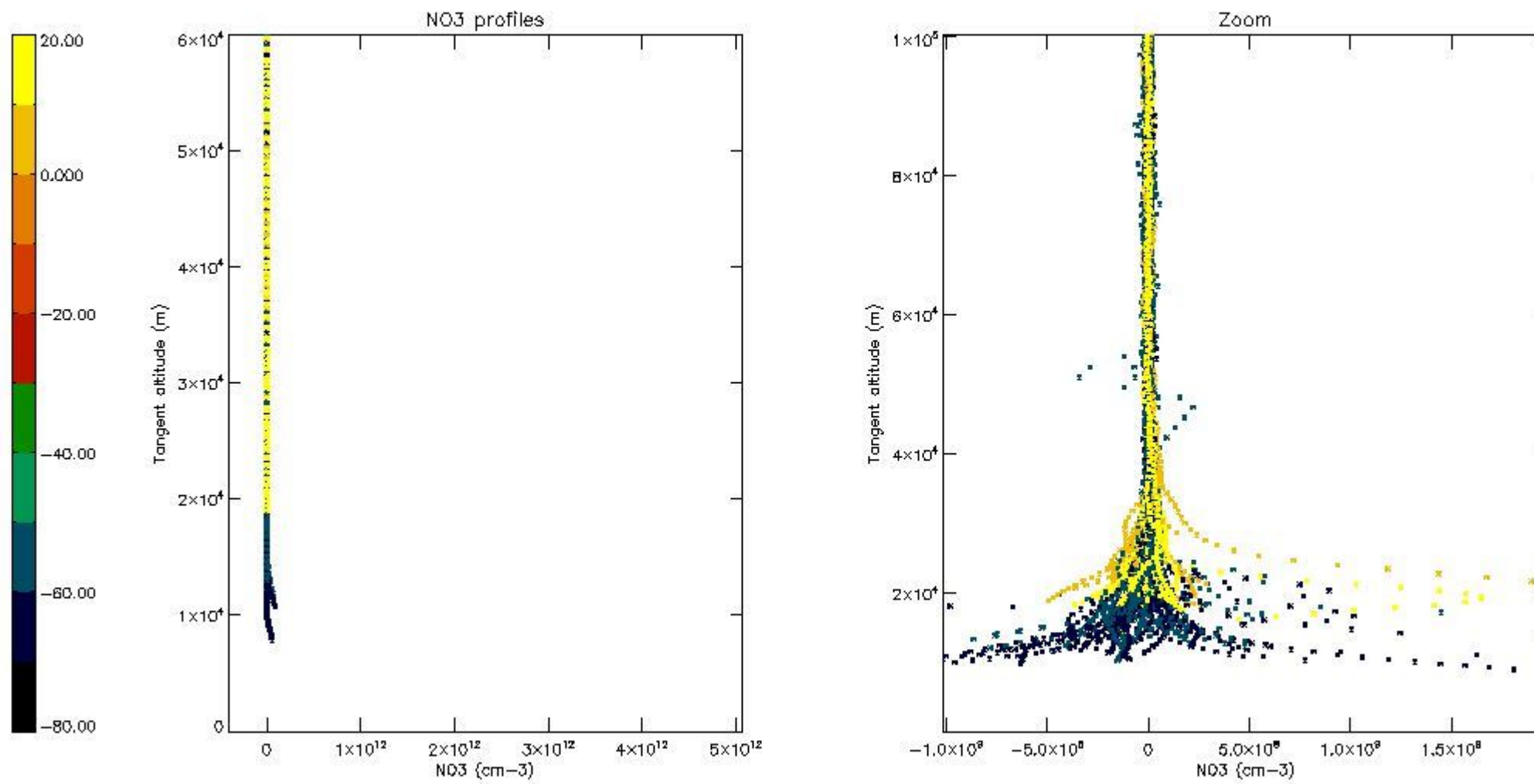
5.6 Plot NO₂ profiles for all STD (dark without errors)

The colorbar represents the latitude.



5.7 Plot NO3 profiles for all STD (dark without errors)

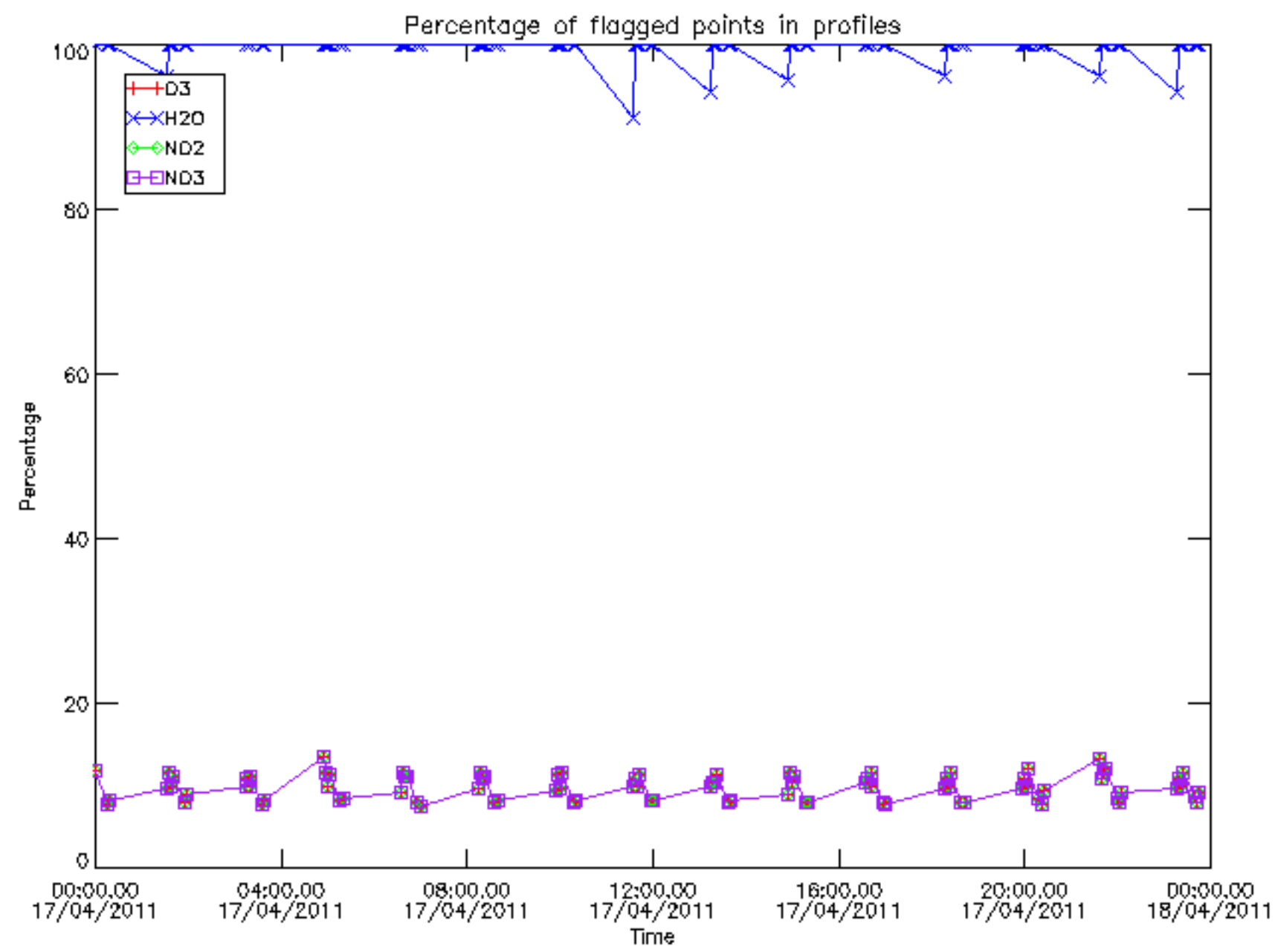
The colorbar represents the latitude.



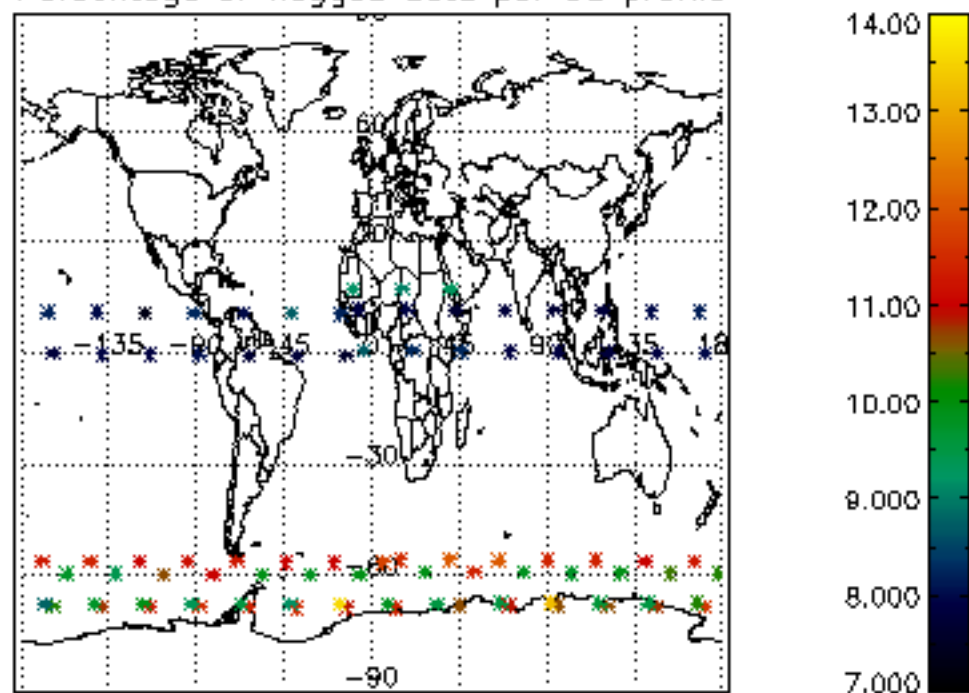
6. Auxiliary Data Files used for the production reported in section 2

The number reported in the third column indicates since which file (see list in section 2) the corresponding auxiliary file has been used. The fourth column is the date of those product files.

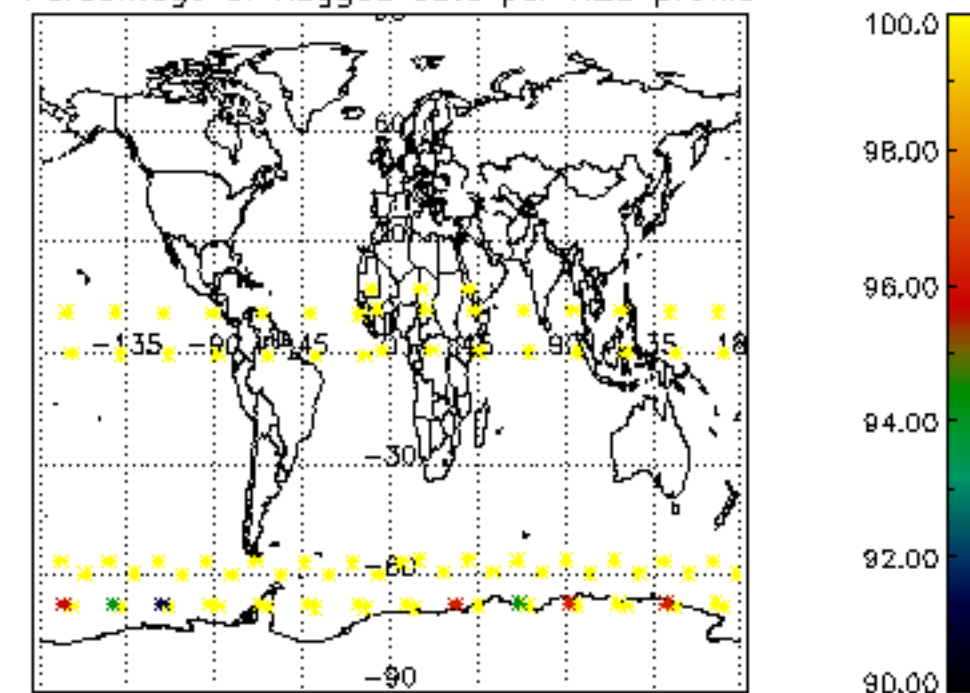
Type	Auxiliary Filename	Used since product	Used since product date
INST_PHYS_CHARACTERISTICS	GOM_INS_AXVIEC20091111_143220_20030716_120000_20500101_000000	1	17-APR-2011 00:00:32
LEVEL-2_PROC_CONFIG	GOM_PR2_AXVIEC20091111_152718_20020301_000000_20500101_000000	1	17-APR-2011 00:00:32
CROSS_SECTIONS_FILE	GOM_CRS_AXVIEC20091111_154832_20020301_000000_20500101_000000	1	17-APR-2011 00:00:32



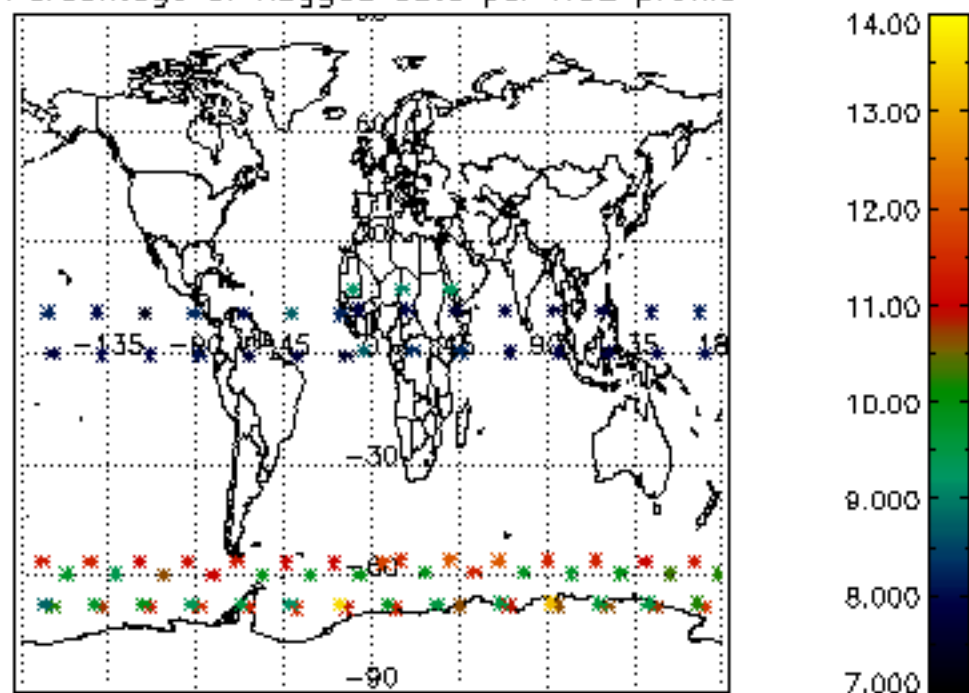
Percentage of flagged data per D3 profile



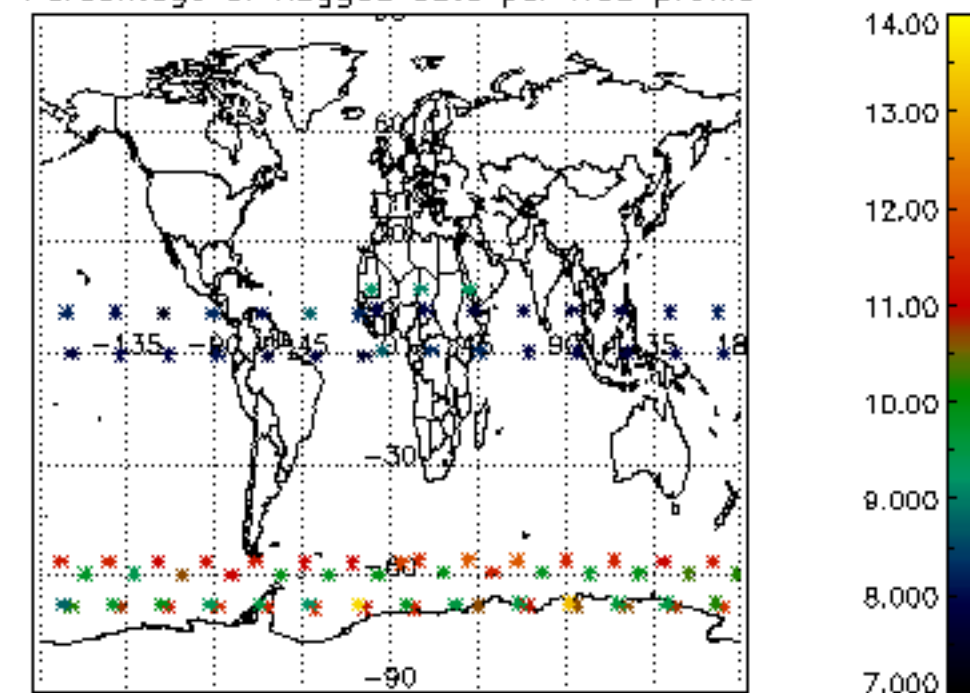
Percentage of flagged data per H2O profile

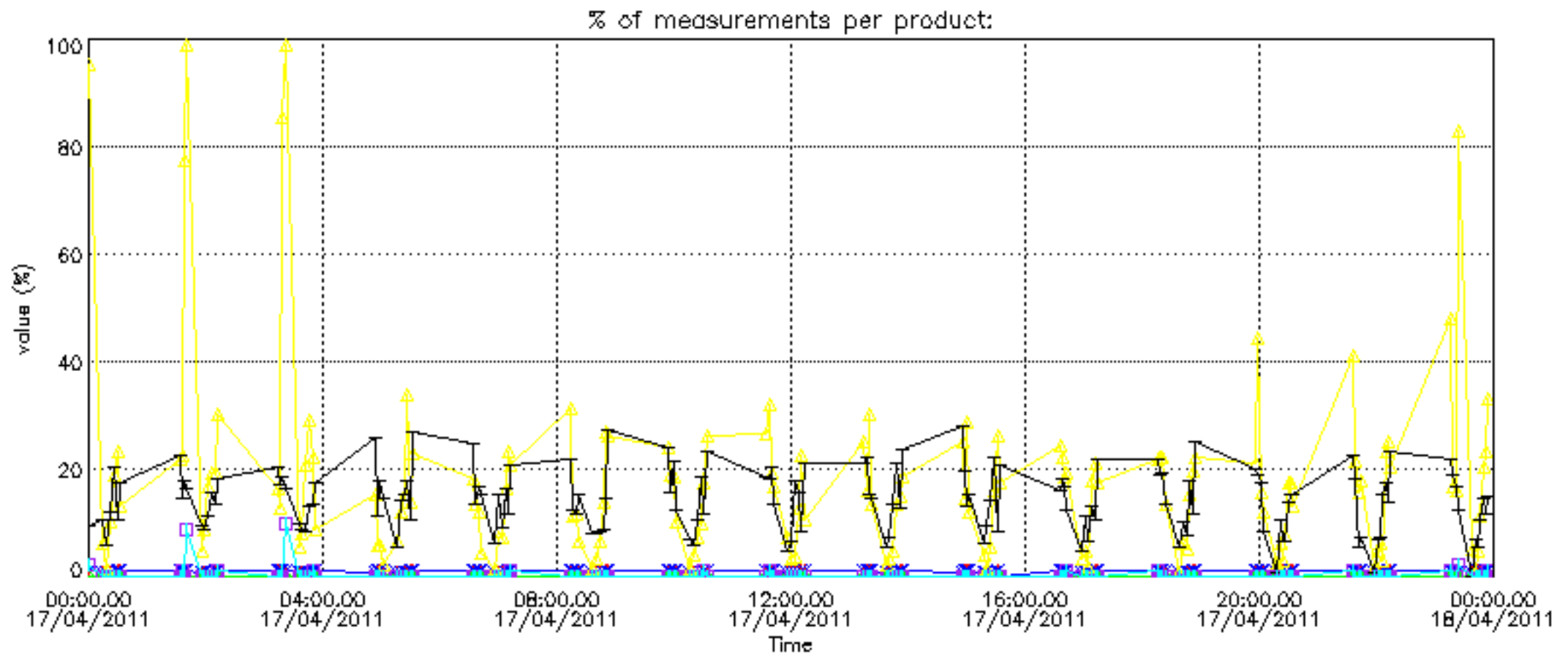


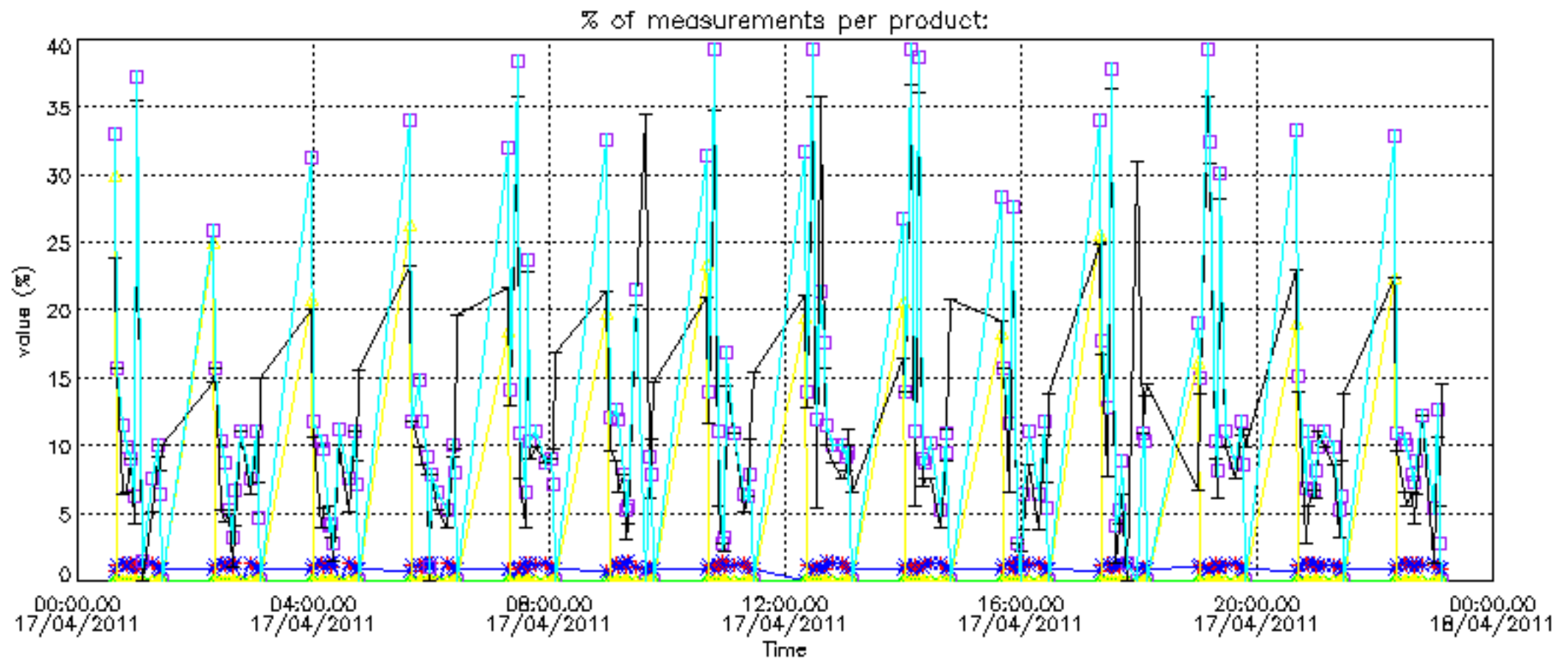
Percentage of flagged data per NO2 profile



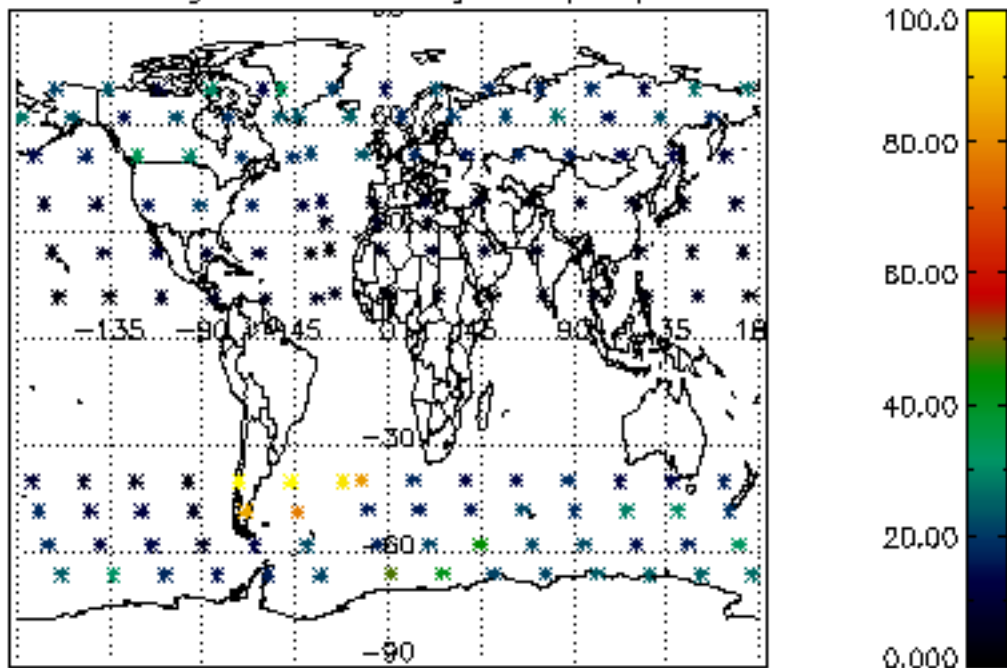
Percentage of flagged data per NO3 profile



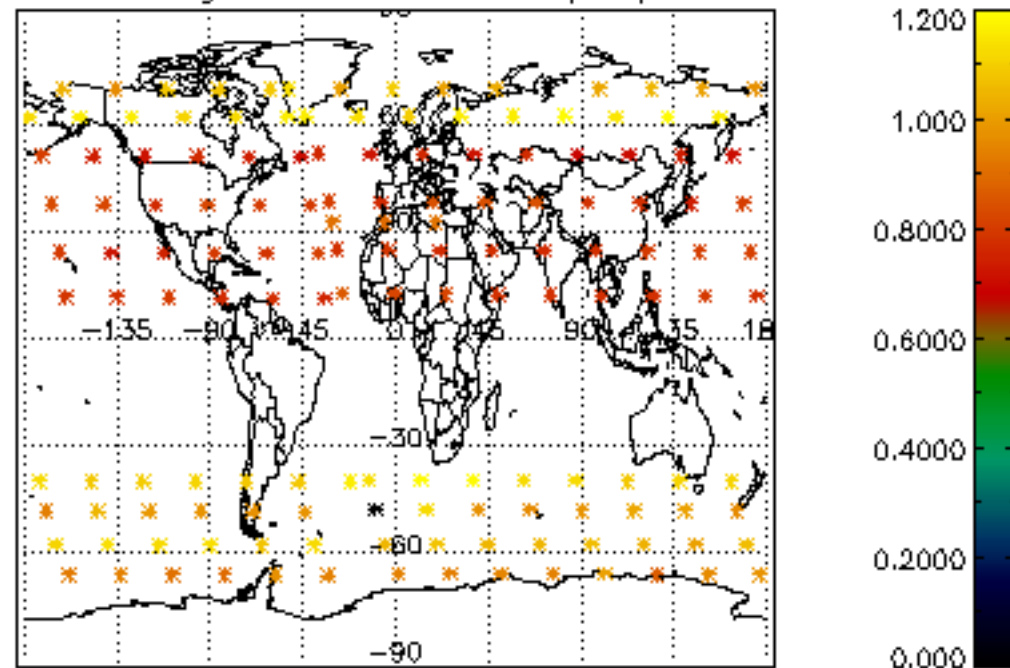




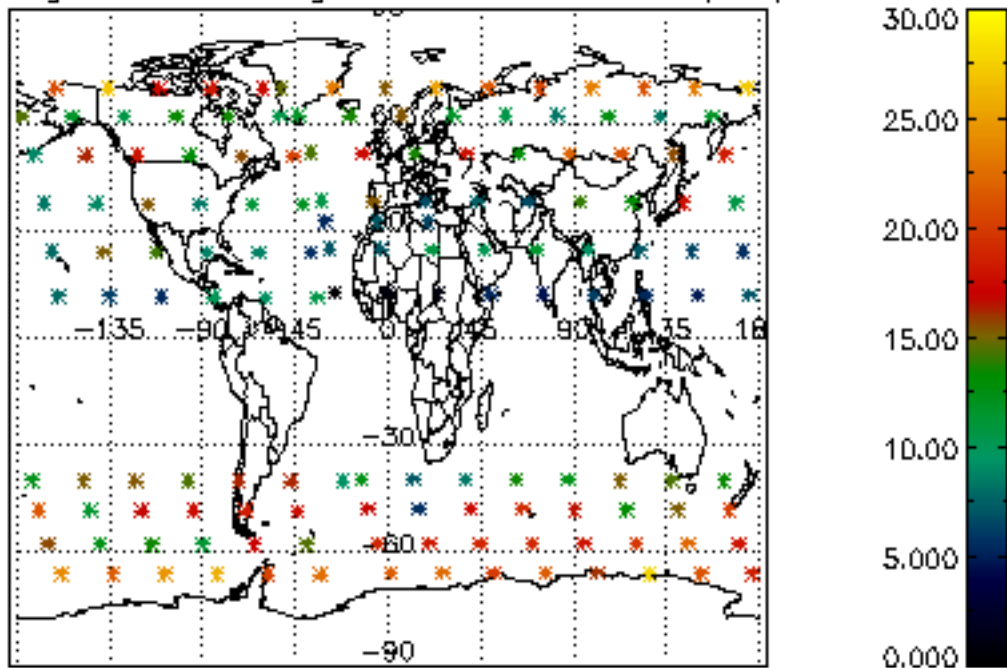
Percentage of cosmic ray hits per profile



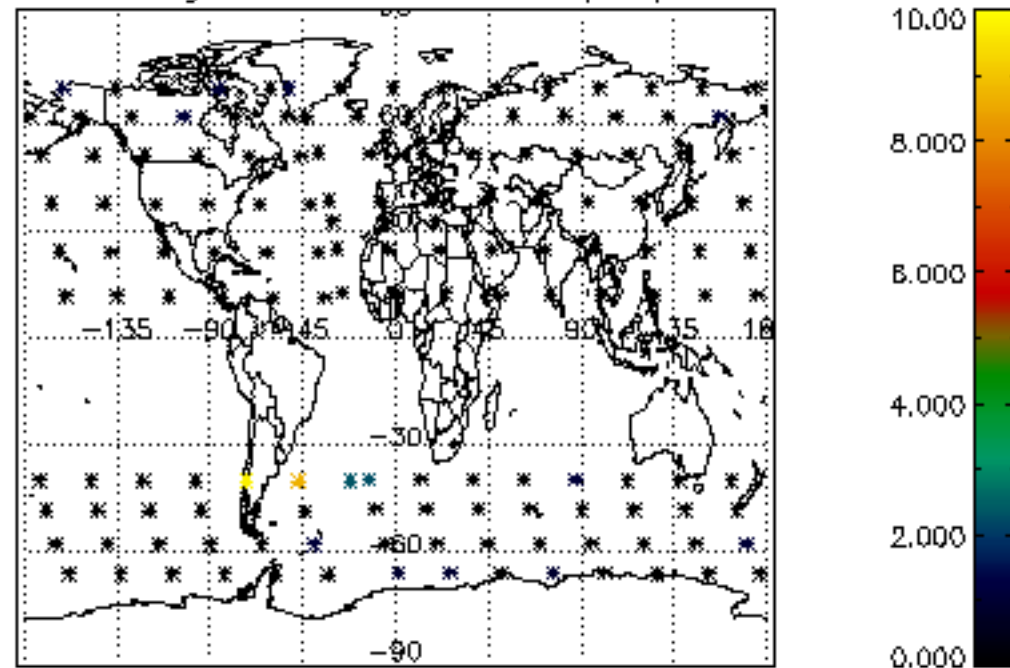
Percentage of datation errors per profile



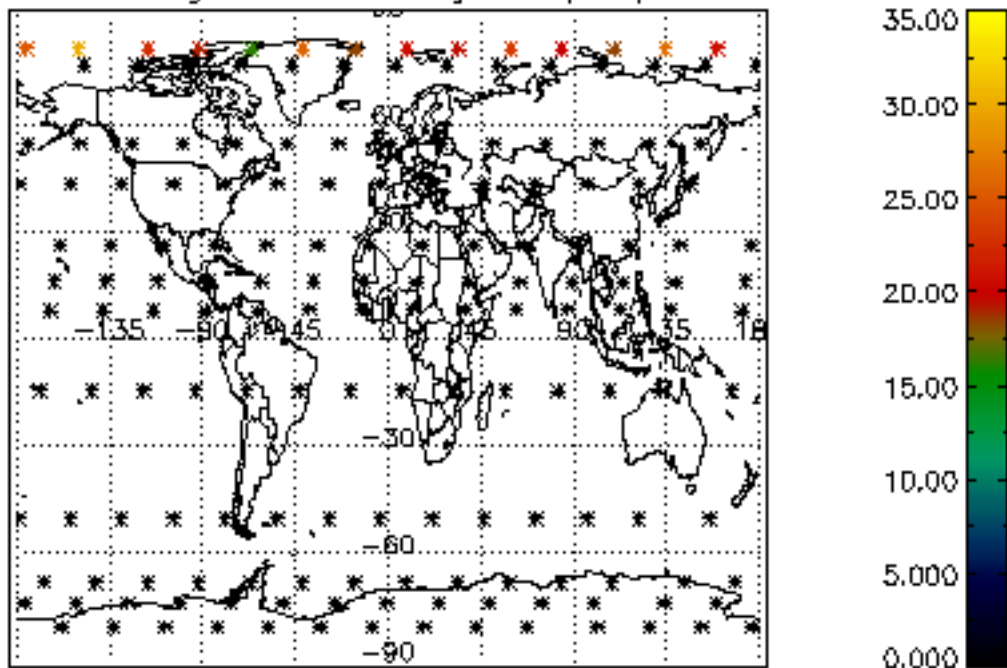
Percentage of star falling outside central band per profile



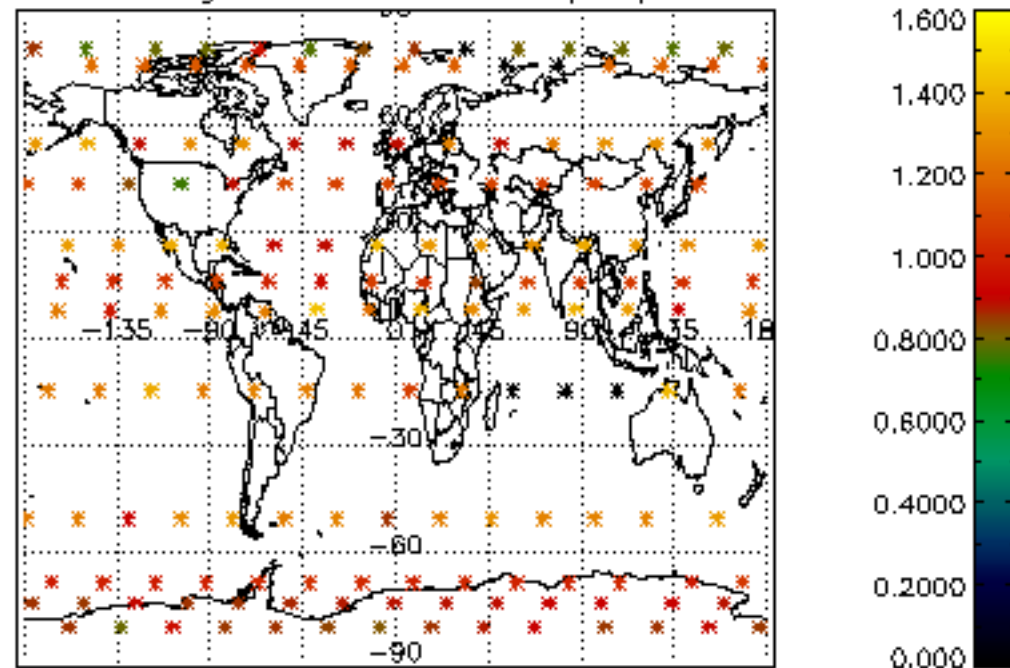
Percentage of saturation errors per profile



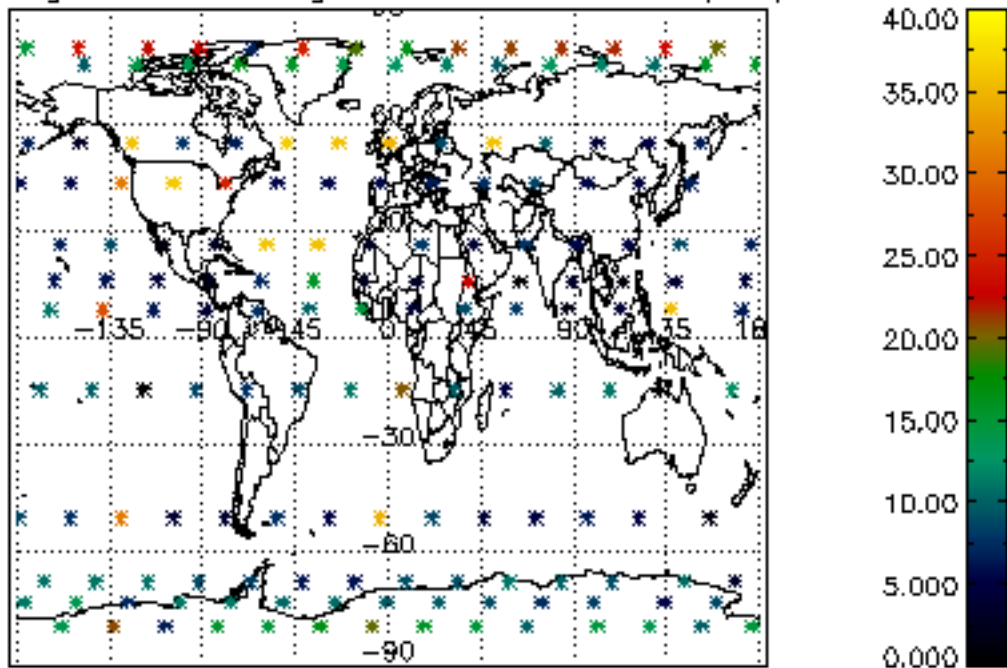
Percentage of cosmic ray hits per profile



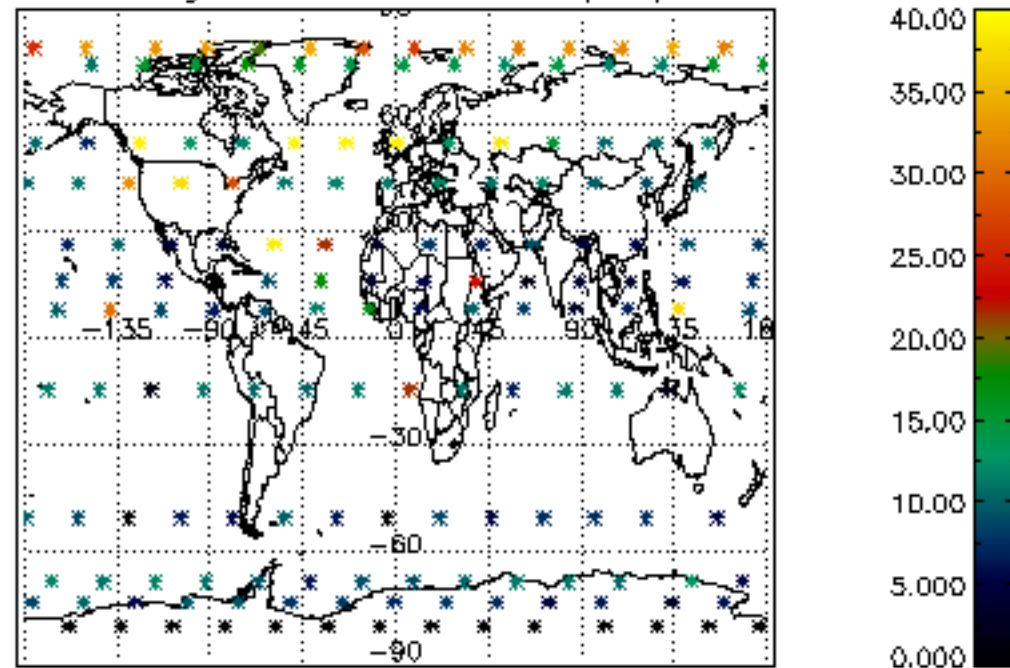
Percentage of datation errors per profile

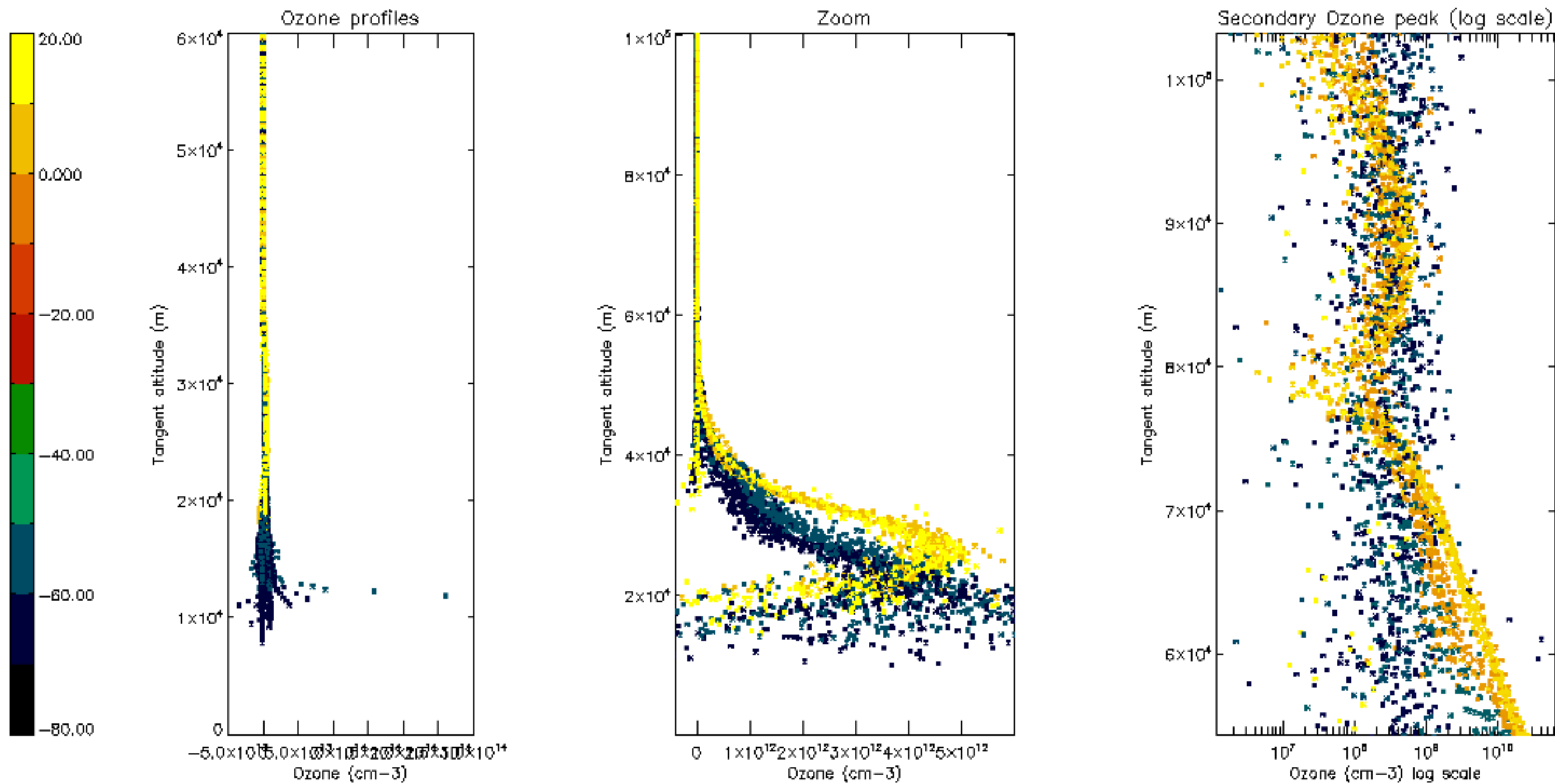


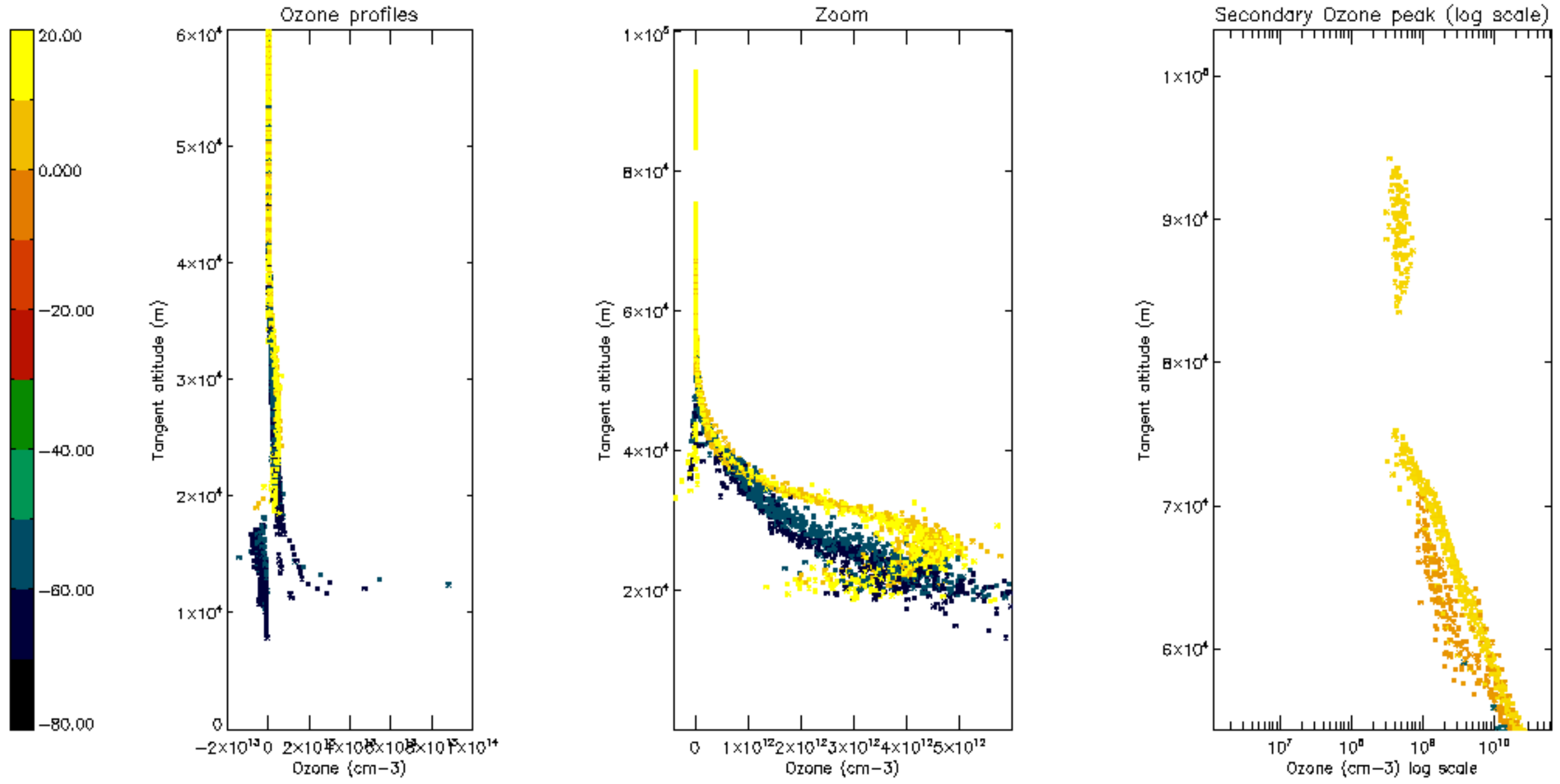
Percentage of star falling outside central band per profile

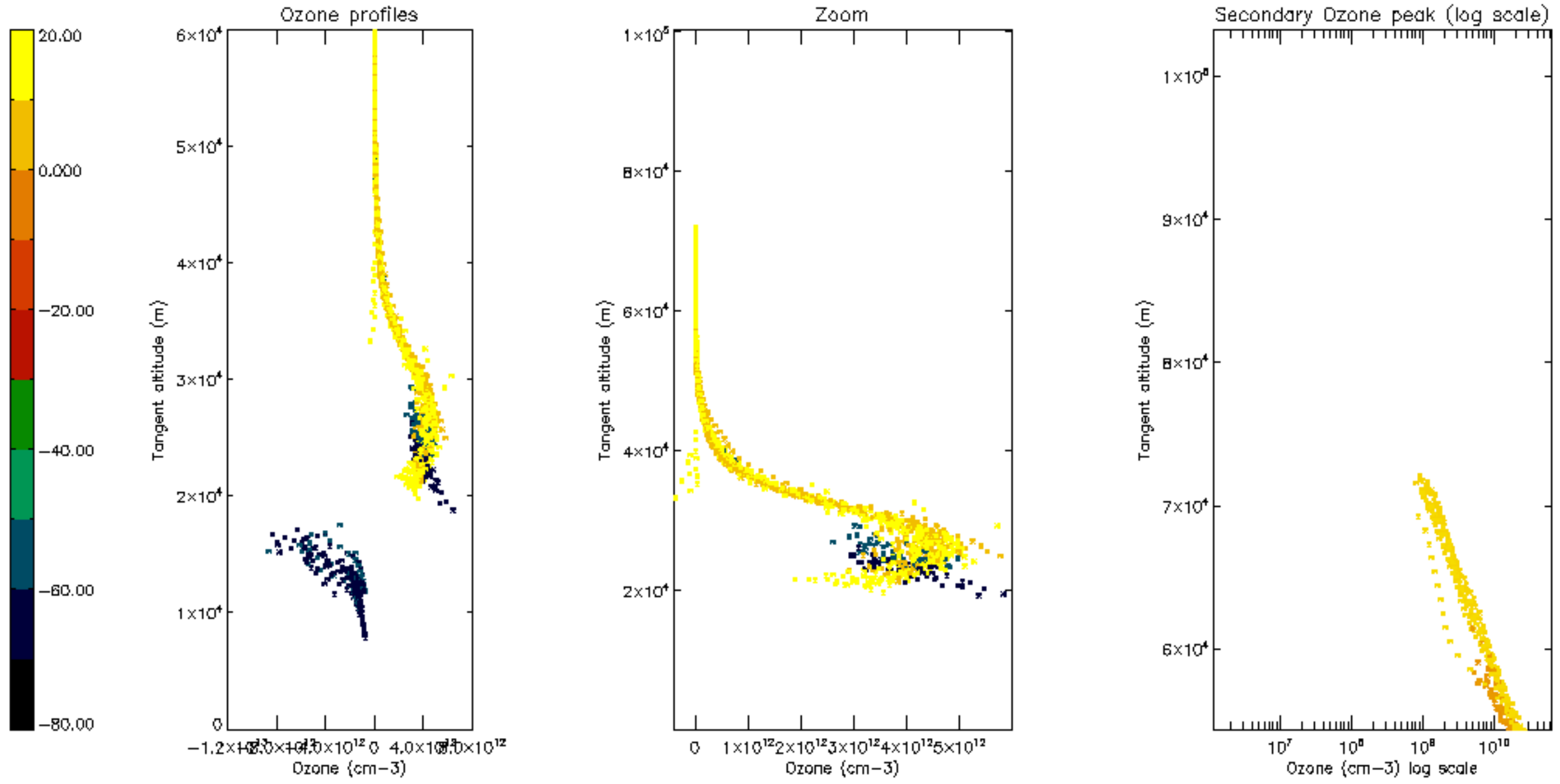


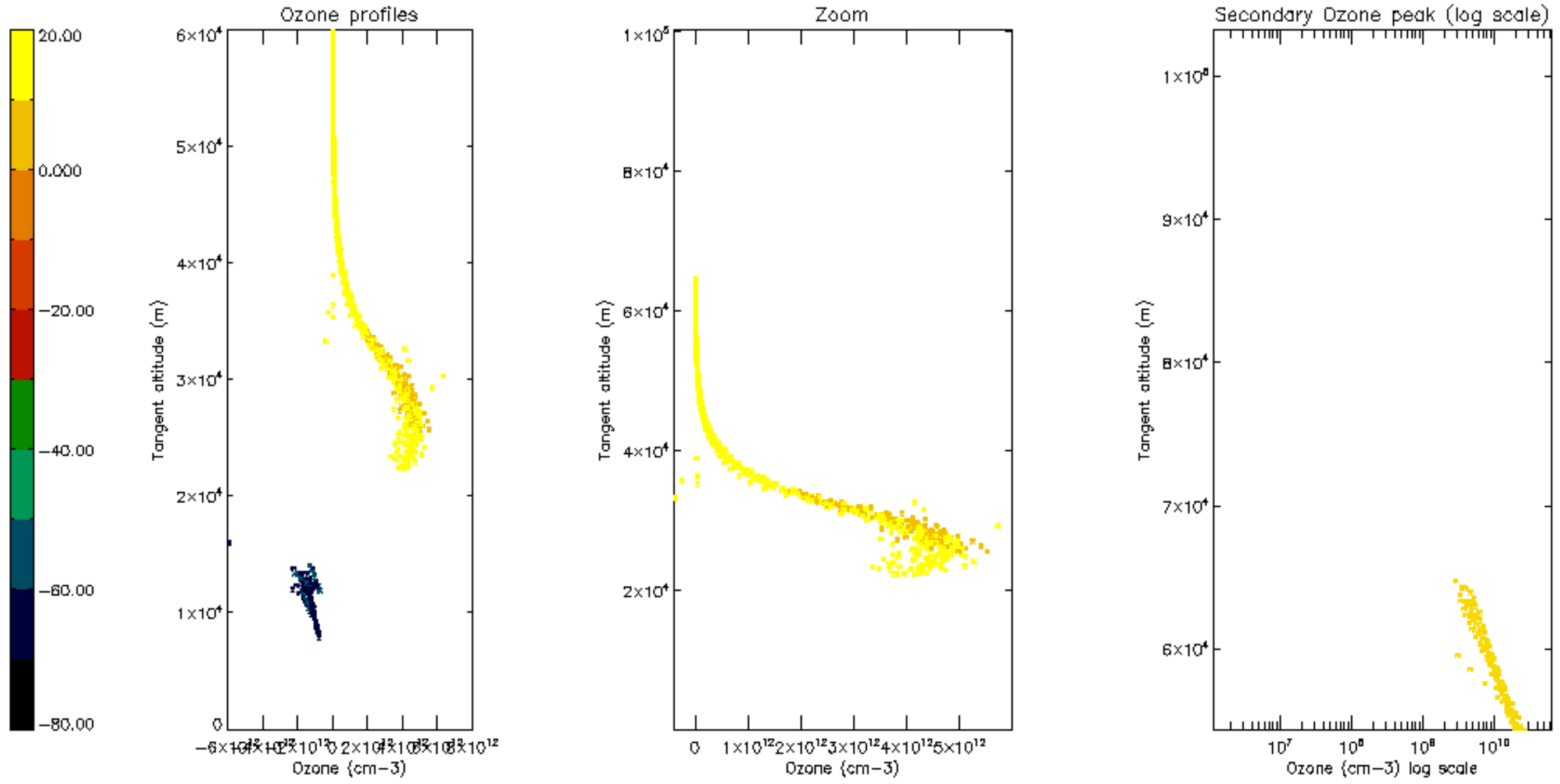
Percentage of saturation errors per profile

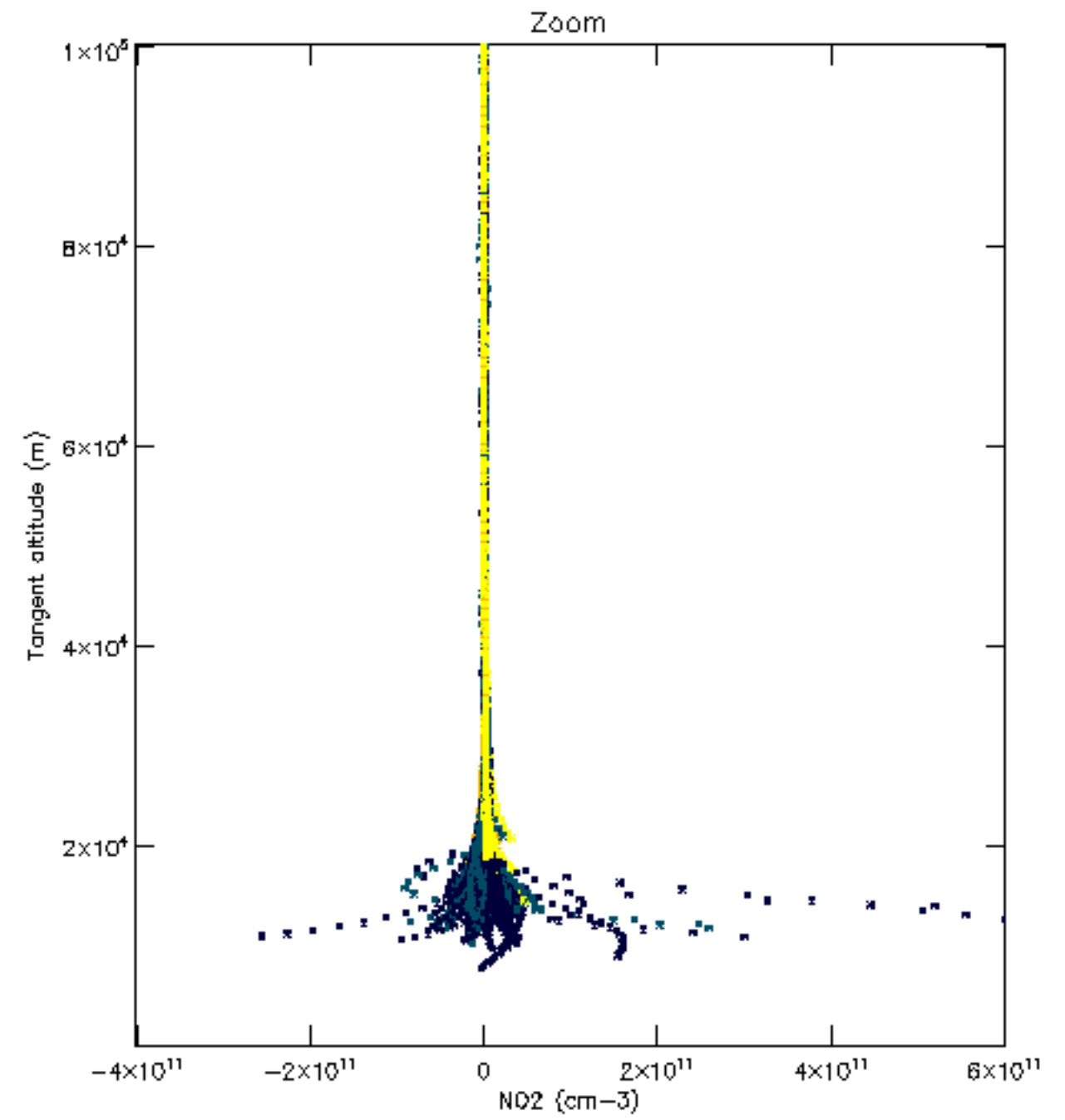
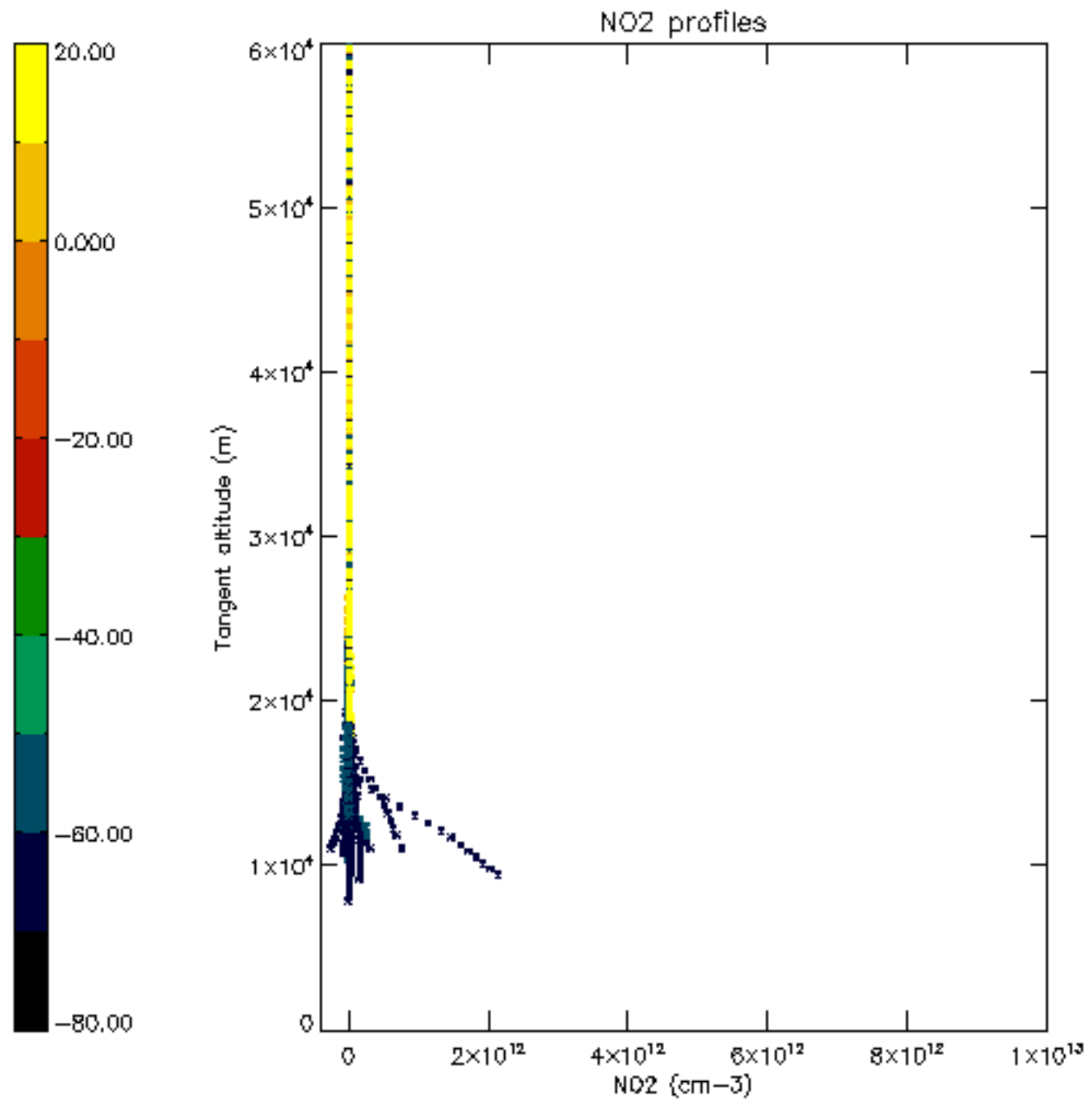


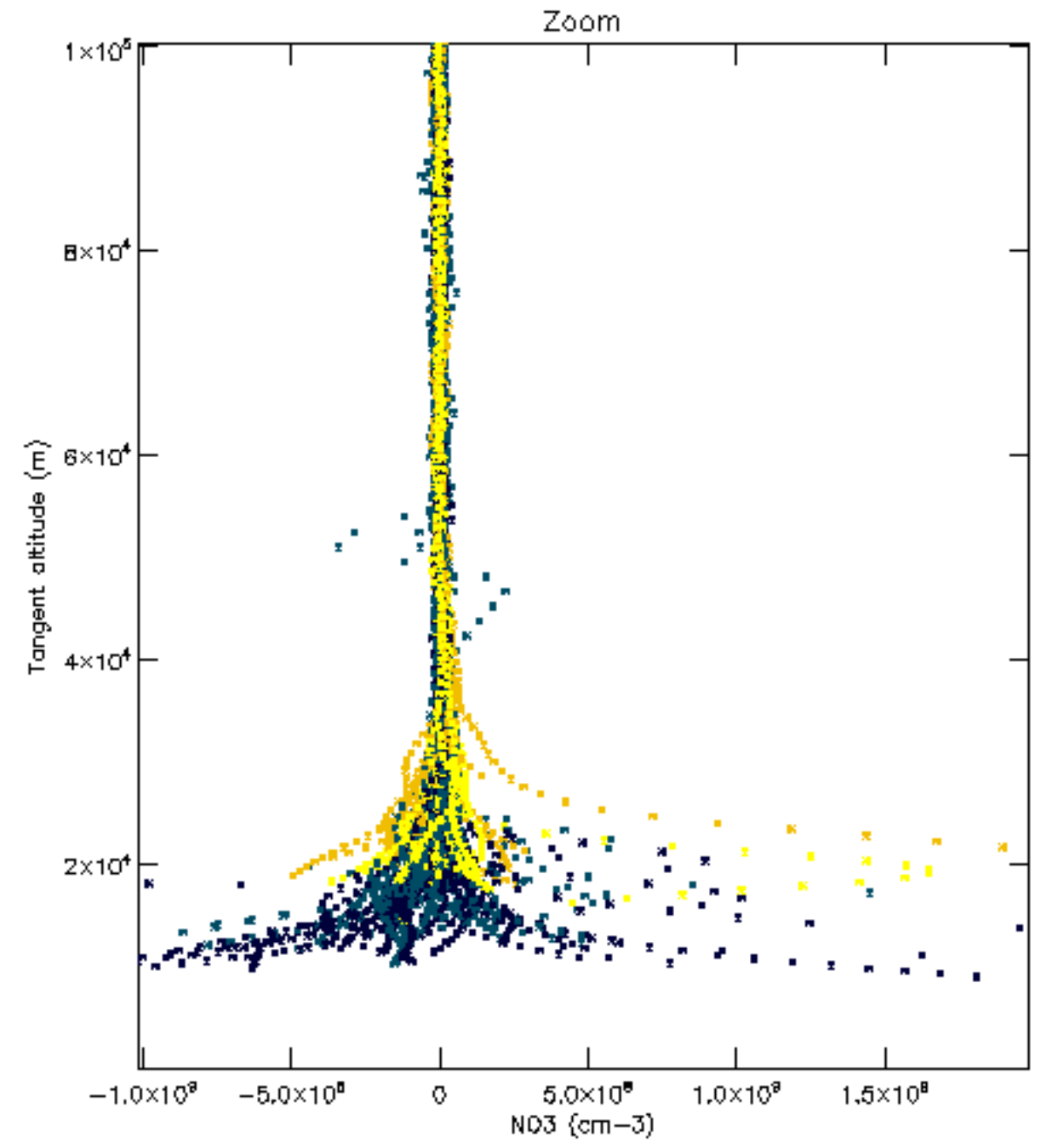
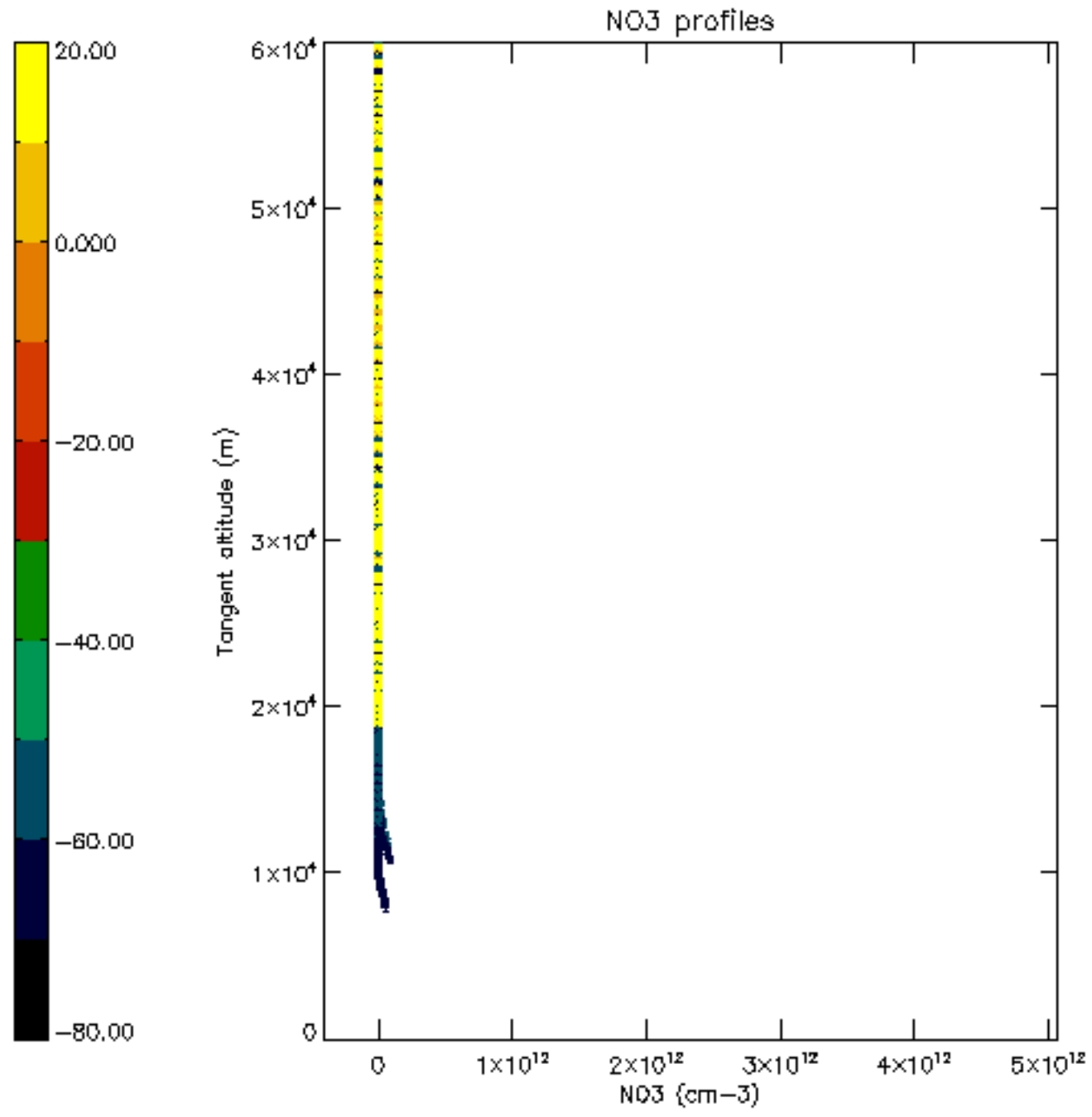


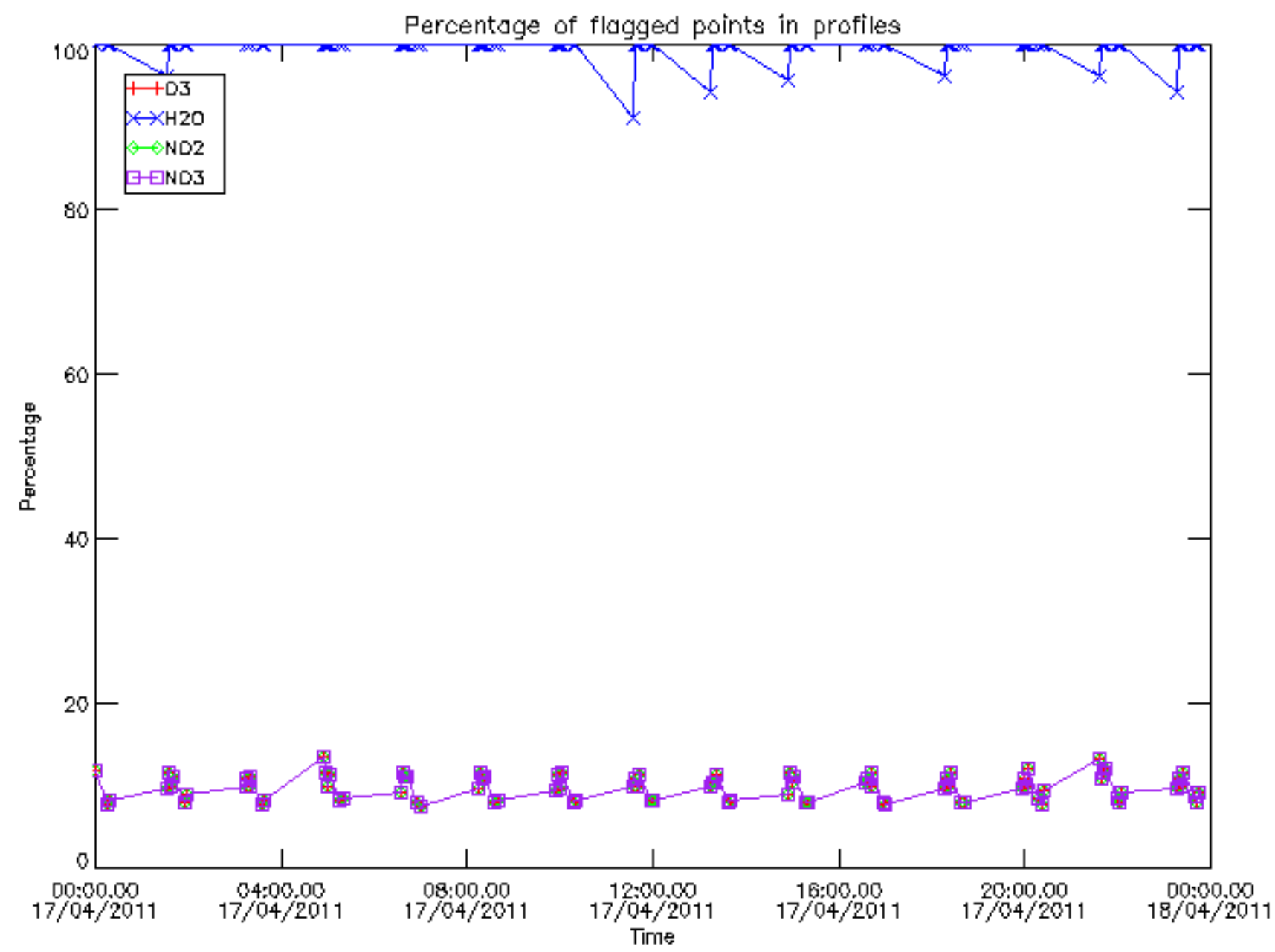




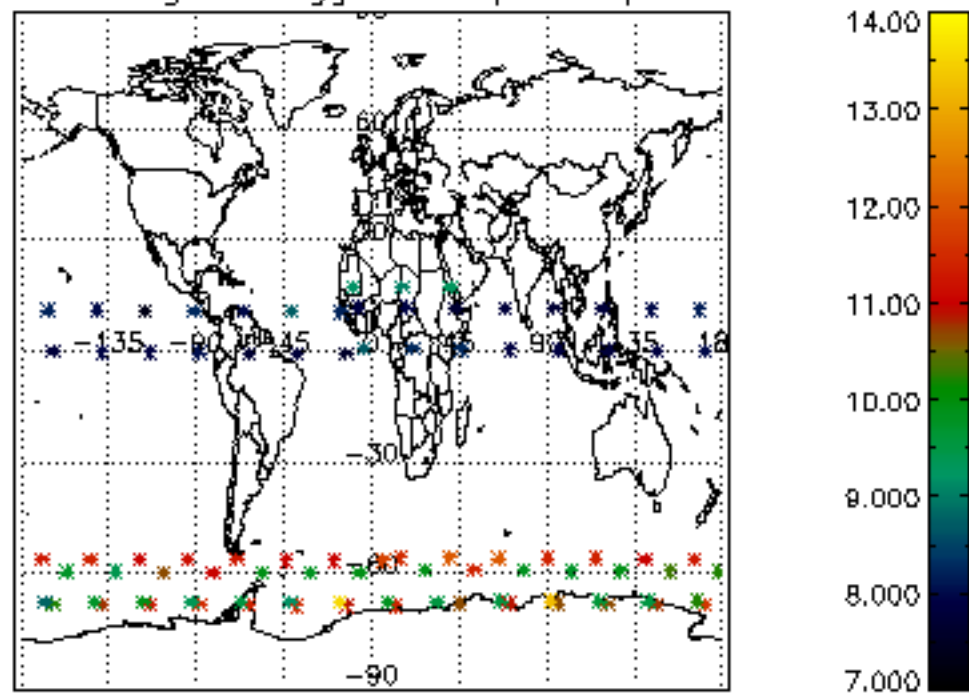




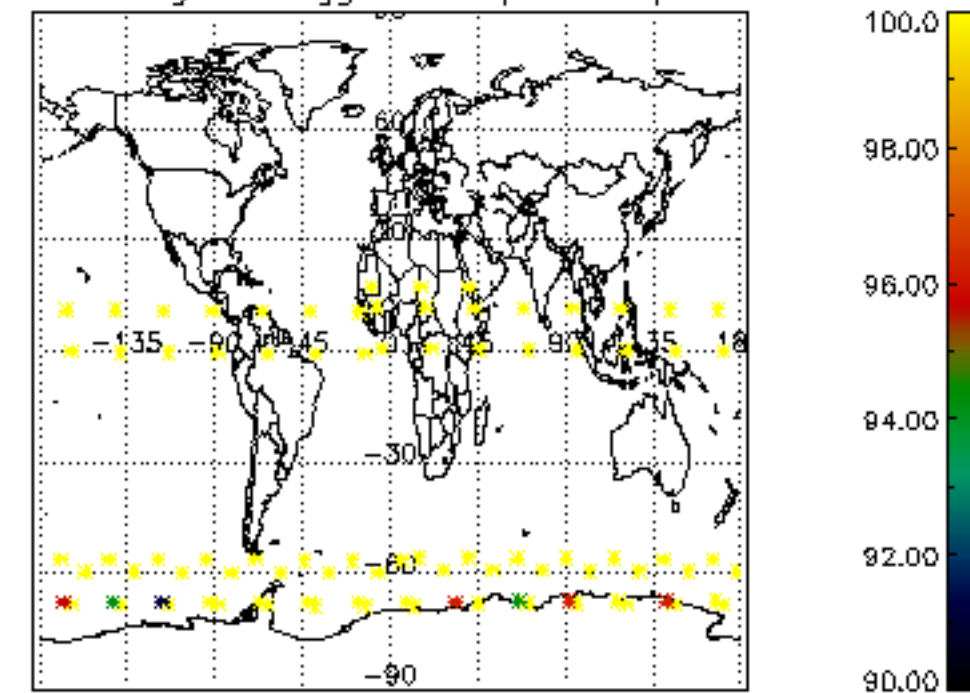




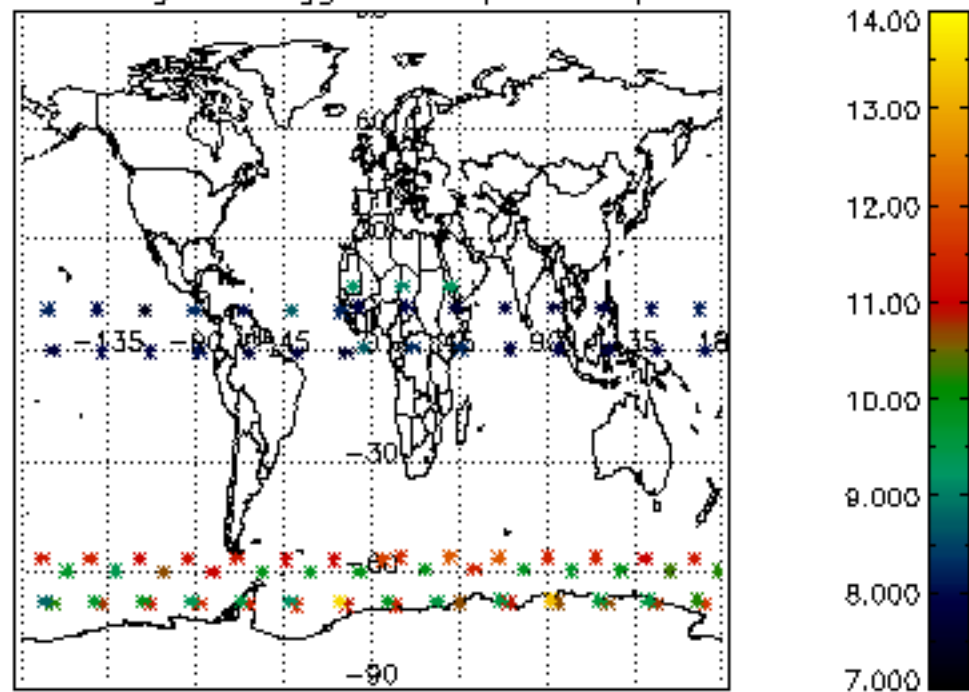
Percentage of flagged data per D3 profile



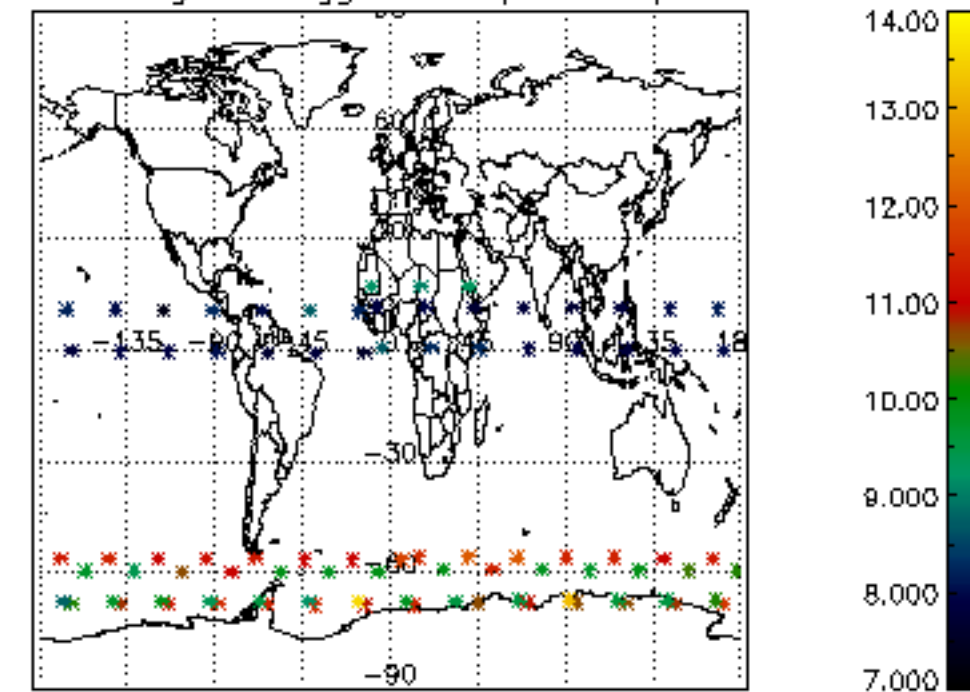
Percentage of flagged data per H2O profile

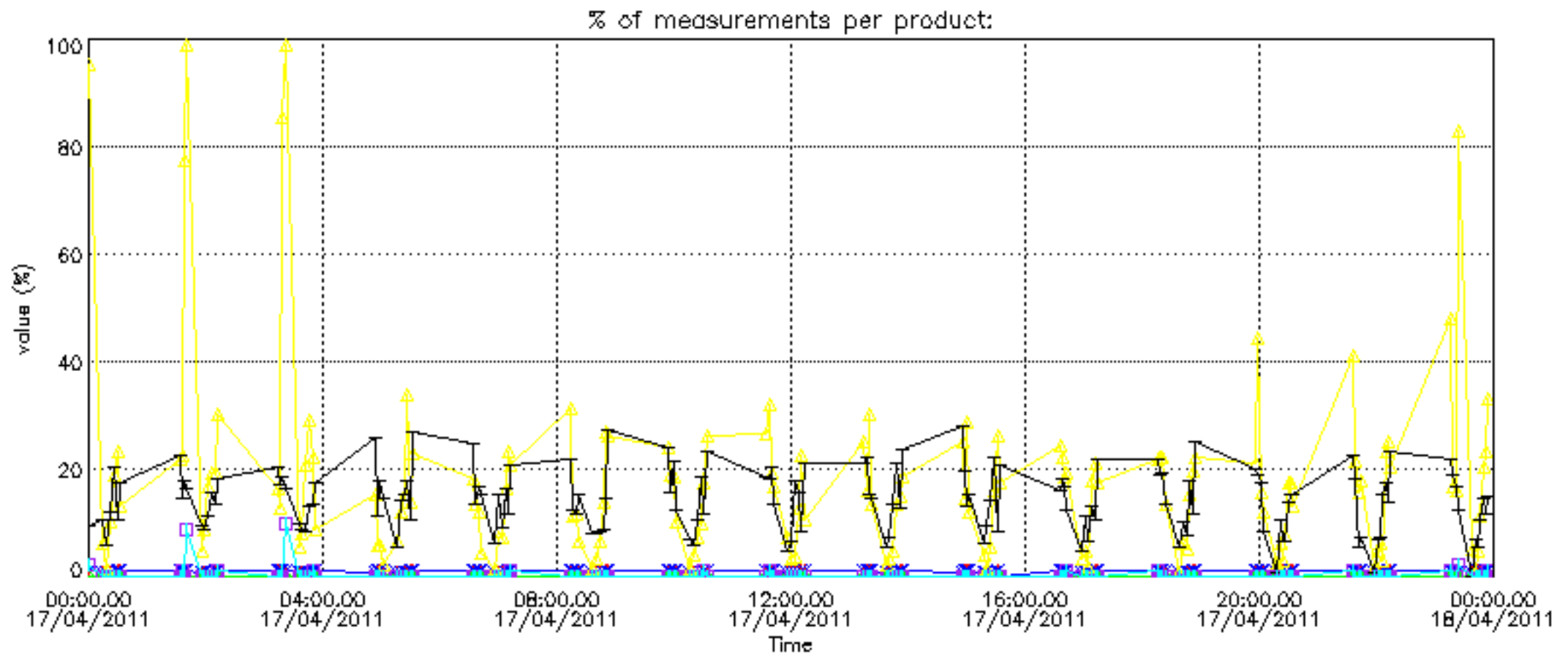


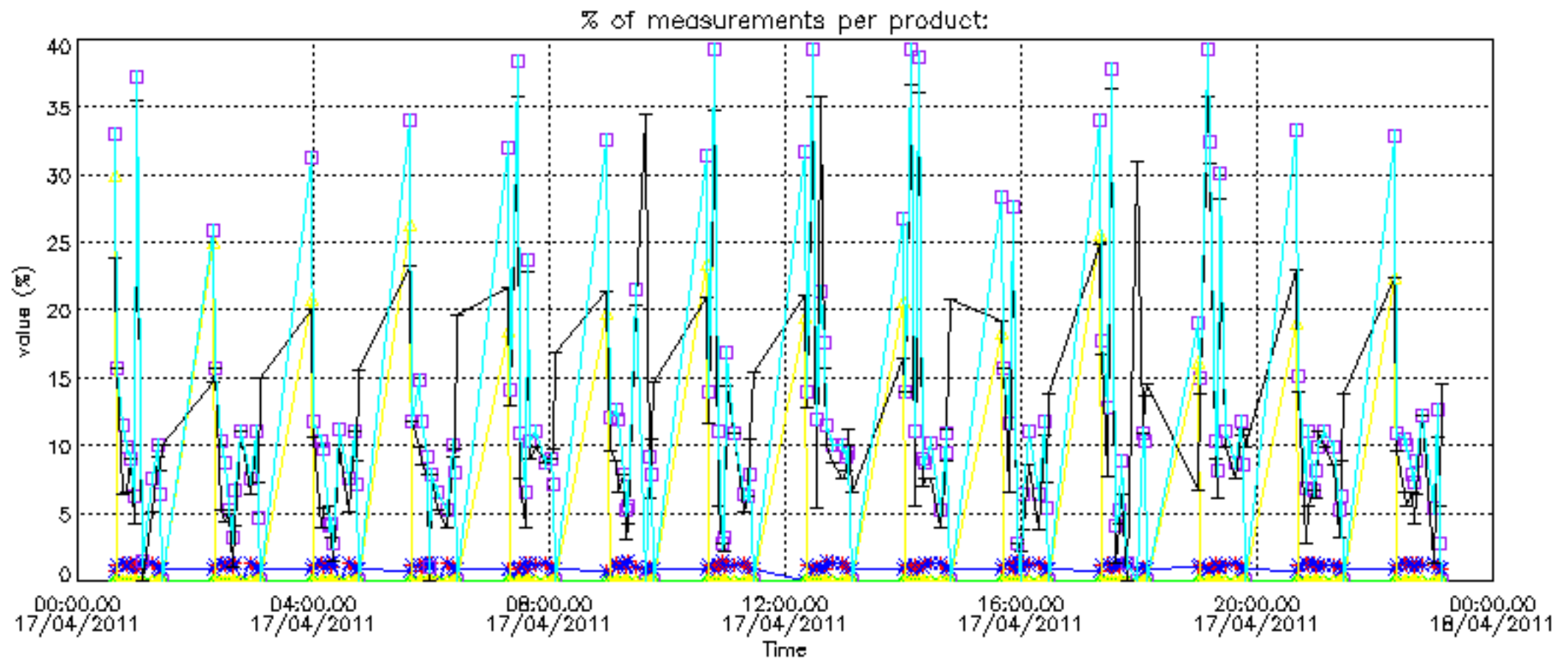
Percentage of flagged data per NO2 profile



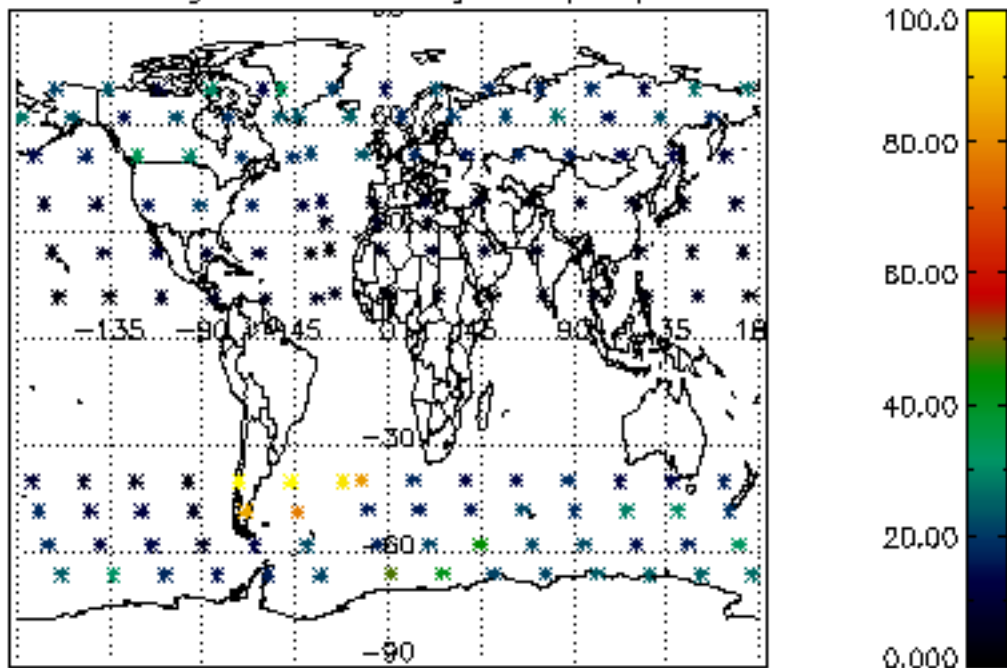
Percentage of flagged data per NO3 profile



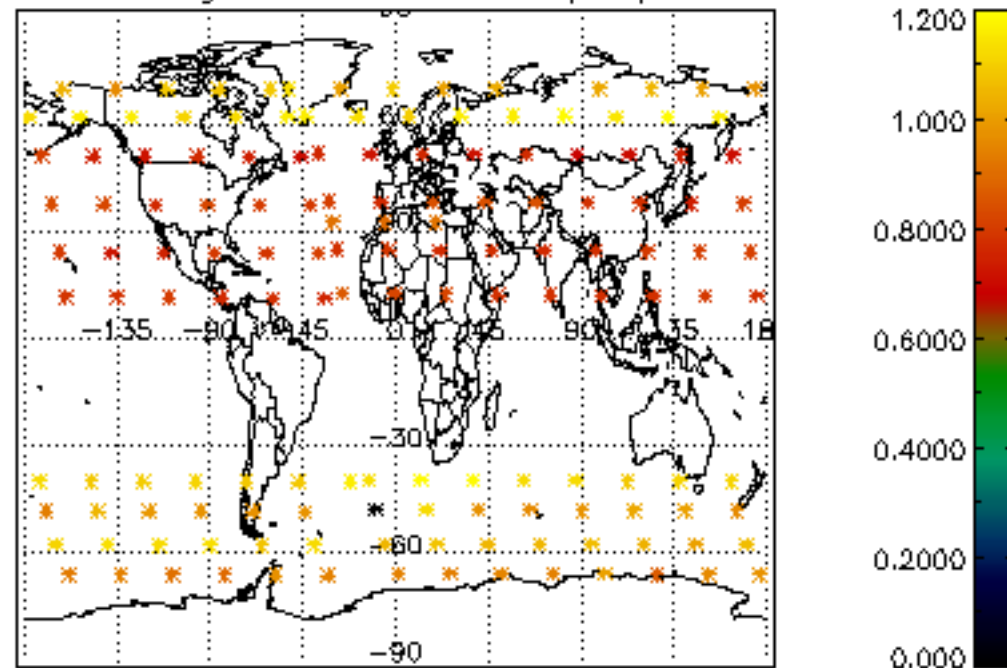




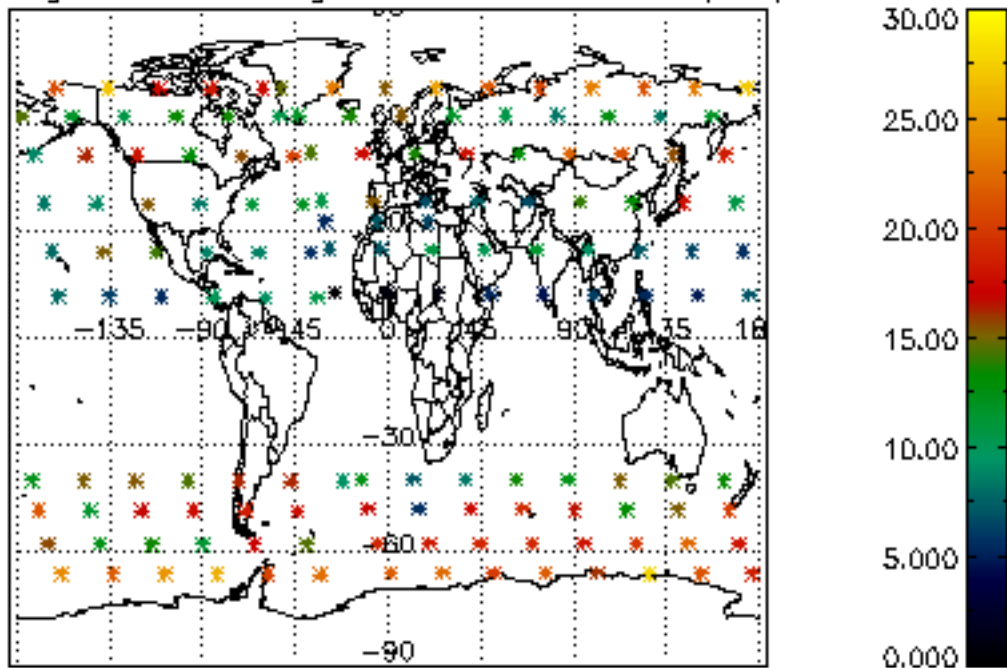
Percentage of cosmic ray hits per profile



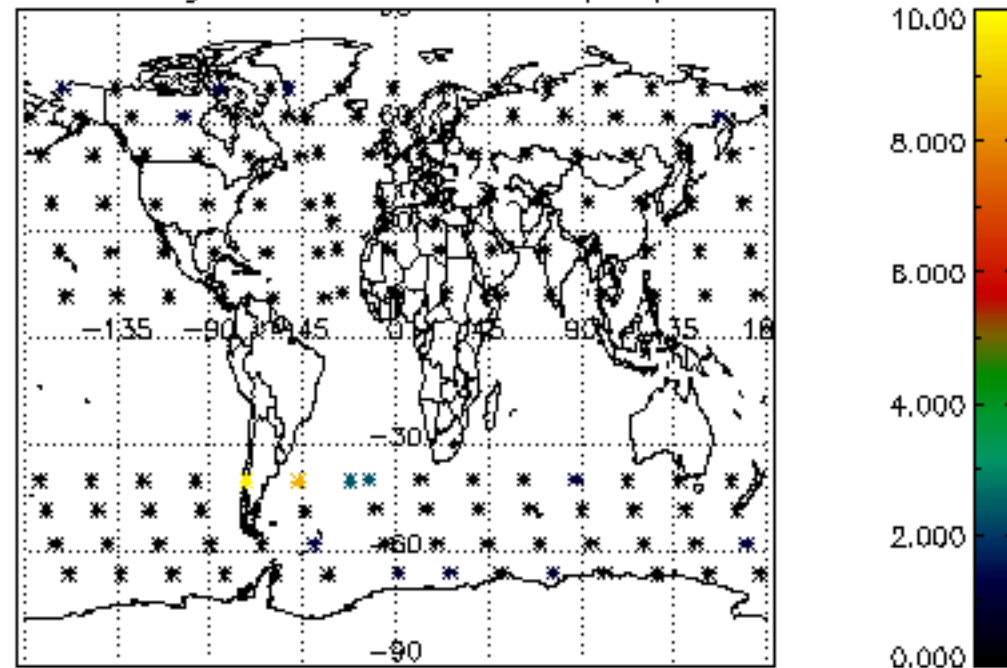
Percentage of datation errors per profile



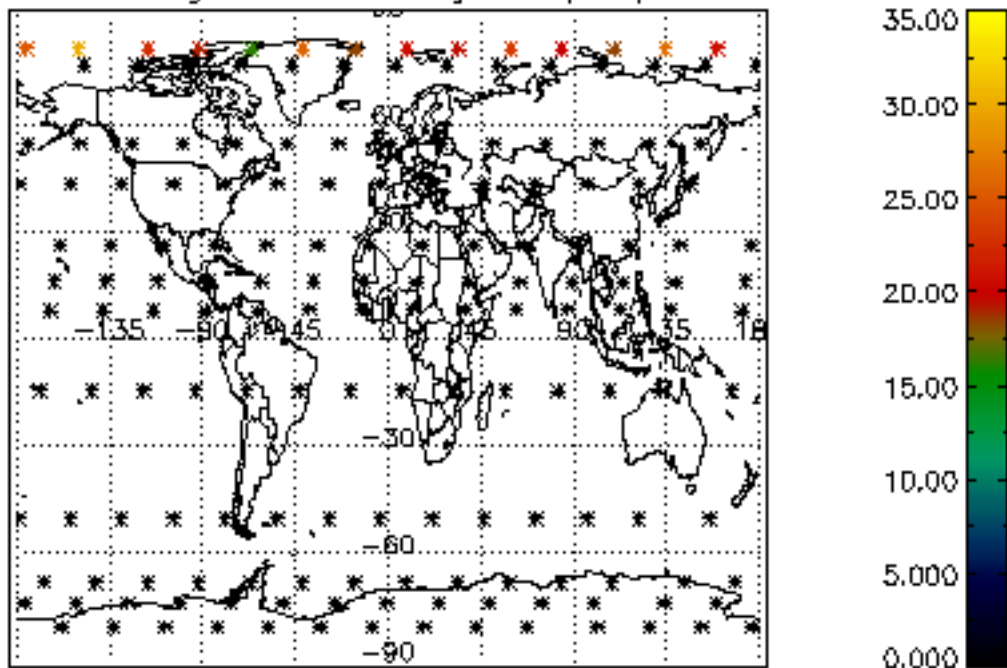
Percentage of star falling outside central band per profile



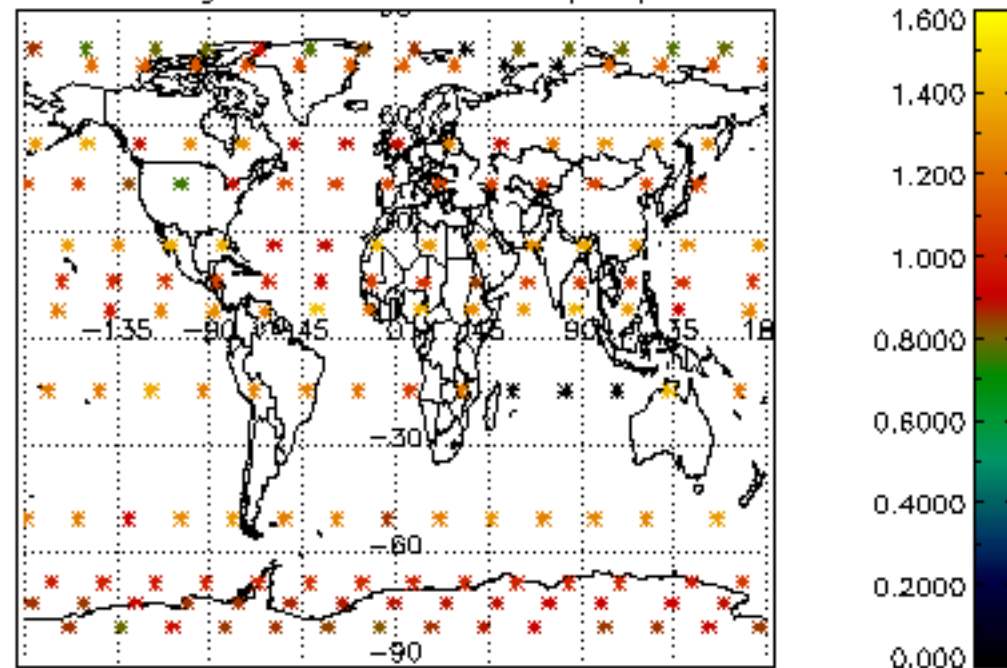
Percentage of saturation errors per profile



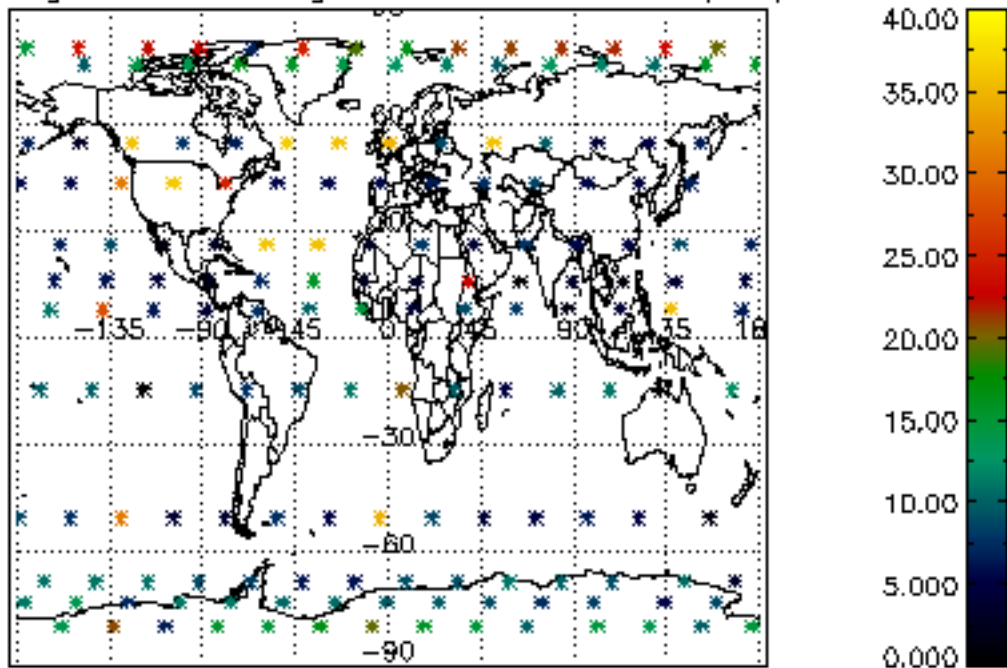
Percentage of cosmic ray hits per profile



Percentage of datation errors per profile



Percentage of star falling outside central band per profile



Percentage of saturation errors per profile

