

GOMOS Level 2 Daily Report

SUMMARY

[1. General Info](#)

[2. Summary of processed GOM_NL_2P products](#)

[3. Level 2 Quality information per product](#)

[3.1 Plot of level 2 quality information per product \(time dependant\)](#)

[3.2 Plot of level 2 quality information per product \(world map\)](#)

[4. Level 1 Quality information per product \(stored on level 2 products\)](#)

[4.1 Plot of level 1 quality information per product \(time dependant\)](#)

[4.1.1 Plot of level 1 quality information per product \(time dependant\): ASCENDING](#)

[4.1.2 Plot of level 1 quality information per product \(time dependant\): DESCENDING](#)

[4.2 Plot of level 1 quality information per product \(world map\)](#)

[4.2.1 Plot of level 1 quality information per product \(world map\): ASCENDING](#)

[4.2.2 Plot of level 1 quality information per product \(world map\): DESCENDING](#)

[5. Ozone profiles based on quality statistics and other trace gas profiles](#)

[5.1 Ozone statistics based on quality of products](#)

[5.2 Plot ozone profiles for all STD \(dark without errors\)](#)

[5.3 Plot ozone profiles where STD < 20% \(dark without errors\)](#)

[5.4. Plot ozone profiles where STD < 10% \(dark without errors\)](#)

[5.5. Plot ozone profiles where STD < 5% \(dark without errors\)](#)

[5.6 Plot NO2 profiles for all STD \(dark without errors\)](#)

[5.7 Plot NO3 profiles for all STD \(dark without errors\)](#)

[5.8 Plot H2O profiles \(only for occultations of stars 1,2,3,4,13,14,16,26,63 dark without errors\) for all STD](#)

[6. Auxiliary Data Files used for the production reported in section 2](#)

This report presents the daily analysis on parameters extracted from GOMOS level 2 data (GOM_NL__2P). It is intended to monitor some important parameters that will impact the quality of these products. A list of level 2 products (and content) that have arrived during the reporting day to the PCF is also given.

Item	Value
Time of report generation	24APR2013 12:26:13
Data source version	GOMOS/6.01
Start time of products	15-04-2011 (15APR2011 00:00:00)
Stop time of products	16-04-2011 (16APR2011 00:00:00)
Store outputs in DB	Yes
Nb of level 2 prods	341
Nb of prods with errors	0

2. Summary of processed GOM_NL__2P products.

Nr	Filename	UTC Start time	Limb	Duration	Star Id	Star Name	Star Mag	Star Temp	Nb Meas	Orbit	Prod. error
1	GOM_NL__2PRFIN20110415_000044_000000443101_00275_47703_3360.N1	15-APR-2011 00:00:44	Straylight	44.000	78	Alp Lup	2.3040	28000.	88	47703	No
2	GOM_NL__2PRFIN20110415_000219_000000433101_00275_47703_3361.N1	15-APR-2011 00:02:19	Straylight	43.000	81	Eta Cen	2.3560	28000.	86	47703	No
3	GOM_NL__2PRFIN20110415_000441_000000503101_00275_47703_3362.N1	15-APR-2011 00:04:41	Straylight	49.500	54	5The Cen	2.0550	4500.0	99	47703	No
4	GOM_NL__2PRFIN20110415_001057_000000663101_00275_47703_3363.N1	15-APR-2011 00:10:57	Bright	66.000	122	9Alp2Lib	2.7470	9700.0	132	47703	No
5	GOM_NL__2PRFIN20110415_001302_000000443101_00275_47703_3364.N1	15-APR-2011 00:13:02	Bright	44.000	15	67Alp Vir	0.97600	28000.	88	47703	No
6	GOM_NL__2PRFIN20110415_001950_000000393101_00275_47703_3365.N1	15-APR-2011 00:19:50	Bright	39.000	138	47Eps Vir	2.8280	4700.0	78	47703	No
7	GOM_NL__2PRFIN20110415_002313_000000513101_00275_47703_3366.N1	15-APR-2011 00:23:13	Bright	50.500	111	8Eta Boo	2.6800	6000.0	101	47703	No
8	GOM_NL__2PRFIN20110415_002756_000000383101_00275_47703_3367.N1	15-APR-2011 00:27:56	Bright	38.000	152	12Alp2CVn	2.8900	11000.	76	47703	No
9	GOM_NL__2PRFIN20110415_003107_000000493101_00275_47703_3368.N1	15-APR-2011 00:31:07	Bright	48.500	180	27Gam Boo	3.0400	8000.0	97	47703	No
10	GOM_NL__2PRFIN20110415_003254_000000403101_00275_47703_3369.N1	15-APR-2011 00:32:54	Bright	39.500	32	77Eps UMa	1.7630	11000.	79	47703	No
11	GOM_NL__2PRFIN20110415_003917_000000573101_00275_47703_3370.N1	15-APR-2011 00:39:17	Bright	57.000	60	7Bet UMi	2.0810	3950.0	114	47703	No
12	GOM_NL__2PRFIN20110415_004042_000000453101_00275_47703_3371.N1	15-APR-2011 00:40:42	Bright	45.000	119	14Eta Dra	2.7270	4700.0	90	47703	No
13	GOM_NL__2PRFIN20110415_004920_000000393101_00275_47703_3372.N1	15-APR-2011 00:49:20	Bright	39.000	89	5Alp Cep	2.4510	8000.0	78	47703	No
14	GOM_NL__2PRFIN20110415_005434_000000503101_00275_47703_3373.N1	15-APR-2011 00:54:34	Bright	49.500	19	50Alp Cyg	1.2460	10500.	99	47703	No
15	GOM_NL__2PRFIN20110415_005620_000000563101_00275_47703_3374.N1	15-APR-2011 00:56:20	Bright	55.500	66	37Gam Cyg	2.2080	5900.0	111	47703	No
16	GOM_NL__2PRFIN20110415_005852_000000553101_00275_47703_3375.N1	15-APR-2011 00:58:52	Bright	54.500	92	53Eps Cyg	2.5000	4500.0	109	47703	No
17	GOM_NL__2PRFIN20110415_010616_000000533101_00275_47703_3376.N1	15-APR-2011 01:06:16	Twilight	53.000	61	8Eps Peg	2.1000	3900.0	106	47703	No
18	GOM_NL__2PRFIN20110415_011120_000000493101_00275_47703_3377.N1	15-APR-2011 01:11:20	Dark	48.500	154	22Bet Aqr	2.8990	5700.0	97	47703	No
19	GOM_NL__2PRFIN20110415_012738_000000613101_00276_47704_3370.N1	15-APR-2011 01:27:38	Dark	61.000	103	38Zet Sgr	2.6000	9700.0	122	47704	No
20	GOM_NL__2PRFIN20110415_013111_000000633101_00276_47704_3371.N1	15-APR-2011 01:31:11	Dark	63.000	38	20Eps Sgr	1.8360	11000.	126	47704	No
21	GOM_NL__2PRFIN20110415_013314_000000443101_00276_47704_3372.N1	15-APR-2011 01:33:14	Dark	44.000	141	Bet Ara	2.8400	4600.0	88	47704	No
22	GOM_NL__2PRFIN20110415_013507_000000673101_00276_47704_3373.N1	15-APR-2011 01:35:07	Dark	67.000	25	35Lam Sco	1.6200	28000.	134	47704	No
23	GOM_NL__2PRFIN20110415_013903_000000753101_00276_47704_3374.N1	15-APR-2011 01:39:03	Straylight	74.500	75	26Eps Sco	2.2910	4250.0	149	47704	No
24	GOM_NL__2PRFIN20110415_014058_000000463101_00276_47704_3375.N1	15-APR-2011 01:40:58	Straylight	45.500	78	Alp Lup	2.3040	28000.	91	47704	No
25	GOM_NL__2PRFIN20110415_014233_000000443101_00276_47704_3376.N1	15-APR-2011 01:42:33	Straylight	44.000	81	Eta Cen	2.3560	28000.	88	47704	No
26	GOM_NL__2PRFIN20110415_014455_000000493101_00276_47704_3377.N1	15-APR-2011 01:44:55	Straylight	48.500	54	5The Cen	2.0550	4500.0	97	47704	No
27	GOM_NL__2PRFIN20110415_015111_000000573101_00276_47704_3378.N1	15-APR-2011 01:51:11	Bright	57.000	122	9Alp2Lib	2.7470	9700.0	114	47704	No
28	GOM_NL__2PRFIN20110415_015315_000000463101_00276_47704_3379.N1	15-APR-2011 01:53:15	Bright	46.000	15	67Alp Vir	0.97600	28000.	92	47704	No
29	GOM_NL__2PRFIN20110415_020004_000000393101_00276_47704_3380.N1	15-APR-2011 02:00:04	Bright	39.000	138	47Eps Vir	2.8280	4700.0	78	47704	No
30	GOM_NL__2PRFIN20110415_020327_000000473101_00276_47704_3381.N1	15-APR-2011 02:03:27	Bright	46.500	111	8Eta Boo	2.6800	6000.0	93	47704	No
31	GOM_NL__2PRFIN20110415_020810_000000403101_00276_47704_3382.N1	15-APR-2011 02:08:10	Bright	40.000	152	12Alp2CVn	2.8900	11000.	80	47704	No
32	GOM_NL__2PRFIN20110415_021120_000000593101_00276_47704_3383.N1	15-APR-2011 02:11:20	Bright	59.000	180	27Gam Boo	3.0400	8000.0	118	47704	No
33	GOM_NL__2PRFIN20110415_021307_000000373101_00276_47704_3384.N1	15-APR-2011 02:13:07	Bright	36.500	32	77Eps UMa	1.7630	11000.	73	47704	No
34	GOM_NL__2PRFIN20110415_021931_000000413101_00276_47704_3385.N1	15-APR-2011 02:19:31	Bright	41.000	60	7Bet UMi	2.0810	3950.0	82	47704	No
35	GOM_NL__2PRFIN20110415_022056_000000473101_00276_47704_3386.N1	15-APR-2011 02:20:56	Bright	46.500	119	14Eta Dra	2.7270	4700.0	93	47704	No
36	GOM_NL__2PRFIN20110415_022934_000000393101_00276_47704_3387.N1	15-APR-2011 02:29:34	Bright	39.000	89	5Alp Cep	2.4510	8000.0	78	47704	No
37	GOM_NL__2PRFIN20110415_023448_000000503101_00276_47704_3388.N1	15-APR-2011 02:34:48	Bright	49.500	19	50Alp Cyg	1.2460	10500.	99	47704	No
38	GOM_NL__2PRFIN20110415_023634_000000543101_00276_47704_3389.N1	15-APR-2011 02:36:34	Bright	53.500	66	37Gam Cyg	2.2080	5900.0	107	47704	No
39	GOM_NL__2PRFIN20110415_023906_000000523101_00276_47704_3390.N1	15-APR-2011 02:39:06	Bright	52.000	92	53Eps Cyg	2.5000	4500.0	104	47704	No
40	GOM_NL__2PRFIN20110415_024630_000000533101_00276_47704_3391.N1	15-APR-2011 02:46:30	Twilight	53.000	61	8Eps Peg	2.1000	3900.0	106	47704	No
41	GOM_NL__2PRFIN20110415_025135_000000483101_00276_47704_3392.N1	15-APR-2011 02:51:35	Dark	47.500	154	22Bet Aqr	2.8990	5700.0	95	47704	No
42	GOM_NL__2PRFIN20110415_025358_000000453101_00276_47704_3393.N1	15-APR-2011 02:53:58	Dark	45.000	142	49Del Cap	2.8500	8900.0	90	47704	No

43	GOM_NL__2PRFIN20110415_030754_000000623101_00277_47705_3391.N1	15-APR-2011 03:07:54	Dark	62.000	103	38Zet Sgr	2.6000	9700.0	124	47705	No
44	GOM_NL__2PRFIN20110415_031127_000000633101_00277_47705_3392.N1	15-APR-2011 03:11:27	Dark	62.500	38	20Eps Sgr	1.8360	11000.	125	47705	No
45	GOM_NL__2PRFIN20110415_031329_000000473101_00277_47705_3393.N1	15-APR-2011 03:13:29	Dark	46.500	141	Bet Ara	2.8400	4600.0	93	47705	No
46	GOM_NL__2PRFIN20110415_031522_000000643101_00277_47705_3394.N1	15-APR-2011 03:15:22	Dark	64.000	25	35Lam Sco	1.6200	28000.	128	47705	No
47	GOM_NL__2PRFIN20110415_031918_000000693101_00277_47705_3395.N1	15-APR-2011 03:19:18	Straylight	69.000	75	26Eps Sco	2.2910	4250.0	138	47705	No
48	GOM_NL__2PRFIN20110415_032113_000000443101_00277_47705_3396.N1	15-APR-2011 03:21:13	Straylight	43.500	78	Alp Lup	2.3040	28000.	87	47705	No
49	GOM_NL__2PRFIN20110415_032248_000000473101_00277_47705_3397.N1	15-APR-2011 03:22:48	Straylight	46.500	81	Eta Cen	2.3560	28000.	93	47705	No
50	GOM_NL__2PRFIN20110415_032510_000000503101_00277_47705_3398.N1	15-APR-2011 03:25:10	Straylight	49.500	54	5The Cen	2.0550	4500.0	99	47705	No
51	GOM_NL__2PRFIN20110415_033125_000000583101_00277_47705_3399.N1	15-APR-2011 03:31:25	Bright	57.500	122	9Alp2Lib	2.7470	9700.0	115	47705	No
52	GOM_NL__2PRFIN20110415_033329_000000463101_00277_47705_3400.N1	15-APR-2011 03:33:29	Bright	46.000	15	67Alp Vir	0.97600	28000.	92	47705	No
53	GOM_NL__2PRFIN20110415_034018_000000403101_00277_47705_3401.N1	15-APR-2011 03:40:18	Bright	39.500	138	47Eps Vir	2.8280	4700.0	79	47705	No
54	GOM_NL__2PRFIN20110415_034340_000000493101_00277_47705_3402.N1	15-APR-2011 03:43:40	Bright	48.500	111	8Eta Boo	2.6800	6000.0	97	47705	No
55	GOM_NL__2PRFIN20110415_034823_000000383101_00277_47705_3403.N1	15-APR-2011 03:48:23	Bright	38.000	152	12Alp2CVn	2.8900	11000.	76	47705	No
56	GOM_NL__2PRFIN20110415_035134_000000513101_00277_47705_3404.N1	15-APR-2011 03:51:34	Bright	50.500	180	27Gam Boo	3.0400	8000.0	101	47705	No
57	GOM_NL__2PRFIN20110415_035321_000000373101_00277_47705_3405.N1	15-APR-2011 03:53:21	Bright	37.000	32	77Eps UMa	1.7630	11000.	74	47705	No
58	GOM_NL__2PRFIN20110415_035944_000000383101_00277_47705_3406.N1	15-APR-2011 03:59:44	Bright	37.500	60	7Bet UMi	2.0810	3950.0	75	47705	No
59	GOM_NL__2PRFIN20110415_040109_000000483101_00277_47705_3407.N1	15-APR-2011 04:01:09	Bright	48.000	119	14Eta Dra	2.7270	4700.0	96	47705	No
60	GOM_NL__2PRFIN20110415_040948_000000393101_00277_47705_3408.N1	15-APR-2011 04:09:48	Bright	38.500	89	5Alp Cep	2.4510	8000.0	77	47705	No
61	GOM_NL__2PRFIN20110415_041502_000000493101_00277_47705_3409.N1	15-APR-2011 04:15:02	Bright	49.000	19	50Alp Cyg	1.2460	10500.	98	47705	No
62	GOM_NL__2PRFIN20110415_041648_000000533101_00277_47705_3410.N1	15-APR-2011 04:16:48	Bright	53.000	66	37Gam Cyg	2.2080	5900.0	106	47705	No
63	GOM_NL__2PRFIN20110415_041920_000000583101_00277_47705_3411.N1	15-APR-2011 04:19:20	Bright	58.000	92	53Eps Cyg	2.5000	4500.0	116	47705	No
64	GOM_NL__2PRFIN20110415_042645_000000493101_00277_47705_3412.N1	15-APR-2011 04:26:45	Twilight	49.000	61	8Eps Peg	2.1000	3900.0	98	47705	No
65	GOM_NL__2PRFIN20110415_043149_000000493101_00277_47705_3413.N1	15-APR-2011 04:31:49	Dark	48.500	154	22Bet Aqr	2.8990	5700.0	97	47705	No
66	GOM_NL__2PRFIN20110415_043413_000000463101_00277_47705_3414.N1	15-APR-2011 04:34:13	Dark	46.000	142	49Del Cap	2.8500	8900.0	92	47705	No
67	GOM_NL__2PRFIN20110415_044809_000000633101_00278_47706_3429.N1	15-APR-2011 04:48:09	Dark	63.000	103	38Zet Sgr	2.6000	9700.0	126	47706	No
68	GOM_NL__2PRFIN20110415_045143_000000623101_00278_47706_3430.N1	15-APR-2011 04:51:43	Dark	62.000	38	20Eps Sgr	1.8360	11000.	124	47706	No
69	GOM_NL__2PRFIN20110415_045344_000000453101_00278_47706_3431.N1	15-APR-2011 04:53:44	Dark	44.500	141	Bet Ara	2.8400	4600.0	89	47706	No
70	GOM_NL__2PRFIN20110415_045538_000000653101_00278_47706_3432.N1	15-APR-2011 04:55:38	Dark	65.000	25	35Lam Sco	1.6200	28000.	130	47706	No
71	GOM_NL__2PRFIN20110415_045933_000000663101_00278_47706_3433.N1	15-APR-2011 04:59:33	Straylight	65.500	75	26Eps Sco	2.2910	4250.0	131	47706	No
72	GOM_NL__2PRFIN20110415_050127_000000423101_00278_47706_3434.N1	15-APR-2011 05:01:27	Straylight	41.500	78	Alp Lup	2.3040	28000.	83	47706	No
73	GOM_NL__2PRFIN20110415_050302_000000423101_00278_47706_3435.N1	15-APR-2011 05:03:02	Straylight	41.500	81	Eta Cen	2.3560	28000.	83	47706	No
74	GOM_NL__2PRFIN20110415_050524_000000493101_00278_47706_3436.N1	15-APR-2011 05:05:24	Straylight	49.000	54	5The Cen	2.0550	4500.0	98	47706	No
75	GOM_NL__2PRFIN20110415_051139_000000643101_00278_47706_3437.N1	15-APR-2011 05:11:39	Bright	63.500	122	9Alp2Lib	2.7470	9700.0	127	47706	No
76	GOM_NL__2PRFIN20110415_051344_000000463101_00278_47706_3438.N1	15-APR-2011 05:13:44	Bright	46.000	15	67Alp Vir	0.97600	28000.	92	47706	No
77	GOM_NL__2PRFIN20110415_052032_000000403101_00278_47706_3439.N1	15-APR-2011 05:20:32	Bright	39.500	138	47Eps Vir	2.8280	4700.0	79	47706	No
78	GOM_NL__2PRFIN20110415_052354_000000473101_00278_47706_3440.N1	15-APR-2011 05:23:54	Bright	46.500	111	8Eta Boo	2.6800	6000.0	93	47706	No
79	GOM_NL__2PRFIN20110415_052837_000000393101_00278_47706_3441.N1	15-APR-2011 05:28:37	Bright	38.500	152	12Alp2CVn	2.8900	11000.	77	47706	No
80	GOM_NL__2PRFIN20110415_053147_000000493101_00278_47706_3442.N1	15-APR-2011 05:31:47	Bright	49.000	180	27Gam Boo	3.0400	8000.0	98	47706	No
81	GOM_NL__2PRFIN20110415_053335_000000383101_00278_47706_3443.N1	15-APR-2011 05:33:35	Bright	38.000	32	77Eps UMa	1.7630	11000.	76	47706	No
82	GOM_NL__2PRFIN20110415_053958_000000403101_00278_47706_3444.N1	15-APR-2011 05:39:58	Bright	40.000	60	7Bet UMi	2.0810	3950.0	80	47706	No
83	GOM_NL__2PRFIN20110415_054122_000000473101_00278_47706_3445.N1	15-APR-2011 05:41:22	Bright	46.500	119	14Eta Dra	2.7270	4700.0	93	47706	No
84	GOM_NL__2PRFIN20110415_055002_000000393101_00278_47706_3446.N1	15-APR-2011 05:50:02	Bright	38.500	89	5Alp Cep	2.4510	8000.0	77	47706	No
85	GOM_NL__2PRFIN20110415_055516_000000503101_00278_47706_3447.N1	15-APR-2011 05:55:16	Bright	49.500	19	50Alp Cyg	1.2460	10500.	99	47706	No
86	GOM_NL__2PRFIN20110415_055702_000000563101_00278_47706_3448.N1	15-APR-2011 05:57:02	Bright	56.000	66	37Gam Cyg	2.2080	5900.0	112	47706	No
87	GOM_NL__2PRFIN20110415_055935_000000553101_00278_47706_3449.N1	15-APR-2011 05:59:35	Bright	55.000	92	53Eps Cyg	2.5000	4500.0	110	47706	No
88	GOM_NL__2PRFIN20110415_060659_000000533101_00278_47706_3450.N1	15-APR-2011 06:06:59	Dark	53.000	61	8Eps Peg	2.1000	3900.0	106	47706	No
89	GOM_NL__2PRFIN20110415_060927_000000453101_00278_47706_3451.N1	15-APR-2011 06:09:27	Dark	44.500	162	34Alp Aqr	2.9440	5350.0	89	47706	No
90	GOM_NL__2PRFIN20110415_061204_000000503101_00278_47706_3452.N1	15-APR-2011 06:12:04	Dark	49.500	154	22Bet Aqr	2.8990	5700.0	99	47706	No
91	GOM_NL__2PRFIN20110415_061427_000000453101_00278_47706_3453.N1	15-APR-2011 06:14:27	Dark	45.000	142	49Del Cap	2.8500	8900.0	90	47706	No
92	GOM_NL__2PRFIN20110415_062825_000000623101_00279_47707_3441.N1	15-APR-2011 06:28:25	Dark	62.000	103	38Zet Sgr	2.6000	9700.0	124	47707	No
93	GOM_NL__2PRFIN20110415_063158_000000643101_00279_47707_3442.N1	15-APR-2011 06:31:58	Dark	63.500	38	20Eps Sgr	1.8360	11000.	127	47707	No
94	GOM_NL__2PRFIN20110415_063358_000000463101_00279_47707_3443.N1	15-APR-2011 06:33:58	Dark	46.000	141	Bet Ara	2.8400	4600.0	92	47707	No
95	GOM_NL__2PRFIN20110415_063553_000000633101_00279_47707_3444.N1	15-APR-2011 06:35:53	Dark	62.500	25	35Lam Sco	1.6200	28000.	125	47707	No
96	GOM_NL__2PRFIN20110415_063948_000000733101_00279_47707_3445.N1	15-APR-2011 06:39:48	Straylight	72.500	75	26Eps Sco	2.2910	4250.0	145	47707	No
97	GOM_NL__2PRFIN20110415_064144_000000403101_00279_47707_3446.N1	15-APR-2011 06:41:44	Straylight	40.000	78	Alp Lup	2.3040	28000.	80	47707	No
98	GOM_NL__2PRFIN20110415_064317_000000463101_00279_47707_3447.N1	15-APR-2011 06:43:17	Straylight	46.000	81	Eta Cen	2.3560	28000.	92	47707	No
99	GOM_NL__2PRFIN20110415_064538_000000483101_00279_47707_3448.N1	15-APR-2011 06:45:38	Straylight	48.000	54	5The Cen	2.0550	4500.0	96	47707	No
100	GOM_NL__2PRFIN20110415_065153_000000663101_00279_47707_3449.N1	15-APR-2011 06:51:53	Bright	65.500	122	9Alp2Lib	2.7470	9700.0	131	47707	No
101	GOM_NL__2PRFIN20110415_065358_000000453101_00279_47707_3450.N1	15-APR-2011 06:53:58	Bright	44.500	15	67Alp Vir	0.97600	28000.	89	47707	No

102	GOM_NL__2PRFIN20110415_070046_000000483101_00279_47707_3451.N1	15-APR-2011 07:00:46	Bright	47.500	138	47Eps Vir	2.8280	4700.0	95	47707	No
103	GOM_NL__2PRFIN20110415_070407_000000493101_00279_47707_3452.N1	15-APR-2011 07:04:07	Bright	48.500	111	8Eta Boo	2.6800	6000.0	97	47707	No
104	GOM_NL__2PRFIN20110415_070851_000000383101_00279_47707_3453.N1	15-APR-2011 07:08:51	Bright	37.500	152	12Alp2CVn	2.8900	11000.	75	47707	No
105	GOM_NL__2PRFIN20110415_071200_000000493101_00279_47707_3454.N1	15-APR-2011 07:12:00	Bright	49.000	180	27Gam Boo	3.0400	8000.0	98	47707	No
106	GOM_NL__2PRFIN20110415_071349_000000423101_00279_47707_3455.N1	15-APR-2011 07:13:49	Bright	42.000	32	77Eps UMa	1.7630	11000.	84	47707	No
107	GOM_NL__2PRFIN20110415_072012_000000403101_00279_47707_3456.N1	15-APR-2011 07:20:12	Bright	39.500	60	7Bet UMi	2.0810	3950.0	79	47707	No
108	GOM_NL__2PRFIN20110415_072136_000000473101_00279_47707_3457.N1	15-APR-2011 07:21:36	Bright	46.500	119	14Eta Dra	2.7270	4700.0	93	47707	No
109	GOM_NL__2PRFIN20110415_073016_000000383101_00279_47707_3458.N1	15-APR-2011 07:30:16	Bright	37.500	89	5Alp Cep	2.4510	8000.0	75	47707	No
110	GOM_NL__2PRFIN20110415_073530_000000493101_00279_47707_3459.N1	15-APR-2011 07:35:30	Bright	49.000	19	50Alp Cyg	1.2460	10500.	98	47707	No
111	GOM_NL__2PRFIN20110415_073716_000000543101_00279_47707_3460.N1	15-APR-2011 07:37:16	Bright	54.000	66	37Gam Cyg	2.2080	5900.0	108	47707	No
112	GOM_NL__2PRFIN20110415_073949_000000563101_00279_47707_3461.N1	15-APR-2011 07:39:49	Bright	56.000	92	53Eps Cyg	2.5000	4500.0	112	47707	No
113	GOM_NL__2PRFIN20110415_074714_000000523101_00279_47707_3462.N1	15-APR-2011 07:47:14	Dark	52.000	61	8Eps Peg	2.1000	3900.0	104	47707	No
114	GOM_NL__2PRFIN20110415_074942_000000443101_00279_47707_3463.N1	15-APR-2011 07:49:42	Dark	43.500	162	34Alp Aqr	2.9440	5350.0	87	47707	No
115	GOM_NL__2PRFIN20110415_075219_000000493101_00279_47707_3464.N1	15-APR-2011 07:52:19	Dark	49.000	154	22Bet Aqr	2.8990	5700.0	98	47707	No
116	GOM_NL__2PRFIN20110415_075442_000000433101_00279_47707_3465.N1	15-APR-2011 07:54:42	Dark	42.500	142	49Del Cap	2.8500	8900.0	85	47707	No
117	GOM_NL__2PRFIN20110415_080841_000000613101_00280_47708_3474.N1	15-APR-2011 08:08:41	Dark	61.000	103	38Zet Sgr	2.6000	9700.0	122	47708	No
118	GOM_NL__2PRFIN20110415_081214_000000643101_00280_47708_3475.N1	15-APR-2011 08:12:14	Dark	63.500	38	20Eps Sgr	1.8360	11000.	127	47708	No
119	GOM_NL__2PRFIN20110415_081608_000000633101_00280_47708_3476.N1	15-APR-2011 08:16:08	Dark	62.500	25	35Lam Sco	1.6200	28000.	125	47708	No
120	GOM_NL__2PRFIN20110415_082003_000000703101_00280_47708_3477.N1	15-APR-2011 08:20:03	Straylight	70.000	75	26Eps Sco	2.2910	4250.0	140	47708	No
121	GOM_NL__2PRFIN20110415_082152_000000493101_00280_47708_3478.N1	15-APR-2011 08:21:52	Straylight	49.000	131	Gam Lup	2.8000	26000.	98	47708	No
122	GOM_NL__2PRFIN20110415_082331_000000473101_00280_47708_3479.N1	15-APR-2011 08:23:31	Straylight	46.500	81	Eta Cen	2.3560	28000.	93	47708	No
123	GOM_NL__2PRFIN20110415_082553_000000503101_00280_47708_3480.N1	15-APR-2011 08:25:53	Straylight	49.500	54	5The Cen	2.0550	4500.0	99	47708	No
124	GOM_NL__2PRFIN20110415_083207_000000713101_00280_47708_3481.N1	15-APR-2011 08:32:07	Bright	70.500	122	9Alp2Lib	2.7470	9700.0	141	47708	No
125	GOM_NL__2PRFIN20110415_083412_000000473101_00280_47708_3482.N1	15-APR-2011 08:34:12	Bright	46.500	15	67Alp Vir	0.97600	28000.	93	47708	No
126	GOM_NL__2PRFIN20110415_084100_000000403101_00280_47708_3483.N1	15-APR-2011 08:41:00	Bright	40.000	138	47Eps Vir	2.8280	4700.0	80	47708	No
127	GOM_NL__2PRFIN20110415_084421_000000473101_00280_47708_3484.N1	15-APR-2011 08:44:21	Bright	47.000	111	8Eta Boo	2.6800	6000.0	94	47708	No
128	GOM_NL__2PRFIN20110415_084905_000000383101_00280_47708_3485.N1	15-APR-2011 08:49:05	Bright	37.500	152	12Alp2CVn	2.8900	11000.	75	47708	No
129	GOM_NL__2PRFIN20110415_085213_000000663101_00280_47708_3486.N1	15-APR-2011 08:52:13	Bright	66.000	180	27Gam Boo	3.0400	8000.0	132	47708	No
130	GOM_NL__2PRFIN20110415_085402_000000393101_00280_47708_3487.N1	15-APR-2011 08:54:02	Bright	39.000	32	77Eps UMa	1.7630	11000.	78	47708	No
131	GOM_NL__2PRFIN20110415_090026_000000383101_00280_47708_3488.N1	15-APR-2011 09:00:26	Bright	38.000	60	7Bet UMi	2.0810	3950.0	76	47708	No
132	GOM_NL__2PRFIN20110415_090149_000000473101_00280_47708_3489.N1	15-APR-2011 09:01:49	Bright	47.000	119	14Eta Dra	2.7270	4700.0	94	47708	No
133	GOM_NL__2PRFIN20110415_091030_000000473101_00280_47708_3490.N1	15-APR-2011 09:10:30	Bright	46.500	89	5Alp Cep	2.4510	8000.0	93	47708	No
134	GOM_NL__2PRFIN20110415_091544_000000503101_00280_47708_3491.N1	15-APR-2011 09:15:44	Bright	49.500	19	50Alp Cyg	1.2460	10500.	99	47708	No
135	GOM_NL__2PRFIN20110415_091730_000000553101_00280_47708_3492.N1	15-APR-2011 09:17:30	Bright	55.000	66	37Gam Cyg	2.2080	5900.0	110	47708	No
136	GOM_NL__2PRFIN20110415_092003_000000553101_00280_47708_3493.N1	15-APR-2011 09:20:03	Bright	55.000	92	53Eps Cyg	2.5000	4500.0	110	47708	No
137	GOM_NL__2PRFIN20110415_092728_000000513101_00280_47708_3494.N1	15-APR-2011 09:27:28	Dark	50.500	61	8Eps Peg	2.1000	3900.0	101	47708	No
138	GOM_NL__2PRFIN20110415_092956_000000473101_00280_47708_3495.N1	15-APR-2011 09:29:56	Dark	47.000	162	34Alp Aqr	2.9440	5350.0	94	47708	No
139	GOM_NL__2PRFIN20110415_093233_000000473101_00280_47708_3496.N1	15-APR-2011 09:32:33	Dark	47.000	154	22Bet Aqr	2.8990	5700.0	94	47708	No
140	GOM_NL__2PRFIN20110415_093456_000000453101_00280_47708_3497.N1	15-APR-2011 09:34:56	Dark	44.500	142	49Del Cap	2.8500	8900.0	89	47708	No
141	GOM_NL__2PRFIN20110415_094856_000000603101_00281_47709_3506.N1	15-APR-2011 09:48:56	Dark	60.000	103	38Zet Sgr	2.6000	9700.0	120	47709	No
142	GOM_NL__2PRFIN20110415_095229_000000633101_00281_47709_3507.N1	15-APR-2011 09:52:29	Dark	62.500	38	20Eps Sgr	1.8360	11000.	125	47709	No
143	GOM_NL__2PRFIN20110415_095623_000000603101_00281_47709_3508.N1	15-APR-2011 09:56:23	Dark	60.000	25	35Lam Sco	1.6200	28000.	120	47709	No
144	GOM_NL__2PRFIN20110415_100018_000000683101_00281_47709_3509.N1	15-APR-2011 10:00:18	Straylight	68.000	75	26Eps Sco	2.2910	4250.0	136	47709	No
145	GOM_NL__2PRFIN20110415_100206_000000493101_00281_47709_3510.N1	15-APR-2011 10:02:06	Straylight	48.500	131	Gam Lup	2.8000	26000.	97	47709	No
146	GOM_NL__2PRFIN20110415_100345_000000443101_00281_47709_3511.N1	15-APR-2011 10:03:45	Straylight	43.500	81	Eta Cen	2.3560	28000.	87	47709	No
147	GOM_NL__2PRFIN20110415_100607_000000473101_00281_47709_3512.N1	15-APR-2011 10:06:07	Straylight	46.500	54	5The Cen	2.0550	4500.0	93	47709	No
148	GOM_NL__2PRFIN20110415_101221_000000593101_00281_47709_3513.N1	15-APR-2011 10:12:21	Bright	58.500	122	9Alp2Lib	2.7470	9700.0	117	47709	No
149	GOM_NL__2PRFIN20110415_101426_000000443101_00281_47709_3514.N1	15-APR-2011 10:14:26	Bright	43.500	15	67Alp Vir	0.97600	28000.	87	47709	No
150	GOM_NL__2PRFIN20110415_102114_000000573101_00281_47709_3515.N1	15-APR-2011 10:21:14	Bright	57.000	138	47Eps Vir	2.8280	4700.0	114	47709	No
151	GOM_NL__2PRFIN20110415_102434_000000533101_00281_47709_3516.N1	15-APR-2011 10:24:34	Bright	53.000	111	8Eta Boo	2.6800	6000.0	106	47709	No
152	GOM_NL__2PRFIN20110415_102918_000000383101_00281_47709_3517.N1	15-APR-2011 10:29:18	Bright	38.000	152	12Alp2CVn	2.8900	11000.	76	47709	No
153	GOM_NL__2PRFIN20110415_103226_000000503101_00281_47709_3518.N1	15-APR-2011 10:32:26	Bright	49.500	180	27Gam Boo	3.0400	8000.0	99	47709	No
154	GOM_NL__2PRFIN20110415_103416_000000453101_00281_47709_3519.N1	15-APR-2011 10:34:16	Bright	45.000	32	77Eps UMa	1.7630	11000.	90	47709	No
155	GOM_NL__2PRFIN20110415_104039_000000403101_00281_47709_3520.N1	15-APR-2011 10:40:39	Bright	40.000	60	7Bet UMi	2.0810	3950.0	80	47709	No
156	GOM_NL__2PRFIN20110415_104202_000000493101_00281_47709_3521.N1	15-APR-2011 10:42:02	Bright	48.500	119	14Eta Dra	2.7270	4700.0	97	47709	No
157	GOM_NL__2PRFIN20110415_105043_000000393101_00281_47709_3522.N1	15-APR-2011 10:50:43	Bright	39.000	89	5Alp Cep	2.4510	8000.0	78	47709	No
158	GOM_NL__2PRFIN20110415_105557_000000503101_00281_47709_3523.N1	15-APR-2011 10:55:57	Bright	49.500	19	50Alp Cyg	1.2460	10500.	99	47709	No
159	GOM_NL__2PRFIN20110415_105744_000000553101_00281_47709_3524.N1	15-APR-2011 10:57:44	Bright	55.000	66	37Gam Cyg	2.2080	5900.0	110	47709	No
160	GOM_NL__2PRFIN20110415_110017_000000573101_00281_47709_3525.N1	15-APR-2011 11:00:17	Bright	57.000	92	53Eps Cyg	2.5000	4500.0	114	47709	No

161	GOM_NL__2PRFIN20110415_110743_000000493101_00281_47709_3526.N1	15-APR-2011 11:07:43	Dark	49.000	61	8Eps Peg	2.1000	3900.0	98	47709	No
162	GOM_NL__2PRFIN20110415_111010_000000463101_00281_47709_3527.N1	15-APR-2011 11:10:10	Dark	45.500	162	34Alp Aqr	2.9440	5350.0	91	47709	No
163	GOM_NL__2PRFIN20110415_111248_000000503101_00281_47709_3528.N1	15-APR-2011 11:12:48	Dark	50.000	154	22Bet Aqr	2.8990	5700.0	100	47709	No
164	GOM_NL__2PRFIN20110415_111511_000000463101_00281_47709_3529.N1	15-APR-2011 11:15:11	Dark	46.000	142	49Del Cap	2.8500	8900.0	92	47709	No
165	GOM_NL__2PRFIN20110415_112912_000000613101_00282_47710_3540.N1	15-APR-2011 11:29:12	Dark	61.000	103	38Zet Sgr	2.6000	9700.0	122	47710	No
166	GOM_NL__2PRFIN20110415_113244_000000653101_00282_47710_3541.N1	15-APR-2011 11:32:44	Dark	64.500	38	20Eps Sgr	1.8360	11000.	129	47710	No
167	GOM_NL__2PRFIN20110415_113455_000000463101_00282_47710_3542.N1	15-APR-2011 11:34:55	Dark	46.000	147	Alp Ara	2.8770	26000.	92	47710	No
168	GOM_NL__2PRFIN20110415_113639_000000613101_00282_47710_3543.N1	15-APR-2011 11:36:39	Dark	61.000	25	35Lam Sco	1.6200	28000.	122	47710	No
169	GOM_NL__2PRFIN20110415_114034_000000713101_00282_47710_3544.N1	15-APR-2011 11:40:34	Straylight	70.500	75	26Eps Sco	2.2910	4250.0	141	47710	No
170	GOM_NL__2PRFIN20110415_114221_000000483101_00282_47710_3545.N1	15-APR-2011 11:42:21	Straylight	47.500	131	Gam Lup	2.8000	26000.	95	47710	No
171	GOM_NL__2PRFIN20110415_114400_000000443101_00282_47710_3546.N1	15-APR-2011 11:44:00	Straylight	43.500	81	Eta Cen	2.3560	28000.	87	47710	No
172	GOM_NL__2PRFIN20110415_114622_000000493101_00282_47710_3547.N1	15-APR-2011 11:46:22	Straylight	49.000	54	5The Cen	2.0550	4500.0	98	47710	No
173	GOM_NL__2PRFIN20110415_115235_000000643101_00282_47710_3548.N1	15-APR-2011 11:52:35	Bright	64.000	122	9Alp2Lib	2.7470	9700.0	128	47710	No
174	GOM_NL__2PRFIN20110415_115440_000000423101_00282_47710_3549.N1	15-APR-2011 11:54:40	Bright	42.000	15	67Alp Vir	0.97600	28000.	84	47710	No
175	GOM_NL__2PRFIN20110415_120128_000000573101_00282_47710_3550.N1	15-APR-2011 12:01:28	Bright	57.000	138	47Eps Vir	2.8280	4700.0	114	47710	No
176	GOM_NL__2PRFIN20110415_120448_000000483101_00282_47710_3551.N1	15-APR-2011 12:04:48	Bright	47.500	111	8Eta Boo	2.6800	6000.0	95	47710	No
177	GOM_NL__2PRFIN20110415_120932_000000373101_00282_47710_3552.N1	15-APR-2011 12:09:32	Bright	37.000	152	12Alp2CVn	2.8900	11000.	74	47710	No
178	GOM_NL__2PRFIN20110415_121239_000000503101_00282_47710_3553.N1	15-APR-2011 12:12:39	Bright	50.000	180	27Gam Boo	3.0400	8000.0	100	47710	No
179	GOM_NL__2PRFIN20110415_121430_000000403101_00282_47710_3554.N1	15-APR-2011 12:14:30	Bright	39.500	32	77Eps UMa	1.7630	11000.	79	47710	No
180	GOM_NL__2PRFIN20110415_122053_000000423101_00282_47710_3555.N1	15-APR-2011 12:20:53	Bright	41.500	60	7Bet UMi	2.0810	3950.0	83	47710	No
181	GOM_NL__2PRFIN20110415_123057_000000373101_00282_47710_3556.N1	15-APR-2011 12:30:57	Bright	36.500	89	5Alp Cep	2.4510	8000.0	73	47710	No
182	GOM_NL__2PRFIN20110415_123611_000000503101_00282_47710_3557.N1	15-APR-2011 12:36:11	Bright	50.000	19	50Alp Cyg	1.2460	10500.	100	47710	No
183	GOM_NL__2PRFIN20110415_123757_000000763101_00282_47710_3558.N1	15-APR-2011 12:37:57	Bright	76.000	66	37Gam Cyg	2.2080	5900.0	152	47710	No
184	GOM_NL__2PRFIN20110415_124031_000000583101_00282_47710_3559.N1	15-APR-2011 12:40:31	Bright	57.500	92	53Eps Cyg	2.5000	4500.0	115	47710	No
185	GOM_NL__2PRFIN20110415_124757_000000503101_00282_47710_3560.N1	15-APR-2011 12:47:57	Dark	50.000	61	8Eps Peg	2.1000	3900.0	100	47710	No
186	GOM_NL__2PRFIN20110415_125025_000000473101_00282_47710_3561.N1	15-APR-2011 12:50:25	Dark	46.500	162	34Alp Aqr	2.9440	5350.0	93	47710	No
187	GOM_NL__2PRFIN20110415_125303_000000523101_00282_47710_3562.N1	15-APR-2011 12:53:03	Dark	51.500	154	22Bet Aqr	2.8990	5700.0	103	47710	No
188	GOM_NL__2PRFIN20110415_125525_000000443101_00282_47710_3563.N1	15-APR-2011 12:55:25	Dark	43.500	142	49Del Cap	2.8500	8900.0	87	47710	No
189	GOM_NL__2PRFIN20110415_130927_000000633101_00283_47711_3621.N1	15-APR-2011 13:09:27	Dark	63.000	103	38Zet Sgr	2.6000	9700.0	126	47711	No
190	GOM_NL__2PRFIN20110415_131300_000000633101_00283_47711_3622.N1	15-APR-2011 13:13:00	Dark	63.000	38	20Eps Sgr	1.8360	11000.	126	47711	No
191	GOM_NL__2PRFIN20110415_131510_000000473101_00283_47711_3623.N1	15-APR-2011 13:15:10	Dark	46.500	147	Alp Ara	2.8770	26000.	93	47711	No
192	GOM_NL__2PRFIN20110415_131654_000000603101_00283_47711_3624.N1	15-APR-2011 13:16:54	Dark	60.000	25	35Lam Sco	1.6200	28000.	120	47711	No
193	GOM_NL__2PRFIN20110415_132049_000000783101_00283_47711_3625.N1	15-APR-2011 13:20:49	Straylight	78.000	75	26Eps Sco	2.2910	4250.0	156	47711	No
194	GOM_NL__2PRFIN20110415_132235_000000493101_00283_47711_3626.N1	15-APR-2011 13:22:35	Straylight	49.000	131	Gam Lup	2.8000	26000.	98	47711	No
195	GOM_NL__2PRFIN20110415_132414_000000413101_00283_47711_3627.N1	15-APR-2011 13:24:14	Straylight	41.000	81	Eta Cen	2.3560	28000.	82	47711	No
196	GOM_NL__2PRFIN20110415_132636_000000503101_00283_47711_3628.N1	15-APR-2011 13:26:36	Straylight	50.000	54	5The Cen	2.0550	4500.0	100	47711	No
197	GOM_NL__2PRFIN20110415_133249_000000573101_00283_47711_3629.N1	15-APR-2011 13:32:49	Bright	57.000	122	9Alp2Lib	2.7470	9700.0	114	47711	No
198	GOM_NL__2PRFIN20110415_133454_000000443101_00283_47711_3630.N1	15-APR-2011 13:34:54	Bright	43.500	15	67Alp Vir	0.97600	28000.	87	47711	No
199	GOM_NL__2PRFIN20110415_134141_000000493101_00283_47711_3631.N1	15-APR-2011 13:41:41	Bright	48.500	138	47Eps Vir	2.8280	4700.0	97	47711	No
200	GOM_NL__2PRFIN20110415_134501_000000693101_00283_47711_3632.N1	15-APR-2011 13:45:01	Bright	69.000	111	8Eta Boo	2.6800	6000.0	138	47711	No
201	GOM_NL__2PRFIN20110415_134946_000000403101_00283_47711_3633.N1	15-APR-2011 13:49:46	Bright	40.000	152	12Alp2CVn	2.8900	11000.	80	47711	No
202	GOM_NL__2PRFIN20110415_135252_000000513101_00283_47711_3634.N1	15-APR-2011 13:52:52	Bright	51.000	180	27Gam Boo	3.0400	8000.0	102	47711	No
203	GOM_NL__2PRFIN20110415_135444_000000403101_00283_47711_3635.N1	15-APR-2011 13:54:44	Bright	39.500	32	77Eps UMa	1.7630	11000.	79	47711	No
204	GOM_NL__2PRFIN20110415_140107_000000373101_00283_47711_3636.N1	15-APR-2011 14:01:07	Bright	37.000	60	7Bet UMi	2.0810	3950.0	74	47711	No
205	GOM_NL__2PRFIN20110415_141111_000000393101_00283_47711_3637.N1	15-APR-2011 14:11:11	Bright	39.000	89	5Alp Cep	2.4510	8000.0	78	47711	No
206	GOM_NL__2PRFIN20110415_141625_000000513101_00283_47711_3638.N1	15-APR-2011 14:16:25	Bright	51.000	19	50Alp Cyg	1.2460	10500.	102	47711	No
207	GOM_NL__2PRFIN20110415_141811_000000553101_00283_47711_3639.N1	15-APR-2011 14:18:11	Bright	54.500	66	37Gam Cyg	2.2080	5900.0	109	47711	No
208	GOM_NL__2PRFIN20110415_142045_000000553101_00283_47711_3640.N1	15-APR-2011 14:20:45	Bright	54.500	92	53Eps Cyg	2.5000	4500.0	109	47711	No
209	GOM_NL__2PRFIN20110415_142811_000000593101_00283_47711_3641.N1	15-APR-2011 14:28:11	Dark	58.500	61	8Eps Peg	2.1000	3900.0	117	47711	No
210	GOM_NL__2PRFIN20110415_143039_000000473101_00283_47711_3642.N1	15-APR-2011 14:30:39	Dark	47.000	162	34Alp Aqr	2.9440	5350.0	94	47711	No
211	GOM_NL__2PRFIN20110415_143317_000000513101_00283_47711_3643.N1	15-APR-2011 14:33:17	Dark	50.500	154	22Bet Aqr	2.8990	5700.0	101	47711	No
212	GOM_NL__2PRFIN20110415_143540_000000453101_00283_47711_3644.N1	15-APR-2011 14:35:40	Dark	45.000	142	49Del Cap	2.8500	8900.0	90	47711	No
213	GOM_NL__2PRFIN20110415_144943_000000623101_00284_47712_3642.N1	15-APR-2011 14:49:43	Dark	62.000	103	38Zet Sgr	2.6000	9700.0	124	47712	No
214	GOM_NL__2PRFIN20110415_145315_000000633101_00284_47712_3643.N1	15-APR-2011 14:53:15	Dark	62.500	38	20Eps Sgr	1.8360	11000.	125	47712	No
215	GOM_NL__2PRFIN20110415_145525_000000453101_00284_47712_3644.N1	15-APR-2011 14:55:25	Dark	45.000	147	Alp Ara	2.8770	26000.	90	47712	No
216	GOM_NL__2PRFIN20110415_145709_000000653101_00284_47712_3645.N1	15-APR-2011 14:57:09	Dark	64.500	25	35Lam Sco	1.6200	28000.	129	47712	No
217	GOM_NL__2PRFIN20110415_150104_000000703101_00284_47712_3646.N1	15-APR-2011 15:01:04	Straylight	69.500	75	26Eps Sco	2.2910	4250.0	139	47712	No
218	GOM_NL__2PRFIN20110415_150429_000000463101_00284_47712_3647.N1	15-APR-2011 15:04:29	Straylight	45.500	81	Eta Cen	2.3560	28000.	91	47712	No
219	GOM_NL__2PRFIN20110415_150650_000000483101_00284_47712_3648.N1	15-APR-2011 15:06:50	Straylight	48.000	54	5The Cen	2.0550	4500.0	96	47712	No

220	GOM_NL__2PRFIN20110415_151303_000000653101_00284_47712_3649.N1	15-APR-2011 15:13:03	Bright	65.000	122	9Alp2Lib	2.7470	9700.0	130	47712	No
221	GOM_NL__2PRFIN20110415_151508_000000423101_00284_47712_3650.N1	15-APR-2011 15:15:08	Bright	42.000	15	67Alp Vir	0.97600	28000.	84	47712	No
222	GOM_NL__2PRFIN20110415_152155_000000383101_00284_47712_3651.N1	15-APR-2011 15:21:55	Bright	38.000	138	47Eps Vir	2.8280	4700.0	76	47712	No
223	GOM_NL__2PRFIN20110415_152515_000000473101_00284_47712_3652.N1	15-APR-2011 15:25:15	Bright	46.500	111	8Eta Boo	2.6800	6000.0	93	47712	No
224	GOM_NL__2PRFIN20110415_152959_000000393101_00284_47712_3653.N1	15-APR-2011 15:29:59	Bright	39.000	152	12Alp2CVn	2.8900	11000.	78	47712	No
225	GOM_NL__2PRFIN20110415_153306_000000743101_00284_47712_3654.N1	15-APR-2011 15:33:06	Bright	74.000	180	27Gam Boo	3.0400	8000.0	148	47712	No
226	GOM_NL__2PRFIN20110415_153458_000000353101_00284_47712_3655.N1	15-APR-2011 15:34:58	Bright	35.000	32	77Eps UMa	1.7630	11000.	70	47712	No
227	GOM_NL__2PRFIN20110415_154120_000000373101_00284_47712_3656.N1	15-APR-2011 15:41:20	Bright	37.000	60	7Bet UMi	2.0810	3950.0	74	47712	No
228	GOM_NL__2PRFIN20110415_155125_000000393101_00284_47712_3657.N1	15-APR-2011 15:51:25	Bright	38.500	89	5Alp Cep	2.4510	8000.0	77	47712	No
229	GOM_NL__2PRFIN20110415_155639_000000483101_00284_47712_3658.N1	15-APR-2011 15:56:39	Bright	48.000	19	50Alp Cyg	1.2460	10500.	96	47712	No
230	GOM_NL__2PRFIN20110415_155825_000000533101_00284_47712_3659.N1	15-APR-2011 15:58:25	Bright	53.000	66	37Gam Cyg	2.2080	5900.0	106	47712	No
231	GOM_NL__2PRFIN20110415_160059_000000593101_00284_47712_3660.N1	15-APR-2011 16:00:59	Bright	58.500	92	53Eps Cyg	2.5000	4500.0	117	47712	No
232	GOM_NL__2PRFIN20110415_160826_000000503101_00284_47712_3661.N1	15-APR-2011 16:08:26	Dark	50.000	61	8Eps Peg	2.1000	3900.0	100	47712	No
233	GOM_NL__2PRFIN20110415_161054_000000473101_00284_47712_3662.N1	15-APR-2011 16:10:54	Dark	46.500	162	34Alp Aqr	2.9440	5350.0	93	47712	No
234	GOM_NL__2PRFIN20110415_161332_000000493101_00284_47712_3663.N1	15-APR-2011 16:13:32	Dark	49.000	154	22Bet Aqr	2.8990	5700.0	98	47712	No
235	GOM_NL__2PRFIN20110415_161555_000000473101_00284_47712_3664.N1	15-APR-2011 16:15:55	Dark	46.500	142	49Del Cap	2.8500	8900.0	93	47712	No
236	GOM_NL__2PRFIN20110415_162959_000000623101_00285_47713_3671.N1	15-APR-2011 16:29:59	Dark	62.000	103	38Zet Sgr	2.6000	9700.0	124	47713	No
237	GOM_NL__2PRFIN20110415_163331_000000623101_00285_47713_3672.N1	15-APR-2011 16:33:31	Dark	61.500	38	20Eps Sgr	1.8360	11000.	123	47713	No
238	GOM_NL__2PRFIN20110415_163540_000000473101_00285_47713_3673.N1	15-APR-2011 16:35:40	Dark	46.500	147	Alp Ara	2.8770	26000.	93	47713	No
239	GOM_NL__2PRFIN20110415_163724_000000613101_00285_47713_3674.N1	15-APR-2011 16:37:24	Dark	61.000	25	35Lam Sco	1.6200	28000.	122	47713	No
240	GOM_NL__2PRFIN20110415_164119_000000653101_00285_47713_3675.N1	15-APR-2011 16:41:19	Straylight	64.500	75	26Eps Sco	2.2910	4250.0	129	47713	No
241	GOM_NL__2PRFIN20110415_164443_000000453101_00285_47713_3676.N1	15-APR-2011 16:44:43	Straylight	45.000	81	Eta Cen	2.3560	28000.	90	47713	No
242	GOM_NL__2PRFIN20110415_164704_000000483101_00285_47713_3677.N1	15-APR-2011 16:47:04	Straylight	48.000	54	5The Cen	2.0550	4500.0	96	47713	No
243	GOM_NL__2PRFIN20110415_165317_000000763101_00285_47713_3678.N1	15-APR-2011 16:53:17	Bright	75.500	122	9Alp2Lib	2.7470	9700.0	151	47713	No
244	GOM_NL__2PRFIN20110415_165522_000000453101_00285_47713_3679.N1	15-APR-2011 16:55:22	Bright	44.500	15	67Alp Vir	0.97600	28000.	89	47713	No
245	GOM_NL__2PRFIN20110415_170209_000000573101_00285_47713_3680.N1	15-APR-2011 17:02:09	Bright	57.000	138	47Eps Vir	2.8280	4700.0	114	47713	No
246	GOM_NL__2PRFIN20110415_170528_000000483101_00285_47713_3681.N1	15-APR-2011 17:05:28	Bright	47.500	111	8Eta Boo	2.6800	6000.0	95	47713	No
247	GOM_NL__2PRFIN20110415_171013_000000393101_00285_47713_3682.N1	15-APR-2011 17:10:13	Bright	39.000	152	12Alp2CVn	2.8900	11000.	78	47713	No
248	GOM_NL__2PRFIN20110415_171319_000000493101_00285_47713_3683.N1	15-APR-2011 17:13:19	Bright	49.000	180	27Gam Boo	3.0400	8000.0	98	47713	No
249	GOM_NL__2PRFIN20110415_171511_000000383101_00285_47713_3684.N1	15-APR-2011 17:15:11	Bright	37.500	32	77Eps UMa	1.7630	11000.	75	47713	No
250	GOM_NL__2PRFIN20110415_172134_000000413101_00285_47713_3685.N1	15-APR-2011 17:21:34	Bright	40.500	60	7Bet UMi	2.0810	3950.0	81	47713	No
251	GOM_NL__2PRFIN20110415_173139_000000393101_00285_47713_3686.N1	15-APR-2011 17:31:39	Bright	38.500	89	5Alp Cep	2.4510	8000.0	77	47713	No
252	GOM_NL__2PRFIN20110415_173653_000000553101_00285_47713_3687.N1	15-APR-2011 17:36:53	Bright	54.500	19	50Alp Cyg	1.2460	10500.	109	47713	No
253	GOM_NL__2PRFIN20110415_173839_000000573101_00285_47713_3688.N1	15-APR-2011 17:38:39	Bright	56.500	66	37Gam Cyg	2.2080	5900.0	113	47713	No
254	GOM_NL__2PRFIN20110415_174113_000000573101_00285_47713_3689.N1	15-APR-2011 17:41:13	Bright	57.000	92	53Eps Cyg	2.5000	4500.0	114	47713	No
255	GOM_NL__2PRFIN20110415_174840_000000523101_00285_47713_3690.N1	15-APR-2011 17:48:40	Dark	51.500	61	8Eps Peg	2.1000	3900.0	103	47713	No
256	GOM_NL__2PRFIN20110415_175108_000000463101_00285_47713_3691.N1	15-APR-2011 17:51:08	Dark	45.500	162	34Alp Aqr	2.9440	5350.0	91	47713	No
257	GOM_NL__2PRFIN20110415_175347_000000493101_00285_47713_3692.N1	15-APR-2011 17:53:47	Dark	49.000	154	22Bet Aqr	2.8990	5700.0	98	47713	No
258	GOM_NL__2PRFIN20110415_175609_000000413101_00285_47713_3693.N1	15-APR-2011 17:56:09	Dark	41.000	142	49Del Cap	2.8500	8900.0	82	47713	No
259	GOM_NL__2PRFIN20110415_181014_000000653101_00286_47714_3704.N1	15-APR-2011 18:10:14	Dark	65.000	103	38Zet Sgr	2.6000	9700.0	130	47714	No
260	GOM_NL__2PRFIN20110415_181347_000000643101_00286_47714_3705.N1	15-APR-2011 18:13:47	Dark	64.000	38	20Eps Sgr	1.8360	11000.	128	47714	No
261	GOM_NL__2PRFIN20110415_181555_000000473101_00286_47714_3706.N1	15-APR-2011 18:15:55	Dark	46.500	147	Alp Ara	2.8770	26000.	93	47714	No
262	GOM_NL__2PRFIN20110415_181740_000000613101_00286_47714_3707.N1	15-APR-2011 18:17:40	Dark	61.000	25	35Lam Sco	1.6200	28000.	122	47714	No
263	GOM_NL__2PRFIN20110415_182134_000000713101_00286_47714_3708.N1	15-APR-2011 18:21:34	Straylight	70.500	75	26Eps Sco	2.2910	4250.0	141	47714	No
264	GOM_NL__2PRFIN20110415_182458_000000423101_00286_47714_3709.N1	15-APR-2011 18:24:58	Straylight	42.000	81	Eta Cen	2.3560	28000.	84	47714	No
265	GOM_NL__2PRFIN20110415_182719_000000493101_00286_47714_3710.N1	15-APR-2011 18:27:19	Straylight	48.500	54	5The Cen	2.0550	4500.0	97	47714	No
266	GOM_NL__2PRFIN20110415_183332_000000683101_00286_47714_3711.N1	15-APR-2011 18:33:32	Bright	67.500	122	9Alp2Lib	2.7470	9700.0	135	47714	No
267	GOM_NL__2PRFIN20110415_183536_000000453101_00286_47714_3712.N1	15-APR-2011 18:35:36	Bright	44.500	15	67Alp Vir	0.97600	28000.	89	47714	No
268	GOM_NL__2PRFIN20110415_184223_000000403101_00286_47714_3713.N1	15-APR-2011 18:42:23	Bright	39.500	138	47Eps Vir	2.8280	4700.0	79	47714	No
269	GOM_NL__2PRFIN20110415_184542_000000493101_00286_47714_3714.N1	15-APR-2011 18:45:42	Bright	48.500	111	8Eta Boo	2.6800	6000.0	97	47714	No
270	GOM_NL__2PRFIN20110415_185027_000000403101_00286_47714_3715.N1	15-APR-2011 18:50:27	Bright	40.000	152	12Alp2CVn	2.8900	11000.	80	47714	No
271	GOM_NL__2PRFIN20110415_185332_000000533101_00286_47714_3716.N1	15-APR-2011 18:53:32	Bright	52.500	180	27Gam Boo	3.0400	8000.0	105	47714	No
272	GOM_NL__2PRFIN20110415_185525_000000383101_00286_47714_3717.N1	15-APR-2011 18:55:25	Bright	37.500	32	77Eps UMa	1.7630	11000.	75	47714	No
273	GOM_NL__2PRFIN20110415_190148_000000413101_00286_47714_3718.N1	15-APR-2011 19:01:48	Bright	40.500	60	7Bet UMi	2.0810	3950.0	81	47714	No
274	GOM_NL__2PRFIN20110415_191153_000000393101_00286_47714_3719.N1	15-APR-2011 19:11:53	Bright	39.000	89	5Alp Cep	2.4510	8000.0	78	47714	No
275	GOM_NL__2PRFIN20110415_191707_000000493101_00286_47714_3720.N1	15-APR-2011 19:17:07	Bright	49.000	19	50Alp Cyg	1.2460	10500.	98	47714	No
276	GOM_NL__2PRFIN20110415_191853_000000563101_00286_47714_3721.N1	15-APR-2011 19:18:53	Bright	55.500	66	37Gam Cyg	2.2080	5900.0	111	47714	No
277	GOM_NL__2PRFIN20110415_192127_000000553101_00286_47714_3722.N1	15-APR-2011 19:21:27	Bright	55.000	92	53Eps Cyg	2.5000	4500.0	110	47714	No
278	GOM_NL__2PRFIN20110415_192855_000000563101_00286_47714_3723.N1	15-APR-2011 19:28:55	Dark	56.000	61	8Eps Peg	2.1000	3900.0	112	47714	No

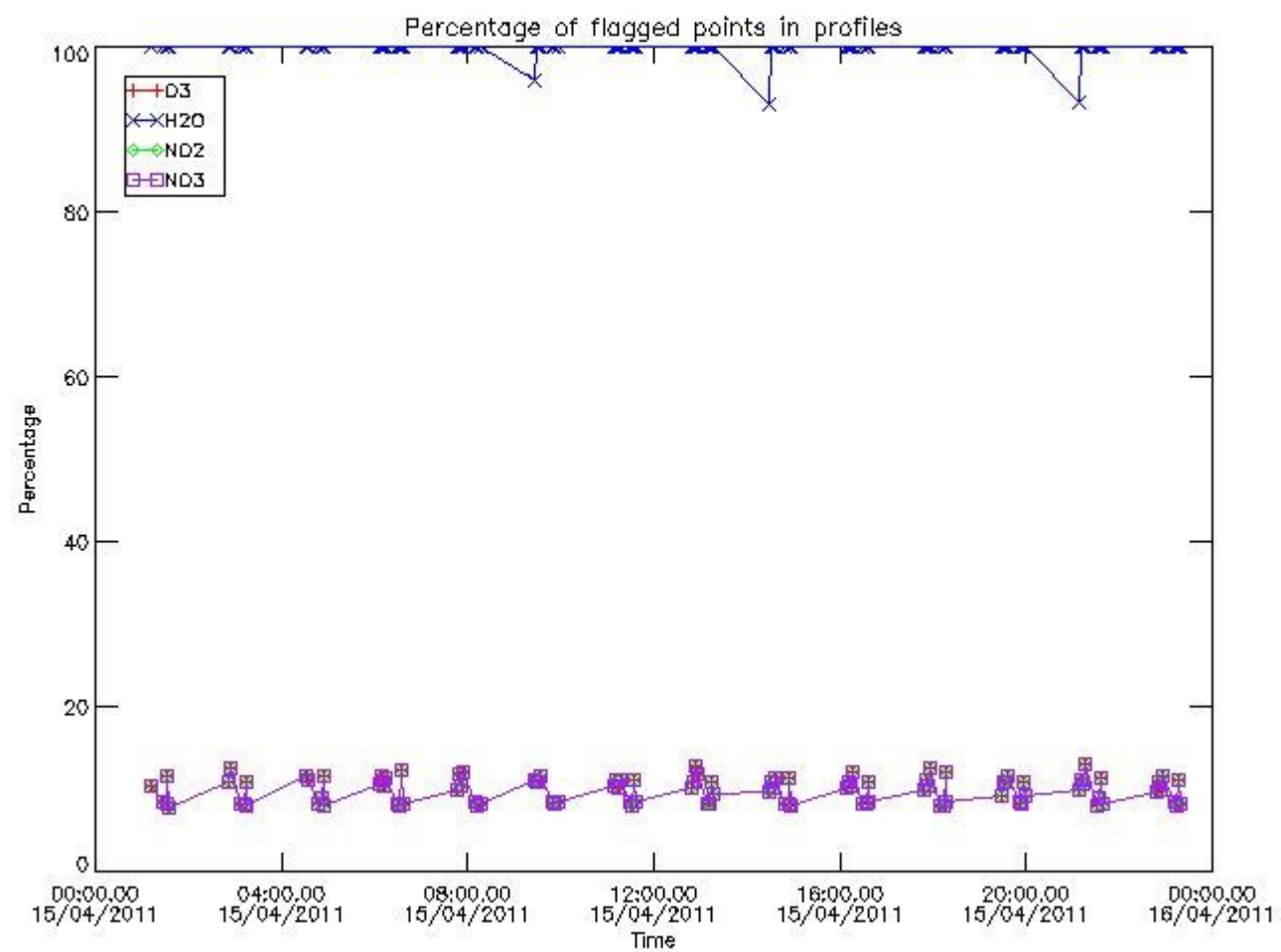
279	GOM_NL__2PRFIN20110415_193123_000000473101_00286_47714_3724.N1	15-APR-2011 19:31:23	Dark	47.000	162	34Alp Aqr	2.9440	5350.0	94	47714	No
280	GOM_NL__2PRFIN20110415_193401_000000473101_00286_47714_3725.N1	15-APR-2011 19:34:01	Dark	47.000	154	22Bet Aqr	2.8990	5700.0	94	47714	No
281	GOM_NL__2PRFIN20110415_193624_000000443101_00286_47714_3726.N1	15-APR-2011 19:36:24	Dark	44.000	142	49Del Cap	2.8500	8900.0	88	47714	No
282	GOM_NL__2PRFIN20110415_195030_000000613101_00287_47715_3733.N1	15-APR-2011 19:50:30	Dark	61.000	103	38Zet Sgr	2.6000	9700.0	122	47715	No
283	GOM_NL__2PRFIN20110415_195402_000000633101_00287_47715_3734.N1	15-APR-2011 19:54:02	Dark	63.000	38	20Eps Sgr	1.8360	11000.	126	47715	No
284	GOM_NL__2PRFIN20110415_195610_000000473101_00287_47715_3735.N1	15-APR-2011 19:56:10	Dark	47.000	147	Alp Ara	2.8770	26000.	94	47715	No
285	GOM_NL__2PRFIN20110415_195755_000000613101_00287_47715_3736.N1	15-APR-2011 19:57:55	Dark	61.000	25	35Lam Sco	1.6200	28000.	122	47715	No
286	GOM_NL__2PRFIN20110415_200149_000000663101_00287_47715_3737.N1	15-APR-2011 20:01:49	Straylight	66.000	75	26Eps Sco	2.2910	4250.0	132	47715	No
287	GOM_NL__2PRFIN20110415_200512_000000463101_00287_47715_3738.N1	15-APR-2011 20:05:12	Straylight	46.000	81	Eta Cen	2.3560	28000.	92	47715	No
288	GOM_NL__2PRFIN20110415_200733_000000493101_00287_47715_3739.N1	15-APR-2011 20:07:33	Straylight	49.000	54	5The Cen	2.0550	4500.0	98	47715	No
289	GOM_NL__2PRFIN20110415_201346_000000703101_00287_47715_3740.N1	15-APR-2011 20:13:46	Bright	70.000	122	9Alp2Lib	2.7470	9700.0	140	47715	No
290	GOM_NL__2PRFIN20110415_201550_000000443101_00287_47715_3741.N1	15-APR-2011 20:15:50	Bright	43.500	15	67Alp Vir	0.97600	28000.	87	47715	No
291	GOM_NL__2PRFIN20110415_202237_000000403101_00287_47715_3742.N1	15-APR-2011 20:22:37	Bright	39.500	138	47Eps Vir	2.8280	4700.0	79	47715	No
292	GOM_NL__2PRFIN20110415_202555_000000483101_00287_47715_3743.N1	15-APR-2011 20:25:55	Bright	48.000	111	8Eta Boo	2.6800	6000.0	96	47715	No
293	GOM_NL__2PRFIN20110415_203041_000000403101_00287_47715_3744.N1	15-APR-2011 20:30:41	Bright	39.500	152	12Alp2CVn	2.8900	11000.	79	47715	No
294	GOM_NL__2PRFIN20110415_203345_000000503101_00287_47715_3745.N1	15-APR-2011 20:33:45	Bright	49.500	180	27Gam Boo	3.0400	8000.0	99	47715	No
295	GOM_NL__2PRFIN20110415_203539_000000373101_00287_47715_3746.N1	15-APR-2011 20:35:39	Bright	37.000	32	77Eps UMa	1.7630	11000.	74	47715	No
296	GOM_NL__2PRFIN20110415_204201_000000413101_00287_47715_3747.N1	15-APR-2011 20:42:01	Bright	40.500	60	7Bet UMi	2.0810	3950.0	81	47715	No
297	GOM_NL__2PRFIN20110415_205206_000000403101_00287_47715_3748.N1	15-APR-2011 20:52:06	Bright	40.000	89	5Alp Cep	2.4510	8000.0	80	47715	No
298	GOM_NL__2PRFIN20110415_205721_000000513101_00287_47715_3749.N1	15-APR-2011 20:57:21	Bright	50.500	19	50Alp Cyg	1.2460	10500.	101	47715	No
299	GOM_NL__2PRFIN20110415_205907_000000773101_00287_47715_3750.N1	15-APR-2011 20:59:07	Bright	77.000	66	37Gam Cyg	2.2080	5900.0	154	47715	No
300	GOM_NL__2PRFIN20110415_210141_000000523101_00287_47715_3751.N1	15-APR-2011 21:01:41	Bright	51.500	92	53Eps Cyg	2.5000	4500.0	103	47715	No
301	GOM_NL__2PRFIN20110415_210909_000000523101_00287_47715_3752.N1	15-APR-2011 21:09:09	Dark	52.000	61	8Eps Peg	2.1000	3900.0	104	47715	No
302	GOM_NL__2PRFIN20110415_211137_000000463101_00287_47715_3753.N1	15-APR-2011 21:11:37	Dark	46.000	162	34Alp Aqr	2.9440	5350.0	92	47715	No
303	GOM_NL__2PRFIN20110415_211416_000000493101_00287_47715_3754.N1	15-APR-2011 21:14:16	Dark	48.500	154	22Bet Aqr	2.8990	5700.0	97	47715	No
304	GOM_NL__2PRFIN20110415_211638_000000403101_00287_47715_3755.N1	15-APR-2011 21:16:38	Dark	39.500	142	49Del Cap	2.8500	8900.0	79	47715	No
305	GOM_NL__2PRFIN20110415_213045_000000653101_00288_47716_3810.N1	15-APR-2011 21:30:45	Dark	65.000	103	38Zet Sgr	2.6000	9700.0	130	47716	No
306	GOM_NL__2PRFIN20110415_213417_000000633101_00288_47716_3811.N1	15-APR-2011 21:34:17	Dark	63.000	38	20Eps Sgr	1.8360	11000.	126	47716	No
307	GOM_NL__2PRFIN20110415_213624_000000453101_00288_47716_3812.N1	15-APR-2011 21:36:24	Dark	45.000	147	Alp Ara	2.8770	26000.	90	47716	No
308	GOM_NL__2PRFIN20110415_213810_000000623101_00288_47716_3813.N1	15-APR-2011 21:38:10	Dark	62.000	25	35Lam Sco	1.6200	28000.	124	47716	No
309	GOM_NL__2PRFIN20110415_214204_000000703101_00288_47716_3814.N1	15-APR-2011 21:42:04	Straylight	70.000	75	26Eps Sco	2.2910	4250.0	140	47716	No
310	GOM_NL__2PRFIN20110415_214527_000000463101_00288_47716_3815.N1	15-APR-2011 21:45:27	Straylight	45.500	81	Eta Cen	2.3560	28000.	91	47716	No
311	GOM_NL__2PRFIN20110415_214747_000000483101_00288_47716_3816.N1	15-APR-2011 21:47:47	Straylight	47.500	54	5The Cen	2.0550	4500.0	95	47716	No
312	GOM_NL__2PRFIN20110415_215400_000000633101_00288_47716_3817.N1	15-APR-2011 21:54:00	Bright	63.000	122	9Alp2Lib	2.7470	9700.0	126	47716	No
313	GOM_NL__2PRFIN20110415_215604_000000463101_00288_47716_3818.N1	15-APR-2011 21:56:04	Bright	46.000	15	67Alp Vir	0.97600	28000.	92	47716	No
314	GOM_NL__2PRFIN20110415_220251_000000403101_00288_47716_3819.N1	15-APR-2011 22:02:51	Bright	39.500	138	47Eps Vir	2.8280	4700.0	79	47716	No
315	GOM_NL__2PRFIN20110415_220609_000000473101_00288_47716_3820.N1	15-APR-2011 22:06:09	Bright	46.500	111	8Eta Boo	2.6800	6000.0	93	47716	No
316	GOM_NL__2PRFIN20110415_221054_000000393101_00288_47716_3821.N1	15-APR-2011 22:10:54	Bright	38.500	152	12Alp2CVn	2.8900	11000.	77	47716	No
317	GOM_NL__2PRFIN20110415_221358_000000503101_00288_47716_3822.N1	15-APR-2011 22:13:58	Bright	49.500	180	27Gam Boo	3.0400	8000.0	99	47716	No
318	GOM_NL__2PRFIN20110415_221552_000000403101_00288_47716_3823.N1	15-APR-2011 22:15:52	Bright	39.500	32	77Eps UMa	1.7630	11000.	79	47716	No
319	GOM_NL__2PRFIN20110415_222215_000000403101_00288_47716_3824.N1	15-APR-2011 22:22:15	Bright	40.000	60	7Bet UMi	2.0810	3950.0	80	47716	No
320	GOM_NL__2PRFIN20110415_223220_000000403101_00288_47716_3825.N1	15-APR-2011 22:32:20	Bright	39.500	89	5Alp Cep	2.4510	8000.0	79	47716	No
321	GOM_NL__2PRFIN20110415_223734_000000693101_00288_47716_3826.N1	15-APR-2011 22:37:34	Bright	69.000	19	50Alp Cyg	1.2460	10500.	138	47716	No
322	GOM_NL__2PRFIN20110415_223921_000000553101_00288_47716_3827.N1	15-APR-2011 22:39:21	Bright	55.000	66	37Gam Cyg	2.2080	5900.0	110	47716	No
323	GOM_NL__2PRFIN20110415_224155_000000553101_00288_47716_3828.N1	15-APR-2011 22:41:55	Bright	54.500	92	53Eps Cyg	2.5000	4500.0	109	47716	No
324	GOM_NL__2PRFIN20110415_224923_000000533101_00288_47716_3829.N1	15-APR-2011 22:49:23	Dark	52.500	61	8Eps Peg	2.1000	3900.0	105	47716	No
325	GOM_NL__2PRFIN20110415_225152_000000473101_00288_47716_3830.N1	15-APR-2011 22:51:52	Dark	47.000	162	34Alp Aqr	2.9440	5350.0	94	47716	No
326	GOM_NL__2PRFIN20110415_225431_000000523101_00288_47716_3831.N1	15-APR-2011 22:54:31	Dark	52.000	154	22Bet Aqr	2.8990	5700.0	104	47716	No
327	GOM_NL__2PRFIN20110415_225653_000000443101_00288_47716_3832.N1	15-APR-2011 22:56:53	Dark	44.000	142	49Del Cap	2.8500	8900.0	88	47716	No
328	GOM_NL__2PRFIN20110415_231101_000000603101_00289_47717_3824.N1	15-APR-2011 23:11:01	Dark	60.000	103	38Zet Sgr	2.6000	9700.0	120	47717	No
329	GOM_NL__2PRFIN20110415_231433_000000643101_00289_47717_3825.N1	15-APR-2011 23:14:33	Dark	63.500	38	20Eps Sgr	1.8360	11000.	127	47717	No
330	GOM_NL__2PRFIN20110415_231639_000000463101_00289_47717_3826.N1	15-APR-2011 23:16:39	Dark	45.500	147	Alp Ara	2.8770	26000.	91	47717	No
331	GOM_NL__2PRFIN20110415_231825_000000633101_00289_47717_3827.N1	15-APR-2011 23:18:25	Dark	63.000	25	35Lam Sco	1.6200	28000.	126	47717	No
332	GOM_NL__2PRFIN20110415_232219_000000803101_00289_47717_3828.N1	15-APR-2011 23:22:19	Straylight	79.500	75	26Eps Sco	2.2910	4250.0	159	47717	No
333	GOM_NL__2PRFIN20110415_232541_000000433101_00289_47717_3829.N1	15-APR-2011 23:25:41	Straylight	43.000	81	Eta Cen	2.3560	28000.	86	47717	No
334	GOM_NL__2PRFIN20110415_232802_000000473101_00289_47717_3830.N1	15-APR-2011 23:28:02	Straylight	46.500	54	5The Cen	2.0550	4500.0	93	47717	No
335	GOM_NL__2PRFIN20110415_233414_000000673101_00289_47717_3831.N1	15-APR-2011 23:34:14	Bright	67.000	122	9Alp2Lib	2.7470	9700.0	134	47717	No
336	GOM_NL__2PRFIN20110415_233618_000000453101_00289_47717_3832.N1	15-APR-2011 23:36:18	Bright	45.000	15	67Alp Vir	0.97600	28000.	90	47717	No
337	GOM_NL__2PRFIN20110415_234305_000000393101_00289_47717_3833.N1	15-APR-2011 23:43:05	Bright	39.000	138	47Eps Vir	2.8280	4700.0	78	47717	No

338	GOM_NL__2PRFIN20110415_234622_000000473101_00289_47717_3834.N1	15-APR-2011 23:46:22	Bright	47.000	111	8Eta Boo	2.6800	6000.0	94	47717	No
339	GOM_NL__2PRFIN20110415_235108_000000413101_00289_47717_3835.N1	15-APR-2011 23:51:08	Bright	41.000	152	12Alp2CVn	2.8900	11000.	82	47717	No
340	GOM_NL__2PRFIN20110415_235411_000000473101_00289_47717_3836.N1	15-APR-2011 23:54:11	Bright	47.000	180	27Gam Boo	3.0400	8000.0	94	47717	No
341	GOM_NL__2PRFIN20110415_235606_000000403101_00289_47717_3837.N1	15-APR-2011 23:56:06	Bright	39.500	32	77Eps UMa	1.7630	11000.	79	47717	No

3. Quality information per product

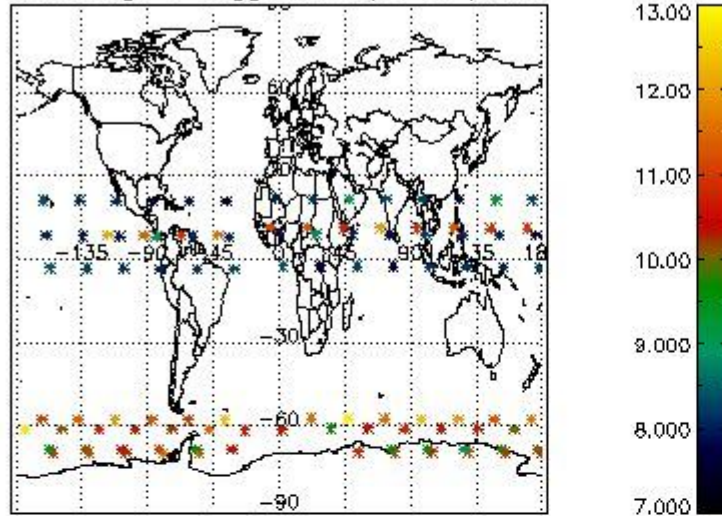
In this section it is plotted some information contained in the Quality Summary data set of the level 2 products. Only products in dark limb conditions and without errors (error flag in the MPH set to "0") are used.

3.1 Plot quality information per product (time dependant)

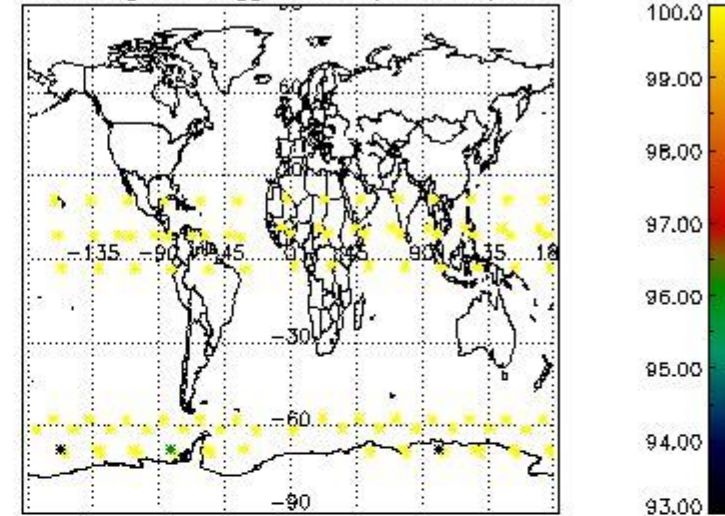


3.2 Plot quality information per product (world map)

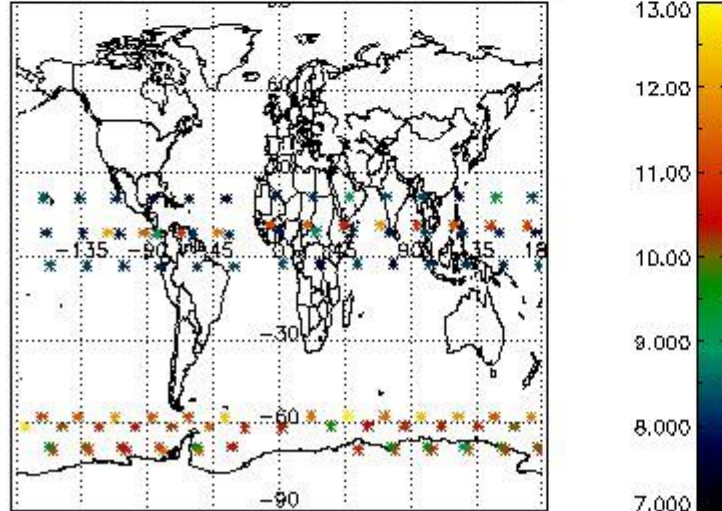
Percentage of flagged data per O3 profile



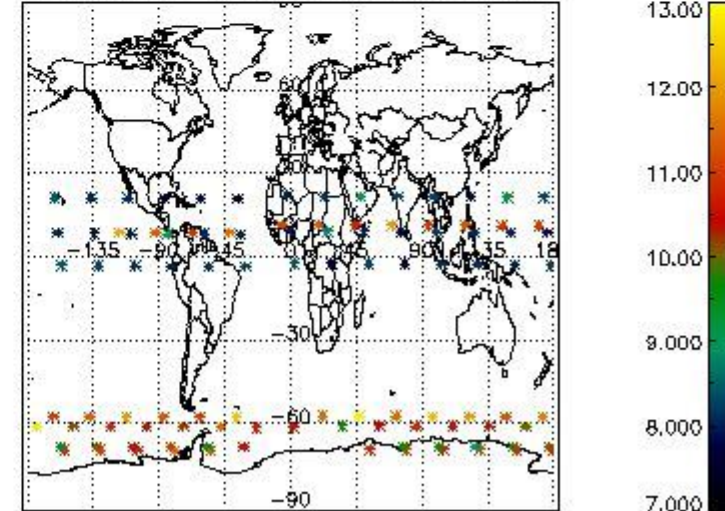
Percentage of flagged data per H2O profile



Percentage of flagged data per NO2 profile



Percentage of flagged data per NO3 profile

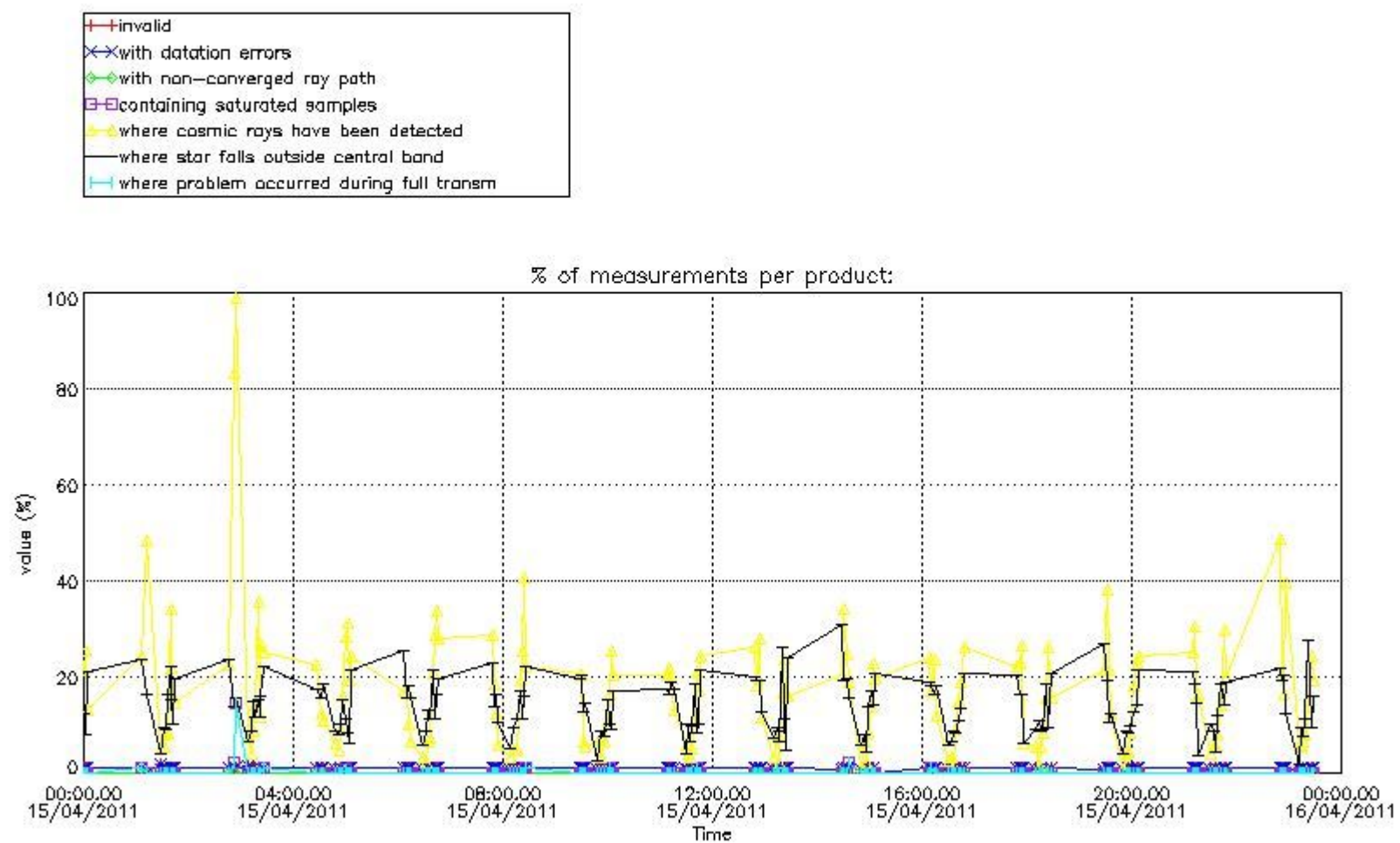


4. Level 1 quality information per product

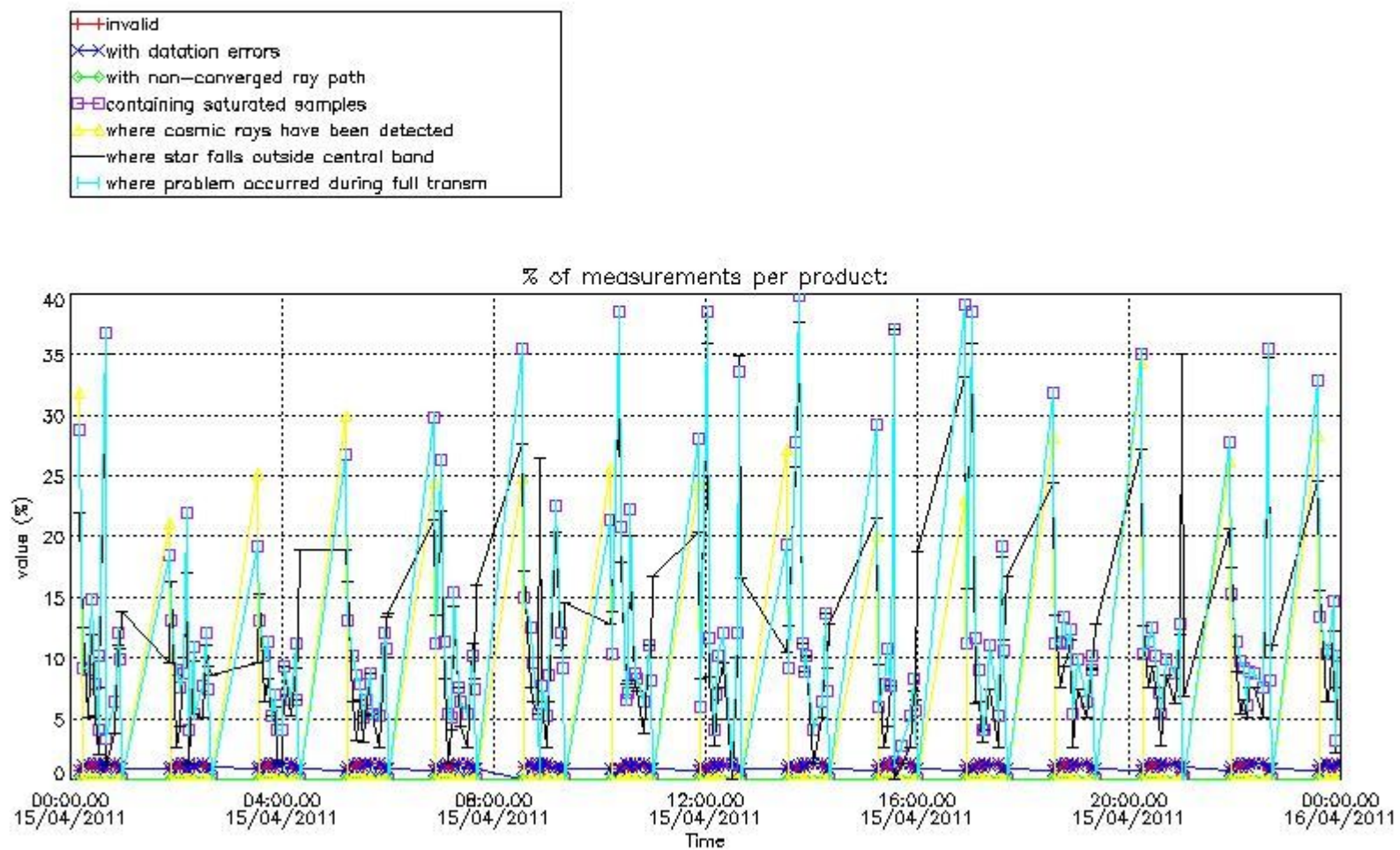
In this section it is plotted some information contained in the Quality Summary data set of the level 2 products that comes from the level 1b processing. Products without errors (error flag in the MPH set to "0") are used.

4.1 Plot quality information per product (time dependant) coming from level 1b processing

4.1.1 Plot level 1 quality information per product (time dependant): ENVISAT ASCENDING passes



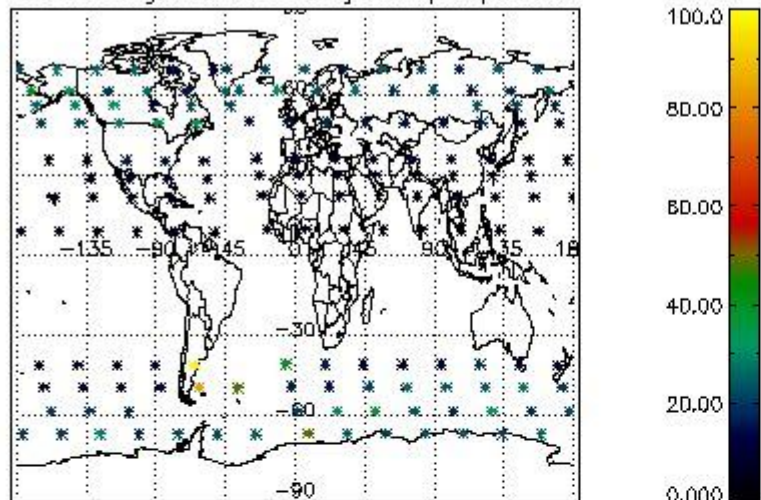
4.1.2 Plot level 1 quality information per product (time dependant): ENVI SAT DESCENDING passes



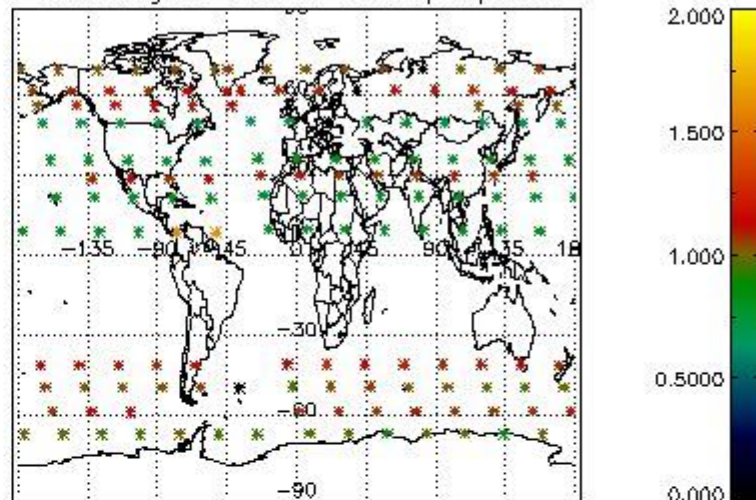
4.2 Plot quality information per product coming from level 1b processing (world map)

4.2.1 Plot level 1 quality information per product (world map): ENVISAT ASCENDING passes

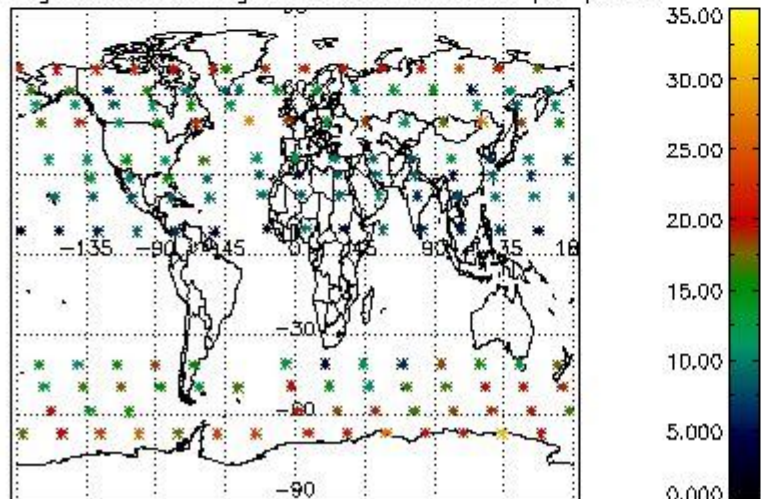
Percentage of cosmic ray hits per profile



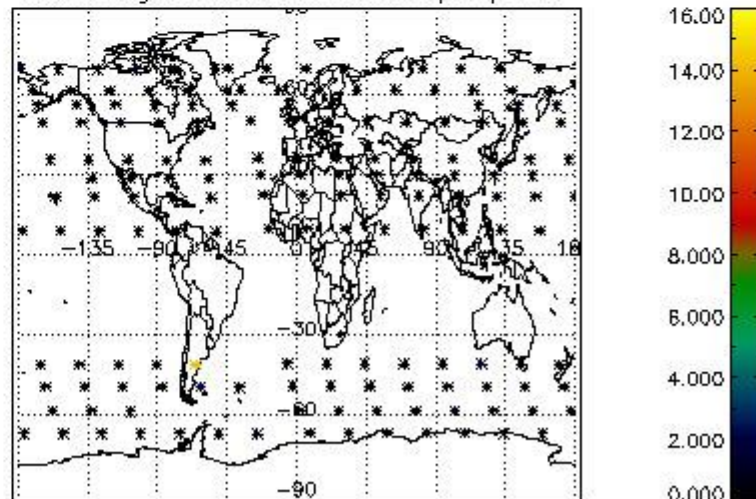
Percentage of datation errors per profile



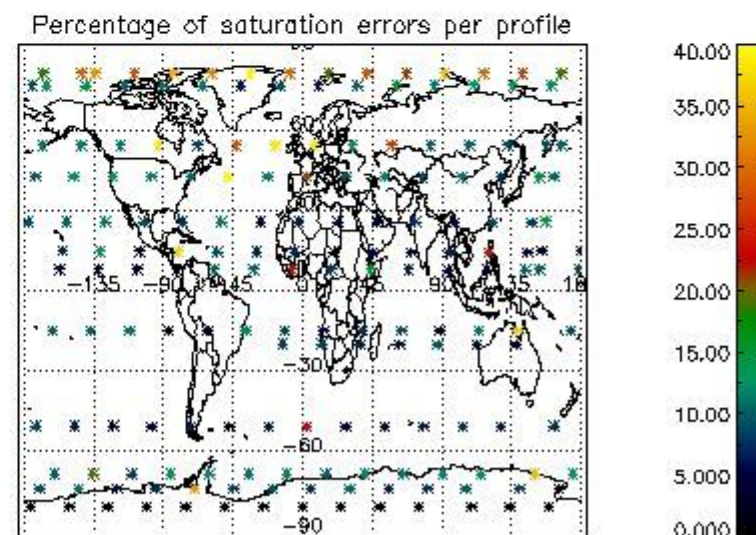
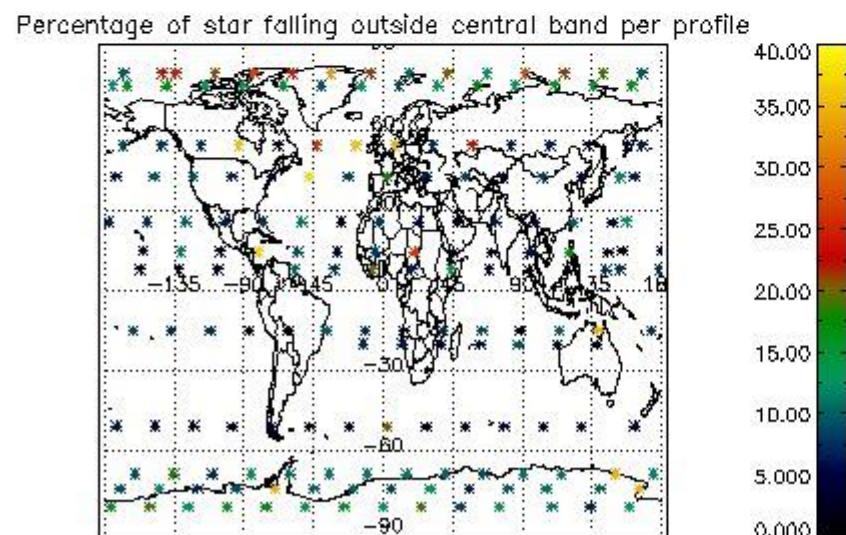
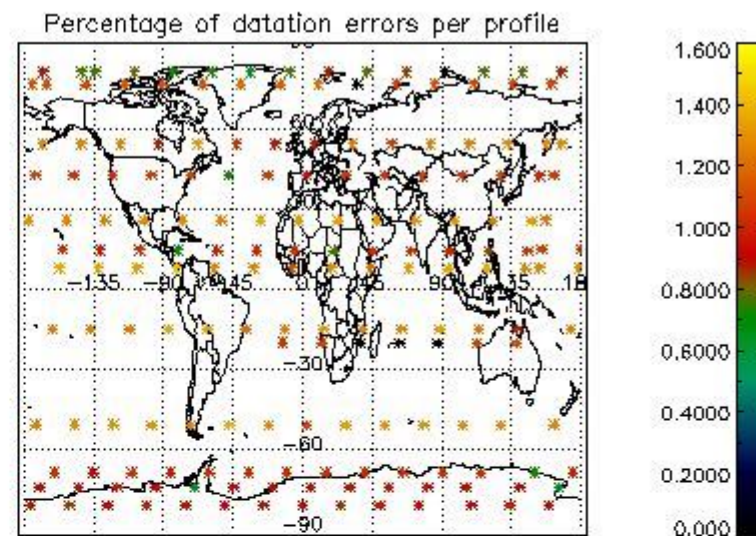
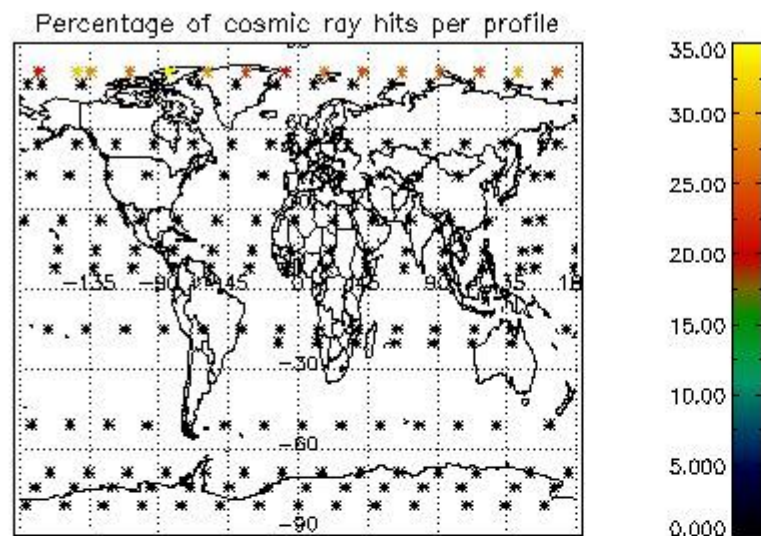
Percentage of star falling outside central band per profile



Percentage of saturation errors per profile



4.2.2 Plot level 1 quality information per product (world map): ENVISAT DESCENDING passes



5. Trace gas profiles

5.1 Ozone statistics based on quality of products

The final quality of the products can be "measured" using the STD (Standard Deviation) attached to every point profile. This information is written to the parameter GOM_NL__2P/NL_LOCAL_SPECIES_DENSITY/o3_std of the level 2 products. The table below shows the statistics for given STD ranges.

The statistics are given with respect to the overall valid production:

- Products without fatal errors: GOM_NL__2P/MPH/PRODUCT_ERR=0
- Valid point profile: GOM_NL__2P/NL_LOCAL_SPECIES_DENSITY/pcd(0)=0

The 'Criteria' is applied to valid points of dark limb products:

- Products in dark limb illumination condition: GOM_NL__2P/NL_SUMMARY_QUALITY/obs_ill_cond=0
- Products without fatal errors: GOM_NL__2P/MPH/PRODUCT_ERR=0
- Valid point profile: GOM_NL__2P/NL_LOCAL_SPECIES_DENSITY/pcd(0)=0

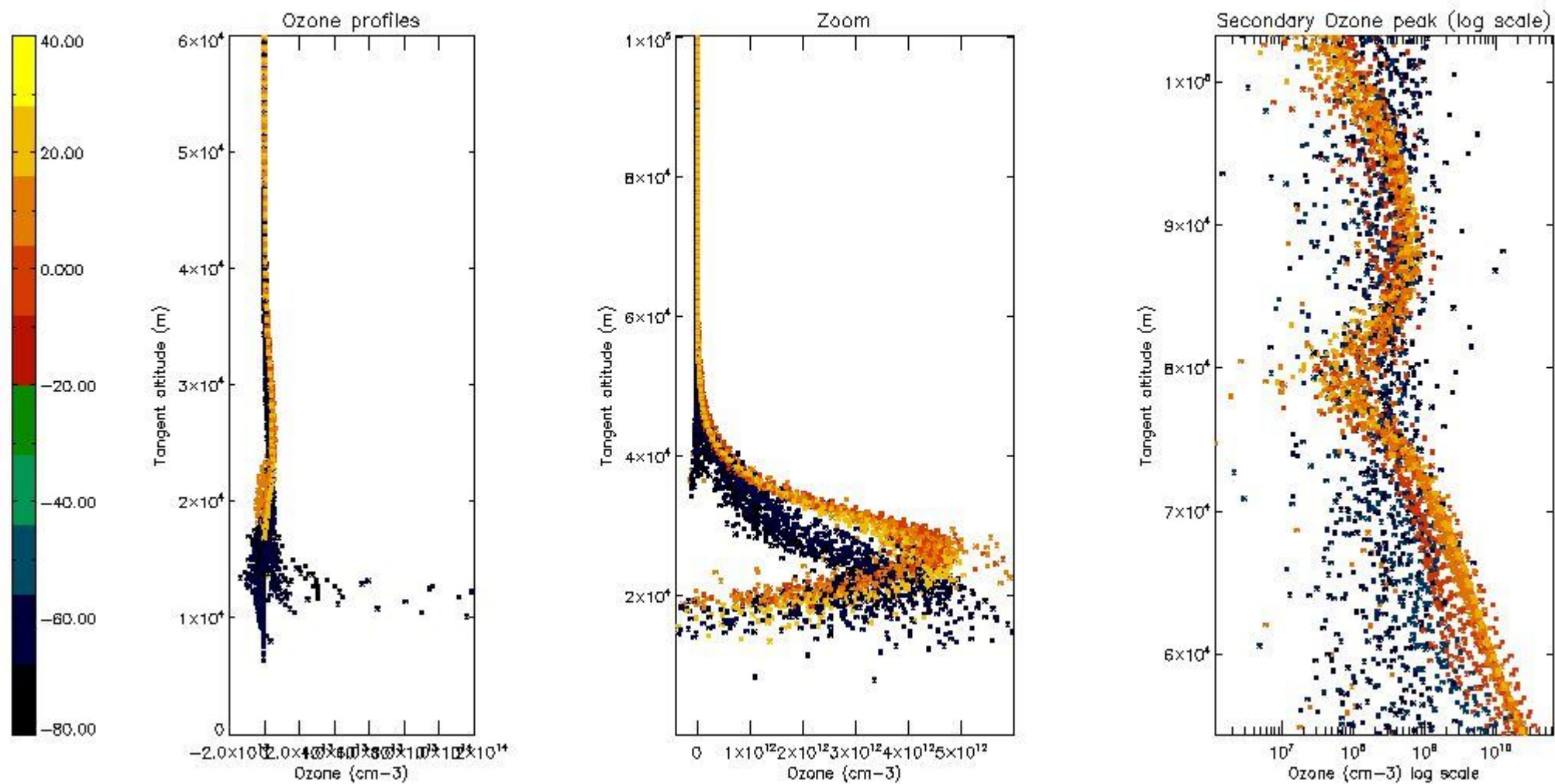
So, the table below shows the percentage of dark limb and valid observations for each criteria with respect to the overall valid daily observations.

Criteria	% of total production
All STD	33
STD < 20	15

STD < 10	10
STD < 5	7

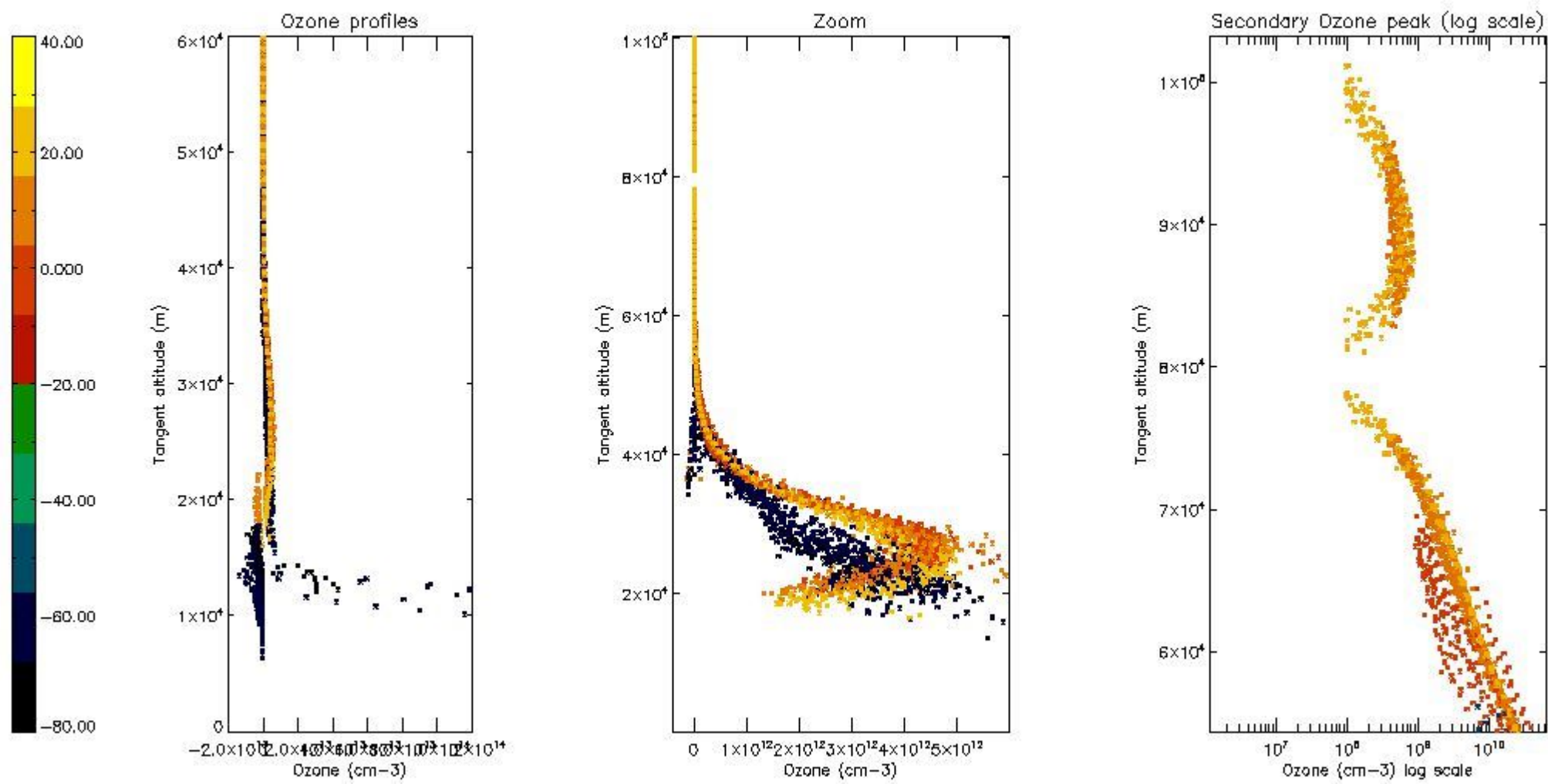
5.2 Plot ozone profiles for all STD (dark without errors)

The colorbar represents the latitude.



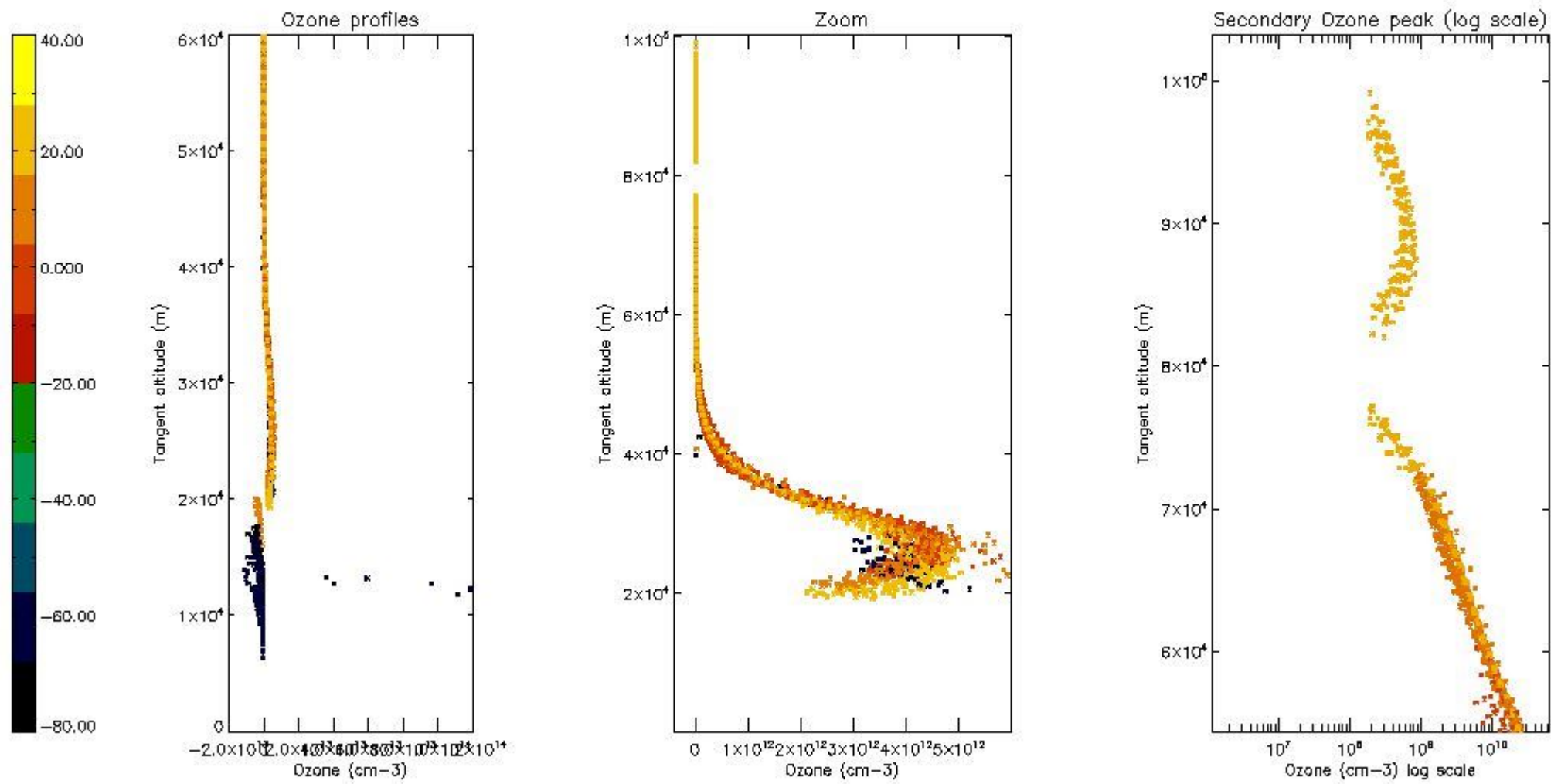
5.3 Plot ozone profiles where STD < 20% (dark without errors)

The colorbar represents the latitude.



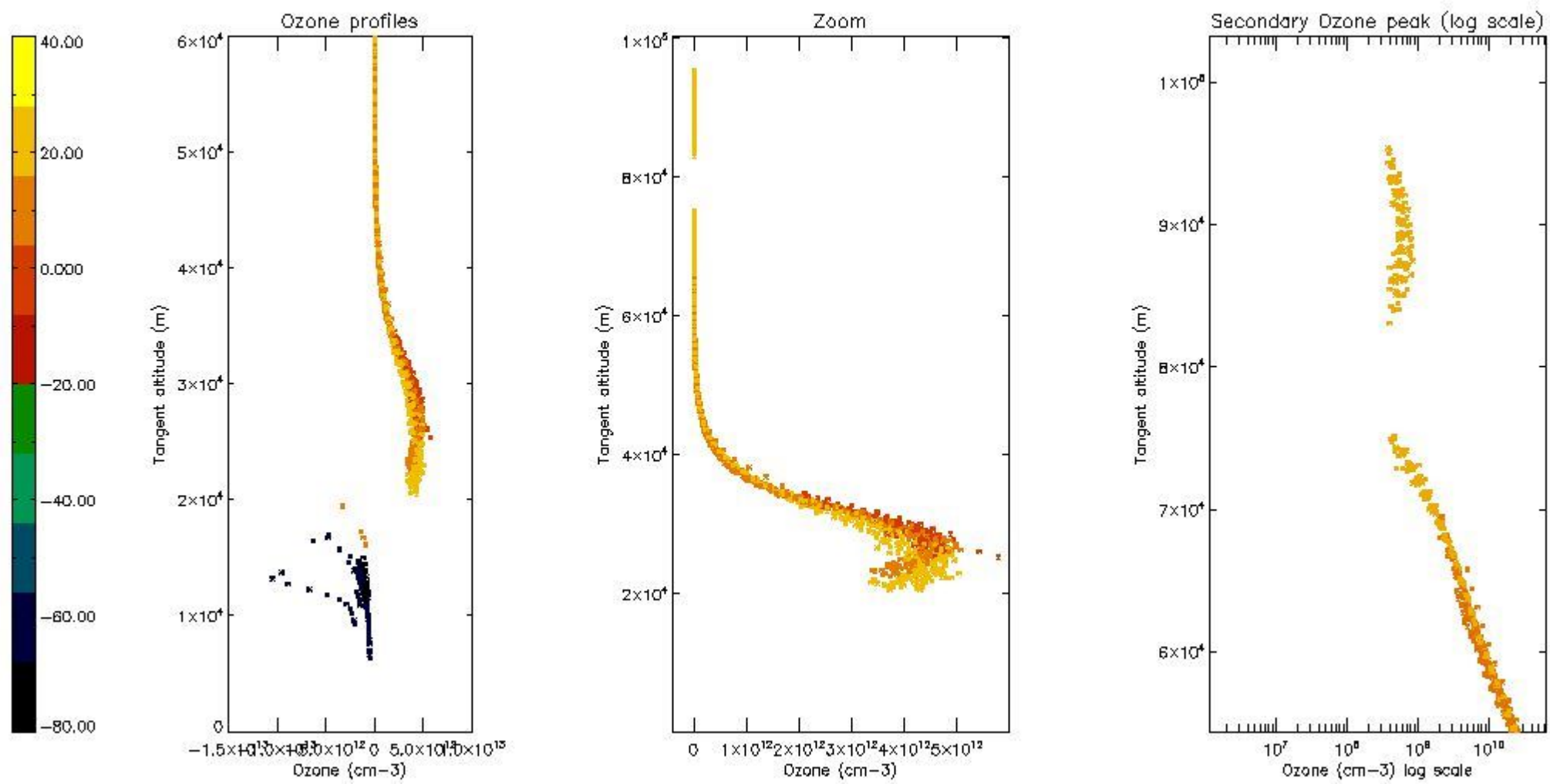
5.4 Plot ozone profiles where $STD < 10\%$ (dark without errors)

The colorbar represents the latitude.



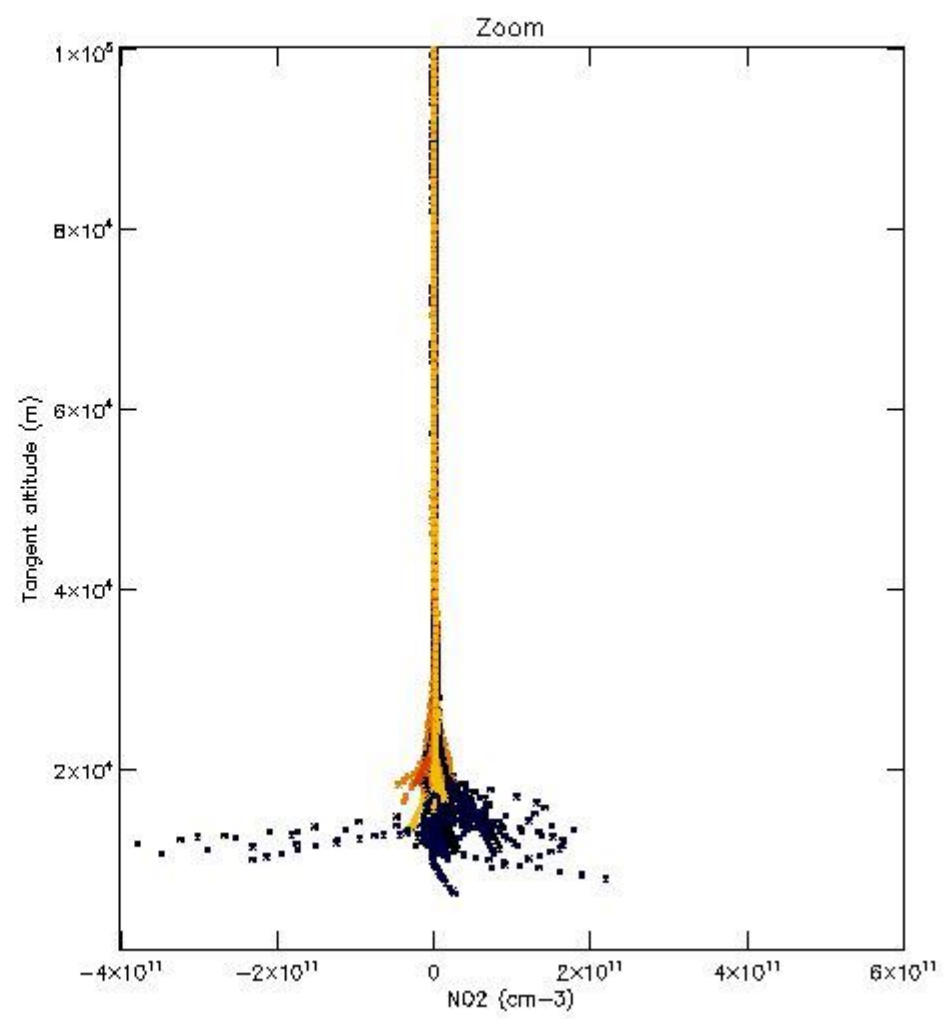
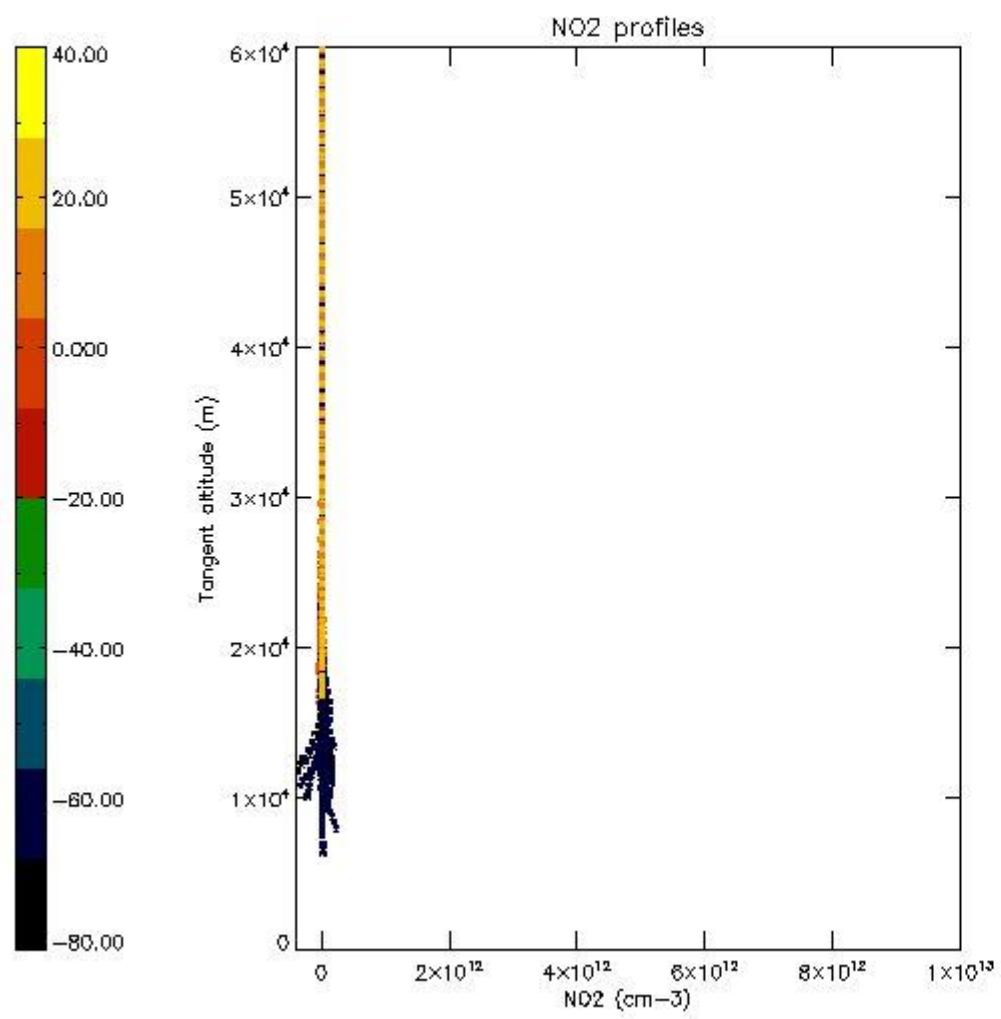
5.5 Plot ozone profiles where STD < 5% (dark without errors)

The colorbar represents the latitude.



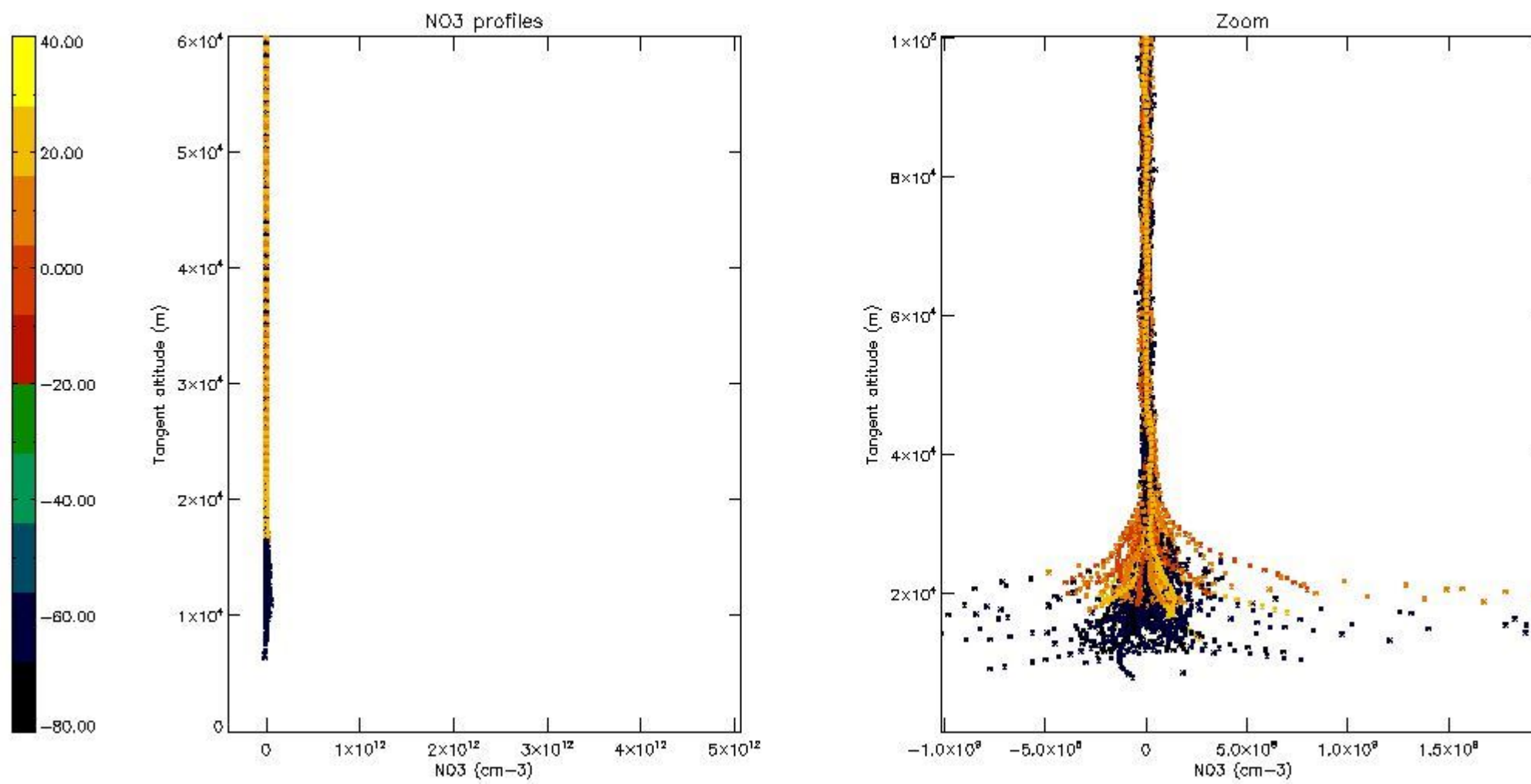
5.6 Plot NO₂ profiles for all STD (dark without errors)

The colorbar represents the latitude.



5.7 Plot NO3 profiles for all STD (dark without errors)

The colorbar represents the latitude.



6. Auxiliary Data Files used for the production reported in section 2

The number reported in the third column indicates since which file (see list in section 2) the corresponding auxiliary file has been used. The fourth column is the date of those product files.

Type	Auxiliary Filename	Used since product	Used since product date
INST_PHYS_CHARACTERISTICS	GOM_INS_AXVIEC20091111_143220_20030716_120000_20500101_000000	1	15-APR-2011 00:00:44
LEVEL-2_PROC_CONFIG	GOM_PR2_AXVIEC20091111_152718_20020301_000000_20500101_000000	1	15-APR-2011 00:00:44
CROSS_SECTIONS_FILE	GOM_CRS_AXVIEC20091111_154832_20020301_000000_20500101_000000	1	15-APR-2011 00:00:44

GOMOS Level 2 Daily Report

SUMMARY

[1. General Info](#)

[2. Summary of processed GOM_NL_2P products](#)

[3. Level 2 Quality information per product](#)

[3.1 Plot of level 2 quality information per product \(time dependant\)](#)

[3.2 Plot of level 2 quality information per product \(world map\)](#)

[4. Level 1 Quality information per product \(stored on level 2 products\)](#)

[4.1 Plot of level 1 quality information per product \(time dependant\)](#)

[4.1.1 Plot of level 1 quality information per product \(time dependant\): ASCENDING](#)

[4.1.2 Plot of level 1 quality information per product \(time dependant\): DESCENDING](#)

[4.2 Plot of level 1 quality information per product \(world map\)](#)

[4.2.1 Plot of level 1 quality information per product \(world map\): ASCENDING](#)

[4.2.2 Plot of level 1 quality information per product \(world map\): DESCENDING](#)

[5. Ozone profiles based on quality statistics and other trace gas profiles](#)

[5.1 Ozone statistics based on quality of products](#)

[5.2 Plot ozone profiles for all STD \(dark without errors\)](#)

[5.3 Plot ozone profiles where STD < 20% \(dark without errors\)](#)

[5.4. Plot ozone profiles where STD < 10% \(dark without errors\)](#)

[5.5. Plot ozone profiles where STD < 5% \(dark without errors\)](#)

[5.6 Plot NO2 profiles for all STD \(dark without errors\)](#)

[5.7 Plot NO3 profiles for all STD \(dark without errors\)](#)

[5.8 Plot H2O profiles \(only for occultations of stars 1,2,3,4,13,14,16,26,63 dark without errors\) for all STD](#)

[6. Auxiliary Data Files used for the production reported in section 2](#)

This report presents the daily analysis on parameters extracted from GOMOS level 2 data (GOM_NL__2P). It is intended to monitor some important parameters that will impact the quality of these products. A list of level 2 products (and content) that have arrived during the reporting day to the PCF is also given.

Item	Value
Time of report generation	24APR2013 12:26:13
Data source version	GOMOS/6.01
Start time of products	15-04-2011 (15APR2011 00:00:00)
Stop time of products	16-04-2011 (16APR2011 00:00:00)
Store outputs in DB	Yes
Nb of level 2 prods	341
Nb of prods with errors	0

2. Summary of processed GOM_NL__2P products.

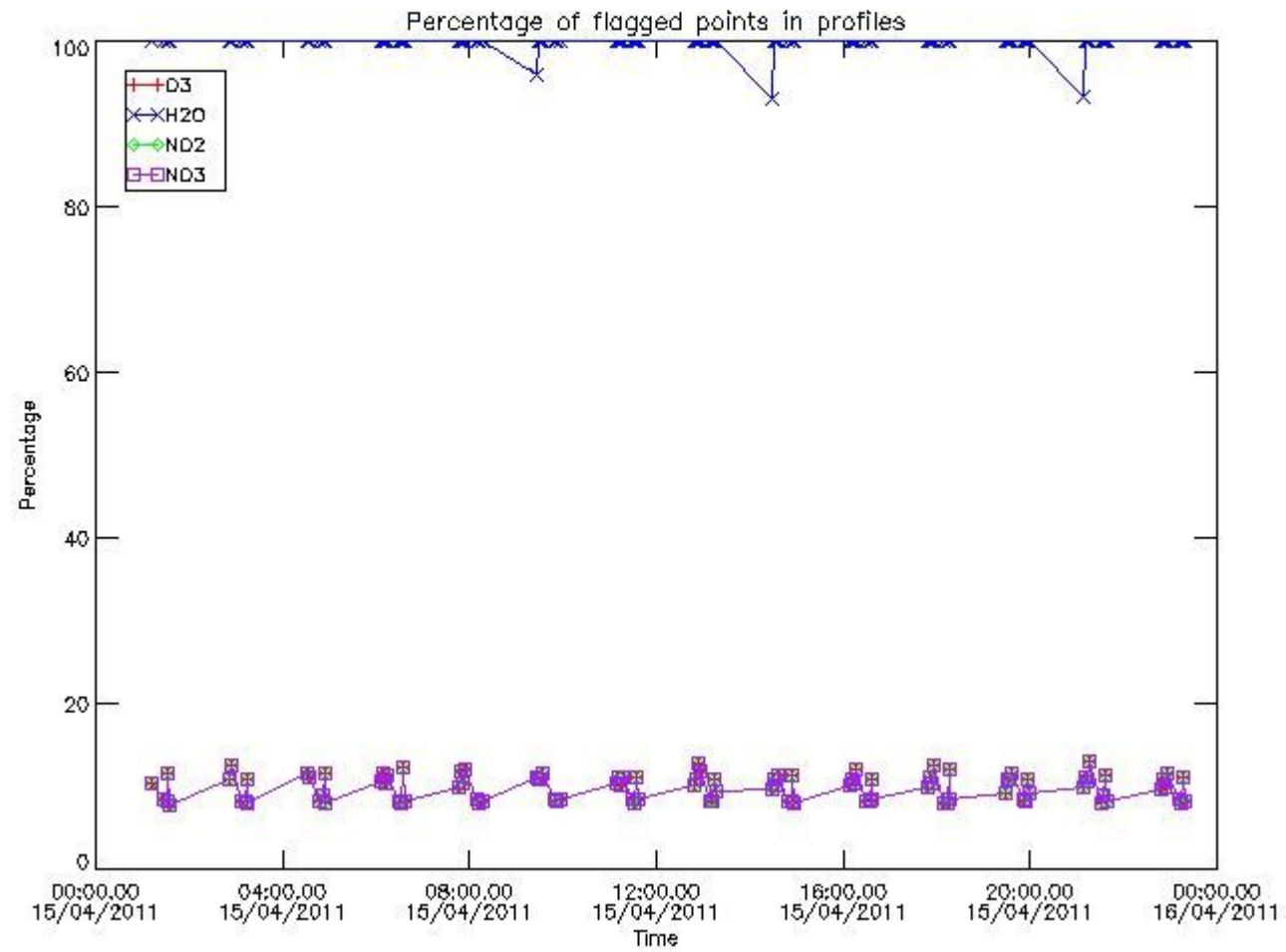
Nr	Filename	UTC Start time	Limb	Duration	Star Id	Star Name	Star Mag	Star Temp	Nb Meas	Orbit	Prod. error
1	GOM_NL__2PRFIN20110415_000044_000000443101_00275_47703_3360.N1	15-APR-2011 00:00:44	Straylight	44.000	78	Alp Lup	2.3040	28000.	88	47703	No
2	GOM_NL__2PRFIN20110415_000219_000000433101_00275_47703_3361.N1	15-APR-2011 00:02:19	Straylight	43.000	81	Eta Cen	2.3560	28000.	86	47703	No
3	GOM_NL__2PRFIN20110415_000441_000000503101_00275_47703_3362.N1	15-APR-2011 00:04:41	Straylight	49.500	54	5The Cen	2.0550	4500.0	99	47703	No
4	GOM_NL__2PRFIN20110415_001057_000000663101_00275_47703_3363.N1	15-APR-2011 00:10:57	Bright	66.000	122	9Alp2Lib	2.7470	9700.0	132	47703	No
5	GOM_NL__2PRFIN20110415_001302_000000443101_00275_47703_3364.N1	15-APR-2011 00:13:02	Bright	44.000	15	67Alp Vir	0.97600	28000.	88	47703	No
6	GOM_NL__2PRFIN20110415_001950_000000393101_00275_47703_3365.N1	15-APR-2011 00:19:50	Bright	39.000	138	47Eps Vir	2.8280	4700.0	78	47703	No
7	GOM_NL__2PRFIN20110415_002313_000000513101_00275_47703_3366.N1	15-APR-2011 00:23:13	Bright	50.500	111	8Eta Boo	2.6800	6000.0	101	47703	No
8	GOM_NL__2PRFIN20110415_002756_000000383101_00275_47703_3367.N1	15-APR-2011 00:27:56	Bright	38.000	152	12Alp2CVn	2.8900	11000.	76	47703	No
9	GOM_NL__2PRFIN20110415_003107_000000493101_00275_47703_3368.N1	15-APR-2011 00:31:07	Bright	48.500	180	27Gam Boo	3.0400	8000.0	97	47703	No
10	GOM_NL__2PRFIN20110415_003254_000000403101_00275_47703_3369.N1	15-APR-2011 00:32:54	Bright	39.500	32	77Eps UMa	1.7630	11000.	79	47703	No
11	GOM_NL__2PRFIN20110415_003917_000000573101_00275_47703_3370.N1	15-APR-2011 00:39:17	Bright	57.000	60	7Bet UMi	2.0810	3950.0	114	47703	No
12	GOM_NL__2PRFIN20110415_004042_000000453101_00275_47703_3371.N1	15-APR-2011 00:40:42	Bright	45.000	119	14Eta Dra	2.7270	4700.0	90	47703	No
13	GOM_NL__2PRFIN20110415_004920_000000393101_00275_47703_3372.N1	15-APR-2011 00:49:20	Bright	39.000	89	5Alp Cep	2.4510	8000.0	78	47703	No
14	GOM_NL__2PRFIN20110415_005434_000000503101_00275_47703_3373.N1	15-APR-2011 00:54:34	Bright	49.500	19	50Alp Cyg	1.2460	10500.	99	47703	No
15	GOM_NL__2PRFIN20110415_005620_000000563101_00275_47703_3374.N1	15-APR-2011 00:56:20	Bright	55.500	66	37Gam Cyg	2.2080	5900.0	111	47703	No
16	GOM_NL__2PRFIN20110415_005852_000000553101_00275_47703_3375.N1	15-APR-2011 00:58:52	Bright	54.500	92	53Eps Cyg	2.5000	4500.0	109	47703	No
17	GOM_NL__2PRFIN20110415_010616_000000533101_00275_47703_3376.N1	15-APR-2011 01:06:16	Twilight	53.000	61	8Eps Peg	2.1000	3900.0	106	47703	No
18	GOM_NL__2PRFIN20110415_011120_000000493101_00275_47703_3377.N1	15-APR-2011 01:11:20	Dark	48.500	154	22Bet Aqr	2.8990	5700.0	97	47703	No
19	GOM_NL__2PRFIN20110415_012738_000000613101_00276_47704_3370.N1	15-APR-2011 01:27:38	Dark	61.000	103	38Zet Sgr	2.6000	9700.0	122	47704	No
20	GOM_NL__2PRFIN20110415_013111_000000633101_00276_47704_3371.N1	15-APR-2011 01:31:11	Dark	63.000	38	20Eps Sgr	1.8360	11000.	126	47704	No
21	GOM_NL__2PRFIN20110415_013314_000000443101_00276_47704_3372.N1	15-APR-2011 01:33:14	Dark	44.000	141	Bet Ara	2.8400	4600.0	88	47704	No
22	GOM_NL__2PRFIN20110415_013507_000000673101_00276_47704_3373.N1	15-APR-2011 01:35:07	Dark	67.000	25	35Lam Sco	1.6200	28000.	134	47704	No
23	GOM_NL__2PRFIN20110415_013903_000000753101_00276_47704_3374.N1	15-APR-2011 01:39:03	Straylight	74.500	75	26Eps Sco	2.2910	4250.0	149	47704	No
24	GOM_NL__2PRFIN20110415_014058_000000463101_00276_47704_3375.N1	15-APR-2011 01:40:58	Straylight	45.500	78	Alp Lup	2.3040	28000.	91	47704	No
25	GOM_NL__2PRFIN20110415_014233_000000443101_00276_47704_3376.N1	15-APR-2011 01:42:33	Straylight	44.000	81	Eta Cen	2.3560	28000.	88	47704	No
26	GOM_NL__2PRFIN20110415_014455_000000493101_00276_47704_3377.N1	15-APR-2011 01:44:55	Straylight	48.500	54	5The Cen	2.0550	4500.0	97	47704	No
27	GOM_NL__2PRFIN20110415_015111_000000573101_00276_47704_3378.N1	15-APR-2011 01:51:11	Bright	57.000	122	9Alp2Lib	2.7470	9700.0	114	47704	No
28	GOM_NL__2PRFIN20110415_015315_000000463101_00276_47704_3379.N1	15-APR-2011 01:53:15	Bright	46.000	15	67Alp Vir	0.97600	28000.	92	47704	No
29	GOM_NL__2PRFIN20110415_020004_000000393101_00276_47704_3380.N1	15-APR-2011 02:00:04	Bright	39.000	138	47Eps Vir	2.8280	4700.0	78	47704	No
30	GOM_NL__2PRFIN20110415_020327_000000473101_00276_47704_3381.N1	15-APR-2011 02:03:27	Bright	46.500	111	8Eta Boo	2.6800	6000.0	93	47704	No
31	GOM_NL__2PRFIN20110415_020810_000000403101_00276_47704_3382.N1	15-APR-2011 02:08:10	Bright	40.000	152	12Alp2CVn	2.8900	11000.	80	47704	No
32	GOM_NL__2PRFIN20110415_021120_000000593101_00276_47704_3383.N1	15-APR-2011 02:11:20	Bright	59.000	180	27Gam Boo	3.0400	8000.0	118	47704	No
33	GOM_NL__2PRFIN20110415_021307_000000373101_00276_47704_3384.N1	15-APR-2011 02:13:07	Bright	36.500	32	77Eps UMa	1.7630	11000.	73	47704	No
34	GOM_NL__2PRFIN20110415_021931_000000413101_00276_47704_3385.N1	15-APR-2011 02:19:31	Bright	41.000	60	7Bet UMi	2.0810	3950.0	82	47704	No
35	GOM_NL__2PRFIN20110415_022056_000000473101_00276_47704_3386.N1	15-APR-2011 02:20:56	Bright	46.500	119	14Eta Dra	2.7270	4700.0	93	47704	No
36	GOM_NL__2PRFIN20110415_022934_000000393101_00276_47704_3387.N1	15-APR-2011 02:29:34	Bright	39.000	89	5Alp Cep	2.4510	8000.0	78	47704	No
37	GOM_NL__2PRFIN20110415_023448_000000503101_00276_47704_3388.N1	15-APR-2011 02:34:48	Bright	49.500	19	50Alp Cyg	1.2460	10500.	99	47704	No
38	GOM_NL__2PRFIN20110415_023634_000000543101_00276_47704_3389.N1	15-APR-2011 02:36:34	Bright	53.500	66	37Gam Cyg	2.2080	5900.0	107	47704	No
39	GOM_NL__2PRFIN20110415_023906_000000523101_00276_47704_3390.N1	15-APR-2011 02:39:06	Bright	52.000	92	53Eps Cyg	2.5000	4500.0	104	47704	No
40	GOM_NL__2PRFIN20110415_024630_000000533101_00276_47704_3391.N1	15-APR-2011 02:46:30	Twilight	53.000	61	8Eps Peg	2.1000	3900.0	106	47704	No
41	GOM_NL__2PRFIN20110415_025135_000000483101_00276_47704_3392.N1	15-APR-2011 02:51:35	Dark	47.500	154	22Bet Aqr	2.8990	5700.0	95	47704	No
42	GOM_NL__2PRFIN20110415_025358_000000453101_00276_47704_3393.N1	15-APR-2011 02:53:58	Dark	45.000	142	49Del Cap	2.8500	8900.0	90	47704	No

338	GOM_NL__2PRFIN20110415_234622_000000473101_00289_47717_3834.N1	15-APR-2011 23:46:22	Bright	47.000	111	8Eta Boo	2.6800	6000.0	94	47717	No
339	GOM_NL__2PRFIN20110415_235108_000000413101_00289_47717_3835.N1	15-APR-2011 23:51:08	Bright	41.000	152	12Alp2CVn	2.8900	11000.	82	47717	No
340	GOM_NL__2PRFIN20110415_235411_000000473101_00289_47717_3836.N1	15-APR-2011 23:54:11	Bright	47.000	180	27Gam Boo	3.0400	8000.0	94	47717	No
341	GOM_NL__2PRFIN20110415_235606_000000403101_00289_47717_3837.N1	15-APR-2011 23:56:06	Bright	39.500	32	77Eps UMa	1.7630	11000.	79	47717	No

3. Quality information per product

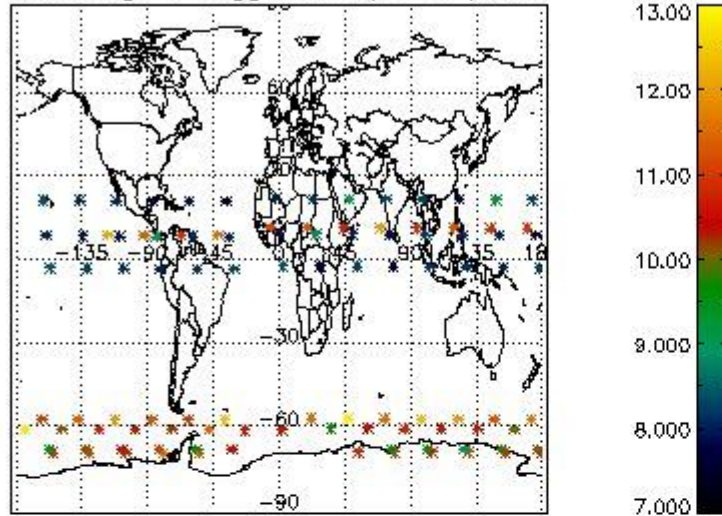
In this section it is plotted some information contained in the Quality Summary data set of the level 2 products. Only products in dark limb conditions and without errors (error flag in the MPH set to "0") are used.

3.1 Plot quality information per product (time dependant)

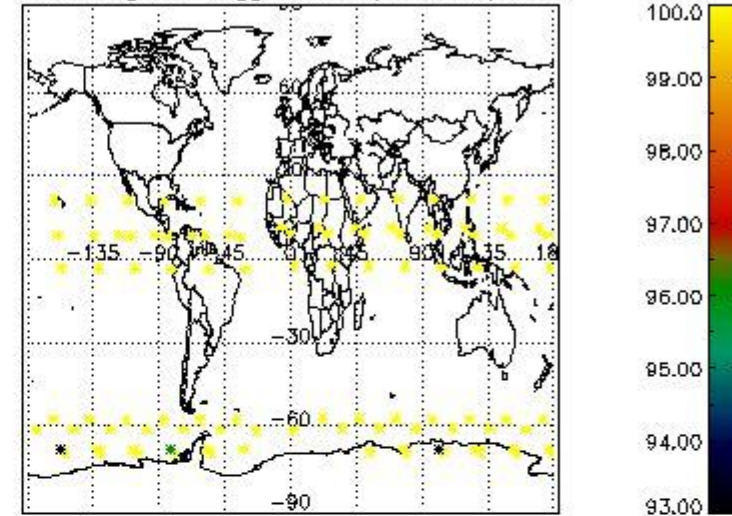


3.2 Plot quality information per product (world map)

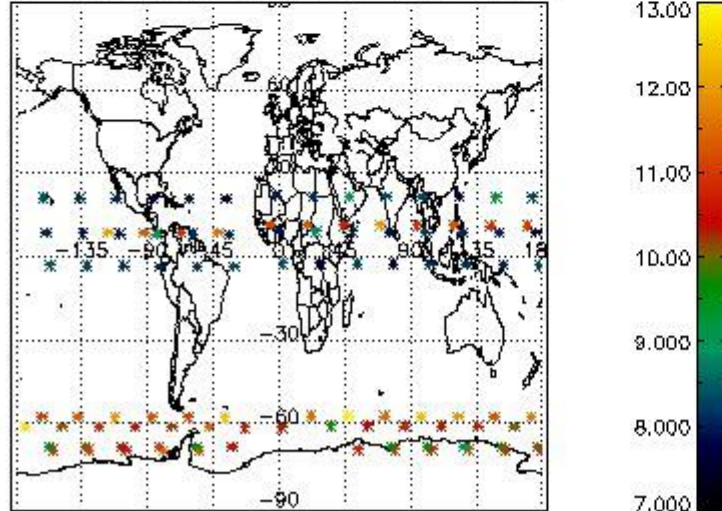
Percentage of flagged data per O3 profile



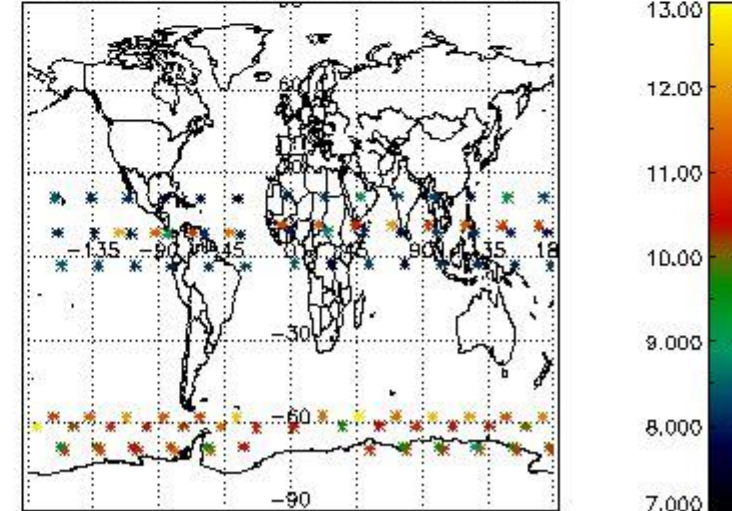
Percentage of flagged data per H2O profile



Percentage of flagged data per NO2 profile



Percentage of flagged data per NO3 profile

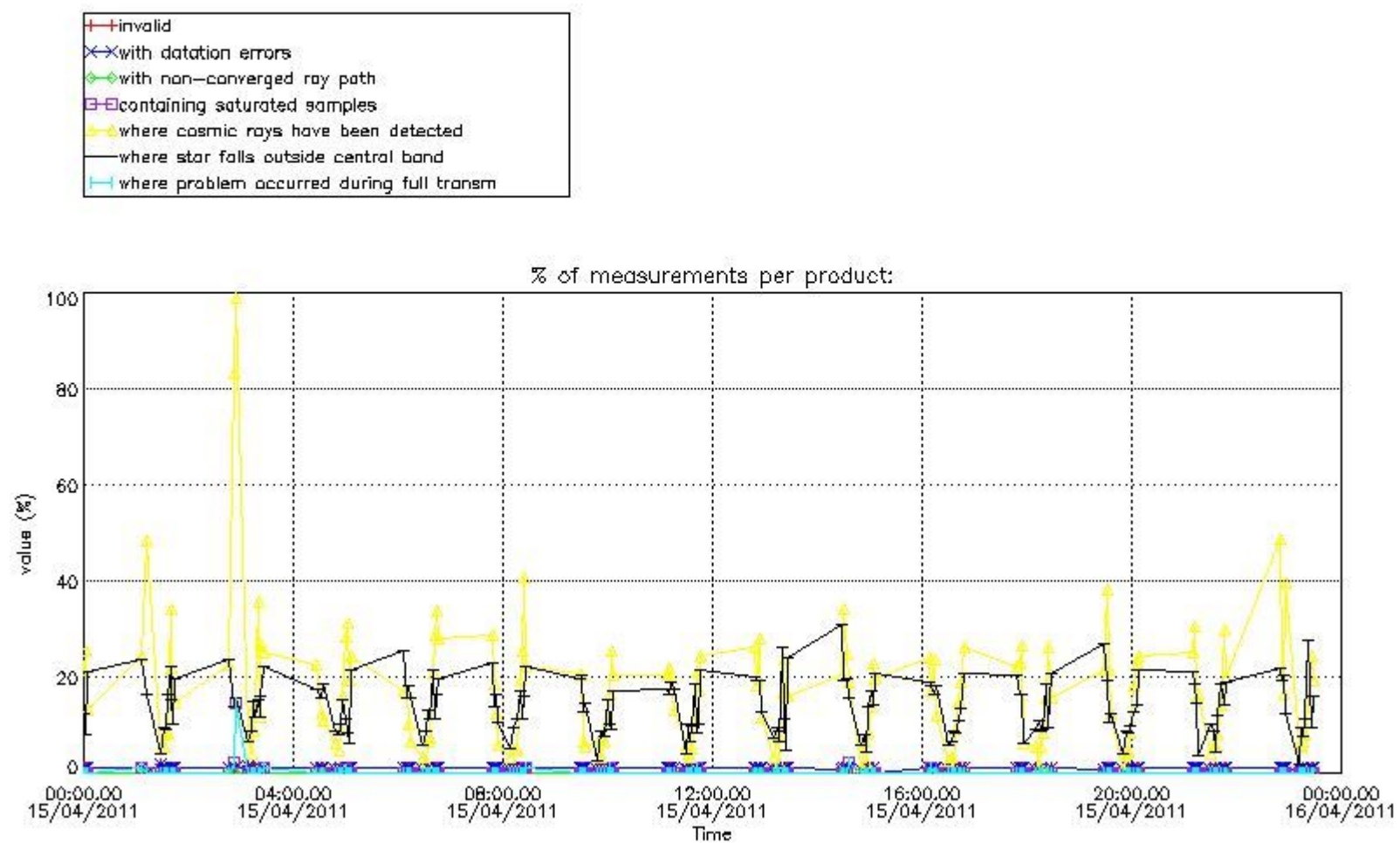


4. Level 1 quality information per product

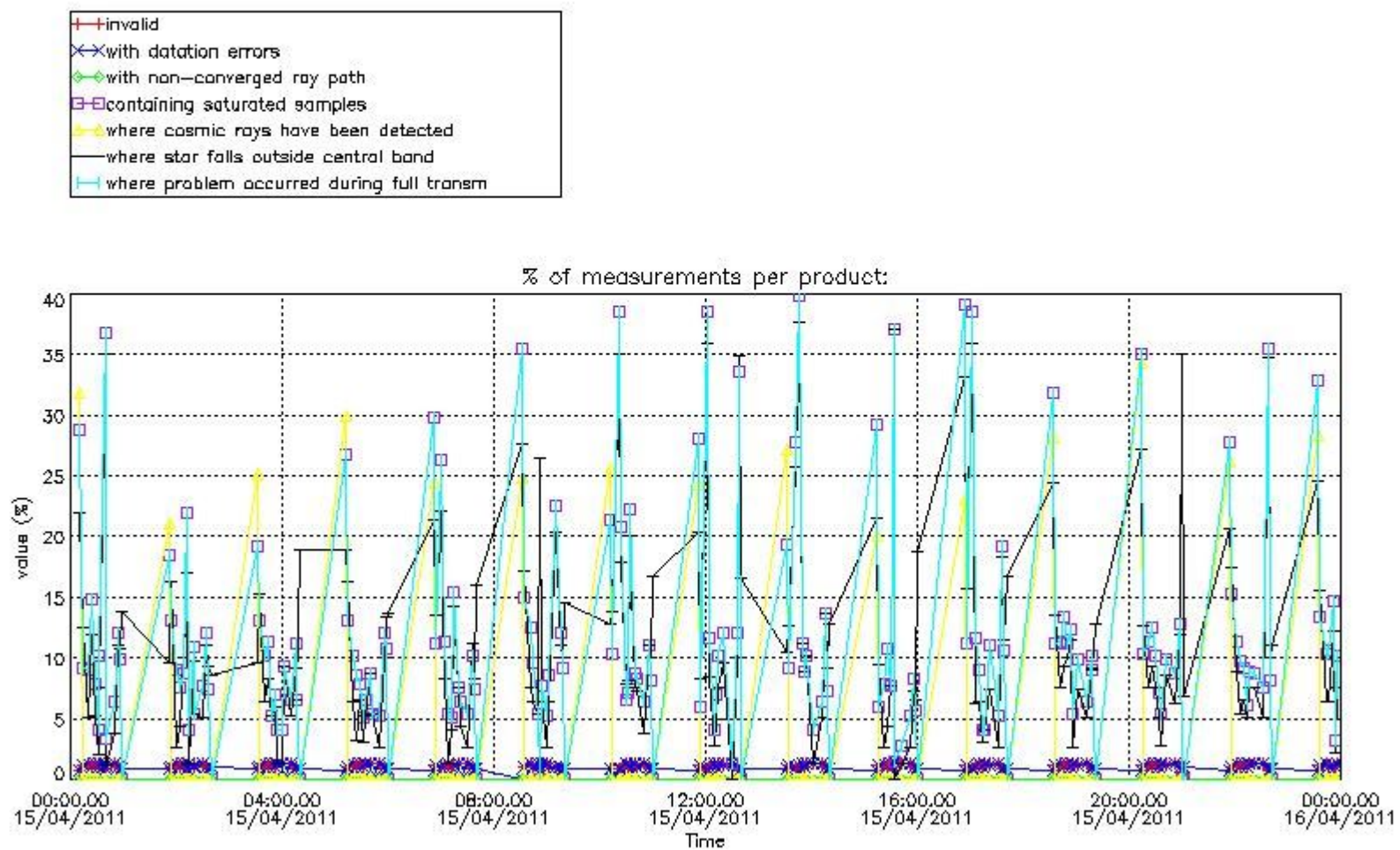
In this section it is plotted some information contained in the Quality Summary data set of the level 2 products that comes from the level 1b processing. Products without errors (error flag in the MPH set to "0") are used.

4.1 Plot quality information per product (time dependant) coming from level 1b processing

4.1.1 Plot level 1 quality information per product (time dependant): ENVISAT ASCENDING passes



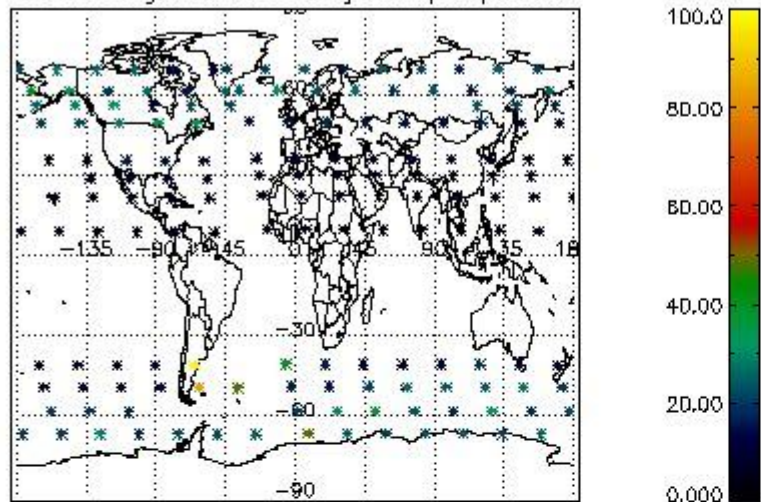
4.1.2 Plot level 1 quality information per product (time dependant): ENVI SAT DESCENDING passes



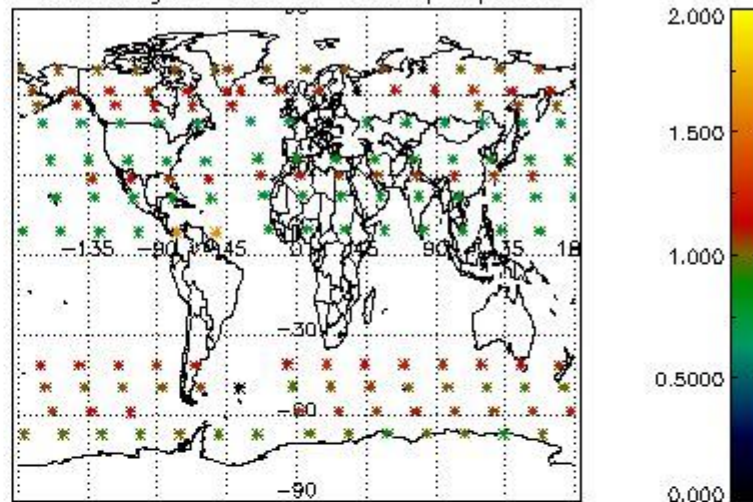
4.2 Plot quality information per product coming from level 1b processing (world map)

4.2.1 Plot level 1 quality information per product (world map): ENVISAT ASCENDING passes

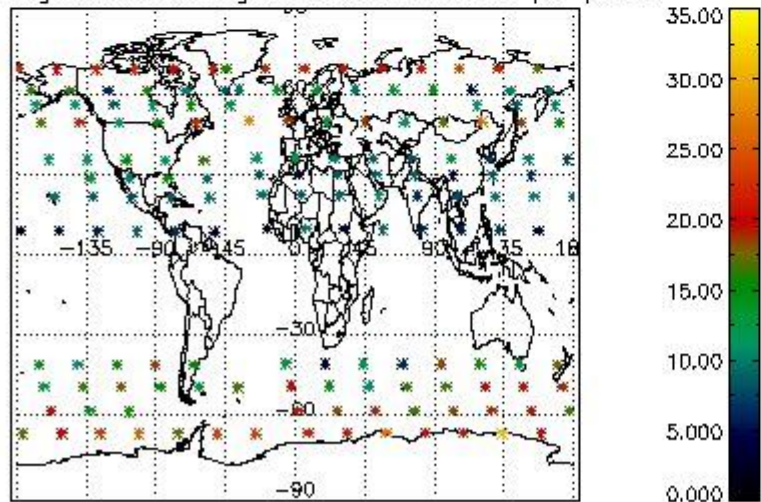
Percentage of cosmic ray hits per profile



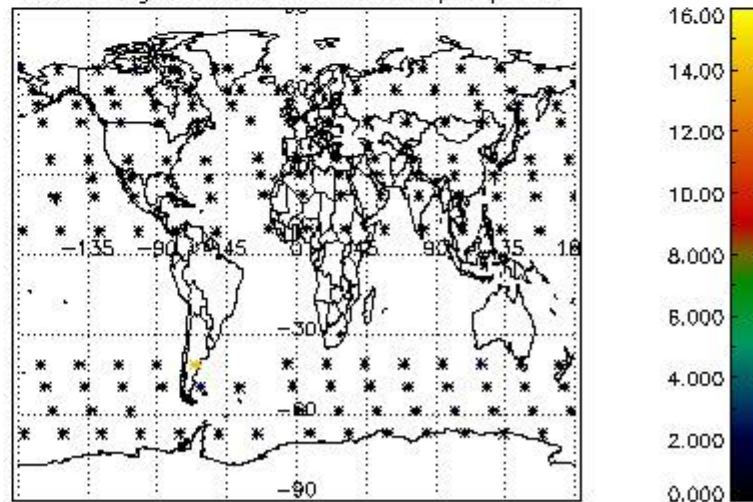
Percentage of datation errors per profile



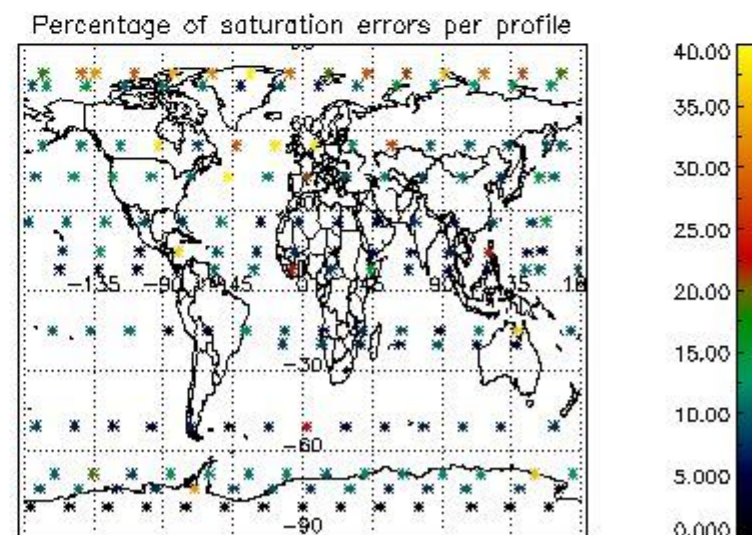
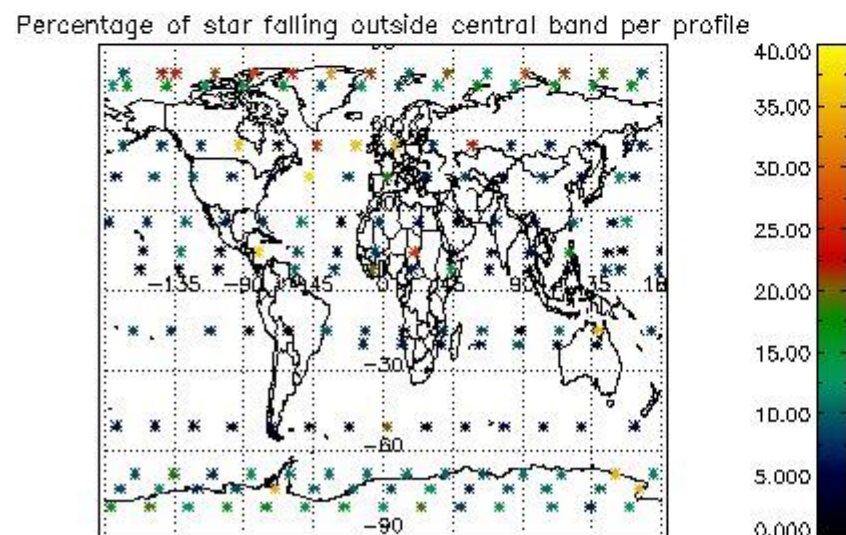
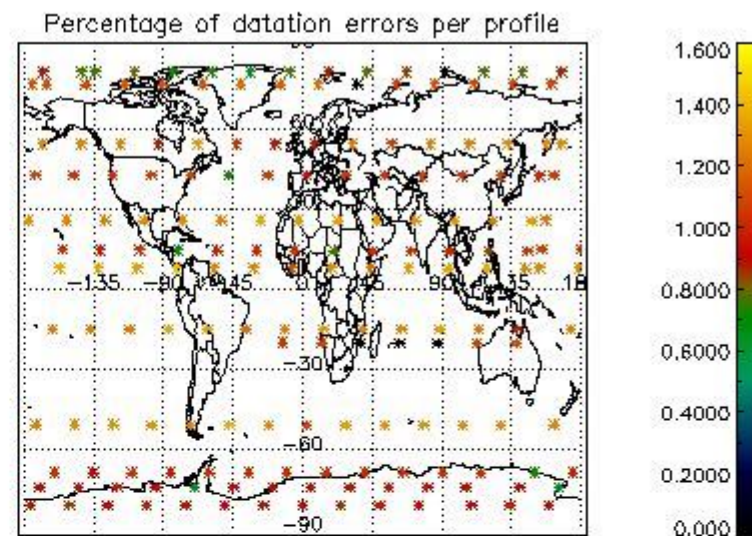
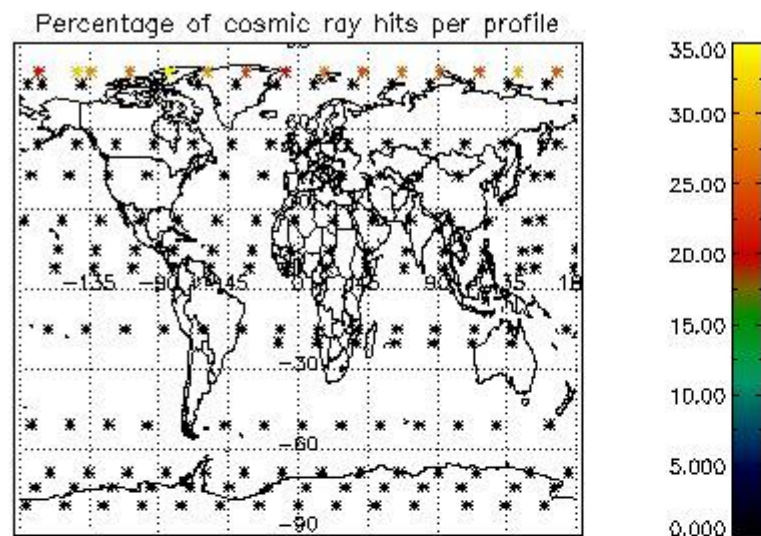
Percentage of star falling outside central band per profile



Percentage of saturation errors per profile



4.2.2 Plot level 1 quality information per product (world map): ENVISAT DESCENDING passes



5. Trace gas profiles

5.1 Ozone statistics based on quality of products

The final quality of the products can be "measured" using the STD (Standard Deviation) attached to every point profile. This information is written to the parameter GOM_NL__2P/NL_LOCAL_SPECIES_DENSITY/o3_std of the level 2 products. The table below shows the statistics for given STD ranges.

The statistics are given with respect to the overall valid production:

- Products without fatal errors: GOM_NL__2P/MPH/PRODUCT_ERR=0
- Valid point profile: GOM_NL__2P/NL_LOCAL_SPECIES_DENSITY/pcd(0)=0

The 'Criteria' is applied to valid points of dark limb products:

- Products in dark limb illumination condition: GOM_NL__2P/NL_SUMMARY_QUALITY/obs_ill_cond=0
- Products without fatal errors: GOM_NL__2P/MPH/PRODUCT_ERR=0
- Valid point profile: GOM_NL__2P/NL_LOCAL_SPECIES_DENSITY/pcd(0)=0

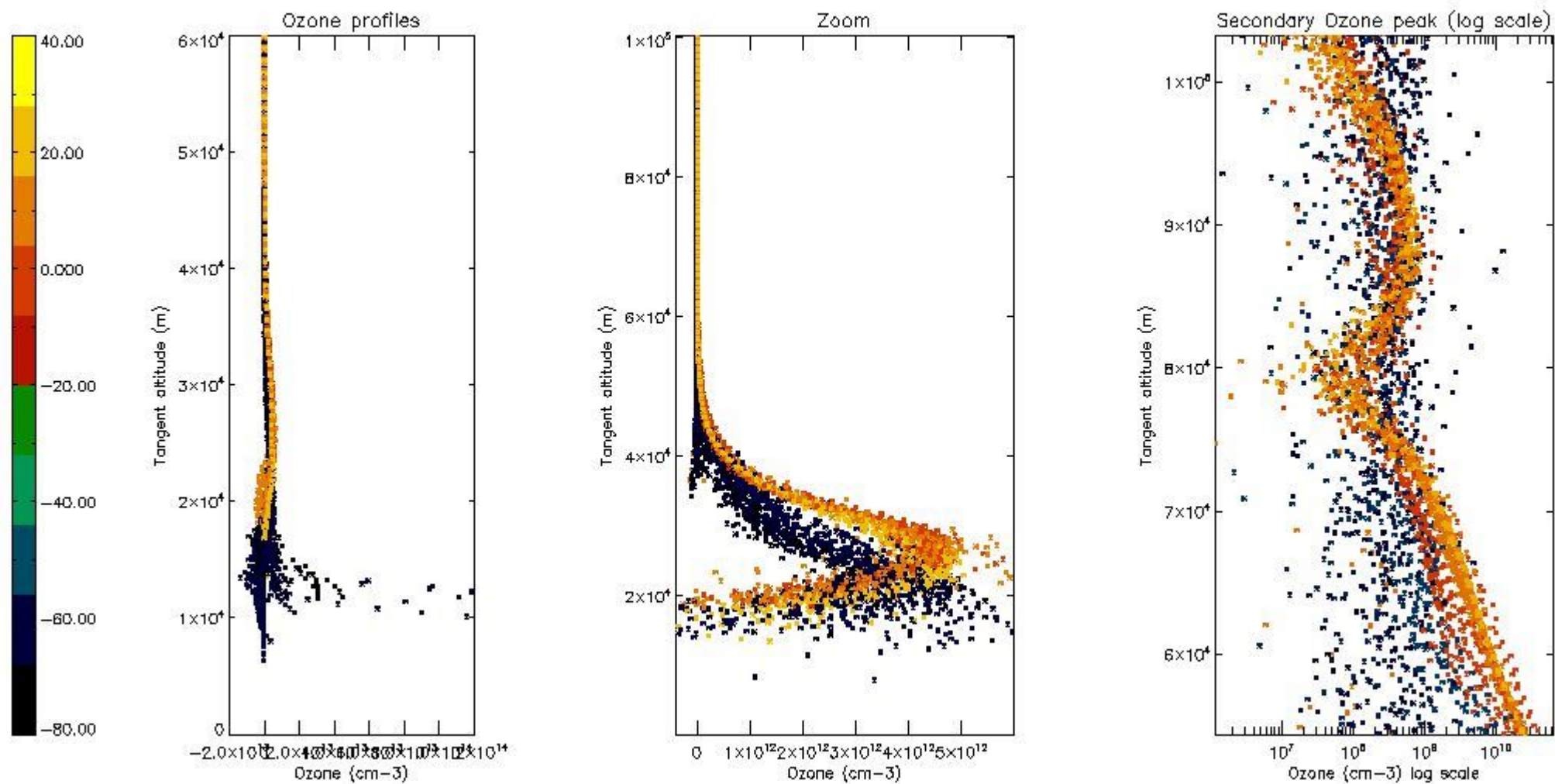
So, the table below shows the percentage of dark limb and valid observations for each criteria with respect to the overall valid daily observations.

Criteria	% of total production
All STD	33
STD < 20	15

STD < 10	10
STD < 5	7

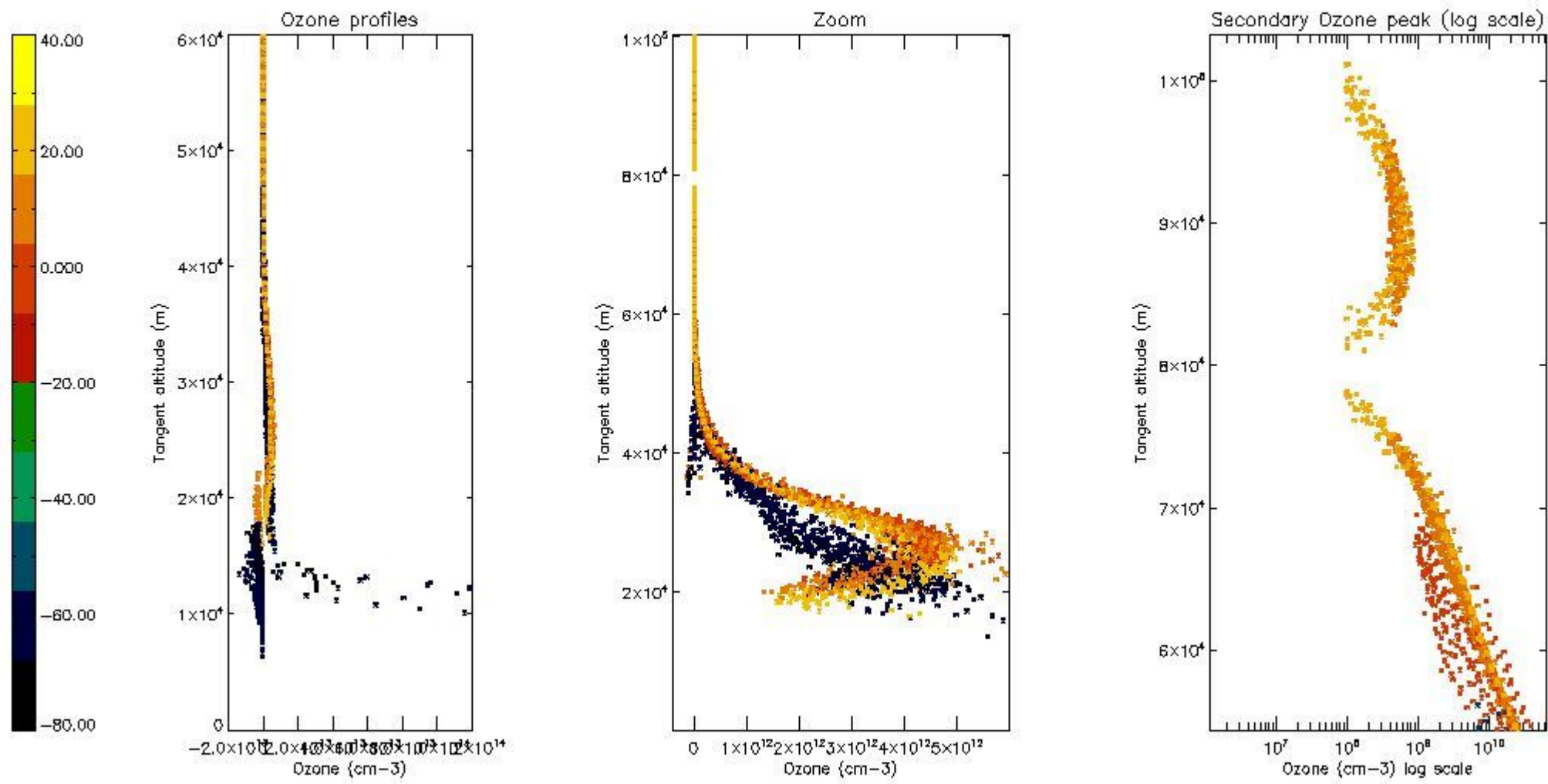
5.2 Plot ozone profiles for all STD (dark without errors)

The colorbar represents the latitude.



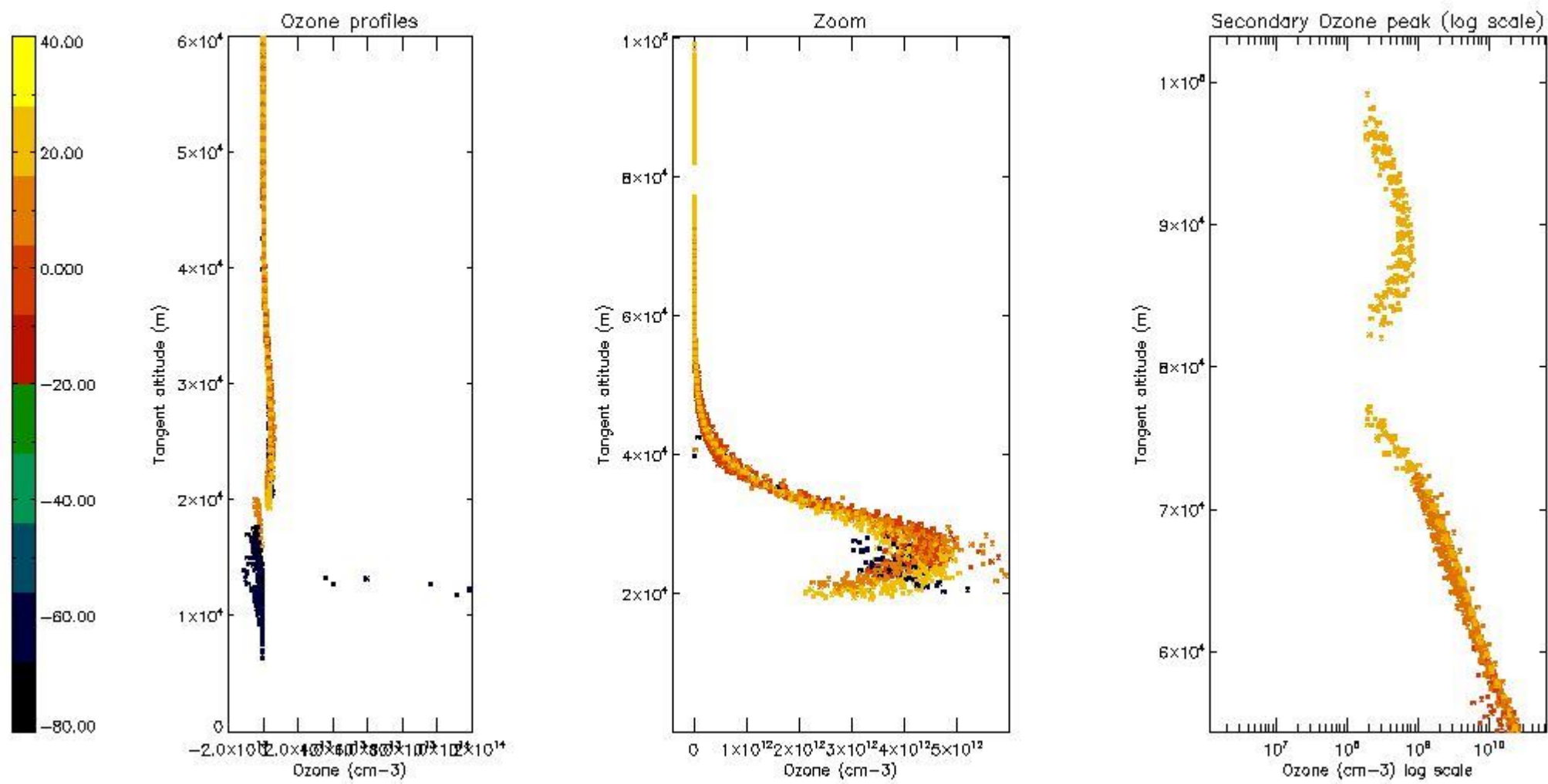
5.3 Plot ozone profiles where STD < 20% (dark without errors)

The colorbar represents the latitude.



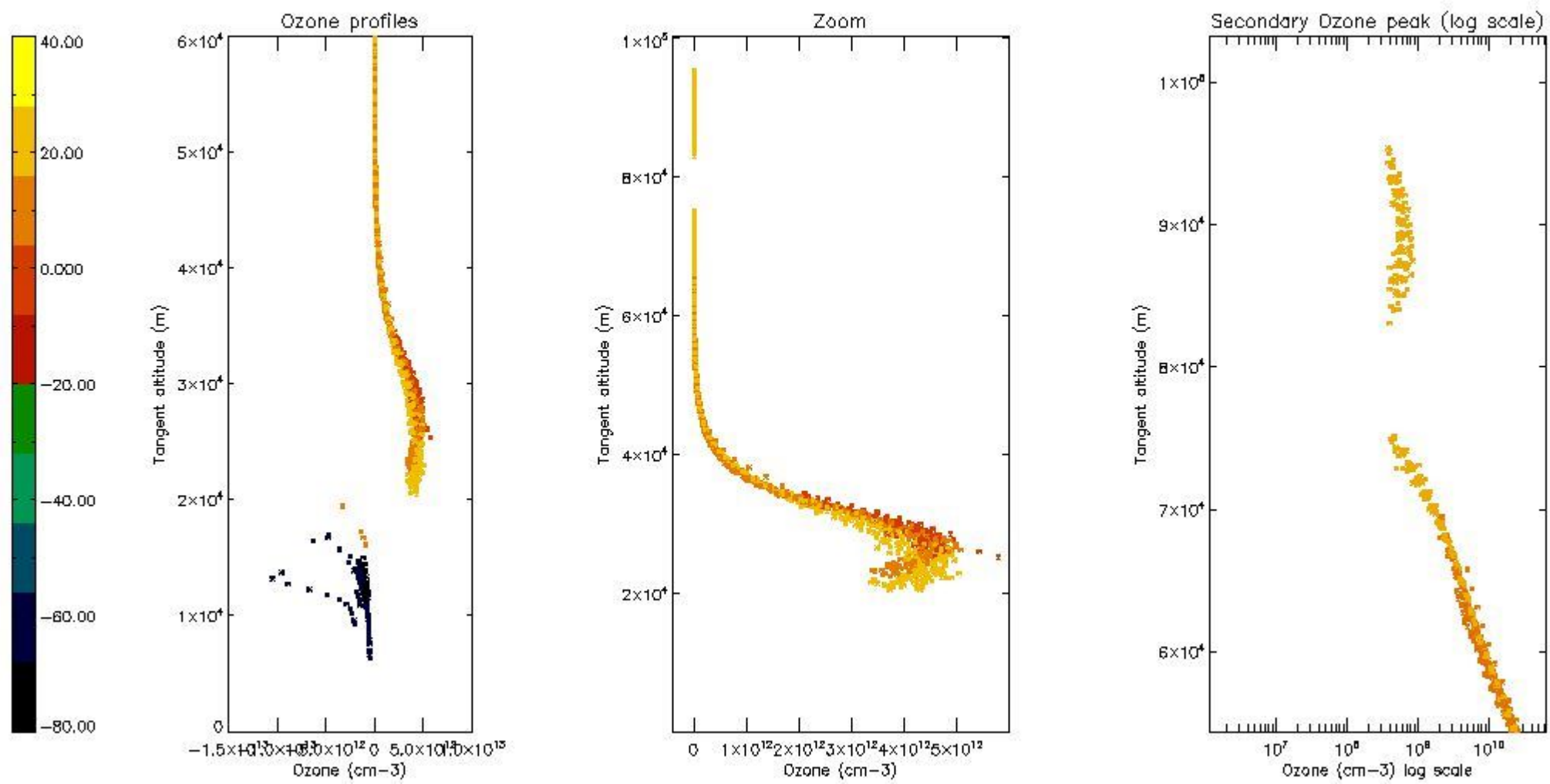
5.4 Plot ozone profiles where $STD < 10\%$ (dark without errors)

The colorbar represents the latitude.



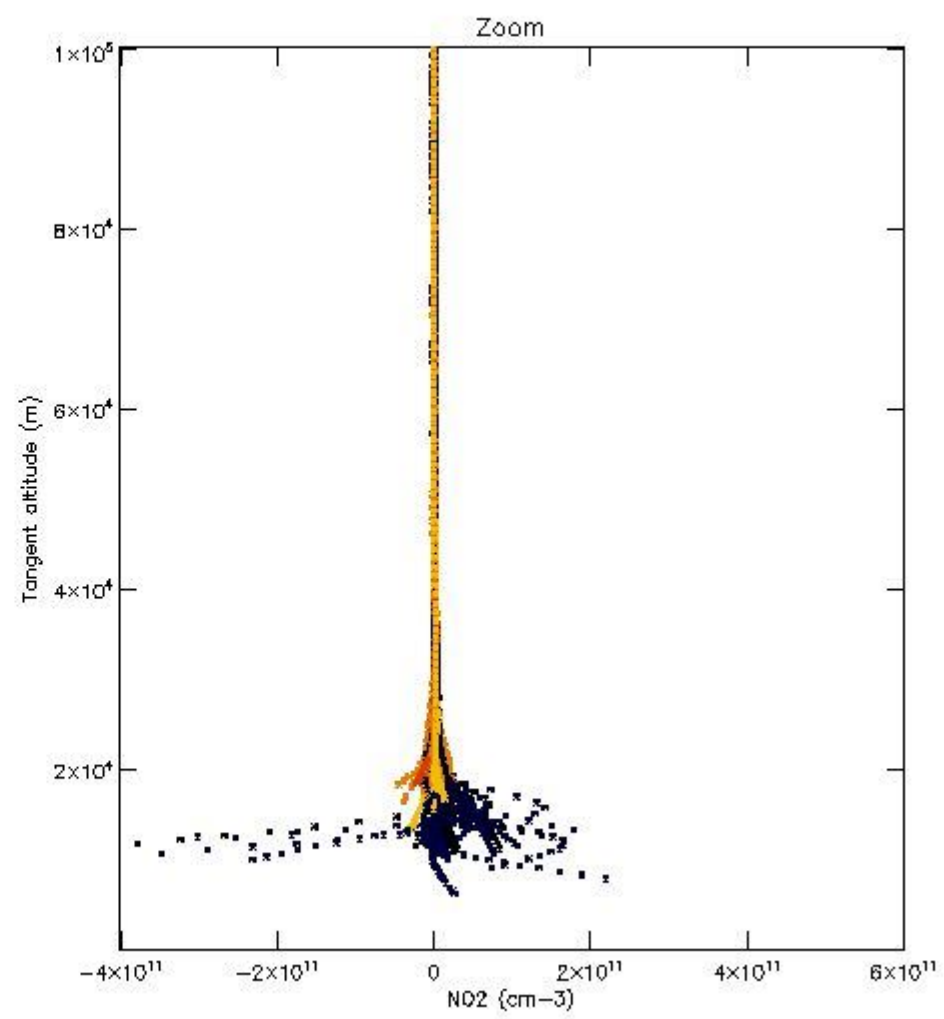
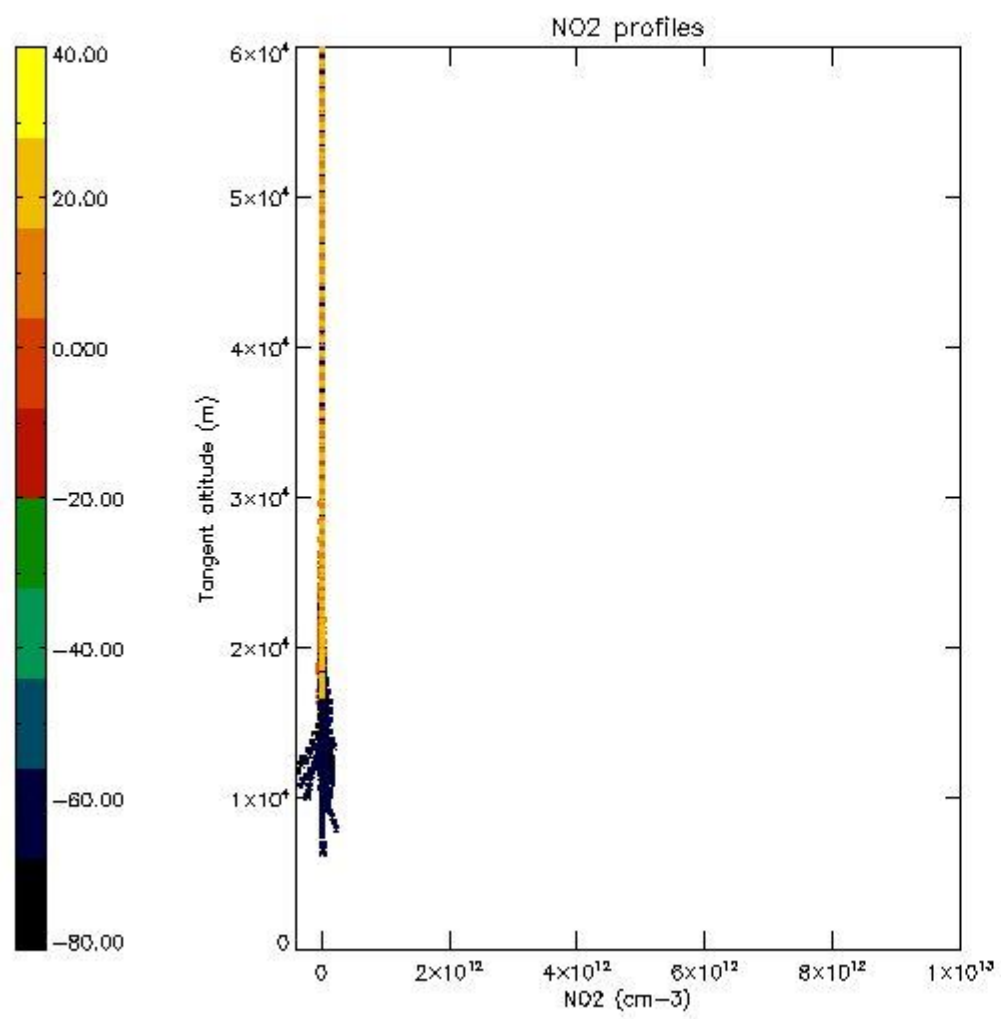
5.5 Plot ozone profiles where $STD < 5\%$ (dark without errors)

The colorbar represents the latitude.



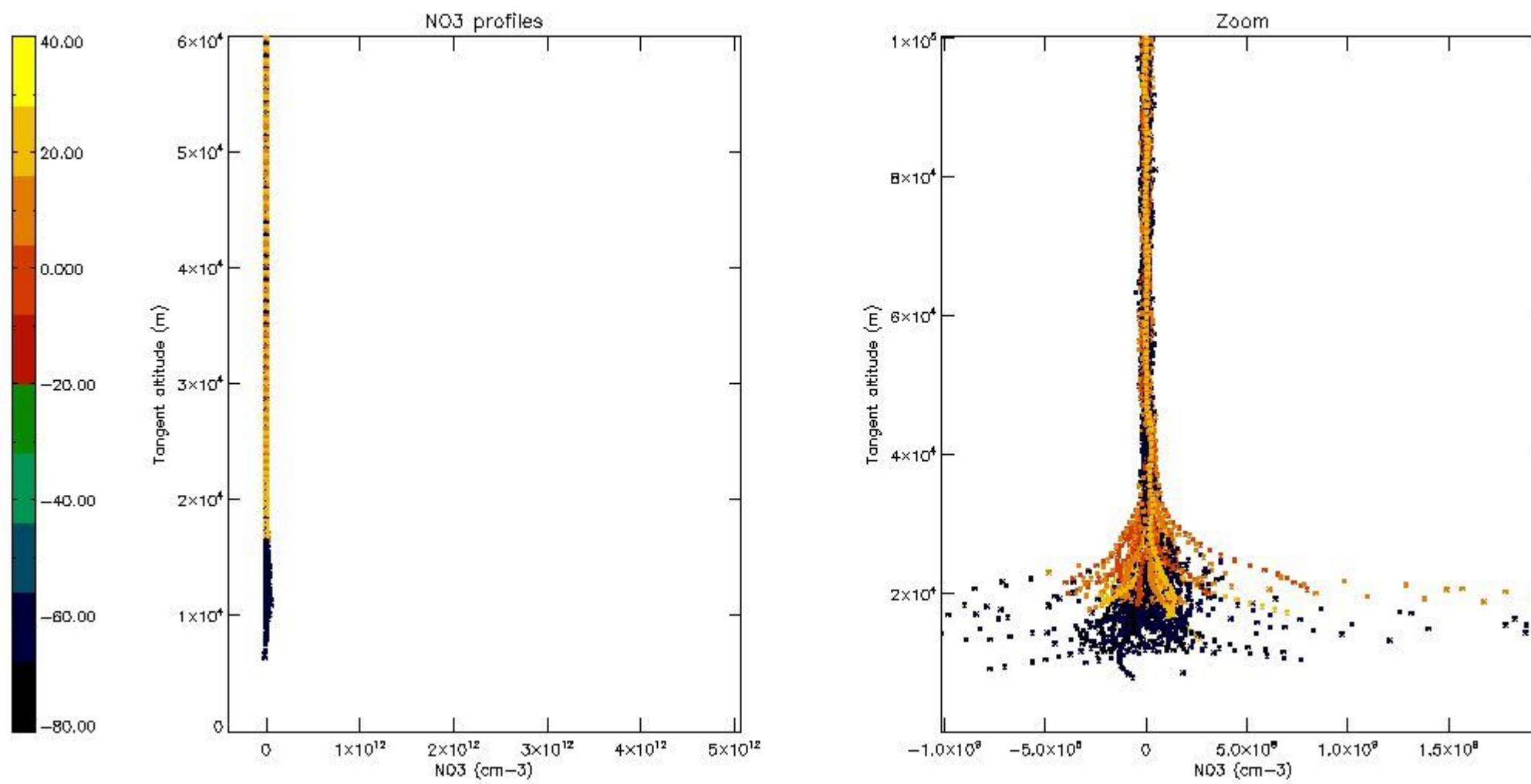
5.6 Plot NO₂ profiles for all STD (dark without errors)

The colorbar represents the latitude.



5.7 Plot NO3 profiles for all STD (dark without errors)

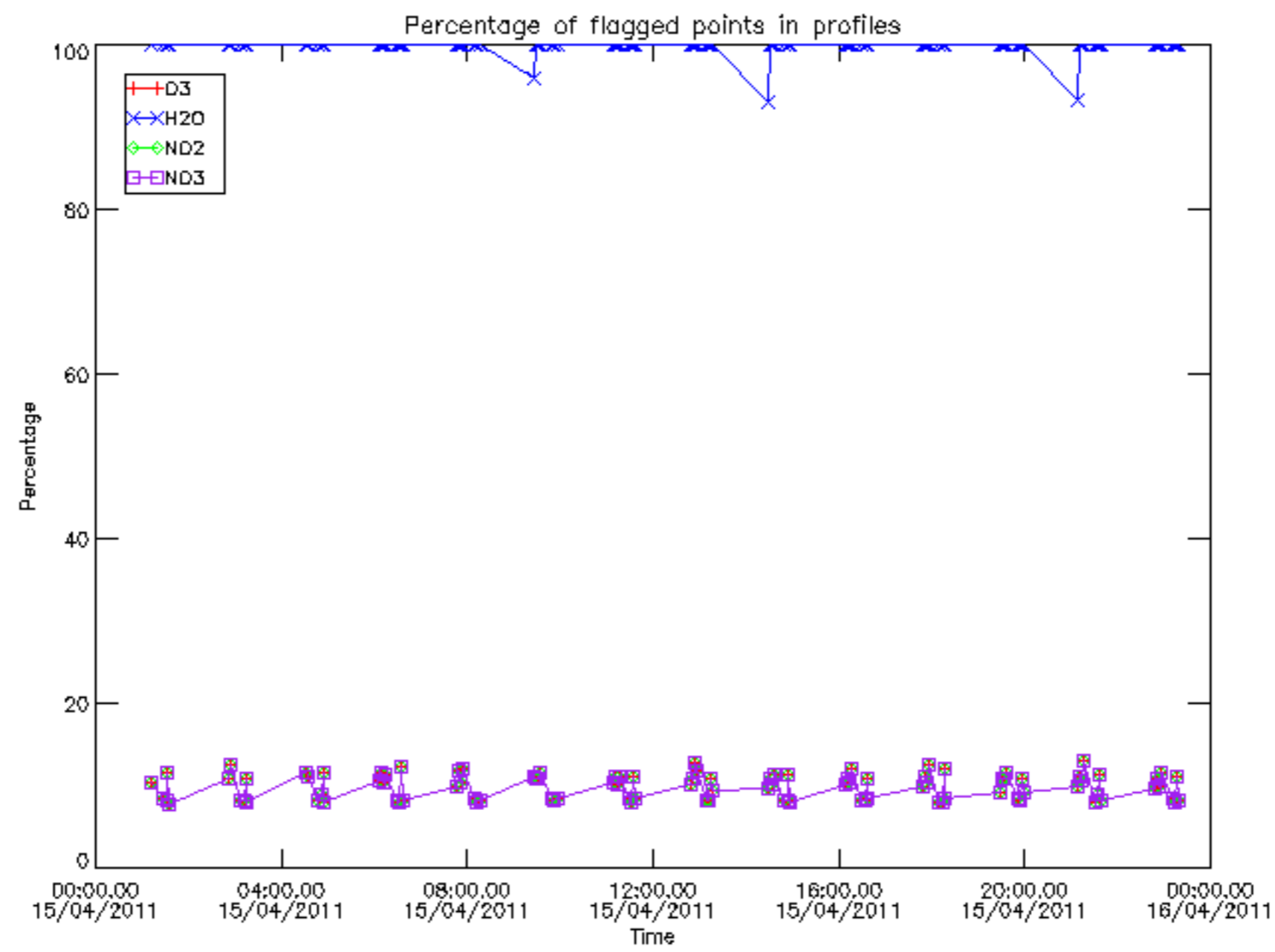
The colorbar represents the latitude.



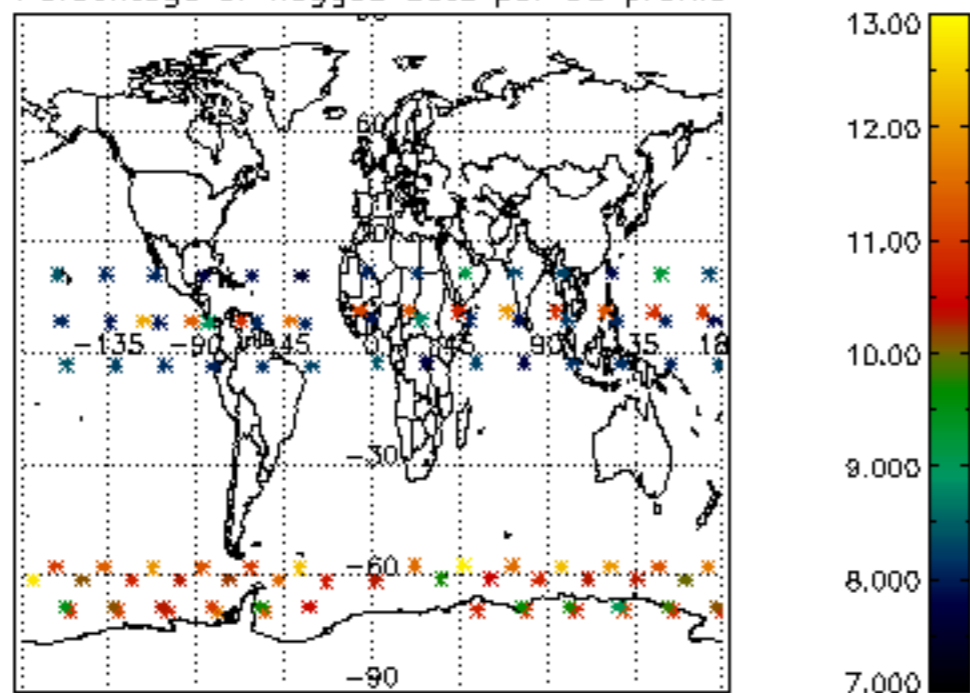
6. Auxiliary Data Files used for the production reported in section 2

The number reported in the third column indicates since which file (see list in section 2) the corresponding auxiliary file has been used. The fourth column is the date of those product files.

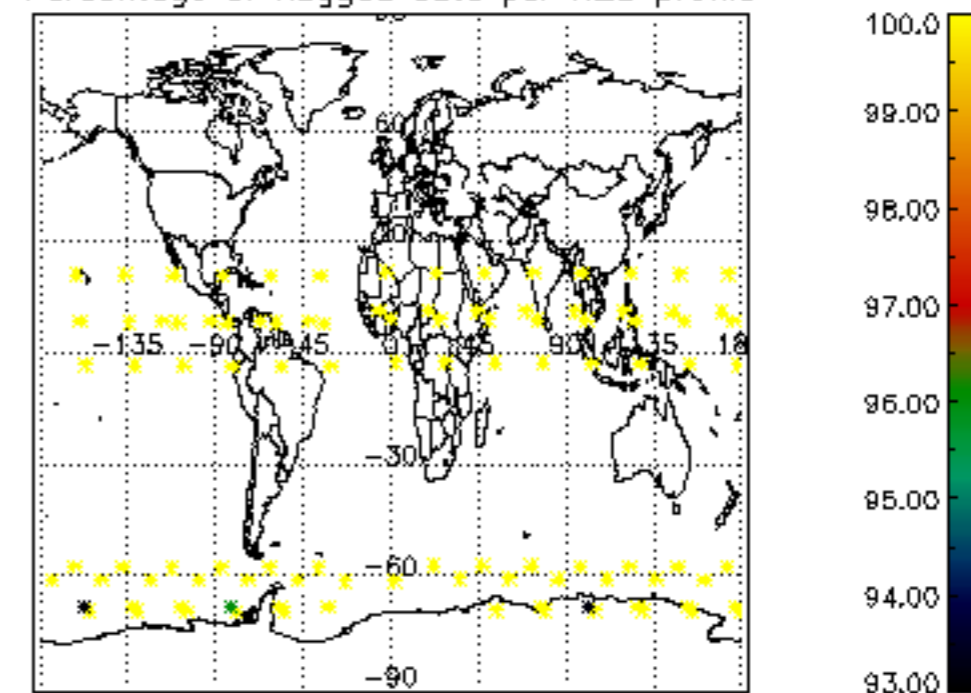
Type	Auxiliary Filename	Used since product	Used since product date
INST_PHYS_CHARACTERISTICS	GOM_INS_AXVIEC20091111_143220_20030716_120000_20500101_000000	1	15-APR-2011 00:00:44
LEVEL-2_PROC_CONFIG	GOM_PR2_AXVIEC20091111_152718_20020301_000000_20500101_000000	1	15-APR-2011 00:00:44
CROSS_SECTIONS_FILE	GOM_CRS_AXVIEC20091111_154832_20020301_000000_20500101_000000	1	15-APR-2011 00:00:44



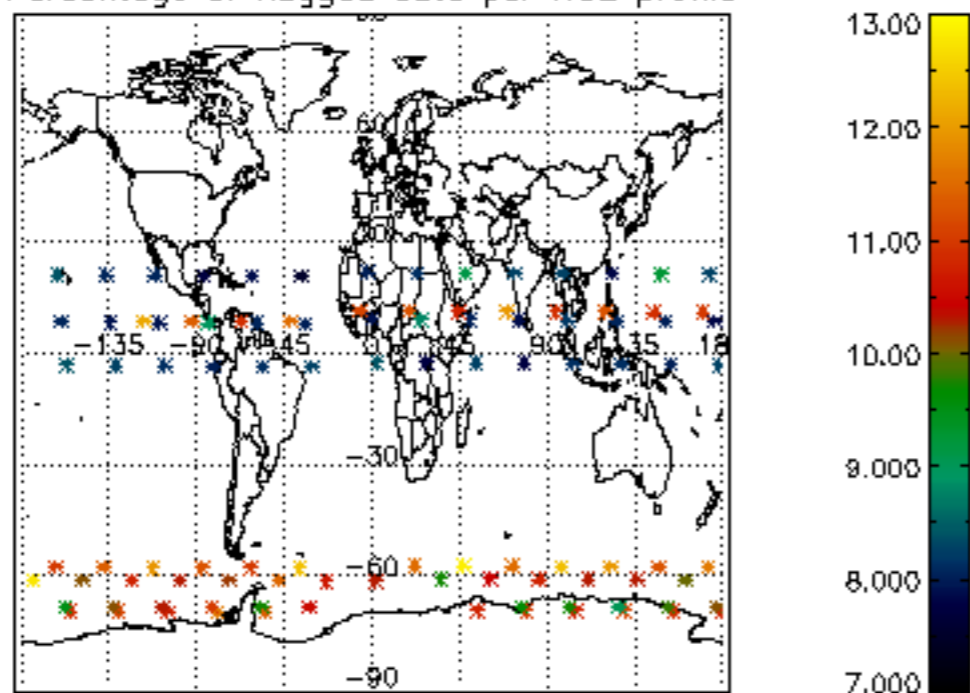
Percentage of flagged data per D3 profile



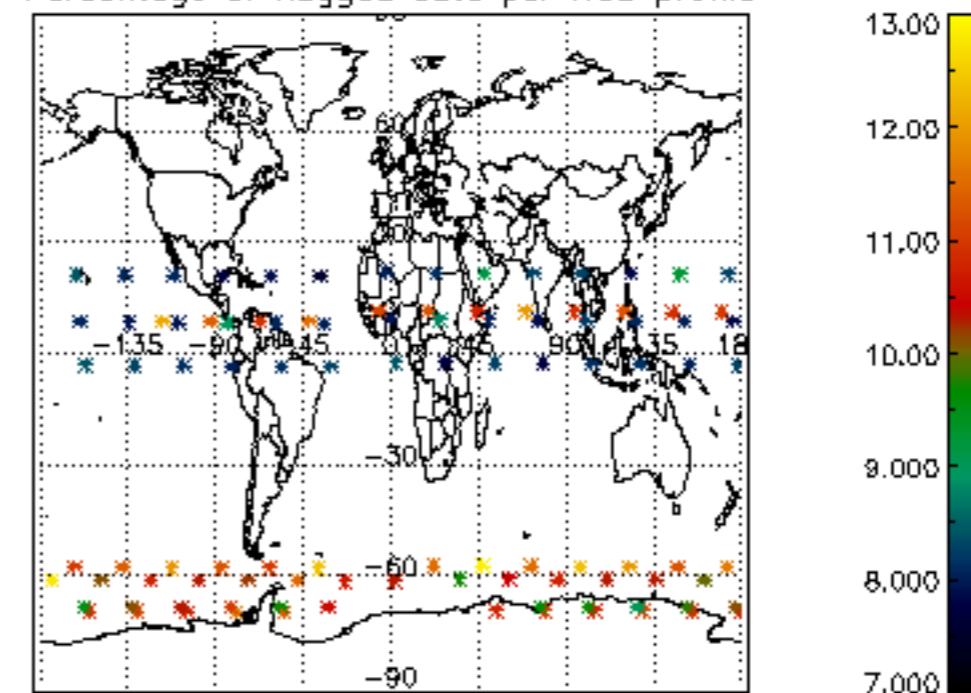
Percentage of flagged data per H2O profile

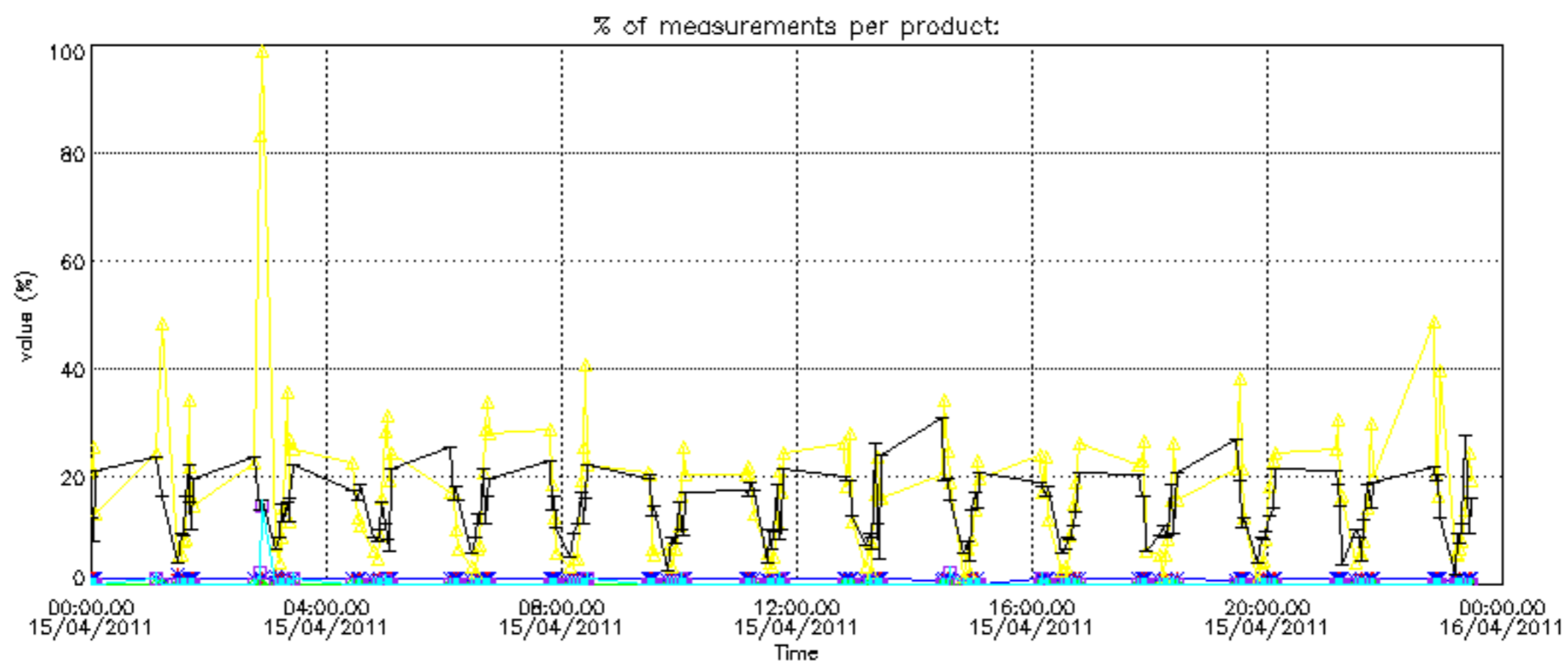


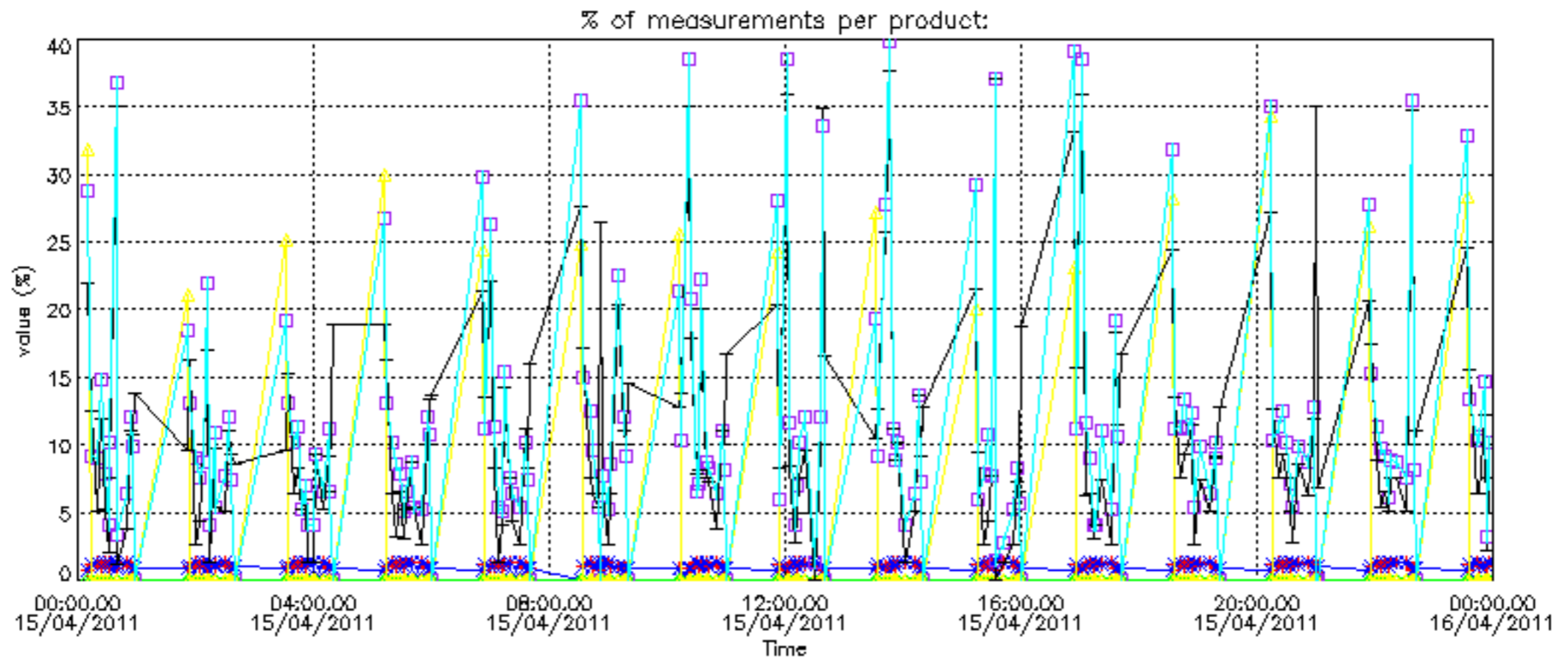
Percentage of flagged data per NO2 profile



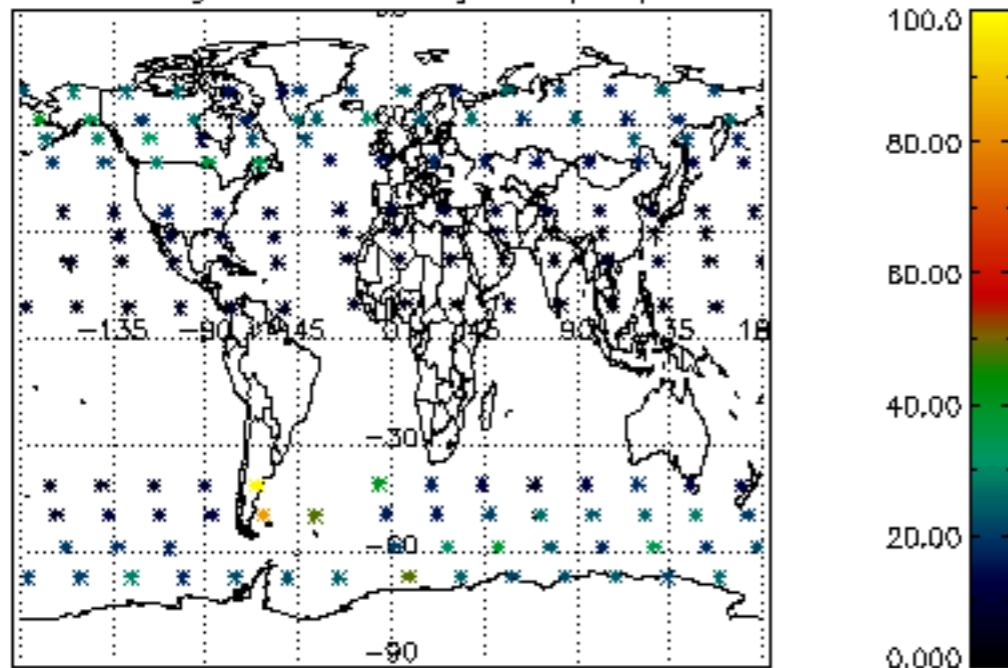
Percentage of flagged data per NO3 profile



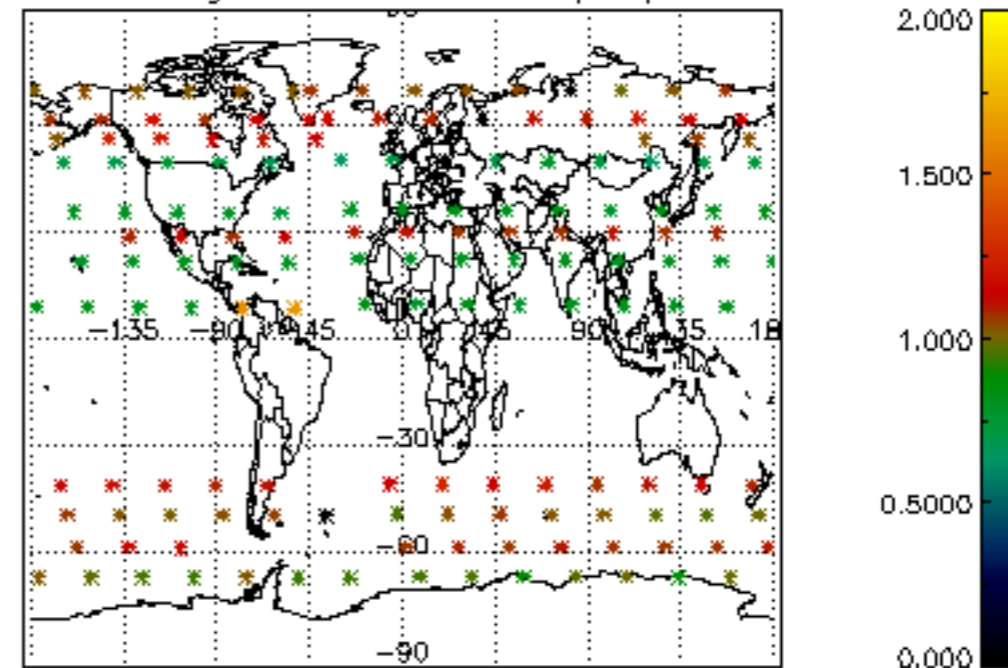




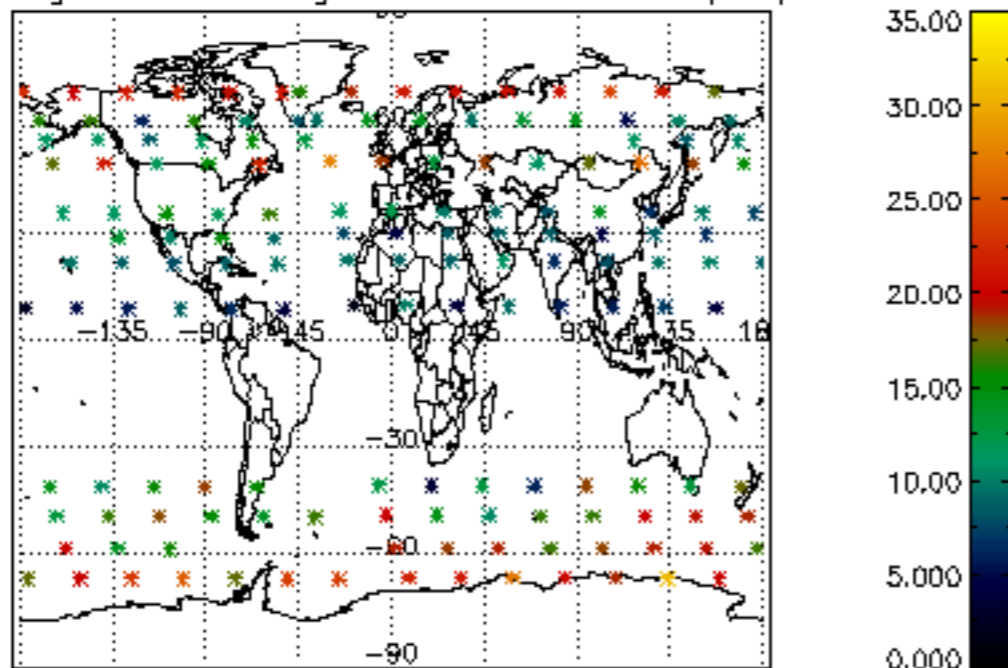
Percentage of cosmic ray hits per profile



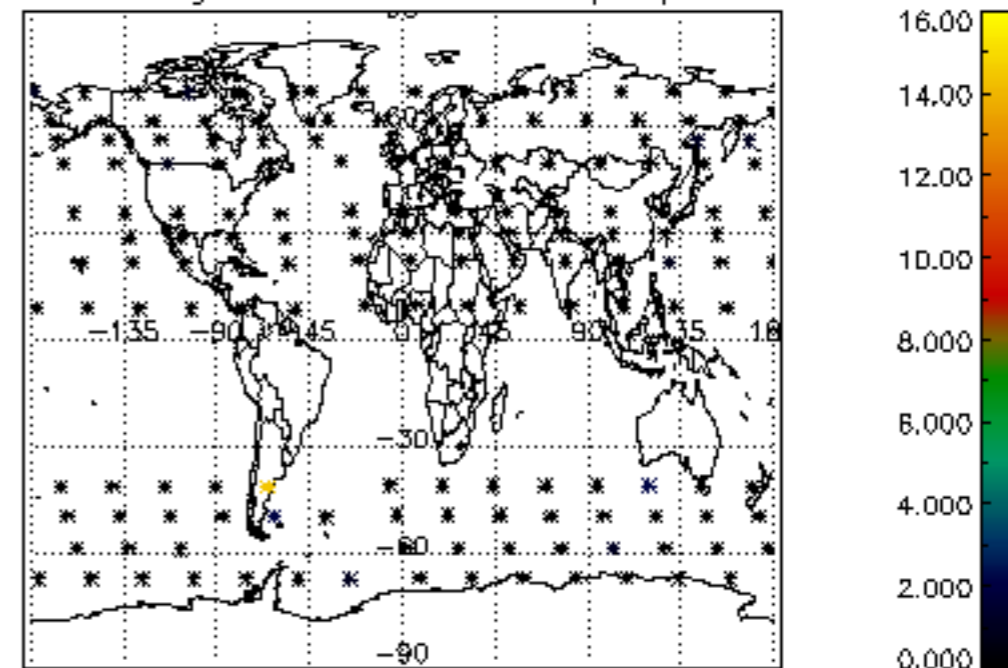
Percentage of datation errors per profile



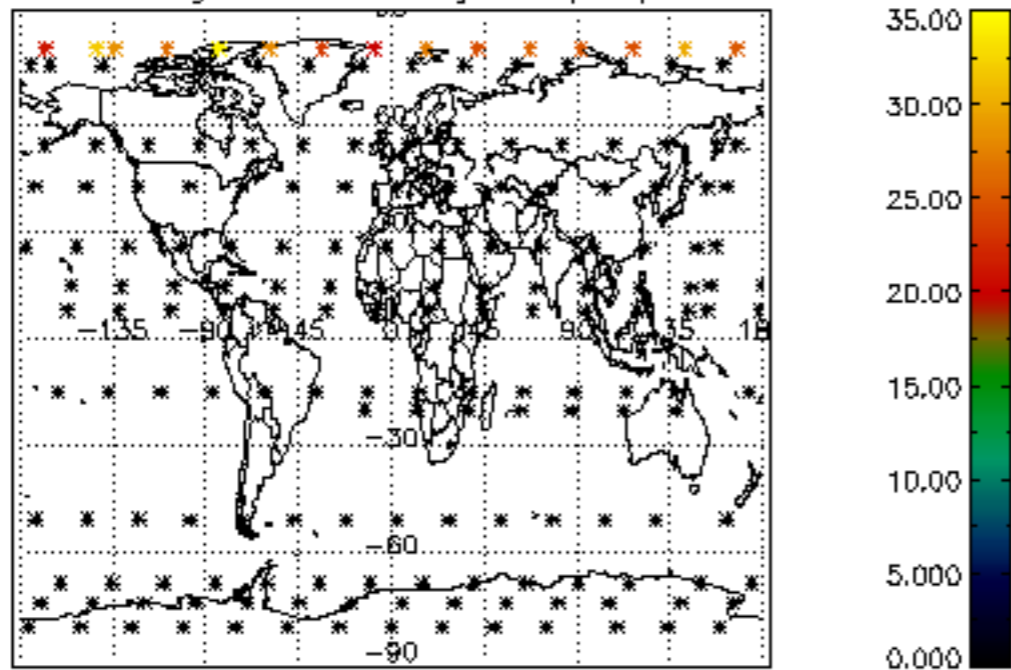
Percentage of star falling outside central band per profile



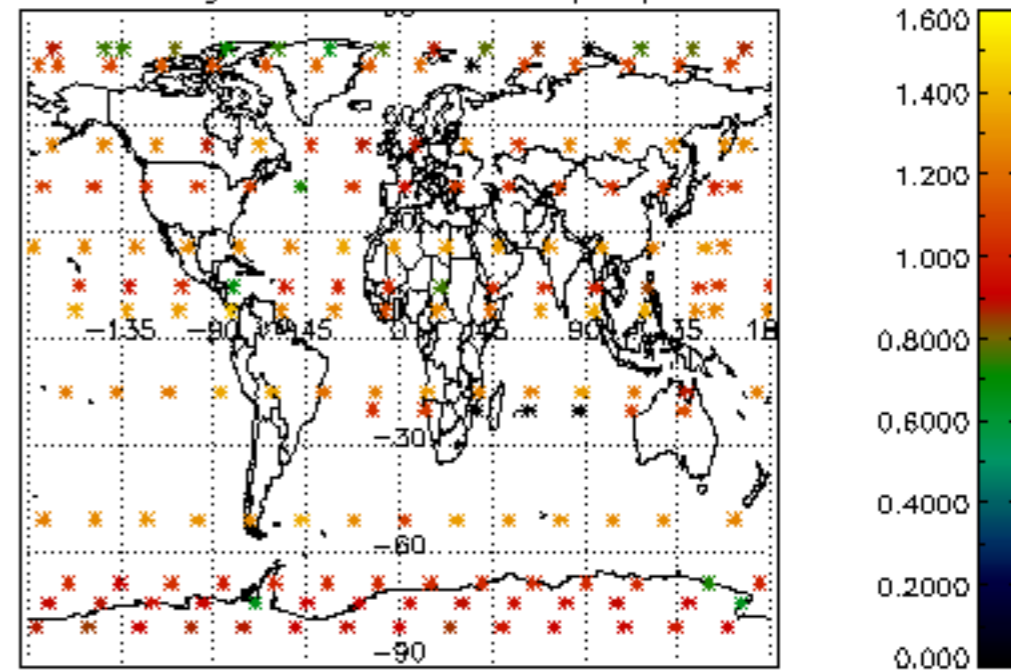
Percentage of saturation errors per profile



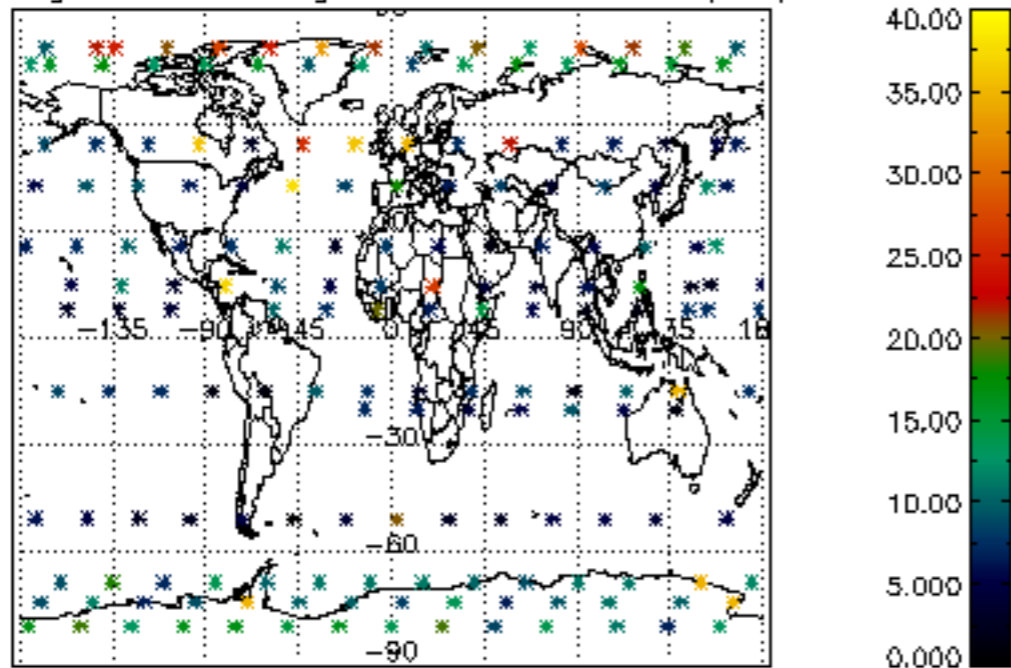
Percentage of cosmic ray hits per profile



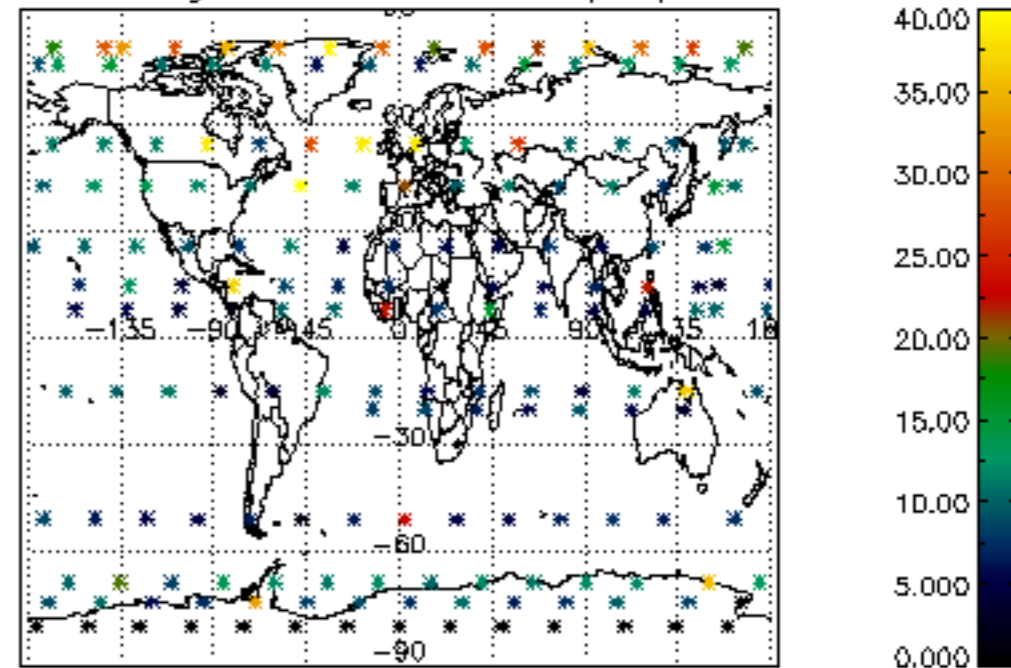
Percentage of datation errors per profile

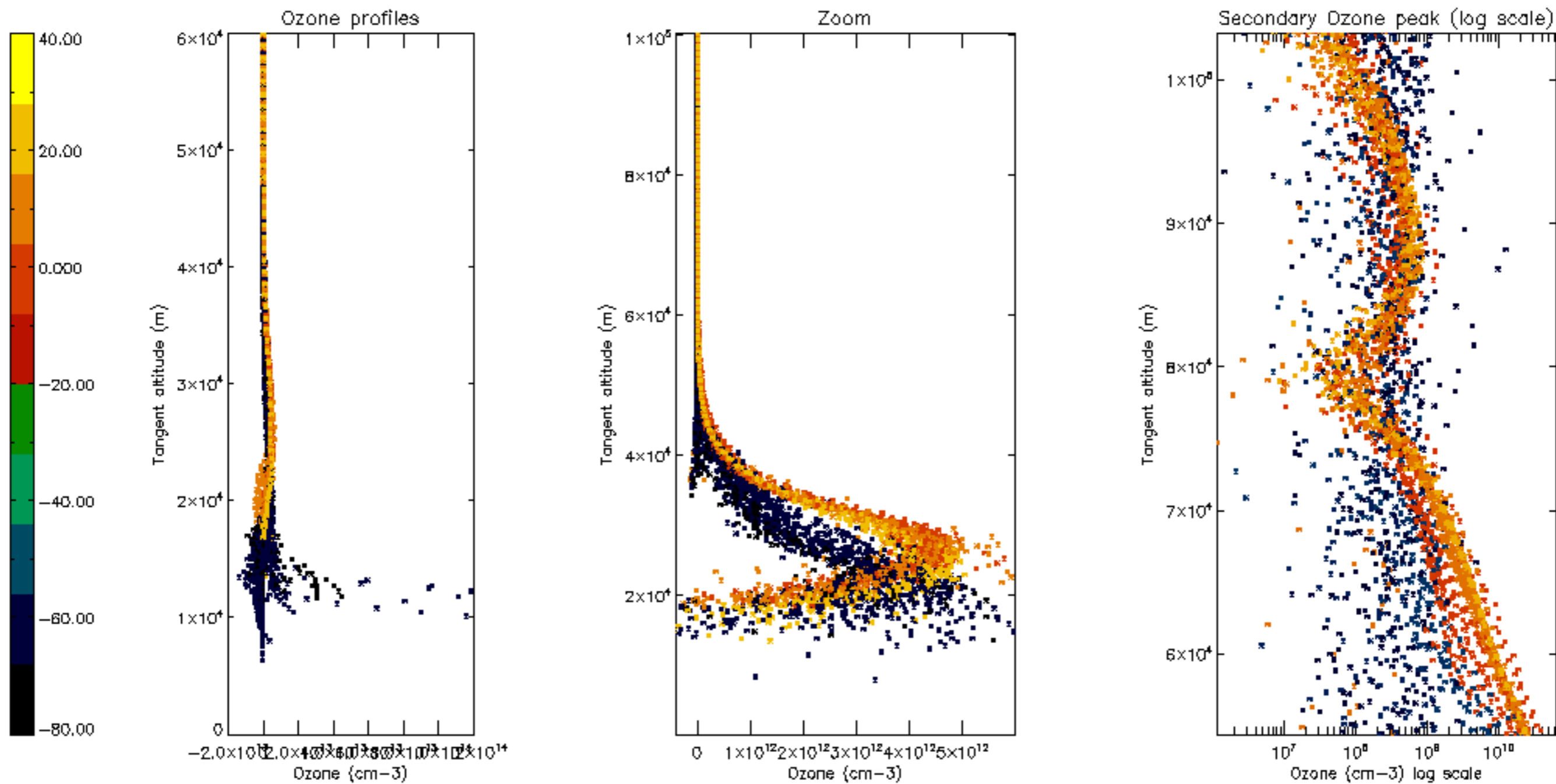


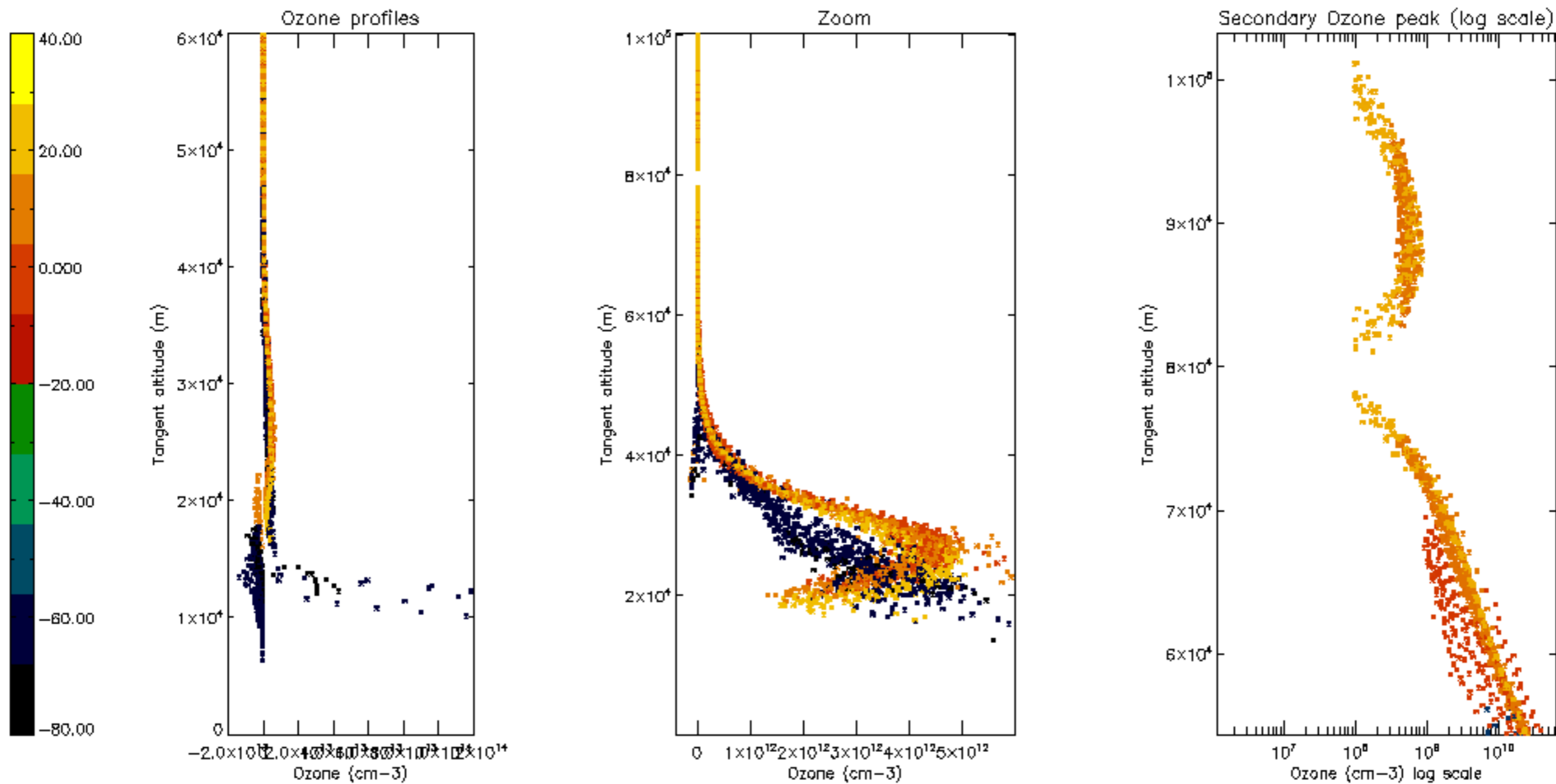
Percentage of star falling outside central band per profile

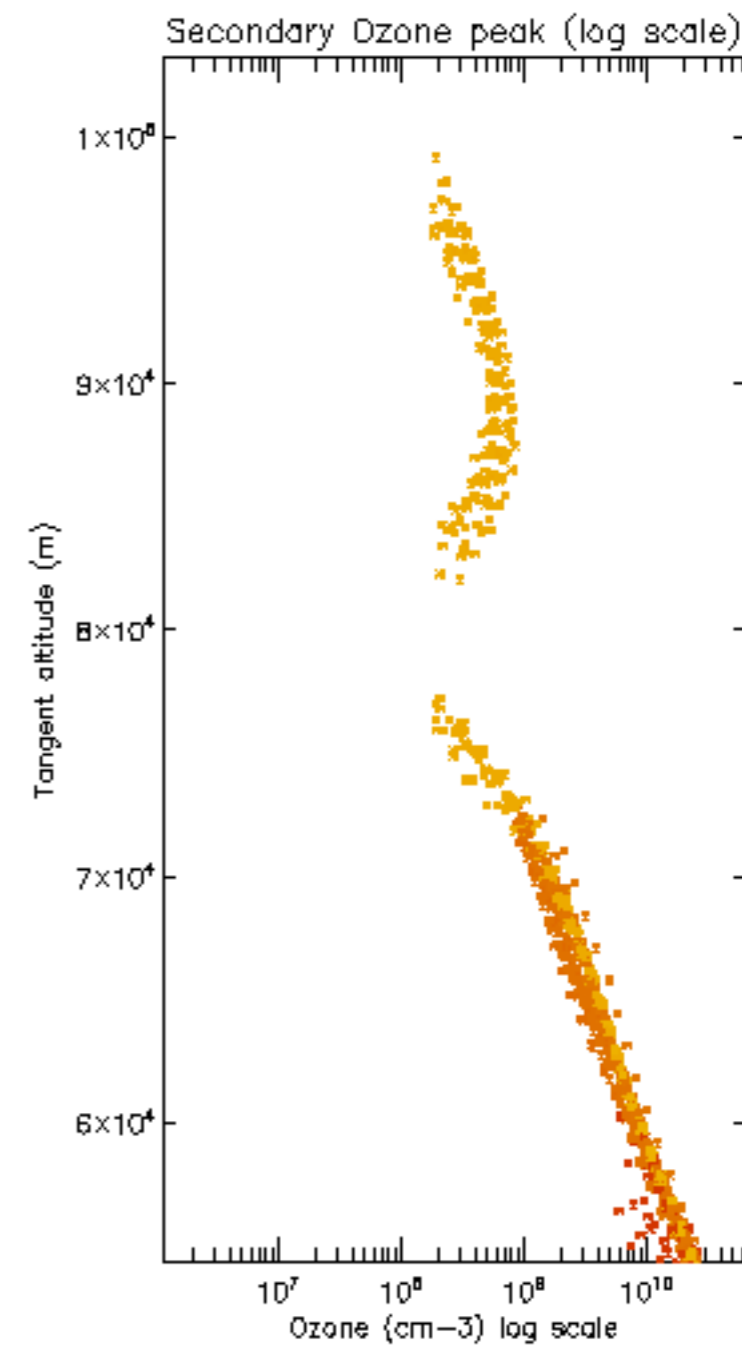
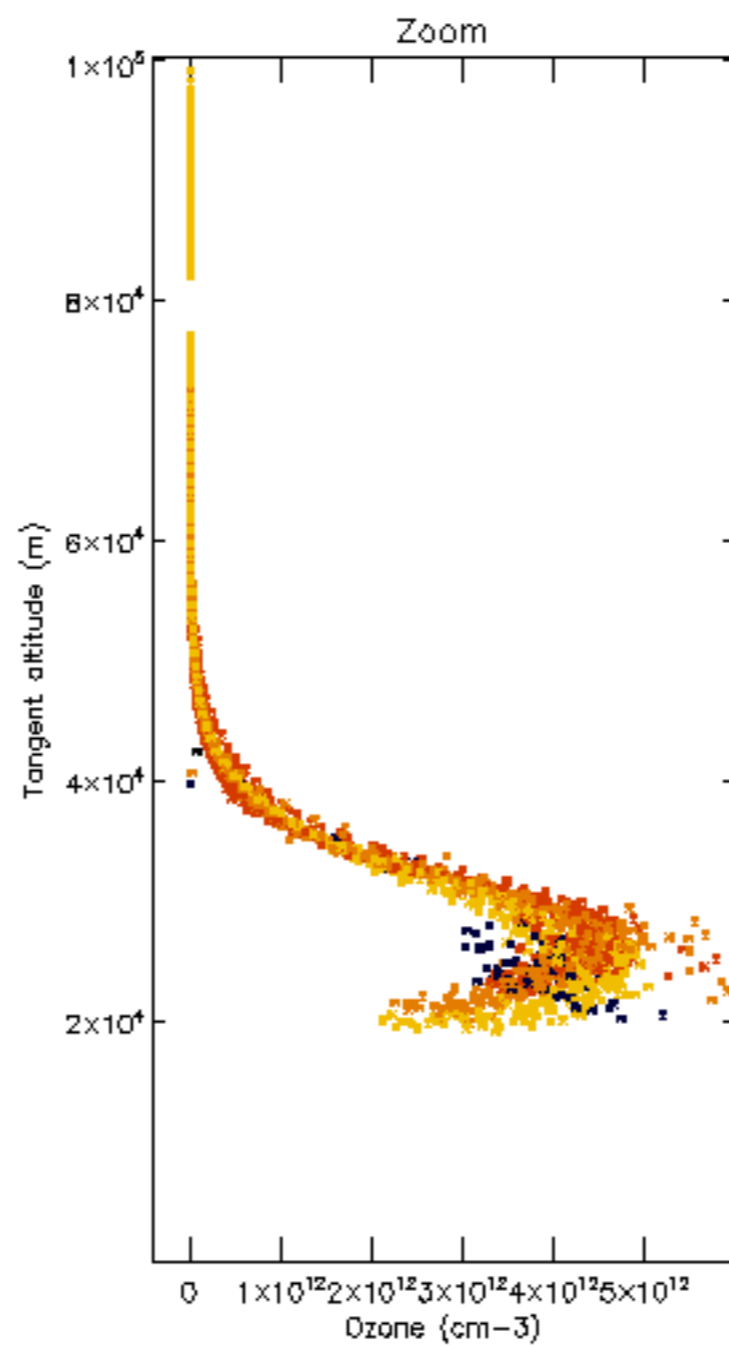
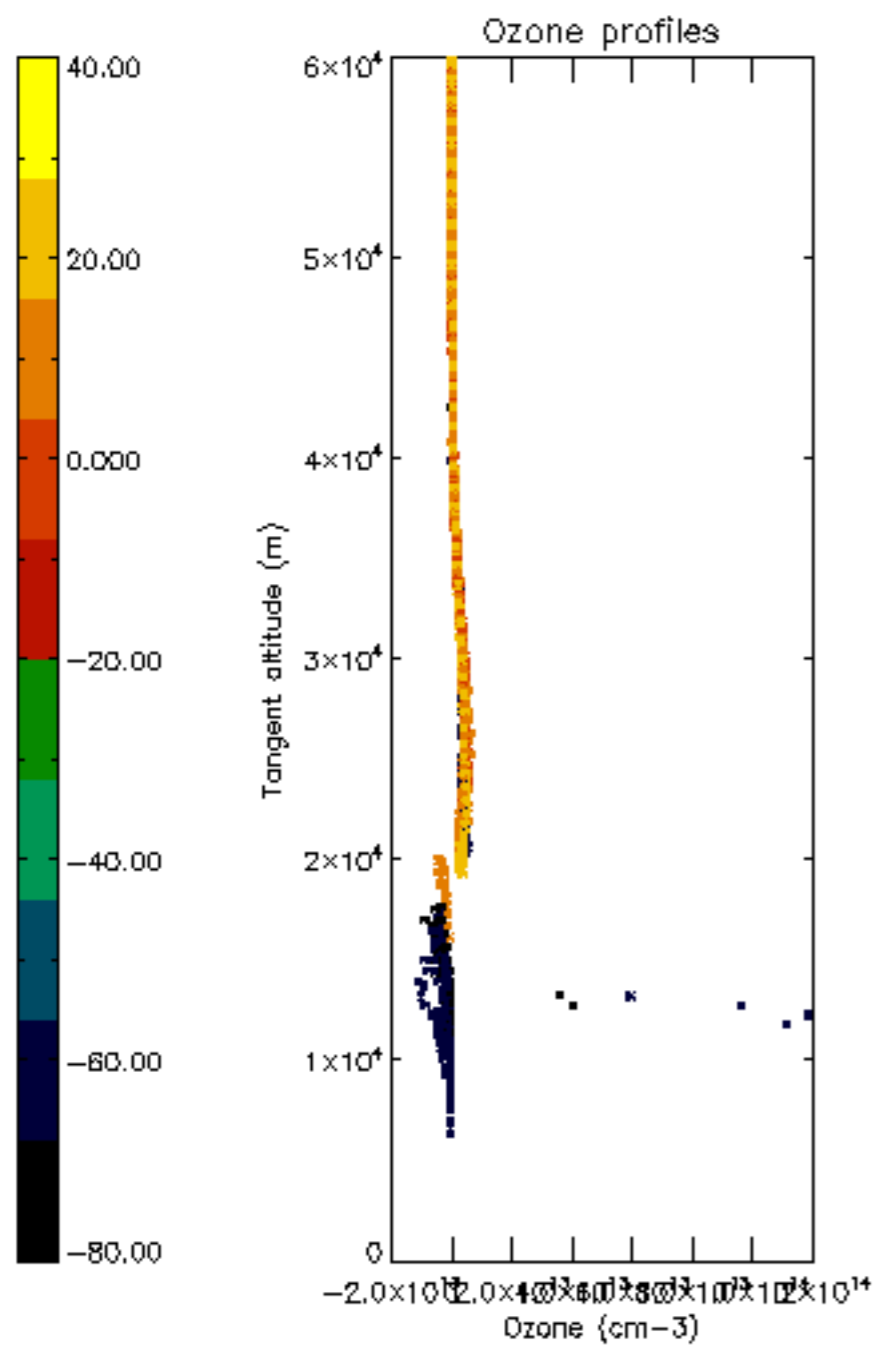


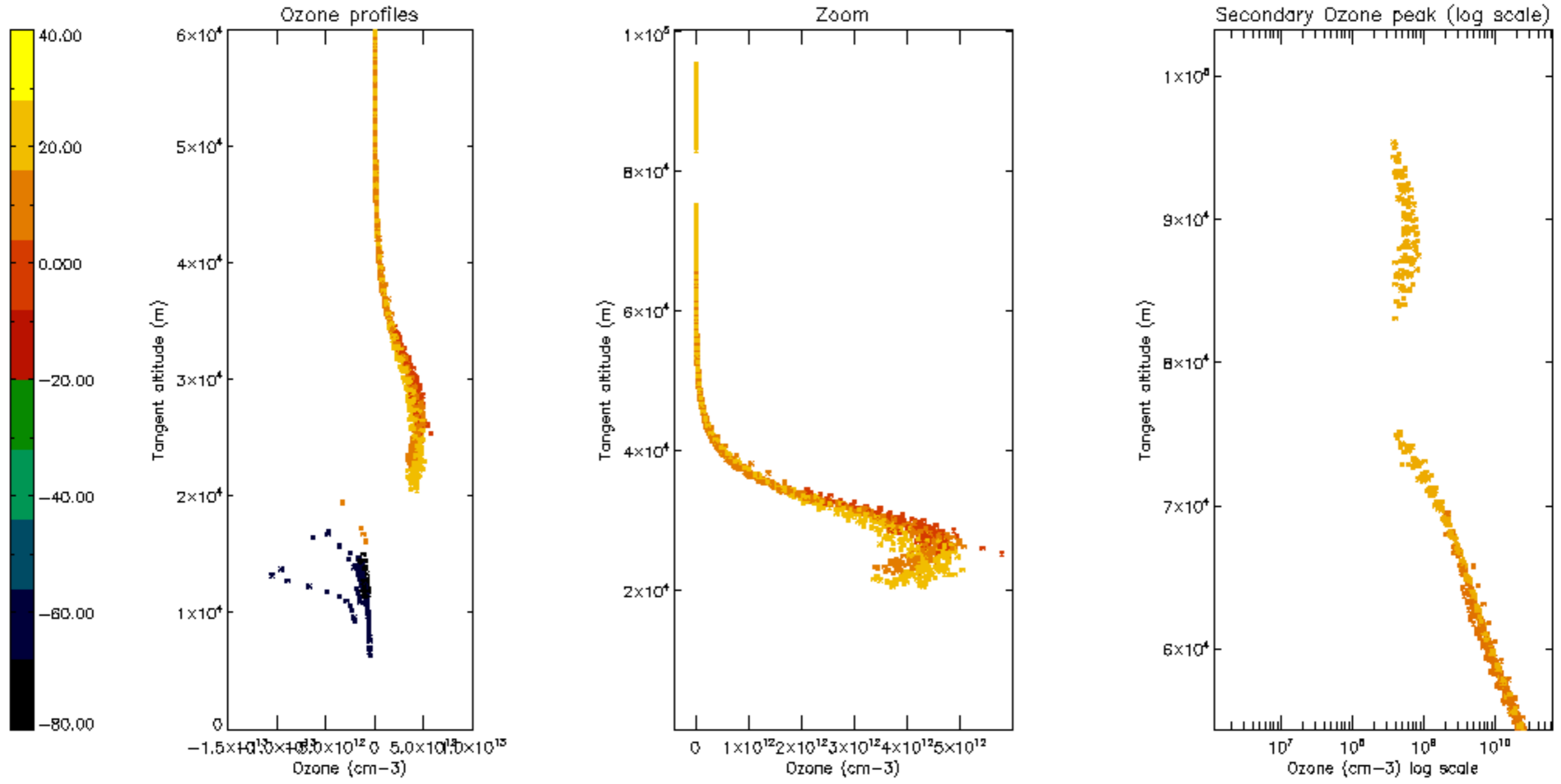
Percentage of saturation errors per profile

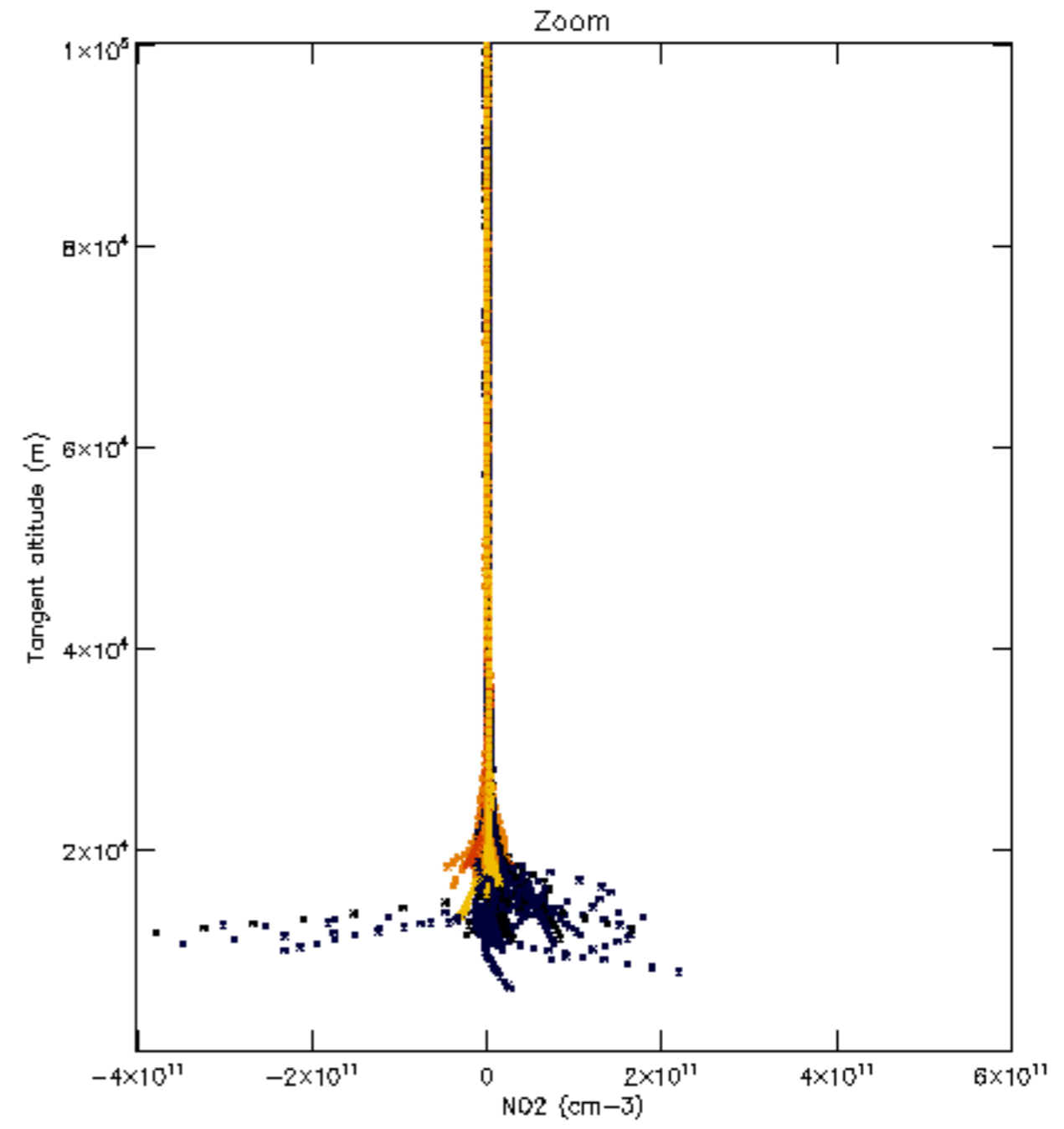
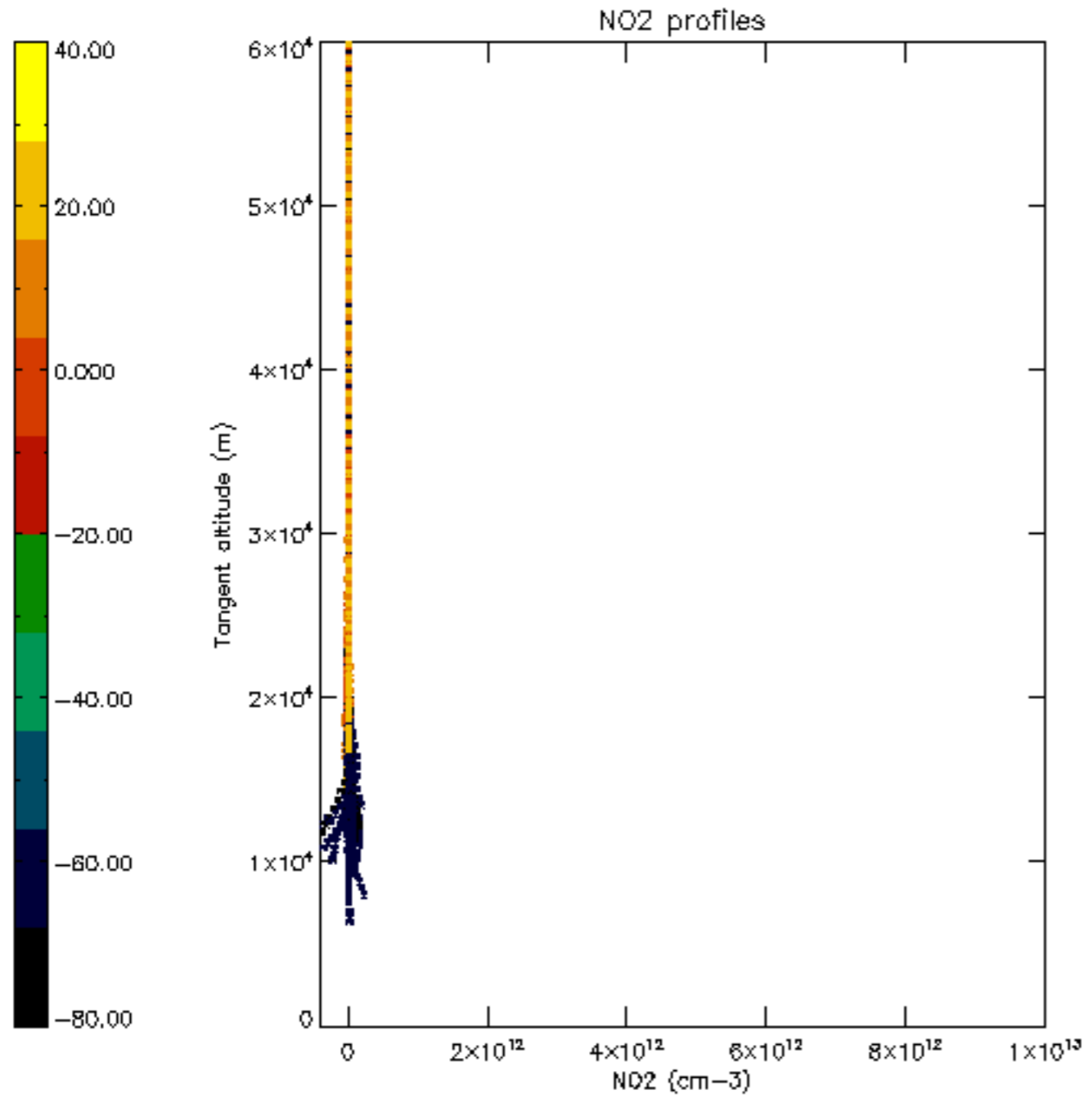


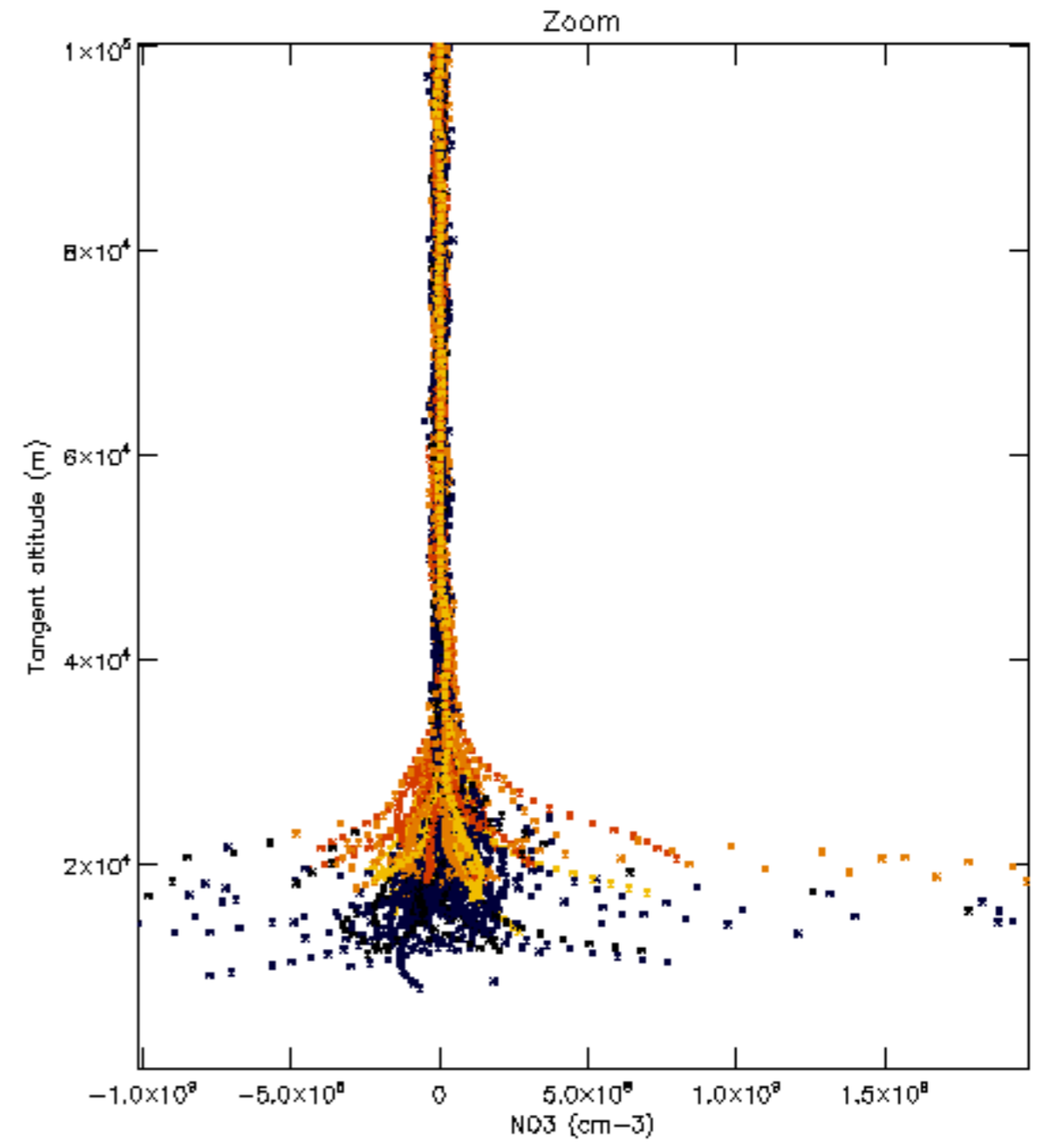
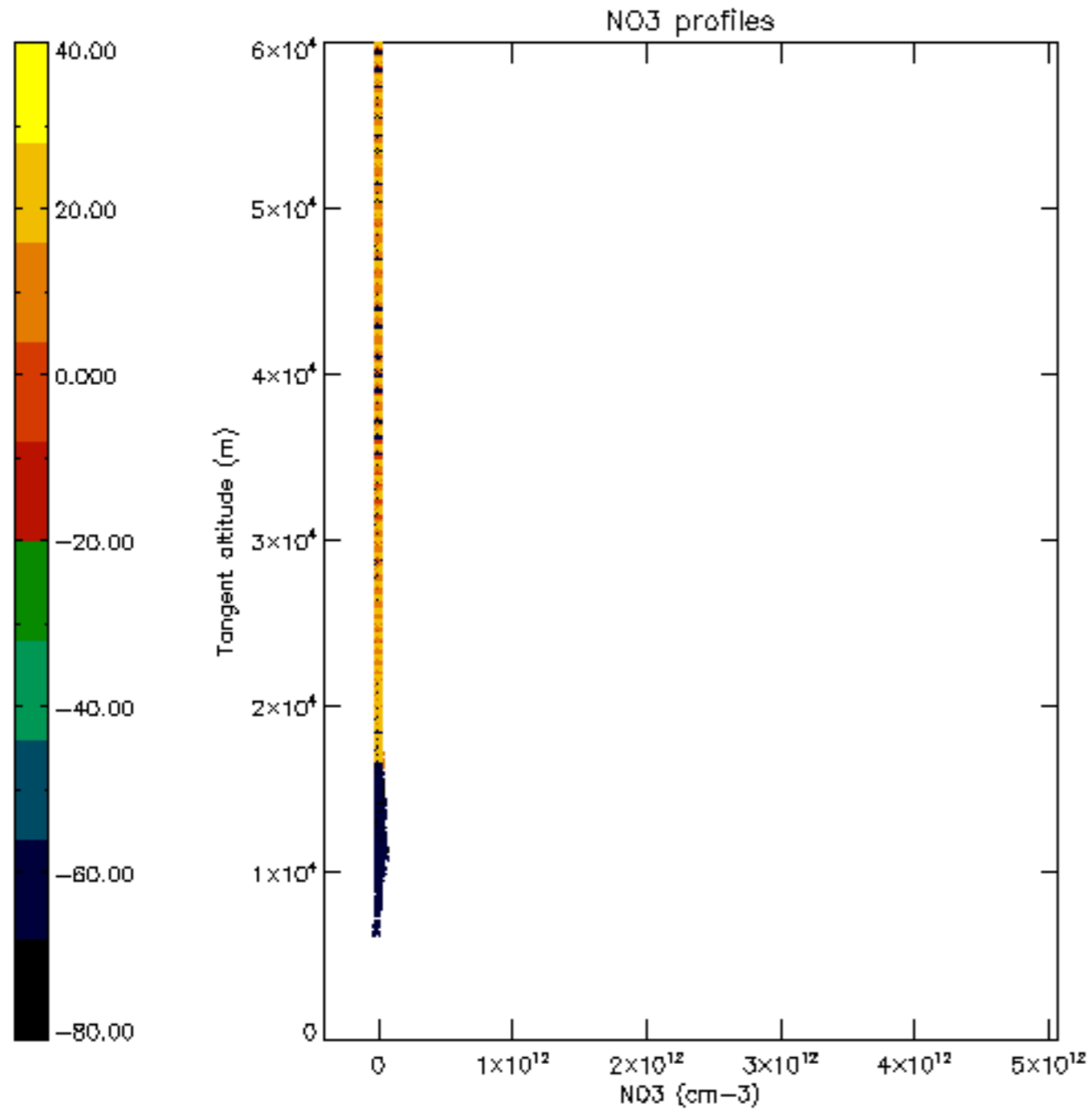


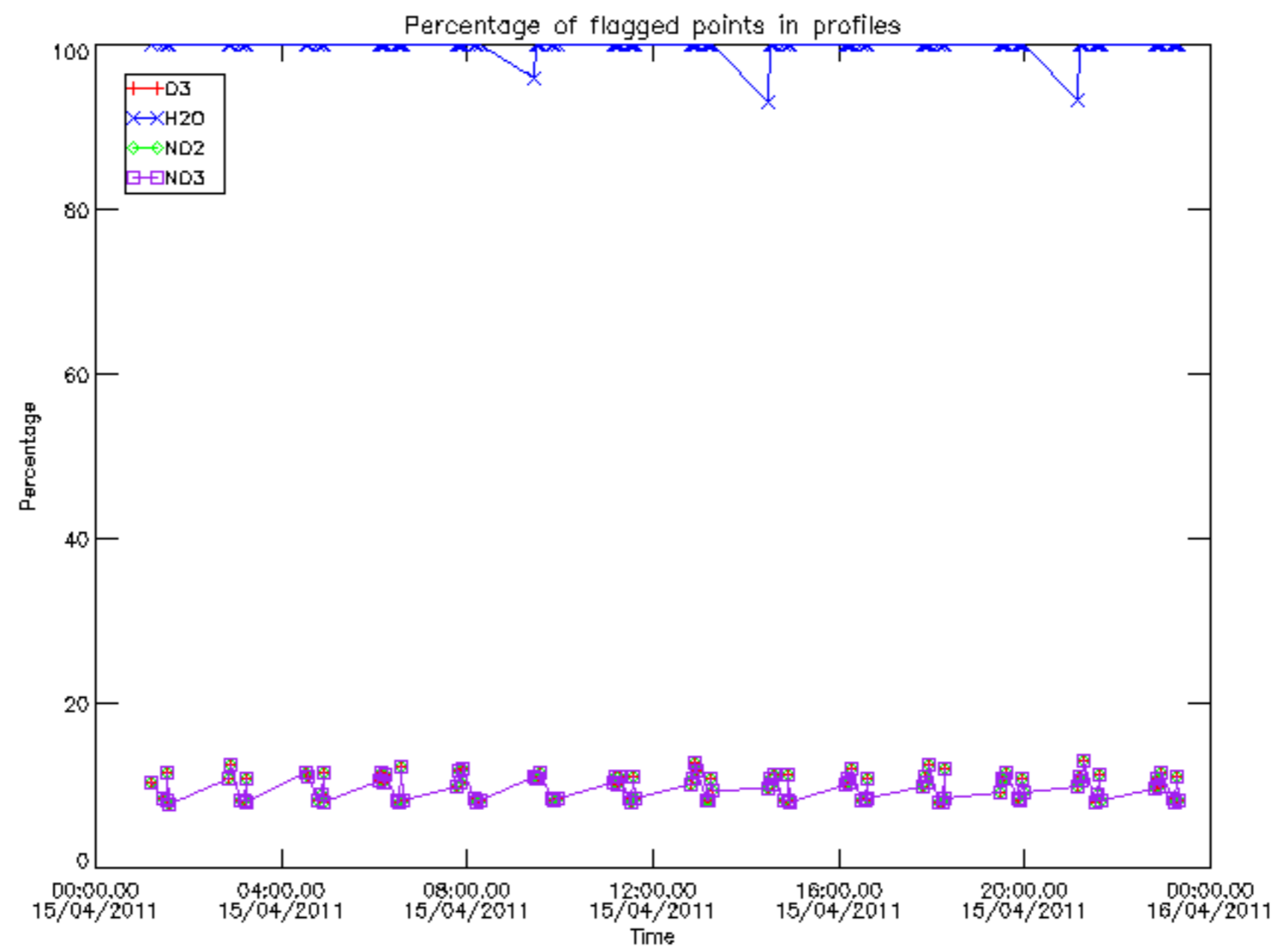




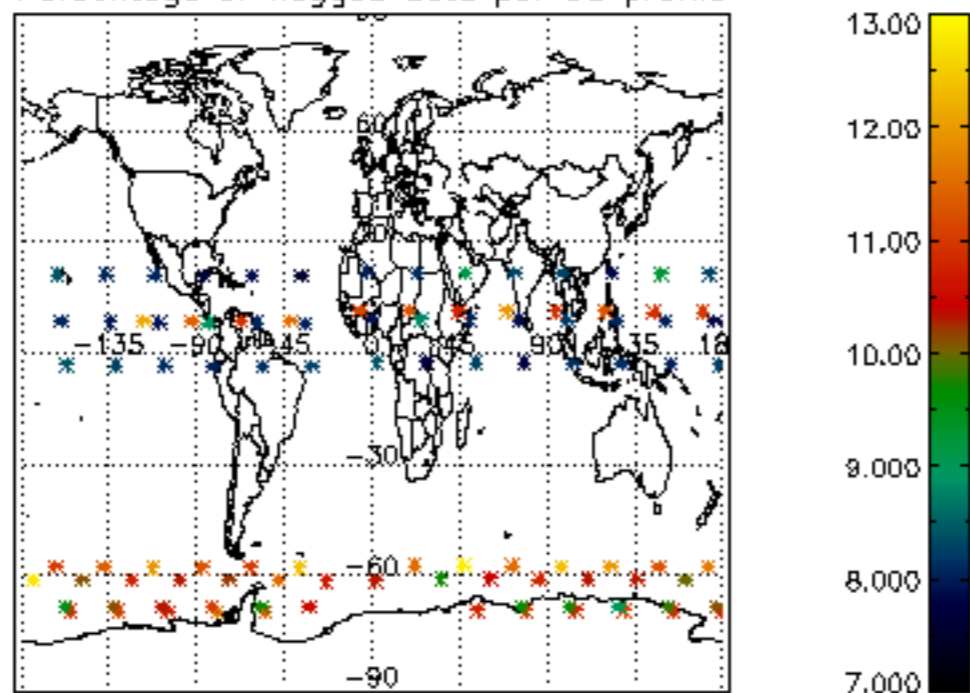




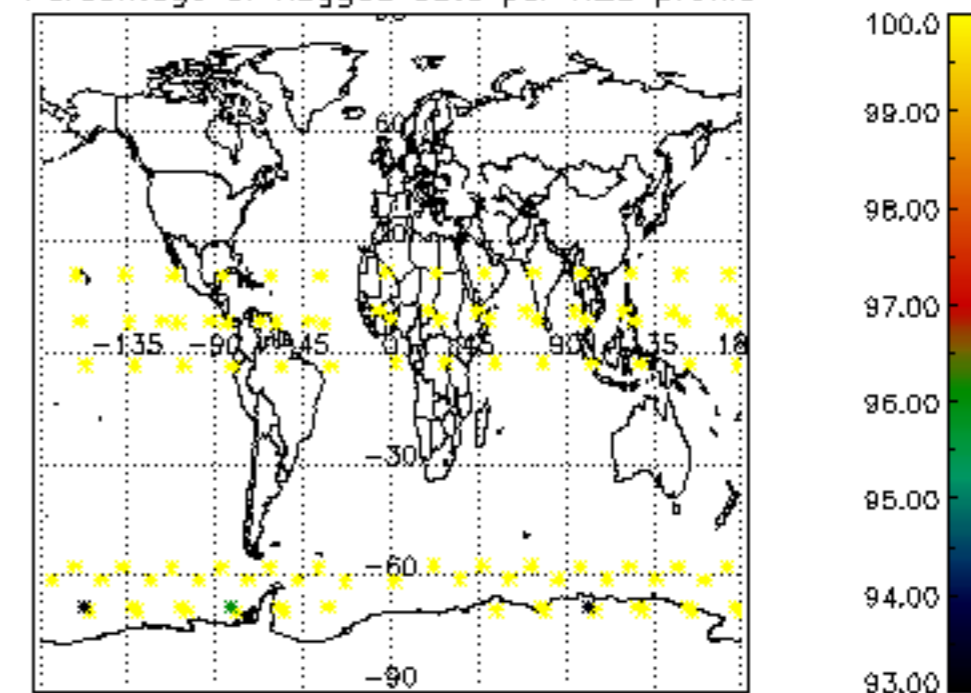




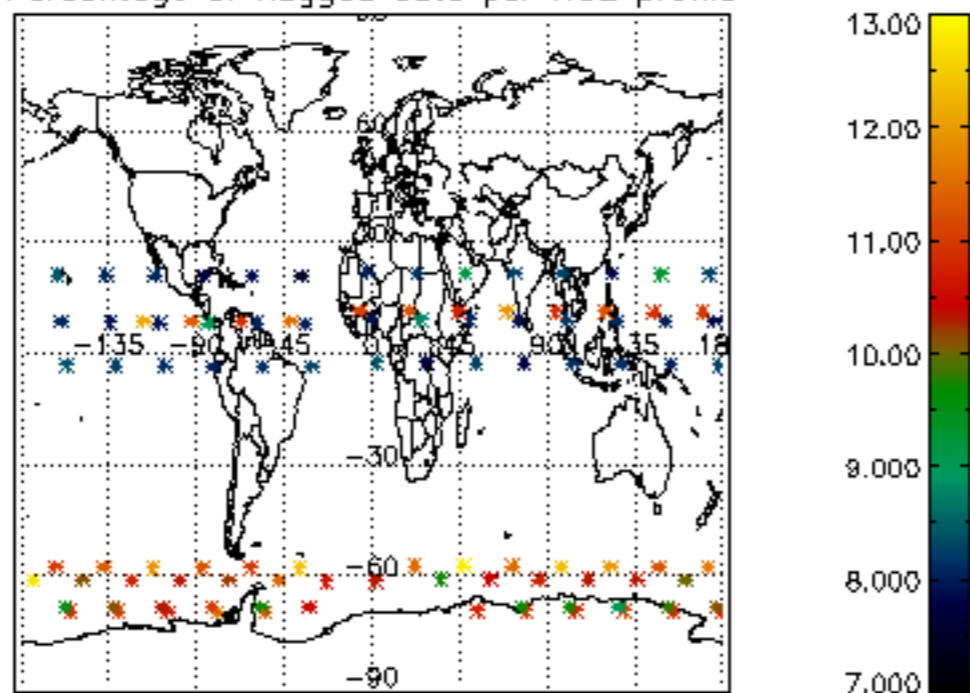
Percentage of flagged data per D3 profile



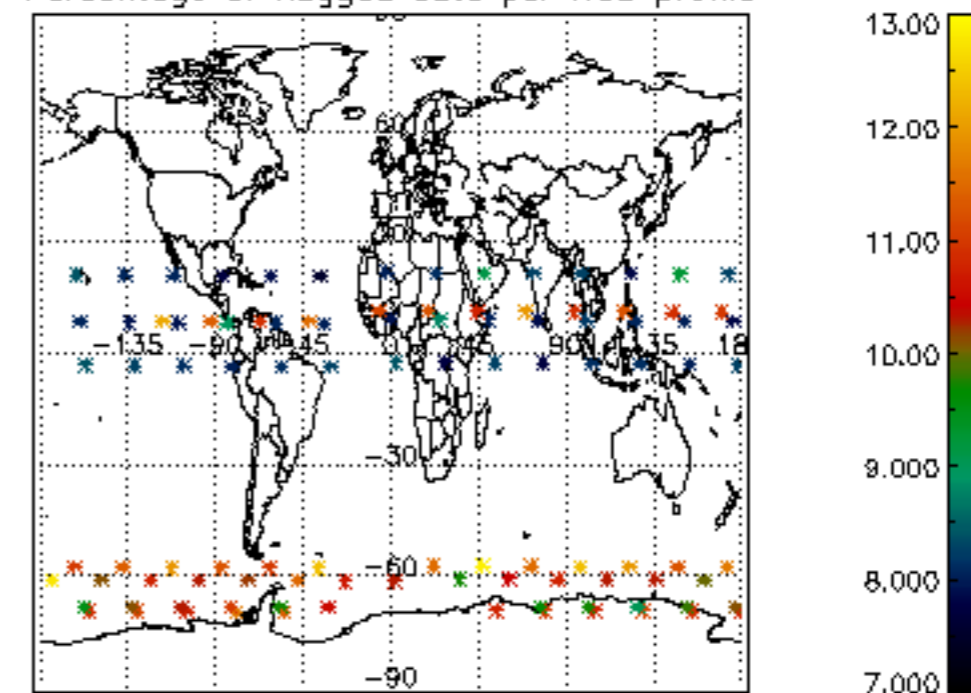
Percentage of flagged data per H2O profile

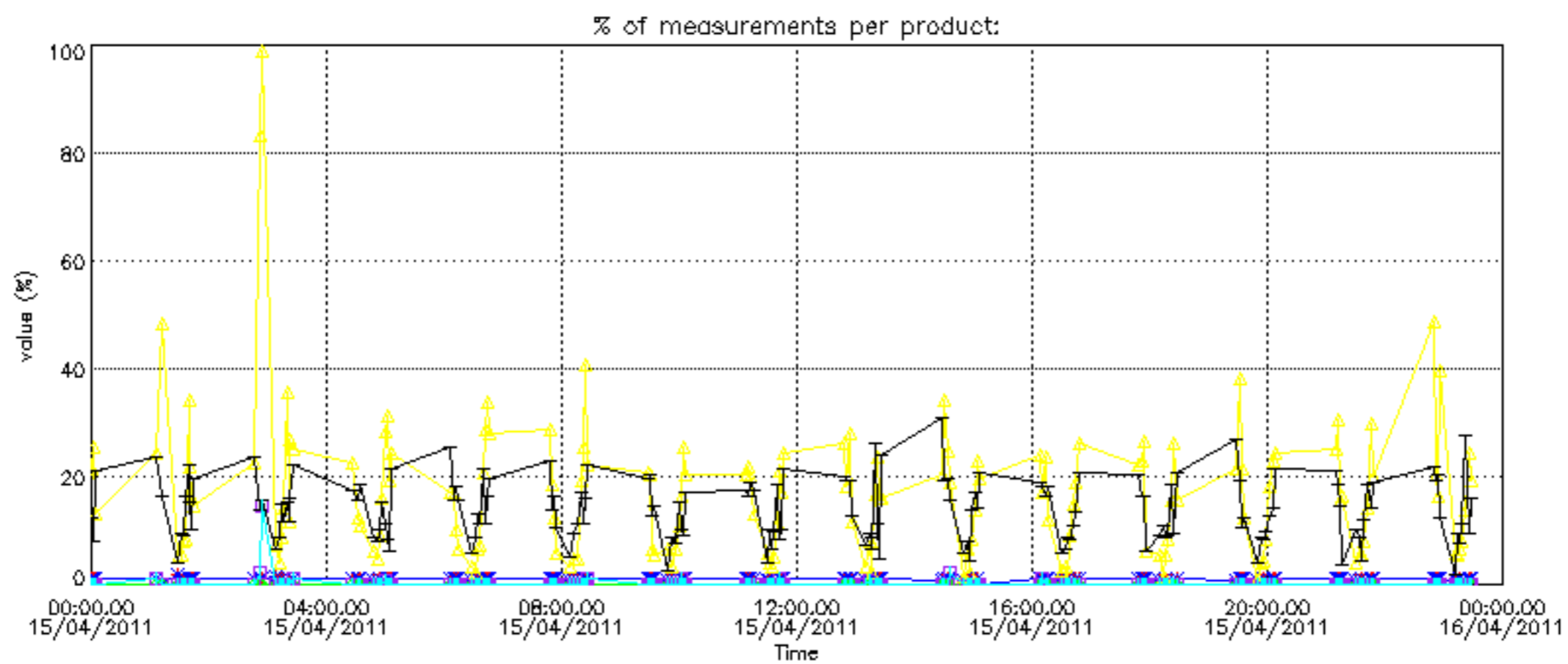


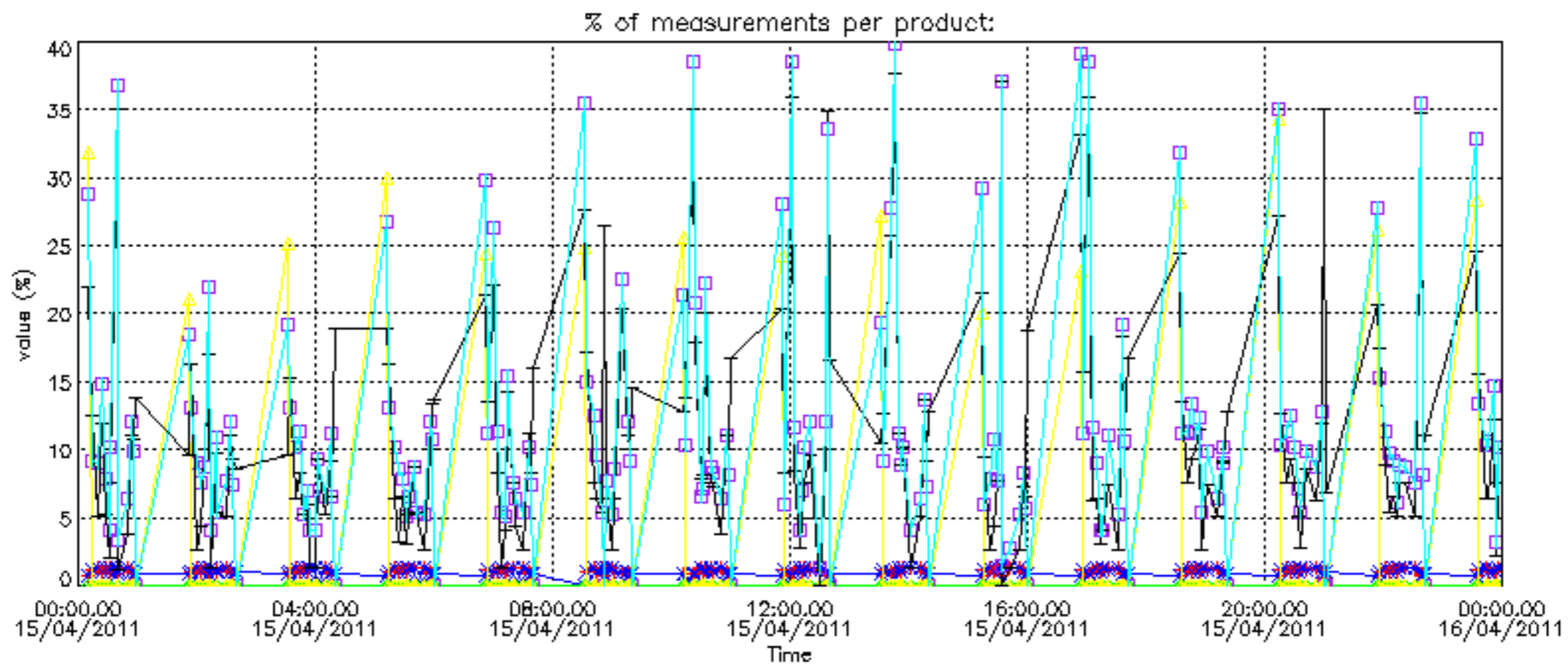
Percentage of flagged data per NO2 profile



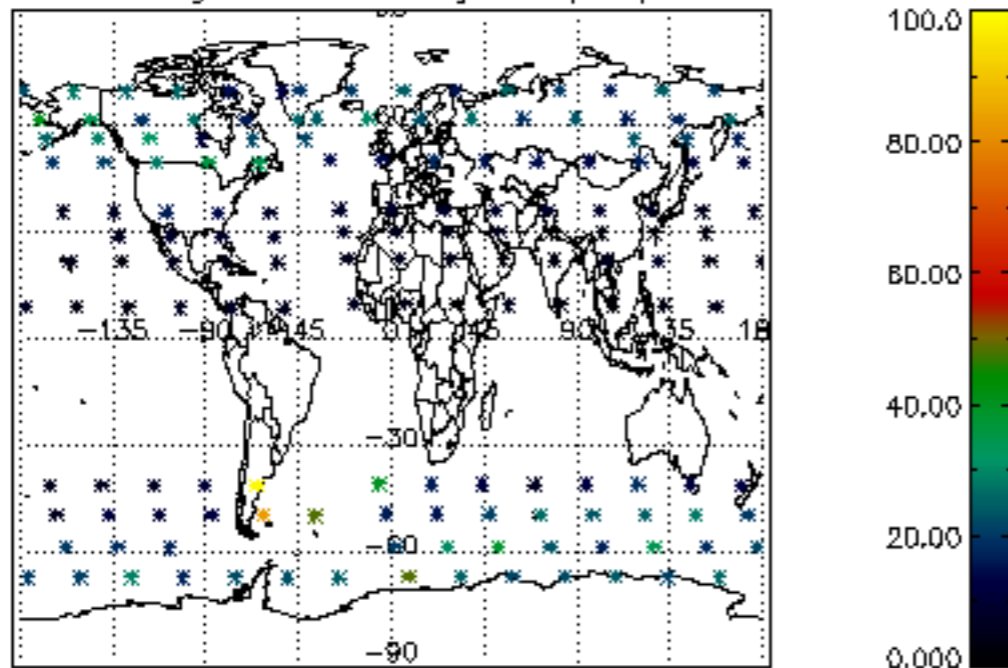
Percentage of flagged data per NO3 profile



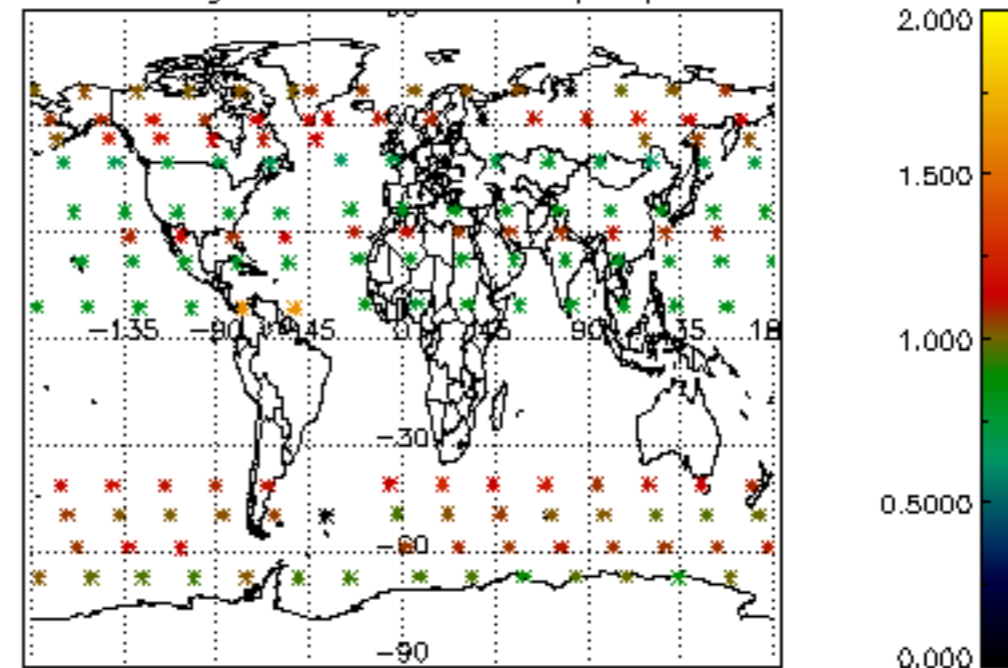




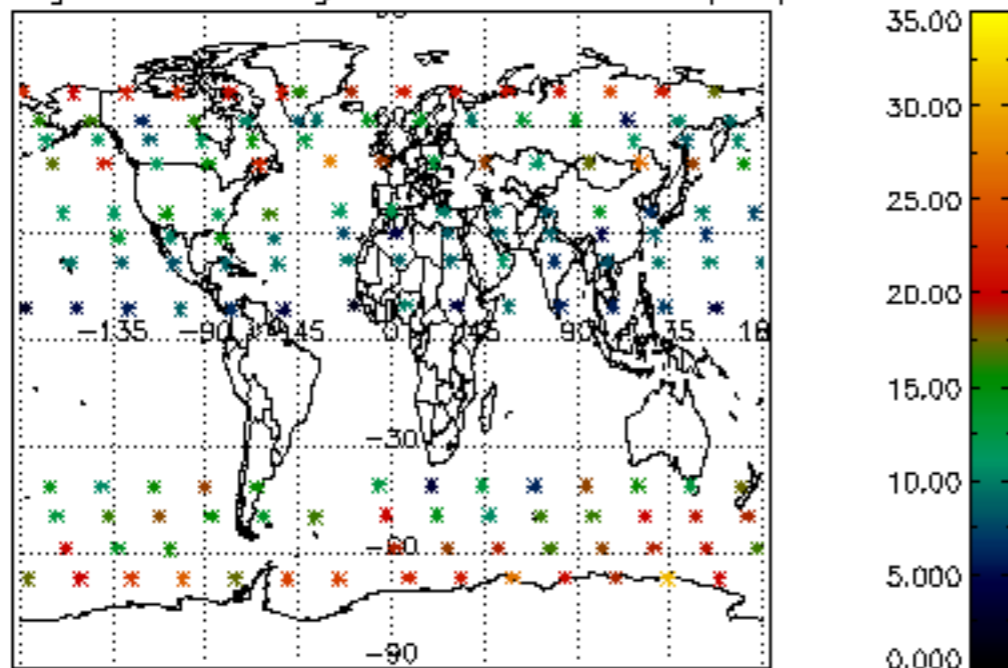
Percentage of cosmic ray hits per profile



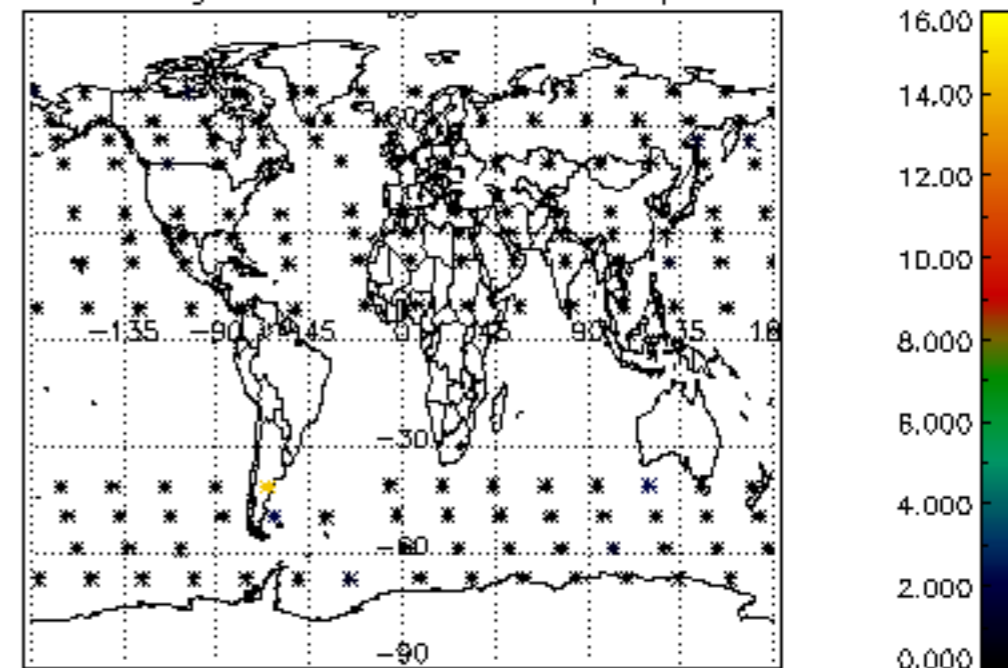
Percentage of datation errors per profile



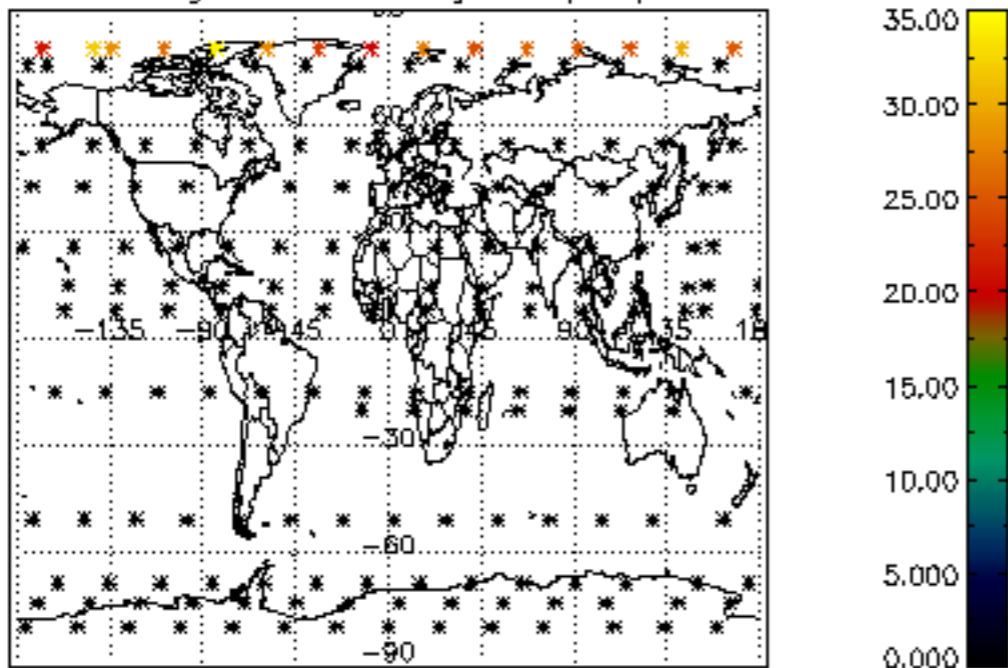
Percentage of star falling outside central band per profile



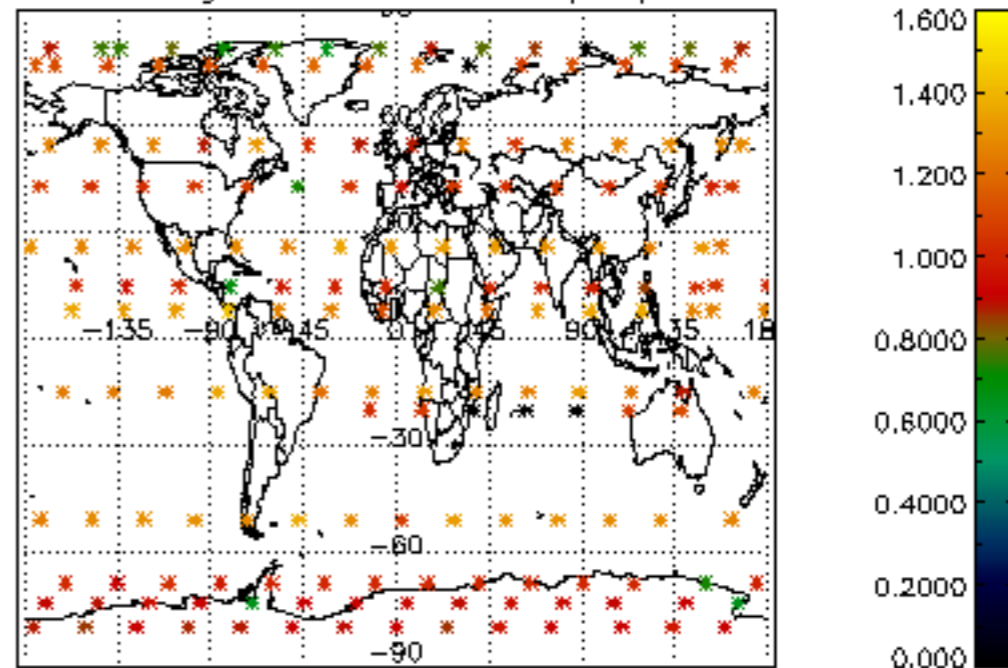
Percentage of saturation errors per profile



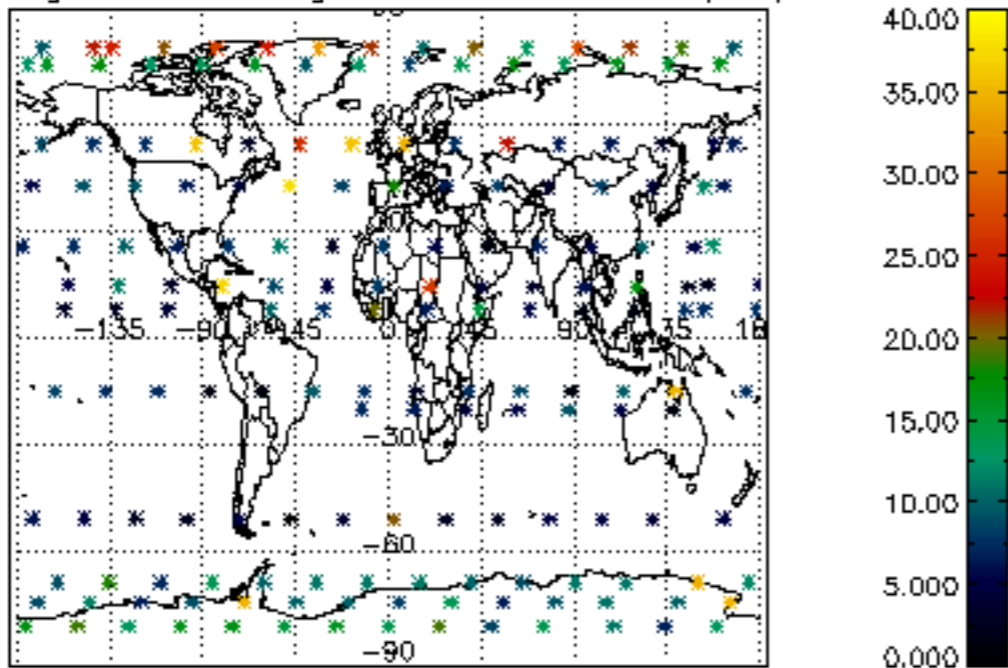
Percentage of cosmic ray hits per profile



Percentage of datation errors per profile



Percentage of star falling outside central band per profile



Percentage of saturation errors per profile

