

GOMOS Level 2 Daily Report

SUMMARY

[1. General Info](#)

[2. Summary of processed GOM_NL_2P products](#)

[3. Level 2 Quality information per product](#)

[3.1 Plot of level 2 quality information per product \(time dependant\)](#)

[3.2 Plot of level 2 quality information per product \(world map\)](#)

[4. Level 1 Quality information per product \(stored on level 2 products\)](#)

[4.1 Plot of level 1 quality information per product \(time dependant\)](#)

[4.1.1 Plot of level 1 quality information per product \(time dependant\): ASCENDING](#)

[4.1.2 Plot of level 1 quality information per product \(time dependant\): DESCENDING](#)

[4.2 Plot of level 1 quality information per product \(world map\)](#)

[4.2.1 Plot of level 1 quality information per product \(world map\): ASCENDING](#)

[4.2.2 Plot of level 1 quality information per product \(world map\): DESCENDING](#)

[5. Ozone profiles based on quality statistics and other trace gas profiles](#)

[5.1 Ozone statistics based on quality of products](#)

[5.2 Plot ozone profiles for all STD \(dark without errors\)](#)

[5.3 Plot ozone profiles where STD < 20% \(dark without errors\)](#)

[5.4. Plot ozone profiles where STD < 10% \(dark without errors\)](#)

[5.5. Plot ozone profiles where STD < 5% \(dark without errors\)](#)

[5.6 Plot NO2 profiles for all STD \(dark without errors\)](#)

[5.7 Plot NO3 profiles for all STD \(dark without errors\)](#)

[5.8 Plot H2O profiles \(only for occultations of stars 1,2,3,4,13,14,16,26,63 dark without errors\) for all STD](#)

[6. Auxiliary Data Files used for the production reported in section 2](#)

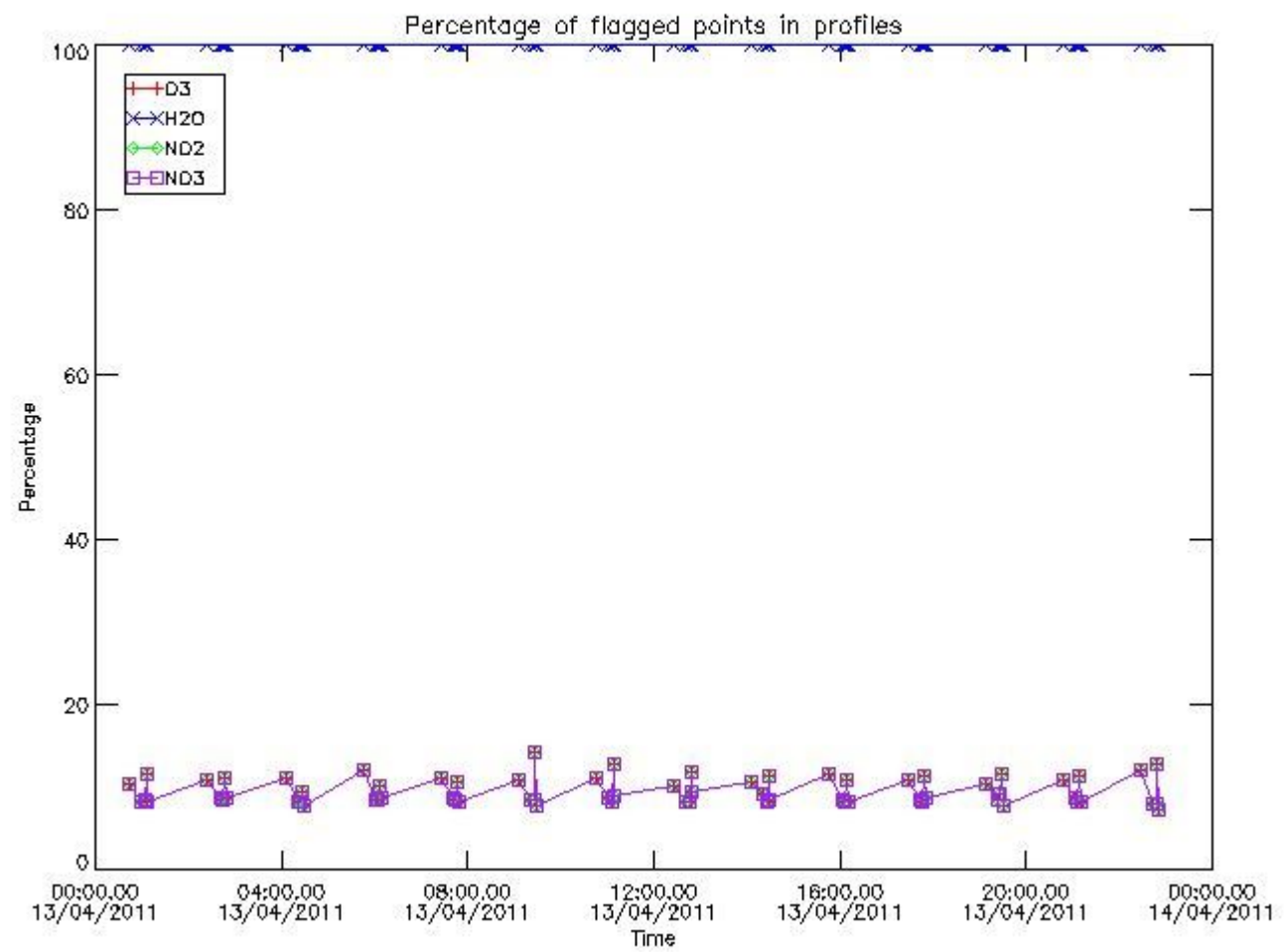
This report presents the daily analysis on parameters extracted from GOMOS level 2 data (GOM_NL__2P). It is intended to monitor some important parameters that will impact the quality of these products. A list of level 2 products (and content) that have arrived during the reporting day to the PCF is also given.

Item	Value
Time of report generation	24APR2013 12:20:59
Data source version	GOMOS/6.01
Start time of products	13-04-2011 (13APR2011 00:00:00)
Stop time of products	14-04-2011 (14APR2011 00:00:00)
Store outputs in DB	Yes
Nb of level 2 prods	330
Nb of prods with errors	0

2. Summary of processed GOM_NL__2P products.


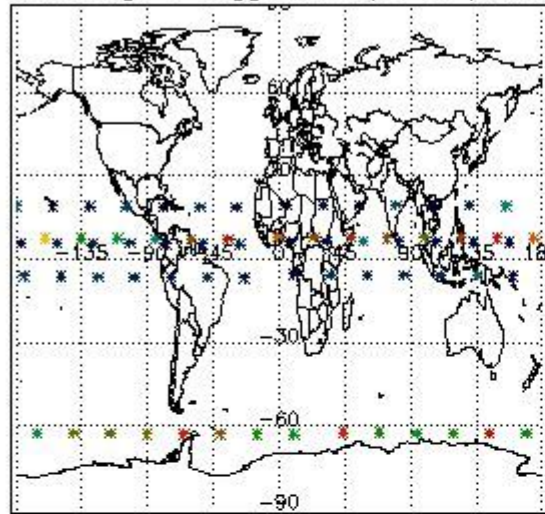
Nr	Filename	UTC Start time	Limb	Duration	Star Id	Star Name	Star Mag	Star Temp	Nb Meas	Orbit	Prod. error
1	GOM_NL__2PRFIN20110413_000119_000000453101_00246_47674_2400.N1	13-APR-2011 00:01:19	Bright	45.000	152	12Alp2CVn	2.8900	11000.	90	47674	No
2	GOM_NL__2PRFIN20110413_000615_000000393101_00246_47674_2401.N1	13-APR-2011 00:06:15	Bright	38.500	32	77Eps UMa	1.7630	11000.	77	47674	No
3	GOM_NL__2PRFIN20110413_001240_000000573101_00246_47674_2402.N1	13-APR-2011 00:12:40	Bright	57.000	60	7Bet UMi	2.0810	3950.0	114	47674	No
4	GOM_NL__2PRFIN20110413_001417_000000443101_00246_47674_2403.N1	13-APR-2011 00:14:17	Bright	44.000	119	14Eta Dra	2.7270	4700.0	88	47674	No
5	GOM_NL__2PRFIN20110413_002239_000000393101_00246_47674_2404.N1	13-APR-2011 00:22:39	Bright	39.000	89	5Alp Cep	2.4510	8000.0	78	47674	No
6	GOM_NL__2PRFIN20110413_002712_000000593101_00246_47674_2405.N1	13-APR-2011 00:27:12	Bright	59.000	144	18Del Cyg	2.8600	11000.	118	47674	No
7	GOM_NL__2PRFIN20110413_002937_000000523101_00246_47674_2406.N1	13-APR-2011 00:29:37	Bright	51.500	66	37Gam Cyg	2.2080	5900.0	103	47674	No
8	GOM_NL__2PRFIN20110413_003204_000000543101_00246_47674_2407.N1	13-APR-2011 00:32:04	Bright	53.500	92	53Eps Cyg	2.5000	4500.0	107	47674	No
9	GOM_NL__2PRFIN20110413_003918_000000513101_00246_47674_2408.N1	13-APR-2011 00:39:18	Twilight	50.500	61	8Eps Peg	2.1000	3900.0	101	47674	No
10	GOM_NL__2PRFIN20110413_004417_000000493101_00246_47674_2409.N1	13-APR-2011 00:44:17	Dark	48.500	154	22Bet Aqr	2.8990	5700.0	97	47674	No
11	GOM_NL__2PRFIN20110413_010006_000000623101_00247_47675_2434.N1	13-APR-2011 01:00:06	Dark	61.500	103	38Zet Sgr	2.6000	9700.0	123	47675	No
12	GOM_NL__2PRFIN20110413_010343_000000613101_00247_47675_2435.N1	13-APR-2011 01:03:43	Dark	60.500	38	20Eps Sgr	1.8360	11000.	121	47675	No
13	GOM_NL__2PRFIN20110413_010607_000000443101_00247_47675_2436.N1	13-APR-2011 01:06:07	Dark	44.000	141	Bet Ara	2.8400	4600.0	88	47675	No
14	GOM_NL__2PRFIN20110413_010744_000000623101_00247_47675_2437.N1	13-APR-2011 01:07:44	Dark	61.500	25	35Lam Sco	1.6200	28000.	123	47675	No
15	GOM_NL__2PRFIN20110413_011144_000000603101_00247_47675_2438.N1	13-APR-2011 01:11:44	Straylight	60.000	75	26Eps Sco	2.2910	4250.0	120	47675	No
16	GOM_NL__2PRFIN20110413_011359_000000443101_00247_47675_2439.N1	13-APR-2011 01:13:59	Straylight	44.000	78	Alp Lup	2.3040	28000.	88	47675	No
17	GOM_NL__2PRFIN20110413_011534_000000473101_00247_47675_2440.N1	13-APR-2011 01:15:34	Straylight	46.500	81	Eta Cen	2.3560	28000.	93	47675	No
18	GOM_NL__2PRFIN20110413_011759_000000513101_00247_47675_2441.N1	13-APR-2011 01:17:59	Straylight	50.500	54	5The Cen	2.0550	4500.0	101	47675	No
19	GOM_NL__2PRFIN20110413_012246_000000473101_00247_47675_2442.N1	13-APR-2011 01:22:46	Twilight	46.500	169	46Gam Hya	2.9910	4700.0	93	47675	No
20	GOM_NL__2PRFIN20110413_012422_000000423101_00247_47675_2443.N1	13-APR-2011 01:24:22	Bright	42.000	122	9Alp2Lib	2.7470	9700.0	84	47675	No
21	GOM_NL__2PRFIN20110413_012628_000000483101_00247_47675_2444.N1	13-APR-2011 01:26:28	Bright	47.500	15	67Alp Vir	0.97600	28000.	95	47675	No
22	GOM_NL__2PRFIN20110413_013323_000000403101_00247_47675_2445.N1	13-APR-2011 01:33:23	Bright	40.000	138	47Eps Vir	2.8280	4700.0	80	47675	No
23	GOM_NL__2PRFIN20110413_013657_000000473101_00247_47675_2446.N1	13-APR-2011 01:36:57	Bright	47.000	111	8Eta Boo	2.6800	6000.0	94	47675	No
24	GOM_NL__2PRFIN20110413_014132_000000403101_00247_47675_2447.N1	13-APR-2011 01:41:32	Bright	40.000	152	12Alp2CVn	2.8900	11000.	80	47675	No
25	GOM_NL__2PRFIN20110413_014629_000000563101_00247_47675_2448.N1	13-APR-2011 01:46:29	Bright	56.000	32	77Eps UMa	1.7630	11000.	112	47675	No
26	GOM_NL__2PRFIN20110413_015253_000000383101_00247_47675_2449.N1	13-APR-2011 01:52:53	Bright	38.000	60	7Bet UMi	2.0810	3950.0	76	47675	No
27	GOM_NL__2PRFIN20110413_015430_000000453101_00247_47675_2450.N1	13-APR-2011 01:54:30	Bright	45.000	119	14Eta Dra	2.7270	4700.0	90	47675	No
28	GOM_NL__2PRFIN20110413_020253_000000403101_00247_47675_2451.N1	13-APR-2011 02:02:53	Bright	39.500	89	5Alp Cep	2.4510	8000.0	79	47675	No
29	GOM_NL__2PRFIN20110413_020725_000000623101_00247_47675_2452.N1	13-APR-2011 02:07:25	Bright	61.500	144	18Del Cyg	2.8600	11000.	123	47675	No
30	GOM_NL__2PRFIN20110413_020951_000000533101_00247_47675_2453.N1	13-APR-2011 02:09:51	Bright	53.000	66	37Gam Cyg	2.2080	5900.0	106	47675	No
31	GOM_NL__2PRFIN20110413_021218_000000533101_00247_47675_2454.N1	13-APR-2011 02:12:18	Bright	53.000	92	53Eps Cyg	2.5000	4500.0	106	47675	No
32	GOM_NL__2PRFIN20110413_021932_000000503101_00247_47675_2455.N1	13-APR-2011 02:19:32	Twilight	49.500	61	8Eps Peg	2.1000	3900.0	99	47675	No
33	GOM_NL__2PRFIN20110413_022431_000000483101_00247_47675_2456.N1	13-APR-2011 02:24:31	Dark	47.500	154	22Bet Aqr	2.8990	5700.0	95	47675	No
34	GOM_NL__2PRFIN20110413_024022_000000603101_00248_47676_2461.N1	13-APR-2011 02:40:22	Dark	59.500	103	38Zet Sgr	2.6000	9700.0	119	47676	No
35	GOM_NL__2PRFIN20110413_024358_000000613101_00248_47676_2462.N1	13-APR-2011 02:43:58	Dark	61.000	38	20Eps Sgr	1.8360	11000.	122	47676	No
36	GOM_NL__2PRFIN20110413_024622_000000463101_00248_47676_2463.N1	13-APR-2011 02:46:22	Dark	45.500	141	Bet Ara	2.8400	4600.0	91	47676	No
37	GOM_NL__2PRFIN20110413_024759_000000603101_00248_47676_2464.N1	13-APR-2011 02:47:59	Dark	59.500	25	35Lam Sco	1.6200	28000.	119	47676	No
38	GOM_NL__2PRFIN20110413_025159_000000613101_00248_47676_2465.N1	13-APR-2011 02:51:59	Straylight	61.000	75	26Eps Sco	2.2910	4250.0	122	47676	No
39	GOM_NL__2PRFIN20110413_025413_000000453101_00248_47676_2466.N1	13-APR-2011 02:54:13	Straylight	44.500	78	Alp Lup	2.3040	28000.	89	47676	No
40	GOM_NL__2PRFIN20110413_025549_000000443101_00248_47676_2467.N1	13-APR-2011 02:55:49	Straylight	44.000	81	Eta Cen	2.3560	28000.	88	47676	No
41	GOM_NL__2PRFIN20110413_025813_000000503101_00248_47676_2468.N1	13-APR-2011 02:58:13	Straylight	49.500	54	5The Cen	2.0550	4500.0	99	47676	No
42	GOM_NL__2PRFIN20110413_030301_000000443101_00248_47676_2469.N1	13-APR-2011 03:03:01	Twilight	44.000	169	46Gam Hya	2.9910	4700.0	88	47676	No

3.1 Plot quality information per product (time dependant)

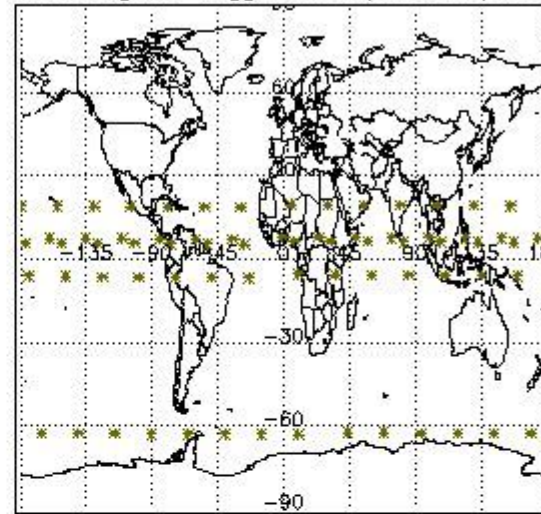


3.2 Plot quality information per product (world map)

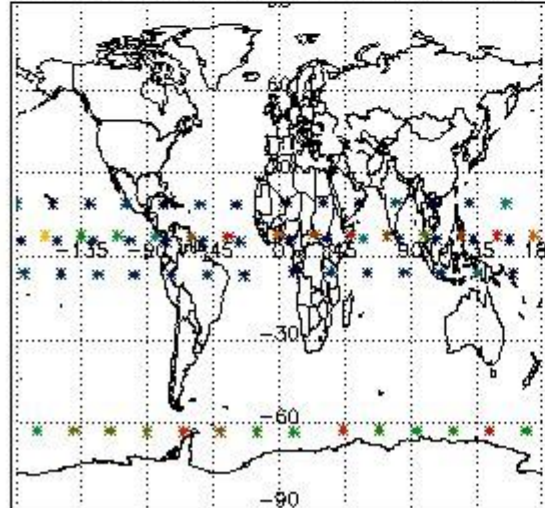
Percentage of flagged data per O3 profile



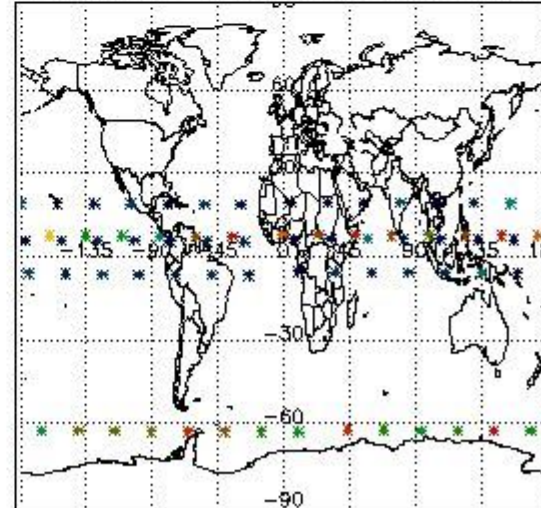
Percentage of flagged data per H2O profile



Percentage of flagged data per NO2 profile



Percentage of flagged data per NO3 profile

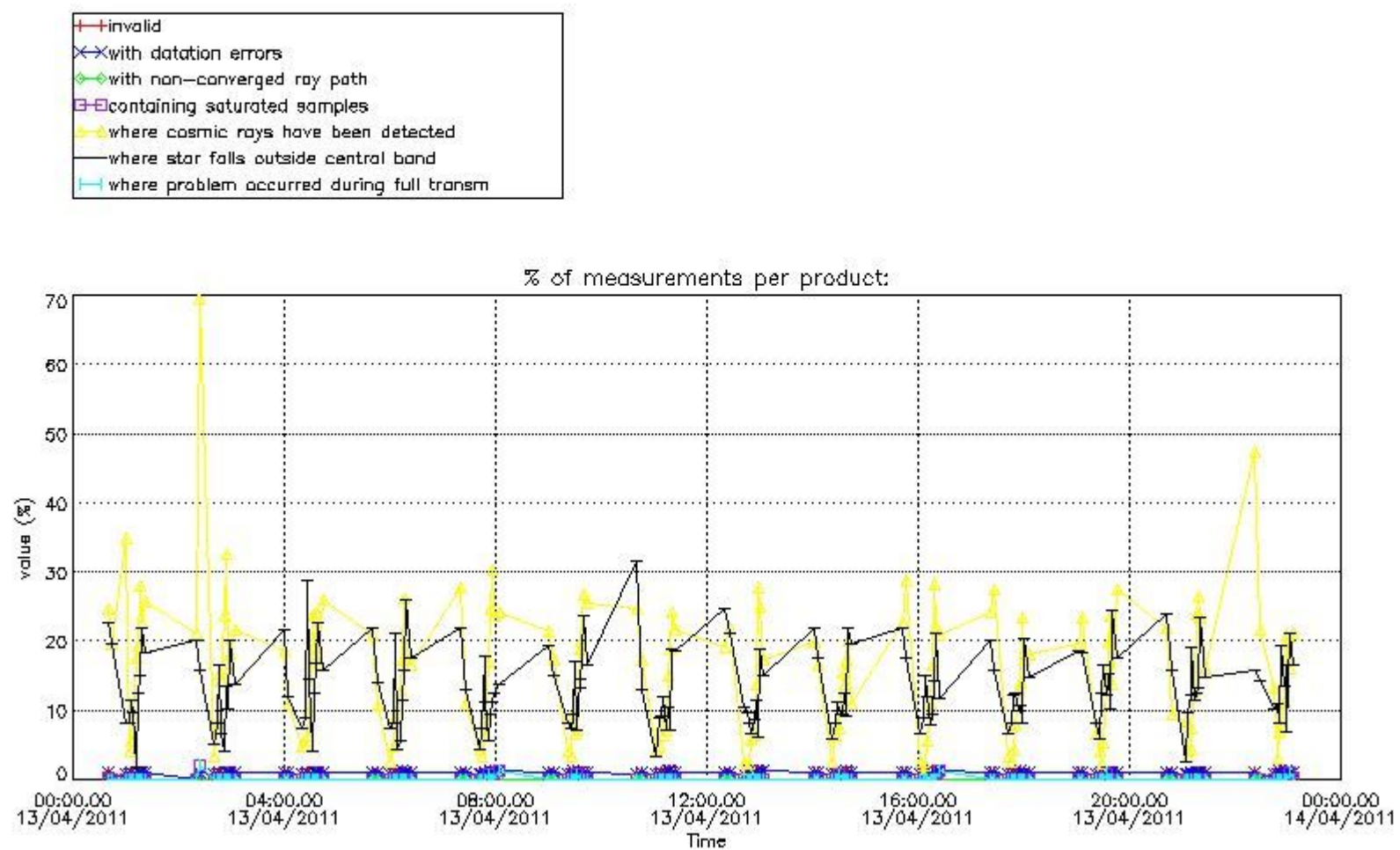


4. Level 1 quality information per product

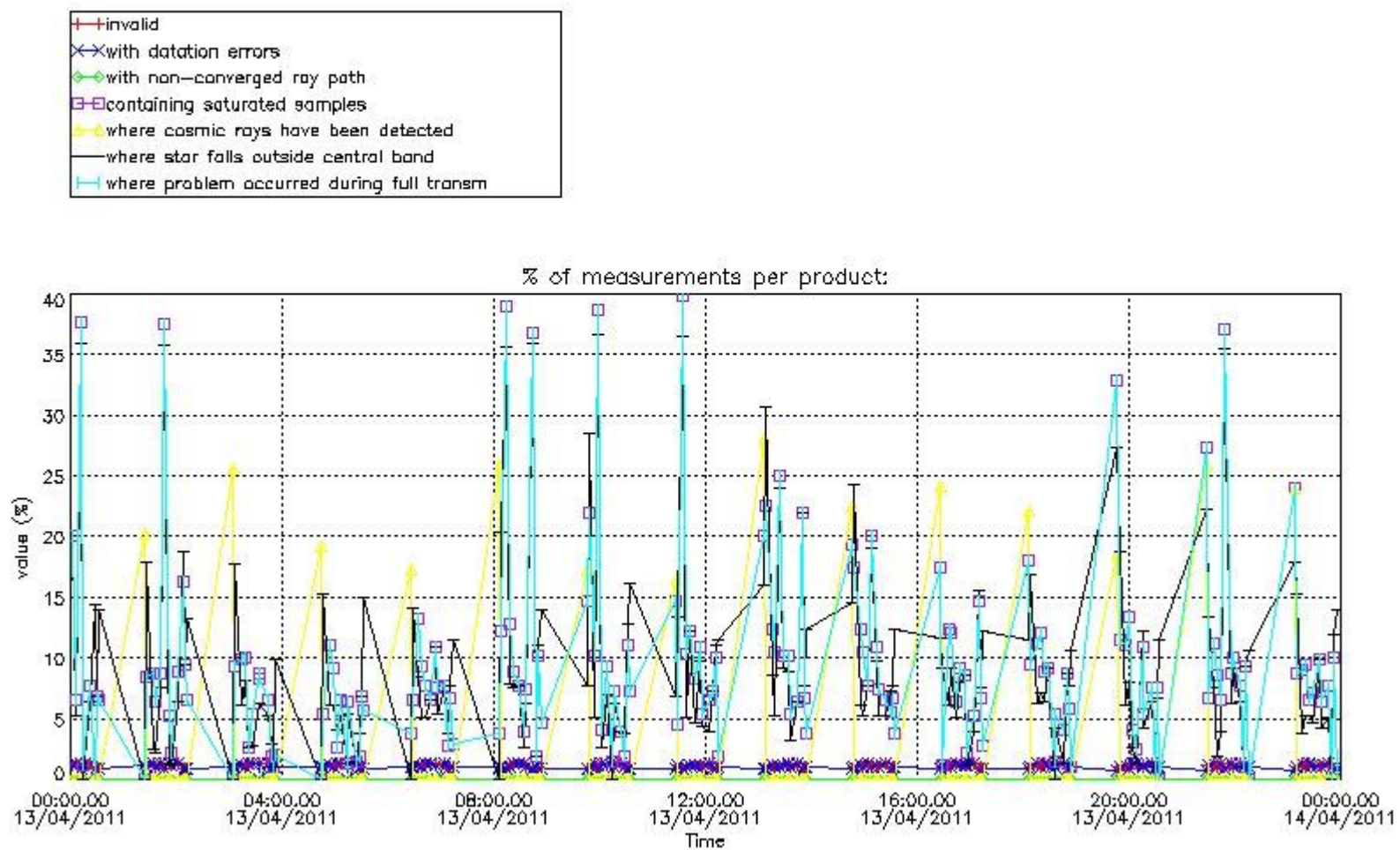
In this section it is plotted some information contained in the Quality Summary data set of the level 2 products that comes from the level 1b processing. Products without errors (error flag in the MPH set to "0") are used.

4.1 Plot quality information per product (time dependant) coming from level 1b processing

4.1.1 Plot level 1 quality information per product (time dependant): ENVISAT ASCENDING passes

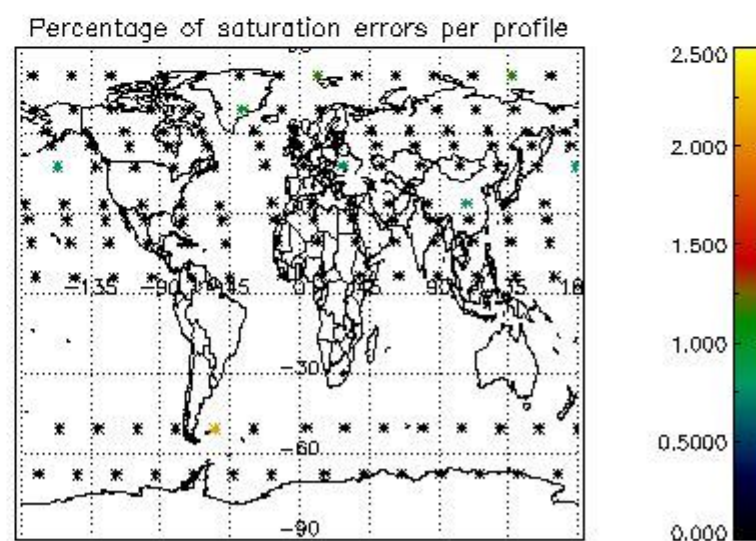
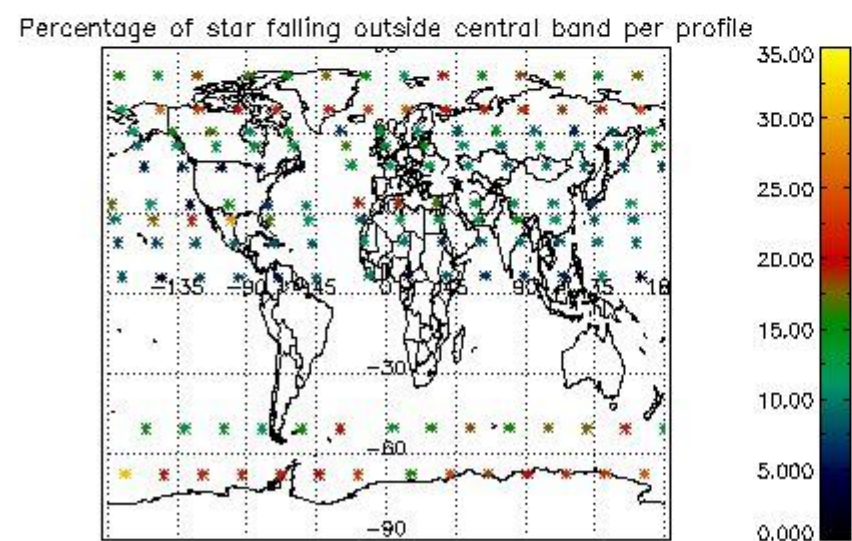
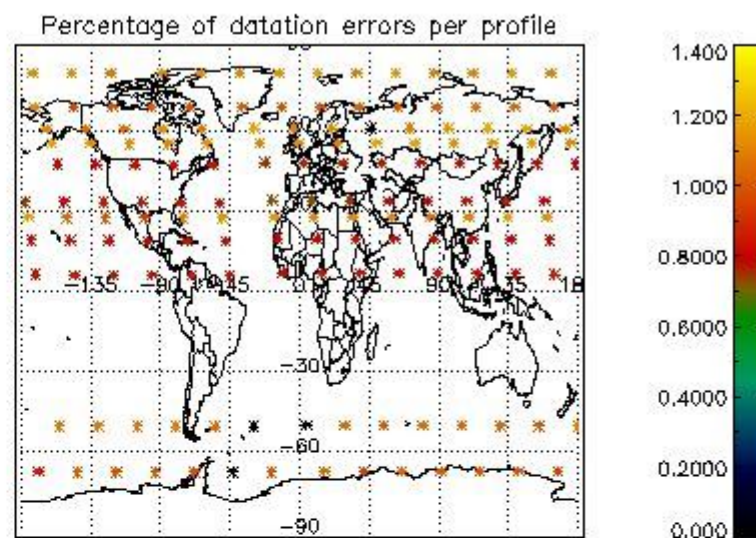
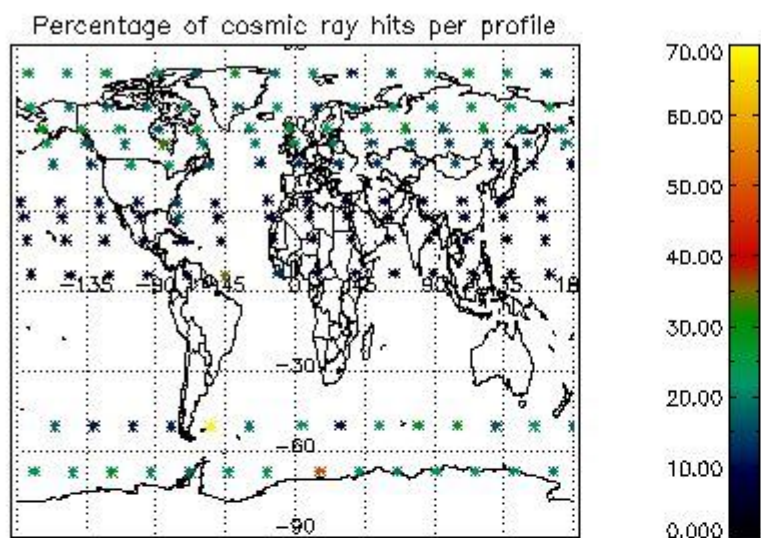


4.1.2 Plot level 1 quality information per product (time dependant): ENVI SAT DESCENDING passes

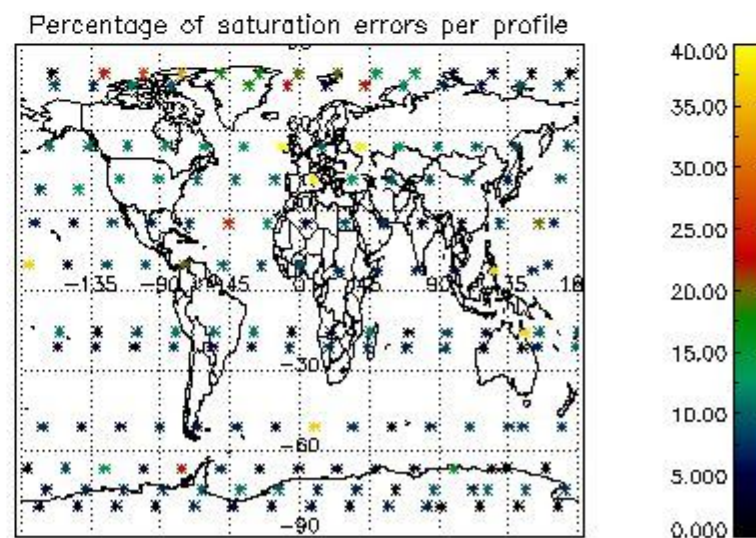
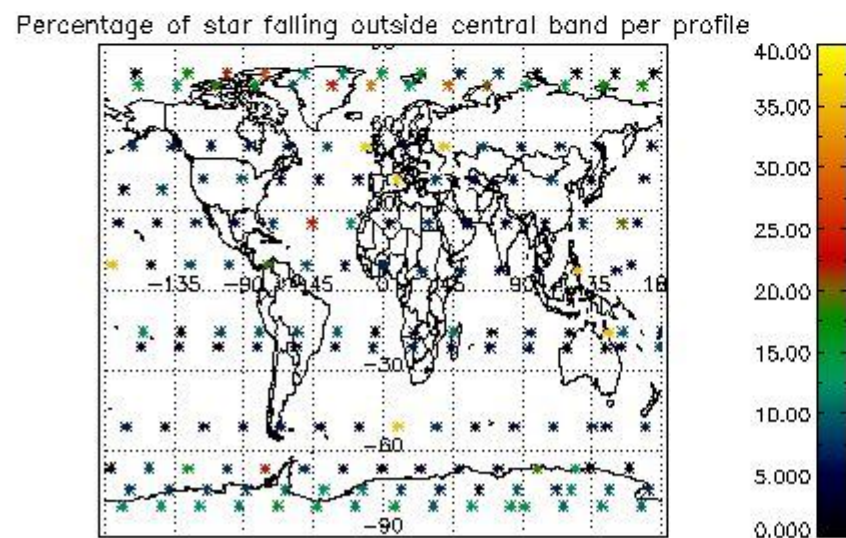
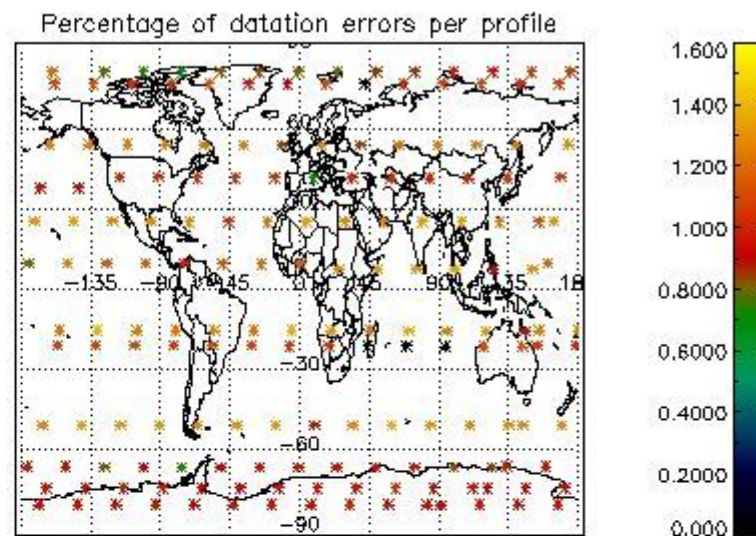
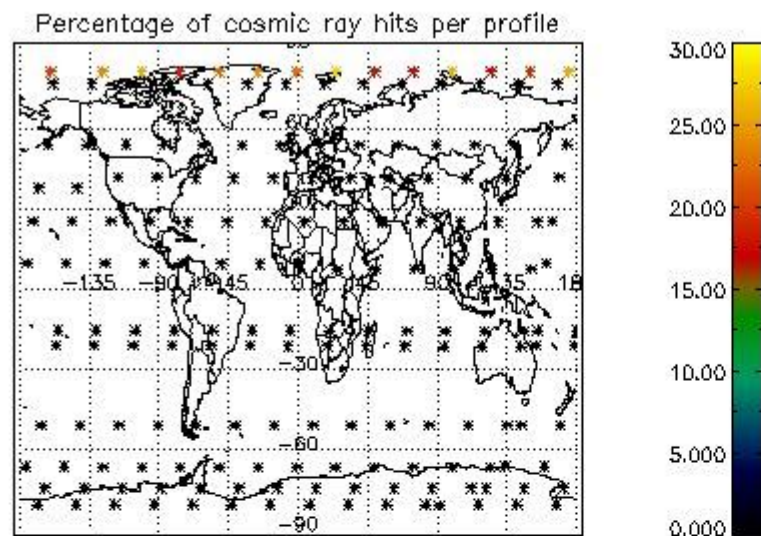


4.2 Plot quality information per product coming from level 1b processing (world map)

4.2.1 Plot level 1 quality information per product (world map): ENVISAT ASCENDING passes



4.2.2 Plot level 1 quality information per product (world map): ENVISAT DESCENDING passes



5. Trace gas profiles

5.1 Ozone statistics based on quality of products

The final quality of the products can be "measured" using the STD (Standard Deviation) attached to every point profile. This information is written to the parameter GOM_NL__2P/NL_LOCAL_SPECIES_DENSITY/o3_std of the level 2 products. The table below shows the statistics for given STD ranges.

The statistics are given with respect to the overall valid production:

- Products without fatal errors: GOM_NL__2P/MPH/PRODUCT_ERR=0
- Valid point profile: GOM_NL__2P/NL_LOCAL_SPECIES_DENSITY/pcd(0)=0

The 'Criteria' is applied to valid points of dark limb products:

- Products in dark limb illumination condition: GOM_NL__2P/NL_SUMMARY_QUALITY/obs_ill_cond=0
- Products without fatal errors: GOM_NL__2P/MPH/PRODUCT_ERR=0
- Valid point profile: GOM_NL__2P/NL_LOCAL_SPECIES_DENSITY/pcd(0)=0

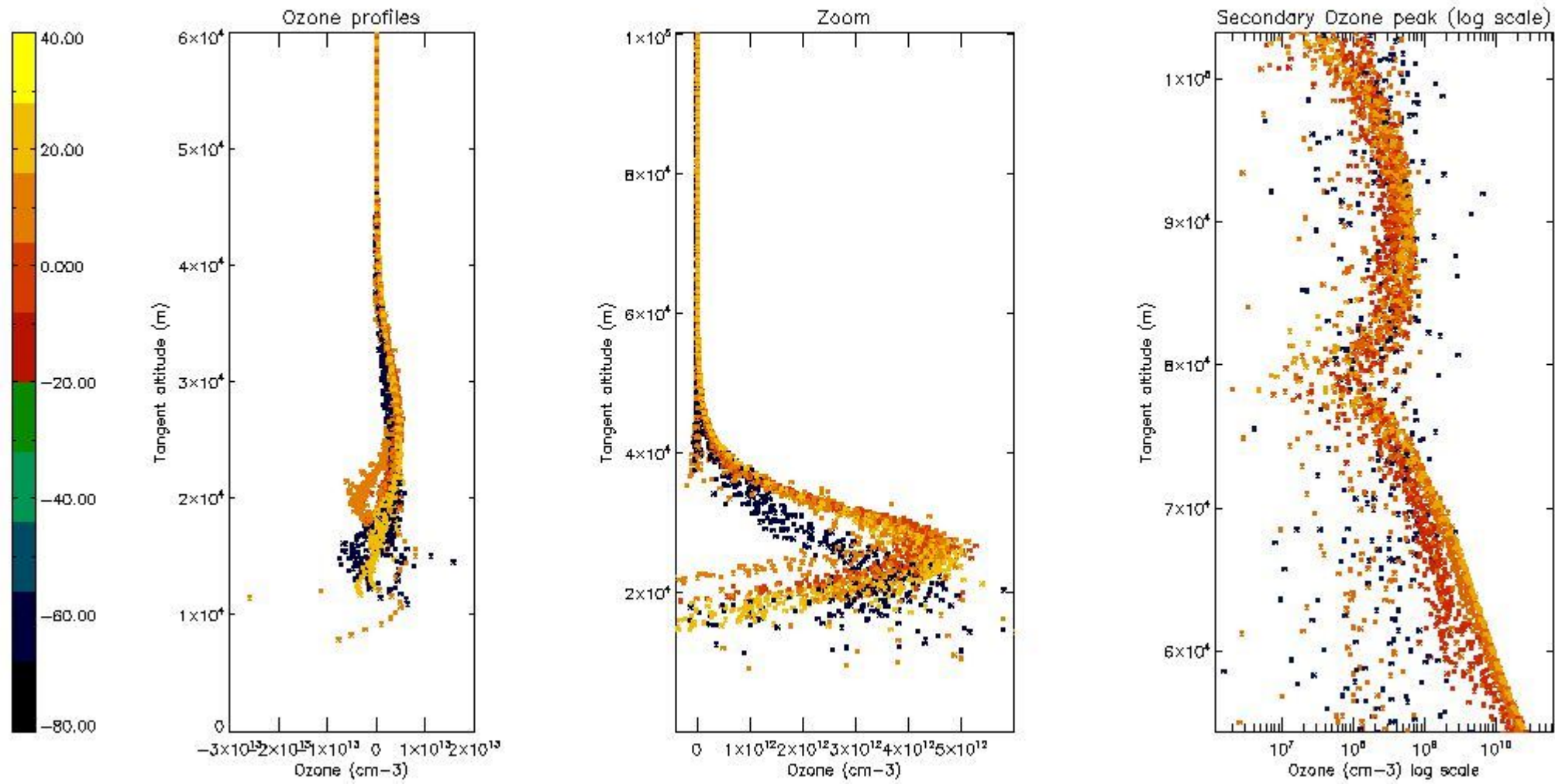
So, the table below shows the percentage of dark limb and valid observations for each criteria with respect to the overall valid daily observations.

Criteria	% of total production
All STD	24
STD < 20	12

STD < 10	9
STD < 5	6

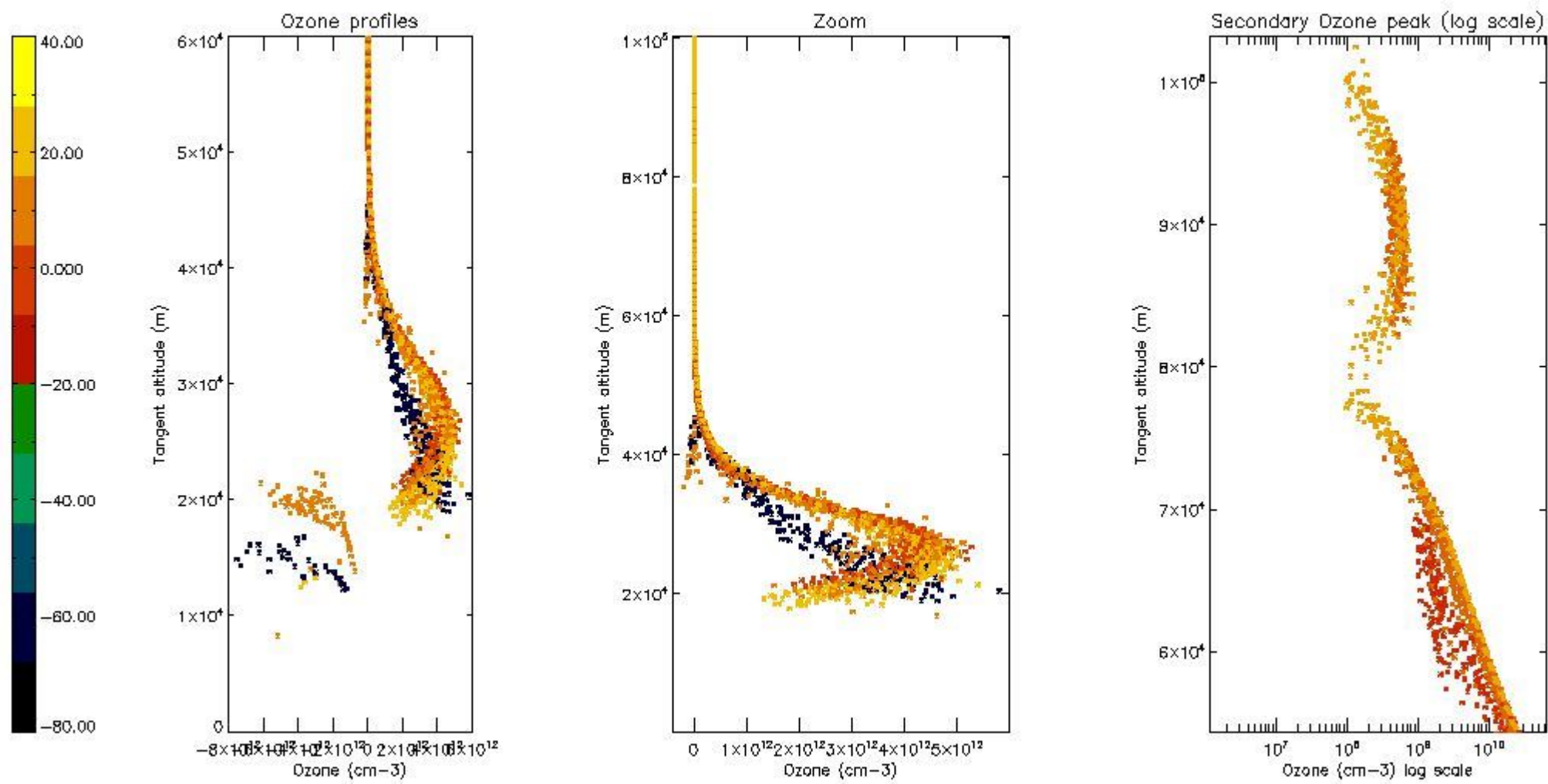
5.2 Plot ozone profiles for all STD (dark without errors)

The colorbar represents the latitude.



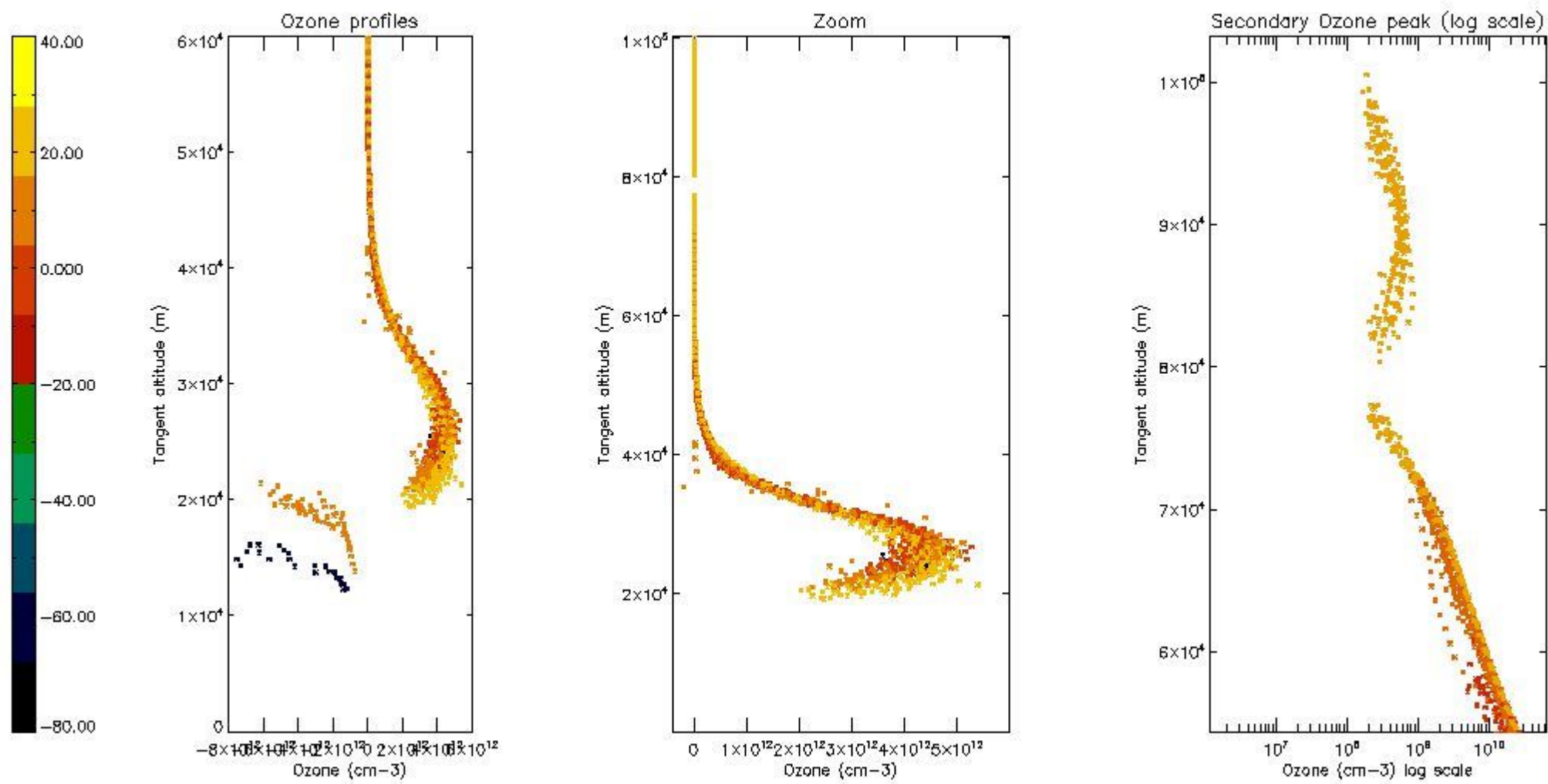
5.3 Plot ozone profiles where STD < 20% (dark without errors)

The colorbar represents the latitude.



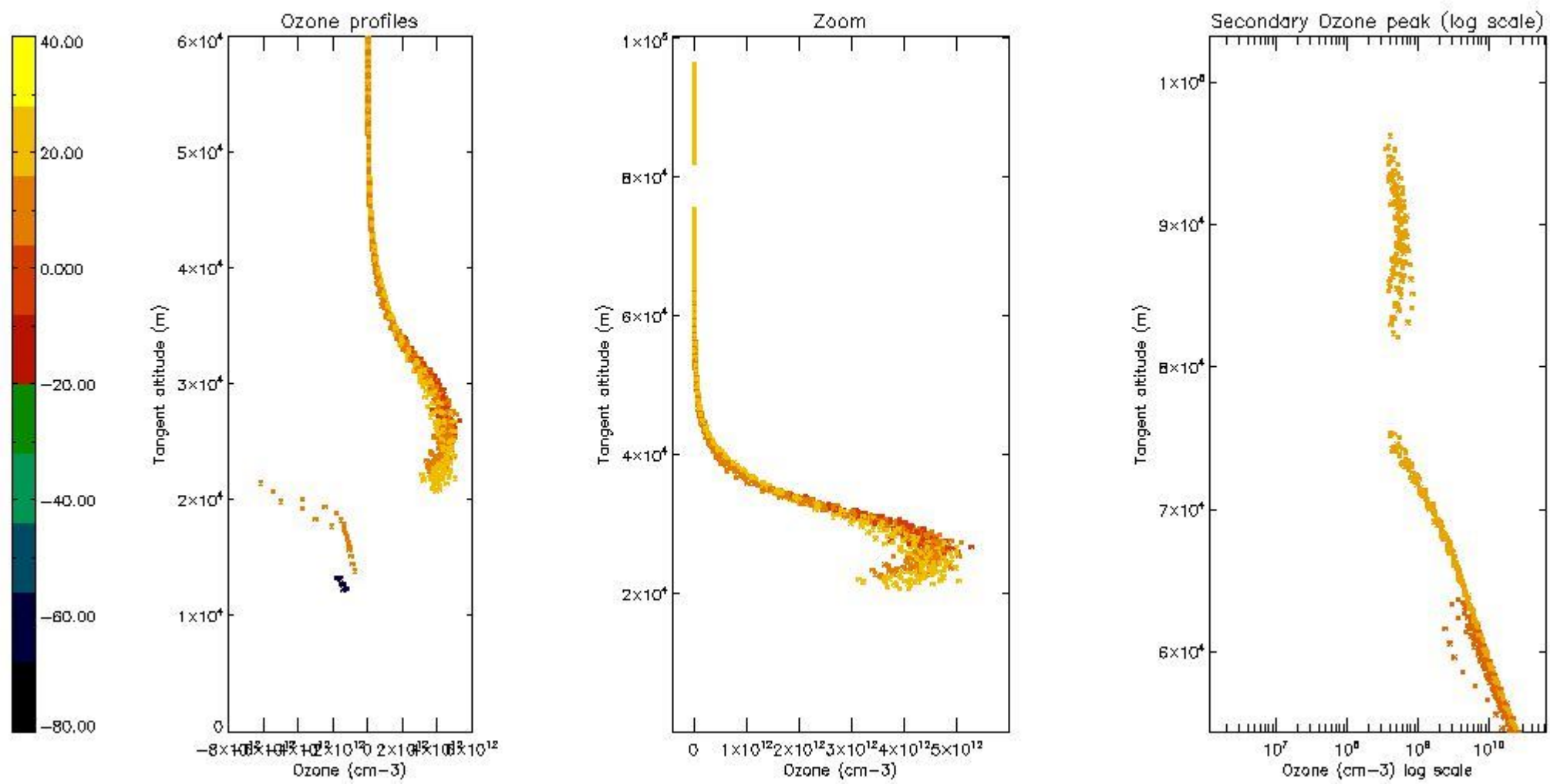
5.4 Plot ozone profiles where STD < 10% (dark without errors)

The colorbar represents the latitude.



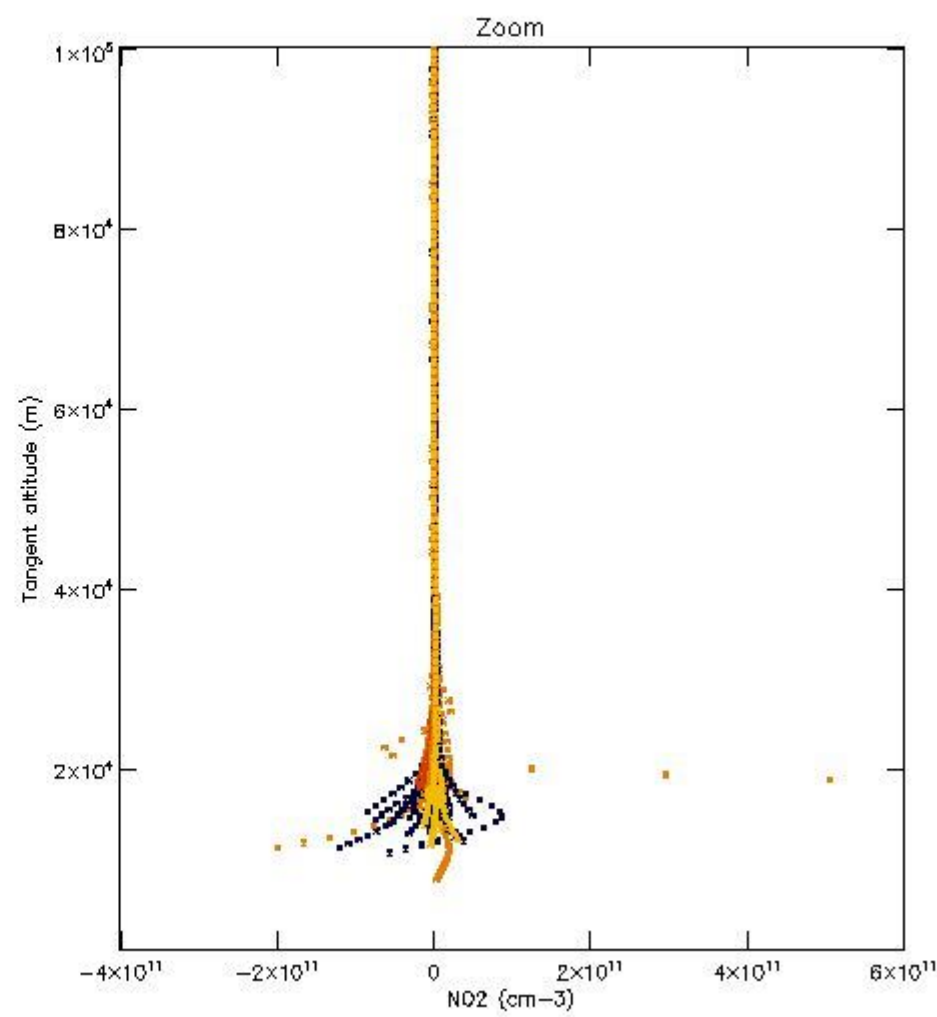
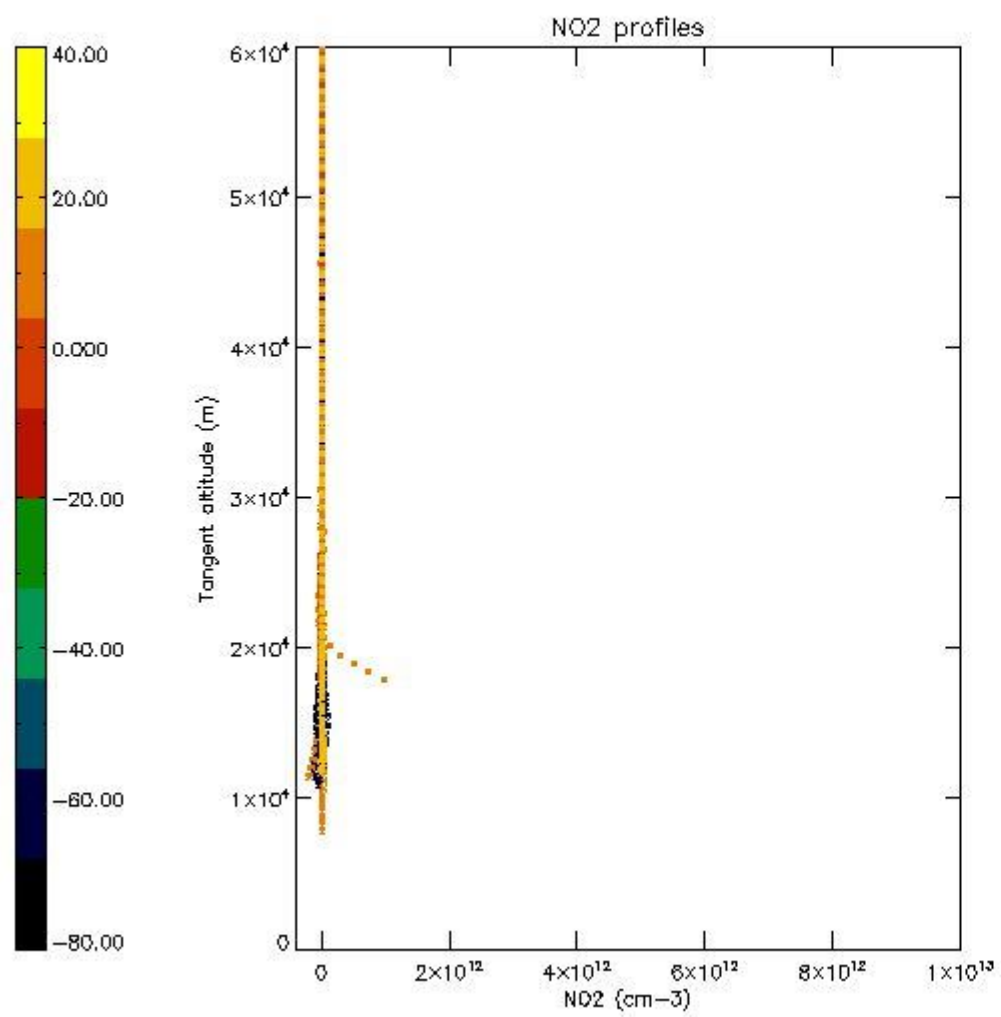
5.5 Plot ozone profiles where STD < 5% (dark without errors)

The colorbar represents the latitude.



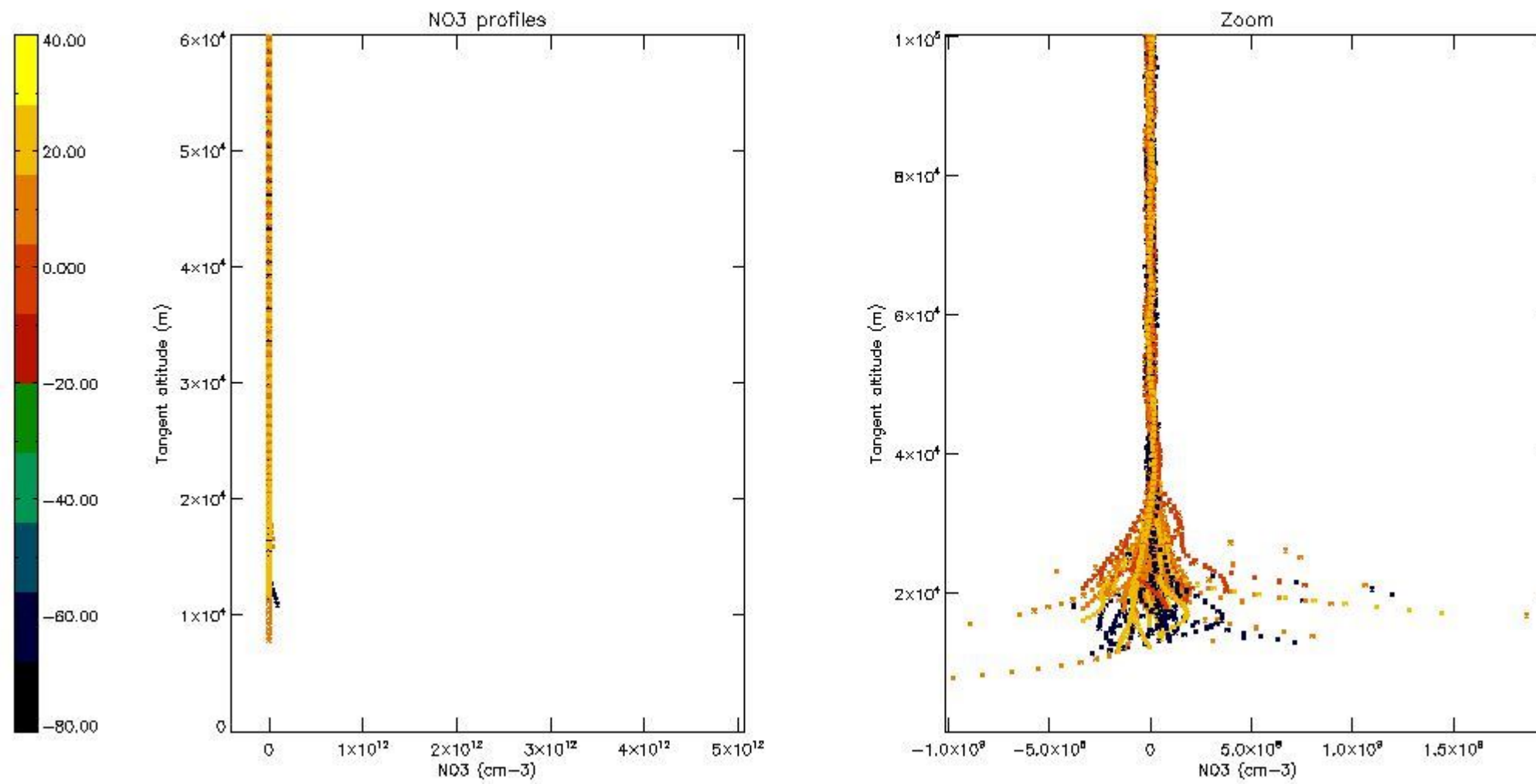
5.6 Plot NO₂ profiles for all STD (dark without errors)

The colorbar represents the latitude.



5.7 Plot NO3 profiles for all STD (dark without errors)

The colorbar represents the latitude.



6. Auxiliary Data Files used for the production reported in section 2

The number reported in the third column indicates since which file (see list in section 2) the corresponding auxiliary file has been used. The fourth column is the date of those product files.

Type	Auxiliary Filename	Used since product	Used since product date
INST_PHYS_CHARACTERISTICS	GOM_INS_AXVIEC20091111_143220_20030716_120000_20500101_000000	1	13-APR-2011 00:01:19
LEVEL-2_PROC_CONFIG	GOM_PR2_AXVIEC20091111_152718_20020301_000000_20500101_000000	1	13-APR-2011 00:01:19
CROSS_SECTIONS_FILE	GOM_CRS_AXVIEC20091111_154832_20020301_000000_20500101_000000	1	13-APR-2011 00:01:19

GOMOS Level 2 Daily Report

SUMMARY

[1. General Info](#)

[2. Summary of processed GOM_NL_2P products](#)

[3. Level 2 Quality information per product](#)

[3.1 Plot of level 2 quality information per product \(time dependant\)](#)

[3.2 Plot of level 2 quality information per product \(world map\)](#)

[4. Level 1 Quality information per product \(stored on level 2 products\)](#)

[4.1 Plot of level 1 quality information per product \(time dependant\)](#)

[4.1.1 Plot of level 1 quality information per product \(time dependant\): ASCENDING](#)

[4.1.2 Plot of level 1 quality information per product \(time dependant\): DESCENDING](#)

[4.2 Plot of level 1 quality information per product \(world map\)](#)

[4.2.1 Plot of level 1 quality information per product \(world map\): ASCENDING](#)

[4.2.2 Plot of level 1 quality information per product \(world map\): DESCENDING](#)

[5. Ozone profiles based on quality statistics and other trace gas profiles](#)

[5.1 Ozone statistics based on quality of products](#)

[5.2 Plot ozone profiles for all STD \(dark without errors\)](#)

[5.3 Plot ozone profiles where STD < 20% \(dark without errors\)](#)

[5.4. Plot ozone profiles where STD < 10% \(dark without errors\)](#)

[5.5. Plot ozone profiles where STD < 5% \(dark without errors\)](#)

[5.6 Plot NO2 profiles for all STD \(dark without errors\)](#)

[5.7 Plot NO3 profiles for all STD \(dark without errors\)](#)

[5.8 Plot H2O profiles \(only for occultations of stars 1,2,3,4,13,14,16,26,63 dark without errors\) for all STD](#)

[6. Auxiliary Data Files used for the production reported in section 2](#)

This report presents the daily analysis on parameters extracted from GOMOS level 2 data (GOM_NL__2P). It is intended to monitor some important parameters that will impact the quality of these products. A list of level 2 products (and content) that have arrived during the reporting day to the PCF is also given.

Item	Value
Time of report generation	24APR2013 12:20:59
Data source version	GOMOS/6.01
Start time of products	13-04-2011 (13APR2011 00:00:00)
Stop time of products	14-04-2011 (14APR2011 00:00:00)
Store outputs in DB	Yes
Nb of level 2 prods	330
Nb of prods with errors	0

2. Summary of processed GOM_NL__2P products.

Nr	Filename	UTC Start time	Limb	Duration	Star Id	Star Name	Star Mag	Star Temp	Nb Meas	Orbit	Prod. error
1	GOM_NL__2PRFIN20110413_000119_000000453101_00246_47674_2400.N1	13-APR-2011 00:01:19	Bright	45.000	152	12Alp2CVn	2.8900	11000.	90	47674	No
2	GOM_NL__2PRFIN20110413_000615_000000393101_00246_47674_2401.N1	13-APR-2011 00:06:15	Bright	38.500	32	77Eps UMa	1.7630	11000.	77	47674	No
3	GOM_NL__2PRFIN20110413_001240_000000573101_00246_47674_2402.N1	13-APR-2011 00:12:40	Bright	57.000	60	7Bet UMi	2.0810	3950.0	114	47674	No
4	GOM_NL__2PRFIN20110413_001417_000000443101_00246_47674_2403.N1	13-APR-2011 00:14:17	Bright	44.000	119	14Eta Dra	2.7270	4700.0	88	47674	No
5	GOM_NL__2PRFIN20110413_002239_000000393101_00246_47674_2404.N1	13-APR-2011 00:22:39	Bright	39.000	89	5Alp Cep	2.4510	8000.0	78	47674	No
6	GOM_NL__2PRFIN20110413_002712_000000593101_00246_47674_2405.N1	13-APR-2011 00:27:12	Bright	59.000	144	18Del Cyg	2.8600	11000.	118	47674	No
7	GOM_NL__2PRFIN20110413_002937_000000523101_00246_47674_2406.N1	13-APR-2011 00:29:37	Bright	51.500	66	37Gam Cyg	2.2080	5900.0	103	47674	No
8	GOM_NL__2PRFIN20110413_003204_000000543101_00246_47674_2407.N1	13-APR-2011 00:32:04	Bright	53.500	92	53Eps Cyg	2.5000	4500.0	107	47674	No
9	GOM_NL__2PRFIN20110413_003918_000000513101_00246_47674_2408.N1	13-APR-2011 00:39:18	Twilight	50.500	61	8Eps Peg	2.1000	3900.0	101	47674	No
10	GOM_NL__2PRFIN20110413_004417_000000493101_00246_47674_2409.N1	13-APR-2011 00:44:17	Dark	48.500	154	22Bet Aqr	2.8990	5700.0	97	47674	No
11	GOM_NL__2PRFIN20110413_010006_000000623101_00247_47675_2434.N1	13-APR-2011 01:00:06	Dark	61.500	103	38Zet Sgr	2.6000	9700.0	123	47675	No
12	GOM_NL__2PRFIN20110413_010343_000000613101_00247_47675_2435.N1	13-APR-2011 01:03:43	Dark	60.500	38	20Eps Sgr	1.8360	11000.	121	47675	No
13	GOM_NL__2PRFIN20110413_010607_000000443101_00247_47675_2436.N1	13-APR-2011 01:06:07	Dark	44.000	141	Bet Ara	2.8400	4600.0	88	47675	No
14	GOM_NL__2PRFIN20110413_010744_000000623101_00247_47675_2437.N1	13-APR-2011 01:07:44	Dark	61.500	25	35Lam Sco	1.6200	28000.	123	47675	No
15	GOM_NL__2PRFIN20110413_011144_000000603101_00247_47675_2438.N1	13-APR-2011 01:11:44	Straylight	60.000	75	26Eps Sco	2.2910	4250.0	120	47675	No
16	GOM_NL__2PRFIN20110413_011359_000000443101_00247_47675_2439.N1	13-APR-2011 01:13:59	Straylight	44.000	78	Alp Lup	2.3040	28000.	88	47675	No
17	GOM_NL__2PRFIN20110413_011534_000000473101_00247_47675_2440.N1	13-APR-2011 01:15:34	Straylight	46.500	81	Eta Cen	2.3560	28000.	93	47675	No
18	GOM_NL__2PRFIN20110413_011759_000000513101_00247_47675_2441.N1	13-APR-2011 01:17:59	Straylight	50.500	54	5The Cen	2.0550	4500.0	101	47675	No
19	GOM_NL__2PRFIN20110413_012246_000000473101_00247_47675_2442.N1	13-APR-2011 01:22:46	Twilight	46.500	169	46Gam Hya	2.9910	4700.0	93	47675	No
20	GOM_NL__2PRFIN20110413_012422_000000423101_00247_47675_2443.N1	13-APR-2011 01:24:22	Bright	42.000	122	9Alp2Lib	2.7470	9700.0	84	47675	No
21	GOM_NL__2PRFIN20110413_012628_000000483101_00247_47675_2444.N1	13-APR-2011 01:26:28	Bright	47.500	15	67Alp Vir	0.97600	28000.	95	47675	No
22	GOM_NL__2PRFIN20110413_013323_000000403101_00247_47675_2445.N1	13-APR-2011 01:33:23	Bright	40.000	138	47Eps Vir	2.8280	4700.0	80	47675	No
23	GOM_NL__2PRFIN20110413_013657_000000473101_00247_47675_2446.N1	13-APR-2011 01:36:57	Bright	47.000	111	8Eta Boo	2.6800	6000.0	94	47675	No
24	GOM_NL__2PRFIN20110413_014132_000000403101_00247_47675_2447.N1	13-APR-2011 01:41:32	Bright	40.000	152	12Alp2CVn	2.8900	11000.	80	47675	No
25	GOM_NL__2PRFIN20110413_014629_000000563101_00247_47675_2448.N1	13-APR-2011 01:46:29	Bright	56.000	32	77Eps UMa	1.7630	11000.	112	47675	No
26	GOM_NL__2PRFIN20110413_015253_000000383101_00247_47675_2449.N1	13-APR-2011 01:52:53	Bright	38.000	60	7Bet UMi	2.0810	3950.0	76	47675	No
27	GOM_NL__2PRFIN20110413_015430_000000453101_00247_47675_2450.N1	13-APR-2011 01:54:30	Bright	45.000	119	14Eta Dra	2.7270	4700.0	90	47675	No
28	GOM_NL__2PRFIN20110413_020253_000000403101_00247_47675_2451.N1	13-APR-2011 02:02:53	Bright	39.500	89	5Alp Cep	2.4510	8000.0	79	47675	No
29	GOM_NL__2PRFIN20110413_020725_000000623101_00247_47675_2452.N1	13-APR-2011 02:07:25	Bright	61.500	144	18Del Cyg	2.8600	11000.	123	47675	No
30	GOM_NL__2PRFIN20110413_020951_000000533101_00247_47675_2453.N1	13-APR-2011 02:09:51	Bright	53.000	66	37Gam Cyg	2.2080	5900.0	106	47675	No
31	GOM_NL__2PRFIN20110413_021218_000000533101_00247_47675_2454.N1	13-APR-2011 02:12:18	Bright	53.000	92	53Eps Cyg	2.5000	4500.0	106	47675	No
32	GOM_NL__2PRFIN20110413_021932_000000503101_00247_47675_2455.N1	13-APR-2011 02:19:32	Twilight	49.500	61	8Eps Peg	2.1000	3900.0	99	47675	No
33	GOM_NL__2PRFIN20110413_022431_000000483101_00247_47675_2456.N1	13-APR-2011 02:24:31	Dark	47.500	154	22Bet Aqr	2.8990	5700.0	95	47675	No
34	GOM_NL__2PRFIN20110413_024022_000000603101_00248_47676_2461.N1	13-APR-2011 02:40:22	Dark	59.500	103	38Zet Sgr	2.6000	9700.0	119	47676	No
35	GOM_NL__2PRFIN20110413_024358_000000613101_00248_47676_2462.N1	13-APR-2011 02:43:58	Dark	61.000	38	20Eps Sgr	1.8360	11000.	122	47676	No
36	GOM_NL__2PRFIN20110413_024622_000000463101_00248_47676_2463.N1	13-APR-2011 02:46:22	Dark	45.500	141	Bet Ara	2.8400	4600.0	91	47676	No
37	GOM_NL__2PRFIN20110413_024759_000000603101_00248_47676_2464.N1	13-APR-2011 02:47:59	Dark	59.500	25	35Lam Sco	1.6200	28000.	119	47676	No
38	GOM_NL__2PRFIN20110413_025159_000000613101_00248_47676_2465.N1	13-APR-2011 02:51:59	Straylight	61.000	75	26Eps Sco	2.2910	4250.0	122	47676	No
39	GOM_NL__2PRFIN20110413_025413_000000453101_00248_47676_2466.N1	13-APR-2011 02:54:13	Straylight	44.500	78	Alp Lup	2.3040	28000.	89	47676	No
40	GOM_NL__2PRFIN20110413_025549_000000443101_00248_47676_2467.N1	13-APR-2011 02:55:49	Straylight	44.000	81	Eta Cen	2.3560	28000.	88	47676	No
41	GOM_NL__2PRFIN20110413_025813_000000503101_00248_47676_2468.N1	13-APR-2011 02:58:13	Straylight	49.500	54	5The Cen	2.0550	4500.0	99	47676	No
42	GOM_NL__2PRFIN20110413_030301_000000443101_00248_47676_2469.N1	13-APR-2011 03:03:01	Twilight	44.000	169	46Gam Hya	2.9910	4700.0	88	47676	No

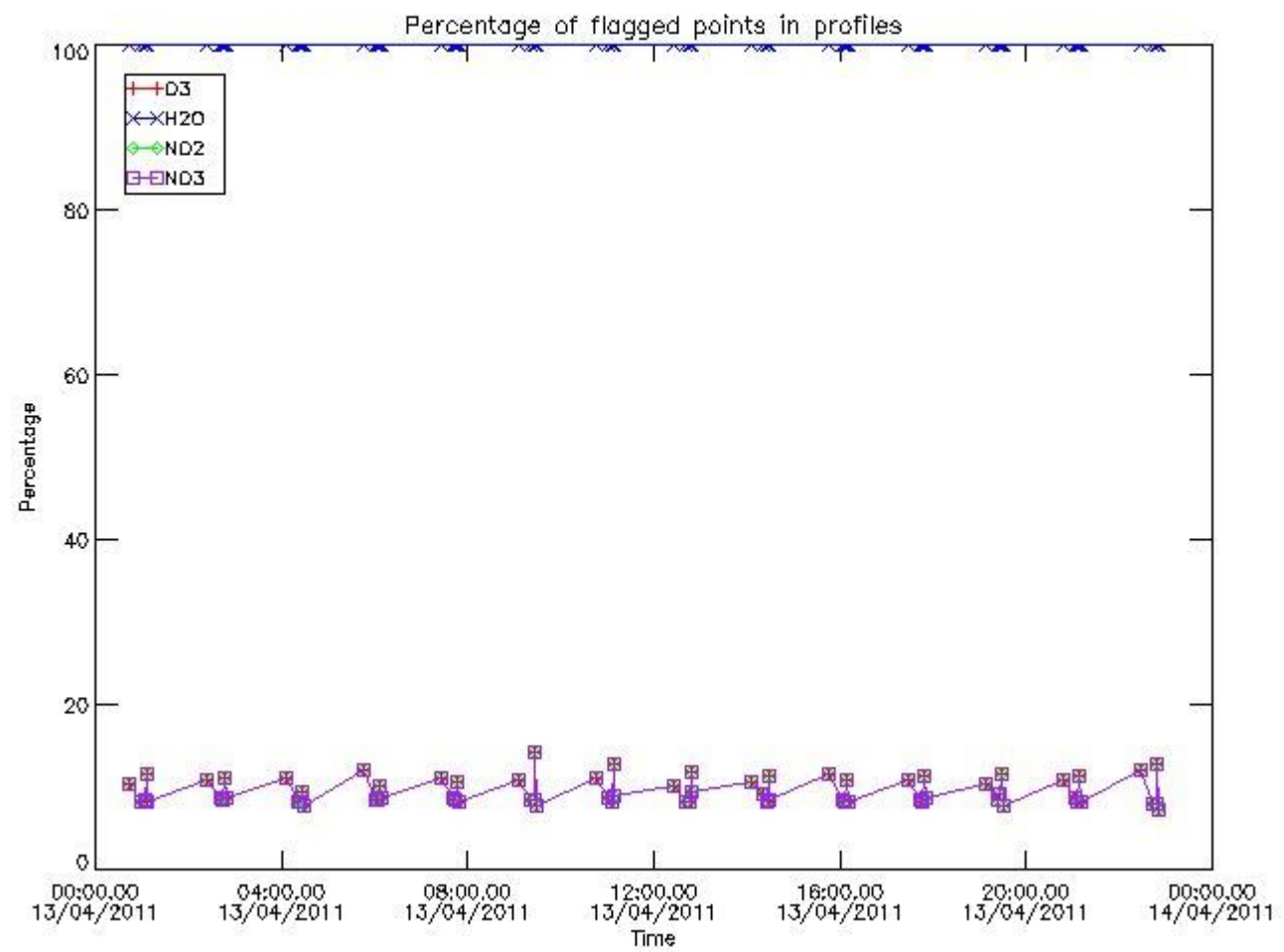
161	GOM_NL__2PRFIN20110413_113818_000000493101_00253_47681_2640.N1	13-APR-2011 11:38:18	Bright	48.500	111	8Eta Boo	2.6800	6000.0	97	47681	No
162	GOM_NL__2PRFIN20110413_114254_000000413101_00253_47681_2641.N1	13-APR-2011 11:42:54	Bright	41.000	152	12Alp2CVn	2.8900	11000.	82	47681	No
163	GOM_NL__2PRFIN20110413_114718_000000433101_00253_47681_2642.N1	13-APR-2011 11:47:18	Bright	42.500	39	85Eta UMa	1.8540	24000.	85	47681	No
164	GOM_NL__2PRFIN20110413_115415_000000413101_00253_47681_2643.N1	13-APR-2011 11:54:15	Bright	41.000	60	7Bet UMi	2.0810	3950.0	82	47681	No
165	GOM_NL__2PRFIN20110413_115550_000000473101_00253_47681_2644.N1	13-APR-2011 11:55:50	Bright	46.500	119	14Eta Dra	2.7270	4700.0	93	47681	No
166	GOM_NL__2PRFIN20110413_120416_000000393101_00253_47681_2645.N1	13-APR-2011 12:04:16	Bright	38.500	89	5Alp Cep	2.4510	8000.0	77	47681	No
167	GOM_NL__2PRFIN20110413_120847_000000563101_00253_47681_2646.N1	13-APR-2011 12:08:47	Bright	55.500	144	18Del Cyg	2.8600	11000.	111	47681	No
168	GOM_NL__2PRFIN20110413_121114_000000553101_00253_47681_2647.N1	13-APR-2011 12:11:14	Bright	54.500	66	37Gam Cyg	2.2080	5900.0	109	47681	No
169	GOM_NL__2PRFIN20110413_121342_000000533101_00253_47681_2648.N1	13-APR-2011 12:13:42	Bright	52.500	92	53Eps Cyg	2.5000	4500.0	105	47681	No
170	GOM_NL__2PRFIN20110413_122059_000000533101_00253_47681_2649.N1	13-APR-2011 12:20:59	Twilight	52.500	61	8Eps Peg	2.1000	3900.0	105	47681	No
171	GOM_NL__2PRFIN20110413_122559_000000503101_00253_47681_2650.N1	13-APR-2011 12:25:59	Dark	50.000	154	22Bet Aqr	2.8990	5700.0	100	47681	No
172	GOM_NL__2PRFIN20110413_124155_000000633101_00254_47682_2669.N1	13-APR-2011 12:41:55	Dark	62.500	103	38Zet Sgr	2.6000	9700.0	125	47682	No
173	GOM_NL__2PRFIN20110413_124531_000000633101_00254_47682_2670.N1	13-APR-2011 12:45:31	Dark	62.500	38	20Eps Sgr	1.8360	11000.	125	47682	No
174	GOM_NL__2PRFIN20110413_124751_000000433101_00254_47682_2671.N1	13-APR-2011 12:47:51	Dark	43.000	141	Bet Ara	2.8400	4600.0	86	47682	No
175	GOM_NL__2PRFIN20110413_124931_000000603101_00254_47682_2672.N1	13-APR-2011 12:49:31	Dark	59.500	25	35Lam Sco	1.6200	28000.	119	47682	No
176	GOM_NL__2PRFIN20110413_125330_000000643101_00254_47682_2673.N1	13-APR-2011 12:53:30	Straylight	64.000	75	26Eps Sco	2.2910	4250.0	128	47682	No
177	GOM_NL__2PRFIN20110413_125540_000000443101_00254_47682_2674.N1	13-APR-2011 12:55:40	Straylight	43.500	78	Alp Lup	2.3040	28000.	87	47682	No
178	GOM_NL__2PRFIN20110413_125715_000000423101_00254_47682_2675.N1	13-APR-2011 12:57:15	Straylight	41.500	81	Eta Cen	2.3560	28000.	83	47682	No
179	GOM_NL__2PRFIN20110413_125939_000000483101_00254_47682_2676.N1	13-APR-2011 12:59:39	Straylight	48.000	54	5The Cen	2.0550	4500.0	96	47682	No
180	GOM_NL__2PRFIN20110413_130426_000000443101_00254_47682_2677.N1	13-APR-2011 13:04:26	Twi_and_stray	43.500	169	46Gam Hya	2.9910	4700.0	87	47682	No
181	GOM_NL__2PRFIN20110413_130601_000000633101_00254_47682_2678.N1	13-APR-2011 13:06:01	Bright	62.500	122	9Alp2Lib	2.7470	9700.0	125	47682	No
182	GOM_NL__2PRFIN20110413_130806_000000563101_00254_47682_2679.N1	13-APR-2011 13:08:06	Bright	55.500	15	67Alp Vir	0.97600	28000.	111	47682	No
183	GOM_NL__2PRFIN20110413_131500_000000413101_00254_47682_2680.N1	13-APR-2011 13:15:00	Bright	40.500	138	47Eps Vir	2.8280	4700.0	81	47682	No
184	GOM_NL__2PRFIN20110413_131831_000000483101_00254_47682_2681.N1	13-APR-2011 13:18:31	Bright	48.000	111	8Eta Boo	2.6800	6000.0	96	47682	No
185	GOM_NL__2PRFIN20110413_132308_000000483101_00254_47682_2682.N1	13-APR-2011 13:23:08	Bright	48.000	152	12Alp2CVn	2.8900	11000.	96	47682	No
186	GOM_NL__2PRFIN20110413_132731_000000443101_00254_47682_2683.N1	13-APR-2011 13:27:31	Bright	44.000	39	85Eta UMa	1.8540	24000.	88	47682	No
187	GOM_NL__2PRFIN20110413_133429_000000403101_00254_47682_2684.N1	13-APR-2011 13:34:29	Bright	39.500	60	7Bet UMi	2.0810	3950.0	79	47682	No
188	GOM_NL__2PRFIN20110413_133603_000000463101_00254_47682_2685.N1	13-APR-2011 13:36:03	Bright	46.000	119	14Eta Dra	2.7270	4700.0	92	47682	No
189	GOM_NL__2PRFIN20110413_134430_000000393101_00254_47682_2686.N1	13-APR-2011 13:44:30	Bright	39.000	89	5Alp Cep	2.4510	8000.0	78	47682	No
190	GOM_NL__2PRFIN20110413_134901_000000663101_00254_47682_2687.N1	13-APR-2011 13:49:01	Bright	66.000	144	18Del Cyg	2.8600	11000.	132	47682	No
191	GOM_NL__2PRFIN20110413_135129_000000523101_00254_47682_2688.N1	13-APR-2011 13:51:29	Bright	52.000	66	37Gam Cyg	2.2080	5900.0	104	47682	No
192	GOM_NL__2PRFIN20110413_135357_000000533101_00254_47682_2689.N1	13-APR-2011 13:53:57	Bright	52.500	92	53Eps Cyg	2.5000	4500.0	105	47682	No
193	GOM_NL__2PRFIN20110413_140113_000000513101_00254_47682_2690.N1	13-APR-2011 14:01:13	Twilight	50.500	61	8Eps Peg	2.1000	3900.0	101	47682	No
194	GOM_NL__2PRFIN20110413_140614_000000493101_00254_47682_2691.N1	13-APR-2011 14:06:14	Dark	48.500	154	22Bet Aqr	2.8990	5700.0	97	47682	No
195	GOM_NL__2PRFIN20110413_142210_000000613101_00255_47683_2700.N1	13-APR-2011 14:22:10	Dark	60.500	103	38Zet Sgr	2.6000	9700.0	121	47683	No
196	GOM_NL__2PRFIN20110413_142546_000000623101_00255_47683_2701.N1	13-APR-2011 14:25:46	Dark	62.000	38	20Eps Sgr	1.8360	11000.	124	47683	No
197	GOM_NL__2PRFIN20110413_142805_000000453101_00255_47683_2702.N1	13-APR-2011 14:28:05	Dark	45.000	141	Bet Ara	2.8400	4600.0	90	47683	No
198	GOM_NL__2PRFIN20110413_142946_000000613101_00255_47683_2703.N1	13-APR-2011 14:29:46	Dark	61.000	25	35Lam Sco	1.6200	28000.	122	47683	No
199	GOM_NL__2PRFIN20110413_143345_000000643101_00255_47683_2704.N1	13-APR-2011 14:33:45	Straylight	64.000	75	26Eps Sco	2.2910	4250.0	128	47683	No
200	GOM_NL__2PRFIN20110413_143555_000000443101_00255_47683_2705.N1	13-APR-2011 14:35:55	Straylight	44.000	78	Alp Lup	2.3040	28000.	88	47683	No
201	GOM_NL__2PRFIN20110413_143730_000000443101_00255_47683_2706.N1	13-APR-2011 14:37:30	Straylight	43.500	81	Eta Cen	2.3560	28000.	87	47683	No
202	GOM_NL__2PRFIN20110413_143953_000000503101_00255_47683_2707.N1	13-APR-2011 14:39:53	Straylight	50.000	54	5The Cen	2.0550	4500.0	100	47683	No
203	GOM_NL__2PRFIN20110413_144440_000000463101_00255_47683_2708.N1	13-APR-2011 14:44:40	Twi_and_stray	46.000	169	46Gam Hya	2.9910	4700.0	92	47683	No
204	GOM_NL__2PRFIN20110413_144615_000000623101_00255_47683_2709.N1	13-APR-2011 14:46:15	Bright	62.000	122	9Alp2Lib	2.7470	9700.0	124	47683	No
205	GOM_NL__2PRFIN20110413_144821_000000523101_00255_47683_2710.N1	13-APR-2011 14:48:21	Bright	51.500	15	67Alp Vir	0.97600	28000.	103	47683	No
206	GOM_NL__2PRFIN20110413_145514_000000413101_00255_47683_2711.N1	13-APR-2011 14:55:14	Bright	40.500	138	47Eps Vir	2.8280	4700.0	81	47683	No
207	GOM_NL__2PRFIN20110413_145845_000000483101_00255_47683_2712.N1	13-APR-2011 14:58:45	Bright	48.000	111	8Eta Boo	2.6800	6000.0	96	47683	No
208	GOM_NL__2PRFIN20110413_150322_000000393101_00255_47683_2713.N1	13-APR-2011 15:03:22	Bright	39.000	152	12Alp2CVn	2.8900	11000.	78	47683	No
209	GOM_NL__2PRFIN20110413_150745_000000503101_00255_47683_2714.N1	13-APR-2011 15:07:45	Bright	50.000	39	85Eta UMa	1.8540	24000.	100	47683	No
210	GOM_NL__2PRFIN20110413_151443_000000413101_00255_47683_2715.N1	13-APR-2011 15:14:43	Bright	41.000	60	7Bet UMi	2.0810	3950.0	82	47683	No
211	GOM_NL__2PRFIN20110413_151617_000000483101_00255_47683_2716.N1	13-APR-2011 15:16:17	Bright	47.500	119	14Eta Dra	2.7270	4700.0	95	47683	No
212	GOM_NL__2PRFIN20110413_152444_000000393101_00255_47683_2717.N1	13-APR-2011 15:24:44	Bright	38.500	89	5Alp Cep	2.4510	8000.0	77	47683	No
213	GOM_NL__2PRFIN20110413_152914_000000553101_00255_47683_2718.N1	13-APR-2011 15:29:14	Bright	55.000	144	18Del Cyg	2.8600	11000.	110	47683	No
214	GOM_NL__2PRFIN20110413_153143_000000523101_00255_47683_2719.N1	13-APR-2011 15:31:43	Bright	52.000	66	37Gam Cyg	2.2080	5900.0	104	47683	No
215	GOM_NL__2PRFIN20110413_153411_000000533101_00255_47683_2720.N1	13-APR-2011 15:34:11	Bright	52.500	92	53Eps Cyg	2.5000	4500.0	105	47683	No
216	GOM_NL__2PRFIN20110413_154128_000000513101_00255_47683_2721.N1	13-APR-2011 15:41:28	Twilight	50.500	61	8Eps Peg	2.1000	3900.0	101	47683	No
217	GOM_NL__2PRFIN20110413_154628_000000493101_00255_47683_2722.N1	13-APR-2011 15:46:28	Dark	48.500	154	22Bet Aqr	2.8990	5700.0	97	47683	No
218	GOM_NL__2PRFIN20110413_160226_000000603101_00256_47684_2734.N1	13-APR-2011 16:02:26	Dark	60.000	103	38Zet Sgr	2.6000	9700.0	120	47684	No
219	GOM_NL__2PRFIN20110413_160602_000000623101_00256_47684_2735.N1	13-APR-2011 16:06:02	Dark	62.000	38	20Eps Sgr	1.8360	11000.	124	47684	No

279	GOM_NL__2PRFIN20110413_201524_000000413101_00258_47686_2829.N1	13-APR-2011 20:15:24	Bright	41.000	60	7Bet UMi	2.0810	3950.0	82	47686	No
280	GOM_NL__2PRFIN20110413_201657_000000473101_00258_47686_2830.N1	13-APR-2011 20:16:57	Bright	47.000	119	14Eta Dra	2.7270	4700.0	94	47686	No
281	GOM_NL__2PRFIN20110413_202525_000000403101_00258_47686_2831.N1	13-APR-2011 20:25:25	Bright	39.500	89	5Alp Cep	2.4510	8000.0	79	47686	No
282	GOM_NL__2PRFIN20110413_202956_000000523101_00258_47686_2832.N1	13-APR-2011 20:29:56	Bright	51.500	144	18Del Cyg	2.8600	11000.	103	47686	No
283	GOM_NL__2PRFIN20110413_203224_000000533101_00258_47686_2833.N1	13-APR-2011 20:32:24	Bright	52.500	66	37Gam Cyg	2.2080	5900.0	105	47686	No
284	GOM_NL__2PRFIN20110413_203453_000000533101_00258_47686_2834.N1	13-APR-2011 20:34:53	Bright	52.500	92	53Eps Cyg	2.5000	4500.0	105	47686	No
285	GOM_NL__2PRFIN20110413_204211_000000533101_00258_47686_2835.N1	13-APR-2011 20:42:11	Twilight	52.500	61	8Eps Peg	2.1000	3900.0	105	47686	No
286	GOM_NL__2PRFIN20110413_204712_000000483101_00258_47686_2836.N1	13-APR-2011 20:47:12	Dark	47.500	154	22Bet Aqr	2.8990	5700.0	95	47686	No
287	GOM_NL__2PRFIN20110413_210313_000000603101_00259_47687_2842.N1	13-APR-2011 21:03:13	Dark	59.500	103	38Zet Sgr	2.6000	9700.0	119	47687	No
288	GOM_NL__2PRFIN20110413_210648_000000623101_00259_47687_2843.N1	13-APR-2011 21:06:48	Dark	62.000	38	20Eps Sgr	1.8360	11000.	124	47687	No
289	GOM_NL__2PRFIN20110413_210904_000000453101_00259_47687_2844.N1	13-APR-2011 21:09:04	Dark	45.000	141	Bet Ara	2.8400	4600.0	90	47687	No
290	GOM_NL__2PRFIN20110413_211047_000000693101_00259_47687_2845.N1	13-APR-2011 21:10:47	Dark	68.500	25	35Lam Sco	1.6200	28000.	137	47687	No
291	GOM_NL__2PRFIN20110413_211446_000000663101_00259_47687_2846.N1	13-APR-2011 21:14:46	Straylight	66.000	75	26Eps Sco	2.2910	4250.0	132	47687	No
292	GOM_NL__2PRFIN20110413_211652_000000443101_00259_47687_2847.N1	13-APR-2011 21:16:52	Straylight	44.000	78	Alp Lup	2.3040	28000.	88	47687	No
293	GOM_NL__2PRFIN20110413_211828_000000463101_00259_47687_2848.N1	13-APR-2011 21:18:28	Straylight	45.500	81	Eta Cen	2.3560	28000.	91	47687	No
294	GOM_NL__2PRFIN20110413_212051_000000513101_00259_47687_2849.N1	13-APR-2011 21:20:51	Straylight	51.000	54	5The Cen	2.0550	4500.0	102	47687	No
295	GOM_NL__2PRFIN20110413_212537_000000443101_00259_47687_2850.N1	13-APR-2011 21:25:37	Tw_and_stray	44.000	169	46Gam Hya	2.9910	4700.0	88	47687	No
296	GOM_NL__2PRFIN20110413_212711_000000683101_00259_47687_2851.N1	13-APR-2011 21:27:11	Bright	67.500	122	9Alp2Lib	2.7470	9700.0	135	47687	No
297	GOM_NL__2PRFIN20110413_212917_000000453101_00259_47687_2852.N1	13-APR-2011 21:29:17	Bright	45.000	15	67Alp Vir	0.97600	28000.	90	47687	No
298	GOM_NL__2PRFIN20110413_213609_000000403101_00259_47687_2853.N1	13-APR-2011 21:36:09	Bright	40.000	138	47Eps Vir	2.8280	4700.0	80	47687	No
299	GOM_NL__2PRFIN20110413_214045_000000533101_00259_47687_2854.N1	13-APR-2011 21:40:45	Bright	52.500	3	16Alp Boo	-0.050000	4250.0	105	47687	No
300	GOM_NL__2PRFIN20110413_214417_000000383101_00259_47687_2855.N1	13-APR-2011 21:44:17	Bright	38.000	152	12Alp2CVn	2.8900	11000.	76	47687	No
301	GOM_NL__2PRFIN20110413_214839_000000623101_00259_47687_2856.N1	13-APR-2011 21:48:39	Bright	62.000	39	85Eta UMa	1.8540	24000.	124	47687	No
302	GOM_NL__2PRFIN20110413_215538_000000403101_00259_47687_2857.N1	13-APR-2011 21:55:38	Bright	40.000	60	7Bet UMi	2.0810	3950.0	80	47687	No
303	GOM_NL__2PRFIN20110413_215710_000000503101_00259_47687_2858.N1	13-APR-2011 21:57:10	Bright	49.500	119	14Eta Dra	2.7270	4700.0	99	47687	No
304	GOM_NL__2PRFIN20110413_220539_000000393101_00259_47687_2859.N1	13-APR-2011 22:05:39	Bright	39.000	89	5Alp Cep	2.4510	8000.0	78	47687	No
305	GOM_NL__2PRFIN20110413_221009_000000523101_00259_47687_2860.N1	13-APR-2011 22:10:09	Bright	52.000	144	18Del Cyg	2.8600	11000.	104	47687	No
306	GOM_NL__2PRFIN20110413_221238_000000543101_00259_47687_2861.N1	13-APR-2011 22:12:38	Bright	54.000	66	37Gam Cyg	2.2080	5900.0	108	47687	No
307	GOM_NL__2PRFIN20110413_221507_000000523101_00259_47687_2862.N1	13-APR-2011 22:15:07	Bright	51.500	92	53Eps Cyg	2.5000	4500.0	103	47687	No
308	GOM_NL__2PRFIN20110413_222225_000000483101_00259_47687_2863.N1	13-APR-2011 22:22:25	Twilight	47.500	61	8Eps Peg	2.1000	3900.0	95	47687	No
309	GOM_NL__2PRFIN20110413_222726_000000463101_00259_47687_2864.N1	13-APR-2011 22:27:26	Dark	46.000	154	22Bet Aqr	2.8990	5700.0	92	47687	No
310	GOM_NL__2PRFIN20110413_224328_000000643101_00260_47688_2895.N1	13-APR-2011 22:43:28	Dark	64.000	103	38Zet Sgr	2.6000	9700.0	128	47688	No
311	GOM_NL__2PRFIN20110413_224704_000000643101_00260_47688_2896.N1	13-APR-2011 22:47:04	Dark	63.500	38	20Eps Sgr	1.8360	11000.	127	47688	No
312	GOM_NL__2PRFIN20110413_224919_000000443101_00260_47688_2897.N1	13-APR-2011 22:49:19	Dark	43.500	141	Bet Ara	2.8400	4600.0	87	47688	No
313	GOM_NL__2PRFIN20110413_225102_000000703101_00260_47688_2898.N1	13-APR-2011 22:51:02	Dark	69.500	25	35Lam Sco	1.6200	28000.	139	47688	No
314	GOM_NL__2PRFIN20110413_225501_000000673101_00260_47688_2899.N1	13-APR-2011 22:55:01	Straylight	67.000	75	26Eps Sco	2.2910	4250.0	134	47688	No
315	GOM_NL__2PRFIN20110413_225707_000000463101_00260_47688_2900.N1	13-APR-2011 22:57:07	Straylight	45.500	78	Alp Lup	2.3040	28000.	91	47688	No
316	GOM_NL__2PRFIN20110413_225842_000000433101_00260_47688_2901.N1	13-APR-2011 22:58:42	Straylight	43.000	81	Eta Cen	2.3560	28000.	86	47688	No
317	GOM_NL__2PRFIN20110413_230106_000000503101_00260_47688_2902.N1	13-APR-2011 23:01:06	Straylight	49.500	54	5The Cen	2.0550	4500.0	99	47688	No
318	GOM_NL__2PRFIN20110413_230551_000000453101_00260_47688_2903.N1	13-APR-2011 23:05:51	Tw_and_stray	45.000	169	46Gam Hya	2.9910	4700.0	90	47688	No
319	GOM_NL__2PRFIN20110413_230725_000000653101_00260_47688_2904.N1	13-APR-2011 23:07:25	Bright	64.500	122	9Alp2Lib	2.7470	9700.0	129	47688	No
320	GOM_NL__2PRFIN20110413_230931_000000463101_00260_47688_2905.N1	13-APR-2011 23:09:31	Bright	46.000	15	67Alp Vir	0.97600	28000.	92	47688	No
321	GOM_NL__2PRFIN20110413_231623_000000393101_00260_47688_2906.N1	13-APR-2011 23:16:23	Bright	39.000	138	47Eps Vir	2.8280	4700.0	78	47688	No
322	GOM_NL__2PRFIN20110413_231952_000000483101_00260_47688_2907.N1	13-APR-2011 23:19:52	Bright	47.500	111	8Eta Boo	2.6800	6000.0	95	47688	No
323	GOM_NL__2PRFIN20110413_232430_000000393101_00260_47688_2908.N1	13-APR-2011 23:24:30	Bright	38.500	152	12Alp2CVn	2.8900	11000.	77	47688	No
324	GOM_NL__2PRFIN20110413_232852_000000433101_00260_47688_2909.N1	13-APR-2011 23:28:52	Bright	42.500	39	85Eta UMa	1.8540	24000.	85	47688	No
325	GOM_NL__2PRFIN20110413_233551_000000413101_00260_47688_2910.N1	13-APR-2011 23:35:51	Bright	40.500	60	7Bet UMi	2.0810	3950.0	81	47688	No
326	GOM_NL__2PRFIN20110413_233723_000000473101_00260_47688_2911.N1	13-APR-2011 23:37:23	Bright	47.000	119	14Eta Dra	2.7270	4700.0	94	47688	No
327	GOM_NL__2PRFIN20110413_234553_000000393101_00260_47688_2912.N1	13-APR-2011 23:45:53	Bright	39.000	89	5Alp Cep	2.4510	8000.0	78	47688	No
328	GOM_NL__2PRFIN20110413_235023_000000513101_00260_47688_2913.N1	13-APR-2011 23:50:23	Bright	51.000	144	18Del Cyg	2.8600	11000.	102	47688	No
329	GOM_NL__2PRFIN20110413_235252_000000553101_00260_47688_2914.N1	13-APR-2011 23:52:52	Bright	54.500	66	37Gam Cyg	2.2080	5900.0	109	47688	No
330	GOM_NL__2PRFIN20110413_235521_000000543101_00260_47688_2915.N1	13-APR-2011 23:55:21	Bright	53.500	92	53Eps Cyg	2.5000	4500.0	107	47688	No

3. Quality information per product

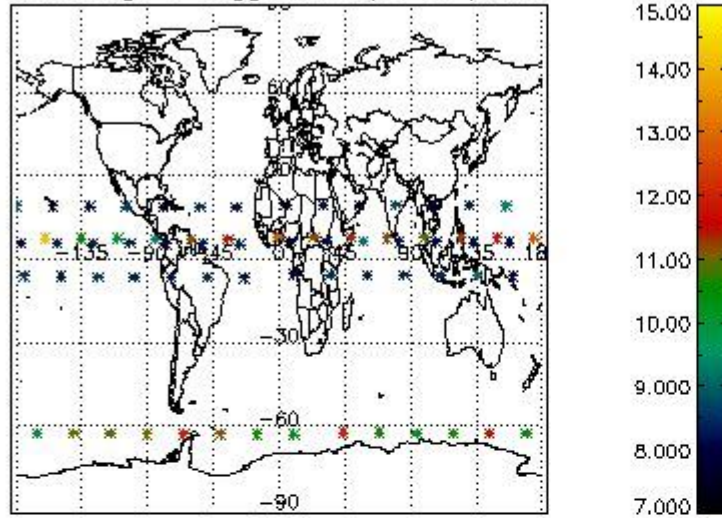
In this section it is plotted some information contained in the Quality Summary data set of the level 2 products. Only products in dark limb conditions and without errors (error flag in the MPH set to "0") are used.

3.1 Plot quality information per product (time dependant)

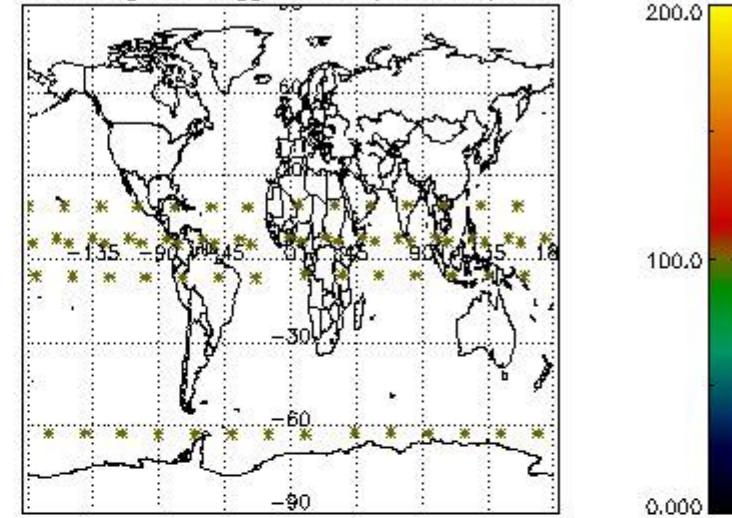


3.2 Plot quality information per product (world map)

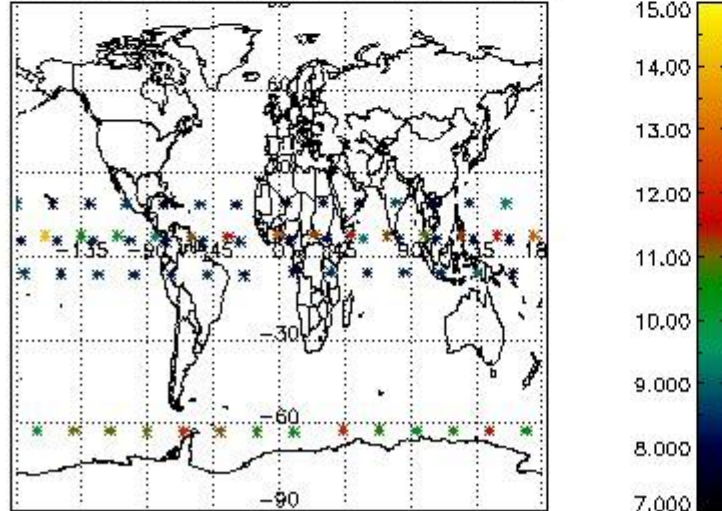
Percentage of flagged data per O3 profile



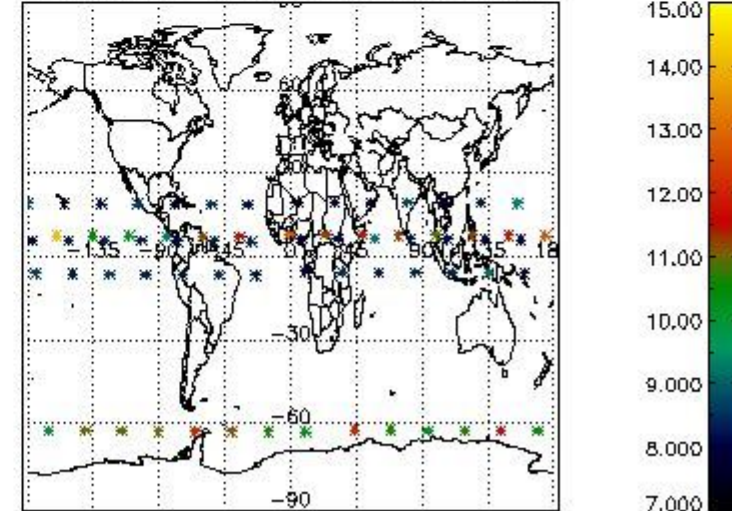
Percentage of flagged data per H2O profile



Percentage of flagged data per NO2 profile



Percentage of flagged data per NO3 profile

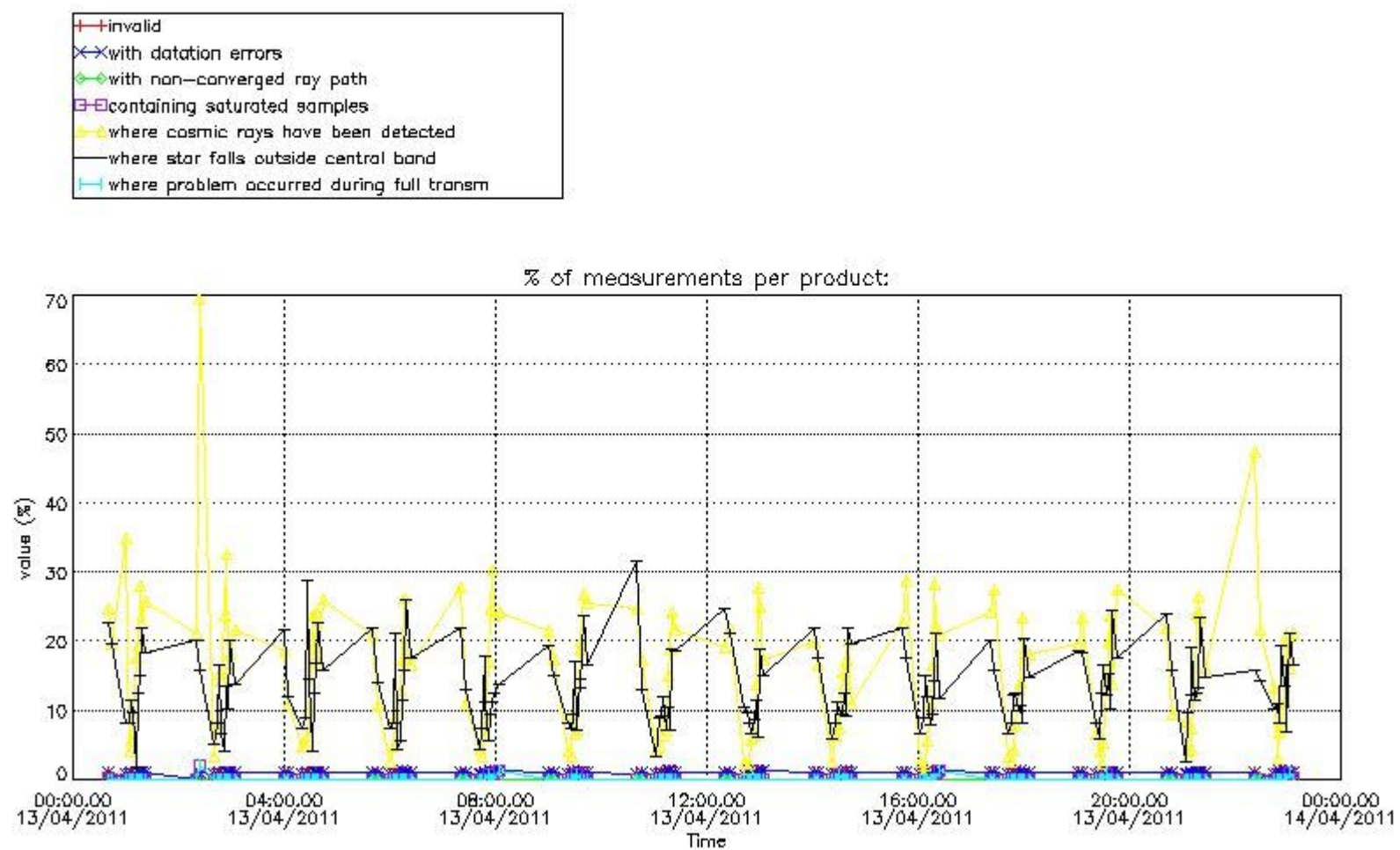


4. Level 1 quality information per product

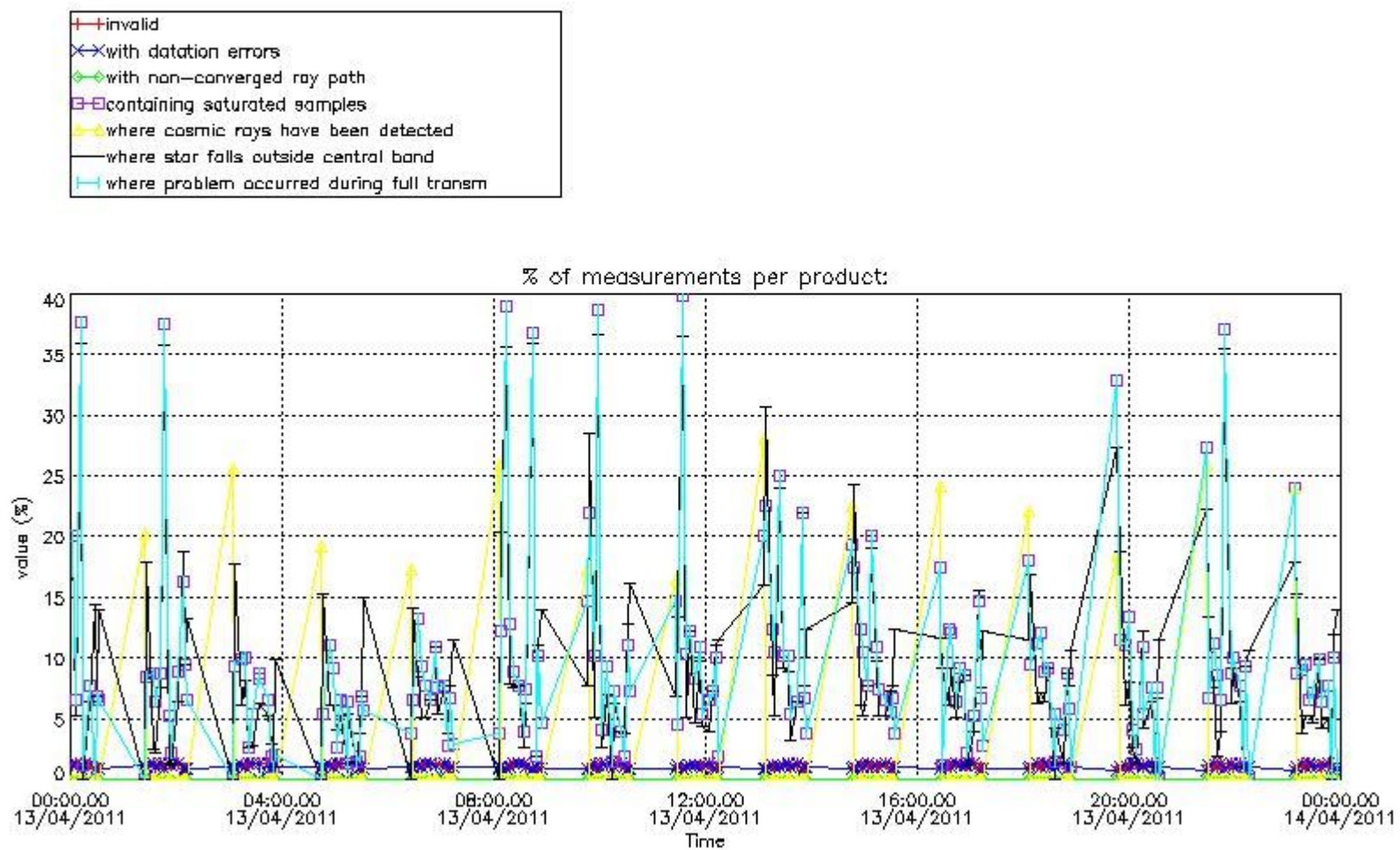
In this section it is plotted some information contained in the Quality Summary data set of the level 2 products that comes from the level 1b processing. Products without errors (error flag in the MPH set to "0") are used.

4.1 Plot quality information per product (time dependant) coming from level 1b processing

4.1.1 Plot level 1 quality information per product (time dependant): ENVISAT ASCENDING passes

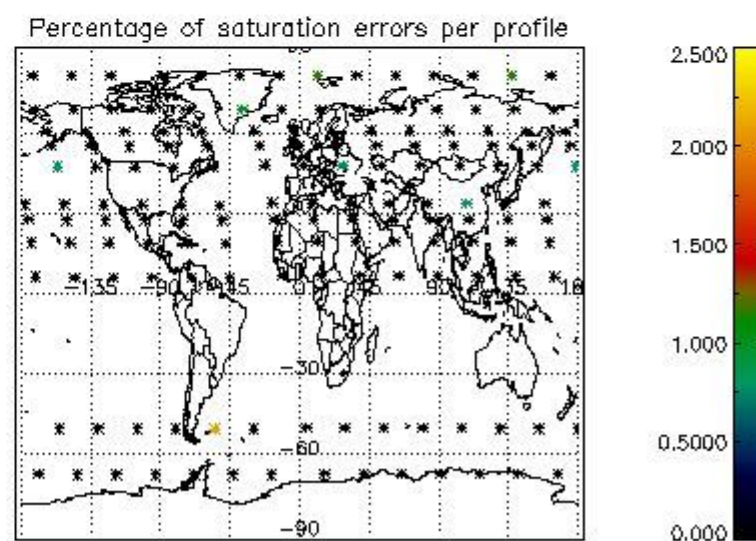
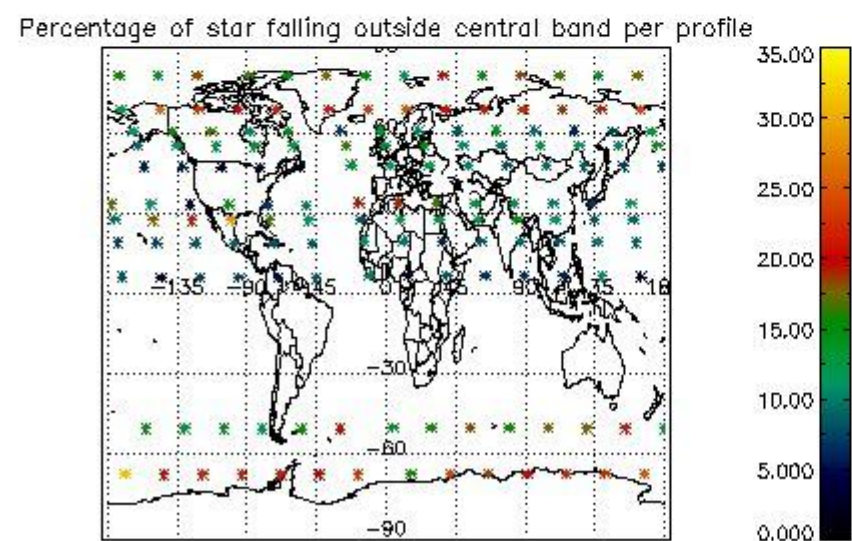
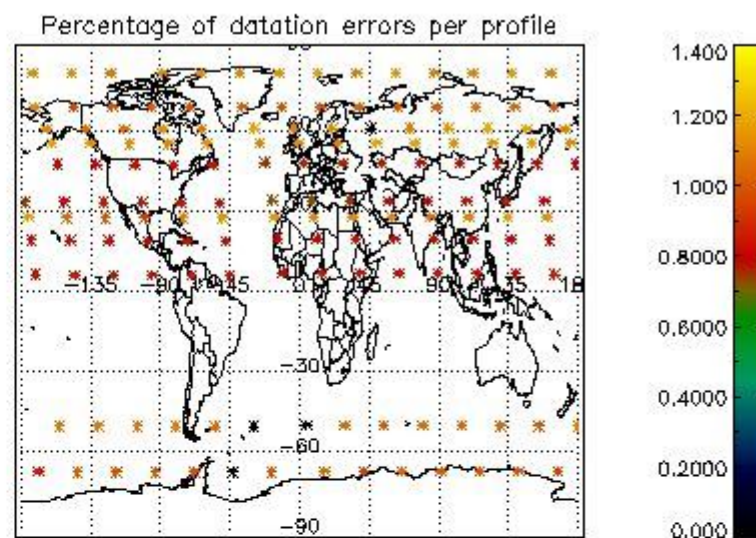
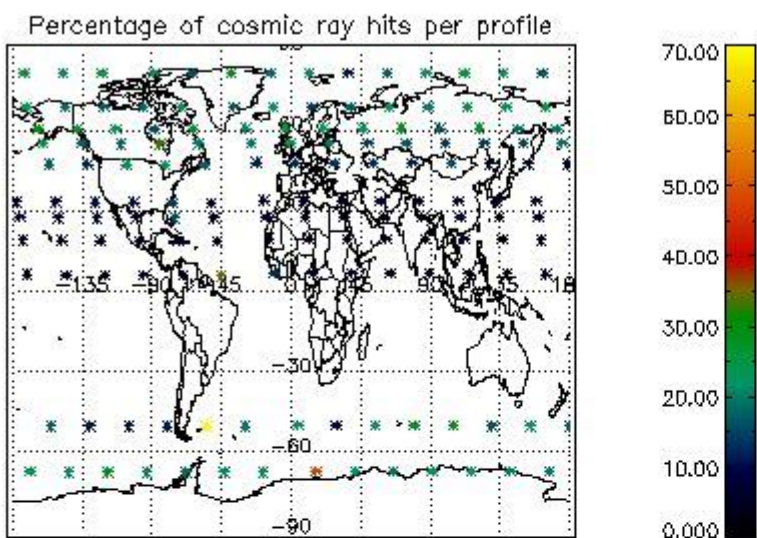


4.1.2 Plot level 1 quality information per product (time dependant): ENVI SAT DESCENDING passes

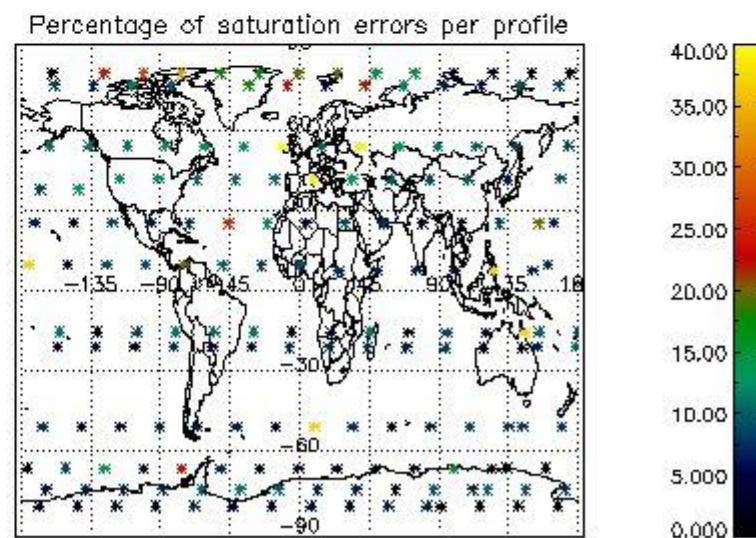
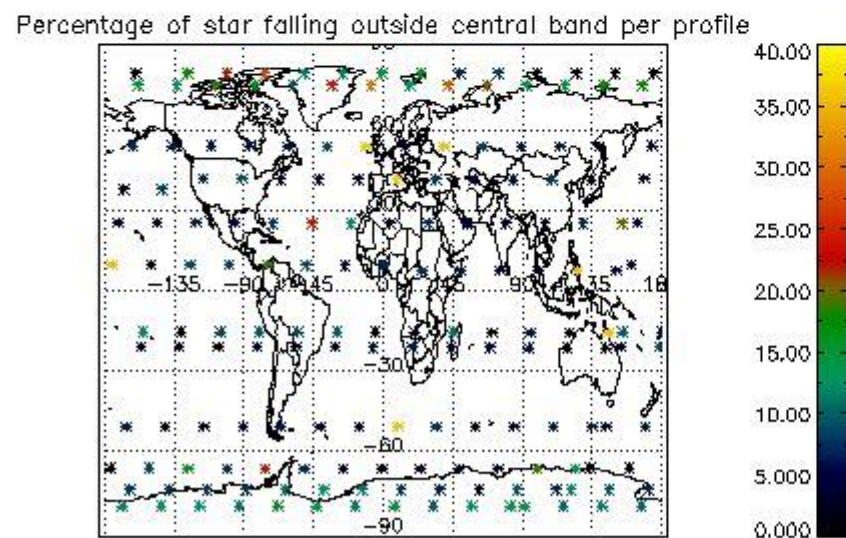
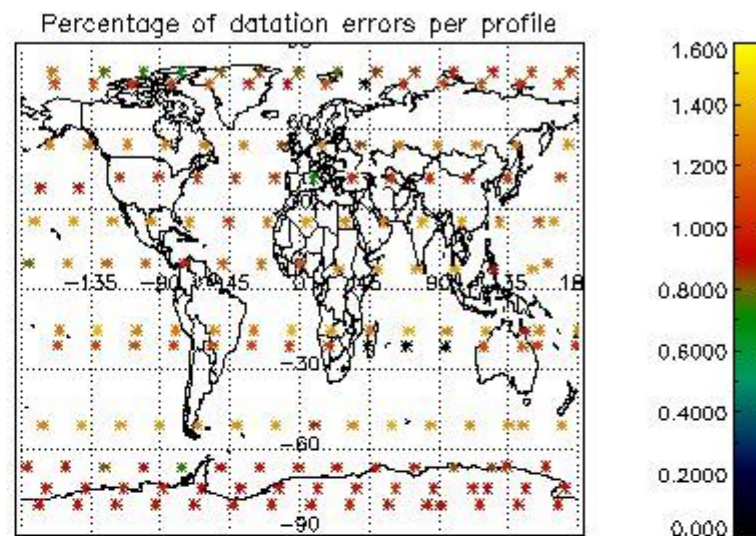
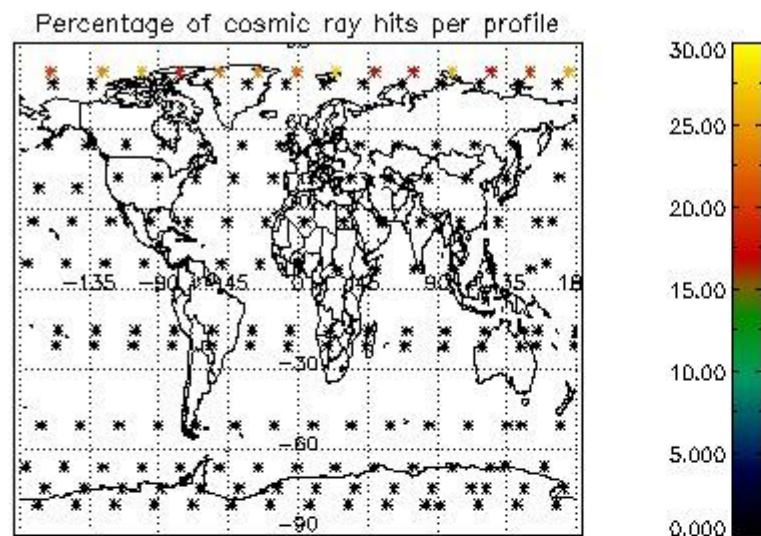


4.2 Plot quality information per product coming from level 1b processing (world map)

4.2.1 Plot level 1 quality information per product (world map): ENVISAT ASCENDING passes



4.2.2 Plot level 1 quality information per product (world map): ENVISAT DESCENDING passes



5. Trace gas profiles

5.1 Ozone statistics based on quality of products

The final quality of the products can be "measured" using the STD (Standard Deviation) attached to every point profile. This information is written to the parameter GOM_NL__2P/NL_LOCAL_SPECIES_DENSITY/o3_std of the level 2 products. The table below shows the statistics for given STD ranges.

The statistics are given with respect to the overall valid production:

- Products without fatal errors: GOM_NL__2P/MPH/PRODUCT_ERR=0
- Valid point profile: GOM_NL__2P/NL_LOCAL_SPECIES_DENSITY/pcd(0)=0

The 'Criteria' is applied to valid points of dark limb products:

- Products in dark limb illumination condition: GOM_NL__2P/NL_SUMMARY_QUALITY/obs_ill_cond=0
- Products without fatal errors: GOM_NL__2P/MPH/PRODUCT_ERR=0
- Valid point profile: GOM_NL__2P/NL_LOCAL_SPECIES_DENSITY/pcd(0)=0

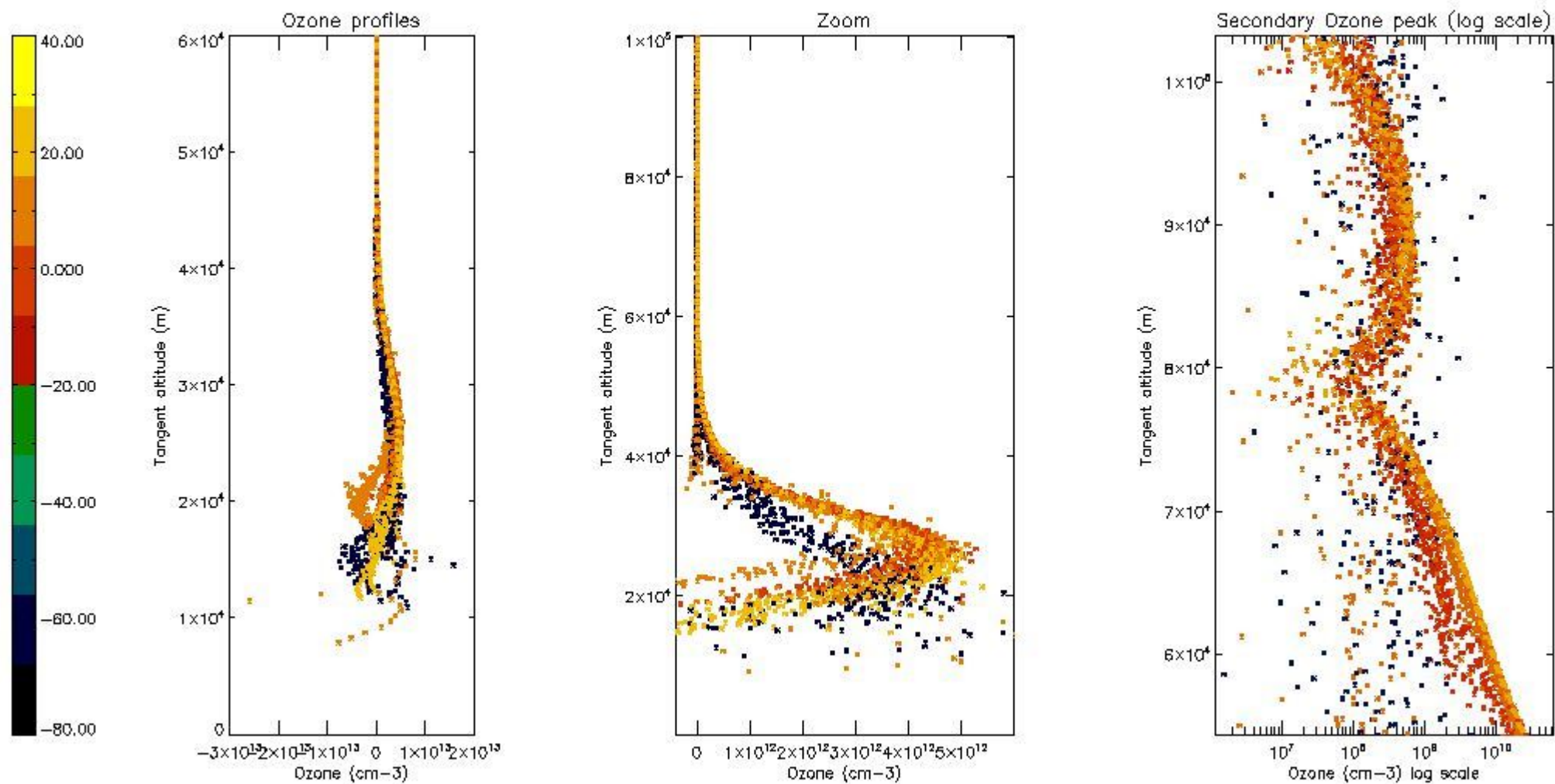
So, the table below shows the percentage of dark limb and valid observations for each criteria with respect to the overall valid daily observations.

Criteria	% of total production
All STD	24
STD < 20	12

STD < 10	9
STD < 5	6

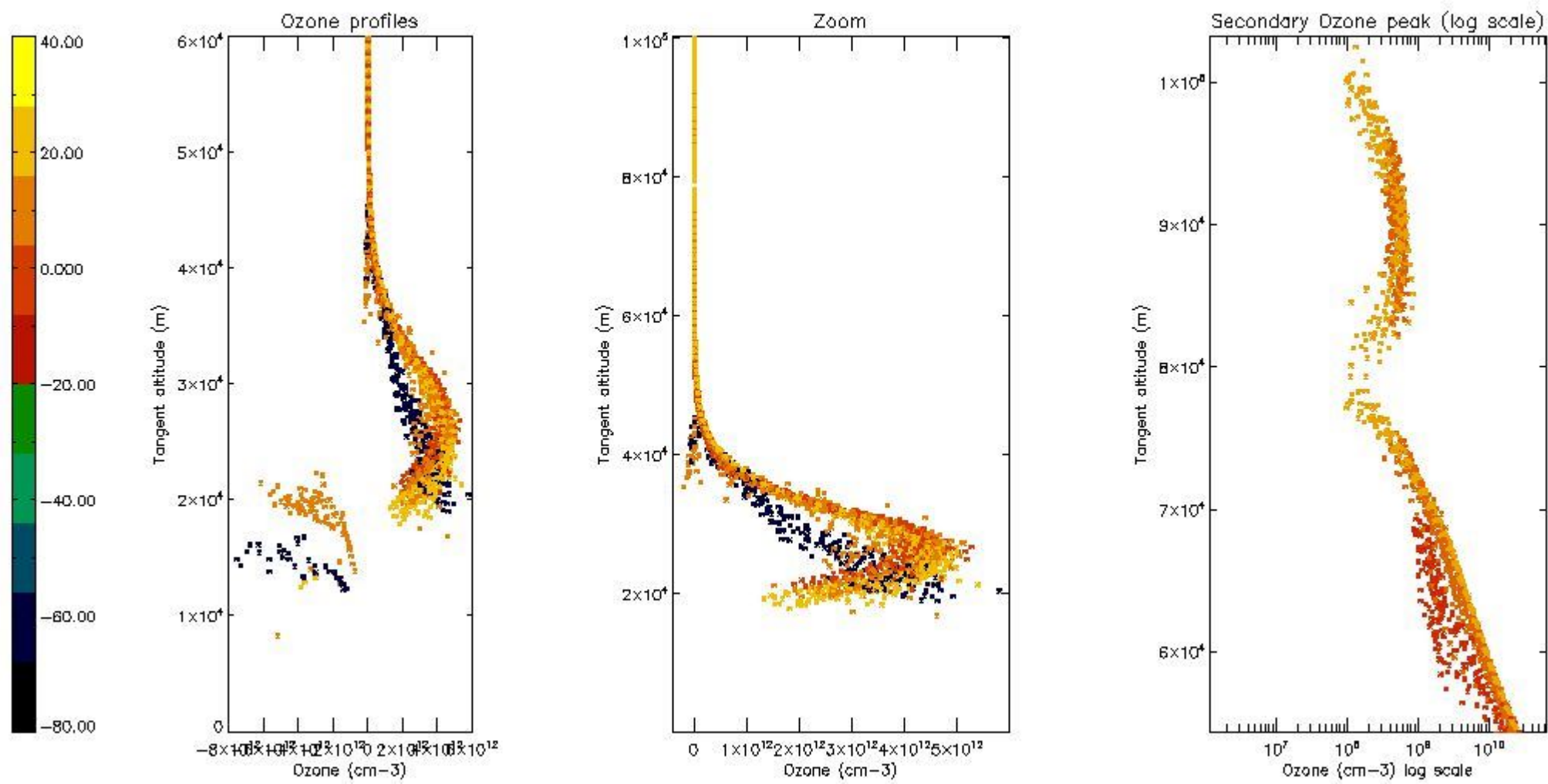
5.2 Plot ozone profiles for all STD (dark without errors)

The colorbar represents the latitude.



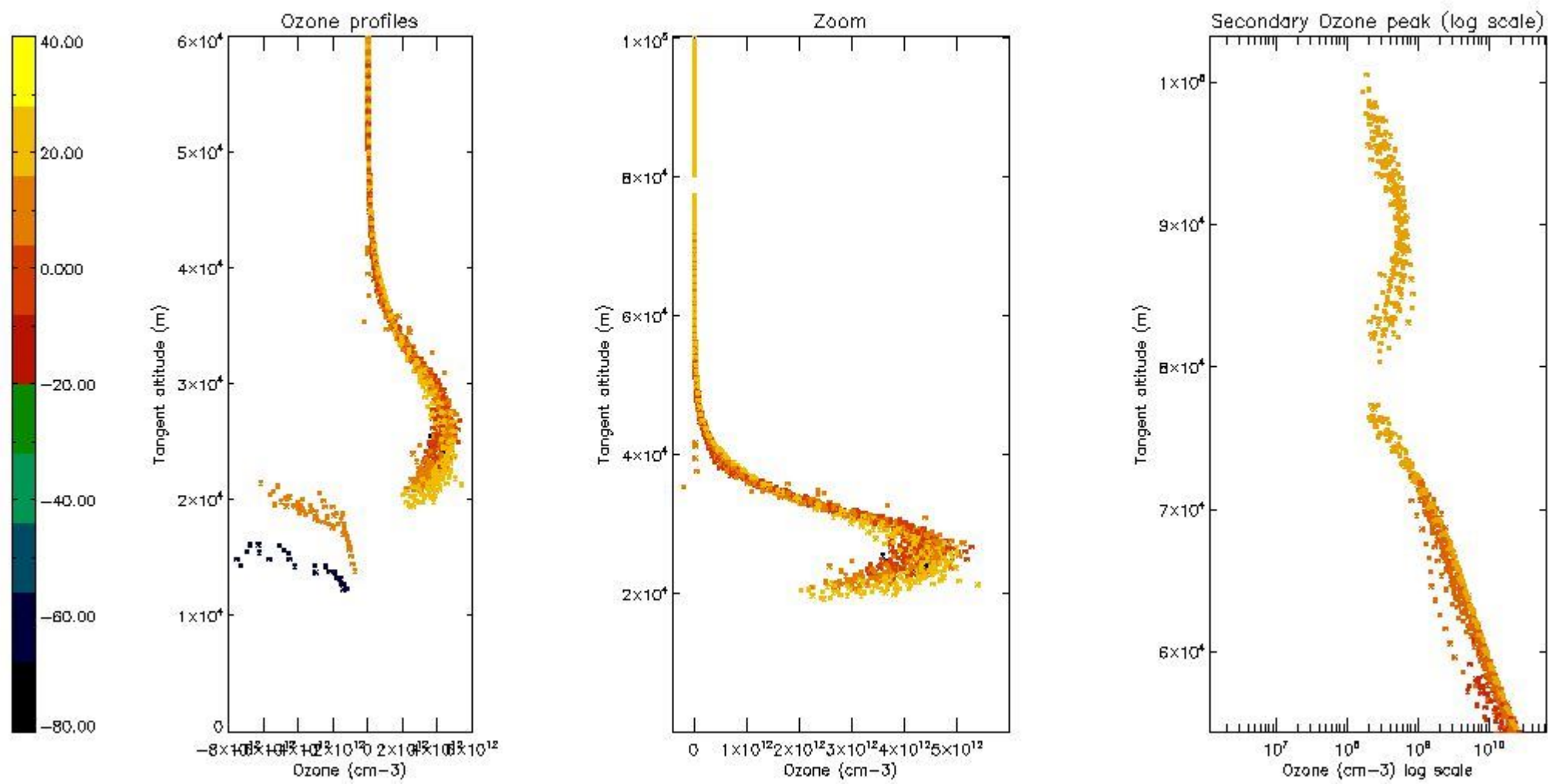
5.3 Plot ozone profiles where STD < 20% (dark without errors)

The colorbar represents the latitude.



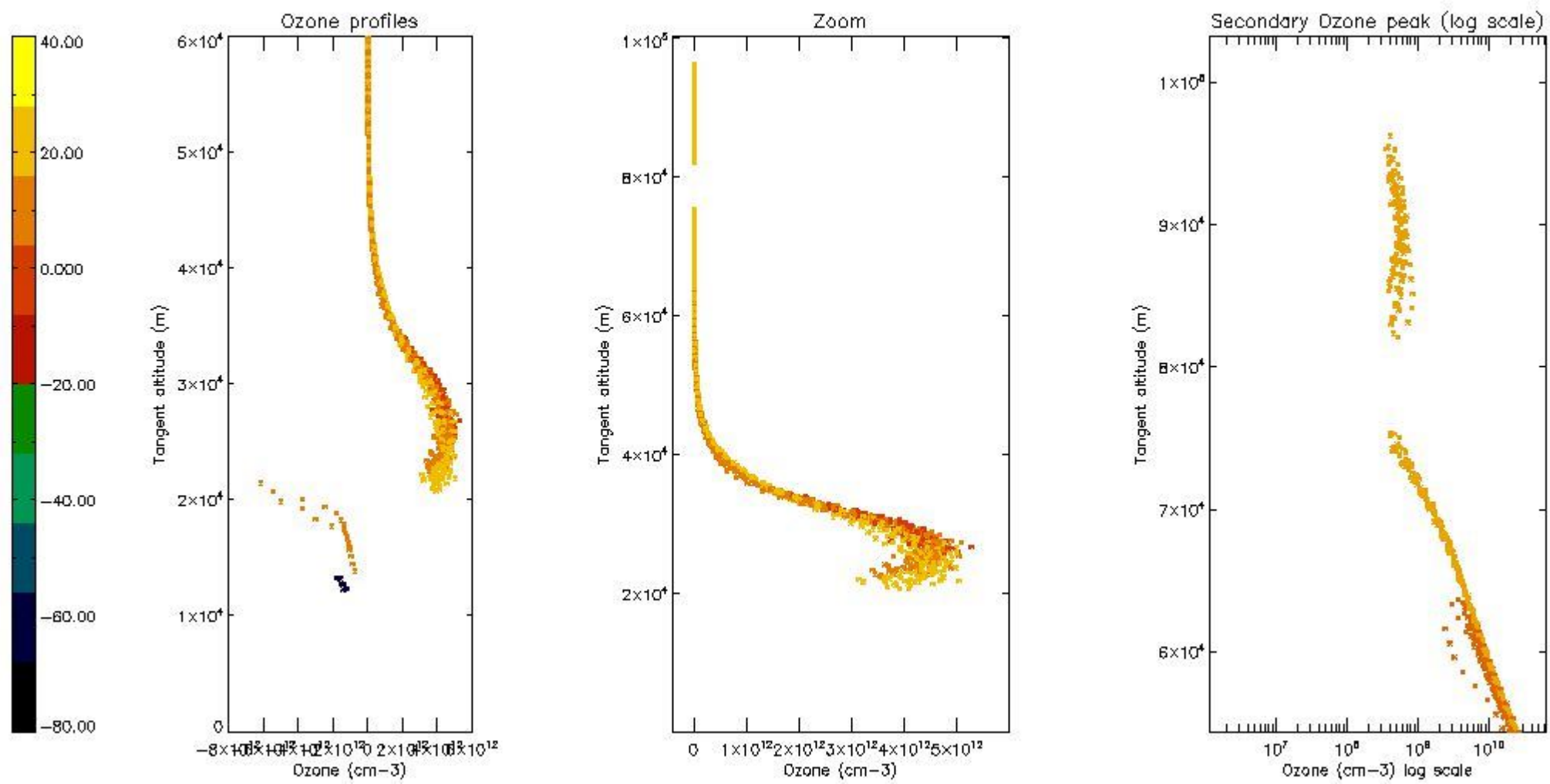
5.4 Plot ozone profiles where STD < 10% (dark without errors)

The colorbar represents the latitude.



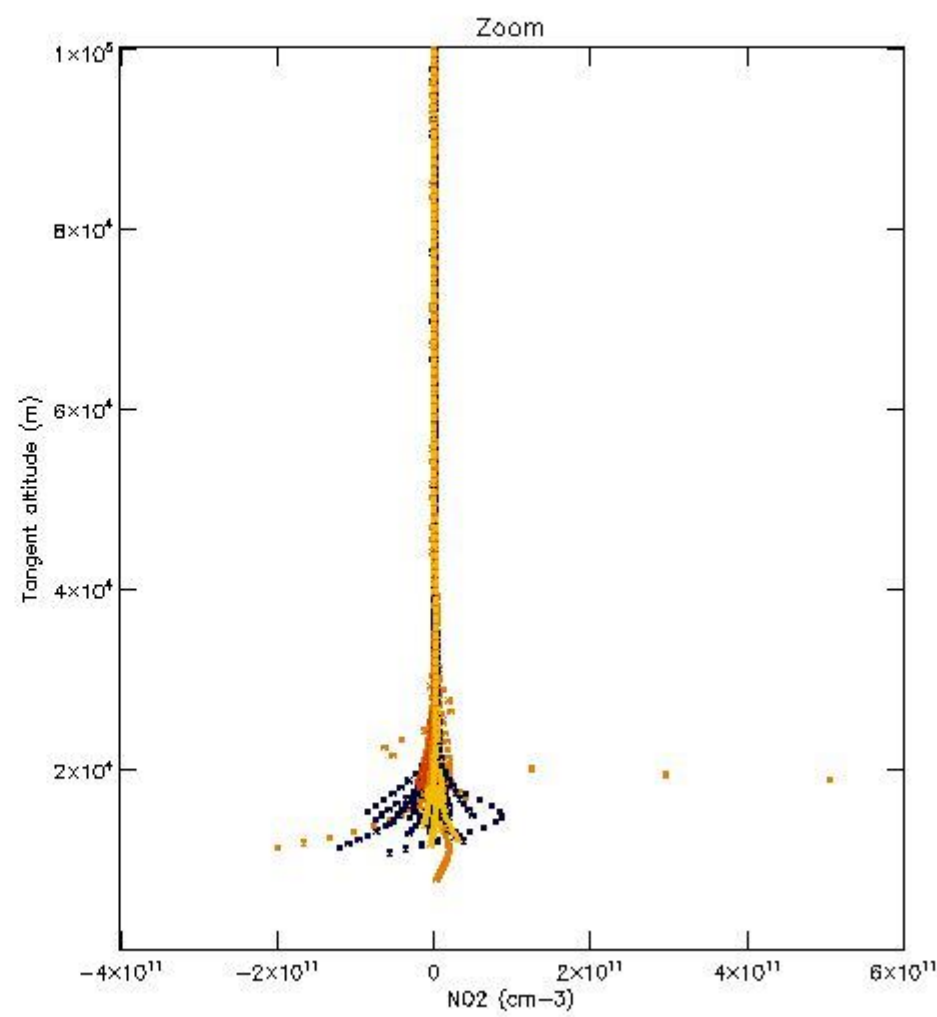
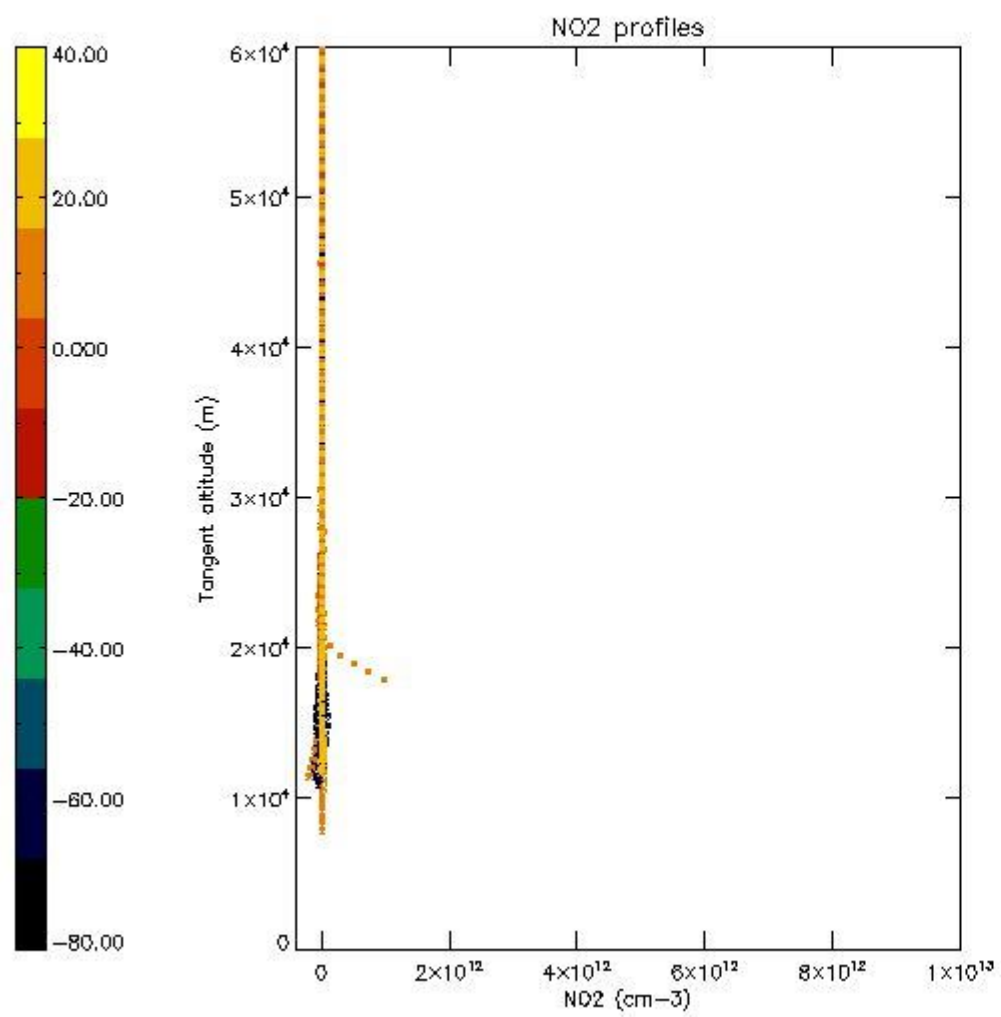
5.5 Plot ozone profiles where STD < 5% (dark without errors)

The colorbar represents the latitude.



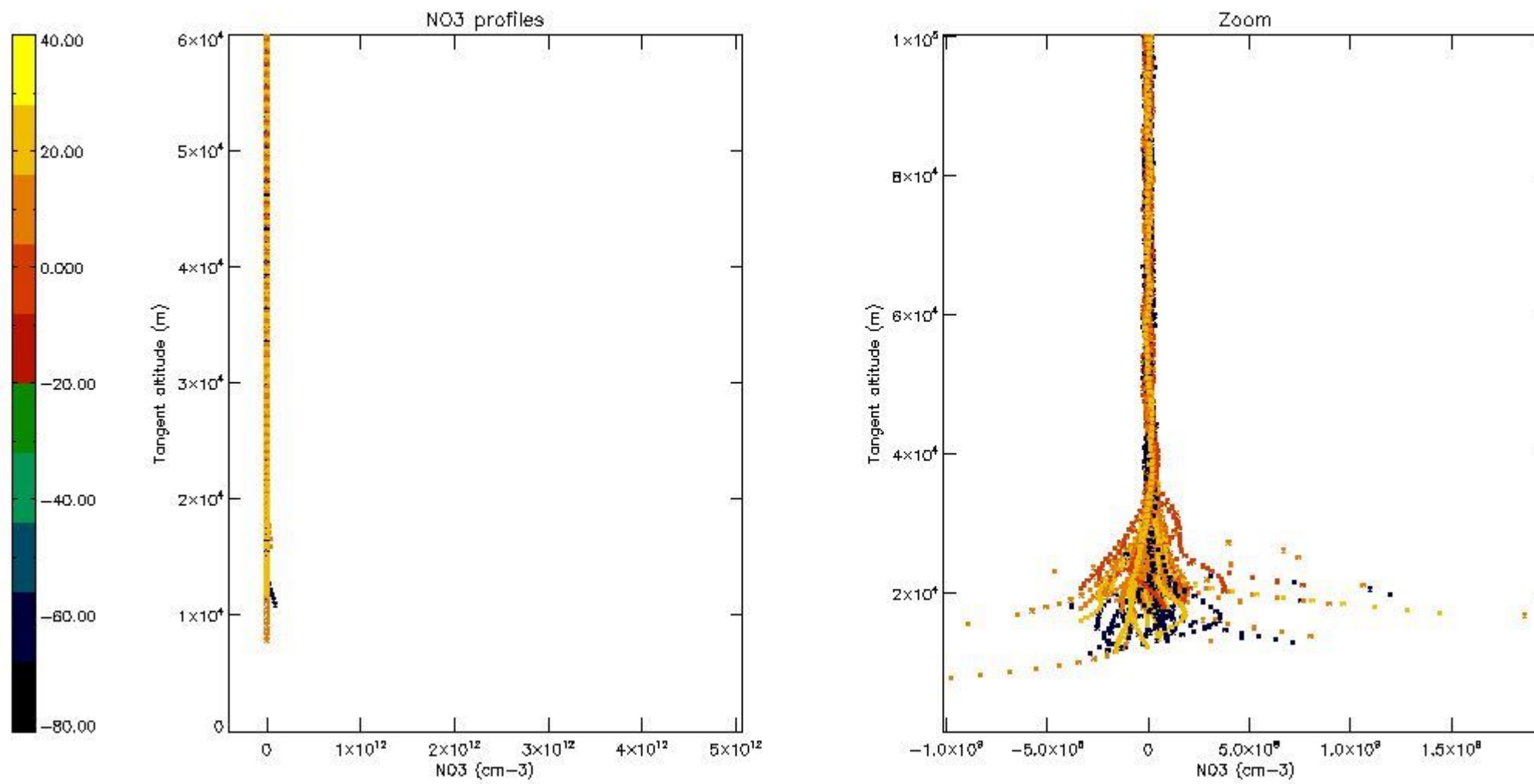
5.6 Plot NO₂ profiles for all STD (dark without errors)

The colorbar represents the latitude.



5.7 Plot NO3 profiles for all STD (dark without errors)

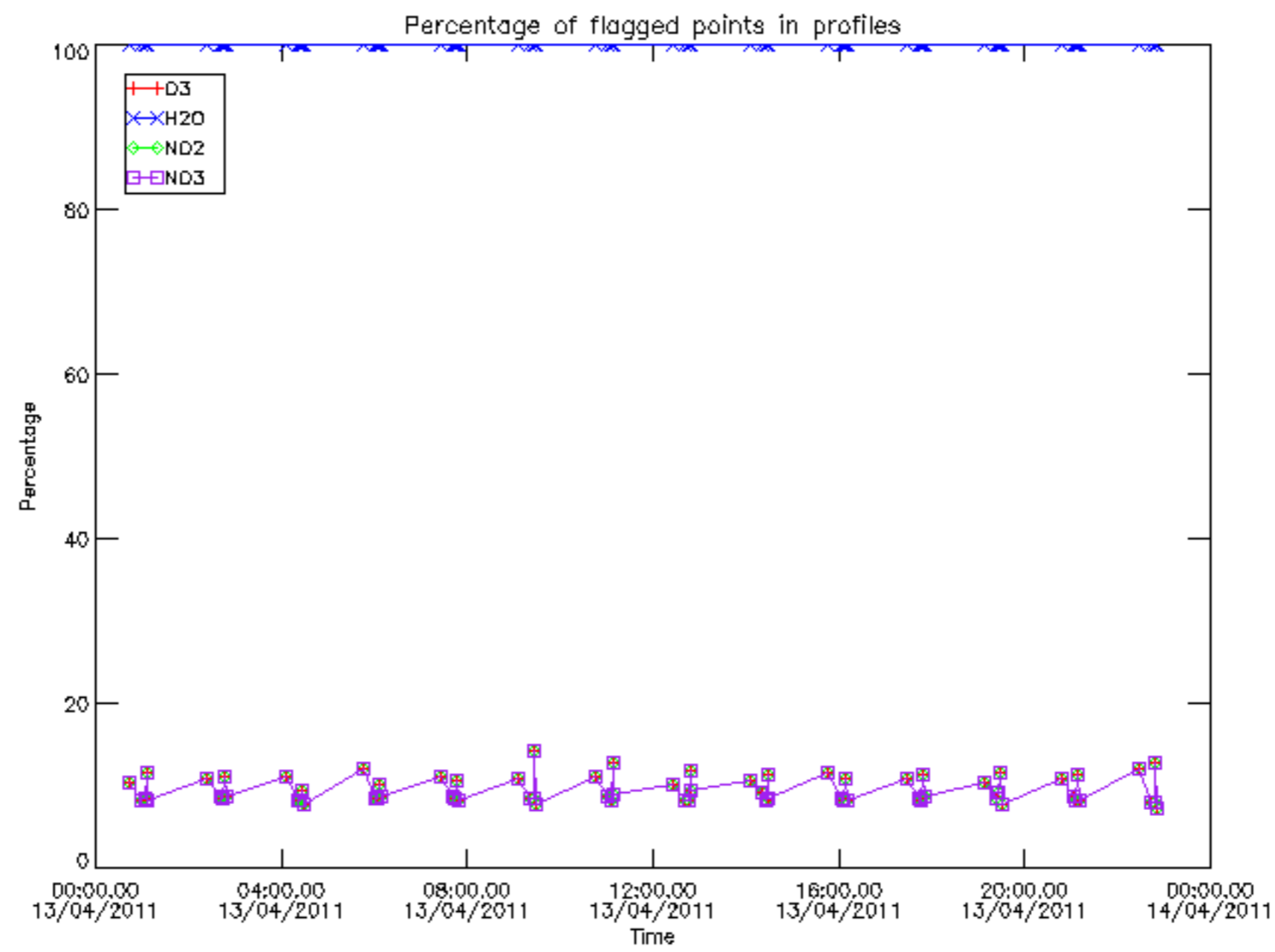
The colorbar represents the latitude.



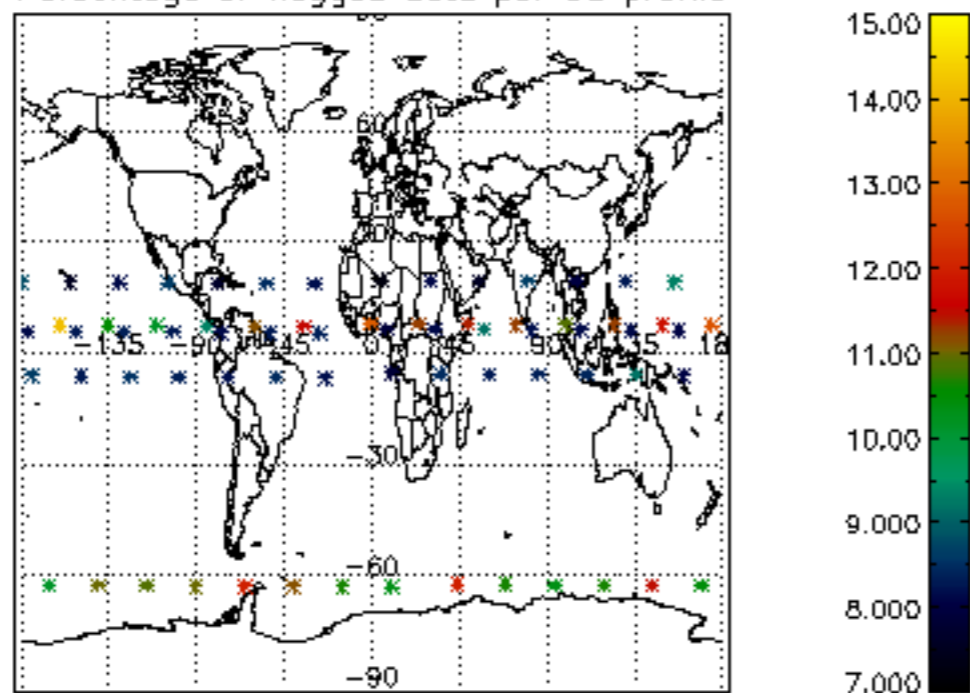
6. Auxiliary Data Files used for the production reported in section 2

The number reported in the third column indicates since which file (see list in section 2) the corresponding auxiliary file has been used. The fourth column is the date of those product files.

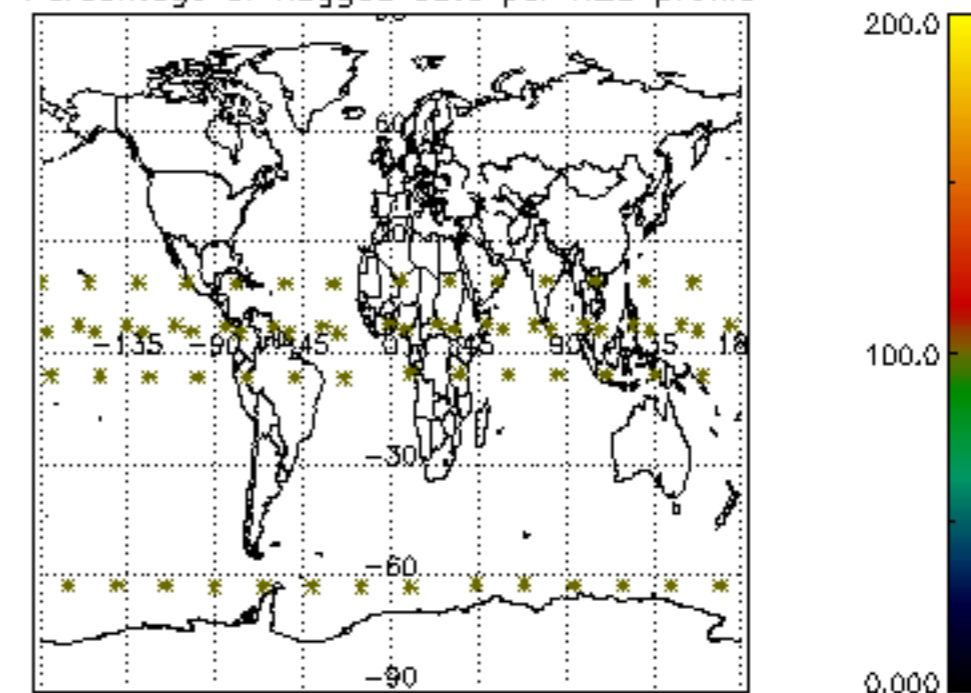
Type	Auxiliary Filename	Used since product	Used since product date
INST_PHYS_CHARACTERISTICS	GOM_INS_AXVIEC20091111_143220_20030716_120000_20500101_000000	1	13-APR-2011 00:01:19
LEVEL-2_PROC_CONFIG	GOM_PR2_AXVIEC20091111_152718_20020301_000000_20500101_000000	1	13-APR-2011 00:01:19
CROSS_SECTIONS_FILE	GOM_CRS_AXVIEC20091111_154832_20020301_000000_20500101_000000	1	13-APR-2011 00:01:19



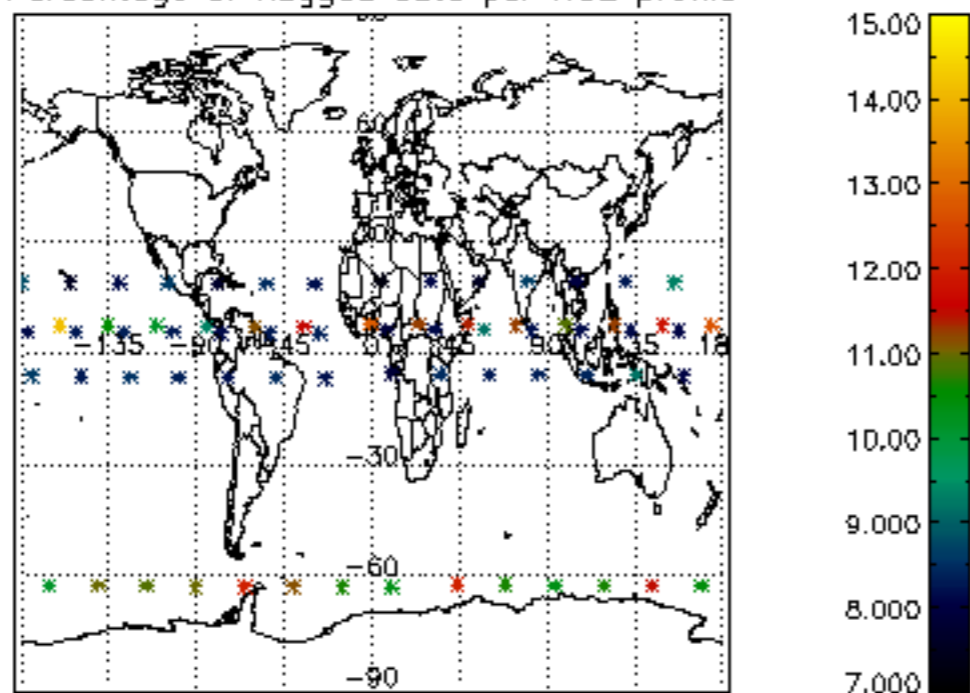
Percentage of flagged data per D3 profile



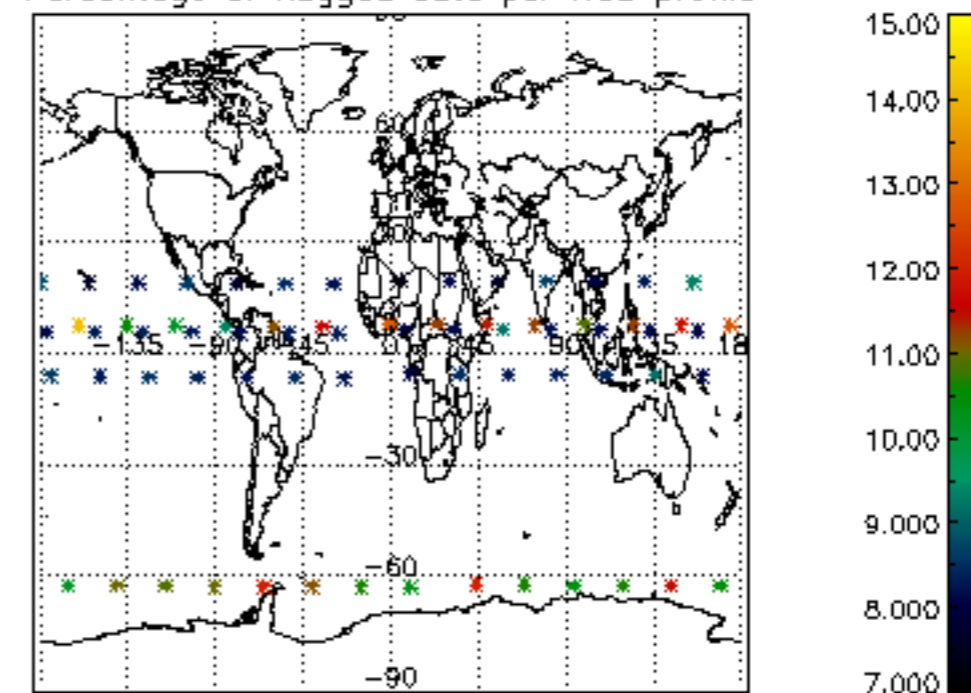
Percentage of flagged data per H2O profile

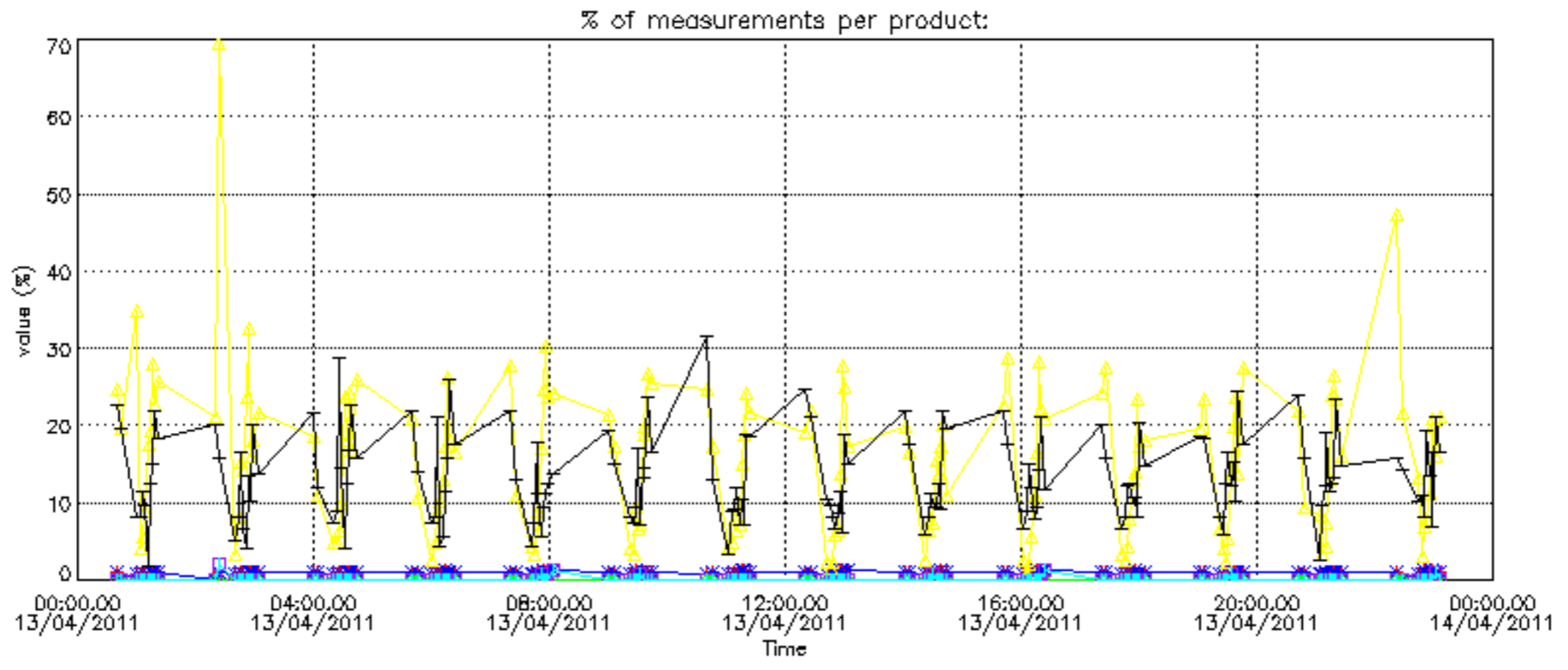


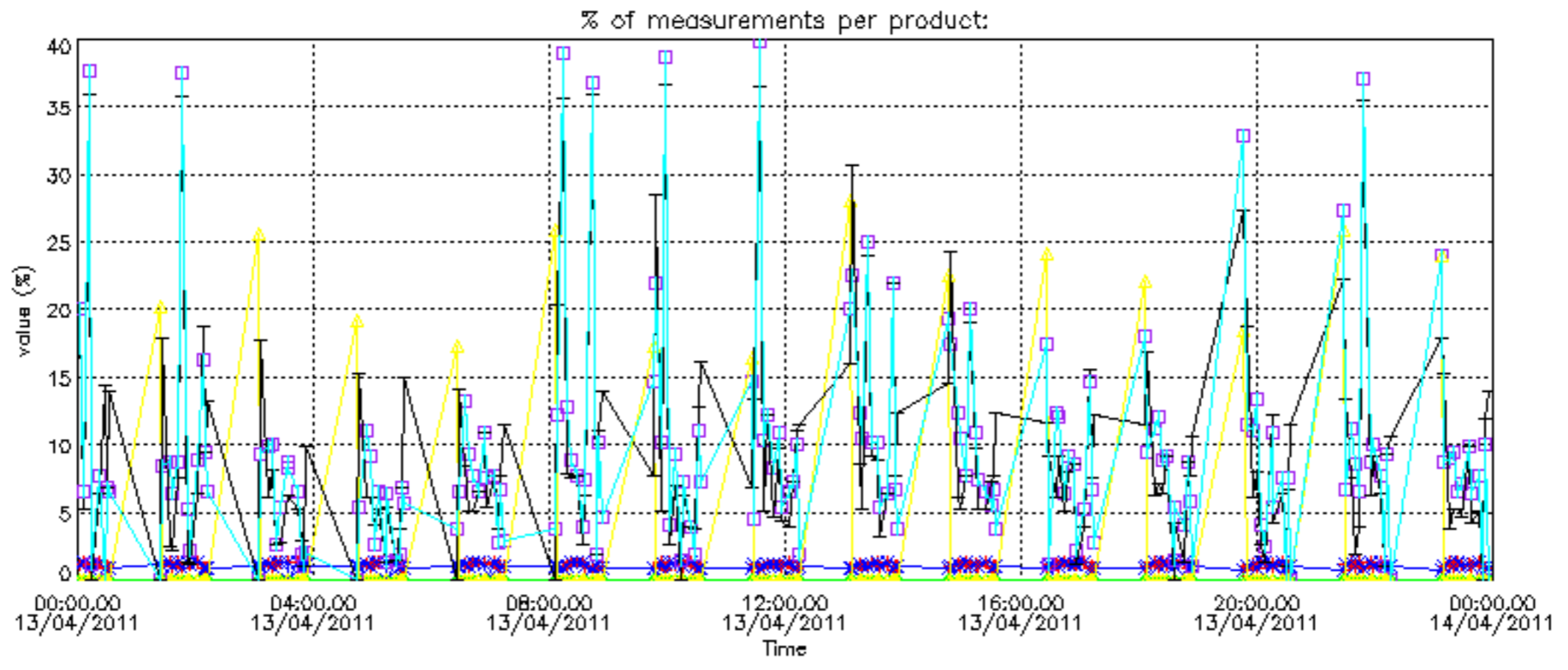
Percentage of flagged data per NO2 profile



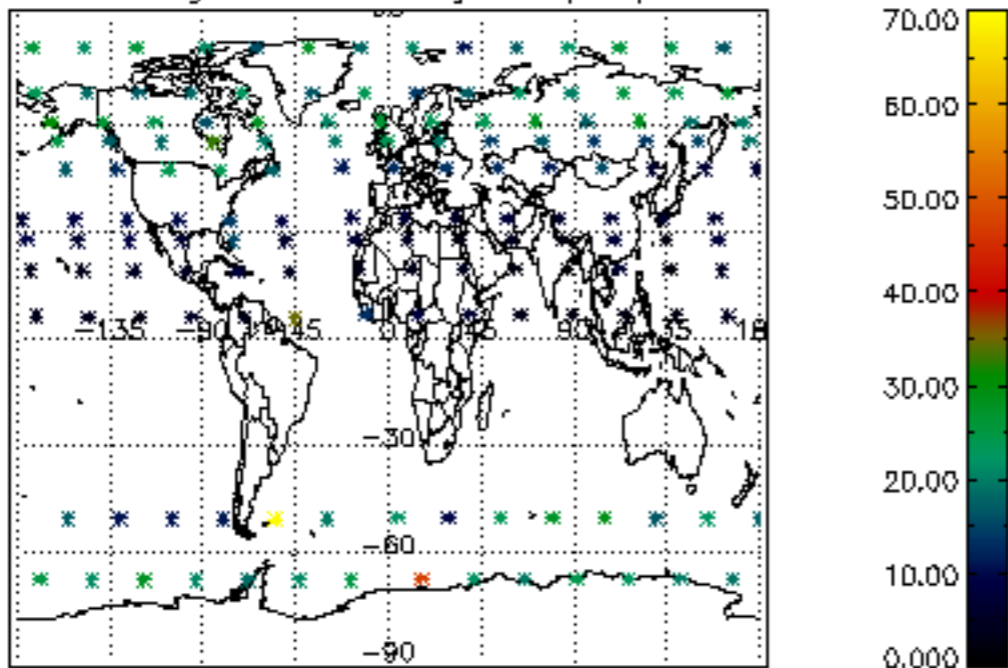
Percentage of flagged data per NO3 profile



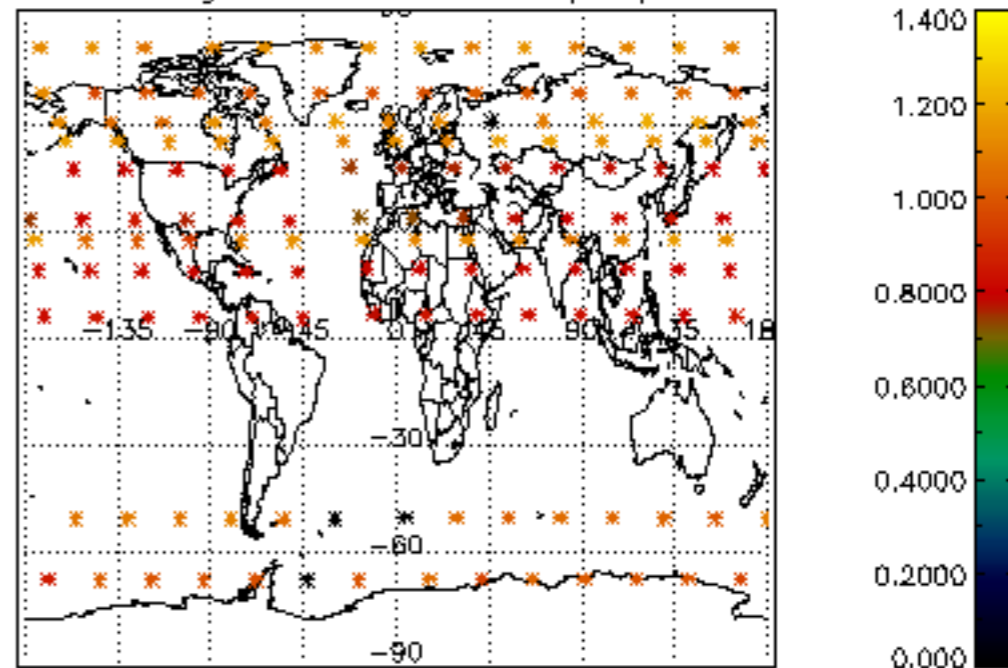




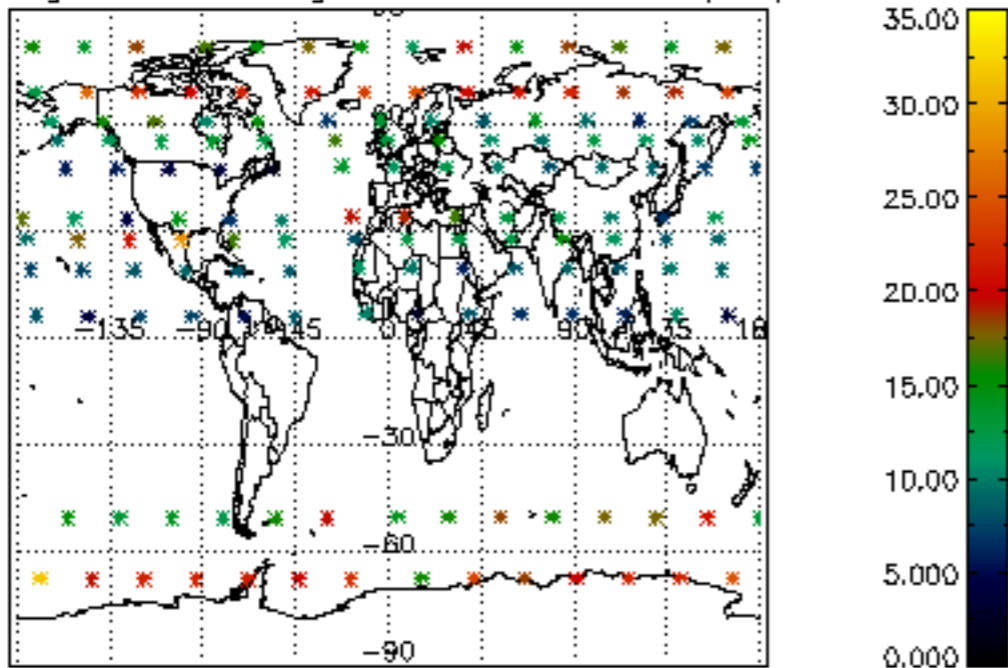
Percentage of cosmic ray hits per profile



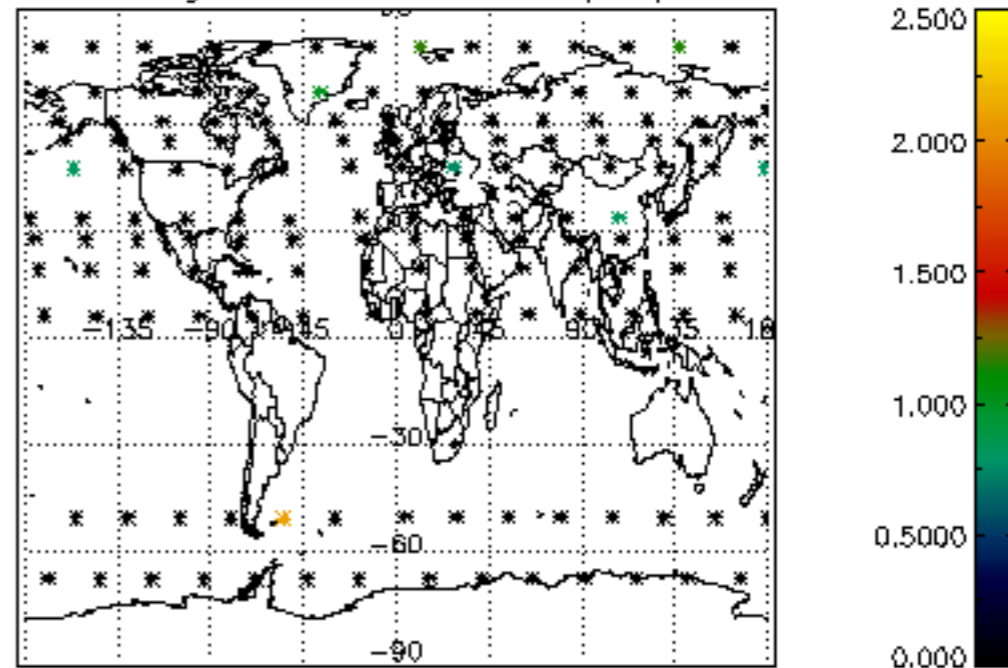
Percentage of datation errors per profile



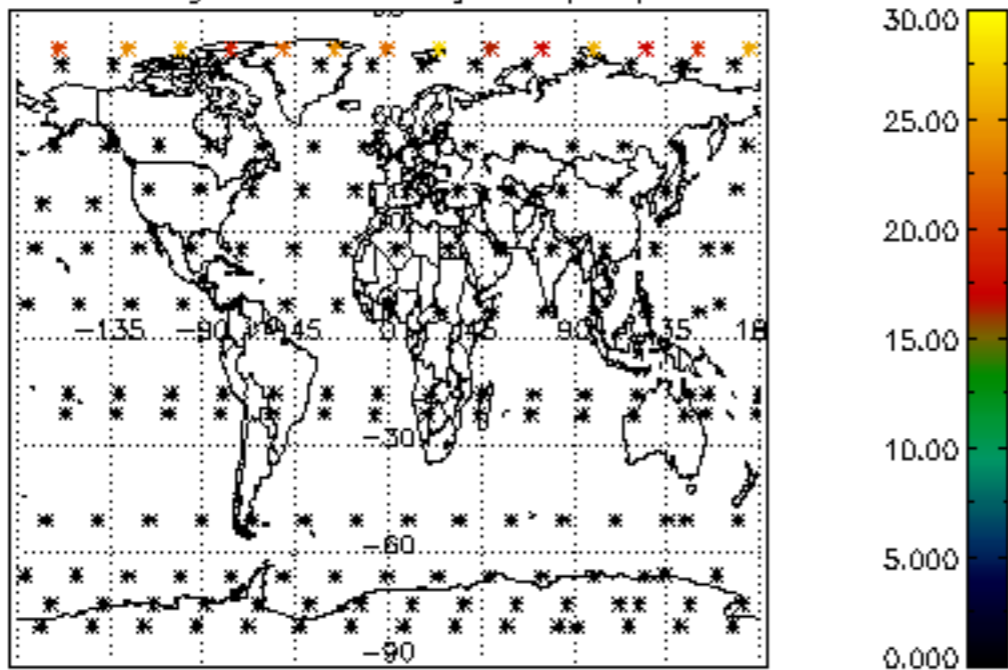
Percentage of star falling outside central band per profile



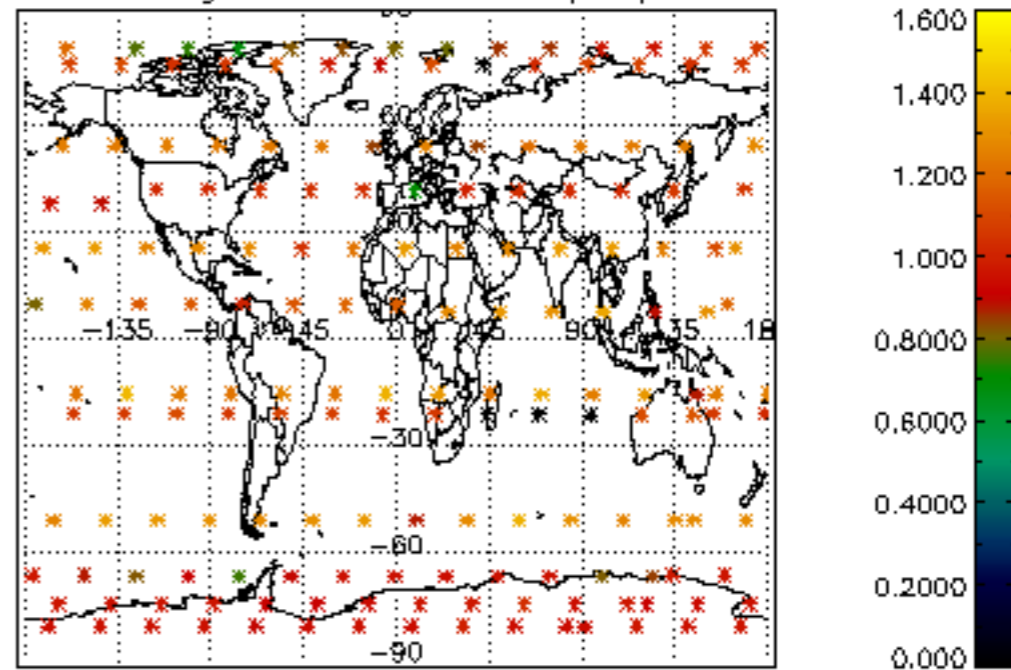
Percentage of saturation errors per profile



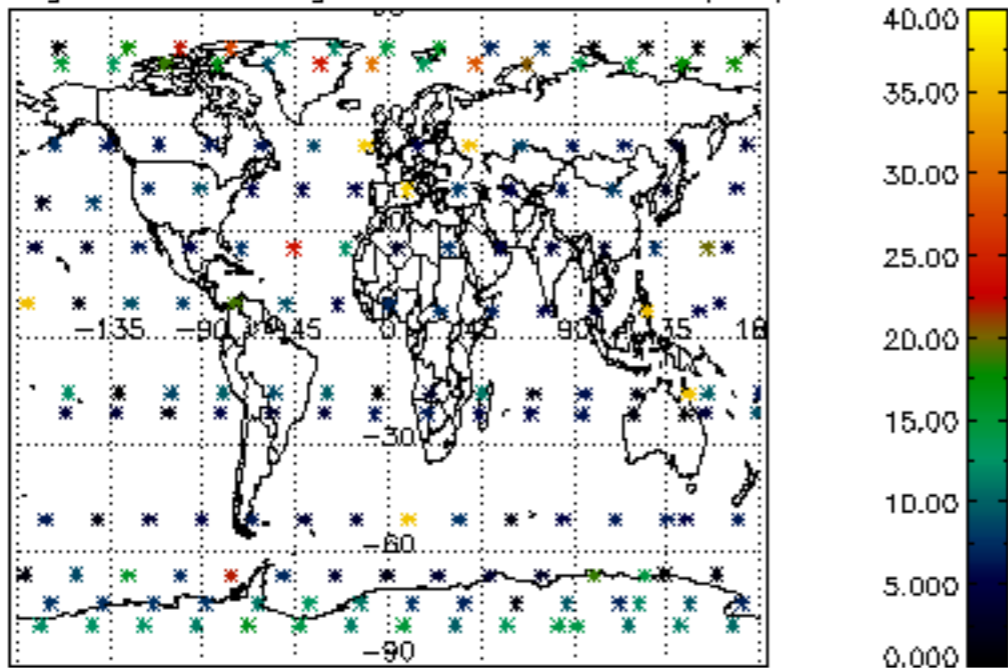
Percentage of cosmic ray hits per profile



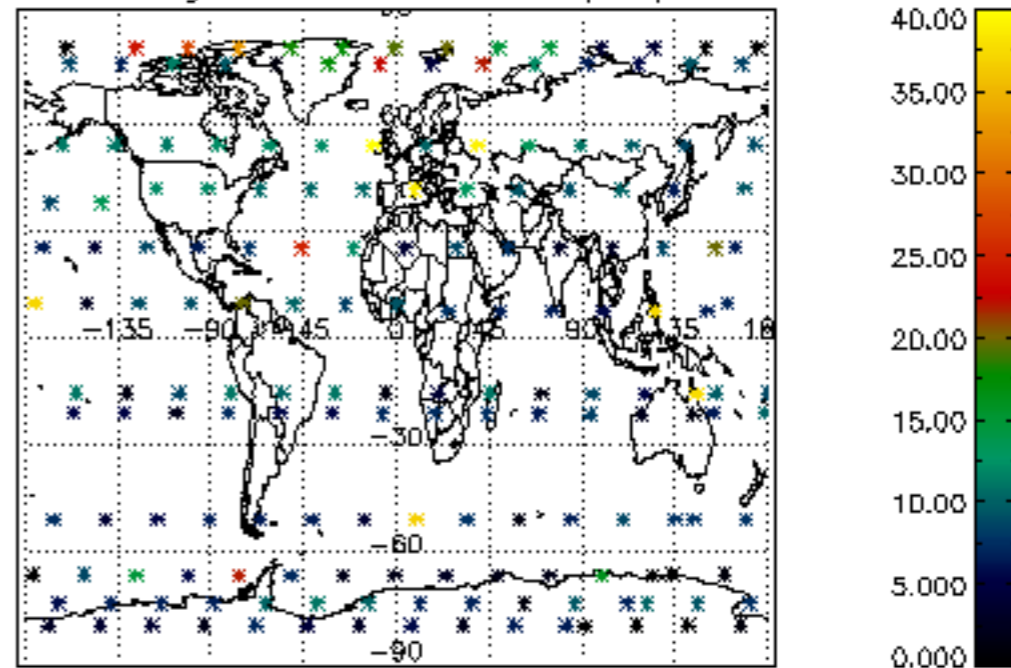
Percentage of datation errors per profile

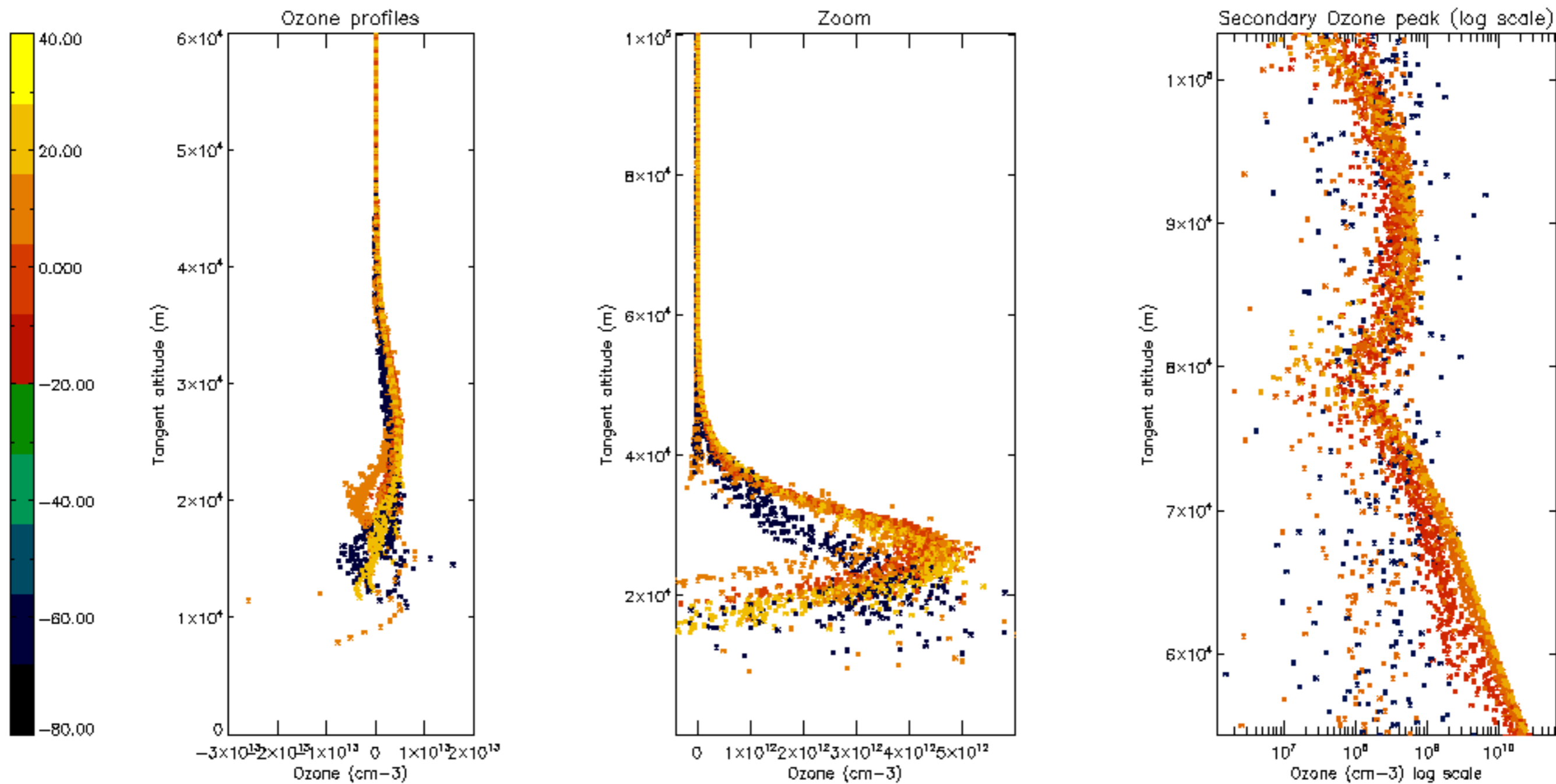


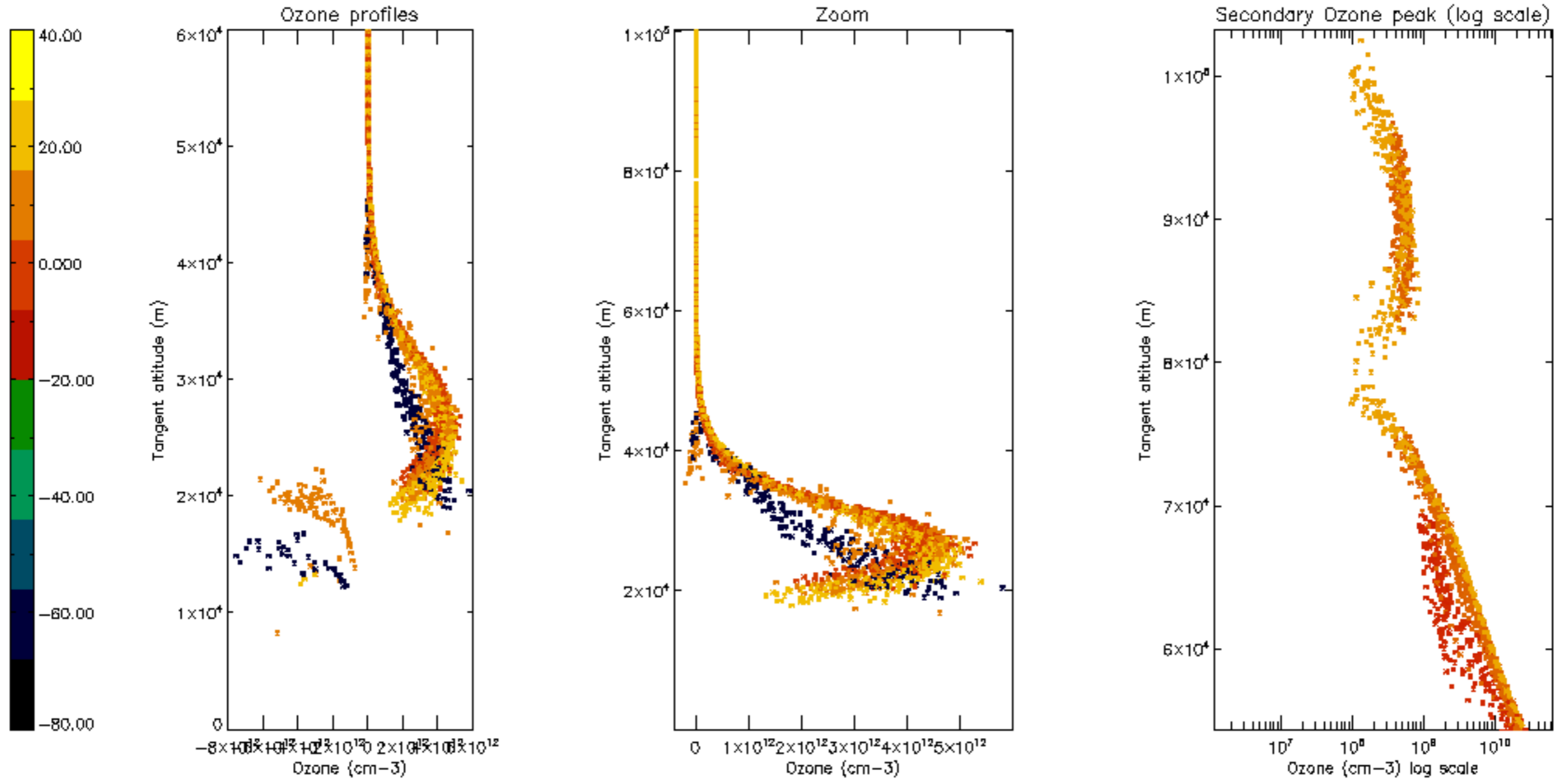
Percentage of star falling outside central band per profile

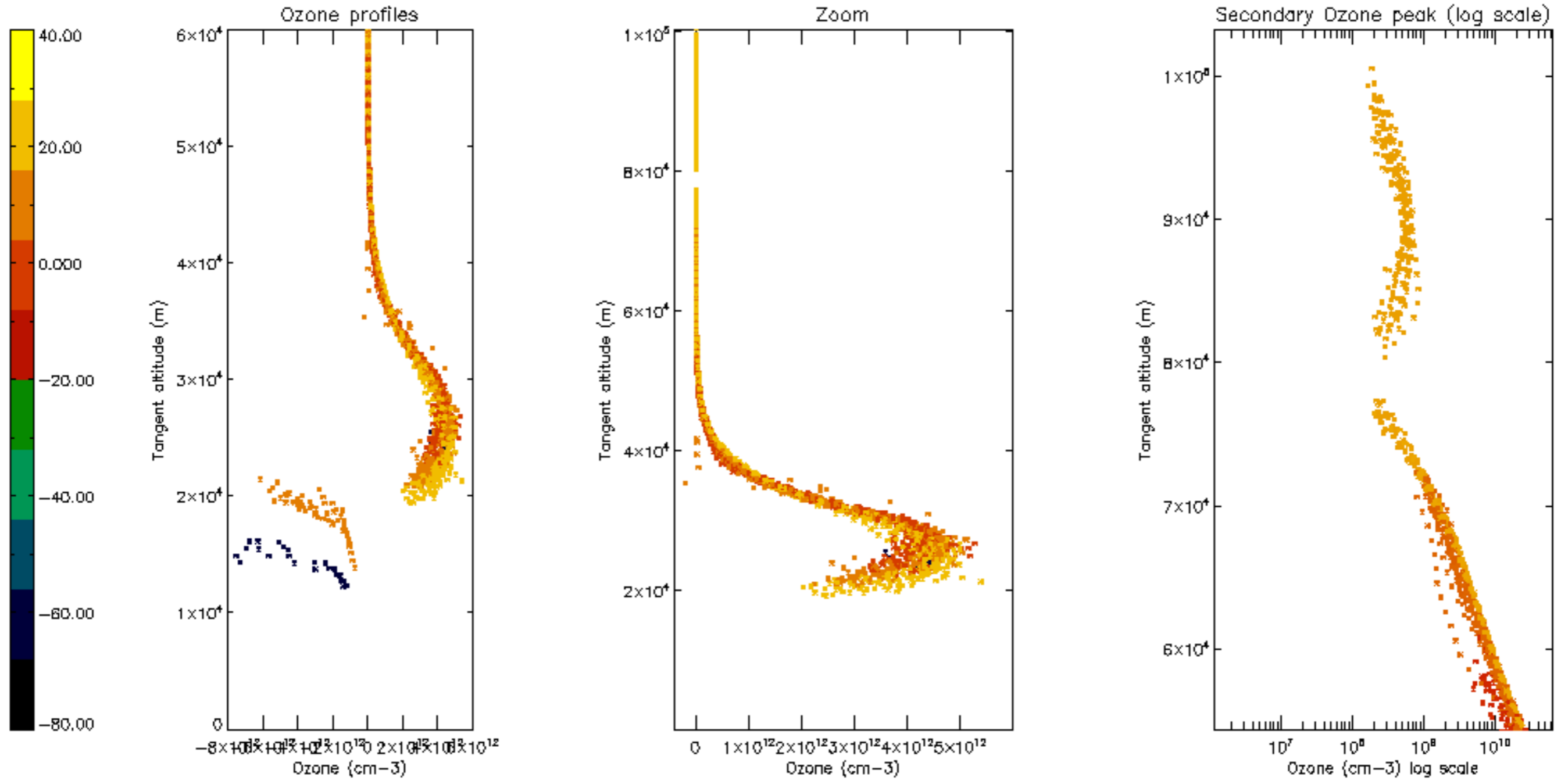


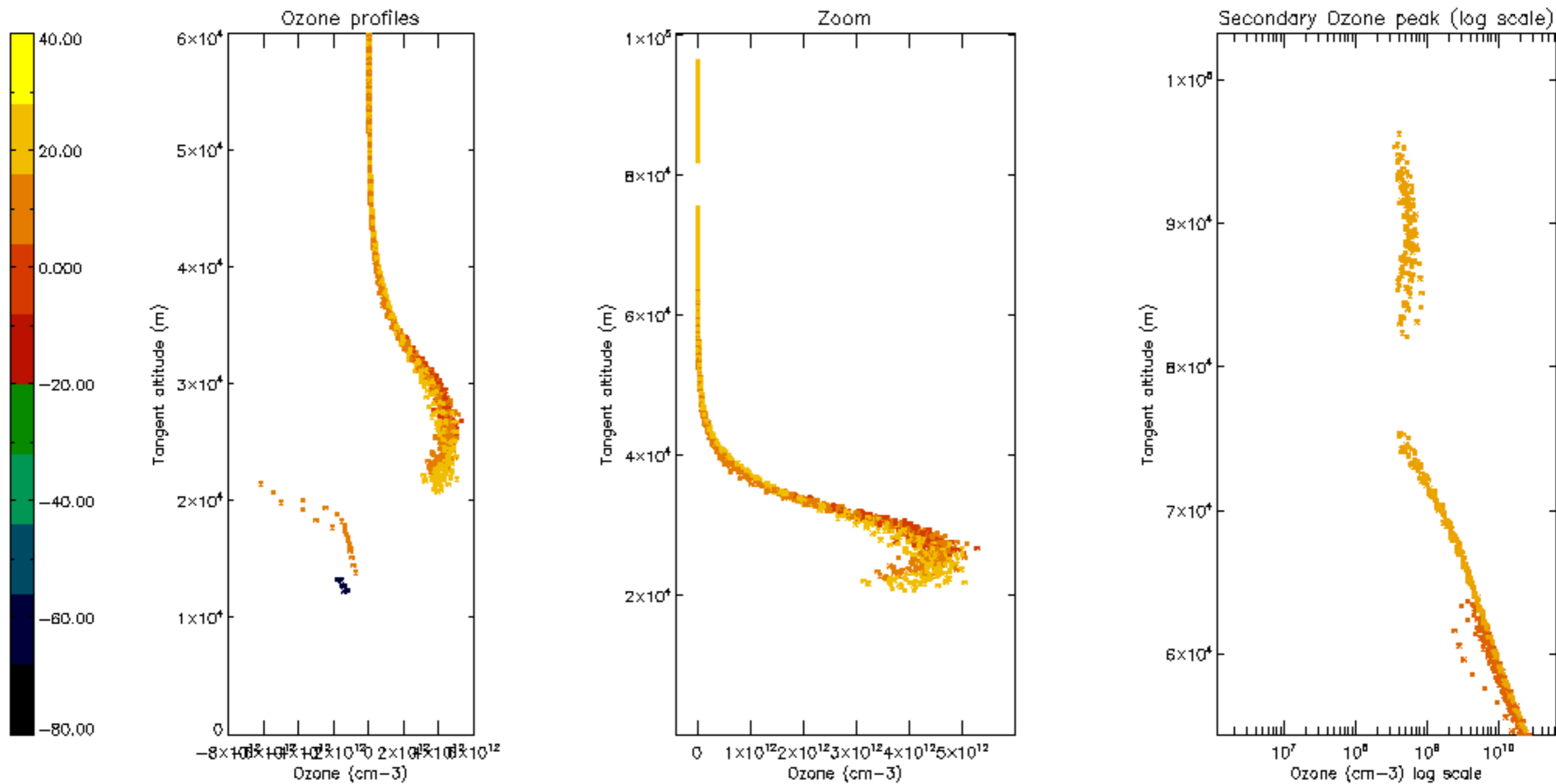
Percentage of saturation errors per profile

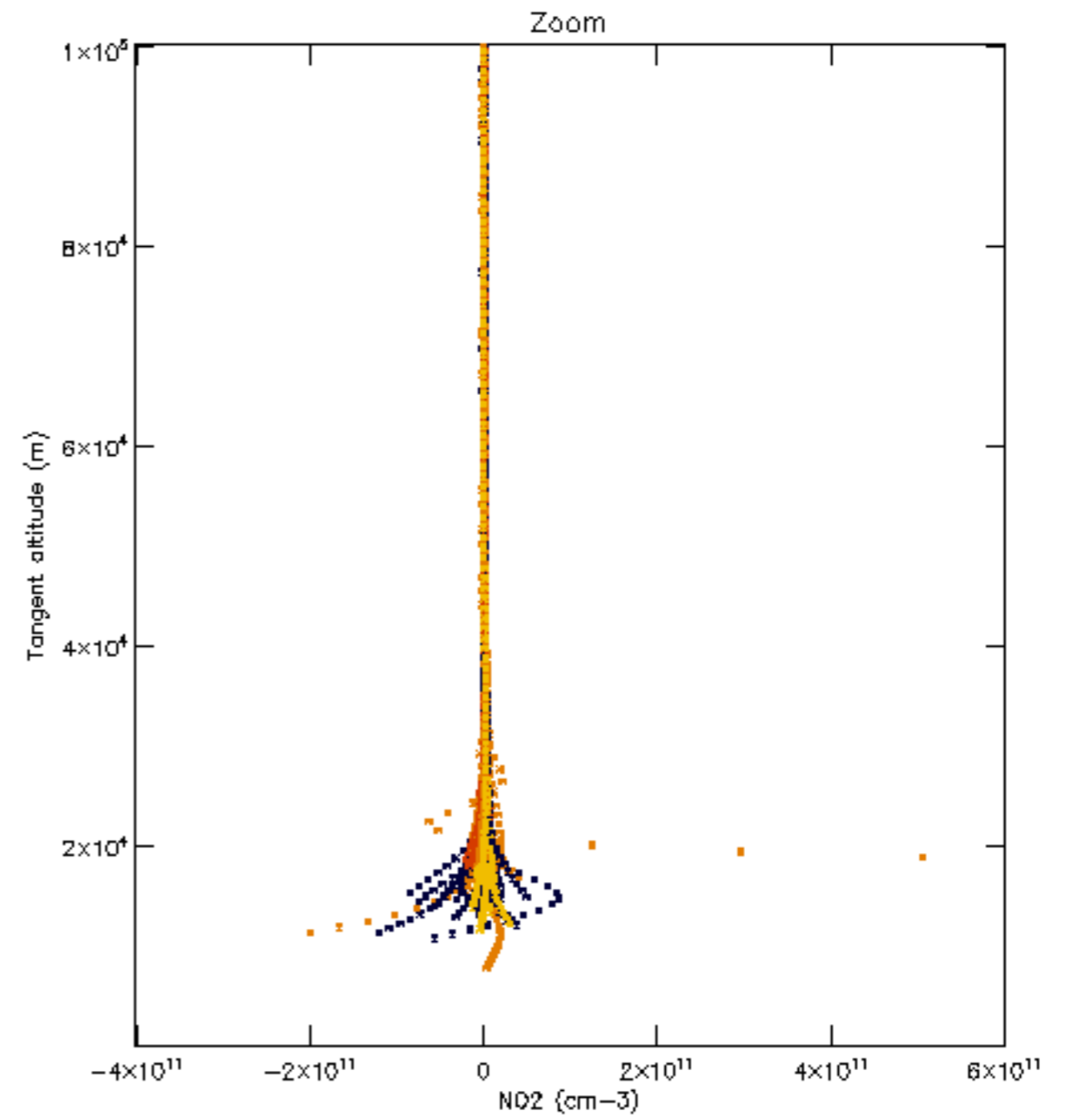
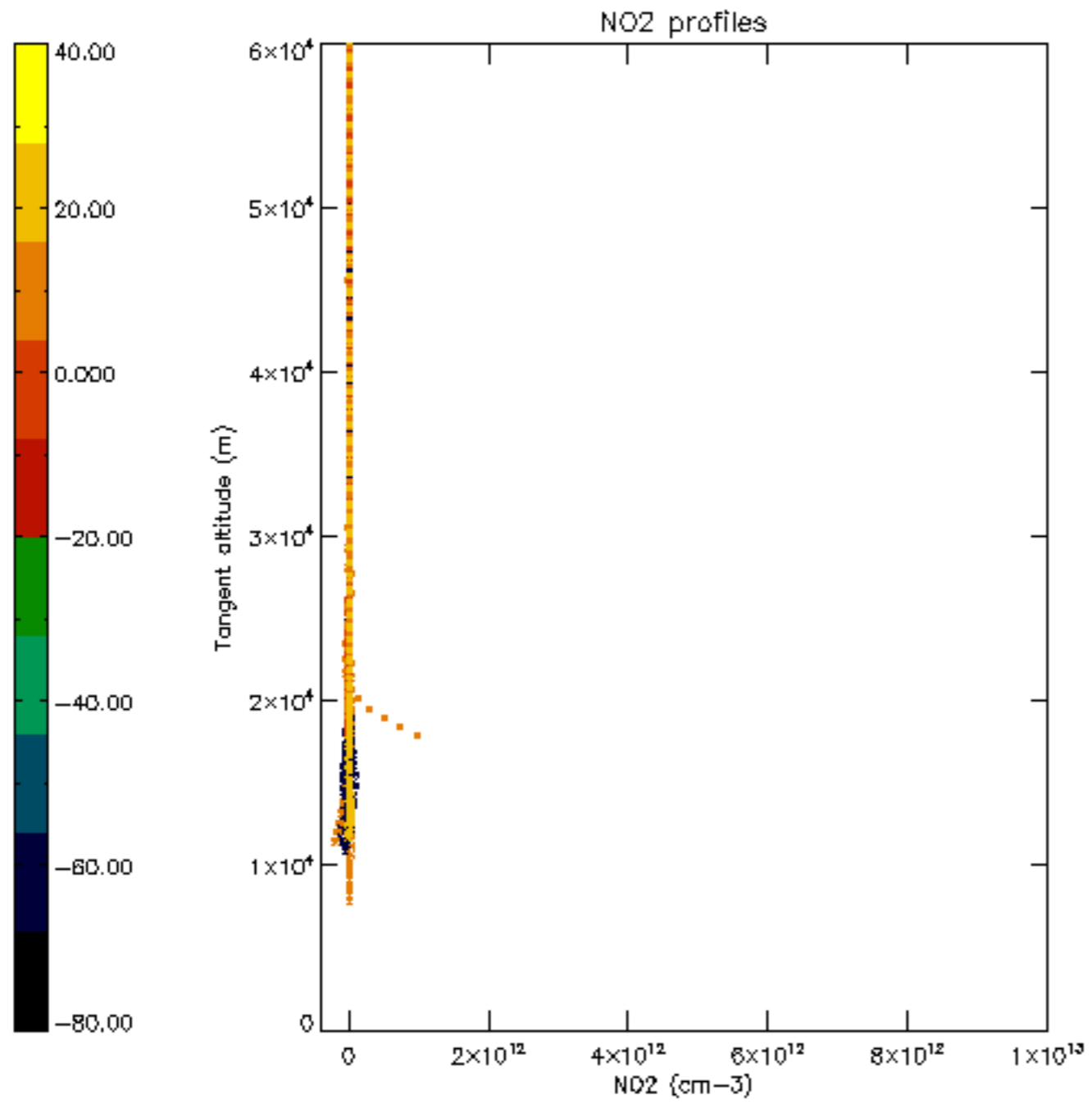


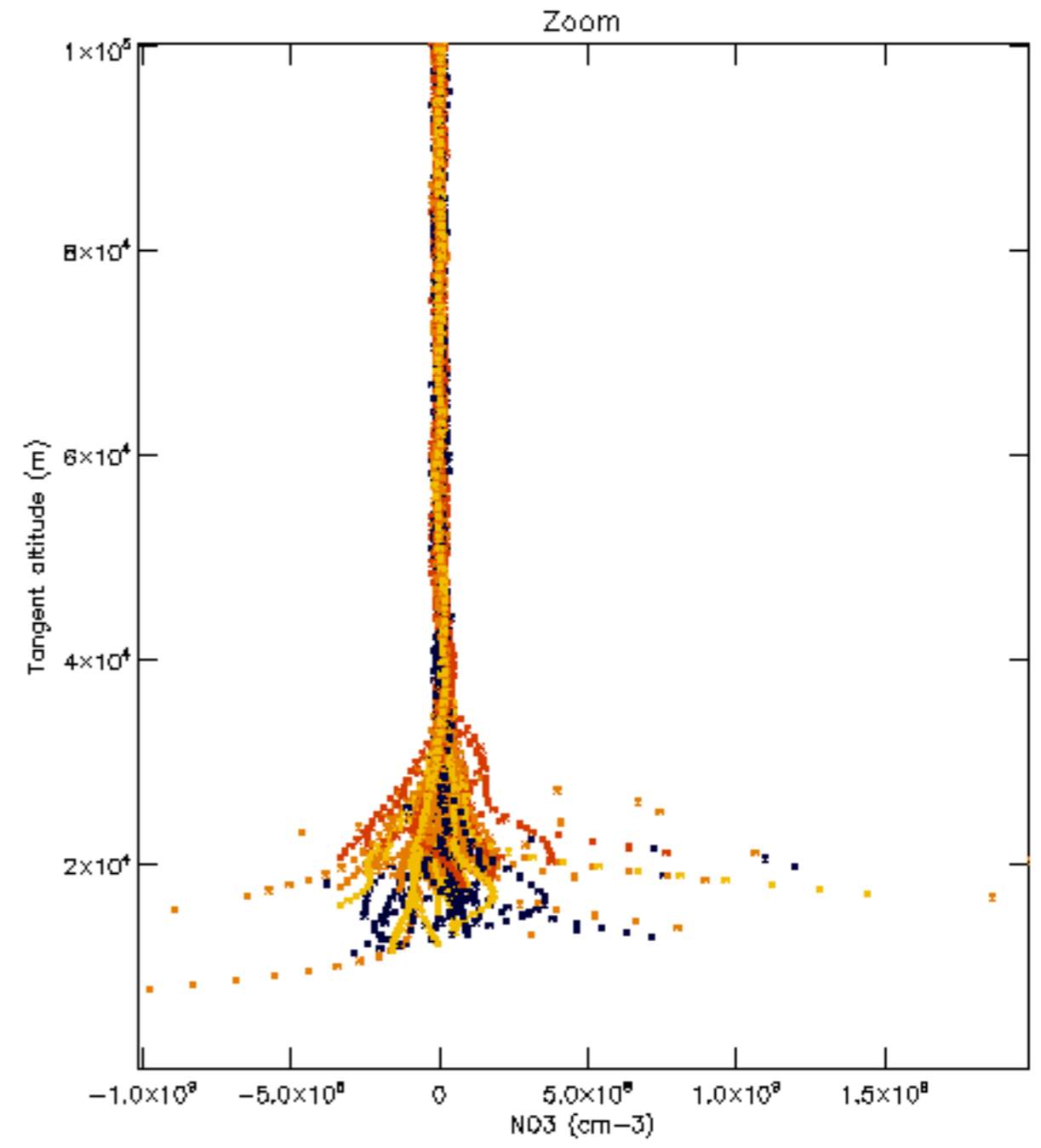
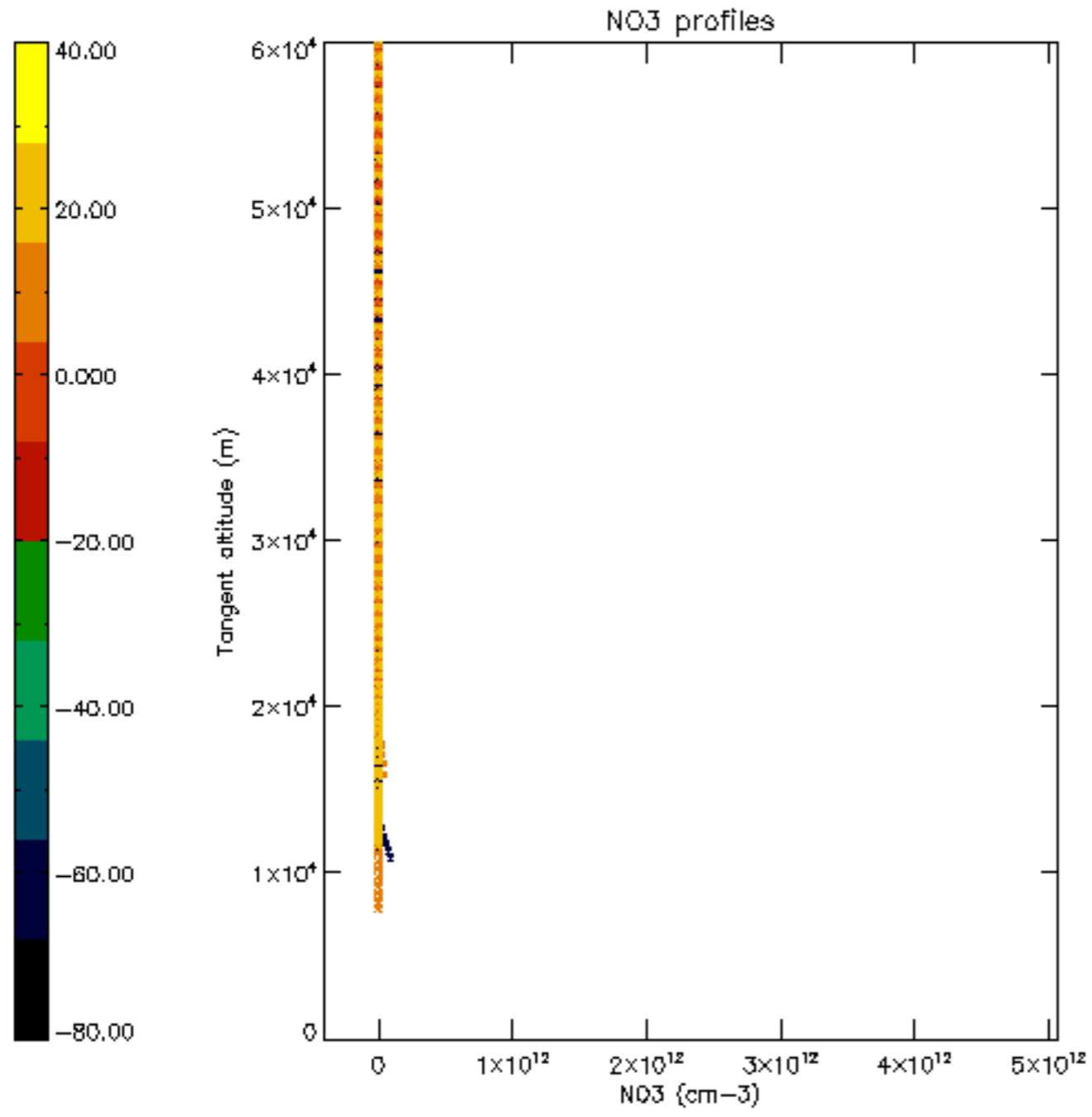


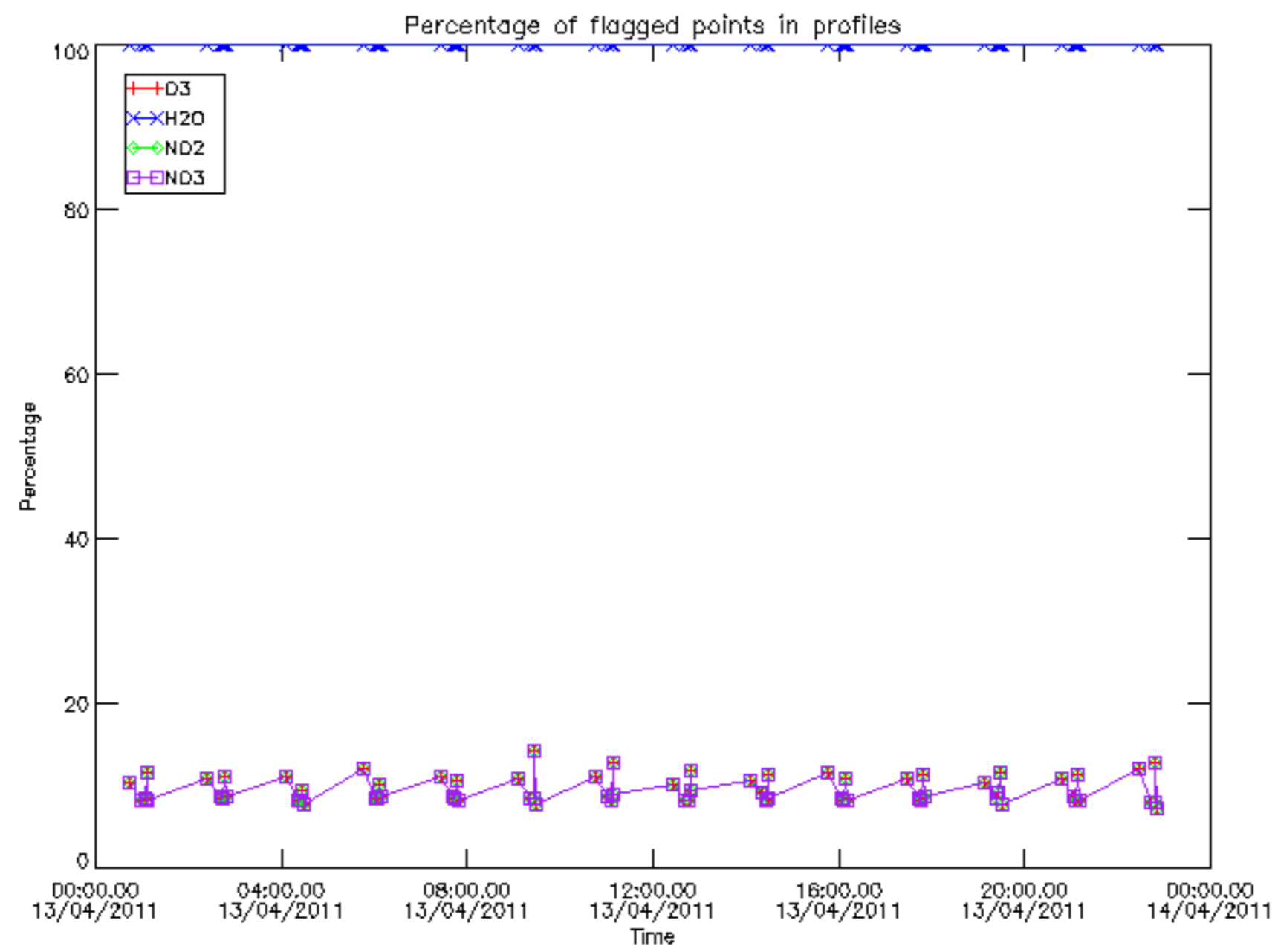




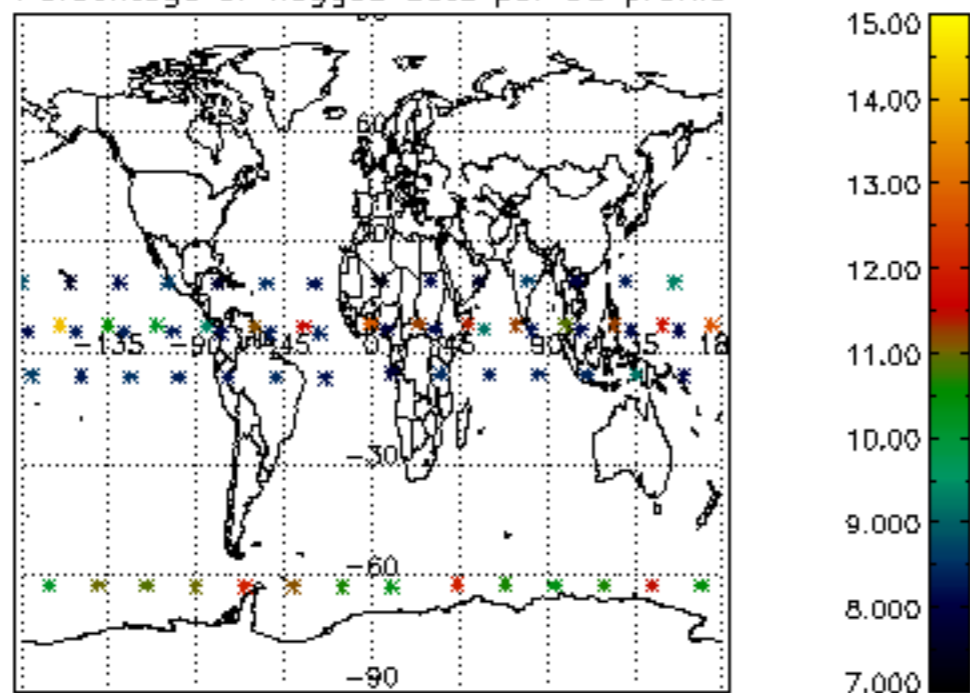




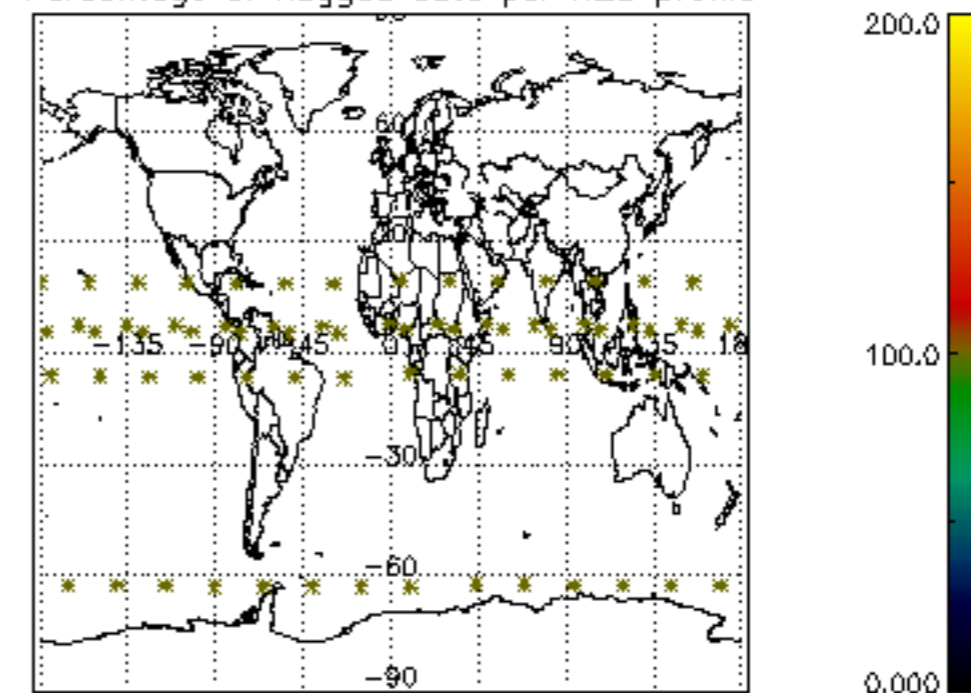




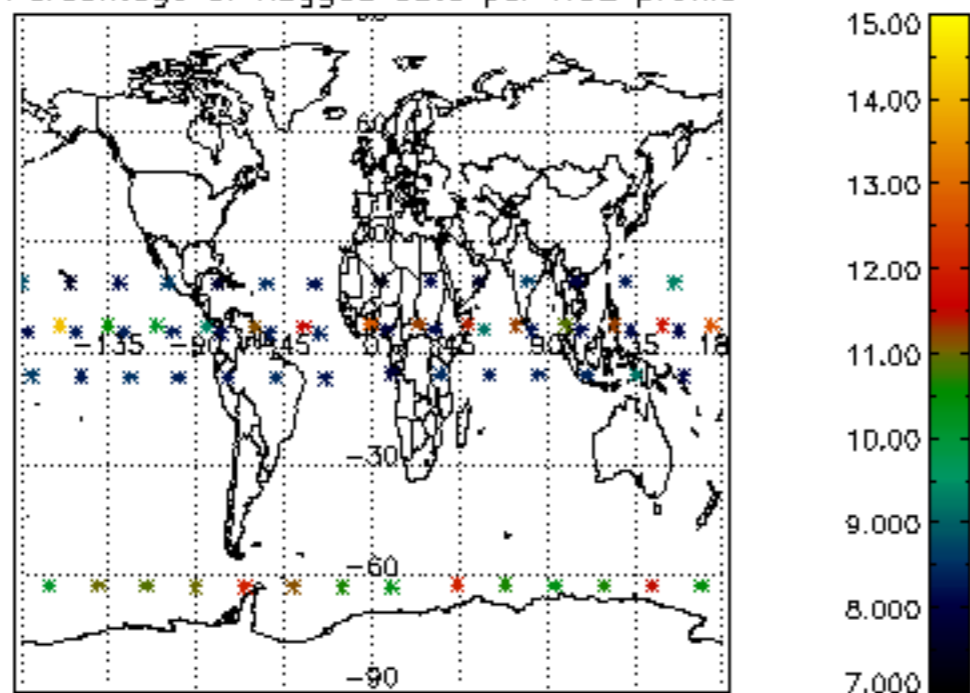
Percentage of flagged data per D3 profile



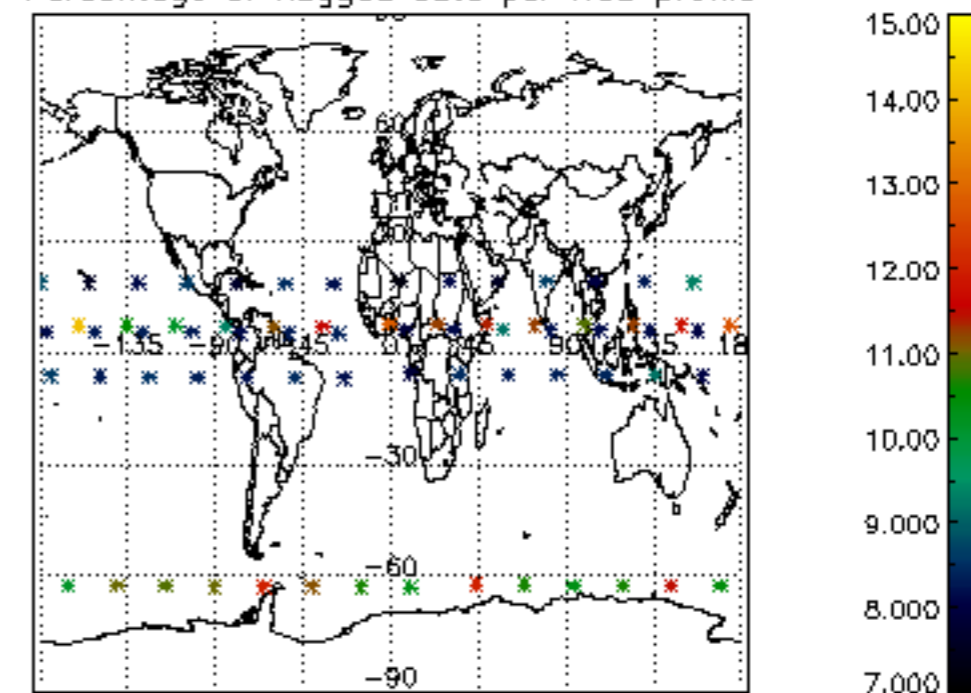
Percentage of flagged data per H2O profile

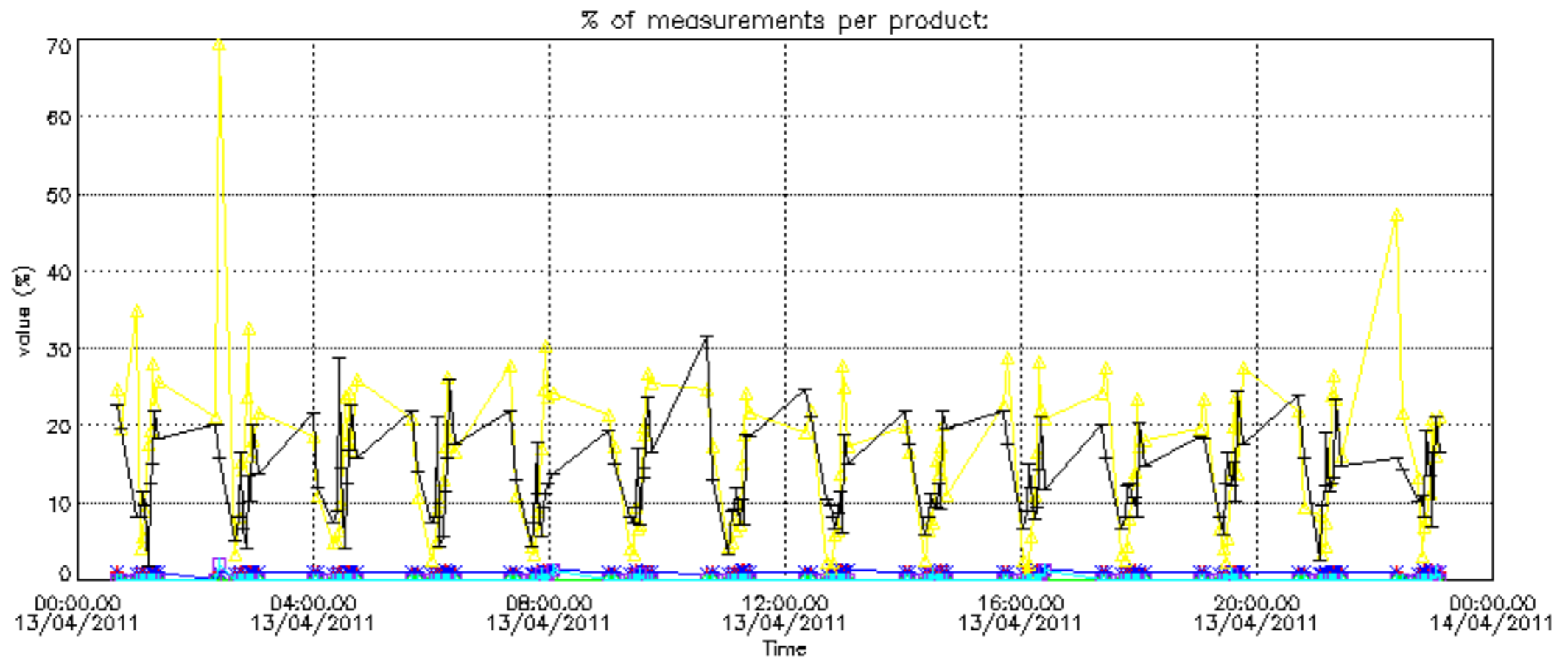


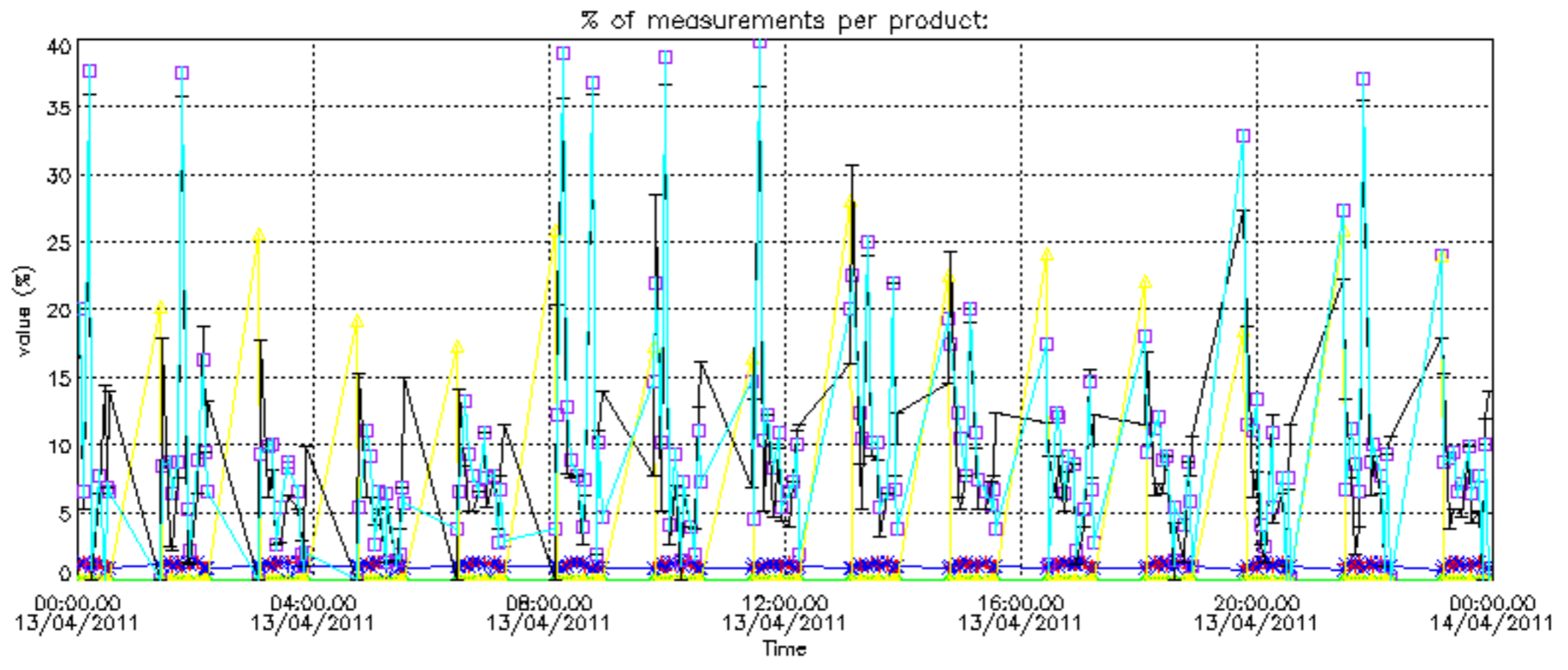
Percentage of flagged data per NO2 profile



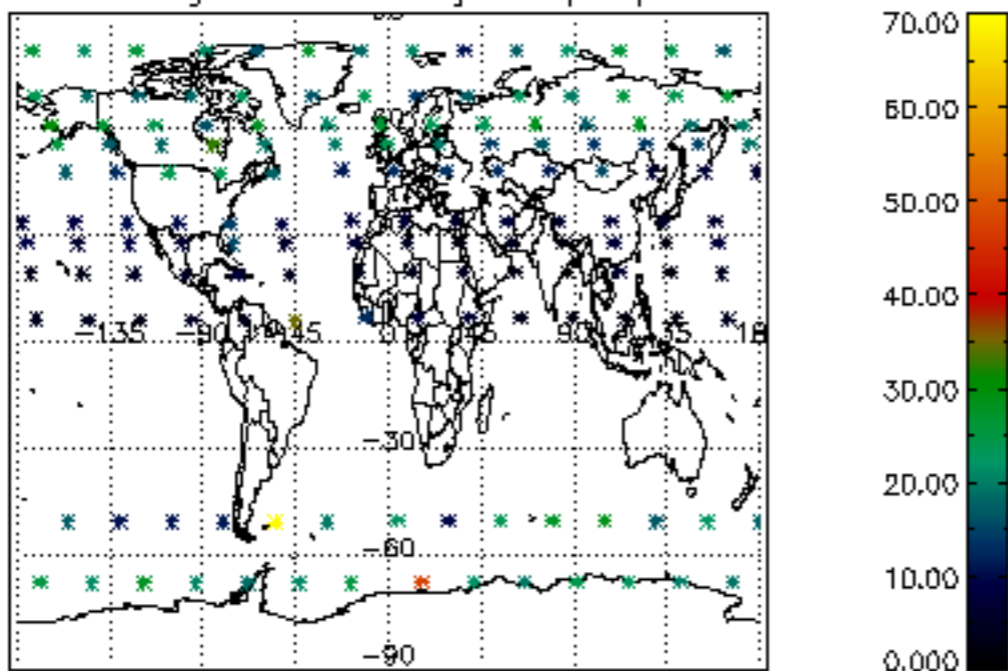
Percentage of flagged data per NO3 profile



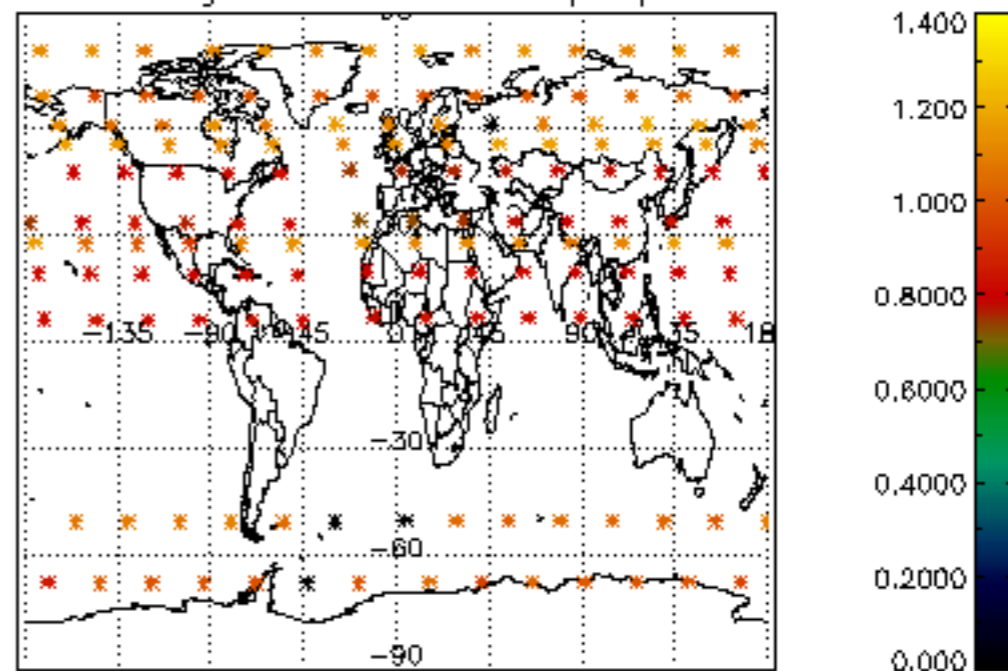




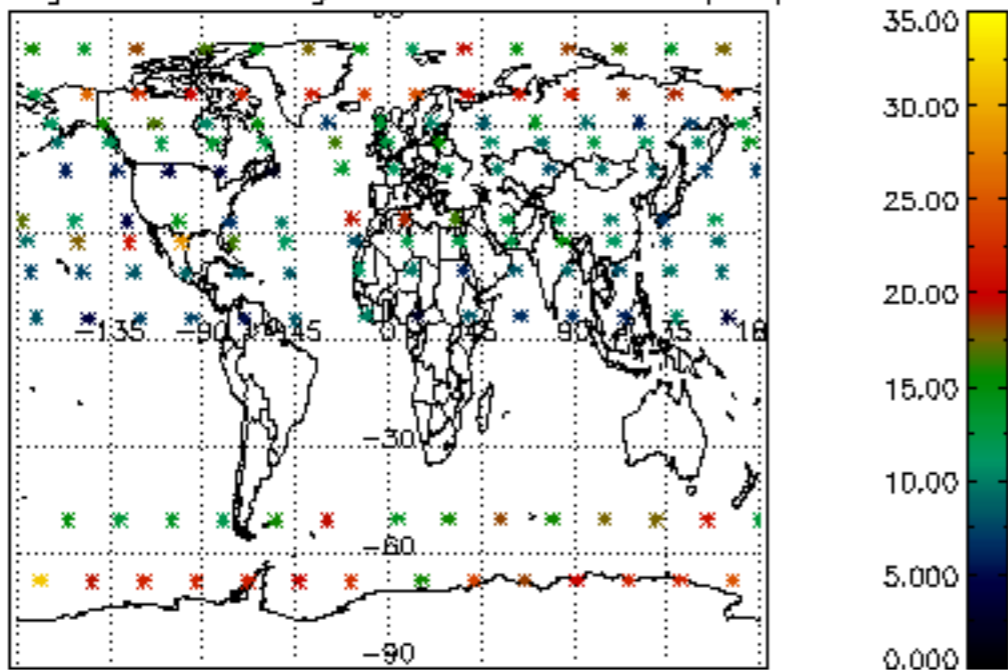
Percentage of cosmic ray hits per profile



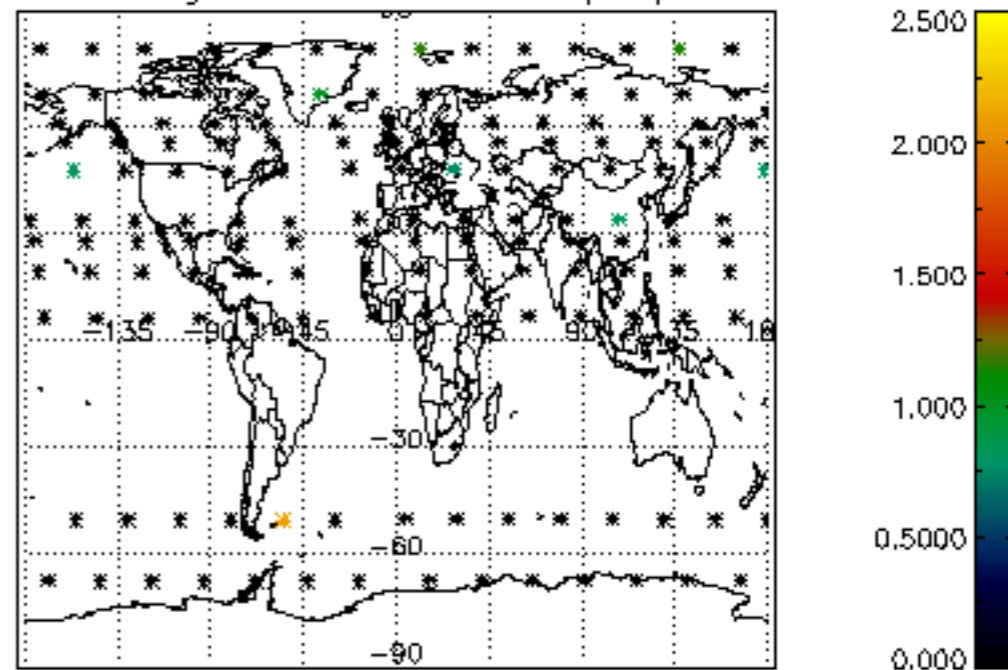
Percentage of datation errors per profile



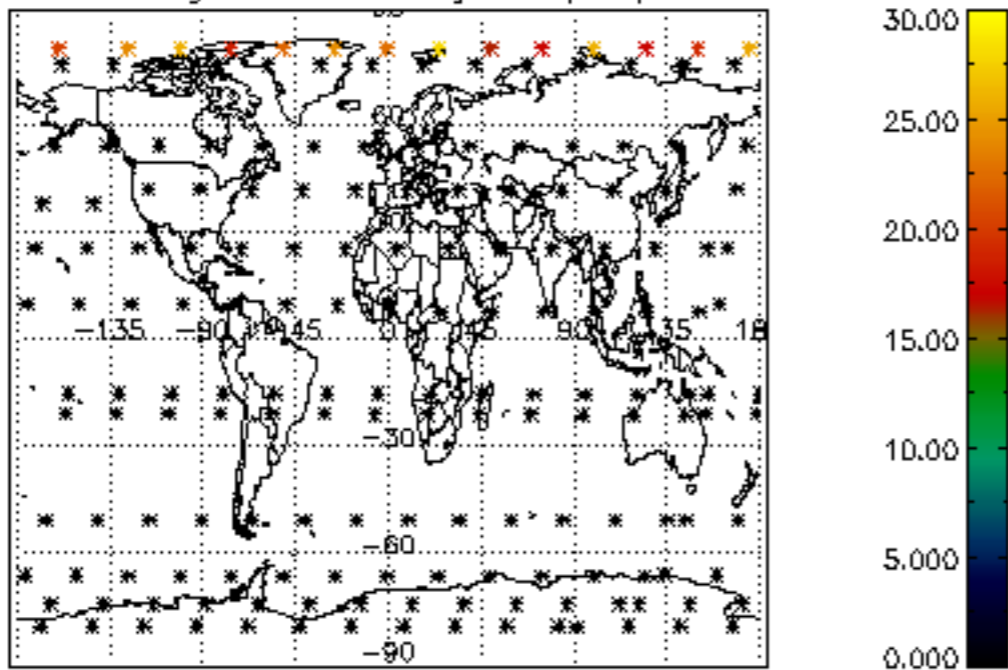
Percentage of star falling outside central band per profile



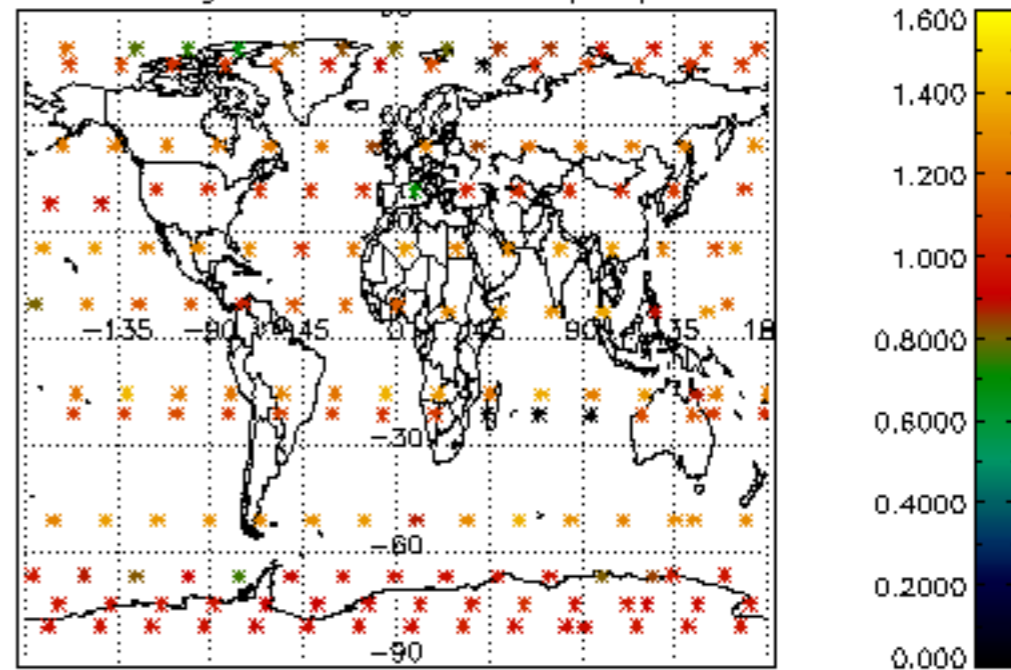
Percentage of saturation errors per profile



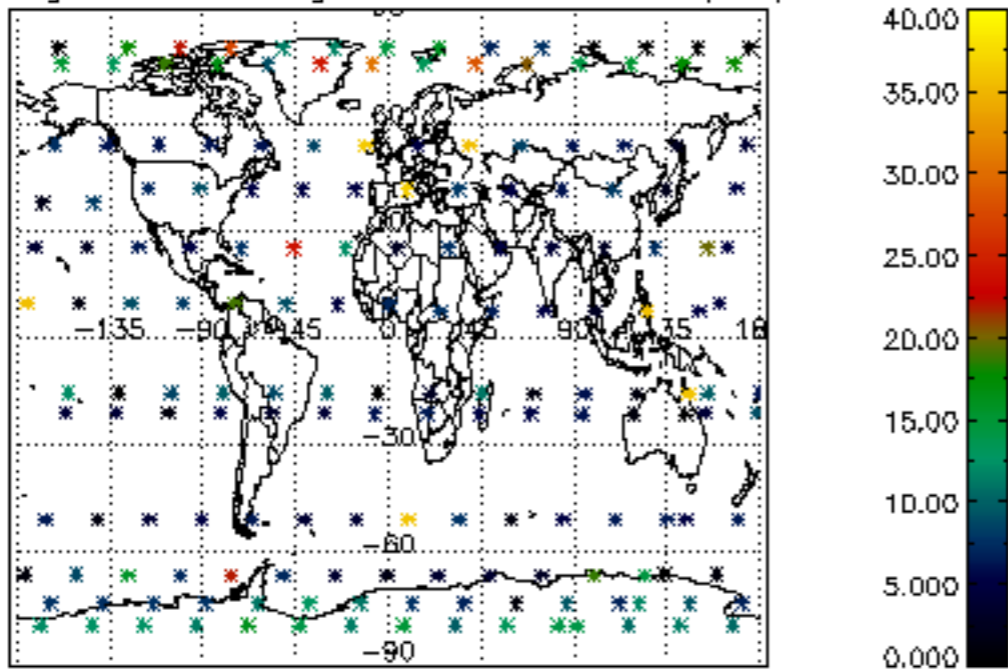
Percentage of cosmic ray hits per profile



Percentage of datation errors per profile



Percentage of star falling outside central band per profile



Percentage of saturation errors per profile

