

GOMOS Level 2 Daily Report

SUMMARY

[1. General Info](#)

[2. Summary of processed GOM_NL_2P products](#)

[3. Level 2 Quality information per product](#)

[3.1 Plot of level 2 quality information per product \(time dependant\)](#)

[3.2 Plot of level 2 quality information per product \(world map\)](#)

[4. Level 1 Quality information per product \(stored on level 2 products\)](#)

[4.1 Plot of level 1 quality information per product \(time dependant\)](#)

[4.1.1 Plot of level 1 quality information per product \(time dependant\): ASCENDING](#)

[4.1.2 Plot of level 1 quality information per product \(time dependant\): DESCENDING](#)

[4.2 Plot of level 1 quality information per product \(world map\)](#)

[4.2.1 Plot of level 1 quality information per product \(world map\): ASCENDING](#)

[4.2.2 Plot of level 1 quality information per product \(world map\): DESCENDING](#)

[5. Ozone profiles based on quality statistics and other trace gas profiles](#)

[5.1 Ozone statistics based on quality of products](#)

[5.2 Plot ozone profiles for all STD \(dark without errors\)](#)

[5.3 Plot ozone profiles where STD < 20% \(dark without errors\)](#)

[5.4. Plot ozone profiles where STD < 10% \(dark without errors\)](#)

[5.5. Plot ozone profiles where STD < 5% \(dark without errors\)](#)

[5.6 Plot NO2 profiles for all STD \(dark without errors\)](#)

[5.7 Plot NO3 profiles for all STD \(dark without errors\)](#)

[5.8 Plot H2O profiles \(only for occultations of stars 1,2,3,4,13,14,16,26,63 dark without errors\) for all STD](#)

[6. Auxiliary Data Files used for the production reported in section 2](#)

This report presents the daily analysis on parameters extracted from GOMOS level 2 data (GOM_NL__2P). It is intended to monitor some important parameters that will impact the quality of these products. A list of level 2 products (and content) that have arrived during the reporting day to the PCF is also given.

Item	Value
Time of report generation	24APR2013 12:18:23
Data source version	GOMOS/6.01
Start time of products	12-04-2011 (12APR2011 00:00:00)
Stop time of products	13-04-2011 (13APR2011 00:00:00)
Store outputs in DB	Yes
Nb of level 2 prods	324
Nb of prods with errors	0

2. Summary of processed GOM_NL__2P products.

Nr	Filename	UTC Start time	Limb	Duration	Star Id	Star Name	Star Mag	Star Temp	Nb Meas	Orbit	Prod. error
1	GOM_NL__2PRFIN20110412_000354_000000623101_00232_47660_1885.N1	12-APR-2011 00:03:54	Dark	62.000	25	35Lam Sco	1.6200	28000.	124	47660	No
2	GOM_NL__2PRFIN20110412_000756_000000543101_00232_47660_1886.N1	12-APR-2011 00:07:56	Straylight	54.000	75	26Eps Sco	2.2910	4250.0	108	47660	No
3	GOM_NL__2PRFIN20110412_001021_000000453101_00232_47660_1887.N1	12-APR-2011 00:10:21	Straylight	44.500	78	Alp Lup	2.3040	28000.	89	47660	No
4	GOM_NL__2PRFIN20110412_001157_000000443101_00232_47660_1888.N1	12-APR-2011 00:11:57	Straylight	44.000	81	Eta Cen	2.3560	28000.	88	47660	No
5	GOM_NL__2PRFIN20110412_001423_000000483101_00232_47660_1889.N1	12-APR-2011 00:14:23	Straylight	47.500	54	5The Cen	2.0550	4500.0	95	47660	No
6	GOM_NL__2PRFIN20110412_001914_000000443101_00232_47660_1890.N1	12-APR-2011 00:19:14	Twilight	44.000	169	46Gam Hya	2.9910	4700.0	88	47660	No
7	GOM_NL__2PRFIN20110412_002257_000000433101_00232_47660_1891.N1	12-APR-2011 00:22:57	Bright	43.000	15	67Alp Vir	0.97600	28000.	86	47660	No
8	GOM_NL__2PRFIN20110412_002601_000000373101_00232_47660_1892.N1	12-APR-2011 00:26:01	Bright	36.500	121	29Gam Vir	2.7400	7200.0	73	47660	No
9	GOM_NL__2PRFIN20110412_002956_000000413101_00232_47660_1893.N1	12-APR-2011 00:29:56	Bright	41.000	138	47Eps Vir	2.8280	4700.0	82	47660	No
10	GOM_NL__2PRFIN20110412_003337_000000503101_00232_47660_1894.N1	12-APR-2011 00:33:37	Bright	49.500	111	8Eta Boo	2.6800	6000.0	99	47660	No
11	GOM_NL__2PRFIN20110412_003807_000000393101_00232_47660_1895.N1	12-APR-2011 00:38:07	Bright	39.000	152	12Alp2CVn	2.8900	11000.	78	47660	No
12	GOM_NL__2PRFIN20110412_004303_000000393101_00232_47660_1896.N1	12-APR-2011 00:43:03	Bright	38.500	32	77Eps UMa	1.7630	11000.	77	47660	No
13	GOM_NL__2PRFIN20110412_004928_000000403101_00232_47660_1897.N1	12-APR-2011 00:49:28	Bright	39.500	60	7Bet UMi	2.0810	3950.0	79	47660	No
14	GOM_NL__2PRFIN20110412_005111_000000483101_00232_47660_1898.N1	12-APR-2011 00:51:11	Bright	47.500	119	14Eta Dra	2.7270	4700.0	95	47660	No
15	GOM_NL__2PRFIN20110412_005925_000000403101_00232_47660_1899.N1	12-APR-2011 00:59:25	Bright	39.500	89	5Alp Cep	2.4510	8000.0	79	47660	No
16	GOM_NL__2PRFIN20110412_010400_000000563101_00232_47660_1900.N1	12-APR-2011 01:04:00	Bright	55.500	144	18Del Cyg	2.8600	11000.	111	47660	No
17	GOM_NL__2PRFIN20110412_010623_000000523101_00232_47660_1901.N1	12-APR-2011 01:06:23	Bright	52.000	66	37Gam Cyg	2.2080	5900.0	104	47660	No
18	GOM_NL__2PRFIN20110412_010847_000000513101_00232_47660_1902.N1	12-APR-2011 01:08:47	Bright	51.000	92	53Eps Cyg	2.5000	4500.0	102	47660	No
19	GOM_NL__2PRFIN20110412_011557_000000513101_00232_47660_1903.N1	12-APR-2011 01:15:57	Twilight	51.000	61	8Eps Peg	2.1000	3900.0	102	47660	No
20	GOM_NL__2PRFIN20110412_012053_000000463101_00232_47660_1904.N1	12-APR-2011 01:20:53	Dark	46.000	154	22Bet Aqr	2.8990	5700.0	92	47660	No
21	GOM_NL__2PRFIN20110412_014006_000000623101_00233_47661_1894.N1	12-APR-2011 01:40:06	Dark	62.000	38	20Eps Sgr	1.8360	11000.	124	47661	No
22	GOM_NL__2PRFIN20110412_014409_000000613101_00233_47661_1895.N1	12-APR-2011 01:44:09	Dark	60.500	25	35Lam Sco	1.6200	28000.	121	47661	No
23	GOM_NL__2PRFIN20110412_014811_000000543101_00233_47661_1896.N1	12-APR-2011 01:48:11	Straylight	54.000	75	26Eps Sco	2.2910	4250.0	108	47661	No
24	GOM_NL__2PRFIN20110412_015036_000000483101_00233_47661_1897.N1	12-APR-2011 01:50:36	Straylight	47.500	78	Alp Lup	2.3040	28000.	95	47661	No
25	GOM_NL__2PRFIN20110412_015212_000000463101_00233_47661_1898.N1	12-APR-2011 01:52:12	Straylight	45.500	81	Eta Cen	2.3560	28000.	91	47661	No
26	GOM_NL__2PRFIN20110412_015438_000000493101_00233_47661_1899.N1	12-APR-2011 01:54:38	Straylight	48.500	54	5The Cen	2.0550	4500.0	97	47661	No
27	GOM_NL__2PRFIN20110412_015928_000000463101_00233_47661_1900.N1	12-APR-2011 01:59:28	Twilight	46.000	169	46Gam Hya	2.9910	4700.0	92	47661	No
28	GOM_NL__2PRFIN20110412_020311_000000473101_00233_47661_1901.N1	12-APR-2011 02:03:11	Bright	46.500	15	67Alp Vir	0.97600	28000.	93	47661	No
29	GOM_NL__2PRFIN20110412_020616_000000403101_00233_47661_1902.N1	12-APR-2011 02:06:16	Bright	39.500	121	29Gam Vir	2.7400	7200.0	79	47661	No
30	GOM_NL__2PRFIN20110412_021009_000000413101_00233_47661_1903.N1	12-APR-2011 02:10:09	Bright	40.500	138	47Eps Vir	2.8280	4700.0	81	47661	No
31	GOM_NL__2PRFIN20110412_021350_000000523101_00233_47661_1904.N1	12-APR-2011 02:13:50	Bright	51.500	111	8Eta Boo	2.6800	6000.0	103	47661	No
32	GOM_NL__2PRFIN20110412_021820_000000413101_00233_47661_1905.N1	12-APR-2011 02:18:20	Bright	40.500	152	12Alp2CVn	2.8900	11000.	81	47661	No
33	GOM_NL__2PRFIN20110412_022316_000000383101_00233_47661_1906.N1	12-APR-2011 02:23:16	Bright	38.000	32	77Eps UMa	1.7630	11000.	76	47661	No
34	GOM_NL__2PRFIN20110412_022941_000000413101_00233_47661_1907.N1	12-APR-2011 02:29:41	Bright	40.500	60	7Bet UMi	2.0810	3950.0	81	47661	No
35	GOM_NL__2PRFIN20110412_023124_000000503101_00233_47661_1908.N1	12-APR-2011 02:31:24	Bright	50.000	119	14Eta Dra	2.7270	4700.0	100	47661	No
36	GOM_NL__2PRFIN20110412_023939_000000403101_00233_47661_1909.N1	12-APR-2011 02:39:39	Bright	39.500	89	5Alp Cep	2.4510	8000.0	79	47661	No
37	GOM_NL__2PRFIN20110412_024414_000000593101_00233_47661_1910.N1	12-APR-2011 02:44:14	Bright	59.000	144	18Del Cyg	2.8600	11000.	118	47661	No
38	GOM_NL__2PRFIN20110412_024637_000000533101_00233_47661_1911.N1	12-APR-2011 02:46:37	Bright	52.500	66	37Gam Cyg	2.2080	5900.0	105	47661	No
39	GOM_NL__2PRFIN20110412_024901_000000513101_00233_47661_1912.N1	12-APR-2011 02:49:01	Bright	50.500	92	53Eps Cyg	2.5000	4500.0	101	47661	No
40	GOM_NL__2PRFIN20110412_025611_000000473101_00233_47661_1913.N1	12-APR-2011 02:56:11	Twilight	47.000	61	8Eps Peg	2.1000	3900.0	94	47661	No
41	GOM_NL__2PRFIN20110412_030107_000000473101_00233_47661_1914.N1	12-APR-2011 03:01:07	Dark	47.000	154	22Bet Aqr	2.8990	5700.0	94	47661	No
42	GOM_NL__2PRFIN20110412_031644_000000593101_00234_47662_1935.N1	12-APR-2011 03:16:44	Dark	58.500	103	38Zet Sgr	2.6000	9700.0	117	47662	No

43	GOM_NL__2PRFIN20110412_032021_000000603101_00234_47662_1936.N1	12-APR-2011 03:20:21	Dark	59.500	38	20Eps Sgr	1.8360	11000.	119	47662	No
44	GOM_NL__2PRFIN20110412_032424_000000593101_00234_47662_1937.N1	12-APR-2011 03:24:24	Dark	59.000	25	35Lam Sco	1.6200	28000.	118	47662	No
45	GOM_NL__2PRFIN20110412_032826_000000553101_00234_47662_1938.N1	12-APR-2011 03:28:26	Straylight	55.000	75	26Eps Sco	2.2910	4250.0	110	47662	No
46	GOM_NL__2PRFIN20110412_033050_000000453101_00234_47662_1939.N1	12-APR-2011 03:30:50	Straylight	45.000	78	Alp Lup	2.3040	28000.	90	47662	No
47	GOM_NL__2PRFIN20110412_033226_000000453101_00234_47662_1940.N1	12-APR-2011 03:32:26	Straylight	44.500	81	Eta Cen	2.3560	28000.	89	47662	No
48	GOM_NL__2PRFIN20110412_033452_000000473101_00234_47662_1941.N1	12-APR-2011 03:34:52	Straylight	47.000	54	5The Cen	2.0550	4500.0	94	47662	No
49	GOM_NL__2PRFIN20110412_033942_000000443101_00234_47662_1942.N1	12-APR-2011 03:39:42	Tw_i_and_stray	44.000	169	46Gam Hya	2.9910	4700.0	88	47662	No
50	GOM_NL__2PRFIN20110412_034326_000000503101_00234_47662_1943.N1	12-APR-2011 03:43:26	Bright	49.500	15	67Alp Vir	0.97600	28000.	99	47662	No
51	GOM_NL__2PRFIN20110412_034630_000000553101_00234_47662_1944.N1	12-APR-2011 03:46:30	Bright	55.000	121	29Gam Vir	2.7400	7200.0	110	47662	No
52	GOM_NL__2PRFIN20110412_035024_000000403101_00234_47662_1945.N1	12-APR-2011 03:50:24	Bright	40.000	138	47Eps Vir	2.8280	4700.0	80	47662	No
53	GOM_NL__2PRFIN20110412_035403_000000503101_00234_47662_1946.N1	12-APR-2011 03:54:03	Bright	49.500	111	8Eta Boo	2.6800	6000.0	99	47662	No
54	GOM_NL__2PRFIN20110412_035834_000000403101_00234_47662_1947.N1	12-APR-2011 03:58:34	Bright	39.500	152	12Alp2CVn	2.8900	11000.	79	47662	No
55	GOM_NL__2PRFIN20110412_040330_000000553101_00234_47662_1948.N1	12-APR-2011 04:03:30	Bright	54.500	32	77Eps UMa	1.7630	11000.	109	47662	No
56	GOM_NL__2PRFIN20110412_040955_000000413101_00234_47662_1949.N1	12-APR-2011 04:09:55	Bright	40.500	60	7Bet UMi	2.0810	3950.0	81	47662	No
57	GOM_NL__2PRFIN20110412_041138_000000463101_00234_47662_1950.N1	12-APR-2011 04:11:38	Bright	46.000	119	14Eta Dra	2.7270	4700.0	92	47662	No
58	GOM_NL__2PRFIN20110412_041953_000000383101_00234_47662_1951.N1	12-APR-2011 04:19:53	Bright	37.500	89	5Alp Cep	2.4510	8000.0	75	47662	No
59	GOM_NL__2PRFIN20110412_042427_000000523101_00234_47662_1952.N1	12-APR-2011 04:24:27	Bright	51.500	144	18Del Cyg	2.8600	11000.	103	47662	No
60	GOM_NL__2PRFIN20110412_042651_000000533101_00234_47662_1953.N1	12-APR-2011 04:26:51	Bright	52.500	66	37Gam Cyg	2.2080	5900.0	105	47662	No
61	GOM_NL__2PRFIN20110412_042915_000000513101_00234_47662_1954.N1	12-APR-2011 04:29:15	Bright	51.000	92	53Eps Cyg	2.5000	4500.0	102	47662	No
62	GOM_NL__2PRFIN20110412_043626_000000543101_00234_47662_1955.N1	12-APR-2011 04:36:26	Twilight	54.000	61	8Eps Peg	2.1000	3900.0	108	47662	No
63	GOM_NL__2PRFIN20110412_044122_000000483101_00234_47662_1956.N1	12-APR-2011 04:41:22	Dark	48.000	154	22Bet Aqr	2.8990	5700.0	96	47662	No
64	GOM_NL__2PRFIN20110412_045659_000000583101_00235_47663_1948.N1	12-APR-2011 04:56:59	Dark	58.000	103	38Zet Sgr	2.6000	9700.0	116	47663	No
65	GOM_NL__2PRFIN20110412_050037_000000633101_00235_47663_1949.N1	12-APR-2011 05:00:37	Dark	62.500	38	20Eps Sgr	1.8360	11000.	125	47663	No
66	GOM_NL__2PRFIN20110412_050440_000000603101_00235_47663_1950.N1	12-APR-2011 05:04:40	Dark	60.000	25	35Lam Sco	1.6200	28000.	120	47663	No
67	GOM_NL__2PRFIN20110412_050842_000000553101_00235_47663_1951.N1	12-APR-2011 05:08:42	Straylight	55.000	75	26Eps Sco	2.2910	4250.0	110	47663	No
68	GOM_NL__2PRFIN20110412_051105_000000443101_00235_47663_1952.N1	12-APR-2011 05:11:05	Straylight	44.000	78	Alp Lup	2.3040	28000.	88	47663	No
69	GOM_NL__2PRFIN20110412_051241_000000443101_00235_47663_1953.N1	12-APR-2011 05:12:41	Straylight	44.000	81	Eta Cen	2.3560	28000.	88	47663	No
70	GOM_NL__2PRFIN20110412_051506_000000503101_00235_47663_1954.N1	12-APR-2011 05:15:06	Straylight	49.500	54	5The Cen	2.0550	4500.0	99	47663	No
71	GOM_NL__2PRFIN20110412_051956_000000483101_00235_47663_1955.N1	12-APR-2011 05:19:56	Tw_i_and_stray	48.000	169	46Gam Hya	2.9910	4700.0	96	47663	No
72	GOM_NL__2PRFIN20110412_052340_000000603101_00235_47663_1956.N1	12-APR-2011 05:23:40	Bright	60.000	15	67Alp Vir	0.97600	28000.	120	47663	No
73	GOM_NL__2PRFIN20110412_052644_000000383101_00235_47663_1957.N1	12-APR-2011 05:26:44	Bright	37.500	121	29Gam Vir	2.7400	7200.0	75	47663	No
74	GOM_NL__2PRFIN20110412_053037_000000413101_00235_47663_1958.N1	12-APR-2011 05:30:37	Bright	41.000	138	47Eps Vir	2.8280	4700.0	82	47663	No
75	GOM_NL__2PRFIN20110412_053417_000000503101_00235_47663_1959.N1	12-APR-2011 05:34:17	Bright	49.500	111	8Eta Boo	2.6800	6000.0	99	47663	No
76	GOM_NL__2PRFIN20110412_053848_000000403101_00235_47663_1960.N1	12-APR-2011 05:38:48	Bright	39.500	152	12Alp2CVn	2.8900	11000.	79	47663	No
77	GOM_NL__2PRFIN20110412_054344_000000383101_00235_47663_1961.N1	12-APR-2011 05:43:44	Bright	38.000	32	77Eps UMa	1.7630	11000.	76	47663	No
78	GOM_NL__2PRFIN20110412_055009_000000413101_00235_47663_1962.N1	12-APR-2011 05:50:09	Bright	41.000	60	7Bet UMi	2.0810	3950.0	82	47663	No
79	GOM_NL__2PRFIN20110412_055151_000000473101_00235_47663_1963.N1	12-APR-2011 05:51:51	Bright	46.500	119	14Eta Dra	2.7270	4700.0	93	47663	No
80	GOM_NL__2PRFIN20110412_060007_000000393101_00235_47663_1964.N1	12-APR-2011 06:00:07	Bright	38.500	89	5Alp Cep	2.4510	8000.0	77	47663	No
81	GOM_NL__2PRFIN20110412_060441_000000543101_00235_47663_1965.N1	12-APR-2011 06:04:41	Bright	53.500	144	18Del Cyg	2.8600	11000.	107	47663	No
82	GOM_NL__2PRFIN20110412_060705_000000523101_00235_47663_1966.N1	12-APR-2011 06:07:05	Bright	51.500	66	37Gam Cyg	2.2080	5900.0	103	47663	No
83	GOM_NL__2PRFIN20110412_060929_000000703101_00235_47663_1967.N1	12-APR-2011 06:09:29	Bright	70.000	92	53Eps Cyg	2.5000	4500.0	140	47663	No
84	GOM_NL__2PRFIN20110412_061640_000000513101_00235_47663_1968.N1	12-APR-2011 06:16:40	Twilight	50.500	61	8Eps Peg	2.1000	3900.0	101	47663	No
85	GOM_NL__2PRFIN20110412_062136_000000433101_00235_47663_1969.N1	12-APR-2011 06:21:36	Dark	42.500	154	22Bet Aqr	2.8990	5700.0	85	47663	No
86	GOM_NL__2PRFIN20110412_063715_000000603101_00236_47664_1965.N1	12-APR-2011 06:37:15	Dark	59.500	103	38Zet Sgr	2.6000	9700.0	119	47664	No
87	GOM_NL__2PRFIN20110412_064052_000000633101_00236_47664_1966.N1	12-APR-2011 06:40:52	Dark	63.000	38	20Eps Sgr	1.8360	11000.	126	47664	No
88	GOM_NL__2PRFIN20110412_064326_000000473101_00236_47664_1967.N1	12-APR-2011 06:43:26	Dark	47.000	141	Bet Ara	2.8400	4600.0	94	47664	No
89	GOM_NL__2PRFIN20110412_064455_000000633101_00236_47664_1968.N1	12-APR-2011 06:44:55	Dark	63.000	25	35Lam Sco	1.6200	28000.	126	47664	No
90	GOM_NL__2PRFIN20110412_064857_000000563101_00236_47664_1969.N1	12-APR-2011 06:48:57	Straylight	56.000	75	26Eps Sco	2.2910	4250.0	112	47664	No
91	GOM_NL__2PRFIN20110412_065120_000000473101_00236_47664_1970.N1	12-APR-2011 06:51:20	Straylight	47.000	78	Alp Lup	2.3040	28000.	94	47664	No
92	GOM_NL__2PRFIN20110412_065255_000000443101_00236_47664_1971.N1	12-APR-2011 06:52:55	Straylight	44.000	81	Eta Cen	2.3560	28000.	88	47664	No
93	GOM_NL__2PRFIN20110412_065521_000000493101_00236_47664_1972.N1	12-APR-2011 06:55:21	Straylight	49.000	54	5The Cen	2.0550	4500.0	98	47664	No
94	GOM_NL__2PRFIN20110412_070010_000000473101_00236_47664_1973.N1	12-APR-2011 07:00:10	Tw_i_and_stray	46.500	169	46Gam Hya	2.9910	4700.0	93	47664	No
95	GOM_NL__2PRFIN20110412_070354_000000513101_00236_47664_1974.N1	12-APR-2011 07:03:54	Bright	50.500	15	67Alp Vir	0.97600	28000.	101	47664	No
96	GOM_NL__2PRFIN20110412_070658_000000553101_00236_47664_1975.N1	12-APR-2011 07:06:58	Bright	55.000	121	29Gam Vir	2.7400	7200.0	110	47664	No
97	GOM_NL__2PRFIN20110412_071051_000000413101_00236_47664_1976.N1	12-APR-2011 07:10:51	Bright	41.000	138	47Eps Vir	2.8280	4700.0	82	47664	No
98	GOM_NL__2PRFIN20110412_071430_000000503101_00236_47664_1977.N1	12-APR-2011 07:14:30	Bright	50.000	111	8Eta Boo	2.6800	6000.0	100	47664	No
99	GOM_NL__2PRFIN20110412_071902_000000403101_00236_47664_1978.N1	12-APR-2011 07:19:02	Bright	40.000	152	12Alp2CVn	2.8900	11000.	80	47664	No
100	GOM_NL__2PRFIN20110412_072358_000000413101_00236_47664_1979.N1	12-APR-2011 07:23:58	Bright	40.500	32	77Eps UMa	1.7630	11000.	81	47664	No
101	GOM_NL__2PRFIN20110412_073022_000000373101_00236_47664_1980.N1	12-APR-2011 07:30:22	Bright	36.500	60	7Bet UMi	2.0810	3950.0	73	47664	No

102	GOM_NL__2PRFIN20110412_073205_000000433101_00236_47664_1981.N1	12-APR-2011 07:32:05	Bright	43.000	119	14Eta Dra	2.7270	4700.0	86	47664	No
103	GOM_NL__2PRFIN20110412_074020_000000393101_00236_47664_1982.N1	12-APR-2011 07:40:20	Bright	38.500	89	5Alp Cep	2.4510	8000.0	77	47664	No
104	GOM_NL__2PRFIN20110412_074455_000000793101_00236_47664_1983.N1	12-APR-2011 07:44:55	Bright	79.000	144	18Del Cyg	2.8600	11000.	158	47664	No
105	GOM_NL__2PRFIN20110412_074719_000000523101_00236_47664_1984.N1	12-APR-2011 07:47:19	Bright	52.000	66	37Gam Cyg	2.2080	5900.0	104	47664	No
106	GOM_NL__2PRFIN20110412_074943_000000503101_00236_47664_1985.N1	12-APR-2011 07:49:43	Bright	50.000	92	53Eps Cyg	2.5000	4500.0	100	47664	No
107	GOM_NL__2PRFIN20110412_075655_000000463101_00236_47664_1986.N1	12-APR-2011 07:56:55	Twilight	46.000	61	8Eps Peg	2.1000	3900.0	92	47664	No
108	GOM_NL__2PRFIN20110412_080151_000000493101_00236_47664_1987.N1	12-APR-2011 08:01:51	Dark	49.000	154	22Bet Aqr	2.8990	5700.0	98	47664	No
109	GOM_NL__2PRFIN20110412_081731_000000583101_00237_47665_1993.N1	12-APR-2011 08:17:31	Dark	58.000	103	38Zet Sgr	2.6000	9700.0	116	47665	No
110	GOM_NL__2PRFIN20110412_082107_000000633101_00237_47665_1994.N1	12-APR-2011 08:21:07	Dark	62.500	38	20Eps Sgr	1.8360	11000.	125	47665	No
111	GOM_NL__2PRFIN20110412_082341_000000443101_00237_47665_1995.N1	12-APR-2011 08:23:41	Dark	43.500	141	Bet Ara	2.8400	4600.0	87	47665	No
112	GOM_NL__2PRFIN20110412_082511_000000623101_00237_47665_1996.N1	12-APR-2011 08:25:11	Dark	62.000	25	35Lam Sco	1.6200	28000.	124	47665	No
113	GOM_NL__2PRFIN20110412_082912_000000563101_00237_47665_1997.N1	12-APR-2011 08:29:12	Straylight	56.000	75	26Eps Sco	2.2910	4250.0	112	47665	No
114	GOM_NL__2PRFIN20110412_083134_000000423101_00237_47665_1998.N1	12-APR-2011 08:31:34	Straylight	42.000	78	Alp Lup	2.3040	28000.	84	47665	No
115	GOM_NL__2PRFIN20110412_083310_000000443101_00237_47665_1999.N1	12-APR-2011 08:33:10	Straylight	44.000	81	Eta Cen	2.3560	28000.	88	47665	No
116	GOM_NL__2PRFIN20110412_083535_000000503101_00237_47665_2000.N1	12-APR-2011 08:35:35	Straylight	49.500	54	5The Cen	2.0550	4500.0	99	47665	No
117	GOM_NL__2PRFIN20110412_084025_000000443101_00237_47665_2001.N1	12-APR-2011 08:40:25	Twi_and_stray	43.500	169	46Gam Hya	2.9910	4700.0	87	47665	No
118	GOM_NL__2PRFIN20110412_084408_000000503101_00237_47665_2002.N1	12-APR-2011 08:44:08	Bright	49.500	15	67Alp Vir	0.97600	28000.	99	47665	No
119	GOM_NL__2PRFIN20110412_084716_000000553101_00237_47665_2003.N1	12-APR-2011 08:47:16	Bright	55.000	121	29Gam Vir	2.7400	7200.0	110	47665	No
120	GOM_NL__2PRFIN20110412_085105_000000413101_00237_47665_2004.N1	12-APR-2011 08:51:05	Bright	41.000	138	47Eps Vir	2.8280	4700.0	82	47665	No
121	GOM_NL__2PRFIN20110412_085444_000000523101_00237_47665_2005.N1	12-APR-2011 08:54:44	Bright	51.500	111	8Eta Boo	2.6800	6000.0	103	47665	No
122	GOM_NL__2PRFIN20110412_085916_000000383101_00237_47665_2006.N1	12-APR-2011 08:59:16	Bright	38.000	152	12Alp2CVn	2.8900	11000.	76	47665	No
123	GOM_NL__2PRFIN20110412_090412_000000403101_00237_47665_2007.N1	12-APR-2011 09:04:12	Bright	39.500	32	77Eps UMa	1.7630	11000.	79	47665	No
124	GOM_NL__2PRFIN20110412_091036_000000413101_00237_47665_2008.N1	12-APR-2011 09:10:36	Bright	40.500	60	7Bet UMi	2.0810	3950.0	81	47665	No
125	GOM_NL__2PRFIN20110412_092035_000000403101_00237_47665_2009.N1	12-APR-2011 09:20:35	Bright	39.500	89	5Alp Cep	2.4510	8000.0	79	47665	No
126	GOM_NL__2PRFIN20110412_092509_000000533101_00237_47665_2010.N1	12-APR-2011 09:25:09	Bright	53.000	144	18Del Cyg	2.8600	11000.	106	47665	No
127	GOM_NL__2PRFIN20110412_092733_000000733101_00237_47665_2011.N1	12-APR-2011 09:27:33	Bright	73.000	66	37Gam Cyg	2.2080	5900.0	146	47665	No
128	GOM_NL__2PRFIN20110412_092957_000000503101_00237_47665_2012.N1	12-APR-2011 09:29:57	Bright	49.500	92	53Eps Cyg	2.5000	4500.0	99	47665	No
129	GOM_NL__2PRFIN20110412_093709_000000523101_00237_47665_2013.N1	12-APR-2011 09:37:09	Twilight	51.500	61	8Eps Peg	2.1000	3900.0	103	47665	No
130	GOM_NL__2PRFIN20110412_094206_000000453101_00237_47665_2014.N1	12-APR-2011 09:42:06	Dark	45.000	154	22Bet Aqr	2.8990	5700.0	90	47665	No
131	GOM_NL__2PRFIN20110412_095746_000000603101_00238_47666_2054.N1	12-APR-2011 09:57:46	Dark	59.500	103	38Zet Sgr	2.6000	9700.0	119	47666	No
132	GOM_NL__2PRFIN20110412_100123_000000613101_00238_47666_2055.N1	12-APR-2011 10:01:23	Dark	61.000	38	20Eps Sgr	1.8360	11000.	122	47666	No
133	GOM_NL__2PRFIN20110412_100355_000000443101_00238_47666_2056.N1	12-APR-2011 10:03:55	Dark	44.000	141	Bet Ara	2.8400	4600.0	88	47666	No
134	GOM_NL__2PRFIN20110412_100526_000000593101_00238_47666_2057.N1	12-APR-2011 10:05:26	Dark	58.500	25	35Lam Sco	1.6200	28000.	117	47666	No
135	GOM_NL__2PRFIN20110412_100927_000000573101_00238_47666_2058.N1	12-APR-2011 10:09:27	Straylight	57.000	75	26Eps Sco	2.2910	4250.0	114	47666	No
136	GOM_NL__2PRFIN20110412_101149_000000453101_00238_47666_2059.N1	12-APR-2011 10:11:49	Straylight	45.000	78	Alp Lup	2.3040	28000.	90	47666	No
137	GOM_NL__2PRFIN20110412_101324_000000433101_00238_47666_2060.N1	12-APR-2011 10:13:24	Straylight	43.000	81	Eta Cen	2.3560	28000.	86	47666	No
138	GOM_NL__2PRFIN20110412_101550_000000473101_00238_47666_2061.N1	12-APR-2011 10:15:50	Straylight	46.500	54	5The Cen	2.0550	4500.0	93	47666	No
139	GOM_NL__2PRFIN20110412_102039_000000433101_00238_47666_2062.N1	12-APR-2011 10:20:39	Twi_and_stray	43.000	169	46Gam Hya	2.9910	4700.0	86	47666	No
140	GOM_NL__2PRFIN20110412_102422_000000473101_00238_47666_2063.N1	12-APR-2011 10:24:22	Bright	46.500	15	67Alp Vir	0.97600	28000.	93	47666	No
141	GOM_NL__2PRFIN20110412_103119_000000413101_00238_47666_2064.N1	12-APR-2011 10:31:19	Bright	41.000	138	47Eps Vir	2.8280	4700.0	82	47666	No
142	GOM_NL__2PRFIN20110412_103457_000000513101_00238_47666_2065.N1	12-APR-2011 10:34:57	Bright	51.000	111	8Eta Boo	2.6800	6000.0	102	47666	No
143	GOM_NL__2PRFIN20110412_103929_000000403101_00238_47666_2066.N1	12-APR-2011 10:39:29	Bright	40.000	152	12Alp2CVn	2.8900	11000.	80	47666	No
144	GOM_NL__2PRFIN20110412_104425_000000403101_00238_47666_2067.N1	12-APR-2011 10:44:25	Bright	40.000	32	77Eps UMa	1.7630	11000.	80	47666	No
145	GOM_NL__2PRFIN20110412_105050_000000403101_00238_47666_2068.N1	12-APR-2011 10:50:50	Bright	40.000	60	7Bet UMi	2.0810	3950.0	80	47666	No
146	GOM_NL__2PRFIN20110412_110048_000000393101_00238_47666_2069.N1	12-APR-2011 11:00:48	Bright	38.500	89	5Alp Cep	2.4510	8000.0	77	47666	No
147	GOM_NL__2PRFIN20110412_110522_000000533101_00238_47666_2070.N1	12-APR-2011 11:05:22	Bright	53.000	144	18Del Cyg	2.8600	11000.	106	47666	No
148	GOM_NL__2PRFIN20110412_110746_000000533101_00238_47666_2071.N1	12-APR-2011 11:07:46	Bright	52.500	66	37Gam Cyg	2.2080	5900.0	105	47666	No
149	GOM_NL__2PRFIN20110412_111011_000000573101_00238_47666_2072.N1	12-APR-2011 11:10:11	Bright	57.000	92	53Eps Cyg	2.5000	4500.0	114	47666	No
150	GOM_NL__2PRFIN20110412_111723_000000483101_00238_47666_2073.N1	12-APR-2011 11:17:23	Twilight	47.500	61	8Eps Peg	2.1000	3900.0	95	47666	No
151	GOM_NL__2PRFIN20110412_112220_000000473101_00238_47666_2074.N1	12-APR-2011 11:22:20	Dark	46.500	154	22Bet Aqr	2.8990	5700.0	93	47666	No
152	GOM_NL__2PRFIN20110412_113802_000000603101_00239_47667_2098.N1	12-APR-2011 11:38:02	Dark	60.000	103	38Zet Sgr	2.6000	9700.0	120	47667	No
153	GOM_NL__2PRFIN20110412_114138_000000613101_00239_47667_2099.N1	12-APR-2011 11:41:38	Dark	61.000	38	20Eps Sgr	1.8360	11000.	122	47667	No
154	GOM_NL__2PRFIN20110412_114410_000000463101_00239_47667_2100.N1	12-APR-2011 11:44:10	Dark	46.000	141	Bet Ara	2.8400	4600.0	92	47667	No
155	GOM_NL__2PRFIN20110412_114541_000000593101_00239_47667_2101.N1	12-APR-2011 11:45:41	Dark	59.000	25	35Lam Sco	1.6200	28000.	118	47667	No
156	GOM_NL__2PRFIN20110412_114942_000000573101_00239_47667_2102.N1	12-APR-2011 11:49:42	Straylight	57.000	75	26Eps Sco	2.2910	4250.0	114	47667	No
157	GOM_NL__2PRFIN20110412_115203_000000423101_00239_47667_2103.N1	12-APR-2011 11:52:03	Straylight	41.500	78	Alp Lup	2.3040	28000.	83	47667	No
158	GOM_NL__2PRFIN20110412_115339_000000433101_00239_47667_2104.N1	12-APR-2011 11:53:39	Straylight	42.500	81	Eta Cen	2.3560	28000.	85	47667	No
159	GOM_NL__2PRFIN20110412_115604_000000493101_00239_47667_2105.N1	12-APR-2011 11:56:04	Straylight	49.000	54	5The Cen	2.0550	4500.0	98	47667	No
160	GOM_NL__2PRFIN20110412_120053_000000463101_00239_47667_2106.N1	12-APR-2011 12:00:53	Twi_and_stray	46.000	169	46Gam Hya	2.9910	4700.0	92	47667	No

161	GOM_NL__2PRFIN20110412_120436_000000453101_00239_47667_2107.N1	12-APR-2011 12:04:36	Bright	45.000	15	67Alp Vir	0.97600	28000.	90	47667	No
162	GOM_NL__2PRFIN20110412_121133_000000593101_00239_47667_2108.N1	12-APR-2011 12:11:33	Bright	59.000	138	47Eps Vir	2.8280	4700.0	118	47667	No
163	GOM_NL__2PRFIN20110412_121510_000000523101_00239_47667_2109.N1	12-APR-2011 12:15:10	Bright	51.500	111	8Eta Boo	2.6800	6000.0	103	47667	No
164	GOM_NL__2PRFIN20110412_121943_000000403101_00239_47667_2110.N1	12-APR-2011 12:19:43	Bright	39.500	152	12Alp2CVn	2.8900	11000.	79	47667	No
165	GOM_NL__2PRFIN20110412_122439_000000403101_00239_47667_2111.N1	12-APR-2011 12:24:39	Bright	40.000	32	77Eps UMa	1.7630	11000.	80	47667	No
166	GOM_NL__2PRFIN20110412_123103_000000433101_00239_47667_2112.N1	12-APR-2011 12:31:03	Bright	42.500	60	7Bet UMi	2.0810	3950.0	85	47667	No
167	GOM_NL__2PRFIN20110412_123244_000000473101_00239_47667_2113.N1	12-APR-2011 12:32:44	Bright	46.500	119	14Eta Dra	2.7270	4700.0	93	47667	No
168	GOM_NL__2PRFIN20110412_124102_000000393101_00239_47667_2114.N1	12-APR-2011 12:41:02	Bright	39.000	89	5Alp Cep	2.4510	8000.0	78	47667	No
169	GOM_NL__2PRFIN20110412_124536_000000553101_00239_47667_2115.N1	12-APR-2011 12:45:36	Bright	54.500	144	18Del Cyg	2.8600	11000.	109	47667	No
170	GOM_NL__2PRFIN20110412_124800_000000533101_00239_47667_2116.N1	12-APR-2011 12:48:00	Bright	52.500	66	37Gam Cyg	2.2080	5900.0	105	47667	No
171	GOM_NL__2PRFIN20110412_125026_000000513101_00239_47667_2117.N1	12-APR-2011 12:50:26	Bright	51.000	92	53Eps Cyg	2.5000	4500.0	102	47667	No
172	GOM_NL__2PRFIN20110412_125738_000000493101_00239_47667_2118.N1	12-APR-2011 12:57:38	Twilight	49.000	61	8Eps Peg	2.1000	3900.0	98	47667	No
173	GOM_NL__2PRFIN20110412_130235_000000503101_00239_47667_2119.N1	12-APR-2011 13:02:35	Dark	50.000	154	22Bet Aqr	2.8990	5700.0	100	47667	No
174	GOM_NL__2PRFIN20110412_131817_000000603101_00240_47668_2128.N1	12-APR-2011 13:18:17	Dark	60.000	103	38Zet Sgr	2.6000	9700.0	120	47668	No
175	GOM_NL__2PRFIN20110412_132154_000000603101_00240_47668_2129.N1	12-APR-2011 13:21:54	Dark	59.500	38	20Eps Sgr	1.8360	11000.	119	47668	No
176	GOM_NL__2PRFIN20110412_132425_000000433101_00240_47668_2130.N1	12-APR-2011 13:24:25	Dark	42.500	141	Bet Ara	2.8400	4600.0	85	47668	No
177	GOM_NL__2PRFIN20110412_132557_000000763101_00240_47668_2131.N1	12-APR-2011 13:25:57	Dark	76.000	25	35Lam Sco	1.6200	28000.	152	47668	No
178	GOM_NL__2PRFIN20110412_132958_000000583101_00240_47668_2132.N1	12-APR-2011 13:29:58	Straylight	58.000	75	26Eps Sco	2.2910	4250.0	116	47668	No
179	GOM_NL__2PRFIN20110412_133217_000000463101_00240_47668_2133.N1	12-APR-2011 13:32:17	Straylight	46.000	78	Alp Lup	2.3040	28000.	92	47668	No
180	GOM_NL__2PRFIN20110412_133353_000000453101_00240_47668_2134.N1	12-APR-2011 13:33:53	Straylight	44.500	81	Eta Cen	2.3560	28000.	89	47668	No
181	GOM_NL__2PRFIN20110412_133618_000000503101_00240_47668_2135.N1	12-APR-2011 13:36:18	Straylight	50.000	54	5The Cen	2.0550	4500.0	100	47668	No
182	GOM_NL__2PRFIN20110412_134107_000000403101_00240_47668_2136.N1	12-APR-2011 13:41:07	Tw_and_stray	40.000	169	46Gam Hya	2.9910	4700.0	80	47668	No
183	GOM_NL__2PRFIN20110412_134243_000000263101_00240_47668_2137.N1	12-APR-2011 13:42:43	Tw_and_stray	26.000	122	9Alp2Lib	2.7470	9700.0	52	47668	No
184	GOM_NL__2PRFIN20110412_134450_000000473101_00240_47668_2138.N1	12-APR-2011 13:44:50	Bright	47.000	15	67Alp Vir	0.97600	28000.	94	47668	No
185	GOM_NL__2PRFIN20110412_135147_000000593101_00240_47668_2139.N1	12-APR-2011 13:51:47	Bright	59.000	138	47Eps Vir	2.8280	4700.0	118	47668	No
186	GOM_NL__2PRFIN20110412_135524_000000493101_00240_47668_2140.N1	12-APR-2011 13:55:24	Bright	48.500	111	8Eta Boo	2.6800	6000.0	97	47668	No
187	GOM_NL__2PRFIN20110412_135957_000000393101_00240_47668_2141.N1	12-APR-2011 13:59:57	Bright	38.500	152	12Alp2CVn	2.8900	11000.	77	47668	No
188	GOM_NL__2PRFIN20110412_140453_000000403101_00240_47668_2142.N1	12-APR-2011 14:04:53	Bright	39.500	32	77Eps UMa	1.7630	11000.	79	47668	No
189	GOM_NL__2PRFIN20110412_141117_000000373101_00240_47668_2143.N1	12-APR-2011 14:11:17	Bright	37.000	60	7Bet UMi	2.0810	3950.0	74	47668	No
190	GOM_NL__2PRFIN20110412_141258_000000483101_00240_47668_2144.N1	12-APR-2011 14:12:58	Bright	48.000	119	14Eta Dra	2.7270	4700.0	96	47668	No
191	GOM_NL__2PRFIN20110412_142116_000000383101_00240_47668_2145.N1	12-APR-2011 14:21:16	Bright	38.000	89	5Alp Cep	2.4510	8000.0	76	47668	No
192	GOM_NL__2PRFIN20110412_142549_000000533101_00240_47668_2146.N1	12-APR-2011 14:25:49	Bright	53.000	144	18Del Cyg	2.8600	11000.	106	47668	No
193	GOM_NL__2PRFIN20110412_142814_000000523101_00240_47668_2147.N1	12-APR-2011 14:28:14	Bright	51.500	66	37Gam Cyg	2.2080	5900.0	103	47668	No
194	GOM_NL__2PRFIN20110412_143040_000000503101_00240_47668_2148.N1	12-APR-2011 14:30:40	Bright	50.000	92	53Eps Cyg	2.5000	4500.0	100	47668	No
195	GOM_NL__2PRFIN20110412_143752_000000493101_00240_47668_2149.N1	12-APR-2011 14:37:52	Twilight	49.000	61	8Eps Peg	2.1000	3900.0	98	47668	No
196	GOM_NL__2PRFIN20110412_144250_000000483101_00240_47668_2150.N1	12-APR-2011 14:42:50	Dark	48.000	154	22Bet Aqr	2.8990	5700.0	96	47668	No
197	GOM_NL__2PRFIN20110412_145832_000000603101_00241_47669_2163.N1	12-APR-2011 14:58:32	Dark	60.000	103	38Zet Sgr	2.6000	9700.0	120	47669	No
198	GOM_NL__2PRFIN20110412_150209_000000603101_00241_47669_2164.N1	12-APR-2011 15:02:09	Dark	59.500	38	20Eps Sgr	1.8360	11000.	119	47669	No
199	GOM_NL__2PRFIN20110412_150439_000000443101_00241_47669_2165.N1	12-APR-2011 15:04:39	Dark	44.000	141	Bet Ara	2.8400	4600.0	88	47669	No
200	GOM_NL__2PRFIN20110412_150612_000000623101_00241_47669_2166.N1	12-APR-2011 15:06:12	Dark	62.000	25	35Lam Sco	1.6200	28000.	124	47669	No
201	GOM_NL__2PRFIN20110412_151013_000000583101_00241_47669_2167.N1	12-APR-2011 15:10:13	Straylight	58.000	75	26Eps Sco	2.2910	4250.0	116	47669	No
202	GOM_NL__2PRFIN20110412_151232_000000413101_00241_47669_2168.N1	12-APR-2011 15:12:32	Straylight	41.000	78	Alp Lup	2.3040	28000.	82	47669	No
203	GOM_NL__2PRFIN20110412_151407_000000473101_00241_47669_2169.N1	12-APR-2011 15:14:07	Straylight	47.000	81	Eta Cen	2.3560	28000.	94	47669	No
204	GOM_NL__2PRFIN20110412_151633_000000493101_00241_47669_2170.N1	12-APR-2011 15:16:33	Straylight	48.500	54	5The Cen	2.0550	4500.0	97	47669	No
205	GOM_NL__2PRFIN20110412_152121_000000423101_00241_47669_2171.N1	12-APR-2011 15:21:21	Tw_and_stray	41.500	169	46Gam Hya	2.9910	4700.0	83	47669	No
206	GOM_NL__2PRFIN20110412_152257_000000263101_00241_47669_2172.N1	12-APR-2011 15:22:57	Tw_and_stray	26.000	122	9Alp2Lib	2.7470	9700.0	52	47669	No
207	GOM_NL__2PRFIN20110412_152504_000000473101_00241_47669_2173.N1	12-APR-2011 15:25:04	Bright	47.000	15	67Alp Vir	0.97600	28000.	94	47669	No
208	GOM_NL__2PRFIN20110412_153200_000000413101_00241_47669_2174.N1	12-APR-2011 15:32:00	Bright	40.500	138	47Eps Vir	2.8280	4700.0	81	47669	No
209	GOM_NL__2PRFIN20110412_153537_000000493101_00241_47669_2175.N1	12-APR-2011 15:35:37	Bright	48.500	111	8Eta Boo	2.6800	6000.0	97	47669	No
210	GOM_NL__2PRFIN20110412_154010_000000403101_00241_47669_2176.N1	12-APR-2011 15:40:10	Bright	39.500	152	12Alp2CVn	2.8900	11000.	79	47669	No
211	GOM_NL__2PRFIN20110412_154506_000000413101_00241_47669_2177.N1	12-APR-2011 15:45:06	Bright	40.500	32	77Eps UMa	1.7630	11000.	81	47669	No
212	GOM_NL__2PRFIN20110412_155131_000000403101_00241_47669_2178.N1	12-APR-2011 15:51:31	Bright	40.000	60	7Bet UMi	2.0810	3950.0	80	47669	No
213	GOM_NL__2PRFIN20110412_155311_000000473101_00241_47669_2179.N1	12-APR-2011 15:53:11	Bright	47.000	119	14Eta Dra	2.7270	4700.0	94	47669	No
214	GOM_NL__2PRFIN20110412_160130_000000403101_00241_47669_2180.N1	12-APR-2011 16:01:30	Bright	39.500	89	5Alp Cep	2.4510	8000.0	79	47669	No
215	GOM_NL__2PRFIN20110412_160603_000000553101_00241_47669_2181.N1	12-APR-2011 16:06:03	Bright	55.000	144	18Del Cyg	2.8600	11000.	110	47669	No
216	GOM_NL__2PRFIN20110412_160828_000000523101_00241_47669_2182.N1	12-APR-2011 16:08:28	Bright	52.000	66	37Gam Cyg	2.2080	5900.0	104	47669	No
217	GOM_NL__2PRFIN20110412_161054_000000513101_00241_47669_2183.N1	12-APR-2011 16:10:54	Bright	51.000	92	53Eps Cyg	2.5000	4500.0	102	47669	No
218	GOM_NL__2PRFIN20110412_161806_000000493101_00241_47669_2184.N1	12-APR-2011 16:18:06	Twilight	48.500	61	8Eps Peg	2.1000	3900.0	97	47669	No
219	GOM_NL__2PRFIN20110412_162304_000000483101_00241_47669_2185.N1	12-APR-2011 16:23:04	Dark	47.500	154	22Bet Aqr	2.8990	5700.0	95	47669	No

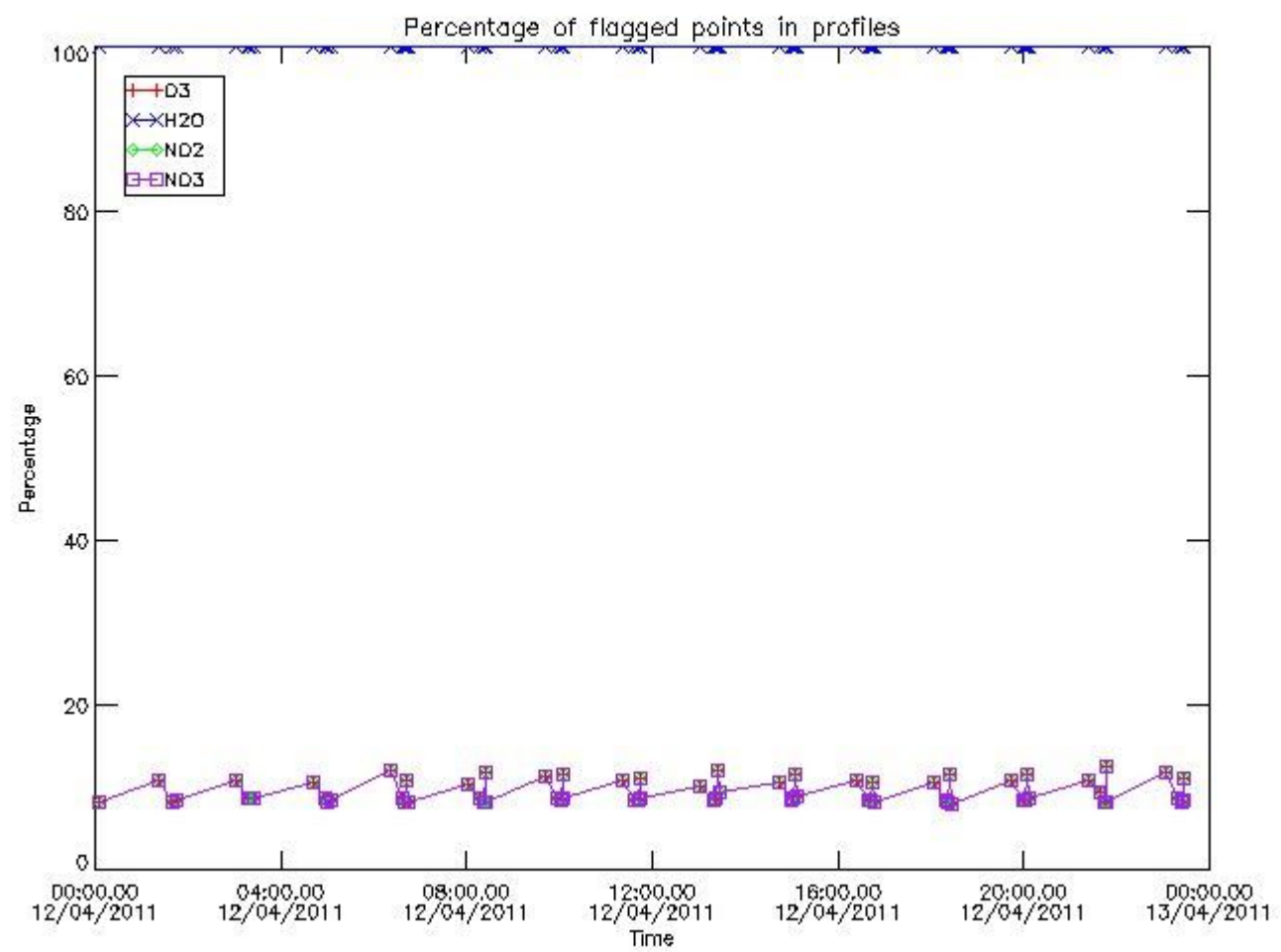
220	GOM_NL__2PRFIN20110412_163848_000000603101_00242_47670_2196.N1	12-APR-2011 16:38:48	Dark	60.000	103	38Zet Sgr	2.6000	9700.0	120	47670	No
221	GOM_NL__2PRFIN20110412_164225_000000613101_00242_47670_2197.N1	12-APR-2011 16:42:25	Dark	60.500	38	20Eps Sgr	1.8360	11000.	121	47670	No
222	GOM_NL__2PRFIN20110412_164454_000000493101_00242_47670_2198.N1	12-APR-2011 16:44:54	Dark	48.500	141	Bet Ara	2.8400	4600.0	97	47670	No
223	GOM_NL__2PRFIN20110412_164627_000000623101_00242_47670_2199.N1	12-APR-2011 16:46:27	Dark	62.000	25	35Lam Sco	1.6200	28000.	124	47670	No
224	GOM_NL__2PRFIN20110412_165028_000000583101_00242_47670_2200.N1	12-APR-2011 16:50:28	Straylight	58.000	75	26Eps Sco	2.2910	4250.0	116	47670	No
225	GOM_NL__2PRFIN20110412_165246_000000453101_00242_47670_2201.N1	12-APR-2011 16:52:46	Straylight	44.500	78	Alp Lup	2.3040	28000.	89	47670	No
226	GOM_NL__2PRFIN20110412_165422_000000443101_00242_47670_2202.N1	12-APR-2011 16:54:22	Straylight	43.500	81	Eta Cen	2.3560	28000.	87	47670	No
227	GOM_NL__2PRFIN20110412_165647_000000443101_00242_47670_2203.N1	12-APR-2011 16:56:47	Straylight	44.000	54	5The Cen	2.0550	4500.0	88	47670	No
228	GOM_NL__2PRFIN20110412_170136_000000473101_00242_47670_2204.N1	12-APR-2011 17:01:36	Twi_and_stray	46.500	169	46Gam Hya	2.9910	4700.0	93	47670	No
229	GOM_NL__2PRFIN20110412_170312_000000313101_00242_47670_2205.N1	12-APR-2011 17:03:12	Twi_and_stray	31.000	122	9Alp2Lib	2.7470	9700.0	62	47670	No
230	GOM_NL__2PRFIN20110412_170518_000000503101_00242_47670_2206.N1	12-APR-2011 17:05:18	Bright	50.000	15	67Alp Vir	0.97600	28000.	100	47670	No
231	GOM_NL__2PRFIN20110412_171214_000000473101_00242_47670_2207.N1	12-APR-2011 17:12:14	Bright	47.000	138	47Eps Vir	2.8280	4700.0	94	47670	No
232	GOM_NL__2PRFIN20110412_171551_000000503101_00242_47670_2208.N1	12-APR-2011 17:15:51	Bright	49.500	111	8Eta Boo	2.6800	6000.0	99	47670	No
233	GOM_NL__2PRFIN20110412_172024_000000403101_00242_47670_2209.N1	12-APR-2011 17:20:24	Bright	39.500	152	12Alp2CVn	2.8900	11000.	79	47670	No
234	GOM_NL__2PRFIN20110412_172520_000000403101_00242_47670_2210.N1	12-APR-2011 17:25:20	Bright	39.500	32	77Eps UMa	1.7630	11000.	79	47670	No
235	GOM_NL__2PRFIN20110412_173145_000000393101_00242_47670_2211.N1	12-APR-2011 17:31:45	Bright	39.000	60	7Bet UMi	2.0810	3950.0	78	47670	No
236	GOM_NL__2PRFIN20110412_173324_000000453101_00242_47670_2212.N1	12-APR-2011 17:33:24	Bright	45.000	119	14Eta Dra	2.7270	4700.0	90	47670	No
237	GOM_NL__2PRFIN20110412_174144_000000403101_00242_47670_2213.N1	12-APR-2011 17:41:44	Bright	39.500	89	5Alp Cep	2.4510	8000.0	79	47670	No
238	GOM_NL__2PRFIN20110412_174617_000000513101_00242_47670_2214.N1	12-APR-2011 17:46:17	Bright	50.500	144	18Del Cyg	2.8600	11000.	101	47670	No
239	GOM_NL__2PRFIN20110412_174842_000000543101_00242_47670_2215.N1	12-APR-2011 17:48:42	Bright	53.500	66	37Gam Cyg	2.2080	5900.0	107	47670	No
240	GOM_NL__2PRFIN20110412_175108_000000533101_00242_47670_2216.N1	12-APR-2011 17:51:08	Bright	52.500	92	53Eps Cyg	2.5000	4500.0	105	47670	No
241	GOM_NL__2PRFIN20110412_175821_000000503101_00242_47670_2217.N1	12-APR-2011 17:58:21	Twilight	50.000	61	8Eps Peg	2.1000	3900.0	100	47670	No
242	GOM_NL__2PRFIN20110412_180319_000000483101_00242_47670_2218.N1	12-APR-2011 18:03:19	Dark	48.000	154	22Bet Aqr	2.8990	5700.0	96	47670	No
243	GOM_NL__2PRFIN20110412_181904_000000613101_00243_47671_2242.N1	12-APR-2011 18:19:04	Dark	61.000	103	38Zet Sgr	2.6000	9700.0	122	47671	No
244	GOM_NL__2PRFIN20110412_182241_000000633101_00243_47671_2243.N1	12-APR-2011 18:22:41	Dark	63.000	38	20Eps Sgr	1.8360	11000.	126	47671	No
245	GOM_NL__2PRFIN20110412_182509_000000443101_00243_47671_2244.N1	12-APR-2011 18:25:09	Dark	44.000	141	Bet Ara	2.8400	4600.0	88	47671	No
246	GOM_NL__2PRFIN20110412_182642_000000653101_00243_47671_2245.N1	12-APR-2011 18:26:42	Dark	65.000	25	35Lam Sco	1.6200	28000.	130	47671	No
247	GOM_NL__2PRFIN20110412_183043_000000583101_00243_47671_2246.N1	12-APR-2011 18:30:43	Straylight	58.000	75	26Eps Sco	2.2910	4250.0	116	47671	No
248	GOM_NL__2PRFIN20110412_183301_000000413101_00243_47671_2247.N1	12-APR-2011 18:33:01	Straylight	40.500	78	Alp Lup	2.3040	28000.	81	47671	No
249	GOM_NL__2PRFIN20110412_183436_000000443101_00243_47671_2248.N1	12-APR-2011 18:34:36	Straylight	43.500	81	Eta Cen	2.3560	28000.	87	47671	No
250	GOM_NL__2PRFIN20110412_183701_000000483101_00243_47671_2249.N1	12-APR-2011 18:37:01	Straylight	47.500	54	5The Cen	2.0550	4500.0	95	47671	No
251	GOM_NL__2PRFIN20110412_184150_000000443101_00243_47671_2250.N1	12-APR-2011 18:41:50	Twi_and_stray	44.000	169	46Gam Hya	2.9910	4700.0	88	47671	No
252	GOM_NL__2PRFIN20110412_184326_000000313101_00243_47671_2251.N1	12-APR-2011 18:43:26	Twi_and_stray	31.000	122	9Alp2Lib	2.7470	9700.0	62	47671	No
253	GOM_NL__2PRFIN20110412_184532_000000483101_00243_47671_2252.N1	12-APR-2011 18:45:32	Bright	48.000	15	67Alp Vir	0.97600	28000.	96	47671	No
254	GOM_NL__2PRFIN20110412_185228_000000413101_00243_47671_2253.N1	12-APR-2011 18:52:28	Bright	40.500	138	47Eps Vir	2.8280	4700.0	81	47671	No
255	GOM_NL__2PRFIN20110412_185604_000000513101_00243_47671_2254.N1	12-APR-2011 18:56:04	Bright	51.000	111	8Eta Boo	2.6800	6000.0	102	47671	No
256	GOM_NL__2PRFIN20110412_190038_000000403101_00243_47671_2255.N1	12-APR-2011 19:00:38	Bright	40.000	152	12Alp2CVn	2.8900	11000.	80	47671	No
257	GOM_NL__2PRFIN20110412_190534_000000413101_00243_47671_2256.N1	12-APR-2011 19:05:34	Bright	41.000	32	77Eps UMa	1.7630	11000.	82	47671	No
258	GOM_NL__2PRFIN20110412_191158_000000393101_00243_47671_2257.N1	12-APR-2011 19:11:58	Bright	39.000	60	7Bet UMi	2.0810	3950.0	78	47671	No
259	GOM_NL__2PRFIN20110412_191338_000000463101_00243_47671_2258.N1	12-APR-2011 19:13:38	Bright	46.000	119	14Eta Dra	2.7270	4700.0	92	47671	No
260	GOM_NL__2PRFIN20110412_192158_000000373101_00243_47671_2259.N1	12-APR-2011 19:21:58	Bright	36.500	89	5Alp Cep	2.4510	8000.0	73	47671	No
261	GOM_NL__2PRFIN20110412_192631_000000793101_00243_47671_2260.N1	12-APR-2011 19:26:31	Bright	79.000	144	18Del Cyg	2.8600	11000.	158	47671	No
262	GOM_NL__2PRFIN20110412_192856_000000523101_00243_47671_2261.N1	12-APR-2011 19:28:56	Bright	52.000	66	37Gam Cyg	2.2080	5900.0	104	47671	No
263	GOM_NL__2PRFIN20110412_193122_000000503101_00243_47671_2262.N1	12-APR-2011 19:31:22	Bright	49.500	92	53Eps Cyg	2.5000	4500.0	99	47671	No
264	GOM_NL__2PRFIN20110412_193835_000000553101_00243_47671_2263.N1	12-APR-2011 19:38:35	Twilight	54.500	61	8Eps Peg	2.1000	3900.0	109	47671	No
265	GOM_NL__2PRFIN20110412_194333_000000473101_00243_47671_2264.N1	12-APR-2011 19:43:33	Dark	47.000	154	22Bet Aqr	2.8990	5700.0	94	47671	No
266	GOM_NL__2PRFIN20110412_195919_000000613101_00244_47672_2351.N1	12-APR-2011 19:59:19	Dark	60.500	103	38Zet Sgr	2.6000	9700.0	121	47672	No
267	GOM_NL__2PRFIN20110412_200256_000000613101_00244_47672_2352.N1	12-APR-2011 20:02:56	Dark	61.000	38	20Eps Sgr	1.8360	11000.	122	47672	No
268	GOM_NL__2PRFIN20110412_200523_000000443101_00244_47672_2353.N1	12-APR-2011 20:05:23	Dark	44.000	141	Bet Ara	2.8400	4600.0	88	47672	No
269	GOM_NL__2PRFIN20110412_200658_000000593101_00244_47672_2354.N1	12-APR-2011 20:06:58	Dark	59.000	25	35Lam Sco	1.6200	28000.	118	47672	No
270	GOM_NL__2PRFIN20110412_201058_000000593101_00244_47672_2355.N1	12-APR-2011 20:10:58	Straylight	59.000	75	26Eps Sco	2.2910	4250.0	118	47672	No
271	GOM_NL__2PRFIN20110412_201316_000000453101_00244_47672_2356.N1	12-APR-2011 20:13:16	Straylight	44.500	78	Alp Lup	2.3040	28000.	89	47672	No
272	GOM_NL__2PRFIN20110412_201451_000000423101_00244_47672_2357.N1	12-APR-2011 20:14:51	Straylight	41.500	81	Eta Cen	2.3560	28000.	83	47672	No
273	GOM_NL__2PRFIN20110412_201716_000000503101_00244_47672_2358.N1	12-APR-2011 20:17:16	Straylight	50.000	54	5The Cen	2.0550	4500.0	100	47672	No
274	GOM_NL__2PRFIN20110412_202204_000000453101_00244_47672_2359.N1	12-APR-2011 20:22:04	Twi_and_stray	44.500	169	46Gam Hya	2.9910	4700.0	89	47672	No
275	GOM_NL__2PRFIN20110412_202340_000000373101_00244_47672_2360.N1	12-APR-2011 20:23:40	Twi_and_stray	37.000	122	9Alp2Lib	2.7470	9700.0	74	47672	No
276	GOM_NL__2PRFIN20110412_202546_000000473101_00244_47672_2361.N1	12-APR-2011 20:25:46	Bright	46.500	15	67Alp Vir	0.97600	28000.	93	47672	No
277	GOM_NL__2PRFIN20110412_203242_000000413101_00244_47672_2362.N1	12-APR-2011 20:32:42	Bright	40.500	138	47Eps Vir	2.8280	4700.0	81	47672	No
278	GOM_NL__2PRFIN20110412_203617_000000493101_00244_47672_2363.N1	12-APR-2011 20:36:17	Bright	48.500	111	8Eta Boo	2.6800	6000.0	97	47672	No

279	GOM_NL__2PRFIN20110412_204051_000000393101_00244_47672_2364.N1	12-APR-2011 20:40:51	Bright	38.500	152	12Alp2CVn	2.8900	11000.	77	47672	No
280	GOM_NL__2PRFIN20110412_204548_000000363101_00244_47672_2365.N1	12-APR-2011 20:45:48	Bright	36.000	32	77Eps UMa	1.7630	11000.	72	47672	No
281	GOM_NL__2PRFIN20110412_205212_000000413101_00244_47672_2366.N1	12-APR-2011 20:52:12	Bright	40.500	60	7Bet UMi	2.0810	3950.0	81	47672	No
282	GOM_NL__2PRFIN20110412_205351_000000493101_00244_47672_2367.N1	12-APR-2011 20:53:51	Bright	48.500	119	14Eta Dra	2.7270	4700.0	97	47672	No
283	GOM_NL__2PRFIN20110412_210211_000000403101_00244_47672_2368.N1	12-APR-2011 21:02:11	Bright	39.500	89	5Alp Cep	2.4510	8000.0	79	47672	No
284	GOM_NL__2PRFIN20110412_210644_000000793101_00244_47672_2369.N1	12-APR-2011 21:06:44	Bright	79.000	144	18Del Cyg	2.8600	11000.	158	47672	No
285	GOM_NL__2PRFIN20110412_210910_000000533101_00244_47672_2370.N1	12-APR-2011 21:09:10	Bright	53.000	66	37Gam Cyg	2.2080	5900.0	106	47672	No
286	GOM_NL__2PRFIN20110412_211136_000000503101_00244_47672_2371.N1	12-APR-2011 21:11:36	Bright	50.000	92	53Eps Cyg	2.5000	4500.0	100	47672	No
287	GOM_NL__2PRFIN20110412_211849_000000513101_00244_47672_2372.N1	12-APR-2011 21:18:49	Twilight	51.000	61	8Eps Peg	2.1000	3900.0	102	47672	No
288	GOM_NL__2PRFIN20110412_212348_000000463101_00244_47672_2373.N1	12-APR-2011 21:23:48	Dark	46.000	154	22Bet Aqr	2.8990	5700.0	92	47672	No
289	GOM_NL__2PRFIN20110412_213935_000000603101_00245_47673_2383.N1	12-APR-2011 21:39:35	Dark	60.000	103	38Zet Sgr	2.6000	9700.0	120	47673	No
290	GOM_NL__2PRFIN20110412_214311_000000633101_00245_47673_2384.N1	12-APR-2011 21:43:11	Dark	62.500	38	20Eps Sgr	1.8360	11000.	125	47673	No
291	GOM_NL__2PRFIN20110412_214538_000000453101_00245_47673_2385.N1	12-APR-2011 21:45:38	Dark	45.000	141	Bet Ara	2.8400	4600.0	90	47673	No
292	GOM_NL__2PRFIN20110412_214713_000000623101_00245_47673_2386.N1	12-APR-2011 21:47:13	Dark	62.000	25	35Lam Sco	1.6200	28000.	124	47673	No
293	GOM_NL__2PRFIN20110412_215113_000000593101_00245_47673_2387.N1	12-APR-2011 21:51:13	Straylight	59.000	75	26Eps Sco	2.2910	4250.0	118	47673	No
294	GOM_NL__2PRFIN20110412_215330_000000473101_00245_47673_2388.N1	12-APR-2011 21:53:30	Straylight	47.000	78	Alp Lup	2.3040	28000.	94	47673	No
295	GOM_NL__2PRFIN20110412_215505_000000453101_00245_47673_2389.N1	12-APR-2011 21:55:05	Straylight	45.000	81	Eta Cen	2.3560	28000.	90	47673	No
296	GOM_NL__2PRFIN20110412_215730_000000513101_00245_47673_2390.N1	12-APR-2011 21:57:30	Straylight	50.500	54	5The Cen	2.0550	4500.0	101	47673	No
297	GOM_NL__2PRFIN20110412_220218_000000453101_00245_47673_2391.N1	12-APR-2011 22:02:18	Twilight	44.500	169	46Gam Hya	2.9910	4700.0	89	47673	No
298	GOM_NL__2PRFIN20110412_220354_000000373101_00245_47673_2392.N1	12-APR-2011 22:03:54	Twilight	37.000	122	9Alp2Lib	2.7470	9700.0	74	47673	No
299	GOM_NL__2PRFIN20110412_220600_000000463101_00245_47673_2393.N1	12-APR-2011 22:06:00	Bright	46.000	15	67Alp Vir	0.97600	28000.	92	47673	No
300	GOM_NL__2PRFIN20110412_221256_000000403101_00245_47673_2394.N1	12-APR-2011 22:12:56	Bright	39.500	138	47Eps Vir	2.8280	4700.0	79	47673	No
301	GOM_NL__2PRFIN20110412_221631_000000483101_00245_47673_2395.N1	12-APR-2011 22:16:31	Bright	47.500	111	8Eta Boo	2.6800	6000.0	95	47673	No
302	GOM_NL__2PRFIN20110412_222105_000000383101_00245_47673_2396.N1	12-APR-2011 22:21:05	Bright	37.500	152	12Alp2CVn	2.8900	11000.	75	47673	No
303	GOM_NL__2PRFIN20110412_222601_000000383101_00245_47673_2397.N1	12-APR-2011 22:26:01	Bright	37.500	32	77Eps UMa	1.7630	11000.	75	47673	No
304	GOM_NL__2PRFIN20110412_223226_000000413101_00245_47673_2398.N1	12-APR-2011 22:32:26	Bright	41.000	60	7Bet UMi	2.0810	3950.0	82	47673	No
305	GOM_NL__2PRFIN20110412_223404_000000443101_00245_47673_2399.N1	12-APR-2011 22:34:04	Bright	43.500	119	14Eta Dra	2.7270	4700.0	87	47673	No
306	GOM_NL__2PRFIN20110412_224225_000000393101_00245_47673_2400.N1	12-APR-2011 22:42:25	Bright	38.500	89	5Alp Cep	2.4510	8000.0	77	47673	No
307	GOM_NL__2PRFIN20110412_224658_000000593101_00245_47673_2401.N1	12-APR-2011 22:46:58	Bright	59.000	144	18Del Cyg	2.8600	11000.	118	47673	No
308	GOM_NL__2PRFIN20110412_224924_000000513101_00245_47673_2402.N1	12-APR-2011 22:49:24	Bright	50.500	66	37Gam Cyg	2.2080	5900.0	101	47673	No
309	GOM_NL__2PRFIN20110412_225150_000000533101_00245_47673_2403.N1	12-APR-2011 22:51:50	Bright	52.500	92	53Eps Cyg	2.5000	4500.0	105	47673	No
310	GOM_NL__2PRFIN20110412_225904_000000533101_00245_47673_2404.N1	12-APR-2011 22:59:04	Twilight	52.500	61	8Eps Peg	2.1000	3900.0	105	47673	No
311	GOM_NL__2PRFIN20110412_230402_000000473101_00245_47673_2405.N1	12-APR-2011 23:04:02	Dark	46.500	154	22Bet Aqr	2.8990	5700.0	93	47673	No
312	GOM_NL__2PRFIN20110412_231951_000000603101_00246_47674_2387.N1	12-APR-2011 23:19:51	Dark	59.500	103	38Zet Sgr	2.6000	9700.0	119	47674	No
313	GOM_NL__2PRFIN20110412_232327_000000633101_00246_47674_2388.N1	12-APR-2011 23:23:27	Dark	63.000	38	20Eps Sgr	1.8360	11000.	126	47674	No
314	GOM_NL__2PRFIN20110412_232553_000000463101_00246_47674_2389.N1	12-APR-2011 23:25:53	Dark	45.500	141	Bet Ara	2.8400	4600.0	91	47674	No
315	GOM_NL__2PRFIN20110412_232728_000000603101_00246_47674_2390.N1	12-APR-2011 23:27:28	Dark	60.000	25	35Lam Sco	1.6200	28000.	120	47674	No
316	GOM_NL__2PRFIN20110412_233129_000000603101_00246_47674_2391.N1	12-APR-2011 23:31:29	Straylight	60.000	75	26Eps Sco	2.2910	4250.0	120	47674	No
317	GOM_NL__2PRFIN20110412_233344_000000433101_00246_47674_2392.N1	12-APR-2011 23:33:44	Straylight	43.000	78	Alp Lup	2.3040	28000.	86	47674	No
318	GOM_NL__2PRFIN20110412_233520_000000453101_00246_47674_2393.N1	12-APR-2011 23:35:20	Straylight	45.000	81	Eta Cen	2.3560	28000.	90	47674	No
319	GOM_NL__2PRFIN20110412_233744_000000493101_00246_47674_2394.N1	12-APR-2011 23:37:44	Straylight	49.000	54	5The Cen	2.0550	4500.0	98	47674	No
320	GOM_NL__2PRFIN20110412_234233_000000423101_00246_47674_2395.N1	12-APR-2011 23:42:33	Twilight	42.000	169	46Gam Hya	2.9910	4700.0	84	47674	No
321	GOM_NL__2PRFIN20110412_234408_000000423101_00246_47674_2396.N1	12-APR-2011 23:44:08	Bright	42.000	122	9Alp2Lib	2.7470	9700.0	84	47674	No
322	GOM_NL__2PRFIN20110412_234614_000000493101_00246_47674_2397.N1	12-APR-2011 23:46:14	Bright	48.500	15	67Alp Vir	0.97600	28000.	97	47674	No
323	GOM_NL__2PRFIN20110412_235309_000000443101_00246_47674_2398.N1	12-APR-2011 23:53:09	Bright	44.000	138	47Eps Vir	2.8280	4700.0	88	47674	No
324	GOM_NL__2PRFIN20110412_235644_000000483101_00246_47674_2399.N1	12-APR-2011 23:56:44	Bright	48.000	111	8Eta Boo	2.6800	6000.0	96	47674	No

3. Quality information per product

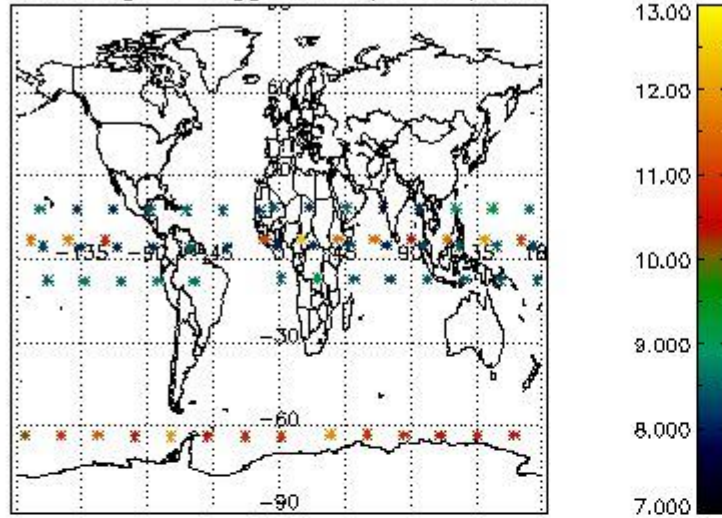
In this section it is plotted some information contained in the Quality Summary data set of the level 2 products. Only products in dark limb conditions and without errors (error flag in the MPH set to "0") are used.

3.1 Plot quality information per product (time dependant)

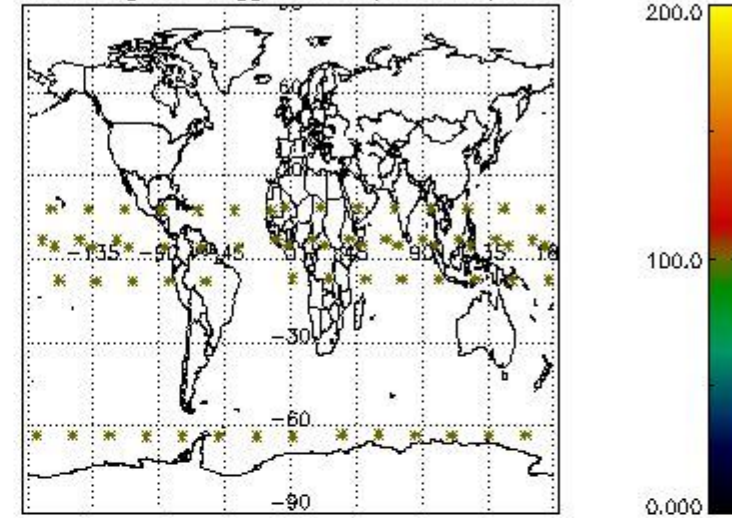


3.2 Plot quality information per product (world map)

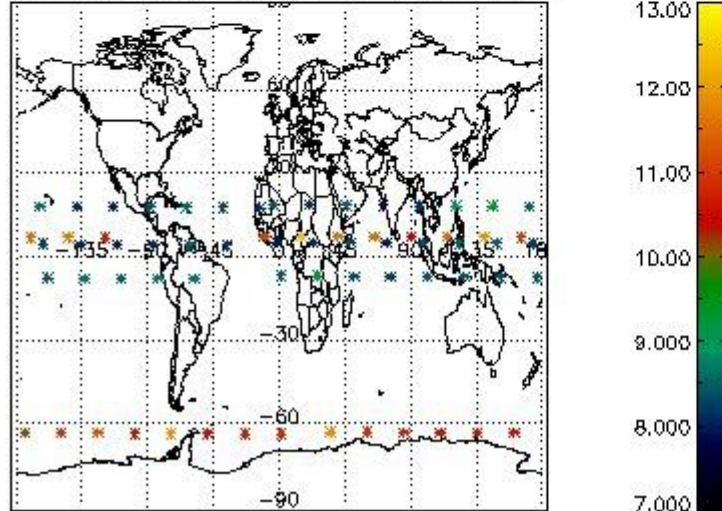
Percentage of flagged data per O3 profile



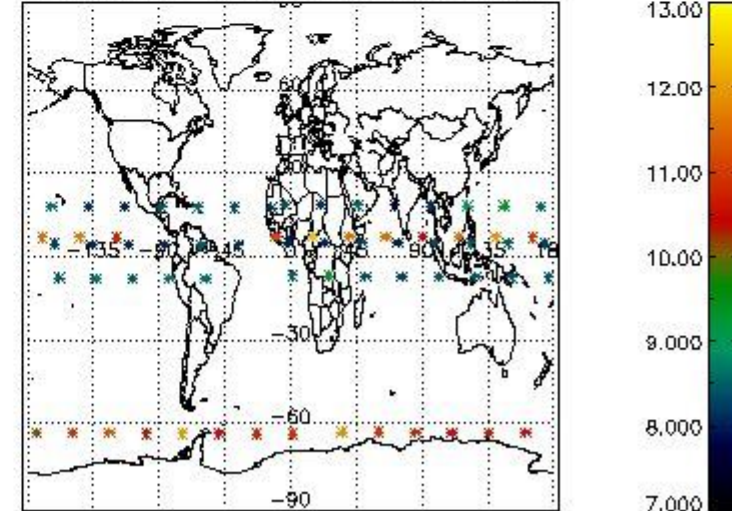
Percentage of flagged data per H2O profile



Percentage of flagged data per NO2 profile



Percentage of flagged data per NO3 profile

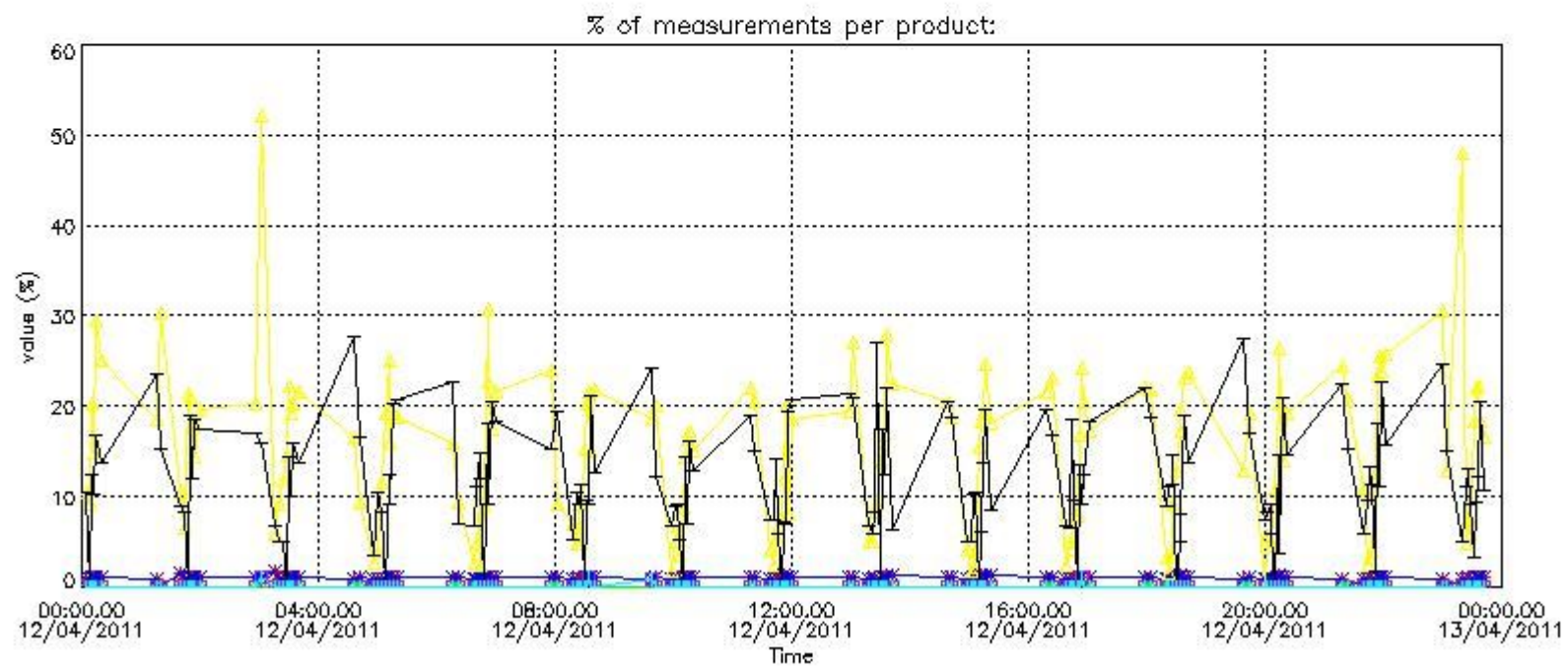


4. Level 1 quality information per product

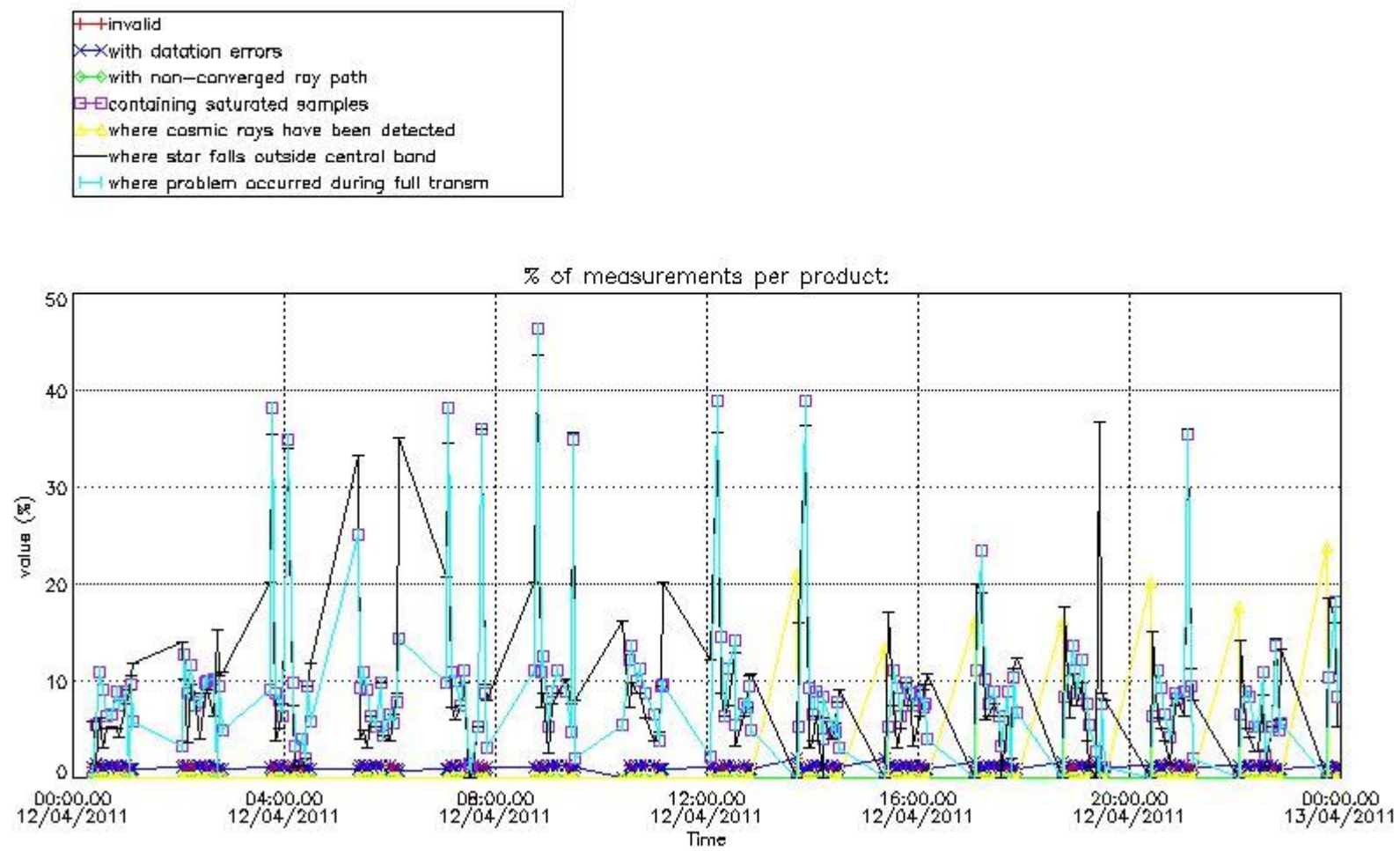
In this section it is plotted some information contained in the Quality Summary data set of the level 2 products that comes from the level 1b processing. Products without errors (error flag in the MPH set to "0") are used.

4.1 Plot quality information per product (time dependant) coming from level 1b processing

4.1.1 Plot level 1 quality information per product (time dependant): ENVISAT ASCENDING passes



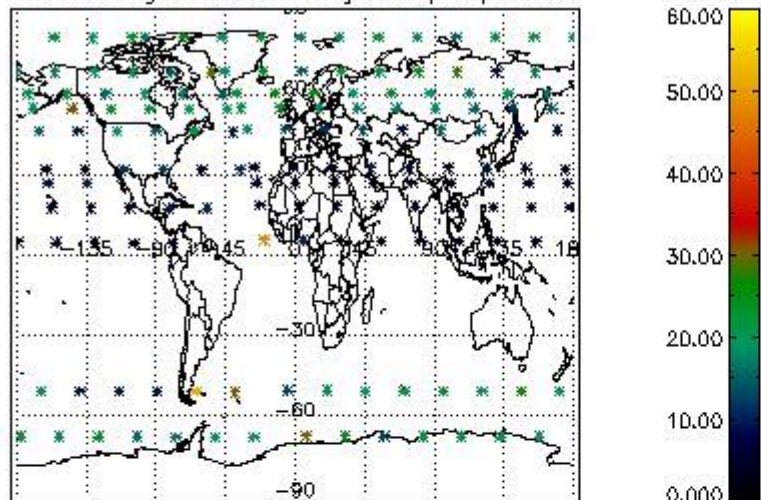
4.1.2 Plot level 1 quality information per product (time dependant): ENVISAT DESCENDING passes



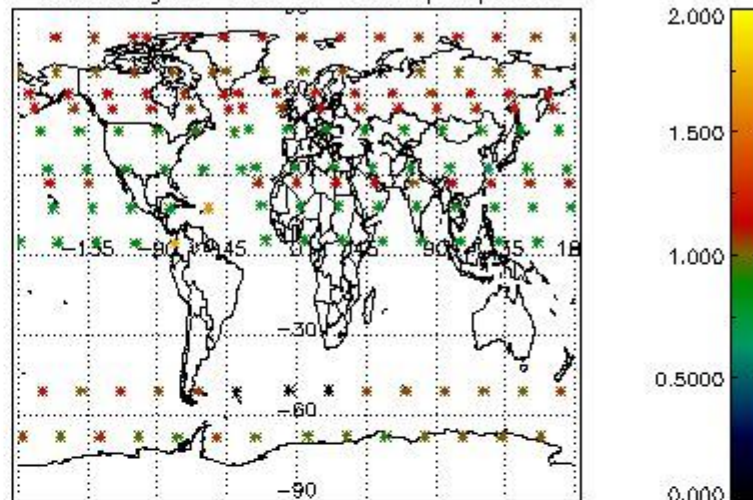
4.2 Plot quality information per product coming from level 1b processing (world map)

4.2.1 Plot level 1 quality information per product (world map): ENVISAT ASCENDING passes

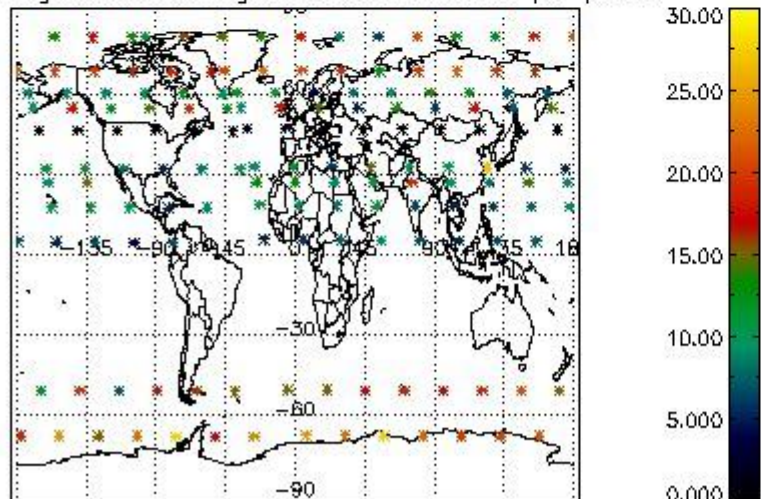
Percentage of cosmic ray hits per profile



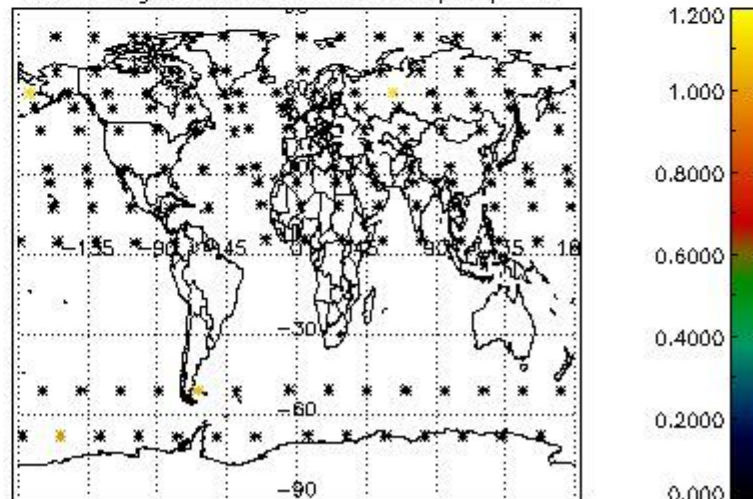
Percentage of datation errors per profile



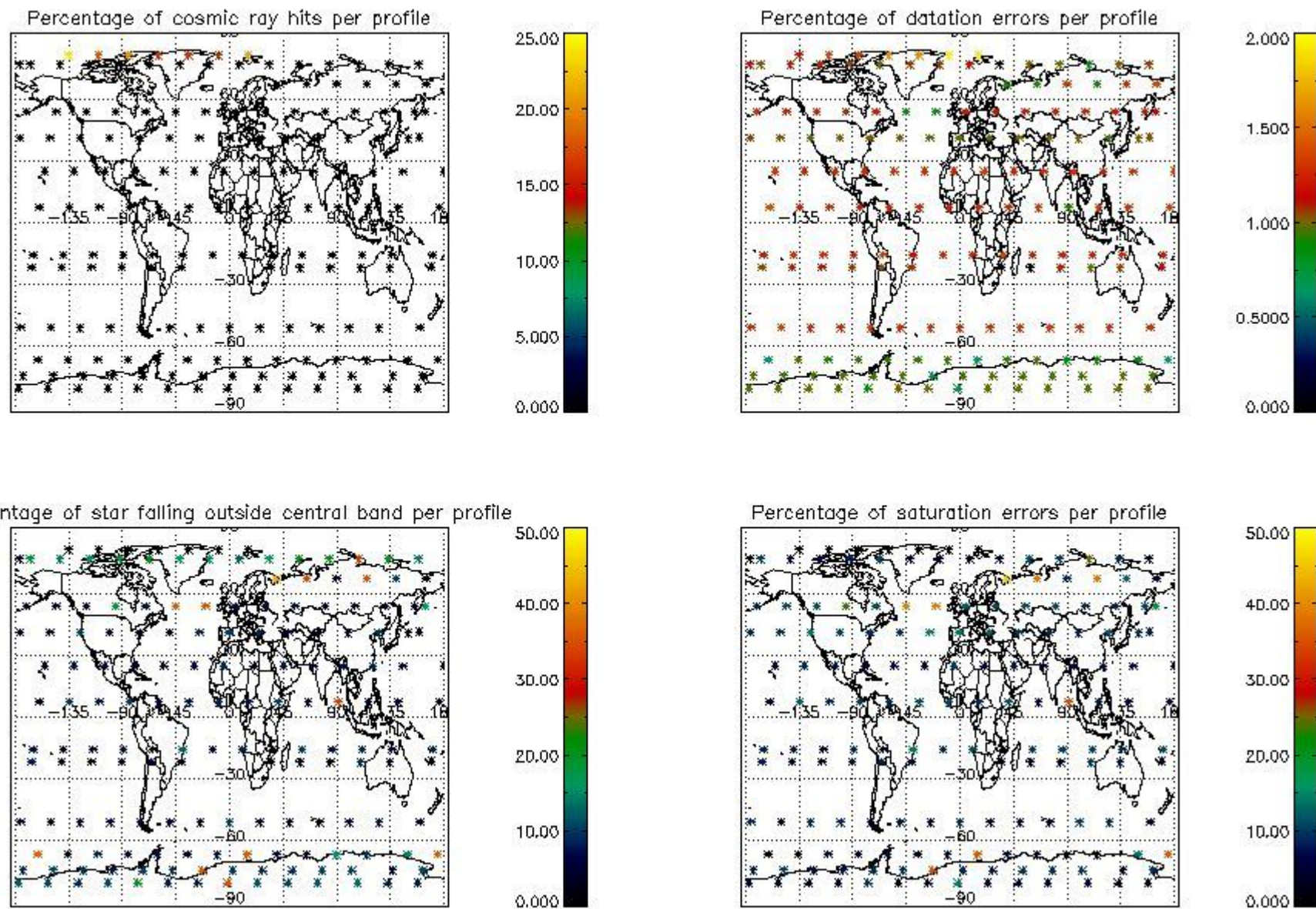
Percentage of star falling outside central band per profile



Percentage of saturation errors per profile



4.2.2 Plot level 1 quality information per product (world map): ENVISAT DESCENDING passes



5. Trace gas profiles

5.1 Ozone statistics based on quality of products

The final quality of the products can be "measured" using the STD (Standard Deviation) attached to every point profile. This information is written to the parameter GOM_NL__2P/NL_LOCAL_SPECIES_DENSITY/o3_std of the level 2 products. The table below shows the statistics for given STD ranges.

The statistics are given with respect to the overall valid production:

- Products without fatal errors: GOM_NL__2P/MPH/PRODUCT_ERR=0
- Valid point profile: GOM_NL__2P/NL_LOCAL_SPECIES_DENSITY/pcd(0)=0

The 'Criteria' is applied to valid points of dark limb products:

- Products in dark limb illumination condition: GOM_NL__2P/NL_SUMMARY_QUALITY/obs_ill_cond=0
- Products without fatal errors: GOM_NL__2P/MPH/PRODUCT_ERR=0
- Valid point profile: GOM_NL__2P/NL_LOCAL_SPECIES_DENSITY/pcd(0)=0

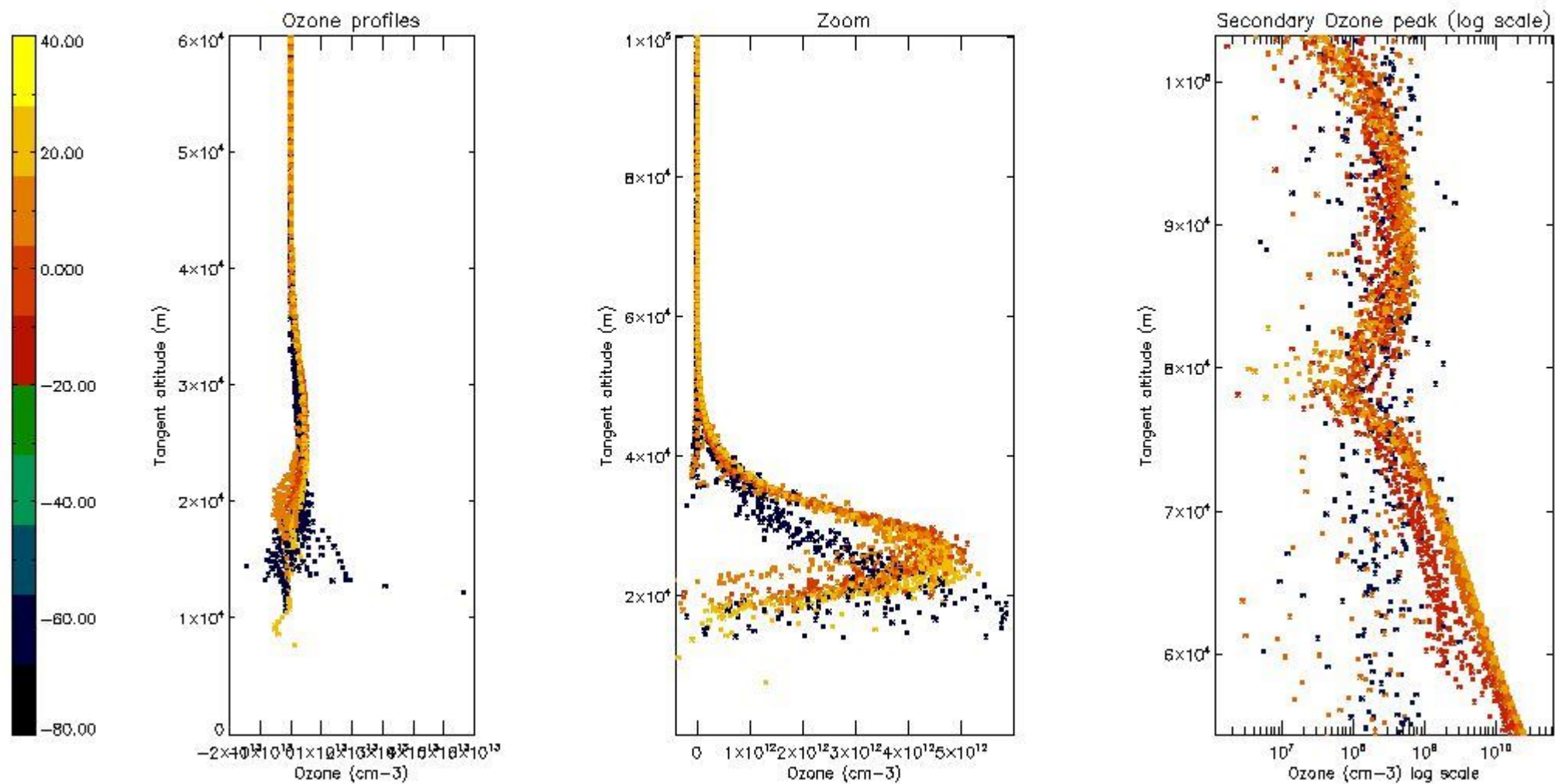
So, the table below shows the percentage of dark limb and valid observations for each criteria with respect to the overall valid daily observations.

Criteria	% of total production
All STD	24
STD < 20	12

STD < 10	9
STD < 5	6

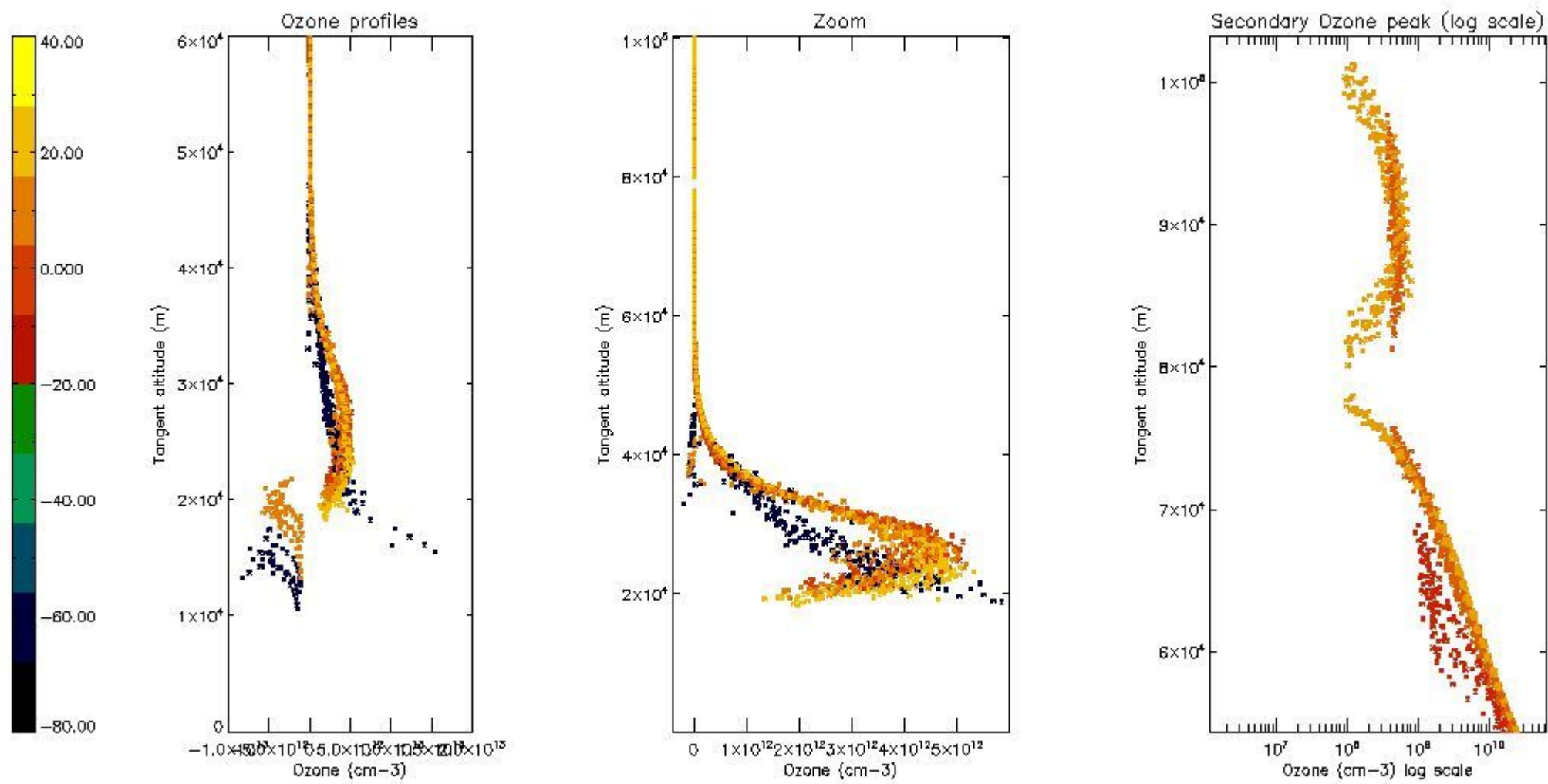
5.2 Plot ozone profiles for all STD (dark without errors)

The colorbar represents the latitude.



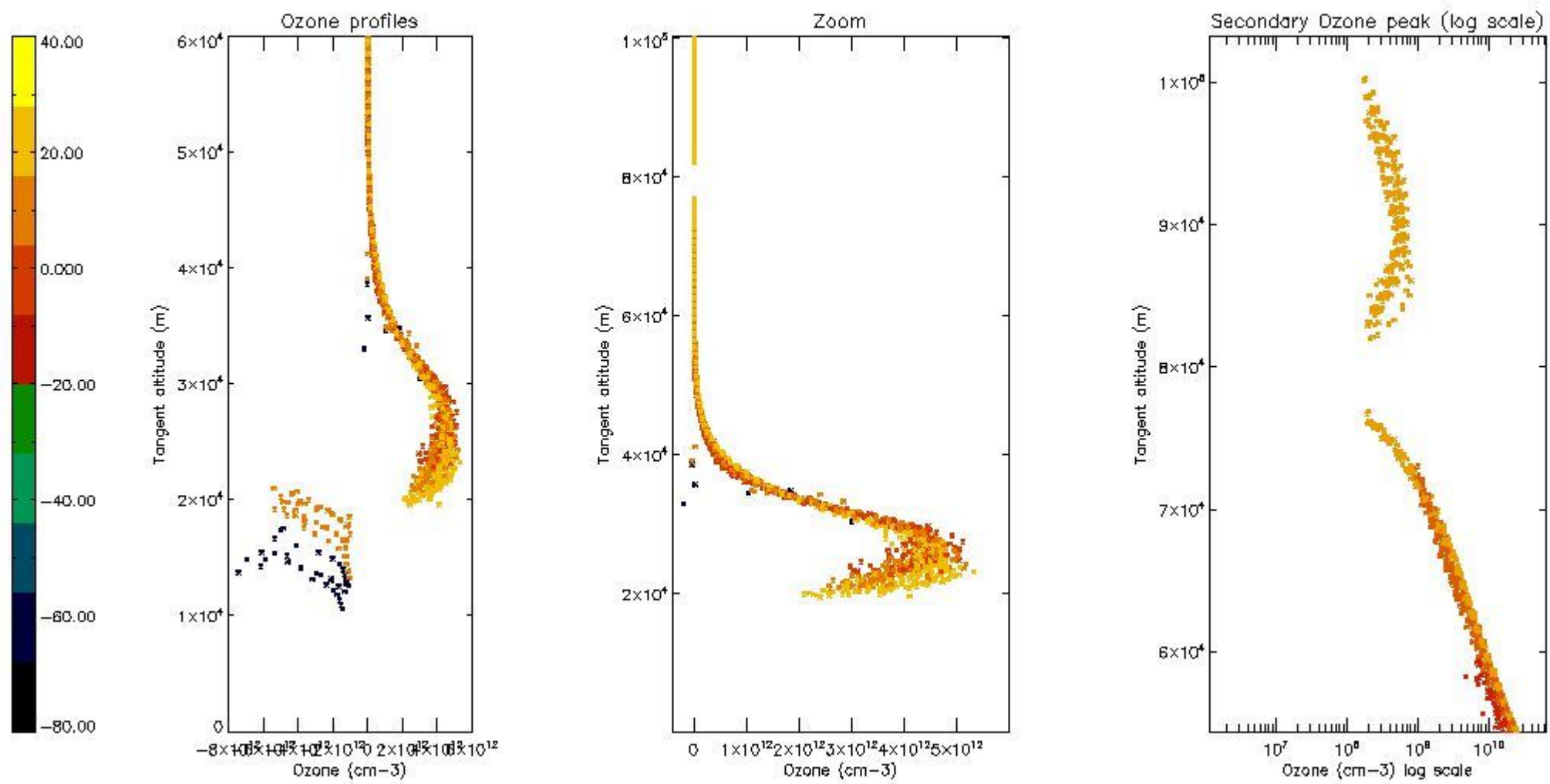
5.3 Plot ozone profiles where STD < 20% (dark without errors)

The colorbar represents the latitude.



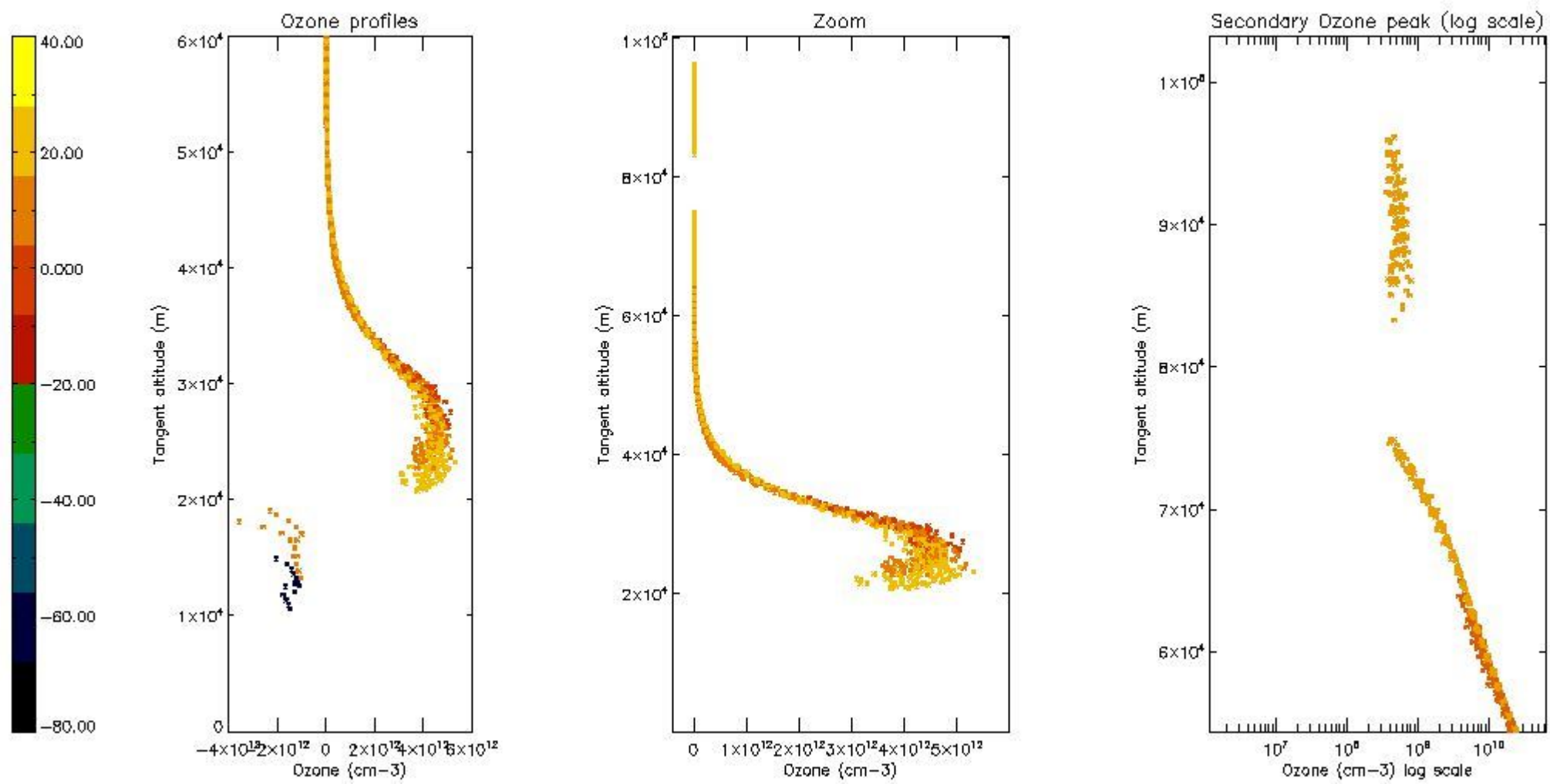
5.4 Plot ozone profiles where STD < 10% (dark without errors)

The colorbar represents the latitude.



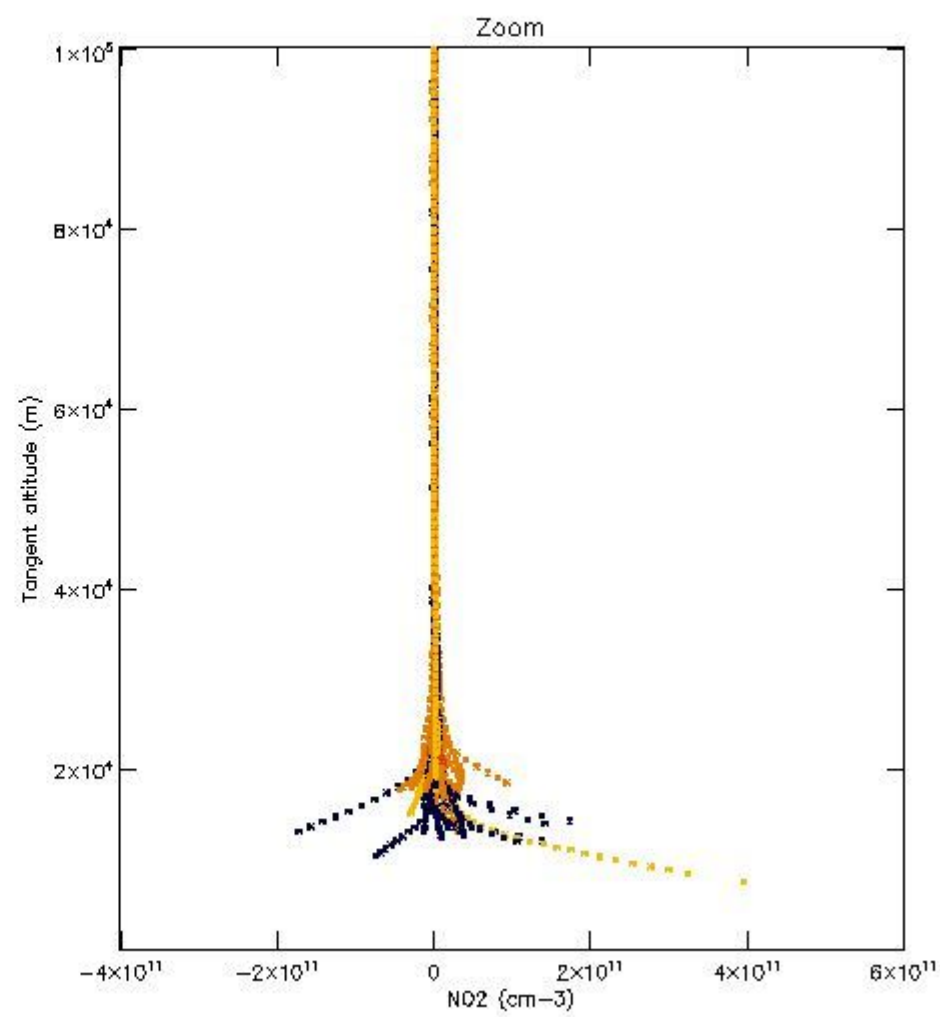
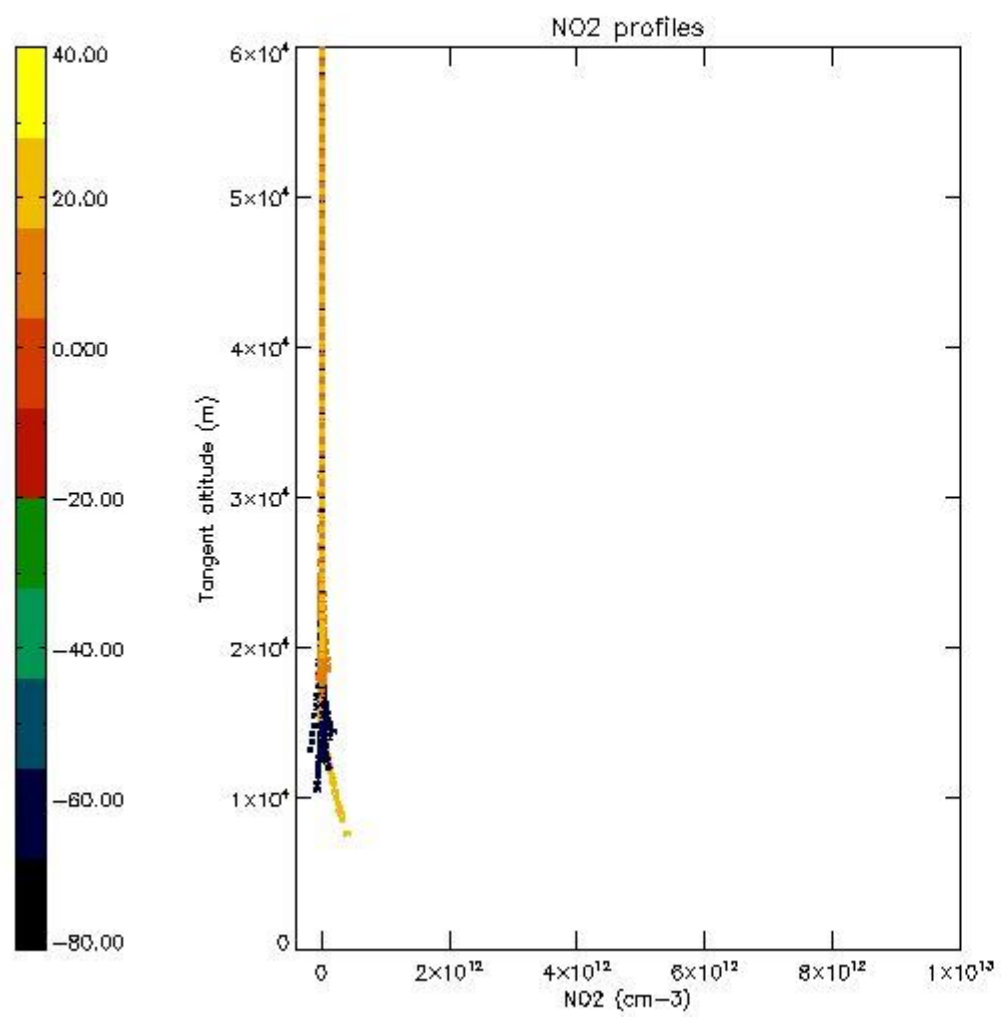
5.5 Plot ozone profiles where STD < 5% (dark without errors)

The colorbar represents the latitude.



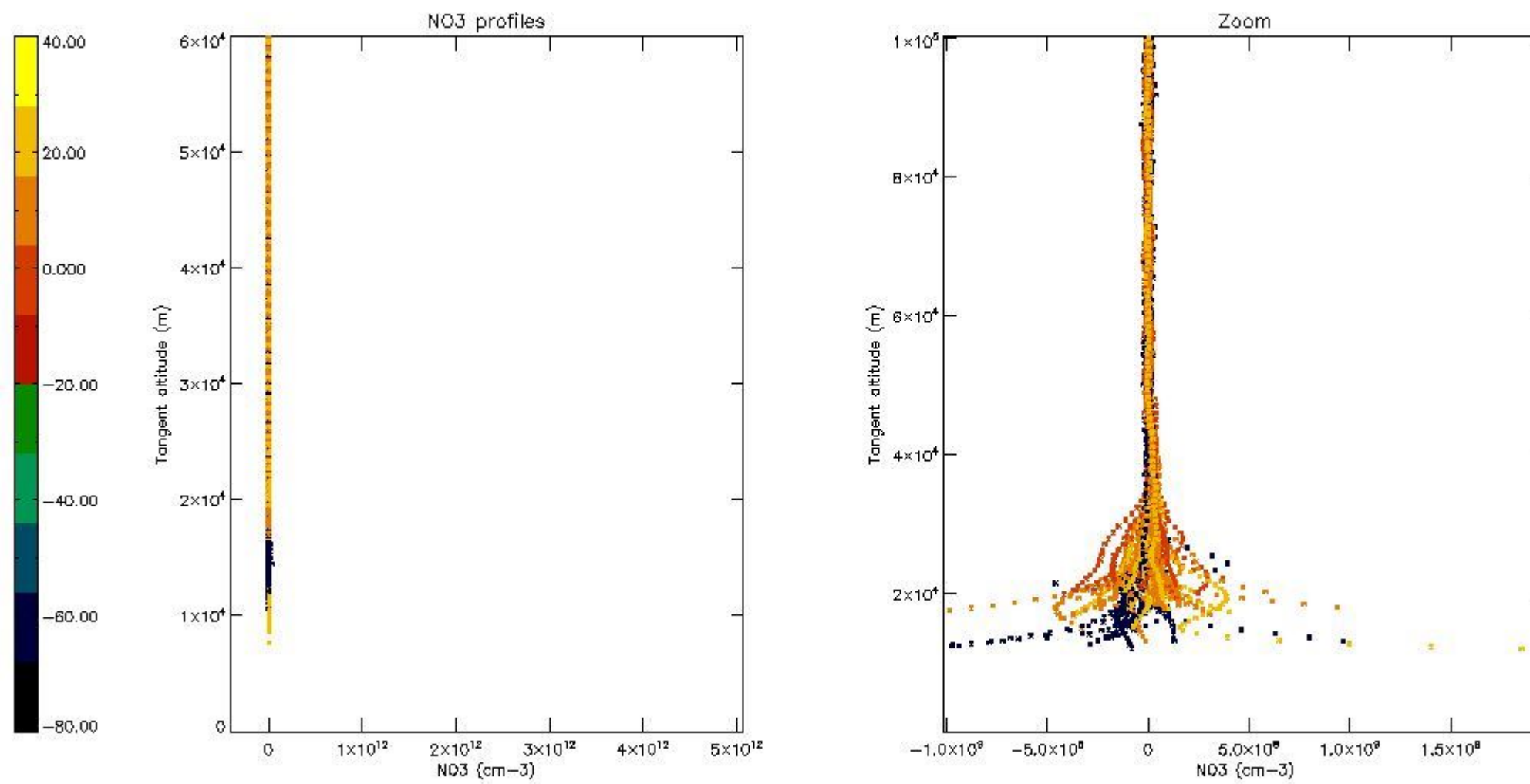
5.6 Plot NO₂ profiles for all STD (dark without errors)

The colorbar represents the latitude.



5.7 Plot NO3 profiles for all STD (dark without errors)

The colorbar represents the latitude.



6. Auxiliary Data Files used for the production reported in section 2

The number reported in the third column indicates since which file (see list in section 2) the corresponding auxiliary file has been used. The fourth column is the date of those product files.

Type	Auxiliary Filename	Used since product	Used since product date
INST_PHYS_CHARACTERISTICS	GOM_INS_AXVIEC20091111_143220_20030716_120000_20500101_000000	1	12-APR-2011 00:03:54
LEVEL-2_PROC_CONFIG	GOM_PR2_AXVIEC20091111_152718_20020301_000000_20500101_000000	1	12-APR-2011 00:03:54
CROSS_SECTIONS_FILE	GOM_CRS_AXVIEC20091111_154832_20020301_000000_20500101_000000	1	12-APR-2011 00:03:54

GOMOS Level 2 Daily Report

SUMMARY

[1. General Info](#)

[2. Summary of processed GOM_NL_2P products](#)

[3. Level 2 Quality information per product](#)

[3.1 Plot of level 2 quality information per product \(time dependant\)](#)

[3.2 Plot of level 2 quality information per product \(world map\)](#)

[4. Level 1 Quality information per product \(stored on level 2 products\)](#)

[4.1 Plot of level 1 quality information per product \(time dependant\)](#)

[4.1.1 Plot of level 1 quality information per product \(time dependant\): ASCENDING](#)

[4.1.2 Plot of level 1 quality information per product \(time dependant\): DESCENDING](#)

[4.2 Plot of level 1 quality information per product \(world map\)](#)

[4.2.1 Plot of level 1 quality information per product \(world map\): ASCENDING](#)

[4.2.2 Plot of level 1 quality information per product \(world map\): DESCENDING](#)

[5. Ozone profiles based on quality statistics and other trace gas profiles](#)

[5.1 Ozone statistics based on quality of products](#)

[5.2 Plot ozone profiles for all STD \(dark without errors\)](#)

[5.3 Plot ozone profiles where STD < 20% \(dark without errors\)](#)

[5.4. Plot ozone profiles where STD < 10% \(dark without errors\)](#)

[5.5. Plot ozone profiles where STD < 5% \(dark without errors\)](#)

[5.6 Plot NO2 profiles for all STD \(dark without errors\)](#)

[5.7 Plot NO3 profiles for all STD \(dark without errors\)](#)

[5.8 Plot H2O profiles \(only for occultations of stars 1,2,3,4,13,14,16,26,63 dark without errors\) for all STD](#)

[6. Auxiliary Data Files used for the production reported in section 2](#)

This report presents the daily analysis on parameters extracted from GOMOS level 2 data (GOM_NL__2P). It is intended to monitor some important parameters that will impact the quality of these products. A list of level 2 products (and content) that have arrived during the reporting day to the PCF is also given.

Item	Value
Time of report generation	24APR2013 12:18:23
Data source version	GOMOS/6.01
Start time of products	12-04-2011 (12APR2011 00:00:00)
Stop time of products	13-04-2011 (13APR2011 00:00:00)
Store outputs in DB	Yes
Nb of level 2 prods	324
Nb of prods with errors	0

2. Summary of processed GOM_NL__2P products.

Nr	Filename	UTC Start time	Limb	Duration	Star Id	Star Name	Star Mag	Star Temp	Nb Meas	Orbit	Prod. error
1	GOM_NL__2PRFIN20110412_000354_000000623101_00232_47660_1885.N1	12-APR-2011 00:03:54	Dark	62.000	25	35Lam Sco	1.6200	28000.	124	47660	No
2	GOM_NL__2PRFIN20110412_000756_000000543101_00232_47660_1886.N1	12-APR-2011 00:07:56	Straylight	54.000	75	26Eps Sco	2.2910	4250.0	108	47660	No
3	GOM_NL__2PRFIN20110412_001021_000000453101_00232_47660_1887.N1	12-APR-2011 00:10:21	Straylight	44.500	78	Alp Lup	2.3040	28000.	89	47660	No
4	GOM_NL__2PRFIN20110412_001157_000000443101_00232_47660_1888.N1	12-APR-2011 00:11:57	Straylight	44.000	81	Eta Cen	2.3560	28000.	88	47660	No
5	GOM_NL__2PRFIN20110412_001423_000000483101_00232_47660_1889.N1	12-APR-2011 00:14:23	Straylight	47.500	54	5The Cen	2.0550	4500.0	95	47660	No
6	GOM_NL__2PRFIN20110412_001914_000000443101_00232_47660_1890.N1	12-APR-2011 00:19:14	Twilight	44.000	169	46Gam Hya	2.9910	4700.0	88	47660	No
7	GOM_NL__2PRFIN20110412_002257_000000433101_00232_47660_1891.N1	12-APR-2011 00:22:57	Bright	43.000	15	67Alp Vir	0.97600	28000.	86	47660	No
8	GOM_NL__2PRFIN20110412_002601_000000373101_00232_47660_1892.N1	12-APR-2011 00:26:01	Bright	36.500	121	29Gam Vir	2.7400	7200.0	73	47660	No
9	GOM_NL__2PRFIN20110412_002956_000000413101_00232_47660_1893.N1	12-APR-2011 00:29:56	Bright	41.000	138	47Eps Vir	2.8280	4700.0	82	47660	No
10	GOM_NL__2PRFIN20110412_003337_000000503101_00232_47660_1894.N1	12-APR-2011 00:33:37	Bright	49.500	111	8Eta Boo	2.6800	6000.0	99	47660	No
11	GOM_NL__2PRFIN20110412_003807_000000393101_00232_47660_1895.N1	12-APR-2011 00:38:07	Bright	39.000	152	12Alp2CVn	2.8900	11000.	78	47660	No
12	GOM_NL__2PRFIN20110412_004303_000000393101_00232_47660_1896.N1	12-APR-2011 00:43:03	Bright	38.500	32	77Eps UMa	1.7630	11000.	77	47660	No
13	GOM_NL__2PRFIN20110412_004928_000000403101_00232_47660_1897.N1	12-APR-2011 00:49:28	Bright	39.500	60	7Bet UMi	2.0810	3950.0	79	47660	No
14	GOM_NL__2PRFIN20110412_005111_000000483101_00232_47660_1898.N1	12-APR-2011 00:51:11	Bright	47.500	119	14Eta Dra	2.7270	4700.0	95	47660	No
15	GOM_NL__2PRFIN20110412_005925_000000403101_00232_47660_1899.N1	12-APR-2011 00:59:25	Bright	39.500	89	5Alp Cep	2.4510	8000.0	79	47660	No
16	GOM_NL__2PRFIN20110412_010400_000000563101_00232_47660_1900.N1	12-APR-2011 01:04:00	Bright	55.500	144	18Del Cyg	2.8600	11000.	111	47660	No
17	GOM_NL__2PRFIN20110412_010623_000000523101_00232_47660_1901.N1	12-APR-2011 01:06:23	Bright	52.000	66	37Gam Cyg	2.2080	5900.0	104	47660	No
18	GOM_NL__2PRFIN20110412_010847_000000513101_00232_47660_1902.N1	12-APR-2011 01:08:47	Bright	51.000	92	53Eps Cyg	2.5000	4500.0	102	47660	No
19	GOM_NL__2PRFIN20110412_011557_000000513101_00232_47660_1903.N1	12-APR-2011 01:15:57	Twilight	51.000	61	8Eps Peg	2.1000	3900.0	102	47660	No
20	GOM_NL__2PRFIN20110412_012053_000000463101_00232_47660_1904.N1	12-APR-2011 01:20:53	Dark	46.000	154	22Bet Aqr	2.8990	5700.0	92	47660	No
21	GOM_NL__2PRFIN20110412_014006_000000623101_00233_47661_1894.N1	12-APR-2011 01:40:06	Dark	62.000	38	20Eps Sgr	1.8360	11000.	124	47661	No
22	GOM_NL__2PRFIN20110412_014409_000000613101_00233_47661_1895.N1	12-APR-2011 01:44:09	Dark	60.500	25	35Lam Sco	1.6200	28000.	121	47661	No
23	GOM_NL__2PRFIN20110412_014811_000000543101_00233_47661_1896.N1	12-APR-2011 01:48:11	Straylight	54.000	75	26Eps Sco	2.2910	4250.0	108	47661	No
24	GOM_NL__2PRFIN20110412_015036_000000483101_00233_47661_1897.N1	12-APR-2011 01:50:36	Straylight	47.500	78	Alp Lup	2.3040	28000.	95	47661	No
25	GOM_NL__2PRFIN20110412_015212_000000463101_00233_47661_1898.N1	12-APR-2011 01:52:12	Straylight	45.500	81	Eta Cen	2.3560	28000.	91	47661	No
26	GOM_NL__2PRFIN20110412_015438_000000493101_00233_47661_1899.N1	12-APR-2011 01:54:38	Straylight	48.500	54	5The Cen	2.0550	4500.0	97	47661	No
27	GOM_NL__2PRFIN20110412_015928_000000463101_00233_47661_1900.N1	12-APR-2011 01:59:28	Twilight	46.000	169	46Gam Hya	2.9910	4700.0	92	47661	No
28	GOM_NL__2PRFIN20110412_020311_000000473101_00233_47661_1901.N1	12-APR-2011 02:03:11	Bright	46.500	15	67Alp Vir	0.97600	28000.	93	47661	No
29	GOM_NL__2PRFIN20110412_020616_000000403101_00233_47661_1902.N1	12-APR-2011 02:06:16	Bright	39.500	121	29Gam Vir	2.7400	7200.0	79	47661	No
30	GOM_NL__2PRFIN20110412_021009_000000413101_00233_47661_1903.N1	12-APR-2011 02:10:09	Bright	40.500	138	47Eps Vir	2.8280	4700.0	81	47661	No
31	GOM_NL__2PRFIN20110412_021350_000000523101_00233_47661_1904.N1	12-APR-2011 02:13:50	Bright	51.500	111	8Eta Boo	2.6800	6000.0	103	47661	No
32	GOM_NL__2PRFIN20110412_021820_000000413101_00233_47661_1905.N1	12-APR-2011 02:18:20	Bright	40.500	152	12Alp2CVn	2.8900	11000.	81	47661	No
33	GOM_NL__2PRFIN20110412_022316_000000383101_00233_47661_1906.N1	12-APR-2011 02:23:16	Bright	38.000	32	77Eps UMa	1.7630	11000.	76	47661	No
34	GOM_NL__2PRFIN20110412_022941_000000413101_00233_47661_1907.N1	12-APR-2011 02:29:41	Bright	40.500	60	7Bet UMi	2.0810	3950.0	81	47661	No
35	GOM_NL__2PRFIN20110412_023124_000000503101_00233_47661_1908.N1	12-APR-2011 02:31:24	Bright	50.000	119	14Eta Dra	2.7270	4700.0	100	47661	No
36	GOM_NL__2PRFIN20110412_023939_000000403101_00233_47661_1909.N1	12-APR-2011 02:39:39	Bright	39.500	89	5Alp Cep	2.4510	8000.0	79	47661	No
37	GOM_NL__2PRFIN20110412_024414_000000593101_00233_47661_1910.N1	12-APR-2011 02:44:14	Bright	59.000	144	18Del Cyg	2.8600	11000.	118	47661	No
38	GOM_NL__2PRFIN20110412_024637_000000533101_00233_47661_1911.N1	12-APR-2011 02:46:37	Bright	52.500	66	37Gam Cyg	2.2080	5900.0	105	47661	No
39	GOM_NL__2PRFIN20110412_024901_000000513101_00233_47661_1912.N1	12-APR-2011 02:49:01	Bright	50.500	92	53Eps Cyg	2.5000	4500.0	101	47661	No
40	GOM_NL__2PRFIN20110412_025611_000000473101_00233_47661_1913.N1	12-APR-2011 02:56:11	Twilight	47.000	61	8Eps Peg	2.1000	3900.0	94	47661	No
41	GOM_NL__2PRFIN20110412_030107_000000473101_00233_47661_1914.N1	12-APR-2011 03:01:07	Dark	47.000	154	22Bet Aqr	2.8990	5700.0	94	47661	No
42	GOM_NL__2PRFIN20110412_031644_000000593101_00234_47662_1935.N1	12-APR-2011 03:16:44	Dark	58.500	103	38Zet Sgr	2.6000	9700.0	117	47662	No

43	GOM_NL__2PRFIN20110412_032021_000000603101_00234_47662_1936.N1	12-APR-2011 03:20:21	Dark	59.500	38	20Eps Sgr	1.8360	11000.	119	47662	No
44	GOM_NL__2PRFIN20110412_032424_000000593101_00234_47662_1937.N1	12-APR-2011 03:24:24	Dark	59.000	25	35Lam Sco	1.6200	28000.	118	47662	No
45	GOM_NL__2PRFIN20110412_032826_000000553101_00234_47662_1938.N1	12-APR-2011 03:28:26	Straylight	55.000	75	26Eps Sco	2.2910	4250.0	110	47662	No
46	GOM_NL__2PRFIN20110412_033050_000000453101_00234_47662_1939.N1	12-APR-2011 03:30:50	Straylight	45.000	78	Alp Lup	2.3040	28000.	90	47662	No
47	GOM_NL__2PRFIN20110412_033226_000000453101_00234_47662_1940.N1	12-APR-2011 03:32:26	Straylight	44.500	81	Eta Cen	2.3560	28000.	89	47662	No
48	GOM_NL__2PRFIN20110412_033452_000000473101_00234_47662_1941.N1	12-APR-2011 03:34:52	Straylight	47.000	54	5The Cen	2.0550	4500.0	94	47662	No
49	GOM_NL__2PRFIN20110412_033942_000000443101_00234_47662_1942.N1	12-APR-2011 03:39:42	Tw_i_and_stray	44.000	169	46Gam Hya	2.9910	4700.0	88	47662	No
50	GOM_NL__2PRFIN20110412_034326_000000503101_00234_47662_1943.N1	12-APR-2011 03:43:26	Bright	49.500	15	67Alp Vir	0.97600	28000.	99	47662	No
51	GOM_NL__2PRFIN20110412_034630_000000553101_00234_47662_1944.N1	12-APR-2011 03:46:30	Bright	55.000	121	29Gam Vir	2.7400	7200.0	110	47662	No
52	GOM_NL__2PRFIN20110412_035024_000000403101_00234_47662_1945.N1	12-APR-2011 03:50:24	Bright	40.000	138	47Eps Vir	2.8280	4700.0	80	47662	No
53	GOM_NL__2PRFIN20110412_035403_000000503101_00234_47662_1946.N1	12-APR-2011 03:54:03	Bright	49.500	111	8Eta Boo	2.6800	6000.0	99	47662	No
54	GOM_NL__2PRFIN20110412_035834_000000403101_00234_47662_1947.N1	12-APR-2011 03:58:34	Bright	39.500	152	12Alp2CVn	2.8900	11000.	79	47662	No
55	GOM_NL__2PRFIN20110412_040330_000000553101_00234_47662_1948.N1	12-APR-2011 04:03:30	Bright	54.500	32	77Eps UMa	1.7630	11000.	109	47662	No
56	GOM_NL__2PRFIN20110412_040955_000000413101_00234_47662_1949.N1	12-APR-2011 04:09:55	Bright	40.500	60	7Bet UMi	2.0810	3950.0	81	47662	No
57	GOM_NL__2PRFIN20110412_041138_000000463101_00234_47662_1950.N1	12-APR-2011 04:11:38	Bright	46.000	119	14Eta Dra	2.7270	4700.0	92	47662	No
58	GOM_NL__2PRFIN20110412_041953_000000383101_00234_47662_1951.N1	12-APR-2011 04:19:53	Bright	37.500	89	5Alp Cep	2.4510	8000.0	75	47662	No
59	GOM_NL__2PRFIN20110412_042427_000000523101_00234_47662_1952.N1	12-APR-2011 04:24:27	Bright	51.500	144	18Del Cyg	2.8600	11000.	103	47662	No
60	GOM_NL__2PRFIN20110412_042651_000000533101_00234_47662_1953.N1	12-APR-2011 04:26:51	Bright	52.500	66	37Gam Cyg	2.2080	5900.0	105	47662	No
61	GOM_NL__2PRFIN20110412_042915_000000513101_00234_47662_1954.N1	12-APR-2011 04:29:15	Bright	51.000	92	53Eps Cyg	2.5000	4500.0	102	47662	No
62	GOM_NL__2PRFIN20110412_043626_000000543101_00234_47662_1955.N1	12-APR-2011 04:36:26	Twilight	54.000	61	8Eps Peg	2.1000	3900.0	108	47662	No
63	GOM_NL__2PRFIN20110412_044122_000000483101_00234_47662_1956.N1	12-APR-2011 04:41:22	Dark	48.000	154	22Bet Aqr	2.8990	5700.0	96	47662	No
64	GOM_NL__2PRFIN20110412_045659_000000583101_00235_47663_1948.N1	12-APR-2011 04:56:59	Dark	58.000	103	38Zet Sgr	2.6000	9700.0	116	47663	No
65	GOM_NL__2PRFIN20110412_050037_000000633101_00235_47663_1949.N1	12-APR-2011 05:00:37	Dark	62.500	38	20Eps Sgr	1.8360	11000.	125	47663	No
66	GOM_NL__2PRFIN20110412_050440_000000603101_00235_47663_1950.N1	12-APR-2011 05:04:40	Dark	60.000	25	35Lam Sco	1.6200	28000.	120	47663	No
67	GOM_NL__2PRFIN20110412_050842_000000553101_00235_47663_1951.N1	12-APR-2011 05:08:42	Straylight	55.000	75	26Eps Sco	2.2910	4250.0	110	47663	No
68	GOM_NL__2PRFIN20110412_051105_000000443101_00235_47663_1952.N1	12-APR-2011 05:11:05	Straylight	44.000	78	Alp Lup	2.3040	28000.	88	47663	No
69	GOM_NL__2PRFIN20110412_051241_000000443101_00235_47663_1953.N1	12-APR-2011 05:12:41	Straylight	44.000	81	Eta Cen	2.3560	28000.	88	47663	No
70	GOM_NL__2PRFIN20110412_051506_000000503101_00235_47663_1954.N1	12-APR-2011 05:15:06	Straylight	49.500	54	5The Cen	2.0550	4500.0	99	47663	No
71	GOM_NL__2PRFIN20110412_051956_000000483101_00235_47663_1955.N1	12-APR-2011 05:19:56	Tw_i_and_stray	48.000	169	46Gam Hya	2.9910	4700.0	96	47663	No
72	GOM_NL__2PRFIN20110412_052340_000000603101_00235_47663_1956.N1	12-APR-2011 05:23:40	Bright	60.000	15	67Alp Vir	0.97600	28000.	120	47663	No
73	GOM_NL__2PRFIN20110412_052644_000000383101_00235_47663_1957.N1	12-APR-2011 05:26:44	Bright	37.500	121	29Gam Vir	2.7400	7200.0	75	47663	No
74	GOM_NL__2PRFIN20110412_053037_000000413101_00235_47663_1958.N1	12-APR-2011 05:30:37	Bright	41.000	138	47Eps Vir	2.8280	4700.0	82	47663	No
75	GOM_NL__2PRFIN20110412_053417_000000503101_00235_47663_1959.N1	12-APR-2011 05:34:17	Bright	49.500	111	8Eta Boo	2.6800	6000.0	99	47663	No
76	GOM_NL__2PRFIN20110412_053848_000000403101_00235_47663_1960.N1	12-APR-2011 05:38:48	Bright	39.500	152	12Alp2CVn	2.8900	11000.	79	47663	No
77	GOM_NL__2PRFIN20110412_054344_000000383101_00235_47663_1961.N1	12-APR-2011 05:43:44	Bright	38.000	32	77Eps UMa	1.7630	11000.	76	47663	No
78	GOM_NL__2PRFIN20110412_055009_000000413101_00235_47663_1962.N1	12-APR-2011 05:50:09	Bright	41.000	60	7Bet UMi	2.0810	3950.0	82	47663	No
79	GOM_NL__2PRFIN20110412_055151_000000473101_00235_47663_1963.N1	12-APR-2011 05:51:51	Bright	46.500	119	14Eta Dra	2.7270	4700.0	93	47663	No
80	GOM_NL__2PRFIN20110412_060007_000000393101_00235_47663_1964.N1	12-APR-2011 06:00:07	Bright	38.500	89	5Alp Cep	2.4510	8000.0	77	47663	No
81	GOM_NL__2PRFIN20110412_060441_000000543101_00235_47663_1965.N1	12-APR-2011 06:04:41	Bright	53.500	144	18Del Cyg	2.8600	11000.	107	47663	No
82	GOM_NL__2PRFIN20110412_060705_000000523101_00235_47663_1966.N1	12-APR-2011 06:07:05	Bright	51.500	66	37Gam Cyg	2.2080	5900.0	103	47663	No
83	GOM_NL__2PRFIN20110412_060929_000000703101_00235_47663_1967.N1	12-APR-2011 06:09:29	Bright	70.000	92	53Eps Cyg	2.5000	4500.0	140	47663	No
84	GOM_NL__2PRFIN20110412_061640_000000513101_00235_47663_1968.N1	12-APR-2011 06:16:40	Twilight	50.500	61	8Eps Peg	2.1000	3900.0	101	47663	No
85	GOM_NL__2PRFIN20110412_062136_000000433101_00235_47663_1969.N1	12-APR-2011 06:21:36	Dark	42.500	154	22Bet Aqr	2.8990	5700.0	85	47663	No
86	GOM_NL__2PRFIN20110412_063715_000000603101_00236_47664_1965.N1	12-APR-2011 06:37:15	Dark	59.500	103	38Zet Sgr	2.6000	9700.0	119	47664	No
87	GOM_NL__2PRFIN20110412_064052_000000633101_00236_47664_1966.N1	12-APR-2011 06:40:52	Dark	63.000	38	20Eps Sgr	1.8360	11000.	126	47664	No
88	GOM_NL__2PRFIN20110412_064326_000000473101_00236_47664_1967.N1	12-APR-2011 06:43:26	Dark	47.000	141	Bet Ara	2.8400	4600.0	94	47664	No
89	GOM_NL__2PRFIN20110412_064455_000000633101_00236_47664_1968.N1	12-APR-2011 06:44:55	Dark	63.000	25	35Lam Sco	1.6200	28000.	126	47664	No
90	GOM_NL__2PRFIN20110412_064857_000000563101_00236_47664_1969.N1	12-APR-2011 06:48:57	Straylight	56.000	75	26Eps Sco	2.2910	4250.0	112	47664	No
91	GOM_NL__2PRFIN20110412_065120_000000473101_00236_47664_1970.N1	12-APR-2011 06:51:20	Straylight	47.000	78	Alp Lup	2.3040	28000.	94	47664	No
92	GOM_NL__2PRFIN20110412_065255_000000443101_00236_47664_1971.N1	12-APR-2011 06:52:55	Straylight	44.000	81	Eta Cen	2.3560	28000.	88	47664	No
93	GOM_NL__2PRFIN20110412_065521_000000493101_00236_47664_1972.N1	12-APR-2011 06:55:21	Straylight	49.000	54	5The Cen	2.0550	4500.0	98	47664	No
94	GOM_NL__2PRFIN20110412_070010_000000473101_00236_47664_1973.N1	12-APR-2011 07:00:10	Tw_i_and_stray	46.500	169	46Gam Hya	2.9910	4700.0	93	47664	No
95	GOM_NL__2PRFIN20110412_070354_000000513101_00236_47664_1974.N1	12-APR-2011 07:03:54	Bright	50.500	15	67Alp Vir	0.97600	28000.	101	47664	No
96	GOM_NL__2PRFIN20110412_070658_000000553101_00236_47664_1975.N1	12-APR-2011 07:06:58	Bright	55.000	121	29Gam Vir	2.7400	7200.0	110	47664	No
97	GOM_NL__2PRFIN20110412_071051_000000413101_00236_47664_1976.N1	12-APR-2011 07:10:51	Bright	41.000	138	47Eps Vir	2.8280	4700.0	82	47664	No
98	GOM_NL__2PRFIN20110412_071430_000000503101_00236_47664_1977.N1	12-APR-2011 07:14:30	Bright	50.000	111	8Eta Boo	2.6800	6000.0	100	47664	No
99	GOM_NL__2PRFIN20110412_071902_000000403101_00236_47664_1978.N1	12-APR-2011 07:19:02	Bright	40.000	152	12Alp2CVn	2.8900	11000.	80	47664	No
100	GOM_NL__2PRFIN20110412_072358_000000413101_00236_47664_1979.N1	12-APR-2011 07:23:58	Bright	40.500	32	77Eps UMa	1.7630	11000.	81	47664	No
101	GOM_NL__2PRFIN20110412_073022_000000373101_00236_47664_1980.N1	12-APR-2011 07:30:22	Bright	36.500	60	7Bet UMi	2.0810	3950.0	73	47664	No

102	GOM_NL__2PRFIN20110412_073205_000000433101_00236_47664_1981.N1	12-APR-2011 07:32:05	Bright	43.000	119	14Eta Dra	2.7270	4700.0	86	47664	No
103	GOM_NL__2PRFIN20110412_074020_000000393101_00236_47664_1982.N1	12-APR-2011 07:40:20	Bright	38.500	89	5Alp Cep	2.4510	8000.0	77	47664	No
104	GOM_NL__2PRFIN20110412_074455_000000793101_00236_47664_1983.N1	12-APR-2011 07:44:55	Bright	79.000	144	18Del Cyg	2.8600	11000.	158	47664	No
105	GOM_NL__2PRFIN20110412_074719_000000523101_00236_47664_1984.N1	12-APR-2011 07:47:19	Bright	52.000	66	37Gam Cyg	2.2080	5900.0	104	47664	No
106	GOM_NL__2PRFIN20110412_074943_000000503101_00236_47664_1985.N1	12-APR-2011 07:49:43	Bright	50.000	92	53Eps Cyg	2.5000	4500.0	100	47664	No
107	GOM_NL__2PRFIN20110412_075655_000000463101_00236_47664_1986.N1	12-APR-2011 07:56:55	Twilight	46.000	61	8Eps Peg	2.1000	3900.0	92	47664	No
108	GOM_NL__2PRFIN20110412_080151_000000493101_00236_47664_1987.N1	12-APR-2011 08:01:51	Dark	49.000	154	22Bet Aqr	2.8990	5700.0	98	47664	No
109	GOM_NL__2PRFIN20110412_081731_000000583101_00237_47665_1993.N1	12-APR-2011 08:17:31	Dark	58.000	103	38Zet Sgr	2.6000	9700.0	116	47665	No
110	GOM_NL__2PRFIN20110412_082107_000000633101_00237_47665_1994.N1	12-APR-2011 08:21:07	Dark	62.500	38	20Eps Sgr	1.8360	11000.	125	47665	No
111	GOM_NL__2PRFIN20110412_082341_000000443101_00237_47665_1995.N1	12-APR-2011 08:23:41	Dark	43.500	141	Bet Ara	2.8400	4600.0	87	47665	No
112	GOM_NL__2PRFIN20110412_082511_000000623101_00237_47665_1996.N1	12-APR-2011 08:25:11	Dark	62.000	25	35Lam Sco	1.6200	28000.	124	47665	No
113	GOM_NL__2PRFIN20110412_082912_000000563101_00237_47665_1997.N1	12-APR-2011 08:29:12	Straylight	56.000	75	26Eps Sco	2.2910	4250.0	112	47665	No
114	GOM_NL__2PRFIN20110412_083134_000000423101_00237_47665_1998.N1	12-APR-2011 08:31:34	Straylight	42.000	78	Alp Lup	2.3040	28000.	84	47665	No
115	GOM_NL__2PRFIN20110412_083310_000000443101_00237_47665_1999.N1	12-APR-2011 08:33:10	Straylight	44.000	81	Eta Cen	2.3560	28000.	88	47665	No
116	GOM_NL__2PRFIN20110412_083535_000000503101_00237_47665_2000.N1	12-APR-2011 08:35:35	Straylight	49.500	54	5The Cen	2.0550	4500.0	99	47665	No
117	GOM_NL__2PRFIN20110412_084025_000000443101_00237_47665_2001.N1	12-APR-2011 08:40:25	Tw_and_stray	43.500	169	46Gam Hya	2.9910	4700.0	87	47665	No
118	GOM_NL__2PRFIN20110412_084408_000000503101_00237_47665_2002.N1	12-APR-2011 08:44:08	Bright	49.500	15	67Alp Vir	0.97600	28000.	99	47665	No
119	GOM_NL__2PRFIN20110412_084716_000000553101_00237_47665_2003.N1	12-APR-2011 08:47:16	Bright	55.000	121	29Gam Vir	2.7400	7200.0	110	47665	No
120	GOM_NL__2PRFIN20110412_085105_000000413101_00237_47665_2004.N1	12-APR-2011 08:51:05	Bright	41.000	138	47Eps Vir	2.8280	4700.0	82	47665	No
121	GOM_NL__2PRFIN20110412_085444_000000523101_00237_47665_2005.N1	12-APR-2011 08:54:44	Bright	51.500	111	8Eta Boo	2.6800	6000.0	103	47665	No
122	GOM_NL__2PRFIN20110412_085916_000000383101_00237_47665_2006.N1	12-APR-2011 08:59:16	Bright	38.000	152	12Alp2CVn	2.8900	11000.	76	47665	No
123	GOM_NL__2PRFIN20110412_090412_000000403101_00237_47665_2007.N1	12-APR-2011 09:04:12	Bright	39.500	32	77Eps UMa	1.7630	11000.	79	47665	No
124	GOM_NL__2PRFIN20110412_091036_000000413101_00237_47665_2008.N1	12-APR-2011 09:10:36	Bright	40.500	60	7Bet UMi	2.0810	3950.0	81	47665	No
125	GOM_NL__2PRFIN20110412_092035_000000403101_00237_47665_2009.N1	12-APR-2011 09:20:35	Bright	39.500	89	5Alp Cep	2.4510	8000.0	79	47665	No
126	GOM_NL__2PRFIN20110412_092509_000000533101_00237_47665_2010.N1	12-APR-2011 09:25:09	Bright	53.000	144	18Del Cyg	2.8600	11000.	106	47665	No
127	GOM_NL__2PRFIN20110412_092733_000000733101_00237_47665_2011.N1	12-APR-2011 09:27:33	Bright	73.000	66	37Gam Cyg	2.2080	5900.0	146	47665	No
128	GOM_NL__2PRFIN20110412_092957_000000503101_00237_47665_2012.N1	12-APR-2011 09:29:57	Bright	49.500	92	53Eps Cyg	2.5000	4500.0	99	47665	No
129	GOM_NL__2PRFIN20110412_093709_000000523101_00237_47665_2013.N1	12-APR-2011 09:37:09	Twilight	51.500	61	8Eps Peg	2.1000	3900.0	103	47665	No
130	GOM_NL__2PRFIN20110412_094206_000000453101_00237_47665_2014.N1	12-APR-2011 09:42:06	Dark	45.000	154	22Bet Aqr	2.8990	5700.0	90	47665	No
131	GOM_NL__2PRFIN20110412_095746_000000603101_00238_47666_2054.N1	12-APR-2011 09:57:46	Dark	59.500	103	38Zet Sgr	2.6000	9700.0	119	47666	No
132	GOM_NL__2PRFIN20110412_100123_000000613101_00238_47666_2055.N1	12-APR-2011 10:01:23	Dark	61.000	38	20Eps Sgr	1.8360	11000.	122	47666	No
133	GOM_NL__2PRFIN20110412_100355_000000443101_00238_47666_2056.N1	12-APR-2011 10:03:55	Dark	44.000	141	Bet Ara	2.8400	4600.0	88	47666	No
134	GOM_NL__2PRFIN20110412_100526_000000593101_00238_47666_2057.N1	12-APR-2011 10:05:26	Dark	58.500	25	35Lam Sco	1.6200	28000.	117	47666	No
135	GOM_NL__2PRFIN20110412_100927_000000573101_00238_47666_2058.N1	12-APR-2011 10:09:27	Straylight	57.000	75	26Eps Sco	2.2910	4250.0	114	47666	No
136	GOM_NL__2PRFIN20110412_101149_000000453101_00238_47666_2059.N1	12-APR-2011 10:11:49	Straylight	45.000	78	Alp Lup	2.3040	28000.	90	47666	No
137	GOM_NL__2PRFIN20110412_101324_000000433101_00238_47666_2060.N1	12-APR-2011 10:13:24	Straylight	43.000	81	Eta Cen	2.3560	28000.	86	47666	No
138	GOM_NL__2PRFIN20110412_101550_000000473101_00238_47666_2061.N1	12-APR-2011 10:15:50	Straylight	46.500	54	5The Cen	2.0550	4500.0	93	47666	No
139	GOM_NL__2PRFIN20110412_102039_000000433101_00238_47666_2062.N1	12-APR-2011 10:20:39	Tw_and_stray	43.000	169	46Gam Hya	2.9910	4700.0	86	47666	No
140	GOM_NL__2PRFIN20110412_102422_000000473101_00238_47666_2063.N1	12-APR-2011 10:24:22	Bright	46.500	15	67Alp Vir	0.97600	28000.	93	47666	No
141	GOM_NL__2PRFIN20110412_103119_000000413101_00238_47666_2064.N1	12-APR-2011 10:31:19	Bright	41.000	138	47Eps Vir	2.8280	4700.0	82	47666	No
142	GOM_NL__2PRFIN20110412_103457_000000513101_00238_47666_2065.N1	12-APR-2011 10:34:57	Bright	51.000	111	8Eta Boo	2.6800	6000.0	102	47666	No
143	GOM_NL__2PRFIN20110412_103929_000000403101_00238_47666_2066.N1	12-APR-2011 10:39:29	Bright	40.000	152	12Alp2CVn	2.8900	11000.	80	47666	No
144	GOM_NL__2PRFIN20110412_104425_000000403101_00238_47666_2067.N1	12-APR-2011 10:44:25	Bright	40.000	32	77Eps UMa	1.7630	11000.	80	47666	No
145	GOM_NL__2PRFIN20110412_105050_000000403101_00238_47666_2068.N1	12-APR-2011 10:50:50	Bright	40.000	60	7Bet UMi	2.0810	3950.0	80	47666	No
146	GOM_NL__2PRFIN20110412_110048_000000393101_00238_47666_2069.N1	12-APR-2011 11:00:48	Bright	38.500	89	5Alp Cep	2.4510	8000.0	77	47666	No
147	GOM_NL__2PRFIN20110412_110522_000000533101_00238_47666_2070.N1	12-APR-2011 11:05:22	Bright	53.000	144	18Del Cyg	2.8600	11000.	106	47666	No
148	GOM_NL__2PRFIN20110412_110746_000000533101_00238_47666_2071.N1	12-APR-2011 11:07:46	Bright	52.500	66	37Gam Cyg	2.2080	5900.0	105	47666	No
149	GOM_NL__2PRFIN20110412_111011_000000573101_00238_47666_2072.N1	12-APR-2011 11:10:11	Bright	57.000	92	53Eps Cyg	2.5000	4500.0	114	47666	No
150	GOM_NL__2PRFIN20110412_111723_000000483101_00238_47666_2073.N1	12-APR-2011 11:17:23	Twilight	47.500	61	8Eps Peg	2.1000	3900.0	95	47666	No
151	GOM_NL__2PRFIN20110412_112220_000000473101_00238_47666_2074.N1	12-APR-2011 11:22:20	Dark	46.500	154	22Bet Aqr	2.8990	5700.0	93	47666	No
152	GOM_NL__2PRFIN20110412_113802_000000603101_00239_47667_2098.N1	12-APR-2011 11:38:02	Dark	60.000	103	38Zet Sgr	2.6000	9700.0	120	47667	No
153	GOM_NL__2PRFIN20110412_114138_000000613101_00239_47667_2099.N1	12-APR-2011 11:41:38	Dark	61.000	38	20Eps Sgr	1.8360	11000.	122	47667	No
154	GOM_NL__2PRFIN20110412_114410_000000463101_00239_47667_2100.N1	12-APR-2011 11:44:10	Dark	46.000	141	Bet Ara	2.8400	4600.0	92	47667	No
155	GOM_NL__2PRFIN20110412_114541_000000593101_00239_47667_2101.N1	12-APR-2011 11:45:41	Dark	59.000	25	35Lam Sco	1.6200	28000.	118	47667	No
156	GOM_NL__2PRFIN20110412_114942_000000573101_00239_47667_2102.N1	12-APR-2011 11:49:42	Straylight	57.000	75	26Eps Sco	2.2910	4250.0	114	47667	No
157	GOM_NL__2PRFIN20110412_115203_000000423101_00239_47667_2103.N1	12-APR-2011 11:52:03	Straylight	41.500	78	Alp Lup	2.3040	28000.	83	47667	No
158	GOM_NL__2PRFIN20110412_115339_000000433101_00239_47667_2104.N1	12-APR-2011 11:53:39	Straylight	42.500	81	Eta Cen	2.3560	28000.	85	47667	No
159	GOM_NL__2PRFIN20110412_115604_000000493101_00239_47667_2105.N1	12-APR-2011 11:56:04	Straylight	49.000	54	5The Cen	2.0550	4500.0	98	47667	No
160	GOM_NL__2PRFIN20110412_120053_000000463101_00239_47667_2106.N1	12-APR-2011 12:00:53	Tw_and_stray	46.000	169	46Gam Hya	2.9910	4700.0	92	47667	No

161	GOM_NL__2PRFIN20110412_120436_000000453101_00239_47667_2107.N1	12-APR-2011 12:04:36	Bright	45.000	15	67Alp Vir	0.97600	28000.	90	47667	No
162	GOM_NL__2PRFIN20110412_121133_000000593101_00239_47667_2108.N1	12-APR-2011 12:11:33	Bright	59.000	138	47Eps Vir	2.8280	4700.0	118	47667	No
163	GOM_NL__2PRFIN20110412_121510_000000523101_00239_47667_2109.N1	12-APR-2011 12:15:10	Bright	51.500	111	8Eta Boo	2.6800	6000.0	103	47667	No
164	GOM_NL__2PRFIN20110412_121943_000000403101_00239_47667_2110.N1	12-APR-2011 12:19:43	Bright	39.500	152	12Alp2CVn	2.8900	11000.	79	47667	No
165	GOM_NL__2PRFIN20110412_122439_000000403101_00239_47667_2111.N1	12-APR-2011 12:24:39	Bright	40.000	32	77Eps UMa	1.7630	11000.	80	47667	No
166	GOM_NL__2PRFIN20110412_123103_000000433101_00239_47667_2112.N1	12-APR-2011 12:31:03	Bright	42.500	60	7Bet UMi	2.0810	3950.0	85	47667	No
167	GOM_NL__2PRFIN20110412_123244_000000473101_00239_47667_2113.N1	12-APR-2011 12:32:44	Bright	46.500	119	14Eta Dra	2.7270	4700.0	93	47667	No
168	GOM_NL__2PRFIN20110412_124102_000000393101_00239_47667_2114.N1	12-APR-2011 12:41:02	Bright	39.000	89	5Alp Cep	2.4510	8000.0	78	47667	No
169	GOM_NL__2PRFIN20110412_124536_000000553101_00239_47667_2115.N1	12-APR-2011 12:45:36	Bright	54.500	144	18Del Cyg	2.8600	11000.	109	47667	No
170	GOM_NL__2PRFIN20110412_124800_000000533101_00239_47667_2116.N1	12-APR-2011 12:48:00	Bright	52.500	66	37Gam Cyg	2.2080	5900.0	105	47667	No
171	GOM_NL__2PRFIN20110412_125026_000000513101_00239_47667_2117.N1	12-APR-2011 12:50:26	Bright	51.000	92	53Eps Cyg	2.5000	4500.0	102	47667	No
172	GOM_NL__2PRFIN20110412_125738_000000493101_00239_47667_2118.N1	12-APR-2011 12:57:38	Twilight	49.000	61	8Eps Peg	2.1000	3900.0	98	47667	No
173	GOM_NL__2PRFIN20110412_130235_000000503101_00239_47667_2119.N1	12-APR-2011 13:02:35	Dark	50.000	154	22Bet Aqr	2.8990	5700.0	100	47667	No
174	GOM_NL__2PRFIN20110412_131817_000000603101_00240_47668_2128.N1	12-APR-2011 13:18:17	Dark	60.000	103	38Zet Sgr	2.6000	9700.0	120	47668	No
175	GOM_NL__2PRFIN20110412_132154_000000603101_00240_47668_2129.N1	12-APR-2011 13:21:54	Dark	59.500	38	20Eps Sgr	1.8360	11000.	119	47668	No
176	GOM_NL__2PRFIN20110412_132425_000000433101_00240_47668_2130.N1	12-APR-2011 13:24:25	Dark	42.500	141	Bet Ara	2.8400	4600.0	85	47668	No
177	GOM_NL__2PRFIN20110412_132557_000000763101_00240_47668_2131.N1	12-APR-2011 13:25:57	Dark	76.000	25	35Lam Sco	1.6200	28000.	152	47668	No
178	GOM_NL__2PRFIN20110412_132958_000000583101_00240_47668_2132.N1	12-APR-2011 13:29:58	Straylight	58.000	75	26Eps Sco	2.2910	4250.0	116	47668	No
179	GOM_NL__2PRFIN20110412_133217_000000463101_00240_47668_2133.N1	12-APR-2011 13:32:17	Straylight	46.000	78	Alp Lup	2.3040	28000.	92	47668	No
180	GOM_NL__2PRFIN20110412_133353_000000453101_00240_47668_2134.N1	12-APR-2011 13:33:53	Straylight	44.500	81	Eta Cen	2.3560	28000.	89	47668	No
181	GOM_NL__2PRFIN20110412_133618_000000503101_00240_47668_2135.N1	12-APR-2011 13:36:18	Straylight	50.000	54	5The Cen	2.0550	4500.0	100	47668	No
182	GOM_NL__2PRFIN20110412_134107_000000403101_00240_47668_2136.N1	12-APR-2011 13:41:07	Tw_and_stray	40.000	169	46Gam Hya	2.9910	4700.0	80	47668	No
183	GOM_NL__2PRFIN20110412_134243_000000263101_00240_47668_2137.N1	12-APR-2011 13:42:43	Tw_and_stray	26.000	122	9Alp2Lib	2.7470	9700.0	52	47668	No
184	GOM_NL__2PRFIN20110412_134450_000000473101_00240_47668_2138.N1	12-APR-2011 13:44:50	Bright	47.000	15	67Alp Vir	0.97600	28000.	94	47668	No
185	GOM_NL__2PRFIN20110412_135147_000000593101_00240_47668_2139.N1	12-APR-2011 13:51:47	Bright	59.000	138	47Eps Vir	2.8280	4700.0	118	47668	No
186	GOM_NL__2PRFIN20110412_135524_000000493101_00240_47668_2140.N1	12-APR-2011 13:55:24	Bright	48.500	111	8Eta Boo	2.6800	6000.0	97	47668	No
187	GOM_NL__2PRFIN20110412_135957_000000393101_00240_47668_2141.N1	12-APR-2011 13:59:57	Bright	38.500	152	12Alp2CVn	2.8900	11000.	77	47668	No
188	GOM_NL__2PRFIN20110412_140453_000000403101_00240_47668_2142.N1	12-APR-2011 14:04:53	Bright	39.500	32	77Eps UMa	1.7630	11000.	79	47668	No
189	GOM_NL__2PRFIN20110412_141117_000000373101_00240_47668_2143.N1	12-APR-2011 14:11:17	Bright	37.000	60	7Bet UMi	2.0810	3950.0	74	47668	No
190	GOM_NL__2PRFIN20110412_141258_000000483101_00240_47668_2144.N1	12-APR-2011 14:12:58	Bright	48.000	119	14Eta Dra	2.7270	4700.0	96	47668	No
191	GOM_NL__2PRFIN20110412_142116_000000383101_00240_47668_2145.N1	12-APR-2011 14:21:16	Bright	38.000	89	5Alp Cep	2.4510	8000.0	76	47668	No
192	GOM_NL__2PRFIN20110412_142549_000000533101_00240_47668_2146.N1	12-APR-2011 14:25:49	Bright	53.000	144	18Del Cyg	2.8600	11000.	106	47668	No
193	GOM_NL__2PRFIN20110412_142814_000000523101_00240_47668_2147.N1	12-APR-2011 14:28:14	Bright	51.500	66	37Gam Cyg	2.2080	5900.0	103	47668	No
194	GOM_NL__2PRFIN20110412_143040_000000503101_00240_47668_2148.N1	12-APR-2011 14:30:40	Bright	50.000	92	53Eps Cyg	2.5000	4500.0	100	47668	No
195	GOM_NL__2PRFIN20110412_143752_000000493101_00240_47668_2149.N1	12-APR-2011 14:37:52	Twilight	49.000	61	8Eps Peg	2.1000	3900.0	98	47668	No
196	GOM_NL__2PRFIN20110412_144250_000000483101_00240_47668_2150.N1	12-APR-2011 14:42:50	Dark	48.000	154	22Bet Aqr	2.8990	5700.0	96	47668	No
197	GOM_NL__2PRFIN20110412_145832_000000603101_00241_47669_2163.N1	12-APR-2011 14:58:32	Dark	60.000	103	38Zet Sgr	2.6000	9700.0	120	47669	No
198	GOM_NL__2PRFIN20110412_150209_000000603101_00241_47669_2164.N1	12-APR-2011 15:02:09	Dark	59.500	38	20Eps Sgr	1.8360	11000.	119	47669	No
199	GOM_NL__2PRFIN20110412_150439_000000443101_00241_47669_2165.N1	12-APR-2011 15:04:39	Dark	44.000	141	Bet Ara	2.8400	4600.0	88	47669	No
200	GOM_NL__2PRFIN20110412_150612_000000623101_00241_47669_2166.N1	12-APR-2011 15:06:12	Dark	62.000	25	35Lam Sco	1.6200	28000.	124	47669	No
201	GOM_NL__2PRFIN20110412_151013_000000583101_00241_47669_2167.N1	12-APR-2011 15:10:13	Straylight	58.000	75	26Eps Sco	2.2910	4250.0	116	47669	No
202	GOM_NL__2PRFIN20110412_151232_000000413101_00241_47669_2168.N1	12-APR-2011 15:12:32	Straylight	41.000	78	Alp Lup	2.3040	28000.	82	47669	No
203	GOM_NL__2PRFIN20110412_151407_000000473101_00241_47669_2169.N1	12-APR-2011 15:14:07	Straylight	47.000	81	Eta Cen	2.3560	28000.	94	47669	No
204	GOM_NL__2PRFIN20110412_151633_000000493101_00241_47669_2170.N1	12-APR-2011 15:16:33	Straylight	48.500	54	5The Cen	2.0550	4500.0	97	47669	No
205	GOM_NL__2PRFIN20110412_152121_000000423101_00241_47669_2171.N1	12-APR-2011 15:21:21	Tw_and_stray	41.500	169	46Gam Hya	2.9910	4700.0	83	47669	No
206	GOM_NL__2PRFIN20110412_152257_000000263101_00241_47669_2172.N1	12-APR-2011 15:22:57	Tw_and_stray	26.000	122	9Alp2Lib	2.7470	9700.0	52	47669	No
207	GOM_NL__2PRFIN20110412_152504_000000473101_00241_47669_2173.N1	12-APR-2011 15:25:04	Bright	47.000	15	67Alp Vir	0.97600	28000.	94	47669	No
208	GOM_NL__2PRFIN20110412_153200_000000413101_00241_47669_2174.N1	12-APR-2011 15:32:00	Bright	40.500	138	47Eps Vir	2.8280	4700.0	81	47669	No
209	GOM_NL__2PRFIN20110412_153537_000000493101_00241_47669_2175.N1	12-APR-2011 15:35:37	Bright	48.500	111	8Eta Boo	2.6800	6000.0	97	47669	No
210	GOM_NL__2PRFIN20110412_154010_000000403101_00241_47669_2176.N1	12-APR-2011 15:40:10	Bright	39.500	152	12Alp2CVn	2.8900	11000.	79	47669	No
211	GOM_NL__2PRFIN20110412_154506_000000413101_00241_47669_2177.N1	12-APR-2011 15:45:06	Bright	40.500	32	77Eps UMa	1.7630	11000.	81	47669	No
212	GOM_NL__2PRFIN20110412_155131_000000403101_00241_47669_2178.N1	12-APR-2011 15:51:31	Bright	40.000	60	7Bet UMi	2.0810	3950.0	80	47669	No
213	GOM_NL__2PRFIN20110412_155311_000000473101_00241_47669_2179.N1	12-APR-2011 15:53:11	Bright	47.000	119	14Eta Dra	2.7270	4700.0	94	47669	No
214	GOM_NL__2PRFIN20110412_160130_000000403101_00241_47669_2180.N1	12-APR-2011 16:01:30	Bright	39.500	89	5Alp Cep	2.4510	8000.0	79	47669	No
215	GOM_NL__2PRFIN20110412_160603_000000553101_00241_47669_2181.N1	12-APR-2011 16:06:03	Bright	55.000	144	18Del Cyg	2.8600	11000.	110	47669	No
216	GOM_NL__2PRFIN20110412_160828_000000523101_00241_47669_2182.N1	12-APR-2011 16:08:28	Bright	52.000	66	37Gam Cyg	2.2080	5900.0	104	47669	No
217	GOM_NL__2PRFIN20110412_161054_000000513101_00241_47669_2183.N1	12-APR-2011 16:10:54	Bright	51.000	92	53Eps Cyg	2.5000	4500.0	102	47669	No
218	GOM_NL__2PRFIN20110412_161806_000000493101_00241_47669_2184.N1	12-APR-2011 16:18:06	Twilight	48.500	61	8Eps Peg	2.1000	3900.0	97	47669	No
219	GOM_NL__2PRFIN20110412_162304_000000483101_00241_47669_2185.N1	12-APR-2011 16:23:04	Dark	47.500	154	22Bet Aqr	2.8990	5700.0	95	47669	No

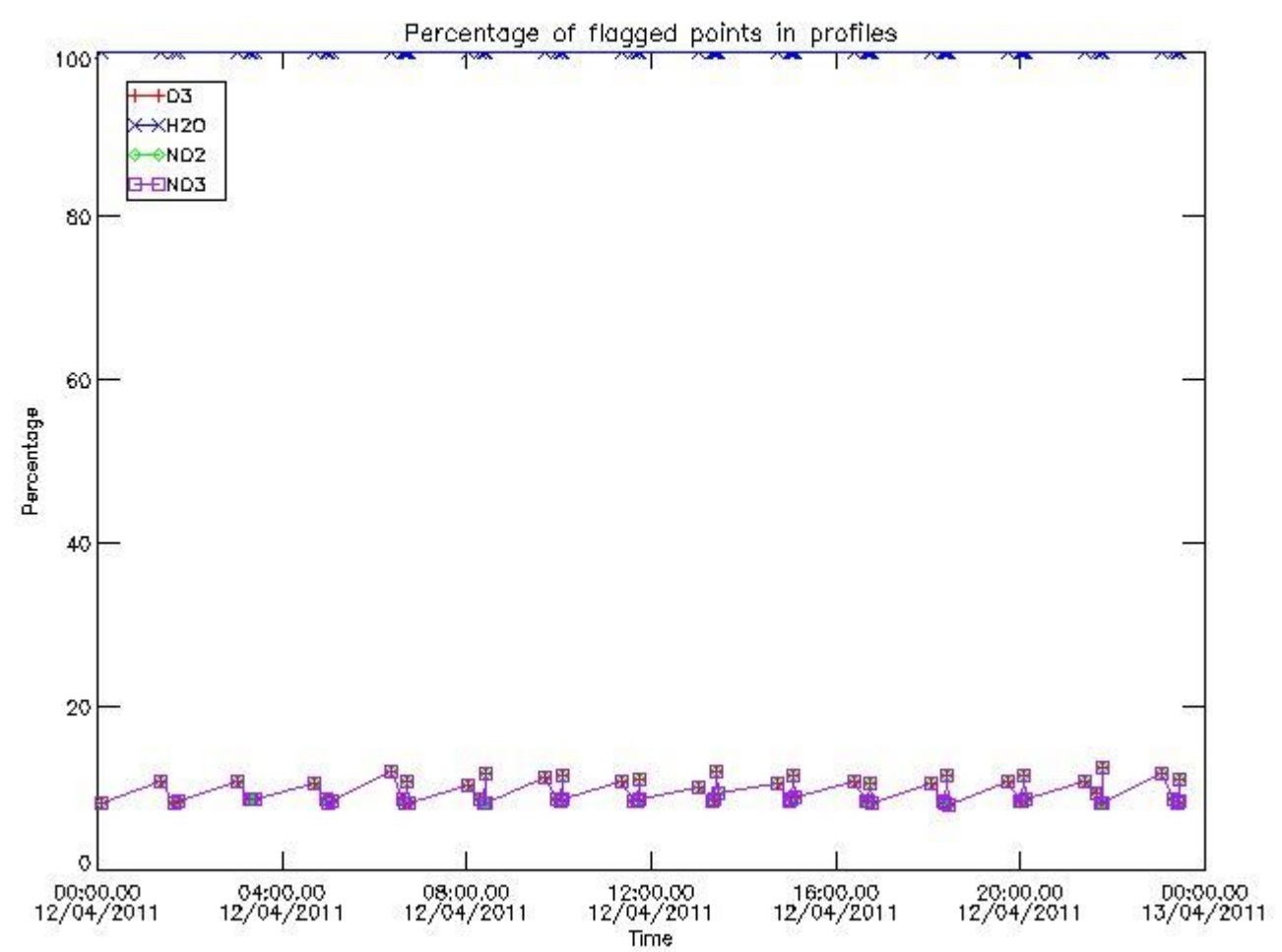
220	GOM_NL__2PRFIN20110412_163848_000000603101_00242_47670_2196.N1	12-APR-2011 16:38:48	Dark	60.000	103	38Zet Sgr	2.6000	9700.0	120	47670	No
221	GOM_NL__2PRFIN20110412_164225_000000613101_00242_47670_2197.N1	12-APR-2011 16:42:25	Dark	60.500	38	20Eps Sgr	1.8360	11000.	121	47670	No
222	GOM_NL__2PRFIN20110412_164454_000000493101_00242_47670_2198.N1	12-APR-2011 16:44:54	Dark	48.500	141	Bet Ara	2.8400	4600.0	97	47670	No
223	GOM_NL__2PRFIN20110412_164627_000000623101_00242_47670_2199.N1	12-APR-2011 16:46:27	Dark	62.000	25	35Lam Sco	1.6200	28000.	124	47670	No
224	GOM_NL__2PRFIN20110412_165028_000000583101_00242_47670_2200.N1	12-APR-2011 16:50:28	Straylight	58.000	75	26Eps Sco	2.2910	4250.0	116	47670	No
225	GOM_NL__2PRFIN20110412_165246_000000453101_00242_47670_2201.N1	12-APR-2011 16:52:46	Straylight	44.500	78	Alp Lup	2.3040	28000.	89	47670	No
226	GOM_NL__2PRFIN20110412_165422_000000443101_00242_47670_2202.N1	12-APR-2011 16:54:22	Straylight	43.500	81	Eta Cen	2.3560	28000.	87	47670	No
227	GOM_NL__2PRFIN20110412_165647_000000443101_00242_47670_2203.N1	12-APR-2011 16:56:47	Straylight	44.000	54	5The Cen	2.0550	4500.0	88	47670	No
228	GOM_NL__2PRFIN20110412_170136_000000473101_00242_47670_2204.N1	12-APR-2011 17:01:36	Twi_and_stray	46.500	169	46Gam Hya	2.9910	4700.0	93	47670	No
229	GOM_NL__2PRFIN20110412_170312_000000313101_00242_47670_2205.N1	12-APR-2011 17:03:12	Twi_and_stray	31.000	122	9Alp2Lib	2.7470	9700.0	62	47670	No
230	GOM_NL__2PRFIN20110412_170518_000000503101_00242_47670_2206.N1	12-APR-2011 17:05:18	Bright	50.000	15	67Alp Vir	0.97600	28000.	100	47670	No
231	GOM_NL__2PRFIN20110412_171214_000000473101_00242_47670_2207.N1	12-APR-2011 17:12:14	Bright	47.000	138	47Eps Vir	2.8280	4700.0	94	47670	No
232	GOM_NL__2PRFIN20110412_171551_000000503101_00242_47670_2208.N1	12-APR-2011 17:15:51	Bright	49.500	111	8Eta Boo	2.6800	6000.0	99	47670	No
233	GOM_NL__2PRFIN20110412_172024_000000403101_00242_47670_2209.N1	12-APR-2011 17:20:24	Bright	39.500	152	12Alp2CVn	2.8900	11000.	79	47670	No
234	GOM_NL__2PRFIN20110412_172520_000000403101_00242_47670_2210.N1	12-APR-2011 17:25:20	Bright	39.500	32	77Eps UMa	1.7630	11000.	79	47670	No
235	GOM_NL__2PRFIN20110412_173145_000000393101_00242_47670_2211.N1	12-APR-2011 17:31:45	Bright	39.000	60	7Bet UMi	2.0810	3950.0	78	47670	No
236	GOM_NL__2PRFIN20110412_173324_000000453101_00242_47670_2212.N1	12-APR-2011 17:33:24	Bright	45.000	119	14Eta Dra	2.7270	4700.0	90	47670	No
237	GOM_NL__2PRFIN20110412_174144_000000403101_00242_47670_2213.N1	12-APR-2011 17:41:44	Bright	39.500	89	5Alp Cep	2.4510	8000.0	79	47670	No
238	GOM_NL__2PRFIN20110412_174617_000000513101_00242_47670_2214.N1	12-APR-2011 17:46:17	Bright	50.500	144	18Del Cyg	2.8600	11000.	101	47670	No
239	GOM_NL__2PRFIN20110412_174842_000000543101_00242_47670_2215.N1	12-APR-2011 17:48:42	Bright	53.500	66	37Gam Cyg	2.2080	5900.0	107	47670	No
240	GOM_NL__2PRFIN20110412_175108_000000533101_00242_47670_2216.N1	12-APR-2011 17:51:08	Bright	52.500	92	53Eps Cyg	2.5000	4500.0	105	47670	No
241	GOM_NL__2PRFIN20110412_175821_000000503101_00242_47670_2217.N1	12-APR-2011 17:58:21	Twilight	50.000	61	8Eps Peg	2.1000	3900.0	100	47670	No
242	GOM_NL__2PRFIN20110412_180319_000000483101_00242_47670_2218.N1	12-APR-2011 18:03:19	Dark	48.000	154	22Bet Aqr	2.8990	5700.0	96	47670	No
243	GOM_NL__2PRFIN20110412_181904_000000613101_00243_47671_2242.N1	12-APR-2011 18:19:04	Dark	61.000	103	38Zet Sgr	2.6000	9700.0	122	47671	No
244	GOM_NL__2PRFIN20110412_182241_000000633101_00243_47671_2243.N1	12-APR-2011 18:22:41	Dark	63.000	38	20Eps Sgr	1.8360	11000.	126	47671	No
245	GOM_NL__2PRFIN20110412_182509_000000443101_00243_47671_2244.N1	12-APR-2011 18:25:09	Dark	44.000	141	Bet Ara	2.8400	4600.0	88	47671	No
246	GOM_NL__2PRFIN20110412_182642_000000653101_00243_47671_2245.N1	12-APR-2011 18:26:42	Dark	65.000	25	35Lam Sco	1.6200	28000.	130	47671	No
247	GOM_NL__2PRFIN20110412_183043_000000583101_00243_47671_2246.N1	12-APR-2011 18:30:43	Straylight	58.000	75	26Eps Sco	2.2910	4250.0	116	47671	No
248	GOM_NL__2PRFIN20110412_183301_000000413101_00243_47671_2247.N1	12-APR-2011 18:33:01	Straylight	40.500	78	Alp Lup	2.3040	28000.	81	47671	No
249	GOM_NL__2PRFIN20110412_183436_000000443101_00243_47671_2248.N1	12-APR-2011 18:34:36	Straylight	43.500	81	Eta Cen	2.3560	28000.	87	47671	No
250	GOM_NL__2PRFIN20110412_183701_000000483101_00243_47671_2249.N1	12-APR-2011 18:37:01	Straylight	47.500	54	5The Cen	2.0550	4500.0	95	47671	No
251	GOM_NL__2PRFIN20110412_184150_000000443101_00243_47671_2250.N1	12-APR-2011 18:41:50	Twi_and_stray	44.000	169	46Gam Hya	2.9910	4700.0	88	47671	No
252	GOM_NL__2PRFIN20110412_184326_000000313101_00243_47671_2251.N1	12-APR-2011 18:43:26	Twi_and_stray	31.000	122	9Alp2Lib	2.7470	9700.0	62	47671	No
253	GOM_NL__2PRFIN20110412_184532_000000483101_00243_47671_2252.N1	12-APR-2011 18:45:32	Bright	48.000	15	67Alp Vir	0.97600	28000.	96	47671	No
254	GOM_NL__2PRFIN20110412_185228_000000413101_00243_47671_2253.N1	12-APR-2011 18:52:28	Bright	40.500	138	47Eps Vir	2.8280	4700.0	81	47671	No
255	GOM_NL__2PRFIN20110412_185604_000000513101_00243_47671_2254.N1	12-APR-2011 18:56:04	Bright	51.000	111	8Eta Boo	2.6800	6000.0	102	47671	No
256	GOM_NL__2PRFIN20110412_190038_000000403101_00243_47671_2255.N1	12-APR-2011 19:00:38	Bright	40.000	152	12Alp2CVn	2.8900	11000.	80	47671	No
257	GOM_NL__2PRFIN20110412_190534_000000413101_00243_47671_2256.N1	12-APR-2011 19:05:34	Bright	41.000	32	77Eps UMa	1.7630	11000.	82	47671	No
258	GOM_NL__2PRFIN20110412_191158_000000393101_00243_47671_2257.N1	12-APR-2011 19:11:58	Bright	39.000	60	7Bet UMi	2.0810	3950.0	78	47671	No
259	GOM_NL__2PRFIN20110412_191338_000000463101_00243_47671_2258.N1	12-APR-2011 19:13:38	Bright	46.000	119	14Eta Dra	2.7270	4700.0	92	47671	No
260	GOM_NL__2PRFIN20110412_192158_000000373101_00243_47671_2259.N1	12-APR-2011 19:21:58	Bright	36.500	89	5Alp Cep	2.4510	8000.0	73	47671	No
261	GOM_NL__2PRFIN20110412_192631_000000793101_00243_47671_2260.N1	12-APR-2011 19:26:31	Bright	79.000	144	18Del Cyg	2.8600	11000.	158	47671	No
262	GOM_NL__2PRFIN20110412_192856_000000523101_00243_47671_2261.N1	12-APR-2011 19:28:56	Bright	52.000	66	37Gam Cyg	2.2080	5900.0	104	47671	No
263	GOM_NL__2PRFIN20110412_193122_000000503101_00243_47671_2262.N1	12-APR-2011 19:31:22	Bright	49.500	92	53Eps Cyg	2.5000	4500.0	99	47671	No
264	GOM_NL__2PRFIN20110412_193835_000000553101_00243_47671_2263.N1	12-APR-2011 19:38:35	Twilight	54.500	61	8Eps Peg	2.1000	3900.0	109	47671	No
265	GOM_NL__2PRFIN20110412_194333_000000473101_00243_47671_2264.N1	12-APR-2011 19:43:33	Dark	47.000	154	22Bet Aqr	2.8990	5700.0	94	47671	No
266	GOM_NL__2PRFIN20110412_195919_000000613101_00244_47672_2351.N1	12-APR-2011 19:59:19	Dark	60.500	103	38Zet Sgr	2.6000	9700.0	121	47672	No
267	GOM_NL__2PRFIN20110412_200256_000000613101_00244_47672_2352.N1	12-APR-2011 20:02:56	Dark	61.000	38	20Eps Sgr	1.8360	11000.	122	47672	No
268	GOM_NL__2PRFIN20110412_200523_000000443101_00244_47672_2353.N1	12-APR-2011 20:05:23	Dark	44.000	141	Bet Ara	2.8400	4600.0	88	47672	No
269	GOM_NL__2PRFIN20110412_200658_000000593101_00244_47672_2354.N1	12-APR-2011 20:06:58	Dark	59.000	25	35Lam Sco	1.6200	28000.	118	47672	No
270	GOM_NL__2PRFIN20110412_201058_000000593101_00244_47672_2355.N1	12-APR-2011 20:10:58	Straylight	59.000	75	26Eps Sco	2.2910	4250.0	118	47672	No
271	GOM_NL__2PRFIN20110412_201316_000000453101_00244_47672_2356.N1	12-APR-2011 20:13:16	Straylight	44.500	78	Alp Lup	2.3040	28000.	89	47672	No
272	GOM_NL__2PRFIN20110412_201451_000000423101_00244_47672_2357.N1	12-APR-2011 20:14:51	Straylight	41.500	81	Eta Cen	2.3560	28000.	83	47672	No
273	GOM_NL__2PRFIN20110412_201716_000000503101_00244_47672_2358.N1	12-APR-2011 20:17:16	Straylight	50.000	54	5The Cen	2.0550	4500.0	100	47672	No
274	GOM_NL__2PRFIN20110412_202204_000000453101_00244_47672_2359.N1	12-APR-2011 20:22:04	Twi_and_stray	44.500	169	46Gam Hya	2.9910	4700.0	89	47672	No
275	GOM_NL__2PRFIN20110412_202340_000000373101_00244_47672_2360.N1	12-APR-2011 20:23:40	Twi_and_stray	37.000	122	9Alp2Lib	2.7470	9700.0	74	47672	No
276	GOM_NL__2PRFIN20110412_202546_000000473101_00244_47672_2361.N1	12-APR-2011 20:25:46	Bright	46.500	15	67Alp Vir	0.97600	28000.	93	47672	No
277	GOM_NL__2PRFIN20110412_203242_000000413101_00244_47672_2362.N1	12-APR-2011 20:32:42	Bright	40.500	138	47Eps Vir	2.8280	4700.0	81	47672	No
278	GOM_NL__2PRFIN20110412_203617_000000493101_00244_47672_2363.N1	12-APR-2011 20:36:17	Bright	48.500	111	8Eta Boo	2.6800	6000.0	97	47672	No

279	GOM_NL__2PRFIN20110412_204051_000000393101_00244_47672_2364.N1	12-APR-2011 20:40:51	Bright	38.500	152	12Alp2CVn	2.8900	11000.	77	47672	No
280	GOM_NL__2PRFIN20110412_204548_000000363101_00244_47672_2365.N1	12-APR-2011 20:45:48	Bright	36.000	32	77Eps UMa	1.7630	11000.	72	47672	No
281	GOM_NL__2PRFIN20110412_205212_000000413101_00244_47672_2366.N1	12-APR-2011 20:52:12	Bright	40.500	60	7Bet UMi	2.0810	3950.0	81	47672	No
282	GOM_NL__2PRFIN20110412_205351_000000493101_00244_47672_2367.N1	12-APR-2011 20:53:51	Bright	48.500	119	14Eta Dra	2.7270	4700.0	97	47672	No
283	GOM_NL__2PRFIN20110412_210211_000000403101_00244_47672_2368.N1	12-APR-2011 21:02:11	Bright	39.500	89	5Alp Cep	2.4510	8000.0	79	47672	No
284	GOM_NL__2PRFIN20110412_210644_000000793101_00244_47672_2369.N1	12-APR-2011 21:06:44	Bright	79.000	144	18Del Cyg	2.8600	11000.	158	47672	No
285	GOM_NL__2PRFIN20110412_210910_000000533101_00244_47672_2370.N1	12-APR-2011 21:09:10	Bright	53.000	66	37Gam Cyg	2.2080	5900.0	106	47672	No
286	GOM_NL__2PRFIN20110412_211136_000000503101_00244_47672_2371.N1	12-APR-2011 21:11:36	Bright	50.000	92	53Eps Cyg	2.5000	4500.0	100	47672	No
287	GOM_NL__2PRFIN20110412_211849_000000513101_00244_47672_2372.N1	12-APR-2011 21:18:49	Twilight	51.000	61	8Eps Peg	2.1000	3900.0	102	47672	No
288	GOM_NL__2PRFIN20110412_212348_000000463101_00244_47672_2373.N1	12-APR-2011 21:23:48	Dark	46.000	154	22Bet Aqr	2.8990	5700.0	92	47672	No
289	GOM_NL__2PRFIN20110412_213935_000000603101_00245_47673_2383.N1	12-APR-2011 21:39:35	Dark	60.000	103	38Zet Sgr	2.6000	9700.0	120	47673	No
290	GOM_NL__2PRFIN20110412_214311_000000633101_00245_47673_2384.N1	12-APR-2011 21:43:11	Dark	62.500	38	20Eps Sgr	1.8360	11000.	125	47673	No
291	GOM_NL__2PRFIN20110412_214538_000000453101_00245_47673_2385.N1	12-APR-2011 21:45:38	Dark	45.000	141	Bet Ara	2.8400	4600.0	90	47673	No
292	GOM_NL__2PRFIN20110412_214713_000000623101_00245_47673_2386.N1	12-APR-2011 21:47:13	Dark	62.000	25	35Lam Sco	1.6200	28000.	124	47673	No
293	GOM_NL__2PRFIN20110412_215113_000000593101_00245_47673_2387.N1	12-APR-2011 21:51:13	Straylight	59.000	75	26Eps Sco	2.2910	4250.0	118	47673	No
294	GOM_NL__2PRFIN20110412_215330_000000473101_00245_47673_2388.N1	12-APR-2011 21:53:30	Straylight	47.000	78	Alp Lup	2.3040	28000.	94	47673	No
295	GOM_NL__2PRFIN20110412_215505_000000453101_00245_47673_2389.N1	12-APR-2011 21:55:05	Straylight	45.000	81	Eta Cen	2.3560	28000.	90	47673	No
296	GOM_NL__2PRFIN20110412_215730_000000513101_00245_47673_2390.N1	12-APR-2011 21:57:30	Straylight	50.500	54	5The Cen	2.0550	4500.0	101	47673	No
297	GOM_NL__2PRFIN20110412_220218_000000453101_00245_47673_2391.N1	12-APR-2011 22:02:18	Twilight	44.500	169	46Gam Hya	2.9910	4700.0	89	47673	No
298	GOM_NL__2PRFIN20110412_220354_000000373101_00245_47673_2392.N1	12-APR-2011 22:03:54	Twilight	37.000	122	9Alp2Lib	2.7470	9700.0	74	47673	No
299	GOM_NL__2PRFIN20110412_220600_000000463101_00245_47673_2393.N1	12-APR-2011 22:06:00	Bright	46.000	15	67Alp Vir	0.97600	28000.	92	47673	No
300	GOM_NL__2PRFIN20110412_221256_000000403101_00245_47673_2394.N1	12-APR-2011 22:12:56	Bright	39.500	138	47Eps Vir	2.8280	4700.0	79	47673	No
301	GOM_NL__2PRFIN20110412_221631_000000483101_00245_47673_2395.N1	12-APR-2011 22:16:31	Bright	47.500	111	8Eta Boo	2.6800	6000.0	95	47673	No
302	GOM_NL__2PRFIN20110412_222105_000000383101_00245_47673_2396.N1	12-APR-2011 22:21:05	Bright	37.500	152	12Alp2CVn	2.8900	11000.	75	47673	No
303	GOM_NL__2PRFIN20110412_222601_000000383101_00245_47673_2397.N1	12-APR-2011 22:26:01	Bright	37.500	32	77Eps UMa	1.7630	11000.	75	47673	No
304	GOM_NL__2PRFIN20110412_223226_000000413101_00245_47673_2398.N1	12-APR-2011 22:32:26	Bright	41.000	60	7Bet UMi	2.0810	3950.0	82	47673	No
305	GOM_NL__2PRFIN20110412_223404_000000443101_00245_47673_2399.N1	12-APR-2011 22:34:04	Bright	43.500	119	14Eta Dra	2.7270	4700.0	87	47673	No
306	GOM_NL__2PRFIN20110412_224225_000000393101_00245_47673_2400.N1	12-APR-2011 22:42:25	Bright	38.500	89	5Alp Cep	2.4510	8000.0	77	47673	No
307	GOM_NL__2PRFIN20110412_224658_000000593101_00245_47673_2401.N1	12-APR-2011 22:46:58	Bright	59.000	144	18Del Cyg	2.8600	11000.	118	47673	No
308	GOM_NL__2PRFIN20110412_224924_000000513101_00245_47673_2402.N1	12-APR-2011 22:49:24	Bright	50.500	66	37Gam Cyg	2.2080	5900.0	101	47673	No
309	GOM_NL__2PRFIN20110412_225150_000000533101_00245_47673_2403.N1	12-APR-2011 22:51:50	Bright	52.500	92	53Eps Cyg	2.5000	4500.0	105	47673	No
310	GOM_NL__2PRFIN20110412_225904_000000533101_00245_47673_2404.N1	12-APR-2011 22:59:04	Twilight	52.500	61	8Eps Peg	2.1000	3900.0	105	47673	No
311	GOM_NL__2PRFIN20110412_230402_000000473101_00245_47673_2405.N1	12-APR-2011 23:04:02	Dark	46.500	154	22Bet Aqr	2.8990	5700.0	93	47673	No
312	GOM_NL__2PRFIN20110412_231951_000000603101_00246_47674_2387.N1	12-APR-2011 23:19:51	Dark	59.500	103	38Zet Sgr	2.6000	9700.0	119	47674	No
313	GOM_NL__2PRFIN20110412_232327_000000633101_00246_47674_2388.N1	12-APR-2011 23:23:27	Dark	63.000	38	20Eps Sgr	1.8360	11000.	126	47674	No
314	GOM_NL__2PRFIN20110412_232553_000000463101_00246_47674_2389.N1	12-APR-2011 23:25:53	Dark	45.500	141	Bet Ara	2.8400	4600.0	91	47674	No
315	GOM_NL__2PRFIN20110412_232728_000000603101_00246_47674_2390.N1	12-APR-2011 23:27:28	Dark	60.000	25	35Lam Sco	1.6200	28000.	120	47674	No
316	GOM_NL__2PRFIN20110412_233129_000000603101_00246_47674_2391.N1	12-APR-2011 23:31:29	Straylight	60.000	75	26Eps Sco	2.2910	4250.0	120	47674	No
317	GOM_NL__2PRFIN20110412_233344_000000433101_00246_47674_2392.N1	12-APR-2011 23:33:44	Straylight	43.000	78	Alp Lup	2.3040	28000.	86	47674	No
318	GOM_NL__2PRFIN20110412_233520_000000453101_00246_47674_2393.N1	12-APR-2011 23:35:20	Straylight	45.000	81	Eta Cen	2.3560	28000.	90	47674	No
319	GOM_NL__2PRFIN20110412_233744_000000493101_00246_47674_2394.N1	12-APR-2011 23:37:44	Straylight	49.000	54	5The Cen	2.0550	4500.0	98	47674	No
320	GOM_NL__2PRFIN20110412_234233_000000423101_00246_47674_2395.N1	12-APR-2011 23:42:33	Twilight	42.000	169	46Gam Hya	2.9910	4700.0	84	47674	No
321	GOM_NL__2PRFIN20110412_234408_000000423101_00246_47674_2396.N1	12-APR-2011 23:44:08	Bright	42.000	122	9Alp2Lib	2.7470	9700.0	84	47674	No
322	GOM_NL__2PRFIN20110412_234614_000000493101_00246_47674_2397.N1	12-APR-2011 23:46:14	Bright	48.500	15	67Alp Vir	0.97600	28000.	97	47674	No
323	GOM_NL__2PRFIN20110412_235309_000000443101_00246_47674_2398.N1	12-APR-2011 23:53:09	Bright	44.000	138	47Eps Vir	2.8280	4700.0	88	47674	No
324	GOM_NL__2PRFIN20110412_235644_000000483101_00246_47674_2399.N1	12-APR-2011 23:56:44	Bright	48.000	111	8Eta Boo	2.6800	6000.0	96	47674	No

3. Quality information per product

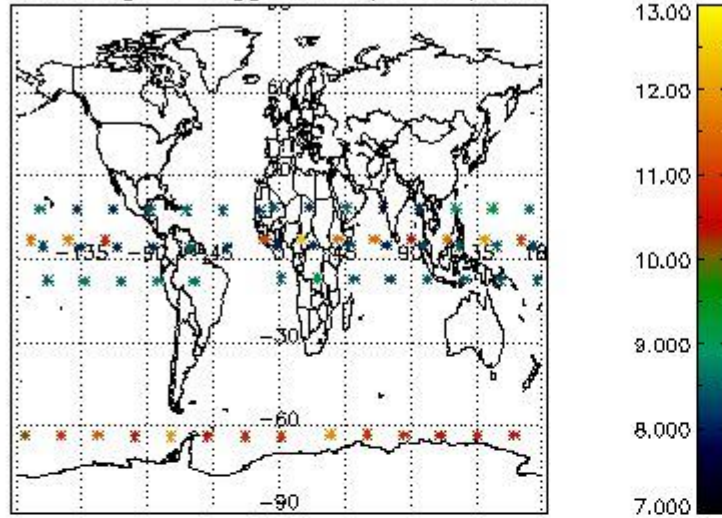
In this section it is plotted some information contained in the Quality Summary data set of the level 2 products. Only products in dark limb conditions and without errors (error flag in the MPH set to "0") are used.

3.1 Plot quality information per product (time dependant)

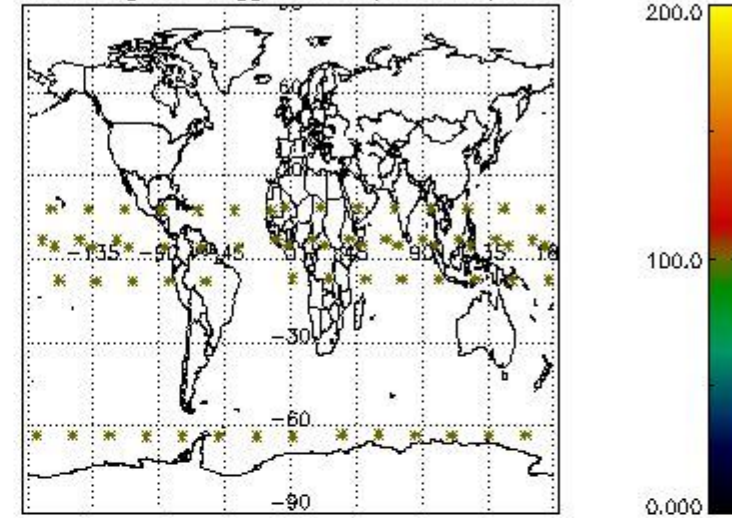


3.2 Plot quality information per product (world map)

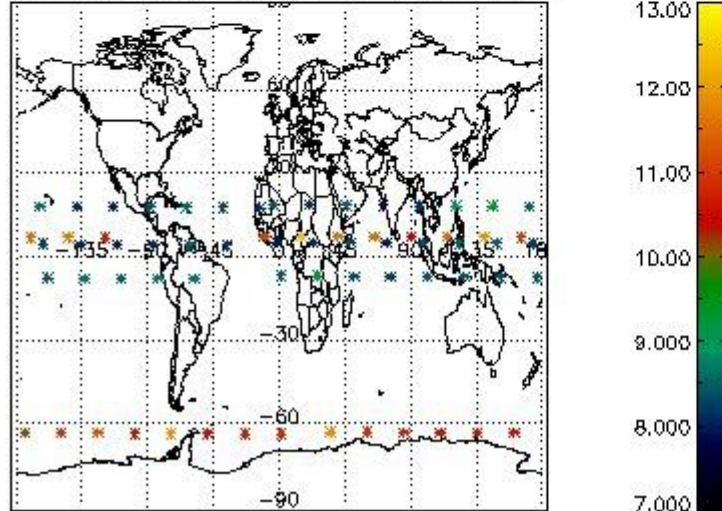
Percentage of flagged data per O3 profile



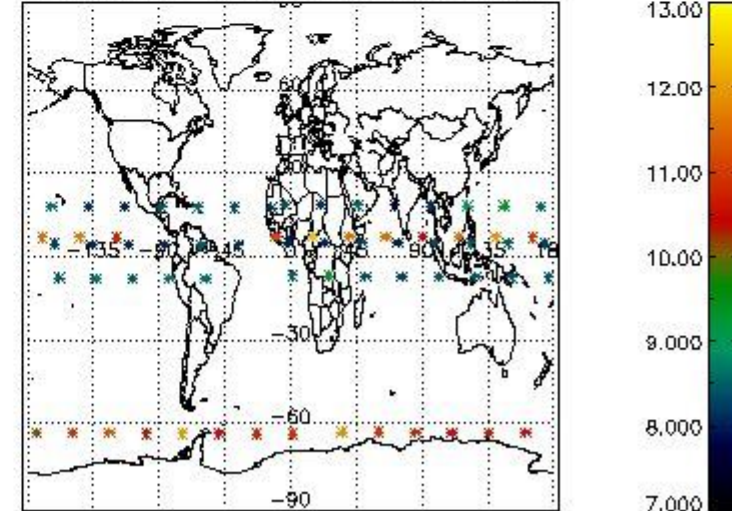
Percentage of flagged data per H2O profile



Percentage of flagged data per NO2 profile



Percentage of flagged data per NO3 profile

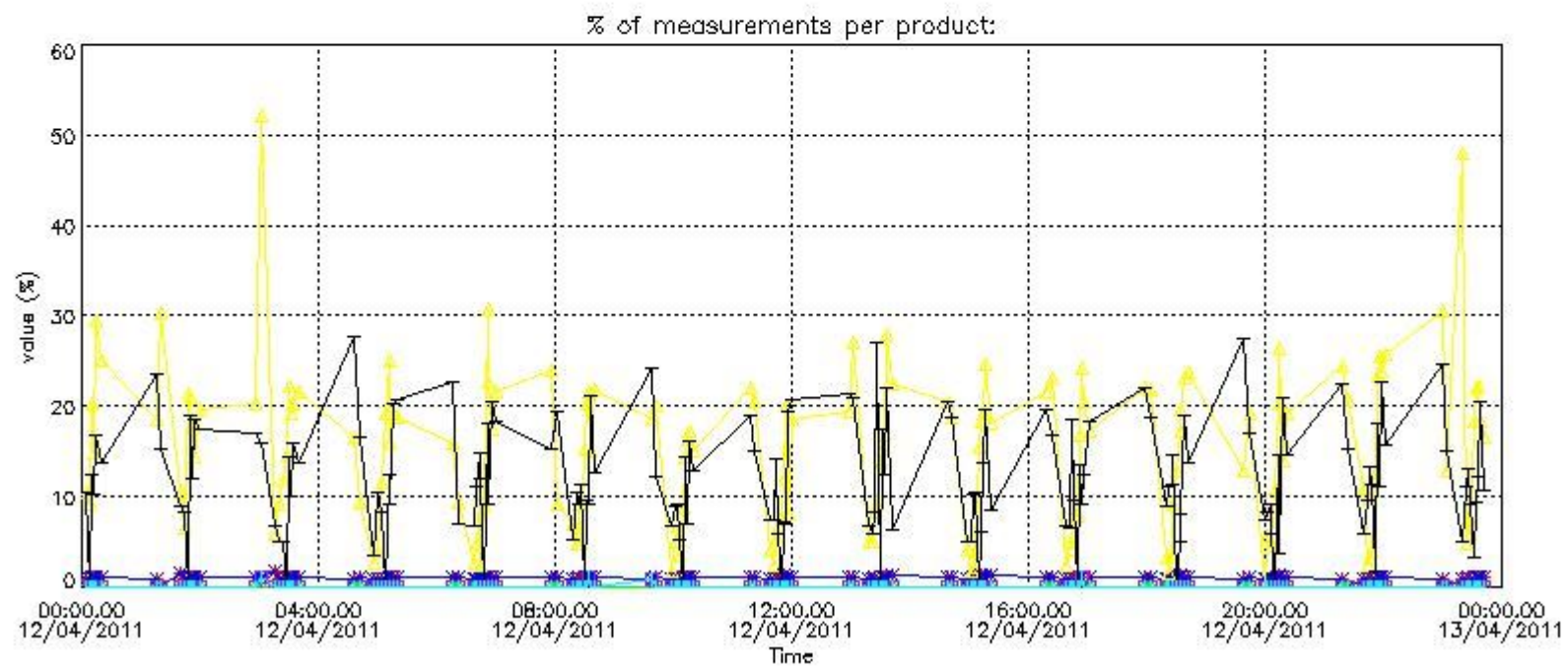


4. Level 1 quality information per product

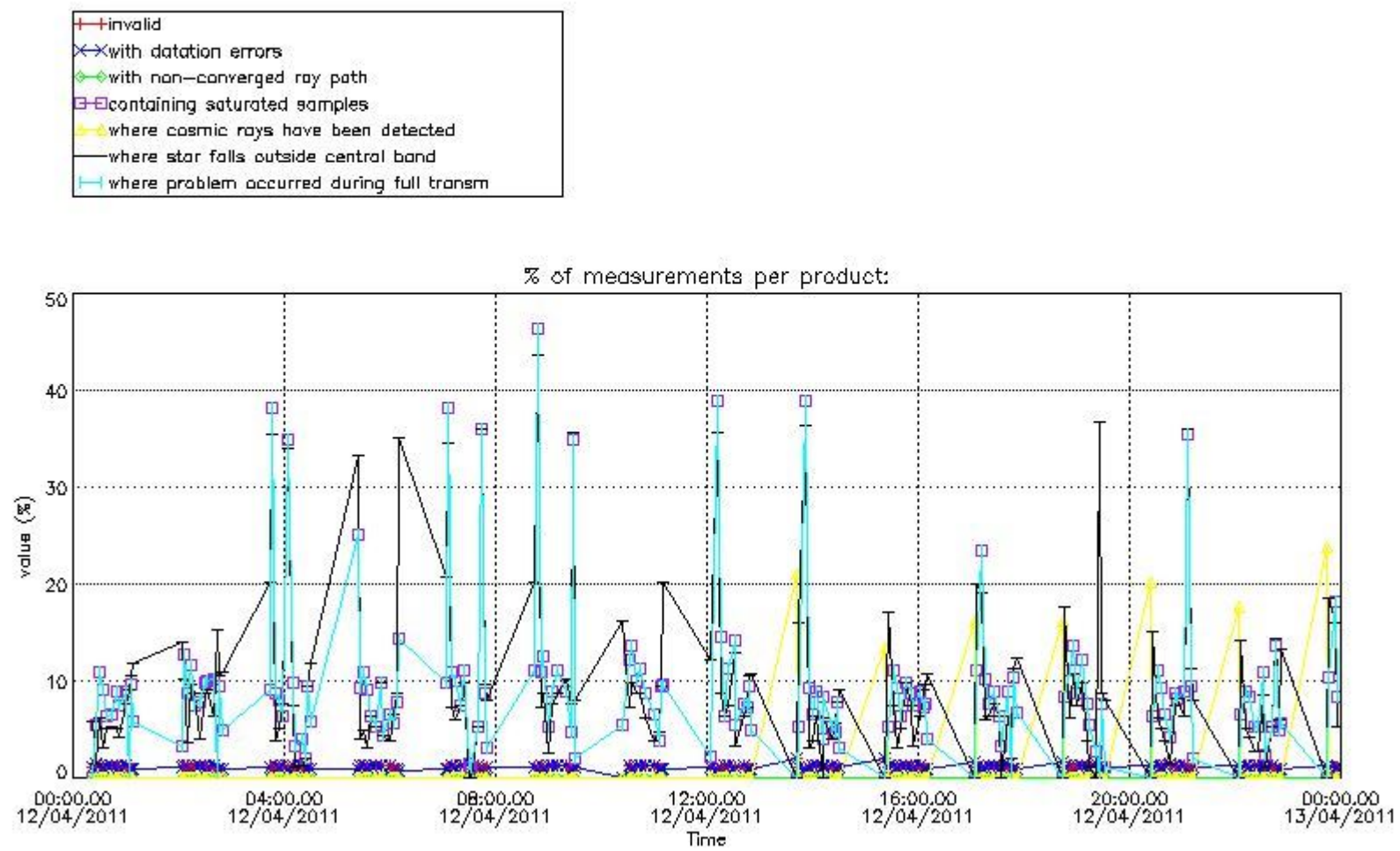
In this section it is plotted some information contained in the Quality Summary data set of the level 2 products that comes from the level 1b processing. Products without errors (error flag in the MPH set to "0") are used.

4.1 Plot quality information per product (time dependant) coming from level 1b processing

4.1.1 Plot level 1 quality information per product (time dependant): ENVISAT ASCENDING passes

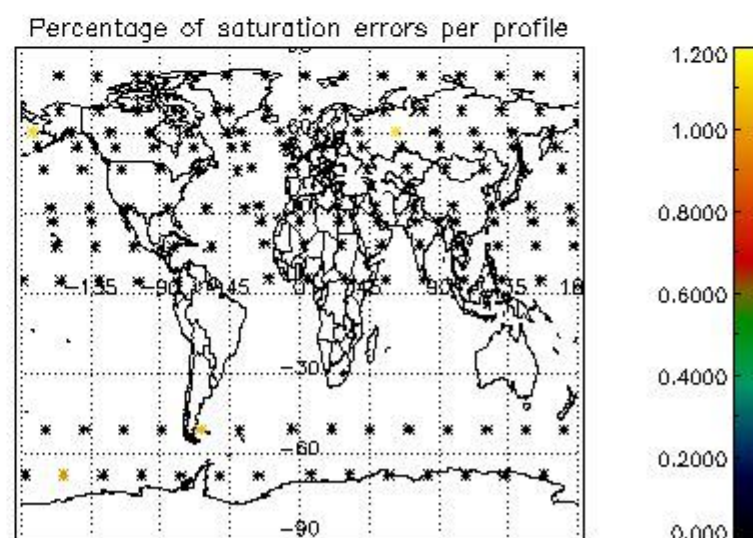
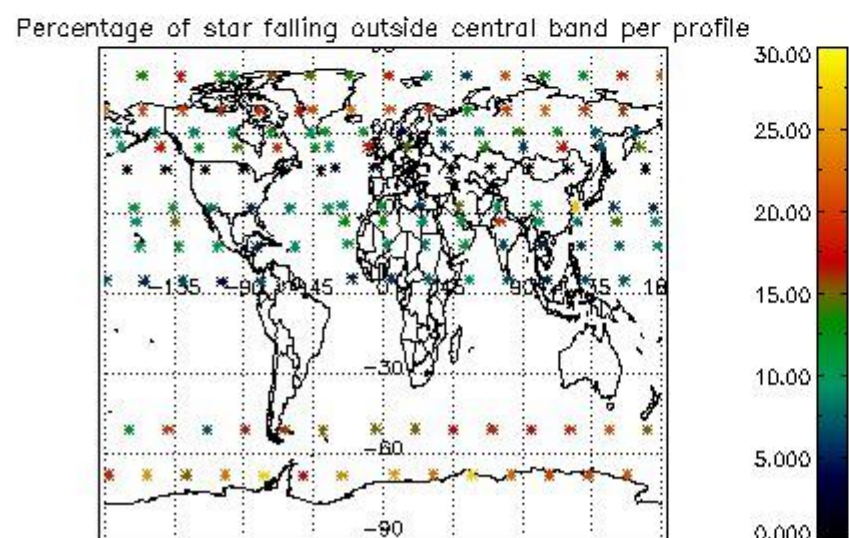
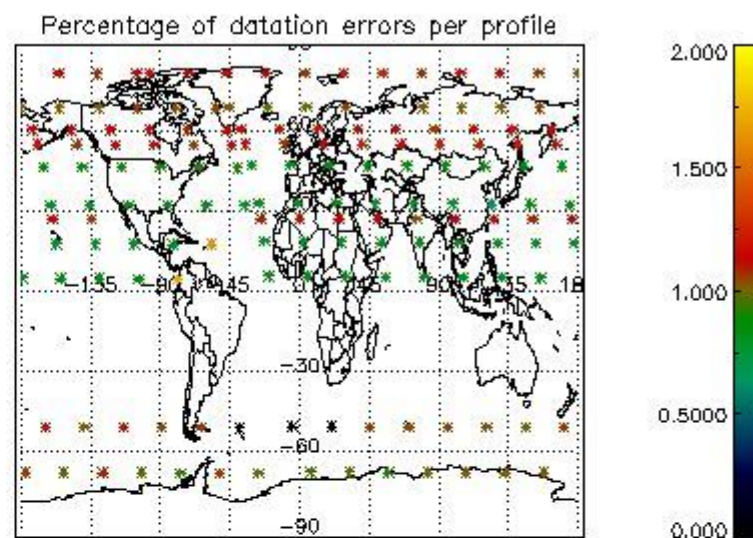
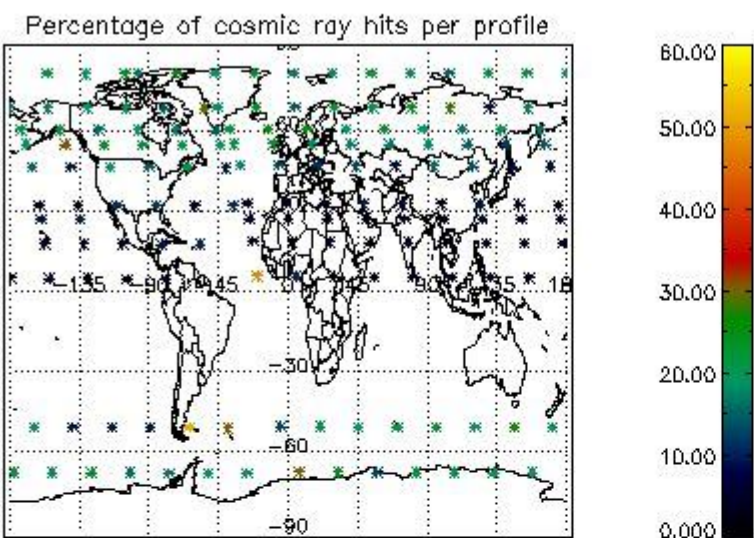


4.1.2 Plot level 1 quality information per product (time dependant): ENVISAT DESCENDING passes

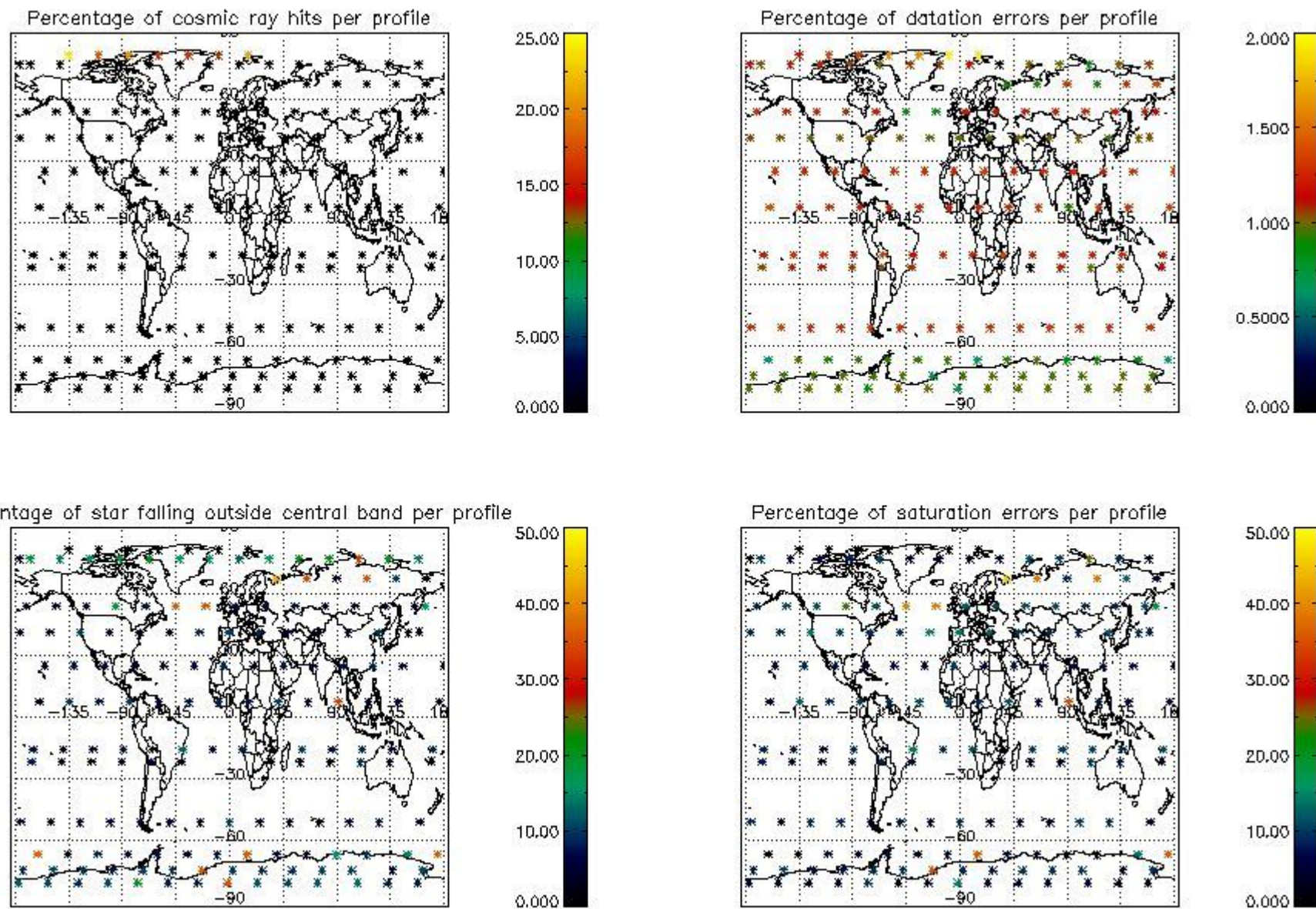


4.2 Plot quality information per product coming from level 1b processing (world map)

4.2.1 Plot level 1 quality information per product (world map): ENVISAT ASCENDING passes



4.2.2 Plot level 1 quality information per product (world map): ENVISAT DESCENDING passes



5. Trace gas profiles

5.1 Ozone statistics based on quality of products

The final quality of the products can be "measured" using the STD (Standard Deviation) attached to every point profile. This information is written to the parameter GOM_NL__2P/NL_LOCAL_SPECIES_DENSITY/o3_std of the level 2 products. The table below shows the statistics for given STD ranges.

The statistics are given with respect to the overall valid production:

- Products without fatal errors: GOM_NL__2P/MPH/PRODUCT_ERR=0
- Valid point profile: GOM_NL__2P/NL_LOCAL_SPECIES_DENSITY/pcd(0)=0

The 'Criteria' is applied to valid points of dark limb products:

- Products in dark limb illumination condition: GOM_NL__2P/NL_SUMMARY_QUALITY/obs_ill_cond=0
- Products without fatal errors: GOM_NL__2P/MPH/PRODUCT_ERR=0
- Valid point profile: GOM_NL__2P/NL_LOCAL_SPECIES_DENSITY/pcd(0)=0

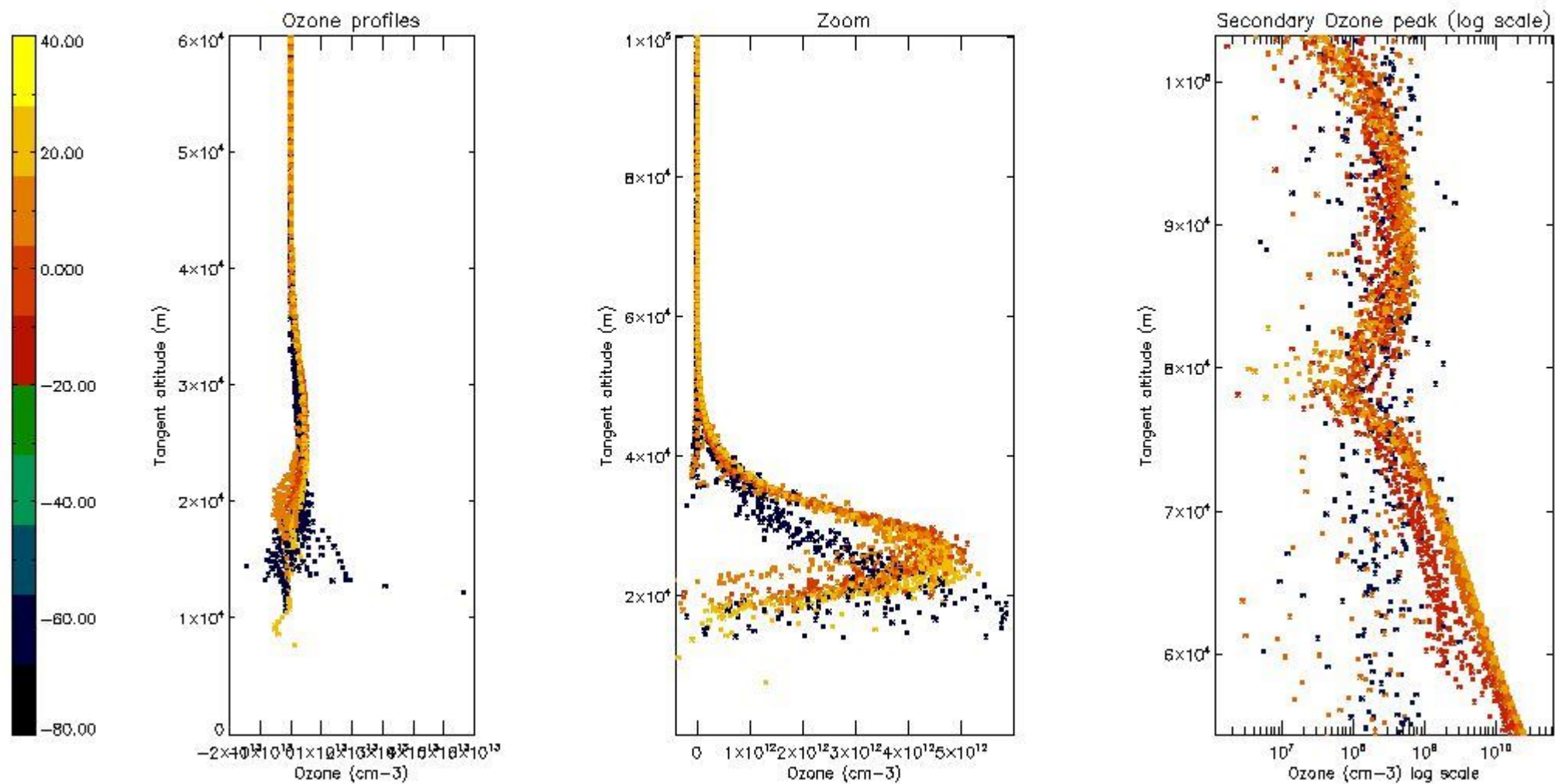
So, the table below shows the percentage of dark limb and valid observations for each criteria with respect to the overall valid daily observations.

Criteria	% of total production
All STD	24
STD < 20	12

STD < 10	9
STD < 5	6

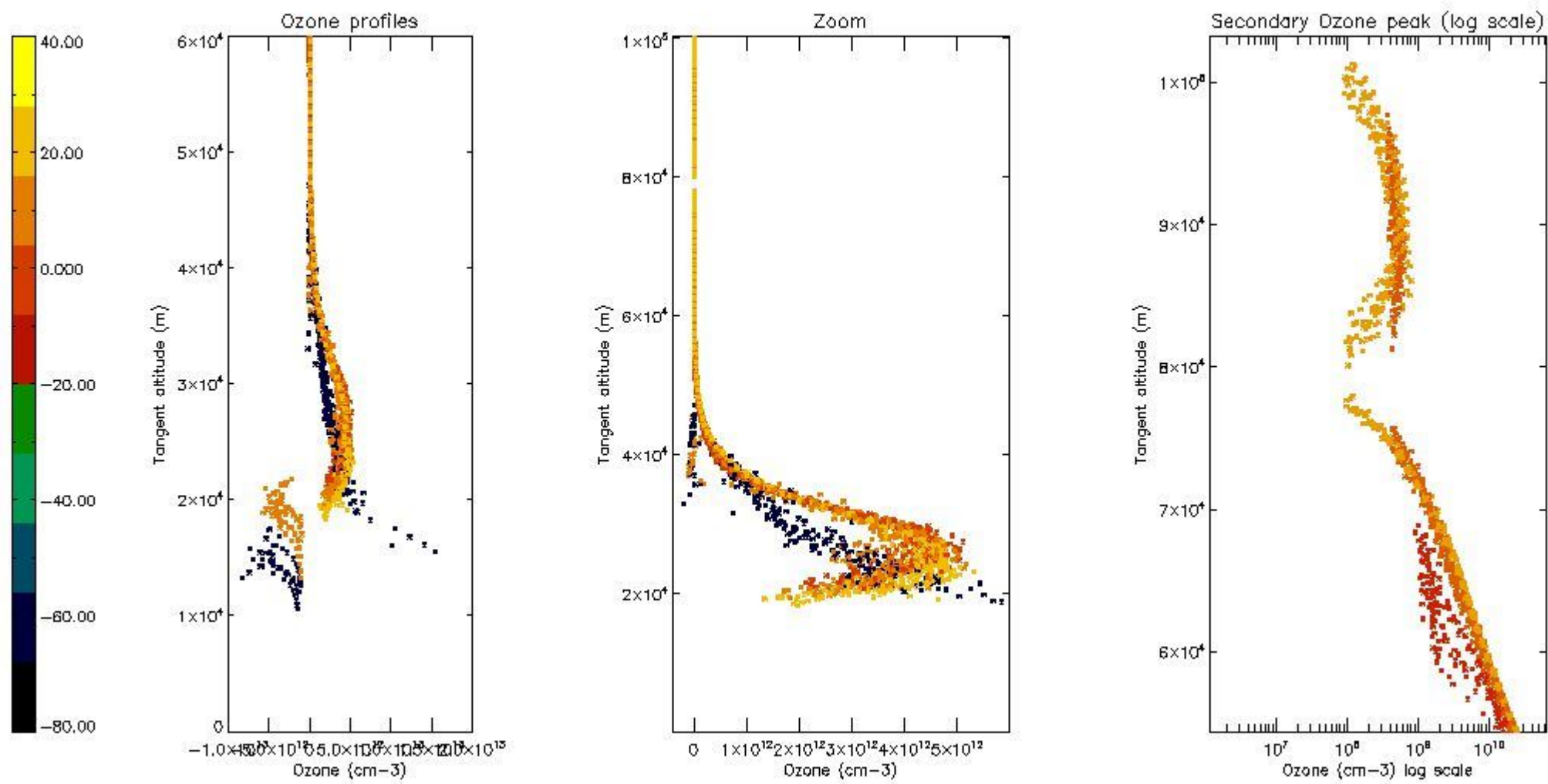
5.2 Plot ozone profiles for all STD (dark without errors)

The colorbar represents the latitude.



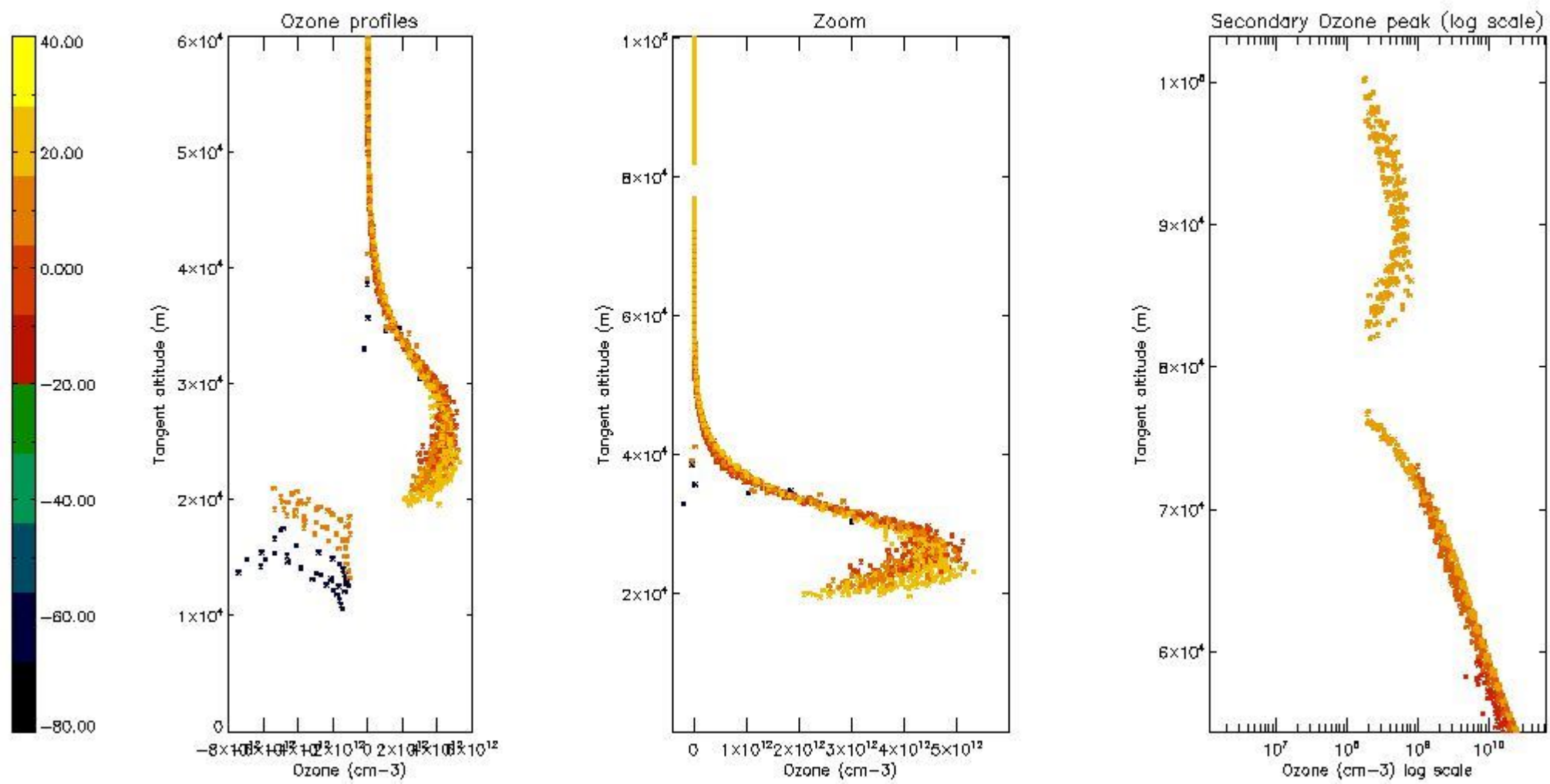
5.3 Plot ozone profiles where STD < 20% (dark without errors)

The colorbar represents the latitude.



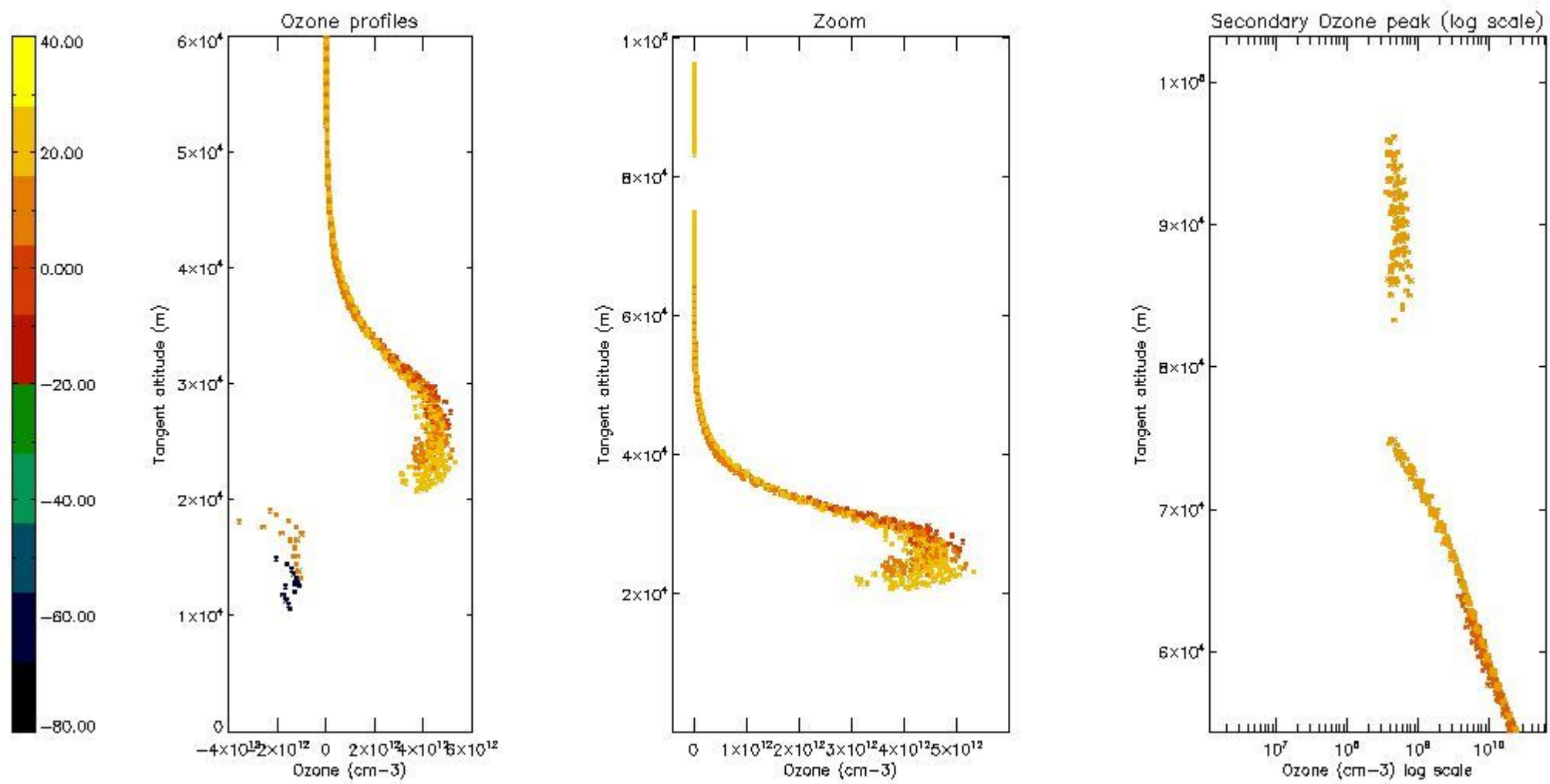
5.4 Plot ozone profiles where $STD < 10\%$ (dark without errors)

The colorbar represents the latitude.



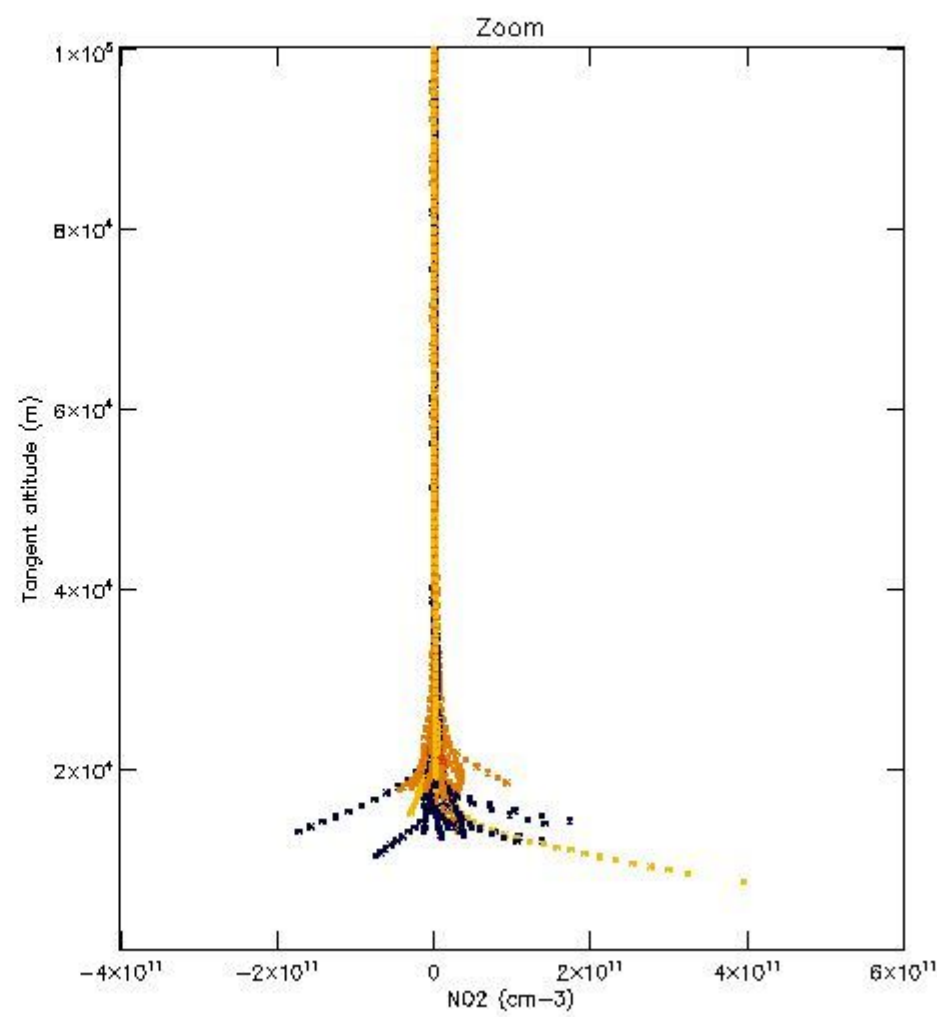
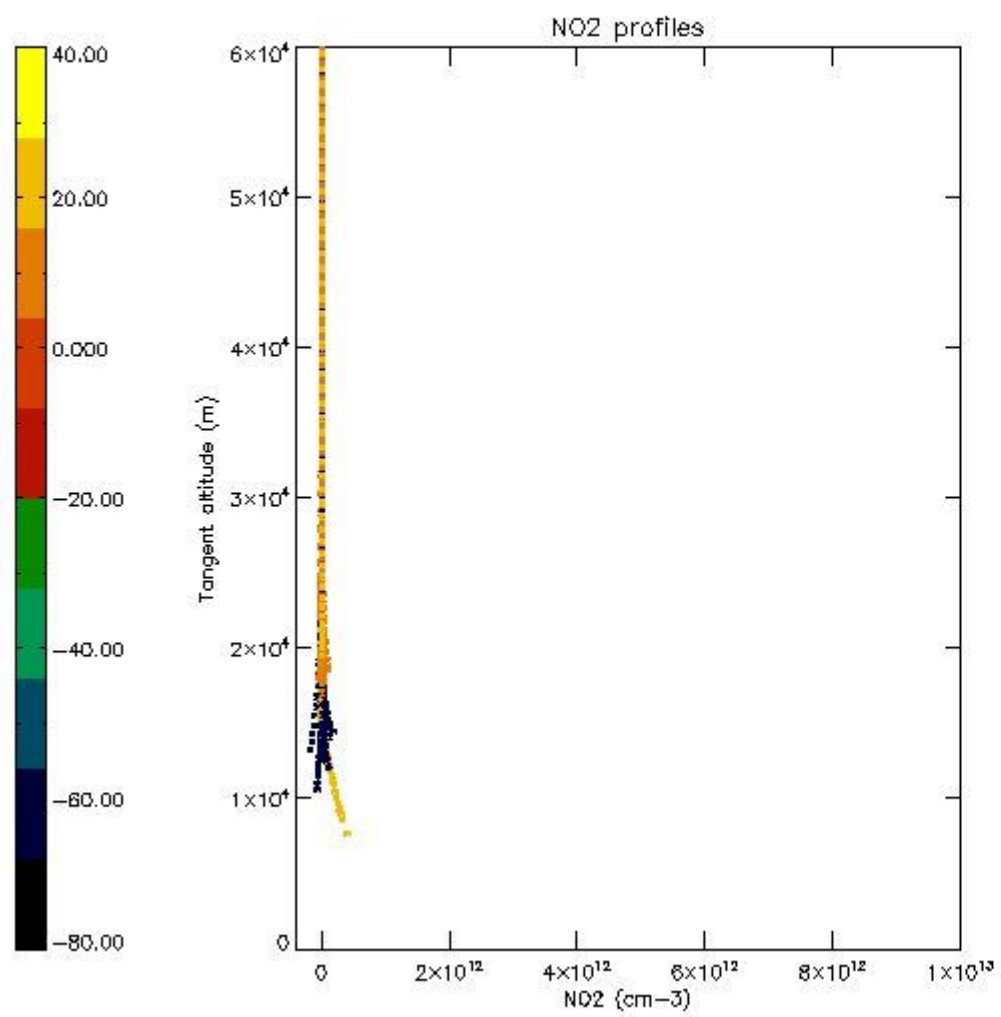
5.5 Plot ozone profiles where $STD < 5\%$ (dark without errors)

The colorbar represents the latitude.



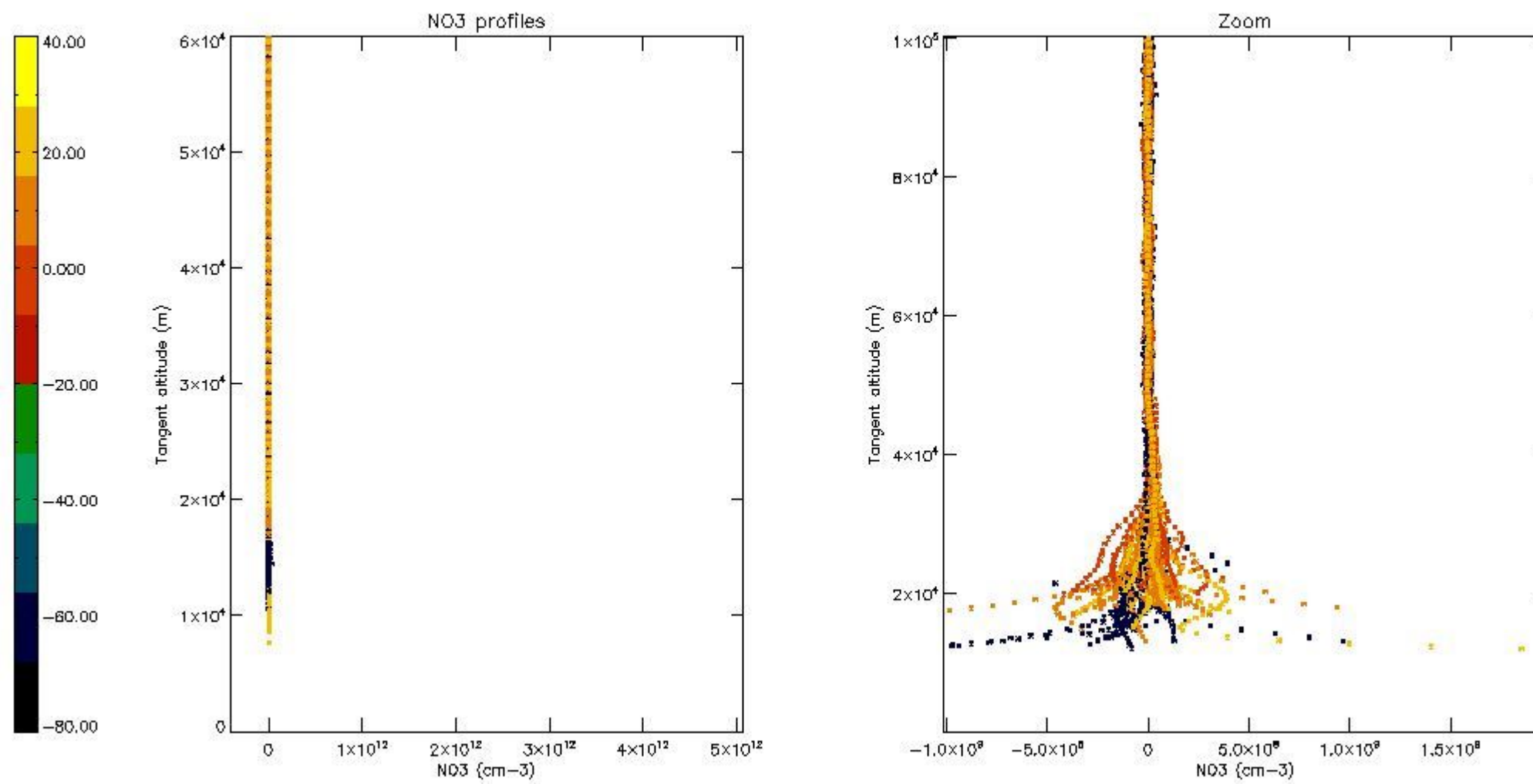
5.6 Plot NO₂ profiles for all STD (dark without errors)

The colorbar represents the latitude.



5.7 Plot NO3 profiles for all STD (dark without errors)

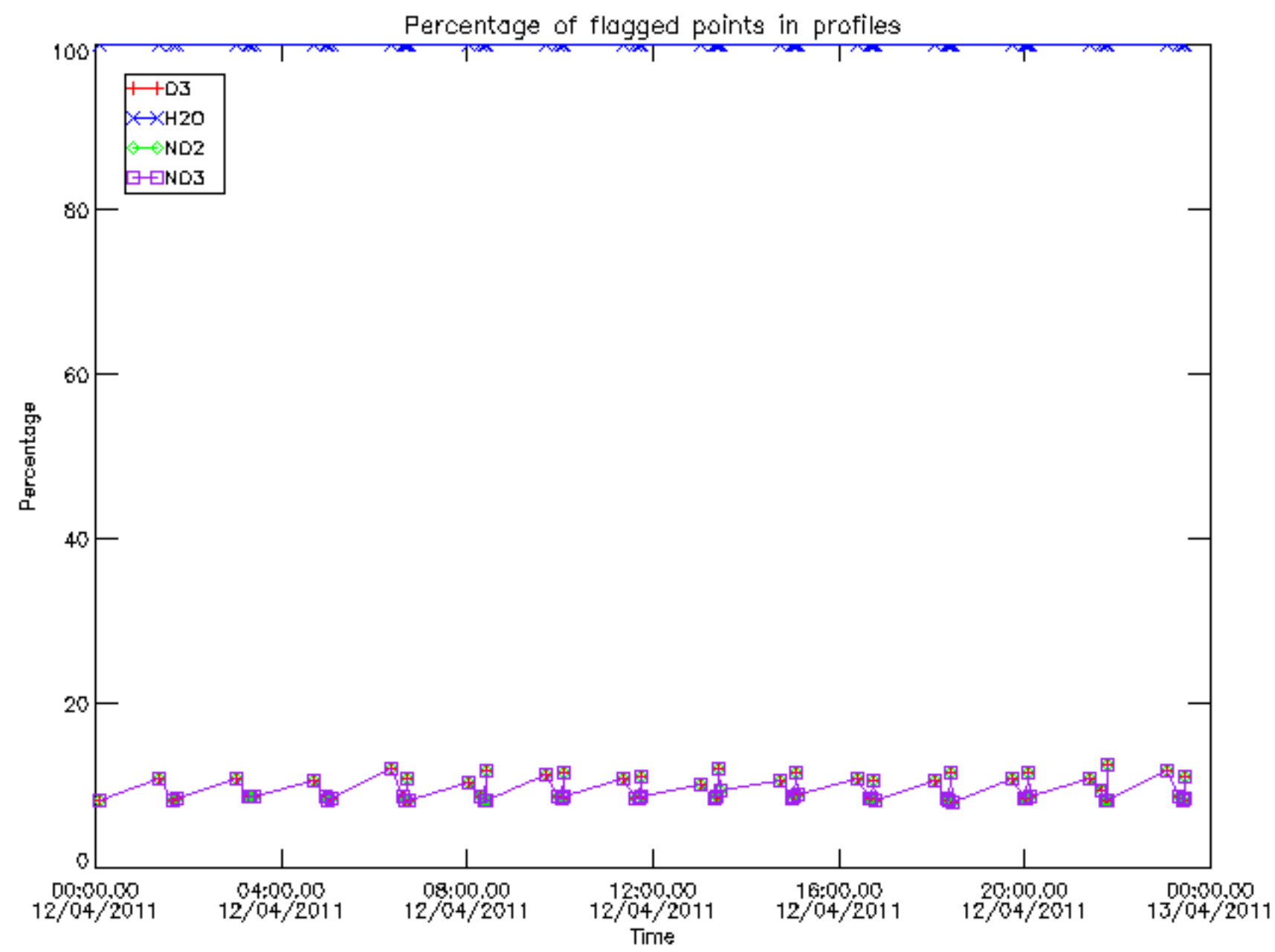
The colorbar represents the latitude.



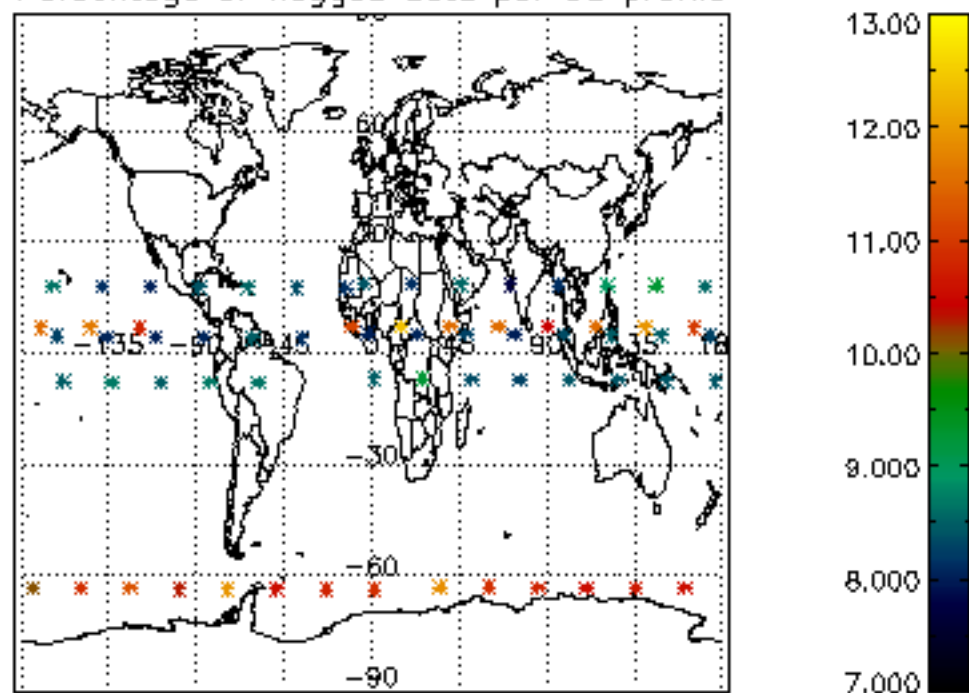
6. Auxiliary Data Files used for the production reported in section 2

The number reported in the third column indicates since which file (see list in section 2) the corresponding auxiliary file has been used. The fourth column is the date of those product files.

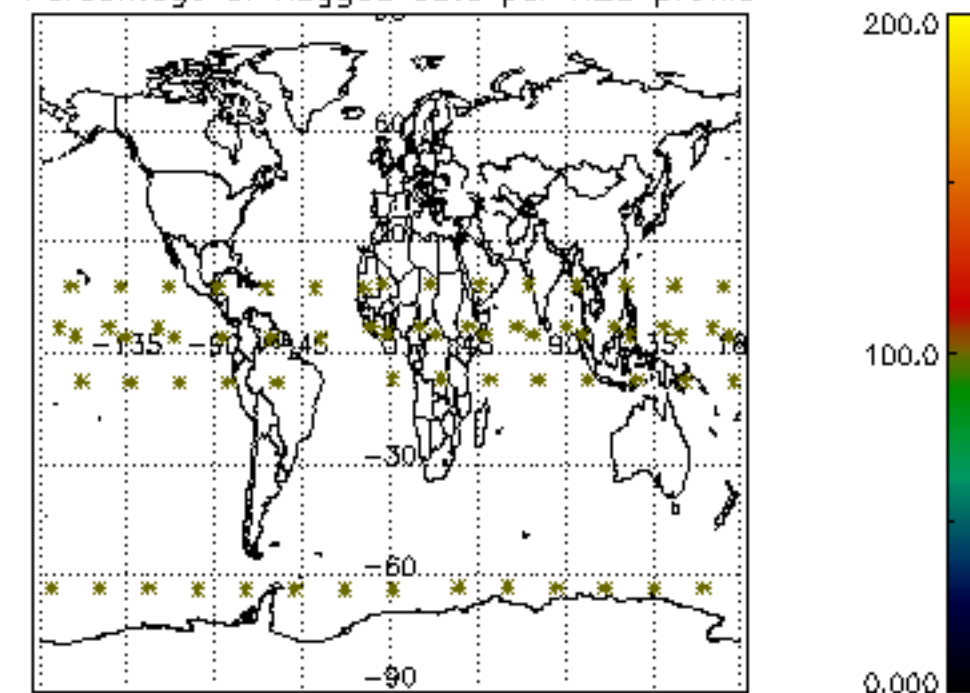
Type	Auxiliary Filename	Used since product	Used since product date
INST_PHYS_CHARACTERISTICS	GOM_INS_AXVIEC20091111_143220_20030716_120000_20500101_000000	1	12-APR-2011 00:03:54
LEVEL-2_PROC_CONFIG	GOM_PR2_AXVIEC20091111_152718_20020301_000000_20500101_000000	1	12-APR-2011 00:03:54
CROSS_SECTIONS_FILE	GOM_CRS_AXVIEC20091111_154832_20020301_000000_20500101_000000	1	12-APR-2011 00:03:54



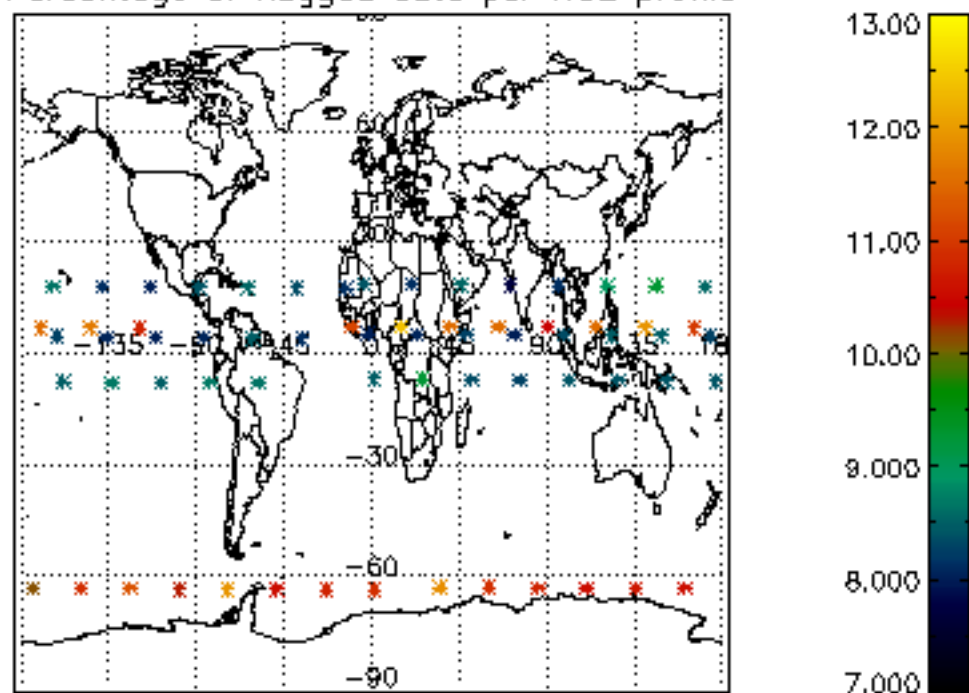
Percentage of flagged data per D3 profile



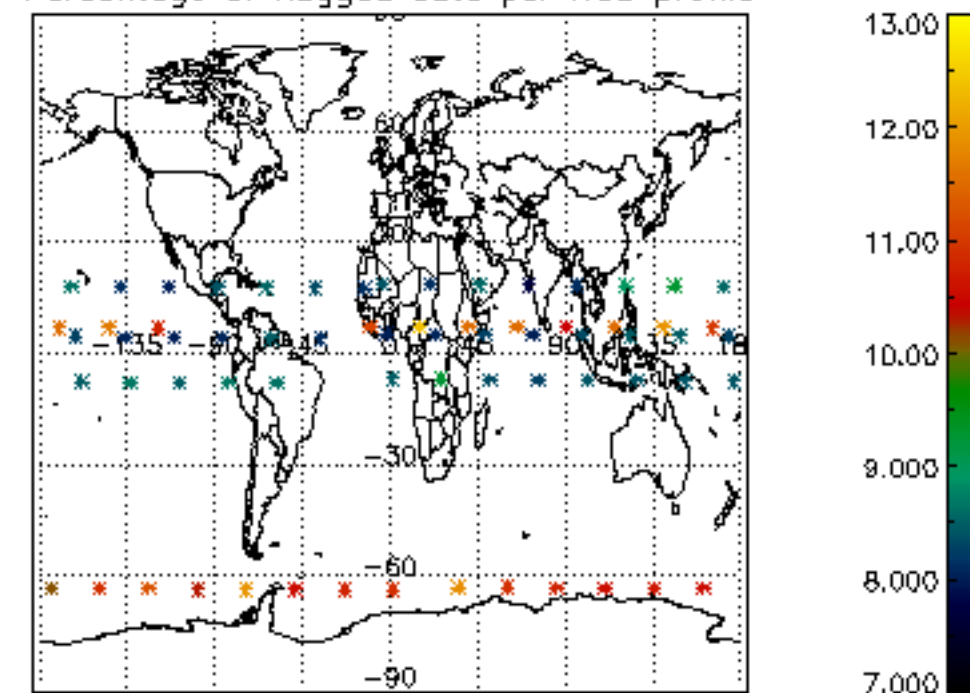
Percentage of flagged data per H2O profile

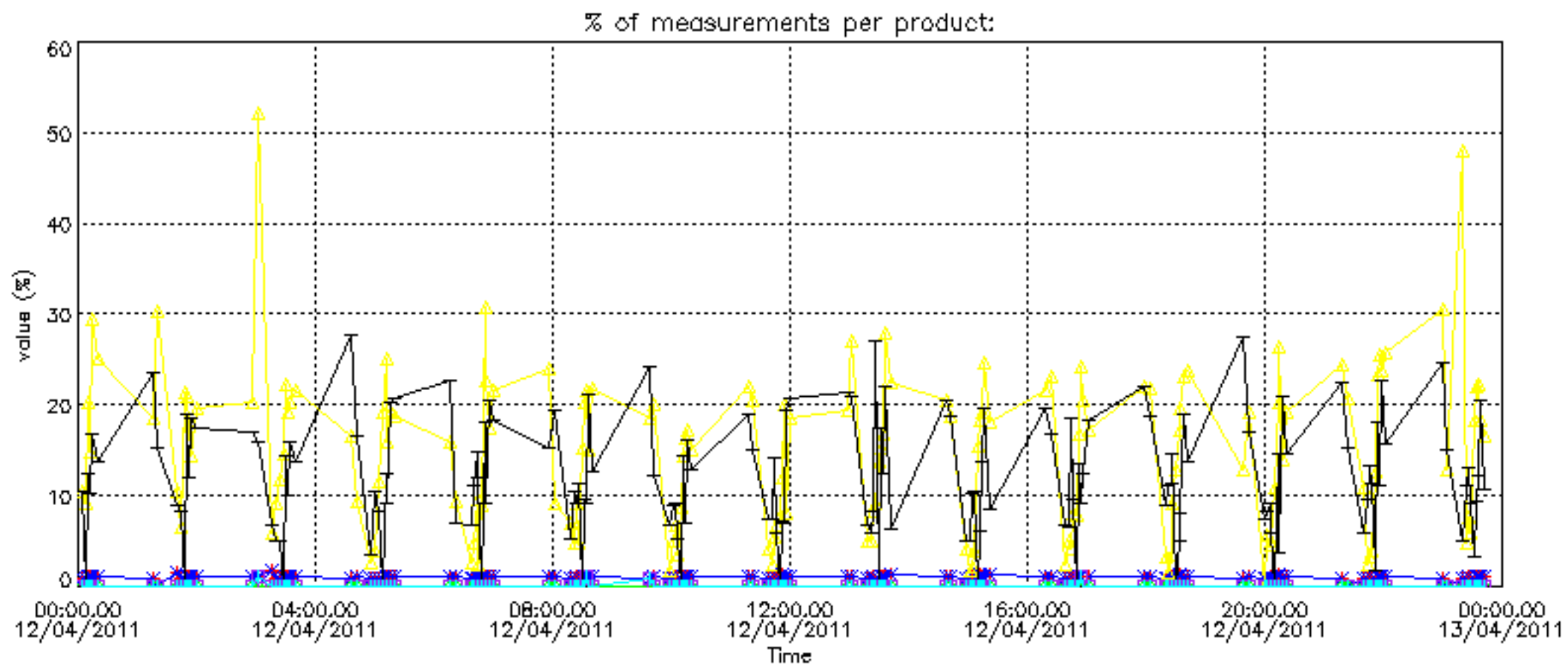


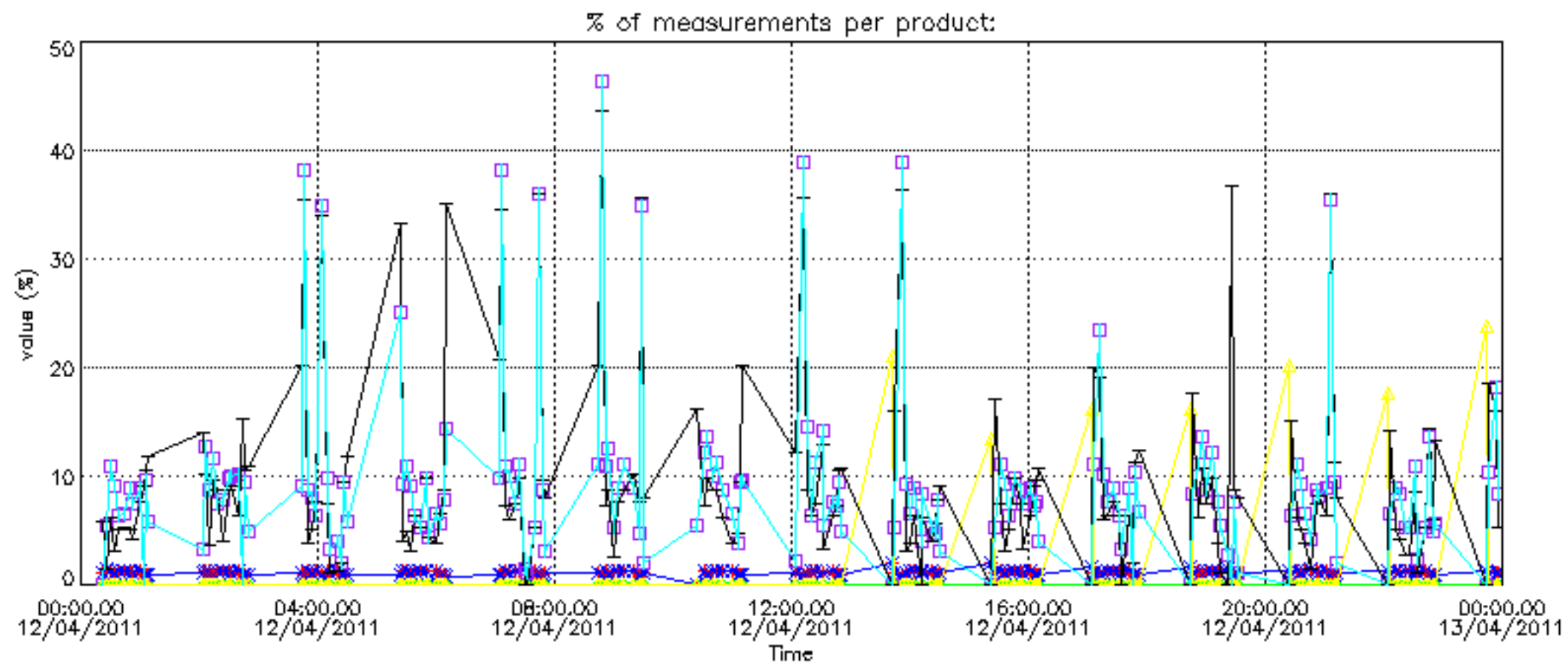
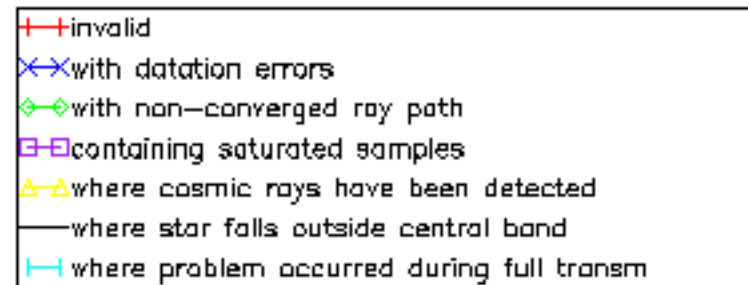
Percentage of flagged data per NO2 profile



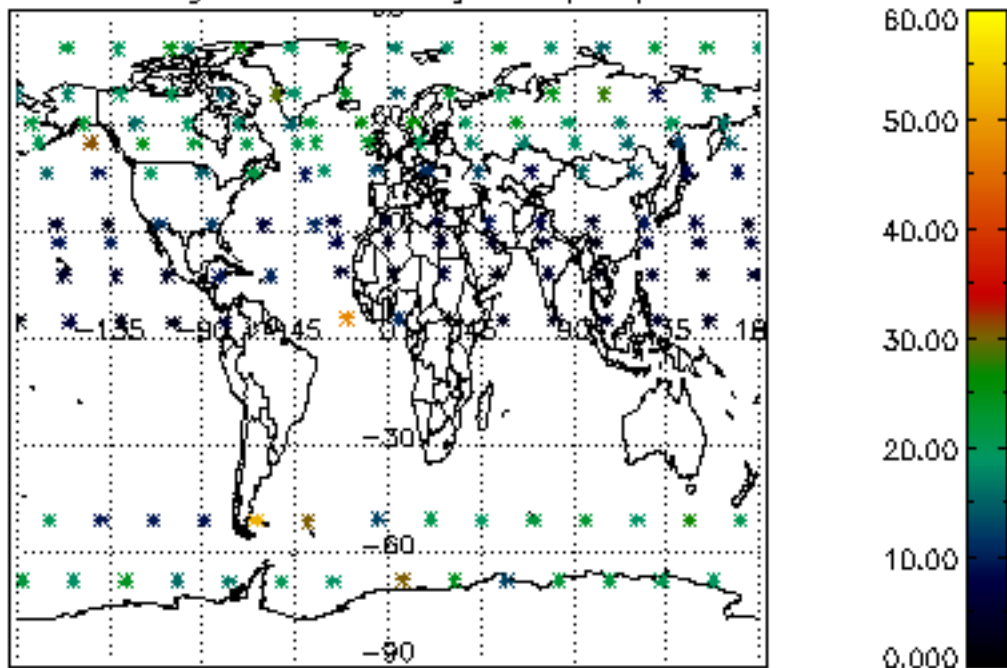
Percentage of flagged data per NO3 profile



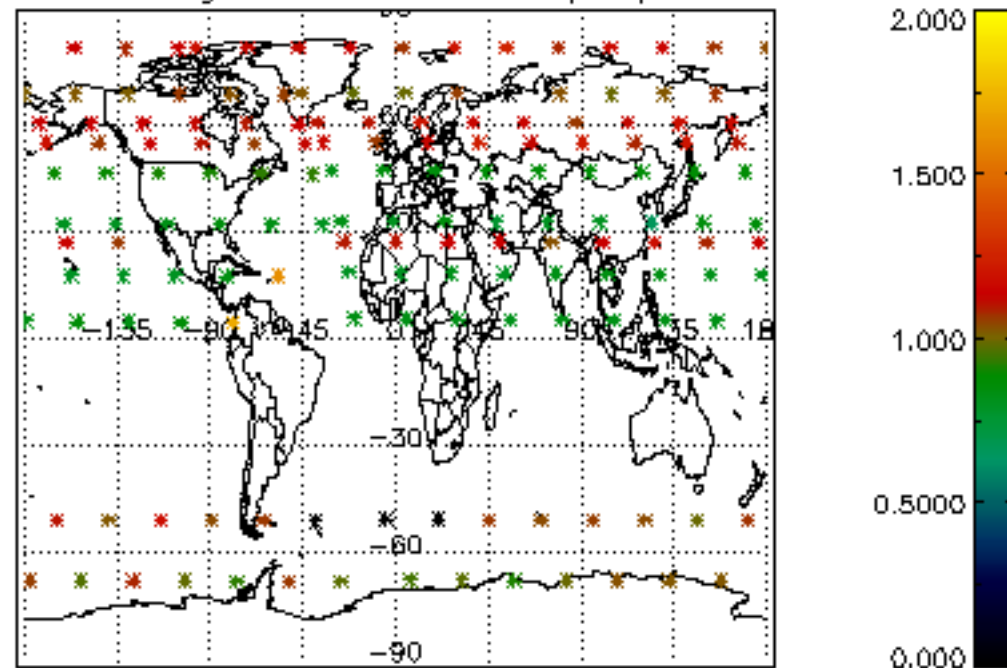




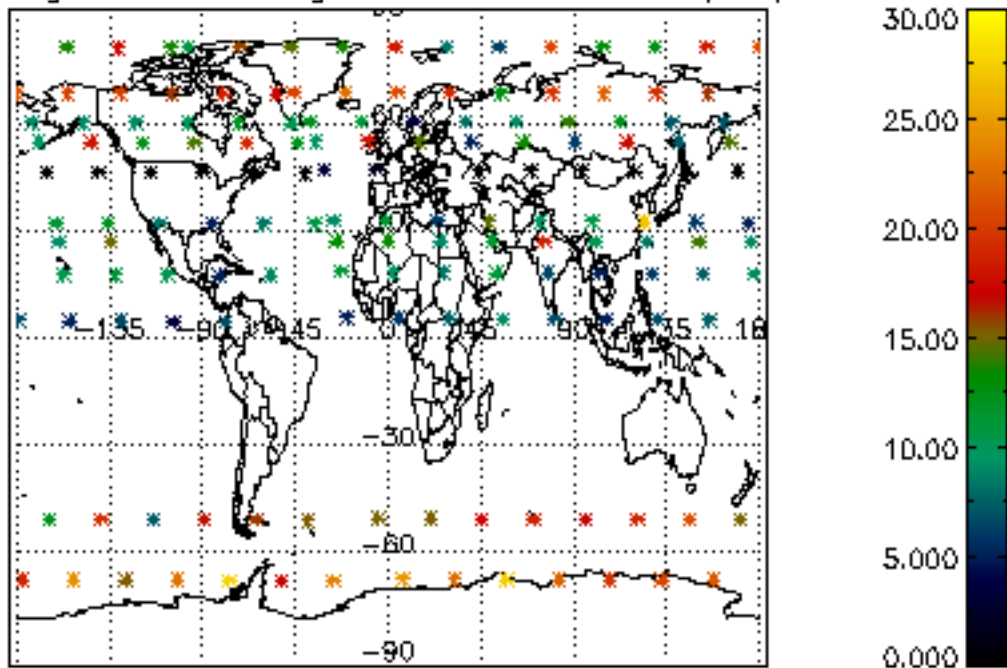
Percentage of cosmic ray hits per profile



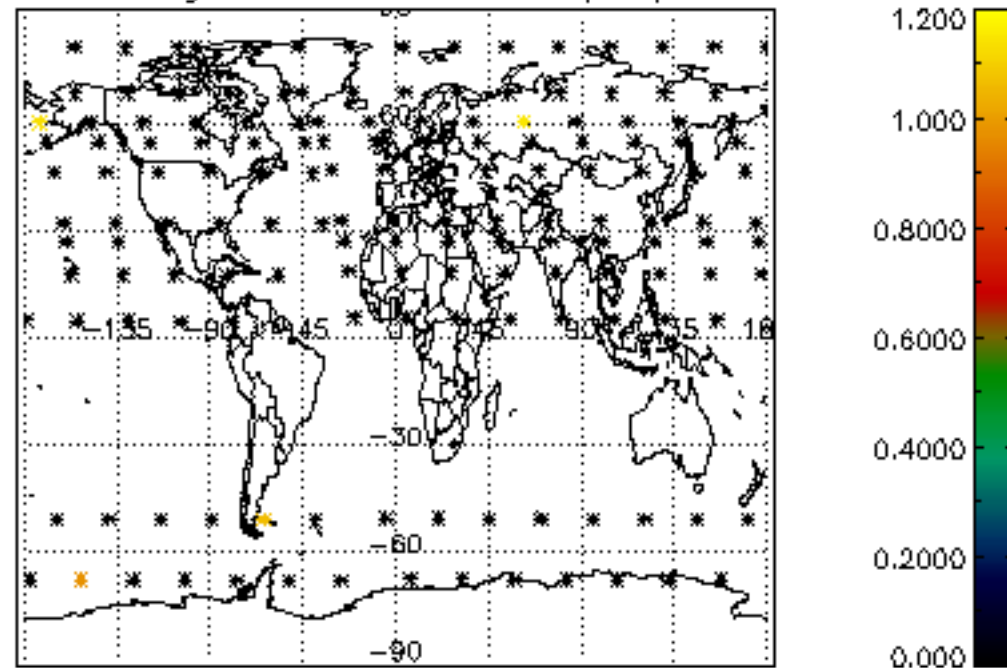
Percentage of datation errors per profile



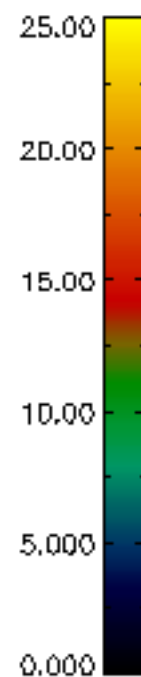
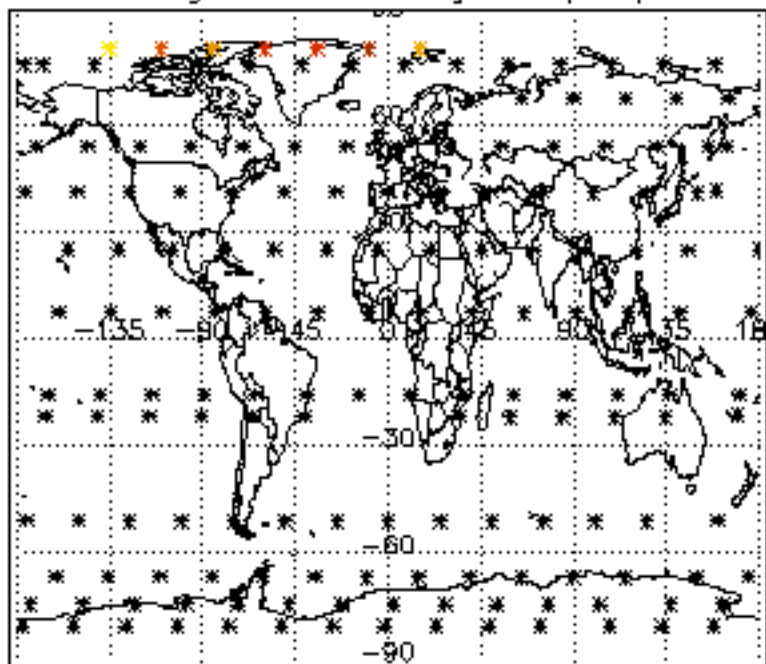
Percentage of star falling outside central band per profile



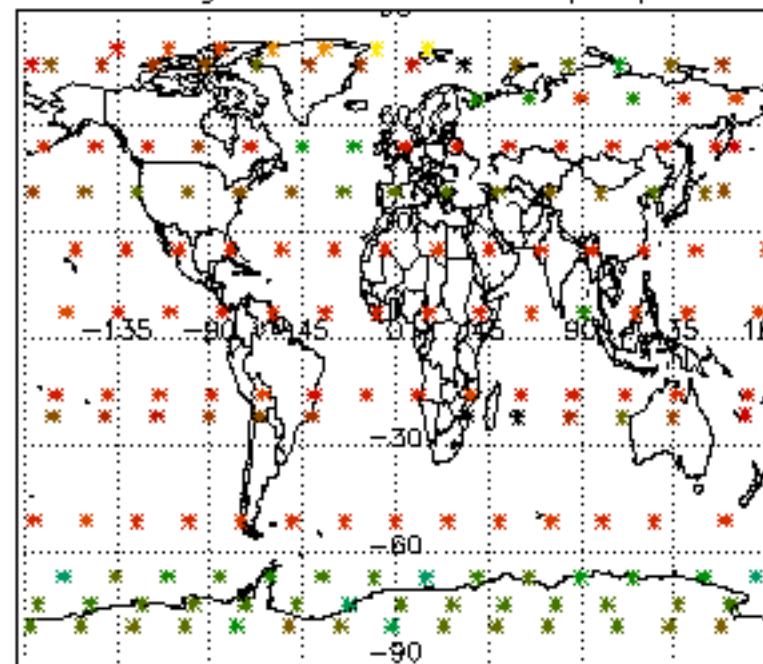
Percentage of saturation errors per profile



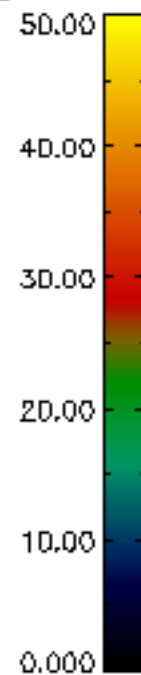
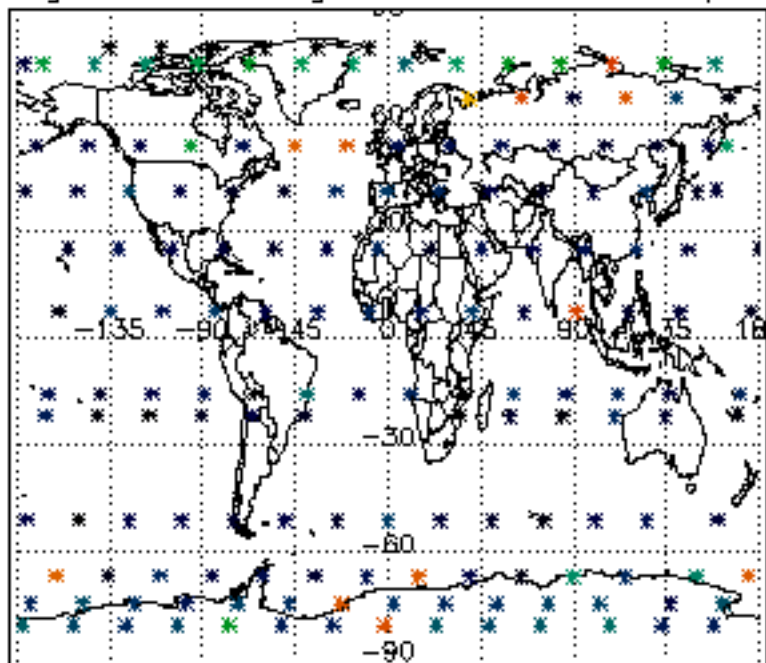
Percentage of cosmic ray hits per profile



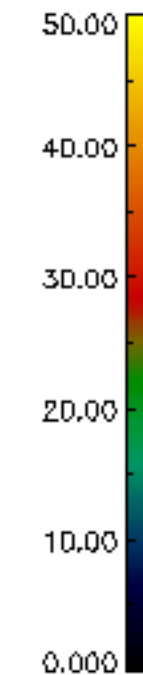
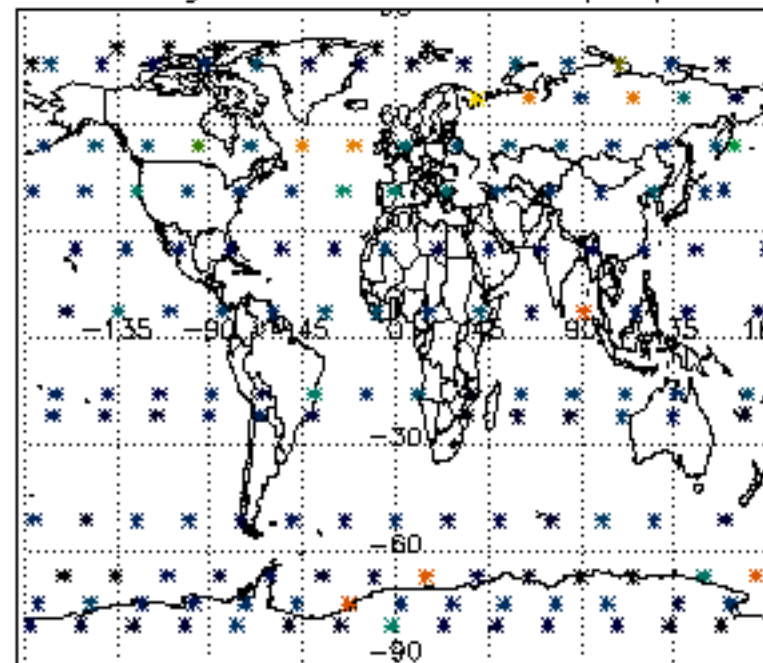
Percentage of datation errors per profile

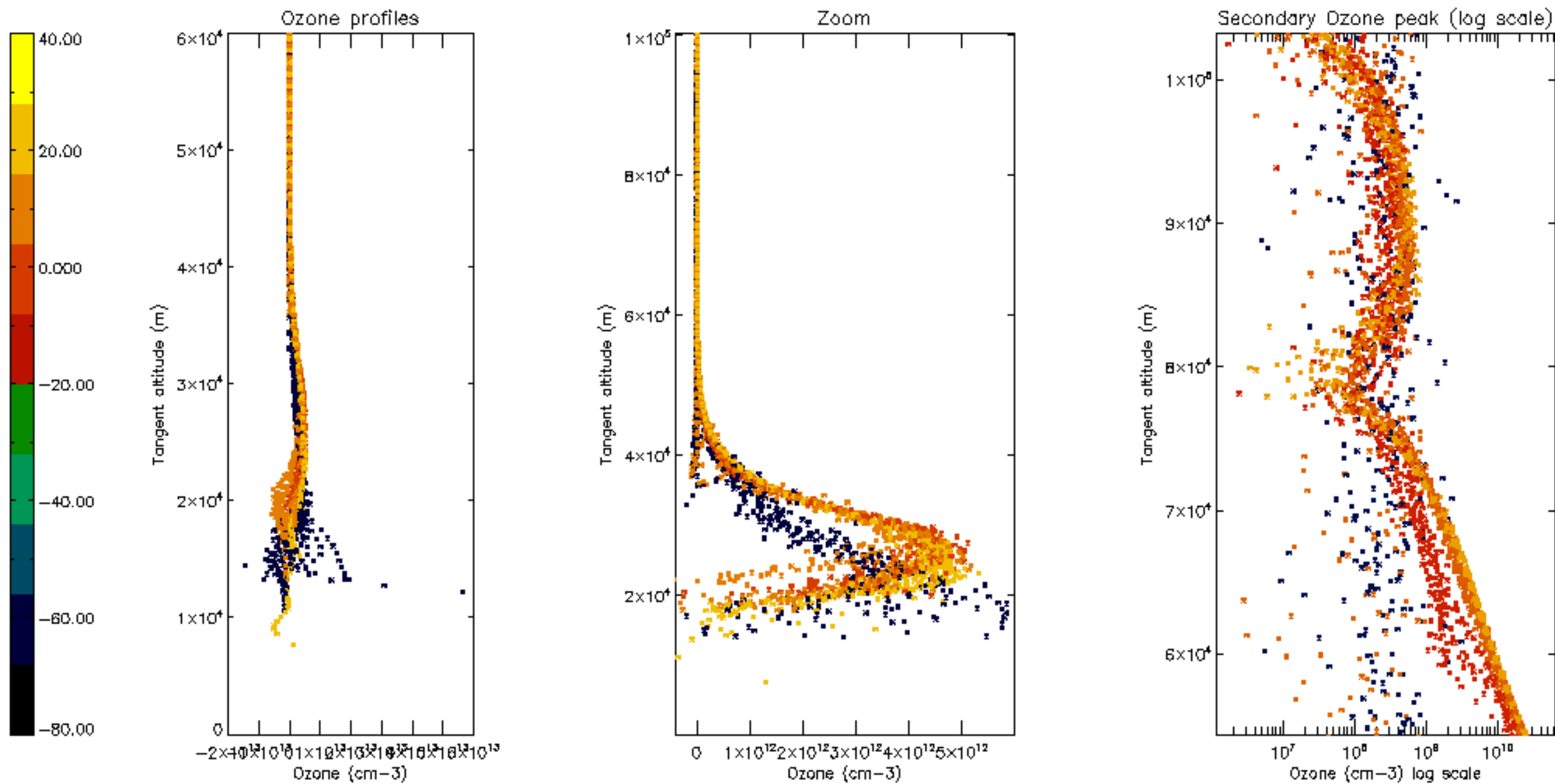


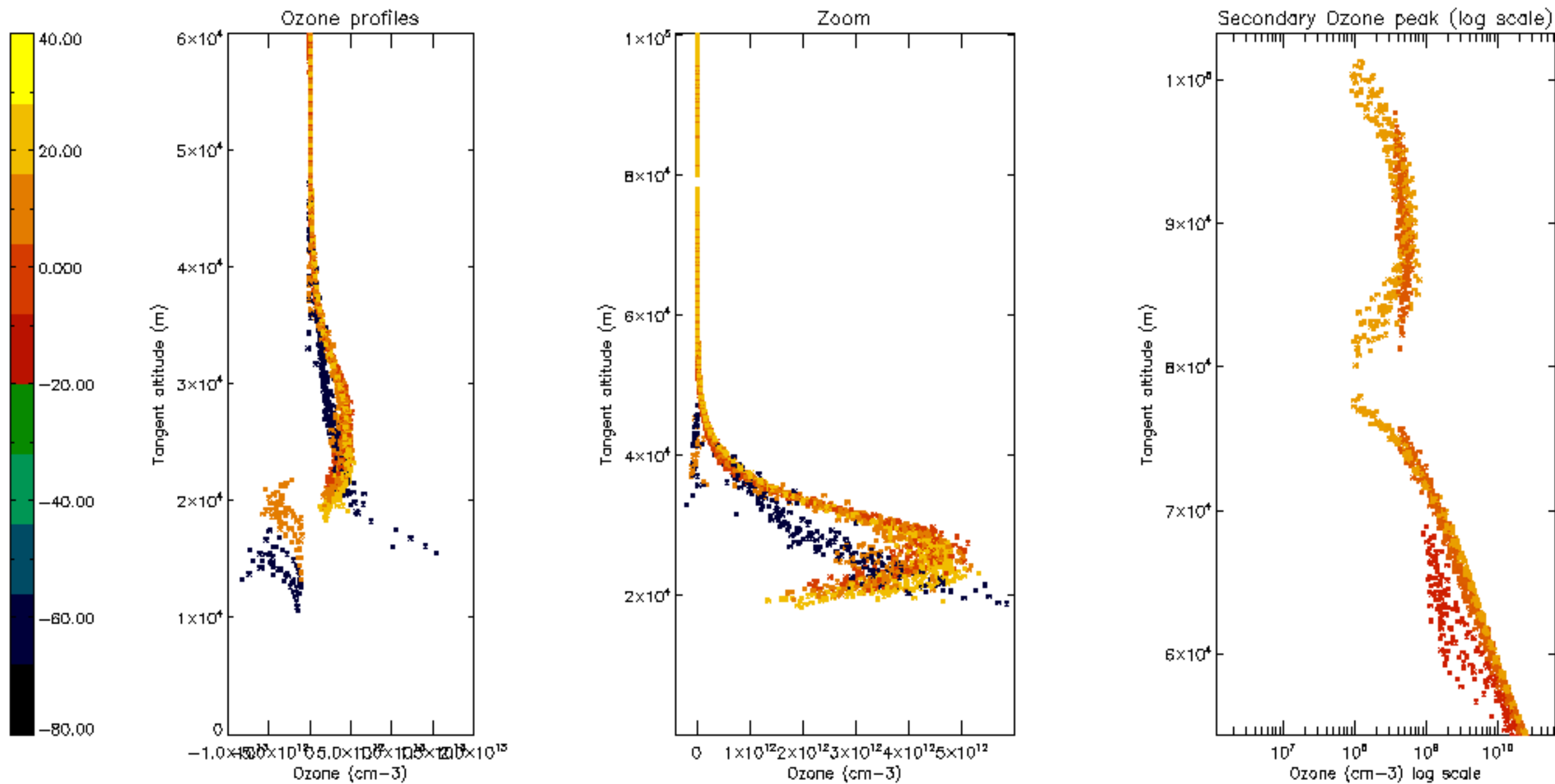
Percentage of star falling outside central band per profile

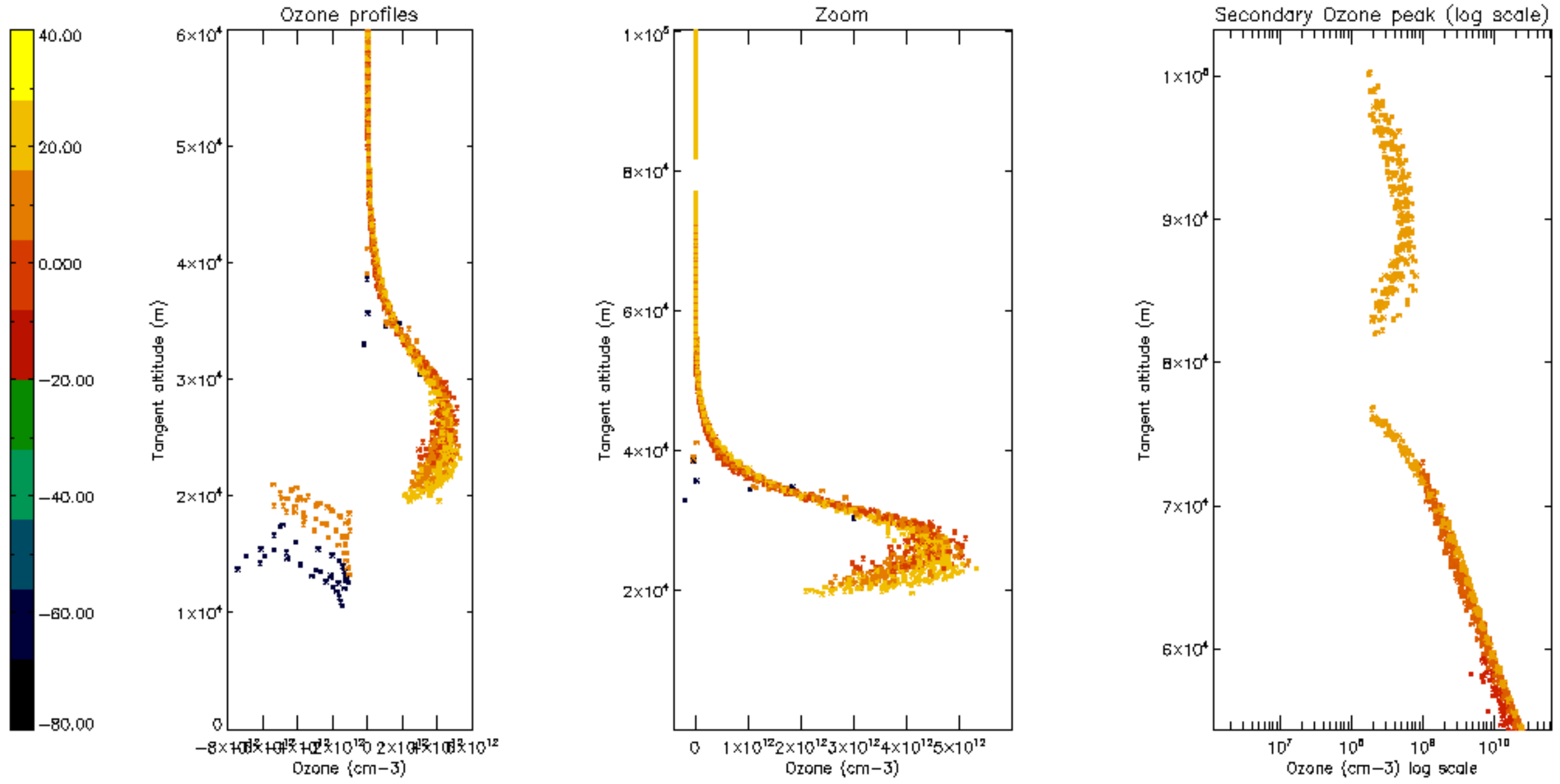


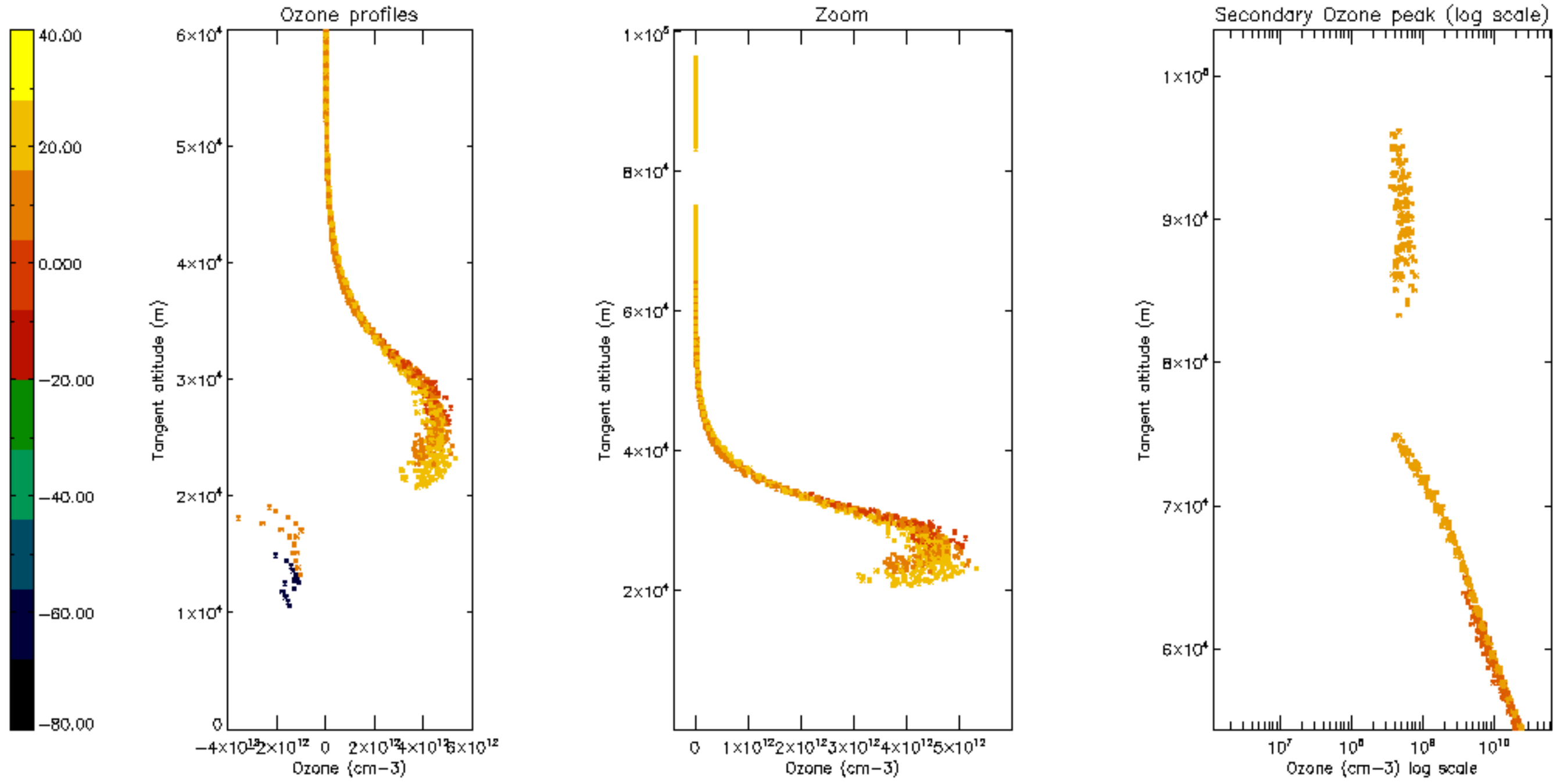
Percentage of saturation errors per profile

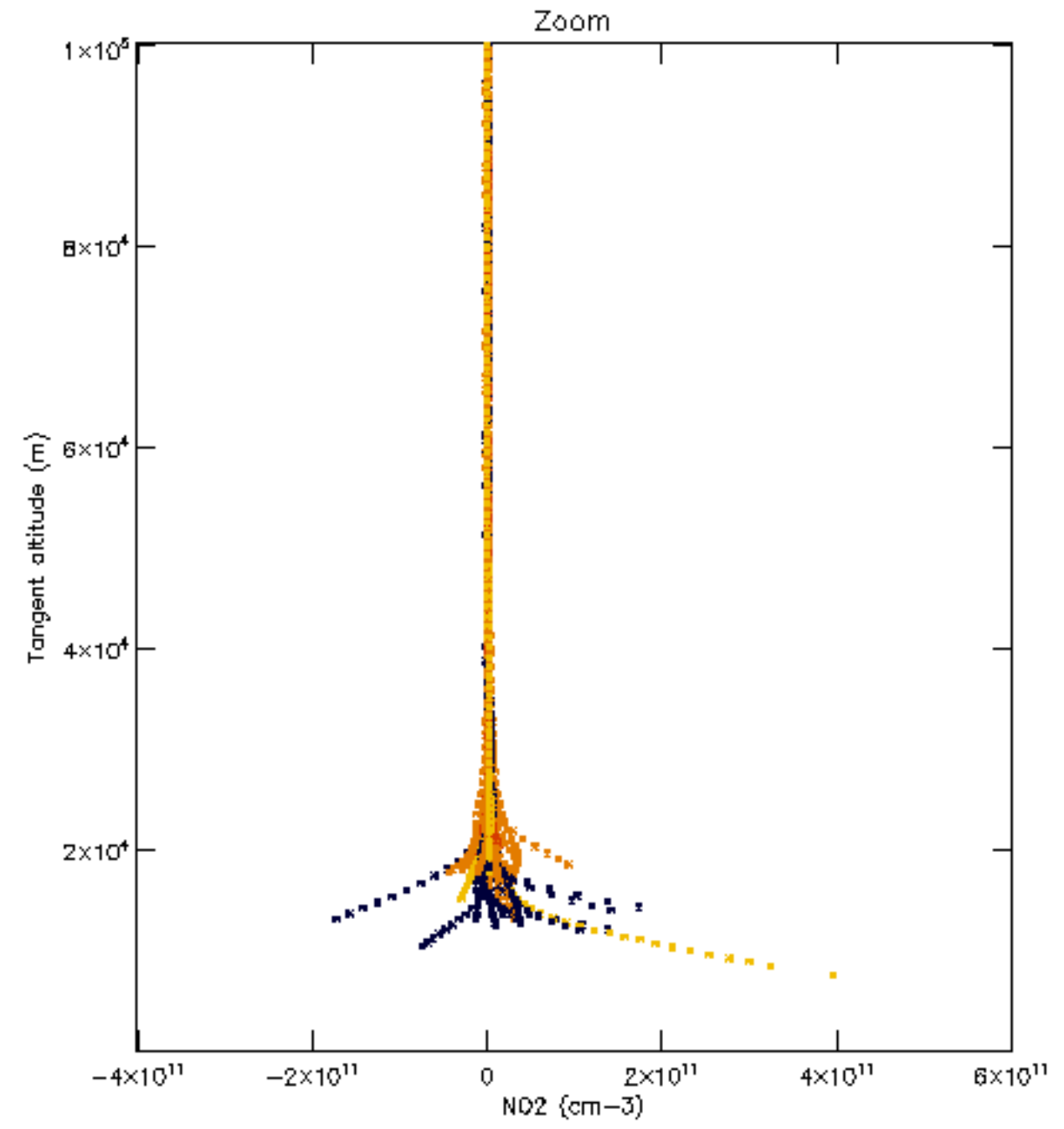
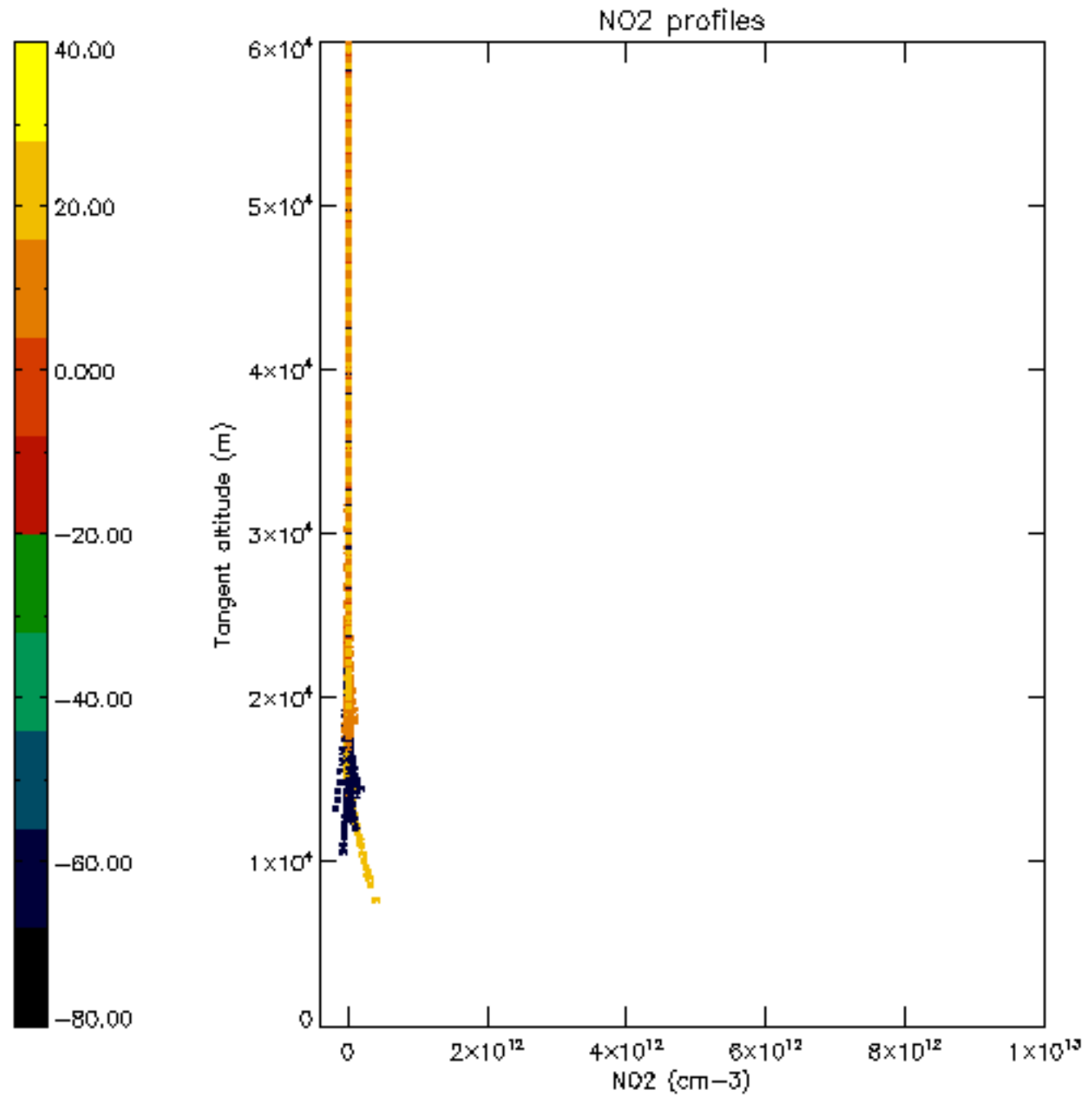


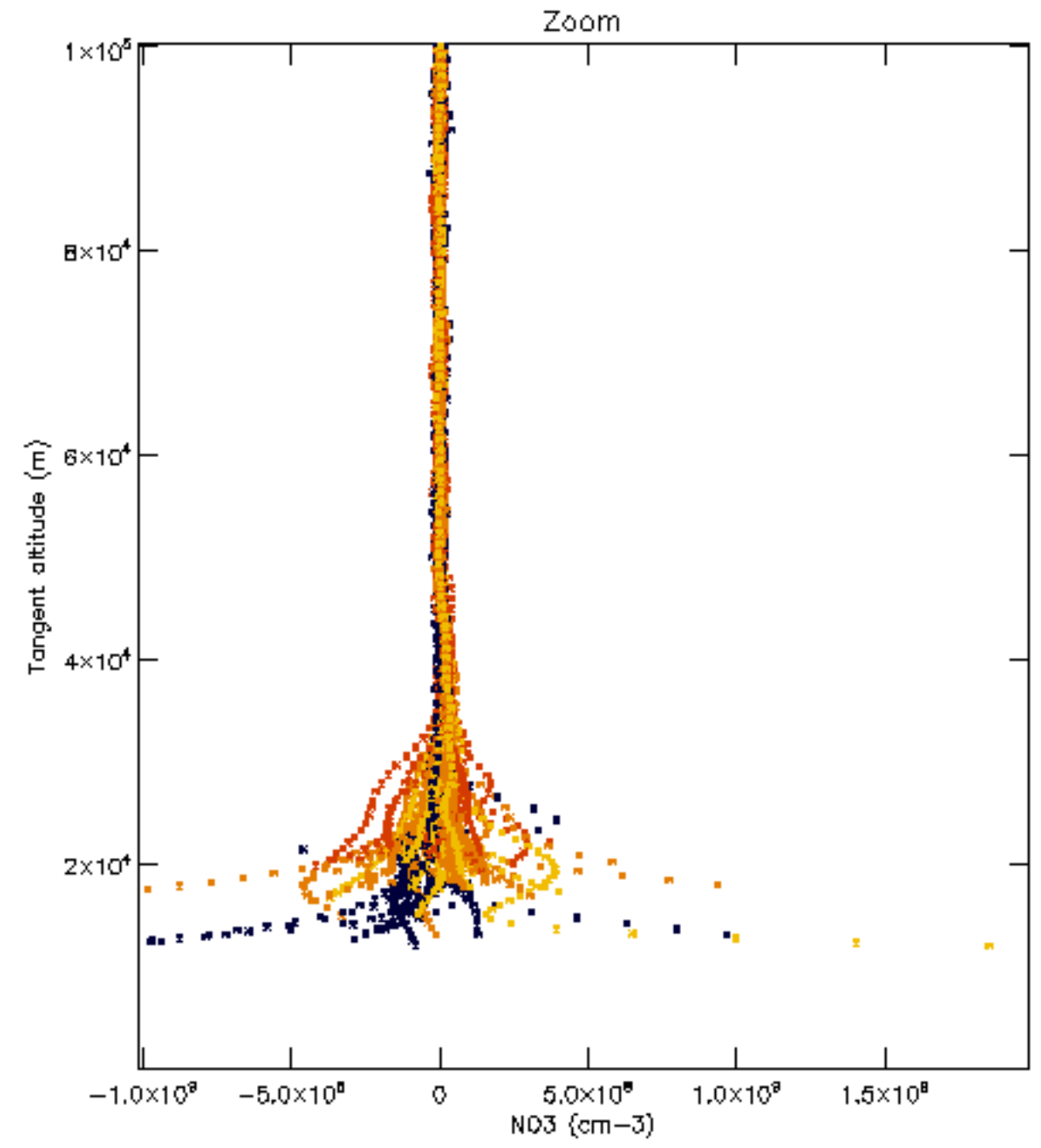
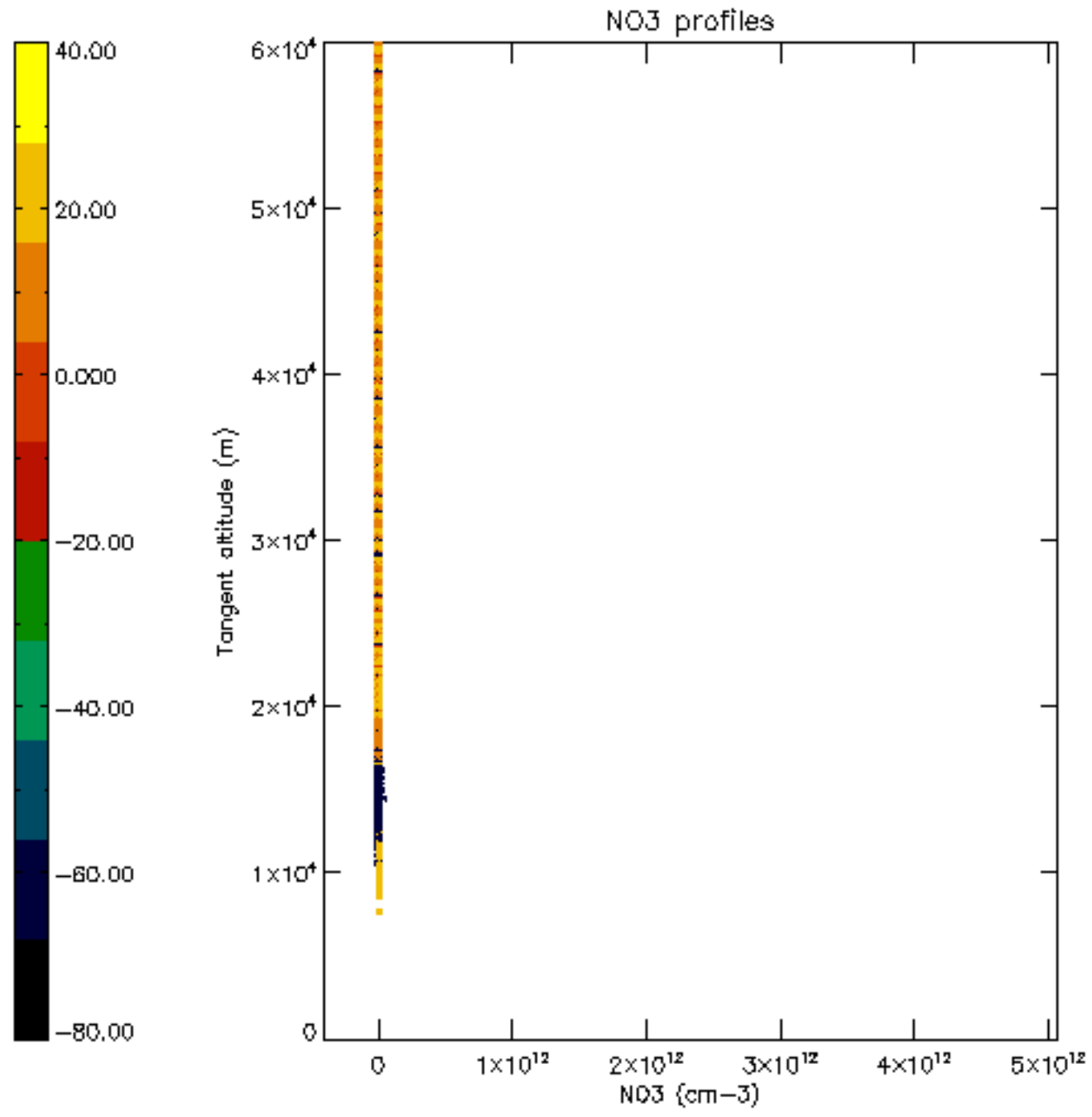


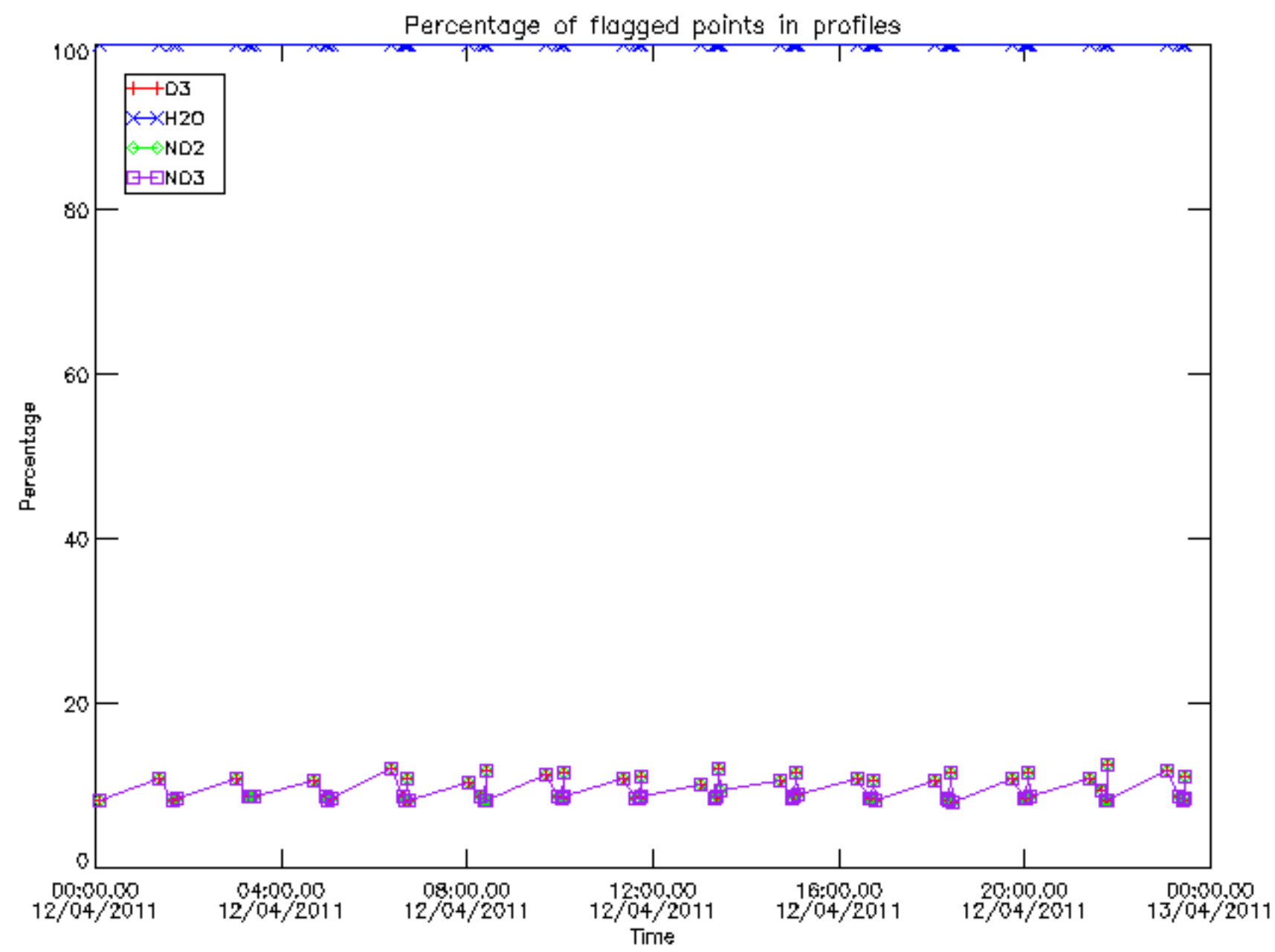




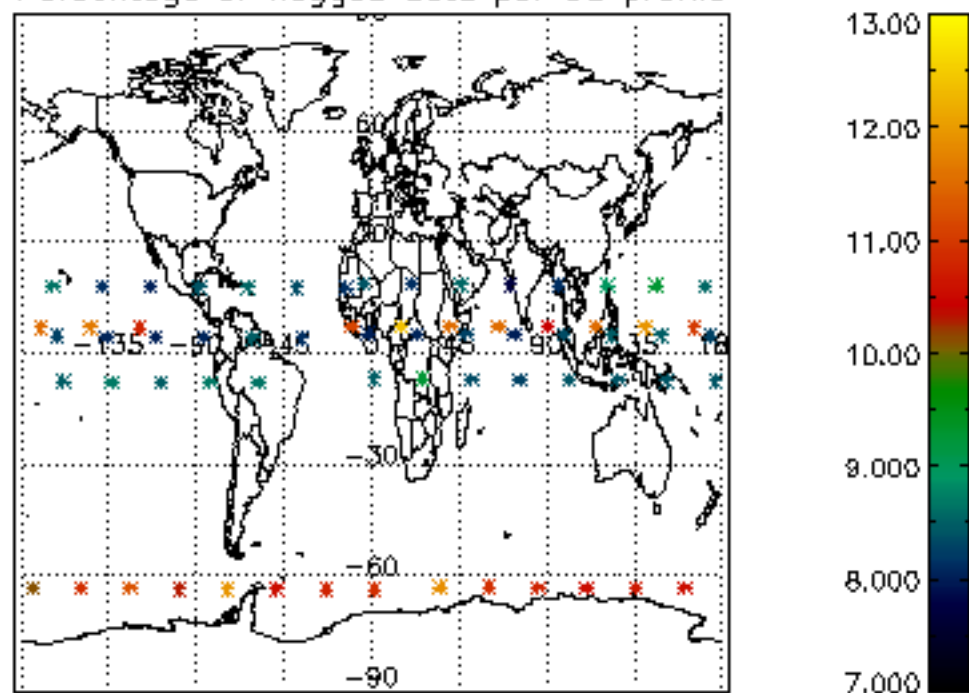




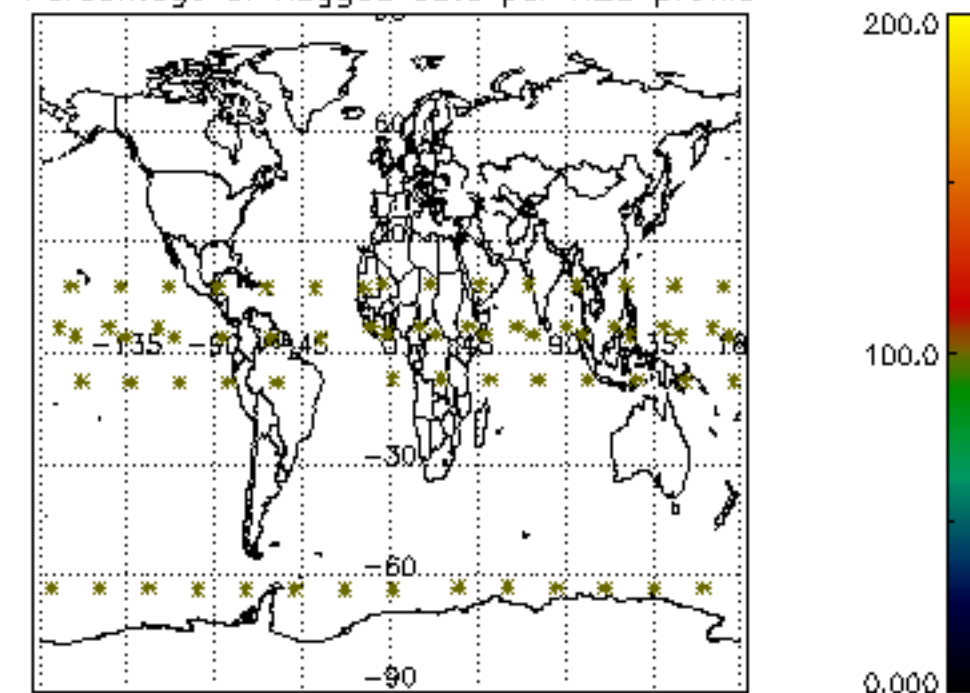




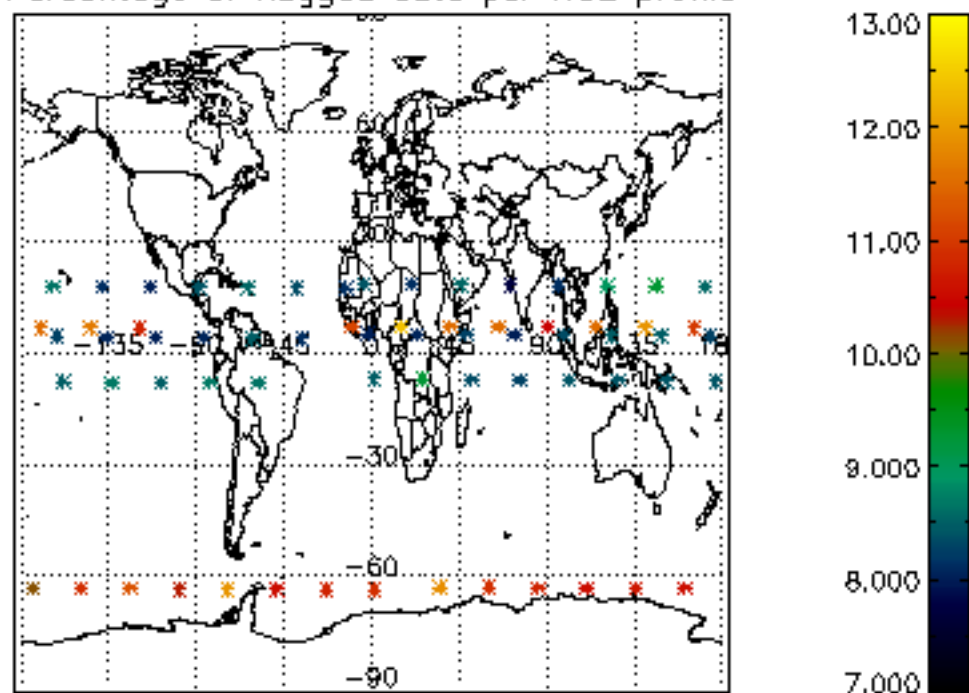
Percentage of flagged data per D3 profile



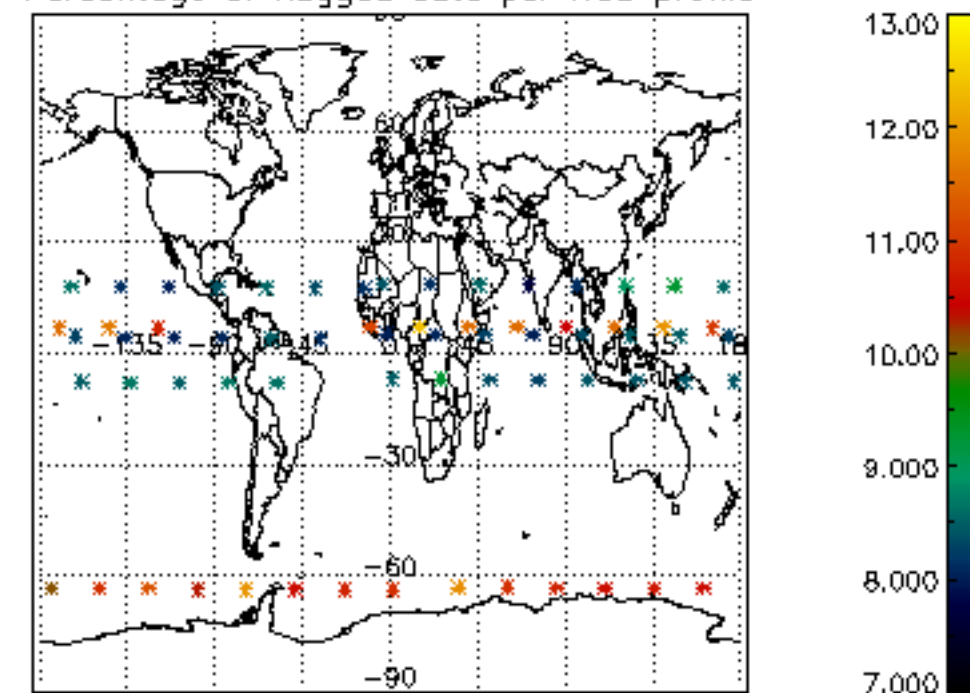
Percentage of flagged data per H2O profile

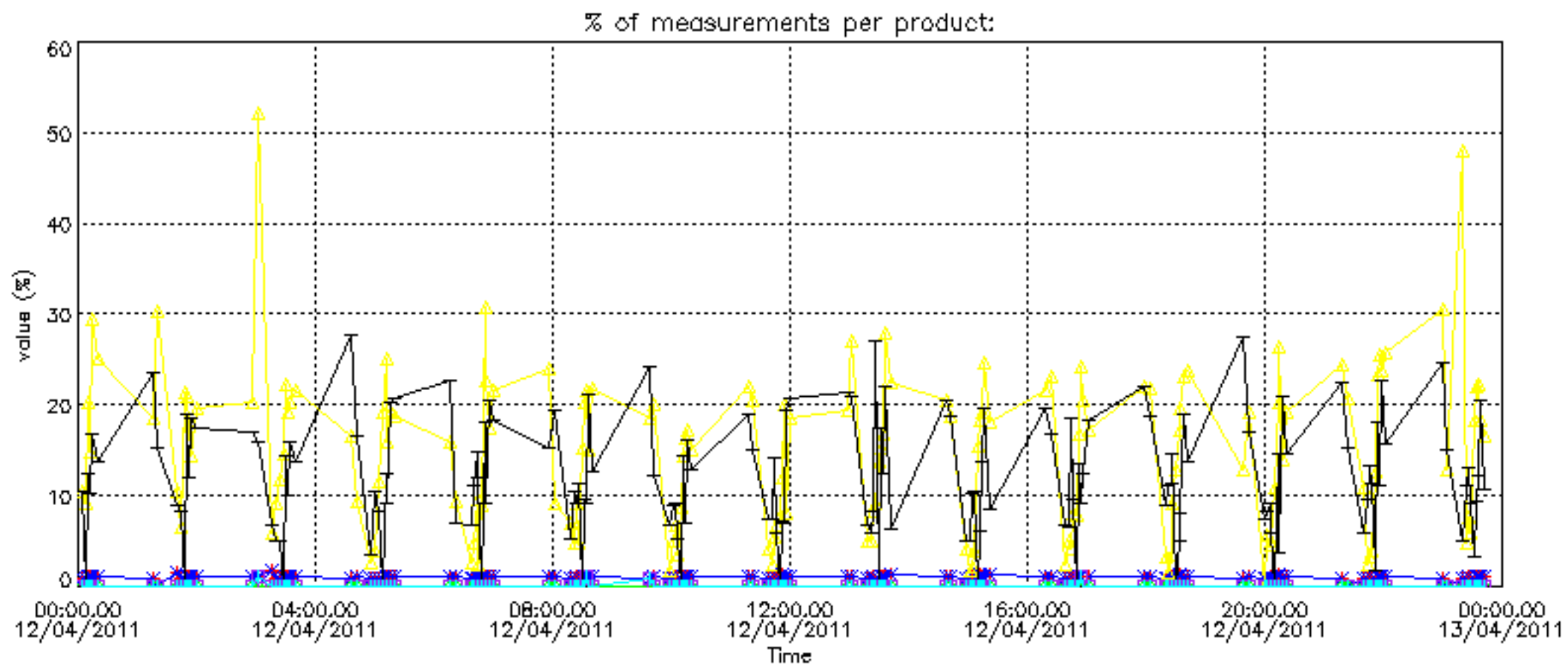


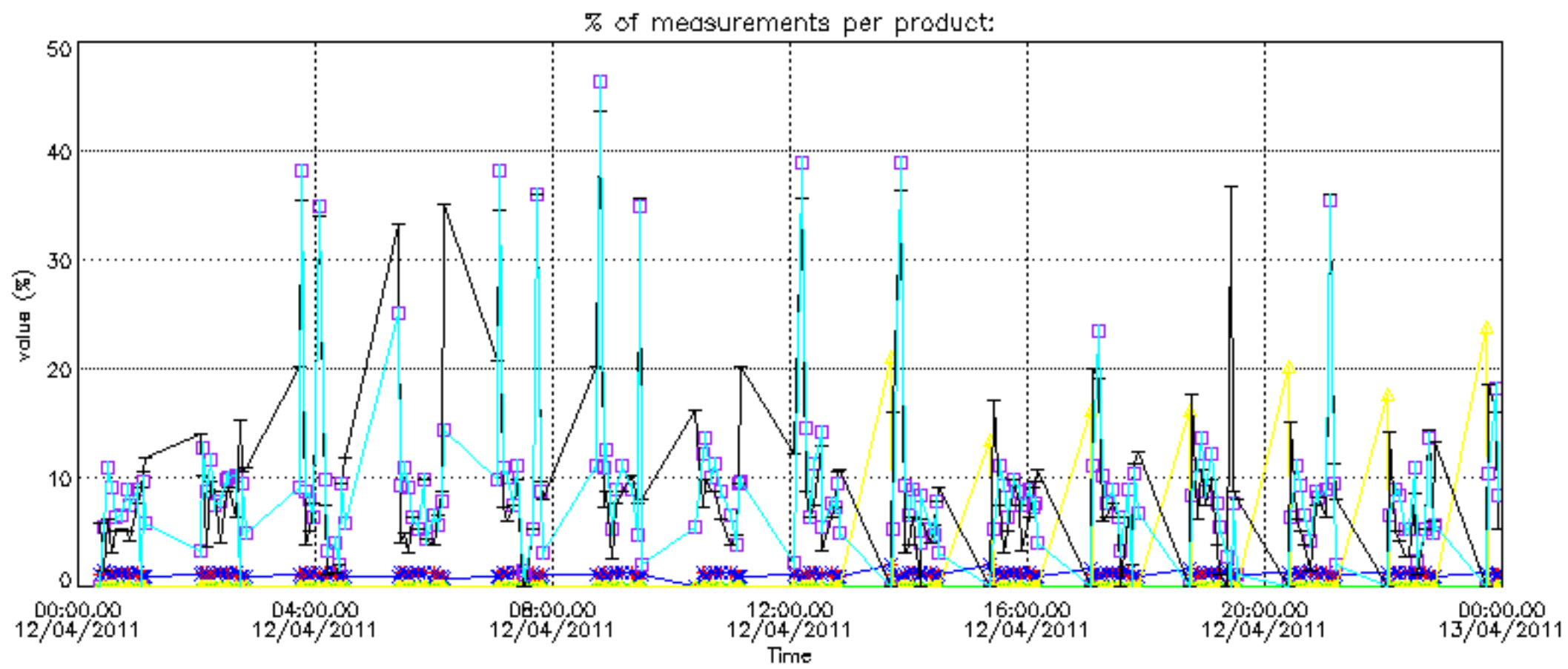
Percentage of flagged data per NO2 profile



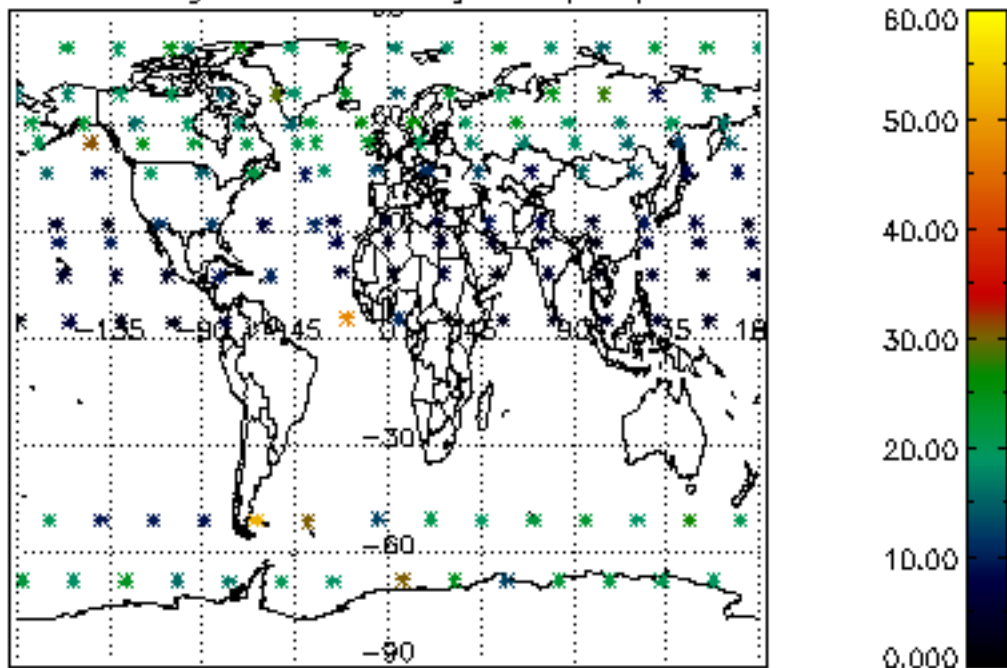
Percentage of flagged data per NO3 profile



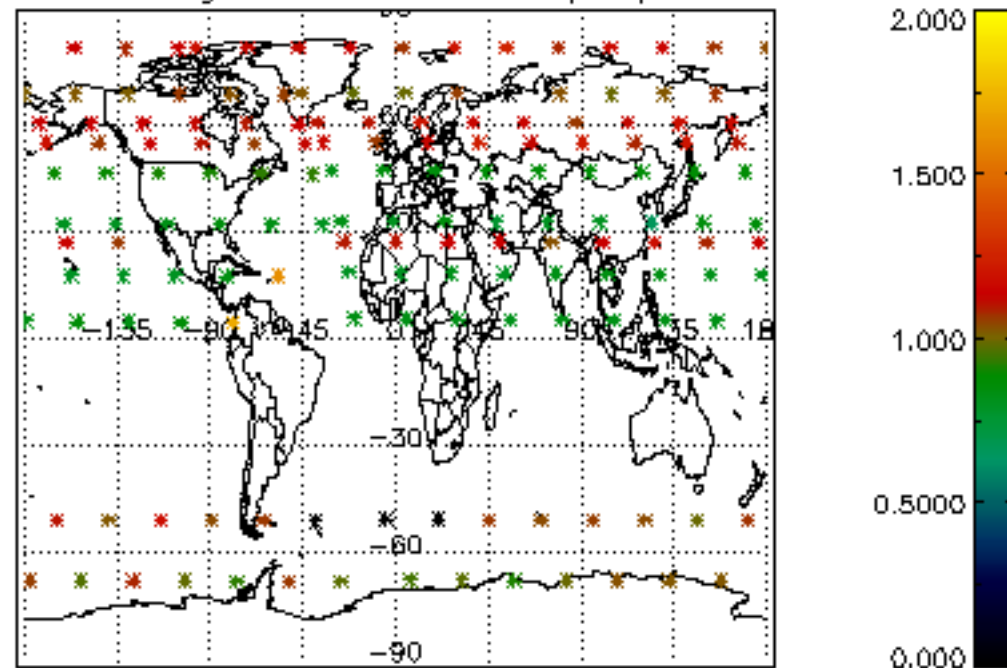




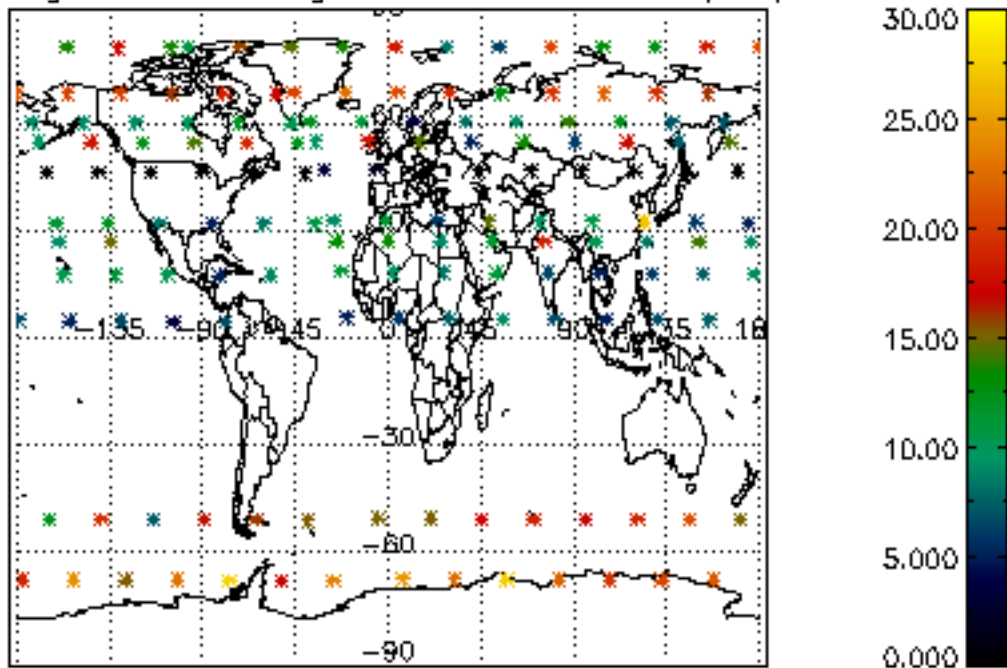
Percentage of cosmic ray hits per profile



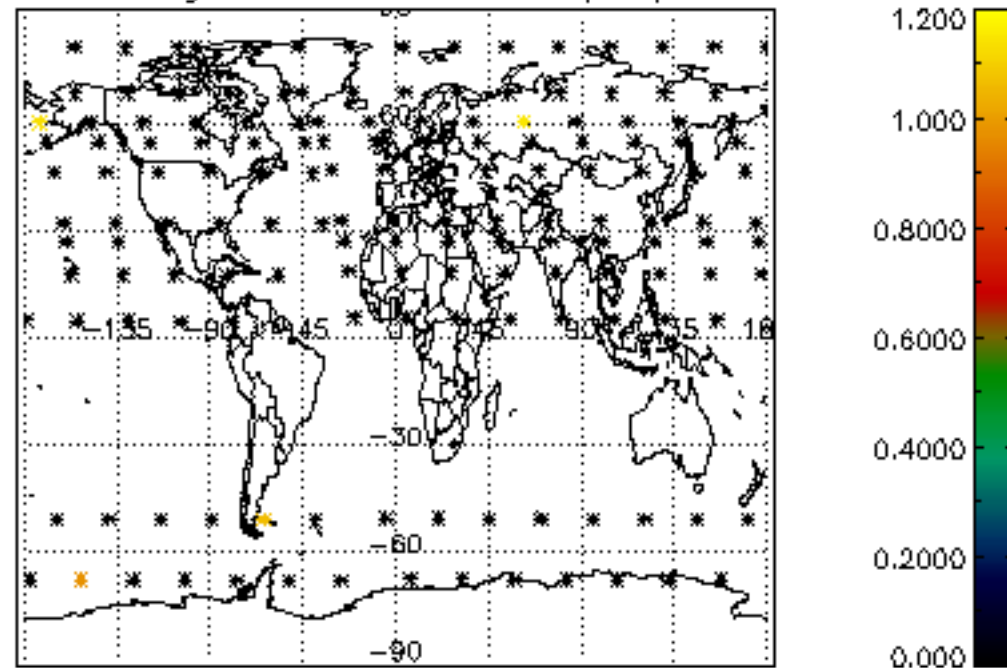
Percentage of datation errors per profile



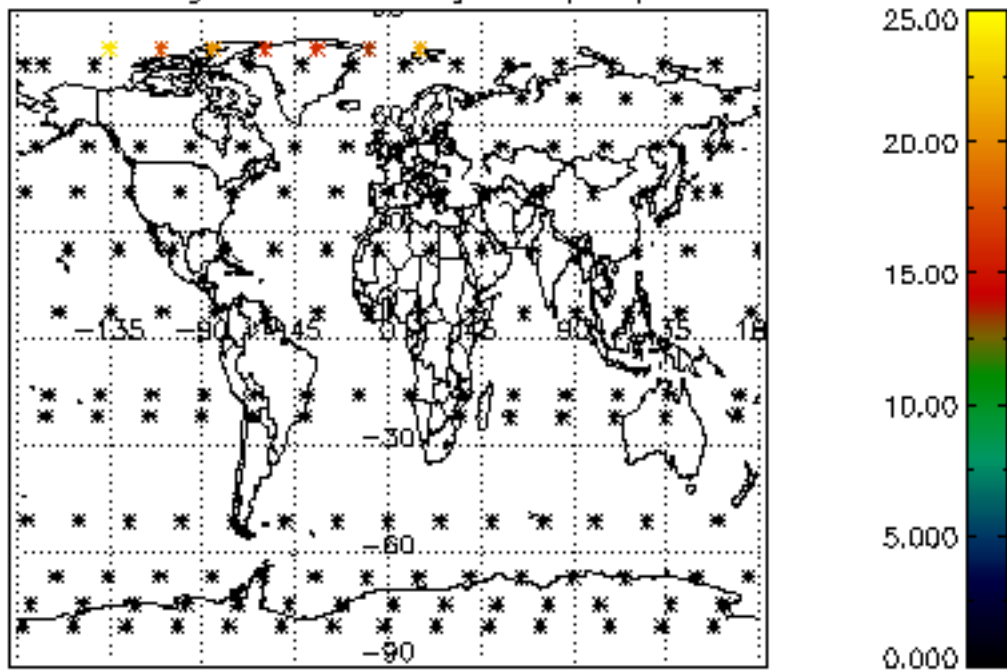
Percentage of star falling outside central band per profile



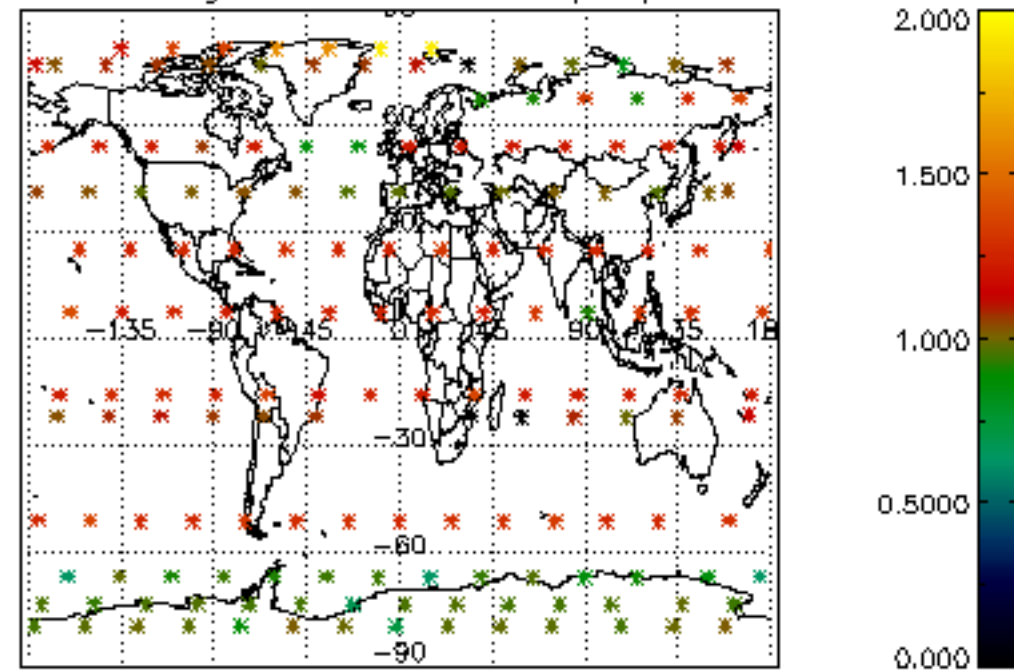
Percentage of saturation errors per profile



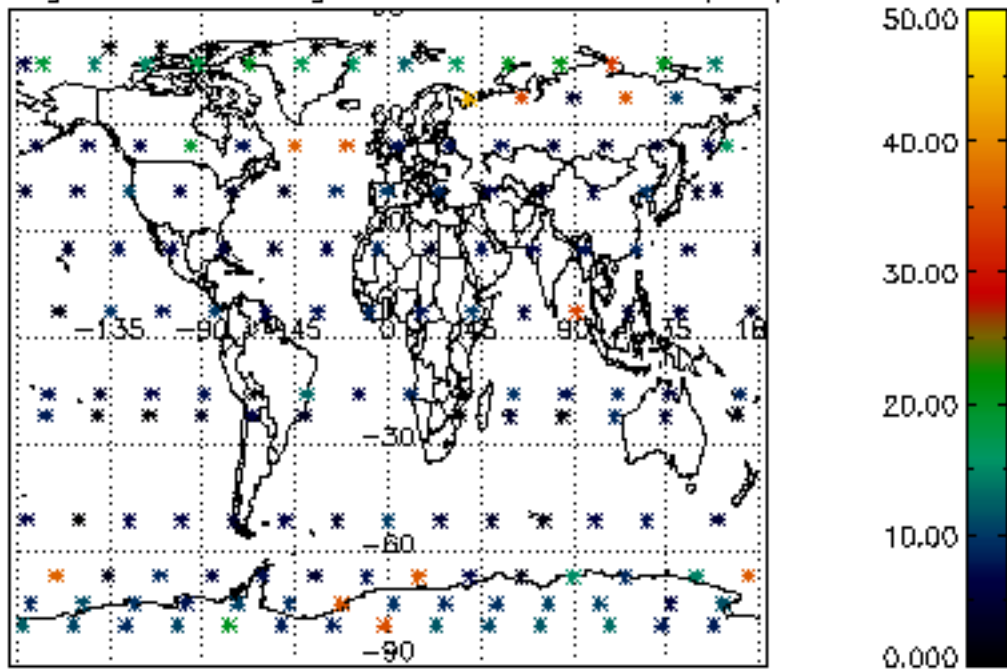
Percentage of cosmic ray hits per profile



Percentage of datation errors per profile



Percentage of star falling outside central band per profile



Percentage of saturation errors per profile

