

GOMOS Level 2 Daily Report

SUMMARY

[1. General Info](#)

[2. Summary of processed GOM_NL_2P products](#)

[3. Level 2 Quality information per product](#)

[3.1 Plot of level 2 quality information per product \(time dependant\)](#)

[3.2 Plot of level 2 quality information per product \(world map\)](#)

[4. Level 1 Quality information per product \(stored on level 2 products\)](#)

[4.1 Plot of level 1 quality information per product \(time dependant\)](#)

[4.1.1 Plot of level 1 quality information per product \(time dependant\): ASCENDING](#)

[4.1.2 Plot of level 1 quality information per product \(time dependant\): DESCENDING](#)

[4.2 Plot of level 1 quality information per product \(world map\)](#)

[4.2.1 Plot of level 1 quality information per product \(world map\): ASCENDING](#)

[4.2.2 Plot of level 1 quality information per product \(world map\): DESCENDING](#)

[5. Ozone profiles based on quality statistics and other trace gas profiles](#)

[5.1 Ozone statistics based on quality of products](#)

[5.2 Plot ozone profiles for all STD \(dark without errors\)](#)

[5.3 Plot ozone profiles where STD < 20% \(dark without errors\)](#)

[5.4. Plot ozone profiles where STD < 10% \(dark without errors\)](#)

[5.5. Plot ozone profiles where STD < 5% \(dark without errors\)](#)

[5.6 Plot NO2 profiles for all STD \(dark without errors\)](#)

[5.7 Plot NO3 profiles for all STD \(dark without errors\)](#)

[5.8 Plot H2O profiles \(only for occultations of stars 1,2,3,4,13,14,16,26,63 dark without errors\) for all STD](#)

[6. Auxiliary Data Files used for the production reported in section 2](#)

This report presents the daily analysis on parameters extracted from GOMOS level 2 data (GOM_NL__2P). It is intended to monitor some important parameters that will impact the quality of these products. A list of level 2 products (and content) that have arrived during the reporting day to the PCF is also given.

Item	Value
Time of report generation	24APR2013 12:15:53
Data source version	GOMOS/6.01
Start time of products	11-04-2011 (11APR2011 00:00:00)
Stop time of products	12-04-2011 (12APR2011 00:00:00)
Store outputs in DB	Yes
Nb of level 2 prods	322
Nb of prods with errors	0

2. Summary of processed GOM_NL__2P products.

Nr	Filename	UTC Start time	Limb	Duration	Star Id	Star Name	Star Mag	Star Temp	Nb Meas	Orbit	Prod. error
1	GOM_NL__2PRFIN20110411_000034_000000773101_00217_47645_1493.N1	11-APR-2011 00:00:34	Bright	77.000	144	18Del Cyg	2.8600	11000.	154	47645	No
2	GOM_NL__2PRFIN20110411_000254_000000513101_00217_47645_1494.N1	11-APR-2011 00:02:54	Bright	51.000	66	37Gam Cyg	2.2080	5900.0	102	47645	No
3	GOM_NL__2PRFIN20110411_000516_000000483101_00217_47645_1495.N1	11-APR-2011 00:05:16	Bright	48.000	92	53Eps Cyg	2.5000	4500.0	96	47645	No
4	GOM_NL__2PRFIN20110411_001221_000000483101_00217_47645_1496.N1	11-APR-2011 00:12:21	Twilight	47.500	61	8Eps Peg	2.1000	3900.0	95	47645	No
5	GOM_NL__2PRFIN20110411_001714_000000463101_00217_47645_1497.N1	11-APR-2011 00:17:14	Dark	45.500	154	22Bet Aqr	2.8990	5700.0	91	47645	No
6	GOM_NL__2PRFIN20110411_003303_000000343101_00218_47646_1487.N1	11-APR-2011 00:33:03	Dark	34.000	57	34Sig Sgr	2.0660	26000.	68	47646	No
7	GOM_NL__2PRFIN20110411_003613_000000603101_00218_47646_1488.N1	11-APR-2011 00:36:13	Dark	59.500	38	20Eps Sgr	1.8360	11000.	119	47646	No
8	GOM_NL__2PRFIN20110411_004019_000000623101_00218_47646_1489.N1	11-APR-2011 00:40:19	Dark	61.500	25	35Lam Sco	1.6200	28000.	123	47646	No
9	GOM_NL__2PRFIN20110411_004423_000000493101_00218_47646_1490.N1	11-APR-2011 00:44:23	Straylight	49.000	75	26Eps Sco	2.2910	4250.0	98	47646	No
10	GOM_NL__2PRFIN20110411_004659_000000433101_00218_47646_1491.N1	11-APR-2011 00:46:59	Straylight	42.500	78	Alp Lup	2.3040	28000.	85	47646	No
11	GOM_NL__2PRFIN20110411_004834_000000463101_00218_47646_1492.N1	11-APR-2011 00:48:34	Straylight	45.500	81	Eta Cen	2.3560	28000.	91	47646	No
12	GOM_NL__2PRFIN20110411_005102_000000523101_00218_47646_1493.N1	11-APR-2011 00:51:02	Straylight	51.500	54	5The Cen	2.0550	4500.0	103	47646	No
13	GOM_NL__2PRFIN20110411_005555_000000443101_00218_47646_1494.N1	11-APR-2011 00:55:55	Twilight	43.500	169	46Gam Hya	2.9910	4700.0	87	47646	No
14	GOM_NL__2PRFIN20110411_005941_000000493101_00218_47646_1495.N1	11-APR-2011 00:59:41	Bright	49.000	15	67Alp Vir	0.97600	28000.	98	47646	No
15	GOM_NL__2PRFIN20110411_010245_000000403101_00218_47646_1496.N1	11-APR-2011 01:02:45	Bright	39.500	121	29Gam Vir	2.7400	7200.0	79	47646	No
16	GOM_NL__2PRFIN20110411_010643_000000423101_00218_47646_1497.N1	11-APR-2011 01:06:43	Bright	41.500	138	47Eps Vir	2.8280	4700.0	83	47646	No
17	GOM_NL__2PRFIN20110411_011030_000000513101_00218_47646_1498.N1	11-APR-2011 01:10:30	Bright	50.500	111	8Eta Boo	2.6800	6000.0	101	47646	No
18	GOM_NL__2PRFIN20110411_011456_000000403101_00218_47646_1499.N1	11-APR-2011 01:14:56	Bright	39.500	152	12Alp2CVn	2.8900	11000.	79	47646	No
19	GOM_NL__2PRFIN20110411_011951_000000573101_00218_47646_1500.N1	11-APR-2011 01:19:51	Bright	57.000	32	77Eps UMa	1.7630	11000.	114	47646	No
20	GOM_NL__2PRFIN20110411_012616_000000413101_00218_47646_1501.N1	11-APR-2011 01:26:16	Bright	40.500	60	7Bet UMi	2.0810	3950.0	81	47646	No
21	GOM_NL__2PRFIN20110411_012805_000000453101_00218_47646_1502.N1	11-APR-2011 01:28:05	Bright	44.500	119	14Eta Dra	2.7270	4700.0	89	47646	No
22	GOM_NL__2PRFIN20110411_013611_000000393101_00218_47646_1503.N1	11-APR-2011 01:36:11	Bright	39.000	89	5Alp Cep	2.4510	8000.0	78	47646	No
23	GOM_NL__2PRFIN20110411_014048_000000523101_00218_47646_1504.N1	11-APR-2011 01:40:48	Bright	51.500	144	18Del Cyg	2.8600	11000.	103	47646	No
24	GOM_NL__2PRFIN20110411_014308_000000483101_00218_47646_1505.N1	11-APR-2011 01:43:08	Bright	47.500	66	37Gam Cyg	2.2080	5900.0	95	47646	No
25	GOM_NL__2PRFIN20110411_014530_000000503101_00218_47646_1506.N1	11-APR-2011 01:45:30	Bright	50.000	92	53Eps Cyg	2.5000	4500.0	100	47646	No
26	GOM_NL__2PRFIN20110411_015235_000000473101_00218_47646_1507.N1	11-APR-2011 01:52:35	Twilight	46.500	61	8Eps Peg	2.1000	3900.0	93	47646	No
27	GOM_NL__2PRFIN20110411_015729_000000473101_00218_47646_1508.N1	11-APR-2011 01:57:29	Dark	46.500	154	22Bet Aqr	2.8990	5700.0	93	47646	No
28	GOM_NL__2PRFIN20110411_021251_000000593101_00219_47647_1501.N1	11-APR-2011 02:12:51	Dark	58.500	103	38Zet Sgr	2.6000	9700.0	117	47647	No
29	GOM_NL__2PRFIN20110411_021629_000000603101_00219_47647_1502.N1	11-APR-2011 02:16:29	Dark	59.500	38	20Eps Sgr	1.8360	11000.	119	47647	No
30	GOM_NL__2PRFIN20110411_022034_000000663101_00219_47647_1503.N1	11-APR-2011 02:20:34	Dark	66.000	25	35Lam Sco	1.6200	28000.	132	47647	No
31	GOM_NL__2PRFIN20110411_022438_000000493101_00219_47647_1504.N1	11-APR-2011 02:24:38	Straylight	49.000	75	26Eps Sco	2.2910	4250.0	98	47647	No
32	GOM_NL__2PRFIN20110411_022713_000000463101_00219_47647_1505.N1	11-APR-2011 02:27:13	Straylight	45.500	78	Alp Lup	2.3040	28000.	91	47647	No
33	GOM_NL__2PRFIN20110411_022849_000000463101_00219_47647_1506.N1	11-APR-2011 02:28:49	Straylight	45.500	81	Eta Cen	2.3560	28000.	91	47647	No
34	GOM_NL__2PRFIN20110411_023116_000000513101_00219_47647_1507.N1	11-APR-2011 02:31:16	Straylight	51.000	54	5The Cen	2.0550	4500.0	102	47647	No
35	GOM_NL__2PRFIN20110411_023609_000000493101_00219_47647_1508.N1	11-APR-2011 02:36:09	Twilight	48.500	169	46Gam Hya	2.9910	4700.0	97	47647	No
36	GOM_NL__2PRFIN20110411_023955_000000483101_00219_47647_1509.N1	11-APR-2011 02:39:55	Bright	47.500	15	67Alp Vir	0.97600	28000.	95	47647	No
37	GOM_NL__2PRFIN20110411_024259_000000393101_00219_47647_1510.N1	11-APR-2011 02:42:59	Bright	39.000	121	29Gam Vir	2.7400	7200.0	78	47647	No
38	GOM_NL__2PRFIN20110411_024656_000000423101_00219_47647_1511.N1	11-APR-2011 02:46:56	Bright	41.500	138	47Eps Vir	2.8280	4700.0	83	47647	No
39	GOM_NL__2PRFIN20110411_025043_000000523101_00219_47647_1512.N1	11-APR-2011 02:50:43	Bright	51.500	111	8Eta Boo	2.6800	6000.0	103	47647	No
40	GOM_NL__2PRFIN20110411_025509_000000393101_00219_47647_1513.N1	11-APR-2011 02:55:09	Bright	38.500	152	12Alp2CVn	2.8900	11000.	77	47647	No
41	GOM_NL__2PRFIN20110411_030005_000000573101_00219_47647_1514.N1	11-APR-2011 03:00:05	Bright	57.000	32	77Eps UMa	1.7630	11000.	114	47647	No
42	GOM_NL__2PRFIN20110411_030629_000000423101_00219_47647_1515.N1	11-APR-2011 03:06:29	Bright	41.500	60	7Bet UMi	2.0810	3950.0	83	47647	No

43	GOM_NL__2PRFIN20110411_030819_000000493101_00219_47647_1516.N1	11-APR-2011 03:08:19	Bright	48.500	119	14Eta Dra	2.7270	4700.0	97	47647	No
44	GOM_NL__2PRFIN20110411_031625_000000403101_00219_47647_1517.N1	11-APR-2011 03:16:25	Bright	39.500	89	5Alp Cep	2.4510	8000.0	79	47647	No
45	GOM_NL__2PRFIN20110411_032102_000000533101_00219_47647_1518.N1	11-APR-2011 03:21:02	Bright	52.500	144	18Del Cyg	2.8600	11000.	105	47647	No
46	GOM_NL__2PRFIN20110411_032322_000000523101_00219_47647_1519.N1	11-APR-2011 03:23:22	Bright	52.000	66	37Gam Cyg	2.2080	5900.0	104	47647	No
47	GOM_NL__2PRFIN20110411_032544_000000523101_00219_47647_1520.N1	11-APR-2011 03:25:44	Bright	52.000	92	53Eps Cyg	2.5000	4500.0	104	47647	No
48	GOM_NL__2PRFIN20110411_033249_000000503101_00219_47647_1521.N1	11-APR-2011 03:32:49	Twilight	49.500	61	8Eps Peg	2.1000	3900.0	99	47647	No
49	GOM_NL__2PRFIN20110411_033743_000000483101_00219_47647_1522.N1	11-APR-2011 03:37:43	Dark	48.000	154	22Bet Aqr	2.8990	5700.0	96	47647	No
50	GOM_NL__2PRFIN20110411_035307_000000603101_00220_47648_1511.N1	11-APR-2011 03:53:07	Dark	59.500	103	38Zet Sgr	2.6000	9700.0	119	47648	No
51	GOM_NL__2PRFIN20110411_035645_000000613101_00220_47648_1512.N1	11-APR-2011 03:56:45	Dark	60.500	38	20Eps Sgr	1.8360	11000.	121	47648	No
52	GOM_NL__2PRFIN20110411_040050_000000613101_00220_47648_1513.N1	11-APR-2011 04:00:50	Dark	60.500	25	35Lam Sco	1.6200	28000.	121	47648	No
53	GOM_NL__2PRFIN20110411_040453_000000503101_00220_47648_1514.N1	11-APR-2011 04:04:53	Straylight	50.000	75	26Eps Sco	2.2910	4250.0	100	47648	No
54	GOM_NL__2PRFIN20110411_040728_000000423101_00220_47648_1515.N1	11-APR-2011 04:07:28	Straylight	42.000	78	Alp Lup	2.3040	28000.	84	47648	No
55	GOM_NL__2PRFIN20110411_040903_000000423101_00220_47648_1516.N1	11-APR-2011 04:09:03	Straylight	42.000	81	Eta Cen	2.3560	28000.	84	47648	No
56	GOM_NL__2PRFIN20110411_041130_000000473101_00220_47648_1517.N1	11-APR-2011 04:11:30	Straylight	46.500	54	5The Cen	2.0550	4500.0	93	47648	No
57	GOM_NL__2PRFIN20110411_041623_000000453101_00220_47648_1518.N1	11-APR-2011 04:16:23	Twilight_and_stray	44.500	169	46Gam Hya	2.9910	4700.0	89	47648	No
58	GOM_NL__2PRFIN20110411_042009_000000473101_00220_47648_1519.N1	11-APR-2011 04:20:09	Bright	46.500	15	67Alp Vir	0.97600	28000.	93	47648	No
59	GOM_NL__2PRFIN20110411_042314_000000393101_00220_47648_1520.N1	11-APR-2011 04:23:14	Bright	39.000	121	29Gam Vir	2.7400	7200.0	78	47648	No
60	GOM_NL__2PRFIN20110411_042710_000000413101_00220_47648_1521.N1	11-APR-2011 04:27:10	Bright	40.500	138	47Eps Vir	2.8280	4700.0	81	47648	No
61	GOM_NL__2PRFIN20110411_043056_000000513101_00220_47648_1522.N1	11-APR-2011 04:30:56	Bright	51.000	111	8Eta Boo	2.6800	6000.0	102	47648	No
62	GOM_NL__2PRFIN20110411_043523_000000403101_00220_47648_1523.N1	11-APR-2011 04:35:23	Bright	39.500	152	12Alp2CVn	2.8900	11000.	79	47648	No
63	GOM_NL__2PRFIN20110411_044018_000000383101_00220_47648_1524.N1	11-APR-2011 04:40:18	Bright	37.500	32	77Eps UMa	1.7630	11000.	75	47648	No
64	GOM_NL__2PRFIN20110411_044643_000000413101_00220_47648_1525.N1	11-APR-2011 04:46:43	Bright	40.500	60	7Bet UMi	2.0810	3950.0	81	47648	No
65	GOM_NL__2PRFIN20110411_044832_000000473101_00220_47648_1526.N1	11-APR-2011 04:48:32	Bright	47.000	119	14Eta Dra	2.7270	4700.0	94	47648	No
66	GOM_NL__2PRFIN20110411_045639_000000373101_00220_47648_1527.N1	11-APR-2011 04:56:39	Bright	36.500	89	5Alp Cep	2.4510	8000.0	73	47648	No
67	GOM_NL__2PRFIN20110411_050116_000000573101_00220_47648_1528.N1	11-APR-2011 05:01:16	Bright	56.500	144	18Del Cyg	2.8600	11000.	113	47648	No
68	GOM_NL__2PRFIN20110411_050336_000000513101_00220_47648_1529.N1	11-APR-2011 05:03:36	Bright	51.000	66	37Gam Cyg	2.2080	5900.0	102	47648	No
69	GOM_NL__2PRFIN20110411_050558_000000513101_00220_47648_1530.N1	11-APR-2011 05:05:58	Bright	50.500	92	53Eps Cyg	2.5000	4500.0	101	47648	No
70	GOM_NL__2PRFIN20110411_051304_000000493101_00220_47648_1531.N1	11-APR-2011 05:13:04	Twilight	49.000	61	8Eps Peg	2.1000	3900.0	98	47648	No
71	GOM_NL__2PRFIN20110411_051758_000000513101_00220_47648_1532.N1	11-APR-2011 05:17:58	Dark	50.500	154	22Bet Aqr	2.8990	5700.0	101	47648	No
72	GOM_NL__2PRFIN20110411_053322_000000593101_00221_47649_1522.N1	11-APR-2011 05:33:22	Dark	59.000	103	38Zet Sgr	2.6000	9700.0	118	47649	No
73	GOM_NL__2PRFIN20110411_053700_000000633101_00221_47649_1523.N1	11-APR-2011 05:37:00	Dark	62.500	38	20Eps Sgr	1.8360	11000.	125	47649	No
74	GOM_NL__2PRFIN20110411_054106_000000643101_00221_47649_1524.N1	11-APR-2011 05:41:06	Dark	63.500	25	35Lam Sco	1.6200	28000.	127	47649	No
75	GOM_NL__2PRFIN20110411_054509_000000503101_00221_47649_1525.N1	11-APR-2011 05:45:09	Straylight	50.000	75	26Eps Sco	2.2910	4250.0	100	47649	No
76	GOM_NL__2PRFIN20110411_054742_000000443101_00221_47649_1526.N1	11-APR-2011 05:47:42	Straylight	43.500	78	Alp Lup	2.3040	28000.	87	47649	No
77	GOM_NL__2PRFIN20110411_054918_000000453101_00221_47649_1527.N1	11-APR-2011 05:49:18	Straylight	44.500	81	Eta Cen	2.3560	28000.	89	47649	No
78	GOM_NL__2PRFIN20110411_055145_000000503101_00221_47649_1528.N1	11-APR-2011 05:51:45	Straylight	49.500	54	5The Cen	2.0550	4500.0	99	47649	No
79	GOM_NL__2PRFIN20110411_055638_000000453101_00221_47649_1529.N1	11-APR-2011 05:56:38	Twilight_and_stray	45.000	169	46Gam Hya	2.9910	4700.0	90	47649	No
80	GOM_NL__2PRFIN20110411_060023_000000513101_00221_47649_1530.N1	11-APR-2011 06:00:23	Bright	51.000	15	67Alp Vir	0.97600	28000.	102	47649	No
81	GOM_NL__2PRFIN20110411_060328_000000393101_00221_47649_1531.N1	11-APR-2011 06:03:28	Bright	39.000	121	29Gam Vir	2.7400	7200.0	78	47649	No
82	GOM_NL__2PRFIN20110411_060724_000000423101_00221_47649_1532.N1	11-APR-2011 06:07:24	Bright	42.000	138	47Eps Vir	2.8280	4700.0	84	47649	No
83	GOM_NL__2PRFIN20110411_061110_000000503101_00221_47649_1533.N1	11-APR-2011 06:11:10	Bright	50.000	111	8Eta Boo	2.6800	6000.0	100	47649	No
84	GOM_NL__2PRFIN20110411_061537_000000383101_00221_47649_1534.N1	11-APR-2011 06:15:37	Bright	37.500	152	12Alp2CVn	2.8900	11000.	75	47649	No
85	GOM_NL__2PRFIN20110411_062032_000000403101_00221_47649_1535.N1	11-APR-2011 06:20:32	Bright	39.500	32	77Eps UMa	1.7630	11000.	79	47649	No
86	GOM_NL__2PRFIN20110411_062657_000000413101_00221_47649_1536.N1	11-APR-2011 06:26:57	Bright	40.500	60	7Bet UMi	2.0810	3950.0	81	47649	No
87	GOM_NL__2PRFIN20110411_062845_000000473101_00221_47649_1537.N1	11-APR-2011 06:28:45	Bright	47.000	119	14Eta Dra	2.7270	4700.0	94	47649	No
88	GOM_NL__2PRFIN20110411_063653_000000393101_00221_47649_1538.N1	11-APR-2011 06:36:53	Bright	38.500	89	5Alp Cep	2.4510	8000.0	77	47649	No
89	GOM_NL__2PRFIN20110411_064129_000000533101_00221_47649_1539.N1	11-APR-2011 06:41:29	Bright	52.500	144	18Del Cyg	2.8600	11000.	105	47649	No
90	GOM_NL__2PRFIN20110411_064350_000000723101_00221_47649_1540.N1	11-APR-2011 06:43:50	Bright	72.000	66	37Gam Cyg	2.2080	5900.0	144	47649	No
91	GOM_NL__2PRFIN20110411_064612_000000563101_00221_47649_1541.N1	11-APR-2011 06:46:12	Bright	55.500	92	53Eps Cyg	2.5000	4500.0	111	47649	No
92	GOM_NL__2PRFIN20110411_065319_000000513101_00221_47649_1542.N1	11-APR-2011 06:53:19	Twilight	51.000	61	8Eps Peg	2.1000	3900.0	102	47649	No
93	GOM_NL__2PRFIN20110411_065813_000000463101_00221_47649_1543.N1	11-APR-2011 06:58:13	Dark	46.000	154	22Bet Aqr	2.8990	5700.0	92	47649	No
94	GOM_NL__2PRFIN20110411_071338_000000583101_00222_47650_1555.N1	11-APR-2011 07:13:38	Dark	57.500	103	38Zet Sgr	2.6000	9700.0	115	47650	No
95	GOM_NL__2PRFIN20110411_071716_000000623101_00222_47650_1556.N1	11-APR-2011 07:17:16	Dark	62.000	38	20Eps Sgr	1.8360	11000.	124	47650	No
96	GOM_NL__2PRFIN20110411_072121_000000603101_00222_47650_1557.N1	11-APR-2011 07:21:21	Dark	60.000	25	35Lam Sco	1.6200	28000.	120	47650	No
97	GOM_NL__2PRFIN20110411_072524_000000513101_00222_47650_1558.N1	11-APR-2011 07:25:24	Straylight	51.000	75	26Eps Sco	2.2910	4250.0	102	47650	No
98	GOM_NL__2PRFIN20110411_072757_000000423101_00222_47650_1559.N1	11-APR-2011 07:27:57	Straylight	42.000	78	Alp Lup	2.3040	28000.	84	47650	No
99	GOM_NL__2PRFIN20110411_072932_000000463101_00222_47650_1560.N1	11-APR-2011 07:29:32	Straylight	45.500	81	Eta Cen	2.3560	28000.	91	47650	No
100	GOM_NL__2PRFIN20110411_073159_000000503101_00222_47650_1561.N1	11-APR-2011 07:31:59	Straylight	49.500	54	5The Cen	2.0550	4500.0	99	47650	No
101	GOM_NL__2PRFIN20110411_073652_000000453101_00222_47650_1562.N1	11-APR-2011 07:36:52	Twilight_and_stray	44.500	169	46Gam Hya	2.9910	4700.0	89	47650	No

102	GOM_NL__2PRFIN20110411_074037_000000473101_00222_47650_1563.N1	11-APR-2011 07:40:37	Bright	47.000	15	67Alp Vir	0.97600	28000.	94	47650	No
103	GOM_NL__2PRFIN20110411_074342_000000403101_00222_47650_1564.N1	11-APR-2011 07:43:42	Bright	39.500	121	29Gam Vir	2.7400	7200.0	79	47650	No
104	GOM_NL__2PRFIN20110411_074738_000000433101_00222_47650_1565.N1	11-APR-2011 07:47:38	Bright	42.500	138	47Eps Vir	2.8280	4700.0	85	47650	No
105	GOM_NL__2PRFIN20110411_075123_000000523101_00222_47650_1566.N1	11-APR-2011 07:51:23	Bright	51.500	111	8Eta Boo	2.6800	6000.0	103	47650	No
106	GOM_NL__2PRFIN20110411_075551_000000393101_00222_47650_1567.N1	11-APR-2011 07:55:51	Bright	38.500	152	12Alp2CVn	2.8900	11000.	77	47650	No
107	GOM_NL__2PRFIN20110411_080046_000000393101_00222_47650_1568.N1	11-APR-2011 08:00:46	Bright	38.500	32	77Eps UMa	1.7630	11000.	77	47650	No
108	GOM_NL__2PRFIN20110411_080711_000000413101_00222_47650_1569.N1	11-APR-2011 08:07:11	Bright	40.500	60	7Bet UMi	2.0810	3950.0	81	47650	No
109	GOM_NL__2PRFIN20110411_080858_000000473101_00222_47650_1570.N1	11-APR-2011 08:08:58	Bright	46.500	119	14Eta Dra	2.7270	4700.0	93	47650	No
110	GOM_NL__2PRFIN20110411_081706_000000493101_00222_47650_1571.N1	11-APR-2011 08:17:06	Bright	48.500	89	5Alp Cep	2.4510	8000.0	97	47650	No
111	GOM_NL__2PRFIN20110411_082143_000000523101_00222_47650_1572.N1	11-APR-2011 08:21:43	Bright	51.500	144	18Del Cyg	2.8600	11000.	103	47650	No
112	GOM_NL__2PRFIN20110411_082404_000000513101_00222_47650_1573.N1	11-APR-2011 08:24:04	Bright	50.500	66	37Gam Cyg	2.2080	5900.0	101	47650	No
113	GOM_NL__2PRFIN20110411_082626_000000513101_00222_47650_1574.N1	11-APR-2011 08:26:26	Bright	50.500	92	53Eps Cyg	2.5000	4500.0	101	47650	No
114	GOM_NL__2PRFIN20110411_083333_000000483101_00222_47650_1575.N1	11-APR-2011 08:33:33	Twilight	47.500	61	8Eps Peg	2.1000	3900.0	95	47650	No
115	GOM_NL__2PRFIN20110411_083827_000000463101_00222_47650_1576.N1	11-APR-2011 08:38:27	Dark	46.000	154	22Bet Aqr	2.8990	5700.0	92	47650	No
116	GOM_NL__2PRFIN20110411_085353_000000593101_00223_47651_1582.N1	11-APR-2011 08:53:53	Dark	58.500	103	38Zet Sgr	2.6000	9700.0	117	47651	No
117	GOM_NL__2PRFIN20110411_085731_000000603101_00223_47651_1583.N1	11-APR-2011 08:57:31	Dark	60.000	38	20Eps Sgr	1.8360	11000.	120	47651	No
118	GOM_NL__2PRFIN20110411_090136_000000613101_00223_47651_1584.N1	11-APR-2011 09:01:36	Dark	61.000	25	35Lam Sco	1.6200	28000.	122	47651	No
119	GOM_NL__2PRFIN20110411_090539_000000513101_00223_47651_1585.N1	11-APR-2011 09:05:39	Straylight	51.000	75	26Eps Sco	2.2910	4250.0	102	47651	No
120	GOM_NL__2PRFIN20110411_090811_000000443101_00223_47651_1586.N1	11-APR-2011 09:08:11	Straylight	44.000	78	Alp Lup	2.3040	28000.	88	47651	No
121	GOM_NL__2PRFIN20110411_090947_000000463101_00223_47651_1587.N1	11-APR-2011 09:09:47	Straylight	46.000	81	Eta Cen	2.3560	28000.	92	47651	No
122	GOM_NL__2PRFIN20110411_091214_000000513101_00223_47651_1588.N1	11-APR-2011 09:12:14	Straylight	51.000	54	5The Cen	2.0550	4500.0	102	47651	No
123	GOM_NL__2PRFIN20110411_091706_000000473101_00223_47651_1589.N1	11-APR-2011 09:17:06	Twilight	46.500	169	46Gam Hya	2.9910	4700.0	93	47651	No
124	GOM_NL__2PRFIN20110411_092051_000000483101_00223_47651_1590.N1	11-APR-2011 09:20:51	Bright	48.000	15	67Alp Vir	0.97600	28000.	96	47651	No
125	GOM_NL__2PRFIN20110411_092356_000000403101_00223_47651_1591.N1	11-APR-2011 09:23:56	Bright	39.500	121	29Gam Vir	2.7400	7200.0	79	47651	No
126	GOM_NL__2PRFIN20110411_092752_000000423101_00223_47651_1592.N1	11-APR-2011 09:27:52	Bright	41.500	138	47Eps Vir	2.8280	4700.0	83	47651	No
127	GOM_NL__2PRFIN20110411_093137_000000523101_00223_47651_1593.N1	11-APR-2011 09:31:37	Bright	51.500	111	8Eta Boo	2.6800	6000.0	103	47651	No
128	GOM_NL__2PRFIN20110411_093604_000000393101_00223_47651_1594.N1	11-APR-2011 09:36:04	Bright	38.500	152	12Alp2CVn	2.8900	11000.	77	47651	No
129	GOM_NL__2PRFIN20110411_094100_000000403101_00223_47651_1595.N1	11-APR-2011 09:41:00	Bright	39.500	32	77Eps UMa	1.7630	11000.	79	47651	No
130	GOM_NL__2PRFIN20110411_094724_000000413101_00223_47651_1596.N1	11-APR-2011 09:47:24	Bright	41.000	60	7Bet UMi	2.0810	3950.0	82	47651	No
131	GOM_NL__2PRFIN20110411_094912_000000483101_00223_47651_1597.N1	11-APR-2011 09:49:12	Bright	48.000	119	14Eta Dra	2.7270	4700.0	96	47651	No
132	GOM_NL__2PRFIN20110411_095721_000000403101_00223_47651_1598.N1	11-APR-2011 09:57:21	Bright	39.500	89	5Alp Cep	2.4510	8000.0	79	47651	No
133	GOM_NL__2PRFIN20110411_100157_000000533101_00223_47651_1599.N1	11-APR-2011 10:01:57	Bright	52.500	144	18Del Cyg	2.8600	11000.	105	47651	No
134	GOM_NL__2PRFIN20110411_100418_000000503101_00223_47651_1600.N1	11-APR-2011 10:04:18	Bright	49.500	66	37Gam Cyg	2.2080	5900.0	99	47651	No
135	GOM_NL__2PRFIN20110411_100640_000000523101_00223_47651_1601.N1	11-APR-2011 10:06:40	Bright	52.000	92	53Eps Cyg	2.5000	4500.0	104	47651	No
136	GOM_NL__2PRFIN20110411_101347_000000483101_00223_47651_1602.N1	11-APR-2011 10:13:47	Twilight	48.000	61	8Eps Peg	2.1000	3900.0	96	47651	No
137	GOM_NL__2PRFIN20110411_101842_000000473101_00223_47651_1603.N1	11-APR-2011 10:18:42	Dark	47.000	154	22Bet Aqr	2.8990	5700.0	94	47651	No
138	GOM_NL__2PRFIN20110411_103409_000000603101_00224_47652_1634.N1	11-APR-2011 10:34:09	Dark	59.500	103	38Zet Sgr	2.6000	9700.0	119	47652	No
139	GOM_NL__2PRFIN20110411_103746_000000613101_00224_47652_1635.N1	11-APR-2011 10:37:46	Dark	60.500	38	20Eps Sgr	1.8360	11000.	121	47652	No
140	GOM_NL__2PRFIN20110411_104151_000000593101_00224_47652_1636.N1	11-APR-2011 10:41:51	Dark	59.000	25	35Lam Sco	1.6200	28000.	118	47652	No
141	GOM_NL__2PRFIN20110411_104554_000000513101_00224_47652_1637.N1	11-APR-2011 10:45:54	Straylight	51.000	75	26Eps Sco	2.2910	4250.0	102	47652	No
142	GOM_NL__2PRFIN20110411_104826_000000443101_00224_47652_1638.N1	11-APR-2011 10:48:26	Straylight	43.500	78	Alp Lup	2.3040	28000.	87	47652	No
143	GOM_NL__2PRFIN20110411_105001_000000433101_00224_47652_1639.N1	11-APR-2011 10:50:01	Straylight	43.000	81	Eta Cen	2.3560	28000.	86	47652	No
144	GOM_NL__2PRFIN20110411_105228_000000483101_00224_47652_1640.N1	11-APR-2011 10:52:28	Straylight	48.000	54	5The Cen	2.0550	4500.0	96	47652	No
145	GOM_NL__2PRFIN20110411_105720_000000473101_00224_47652_1641.N1	11-APR-2011 10:57:20	Twilight	46.500	169	46Gam Hya	2.9910	4700.0	93	47652	No
146	GOM_NL__2PRFIN20110411_110105_000000443101_00224_47652_1642.N1	11-APR-2011 11:01:05	Bright	44.000	15	67Alp Vir	0.97600	28000.	88	47652	No
147	GOM_NL__2PRFIN20110411_110410_000000393101_00224_47652_1643.N1	11-APR-2011 11:04:10	Bright	39.000	121	29Gam Vir	2.7400	7200.0	78	47652	No
148	GOM_NL__2PRFIN20110411_110806_000000413101_00224_47652_1644.N1	11-APR-2011 11:08:06	Bright	41.000	138	47Eps Vir	2.8280	4700.0	82	47652	No
149	GOM_NL__2PRFIN20110411_111150_000000513101_00224_47652_1645.N1	11-APR-2011 11:11:50	Bright	51.000	111	8Eta Boo	2.6800	6000.0	102	47652	No
150	GOM_NL__2PRFIN20110411_111618_000000413101_00224_47652_1646.N1	11-APR-2011 11:16:18	Bright	40.500	152	12Alp2CVn	2.8900	11000.	81	47652	No
151	GOM_NL__2PRFIN20110411_112003_000000273101_00224_47652_1647.N1	11-APR-2011 11:20:03	Twilight	27.000	180	27Gam Boo	3.0400	8000.0	54	47652	No
152	GOM_NL__2PRFIN20110411_112113_000000393101_00224_47652_1648.N1	11-APR-2011 11:21:13	Bright	38.500	32	77Eps UMa	1.7630	11000.	77	47652	No
153	GOM_NL__2PRFIN20110411_112738_000000413101_00224_47652_1649.N1	11-APR-2011 11:27:38	Bright	41.000	60	7Bet UMi	2.0810	3950.0	82	47652	No
154	GOM_NL__2PRFIN20110411_112925_000000453101_00224_47652_1650.N1	11-APR-2011 11:29:25	Bright	44.500	119	14Eta Dra	2.7270	4700.0	89	47652	No
155	GOM_NL__2PRFIN20110411_113734_000000363101_00224_47652_1651.N1	11-APR-2011 11:37:34	Bright	36.000	89	5Alp Cep	2.4510	8000.0	72	47652	No
156	GOM_NL__2PRFIN20110411_114210_000000523101_00224_47652_1652.N1	11-APR-2011 11:42:10	Bright	52.000	144	18Del Cyg	2.8600	11000.	104	47652	No
157	GOM_NL__2PRFIN20110411_114431_000000493101_00224_47652_1653.N1	11-APR-2011 11:44:31	Bright	49.000	66	37Gam Cyg	2.2080	5900.0	98	47652	No
158	GOM_NL__2PRFIN20110411_114654_000000693101_00224_47652_1654.N1	11-APR-2011 11:46:54	Bright	69.000	92	53Eps Cyg	2.5000	4500.0	138	47652	No
159	GOM_NL__2PRFIN20110411_115402_000000563101_00224_47652_1655.N1	11-APR-2011 11:54:02	Twilight	56.000	61	8Eps Peg	2.1000	3900.0	112	47652	No
160	GOM_NL__2PRFIN20110411_115856_000000473101_00224_47652_1656.N1	11-APR-2011 11:58:56	Dark	46.500	154	22Bet Aqr	2.8990	5700.0	93	47652	No

161	GOM_NL__2PRFIN20110411_121424_000000593101_00225_47653_1656.N1	11-APR-2011 12:14:24	Dark	59.000	103	38Zet Sgr	2.6000	9700.0	118	47653	No
162	GOM_NL__2PRFIN20110411_121802_000000613101_00225_47653_1657.N1	11-APR-2011 12:18:02	Dark	60.500	38	20Eps Sgr	1.8360	11000.	121	47653	No
163	GOM_NL__2PRFIN20110411_122207_000000613101_00225_47653_1658.N1	11-APR-2011 12:22:07	Dark	60.500	25	35Lam Sco	1.6200	28000.	121	47653	No
164	GOM_NL__2PRFIN20110411_122609_000000513101_00225_47653_1659.N1	11-APR-2011 12:26:09	Straylight	51.000	75	26Eps Sco	2.2910	4250.0	102	47653	No
165	GOM_NL__2PRFIN20110411_122840_000000443101_00225_47653_1660.N1	11-APR-2011 12:28:40	Straylight	44.000	78	Alp Lup	2.3040	28000.	88	47653	No
166	GOM_NL__2PRFIN20110411_123016_000000453101_00225_47653_1661.N1	11-APR-2011 12:30:16	Straylight	45.000	81	Eta Cen	2.3560	28000.	90	47653	No
167	GOM_NL__2PRFIN20110411_123242_000000493101_00225_47653_1662.N1	11-APR-2011 12:32:42	Straylight	49.000	54	5The Cen	2.0550	4500.0	98	47653	No
168	GOM_NL__2PRFIN20110411_123734_000000463101_00225_47653_1663.N1	11-APR-2011 12:37:34	Tw_i_and_stray	45.500	169	46Gam Hya	2.9910	4700.0	91	47653	No
169	GOM_NL__2PRFIN20110411_124119_000000483101_00225_47653_1664.N1	11-APR-2011 12:41:19	Bright	48.000	15	67Alp Vir	0.97600	28000.	96	47653	No
170	GOM_NL__2PRFIN20110411_124423_000000403101_00225_47653_1665.N1	11-APR-2011 12:44:23	Bright	39.500	121	29Gam Vir	2.7400	7200.0	79	47653	No
171	GOM_NL__2PRFIN20110411_124819_000000423101_00225_47653_1666.N1	11-APR-2011 12:48:19	Bright	41.500	138	47Eps Vir	2.8280	4700.0	83	47653	No
172	GOM_NL__2PRFIN20110411_125203_000000513101_00225_47653_1667.N1	11-APR-2011 12:52:03	Bright	50.500	111	8Eta Boo	2.6800	6000.0	101	47653	No
173	GOM_NL__2PRFIN20110411_125631_000000393101_00225_47653_1668.N1	11-APR-2011 12:56:31	Bright	39.000	152	12Alp2CVn	2.8900	11000.	78	47653	No
174	GOM_NL__2PRFIN20110411_130016_000000273101_00225_47653_1669.N1	11-APR-2011 13:00:16	Tw_i_and_stray	27.000	180	27Gam Boo	3.0400	8000.0	54	47653	No
175	GOM_NL__2PRFIN20110411_130127_000000383101_00225_47653_1670.N1	11-APR-2011 13:01:27	Bright	38.000	32	77Eps UMa	1.7630	11000.	76	47653	No
176	GOM_NL__2PRFIN20110411_130752_000000383101_00225_47653_1671.N1	11-APR-2011 13:07:52	Bright	38.000	60	7Bet UMi	2.0810	3950.0	76	47653	No
177	GOM_NL__2PRFIN20110411_131748_000000393101_00225_47653_1672.N1	11-APR-2011 13:17:48	Bright	39.000	89	5Alp Cep	2.4510	8000.0	78	47653	No
178	GOM_NL__2PRFIN20110411_132224_000000593101_00225_47653_1673.N1	11-APR-2011 13:22:24	Bright	58.500	144	18Del Cyg	2.8600	11000.	117	47653	No
179	GOM_NL__2PRFIN20110411_132445_000000523101_00225_47653_1674.N1	11-APR-2011 13:24:45	Bright	52.000	66	37Gam Cyg	2.2080	5900.0	104	47653	No
180	GOM_NL__2PRFIN20110411_132708_000000513101_00225_47653_1675.N1	11-APR-2011 13:27:08	Bright	50.500	92	53Eps Cyg	2.5000	4500.0	101	47653	No
181	GOM_NL__2PRFIN20110411_133416_000000483101_00225_47653_1676.N1	11-APR-2011 13:34:16	Twilight	47.500	61	8Eps Peg	2.1000	3900.0	95	47653	No
182	GOM_NL__2PRFIN20110411_133911_000000483101_00225_47653_1677.N1	11-APR-2011 13:39:11	Dark	48.000	154	22Bet Aqr	2.8990	5700.0	96	47653	No
183	GOM_NL__2PRFIN20110411_135440_000000563101_00226_47654_1698.N1	11-APR-2011 13:54:40	Dark	55.500	103	38Zet Sgr	2.6000	9700.0	111	47654	No
184	GOM_NL__2PRFIN20110411_135817_000000633101_00226_47654_1699.N1	11-APR-2011 13:58:17	Dark	63.000	38	20Eps Sgr	1.8360	11000.	126	47654	No
185	GOM_NL__2PRFIN20110411_140222_000000603101_00226_47654_1700.N1	11-APR-2011 14:02:22	Dark	60.000	25	35Lam Sco	1.6200	28000.	120	47654	No
186	GOM_NL__2PRFIN20110411_140625_000000523101_00226_47654_1701.N1	11-APR-2011 14:06:25	Straylight	52.000	75	26Eps Sco	2.2910	4250.0	104	47654	No
187	GOM_NL__2PRFIN20110411_140855_000000443101_00226_47654_1702.N1	11-APR-2011 14:08:55	Straylight	44.000	78	Alp Lup	2.3040	28000.	88	47654	No
188	GOM_NL__2PRFIN20110411_141030_000000453101_00226_47654_1703.N1	11-APR-2011 14:10:30	Straylight	44.500	81	Eta Cen	2.3560	28000.	89	47654	No
189	GOM_NL__2PRFIN20110411_141257_000000503101_00226_47654_1704.N1	11-APR-2011 14:12:57	Straylight	49.500	54	5The Cen	2.0550	4500.0	99	47654	No
190	GOM_NL__2PRFIN20110411_141749_000000463101_00226_47654_1705.N1	11-APR-2011 14:17:49	Tw_i_and_stray	45.500	169	46Gam Hya	2.9910	4700.0	91	47654	No
191	GOM_NL__2PRFIN20110411_142133_000000463101_00226_47654_1706.N1	11-APR-2011 14:21:33	Bright	45.500	15	67Alp Vir	0.97600	28000.	91	47654	No
192	GOM_NL__2PRFIN20110411_142437_000000403101_00226_47654_1707.N1	11-APR-2011 14:24:37	Bright	40.000	121	29Gam Vir	2.7400	7200.0	80	47654	No
193	GOM_NL__2PRFIN20110411_142833_000000393101_00226_47654_1708.N1	11-APR-2011 14:28:33	Bright	39.000	138	47Eps Vir	2.8280	4700.0	78	47654	No
194	GOM_NL__2PRFIN20110411_143217_000000503101_00226_47654_1709.N1	11-APR-2011 14:32:17	Bright	50.000	111	8Eta Boo	2.6800	6000.0	100	47654	No
195	GOM_NL__2PRFIN20110411_143645_000000383101_00226_47654_1710.N1	11-APR-2011 14:36:45	Bright	38.000	152	12Alp2CVn	2.8900	11000.	76	47654	No
196	GOM_NL__2PRFIN20110411_144029_000000323101_00226_47654_1711.N1	11-APR-2011 14:40:29	Tw_i_and_stray	32.000	180	27Gam Boo	3.0400	8000.0	64	47654	No
197	GOM_NL__2PRFIN20110411_144141_000000403101_00226_47654_1712.N1	11-APR-2011 14:41:41	Bright	40.000	32	77Eps UMa	1.7630	11000.	80	47654	No
198	GOM_NL__2PRFIN20110411_144806_000000373101_00226_47654_1713.N1	11-APR-2011 14:48:06	Bright	37.000	60	7Bet UMi	2.0810	3950.0	74	47654	No
199	GOM_NL__2PRFIN20110411_144952_000000483101_00226_47654_1714.N1	11-APR-2011 14:49:52	Bright	48.000	119	14Eta Dra	2.7270	4700.0	96	47654	No
200	GOM_NL__2PRFIN20110411_145802_000000383101_00226_47654_1715.N1	11-APR-2011 14:58:02	Bright	37.500	89	5Alp Cep	2.4510	8000.0	75	47654	No
201	GOM_NL__2PRFIN20110411_150238_000000533101_00226_47654_1716.N1	11-APR-2011 15:02:38	Bright	52.500	144	18Del Cyg	2.8600	11000.	105	47654	No
202	GOM_NL__2PRFIN20110411_150459_000000533101_00226_47654_1717.N1	11-APR-2011 15:04:59	Bright	52.500	66	37Gam Cyg	2.2080	5900.0	105	47654	No
203	GOM_NL__2PRFIN20110411_150723_000000503101_00226_47654_1718.N1	11-APR-2011 15:07:23	Bright	49.500	92	53Eps Cyg	2.5000	4500.0	99	47654	No
204	GOM_NL__2PRFIN20110411_151431_000000503101_00226_47654_1719.N1	11-APR-2011 15:14:31	Twilight	50.000	61	8Eps Peg	2.1000	3900.0	100	47654	No
205	GOM_NL__2PRFIN20110411_151925_000000493101_00226_47654_1720.N1	11-APR-2011 15:19:25	Dark	49.000	154	22Bet Aqr	2.8990	5700.0	98	47654	No
206	GOM_NL__2PRFIN20110411_153455_000000603101_00227_47655_1731.N1	11-APR-2011 15:34:55	Dark	59.500	103	38Zet Sgr	2.6000	9700.0	119	47655	No
207	GOM_NL__2PRFIN20110411_153833_000000593101_00227_47655_1732.N1	11-APR-2011 15:38:33	Dark	59.000	38	20Eps Sgr	1.8360	11000.	118	47655	No
208	GOM_NL__2PRFIN20110411_154237_000000593101_00227_47655_1733.N1	11-APR-2011 15:42:37	Dark	59.000	25	35Lam Sco	1.6200	28000.	118	47655	No
209	GOM_NL__2PRFIN20110411_154640_000000523101_00227_47655_1734.N1	11-APR-2011 15:46:40	Straylight	52.000	75	26Eps Sco	2.2910	4250.0	104	47655	No
210	GOM_NL__2PRFIN20110411_154909_000000413101_00227_47655_1735.N1	11-APR-2011 15:49:09	Straylight	41.000	78	Alp Lup	2.3040	28000.	82	47655	No
211	GOM_NL__2PRFIN20110411_155045_000000473101_00227_47655_1736.N1	11-APR-2011 15:50:45	Straylight	47.000	81	Eta Cen	2.3560	28000.	94	47655	No
212	GOM_NL__2PRFIN20110411_155311_000000493101_00227_47655_1737.N1	11-APR-2011 15:53:11	Straylight	48.500	54	5The Cen	2.0550	4500.0	97	47655	No
213	GOM_NL__2PRFIN20110411_155803_000000463101_00227_47655_1738.N1	11-APR-2011 15:58:03	Tw_i_and_stray	46.000	169	46Gam Hya	2.9910	4700.0	92	47655	No
214	GOM_NL__2PRFIN20110411_160147_000000463101_00227_47655_1739.N1	11-APR-2011 16:01:47	Bright	45.500	15	67Alp Vir	0.97600	28000.	91	47655	No
215	GOM_NL__2PRFIN20110411_160451_000000383101_00227_47655_1740.N1	11-APR-2011 16:04:51	Bright	38.000	121	29Gam Vir	2.7400	7200.0	76	47655	No
216	GOM_NL__2PRFIN20110411_160847_000000423101_00227_47655_1741.N1	11-APR-2011 16:08:47	Bright	41.500	138	47Eps Vir	2.8280	4700.0	83	47655	No
217	GOM_NL__2PRFIN20110411_161230_000000513101_00227_47655_1742.N1	11-APR-2011 16:12:30	Bright	50.500	111	8Eta Boo	2.6800	6000.0	101	47655	No
218	GOM_NL__2PRFIN20110411_161659_000000413101_00227_47655_1743.N1	11-APR-2011 16:16:59	Bright	40.500	152	12Alp2CVn	2.8900	11000.	81	47655	No
219	GOM_NL__2PRFIN20110411_162042_000000323101_00227_47655_1744.N1	11-APR-2011 16:20:42	Tw_i_and_stray	32.000	180	27Gam Boo	3.0400	8000.0	64	47655	No

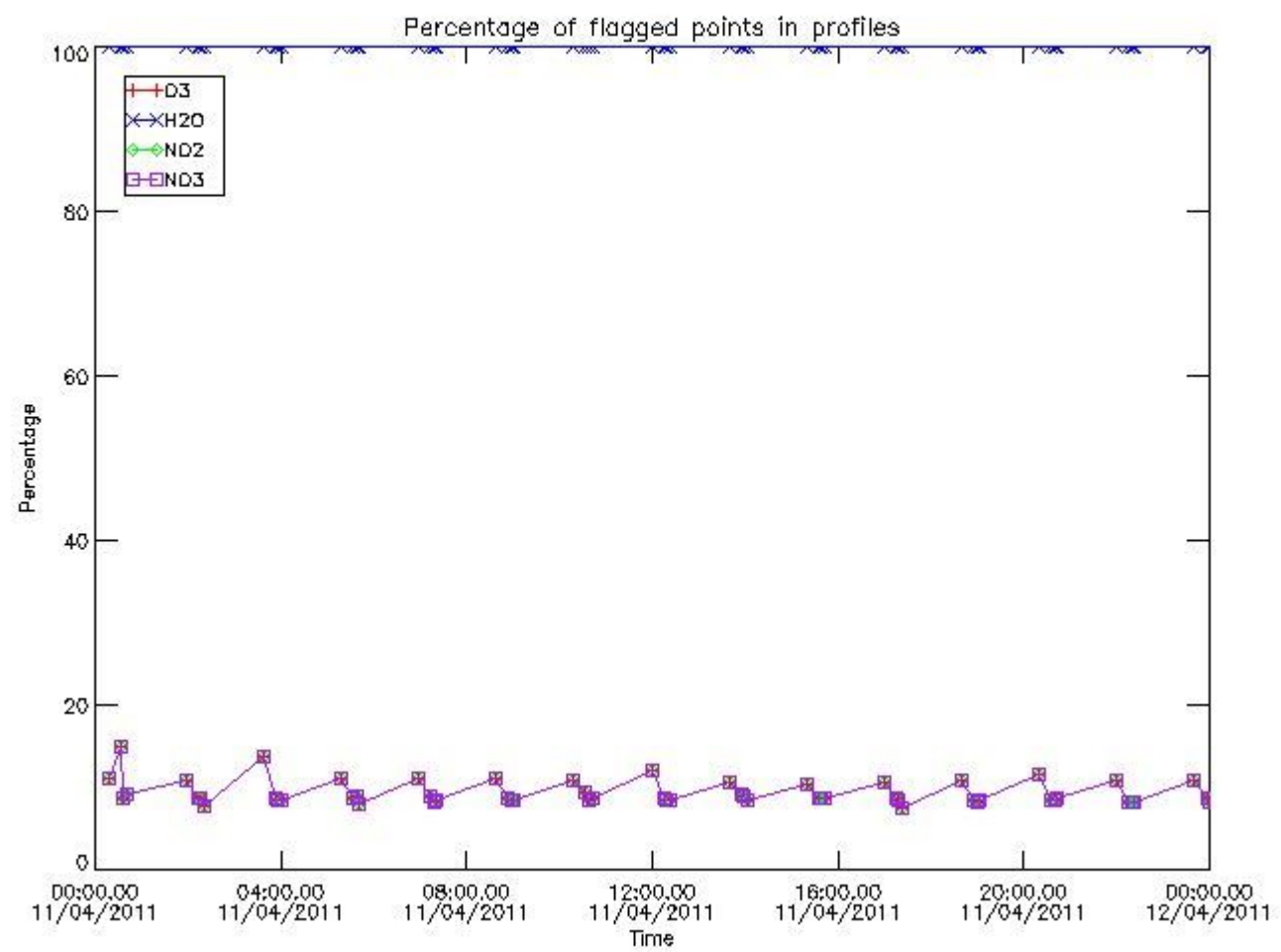
220	GOM_NL__2PRFIN20110411_162155_000000393101_00227_47655_1745.N1	11-APR-2011 16:21:55	Bright	39.000	32	77Eps UMa	1.7630	11000.	78	47655	No
221	GOM_NL__2PRFIN20110411_162819_000000403101_00227_47655_1746.N1	11-APR-2011 16:28:19	Bright	40.000	60	7Bet UMi	2.0810	3950.0	80	47655	No
222	GOM_NL__2PRFIN20110411_163005_000000493101_00227_47655_1747.N1	11-APR-2011 16:30:05	Bright	48.500	119	14Eta Dra	2.7270	4700.0	97	47655	No
223	GOM_NL__2PRFIN20110411_163816_000000423101_00227_47655_1748.N1	11-APR-2011 16:38:16	Bright	42.000	89	5Alp Cep	2.4510	8000.0	84	47655	No
224	GOM_NL__2PRFIN20110411_164252_000000533101_00227_47655_1749.N1	11-APR-2011 16:42:52	Bright	52.500	144	18Del Cyg	2.8600	11000.	105	47655	No
225	GOM_NL__2PRFIN20110411_164513_000000503101_00227_47655_1750.N1	11-APR-2011 16:45:13	Bright	50.000	66	37Gam Cyg	2.2080	5900.0	100	47655	No
226	GOM_NL__2PRFIN20110411_164737_000000513101_00227_47655_1751.N1	11-APR-2011 16:47:37	Bright	51.000	92	53Eps Cyg	2.5000	4500.0	102	47655	No
227	GOM_NL__2PRFIN20110411_165445_000000513101_00227_47655_1752.N1	11-APR-2011 16:54:45	Twilight	51.000	61	8Eps Peg	2.1000	3900.0	102	47655	No
228	GOM_NL__2PRFIN20110411_165940_000000493101_00227_47655_1753.N1	11-APR-2011 16:59:40	Dark	48.500	154	22Bet Aqr	2.8990	5700.0	97	47655	No
229	GOM_NL__2PRFIN20110411_171511_000000583101_00228_47656_1764.N1	11-APR-2011 17:15:11	Dark	58.000	103	38Zet Sgr	2.6000	9700.0	116	47656	No
230	GOM_NL__2PRFIN20110411_171848_000000613101_00228_47656_1765.N1	11-APR-2011 17:18:48	Dark	61.000	38	20Eps Sgr	1.8360	11000.	122	47656	No
231	GOM_NL__2PRFIN20110411_172253_000000683101_00228_47656_1766.N1	11-APR-2011 17:22:53	Dark	67.500	25	35Lam Sco	1.6200	28000.	135	47656	No
232	GOM_NL__2PRFIN20110411_172655_000000533101_00228_47656_1767.N1	11-APR-2011 17:26:55	Straylight	53.000	75	26Eps Sco	2.2910	4250.0	106	47656	No
233	GOM_NL__2PRFIN20110411_172924_000000433101_00228_47656_1768.N1	11-APR-2011 17:29:24	Straylight	42.500	78	Alp Lup	2.3040	28000.	85	47656	No
234	GOM_NL__2PRFIN20110411_173059_000000453101_00228_47656_1769.N1	11-APR-2011 17:30:59	Straylight	45.000	81	Eta Cen	2.3560	28000.	90	47656	No
235	GOM_NL__2PRFIN20110411_173326_000000473101_00228_47656_1770.N1	11-APR-2011 17:33:26	Straylight	47.000	54	5The Cen	2.0550	4500.0	94	47656	No
236	GOM_NL__2PRFIN20110411_173817_000000483101_00228_47656_1771.N1	11-APR-2011 17:38:17	Twi_and_stray	47.500	169	46Gam Hya	2.9910	4700.0	95	47656	No
237	GOM_NL__2PRFIN20110411_174201_000000443101_00228_47656_1772.N1	11-APR-2011 17:42:01	Bright	44.000	15	67Alp Vir	0.97600	28000.	88	47656	No
238	GOM_NL__2PRFIN20110411_174506_000000563101_00228_47656_1773.N1	11-APR-2011 17:45:06	Bright	56.000	121	29Gam Vir	2.7400	7200.0	112	47656	No
239	GOM_NL__2PRFIN20110411_174901_000000413101_00228_47656_1774.N1	11-APR-2011 17:49:01	Bright	41.000	138	47Eps Vir	2.8280	4700.0	82	47656	No
240	GOM_NL__2PRFIN20110411_175243_000000513101_00228_47656_1775.N1	11-APR-2011 17:52:43	Bright	51.000	111	8Eta Boo	2.6800	6000.0	102	47656	No
241	GOM_NL__2PRFIN20110411_175713_000000403101_00228_47656_1776.N1	11-APR-2011 17:57:13	Bright	39.500	152	12Alp2CVn	2.8900	11000.	79	47656	No
242	GOM_NL__2PRFIN20110411_180055_000000383101_00228_47656_1777.N1	11-APR-2011 18:00:55	Twi_and_stray	38.000	180	27Gam Boo	3.0400	8000.0	76	47656	No
243	GOM_NL__2PRFIN20110411_180208_000000393101_00228_47656_1778.N1	11-APR-2011 18:02:08	Bright	38.500	32	77Eps UMa	1.7630	11000.	77	47656	No
244	GOM_NL__2PRFIN20110411_180833_000000363101_00228_47656_1779.N1	11-APR-2011 18:08:33	Bright	36.000	60	7Bet UMi	2.0810	3950.0	72	47656	No
245	GOM_NL__2PRFIN20110411_181018_000000483101_00228_47656_1780.N1	11-APR-2011 18:10:18	Bright	48.000	119	14Eta Dra	2.7270	4700.0	96	47656	No
246	GOM_NL__2PRFIN20110411_181830_000000393101_00228_47656_1781.N1	11-APR-2011 18:18:30	Bright	38.500	89	5Alp Cep	2.4510	8000.0	77	47656	No
247	GOM_NL__2PRFIN20110411_182305_000000513101_00228_47656_1782.N1	11-APR-2011 18:23:05	Bright	50.500	144	18Del Cyg	2.8600	11000.	101	47656	No
248	GOM_NL__2PRFIN20110411_182527_000000523101_00228_47656_1783.N1	11-APR-2011 18:25:27	Bright	51.500	66	37Gam Cyg	2.2080	5900.0	103	47656	No
249	GOM_NL__2PRFIN20110411_182751_000000493101_00228_47656_1784.N1	11-APR-2011 18:27:51	Bright	48.500	92	53Eps Cyg	2.5000	4500.0	97	47656	No
250	GOM_NL__2PRFIN20110411_183459_000000503101_00228_47656_1785.N1	11-APR-2011 18:34:59	Twilight	50.000	61	8Eps Peg	2.1000	3900.0	100	47656	No
251	GOM_NL__2PRFIN20110411_183955_000000483101_00228_47656_1786.N1	11-APR-2011 18:39:55	Dark	47.500	154	22Bet Aqr	2.8990	5700.0	95	47656	No
252	GOM_NL__2PRFIN20110411_185526_000000603101_00229_47657_1826.N1	11-APR-2011 18:55:26	Dark	60.000	103	38Zet Sgr	2.6000	9700.0	120	47657	No
253	GOM_NL__2PRFIN20110411_185904_000000623101_00229_47657_1827.N1	11-APR-2011 18:59:04	Dark	61.500	38	20Eps Sgr	1.8360	11000.	123	47657	No
254	GOM_NL__2PRFIN20110411_190308_000000603101_00229_47657_1828.N1	11-APR-2011 19:03:08	Dark	60.000	25	35Lam Sco	1.6200	28000.	120	47657	No
255	GOM_NL__2PRFIN20110411_190710_000000533101_00229_47657_1829.N1	11-APR-2011 19:07:10	Straylight	53.000	75	26Eps Sco	2.2910	4250.0	106	47657	No
256	GOM_NL__2PRFIN20110411_190938_000000423101_00229_47657_1830.N1	11-APR-2011 19:09:38	Straylight	42.000	78	Alp Lup	2.3040	28000.	84	47657	No
257	GOM_NL__2PRFIN20110411_191114_000000453101_00229_47657_1831.N1	11-APR-2011 19:11:14	Straylight	45.000	81	Eta Cen	2.3560	28000.	90	47657	No
258	GOM_NL__2PRFIN20110411_191340_000000463101_00229_47657_1832.N1	11-APR-2011 19:13:40	Straylight	46.000	54	5The Cen	2.0550	4500.0	92	47657	No
259	GOM_NL__2PRFIN20110411_191831_000000463101_00229_47657_1833.N1	11-APR-2011 19:18:31	Twi_and_stray	46.000	169	46Gam Hya	2.9910	4700.0	92	47657	No
260	GOM_NL__2PRFIN20110411_192215_000000523101_00229_47657_1834.N1	11-APR-2011 19:22:15	Bright	51.500	15	67Alp Vir	0.97600	28000.	103	47657	No
261	GOM_NL__2PRFIN20110411_192519_000000563101_00229_47657_1835.N1	11-APR-2011 19:25:19	Bright	56.000	121	29Gam Vir	2.7400	7200.0	112	47657	No
262	GOM_NL__2PRFIN20110411_192915_000000413101_00229_47657_1836.N1	11-APR-2011 19:29:15	Bright	41.000	138	47Eps Vir	2.8280	4700.0	82	47657	No
263	GOM_NL__2PRFIN20110411_193257_000000513101_00229_47657_1837.N1	11-APR-2011 19:32:57	Bright	51.000	111	8Eta Boo	2.6800	6000.0	102	47657	No
264	GOM_NL__2PRFIN20110411_193726_000000413101_00229_47657_1838.N1	11-APR-2011 19:37:26	Bright	40.500	152	12Alp2CVn	2.8900	11000.	81	47657	No
265	GOM_NL__2PRFIN20110411_194108_000000383101_00229_47657_1839.N1	11-APR-2011 19:41:08	Twi_and_stray	38.000	180	27Gam Boo	3.0400	8000.0	76	47657	No
266	GOM_NL__2PRFIN20110411_194222_000000573101_00229_47657_1840.N1	11-APR-2011 19:42:22	Bright	57.000	32	77Eps UMa	1.7630	11000.	114	47657	No
267	GOM_NL__2PRFIN20110411_194847_000000413101_00229_47657_1841.N1	11-APR-2011 19:48:47	Bright	40.500	60	7Bet UMi	2.0810	3950.0	81	47657	No
268	GOM_NL__2PRFIN20110411_195032_000000493101_00229_47657_1842.N1	11-APR-2011 19:50:32	Bright	48.500	119	14Eta Dra	2.7270	4700.0	97	47657	No
269	GOM_NL__2PRFIN20110411_195844_000000373101_00229_47657_1843.N1	11-APR-2011 19:58:44	Bright	36.500	89	5Alp Cep	2.4510	8000.0	73	47657	No
270	GOM_NL__2PRFIN20110411_200319_000000783101_00229_47657_1844.N1	11-APR-2011 20:03:19	Bright	78.000	144	18Del Cyg	2.8600	11000.	156	47657	No
271	GOM_NL__2PRFIN20110411_200541_000000543101_00229_47657_1845.N1	11-APR-2011 20:05:41	Bright	54.000	66	37Gam Cyg	2.2080	5900.0	108	47657	No
272	GOM_NL__2PRFIN20110411_200805_000000513101_00229_47657_1846.N1	11-APR-2011 20:08:05	Bright	51.000	92	53Eps Cyg	2.5000	4500.0	102	47657	No
273	GOM_NL__2PRFIN20110411_201513_000000513101_00229_47657_1847.N1	11-APR-2011 20:15:13	Twilight	50.500	61	8Eps Peg	2.1000	3900.0	101	47657	No
274	GOM_NL__2PRFIN20110411_202009_000000493101_00229_47657_1848.N1	11-APR-2011 20:20:09	Dark	48.500	154	22Bet Aqr	2.8990	5700.0	97	47657	No
275	GOM_NL__2PRFIN20110411_203542_000000613101_00230_47658_1838.N1	11-APR-2011 20:35:42	Dark	60.500	103	38Zet Sgr	2.6000	9700.0	121	47658	No
276	GOM_NL__2PRFIN20110411_203919_000000613101_00230_47658_1839.N1	11-APR-2011 20:39:19	Dark	60.500	38	20Eps Sgr	1.8360	11000.	121	47658	No
277	GOM_NL__2PRFIN20110411_204323_000000603101_00230_47658_1840.N1	11-APR-2011 20:43:23	Dark	59.500	25	35Lam Sco	1.6200	28000.	119	47658	No
278	GOM_NL__2PRFIN20110411_204726_000000543101_00230_47658_1841.N1	11-APR-2011 20:47:26	Straylight	54.000	75	26Eps Sco	2.2910	4250.0	108	47658	No

279	GOM_NL__2PRFIN20110411_204953_000000453101_00230_47658_1842.N1	11-APR-2011 20:49:53	Straylight	45.000	78	Alp Lup	2.3040	28000.	90	47658	No
280	GOM_NL__2PRFIN20110411_205129_000000443101_00230_47658_1843.N1	11-APR-2011 20:51:29	Straylight	44.000	81	Eta Cen	2.3560	28000.	88	47658	No
281	GOM_NL__2PRFIN20110411_205354_000000503101_00230_47658_1844.N1	11-APR-2011 20:53:54	Straylight	49.500	54	5The Cen	2.0550	4500.0	99	47658	No
282	GOM_NL__2PRFIN20110411_205845_000000463101_00230_47658_1845.N1	11-APR-2011 20:58:45	Twilight	45.500	169	46Gam Hya	2.9910	4700.0	91	47658	No
283	GOM_NL__2PRFIN20110411_210230_000000603101_00230_47658_1846.N1	11-APR-2011 21:02:30	Bright	60.000	15	67Alp Vir	0.97600	28000.	120	47658	No
284	GOM_NL__2PRFIN20110411_210534_000000563101_00230_47658_1847.N1	11-APR-2011 21:05:34	Bright	56.000	121	29Gam Vir	2.7400	7200.0	112	47658	No
285	GOM_NL__2PRFIN20110411_210928_000000413101_00230_47658_1848.N1	11-APR-2011 21:09:28	Bright	40.500	138	47Eps Vir	2.8280	4700.0	81	47658	No
286	GOM_NL__2PRFIN20110411_211310_000000733101_00230_47658_1849.N1	11-APR-2011 21:13:10	Bright	73.000	111	8Eta Boo	2.6800	6000.0	146	47658	No
287	GOM_NL__2PRFIN20110411_211740_000000393101_00230_47658_1850.N1	11-APR-2011 21:17:40	Bright	39.000	152	12Alp2CVn	2.8900	11000.	78	47658	No
288	GOM_NL__2PRFIN20110411_212121_000000433101_00230_47658_1851.N1	11-APR-2011 21:21:21	Bright	43.000	180	27Gam Boo	3.0400	8000.0	86	47658	No
289	GOM_NL__2PRFIN20110411_212235_000000373101_00230_47658_1852.N1	11-APR-2011 21:22:35	Bright	37.000	32	77Eps UMa	1.7630	11000.	74	47658	No
290	GOM_NL__2PRFIN20110411_212900_000000413101_00230_47658_1853.N1	11-APR-2011 21:29:00	Bright	40.500	60	7Bet UMi	2.0810	3950.0	81	47658	No
291	GOM_NL__2PRFIN20110411_213045_000000503101_00230_47658_1854.N1	11-APR-2011 21:30:45	Bright	49.500	119	14Eta Dra	2.7270	4700.0	99	47658	No
292	GOM_NL__2PRFIN20110411_213858_000000393101_00230_47658_1855.N1	11-APR-2011 21:38:58	Bright	39.000	89	5Alp Cep	2.4510	8000.0	78	47658	No
293	GOM_NL__2PRFIN20110411_214332_000000733101_00230_47658_1856.N1	11-APR-2011 21:43:32	Bright	72.500	144	18Del Cyg	2.8600	11000.	145	47658	No
294	GOM_NL__2PRFIN20110411_214555_000000533101_00230_47658_1857.N1	11-APR-2011 21:45:55	Bright	52.500	66	37Gam Cyg	2.2080	5900.0	105	47658	No
295	GOM_NL__2PRFIN20110411_214819_000000513101_00230_47658_1858.N1	11-APR-2011 21:48:19	Bright	51.000	92	53Eps Cyg	2.5000	4500.0	102	47658	No
296	GOM_NL__2PRFIN20110411_215528_000000523101_00230_47658_1859.N1	11-APR-2011 21:55:28	Twilight	52.000	61	8Eps Peg	2.1000	3900.0	104	47658	No
297	GOM_NL__2PRFIN20110411_220024_000000473101_00230_47658_1860.N1	11-APR-2011 22:00:24	Dark	46.500	154	22Bet Aqr	2.8990	5700.0	93	47658	No
298	GOM_NL__2PRFIN20110411_221557_000000623101_00231_47659_1852.N1	11-APR-2011 22:15:57	Dark	61.500	103	38Zet Sgr	2.6000	9700.0	123	47659	No
299	GOM_NL__2PRFIN20110411_221935_000000633101_00231_47659_1853.N1	11-APR-2011 22:19:35	Dark	63.000	38	20Eps Sgr	1.8360	11000.	126	47659	No
300	GOM_NL__2PRFIN20110411_222339_000000623101_00231_47659_1854.N1	11-APR-2011 22:23:39	Dark	61.500	25	35Lam Sco	1.6200	28000.	123	47659	No
301	GOM_NL__2PRFIN20110411_222741_000000543101_00231_47659_1855.N1	11-APR-2011 22:27:41	Straylight	54.000	75	26Eps Sco	2.2910	4250.0	108	47659	No
302	GOM_NL__2PRFIN20110411_223007_000000463101_00231_47659_1856.N1	11-APR-2011 22:30:07	Straylight	46.000	78	Alp Lup	2.3040	28000.	92	47659	No
303	GOM_NL__2PRFIN20110411_223143_000000473101_00231_47659_1857.N1	11-APR-2011 22:31:43	Straylight	46.500	81	Eta Cen	2.3560	28000.	93	47659	No
304	GOM_NL__2PRFIN20110411_223409_000000483101_00231_47659_1858.N1	11-APR-2011 22:34:09	Straylight	48.000	54	5The Cen	2.0550	4500.0	96	47659	No
305	GOM_NL__2PRFIN20110411_223900_000000463101_00231_47659_1859.N1	11-APR-2011 22:39:00	Twilight	45.500	169	46Gam Hya	2.9910	4700.0	91	47659	No
306	GOM_NL__2PRFIN20110411_224243_000000473101_00231_47659_1860.N1	11-APR-2011 22:42:43	Bright	46.500	15	67Alp Vir	0.97600	28000.	93	47659	No
307	GOM_NL__2PRFIN20110411_224548_000000563101_00231_47659_1861.N1	11-APR-2011 22:45:48	Bright	56.000	121	29Gam Vir	2.7400	7200.0	112	47659	No
308	GOM_NL__2PRFIN20110411_224942_000000603101_00231_47659_1862.N1	11-APR-2011 22:49:42	Bright	60.000	138	47Eps Vir	2.8280	4700.0	120	47659	No
309	GOM_NL__2PRFIN20110411_225323_000000503101_00231_47659_1863.N1	11-APR-2011 22:53:23	Bright	49.500	111	8Eta Boo	2.6800	6000.0	99	47659	No
310	GOM_NL__2PRFIN20110411_225754_000000393101_00231_47659_1864.N1	11-APR-2011 22:57:54	Bright	38.500	152	12Alp2CVn	2.8900	11000.	77	47659	No
311	GOM_NL__2PRFIN20110411_230134_000000433101_00231_47659_1865.N1	11-APR-2011 23:01:34	Bright	43.000	180	27Gam Boo	3.0400	8000.0	86	47659	No
312	GOM_NL__2PRFIN20110411_230249_000000413101_00231_47659_1866.N1	11-APR-2011 23:02:49	Bright	41.000	32	77Eps UMa	1.7630	11000.	82	47659	No
313	GOM_NL__2PRFIN20110411_230914_000000413101_00231_47659_1867.N1	11-APR-2011 23:09:14	Bright	40.500	60	7Bet UMi	2.0810	3950.0	81	47659	No
314	GOM_NL__2PRFIN20110411_231058_000000483101_00231_47659_1868.N1	11-APR-2011 23:10:58	Bright	47.500	119	14Eta Dra	2.7270	4700.0	95	47659	No
315	GOM_NL__2PRFIN20110411_231911_000000403101_00231_47659_1869.N1	11-APR-2011 23:19:11	Bright	39.500	89	5Alp Cep	2.4510	8000.0	79	47659	No
316	GOM_NL__2PRFIN20110411_232346_000000703101_00231_47659_1870.N1	11-APR-2011 23:23:46	Bright	70.000	144	18Del Cyg	2.8600	11000.	140	47659	No
317	GOM_NL__2PRFIN20110411_232609_000000523101_00231_47659_1871.N1	11-APR-2011 23:26:09	Bright	51.500	66	37Gam Cyg	2.2080	5900.0	103	47659	No
318	GOM_NL__2PRFIN20110411_232833_000000523101_00231_47659_1872.N1	11-APR-2011 23:28:33	Bright	52.000	92	53Eps Cyg	2.5000	4500.0	104	47659	No
319	GOM_NL__2PRFIN20110411_233542_000000513101_00231_47659_1873.N1	11-APR-2011 23:35:42	Twilight	50.500	61	8Eps Peg	2.1000	3900.0	101	47659	No
320	GOM_NL__2PRFIN20110411_234038_000000473101_00231_47659_1874.N1	11-APR-2011 23:40:38	Dark	46.500	154	22Bet Aqr	2.8990	5700.0	93	47659	No
321	GOM_NL__2PRFIN20110411_235613_000000603101_00232_47660_1883.N1	11-APR-2011 23:56:13	Dark	59.500	103	38Zet Sgr	2.6000	9700.0	119	47660	No
322	GOM_NL__2PRFIN20110411_235950_000000633101_00232_47660_1884.N1	11-APR-2011 23:59:50	Dark	62.500	38	20Eps Sgr	1.8360	11000.	125	47660	No

3. Quality information per product


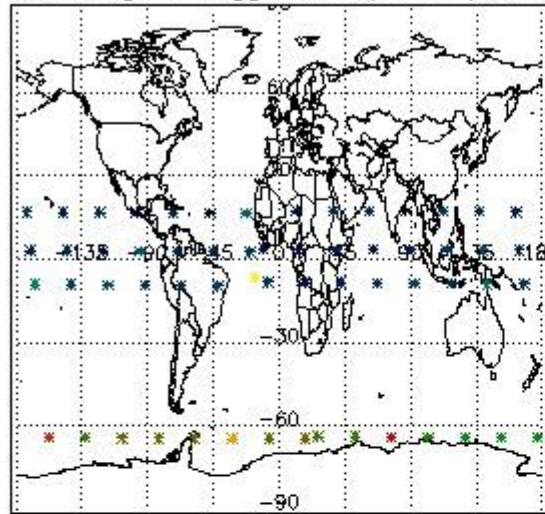
In this section it is plotted some information contained in the Quality Summary data set of the level 2 products. Only products in dark limb conditions and without errors (error flag in the MPH set to "0") are used.

3.1 Plot quality information per product (time dependant)

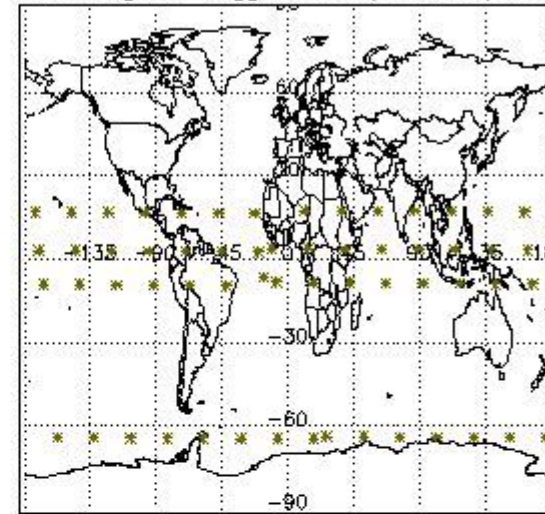


3.2 Plot quality information per product (world map)

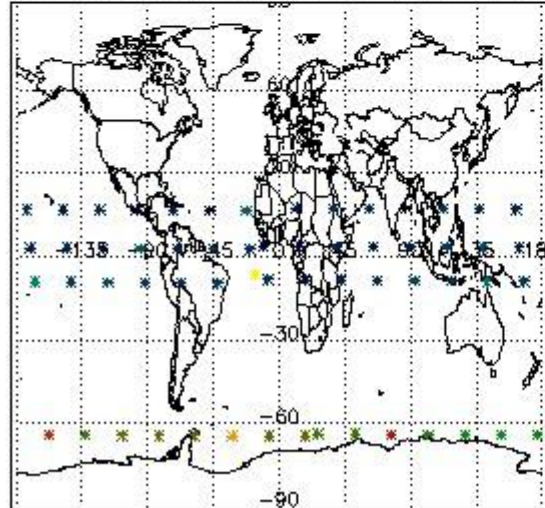
Percentage of flagged data per O3 profile



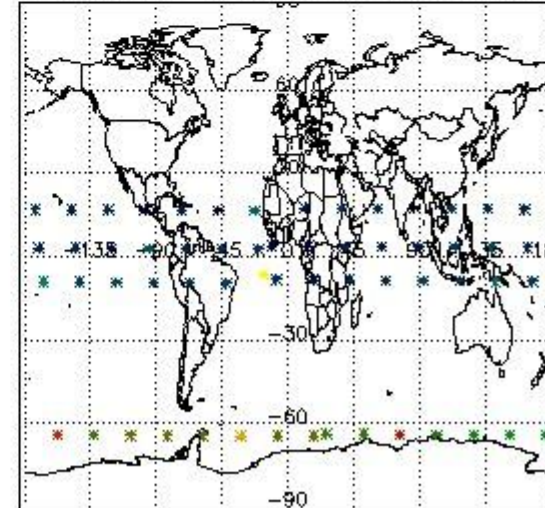
Percentage of flagged data per H2O profile



Percentage of flagged data per NO2 profile



Percentage of flagged data per NO3 profile

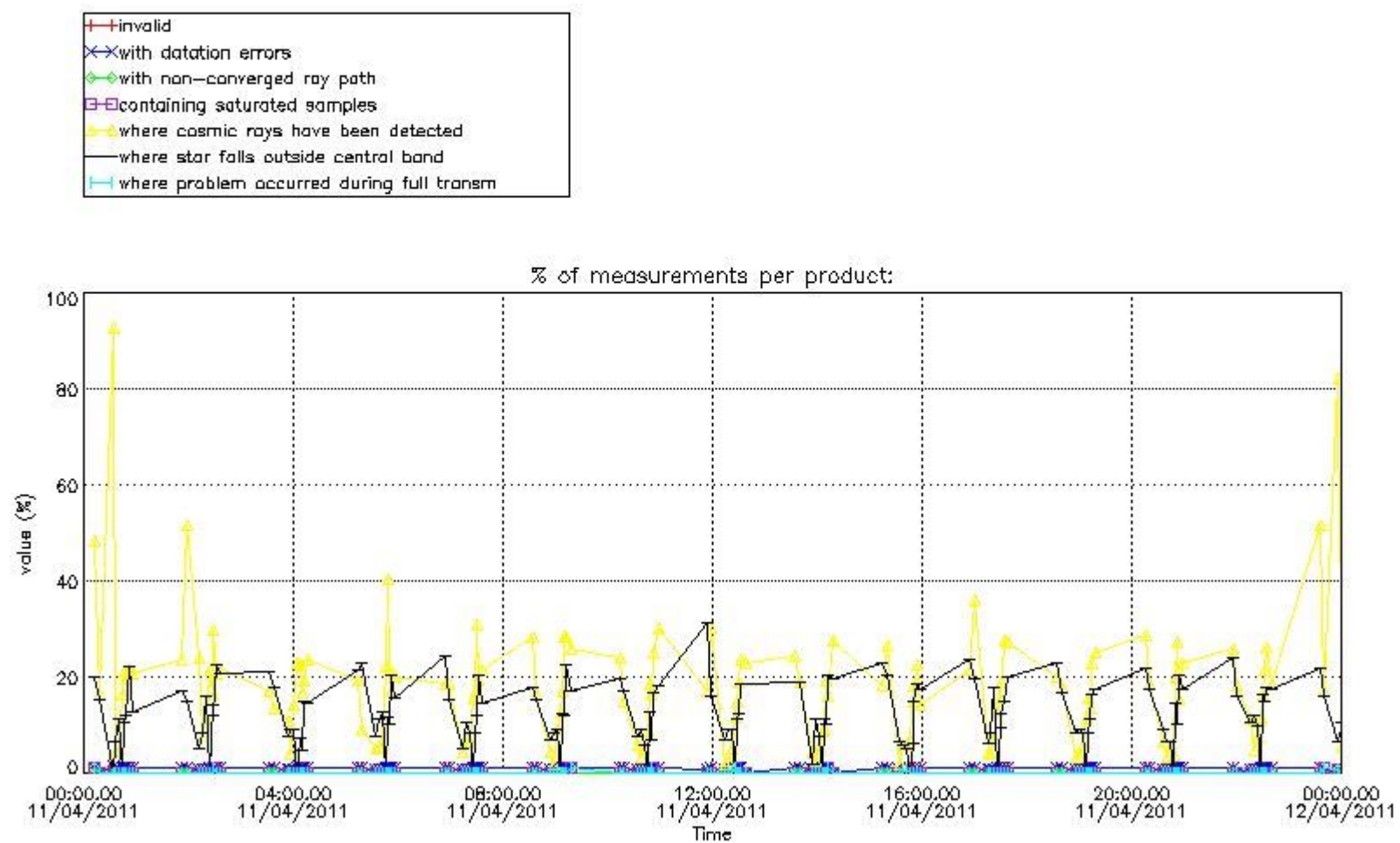


4. Level 1 quality information per product

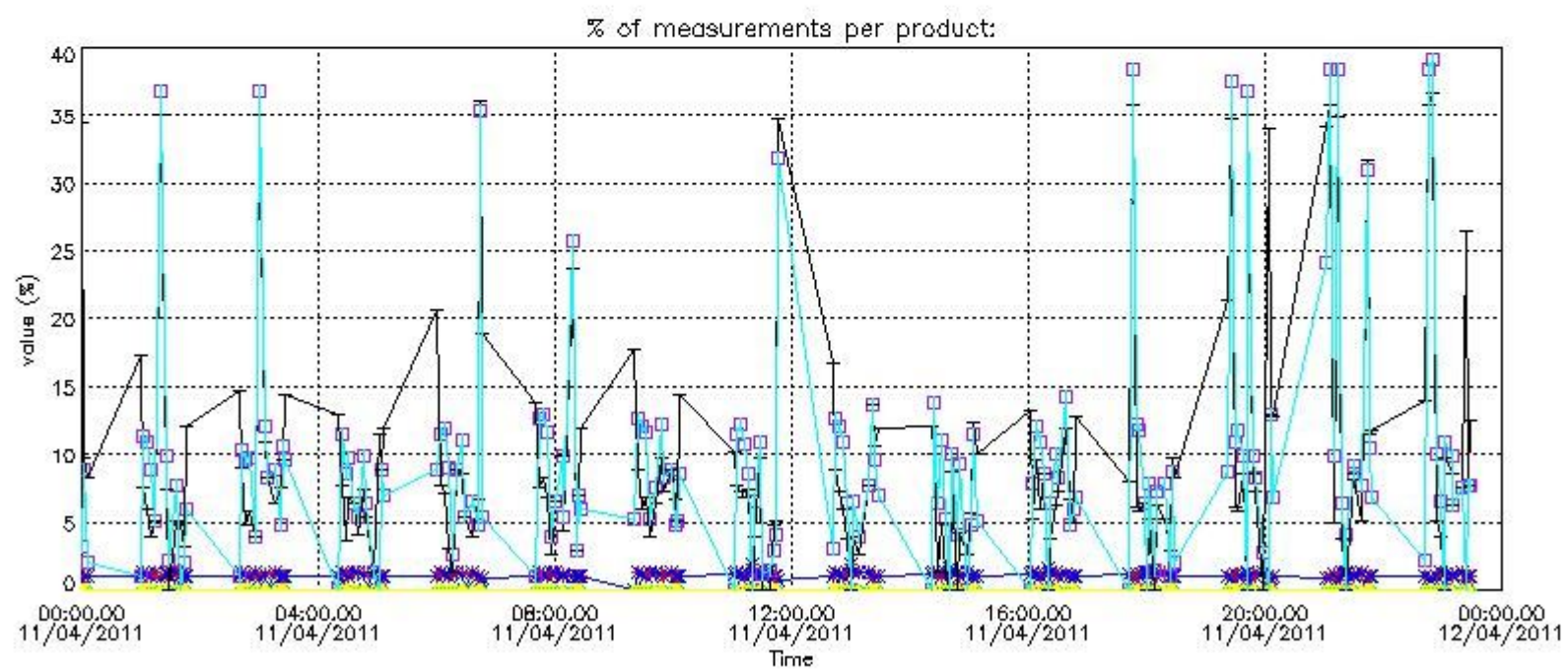
In this section it is plotted some information contained in the Quality Summary data set of the level 2 products that comes from the level 1b processing. Products without errors (error flag in the MPH set to "0") are used.

4.1 Plot quality information per product (time dependant) coming from level 1b processing

4.1.1 Plot level 1 quality information per product (time dependant): ENVISAT ASCENDING passes

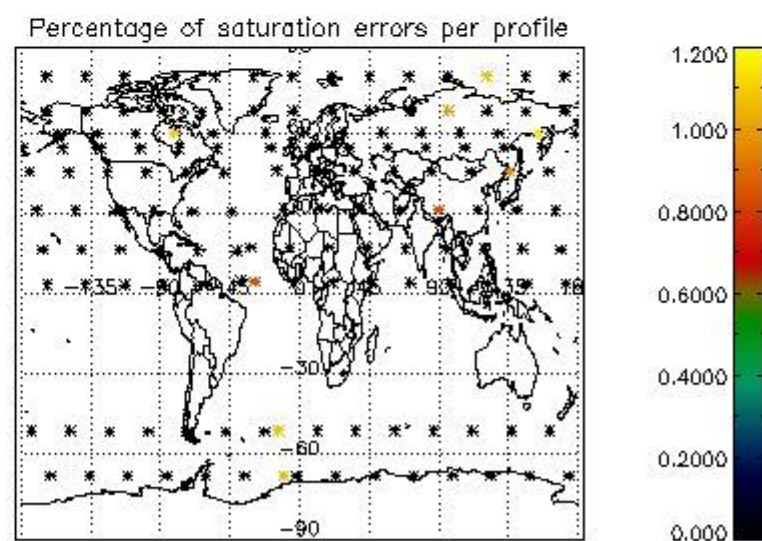
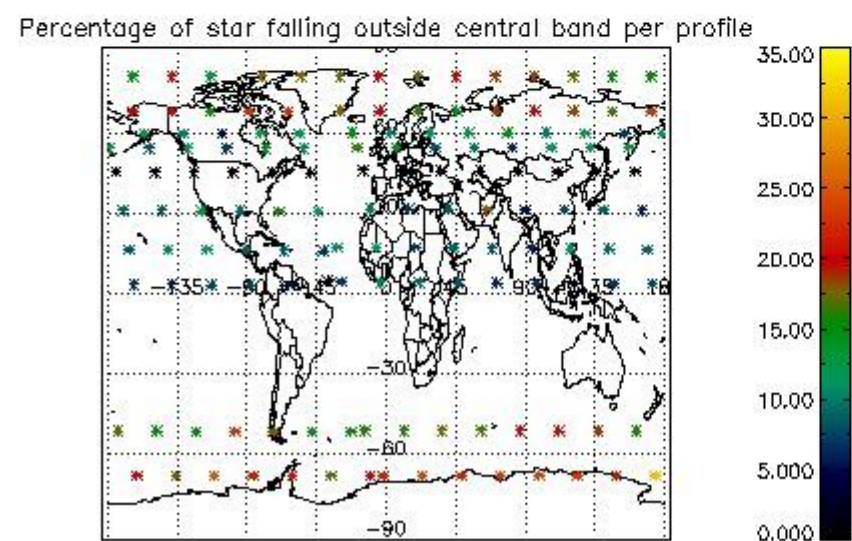
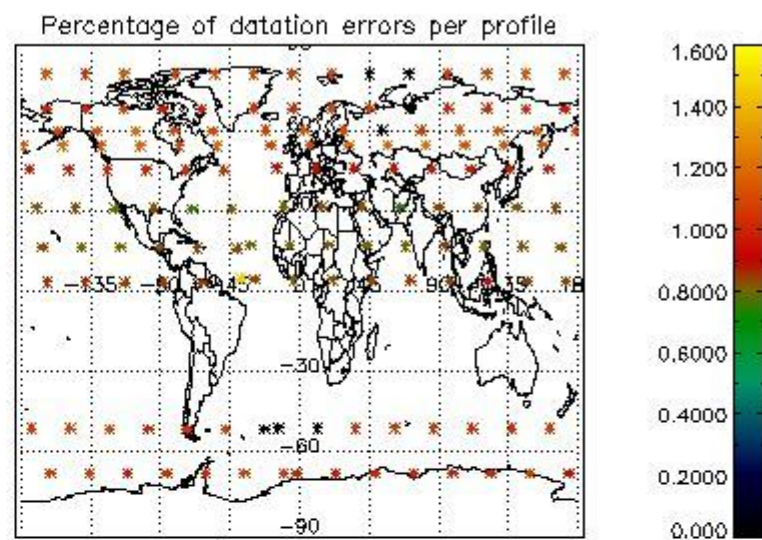
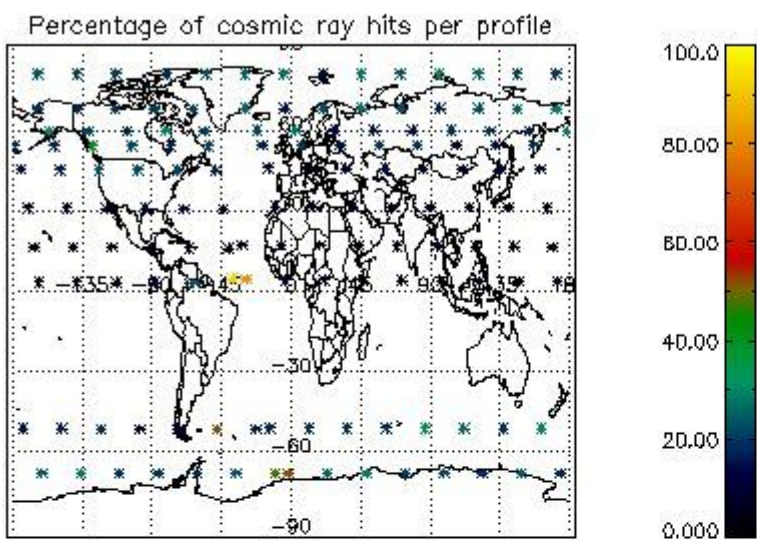


4.1.2 Plot level 1 quality information per product (time dependant): ENVI SAT DESCENDING passes

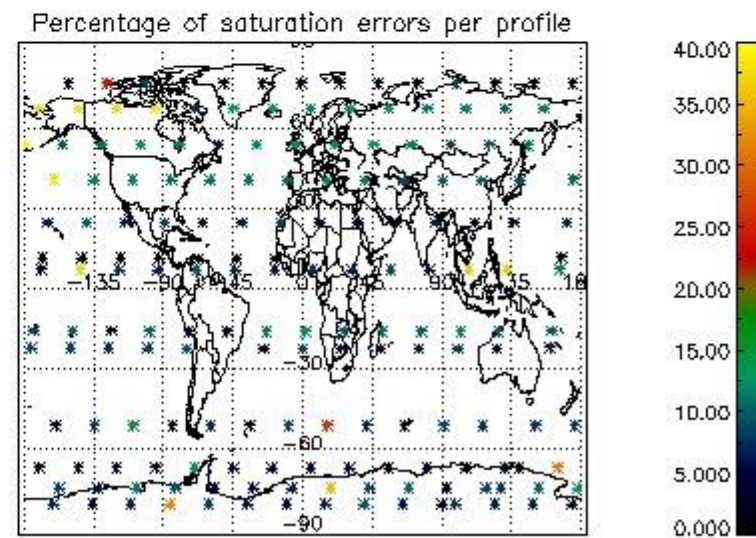
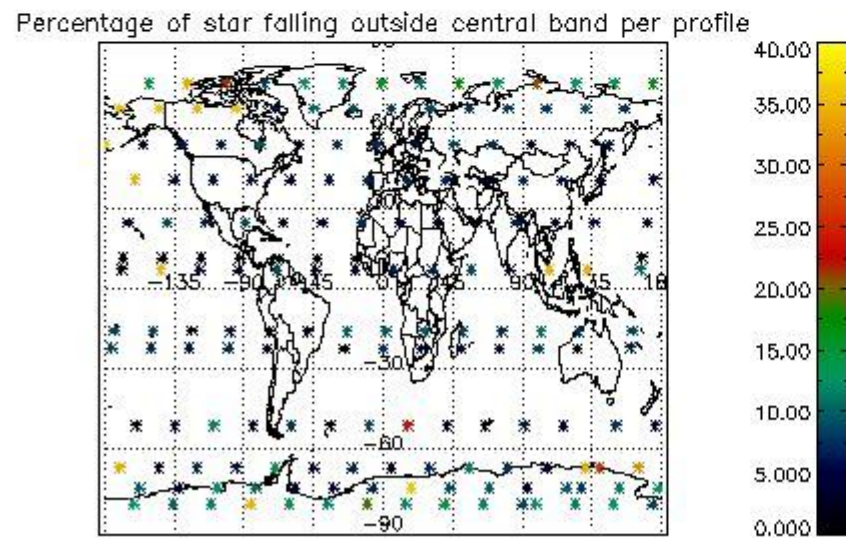
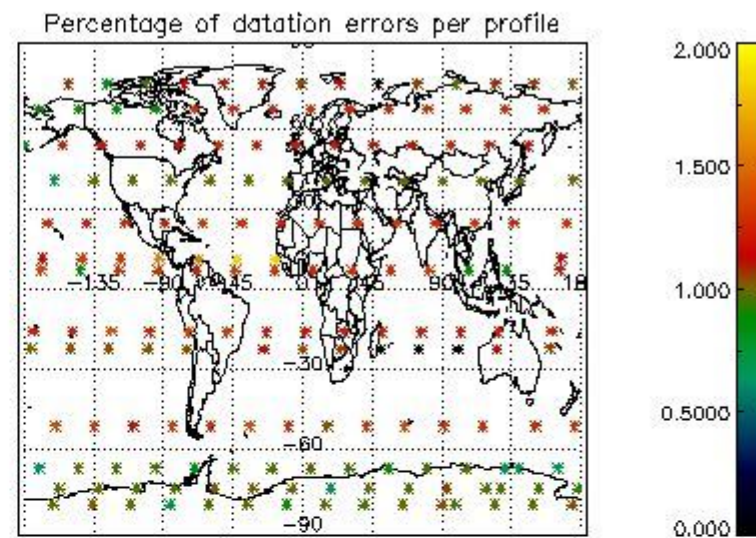
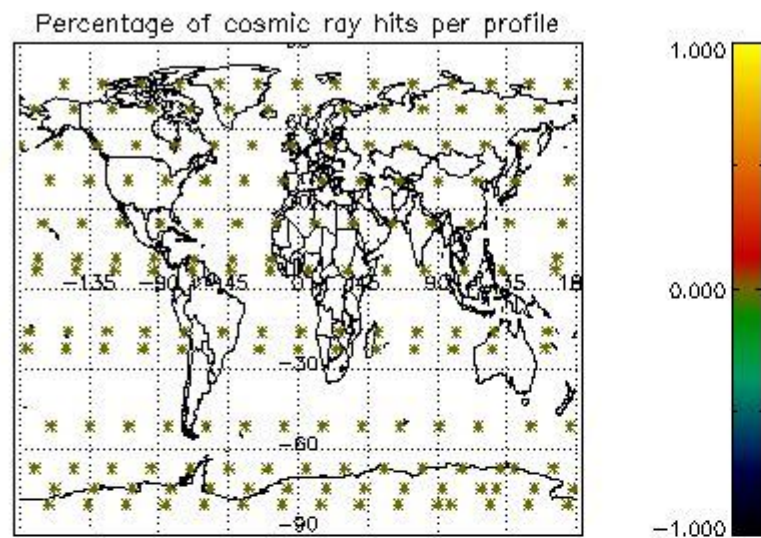


4.2 Plot quality information per product coming from level 1b processing (world map)

4.2.1 Plot level 1 quality information per product (world map): ENVISAT ASCENDING passes



4.2.2 Plot level 1 quality information per product (world map): ENVISAT DESCENDING passes



5. Trace gas profiles

5.1 Ozone statistics based on quality of products

The final quality of the products can be "measured" using the STD (Standard Deviation) attached to every point profile. This information is written to the parameter GOM_NL__2P/NL_LOCAL_SPECIES_DENSITY/o3_std of the level 2 products. The table below shows the statistics for given STD ranges.

The statistics are given with respect to the overall valid production:

- Products without fatal errors: GOM_NL__2P/MPH/PRODUCT_ERR=0
- Valid point profile: GOM_NL__2P/NL_LOCAL_SPECIES_DENSITY/pcd(0)=0

The 'Criteria' is applied to valid points of dark limb products:

- Products in dark limb illumination condition: GOM_NL__2P/NL_SUMMARY_QUALITY/obs_ill_cond=0
- Products without fatal errors: GOM_NL__2P/MPH/PRODUCT_ERR=0
- Valid point profile: GOM_NL__2P/NL_LOCAL_SPECIES_DENSITY/pcd(0)=0

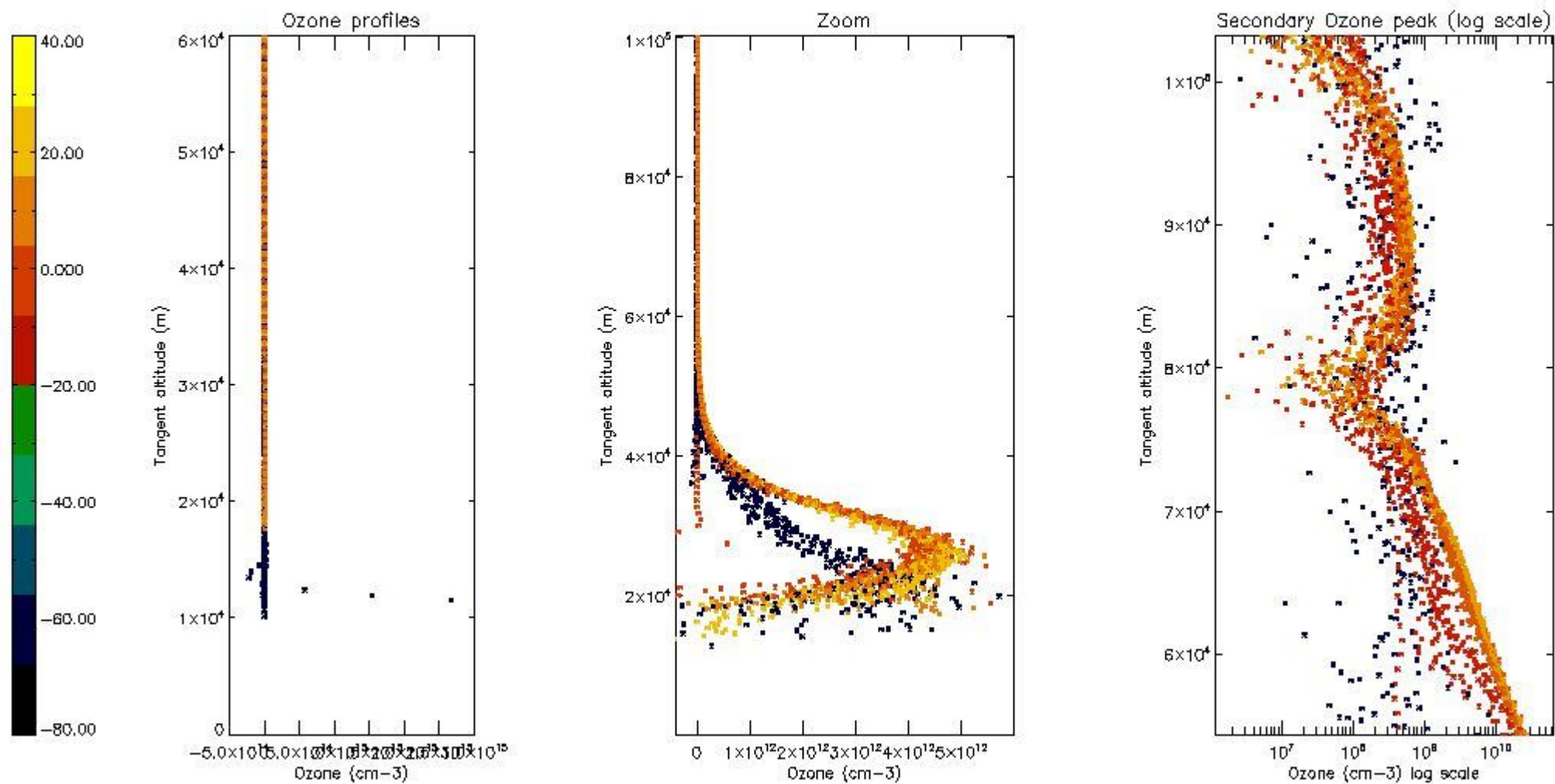
So, the table below shows the percentage of dark limb and valid observations for each criteria with respect to the overall valid daily observations.

Criteria	% of total production
All STD	22
STD < 20	12

STD < 10	9
STD < 5	6

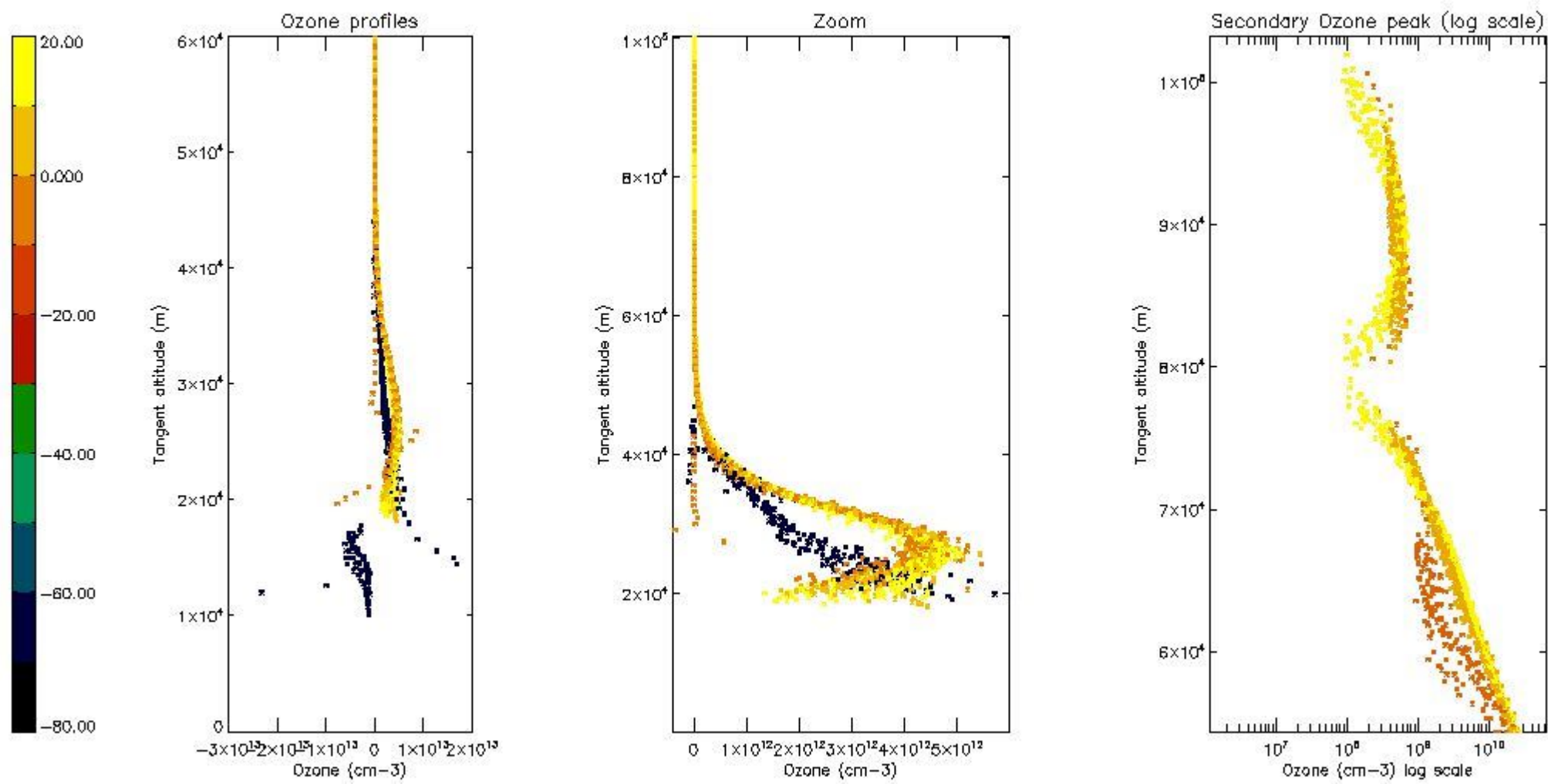
5.2 Plot ozone profiles for all STD (dark without errors)

The colorbar represents the latitude.



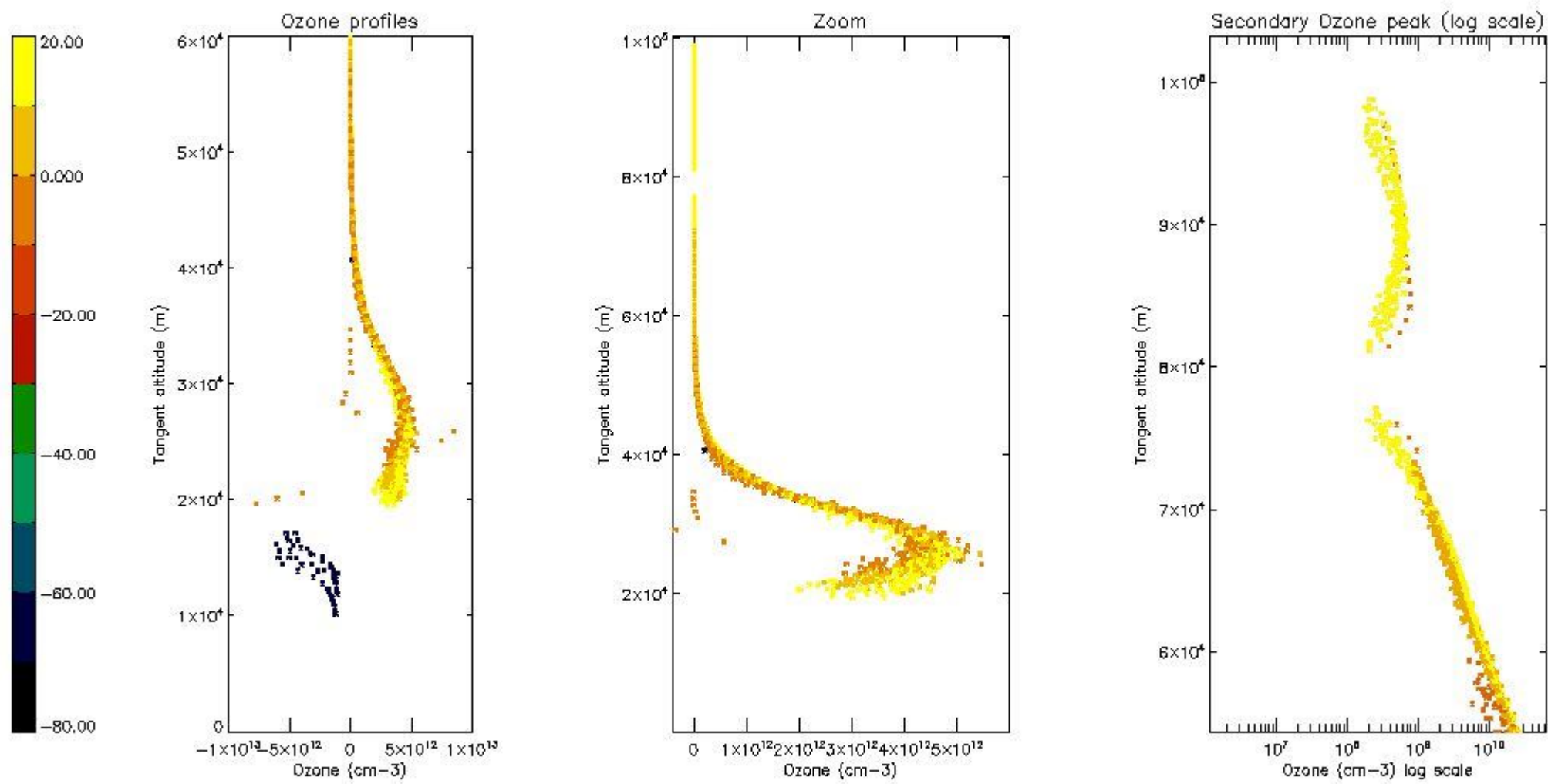
5.3 Plot ozone profiles where STD < 20% (dark without errors)

The colorbar represents the latitude.



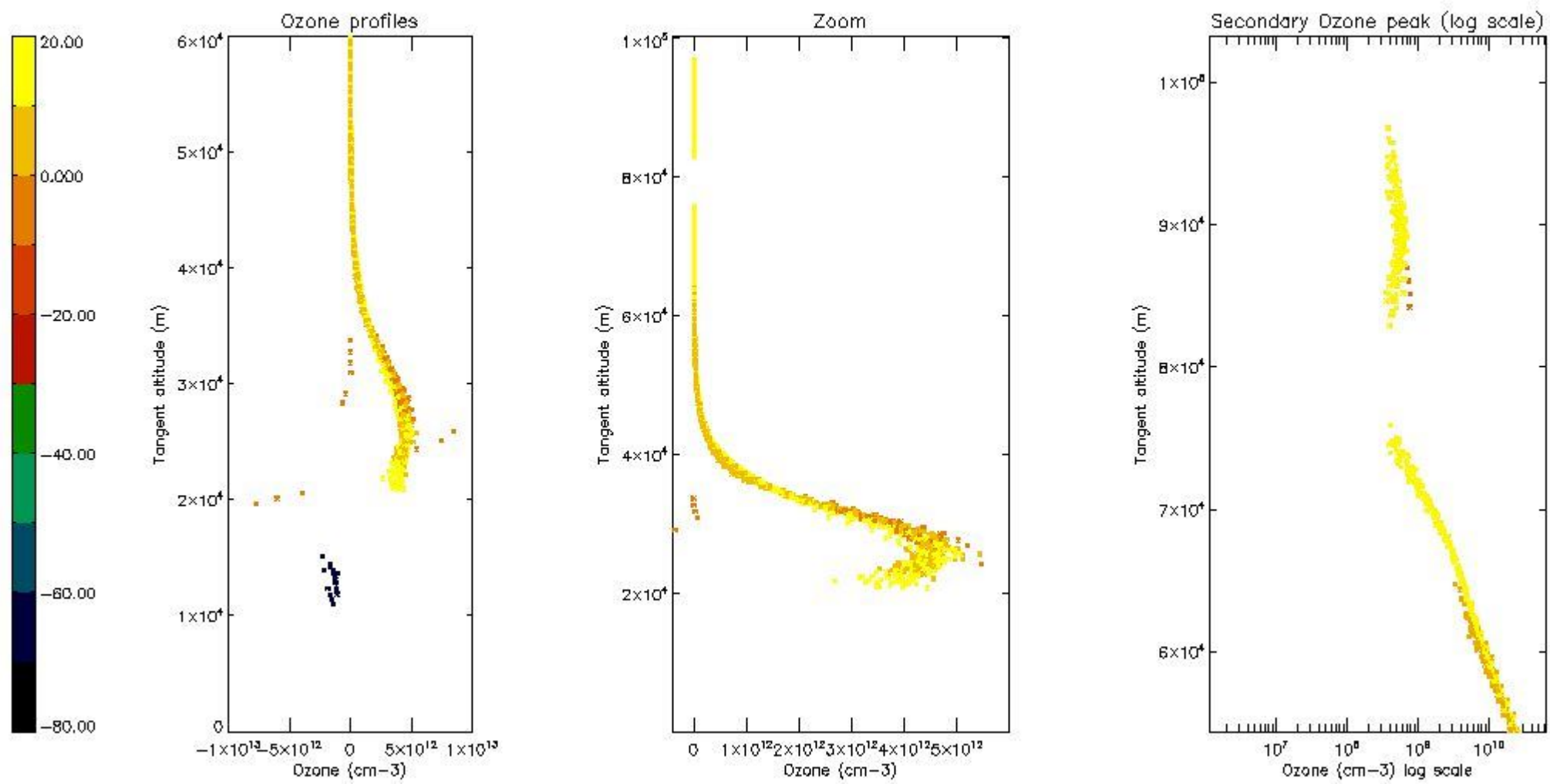
5.4 Plot ozone profiles where STD < 10% (dark without errors)

The colorbar represents the latitude.



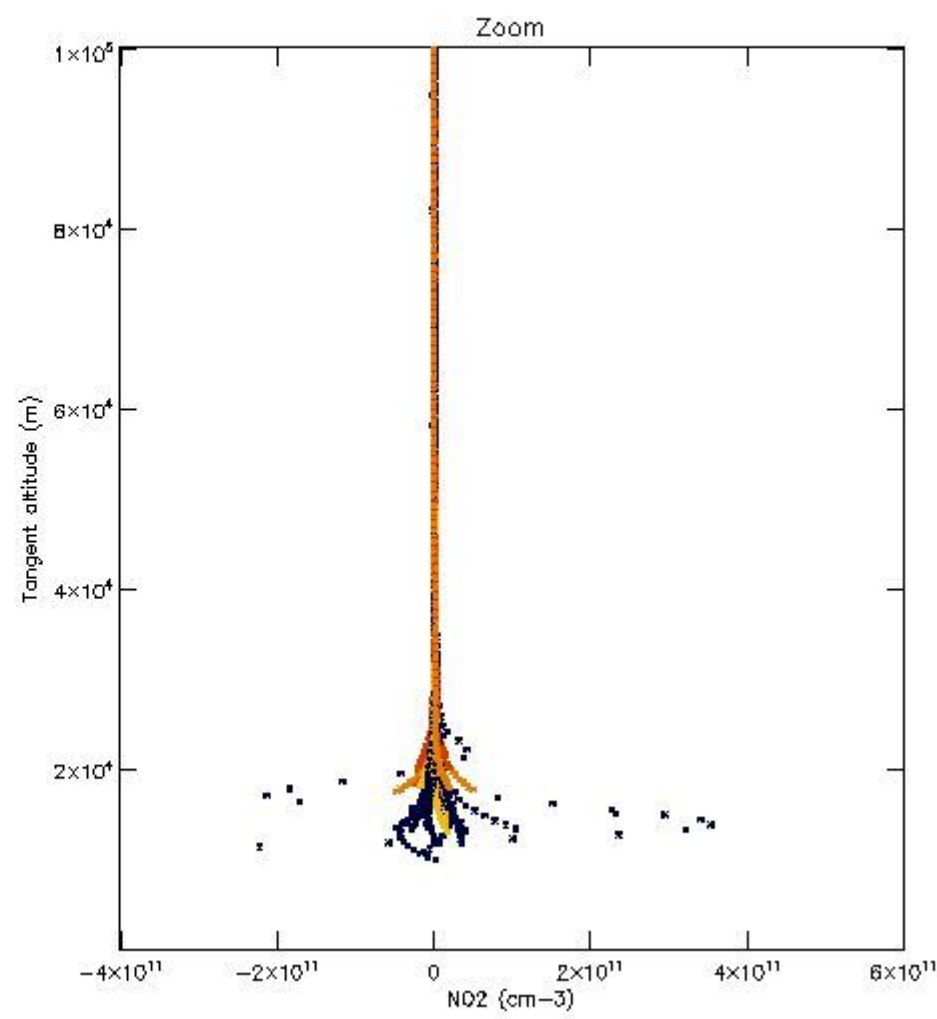
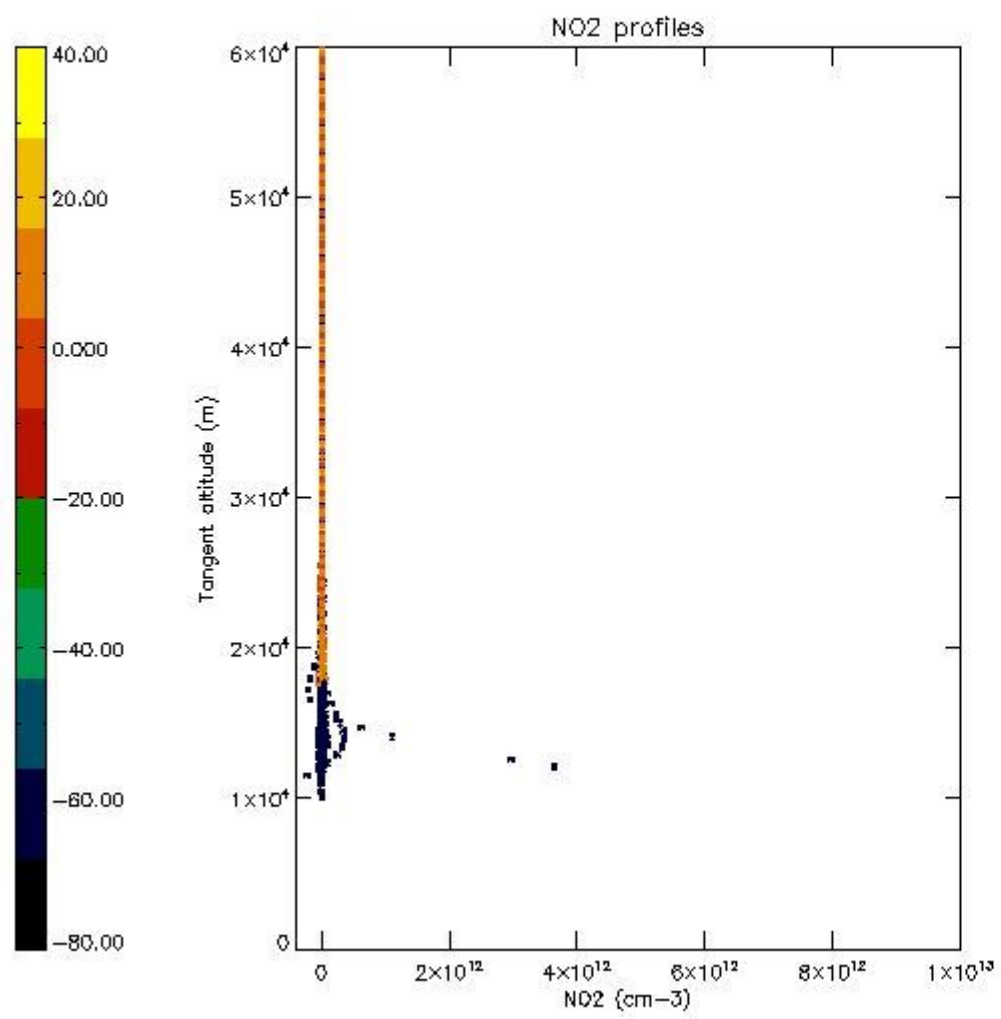
5.5 Plot ozone profiles where STD < 5% (dark without errors)

The colorbar represents the latitude.



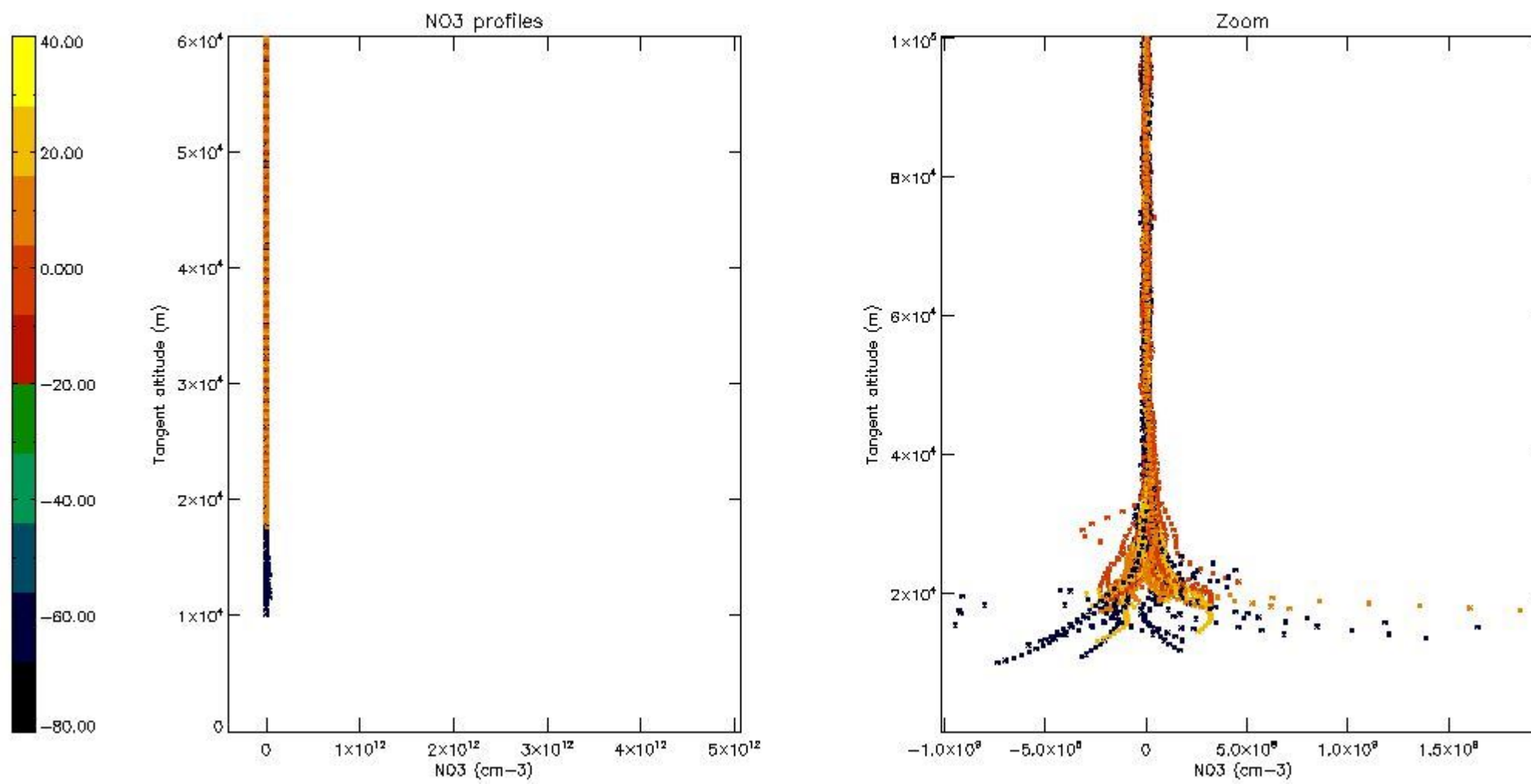
5.6 Plot NO₂ profiles for all STD (dark without errors)

The colorbar represents the latitude.



5.7 Plot NO3 profiles for all STD (dark without errors)

The colorbar represents the latitude.



6. Auxiliary Data Files used for the production reported in section 2

The number reported in the third column indicates since which file (see list in section 2) the corresponding auxiliary file has been used. The fourth column is the date of those product files.

Type	Auxiliary Filename	Used since product	Used since product date
INST_PHYS_CHARACTERISTICS	GOM_INS_AXVIEC20091111_143220_20030716_120000_20500101_000000	1	11-APR-2011 00:00:34
LEVEL-2_PROC_CONFIG	GOM_PR2_AXVIEC20091111_152718_20020301_000000_20500101_000000	1	11-APR-2011 00:00:34
CROSS_SECTIONS_FILE	GOM_CRS_AXVIEC20091111_154832_20020301_000000_20500101_000000	1	11-APR-2011 00:00:34

GOMOS Level 2 Daily Report

SUMMARY

[1. General Info](#)

[2. Summary of processed GOM_NL_2P products](#)

[3. Level 2 Quality information per product](#)

[3.1 Plot of level 2 quality information per product \(time dependant\)](#)

[3.2 Plot of level 2 quality information per product \(world map\)](#)

[4. Level 1 Quality information per product \(stored on level 2 products\)](#)

[4.1 Plot of level 1 quality information per product \(time dependant\)](#)

[4.1.1 Plot of level 1 quality information per product \(time dependant\): ASCENDING](#)

[4.1.2 Plot of level 1 quality information per product \(time dependant\): DESCENDING](#)

[4.2 Plot of level 1 quality information per product \(world map\)](#)

[4.2.1 Plot of level 1 quality information per product \(world map\): ASCENDING](#)

[4.2.2 Plot of level 1 quality information per product \(world map\): DESCENDING](#)

[5. Ozone profiles based on quality statistics and other trace gas profiles](#)

[5.1 Ozone statistics based on quality of products](#)

[5.2 Plot ozone profiles for all STD \(dark without errors\)](#)

[5.3 Plot ozone profiles where STD < 20% \(dark without errors\)](#)

[5.4. Plot ozone profiles where STD < 10% \(dark without errors\)](#)

[5.5. Plot ozone profiles where STD < 5% \(dark without errors\)](#)

[5.6 Plot NO2 profiles for all STD \(dark without errors\)](#)

[5.7 Plot NO3 profiles for all STD \(dark without errors\)](#)

[5.8 Plot H2O profiles \(only for occultations of stars 1,2,3,4,13,14,16,26,63 dark without errors\) for all STD](#)

[6. Auxiliary Data Files used for the production reported in section 2](#)

This report presents the daily analysis on parameters extracted from GOMOS level 2 data (GOM_NL__2P). It is intended to monitor some important parameters that will impact the quality of these products. A list of level 2 products (and content) that have arrived during the reporting day to the PCF is also given.

Item	Value
Time of report generation	24APR2013 12:15:53
Data source version	GOMOS/6.01
Start time of products	11-04-2011 (11APR2011 00:00:00)
Stop time of products	12-04-2011 (12APR2011 00:00:00)
Store outputs in DB	Yes
Nb of level 2 prods	322
Nb of prods with errors	0

2. Summary of processed GOM_NL__2P products.

Nr	Filename	UTC Start time	Limb	Duration	Star Id	Star Name	Star Mag	Star Temp	Nb Meas	Orbit	Prod. error
1	GOM_NL__2PRFIN20110411_000034_000000773101_00217_47645_1493.N1	11-APR-2011 00:00:34	Bright	77.000	144	18Del Cyg	2.8600	11000.	154	47645	No
2	GOM_NL__2PRFIN20110411_000254_000000513101_00217_47645_1494.N1	11-APR-2011 00:02:54	Bright	51.000	66	37Gam Cyg	2.2080	5900.0	102	47645	No
3	GOM_NL__2PRFIN20110411_000516_000000483101_00217_47645_1495.N1	11-APR-2011 00:05:16	Bright	48.000	92	53Eps Cyg	2.5000	4500.0	96	47645	No
4	GOM_NL__2PRFIN20110411_001221_000000483101_00217_47645_1496.N1	11-APR-2011 00:12:21	Twilight	47.500	61	8Eps Peg	2.1000	3900.0	95	47645	No
5	GOM_NL__2PRFIN20110411_001714_000000463101_00217_47645_1497.N1	11-APR-2011 00:17:14	Dark	45.500	154	22Bet Aqr	2.8990	5700.0	91	47645	No
6	GOM_NL__2PRFIN20110411_003303_000000343101_00218_47646_1487.N1	11-APR-2011 00:33:03	Dark	34.000	57	34Sig Sgr	2.0660	26000.	68	47646	No
7	GOM_NL__2PRFIN20110411_003613_000000603101_00218_47646_1488.N1	11-APR-2011 00:36:13	Dark	59.500	38	20Eps Sgr	1.8360	11000.	119	47646	No
8	GOM_NL__2PRFIN20110411_004019_000000623101_00218_47646_1489.N1	11-APR-2011 00:40:19	Dark	61.500	25	35Lam Sco	1.6200	28000.	123	47646	No
9	GOM_NL__2PRFIN20110411_004423_000000493101_00218_47646_1490.N1	11-APR-2011 00:44:23	Straylight	49.000	75	26Eps Sco	2.2910	4250.0	98	47646	No
10	GOM_NL__2PRFIN20110411_004659_000000433101_00218_47646_1491.N1	11-APR-2011 00:46:59	Straylight	42.500	78	Alp Lup	2.3040	28000.	85	47646	No
11	GOM_NL__2PRFIN20110411_004834_000000463101_00218_47646_1492.N1	11-APR-2011 00:48:34	Straylight	45.500	81	Eta Cen	2.3560	28000.	91	47646	No
12	GOM_NL__2PRFIN20110411_005102_000000523101_00218_47646_1493.N1	11-APR-2011 00:51:02	Straylight	51.500	54	5The Cen	2.0550	4500.0	103	47646	No
13	GOM_NL__2PRFIN20110411_005555_000000443101_00218_47646_1494.N1	11-APR-2011 00:55:55	Twilight	43.500	169	46Gam Hya	2.9910	4700.0	87	47646	No
14	GOM_NL__2PRFIN20110411_005941_000000493101_00218_47646_1495.N1	11-APR-2011 00:59:41	Bright	49.000	15	67Alp Vir	0.97600	28000.	98	47646	No
15	GOM_NL__2PRFIN20110411_010245_000000403101_00218_47646_1496.N1	11-APR-2011 01:02:45	Bright	39.500	121	29Gam Vir	2.7400	7200.0	79	47646	No
16	GOM_NL__2PRFIN20110411_010643_000000423101_00218_47646_1497.N1	11-APR-2011 01:06:43	Bright	41.500	138	47Eps Vir	2.8280	4700.0	83	47646	No
17	GOM_NL__2PRFIN20110411_011030_000000513101_00218_47646_1498.N1	11-APR-2011 01:10:30	Bright	50.500	111	8Eta Boo	2.6800	6000.0	101	47646	No
18	GOM_NL__2PRFIN20110411_011456_000000403101_00218_47646_1499.N1	11-APR-2011 01:14:56	Bright	39.500	152	12Alp2CVn	2.8900	11000.	79	47646	No
19	GOM_NL__2PRFIN20110411_011951_000000573101_00218_47646_1500.N1	11-APR-2011 01:19:51	Bright	57.000	32	77Eps UMa	1.7630	11000.	114	47646	No
20	GOM_NL__2PRFIN20110411_012616_000000413101_00218_47646_1501.N1	11-APR-2011 01:26:16	Bright	40.500	60	7Bet UMi	2.0810	3950.0	81	47646	No
21	GOM_NL__2PRFIN20110411_012805_000000453101_00218_47646_1502.N1	11-APR-2011 01:28:05	Bright	44.500	119	14Eta Dra	2.7270	4700.0	89	47646	No
22	GOM_NL__2PRFIN20110411_013611_000000393101_00218_47646_1503.N1	11-APR-2011 01:36:11	Bright	39.000	89	5Alp Cep	2.4510	8000.0	78	47646	No
23	GOM_NL__2PRFIN20110411_014048_000000523101_00218_47646_1504.N1	11-APR-2011 01:40:48	Bright	51.500	144	18Del Cyg	2.8600	11000.	103	47646	No
24	GOM_NL__2PRFIN20110411_014308_000000483101_00218_47646_1505.N1	11-APR-2011 01:43:08	Bright	47.500	66	37Gam Cyg	2.2080	5900.0	95	47646	No
25	GOM_NL__2PRFIN20110411_014530_000000503101_00218_47646_1506.N1	11-APR-2011 01:45:30	Bright	50.000	92	53Eps Cyg	2.5000	4500.0	100	47646	No
26	GOM_NL__2PRFIN20110411_015235_000000473101_00218_47646_1507.N1	11-APR-2011 01:52:35	Twilight	46.500	61	8Eps Peg	2.1000	3900.0	93	47646	No
27	GOM_NL__2PRFIN20110411_015729_000000473101_00218_47646_1508.N1	11-APR-2011 01:57:29	Dark	46.500	154	22Bet Aqr	2.8990	5700.0	93	47646	No
28	GOM_NL__2PRFIN20110411_021251_000000593101_00219_47647_1501.N1	11-APR-2011 02:12:51	Dark	58.500	103	38Zet Sgr	2.6000	9700.0	117	47647	No
29	GOM_NL__2PRFIN20110411_021629_000000603101_00219_47647_1502.N1	11-APR-2011 02:16:29	Dark	59.500	38	20Eps Sgr	1.8360	11000.	119	47647	No
30	GOM_NL__2PRFIN20110411_022034_000000663101_00219_47647_1503.N1	11-APR-2011 02:20:34	Dark	66.000	25	35Lam Sco	1.6200	28000.	132	47647	No
31	GOM_NL__2PRFIN20110411_022438_000000493101_00219_47647_1504.N1	11-APR-2011 02:24:38	Straylight	49.000	75	26Eps Sco	2.2910	4250.0	98	47647	No
32	GOM_NL__2PRFIN20110411_022713_000000463101_00219_47647_1505.N1	11-APR-2011 02:27:13	Straylight	45.500	78	Alp Lup	2.3040	28000.	91	47647	No
33	GOM_NL__2PRFIN20110411_022849_000000463101_00219_47647_1506.N1	11-APR-2011 02:28:49	Straylight	45.500	81	Eta Cen	2.3560	28000.	91	47647	No
34	GOM_NL__2PRFIN20110411_023116_000000513101_00219_47647_1507.N1	11-APR-2011 02:31:16	Straylight	51.000	54	5The Cen	2.0550	4500.0	102	47647	No
35	GOM_NL__2PRFIN20110411_023609_000000493101_00219_47647_1508.N1	11-APR-2011 02:36:09	Twilight	48.500	169	46Gam Hya	2.9910	4700.0	97	47647	No
36	GOM_NL__2PRFIN20110411_023955_000000483101_00219_47647_1509.N1	11-APR-2011 02:39:55	Bright	47.500	15	67Alp Vir	0.97600	28000.	95	47647	No
37	GOM_NL__2PRFIN20110411_024259_000000393101_00219_47647_1510.N1	11-APR-2011 02:42:59	Bright	39.000	121	29Gam Vir	2.7400	7200.0	78	47647	No
38	GOM_NL__2PRFIN20110411_024656_000000423101_00219_47647_1511.N1	11-APR-2011 02:46:56	Bright	41.500	138	47Eps Vir	2.8280	4700.0	83	47647	No
39	GOM_NL__2PRFIN20110411_025043_000000523101_00219_47647_1512.N1	11-APR-2011 02:50:43	Bright	51.500	111	8Eta Boo	2.6800	6000.0	103	47647	No
40	GOM_NL__2PRFIN20110411_025509_000000393101_00219_47647_1513.N1	11-APR-2011 02:55:09	Bright	38.500	152	12Alp2CVn	2.8900	11000.	77	47647	No
41	GOM_NL__2PRFIN20110411_030005_000000573101_00219_47647_1514.N1	11-APR-2011 03:00:05	Bright	57.000	32	77Eps UMa	1.7630	11000.	114	47647	No
42	GOM_NL__2PRFIN20110411_030629_000000423101_00219_47647_1515.N1	11-APR-2011 03:06:29	Bright	41.500	60	7Bet UMi	2.0810	3950.0	83	47647	No

43	GOM_NL__2PRFIN20110411_030819_000000493101_00219_47647_1516.N1	11-APR-2011 03:08:19	Bright	48.500	119	14Eta Dra	2.7270	4700.0	97	47647	No
44	GOM_NL__2PRFIN20110411_031625_000000403101_00219_47647_1517.N1	11-APR-2011 03:16:25	Bright	39.500	89	5Alp Cep	2.4510	8000.0	79	47647	No
45	GOM_NL__2PRFIN20110411_032102_000000533101_00219_47647_1518.N1	11-APR-2011 03:21:02	Bright	52.500	144	18Del Cyg	2.8600	11000.	105	47647	No
46	GOM_NL__2PRFIN20110411_032322_000000523101_00219_47647_1519.N1	11-APR-2011 03:23:22	Bright	52.000	66	37Gam Cyg	2.2080	5900.0	104	47647	No
47	GOM_NL__2PRFIN20110411_032544_000000523101_00219_47647_1520.N1	11-APR-2011 03:25:44	Bright	52.000	92	53Eps Cyg	2.5000	4500.0	104	47647	No
48	GOM_NL__2PRFIN20110411_033249_000000503101_00219_47647_1521.N1	11-APR-2011 03:32:49	Twilight	49.500	61	8Eps Peg	2.1000	3900.0	99	47647	No
49	GOM_NL__2PRFIN20110411_033743_000000483101_00219_47647_1522.N1	11-APR-2011 03:37:43	Dark	48.000	154	22Bet Aqr	2.8990	5700.0	96	47647	No
50	GOM_NL__2PRFIN20110411_035307_000000603101_00220_47648_1511.N1	11-APR-2011 03:53:07	Dark	59.500	103	38Zet Sgr	2.6000	9700.0	119	47648	No
51	GOM_NL__2PRFIN20110411_035645_000000613101_00220_47648_1512.N1	11-APR-2011 03:56:45	Dark	60.500	38	20Eps Sgr	1.8360	11000.	121	47648	No
52	GOM_NL__2PRFIN20110411_040050_000000613101_00220_47648_1513.N1	11-APR-2011 04:00:50	Dark	60.500	25	35Lam Sco	1.6200	28000.	121	47648	No
53	GOM_NL__2PRFIN20110411_040453_000000503101_00220_47648_1514.N1	11-APR-2011 04:04:53	Straylight	50.000	75	26Eps Sco	2.2910	4250.0	100	47648	No
54	GOM_NL__2PRFIN20110411_040728_000000423101_00220_47648_1515.N1	11-APR-2011 04:07:28	Straylight	42.000	78	Alp Lup	2.3040	28000.	84	47648	No
55	GOM_NL__2PRFIN20110411_040903_000000423101_00220_47648_1516.N1	11-APR-2011 04:09:03	Straylight	42.000	81	Eta Cen	2.3560	28000.	84	47648	No
56	GOM_NL__2PRFIN20110411_041130_000000473101_00220_47648_1517.N1	11-APR-2011 04:11:30	Straylight	46.500	54	5The Cen	2.0550	4500.0	93	47648	No
57	GOM_NL__2PRFIN20110411_041623_000000453101_00220_47648_1518.N1	11-APR-2011 04:16:23	Twilight_and_stray	44.500	169	46Gam Hya	2.9910	4700.0	89	47648	No
58	GOM_NL__2PRFIN20110411_042009_000000473101_00220_47648_1519.N1	11-APR-2011 04:20:09	Bright	46.500	15	67Alp Vir	0.97600	28000.	93	47648	No
59	GOM_NL__2PRFIN20110411_042314_000000393101_00220_47648_1520.N1	11-APR-2011 04:23:14	Bright	39.000	121	29Gam Vir	2.7400	7200.0	78	47648	No
60	GOM_NL__2PRFIN20110411_042710_000000413101_00220_47648_1521.N1	11-APR-2011 04:27:10	Bright	40.500	138	47Eps Vir	2.8280	4700.0	81	47648	No
61	GOM_NL__2PRFIN20110411_043056_000000513101_00220_47648_1522.N1	11-APR-2011 04:30:56	Bright	51.000	111	8Eta Boo	2.6800	6000.0	102	47648	No
62	GOM_NL__2PRFIN20110411_043523_000000403101_00220_47648_1523.N1	11-APR-2011 04:35:23	Bright	39.500	152	12Alp2CVn	2.8900	11000.	79	47648	No
63	GOM_NL__2PRFIN20110411_044018_000000383101_00220_47648_1524.N1	11-APR-2011 04:40:18	Bright	37.500	32	77Eps UMa	1.7630	11000.	75	47648	No
64	GOM_NL__2PRFIN20110411_044643_000000413101_00220_47648_1525.N1	11-APR-2011 04:46:43	Bright	40.500	60	7Bet UMi	2.0810	3950.0	81	47648	No
65	GOM_NL__2PRFIN20110411_044832_000000473101_00220_47648_1526.N1	11-APR-2011 04:48:32	Bright	47.000	119	14Eta Dra	2.7270	4700.0	94	47648	No
66	GOM_NL__2PRFIN20110411_045639_000000373101_00220_47648_1527.N1	11-APR-2011 04:56:39	Bright	36.500	89	5Alp Cep	2.4510	8000.0	73	47648	No
67	GOM_NL__2PRFIN20110411_050116_000000573101_00220_47648_1528.N1	11-APR-2011 05:01:16	Bright	56.500	144	18Del Cyg	2.8600	11000.	113	47648	No
68	GOM_NL__2PRFIN20110411_050336_000000513101_00220_47648_1529.N1	11-APR-2011 05:03:36	Bright	51.000	66	37Gam Cyg	2.2080	5900.0	102	47648	No
69	GOM_NL__2PRFIN20110411_050558_000000513101_00220_47648_1530.N1	11-APR-2011 05:05:58	Bright	50.500	92	53Eps Cyg	2.5000	4500.0	101	47648	No
70	GOM_NL__2PRFIN20110411_051304_000000493101_00220_47648_1531.N1	11-APR-2011 05:13:04	Twilight	49.000	61	8Eps Peg	2.1000	3900.0	98	47648	No
71	GOM_NL__2PRFIN20110411_051758_000000513101_00220_47648_1532.N1	11-APR-2011 05:17:58	Dark	50.500	154	22Bet Aqr	2.8990	5700.0	101	47648	No
72	GOM_NL__2PRFIN20110411_053322_000000593101_00221_47649_1522.N1	11-APR-2011 05:33:22	Dark	59.000	103	38Zet Sgr	2.6000	9700.0	118	47649	No
73	GOM_NL__2PRFIN20110411_053700_000000633101_00221_47649_1523.N1	11-APR-2011 05:37:00	Dark	62.500	38	20Eps Sgr	1.8360	11000.	125	47649	No
74	GOM_NL__2PRFIN20110411_054106_000000643101_00221_47649_1524.N1	11-APR-2011 05:41:06	Dark	63.500	25	35Lam Sco	1.6200	28000.	127	47649	No
75	GOM_NL__2PRFIN20110411_054509_000000503101_00221_47649_1525.N1	11-APR-2011 05:45:09	Straylight	50.000	75	26Eps Sco	2.2910	4250.0	100	47649	No
76	GOM_NL__2PRFIN20110411_054742_000000443101_00221_47649_1526.N1	11-APR-2011 05:47:42	Straylight	43.500	78	Alp Lup	2.3040	28000.	87	47649	No
77	GOM_NL__2PRFIN20110411_054918_000000453101_00221_47649_1527.N1	11-APR-2011 05:49:18	Straylight	44.500	81	Eta Cen	2.3560	28000.	89	47649	No
78	GOM_NL__2PRFIN20110411_055145_000000503101_00221_47649_1528.N1	11-APR-2011 05:51:45	Straylight	49.500	54	5The Cen	2.0550	4500.0	99	47649	No
79	GOM_NL__2PRFIN20110411_055638_000000453101_00221_47649_1529.N1	11-APR-2011 05:56:38	Twilight_and_stray	45.000	169	46Gam Hya	2.9910	4700.0	90	47649	No
80	GOM_NL__2PRFIN20110411_060023_000000513101_00221_47649_1530.N1	11-APR-2011 06:00:23	Bright	51.000	15	67Alp Vir	0.97600	28000.	102	47649	No
81	GOM_NL__2PRFIN20110411_060328_000000393101_00221_47649_1531.N1	11-APR-2011 06:03:28	Bright	39.000	121	29Gam Vir	2.7400	7200.0	78	47649	No
82	GOM_NL__2PRFIN20110411_060724_000000423101_00221_47649_1532.N1	11-APR-2011 06:07:24	Bright	42.000	138	47Eps Vir	2.8280	4700.0	84	47649	No
83	GOM_NL__2PRFIN20110411_061110_000000503101_00221_47649_1533.N1	11-APR-2011 06:11:10	Bright	50.000	111	8Eta Boo	2.6800	6000.0	100	47649	No
84	GOM_NL__2PRFIN20110411_061537_000000383101_00221_47649_1534.N1	11-APR-2011 06:15:37	Bright	37.500	152	12Alp2CVn	2.8900	11000.	75	47649	No
85	GOM_NL__2PRFIN20110411_062032_000000403101_00221_47649_1535.N1	11-APR-2011 06:20:32	Bright	39.500	32	77Eps UMa	1.7630	11000.	79	47649	No
86	GOM_NL__2PRFIN20110411_062657_000000413101_00221_47649_1536.N1	11-APR-2011 06:26:57	Bright	40.500	60	7Bet UMi	2.0810	3950.0	81	47649	No
87	GOM_NL__2PRFIN20110411_062845_000000473101_00221_47649_1537.N1	11-APR-2011 06:28:45	Bright	47.000	119	14Eta Dra	2.7270	4700.0	94	47649	No
88	GOM_NL__2PRFIN20110411_063653_000000393101_00221_47649_1538.N1	11-APR-2011 06:36:53	Bright	38.500	89	5Alp Cep	2.4510	8000.0	77	47649	No
89	GOM_NL__2PRFIN20110411_064129_000000533101_00221_47649_1539.N1	11-APR-2011 06:41:29	Bright	52.500	144	18Del Cyg	2.8600	11000.	105	47649	No
90	GOM_NL__2PRFIN20110411_064350_000000723101_00221_47649_1540.N1	11-APR-2011 06:43:50	Bright	72.000	66	37Gam Cyg	2.2080	5900.0	144	47649	No
91	GOM_NL__2PRFIN20110411_064612_000000563101_00221_47649_1541.N1	11-APR-2011 06:46:12	Bright	55.500	92	53Eps Cyg	2.5000	4500.0	111	47649	No
92	GOM_NL__2PRFIN20110411_065319_000000513101_00221_47649_1542.N1	11-APR-2011 06:53:19	Twilight	51.000	61	8Eps Peg	2.1000	3900.0	102	47649	No
93	GOM_NL__2PRFIN20110411_065813_000000463101_00221_47649_1543.N1	11-APR-2011 06:58:13	Dark	46.000	154	22Bet Aqr	2.8990	5700.0	92	47649	No
94	GOM_NL__2PRFIN20110411_071338_000000583101_00222_47650_1555.N1	11-APR-2011 07:13:38	Dark	57.500	103	38Zet Sgr	2.6000	9700.0	115	47650	No
95	GOM_NL__2PRFIN20110411_071716_000000623101_00222_47650_1556.N1	11-APR-2011 07:17:16	Dark	62.000	38	20Eps Sgr	1.8360	11000.	124	47650	No
96	GOM_NL__2PRFIN20110411_072121_000000603101_00222_47650_1557.N1	11-APR-2011 07:21:21	Dark	60.000	25	35Lam Sco	1.6200	28000.	120	47650	No
97	GOM_NL__2PRFIN20110411_072524_000000513101_00222_47650_1558.N1	11-APR-2011 07:25:24	Straylight	51.000	75	26Eps Sco	2.2910	4250.0	102	47650	No
98	GOM_NL__2PRFIN20110411_072757_000000423101_00222_47650_1559.N1	11-APR-2011 07:27:57	Straylight	42.000	78	Alp Lup	2.3040	28000.	84	47650	No
99	GOM_NL__2PRFIN20110411_072932_000000463101_00222_47650_1560.N1	11-APR-2011 07:29:32	Straylight	45.500	81	Eta Cen	2.3560	28000.	91	47650	No
100	GOM_NL__2PRFIN20110411_073159_000000503101_00222_47650_1561.N1	11-APR-2011 07:31:59	Straylight	49.500	54	5The Cen	2.0550	4500.0	99	47650	No
101	GOM_NL__2PRFIN20110411_073652_000000453101_00222_47650_1562.N1	11-APR-2011 07:36:52	Twilight_and_stray	44.500	169	46Gam Hya	2.9910	4700.0	89	47650	No

102	GOM_NL__2PRFIN20110411_074037_000000473101_00222_47650_1563.N1	11-APR-2011 07:40:37	Bright	47.000	15	67Alp Vir	0.97600	28000.	94	47650	No
103	GOM_NL__2PRFIN20110411_074342_000000403101_00222_47650_1564.N1	11-APR-2011 07:43:42	Bright	39.500	121	29Gam Vir	2.7400	7200.0	79	47650	No
104	GOM_NL__2PRFIN20110411_074738_000000433101_00222_47650_1565.N1	11-APR-2011 07:47:38	Bright	42.500	138	47Eps Vir	2.8280	4700.0	85	47650	No
105	GOM_NL__2PRFIN20110411_075123_000000523101_00222_47650_1566.N1	11-APR-2011 07:51:23	Bright	51.500	111	8Eta Boo	2.6800	6000.0	103	47650	No
106	GOM_NL__2PRFIN20110411_075551_000000393101_00222_47650_1567.N1	11-APR-2011 07:55:51	Bright	38.500	152	12Alp2CVn	2.8900	11000.	77	47650	No
107	GOM_NL__2PRFIN20110411_080046_000000393101_00222_47650_1568.N1	11-APR-2011 08:00:46	Bright	38.500	32	77Eps UMa	1.7630	11000.	77	47650	No
108	GOM_NL__2PRFIN20110411_080711_000000413101_00222_47650_1569.N1	11-APR-2011 08:07:11	Bright	40.500	60	7Bet UMi	2.0810	3950.0	81	47650	No
109	GOM_NL__2PRFIN20110411_080858_000000473101_00222_47650_1570.N1	11-APR-2011 08:08:58	Bright	46.500	119	14Eta Dra	2.7270	4700.0	93	47650	No
110	GOM_NL__2PRFIN20110411_081706_000000493101_00222_47650_1571.N1	11-APR-2011 08:17:06	Bright	48.500	89	5Alp Cep	2.4510	8000.0	97	47650	No
111	GOM_NL__2PRFIN20110411_082143_000000523101_00222_47650_1572.N1	11-APR-2011 08:21:43	Bright	51.500	144	18Del Cyg	2.8600	11000.	103	47650	No
112	GOM_NL__2PRFIN20110411_082404_000000513101_00222_47650_1573.N1	11-APR-2011 08:24:04	Bright	50.500	66	37Gam Cyg	2.2080	5900.0	101	47650	No
113	GOM_NL__2PRFIN20110411_082626_000000513101_00222_47650_1574.N1	11-APR-2011 08:26:26	Bright	50.500	92	53Eps Cyg	2.5000	4500.0	101	47650	No
114	GOM_NL__2PRFIN20110411_083333_000000483101_00222_47650_1575.N1	11-APR-2011 08:33:33	Twilight	47.500	61	8Eps Peg	2.1000	3900.0	95	47650	No
115	GOM_NL__2PRFIN20110411_083827_000000463101_00222_47650_1576.N1	11-APR-2011 08:38:27	Dark	46.000	154	22Bet Aqr	2.8990	5700.0	92	47650	No
116	GOM_NL__2PRFIN20110411_085353_000000593101_00223_47651_1582.N1	11-APR-2011 08:53:53	Dark	58.500	103	38Zet Sgr	2.6000	9700.0	117	47651	No
117	GOM_NL__2PRFIN20110411_085731_000000603101_00223_47651_1583.N1	11-APR-2011 08:57:31	Dark	60.000	38	20Eps Sgr	1.8360	11000.	120	47651	No
118	GOM_NL__2PRFIN20110411_090136_000000613101_00223_47651_1584.N1	11-APR-2011 09:01:36	Dark	61.000	25	35Lam Sco	1.6200	28000.	122	47651	No
119	GOM_NL__2PRFIN20110411_090539_000000513101_00223_47651_1585.N1	11-APR-2011 09:05:39	Straylight	51.000	75	26Eps Sco	2.2910	4250.0	102	47651	No
120	GOM_NL__2PRFIN20110411_090811_000000443101_00223_47651_1586.N1	11-APR-2011 09:08:11	Straylight	44.000	78	Alp Lup	2.3040	28000.	88	47651	No
121	GOM_NL__2PRFIN20110411_090947_000000463101_00223_47651_1587.N1	11-APR-2011 09:09:47	Straylight	46.000	81	Eta Cen	2.3560	28000.	92	47651	No
122	GOM_NL__2PRFIN20110411_091214_000000513101_00223_47651_1588.N1	11-APR-2011 09:12:14	Straylight	51.000	54	5The Cen	2.0550	4500.0	102	47651	No
123	GOM_NL__2PRFIN20110411_091706_000000473101_00223_47651_1589.N1	11-APR-2011 09:17:06	Tw_i_and_stray	46.500	169	46Gam Hya	2.9910	4700.0	93	47651	No
124	GOM_NL__2PRFIN20110411_092051_000000483101_00223_47651_1590.N1	11-APR-2011 09:20:51	Bright	48.000	15	67Alp Vir	0.97600	28000.	96	47651	No
125	GOM_NL__2PRFIN20110411_092356_000000403101_00223_47651_1591.N1	11-APR-2011 09:23:56	Bright	39.500	121	29Gam Vir	2.7400	7200.0	79	47651	No
126	GOM_NL__2PRFIN20110411_092752_000000423101_00223_47651_1592.N1	11-APR-2011 09:27:52	Bright	41.500	138	47Eps Vir	2.8280	4700.0	83	47651	No
127	GOM_NL__2PRFIN20110411_093137_000000523101_00223_47651_1593.N1	11-APR-2011 09:31:37	Bright	51.500	111	8Eta Boo	2.6800	6000.0	103	47651	No
128	GOM_NL__2PRFIN20110411_093604_000000393101_00223_47651_1594.N1	11-APR-2011 09:36:04	Bright	38.500	152	12Alp2CVn	2.8900	11000.	77	47651	No
129	GOM_NL__2PRFIN20110411_094100_000000403101_00223_47651_1595.N1	11-APR-2011 09:41:00	Bright	39.500	32	77Eps UMa	1.7630	11000.	79	47651	No
130	GOM_NL__2PRFIN20110411_094724_000000413101_00223_47651_1596.N1	11-APR-2011 09:47:24	Bright	41.000	60	7Bet UMi	2.0810	3950.0	82	47651	No
131	GOM_NL__2PRFIN20110411_094912_000000483101_00223_47651_1597.N1	11-APR-2011 09:49:12	Bright	48.000	119	14Eta Dra	2.7270	4700.0	96	47651	No
132	GOM_NL__2PRFIN20110411_095721_000000403101_00223_47651_1598.N1	11-APR-2011 09:57:21	Bright	39.500	89	5Alp Cep	2.4510	8000.0	79	47651	No
133	GOM_NL__2PRFIN20110411_100157_000000533101_00223_47651_1599.N1	11-APR-2011 10:01:57	Bright	52.500	144	18Del Cyg	2.8600	11000.	105	47651	No
134	GOM_NL__2PRFIN20110411_100418_000000503101_00223_47651_1600.N1	11-APR-2011 10:04:18	Bright	49.500	66	37Gam Cyg	2.2080	5900.0	99	47651	No
135	GOM_NL__2PRFIN20110411_100640_000000523101_00223_47651_1601.N1	11-APR-2011 10:06:40	Bright	52.000	92	53Eps Cyg	2.5000	4500.0	104	47651	No
136	GOM_NL__2PRFIN20110411_101347_000000483101_00223_47651_1602.N1	11-APR-2011 10:13:47	Twilight	48.000	61	8Eps Peg	2.1000	3900.0	96	47651	No
137	GOM_NL__2PRFIN20110411_101842_000000473101_00223_47651_1603.N1	11-APR-2011 10:18:42	Dark	47.000	154	22Bet Aqr	2.8990	5700.0	94	47651	No
138	GOM_NL__2PRFIN20110411_103409_000000603101_00224_47652_1634.N1	11-APR-2011 10:34:09	Dark	59.500	103	38Zet Sgr	2.6000	9700.0	119	47652	No
139	GOM_NL__2PRFIN20110411_103746_000000613101_00224_47652_1635.N1	11-APR-2011 10:37:46	Dark	60.500	38	20Eps Sgr	1.8360	11000.	121	47652	No
140	GOM_NL__2PRFIN20110411_104151_000000593101_00224_47652_1636.N1	11-APR-2011 10:41:51	Dark	59.000	25	35Lam Sco	1.6200	28000.	118	47652	No
141	GOM_NL__2PRFIN20110411_104554_000000513101_00224_47652_1637.N1	11-APR-2011 10:45:54	Straylight	51.000	75	26Eps Sco	2.2910	4250.0	102	47652	No
142	GOM_NL__2PRFIN20110411_104826_000000443101_00224_47652_1638.N1	11-APR-2011 10:48:26	Straylight	43.500	78	Alp Lup	2.3040	28000.	87	47652	No
143	GOM_NL__2PRFIN20110411_105001_000000433101_00224_47652_1639.N1	11-APR-2011 10:50:01	Straylight	43.000	81	Eta Cen	2.3560	28000.	86	47652	No
144	GOM_NL__2PRFIN20110411_105228_000000483101_00224_47652_1640.N1	11-APR-2011 10:52:28	Straylight	48.000	54	5The Cen	2.0550	4500.0	96	47652	No
145	GOM_NL__2PRFIN20110411_105720_000000473101_00224_47652_1641.N1	11-APR-2011 10:57:20	Tw_i_and_stray	46.500	169	46Gam Hya	2.9910	4700.0	93	47652	No
146	GOM_NL__2PRFIN20110411_110105_000000443101_00224_47652_1642.N1	11-APR-2011 11:01:05	Bright	44.000	15	67Alp Vir	0.97600	28000.	88	47652	No
147	GOM_NL__2PRFIN20110411_110410_000000393101_00224_47652_1643.N1	11-APR-2011 11:04:10	Bright	39.000	121	29Gam Vir	2.7400	7200.0	78	47652	No
148	GOM_NL__2PRFIN20110411_110806_000000413101_00224_47652_1644.N1	11-APR-2011 11:08:06	Bright	41.000	138	47Eps Vir	2.8280	4700.0	82	47652	No
149	GOM_NL__2PRFIN20110411_111150_000000513101_00224_47652_1645.N1	11-APR-2011 11:11:50	Bright	51.000	111	8Eta Boo	2.6800	6000.0	102	47652	No
150	GOM_NL__2PRFIN20110411_111618_000000413101_00224_47652_1646.N1	11-APR-2011 11:16:18	Bright	40.500	152	12Alp2CVn	2.8900	11000.	81	47652	No
151	GOM_NL__2PRFIN20110411_112003_000000273101_00224_47652_1647.N1	11-APR-2011 11:20:03	Tw_i_and_stray	27.000	180	27Gam Boo	3.0400	8000.0	54	47652	No
152	GOM_NL__2PRFIN20110411_112113_000000393101_00224_47652_1648.N1	11-APR-2011 11:21:13	Bright	38.500	32	77Eps UMa	1.7630	11000.	77	47652	No
153	GOM_NL__2PRFIN20110411_112738_000000413101_00224_47652_1649.N1	11-APR-2011 11:27:38	Bright	41.000	60	7Bet UMi	2.0810	3950.0	82	47652	No
154	GOM_NL__2PRFIN20110411_112925_000000453101_00224_47652_1650.N1	11-APR-2011 11:29:25	Bright	44.500	119	14Eta Dra	2.7270	4700.0	89	47652	No
155	GOM_NL__2PRFIN20110411_113734_000000363101_00224_47652_1651.N1	11-APR-2011 11:37:34	Bright	36.000	89	5Alp Cep	2.4510	8000.0	72	47652	No
156	GOM_NL__2PRFIN20110411_114210_000000523101_00224_47652_1652.N1	11-APR-2011 11:42:10	Bright	52.000	144	18Del Cyg	2.8600	11000.	104	47652	No
157	GOM_NL__2PRFIN20110411_114431_000000493101_00224_47652_1653.N1	11-APR-2011 11:44:31	Bright	49.000	66	37Gam Cyg	2.2080	5900.0	98	47652	No
158	GOM_NL__2PRFIN20110411_114654_000000693101_00224_47652_1654.N1	11-APR-2011 11:46:54	Bright	69.000	92	53Eps Cyg	2.5000	4500.0	138	47652	No
159	GOM_NL__2PRFIN20110411_115402_000000563101_00224_47652_1655.N1	11-APR-2011 11:54:02	Twilight	56.000	61	8Eps Peg	2.1000	3900.0	112	47652	No
160	GOM_NL__2PRFIN20110411_115856_000000473101_00224_47652_1656.N1	11-APR-2011 11:58:56	Dark	46.500	154	22Bet Aqr	2.8990	5700.0	93	47652	No

161	GOM_NL__2PRFIN20110411_121424_000000593101_00225_47653_1656.N1	11-APR-2011 12:14:24	Dark	59.000	103	38Zet Sgr	2.6000	9700.0	118	47653	No
162	GOM_NL__2PRFIN20110411_121802_000000613101_00225_47653_1657.N1	11-APR-2011 12:18:02	Dark	60.500	38	20Eps Sgr	1.8360	11000.	121	47653	No
163	GOM_NL__2PRFIN20110411_122207_000000613101_00225_47653_1658.N1	11-APR-2011 12:22:07	Dark	60.500	25	35Lam Sco	1.6200	28000.	121	47653	No
164	GOM_NL__2PRFIN20110411_122609_000000513101_00225_47653_1659.N1	11-APR-2011 12:26:09	Straylight	51.000	75	26Eps Sco	2.2910	4250.0	102	47653	No
165	GOM_NL__2PRFIN20110411_122840_000000443101_00225_47653_1660.N1	11-APR-2011 12:28:40	Straylight	44.000	78	Alp Lup	2.3040	28000.	88	47653	No
166	GOM_NL__2PRFIN20110411_123016_000000453101_00225_47653_1661.N1	11-APR-2011 12:30:16	Straylight	45.000	81	Eta Cen	2.3560	28000.	90	47653	No
167	GOM_NL__2PRFIN20110411_123242_000000493101_00225_47653_1662.N1	11-APR-2011 12:32:42	Straylight	49.000	54	5The Cen	2.0550	4500.0	98	47653	No
168	GOM_NL__2PRFIN20110411_123734_000000463101_00225_47653_1663.N1	11-APR-2011 12:37:34	Twl_and_stray	45.500	169	46Gam Hya	2.9910	4700.0	91	47653	No
169	GOM_NL__2PRFIN20110411_124119_000000483101_00225_47653_1664.N1	11-APR-2011 12:41:19	Bright	48.000	15	67Alp Vir	0.97600	28000.	96	47653	No
170	GOM_NL__2PRFIN20110411_124423_000000403101_00225_47653_1665.N1	11-APR-2011 12:44:23	Bright	39.500	121	29Gam Vir	2.7400	7200.0	79	47653	No
171	GOM_NL__2PRFIN20110411_124819_000000423101_00225_47653_1666.N1	11-APR-2011 12:48:19	Bright	41.500	138	47Eps Vir	2.8280	4700.0	83	47653	No
172	GOM_NL__2PRFIN20110411_125203_000000513101_00225_47653_1667.N1	11-APR-2011 12:52:03	Bright	50.500	111	8Eta Boo	2.6800	6000.0	101	47653	No
173	GOM_NL__2PRFIN20110411_125631_000000393101_00225_47653_1668.N1	11-APR-2011 12:56:31	Bright	39.000	152	12Alp2CVn	2.8900	11000.	78	47653	No
174	GOM_NL__2PRFIN20110411_130016_000000273101_00225_47653_1669.N1	11-APR-2011 13:00:16	Twl_and_stray	27.000	180	27Gam Boo	3.0400	8000.0	54	47653	No
175	GOM_NL__2PRFIN20110411_130127_000000383101_00225_47653_1670.N1	11-APR-2011 13:01:27	Bright	38.000	32	77Eps UMa	1.7630	11000.	76	47653	No
176	GOM_NL__2PRFIN20110411_130752_000000383101_00225_47653_1671.N1	11-APR-2011 13:07:52	Bright	38.000	60	7Bet UMi	2.0810	3950.0	76	47653	No
177	GOM_NL__2PRFIN20110411_131748_000000393101_00225_47653_1672.N1	11-APR-2011 13:17:48	Bright	39.000	89	5Alp Cep	2.4510	8000.0	78	47653	No
178	GOM_NL__2PRFIN20110411_132224_000000593101_00225_47653_1673.N1	11-APR-2011 13:22:24	Bright	58.500	144	18Del Cyg	2.8600	11000.	117	47653	No
179	GOM_NL__2PRFIN20110411_132445_000000523101_00225_47653_1674.N1	11-APR-2011 13:24:45	Bright	52.000	66	37Gam Cyg	2.2080	5900.0	104	47653	No
180	GOM_NL__2PRFIN20110411_132708_000000513101_00225_47653_1675.N1	11-APR-2011 13:27:08	Bright	50.500	92	53Eps Cyg	2.5000	4500.0	101	47653	No
181	GOM_NL__2PRFIN20110411_133416_000000483101_00225_47653_1676.N1	11-APR-2011 13:34:16	Twilight	47.500	61	8Eps Peg	2.1000	3900.0	95	47653	No
182	GOM_NL__2PRFIN20110411_133911_000000483101_00225_47653_1677.N1	11-APR-2011 13:39:11	Dark	48.000	154	22Bet Aqr	2.8990	5700.0	96	47653	No
183	GOM_NL__2PRFIN20110411_135440_000000563101_00226_47654_1698.N1	11-APR-2011 13:54:40	Dark	55.500	103	38Zet Sgr	2.6000	9700.0	111	47654	No
184	GOM_NL__2PRFIN20110411_135817_000000633101_00226_47654_1699.N1	11-APR-2011 13:58:17	Dark	63.000	38	20Eps Sgr	1.8360	11000.	126	47654	No
185	GOM_NL__2PRFIN20110411_140222_000000603101_00226_47654_1700.N1	11-APR-2011 14:02:22	Dark	60.000	25	35Lam Sco	1.6200	28000.	120	47654	No
186	GOM_NL__2PRFIN20110411_140625_000000523101_00226_47654_1701.N1	11-APR-2011 14:06:25	Straylight	52.000	75	26Eps Sco	2.2910	4250.0	104	47654	No
187	GOM_NL__2PRFIN20110411_140855_000000443101_00226_47654_1702.N1	11-APR-2011 14:08:55	Straylight	44.000	78	Alp Lup	2.3040	28000.	88	47654	No
188	GOM_NL__2PRFIN20110411_141030_000000453101_00226_47654_1703.N1	11-APR-2011 14:10:30	Straylight	44.500	81	Eta Cen	2.3560	28000.	89	47654	No
189	GOM_NL__2PRFIN20110411_141257_000000503101_00226_47654_1704.N1	11-APR-2011 14:12:57	Straylight	49.500	54	5The Cen	2.0550	4500.0	99	47654	No
190	GOM_NL__2PRFIN20110411_141749_000000463101_00226_47654_1705.N1	11-APR-2011 14:17:49	Twl_and_stray	45.500	169	46Gam Hya	2.9910	4700.0	91	47654	No
191	GOM_NL__2PRFIN20110411_142133_000000463101_00226_47654_1706.N1	11-APR-2011 14:21:33	Bright	45.500	15	67Alp Vir	0.97600	28000.	91	47654	No
192	GOM_NL__2PRFIN20110411_142437_000000403101_00226_47654_1707.N1	11-APR-2011 14:24:37	Bright	40.000	121	29Gam Vir	2.7400	7200.0	80	47654	No
193	GOM_NL__2PRFIN20110411_142833_000000393101_00226_47654_1708.N1	11-APR-2011 14:28:33	Bright	39.000	138	47Eps Vir	2.8280	4700.0	78	47654	No
194	GOM_NL__2PRFIN20110411_143217_000000503101_00226_47654_1709.N1	11-APR-2011 14:32:17	Bright	50.000	111	8Eta Boo	2.6800	6000.0	100	47654	No
195	GOM_NL__2PRFIN20110411_143645_000000383101_00226_47654_1710.N1	11-APR-2011 14:36:45	Bright	38.000	152	12Alp2CVn	2.8900	11000.	76	47654	No
196	GOM_NL__2PRFIN20110411_144029_000000323101_00226_47654_1711.N1	11-APR-2011 14:40:29	Twl_and_stray	32.000	180	27Gam Boo	3.0400	8000.0	64	47654	No
197	GOM_NL__2PRFIN20110411_144141_000000403101_00226_47654_1712.N1	11-APR-2011 14:41:41	Bright	40.000	32	77Eps UMa	1.7630	11000.	80	47654	No
198	GOM_NL__2PRFIN20110411_144806_000000373101_00226_47654_1713.N1	11-APR-2011 14:48:06	Bright	37.000	60	7Bet UMi	2.0810	3950.0	74	47654	No
199	GOM_NL__2PRFIN20110411_144952_000000483101_00226_47654_1714.N1	11-APR-2011 14:49:52	Bright	48.000	119	14Eta Dra	2.7270	4700.0	96	47654	No
200	GOM_NL__2PRFIN20110411_145802_000000383101_00226_47654_1715.N1	11-APR-2011 14:58:02	Bright	37.500	89	5Alp Cep	2.4510	8000.0	75	47654	No
201	GOM_NL__2PRFIN20110411_150238_000000533101_00226_47654_1716.N1	11-APR-2011 15:02:38	Bright	52.500	144	18Del Cyg	2.8600	11000.	105	47654	No
202	GOM_NL__2PRFIN20110411_150459_000000533101_00226_47654_1717.N1	11-APR-2011 15:04:59	Bright	52.500	66	37Gam Cyg	2.2080	5900.0	105	47654	No
203	GOM_NL__2PRFIN20110411_150723_000000503101_00226_47654_1718.N1	11-APR-2011 15:07:23	Bright	49.500	92	53Eps Cyg	2.5000	4500.0	99	47654	No
204	GOM_NL__2PRFIN20110411_151431_000000503101_00226_47654_1719.N1	11-APR-2011 15:14:31	Twilight	50.000	61	8Eps Peg	2.1000	3900.0	100	47654	No
205	GOM_NL__2PRFIN20110411_151925_000000493101_00226_47654_1720.N1	11-APR-2011 15:19:25	Dark	49.000	154	22Bet Aqr	2.8990	5700.0	98	47654	No
206	GOM_NL__2PRFIN20110411_153455_000000603101_00227_47655_1731.N1	11-APR-2011 15:34:55	Dark	59.500	103	38Zet Sgr	2.6000	9700.0	119	47655	No
207	GOM_NL__2PRFIN20110411_153833_000000593101_00227_47655_1732.N1	11-APR-2011 15:38:33	Dark	59.000	38	20Eps Sgr	1.8360	11000.	118	47655	No
208	GOM_NL__2PRFIN20110411_154237_000000593101_00227_47655_1733.N1	11-APR-2011 15:42:37	Dark	59.000	25	35Lam Sco	1.6200	28000.	118	47655	No
209	GOM_NL__2PRFIN20110411_154640_000000523101_00227_47655_1734.N1	11-APR-2011 15:46:40	Straylight	52.000	75	26Eps Sco	2.2910	4250.0	104	47655	No
210	GOM_NL__2PRFIN20110411_154909_000000413101_00227_47655_1735.N1	11-APR-2011 15:49:09	Straylight	41.000	78	Alp Lup	2.3040	28000.	82	47655	No
211	GOM_NL__2PRFIN20110411_155045_000000473101_00227_47655_1736.N1	11-APR-2011 15:50:45	Straylight	47.000	81	Eta Cen	2.3560	28000.	94	47655	No
212	GOM_NL__2PRFIN20110411_155311_000000493101_00227_47655_1737.N1	11-APR-2011 15:53:11	Straylight	48.500	54	5The Cen	2.0550	4500.0	97	47655	No
213	GOM_NL__2PRFIN20110411_155803_000000463101_00227_47655_1738.N1	11-APR-2011 15:58:03	Twl_and_stray	46.000	169	46Gam Hya	2.9910	4700.0	92	47655	No
214	GOM_NL__2PRFIN20110411_160147_000000463101_00227_47655_1739.N1	11-APR-2011 16:01:47	Bright	45.500	15	67Alp Vir	0.97600	28000.	91	47655	No
215	GOM_NL__2PRFIN20110411_160451_000000383101_00227_47655_1740.N1	11-APR-2011 16:04:51	Bright	38.000	121	29Gam Vir	2.7400	7200.0	76	47655	No
216	GOM_NL__2PRFIN20110411_160847_000000423101_00227_47655_1741.N1	11-APR-2011 16:08:47	Bright	41.500	138	47Eps Vir	2.8280	4700.0	83	47655	No
217	GOM_NL__2PRFIN20110411_161230_000000513101_00227_47655_1742.N1	11-APR-2011 16:12:30	Bright	50.500	111	8Eta Boo	2.6800	6000.0	101	47655	No
218	GOM_NL__2PRFIN20110411_161659_000000413101_00227_47655_1743.N1	11-APR-2011 16:16:59	Bright	40.500	152	12Alp2CVn	2.8900	11000.	81	47655	No
219	GOM_NL__2PRFIN20110411_162042_000000323101_00227_47655_1744.N1	11-APR-2011 16:20:42	Twl_and_stray	32.000	180	27Gam Boo	3.0400	8000.0	64	47655	No

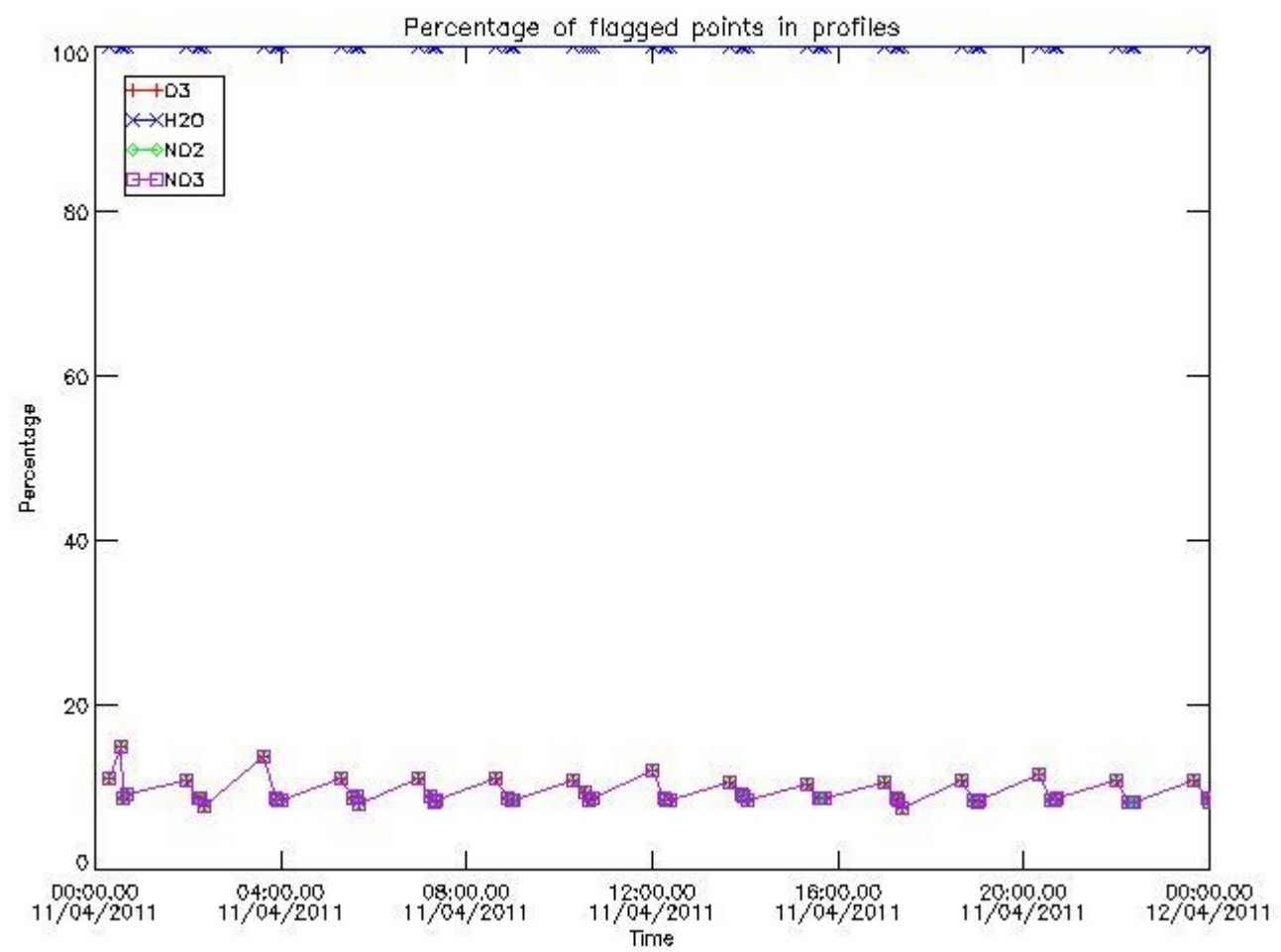
220	GOM_NL__2PRFIN20110411_162155_000000393101_00227_47655_1745.N1	11-APR-2011 16:21:55	Bright	39.000	32	77Eps UMa	1.7630	11000.	78	47655	No
221	GOM_NL__2PRFIN20110411_162819_000000403101_00227_47655_1746.N1	11-APR-2011 16:28:19	Bright	40.000	60	7Bet UMi	2.0810	3950.0	80	47655	No
222	GOM_NL__2PRFIN20110411_163005_000000493101_00227_47655_1747.N1	11-APR-2011 16:30:05	Bright	48.500	119	14Eta Dra	2.7270	4700.0	97	47655	No
223	GOM_NL__2PRFIN20110411_163816_000000423101_00227_47655_1748.N1	11-APR-2011 16:38:16	Bright	42.000	89	5Alp Cep	2.4510	8000.0	84	47655	No
224	GOM_NL__2PRFIN20110411_164252_000000533101_00227_47655_1749.N1	11-APR-2011 16:42:52	Bright	52.500	144	18Del Cyg	2.8600	11000.	105	47655	No
225	GOM_NL__2PRFIN20110411_164513_000000503101_00227_47655_1750.N1	11-APR-2011 16:45:13	Bright	50.000	66	37Gam Cyg	2.2080	5900.0	100	47655	No
226	GOM_NL__2PRFIN20110411_164737_000000513101_00227_47655_1751.N1	11-APR-2011 16:47:37	Bright	51.000	92	53Eps Cyg	2.5000	4500.0	102	47655	No
227	GOM_NL__2PRFIN20110411_165445_000000513101_00227_47655_1752.N1	11-APR-2011 16:54:45	Twilight	51.000	61	8Eps Peg	2.1000	3900.0	102	47655	No
228	GOM_NL__2PRFIN20110411_165940_000000493101_00227_47655_1753.N1	11-APR-2011 16:59:40	Dark	48.500	154	22Bet Aqr	2.8990	5700.0	97	47655	No
229	GOM_NL__2PRFIN20110411_171511_000000583101_00228_47656_1764.N1	11-APR-2011 17:15:11	Dark	58.000	103	38Zet Sgr	2.6000	9700.0	116	47656	No
230	GOM_NL__2PRFIN20110411_171848_000000613101_00228_47656_1765.N1	11-APR-2011 17:18:48	Dark	61.000	38	20Eps Sgr	1.8360	11000.	122	47656	No
231	GOM_NL__2PRFIN20110411_172253_000000683101_00228_47656_1766.N1	11-APR-2011 17:22:53	Dark	67.500	25	35Lam Sco	1.6200	28000.	135	47656	No
232	GOM_NL__2PRFIN20110411_172655_000000533101_00228_47656_1767.N1	11-APR-2011 17:26:55	Straylight	53.000	75	26Eps Sco	2.2910	4250.0	106	47656	No
233	GOM_NL__2PRFIN20110411_172924_000000433101_00228_47656_1768.N1	11-APR-2011 17:29:24	Straylight	42.500	78	Alp Lup	2.3040	28000.	85	47656	No
234	GOM_NL__2PRFIN20110411_173059_000000453101_00228_47656_1769.N1	11-APR-2011 17:30:59	Straylight	45.000	81	Eta Cen	2.3560	28000.	90	47656	No
235	GOM_NL__2PRFIN20110411_173326_000000473101_00228_47656_1770.N1	11-APR-2011 17:33:26	Straylight	47.000	54	5The Cen	2.0550	4500.0	94	47656	No
236	GOM_NL__2PRFIN20110411_173817_000000483101_00228_47656_1771.N1	11-APR-2011 17:38:17	Tw_and_stray	47.500	169	46Gam Hya	2.9910	4700.0	95	47656	No
237	GOM_NL__2PRFIN20110411_174201_000000443101_00228_47656_1772.N1	11-APR-2011 17:42:01	Bright	44.000	15	67Alp Vir	0.97600	28000.	88	47656	No
238	GOM_NL__2PRFIN20110411_174506_000000563101_00228_47656_1773.N1	11-APR-2011 17:45:06	Bright	56.000	121	29Gam Vir	2.7400	7200.0	112	47656	No
239	GOM_NL__2PRFIN20110411_174901_000000413101_00228_47656_1774.N1	11-APR-2011 17:49:01	Bright	41.000	138	47Eps Vir	2.8280	4700.0	82	47656	No
240	GOM_NL__2PRFIN20110411_175243_000000513101_00228_47656_1775.N1	11-APR-2011 17:52:43	Bright	51.000	111	8Eta Boo	2.6800	6000.0	102	47656	No
241	GOM_NL__2PRFIN20110411_175713_000000403101_00228_47656_1776.N1	11-APR-2011 17:57:13	Bright	39.500	152	12Alp2CVn	2.8900	11000.	79	47656	No
242	GOM_NL__2PRFIN20110411_180055_000000383101_00228_47656_1777.N1	11-APR-2011 18:00:55	Tw_and_stray	38.000	180	27Gam Boo	3.0400	8000.0	76	47656	No
243	GOM_NL__2PRFIN20110411_180208_000000393101_00228_47656_1778.N1	11-APR-2011 18:02:08	Bright	38.500	32	77Eps UMa	1.7630	11000.	77	47656	No
244	GOM_NL__2PRFIN20110411_180833_000000363101_00228_47656_1779.N1	11-APR-2011 18:08:33	Bright	36.000	60	7Bet UMi	2.0810	3950.0	72	47656	No
245	GOM_NL__2PRFIN20110411_181018_000000483101_00228_47656_1780.N1	11-APR-2011 18:10:18	Bright	48.000	119	14Eta Dra	2.7270	4700.0	96	47656	No
246	GOM_NL__2PRFIN20110411_181830_000000393101_00228_47656_1781.N1	11-APR-2011 18:18:30	Bright	38.500	89	5Alp Cep	2.4510	8000.0	77	47656	No
247	GOM_NL__2PRFIN20110411_182305_000000513101_00228_47656_1782.N1	11-APR-2011 18:23:05	Bright	50.500	144	18Del Cyg	2.8600	11000.	101	47656	No
248	GOM_NL__2PRFIN20110411_182527_000000523101_00228_47656_1783.N1	11-APR-2011 18:25:27	Bright	51.500	66	37Gam Cyg	2.2080	5900.0	103	47656	No
249	GOM_NL__2PRFIN20110411_182751_000000493101_00228_47656_1784.N1	11-APR-2011 18:27:51	Bright	48.500	92	53Eps Cyg	2.5000	4500.0	97	47656	No
250	GOM_NL__2PRFIN20110411_183459_000000503101_00228_47656_1785.N1	11-APR-2011 18:34:59	Twilight	50.000	61	8Eps Peg	2.1000	3900.0	100	47656	No
251	GOM_NL__2PRFIN20110411_183955_000000483101_00228_47656_1786.N1	11-APR-2011 18:39:55	Dark	47.500	154	22Bet Aqr	2.8990	5700.0	95	47656	No
252	GOM_NL__2PRFIN20110411_185526_000000603101_00229_47657_1826.N1	11-APR-2011 18:55:26	Dark	60.000	103	38Zet Sgr	2.6000	9700.0	120	47657	No
253	GOM_NL__2PRFIN20110411_185904_000000623101_00229_47657_1827.N1	11-APR-2011 18:59:04	Dark	61.500	38	20Eps Sgr	1.8360	11000.	123	47657	No
254	GOM_NL__2PRFIN20110411_190308_000000603101_00229_47657_1828.N1	11-APR-2011 19:03:08	Dark	60.000	25	35Lam Sco	1.6200	28000.	120	47657	No
255	GOM_NL__2PRFIN20110411_190710_000000533101_00229_47657_1829.N1	11-APR-2011 19:07:10	Straylight	53.000	75	26Eps Sco	2.2910	4250.0	106	47657	No
256	GOM_NL__2PRFIN20110411_190938_000000423101_00229_47657_1830.N1	11-APR-2011 19:09:38	Straylight	42.000	78	Alp Lup	2.3040	28000.	84	47657	No
257	GOM_NL__2PRFIN20110411_191114_000000453101_00229_47657_1831.N1	11-APR-2011 19:11:14	Straylight	45.000	81	Eta Cen	2.3560	28000.	90	47657	No
258	GOM_NL__2PRFIN20110411_191340_000000463101_00229_47657_1832.N1	11-APR-2011 19:13:40	Straylight	46.000	54	5The Cen	2.0550	4500.0	92	47657	No
259	GOM_NL__2PRFIN20110411_191831_000000463101_00229_47657_1833.N1	11-APR-2011 19:18:31	Tw_and_stray	46.000	169	46Gam Hya	2.9910	4700.0	92	47657	No
260	GOM_NL__2PRFIN20110411_192215_000000523101_00229_47657_1834.N1	11-APR-2011 19:22:15	Bright	51.500	15	67Alp Vir	0.97600	28000.	103	47657	No
261	GOM_NL__2PRFIN20110411_192519_000000563101_00229_47657_1835.N1	11-APR-2011 19:25:19	Bright	56.000	121	29Gam Vir	2.7400	7200.0	112	47657	No
262	GOM_NL__2PRFIN20110411_192915_000000413101_00229_47657_1836.N1	11-APR-2011 19:29:15	Bright	41.000	138	47Eps Vir	2.8280	4700.0	82	47657	No
263	GOM_NL__2PRFIN20110411_193257_000000513101_00229_47657_1837.N1	11-APR-2011 19:32:57	Bright	51.000	111	8Eta Boo	2.6800	6000.0	102	47657	No
264	GOM_NL__2PRFIN20110411_193726_000000413101_00229_47657_1838.N1	11-APR-2011 19:37:26	Bright	40.500	152	12Alp2CVn	2.8900	11000.	81	47657	No
265	GOM_NL__2PRFIN20110411_194108_000000383101_00229_47657_1839.N1	11-APR-2011 19:41:08	Tw_and_stray	38.000	180	27Gam Boo	3.0400	8000.0	76	47657	No
266	GOM_NL__2PRFIN20110411_194222_000000573101_00229_47657_1840.N1	11-APR-2011 19:42:22	Bright	57.000	32	77Eps UMa	1.7630	11000.	114	47657	No
267	GOM_NL__2PRFIN20110411_194847_000000413101_00229_47657_1841.N1	11-APR-2011 19:48:47	Bright	40.500	60	7Bet UMi	2.0810	3950.0	81	47657	No
268	GOM_NL__2PRFIN20110411_195032_000000493101_00229_47657_1842.N1	11-APR-2011 19:50:32	Bright	48.500	119	14Eta Dra	2.7270	4700.0	97	47657	No
269	GOM_NL__2PRFIN20110411_195844_000000373101_00229_47657_1843.N1	11-APR-2011 19:58:44	Bright	36.500	89	5Alp Cep	2.4510	8000.0	73	47657	No
270	GOM_NL__2PRFIN20110411_200319_000000783101_00229_47657_1844.N1	11-APR-2011 20:03:19	Bright	78.000	144	18Del Cyg	2.8600	11000.	156	47657	No
271	GOM_NL__2PRFIN20110411_200541_000000543101_00229_47657_1845.N1	11-APR-2011 20:05:41	Bright	54.000	66	37Gam Cyg	2.2080	5900.0	108	47657	No
272	GOM_NL__2PRFIN20110411_200805_000000513101_00229_47657_1846.N1	11-APR-2011 20:08:05	Bright	51.000	92	53Eps Cyg	2.5000	4500.0	102	47657	No
273	GOM_NL__2PRFIN20110411_201513_000000513101_00229_47657_1847.N1	11-APR-2011 20:15:13	Twilight	50.500	61	8Eps Peg	2.1000	3900.0	101	47657	No
274	GOM_NL__2PRFIN20110411_202009_000000493101_00229_47657_1848.N1	11-APR-2011 20:20:09	Dark	48.500	154	22Bet Aqr	2.8990	5700.0	97	47657	No
275	GOM_NL__2PRFIN20110411_203542_000000613101_00230_47658_1838.N1	11-APR-2011 20:35:42	Dark	60.500	103	38Zet Sgr	2.6000	9700.0	121	47658	No
276	GOM_NL__2PRFIN20110411_203919_000000613101_00230_47658_1839.N1	11-APR-2011 20:39:19	Dark	60.500	38	20Eps Sgr	1.8360	11000.	121	47658	No
277	GOM_NL__2PRFIN20110411_204323_000000603101_00230_47658_1840.N1	11-APR-2011 20:43:23	Dark	59.500	25	35Lam Sco	1.6200	28000.	119	47658	No
278	GOM_NL__2PRFIN20110411_204726_000000543101_00230_47658_1841.N1	11-APR-2011 20:47:26	Straylight	54.000	75	26Eps Sco	2.2910	4250.0	108	47658	No

279	GOM_NL__2PRFIN20110411_204953_000000453101_00230_47658_1842.N1	11-APR-2011 20:49:53	Straylight	45.000	78	Alp Lup	2.3040	28000.	90	47658	No
280	GOM_NL__2PRFIN20110411_205129_000000443101_00230_47658_1843.N1	11-APR-2011 20:51:29	Straylight	44.000	81	Eta Cen	2.3560	28000.	88	47658	No
281	GOM_NL__2PRFIN20110411_205354_000000503101_00230_47658_1844.N1	11-APR-2011 20:53:54	Straylight	49.500	54	5The Cen	2.0550	4500.0	99	47658	No
282	GOM_NL__2PRFIN20110411_205845_000000463101_00230_47658_1845.N1	11-APR-2011 20:58:45	Twilight	45.500	169	46Gam Hya	2.9910	4700.0	91	47658	No
283	GOM_NL__2PRFIN20110411_210230_000000603101_00230_47658_1846.N1	11-APR-2011 21:02:30	Bright	60.000	15	67Alp Vir	0.97600	28000.	120	47658	No
284	GOM_NL__2PRFIN20110411_210534_000000563101_00230_47658_1847.N1	11-APR-2011 21:05:34	Bright	56.000	121	29Gam Vir	2.7400	7200.0	112	47658	No
285	GOM_NL__2PRFIN20110411_210928_000000413101_00230_47658_1848.N1	11-APR-2011 21:09:28	Bright	40.500	138	47Eps Vir	2.8280	4700.0	81	47658	No
286	GOM_NL__2PRFIN20110411_211310_000000733101_00230_47658_1849.N1	11-APR-2011 21:13:10	Bright	73.000	111	8Eta Boo	2.6800	6000.0	146	47658	No
287	GOM_NL__2PRFIN20110411_211740_000000393101_00230_47658_1850.N1	11-APR-2011 21:17:40	Bright	39.000	152	12Alp2CVn	2.8900	11000.	78	47658	No
288	GOM_NL__2PRFIN20110411_212121_000000433101_00230_47658_1851.N1	11-APR-2011 21:21:21	Bright	43.000	180	27Gam Boo	3.0400	8000.0	86	47658	No
289	GOM_NL__2PRFIN20110411_212235_000000373101_00230_47658_1852.N1	11-APR-2011 21:22:35	Bright	37.000	32	77Eps UMa	1.7630	11000.	74	47658	No
290	GOM_NL__2PRFIN20110411_212900_000000413101_00230_47658_1853.N1	11-APR-2011 21:29:00	Bright	40.500	60	7Bet UMi	2.0810	3950.0	81	47658	No
291	GOM_NL__2PRFIN20110411_213045_000000503101_00230_47658_1854.N1	11-APR-2011 21:30:45	Bright	49.500	119	14Eta Dra	2.7270	4700.0	99	47658	No
292	GOM_NL__2PRFIN20110411_213858_000000393101_00230_47658_1855.N1	11-APR-2011 21:38:58	Bright	39.000	89	5Alp Cep	2.4510	8000.0	78	47658	No
293	GOM_NL__2PRFIN20110411_214332_000000733101_00230_47658_1856.N1	11-APR-2011 21:43:32	Bright	72.500	144	18Del Cyg	2.8600	11000.	145	47658	No
294	GOM_NL__2PRFIN20110411_214555_000000533101_00230_47658_1857.N1	11-APR-2011 21:45:55	Bright	52.500	66	37Gam Cyg	2.2080	5900.0	105	47658	No
295	GOM_NL__2PRFIN20110411_214819_000000513101_00230_47658_1858.N1	11-APR-2011 21:48:19	Bright	51.000	92	53Eps Cyg	2.5000	4500.0	102	47658	No
296	GOM_NL__2PRFIN20110411_215528_000000523101_00230_47658_1859.N1	11-APR-2011 21:55:28	Twilight	52.000	61	8Eps Peg	2.1000	3900.0	104	47658	No
297	GOM_NL__2PRFIN20110411_220024_000000473101_00230_47658_1860.N1	11-APR-2011 22:00:24	Dark	46.500	154	22Bet Aqr	2.8990	5700.0	93	47658	No
298	GOM_NL__2PRFIN20110411_221557_000000623101_00231_47659_1852.N1	11-APR-2011 22:15:57	Dark	61.500	103	38Zet Sgr	2.6000	9700.0	123	47659	No
299	GOM_NL__2PRFIN20110411_221935_000000633101_00231_47659_1853.N1	11-APR-2011 22:19:35	Dark	63.000	38	20Eps Sgr	1.8360	11000.	126	47659	No
300	GOM_NL__2PRFIN20110411_222339_000000623101_00231_47659_1854.N1	11-APR-2011 22:23:39	Dark	61.500	25	35Lam Sco	1.6200	28000.	123	47659	No
301	GOM_NL__2PRFIN20110411_222741_000000543101_00231_47659_1855.N1	11-APR-2011 22:27:41	Straylight	54.000	75	26Eps Sco	2.2910	4250.0	108	47659	No
302	GOM_NL__2PRFIN20110411_223007_000000463101_00231_47659_1856.N1	11-APR-2011 22:30:07	Straylight	46.000	78	Alp Lup	2.3040	28000.	92	47659	No
303	GOM_NL__2PRFIN20110411_223143_000000473101_00231_47659_1857.N1	11-APR-2011 22:31:43	Straylight	46.500	81	Eta Cen	2.3560	28000.	93	47659	No
304	GOM_NL__2PRFIN20110411_223409_000000483101_00231_47659_1858.N1	11-APR-2011 22:34:09	Straylight	48.000	54	5The Cen	2.0550	4500.0	96	47659	No
305	GOM_NL__2PRFIN20110411_223900_000000463101_00231_47659_1859.N1	11-APR-2011 22:39:00	Twilight	45.500	169	46Gam Hya	2.9910	4700.0	91	47659	No
306	GOM_NL__2PRFIN20110411_224243_000000473101_00231_47659_1860.N1	11-APR-2011 22:42:43	Bright	46.500	15	67Alp Vir	0.97600	28000.	93	47659	No
307	GOM_NL__2PRFIN20110411_224548_000000563101_00231_47659_1861.N1	11-APR-2011 22:45:48	Bright	56.000	121	29Gam Vir	2.7400	7200.0	112	47659	No
308	GOM_NL__2PRFIN20110411_224942_000000603101_00231_47659_1862.N1	11-APR-2011 22:49:42	Bright	60.000	138	47Eps Vir	2.8280	4700.0	120	47659	No
309	GOM_NL__2PRFIN20110411_225323_000000503101_00231_47659_1863.N1	11-APR-2011 22:53:23	Bright	49.500	111	8Eta Boo	2.6800	6000.0	99	47659	No
310	GOM_NL__2PRFIN20110411_225754_000000393101_00231_47659_1864.N1	11-APR-2011 22:57:54	Bright	38.500	152	12Alp2CVn	2.8900	11000.	77	47659	No
311	GOM_NL__2PRFIN20110411_230134_000000433101_00231_47659_1865.N1	11-APR-2011 23:01:34	Bright	43.000	180	27Gam Boo	3.0400	8000.0	86	47659	No
312	GOM_NL__2PRFIN20110411_230249_000000413101_00231_47659_1866.N1	11-APR-2011 23:02:49	Bright	41.000	32	77Eps UMa	1.7630	11000.	82	47659	No
313	GOM_NL__2PRFIN20110411_230914_000000413101_00231_47659_1867.N1	11-APR-2011 23:09:14	Bright	40.500	60	7Bet UMi	2.0810	3950.0	81	47659	No
314	GOM_NL__2PRFIN20110411_231058_000000483101_00231_47659_1868.N1	11-APR-2011 23:10:58	Bright	47.500	119	14Eta Dra	2.7270	4700.0	95	47659	No
315	GOM_NL__2PRFIN20110411_231911_000000403101_00231_47659_1869.N1	11-APR-2011 23:19:11	Bright	39.500	89	5Alp Cep	2.4510	8000.0	79	47659	No
316	GOM_NL__2PRFIN20110411_232346_000000703101_00231_47659_1870.N1	11-APR-2011 23:23:46	Bright	70.000	144	18Del Cyg	2.8600	11000.	140	47659	No
317	GOM_NL__2PRFIN20110411_232609_000000523101_00231_47659_1871.N1	11-APR-2011 23:26:09	Bright	51.500	66	37Gam Cyg	2.2080	5900.0	103	47659	No
318	GOM_NL__2PRFIN20110411_232833_000000523101_00231_47659_1872.N1	11-APR-2011 23:28:33	Bright	52.000	92	53Eps Cyg	2.5000	4500.0	104	47659	No
319	GOM_NL__2PRFIN20110411_233542_000000513101_00231_47659_1873.N1	11-APR-2011 23:35:42	Twilight	50.500	61	8Eps Peg	2.1000	3900.0	101	47659	No
320	GOM_NL__2PRFIN20110411_234038_000000473101_00231_47659_1874.N1	11-APR-2011 23:40:38	Dark	46.500	154	22Bet Aqr	2.8990	5700.0	93	47659	No
321	GOM_NL__2PRFIN20110411_235613_000000603101_00232_47660_1883.N1	11-APR-2011 23:56:13	Dark	59.500	103	38Zet Sgr	2.6000	9700.0	119	47660	No
322	GOM_NL__2PRFIN20110411_235950_000000633101_00232_47660_1884.N1	11-APR-2011 23:59:50	Dark	62.500	38	20Eps Sgr	1.8360	11000.	125	47660	No

3. Quality information per product

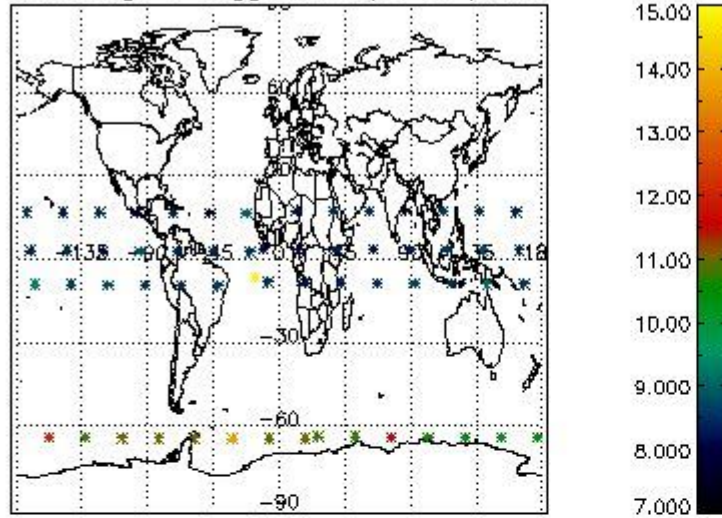
In this section it is plotted some information contained in the Quality Summary data set of the level 2 products. Only products in dark limb conditions and without errors (error flag in the MPH set to "0") are used.

3.1 Plot quality information per product (time dependant)

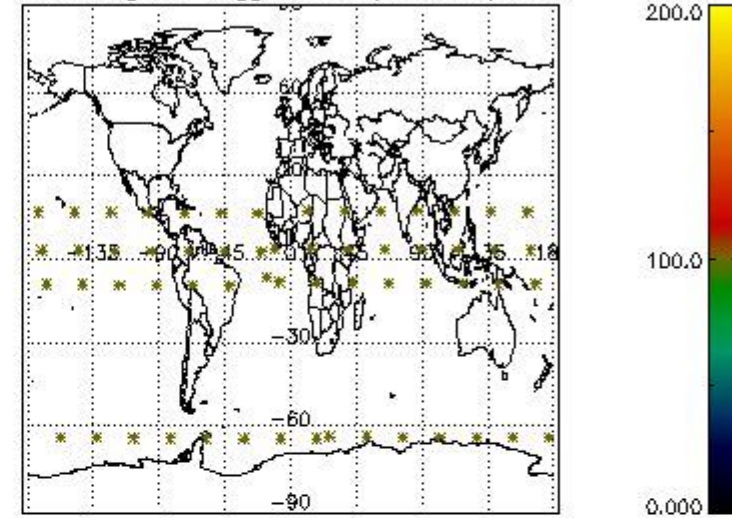


3.2 Plot quality information per product (world map)

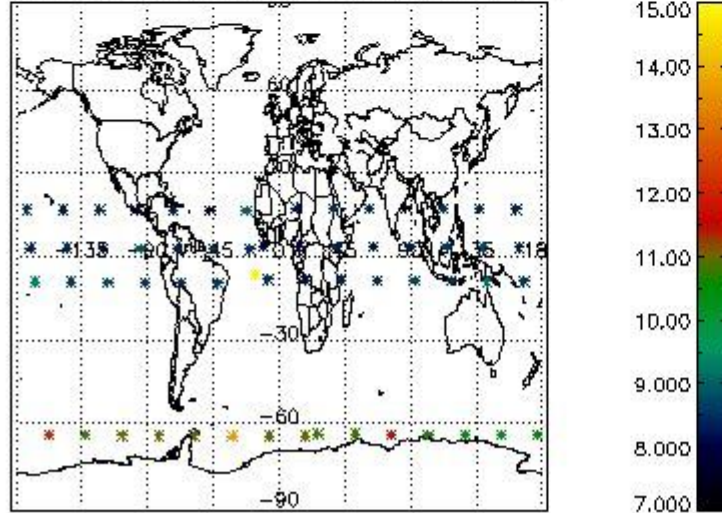
Percentage of flagged data per O3 profile



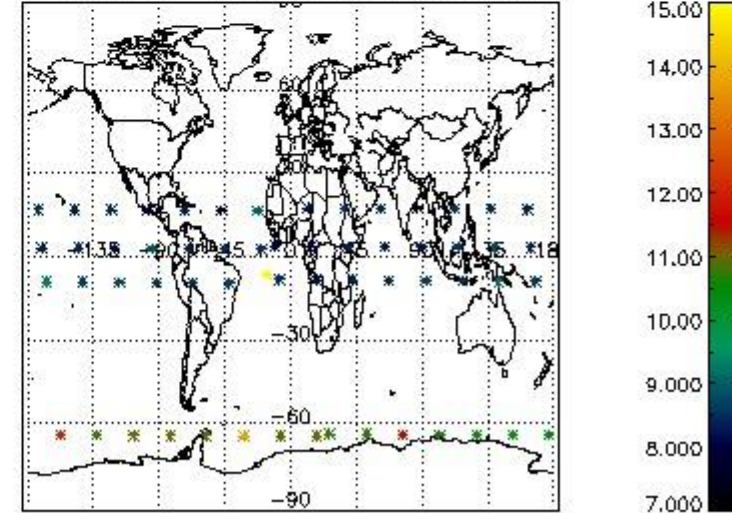
Percentage of flagged data per H2O profile



Percentage of flagged data per NO2 profile



Percentage of flagged data per NO3 profile

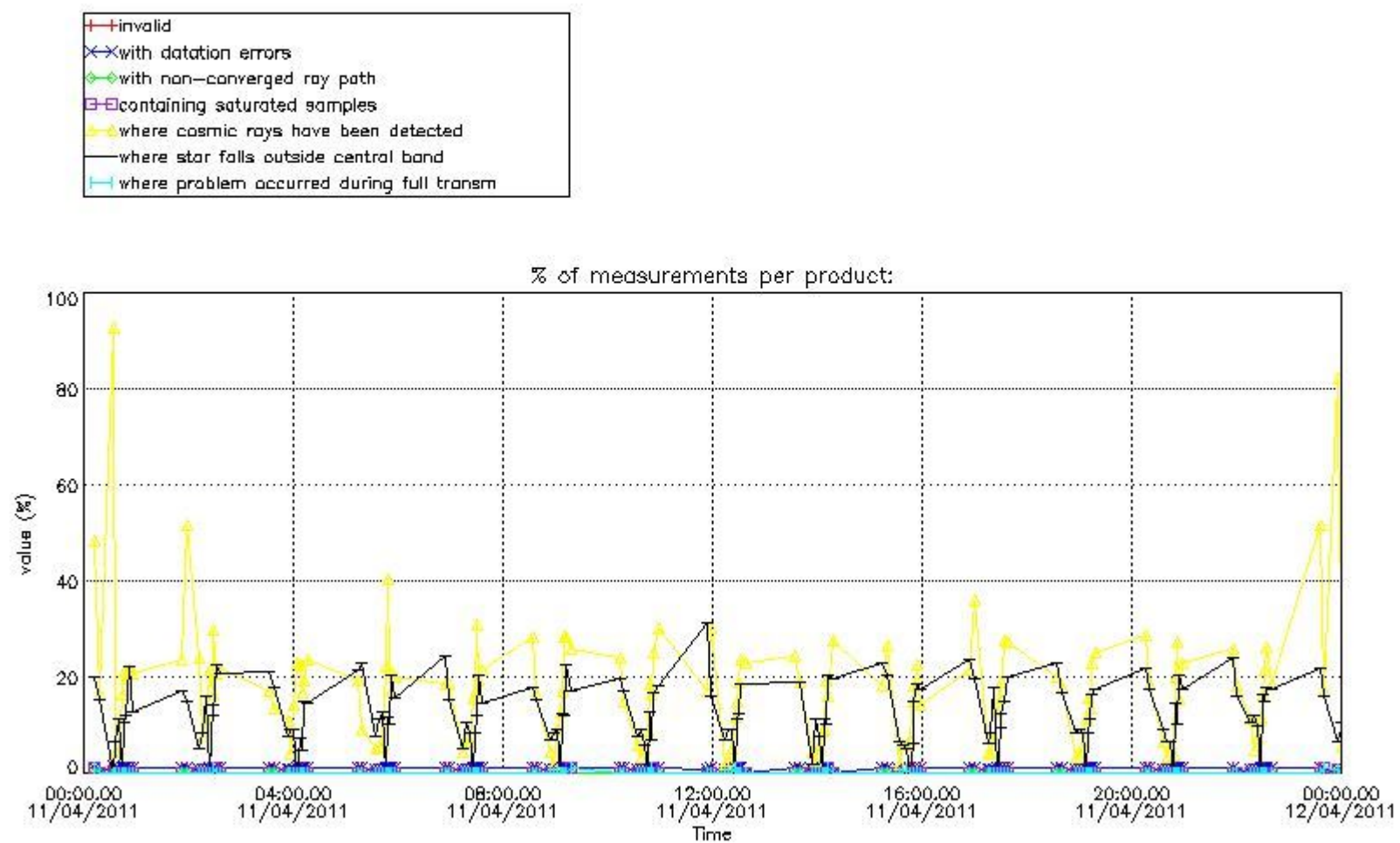


4. Level 1 quality information per product

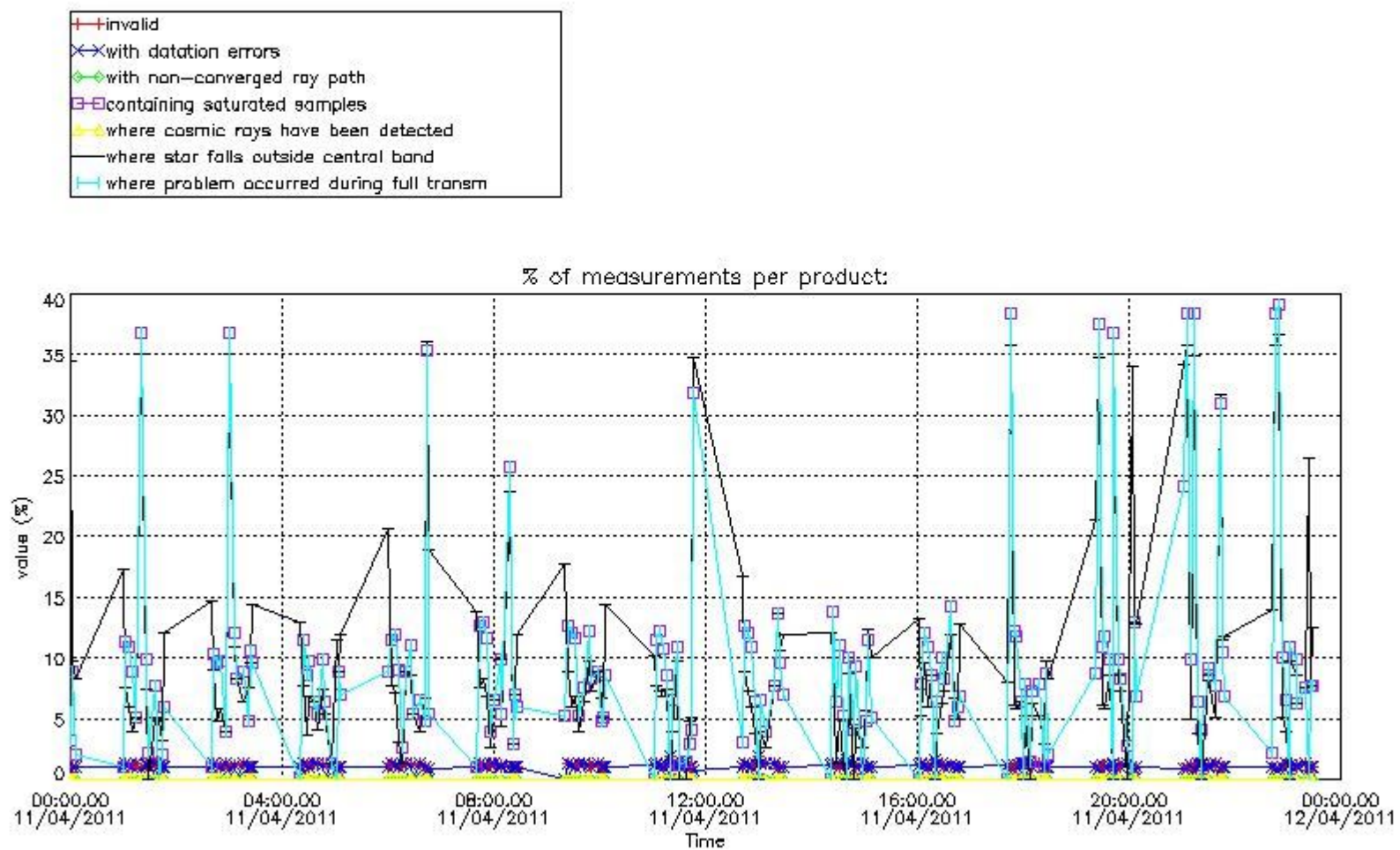
In this section it is plotted some information contained in the Quality Summary data set of the level 2 products that comes from the level 1b processing. Products without errors (error flag in the MPH set to "0") are used.

4.1 Plot quality information per product (time dependant) coming from level 1b processing

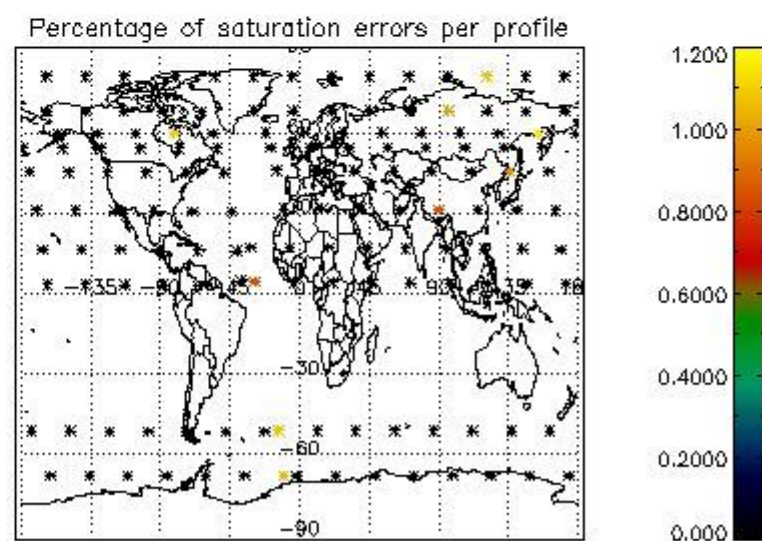
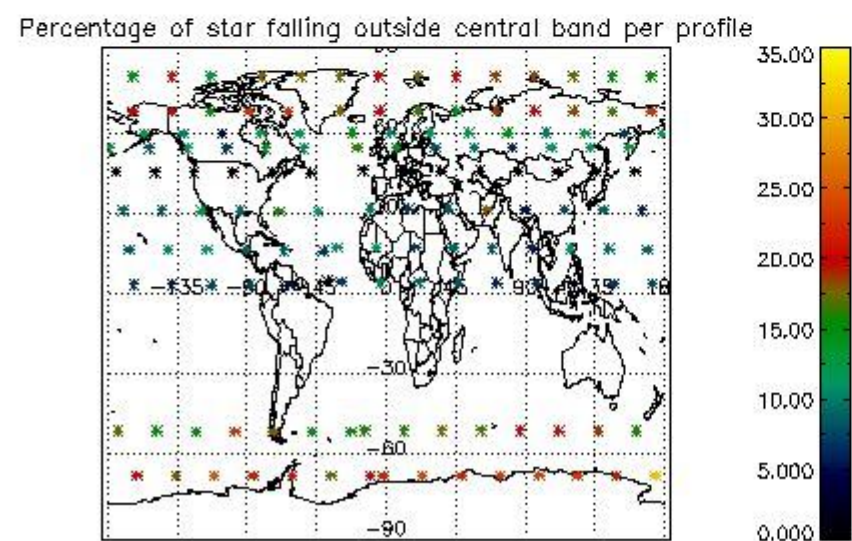
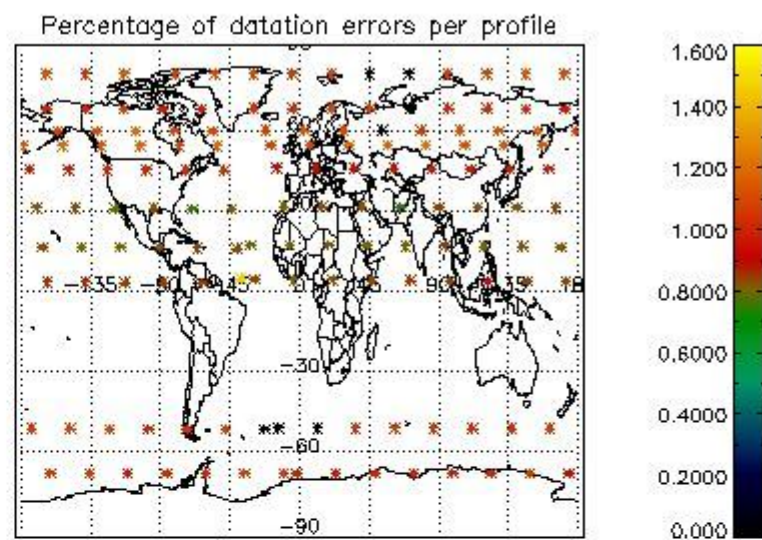
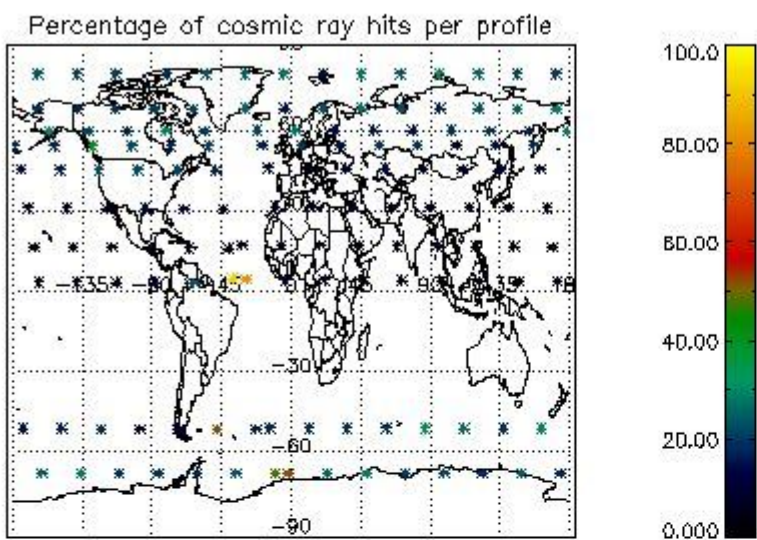
4.1.1 Plot level 1 quality information per product (time dependant): ENVISAT ASCENDING passes



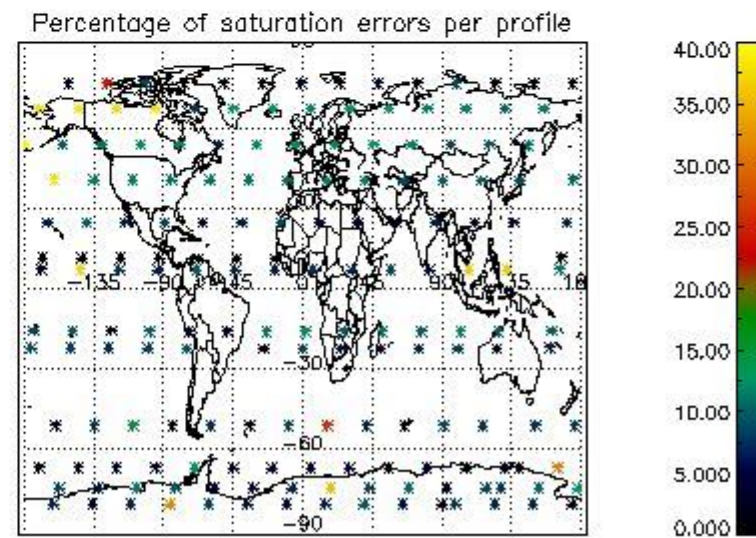
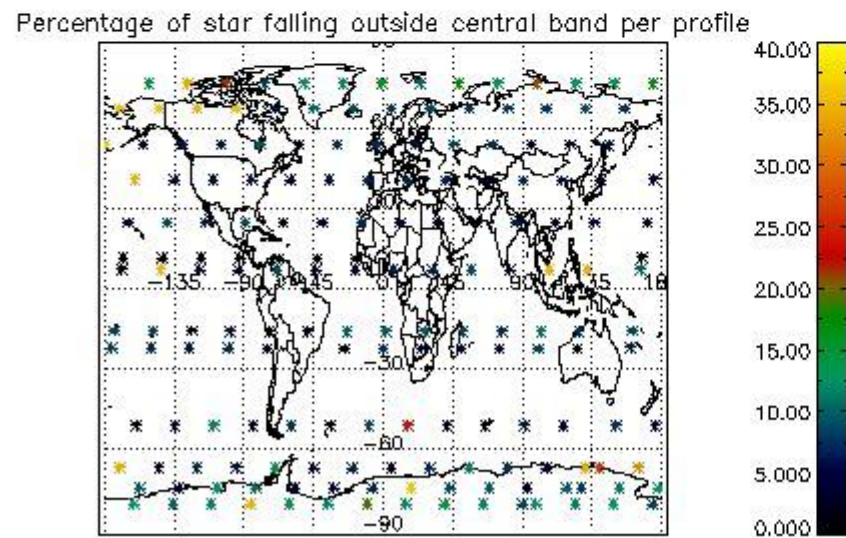
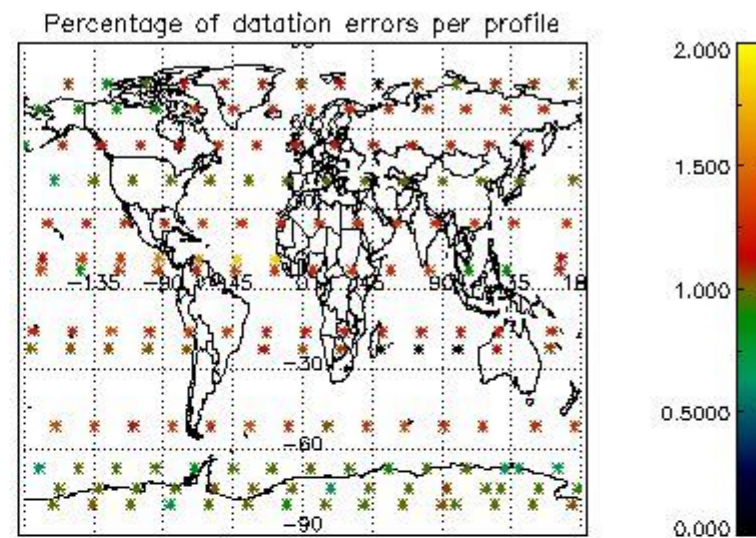
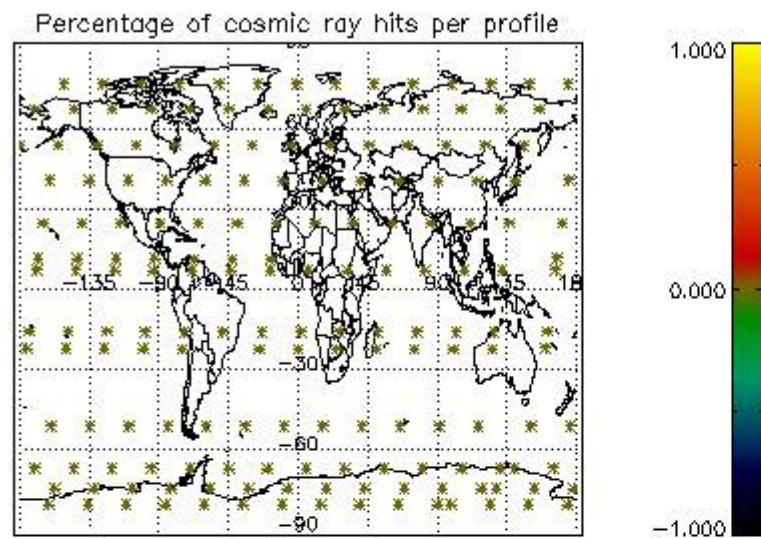
4.1.2 Plot level 1 quality information per product (time dependant): ENVI SAT DESCENDING passes



4.2 Plot quality information per product coming from level 1b processing (world map)
 4.2.1 Plot level 1 quality information per product (world map): ENVISAT ASCENDING passes



4.2.2 Plot level 1 quality information per product (world map): ENVISAT DESCENDING passes



5. Trace gas profiles

5.1 Ozone statistics based on quality of products

The final quality of the products can be "measured" using the STD (Standard Deviation) attached to every point profile. This information is written to the parameter GOM_NL__2P/NL_LOCAL_SPECIES_DENSITY/o3_std of the level 2 products. The table below shows the statistics for given STD ranges.

The statistics are given with respect to the overall valid production:

- Products without fatal errors: GOM_NL__2P/MPH/PRODUCT_ERR=0
- Valid point profile: GOM_NL__2P/NL_LOCAL_SPECIES_DENSITY/pcd(0)=0

The 'Criteria' is applied to valid points of dark limb products:

- Products in dark limb illumination condition: GOM_NL__2P/NL_SUMMARY_QUALITY/obs_ill_cond=0
- Products without fatal errors: GOM_NL__2P/MPH/PRODUCT_ERR=0
- Valid point profile: GOM_NL__2P/NL_LOCAL_SPECIES_DENSITY/pcd(0)=0

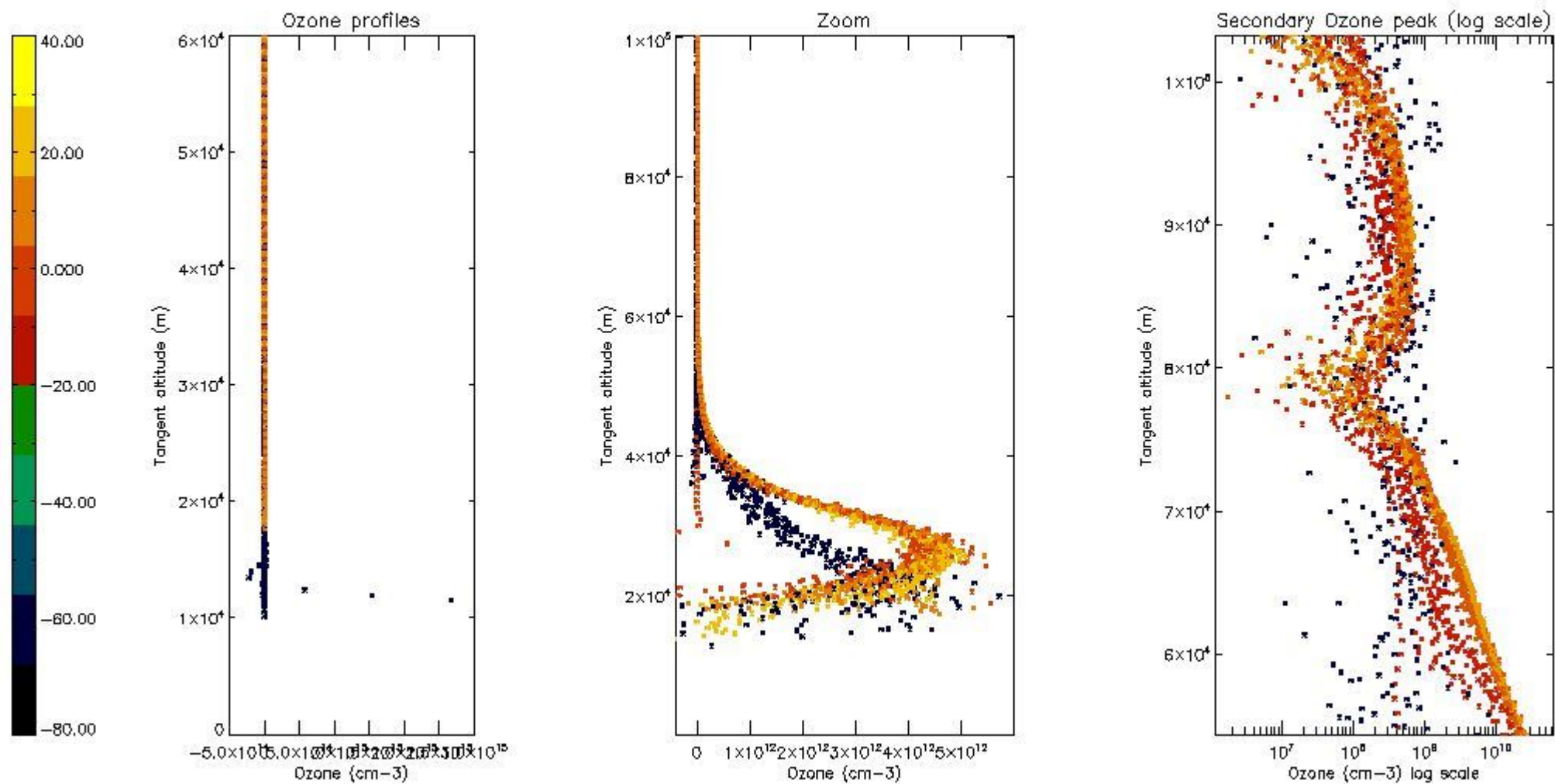
So, the table below shows the percentage of dark limb and valid observations for each criteria with respect to the overall valid daily observations.

Criteria	% of total production
All STD	22
STD < 20	12

STD < 10	9
STD < 5	6

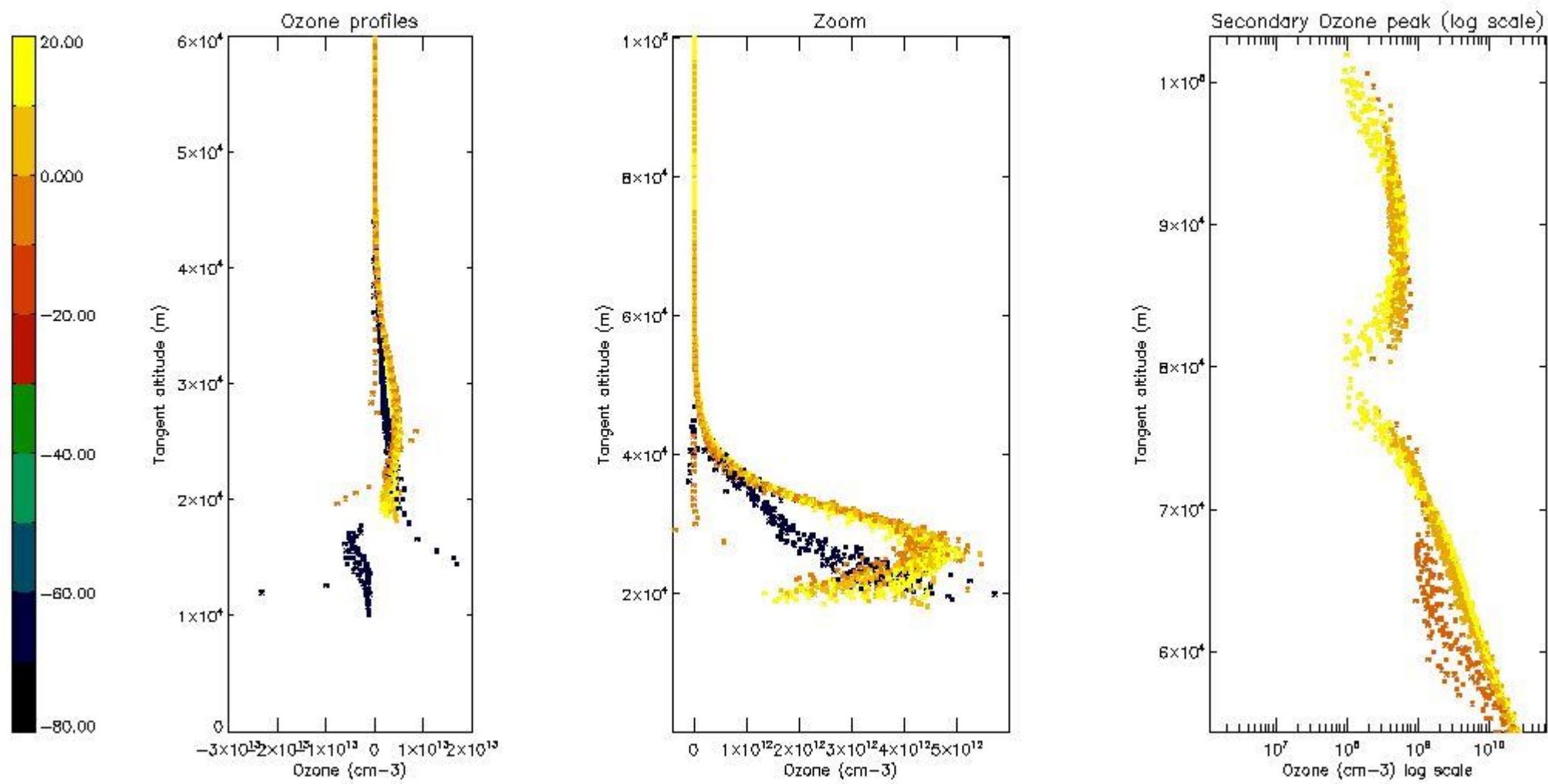
5.2 Plot ozone profiles for all STD (dark without errors)

The colorbar represents the latitude.



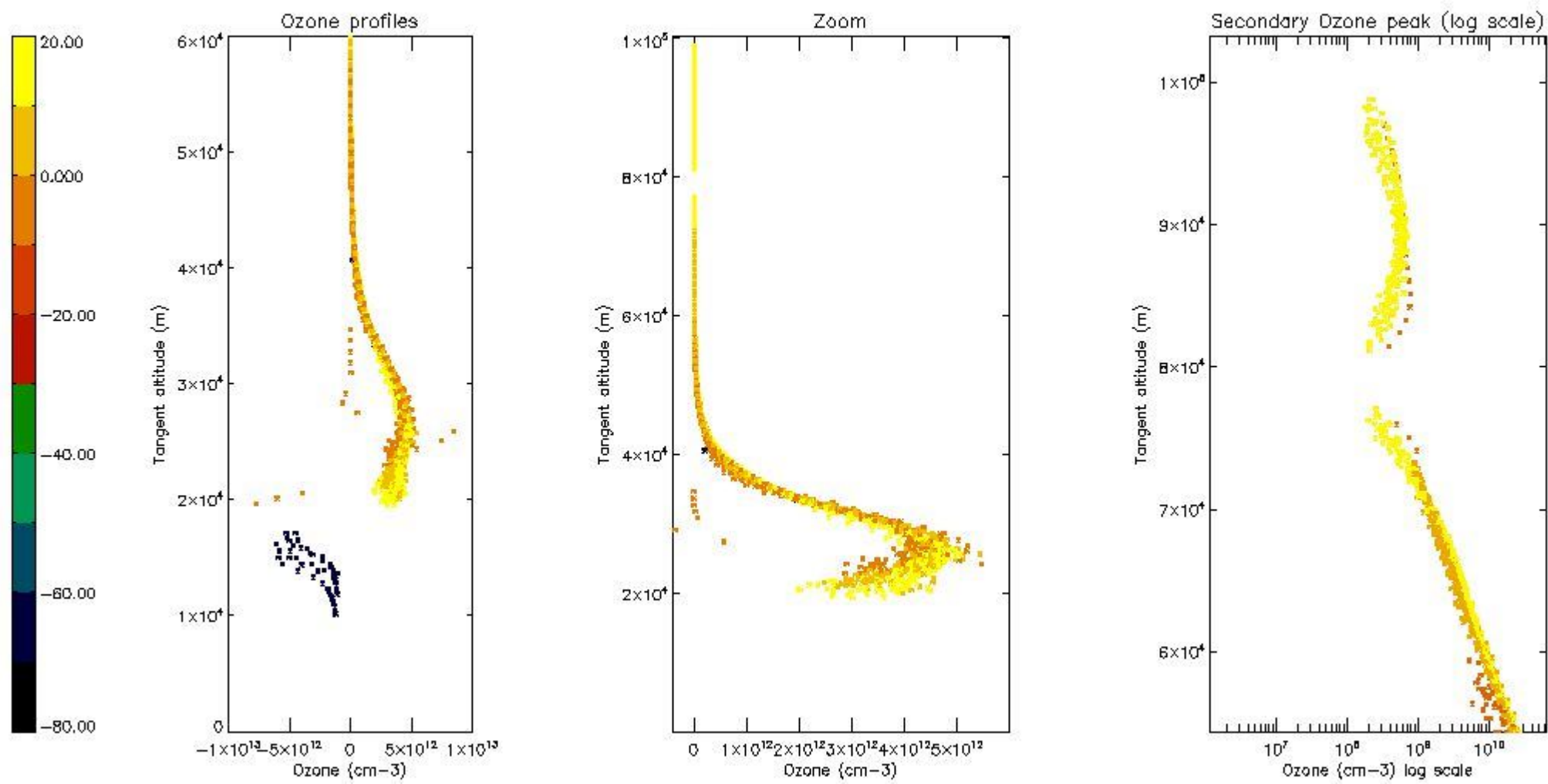
5.3 Plot ozone profiles where STD < 20% (dark without errors)

The colorbar represents the latitude.



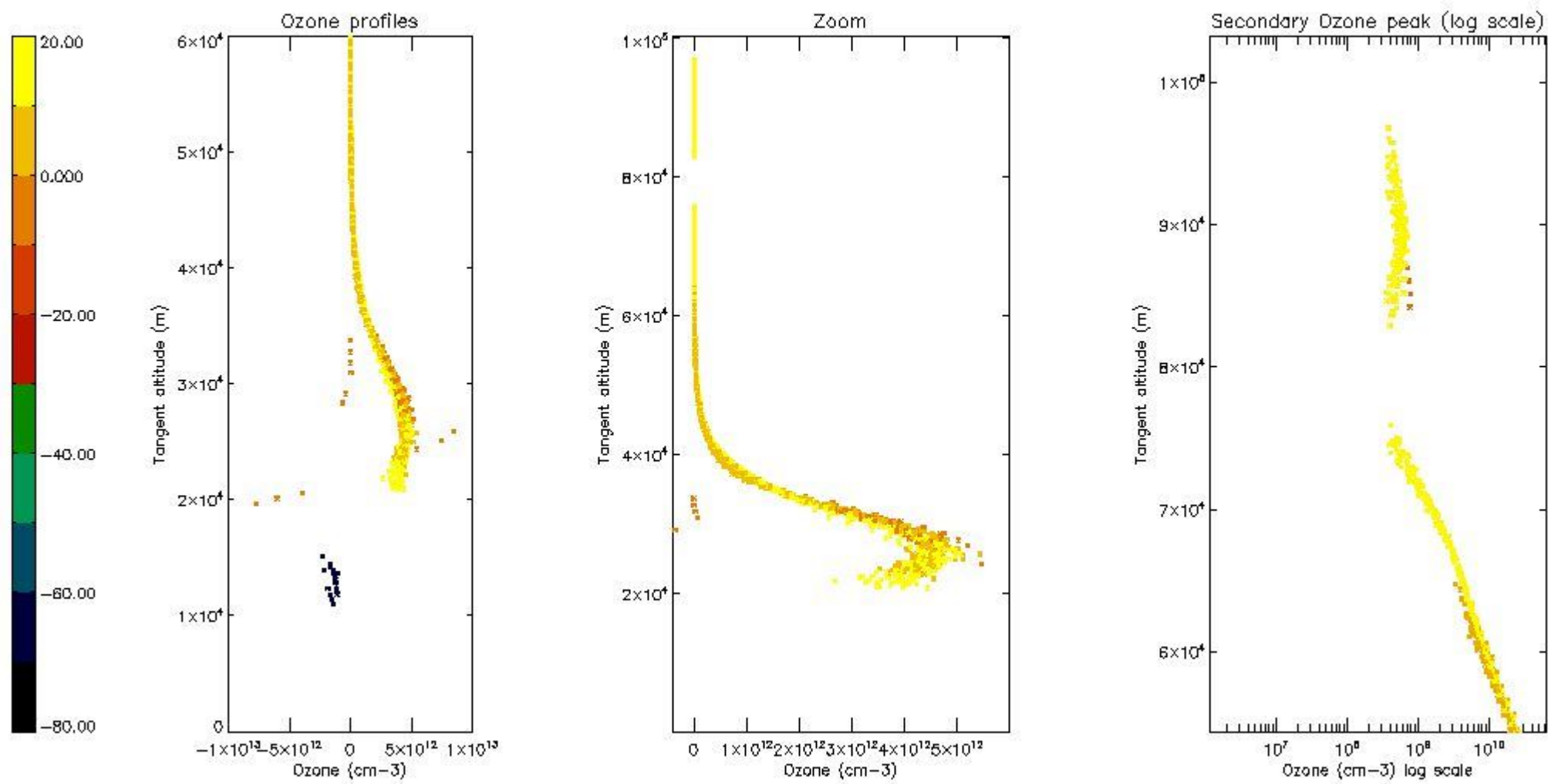
5.4 Plot ozone profiles where STD < 10% (dark without errors)

The colorbar represents the latitude.



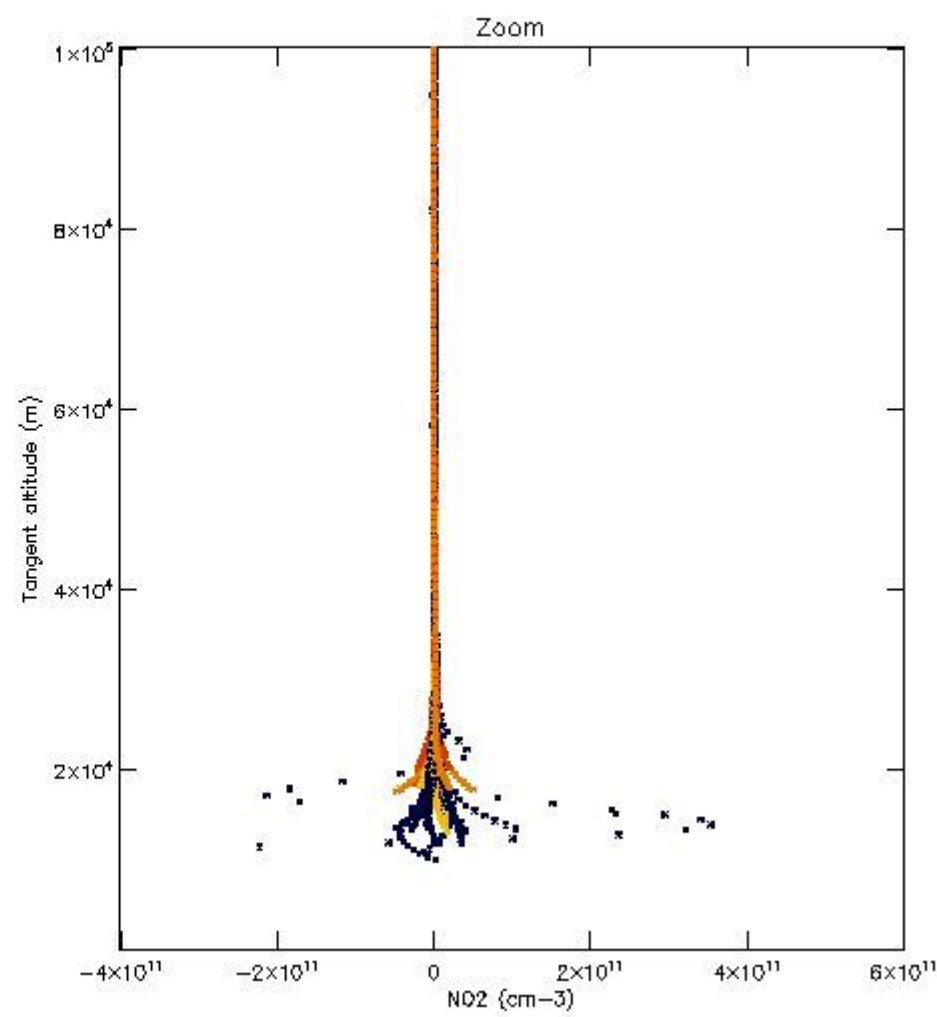
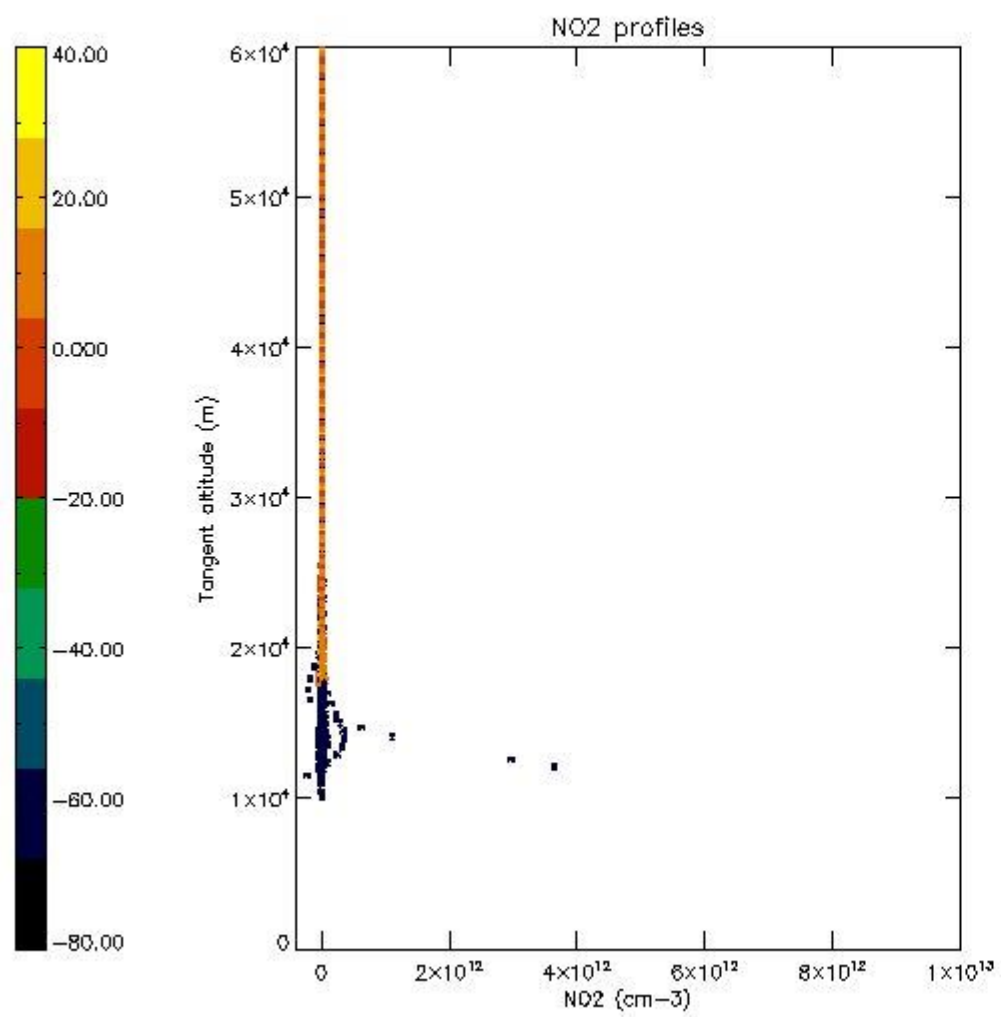
5.5 Plot ozone profiles where STD < 5% (dark without errors)

The colorbar represents the latitude.



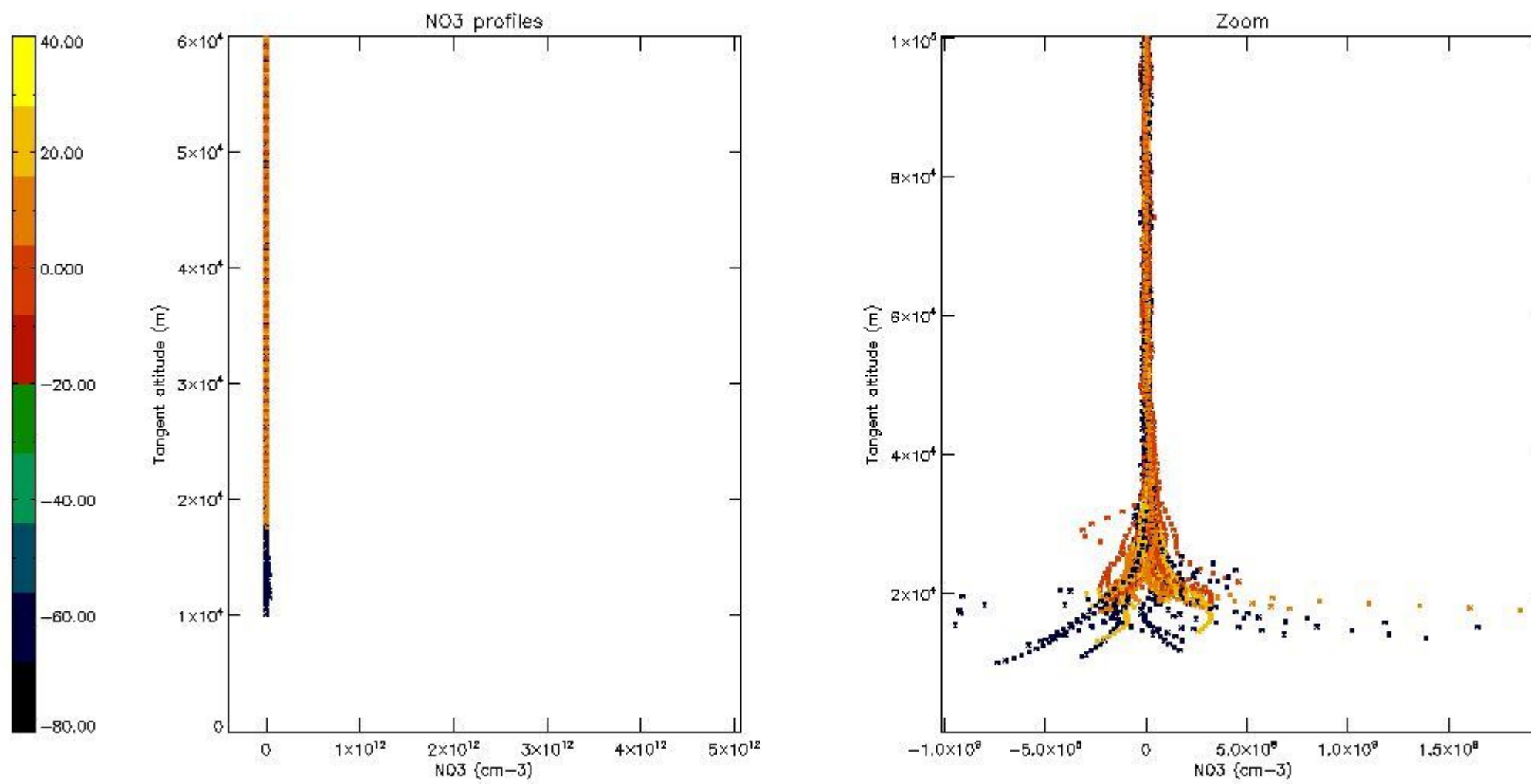
5.6 Plot NO₂ profiles for all STD (dark without errors)

The colorbar represents the latitude.



5.7 Plot NO3 profiles for all STD (dark without errors)

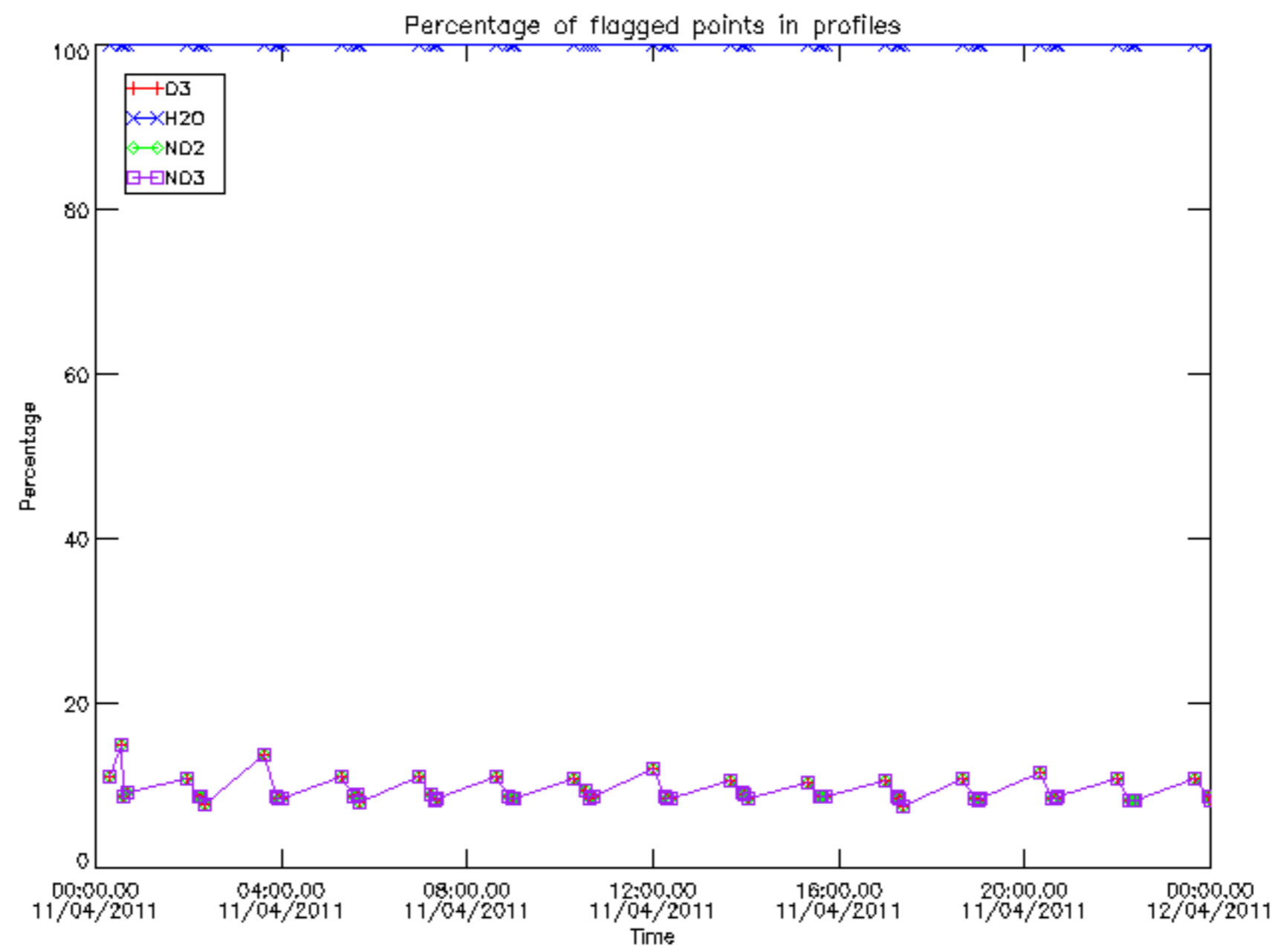
The colorbar represents the latitude.



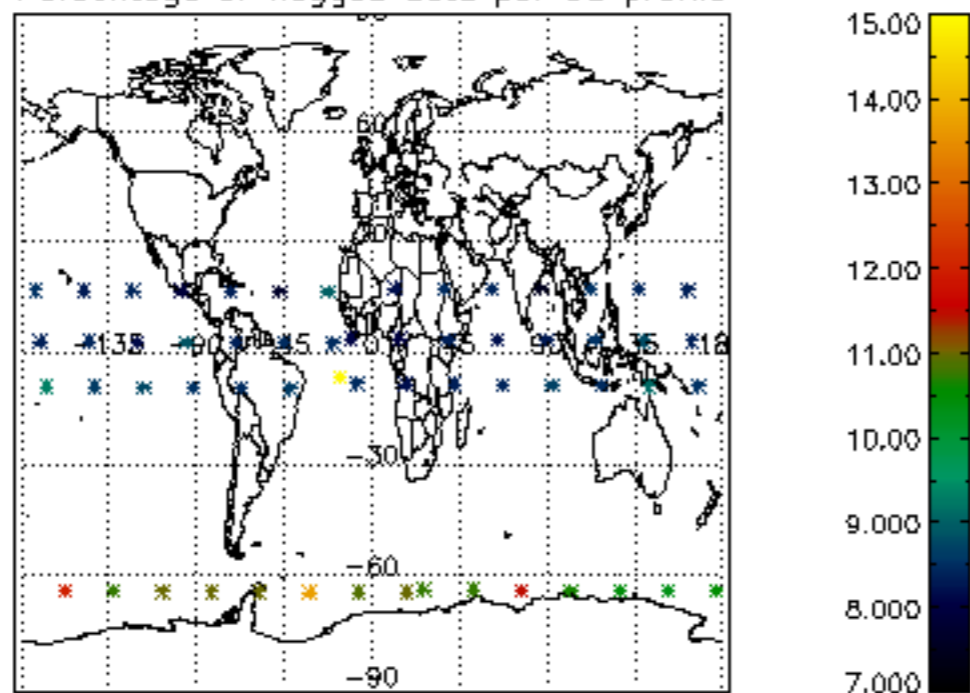
6. Auxiliary Data Files used for the production reported in section 2

The number reported in the third column indicates since which file (see list in section 2) the corresponding auxiliary file has been used. The fourth column is the date of those product files.

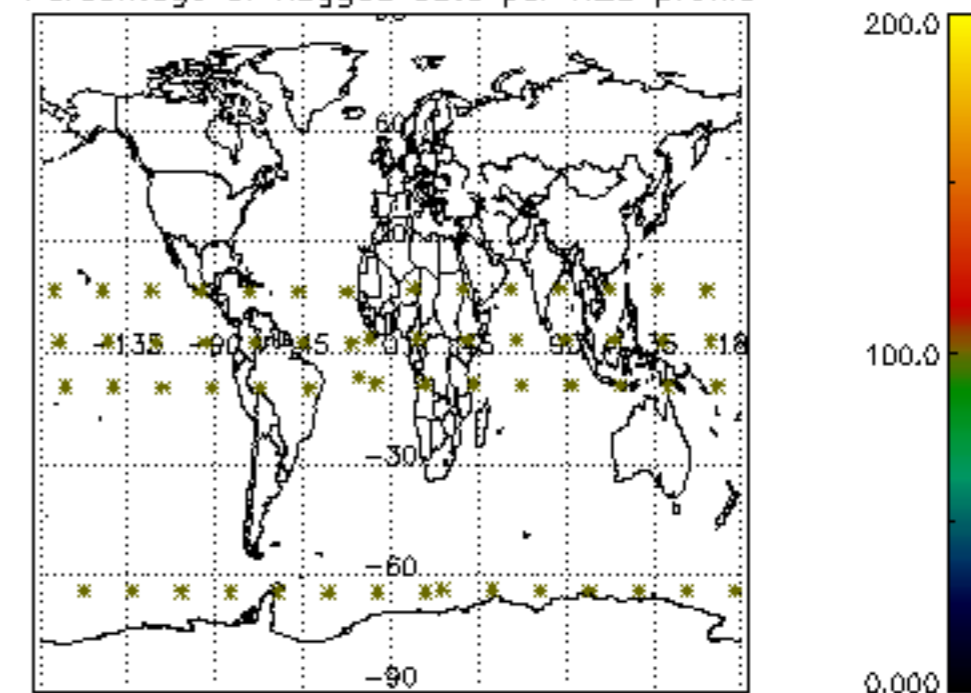
Type	Auxiliary Filename	Used since product	Used since product date
INST_PHYS_CHARACTERISTICS	GOM_INS_AXVIEC20091111_143220_20030716_120000_20500101_000000	1	11-APR-2011 00:00:34
LEVEL-2_PROC_CONFIG	GOM_PR2_AXVIEC20091111_152718_20020301_000000_20500101_000000	1	11-APR-2011 00:00:34
CROSS_SECTIONS_FILE	GOM_CRS_AXVIEC20091111_154832_20020301_000000_20500101_000000	1	11-APR-2011 00:00:34



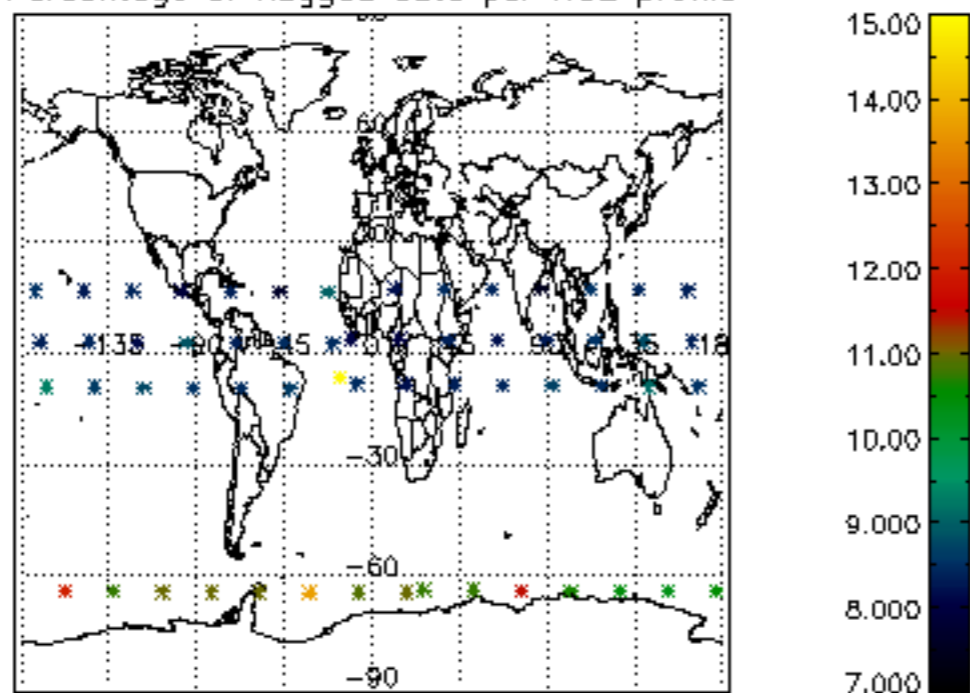
Percentage of flagged data per D3 profile



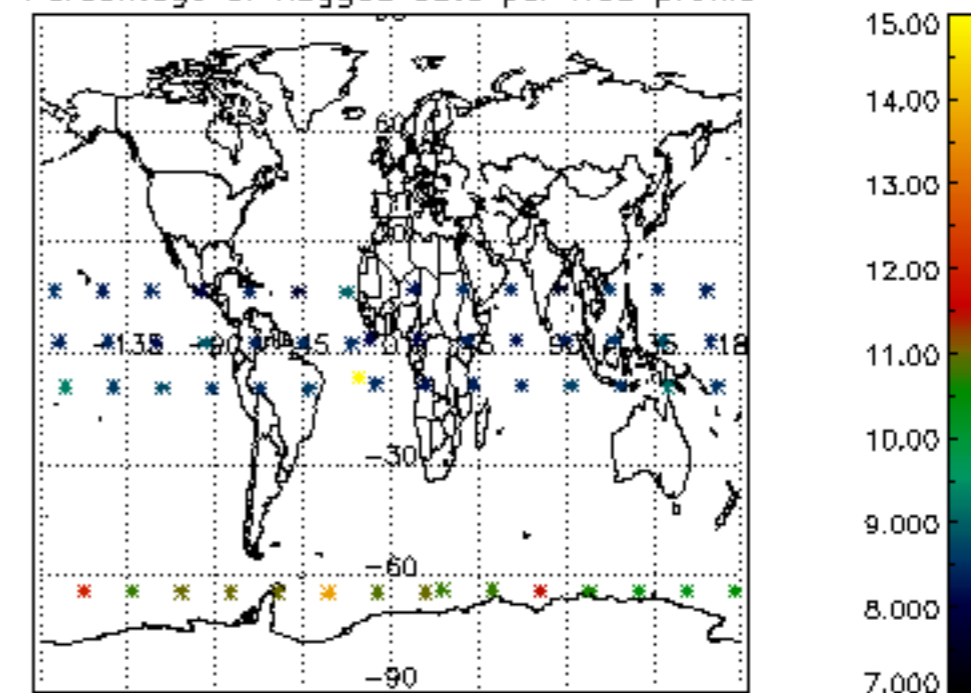
Percentage of flagged data per H2O profile

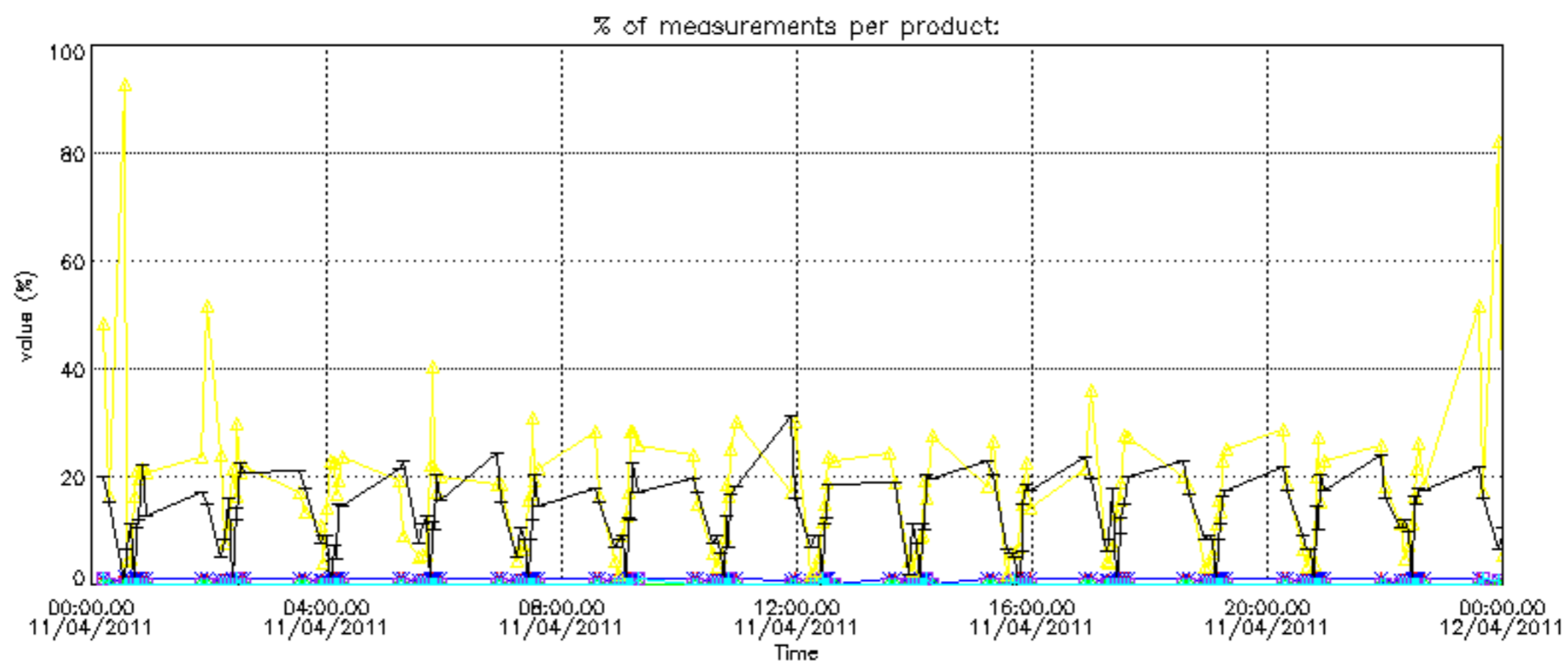
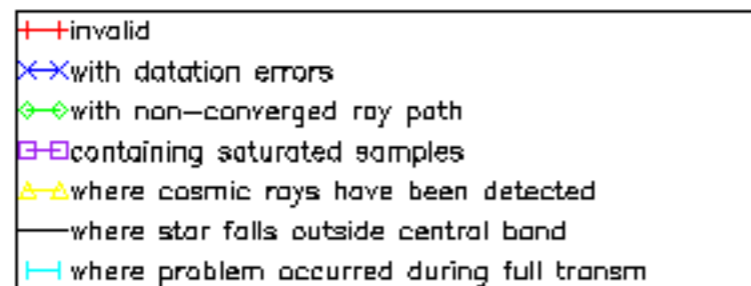


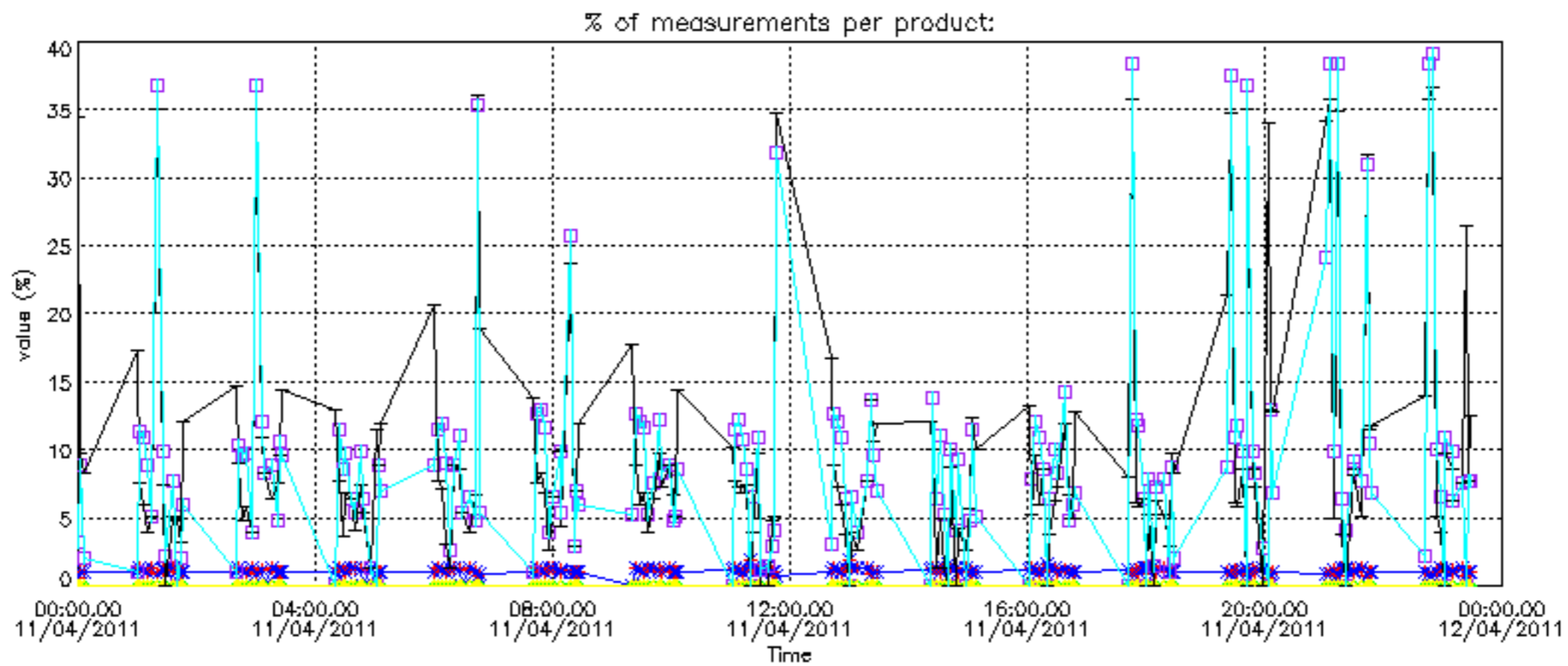
Percentage of flagged data per NO2 profile



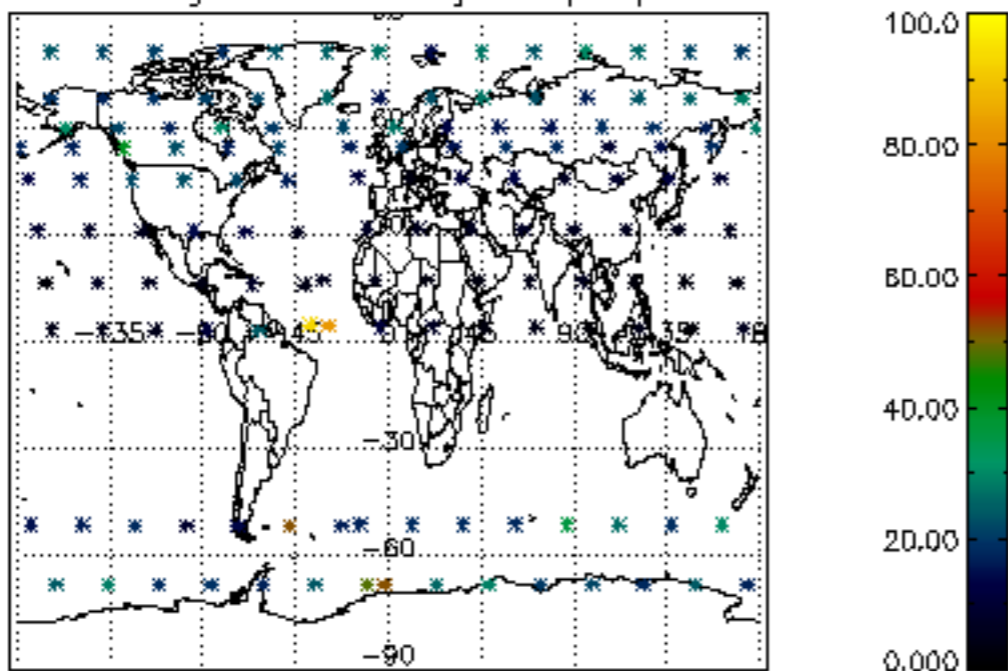
Percentage of flagged data per NO3 profile



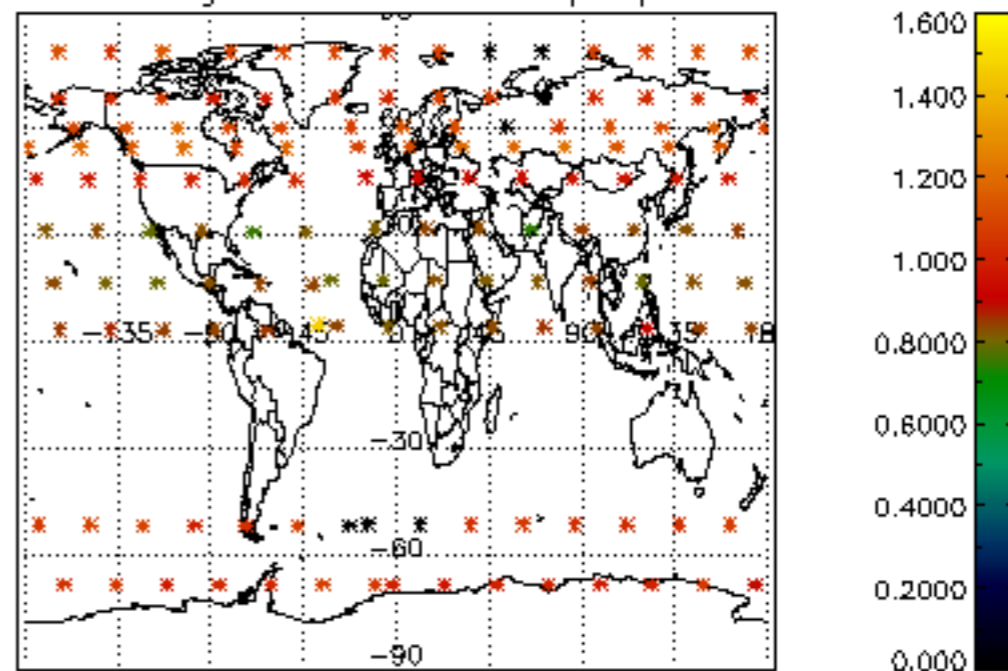




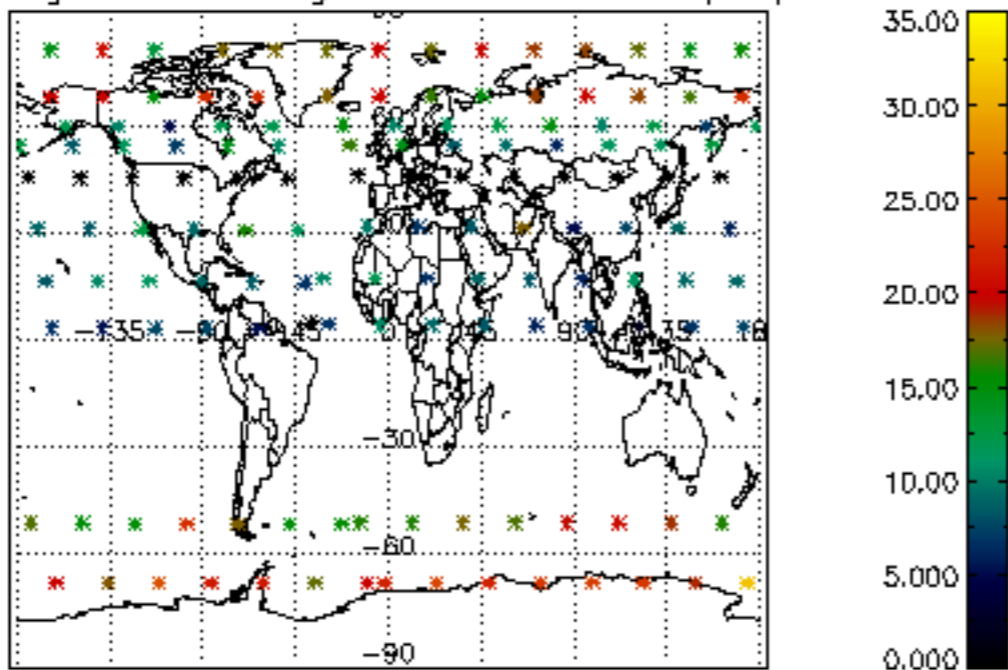
Percentage of cosmic ray hits per profile



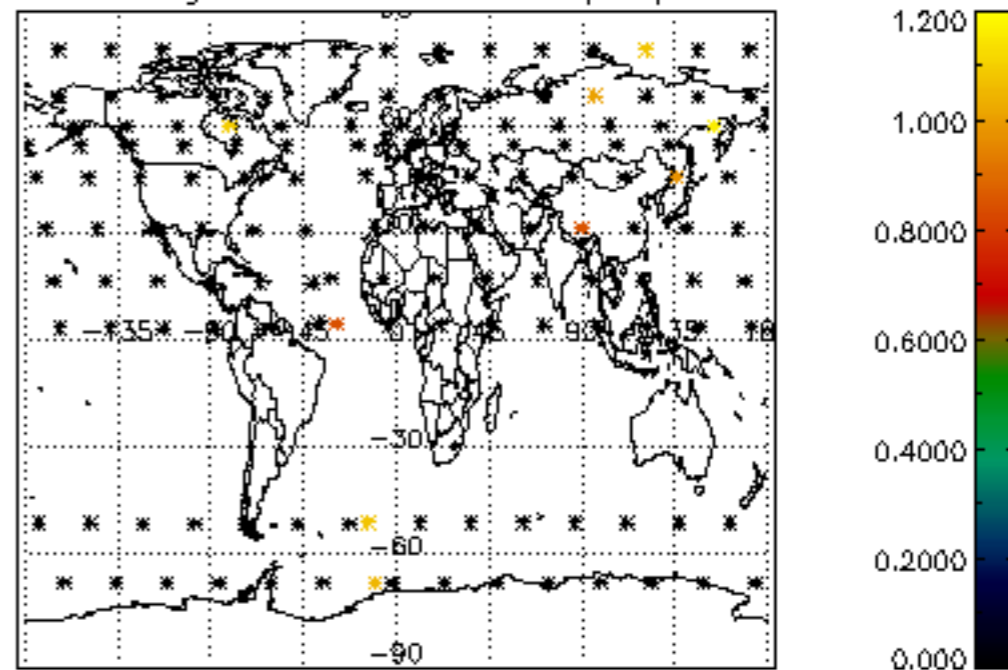
Percentage of datation errors per profile



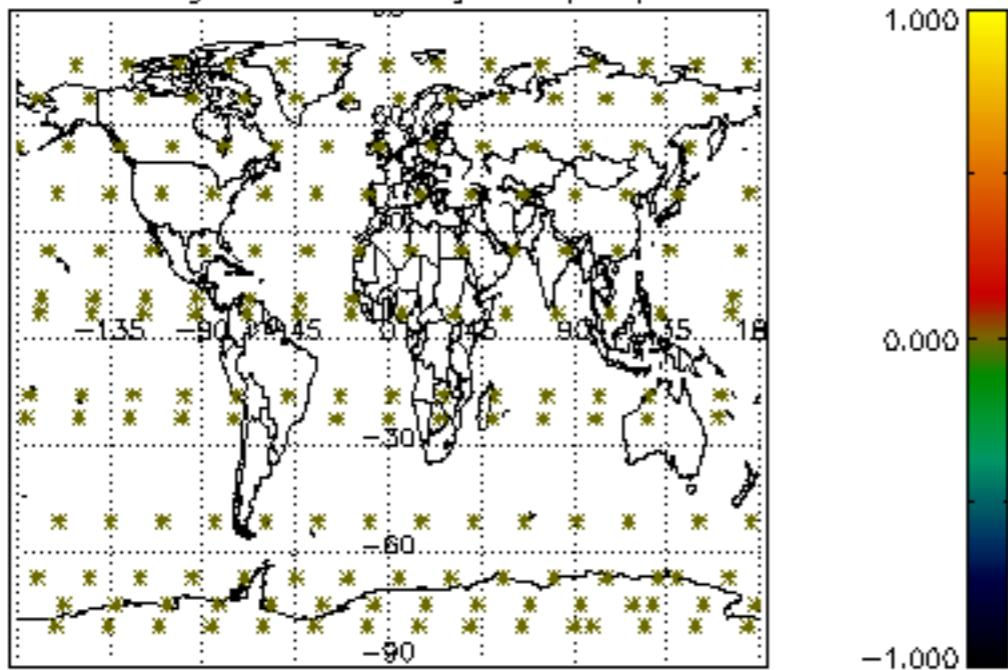
Percentage of star falling outside central band per profile



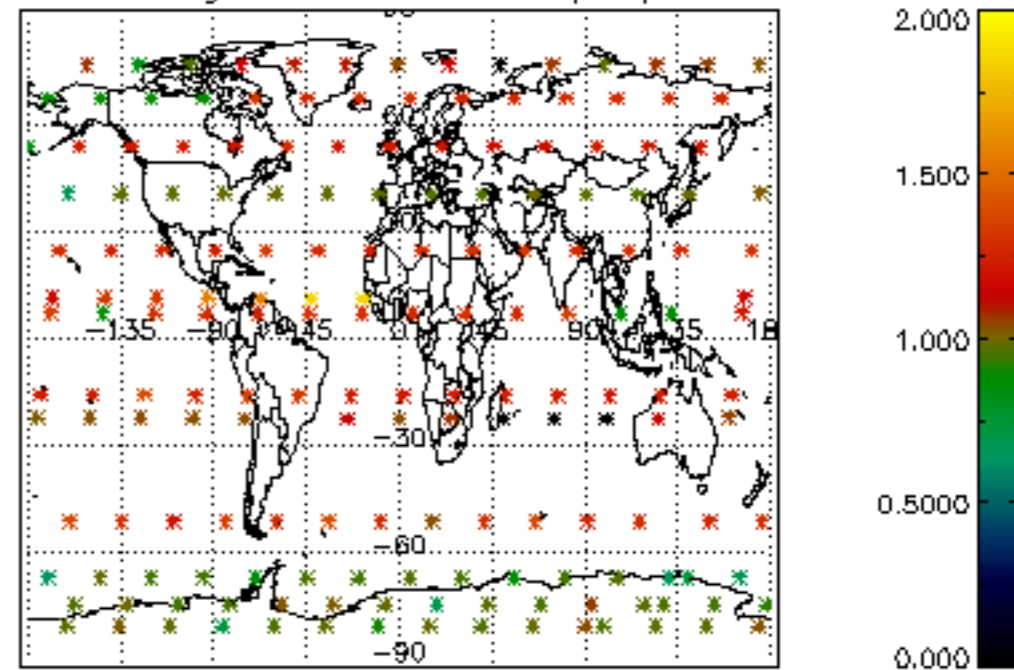
Percentage of saturation errors per profile



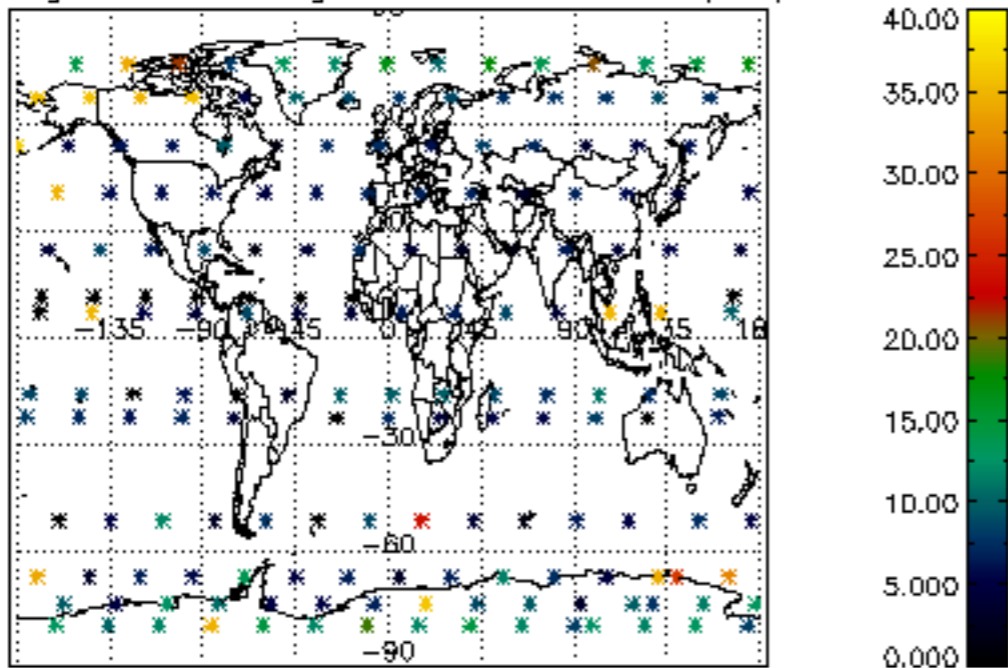
Percentage of cosmic ray hits per profile



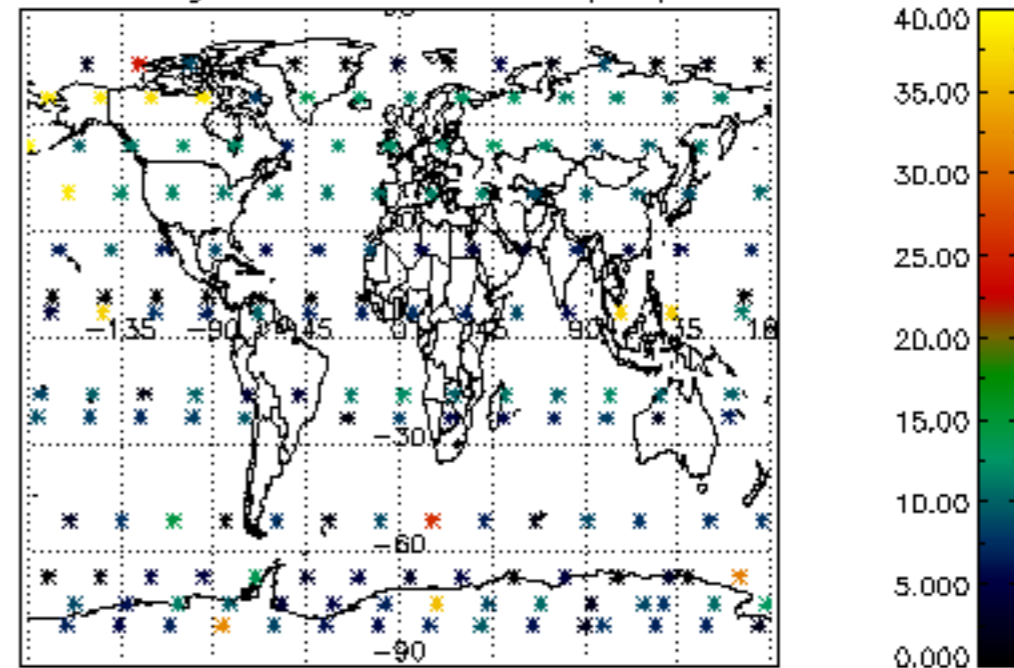
Percentage of datation errors per profile

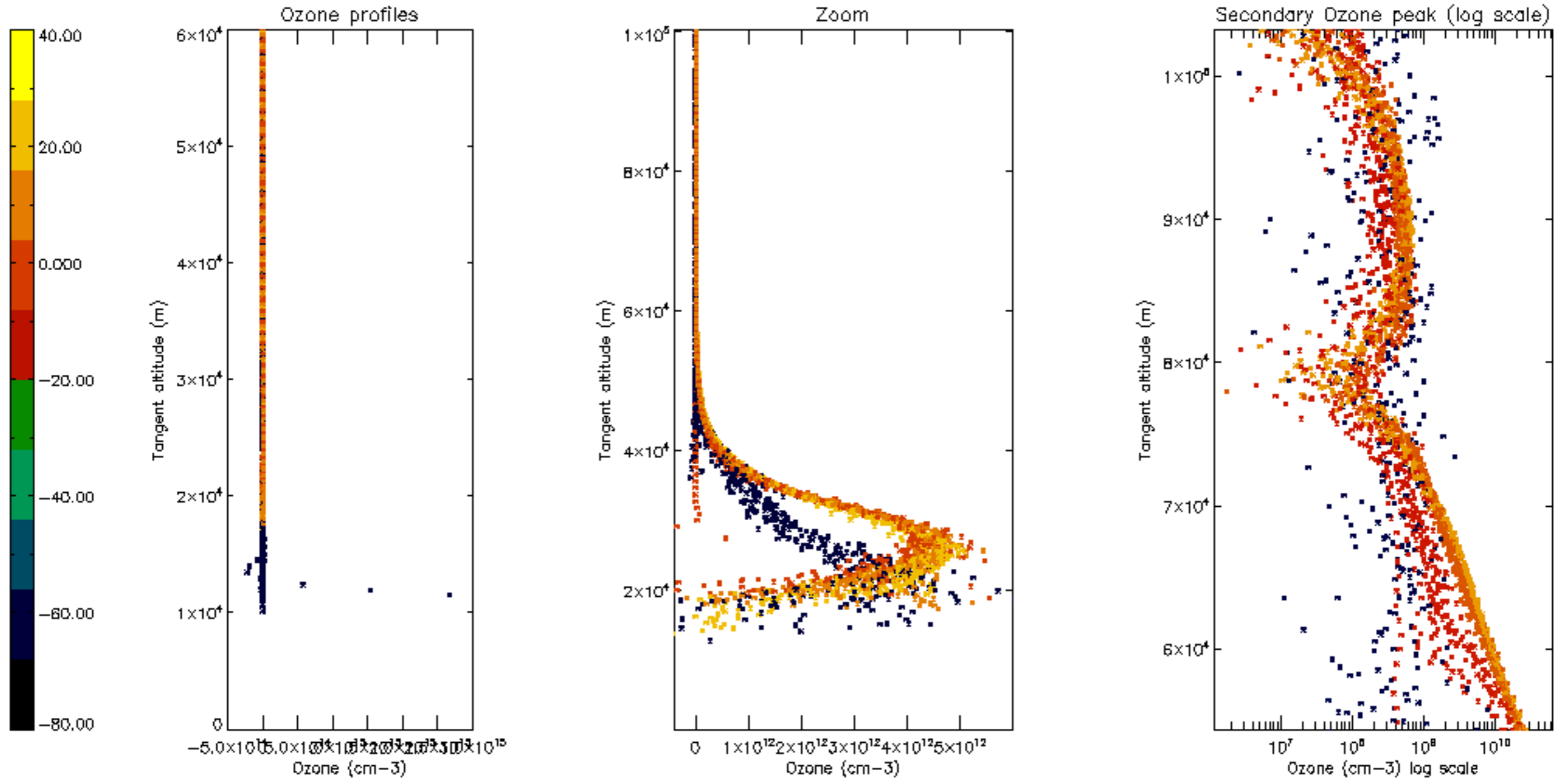


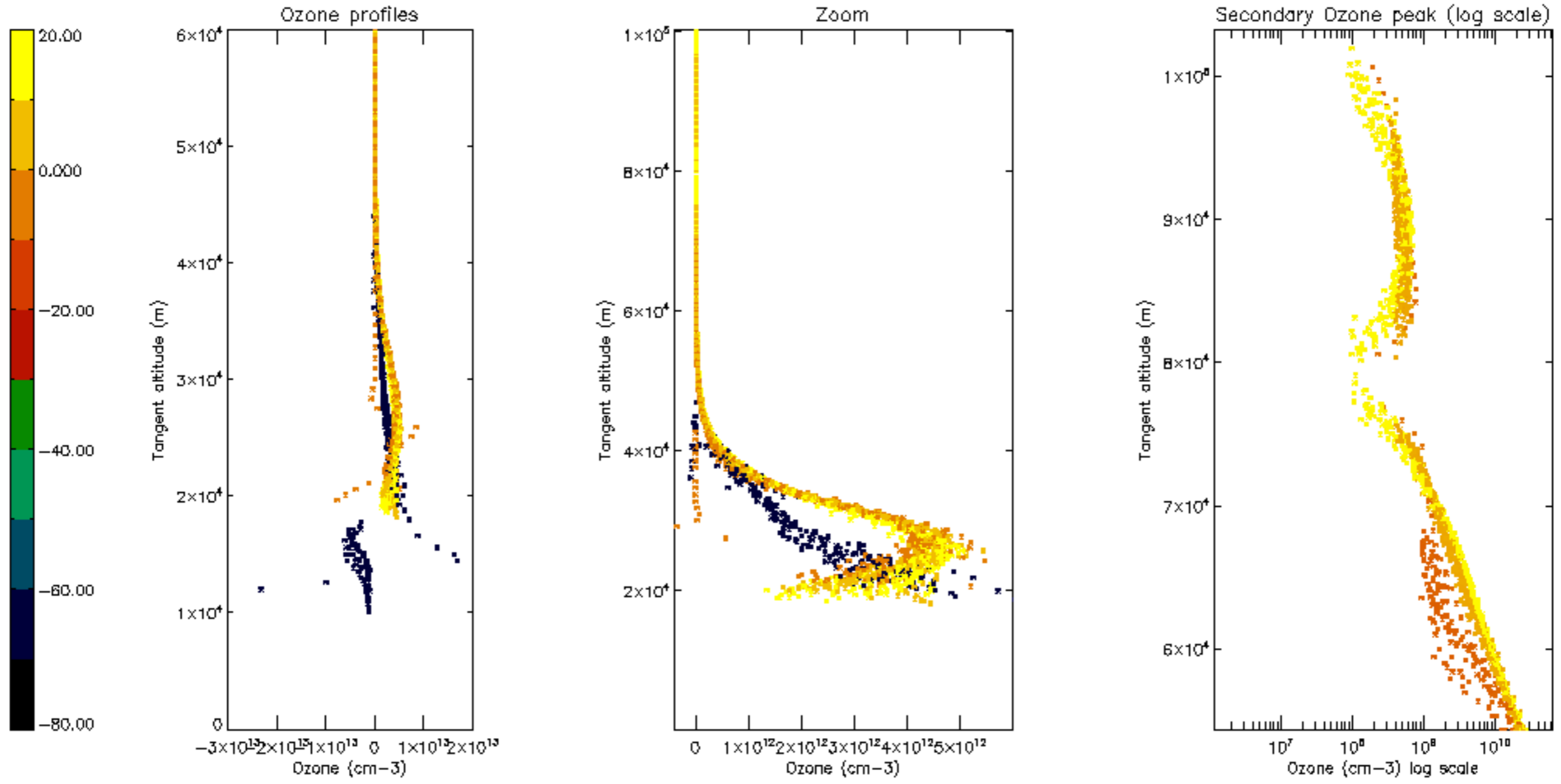
Percentage of star falling outside central band per profile

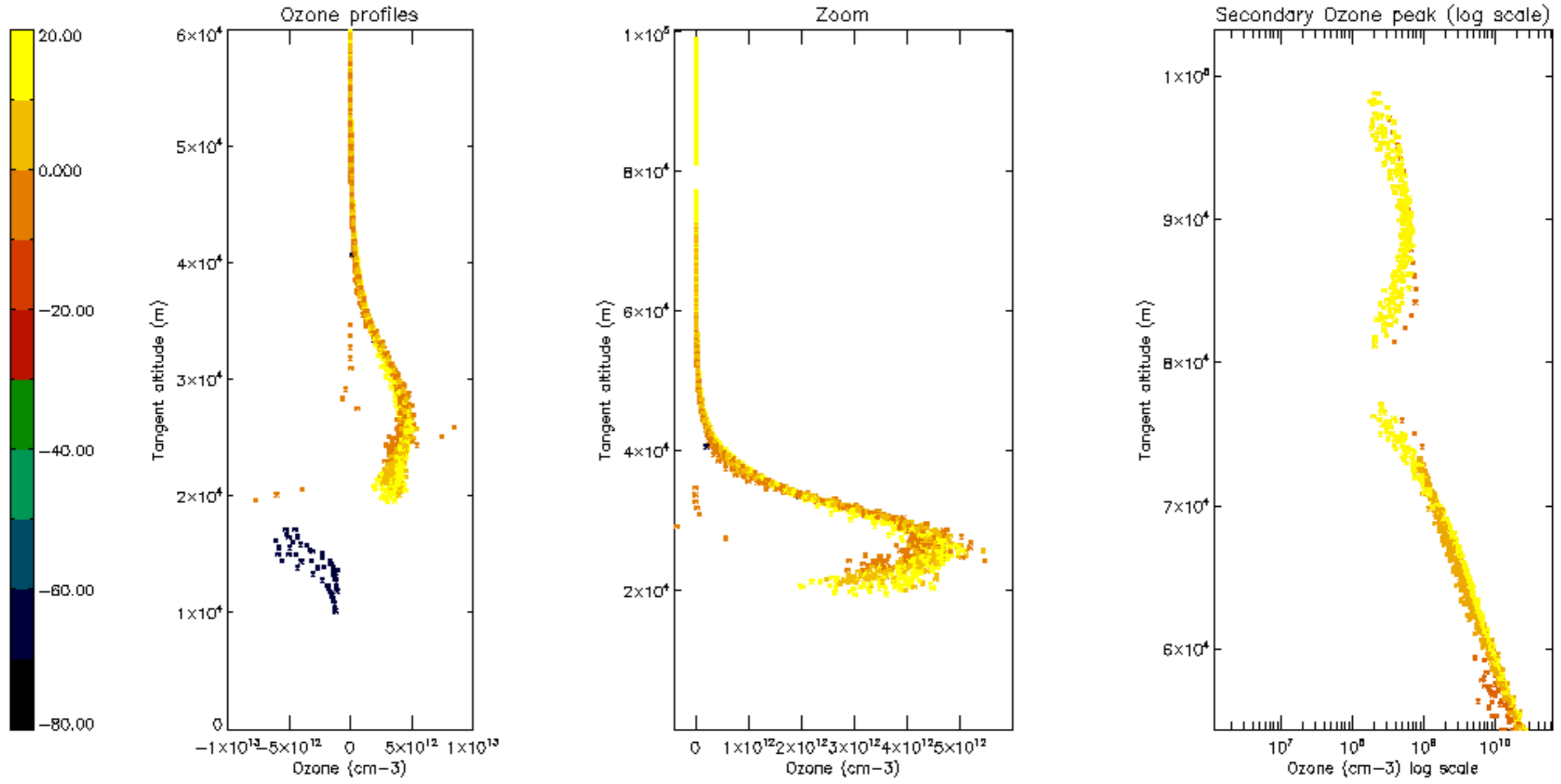


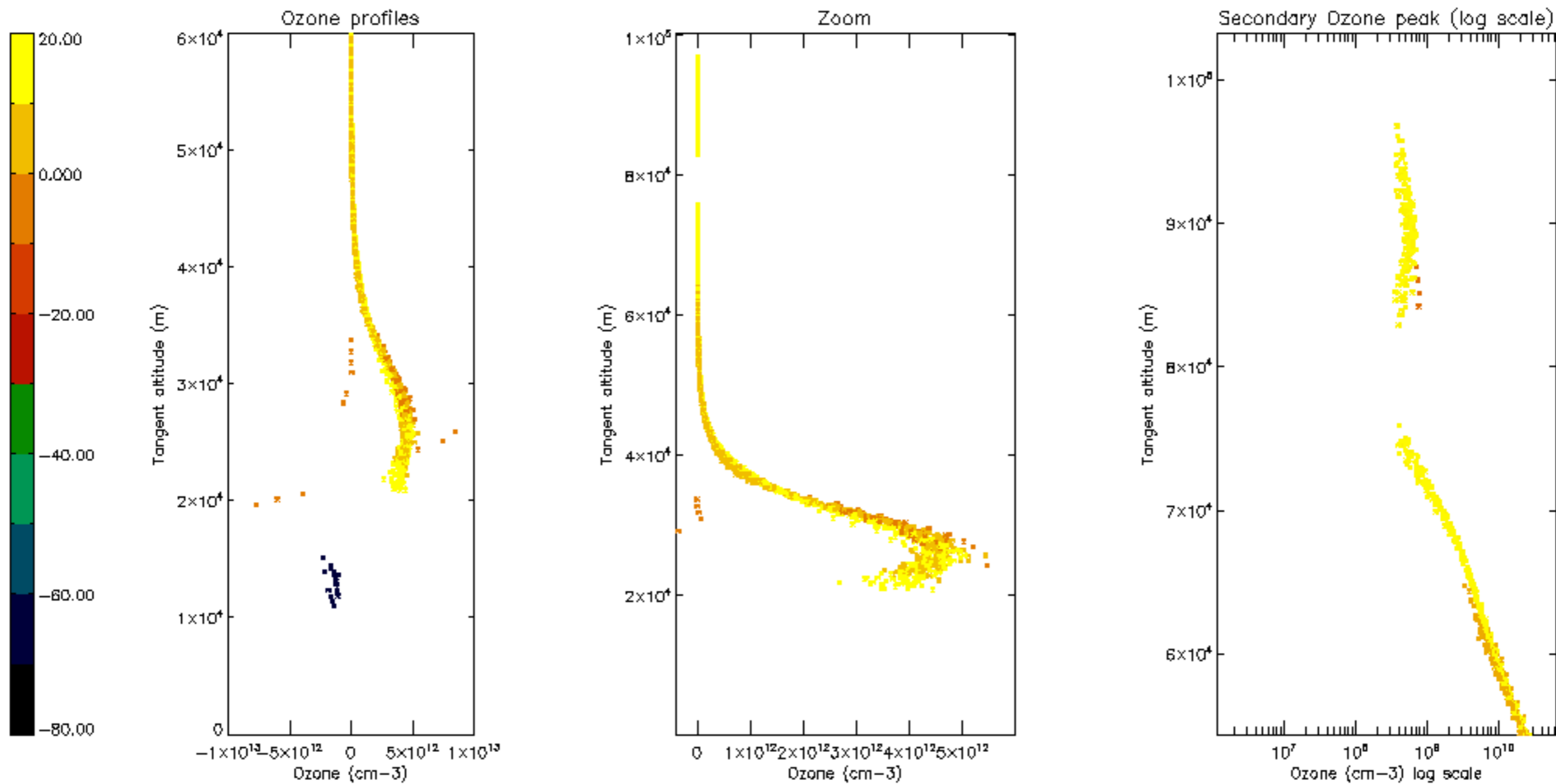
Percentage of saturation errors per profile

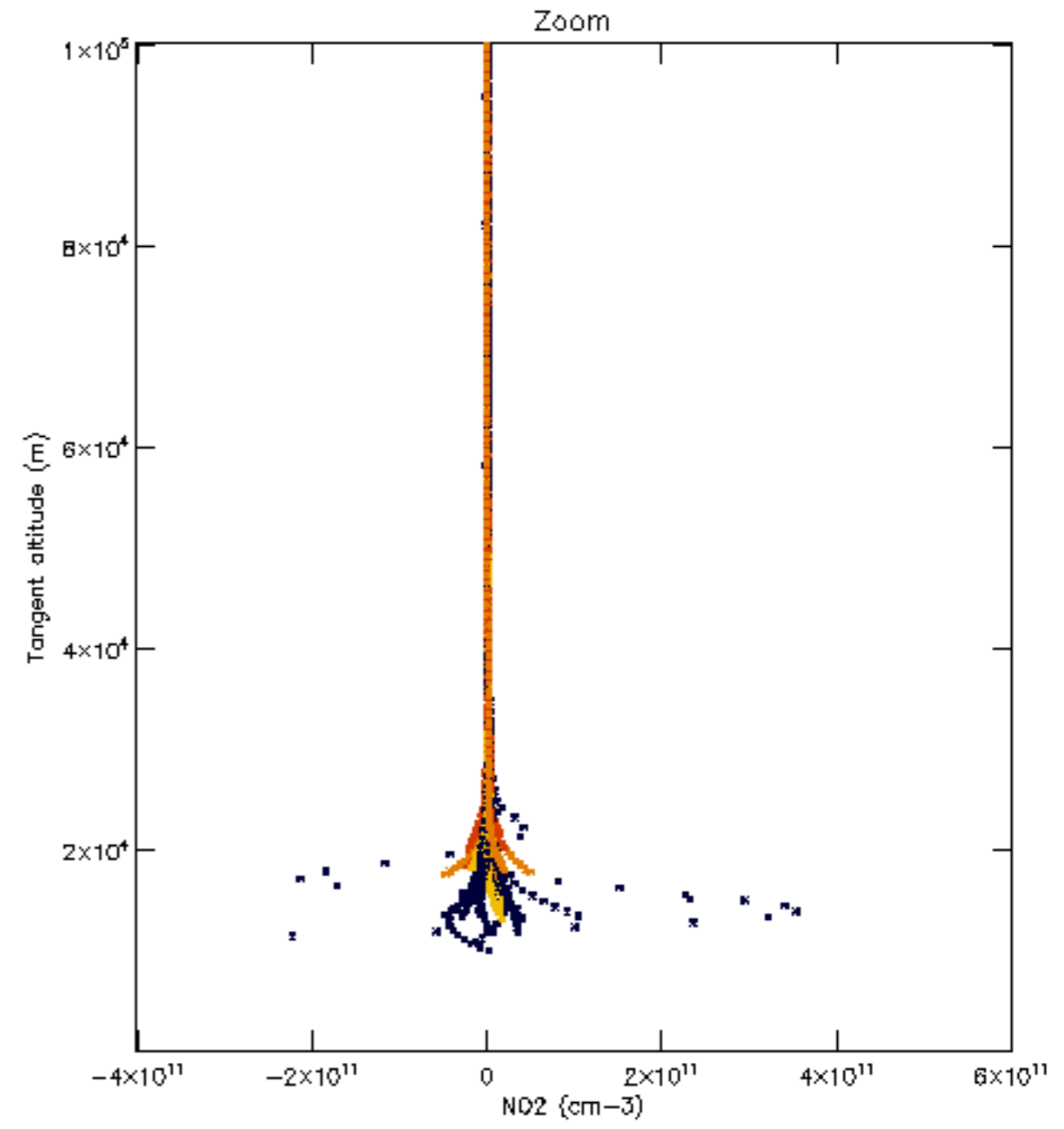
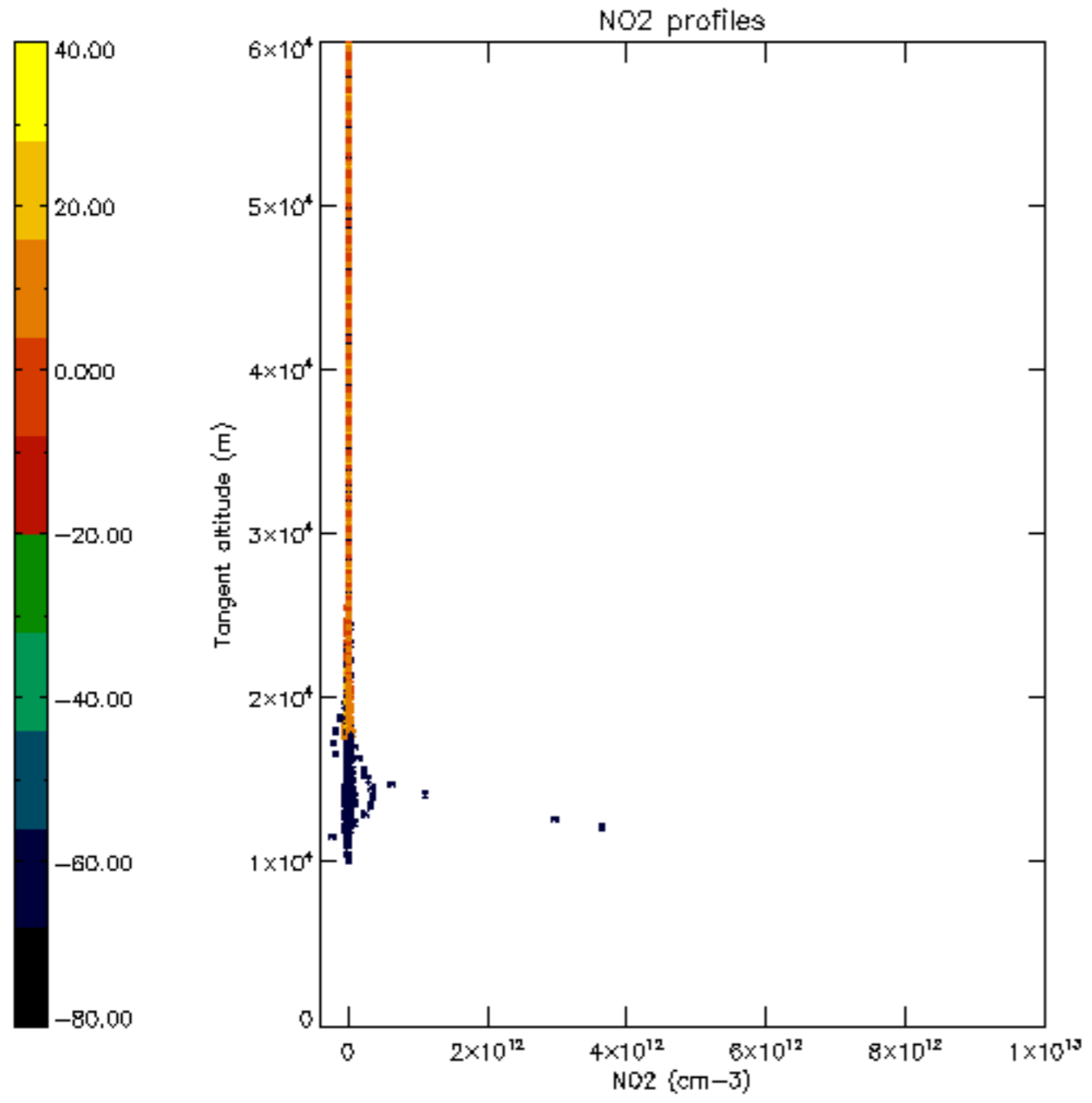


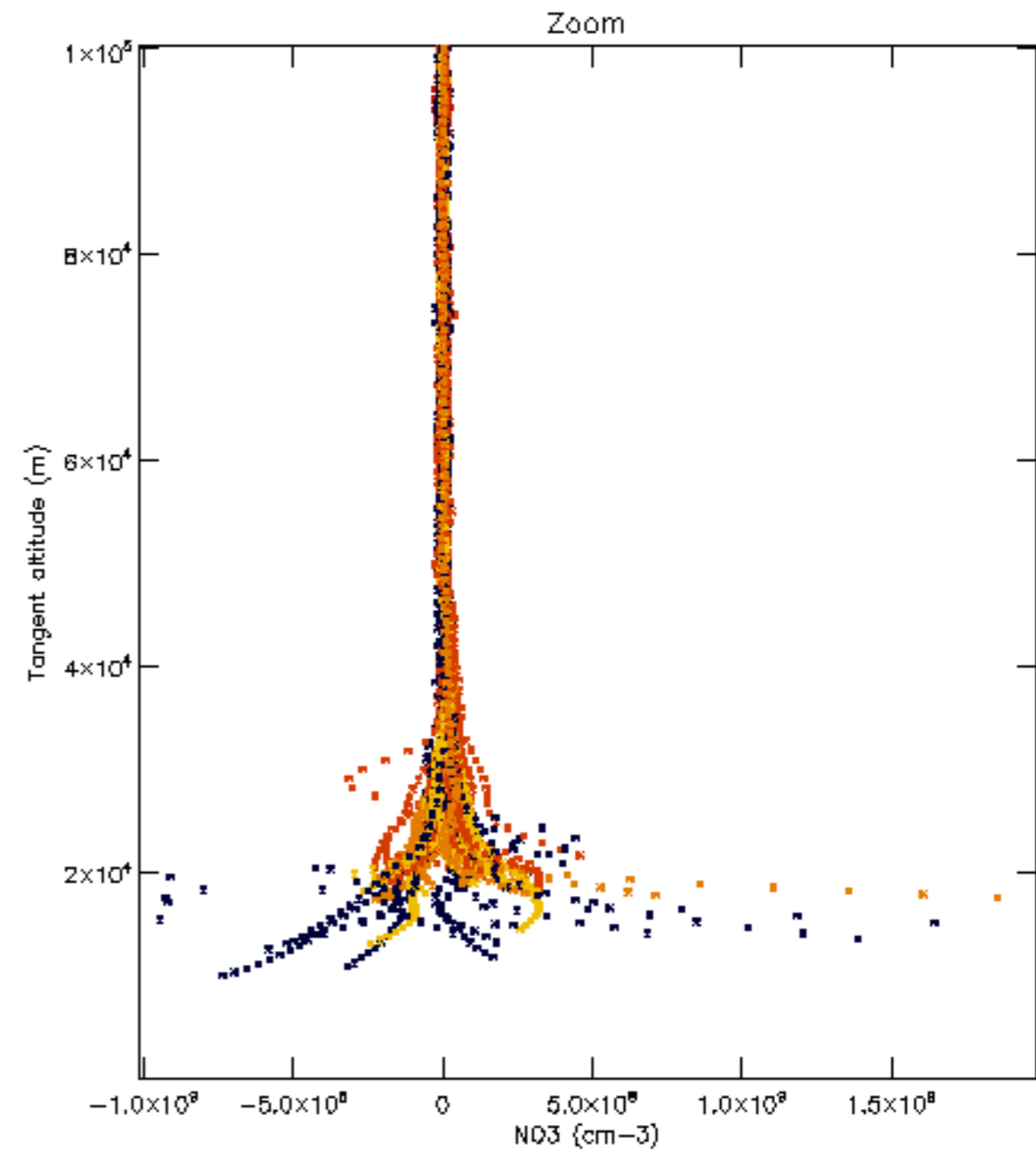
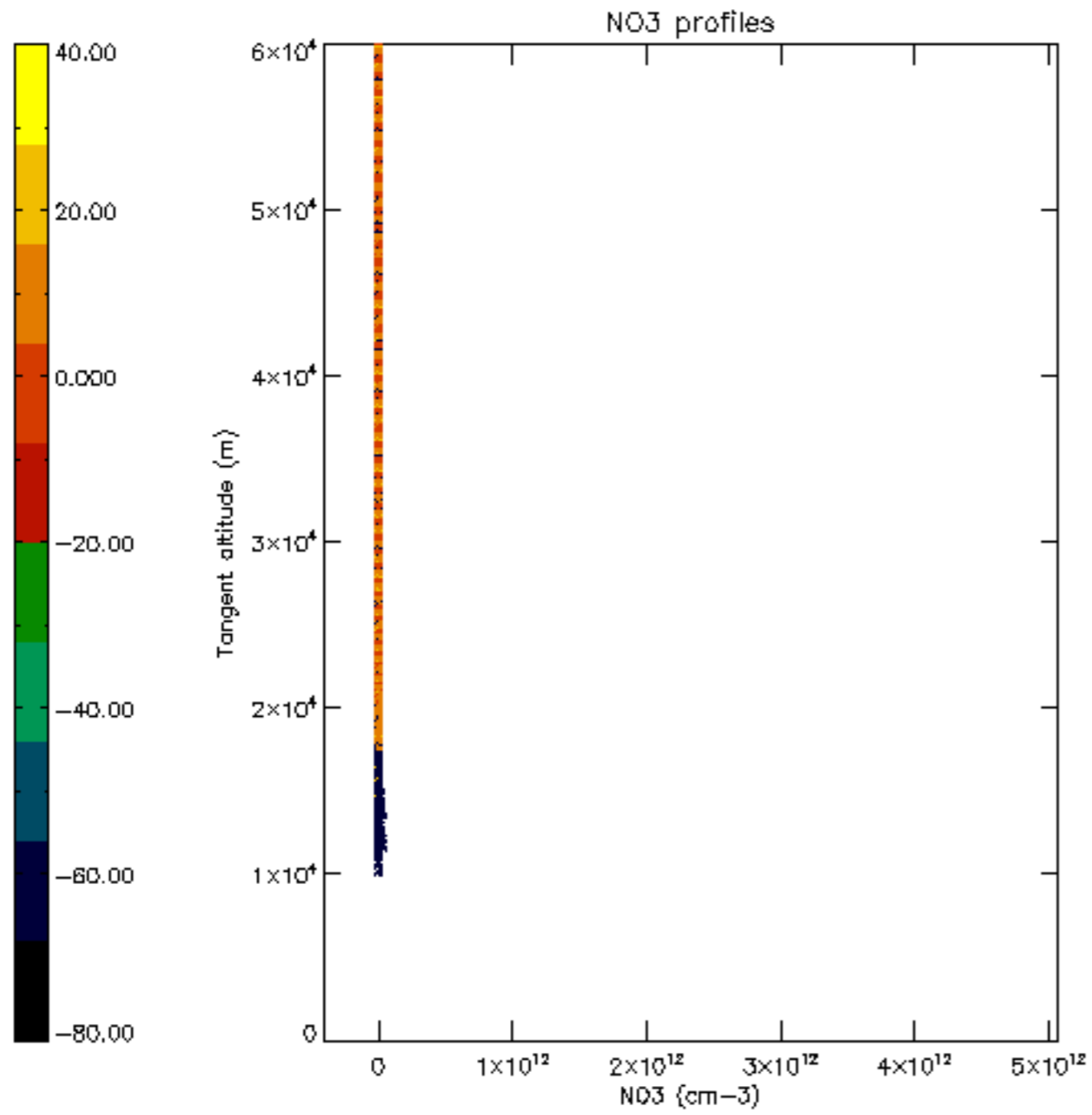


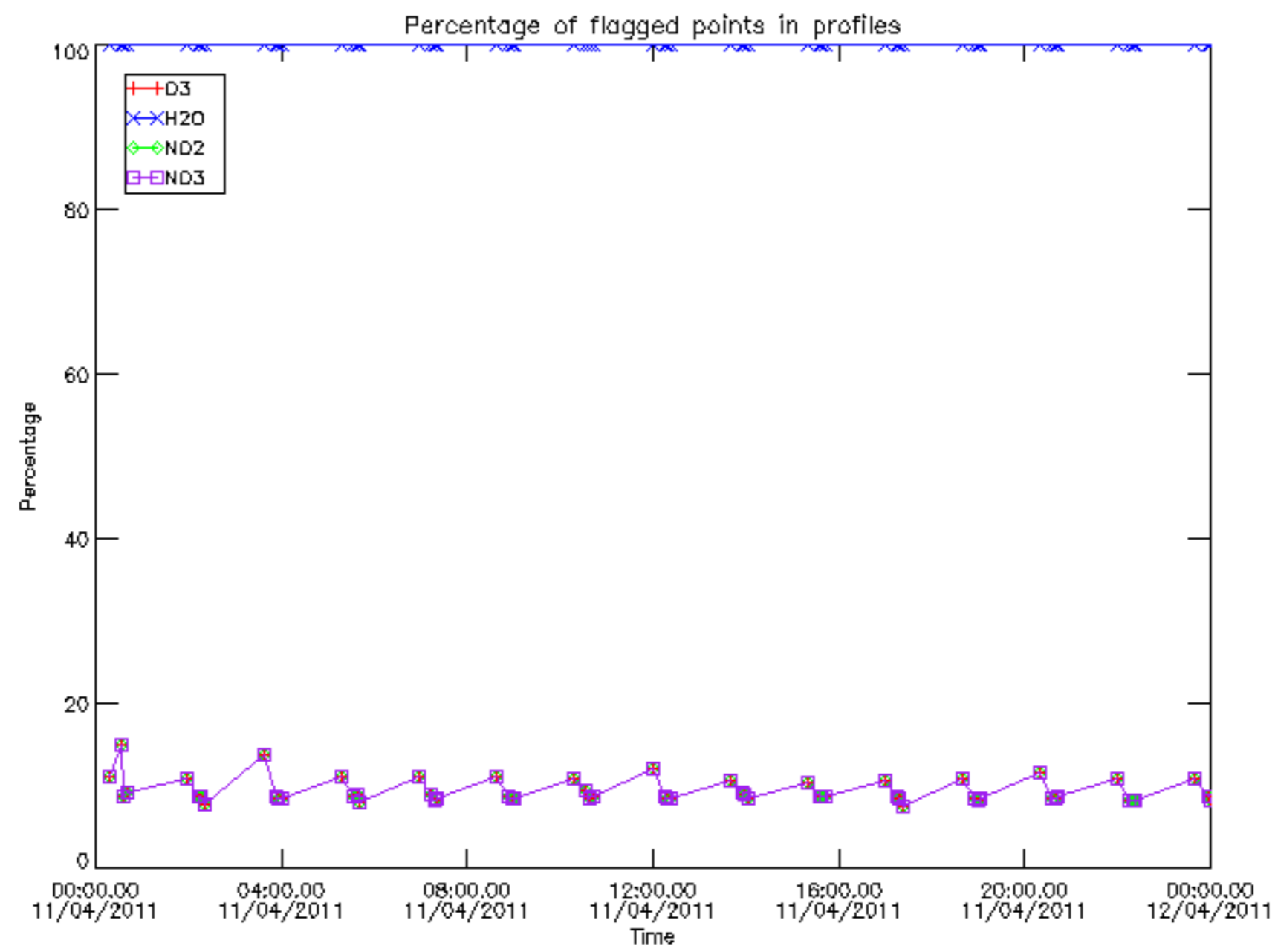




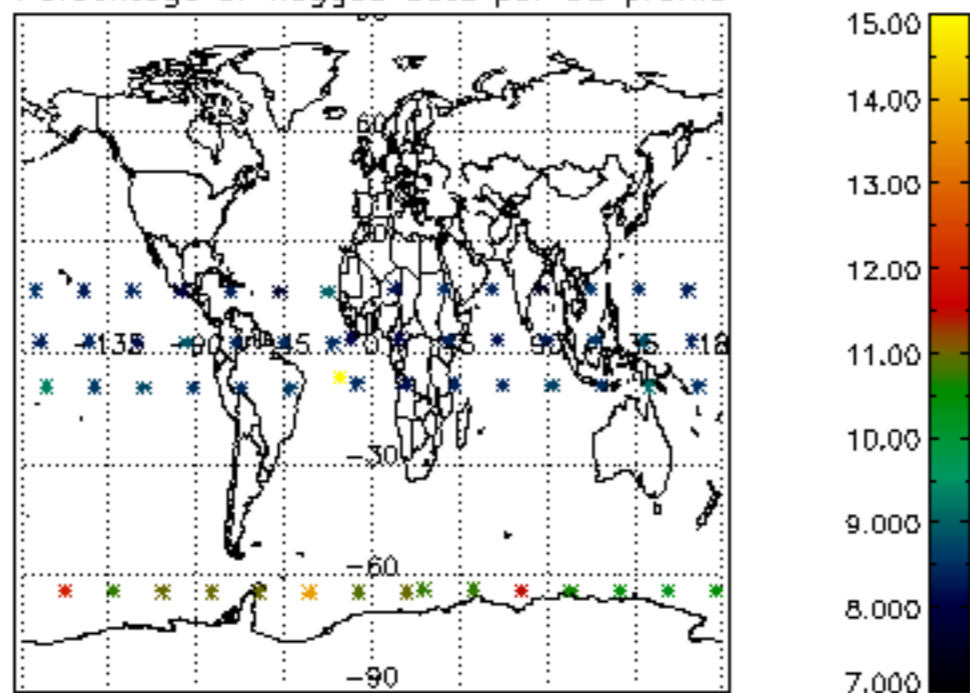




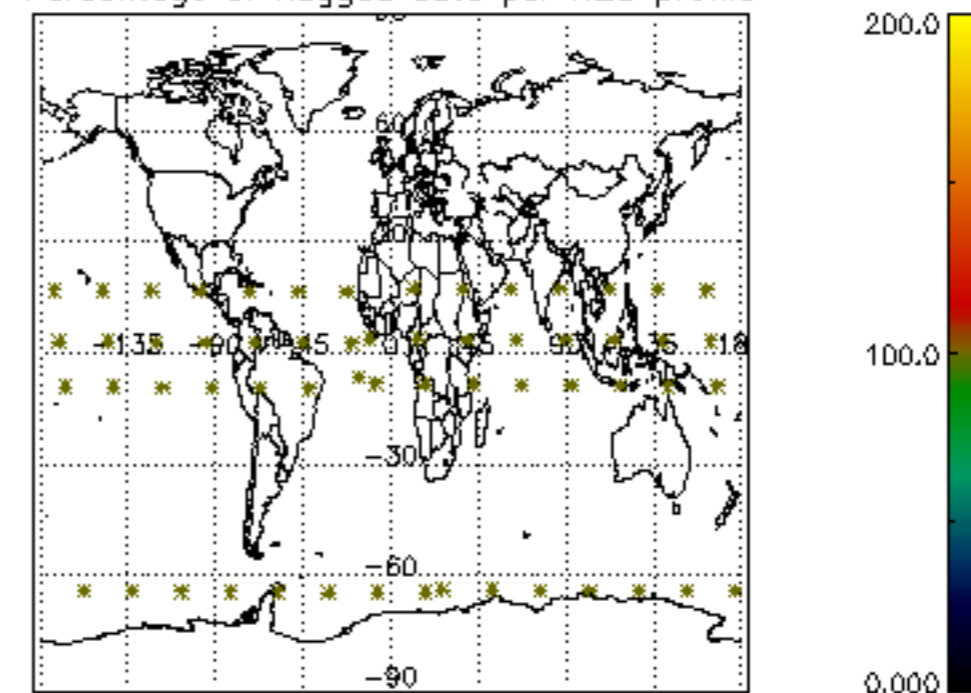




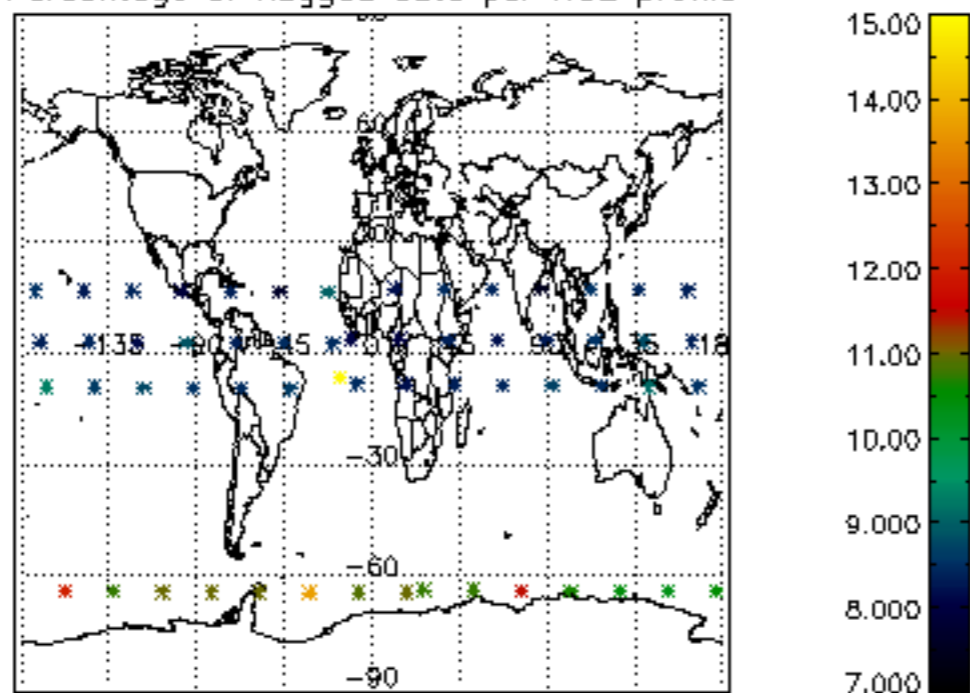
Percentage of flagged data per D3 profile



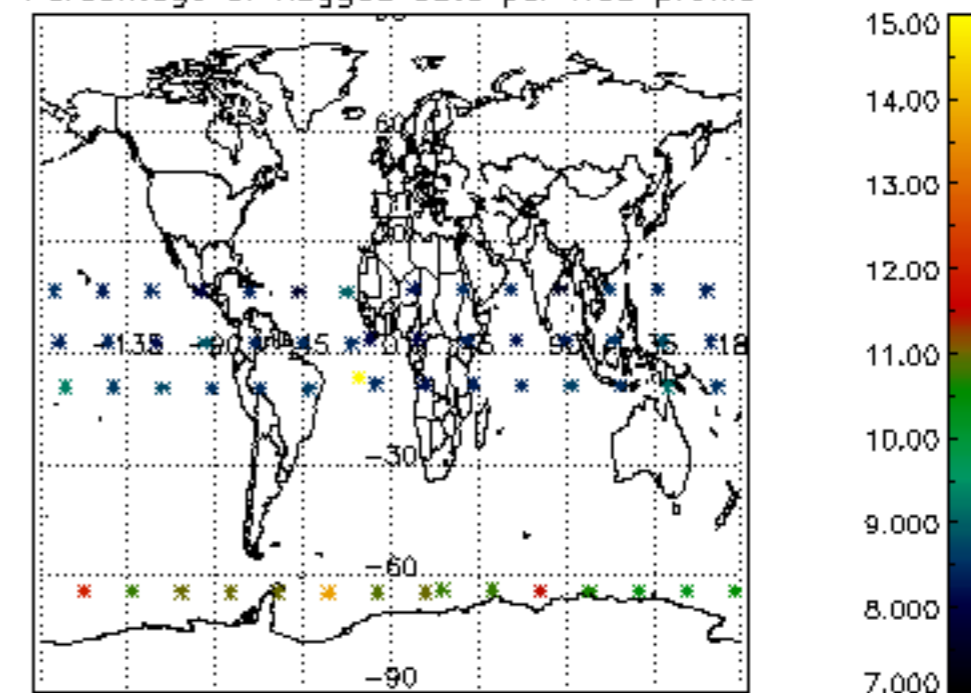
Percentage of flagged data per H2O profile

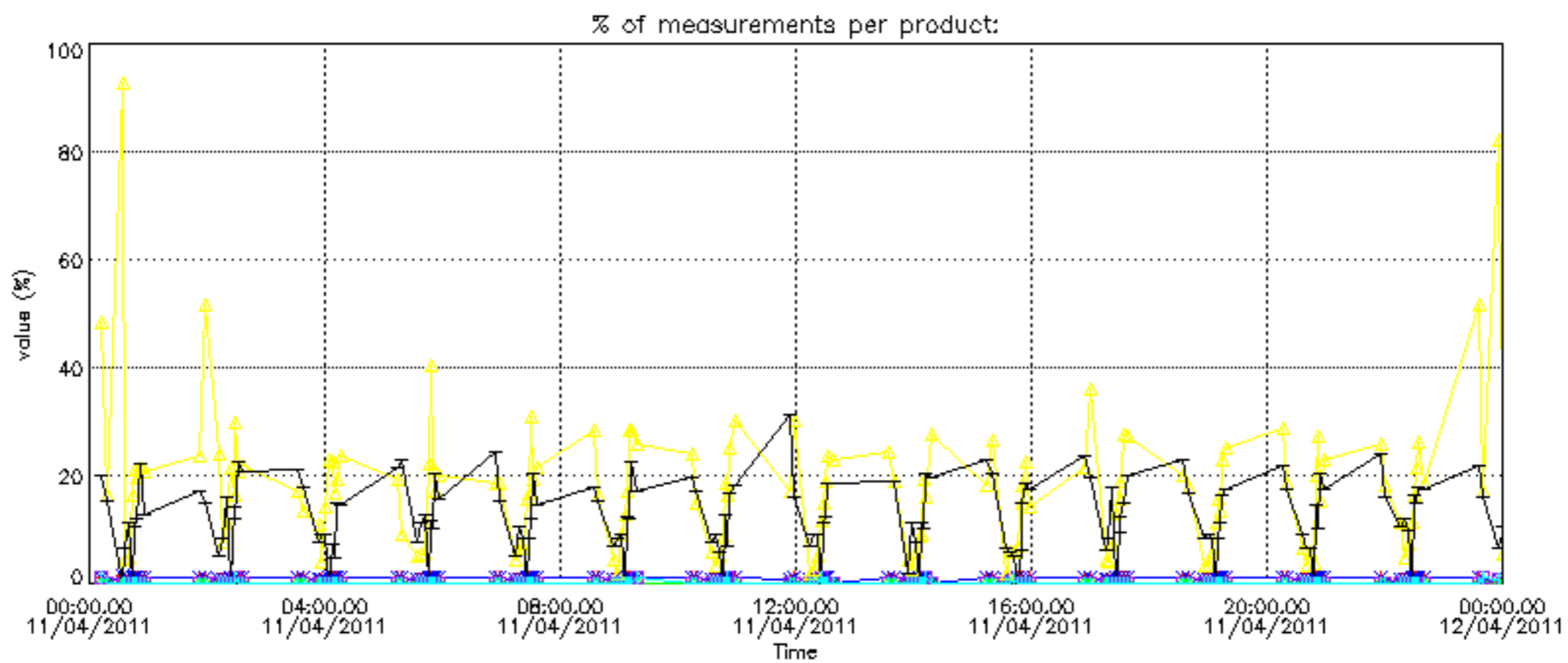


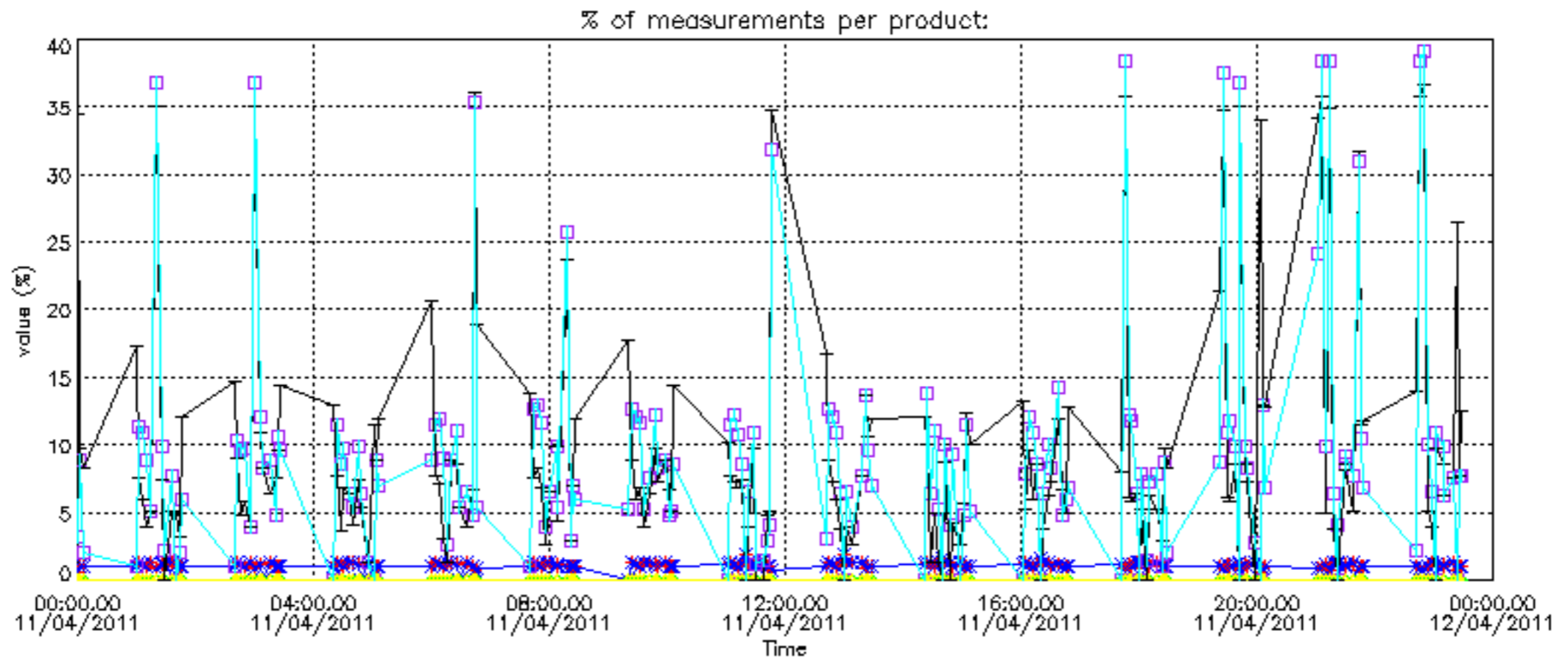
Percentage of flagged data per NO2 profile



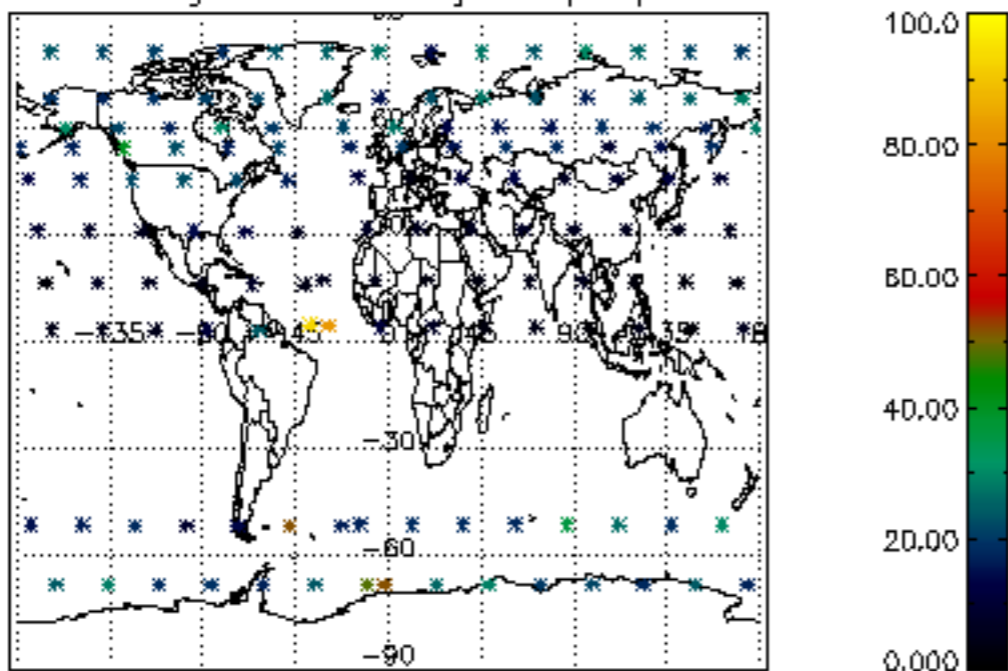
Percentage of flagged data per NO3 profile



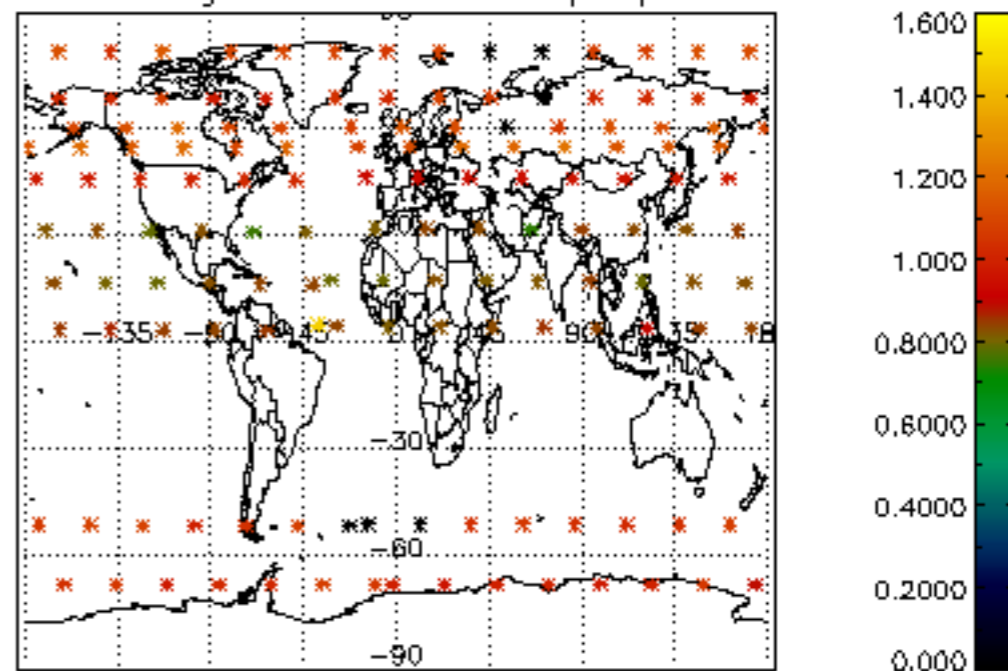




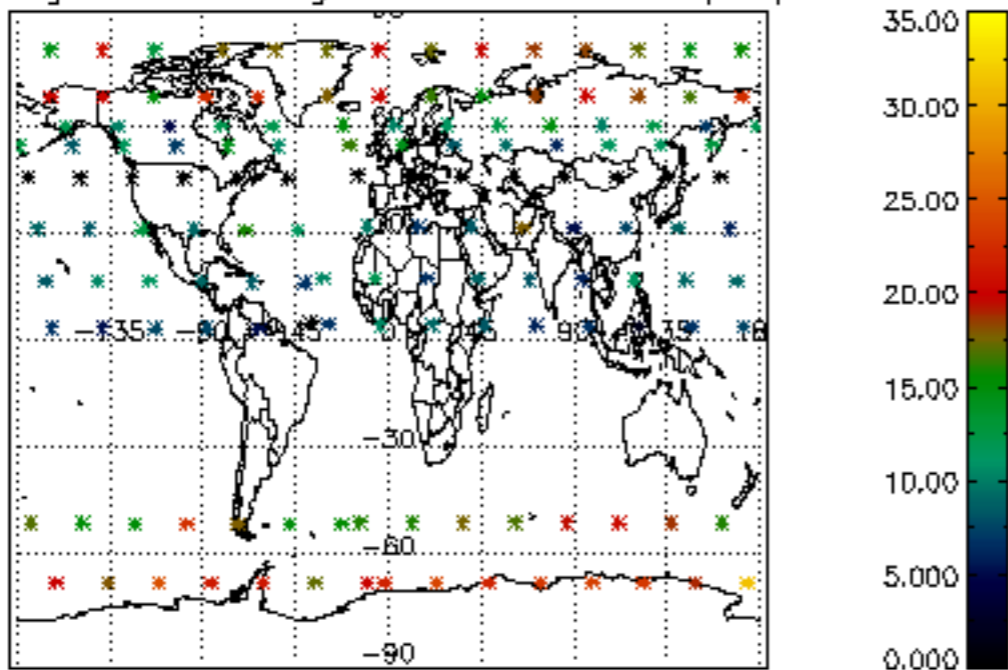
Percentage of cosmic ray hits per profile



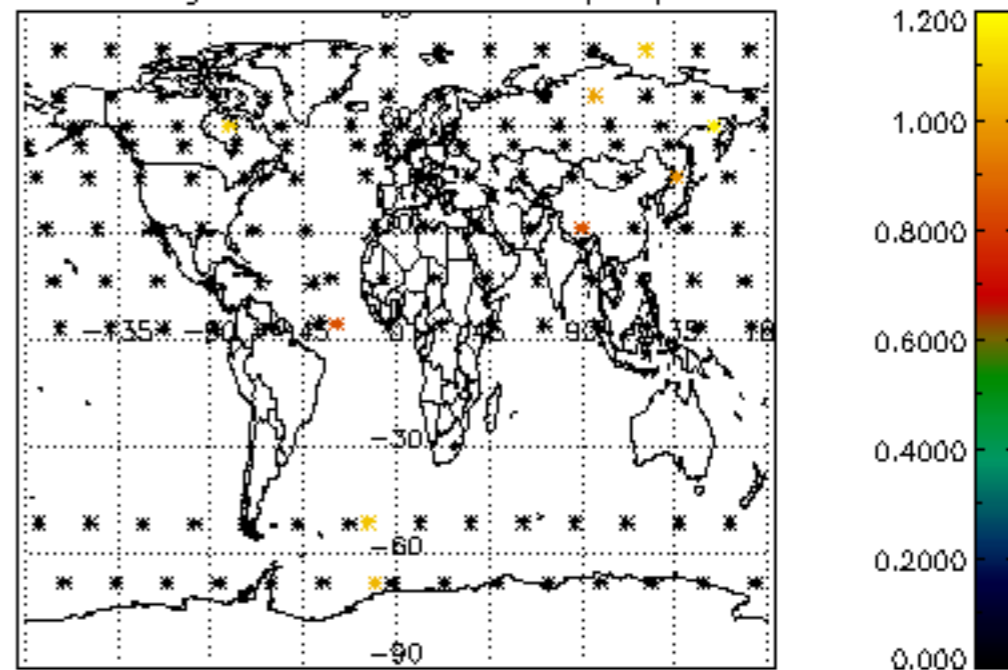
Percentage of datation errors per profile



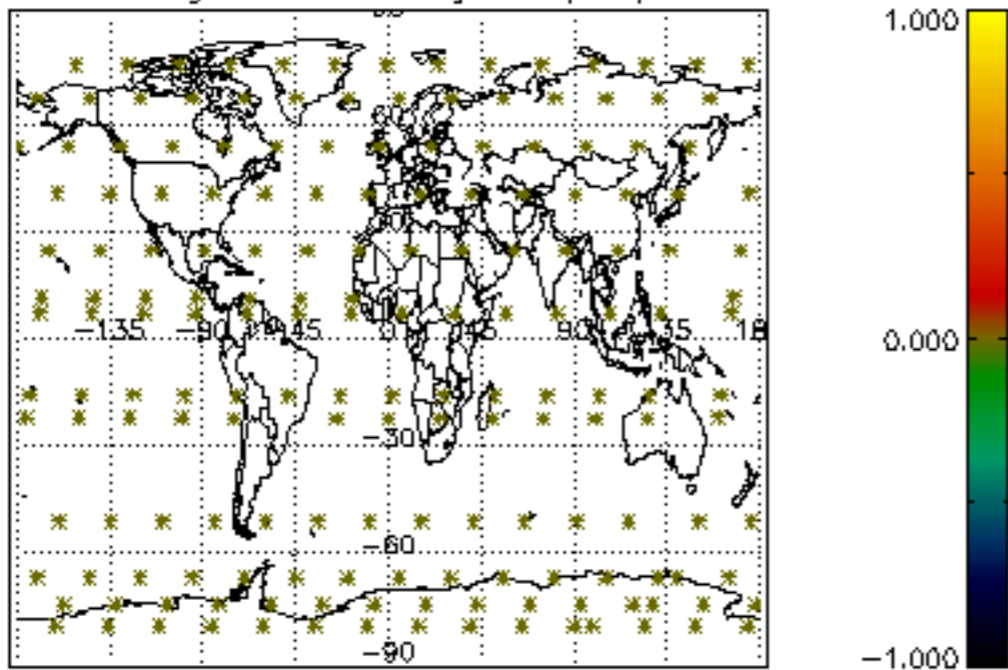
Percentage of star falling outside central band per profile



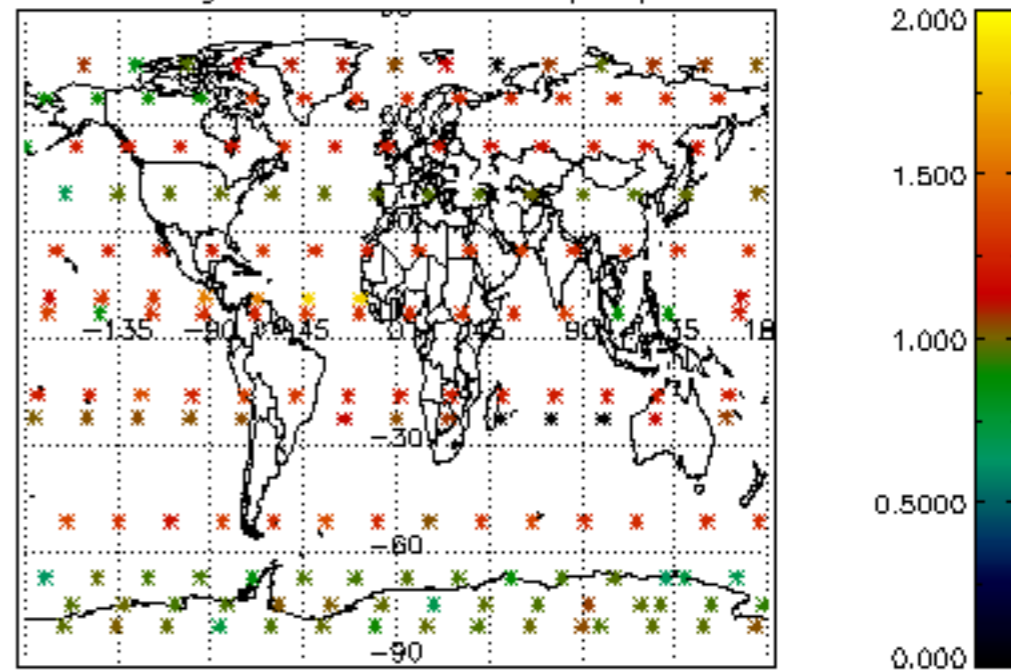
Percentage of saturation errors per profile



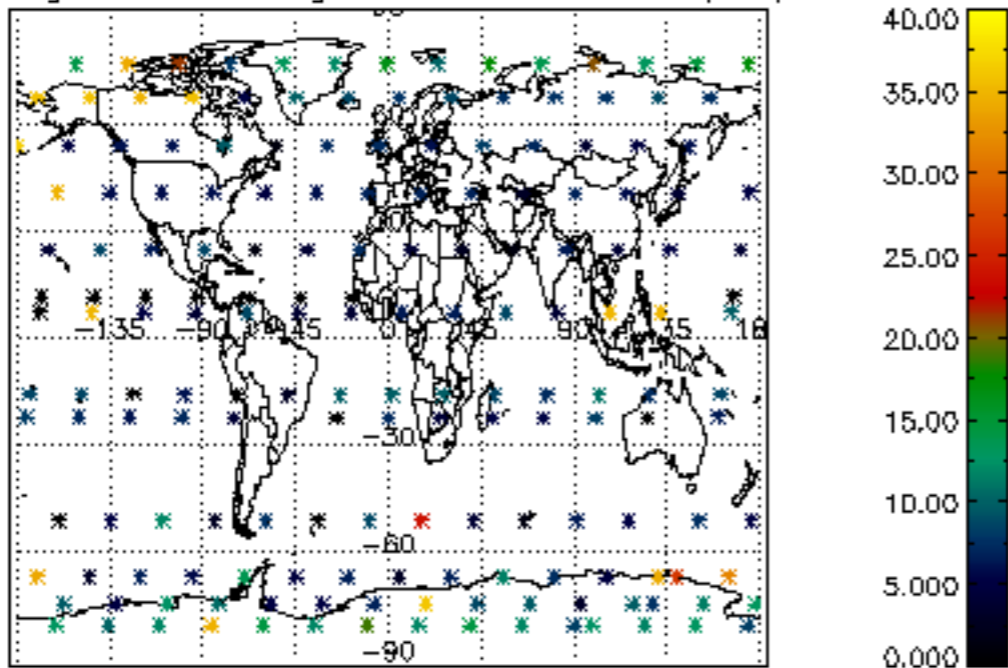
Percentage of cosmic ray hits per profile



Percentage of datation errors per profile



Percentage of star falling outside central band per profile



Percentage of saturation errors per profile

