

GOMOS Level 2 Daily Report

SUMMARY

[1. General Info](#)

[2. Summary of processed GOM_NL_2P products](#)

[3. Level 2 Quality information per product](#)

[3.1 Plot of level 2 quality information per product \(time dependant\)](#)

[3.2 Plot of level 2 quality information per product \(world map\)](#)

[4. Level 1 Quality information per product \(stored on level 2 products\)](#)

[4.1 Plot of level 1 quality information per product \(time dependant\)](#)

[4.1.1 Plot of level 1 quality information per product \(time dependant\): ASCENDING](#)

[4.1.2 Plot of level 1 quality information per product \(time dependant\): DESCENDING](#)

[4.2 Plot of level 1 quality information per product \(world map\)](#)

[4.2.1 Plot of level 1 quality information per product \(world map\): ASCENDING](#)

[4.2.2 Plot of level 1 quality information per product \(world map\): DESCENDING](#)

[5. Ozone profiles based on quality statistics and other trace gas profiles](#)

[5.1 Ozone statistics based on quality of products](#)

[5.2 Plot ozone profiles for all STD \(dark without errors\)](#)

[5.3 Plot ozone profiles where STD < 20% \(dark without errors\)](#)

[5.4. Plot ozone profiles where STD < 10% \(dark without errors\)](#)

[5.5. Plot ozone profiles where STD < 5% \(dark without errors\)](#)

[5.6 Plot NO2 profiles for all STD \(dark without errors\)](#)

[5.7 Plot NO3 profiles for all STD \(dark without errors\)](#)

[5.8 Plot H2O profiles \(only for occultations of stars 1,2,3,4,13,14,16,26,63 dark without errors\) for all STD](#)

[6. Auxiliary Data Files used for the production reported in section 2](#)

This report presents the daily analysis on parameters extracted from GOMOS level 2 data (GOM_NL__2P). It is intended to monitor some important parameters that will impact the quality of these products. A list of level 2 products (and content) that have arrived during the reporting day to the PCF is also given.

Item	Value
Time of report generation	24APR2013 12:13:23
Data source version	GOMOS/6.01
Start time of products	10-04-2011 (10APR2011 00:00:00)
Stop time of products	11-04-2011 (11APR2011 00:00:00)
Store outputs in DB	Yes
Nb of level 2 prods	266
Nb of prods with errors	0

2. Summary of processed GOM_NL__2P products.

Nr	Filename	UTC Start time	Limb	Duration	Star Id	Star Name	Star Mag	Star Temp	Nb Meas	Orbit	Prod. error
1	GOM_NL__2PRFIN20110410_000316_000000423101_00203_47631_1124.N1	10-APR-2011 00:03:16	Bright	42.000	138	47Eps Vir	2.8280	4700.0	84	47631	No
2	GOM_NL__2PRFIN20110410_001131_000000383101_00203_47631_1125.N1	10-APR-2011 00:11:31	Bright	37.500	152	12Alp2CVn	2.8900	11000.	75	47631	No
3	GOM_NL__2PRFIN20110410_001626_000000573101_00203_47631_1126.N1	10-APR-2011 00:16:26	Bright	57.000	32	77Eps UMa	1.7630	11000.	114	47631	No
4	GOM_NL__2PRFIN20110410_002250_000000413101_00203_47631_1127.N1	10-APR-2011 00:22:50	Bright	40.500	60	7Bet UMi	2.0810	3950.0	81	47631	No
5	GOM_NL__2PRFIN20110410_002447_000000483101_00203_47631_1128.N1	10-APR-2011 00:24:47	Bright	47.500	119	14Eta Dra	2.7270	4700.0	95	47631	No
6	GOM_NL__2PRFIN20110410_003243_000000393101_00203_47631_1129.N1	10-APR-2011 00:32:43	Bright	39.000	89	5Alp Cep	2.4510	8000.0	78	47631	No
7	GOM_NL__2PRFIN20110410_003756_000000473101_00203_47631_1130.N1	10-APR-2011 00:37:56	Bright	46.500	19	50Alp Cyg	1.2460	10500.	93	47631	No
8	GOM_NL__2PRFIN20110410_003939_000000503101_00203_47631_1131.N1	10-APR-2011 00:39:39	Bright	49.500	66	37Gam Cyg	2.2080	5900.0	99	47631	No
9	GOM_NL__2PRFIN20110410_004900_000000453101_00203_47631_1132.N1	10-APR-2011 00:49:00	Twilight	45.000	61	8Eps Peg	2.1000	3900.0	90	47631	No
10	GOM_NL__2PRFIN20110410_005351_000000473101_00203_47631_1133.N1	10-APR-2011 00:53:51	Dark	46.500	154	22Bet Aqr	2.8990	5700.0	93	47631	No
11	GOM_NL__2PRFIN20110410_010859_000000593101_00204_47632_1029.N1	10-APR-2011 01:08:59	Dark	59.000	103	38Zet Sgr	2.6000	9700.0	118	47632	No
12	GOM_NL__2PRFIN20110410_011237_000000603101_00204_47632_1030.N1	10-APR-2011 01:12:37	Dark	60.000	38	20Eps Sgr	1.8360	11000.	120	47632	No
13	GOM_NL__2PRFIN20110410_011645_000000443101_00204_47632_1031.N1	10-APR-2011 01:16:45	Dark	44.000	25	35Lam Sco	1.6200	28000.	88	47632	No
14	GOM_NL__2PRFIN20110410_012336_000000443101_00204_47632_1032.N1	10-APR-2011 01:23:36	Straylight	43.500	78	Alp Lup	2.3040	28000.	87	47632	No
15	GOM_NL__2PRFIN20110410_012511_000000483101_00204_47632_1033.N1	10-APR-2011 01:25:11	Straylight	48.000	81	Eta Cen	2.3560	28000.	96	47632	No
16	GOM_NL__2PRFIN20110410_012740_000000513101_00204_47632_1034.N1	10-APR-2011 01:27:40	Straylight	51.000	54	5The Cen	2.0550	4500.0	102	47632	No
17	GOM_NL__2PRFIN20110410_013236_000000463101_00204_47632_1035.N1	10-APR-2011 01:32:36	Twilight	46.000	169	46Gam Hya	2.9910	4700.0	92	47632	No
18	GOM_NL__2PRFIN20110410_013624_000000503101_00204_47632_1036.N1	10-APR-2011 01:36:24	Bright	49.500	15	67Alp Vir	0.97600	28000.	99	47632	No
19	GOM_NL__2PRFIN20110410_013930_000000403101_00204_47632_1037.N1	10-APR-2011 01:39:30	Bright	39.500	121	29Gam Vir	2.7400	7200.0	79	47632	No
20	GOM_NL__2PRFIN20110410_014330_000000423101_00204_47632_1038.N1	10-APR-2011 01:43:30	Bright	42.000	138	47Eps Vir	2.8280	4700.0	84	47632	No
21	GOM_NL__2PRFIN20110410_015145_000000423101_00204_47632_1039.N1	10-APR-2011 01:51:45	Bright	41.500	152	12Alp2CVn	2.8900	11000.	83	47632	No
22	GOM_NL__2PRFIN20110410_015639_000000573101_00204_47632_1040.N1	10-APR-2011 01:56:39	Bright	57.000	32	77Eps UMa	1.7630	11000.	114	47632	No
23	GOM_NL__2PRFIN20110410_020304_000000413101_00204_47632_1041.N1	10-APR-2011 02:03:04	Bright	41.000	60	7Bet UMi	2.0810	3950.0	82	47632	No
24	GOM_NL__2PRFIN20110410_020500_000000493101_00204_47632_1042.N1	10-APR-2011 02:05:00	Bright	48.500	119	14Eta Dra	2.7270	4700.0	97	47632	No
25	GOM_NL__2PRFIN20110410_021257_000000393101_00204_47632_1043.N1	10-APR-2011 02:12:57	Bright	39.000	89	5Alp Cep	2.4510	8000.0	78	47632	No
26	GOM_NL__2PRFIN20110410_021810_000000453101_00204_47632_1044.N1	10-APR-2011 02:18:10	Bright	45.000	19	50Alp Cyg	1.2460	10500.	90	47632	No
27	GOM_NL__2PRFIN20110410_021953_000000503101_00204_47632_1045.N1	10-APR-2011 02:19:53	Bright	49.500	66	37Gam Cyg	2.2080	5900.0	99	47632	No
28	GOM_NL__2PRFIN20110410_022212_000000493101_00204_47632_1046.N1	10-APR-2011 02:22:12	Bright	49.000	92	53Eps Cyg	2.5000	4500.0	98	47632	No
29	GOM_NL__2PRFIN20110410_022914_000000493101_00204_47632_1047.N1	10-APR-2011 02:29:14	Twilight	49.000	61	8Eps Peg	2.1000	3900.0	98	47632	No
30	GOM_NL__2PRFIN20110410_023406_000000473101_00204_47632_1048.N1	10-APR-2011 02:34:06	Dark	47.000	154	22Bet Aqr	2.8990	5700.0	94	47632	No
31	GOM_NL__2PRFIN20110410_024914_000000583101_00205_47633_1042.N1	10-APR-2011 02:49:14	Dark	57.500	103	38Zet Sgr	2.6000	9700.0	115	47633	No
32	GOM_NL__2PRFIN20110410_025252_000000613101_00205_47633_1043.N1	10-APR-2011 02:52:52	Dark	61.000	38	20Eps Sgr	1.8360	11000.	122	47633	No
33	GOM_NL__2PRFIN20110410_025700_000000443101_00205_47633_1044.N1	10-APR-2011 02:57:00	Dark	44.000	25	35Lam Sco	1.6200	28000.	88	47633	No
34	GOM_NL__2PRFIN20110410_030350_000000423101_00205_47633_1045.N1	10-APR-2011 03:03:50	Straylight	42.000	78	Alp Lup	2.3040	28000.	84	47633	No
35	GOM_NL__2PRFIN20110410_030526_000000483101_00205_47633_1046.N1	10-APR-2011 03:05:26	Straylight	48.000	81	Eta Cen	2.3560	28000.	96	47633	No
36	GOM_NL__2PRFIN20110410_030755_000000503101_00205_47633_1047.N1	10-APR-2011 03:07:55	Straylight	50.000	54	5The Cen	2.0550	4500.0	100	47633	No
37	GOM_NL__2PRFIN20110410_031251_000000463101_00205_47633_1048.N1	10-APR-2011 03:12:51	Twilight	46.000	169	46Gam Hya	2.9910	4700.0	92	47633	No
38	GOM_NL__2PRFIN20110410_031638_000000493101_00205_47633_1049.N1	10-APR-2011 03:16:38	Bright	49.000	15	67Alp Vir	0.97600	28000.	98	47633	No
39	GOM_NL__2PRFIN20110410_031944_000000413101_00205_47633_1050.N1	10-APR-2011 03:19:44	Bright	40.500	121	29Gam Vir	2.7400	7200.0	81	47633	No
40	GOM_NL__2PRFIN20110410_032344_000000423101_00205_47633_1051.N1	10-APR-2011 03:23:44	Bright	41.500	138	47Eps Vir	2.8280	4700.0	83	47633	No
41	GOM_NL__2PRFIN20110410_033159_000000413101_00205_47633_1052.N1	10-APR-2011 03:31:59	Bright	40.500	152	12Alp2CVn	2.8900	11000.	81	47633	No
42	GOM_NL__2PRFIN20110410_033653_000000573101_00205_47633_1053.N1	10-APR-2011 03:36:53	Bright	57.000	32	77Eps UMa	1.7630	11000.	114	47633	No

43	GOM_NL__2PRFIN20110410_034318_000000383101_00205_47633_1054.N1	10-APR-2011 03:43:18	Bright	38.000	60	7Bet UMi	2.0810	3950.0	76	47633	No
44	GOM_NL__2PRFIN20110410_034513_000000463101_00205_47633_1055.N1	10-APR-2011 03:45:13	Bright	45.500	119	14Eta Dra	2.7270	4700.0	91	47633	No
45	GOM_NL__2PRFIN20110410_035311_000000393101_00205_47633_1056.N1	10-APR-2011 03:53:11	Bright	39.000	89	5Alp Cep	2.4510	8000.0	78	47633	No
46	GOM_NL__2PRFIN20110410_035824_000000473101_00205_47633_1057.N1	10-APR-2011 03:58:24	Bright	47.000	19	50Alp Cyg	1.2460	10500.	94	47633	No
47	GOM_NL__2PRFIN20110410_040007_000000513101_00205_47633_1058.N1	10-APR-2011 04:00:07	Bright	50.500	66	37Gam Cyg	2.2080	5900.0	101	47633	No
48	GOM_NL__2PRFIN20110410_040227_000000513101_00205_47633_1059.N1	10-APR-2011 04:02:27	Bright	50.500	92	53Eps Cyg	2.5000	4500.0	101	47633	No
49	GOM_NL__2PRFIN20110410_040929_000000503101_00205_47633_1060.N1	10-APR-2011 04:09:29	Tw_i_and_stray	50.000	61	8Eps Peg	2.1000	3900.0	100	47633	No
50	GOM_NL__2PRFIN20110410_041420_000000493101_00205_47633_1061.N1	10-APR-2011 04:14:20	Dark	49.000	154	22Bet Aqr	2.8990	5700.0	98	47633	No
51	GOM_NL__2PRFIN20110410_042930_000000603101_00206_47634_1058.N1	10-APR-2011 04:29:30	Dark	59.500	103	38Zet Sgr	2.6000	9700.0	119	47634	No
52	GOM_NL__2PRFIN20110410_043308_000000613101_00206_47634_1059.N1	10-APR-2011 04:33:08	Dark	61.000	38	20Eps Sgr	1.8360	11000.	122	47634	No
53	GOM_NL__2PRFIN20110410_043715_000000433101_00206_47634_1060.N1	10-APR-2011 04:37:15	Dark	43.000	25	35Lam Sco	1.6200	28000.	86	47634	No
54	GOM_NL__2PRFIN20110410_044404_000000463101_00206_47634_1061.N1	10-APR-2011 04:44:04	Straylight	45.500	78	Alp Lup	2.3040	28000.	91	47634	No
55	GOM_NL__2PRFIN20110410_044541_000000433101_00206_47634_1062.N1	10-APR-2011 04:45:41	Straylight	43.000	81	Eta Cen	2.3560	28000.	86	47634	No
56	GOM_NL__2PRFIN20110410_044809_000000493101_00206_47634_1063.N1	10-APR-2011 04:48:09	Straylight	48.500	54	5The Cen	2.0550	4500.0	97	47634	No
57	GOM_NL__2PRFIN20110410_045305_000000473101_00206_47634_1064.N1	10-APR-2011 04:53:05	Tw_i_and_stray	47.000	169	46Gam Hya	2.9910	4700.0	94	47634	No
58	GOM_NL__2PRFIN20110410_045653_000000523101_00206_47634_1065.N1	10-APR-2011 04:56:53	Bright	52.000	15	67Alp Vir	0.97600	28000.	104	47634	No
59	GOM_NL__2PRFIN20110410_045958_000000403101_00206_47634_1066.N1	10-APR-2011 04:59:58	Bright	40.000	121	29Gam Vir	2.7400	7200.0	80	47634	No
60	GOM_NL__2PRFIN20110410_050357_000000423101_00206_47634_1067.N1	10-APR-2011 05:03:57	Bright	42.000	138	47Eps Vir	2.8280	4700.0	84	47634	No
61	GOM_NL__2PRFIN20110410_051212_000000403101_00206_47634_1068.N1	10-APR-2011 05:12:12	Bright	40.000	152	12Alp2CVn	2.8900	11000.	80	47634	No
62	GOM_NL__2PRFIN20110410_051707_000000393101_00206_47634_1069.N1	10-APR-2011 05:17:07	Bright	38.500	32	77Eps UMa	1.7630	11000.	77	47634	No
63	GOM_NL__2PRFIN20110410_052332_000000423101_00206_47634_1070.N1	10-APR-2011 05:23:32	Bright	41.500	60	7Bet UMi	2.0810	3950.0	83	47634	No
64	GOM_NL__2PRFIN20110410_052527_000000493101_00206_47634_1071.N1	10-APR-2011 05:25:27	Bright	49.000	119	14Eta Dra	2.7270	4700.0	98	47634	No
65	GOM_NL__2PRFIN20110410_053325_000000363101_00206_47634_1072.N1	10-APR-2011 05:33:25	Bright	36.000	89	5Alp Cep	2.4510	8000.0	72	47634	No
66	GOM_NL__2PRFIN20110410_053838_000000473101_00206_47634_1073.N1	10-APR-2011 05:38:38	Bright	47.000	19	50Alp Cyg	1.2460	10500.	94	47634	No
67	GOM_NL__2PRFIN20110410_054021_000000503101_00206_47634_1074.N1	10-APR-2011 05:40:21	Bright	49.500	66	37Gam Cyg	2.2080	5900.0	99	47634	No
68	GOM_NL__2PRFIN20110410_054241_000000493101_00206_47634_1075.N1	10-APR-2011 05:42:41	Bright	48.500	92	53Eps Cyg	2.5000	4500.0	97	47634	No
69	GOM_NL__2PRFIN20110410_054943_000000503101_00206_47634_1076.N1	10-APR-2011 05:49:43	Tw_i_and_stray	49.500	61	8Eps Peg	2.1000	3900.0	99	47634	No
70	GOM_NL__2PRFIN20110410_055435_000000463101_00206_47634_1077.N1	10-APR-2011 05:54:35	Dark	45.500	154	22Bet Aqr	2.8990	5700.0	91	47634	No
71	GOM_NL__2PRFIN20110410_060945_000000573101_00207_47635_1072.N1	10-APR-2011 06:09:45	Dark	57.000	103	38Zet Sgr	2.6000	9700.0	114	47635	No
72	GOM_NL__2PRFIN20110410_061323_000000603101_00207_47635_1073.N1	10-APR-2011 06:13:23	Dark	59.500	38	20Eps Sgr	1.8360	11000.	119	47635	No
73	GOM_NL__2PRFIN20110410_061731_000000433101_00207_47635_1074.N1	10-APR-2011 06:17:31	Dark	43.000	25	35Lam Sco	1.6200	28000.	86	47635	No
74	GOM_NL__2PRFIN20110410_062419_000000453101_00207_47635_1075.N1	10-APR-2011 06:24:19	Straylight	45.000	78	Alp Lup	2.3040	28000.	90	47635	No
75	GOM_NL__2PRFIN20110410_062555_000000443101_00207_47635_1076.N1	10-APR-2011 06:25:55	Straylight	44.000	81	Eta Cen	2.3560	28000.	88	47635	No
76	GOM_NL__2PRFIN20110410_062824_000000503101_00207_47635_1077.N1	10-APR-2011 06:28:24	Straylight	49.500	54	5The Cen	2.0550	4500.0	99	47635	No
77	GOM_NL__2PRFIN20110410_063319_000000473101_00207_47635_1078.N1	10-APR-2011 06:33:19	Tw_i_and_stray	47.000	169	46Gam Hya	2.9910	4700.0	94	47635	No
78	GOM_NL__2PRFIN20110410_063707_000000513101_00207_47635_1079.N1	10-APR-2011 06:37:07	Bright	51.000	15	67Alp Vir	0.97600	28000.	102	47635	No
79	GOM_NL__2PRFIN20110410_064012_000000403101_00207_47635_1080.N1	10-APR-2011 06:40:12	Bright	39.500	121	29Gam Vir	2.7400	7200.0	79	47635	No
80	GOM_NL__2PRFIN20110410_064411_000000423101_00207_47635_1081.N1	10-APR-2011 06:44:11	Bright	42.000	138	47Eps Vir	2.8280	4700.0	84	47635	No
81	GOM_NL__2PRFIN20110410_065226_000000393101_00207_47635_1082.N1	10-APR-2011 06:52:26	Bright	39.000	152	12Alp2CVn	2.8900	11000.	78	47635	No
82	GOM_NL__2PRFIN20110410_065720_000000413101_00207_47635_1083.N1	10-APR-2011 06:57:20	Bright	40.500	32	77Eps UMa	1.7630	11000.	81	47635	No
83	GOM_NL__2PRFIN20110410_070345_000000413101_00207_47635_1084.N1	10-APR-2011 07:03:45	Bright	40.500	60	7Bet UMi	2.0810	3950.0	81	47635	No
84	GOM_NL__2PRFIN20110410_070540_000000483101_00207_47635_1085.N1	10-APR-2011 07:05:40	Bright	47.500	119	14Eta Dra	2.7270	4700.0	95	47635	No
85	GOM_NL__2PRFIN20110410_071339_000000403101_00207_47635_1086.N1	10-APR-2011 07:13:39	Bright	39.500	89	5Alp Cep	2.4510	8000.0	79	47635	No
86	GOM_NL__2PRFIN20110410_071852_000000473101_00207_47635_1087.N1	10-APR-2011 07:18:52	Bright	46.500	19	50Alp Cyg	1.2460	10500.	93	47635	No
87	GOM_NL__2PRFIN20110410_072035_000000503101_00207_47635_1088.N1	10-APR-2011 07:20:35	Bright	49.500	66	37Gam Cyg	2.2080	5900.0	99	47635	No
88	GOM_NL__2PRFIN20110410_072255_000000483101_00207_47635_1089.N1	10-APR-2011 07:22:55	Bright	47.500	92	53Eps Cyg	2.5000	4500.0	95	47635	No
89	GOM_NL__2PRFIN20110410_072957_000000493101_00207_47635_1090.N1	10-APR-2011 07:29:57	Tw_i_and_stray	48.500	61	8Eps Peg	2.1000	3900.0	97	47635	No
90	GOM_NL__2PRFIN20110410_073449_000000443101_00207_47635_1091.N1	10-APR-2011 07:34:49	Dark	44.000	154	22Bet Aqr	2.8990	5700.0	88	47635	No
91	GOM_NL__2PRFIN20110410_075001_000000593101_00208_47636_1114.N1	10-APR-2011 07:50:01	Dark	59.000	103	38Zet Sgr	2.6000	9700.0	118	47636	No
92	GOM_NL__2PRFIN20110410_075339_000000613101_00208_47636_1115.N1	10-APR-2011 07:53:39	Dark	60.500	38	20Eps Sgr	1.8360	11000.	121	47636	No
93	GOM_NL__2PRFIN20110410_075746_000000423101_00208_47636_1116.N1	10-APR-2011 07:57:46	Dark	42.000	25	35Lam Sco	1.6200	28000.	84	47636	No
94	GOM_NL__2PRFIN20110410_080434_000000443101_00208_47636_1117.N1	10-APR-2011 08:04:34	Straylight	44.000	78	Alp Lup	2.3040	28000.	88	47636	No
95	GOM_NL__2PRFIN20110410_080610_000000463101_00208_47636_1118.N1	10-APR-2011 08:06:10	Straylight	45.500	81	Eta Cen	2.3560	28000.	91	47636	No
96	GOM_NL__2PRFIN20110410_080838_000000523101_00208_47636_1119.N1	10-APR-2011 08:08:38	Straylight	51.500	54	5The Cen	2.0550	4500.0	103	47636	No
97	GOM_NL__2PRFIN20110410_081333_000000463101_00208_47636_1120.N1	10-APR-2011 08:13:33	Tw_i_and_stray	45.500	169	46Gam Hya	2.9910	4700.0	91	47636	No
98	GOM_NL__2PRFIN20110410_081721_000000533101_00208_47636_1121.N1	10-APR-2011 08:17:21	Bright	53.000	15	67Alp Vir	0.97600	28000.	106	47636	No
99	GOM_NL__2PRFIN20110410_082026_000000393101_00208_47636_1122.N1	10-APR-2011 08:20:26	Bright	39.000	121	29Gam Vir	2.7400	7200.0	78	47636	No
100	GOM_NL__2PRFIN20110410_082425_000000413101_00208_47636_1123.N1	10-APR-2011 08:24:25	Bright	41.000	138	47Eps Vir	2.8280	4700.0	82	47636	No
101	GOM_NL__2PRFIN20110410_083240_000000403101_00208_47636_1124.N1	10-APR-2011 08:32:40	Bright	39.500	152	12Alp2CVn	2.8900	11000.	79	47636	No

102	GOM_NL__2PRFIN20110410_083734_000000393101_00208_47636_1125.N1	10-APR-2011 08:37:34	Bright	39.000	32	77Eps UMa	1.7630	11000.	78	47636	No
103	GOM_NL__2PRFIN20110410_084359_000000383101_00208_47636_1126.N1	10-APR-2011 08:43:59	Bright	38.000	60	7Bet UMi	2.0810	3950.0	76	47636	No
104	GOM_NL__2PRFIN20110410_084553_000000483101_00208_47636_1127.N1	10-APR-2011 08:45:53	Bright	48.000	119	14Eta Dra	2.7270	4700.0	96	47636	No
105	GOM_NL__2PRFIN20110410_085352_000000493101_00208_47636_1128.N1	10-APR-2011 08:53:52	Bright	48.500	89	5Alp Cep	2.4510	8000.0	97	47636	No
106	GOM_NL__2PRFIN20110410_085906_000000453101_00208_47636_1129.N1	10-APR-2011 08:59:06	Bright	45.000	19	50Alp Cyg	1.2460	10500.	90	47636	No
107	GOM_NL__2PRFIN20110410_090049_000000523101_00208_47636_1130.N1	10-APR-2011 09:00:49	Bright	52.000	66	37Gam Cyg	2.2080	5900.0	104	47636	No
108	GOM_NL__2PRFIN20110410_090309_000000493101_00208_47636_1131.N1	10-APR-2011 09:03:09	Bright	49.000	92	53Eps Cyg	2.5000	4500.0	98	47636	No
109	GOM_NL__2PRFIN20110410_091012_000000503101_00208_47636_1132.N1	10-APR-2011 09:10:12	Tw_i_and_stray	49.500	61	8Eps Peg	2.1000	3900.0	99	47636	No
110	GOM_NL__2PRFIN20110410_091504_000000433101_00208_47636_1133.N1	10-APR-2011 09:15:04	Dark	42.500	154	22Bet Aqr	2.8990	5700.0	85	47636	No
111	GOM_NL__2PRFIN20110410_093016_000000613101_00209_47637_1157.N1	10-APR-2011 09:30:16	Dark	60.500	103	38Zet Sgr	2.6000	9700.0	121	47637	No
112	GOM_NL__2PRFIN20110410_093354_000000603101_00209_47637_1158.N1	10-APR-2011 09:33:54	Dark	59.500	38	20Eps Sgr	1.8360	11000.	119	47637	No
113	GOM_NL__2PRFIN20110410_093801_000000423101_00209_47637_1159.N1	10-APR-2011 09:38:01	Dark	42.000	25	35Lam Sco	1.6200	28000.	84	47637	No
114	GOM_NL__2PRFIN20110410_094448_000000433101_00209_47637_1160.N1	10-APR-2011 09:44:48	Straylight	42.500	78	Alp Lup	2.3040	28000.	85	47637	No
115	GOM_NL__2PRFIN20110410_094624_000000453101_00209_47637_1161.N1	10-APR-2011 09:46:24	Straylight	44.500	81	Eta Cen	2.3560	28000.	89	47637	No
116	GOM_NL__2PRFIN20110410_094852_000000513101_00209_47637_1162.N1	10-APR-2011 09:48:52	Straylight	51.000	54	5The Cen	2.0550	4500.0	102	47637	No
117	GOM_NL__2PRFIN20110410_095347_000000473101_00209_47637_1163.N1	10-APR-2011 09:53:47	Tw_i_and_stray	46.500	169	46Gam Hya	2.9910	4700.0	93	47637	No
118	GOM_NL__2PRFIN20110410_095735_000000483101_00209_47637_1164.N1	10-APR-2011 09:57:35	Bright	48.000	15	67Alp Vir	0.97600	28000.	96	47637	No
119	GOM_NL__2PRFIN20110410_100040_000000393101_00209_47637_1165.N1	10-APR-2011 10:00:40	Bright	39.000	121	29Gam Vir	2.7400	7200.0	78	47637	No
120	GOM_NL__2PRFIN20110410_100439_000000423101_00209_47637_1166.N1	10-APR-2011 10:04:39	Bright	41.500	138	47Eps Vir	2.8280	4700.0	83	47637	No
121	GOM_NL__2PRFIN20110410_101253_000000403101_00209_47637_1167.N1	10-APR-2011 10:12:53	Bright	39.500	152	12Alp2CVn	2.8900	11000.	79	47637	No
122	GOM_NL__2PRFIN20110410_101748_000000413101_00209_47637_1168.N1	10-APR-2011 10:17:48	Bright	40.500	32	77Eps UMa	1.7630	11000.	81	47637	No
123	GOM_NL__2PRFIN20110410_102413_000000413101_00209_47637_1169.N1	10-APR-2011 10:24:13	Bright	41.000	60	7Bet UMi	2.0810	3950.0	82	47637	No
124	GOM_NL__2PRFIN20110410_102606_000000483101_00209_47637_1170.N1	10-APR-2011 10:26:06	Bright	48.000	119	14Eta Dra	2.7270	4700.0	96	47637	No
125	GOM_NL__2PRFIN20110410_103406_000000393101_00209_47637_1171.N1	10-APR-2011 10:34:06	Bright	38.500	89	5Alp Cep	2.4510	8000.0	77	47637	No
126	GOM_NL__2PRFIN20110410_103919_000000463101_00209_47637_1172.N1	10-APR-2011 10:39:19	Bright	46.000	19	50Alp Cyg	1.2460	10500.	92	47637	No
127	GOM_NL__2PRFIN20110410_104103_000000513101_00209_47637_1173.N1	10-APR-2011 10:41:03	Bright	51.000	66	37Gam Cyg	2.2080	5900.0	102	47637	No
128	GOM_NL__2PRFIN20110410_104323_000000493101_00209_47637_1174.N1	10-APR-2011 10:43:23	Bright	48.500	92	53Eps Cyg	2.5000	4500.0	97	47637	No
129	GOM_NL__2PRFIN20110410_105026_000000493101_00209_47637_1175.N1	10-APR-2011 10:50:26	Tw_i_and_stray	48.500	61	8Eps Peg	2.1000	3900.0	97	47637	No
130	GOM_NL__2PRFIN20110410_105518_000000463101_00209_47637_1176.N1	10-APR-2011 10:55:18	Dark	45.500	154	22Bet Aqr	2.8990	5700.0	91	47637	No
131	GOM_NL__2PRFIN20110410_111032_000000593101_00210_47638_1175.N1	10-APR-2011 11:10:32	Dark	58.500	103	38Zet Sgr	2.6000	9700.0	117	47638	No
132	GOM_NL__2PRFIN20110410_111410_000000603101_00210_47638_1176.N1	10-APR-2011 11:14:10	Dark	60.000	38	20Eps Sgr	1.8360	11000.	120	47638	No
133	GOM_NL__2PRFIN20110410_111817_000000413101_00210_47638_1177.N1	10-APR-2011 11:18:17	Dark	41.000	25	35Lam Sco	1.6200	28000.	82	47638	No
134	GOM_NL__2PRFIN20110410_112503_000000423101_00210_47638_1178.N1	10-APR-2011 11:25:03	Straylight	42.000	78	Alp Lup	2.3040	28000.	84	47638	No
135	GOM_NL__2PRFIN20110410_112638_000000453101_00210_47638_1179.N1	10-APR-2011 11:26:38	Straylight	45.000	81	Eta Cen	2.3560	28000.	90	47638	No
136	GOM_NL__2PRFIN20110410_112907_000000503101_00210_47638_1180.N1	10-APR-2011 11:29:07	Straylight	50.000	54	5The Cen	2.0550	4500.0	100	47638	No
137	GOM_NL__2PRFIN20110410_113401_000000453101_00210_47638_1181.N1	10-APR-2011 11:34:01	Tw_i_and_stray	45.000	169	46Gam Hya	2.9910	4700.0	90	47638	No
138	GOM_NL__2PRFIN20110410_113749_000000493101_00210_47638_1182.N1	10-APR-2011 11:37:49	Bright	49.000	15	67Alp Vir	0.97600	28000.	98	47638	No
139	GOM_NL__2PRFIN20110410_114054_000000403101_00210_47638_1183.N1	10-APR-2011 11:40:54	Bright	39.500	121	29Gam Vir	2.7400	7200.0	79	47638	No
140	GOM_NL__2PRFIN20110410_114452_000000423101_00210_47638_1184.N1	10-APR-2011 11:44:52	Bright	41.500	138	47Eps Vir	2.8280	4700.0	83	47638	No
141	GOM_NL__2PRFIN20110410_115307_000000403101_00210_47638_1185.N1	10-APR-2011 11:53:07	Bright	40.000	152	12Alp2CVn	2.8900	11000.	80	47638	No
142	GOM_NL__2PRFIN20110410_115801_000000403101_00210_47638_1186.N1	10-APR-2011 11:58:01	Bright	39.500	32	77Eps UMa	1.7630	11000.	79	47638	No
143	GOM_NL__2PRFIN20110410_120426_000000413101_00210_47638_1187.N1	10-APR-2011 12:04:26	Bright	40.500	60	7Bet UMi	2.0810	3950.0	81	47638	No
144	GOM_NL__2PRFIN20110410_121420_000000433101_00210_47638_1188.N1	10-APR-2011 12:14:20	Bright	42.500	89	5Alp Cep	2.4510	8000.0	85	47638	No
145	GOM_NL__2PRFIN20110410_121933_000000473101_00210_47638_1189.N1	10-APR-2011 12:19:33	Bright	47.000	19	50Alp Cyg	1.2460	10500.	94	47638	No
146	GOM_NL__2PRFIN20110410_122117_000000503101_00210_47638_1190.N1	10-APR-2011 12:21:17	Bright	50.000	66	37Gam Cyg	2.2080	5900.0	100	47638	No
147	GOM_NL__2PRFIN20110410_122337_000000513101_00210_47638_1191.N1	10-APR-2011 12:23:37	Bright	50.500	92	53Eps Cyg	2.5000	4500.0	101	47638	No
148	GOM_NL__2PRFIN20110410_123041_000000463101_00210_47638_1192.N1	10-APR-2011 12:30:41	Tw_i_and_stray	45.500	61	8Eps Peg	2.1000	3900.0	91	47638	No
149	GOM_NL__2PRFIN20110410_123533_000000473101_00210_47638_1193.N1	10-APR-2011 12:35:33	Dark	47.000	154	22Bet Aqr	2.8990	5700.0	94	47638	No
150	GOM_NL__2PRFIN20110410_125047_000000593101_00211_47639_1205.N1	10-APR-2011 12:50:47	Dark	58.500	103	38Zet Sgr	2.6000	9700.0	117	47639	No
151	GOM_NL__2PRFIN20110410_125425_000000603101_00211_47639_1206.N1	10-APR-2011 12:54:25	Dark	59.500	38	20Eps Sgr	1.8360	11000.	119	47639	No
152	GOM_NL__2PRFIN20110410_125832_000000413101_00211_47639_1207.N1	10-APR-2011 12:58:32	Dark	41.000	25	35Lam Sco	1.6200	28000.	82	47639	No
153	GOM_NL__2PRFIN20110410_130517_000000423101_00211_47639_1208.N1	10-APR-2011 13:05:17	Straylight	42.000	78	Alp Lup	2.3040	28000.	84	47639	No
154	GOM_NL__2PRFIN20110410_130653_000000453101_00211_47639_1209.N1	10-APR-2011 13:06:53	Straylight	45.000	81	Eta Cen	2.3560	28000.	90	47639	No
155	GOM_NL__2PRFIN20110410_130921_000000543101_00211_47639_1210.N1	10-APR-2011 13:09:21	Straylight	54.000	54	5The Cen	2.0550	4500.0	108	47639	No
156	GOM_NL__2PRFIN20110410_131415_000000483101_00211_47639_1211.N1	10-APR-2011 13:14:15	Tw_i_and_stray	47.500	169	46Gam Hya	2.9910	4700.0	95	47639	No
157	GOM_NL__2PRFIN20110410_131803_000000493101_00211_47639_1212.N1	10-APR-2011 13:18:03	Bright	48.500	15	67Alp Vir	0.97600	28000.	97	47639	No
158	GOM_NL__2PRFIN20110410_132108_000000403101_00211_47639_1213.N1	10-APR-2011 13:21:08	Bright	39.500	121	29Gam Vir	2.7400	7200.0	79	47639	No
159	GOM_NL__2PRFIN20110410_132506_000000423101_00211_47639_1214.N1	10-APR-2011 13:25:06	Bright	42.000	138	47Eps Vir	2.8280	4700.0	84	47639	No
160	GOM_NL__2PRFIN20110410_133321_000000423101_00211_47639_1215.N1	10-APR-2011 13:33:21	Bright	41.500	152	12Alp2CVn	2.8900	11000.	83	47639	No

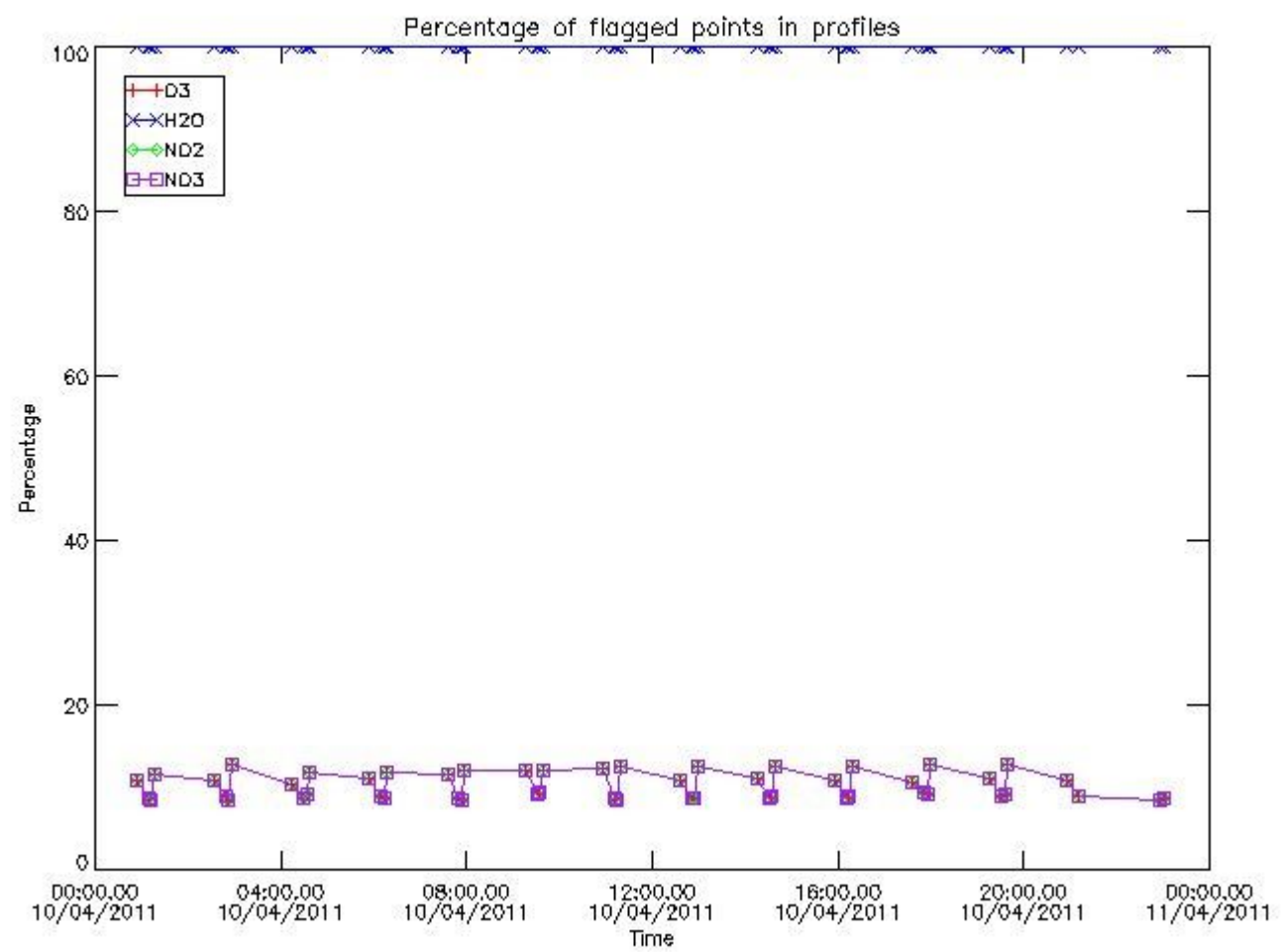
161	GOM_NL__2PRFIN20110410_133815_000000403101_00211_47639_1216.N1	10-APR-2011 13:38:15	Bright	40.000	32	77Eps UMa	1.7630	11000.	80	47639	No
162	GOM_NL__2PRFIN20110410_134440_000000373101_00211_47639_1217.N1	10-APR-2011 13:44:40	Bright	36.500	60	7Bet UMi	2.0810	3950.0	73	47639	No
163	GOM_NL__2PRFIN20110410_134633_000000443101_00211_47639_1218.N1	10-APR-2011 13:46:33	Bright	44.000	119	14Eta Dra	2.7270	4700.0	88	47639	No
164	GOM_NL__2PRFIN20110410_135434_000000383101_00211_47639_1219.N1	10-APR-2011 13:54:34	Bright	37.500	89	5Alp Cep	2.4510	8000.0	75	47639	No
165	GOM_NL__2PRFIN20110410_135947_000000463101_00211_47639_1220.N1	10-APR-2011 13:59:47	Bright	46.000	19	50Alp Cyg	1.2460	10500.	92	47639	No
166	GOM_NL__2PRFIN20110410_140131_000000523101_00211_47639_1221.N1	10-APR-2011 14:01:31	Bright	51.500	66	37Gam Cyg	2.2080	5900.0	103	47639	No
167	GOM_NL__2PRFIN20110410_140351_000000493101_00211_47639_1222.N1	10-APR-2011 14:03:51	Bright	49.000	92	53Eps Cyg	2.5000	4500.0	98	47639	No
168	GOM_NL__2PRFIN20110410_141055_000000493101_00211_47639_1223.N1	10-APR-2011 14:10:55	Tw_i_and_stray	49.000	61	8Eps Peg	2.1000	3900.0	98	47639	No
169	GOM_NL__2PRFIN20110410_141547_000000463101_00211_47639_1224.N1	10-APR-2011 14:15:47	Dark	46.000	154	22Bet Aqr	2.8990	5700.0	92	47639	No
170	GOM_NL__2PRFIN20110410_143103_000000593101_00212_47640_1236.N1	10-APR-2011 14:31:03	Dark	58.500	103	38Zet Sgr	2.6000	9700.0	117	47640	No
171	GOM_NL__2PRFIN20110410_143441_000000573101_00212_47640_1237.N1	10-APR-2011 14:34:41	Dark	57.000	38	20Eps Sgr	1.8360	11000.	114	47640	No
172	GOM_NL__2PRFIN20110410_143847_000000413101_00212_47640_1238.N1	10-APR-2011 14:38:47	Dark	41.000	25	35Lam Sco	1.6200	28000.	82	47640	No
173	GOM_NL__2PRFIN20110410_144532_000000443101_00212_47640_1239.N1	10-APR-2011 14:45:32	Straylight	43.500	78	Alp Lup	2.3040	28000.	87	47640	No
174	GOM_NL__2PRFIN20110410_144707_000000493101_00212_47640_1240.N1	10-APR-2011 14:47:07	Straylight	48.500	81	Eta Cen	2.3560	28000.	97	47640	No
175	GOM_NL__2PRFIN20110410_144936_000000513101_00212_47640_1241.N1	10-APR-2011 14:49:36	Straylight	50.500	54	5The Cen	2.0550	4500.0	101	47640	No
176	GOM_NL__2PRFIN20110410_145430_000000463101_00212_47640_1242.N1	10-APR-2011 14:54:30	Tw_i_and_stray	46.000	169	46Gam Hya	2.9910	4700.0	92	47640	No
177	GOM_NL__2PRFIN20110410_145817_000000503101_00212_47640_1243.N1	10-APR-2011 14:58:17	Bright	49.500	15	67Alp Vir	0.97600	28000.	99	47640	No
178	GOM_NL__2PRFIN20110410_150122_000000383101_00212_47640_1244.N1	10-APR-2011 15:01:22	Bright	38.000	121	29Gam Vir	2.7400	7200.0	76	47640	No
179	GOM_NL__2PRFIN20110410_150520_000000423101_00212_47640_1245.N1	10-APR-2011 15:05:20	Bright	42.000	138	47Eps Vir	2.8280	4700.0	84	47640	No
180	GOM_NL__2PRFIN20110410_151334_000000393101_00212_47640_1246.N1	10-APR-2011 15:13:34	Bright	38.500	152	12Alp2CVn	2.8900	11000.	77	47640	No
181	GOM_NL__2PRFIN20110410_151829_000000403101_00212_47640_1247.N1	10-APR-2011 15:18:29	Bright	39.500	32	77Eps UMa	1.7630	11000.	79	47640	No
182	GOM_NL__2PRFIN20110410_152454_000000373101_00212_47640_1248.N1	10-APR-2011 15:24:54	Bright	36.500	60	7Bet UMi	2.0810	3950.0	73	47640	No
183	GOM_NL__2PRFIN20110410_152646_000000463101_00212_47640_1249.N1	10-APR-2011 15:26:46	Bright	46.000	119	14Eta Dra	2.7270	4700.0	92	47640	No
184	GOM_NL__2PRFIN20110410_153448_000000473101_00212_47640_1250.N1	10-APR-2011 15:34:48	Bright	47.000	89	5Alp Cep	2.4510	8000.0	94	47640	No
185	GOM_NL__2PRFIN20110410_154001_000000473101_00212_47640_1251.N1	10-APR-2011 15:40:01	Bright	46.500	19	50Alp Cyg	1.2460	10500.	93	47640	No
186	GOM_NL__2PRFIN20110410_154145_000000503101_00212_47640_1252.N1	10-APR-2011 15:41:45	Bright	50.000	66	37Gam Cyg	2.2080	5900.0	100	47640	No
187	GOM_NL__2PRFIN20110410_154405_000000683101_00212_47640_1253.N1	10-APR-2011 15:44:05	Bright	68.000	92	53Eps Cyg	2.5000	4500.0	136	47640	No
188	GOM_NL__2PRFIN20110410_155109_000000513101_00212_47640_1254.N1	10-APR-2011 15:51:09	Tw_i_and_stray	51.000	61	8Eps Peg	2.1000	3900.0	102	47640	No
189	GOM_NL__2PRFIN20110410_155602_000000483101_00212_47640_1255.N1	10-APR-2011 15:56:02	Dark	47.500	154	22Bet Aqr	2.8990	5700.0	95	47640	No
190	GOM_NL__2PRFIN20110410_161118_000000593101_00213_47641_1265.N1	10-APR-2011 16:11:18	Dark	59.000	103	38Zet Sgr	2.6000	9700.0	118	47641	No
191	GOM_NL__2PRFIN20110410_161456_000000573101_00213_47641_1266.N1	10-APR-2011 16:14:56	Dark	57.000	38	20Eps Sgr	1.8360	11000.	114	47641	No
192	GOM_NL__2PRFIN20110410_161903_000000413101_00213_47641_1267.N1	10-APR-2011 16:19:03	Dark	41.000	25	35Lam Sco	1.6200	28000.	82	47641	No
193	GOM_NL__2PRFIN20110410_162546_000000463101_00213_47641_1268.N1	10-APR-2011 16:25:46	Straylight	45.500	78	Alp Lup	2.3040	28000.	91	47641	No
194	GOM_NL__2PRFIN20110410_162722_000000473101_00213_47641_1269.N1	10-APR-2011 16:27:22	Straylight	46.500	81	Eta Cen	2.3560	28000.	93	47641	No
195	GOM_NL__2PRFIN20110410_162950_000000503101_00213_47641_1270.N1	10-APR-2011 16:29:50	Straylight	49.500	54	5The Cen	2.0550	4500.0	99	47641	No
196	GOM_NL__2PRFIN20110410_163444_000000473101_00213_47641_1271.N1	10-APR-2011 16:34:44	Tw_i_and_stray	47.000	169	46Gam Hya	2.9910	4700.0	94	47641	No
197	GOM_NL__2PRFIN20110410_163831_000000493101_00213_47641_1272.N1	10-APR-2011 16:38:31	Bright	48.500	15	67Alp Vir	0.97600	28000.	97	47641	No
198	GOM_NL__2PRFIN20110410_164136_000000383101_00213_47641_1273.N1	10-APR-2011 16:41:36	Bright	38.000	121	29Gam Vir	2.7400	7200.0	76	47641	No
199	GOM_NL__2PRFIN20110410_164534_000000423101_00213_47641_1274.N1	10-APR-2011 16:45:34	Bright	42.000	138	47Eps Vir	2.8280	4700.0	84	47641	No
200	GOM_NL__2PRFIN20110410_165348_000000403101_00213_47641_1275.N1	10-APR-2011 16:53:48	Bright	40.000	152	12Alp2CVn	2.8900	11000.	80	47641	No
201	GOM_NL__2PRFIN20110410_165842_000000403101_00213_47641_1276.N1	10-APR-2011 16:58:42	Bright	40.000	32	77Eps UMa	1.7630	11000.	80	47641	No
202	GOM_NL__2PRFIN20110410_170507_000000403101_00213_47641_1277.N1	10-APR-2011 17:05:07	Bright	40.000	60	7Bet UMi	2.0810	3950.0	80	47641	No
203	GOM_NL__2PRFIN20110410_170659_000000483101_00213_47641_1278.N1	10-APR-2011 17:06:59	Bright	47.500	119	14Eta Dra	2.7270	4700.0	95	47641	No
204	GOM_NL__2PRFIN20110410_171502_000000403101_00213_47641_1279.N1	10-APR-2011 17:15:02	Bright	40.000	89	5Alp Cep	2.4510	8000.0	80	47641	No
205	GOM_NL__2PRFIN20110410_172015_000000473101_00213_47641_1280.N1	10-APR-2011 17:20:15	Bright	47.000	19	50Alp Cyg	1.2460	10500.	94	47641	No
206	GOM_NL__2PRFIN20110410_172158_000000513101_00213_47641_1281.N1	10-APR-2011 17:21:58	Bright	50.500	66	37Gam Cyg	2.2080	5900.0	101	47641	No
207	GOM_NL__2PRFIN20110410_172419_000000503101_00213_47641_1282.N1	10-APR-2011 17:24:19	Bright	50.000	92	53Eps Cyg	2.5000	4500.0	100	47641	No
208	GOM_NL__2PRFIN20110410_173124_000000523101_00213_47641_1283.N1	10-APR-2011 17:31:24	Tw_i_and_stray	51.500	61	8Eps Peg	2.1000	3900.0	103	47641	No
209	GOM_NL__2PRFIN20110410_173616_000000493101_00213_47641_1284.N1	10-APR-2011 17:36:16	Dark	48.500	154	22Bet Aqr	2.8990	5700.0	97	47641	No
210	GOM_NL__2PRFIN20110410_175134_000000593101_00214_47642_1420.N1	10-APR-2011 17:51:34	Dark	59.000	103	38Zet Sgr	2.6000	9700.0	118	47642	No
211	GOM_NL__2PRFIN20110410_175512_000000553101_00214_47642_1421.N1	10-APR-2011 17:55:12	Dark	55.000	38	20Eps Sgr	1.8360	11000.	110	47642	No
212	GOM_NL__2PRFIN20110410_175918_000000403101_00214_47642_1422.N1	10-APR-2011 17:59:18	Dark	40.000	25	35Lam Sco	1.6200	28000.	80	47642	No
213	GOM_NL__2PRFIN20110410_180601_000000413101_00214_47642_1423.N1	10-APR-2011 18:06:01	Straylight	41.000	78	Alp Lup	2.3040	28000.	82	47642	No
214	GOM_NL__2PRFIN20110410_180737_000000483101_00214_47642_1424.N1	10-APR-2011 18:07:37	Straylight	47.500	81	Eta Cen	2.3560	28000.	95	47642	No
215	GOM_NL__2PRFIN20110410_181004_000000493101_00214_47642_1425.N1	10-APR-2011 18:10:04	Straylight	48.500	54	5The Cen	2.0550	4500.0	97	47642	No
216	GOM_NL__2PRFIN20110410_181458_000000443101_00214_47642_1426.N1	10-APR-2011 18:14:58	Tw_i_and_stray	44.000	169	46Gam Hya	2.9910	4700.0	88	47642	No
217	GOM_NL__2PRFIN20110410_181845_000000513101_00214_47642_1427.N1	10-APR-2011 18:18:45	Bright	51.000	15	67Alp Vir	0.97600	28000.	102	47642	No
218	GOM_NL__2PRFIN20110410_182150_000000393101_00214_47642_1428.N1	10-APR-2011 18:21:50	Bright	39.000	121	29Gam Vir	2.7400	7200.0	78	47642	No
219	GOM_NL__2PRFIN20110410_182548_000000423101_00214_47642_1429.N1	10-APR-2011 18:25:48	Bright	42.000	138	47Eps Vir	2.8280	4700.0	84	47642	No

220	GOM_NL__2PRFIN20110410_183401_000000413101_00214_47642_1430.N1	10-APR-2011 18:34:01	Bright	41.000	152	12Alp2CVn	2.8900	11000.	82	47642	No
221	GOM_NL__2PRFIN20110410_183856_000000383101_00214_47642_1431.N1	10-APR-2011 18:38:56	Bright	37.500	32	77Eps UMa	1.7630	11000.	75	47642	No
222	GOM_NL__2PRFIN20110410_184521_000000413101_00214_47642_1432.N1	10-APR-2011 18:45:21	Bright	41.000	60	7Bet UMi	2.0810	3950.0	82	47642	No
223	GOM_NL__2PRFIN20110410_184713_000000483101_00214_47642_1433.N1	10-APR-2011 18:47:13	Bright	47.500	119	14Eta Dra	2.7270	4700.0	95	47642	No
224	GOM_NL__2PRFIN20110410_185516_000000403101_00214_47642_1434.N1	10-APR-2011 18:55:16	Bright	39.500	89	5Alp Cep	2.4510	8000.0	79	47642	No
225	GOM_NL__2PRFIN20110410_190029_000000473101_00214_47642_1435.N1	10-APR-2011 19:00:29	Bright	46.500	19	50Alp Cyg	1.2460	10500.	93	47642	No
226	GOM_NL__2PRFIN20110410_190212_000000523101_00214_47642_1436.N1	10-APR-2011 19:02:12	Bright	51.500	66	37Gam Cyg	2.2080	5900.0	103	47642	No
227	GOM_NL__2PRFIN20110410_190434_000000493101_00214_47642_1437.N1	10-APR-2011 19:04:34	Bright	49.000	92	53Eps Cyg	2.5000	4500.0	98	47642	No
228	GOM_NL__2PRFIN20110410_191138_000000493101_00214_47642_1438.N1	10-APR-2011 19:11:38	Twilight	48.500	61	8Eps Peg	2.1000	3900.0	97	47642	No
229	GOM_NL__2PRFIN20110410_191631_000000463101_00214_47642_1439.N1	10-APR-2011 19:16:31	Dark	45.500	154	22Bet Aqr	2.8990	5700.0	91	47642	No
230	GOM_NL__2PRFIN20110410_193149_000000583101_00215_47643_1437.N1	10-APR-2011 19:31:49	Dark	57.500	103	38Zet Sgr	2.6000	9700.0	115	47643	No
231	GOM_NL__2PRFIN20110410_193527_000000553101_00215_47643_1438.N1	10-APR-2011 19:35:27	Dark	55.000	38	20Eps Sgr	1.8360	11000.	110	47643	No
232	GOM_NL__2PRFIN20110410_193934_000000403101_00215_47643_1439.N1	10-APR-2011 19:39:34	Dark	40.000	25	35Lam Sco	1.6200	28000.	80	47643	No
233	GOM_NL__2PRFIN20110410_194615_000000433101_00215_47643_1440.N1	10-APR-2011 19:46:15	Straylight	42.500	78	Alp Lup	2.3040	28000.	85	47643	No
234	GOM_NL__2PRFIN20110410_194751_000000463101_00215_47643_1441.N1	10-APR-2011 19:47:51	Straylight	45.500	81	Eta Cen	2.3560	28000.	91	47643	No
235	GOM_NL__2PRFIN20110410_195019_000000513101_00215_47643_1442.N1	10-APR-2011 19:50:19	Straylight	50.500	54	5The Cen	2.0550	4500.0	101	47643	No
236	GOM_NL__2PRFIN20110410_195512_000000473101_00215_47643_1443.N1	10-APR-2011 19:55:12	Twilight	47.000	169	46Gam Hya	2.9910	4700.0	94	47643	No
237	GOM_NL__2PRFIN20110410_195859_000000493101_00215_47643_1444.N1	10-APR-2011 19:58:59	Bright	49.000	15	67Alp Vir	0.97600	28000.	98	47643	No
238	GOM_NL__2PRFIN20110410_200204_000000393101_00215_47643_1445.N1	10-APR-2011 20:02:04	Bright	38.500	121	29Gam Vir	2.7400	7200.0	77	47643	No
239	GOM_NL__2PRFIN20110410_200601_000000413101_00215_47643_1446.N1	10-APR-2011 20:06:01	Bright	41.000	138	47Eps Vir	2.8280	4700.0	82	47643	No
240	GOM_NL__2PRFIN20110410_201415_000000403101_00215_47643_1447.N1	10-APR-2011 20:14:15	Bright	39.500	152	12Alp2CVn	2.8900	11000.	79	47643	No
241	GOM_NL__2PRFIN20110410_201910_000000383101_00215_47643_1448.N1	10-APR-2011 20:19:10	Bright	37.500	32	77Eps UMa	1.7630	11000.	75	47643	No
242	GOM_NL__2PRFIN20110410_202535_000000403101_00215_47643_1449.N1	10-APR-2011 20:25:35	Bright	39.500	60	7Bet UMi	2.0810	3950.0	79	47643	No
243	GOM_NL__2PRFIN20110410_202726_000000493101_00215_47643_1450.N1	10-APR-2011 20:27:26	Bright	48.500	119	14Eta Dra	2.7270	4700.0	97	47643	No
244	GOM_NL__2PRFIN20110410_203529_000000533101_00215_47643_1451.N1	10-APR-2011 20:35:29	Bright	52.500	89	5Alp Cep	2.4510	8000.0	105	47643	No
245	GOM_NL__2PRFIN20110410_204043_000000463101_00215_47643_1452.N1	10-APR-2011 20:40:43	Bright	45.500	19	50Alp Cyg	1.2460	10500.	91	47643	No
246	GOM_NL__2PRFIN20110410_204226_000000493101_00215_47643_1453.N1	10-APR-2011 20:42:26	Bright	49.000	66	37Gam Cyg	2.2080	5900.0	98	47643	No
247	GOM_NL__2PRFIN20110410_204448_000000503101_00215_47643_1454.N1	10-APR-2011 20:44:48	Bright	50.000	92	53Eps Cyg	2.5000	4500.0	100	47643	No
248	GOM_NL__2PRFIN20110410_205152_000000483101_00215_47643_1455.N1	10-APR-2011 20:51:52	Twilight	48.000	61	8Eps Peg	2.1000	3900.0	96	47643	No
249	GOM_NL__2PRFIN20110410_205646_000000483101_00215_47643_1456.N1	10-APR-2011 20:56:46	Dark	47.500	154	22Bet Aqr	2.8990	5700.0	95	47643	No
250	GOM_NL__2PRFIN20110410_211205_000000573101_00216_47644_1886.N1	10-APR-2011 21:12:05	Dark	57.000	103	38Zet Sgr	2.6000	9700.0	114	47644	No
251	GOM_NL__2PRFIN20110410_225558_000000613101_00217_47645_1477.N1	10-APR-2011 22:55:58	Dark	60.500	38	20Eps Sgr	1.8360	11000.	121	47645	No
252	GOM_NL__2PRFIN20110410_230004_000000603101_00217_47645_1478.N1	10-APR-2011 23:00:04	Dark	59.500	25	35Lam Sco	1.6200	28000.	119	47645	No
253	GOM_NL__2PRFIN20110410_230408_000000493101_00217_47645_1479.N1	10-APR-2011 23:04:08	Straylight	49.000	75	26Eps Sco	2.2910	4250.0	98	47645	No
254	GOM_NL__2PRFIN20110410_230644_000000433101_00217_47645_1480.N1	10-APR-2011 23:06:44	Straylight	42.500	78	Alp Lup	2.3040	28000.	85	47645	No
255	GOM_NL__2PRFIN20110410_230820_000000433101_00217_47645_1481.N1	10-APR-2011 23:08:20	Straylight	42.500	81	Eta Cen	2.3560	28000.	85	47645	No
256	GOM_NL__2PRFIN20110410_231047_000000513101_00217_47645_1482.N1	10-APR-2011 23:10:47	Straylight	51.000	54	5The Cen	2.0550	4500.0	102	47645	No
257	GOM_NL__2PRFIN20110410_231541_000000453101_00217_47645_1483.N1	10-APR-2011 23:15:41	Twilight	45.000	169	46Gam Hya	2.9910	4700.0	90	47645	No
258	GOM_NL__2PRFIN20110410_231927_000000503101_00217_47645_1484.N1	10-APR-2011 23:19:27	Bright	49.500	15	67Alp Vir	0.97600	28000.	99	47645	No
259	GOM_NL__2PRFIN20110410_232231_000000413101_00217_47645_1485.N1	10-APR-2011 23:22:31	Bright	40.500	121	29Gam Vir	2.7400	7200.0	81	47645	No
260	GOM_NL__2PRFIN20110410_232629_000000413101_00217_47645_1486.N1	10-APR-2011 23:26:29	Bright	41.000	138	47Eps Vir	2.8280	4700.0	82	47645	No
261	GOM_NL__2PRFIN20110410_233016_000000513101_00217_47645_1487.N1	10-APR-2011 23:30:16	Bright	51.000	111	8Eta Boo	2.6800	6000.0	102	47645	No
262	GOM_NL__2PRFIN20110410_233442_000000403101_00217_47645_1488.N1	10-APR-2011 23:34:42	Bright	39.500	152	12Alp2CVn	2.8900	11000.	79	47645	No
263	GOM_NL__2PRFIN20110410_233937_000000403101_00217_47645_1489.N1	10-APR-2011 23:39:37	Bright	40.000	32	77Eps UMa	1.7630	11000.	80	47645	No
264	GOM_NL__2PRFIN20110410_234602_000000413101_00217_47645_1490.N1	10-APR-2011 23:46:02	Bright	40.500	60	7Bet UMi	2.0810	3950.0	81	47645	No
265	GOM_NL__2PRFIN20110410_234752_000000463101_00217_47645_1491.N1	10-APR-2011 23:47:52	Bright	46.000	119	14Eta Dra	2.7270	4700.0	92	47645	No
266	GOM_NL__2PRFIN20110410_235557_000000403101_00217_47645_1492.N1	10-APR-2011 23:55:57	Bright	39.500	89	5Alp Cep	2.4510	8000.0	79	47645	No

3. Quality information per product

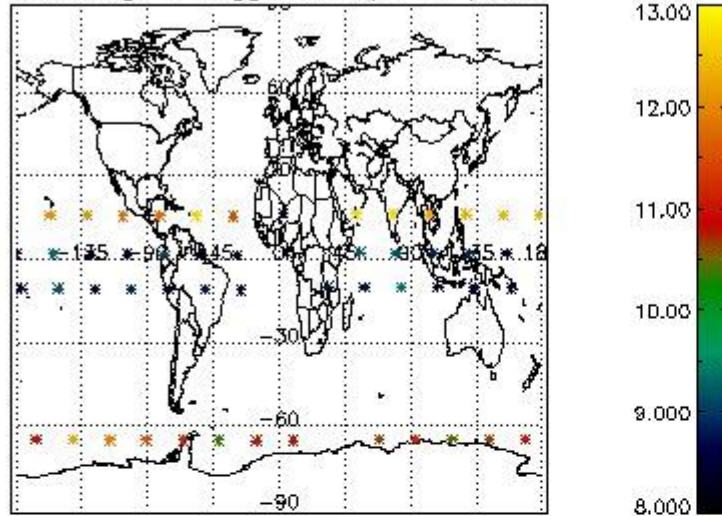
In this section it is plotted some information contained in the Quality Summary data set of the level 2 products. Only products in dark limb conditions and without errors (error flag in the MPH set to "0") are used.

3.1 Plot quality information per product (time dependant)

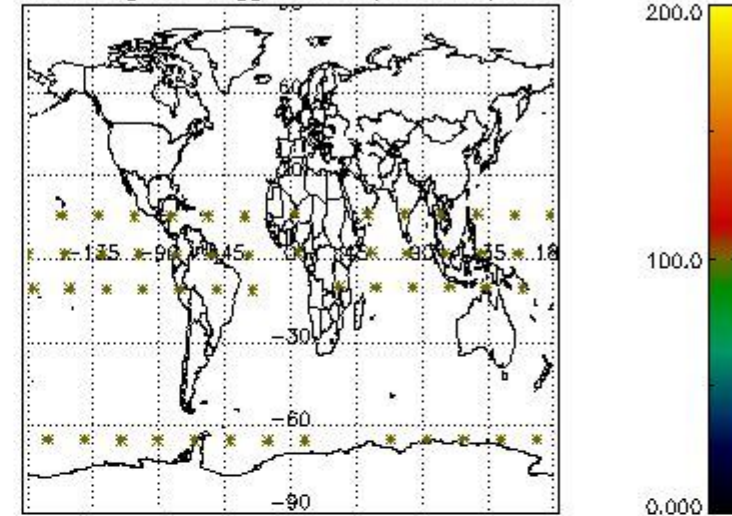


3.2 Plot quality information per product (world map)

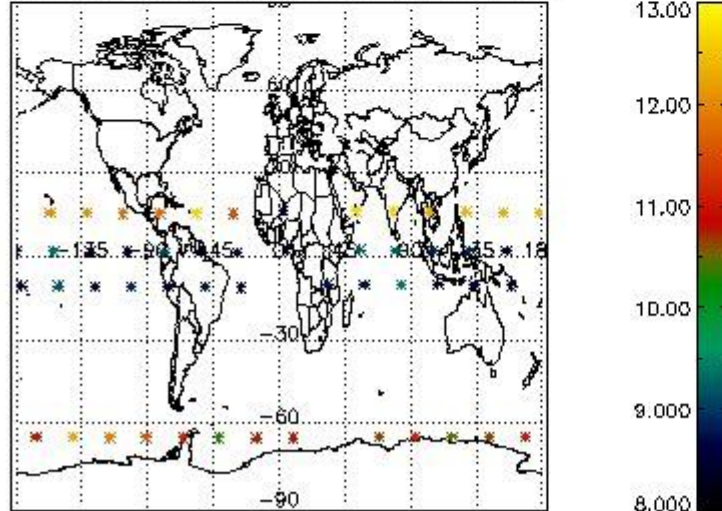
Percentage of flagged data per O3 profile



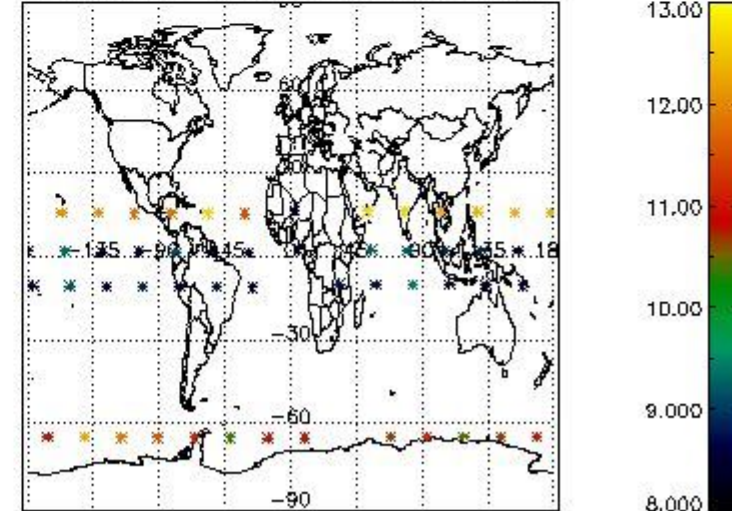
Percentage of flagged data per H2O profile



Percentage of flagged data per NO2 profile



Percentage of flagged data per NO3 profile

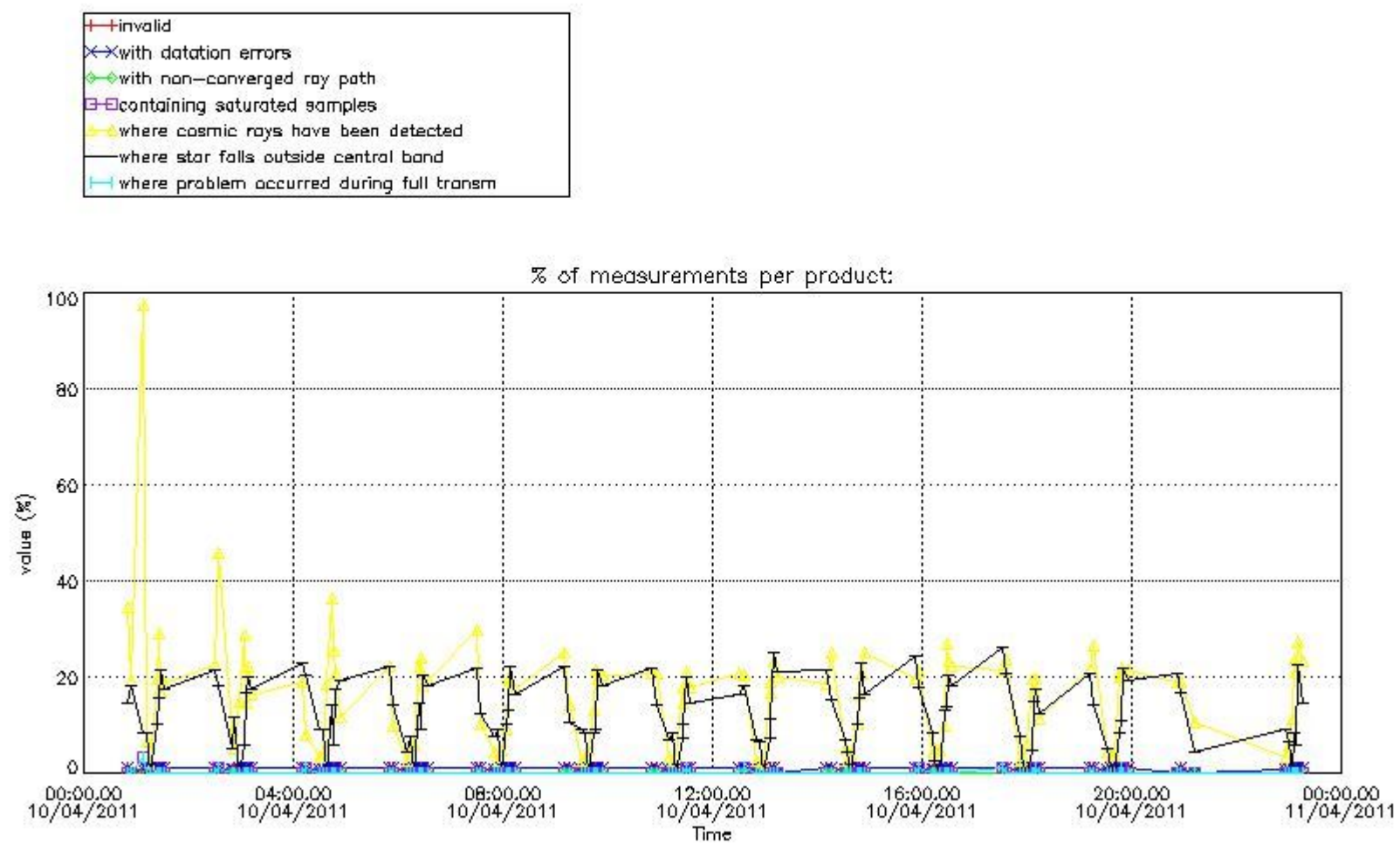


4. Level 1 quality information per product

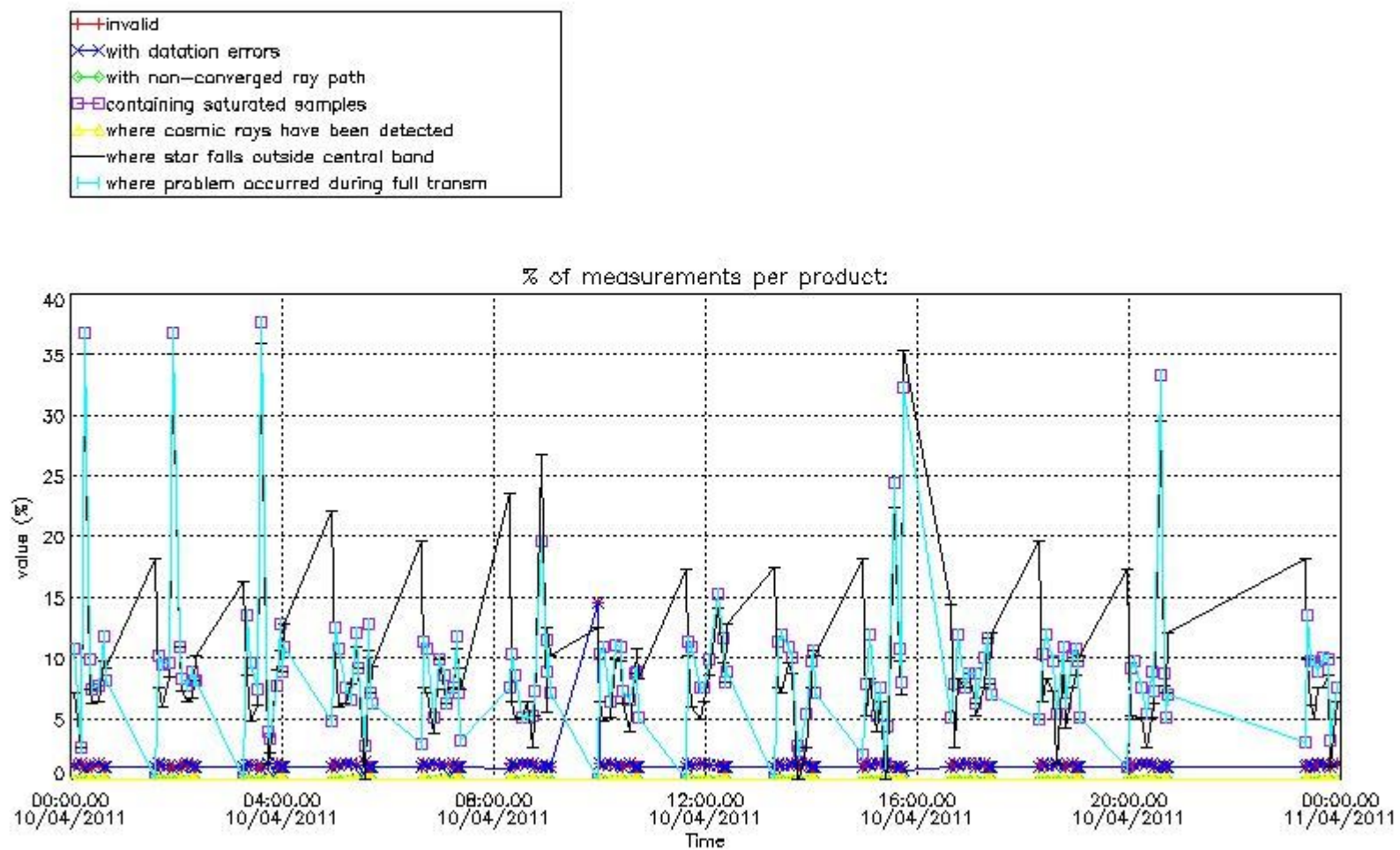
In this section it is plotted some information contained in the Quality Summary data set of the level 2 products that comes from the level 1b processing. Products without errors (error flag in the MPH set to "0") are used.

4.1 Plot quality information per product (time dependant) coming from level 1b processing

4.1.1 Plot level 1 quality information per product (time dependant): ENVISAT ASCENDING passes

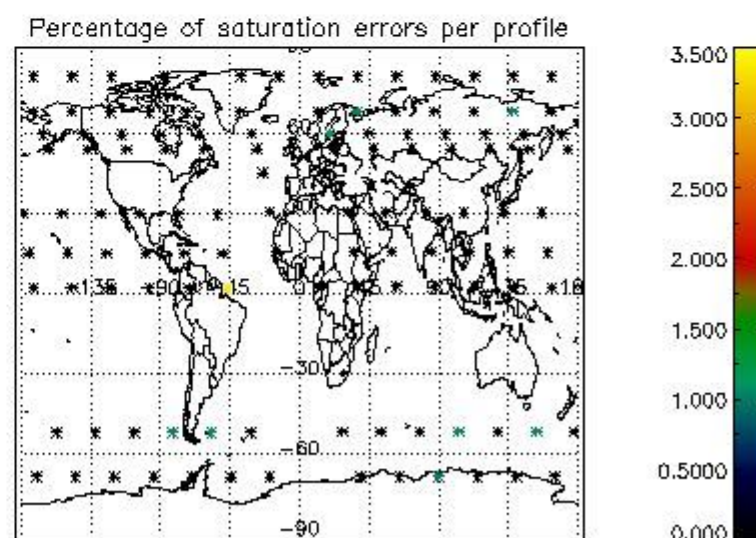
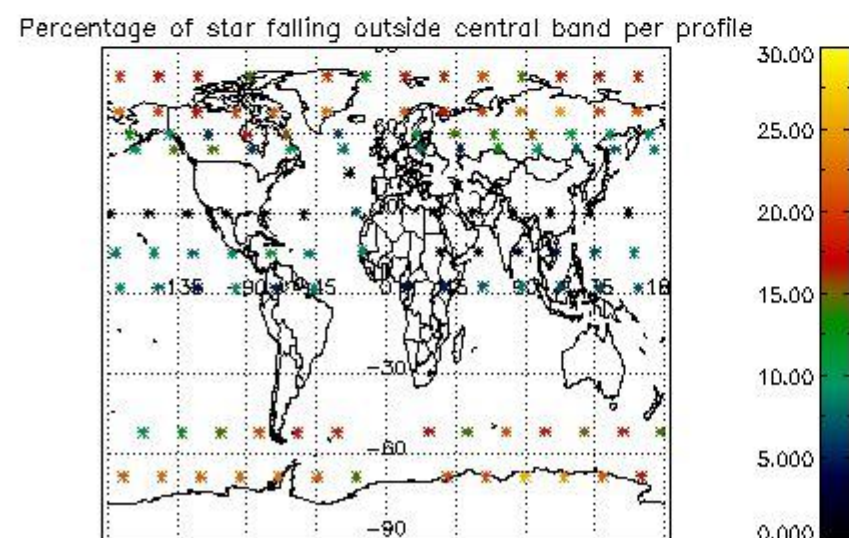
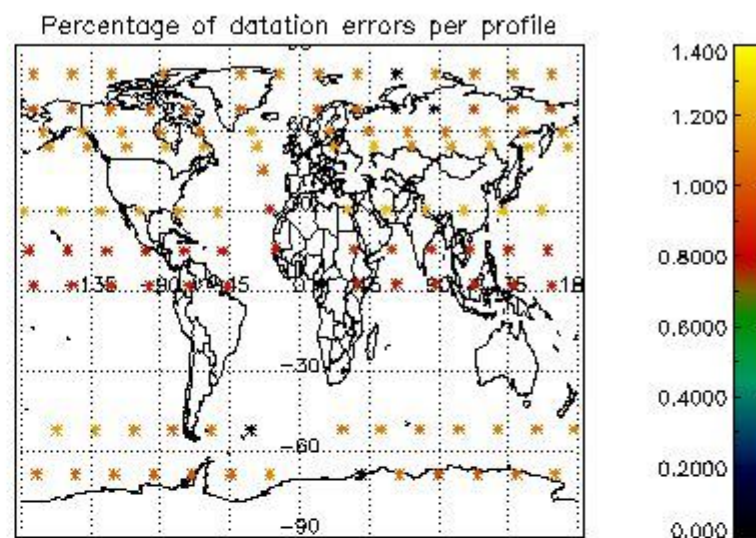
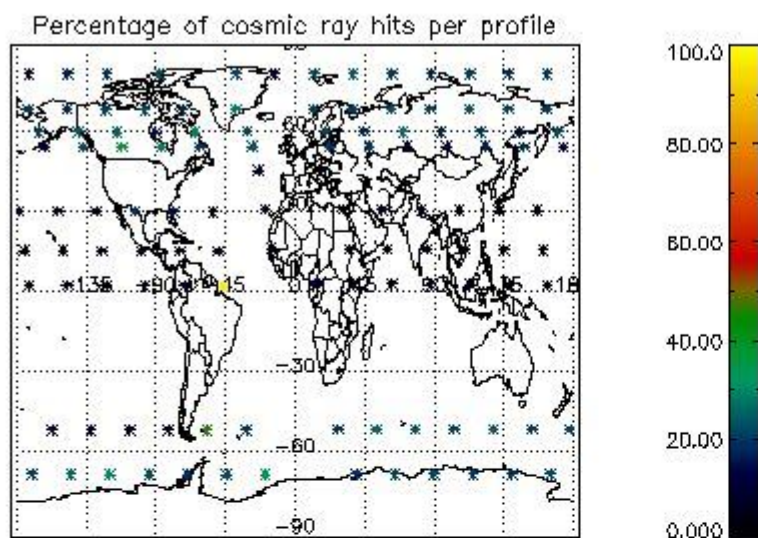


4.1.2 Plot level 1 quality information per product (time dependant): ENVI SAT DESCENDING passes

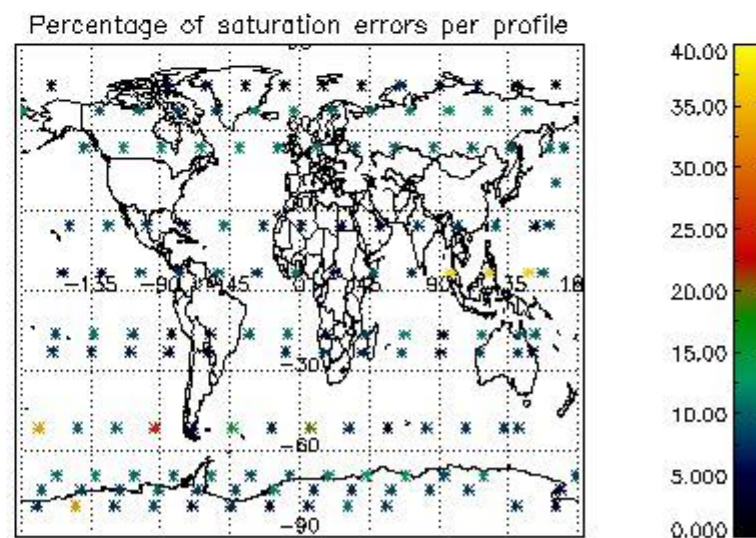
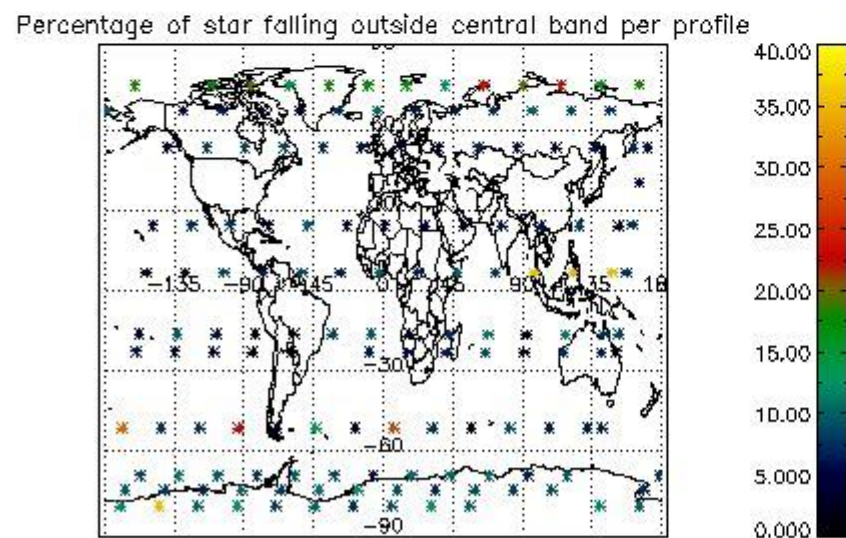
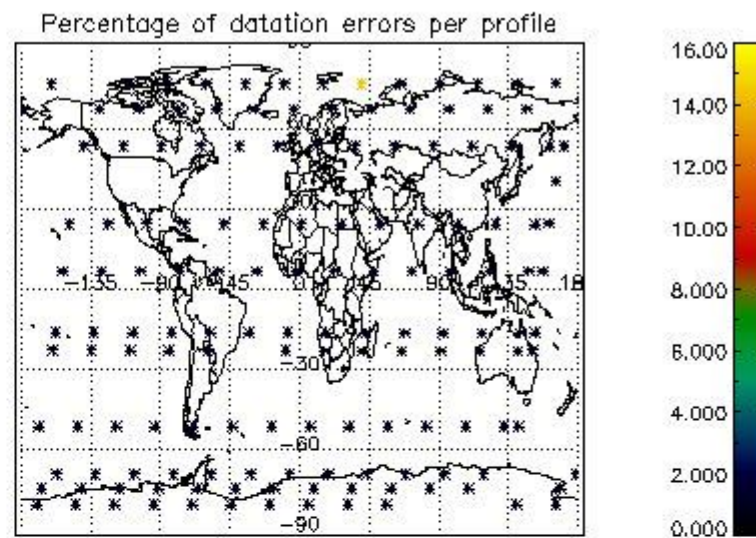
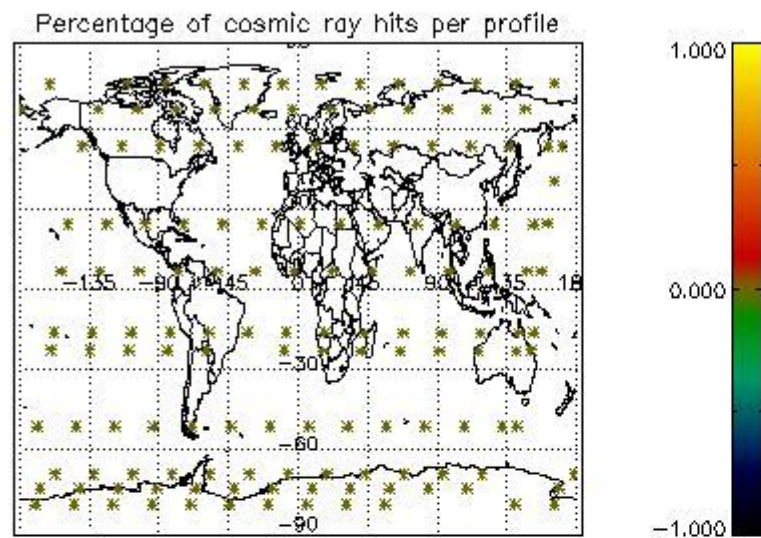


4.2 Plot quality information per product coming from level 1b processing (world map)

4.2.1 Plot level 1 quality information per product (world map): ENVISAT ASCENDING passes



4.2.2 Plot level 1 quality information per product (world map): ENVISAT DESCENDING passes



5. Trace gas profiles

5.1 Ozone statistics based on quality of products

The final quality of the products can be "measured" using the STD (Standard Deviation) attached to every point profile. This information is written to the parameter GOM_NL__2P/NL_LOCAL_SPECIES_DENSITY/o3_std of the level 2 products. The table below shows the statistics for given STD ranges.

The statistics are given with respect to the overall valid production:

- Products without fatal errors: GOM_NL__2P/MPH/PRODUCT_ERR=0
- Valid point profile: GOM_NL__2P/NL_LOCAL_SPECIES_DENSITY/pcd(0)=0

The 'Criteria' is applied to valid points of dark limb products:

- Products in dark limb illumination condition: GOM_NL__2P/NL_SUMMARY_QUALITY/obs_ill_cond=0
- Products without fatal errors: GOM_NL__2P/MPH/PRODUCT_ERR=0
- Valid point profile: GOM_NL__2P/NL_LOCAL_SPECIES_DENSITY/pcd(0)=0

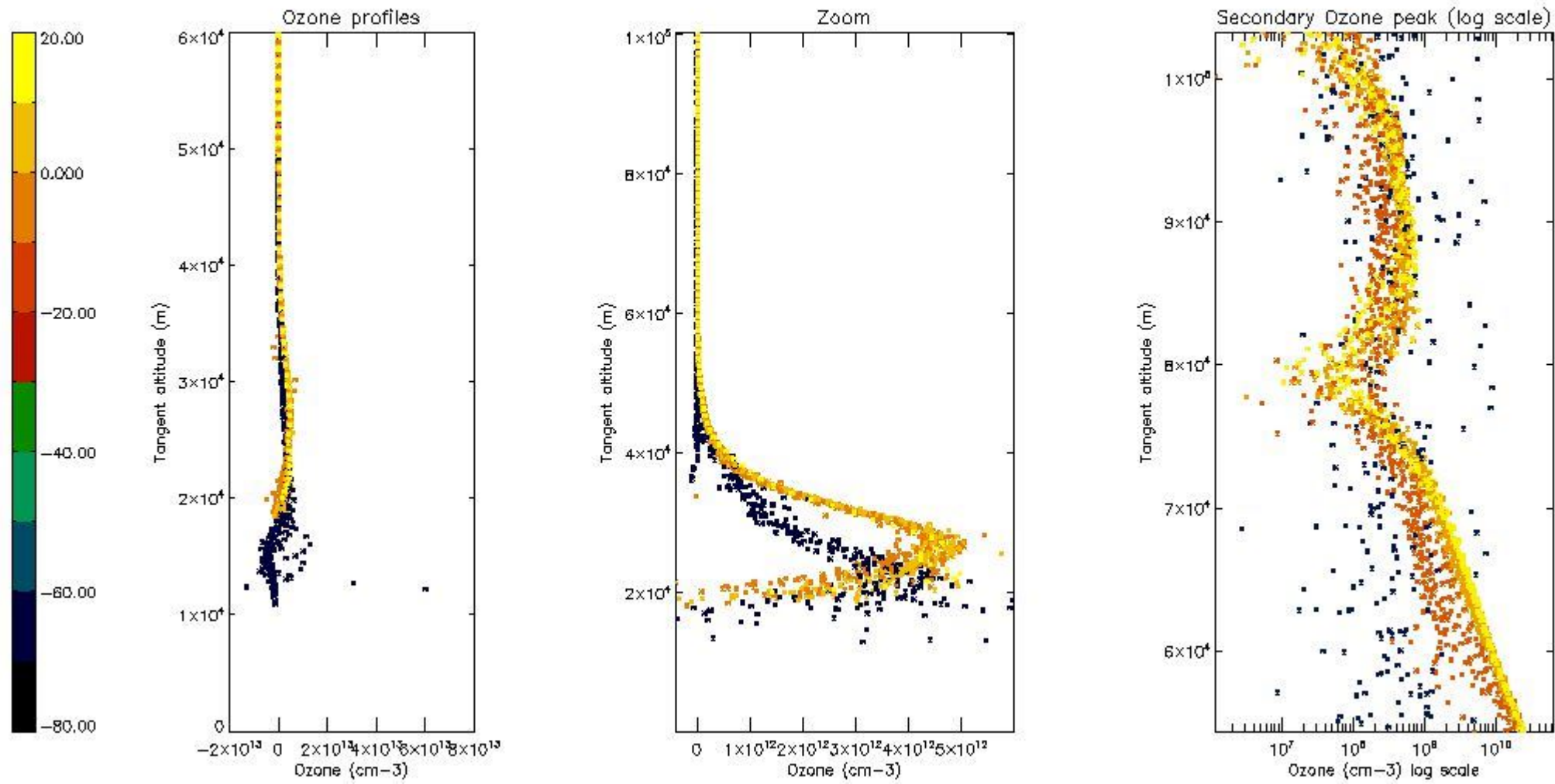
So, the table below shows the percentage of dark limb and valid observations for each criteria with respect to the overall valid daily observations.

Criteria	% of total production
All STD	22
STD < 20	11

STD < 10	8
STD < 5	5

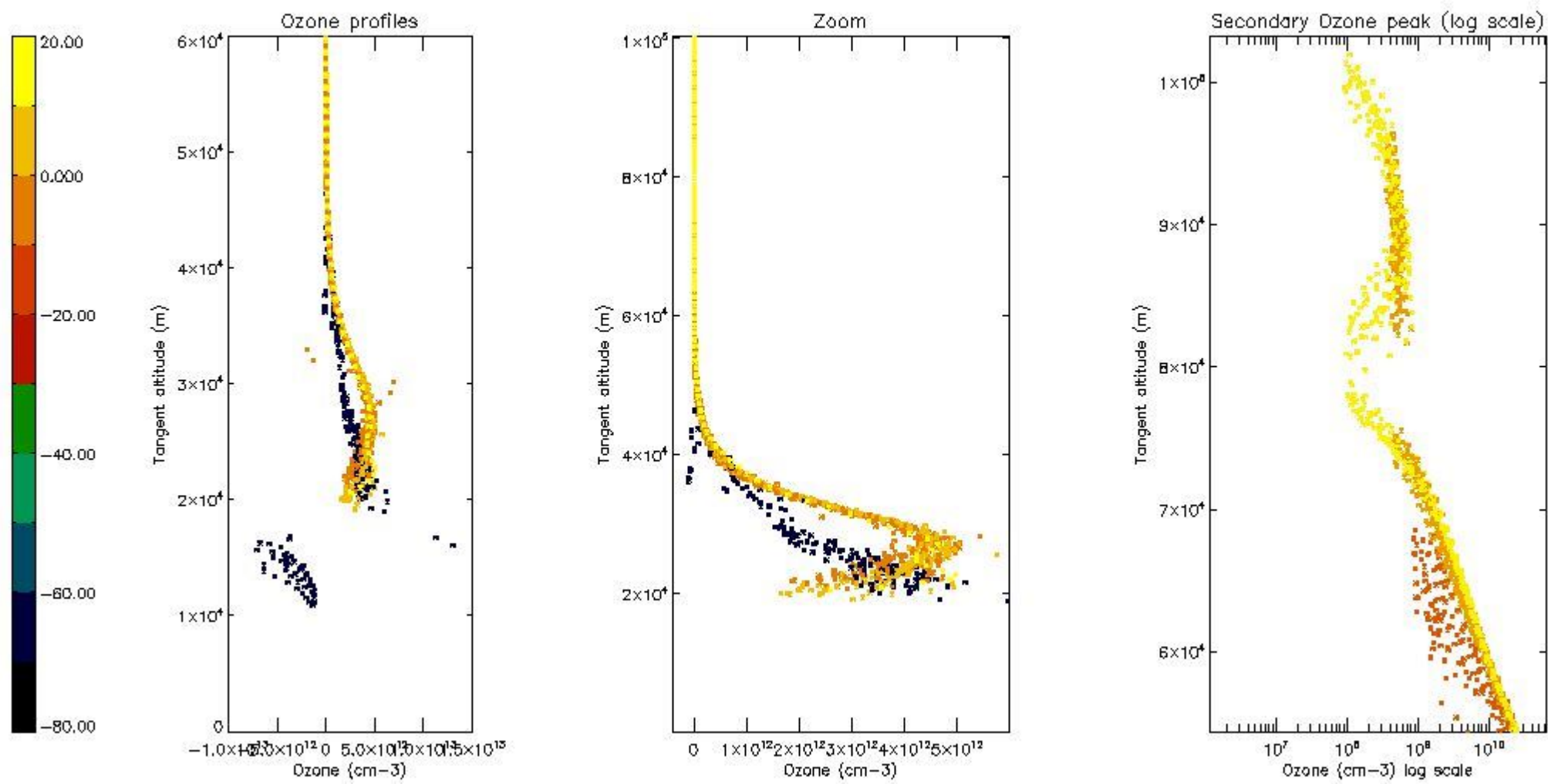
5.2 Plot ozone profiles for all STD (dark without errors)

The colorbar represents the latitude.



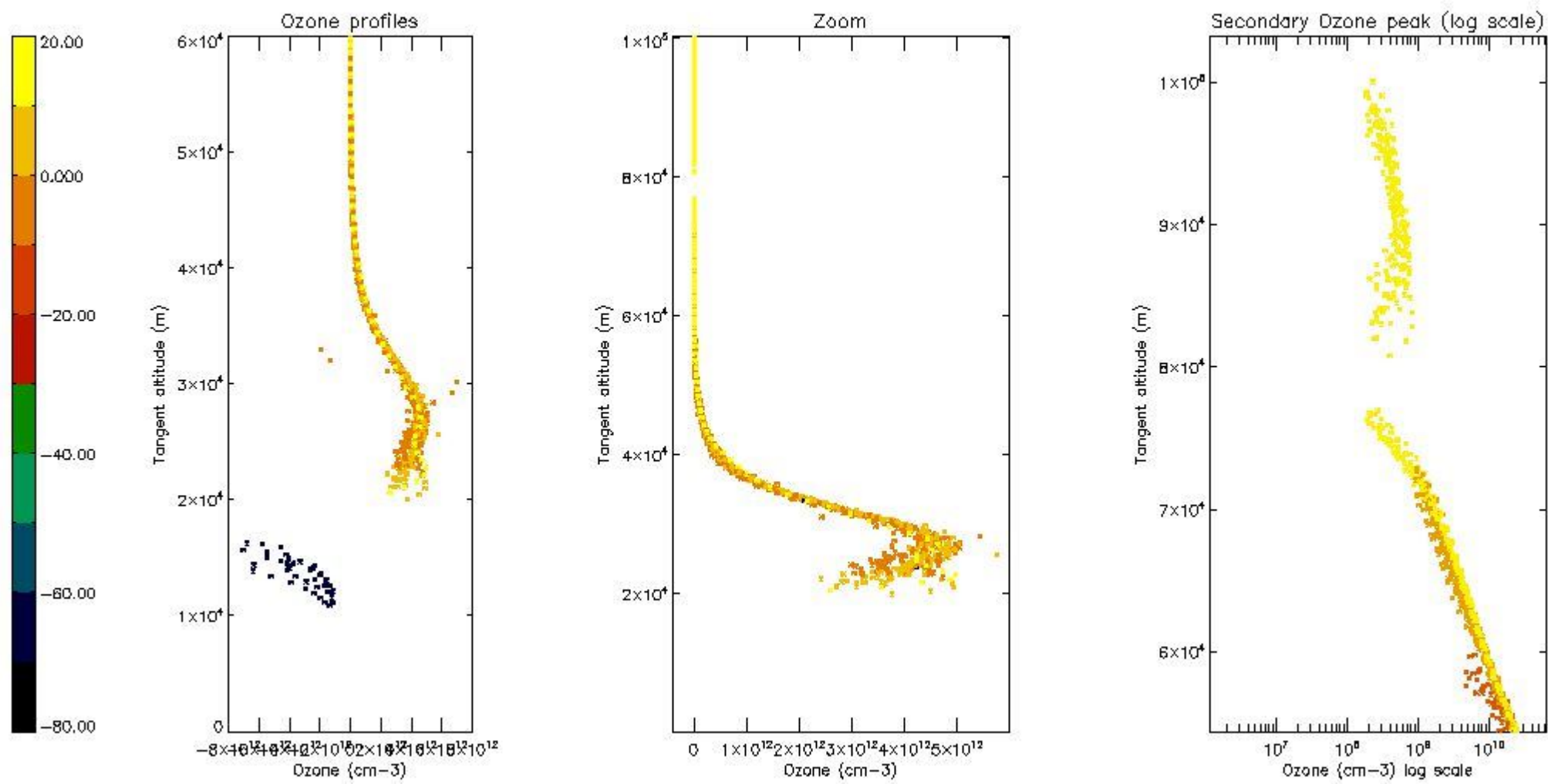
5.3 Plot ozone profiles where STD < 20% (dark without errors)

The colorbar represents the latitude.



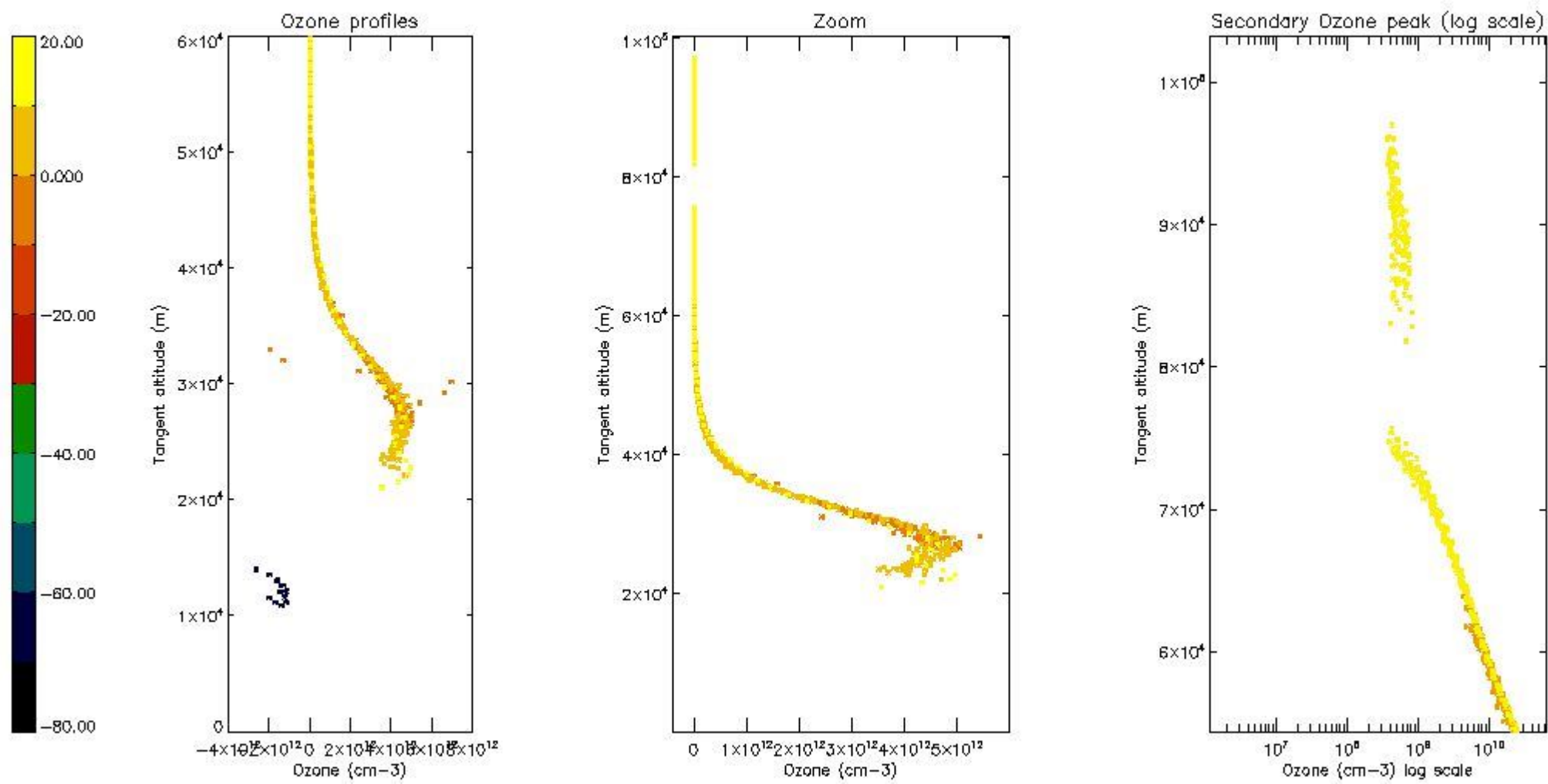
5.4 Plot ozone profiles where STD < 10% (dark without errors)

The colorbar represents the latitude.



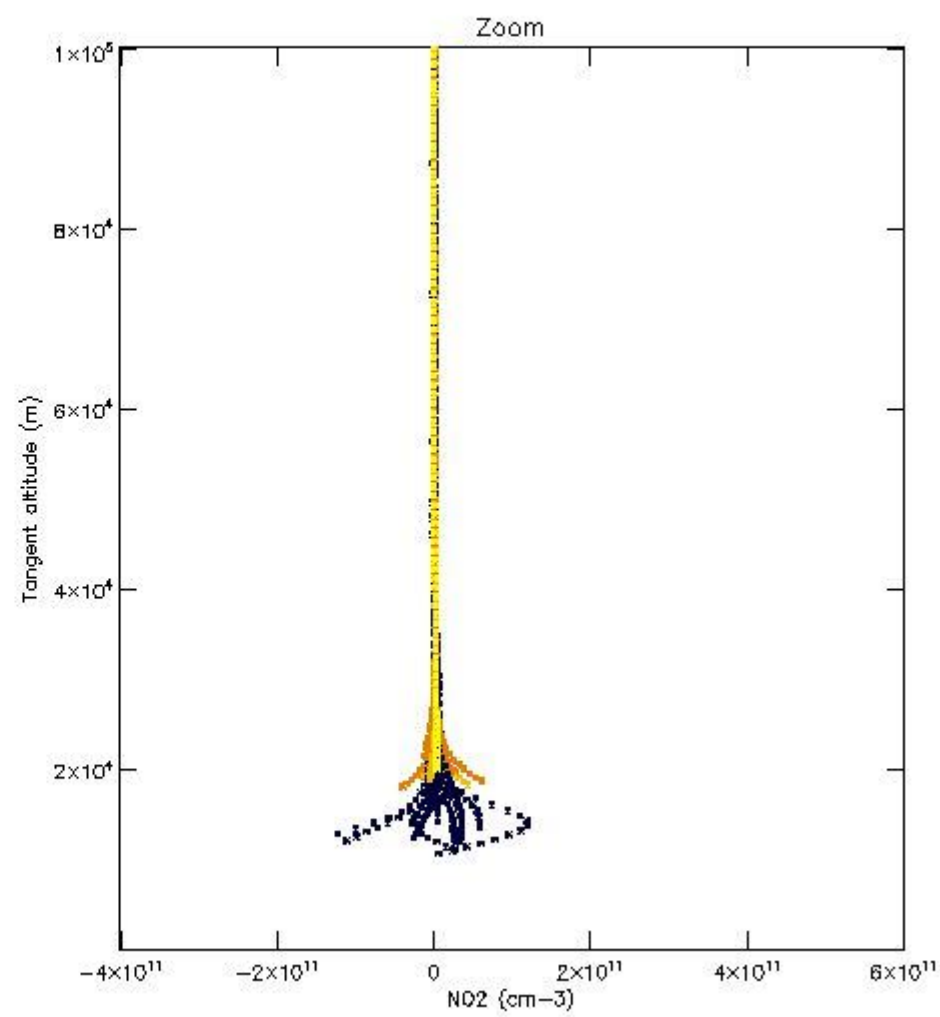
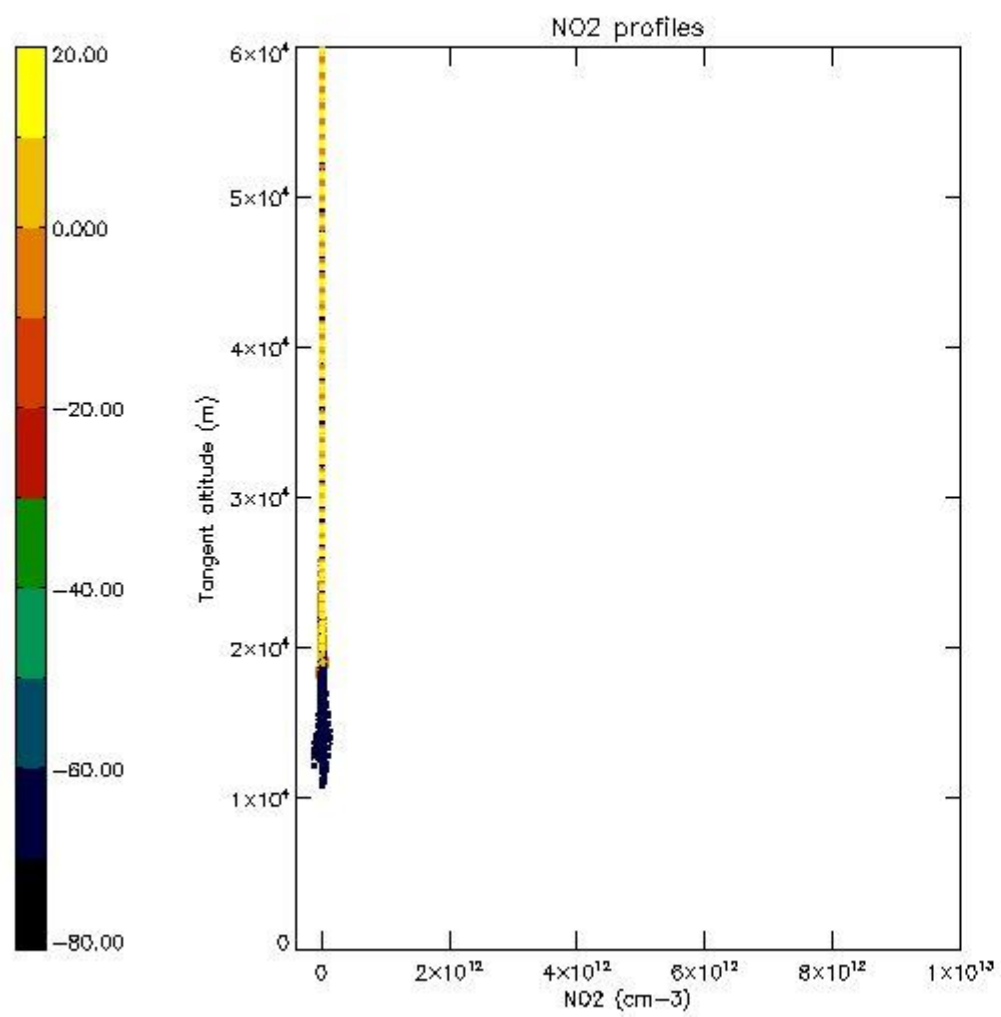
5.5 Plot ozone profiles where STD < 5% (dark without errors)

The colorbar represents the latitude.



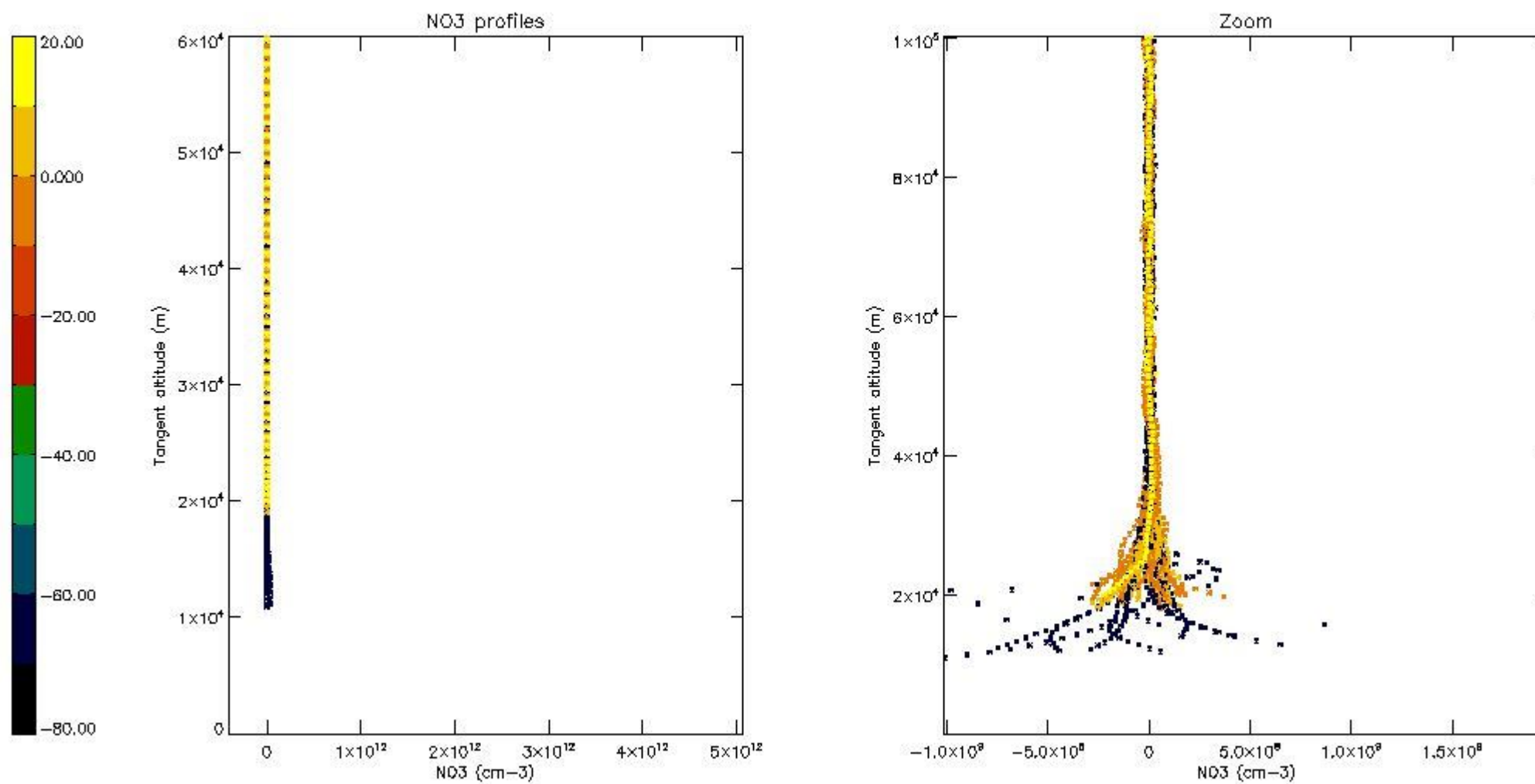
5.6 Plot NO₂ profiles for all STD (dark without errors)

The colorbar represents the latitude.



5.7 Plot NO3 profiles for all STD (dark without errors)

The colorbar represents the latitude.



6. Auxiliary Data Files used for the production reported in section 2

The number reported in the third column indicates since which file (see list in section 2) the corresponding auxiliary file has been used. The fourth column is the date of those product files.

Type	Auxiliary Filename	Used since product	Used since product date
INST_PHYS_CHARACTERISTICS	GOM_INS_AXVIEC20091111_143220_20030716_120000_20500101_000000	1	10-APR-2011 00:03:16
LEVEL-2_PROC_CONFIG	GOM_PR2_AXVIEC20091111_152718_20020301_000000_20500101_000000	1	10-APR-2011 00:03:16
CROSS_SECTIONS_FILE	GOM_CRS_AXVIEC20091111_154832_20020301_000000_20500101_000000	1	10-APR-2011 00:03:16

GOMOS Level 2 Daily Report

SUMMARY

[1. General Info](#)

[2. Summary of processed GOM_NL_2P products](#)

[3. Level 2 Quality information per product](#)

[3.1 Plot of level 2 quality information per product \(time dependant\)](#)

[3.2 Plot of level 2 quality information per product \(world map\)](#)

[4. Level 1 Quality information per product \(stored on level 2 products\)](#)

[4.1 Plot of level 1 quality information per product \(time dependant\)](#)

[4.1.1 Plot of level 1 quality information per product \(time dependant\): ASCENDING](#)

[4.1.2 Plot of level 1 quality information per product \(time dependant\): DESCENDING](#)

[4.2 Plot of level 1 quality information per product \(world map\)](#)

[4.2.1 Plot of level 1 quality information per product \(world map\): ASCENDING](#)

[4.2.2 Plot of level 1 quality information per product \(world map\): DESCENDING](#)

[5. Ozone profiles based on quality statistics and other trace gas profiles](#)

[5.1 Ozone statistics based on quality of products](#)

[5.2 Plot ozone profiles for all STD \(dark without errors\)](#)

[5.3 Plot ozone profiles where STD < 20% \(dark without errors\)](#)

[5.4. Plot ozone profiles where STD < 10% \(dark without errors\)](#)

[5.5. Plot ozone profiles where STD < 5% \(dark without errors\)](#)

[5.6 Plot NO2 profiles for all STD \(dark without errors\)](#)

[5.7 Plot NO3 profiles for all STD \(dark without errors\)](#)

[5.8 Plot H2O profiles \(only for occultations of stars 1,2,3,4,13,14,16,26,63 dark without errors\) for all STD](#)

[6. Auxiliary Data Files used for the production reported in section 2](#)

This report presents the daily analysis on parameters extracted from GOMOS level 2 data (GOM_NL__2P). It is intended to monitor some important parameters that will impact the quality of these products. A list of level 2 products (and content) that have arrived during the reporting day to the PCF is also given.

Item	Value
Time of report generation	24APR2013 12:13:23
Data source version	GOMOS/6.01
Start time of products	10-04-2011 (10APR2011 00:00:00)
Stop time of products	11-04-2011 (11APR2011 00:00:00)
Store outputs in DB	Yes
Nb of level 2 prods	266
Nb of prods with errors	0

2. Summary of processed GOM_NL__2P products.

Nr	Filename	UTC Start time	Limb	Duration	Star Id	Star Name	Star Mag	Star Temp	Nb Meas	Orbit	Prod. error
1	GOM_NL__2PRFIN20110410_000316_000000423101_00203_47631_1124.N1	10-APR-2011 00:03:16	Bright	42.000	138	47Eps Vir	2.8280	4700.0	84	47631	No
2	GOM_NL__2PRFIN20110410_001131_000000383101_00203_47631_1125.N1	10-APR-2011 00:11:31	Bright	37.500	152	12Alp2CVn	2.8900	11000.	75	47631	No
3	GOM_NL__2PRFIN20110410_001626_000000573101_00203_47631_1126.N1	10-APR-2011 00:16:26	Bright	57.000	32	77Eps UMa	1.7630	11000.	114	47631	No
4	GOM_NL__2PRFIN20110410_002250_000000413101_00203_47631_1127.N1	10-APR-2011 00:22:50	Bright	40.500	60	7Bet UMi	2.0810	3950.0	81	47631	No
5	GOM_NL__2PRFIN20110410_002447_000000483101_00203_47631_1128.N1	10-APR-2011 00:24:47	Bright	47.500	119	14Eta Dra	2.7270	4700.0	95	47631	No
6	GOM_NL__2PRFIN20110410_003243_000000393101_00203_47631_1129.N1	10-APR-2011 00:32:43	Bright	39.000	89	5Alp Cep	2.4510	8000.0	78	47631	No
7	GOM_NL__2PRFIN20110410_003756_000000473101_00203_47631_1130.N1	10-APR-2011 00:37:56	Bright	46.500	19	50Alp Cyg	1.2460	10500.	93	47631	No
8	GOM_NL__2PRFIN20110410_003939_000000503101_00203_47631_1131.N1	10-APR-2011 00:39:39	Bright	49.500	66	37Gam Cyg	2.2080	5900.0	99	47631	No
9	GOM_NL__2PRFIN20110410_004900_000000453101_00203_47631_1132.N1	10-APR-2011 00:49:00	Twilight	45.000	61	8Eps Peg	2.1000	3900.0	90	47631	No
10	GOM_NL__2PRFIN20110410_005351_000000473101_00203_47631_1133.N1	10-APR-2011 00:53:51	Dark	46.500	154	22Bet Aqr	2.8990	5700.0	93	47631	No
11	GOM_NL__2PRFIN20110410_010859_000000593101_00204_47632_1029.N1	10-APR-2011 01:08:59	Dark	59.000	103	38Zet Sgr	2.6000	9700.0	118	47632	No
12	GOM_NL__2PRFIN20110410_011237_000000603101_00204_47632_1030.N1	10-APR-2011 01:12:37	Dark	60.000	38	20Eps Sgr	1.8360	11000.	120	47632	No
13	GOM_NL__2PRFIN20110410_011645_000000443101_00204_47632_1031.N1	10-APR-2011 01:16:45	Dark	44.000	25	35Lam Sco	1.6200	28000.	88	47632	No
14	GOM_NL__2PRFIN20110410_012336_000000443101_00204_47632_1032.N1	10-APR-2011 01:23:36	Straylight	43.500	78	Alp Lup	2.3040	28000.	87	47632	No
15	GOM_NL__2PRFIN20110410_012511_000000483101_00204_47632_1033.N1	10-APR-2011 01:25:11	Straylight	48.000	81	Eta Cen	2.3560	28000.	96	47632	No
16	GOM_NL__2PRFIN20110410_012740_000000513101_00204_47632_1034.N1	10-APR-2011 01:27:40	Straylight	51.000	54	5The Cen	2.0550	4500.0	102	47632	No
17	GOM_NL__2PRFIN20110410_013236_000000463101_00204_47632_1035.N1	10-APR-2011 01:32:36	Twilight	46.000	169	46Gam Hya	2.9910	4700.0	92	47632	No
18	GOM_NL__2PRFIN20110410_013624_000000503101_00204_47632_1036.N1	10-APR-2011 01:36:24	Bright	49.500	15	67Alp Vir	0.97600	28000.	99	47632	No
19	GOM_NL__2PRFIN20110410_013930_000000403101_00204_47632_1037.N1	10-APR-2011 01:39:30	Bright	39.500	121	29Gam Vir	2.7400	7200.0	79	47632	No
20	GOM_NL__2PRFIN20110410_014330_000000423101_00204_47632_1038.N1	10-APR-2011 01:43:30	Bright	42.000	138	47Eps Vir	2.8280	4700.0	84	47632	No
21	GOM_NL__2PRFIN20110410_015145_000000423101_00204_47632_1039.N1	10-APR-2011 01:51:45	Bright	41.500	152	12Alp2CVn	2.8900	11000.	83	47632	No
22	GOM_NL__2PRFIN20110410_015639_000000573101_00204_47632_1040.N1	10-APR-2011 01:56:39	Bright	57.000	32	77Eps UMa	1.7630	11000.	114	47632	No
23	GOM_NL__2PRFIN20110410_020304_000000413101_00204_47632_1041.N1	10-APR-2011 02:03:04	Bright	41.000	60	7Bet UMi	2.0810	3950.0	82	47632	No
24	GOM_NL__2PRFIN20110410_020500_000000493101_00204_47632_1042.N1	10-APR-2011 02:05:00	Bright	48.500	119	14Eta Dra	2.7270	4700.0	97	47632	No
25	GOM_NL__2PRFIN20110410_021257_000000393101_00204_47632_1043.N1	10-APR-2011 02:12:57	Bright	39.000	89	5Alp Cep	2.4510	8000.0	78	47632	No
26	GOM_NL__2PRFIN20110410_021810_000000453101_00204_47632_1044.N1	10-APR-2011 02:18:10	Bright	45.000	19	50Alp Cyg	1.2460	10500.	90	47632	No
27	GOM_NL__2PRFIN20110410_021953_000000503101_00204_47632_1045.N1	10-APR-2011 02:19:53	Bright	49.500	66	37Gam Cyg	2.2080	5900.0	99	47632	No
28	GOM_NL__2PRFIN20110410_022212_000000493101_00204_47632_1046.N1	10-APR-2011 02:22:12	Bright	49.000	92	53Eps Cyg	2.5000	4500.0	98	47632	No
29	GOM_NL__2PRFIN20110410_022914_000000493101_00204_47632_1047.N1	10-APR-2011 02:29:14	Twilight	49.000	61	8Eps Peg	2.1000	3900.0	98	47632	No
30	GOM_NL__2PRFIN20110410_023406_000000473101_00204_47632_1048.N1	10-APR-2011 02:34:06	Dark	47.000	154	22Bet Aqr	2.8990	5700.0	94	47632	No
31	GOM_NL__2PRFIN20110410_024914_000000583101_00205_47633_1042.N1	10-APR-2011 02:49:14	Dark	57.500	103	38Zet Sgr	2.6000	9700.0	115	47633	No
32	GOM_NL__2PRFIN20110410_025252_000000613101_00205_47633_1043.N1	10-APR-2011 02:52:52	Dark	61.000	38	20Eps Sgr	1.8360	11000.	122	47633	No
33	GOM_NL__2PRFIN20110410_025700_000000443101_00205_47633_1044.N1	10-APR-2011 02:57:00	Dark	44.000	25	35Lam Sco	1.6200	28000.	88	47633	No
34	GOM_NL__2PRFIN20110410_030350_000000423101_00205_47633_1045.N1	10-APR-2011 03:03:50	Straylight	42.000	78	Alp Lup	2.3040	28000.	84	47633	No
35	GOM_NL__2PRFIN20110410_030526_000000483101_00205_47633_1046.N1	10-APR-2011 03:05:26	Straylight	48.000	81	Eta Cen	2.3560	28000.	96	47633	No
36	GOM_NL__2PRFIN20110410_030755_000000503101_00205_47633_1047.N1	10-APR-2011 03:07:55	Straylight	50.000	54	5The Cen	2.0550	4500.0	100	47633	No
37	GOM_NL__2PRFIN20110410_031251_000000463101_00205_47633_1048.N1	10-APR-2011 03:12:51	Twilight	46.000	169	46Gam Hya	2.9910	4700.0	92	47633	No
38	GOM_NL__2PRFIN20110410_031638_000000493101_00205_47633_1049.N1	10-APR-2011 03:16:38	Bright	49.000	15	67Alp Vir	0.97600	28000.	98	47633	No
39	GOM_NL__2PRFIN20110410_031944_000000413101_00205_47633_1050.N1	10-APR-2011 03:19:44	Bright	40.500	121	29Gam Vir	2.7400	7200.0	81	47633	No
40	GOM_NL__2PRFIN20110410_032344_000000423101_00205_47633_1051.N1	10-APR-2011 03:23:44	Bright	41.500	138	47Eps Vir	2.8280	4700.0	83	47633	No
41	GOM_NL__2PRFIN20110410_033159_000000413101_00205_47633_1052.N1	10-APR-2011 03:31:59	Bright	40.500	152	12Alp2CVn	2.8900	11000.	81	47633	No
42	GOM_NL__2PRFIN20110410_033653_000000573101_00205_47633_1053.N1	10-APR-2011 03:36:53	Bright	57.000	32	77Eps UMa	1.7630	11000.	114	47633	No

43	GOM_NL__2PRFIN20110410_034318_000000383101_00205_47633_1054.N1	10-APR-2011 03:43:18	Bright	38.000	60	7Bet UMi	2.0810	3950.0	76	47633	No
44	GOM_NL__2PRFIN20110410_034513_000000463101_00205_47633_1055.N1	10-APR-2011 03:45:13	Bright	45.500	119	14Eta Dra	2.7270	4700.0	91	47633	No
45	GOM_NL__2PRFIN20110410_035311_000000393101_00205_47633_1056.N1	10-APR-2011 03:53:11	Bright	39.000	89	5Alp Cep	2.4510	8000.0	78	47633	No
46	GOM_NL__2PRFIN20110410_035824_000000473101_00205_47633_1057.N1	10-APR-2011 03:58:24	Bright	47.000	19	50Alp Cyg	1.2460	10500.	94	47633	No
47	GOM_NL__2PRFIN20110410_040007_000000513101_00205_47633_1058.N1	10-APR-2011 04:00:07	Bright	50.500	66	37Gam Cyg	2.2080	5900.0	101	47633	No
48	GOM_NL__2PRFIN20110410_040227_000000513101_00205_47633_1059.N1	10-APR-2011 04:02:27	Bright	50.500	92	53Eps Cyg	2.5000	4500.0	101	47633	No
49	GOM_NL__2PRFIN20110410_040929_000000503101_00205_47633_1060.N1	10-APR-2011 04:09:29	Tw_i_and_stray	50.000	61	8Eps Peg	2.1000	3900.0	100	47633	No
50	GOM_NL__2PRFIN20110410_041420_000000493101_00205_47633_1061.N1	10-APR-2011 04:14:20	Dark	49.000	154	22Bet Aqr	2.8990	5700.0	98	47633	No
51	GOM_NL__2PRFIN20110410_042930_000000603101_00206_47634_1058.N1	10-APR-2011 04:29:30	Dark	59.500	103	38Zet Sgr	2.6000	9700.0	119	47634	No
52	GOM_NL__2PRFIN20110410_043308_000000613101_00206_47634_1059.N1	10-APR-2011 04:33:08	Dark	61.000	38	20Eps Sgr	1.8360	11000.	122	47634	No
53	GOM_NL__2PRFIN20110410_043715_000000433101_00206_47634_1060.N1	10-APR-2011 04:37:15	Dark	43.000	25	35Lam Sco	1.6200	28000.	86	47634	No
54	GOM_NL__2PRFIN20110410_044404_000000463101_00206_47634_1061.N1	10-APR-2011 04:44:04	Straylight	45.500	78	Alp Lup	2.3040	28000.	91	47634	No
55	GOM_NL__2PRFIN20110410_044541_000000433101_00206_47634_1062.N1	10-APR-2011 04:45:41	Straylight	43.000	81	Eta Cen	2.3560	28000.	86	47634	No
56	GOM_NL__2PRFIN20110410_044809_000000493101_00206_47634_1063.N1	10-APR-2011 04:48:09	Straylight	48.500	54	5The Cen	2.0550	4500.0	97	47634	No
57	GOM_NL__2PRFIN20110410_045305_000000473101_00206_47634_1064.N1	10-APR-2011 04:53:05	Tw_i_and_stray	47.000	169	46Gam Hya	2.9910	4700.0	94	47634	No
58	GOM_NL__2PRFIN20110410_045653_000000523101_00206_47634_1065.N1	10-APR-2011 04:56:53	Bright	52.000	15	67Alp Vir	0.97600	28000.	104	47634	No
59	GOM_NL__2PRFIN20110410_045958_000000403101_00206_47634_1066.N1	10-APR-2011 04:59:58	Bright	40.000	121	29Gam Vir	2.7400	7200.0	80	47634	No
60	GOM_NL__2PRFIN20110410_050357_000000423101_00206_47634_1067.N1	10-APR-2011 05:03:57	Bright	42.000	138	47Eps Vir	2.8280	4700.0	84	47634	No
61	GOM_NL__2PRFIN20110410_051212_000000403101_00206_47634_1068.N1	10-APR-2011 05:12:12	Bright	40.000	152	12Alp2CVn	2.8900	11000.	80	47634	No
62	GOM_NL__2PRFIN20110410_051707_000000393101_00206_47634_1069.N1	10-APR-2011 05:17:07	Bright	38.500	32	77Eps UMa	1.7630	11000.	77	47634	No
63	GOM_NL__2PRFIN20110410_052332_000000423101_00206_47634_1070.N1	10-APR-2011 05:23:32	Bright	41.500	60	7Bet UMi	2.0810	3950.0	83	47634	No
64	GOM_NL__2PRFIN20110410_052527_000000493101_00206_47634_1071.N1	10-APR-2011 05:25:27	Bright	49.000	119	14Eta Dra	2.7270	4700.0	98	47634	No
65	GOM_NL__2PRFIN20110410_053325_000000363101_00206_47634_1072.N1	10-APR-2011 05:33:25	Bright	36.000	89	5Alp Cep	2.4510	8000.0	72	47634	No
66	GOM_NL__2PRFIN20110410_053838_000000473101_00206_47634_1073.N1	10-APR-2011 05:38:38	Bright	47.000	19	50Alp Cyg	1.2460	10500.	94	47634	No
67	GOM_NL__2PRFIN20110410_054021_000000503101_00206_47634_1074.N1	10-APR-2011 05:40:21	Bright	49.500	66	37Gam Cyg	2.2080	5900.0	99	47634	No
68	GOM_NL__2PRFIN20110410_054241_000000493101_00206_47634_1075.N1	10-APR-2011 05:42:41	Bright	48.500	92	53Eps Cyg	2.5000	4500.0	97	47634	No
69	GOM_NL__2PRFIN20110410_054943_000000503101_00206_47634_1076.N1	10-APR-2011 05:49:43	Tw_i_and_stray	49.500	61	8Eps Peg	2.1000	3900.0	99	47634	No
70	GOM_NL__2PRFIN20110410_055435_000000463101_00206_47634_1077.N1	10-APR-2011 05:54:35	Dark	45.500	154	22Bet Aqr	2.8990	5700.0	91	47634	No
71	GOM_NL__2PRFIN20110410_060945_000000573101_00207_47635_1072.N1	10-APR-2011 06:09:45	Dark	57.000	103	38Zet Sgr	2.6000	9700.0	114	47635	No
72	GOM_NL__2PRFIN20110410_061323_000000603101_00207_47635_1073.N1	10-APR-2011 06:13:23	Dark	59.500	38	20Eps Sgr	1.8360	11000.	119	47635	No
73	GOM_NL__2PRFIN20110410_061731_000000433101_00207_47635_1074.N1	10-APR-2011 06:17:31	Dark	43.000	25	35Lam Sco	1.6200	28000.	86	47635	No
74	GOM_NL__2PRFIN20110410_062419_000000453101_00207_47635_1075.N1	10-APR-2011 06:24:19	Straylight	45.000	78	Alp Lup	2.3040	28000.	90	47635	No
75	GOM_NL__2PRFIN20110410_062555_000000443101_00207_47635_1076.N1	10-APR-2011 06:25:55	Straylight	44.000	81	Eta Cen	2.3560	28000.	88	47635	No
76	GOM_NL__2PRFIN20110410_062824_000000503101_00207_47635_1077.N1	10-APR-2011 06:28:24	Straylight	49.500	54	5The Cen	2.0550	4500.0	99	47635	No
77	GOM_NL__2PRFIN20110410_063319_000000473101_00207_47635_1078.N1	10-APR-2011 06:33:19	Tw_i_and_stray	47.000	169	46Gam Hya	2.9910	4700.0	94	47635	No
78	GOM_NL__2PRFIN20110410_063707_000000513101_00207_47635_1079.N1	10-APR-2011 06:37:07	Bright	51.000	15	67Alp Vir	0.97600	28000.	102	47635	No
79	GOM_NL__2PRFIN20110410_064012_000000403101_00207_47635_1080.N1	10-APR-2011 06:40:12	Bright	39.500	121	29Gam Vir	2.7400	7200.0	79	47635	No
80	GOM_NL__2PRFIN20110410_064411_000000423101_00207_47635_1081.N1	10-APR-2011 06:44:11	Bright	42.000	138	47Eps Vir	2.8280	4700.0	84	47635	No
81	GOM_NL__2PRFIN20110410_065226_000000393101_00207_47635_1082.N1	10-APR-2011 06:52:26	Bright	39.000	152	12Alp2CVn	2.8900	11000.	78	47635	No
82	GOM_NL__2PRFIN20110410_065720_000000413101_00207_47635_1083.N1	10-APR-2011 06:57:20	Bright	40.500	32	77Eps UMa	1.7630	11000.	81	47635	No
83	GOM_NL__2PRFIN20110410_070345_000000413101_00207_47635_1084.N1	10-APR-2011 07:03:45	Bright	40.500	60	7Bet UMi	2.0810	3950.0	81	47635	No
84	GOM_NL__2PRFIN20110410_070540_000000483101_00207_47635_1085.N1	10-APR-2011 07:05:40	Bright	47.500	119	14Eta Dra	2.7270	4700.0	95	47635	No
85	GOM_NL__2PRFIN20110410_071339_000000403101_00207_47635_1086.N1	10-APR-2011 07:13:39	Bright	39.500	89	5Alp Cep	2.4510	8000.0	79	47635	No
86	GOM_NL__2PRFIN20110410_071852_000000473101_00207_47635_1087.N1	10-APR-2011 07:18:52	Bright	46.500	19	50Alp Cyg	1.2460	10500.	93	47635	No
87	GOM_NL__2PRFIN20110410_072035_000000503101_00207_47635_1088.N1	10-APR-2011 07:20:35	Bright	49.500	66	37Gam Cyg	2.2080	5900.0	99	47635	No
88	GOM_NL__2PRFIN20110410_072255_000000483101_00207_47635_1089.N1	10-APR-2011 07:22:55	Bright	47.500	92	53Eps Cyg	2.5000	4500.0	95	47635	No
89	GOM_NL__2PRFIN20110410_072957_000000493101_00207_47635_1090.N1	10-APR-2011 07:29:57	Tw_i_and_stray	48.500	61	8Eps Peg	2.1000	3900.0	97	47635	No
90	GOM_NL__2PRFIN20110410_073449_000000443101_00207_47635_1091.N1	10-APR-2011 07:34:49	Dark	44.000	154	22Bet Aqr	2.8990	5700.0	88	47635	No
91	GOM_NL__2PRFIN20110410_075001_000000593101_00208_47636_1114.N1	10-APR-2011 07:50:01	Dark	59.000	103	38Zet Sgr	2.6000	9700.0	118	47636	No
92	GOM_NL__2PRFIN20110410_075339_000000613101_00208_47636_1115.N1	10-APR-2011 07:53:39	Dark	60.500	38	20Eps Sgr	1.8360	11000.	121	47636	No
93	GOM_NL__2PRFIN20110410_075746_000000423101_00208_47636_1116.N1	10-APR-2011 07:57:46	Dark	42.000	25	35Lam Sco	1.6200	28000.	84	47636	No
94	GOM_NL__2PRFIN20110410_080434_000000443101_00208_47636_1117.N1	10-APR-2011 08:04:34	Straylight	44.000	78	Alp Lup	2.3040	28000.	88	47636	No
95	GOM_NL__2PRFIN20110410_080610_000000463101_00208_47636_1118.N1	10-APR-2011 08:06:10	Straylight	45.500	81	Eta Cen	2.3560	28000.	91	47636	No
96	GOM_NL__2PRFIN20110410_080838_000000523101_00208_47636_1119.N1	10-APR-2011 08:08:38	Straylight	51.500	54	5The Cen	2.0550	4500.0	103	47636	No
97	GOM_NL__2PRFIN20110410_081333_000000463101_00208_47636_1120.N1	10-APR-2011 08:13:33	Tw_i_and_stray	45.500	169	46Gam Hya	2.9910	4700.0	91	47636	No
98	GOM_NL__2PRFIN20110410_081721_000000533101_00208_47636_1121.N1	10-APR-2011 08:17:21	Bright	53.000	15	67Alp Vir	0.97600	28000.	106	47636	No
99	GOM_NL__2PRFIN20110410_082026_000000393101_00208_47636_1122.N1	10-APR-2011 08:20:26	Bright	39.000	121	29Gam Vir	2.7400	7200.0	78	47636	No
100	GOM_NL__2PRFIN20110410_082425_000000413101_00208_47636_1123.N1	10-APR-2011 08:24:25	Bright	41.000	138	47Eps Vir	2.8280	4700.0	82	47636	No
101	GOM_NL__2PRFIN20110410_083240_000000403101_00208_47636_1124.N1	10-APR-2011 08:32:40	Bright	39.500	152	12Alp2CVn	2.8900	11000.	79	47636	No

102	GOM_NL__2PRFIN20110410_083734_000000393101_00208_47636_1125.N1	10-APR-2011 08:37:34	Bright	39.000	32	77Eps UMa	1.7630	11000.	78	47636	No
103	GOM_NL__2PRFIN20110410_084359_000000383101_00208_47636_1126.N1	10-APR-2011 08:43:59	Bright	38.000	60	7Bet UMi	2.0810	3950.0	76	47636	No
104	GOM_NL__2PRFIN20110410_084553_000000483101_00208_47636_1127.N1	10-APR-2011 08:45:53	Bright	48.000	119	14Eta Dra	2.7270	4700.0	96	47636	No
105	GOM_NL__2PRFIN20110410_085352_000000493101_00208_47636_1128.N1	10-APR-2011 08:53:52	Bright	48.500	89	5Alp Cep	2.4510	8000.0	97	47636	No
106	GOM_NL__2PRFIN20110410_085906_000000453101_00208_47636_1129.N1	10-APR-2011 08:59:06	Bright	45.000	19	50Alp Cyg	1.2460	10500.	90	47636	No
107	GOM_NL__2PRFIN20110410_090049_000000523101_00208_47636_1130.N1	10-APR-2011 09:00:49	Bright	52.000	66	37Gam Cyg	2.2080	5900.0	104	47636	No
108	GOM_NL__2PRFIN20110410_090309_000000493101_00208_47636_1131.N1	10-APR-2011 09:03:09	Bright	49.000	92	53Eps Cyg	2.5000	4500.0	98	47636	No
109	GOM_NL__2PRFIN20110410_091012_000000503101_00208_47636_1132.N1	10-APR-2011 09:10:12	Tw_i_and_stray	49.500	61	8Eps Peg	2.1000	3900.0	99	47636	No
110	GOM_NL__2PRFIN20110410_091504_000000433101_00208_47636_1133.N1	10-APR-2011 09:15:04	Dark	42.500	154	22Bet Aqr	2.8990	5700.0	85	47636	No
111	GOM_NL__2PRFIN20110410_093016_000000613101_00209_47637_1157.N1	10-APR-2011 09:30:16	Dark	60.500	103	38Zet Sgr	2.6000	9700.0	121	47637	No
112	GOM_NL__2PRFIN20110410_093354_000000603101_00209_47637_1158.N1	10-APR-2011 09:33:54	Dark	59.500	38	20Eps Sgr	1.8360	11000.	119	47637	No
113	GOM_NL__2PRFIN20110410_093801_000000423101_00209_47637_1159.N1	10-APR-2011 09:38:01	Dark	42.000	25	35Lam Sco	1.6200	28000.	84	47637	No
114	GOM_NL__2PRFIN20110410_094448_000000433101_00209_47637_1160.N1	10-APR-2011 09:44:48	Straylight	42.500	78	Alp Lup	2.3040	28000.	85	47637	No
115	GOM_NL__2PRFIN20110410_094624_000000453101_00209_47637_1161.N1	10-APR-2011 09:46:24	Straylight	44.500	81	Eta Cen	2.3560	28000.	89	47637	No
116	GOM_NL__2PRFIN20110410_094852_000000513101_00209_47637_1162.N1	10-APR-2011 09:48:52	Straylight	51.000	54	5The Cen	2.0550	4500.0	102	47637	No
117	GOM_NL__2PRFIN20110410_095347_000000473101_00209_47637_1163.N1	10-APR-2011 09:53:47	Tw_i_and_stray	46.500	169	46Gam Hya	2.9910	4700.0	93	47637	No
118	GOM_NL__2PRFIN20110410_095735_000000483101_00209_47637_1164.N1	10-APR-2011 09:57:35	Bright	48.000	15	67Alp Vir	0.97600	28000.	96	47637	No
119	GOM_NL__2PRFIN20110410_100040_000000393101_00209_47637_1165.N1	10-APR-2011 10:00:40	Bright	39.000	121	29Gam Vir	2.7400	7200.0	78	47637	No
120	GOM_NL__2PRFIN20110410_100439_000000423101_00209_47637_1166.N1	10-APR-2011 10:04:39	Bright	41.500	138	47Eps Vir	2.8280	4700.0	83	47637	No
121	GOM_NL__2PRFIN20110410_101253_000000403101_00209_47637_1167.N1	10-APR-2011 10:12:53	Bright	39.500	152	12Alp2CVn	2.8900	11000.	79	47637	No
122	GOM_NL__2PRFIN20110410_101748_000000413101_00209_47637_1168.N1	10-APR-2011 10:17:48	Bright	40.500	32	77Eps UMa	1.7630	11000.	81	47637	No
123	GOM_NL__2PRFIN20110410_102413_000000413101_00209_47637_1169.N1	10-APR-2011 10:24:13	Bright	41.000	60	7Bet UMi	2.0810	3950.0	82	47637	No
124	GOM_NL__2PRFIN20110410_102606_000000483101_00209_47637_1170.N1	10-APR-2011 10:26:06	Bright	48.000	119	14Eta Dra	2.7270	4700.0	96	47637	No
125	GOM_NL__2PRFIN20110410_103406_000000393101_00209_47637_1171.N1	10-APR-2011 10:34:06	Bright	38.500	89	5Alp Cep	2.4510	8000.0	77	47637	No
126	GOM_NL__2PRFIN20110410_103919_000000463101_00209_47637_1172.N1	10-APR-2011 10:39:19	Bright	46.000	19	50Alp Cyg	1.2460	10500.	92	47637	No
127	GOM_NL__2PRFIN20110410_104103_000000513101_00209_47637_1173.N1	10-APR-2011 10:41:03	Bright	51.000	66	37Gam Cyg	2.2080	5900.0	102	47637	No
128	GOM_NL__2PRFIN20110410_104323_000000493101_00209_47637_1174.N1	10-APR-2011 10:43:23	Bright	48.500	92	53Eps Cyg	2.5000	4500.0	97	47637	No
129	GOM_NL__2PRFIN20110410_105026_000000493101_00209_47637_1175.N1	10-APR-2011 10:50:26	Tw_i_and_stray	48.500	61	8Eps Peg	2.1000	3900.0	97	47637	No
130	GOM_NL__2PRFIN20110410_105518_000000463101_00209_47637_1176.N1	10-APR-2011 10:55:18	Dark	45.500	154	22Bet Aqr	2.8990	5700.0	91	47637	No
131	GOM_NL__2PRFIN20110410_111032_000000593101_00210_47638_1175.N1	10-APR-2011 11:10:32	Dark	58.500	103	38Zet Sgr	2.6000	9700.0	117	47638	No
132	GOM_NL__2PRFIN20110410_111410_000000603101_00210_47638_1176.N1	10-APR-2011 11:14:10	Dark	60.000	38	20Eps Sgr	1.8360	11000.	120	47638	No
133	GOM_NL__2PRFIN20110410_111817_000000413101_00210_47638_1177.N1	10-APR-2011 11:18:17	Dark	41.000	25	35Lam Sco	1.6200	28000.	82	47638	No
134	GOM_NL__2PRFIN20110410_112503_000000423101_00210_47638_1178.N1	10-APR-2011 11:25:03	Straylight	42.000	78	Alp Lup	2.3040	28000.	84	47638	No
135	GOM_NL__2PRFIN20110410_112638_000000453101_00210_47638_1179.N1	10-APR-2011 11:26:38	Straylight	45.000	81	Eta Cen	2.3560	28000.	90	47638	No
136	GOM_NL__2PRFIN20110410_112907_000000503101_00210_47638_1180.N1	10-APR-2011 11:29:07	Straylight	50.000	54	5The Cen	2.0550	4500.0	100	47638	No
137	GOM_NL__2PRFIN20110410_113401_000000453101_00210_47638_1181.N1	10-APR-2011 11:34:01	Tw_i_and_stray	45.000	169	46Gam Hya	2.9910	4700.0	90	47638	No
138	GOM_NL__2PRFIN20110410_113749_000000493101_00210_47638_1182.N1	10-APR-2011 11:37:49	Bright	49.000	15	67Alp Vir	0.97600	28000.	98	47638	No
139	GOM_NL__2PRFIN20110410_114054_000000403101_00210_47638_1183.N1	10-APR-2011 11:40:54	Bright	39.500	121	29Gam Vir	2.7400	7200.0	79	47638	No
140	GOM_NL__2PRFIN20110410_114452_000000423101_00210_47638_1184.N1	10-APR-2011 11:44:52	Bright	41.500	138	47Eps Vir	2.8280	4700.0	83	47638	No
141	GOM_NL__2PRFIN20110410_115307_000000403101_00210_47638_1185.N1	10-APR-2011 11:53:07	Bright	40.000	152	12Alp2CVn	2.8900	11000.	80	47638	No
142	GOM_NL__2PRFIN20110410_115801_000000403101_00210_47638_1186.N1	10-APR-2011 11:58:01	Bright	39.500	32	77Eps UMa	1.7630	11000.	79	47638	No
143	GOM_NL__2PRFIN20110410_120426_000000413101_00210_47638_1187.N1	10-APR-2011 12:04:26	Bright	40.500	60	7Bet UMi	2.0810	3950.0	81	47638	No
144	GOM_NL__2PRFIN20110410_121420_000000433101_00210_47638_1188.N1	10-APR-2011 12:14:20	Bright	42.500	89	5Alp Cep	2.4510	8000.0	85	47638	No
145	GOM_NL__2PRFIN20110410_121933_000000473101_00210_47638_1189.N1	10-APR-2011 12:19:33	Bright	47.000	19	50Alp Cyg	1.2460	10500.	94	47638	No
146	GOM_NL__2PRFIN20110410_122117_000000503101_00210_47638_1190.N1	10-APR-2011 12:21:17	Bright	50.000	66	37Gam Cyg	2.2080	5900.0	100	47638	No
147	GOM_NL__2PRFIN20110410_122337_000000513101_00210_47638_1191.N1	10-APR-2011 12:23:37	Bright	50.500	92	53Eps Cyg	2.5000	4500.0	101	47638	No
148	GOM_NL__2PRFIN20110410_123041_000000463101_00210_47638_1192.N1	10-APR-2011 12:30:41	Tw_i_and_stray	45.500	61	8Eps Peg	2.1000	3900.0	91	47638	No
149	GOM_NL__2PRFIN20110410_123533_000000473101_00210_47638_1193.N1	10-APR-2011 12:35:33	Dark	47.000	154	22Bet Aqr	2.8990	5700.0	94	47638	No
150	GOM_NL__2PRFIN20110410_125047_000000593101_00211_47639_1205.N1	10-APR-2011 12:50:47	Dark	58.500	103	38Zet Sgr	2.6000	9700.0	117	47639	No
151	GOM_NL__2PRFIN20110410_125425_000000603101_00211_47639_1206.N1	10-APR-2011 12:54:25	Dark	59.500	38	20Eps Sgr	1.8360	11000.	119	47639	No
152	GOM_NL__2PRFIN20110410_125832_000000413101_00211_47639_1207.N1	10-APR-2011 12:58:32	Dark	41.000	25	35Lam Sco	1.6200	28000.	82	47639	No
153	GOM_NL__2PRFIN20110410_130517_000000423101_00211_47639_1208.N1	10-APR-2011 13:05:17	Straylight	42.000	78	Alp Lup	2.3040	28000.	84	47639	No
154	GOM_NL__2PRFIN20110410_130653_000000453101_00211_47639_1209.N1	10-APR-2011 13:06:53	Straylight	45.000	81	Eta Cen	2.3560	28000.	90	47639	No
155	GOM_NL__2PRFIN20110410_130921_000000543101_00211_47639_1210.N1	10-APR-2011 13:09:21	Straylight	54.000	54	5The Cen	2.0550	4500.0	108	47639	No
156	GOM_NL__2PRFIN20110410_131415_000000483101_00211_47639_1211.N1	10-APR-2011 13:14:15	Tw_i_and_stray	47.500	169	46Gam Hya	2.9910	4700.0	95	47639	No
157	GOM_NL__2PRFIN20110410_131803_000000493101_00211_47639_1212.N1	10-APR-2011 13:18:03	Bright	48.500	15	67Alp Vir	0.97600	28000.	97	47639	No
158	GOM_NL__2PRFIN20110410_132108_000000403101_00211_47639_1213.N1	10-APR-2011 13:21:08	Bright	39.500	121	29Gam Vir	2.7400	7200.0	79	47639	No
159	GOM_NL__2PRFIN20110410_132506_000000423101_00211_47639_1214.N1	10-APR-2011 13:25:06	Bright	42.000	138	47Eps Vir	2.8280	4700.0	84	47639	No
160	GOM_NL__2PRFIN20110410_133321_000000423101_00211_47639_1215.N1	10-APR-2011 13:33:21	Bright	41.500	152	12Alp2CVn	2.8900	11000.	83	47639	No

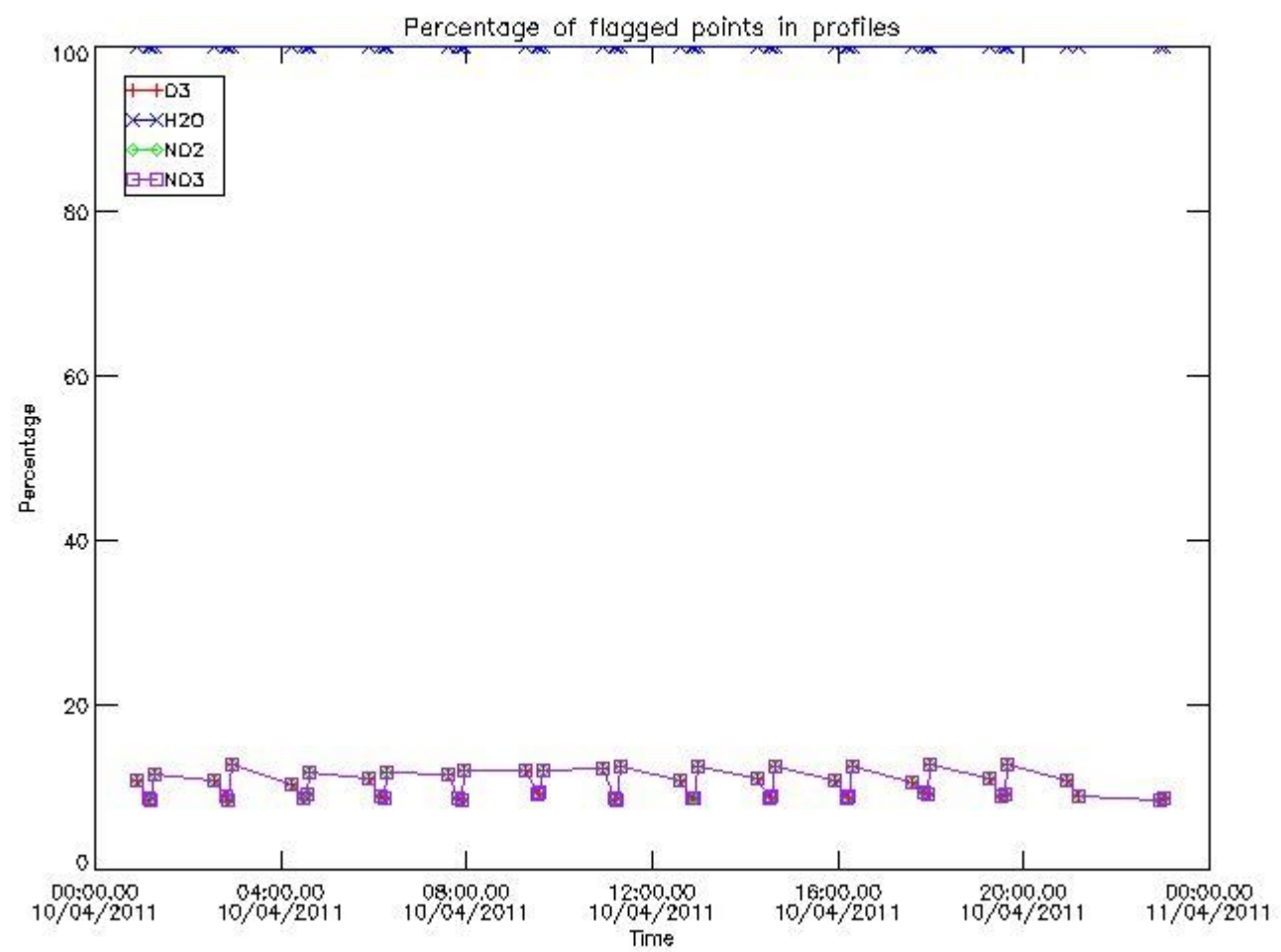
161	GOM_NL__2PRFIN20110410_133815_000000403101_00211_47639_1216.N1	10-APR-2011 13:38:15	Bright	40.000	32	77Eps UMa	1.7630	11000.	80	47639	No
162	GOM_NL__2PRFIN20110410_134440_000000373101_00211_47639_1217.N1	10-APR-2011 13:44:40	Bright	36.500	60	7Bet UMi	2.0810	3950.0	73	47639	No
163	GOM_NL__2PRFIN20110410_134633_000000443101_00211_47639_1218.N1	10-APR-2011 13:46:33	Bright	44.000	119	14Eta Dra	2.7270	4700.0	88	47639	No
164	GOM_NL__2PRFIN20110410_135434_000000383101_00211_47639_1219.N1	10-APR-2011 13:54:34	Bright	37.500	89	5Alp Cep	2.4510	8000.0	75	47639	No
165	GOM_NL__2PRFIN20110410_135947_000000463101_00211_47639_1220.N1	10-APR-2011 13:59:47	Bright	46.000	19	50Alp Cyg	1.2460	10500.	92	47639	No
166	GOM_NL__2PRFIN20110410_140131_000000523101_00211_47639_1221.N1	10-APR-2011 14:01:31	Bright	51.500	66	37Gam Cyg	2.2080	5900.0	103	47639	No
167	GOM_NL__2PRFIN20110410_140351_000000493101_00211_47639_1222.N1	10-APR-2011 14:03:51	Bright	49.000	92	53Eps Cyg	2.5000	4500.0	98	47639	No
168	GOM_NL__2PRFIN20110410_141055_000000493101_00211_47639_1223.N1	10-APR-2011 14:10:55	Tw_i_and_stray	49.000	61	8Eps Peg	2.1000	3900.0	98	47639	No
169	GOM_NL__2PRFIN20110410_141547_000000463101_00211_47639_1224.N1	10-APR-2011 14:15:47	Dark	46.000	154	22Bet Aqr	2.8990	5700.0	92	47639	No
170	GOM_NL__2PRFIN20110410_143103_000000593101_00212_47640_1236.N1	10-APR-2011 14:31:03	Dark	58.500	103	38Zet Sgr	2.6000	9700.0	117	47640	No
171	GOM_NL__2PRFIN20110410_143441_000000573101_00212_47640_1237.N1	10-APR-2011 14:34:41	Dark	57.000	38	20Eps Sgr	1.8360	11000.	114	47640	No
172	GOM_NL__2PRFIN20110410_143847_000000413101_00212_47640_1238.N1	10-APR-2011 14:38:47	Dark	41.000	25	35Lam Sco	1.6200	28000.	82	47640	No
173	GOM_NL__2PRFIN20110410_144532_000000443101_00212_47640_1239.N1	10-APR-2011 14:45:32	Straylight	43.500	78	Alp Lup	2.3040	28000.	87	47640	No
174	GOM_NL__2PRFIN20110410_144707_000000493101_00212_47640_1240.N1	10-APR-2011 14:47:07	Straylight	48.500	81	Eta Cen	2.3560	28000.	97	47640	No
175	GOM_NL__2PRFIN20110410_144936_000000513101_00212_47640_1241.N1	10-APR-2011 14:49:36	Straylight	50.500	54	5The Cen	2.0550	4500.0	101	47640	No
176	GOM_NL__2PRFIN20110410_145430_000000463101_00212_47640_1242.N1	10-APR-2011 14:54:30	Tw_i_and_stray	46.000	169	46Gam Hya	2.9910	4700.0	92	47640	No
177	GOM_NL__2PRFIN20110410_145817_000000503101_00212_47640_1243.N1	10-APR-2011 14:58:17	Bright	49.500	15	67Alp Vir	0.97600	28000.	99	47640	No
178	GOM_NL__2PRFIN20110410_150122_000000383101_00212_47640_1244.N1	10-APR-2011 15:01:22	Bright	38.000	121	29Gam Vir	2.7400	7200.0	76	47640	No
179	GOM_NL__2PRFIN20110410_150520_000000423101_00212_47640_1245.N1	10-APR-2011 15:05:20	Bright	42.000	138	47Eps Vir	2.8280	4700.0	84	47640	No
180	GOM_NL__2PRFIN20110410_151334_000000393101_00212_47640_1246.N1	10-APR-2011 15:13:34	Bright	38.500	152	12Alp2CVn	2.8900	11000.	77	47640	No
181	GOM_NL__2PRFIN20110410_151829_000000403101_00212_47640_1247.N1	10-APR-2011 15:18:29	Bright	39.500	32	77Eps UMa	1.7630	11000.	79	47640	No
182	GOM_NL__2PRFIN20110410_152454_000000373101_00212_47640_1248.N1	10-APR-2011 15:24:54	Bright	36.500	60	7Bet UMi	2.0810	3950.0	73	47640	No
183	GOM_NL__2PRFIN20110410_152646_000000463101_00212_47640_1249.N1	10-APR-2011 15:26:46	Bright	46.000	119	14Eta Dra	2.7270	4700.0	92	47640	No
184	GOM_NL__2PRFIN20110410_153448_000000473101_00212_47640_1250.N1	10-APR-2011 15:34:48	Bright	47.000	89	5Alp Cep	2.4510	8000.0	94	47640	No
185	GOM_NL__2PRFIN20110410_154001_000000473101_00212_47640_1251.N1	10-APR-2011 15:40:01	Bright	46.500	19	50Alp Cyg	1.2460	10500.	93	47640	No
186	GOM_NL__2PRFIN20110410_154145_000000503101_00212_47640_1252.N1	10-APR-2011 15:41:45	Bright	50.000	66	37Gam Cyg	2.2080	5900.0	100	47640	No
187	GOM_NL__2PRFIN20110410_154405_000000683101_00212_47640_1253.N1	10-APR-2011 15:44:05	Bright	68.000	92	53Eps Cyg	2.5000	4500.0	136	47640	No
188	GOM_NL__2PRFIN20110410_155109_000000513101_00212_47640_1254.N1	10-APR-2011 15:51:09	Tw_i_and_stray	51.000	61	8Eps Peg	2.1000	3900.0	102	47640	No
189	GOM_NL__2PRFIN20110410_155602_000000483101_00212_47640_1255.N1	10-APR-2011 15:56:02	Dark	47.500	154	22Bet Aqr	2.8990	5700.0	95	47640	No
190	GOM_NL__2PRFIN20110410_161118_000000593101_00213_47641_1265.N1	10-APR-2011 16:11:18	Dark	59.000	103	38Zet Sgr	2.6000	9700.0	118	47641	No
191	GOM_NL__2PRFIN20110410_161456_000000573101_00213_47641_1266.N1	10-APR-2011 16:14:56	Dark	57.000	38	20Eps Sgr	1.8360	11000.	114	47641	No
192	GOM_NL__2PRFIN20110410_161903_000000413101_00213_47641_1267.N1	10-APR-2011 16:19:03	Dark	41.000	25	35Lam Sco	1.6200	28000.	82	47641	No
193	GOM_NL__2PRFIN20110410_162546_000000463101_00213_47641_1268.N1	10-APR-2011 16:25:46	Straylight	45.500	78	Alp Lup	2.3040	28000.	91	47641	No
194	GOM_NL__2PRFIN20110410_162722_000000473101_00213_47641_1269.N1	10-APR-2011 16:27:22	Straylight	46.500	81	Eta Cen	2.3560	28000.	93	47641	No
195	GOM_NL__2PRFIN20110410_162950_000000503101_00213_47641_1270.N1	10-APR-2011 16:29:50	Straylight	49.500	54	5The Cen	2.0550	4500.0	99	47641	No
196	GOM_NL__2PRFIN20110410_163444_000000473101_00213_47641_1271.N1	10-APR-2011 16:34:44	Tw_i_and_stray	47.000	169	46Gam Hya	2.9910	4700.0	94	47641	No
197	GOM_NL__2PRFIN20110410_163831_000000493101_00213_47641_1272.N1	10-APR-2011 16:38:31	Bright	48.500	15	67Alp Vir	0.97600	28000.	97	47641	No
198	GOM_NL__2PRFIN20110410_164136_000000383101_00213_47641_1273.N1	10-APR-2011 16:41:36	Bright	38.000	121	29Gam Vir	2.7400	7200.0	76	47641	No
199	GOM_NL__2PRFIN20110410_164534_000000423101_00213_47641_1274.N1	10-APR-2011 16:45:34	Bright	42.000	138	47Eps Vir	2.8280	4700.0	84	47641	No
200	GOM_NL__2PRFIN20110410_165348_000000403101_00213_47641_1275.N1	10-APR-2011 16:53:48	Bright	40.000	152	12Alp2CVn	2.8900	11000.	80	47641	No
201	GOM_NL__2PRFIN20110410_165842_000000403101_00213_47641_1276.N1	10-APR-2011 16:58:42	Bright	40.000	32	77Eps UMa	1.7630	11000.	80	47641	No
202	GOM_NL__2PRFIN20110410_170507_000000403101_00213_47641_1277.N1	10-APR-2011 17:05:07	Bright	40.000	60	7Bet UMi	2.0810	3950.0	80	47641	No
203	GOM_NL__2PRFIN20110410_170659_000000483101_00213_47641_1278.N1	10-APR-2011 17:06:59	Bright	47.500	119	14Eta Dra	2.7270	4700.0	95	47641	No
204	GOM_NL__2PRFIN20110410_171502_000000403101_00213_47641_1279.N1	10-APR-2011 17:15:02	Bright	40.000	89	5Alp Cep	2.4510	8000.0	80	47641	No
205	GOM_NL__2PRFIN20110410_172015_000000473101_00213_47641_1280.N1	10-APR-2011 17:20:15	Bright	47.000	19	50Alp Cyg	1.2460	10500.	94	47641	No
206	GOM_NL__2PRFIN20110410_172158_000000513101_00213_47641_1281.N1	10-APR-2011 17:21:58	Bright	50.500	66	37Gam Cyg	2.2080	5900.0	101	47641	No
207	GOM_NL__2PRFIN20110410_172419_000000503101_00213_47641_1282.N1	10-APR-2011 17:24:19	Bright	50.000	92	53Eps Cyg	2.5000	4500.0	100	47641	No
208	GOM_NL__2PRFIN20110410_173124_000000523101_00213_47641_1283.N1	10-APR-2011 17:31:24	Tw_i_and_stray	51.500	61	8Eps Peg	2.1000	3900.0	103	47641	No
209	GOM_NL__2PRFIN20110410_173616_000000493101_00213_47641_1284.N1	10-APR-2011 17:36:16	Dark	48.500	154	22Bet Aqr	2.8990	5700.0	97	47641	No
210	GOM_NL__2PRFIN20110410_175134_000000593101_00214_47642_1420.N1	10-APR-2011 17:51:34	Dark	59.000	103	38Zet Sgr	2.6000	9700.0	118	47642	No
211	GOM_NL__2PRFIN20110410_175512_000000553101_00214_47642_1421.N1	10-APR-2011 17:55:12	Dark	55.000	38	20Eps Sgr	1.8360	11000.	110	47642	No
212	GOM_NL__2PRFIN20110410_175918_000000403101_00214_47642_1422.N1	10-APR-2011 17:59:18	Dark	40.000	25	35Lam Sco	1.6200	28000.	80	47642	No
213	GOM_NL__2PRFIN20110410_180601_000000413101_00214_47642_1423.N1	10-APR-2011 18:06:01	Straylight	41.000	78	Alp Lup	2.3040	28000.	82	47642	No
214	GOM_NL__2PRFIN20110410_180737_000000483101_00214_47642_1424.N1	10-APR-2011 18:07:37	Straylight	47.500	81	Eta Cen	2.3560	28000.	95	47642	No
215	GOM_NL__2PRFIN20110410_181004_000000493101_00214_47642_1425.N1	10-APR-2011 18:10:04	Straylight	48.500	54	5The Cen	2.0550	4500.0	97	47642	No
216	GOM_NL__2PRFIN20110410_181458_000000443101_00214_47642_1426.N1	10-APR-2011 18:14:58	Tw_i_and_stray	44.000	169	46Gam Hya	2.9910	4700.0	88	47642	No
217	GOM_NL__2PRFIN20110410_181845_000000513101_00214_47642_1427.N1	10-APR-2011 18:18:45	Bright	51.000	15	67Alp Vir	0.97600	28000.	102	47642	No
218	GOM_NL__2PRFIN20110410_182150_000000393101_00214_47642_1428.N1	10-APR-2011 18:21:50	Bright	39.000	121	29Gam Vir	2.7400	7200.0	78	47642	No
219	GOM_NL__2PRFIN20110410_182548_000000423101_00214_47642_1429.N1	10-APR-2011 18:25:48	Bright	42.000	138	47Eps Vir	2.8280	4700.0	84	47642	No

220	GOM_NL__2PRFIN20110410_183401_000000413101_00214_47642_1430.N1	10-APR-2011 18:34:01	Bright	41.000	152	12Alp2CVn	2.8900	11000.	82	47642	No
221	GOM_NL__2PRFIN20110410_183856_000000383101_00214_47642_1431.N1	10-APR-2011 18:38:56	Bright	37.500	32	77Eps UMa	1.7630	11000.	75	47642	No
222	GOM_NL__2PRFIN20110410_184521_000000413101_00214_47642_1432.N1	10-APR-2011 18:45:21	Bright	41.000	60	7Bet UMi	2.0810	3950.0	82	47642	No
223	GOM_NL__2PRFIN20110410_184713_000000483101_00214_47642_1433.N1	10-APR-2011 18:47:13	Bright	47.500	119	14Eta Dra	2.7270	4700.0	95	47642	No
224	GOM_NL__2PRFIN20110410_185516_000000403101_00214_47642_1434.N1	10-APR-2011 18:55:16	Bright	39.500	89	5Alp Cep	2.4510	8000.0	79	47642	No
225	GOM_NL__2PRFIN20110410_190029_000000473101_00214_47642_1435.N1	10-APR-2011 19:00:29	Bright	46.500	19	50Alp Cyg	1.2460	10500.	93	47642	No
226	GOM_NL__2PRFIN20110410_190212_000000523101_00214_47642_1436.N1	10-APR-2011 19:02:12	Bright	51.500	66	37Gam Cyg	2.2080	5900.0	103	47642	No
227	GOM_NL__2PRFIN20110410_190434_000000493101_00214_47642_1437.N1	10-APR-2011 19:04:34	Bright	49.000	92	53Eps Cyg	2.5000	4500.0	98	47642	No
228	GOM_NL__2PRFIN20110410_191138_000000493101_00214_47642_1438.N1	10-APR-2011 19:11:38	Twi_and_stray	48.500	61	8Eps Peg	2.1000	3900.0	97	47642	No
229	GOM_NL__2PRFIN20110410_191631_000000463101_00214_47642_1439.N1	10-APR-2011 19:16:31	Dark	45.500	154	22Bet Aqr	2.8990	5700.0	91	47642	No
230	GOM_NL__2PRFIN20110410_193149_000000583101_00215_47643_1437.N1	10-APR-2011 19:31:49	Dark	57.500	103	38Zet Sgr	2.6000	9700.0	115	47643	No
231	GOM_NL__2PRFIN20110410_193527_000000553101_00215_47643_1438.N1	10-APR-2011 19:35:27	Dark	55.000	38	20Eps Sgr	1.8360	11000.	110	47643	No
232	GOM_NL__2PRFIN20110410_193934_000000403101_00215_47643_1439.N1	10-APR-2011 19:39:34	Dark	40.000	25	35Lam Sco	1.6200	28000.	80	47643	No
233	GOM_NL__2PRFIN20110410_194615_000000433101_00215_47643_1440.N1	10-APR-2011 19:46:15	Straylight	42.500	78	Alp Lup	2.3040	28000.	85	47643	No
234	GOM_NL__2PRFIN20110410_194751_000000463101_00215_47643_1441.N1	10-APR-2011 19:47:51	Straylight	45.500	81	Eta Cen	2.3560	28000.	91	47643	No
235	GOM_NL__2PRFIN20110410_195019_000000513101_00215_47643_1442.N1	10-APR-2011 19:50:19	Straylight	50.500	54	5The Cen	2.0550	4500.0	101	47643	No
236	GOM_NL__2PRFIN20110410_195512_000000473101_00215_47643_1443.N1	10-APR-2011 19:55:12	Twi_and_stray	47.000	169	46Gam Hya	2.9910	4700.0	94	47643	No
237	GOM_NL__2PRFIN20110410_195859_000000493101_00215_47643_1444.N1	10-APR-2011 19:58:59	Bright	49.000	15	67Alp Vir	0.97600	28000.	98	47643	No
238	GOM_NL__2PRFIN20110410_200204_000000393101_00215_47643_1445.N1	10-APR-2011 20:02:04	Bright	38.500	121	29Gam Vir	2.7400	7200.0	77	47643	No
239	GOM_NL__2PRFIN20110410_200601_000000413101_00215_47643_1446.N1	10-APR-2011 20:06:01	Bright	41.000	138	47Eps Vir	2.8280	4700.0	82	47643	No
240	GOM_NL__2PRFIN20110410_201415_000000403101_00215_47643_1447.N1	10-APR-2011 20:14:15	Bright	39.500	152	12Alp2CVn	2.8900	11000.	79	47643	No
241	GOM_NL__2PRFIN20110410_201910_000000383101_00215_47643_1448.N1	10-APR-2011 20:19:10	Bright	37.500	32	77Eps UMa	1.7630	11000.	75	47643	No
242	GOM_NL__2PRFIN20110410_202535_000000403101_00215_47643_1449.N1	10-APR-2011 20:25:35	Bright	39.500	60	7Bet UMi	2.0810	3950.0	79	47643	No
243	GOM_NL__2PRFIN20110410_202726_000000493101_00215_47643_1450.N1	10-APR-2011 20:27:26	Bright	48.500	119	14Eta Dra	2.7270	4700.0	97	47643	No
244	GOM_NL__2PRFIN20110410_203529_000000533101_00215_47643_1451.N1	10-APR-2011 20:35:29	Bright	52.500	89	5Alp Cep	2.4510	8000.0	105	47643	No
245	GOM_NL__2PRFIN20110410_204043_000000463101_00215_47643_1452.N1	10-APR-2011 20:40:43	Bright	45.500	19	50Alp Cyg	1.2460	10500.	91	47643	No
246	GOM_NL__2PRFIN20110410_204226_000000493101_00215_47643_1453.N1	10-APR-2011 20:42:26	Bright	49.000	66	37Gam Cyg	2.2080	5900.0	98	47643	No
247	GOM_NL__2PRFIN20110410_204448_000000503101_00215_47643_1454.N1	10-APR-2011 20:44:48	Bright	50.000	92	53Eps Cyg	2.5000	4500.0	100	47643	No
248	GOM_NL__2PRFIN20110410_205152_000000483101_00215_47643_1455.N1	10-APR-2011 20:51:52	Twi_and_stray	48.000	61	8Eps Peg	2.1000	3900.0	96	47643	No
249	GOM_NL__2PRFIN20110410_205646_000000483101_00215_47643_1456.N1	10-APR-2011 20:56:46	Dark	47.500	154	22Bet Aqr	2.8990	5700.0	95	47643	No
250	GOM_NL__2PRFIN20110410_211205_000000573101_00216_47644_1886.N1	10-APR-2011 21:12:05	Dark	57.000	103	38Zet Sgr	2.6000	9700.0	114	47644	No
251	GOM_NL__2PRFIN20110410_225558_000000613101_00217_47645_1477.N1	10-APR-2011 22:55:58	Dark	60.500	38	20Eps Sgr	1.8360	11000.	121	47645	No
252	GOM_NL__2PRFIN20110410_230004_000000603101_00217_47645_1478.N1	10-APR-2011 23:00:04	Dark	59.500	25	35Lam Sco	1.6200	28000.	119	47645	No
253	GOM_NL__2PRFIN20110410_230408_000000493101_00217_47645_1479.N1	10-APR-2011 23:04:08	Straylight	49.000	75	26Eps Sco	2.2910	4250.0	98	47645	No
254	GOM_NL__2PRFIN20110410_230644_000000433101_00217_47645_1480.N1	10-APR-2011 23:06:44	Straylight	42.500	78	Alp Lup	2.3040	28000.	85	47645	No
255	GOM_NL__2PRFIN20110410_230820_000000433101_00217_47645_1481.N1	10-APR-2011 23:08:20	Straylight	42.500	81	Eta Cen	2.3560	28000.	85	47645	No
256	GOM_NL__2PRFIN20110410_231047_000000513101_00217_47645_1482.N1	10-APR-2011 23:10:47	Straylight	51.000	54	5The Cen	2.0550	4500.0	102	47645	No
257	GOM_NL__2PRFIN20110410_231541_000000453101_00217_47645_1483.N1	10-APR-2011 23:15:41	Twi_and_stray	45.000	169	46Gam Hya	2.9910	4700.0	90	47645	No
258	GOM_NL__2PRFIN20110410_231927_000000503101_00217_47645_1484.N1	10-APR-2011 23:19:27	Bright	49.500	15	67Alp Vir	0.97600	28000.	99	47645	No
259	GOM_NL__2PRFIN20110410_232231_000000413101_00217_47645_1485.N1	10-APR-2011 23:22:31	Bright	40.500	121	29Gam Vir	2.7400	7200.0	81	47645	No
260	GOM_NL__2PRFIN20110410_232629_000000413101_00217_47645_1486.N1	10-APR-2011 23:26:29	Bright	41.000	138	47Eps Vir	2.8280	4700.0	82	47645	No
261	GOM_NL__2PRFIN20110410_233016_000000513101_00217_47645_1487.N1	10-APR-2011 23:30:16	Bright	51.000	111	8Eta Boo	2.6800	6000.0	102	47645	No
262	GOM_NL__2PRFIN20110410_233442_000000403101_00217_47645_1488.N1	10-APR-2011 23:34:42	Bright	39.500	152	12Alp2CVn	2.8900	11000.	79	47645	No
263	GOM_NL__2PRFIN20110410_233937_000000403101_00217_47645_1489.N1	10-APR-2011 23:39:37	Bright	40.000	32	77Eps UMa	1.7630	11000.	80	47645	No
264	GOM_NL__2PRFIN20110410_234602_000000413101_00217_47645_1490.N1	10-APR-2011 23:46:02	Bright	40.500	60	7Bet UMi	2.0810	3950.0	81	47645	No
265	GOM_NL__2PRFIN20110410_234752_000000463101_00217_47645_1491.N1	10-APR-2011 23:47:52	Bright	46.000	119	14Eta Dra	2.7270	4700.0	92	47645	No
266	GOM_NL__2PRFIN20110410_235557_000000403101_00217_47645_1492.N1	10-APR-2011 23:55:57	Bright	39.500	89	5Alp Cep	2.4510	8000.0	79	47645	No

3. Quality information per product

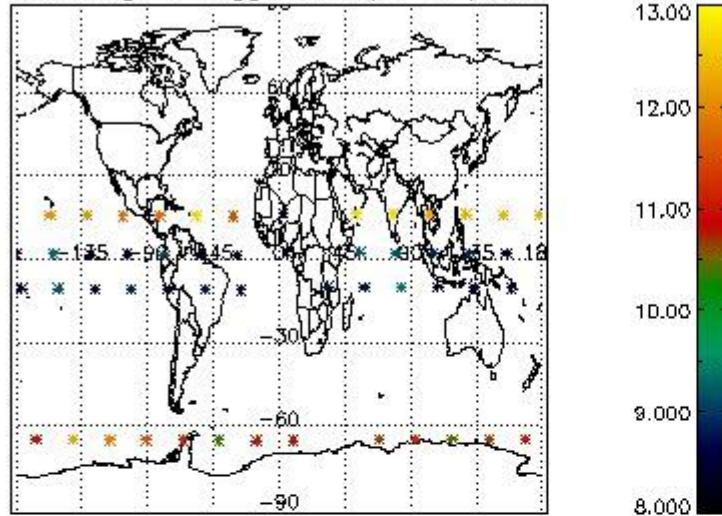
In this section it is plotted some information contained in the Quality Summary data set of the level 2 products. Only products in dark limb conditions and without errors (error flag in the MPH set to "0") are used.

3.1 Plot quality information per product (time dependant)

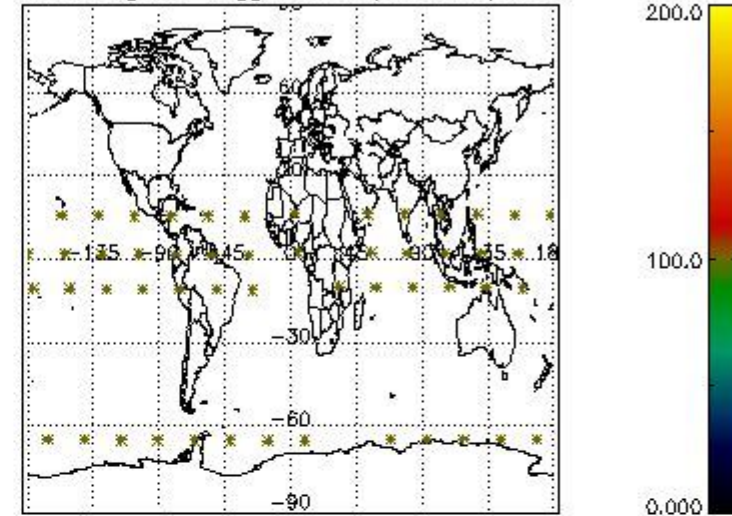


3.2 Plot quality information per product (world map)

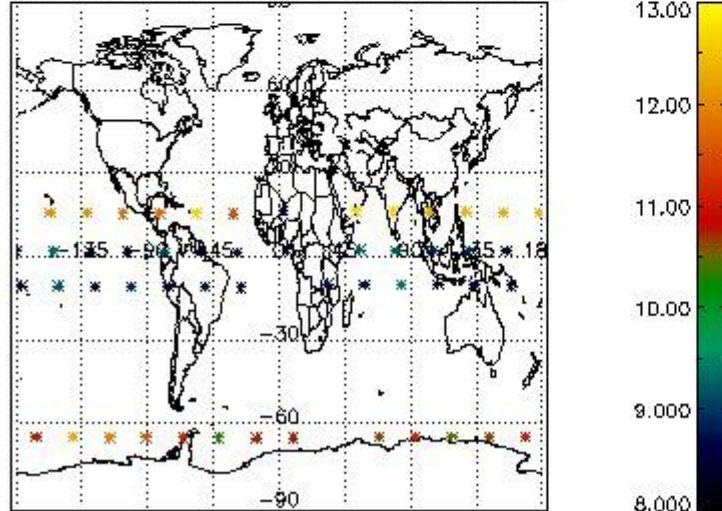
Percentage of flagged data per O3 profile



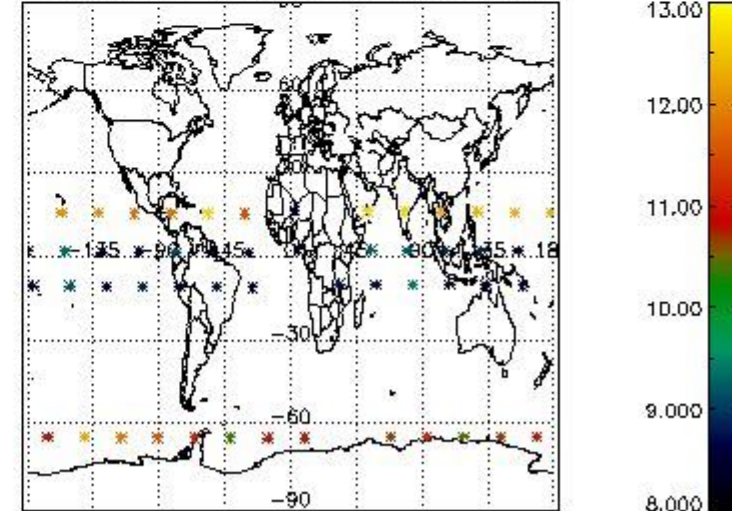
Percentage of flagged data per H2O profile



Percentage of flagged data per NO2 profile



Percentage of flagged data per NO3 profile

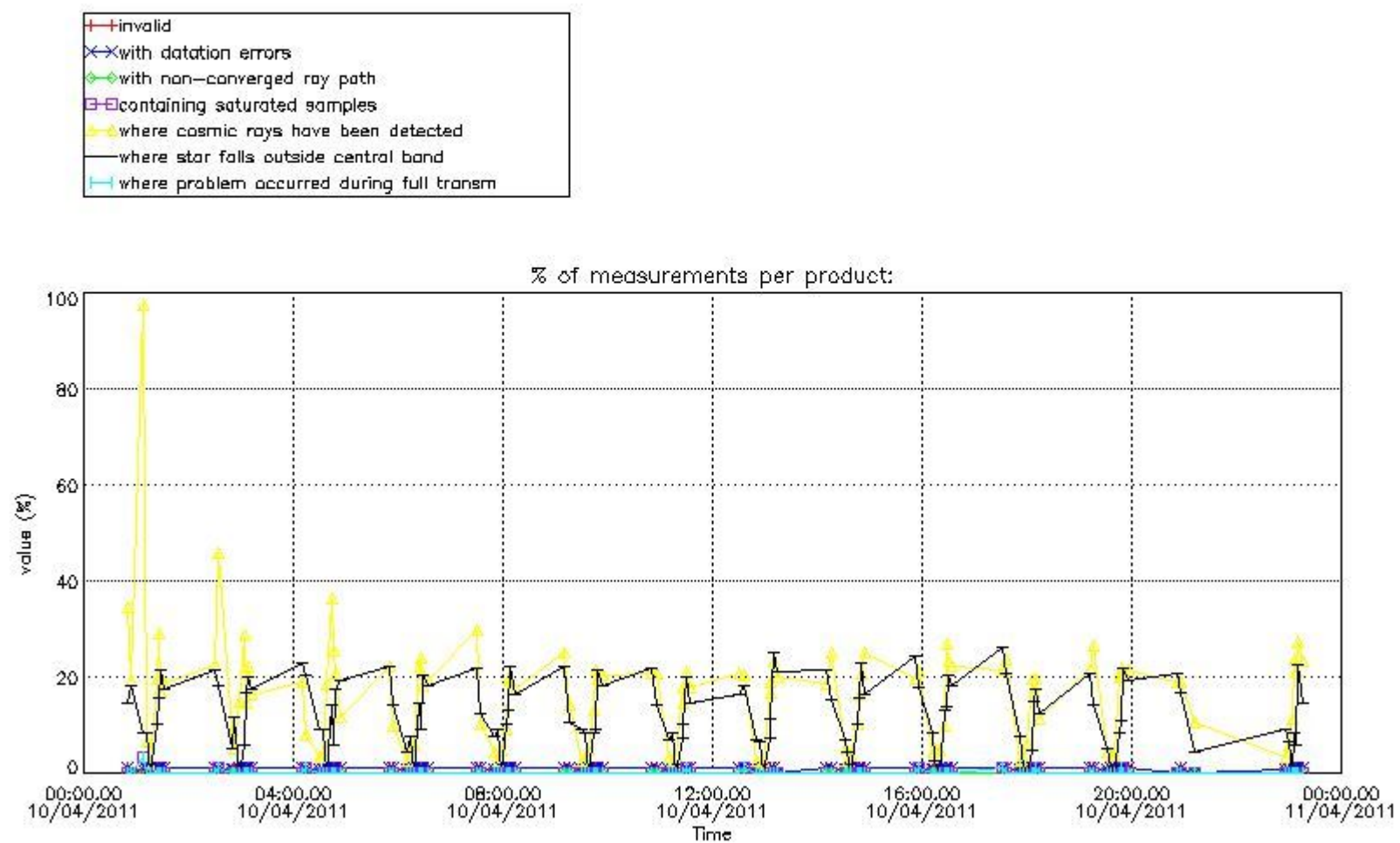


4. Level 1 quality information per product

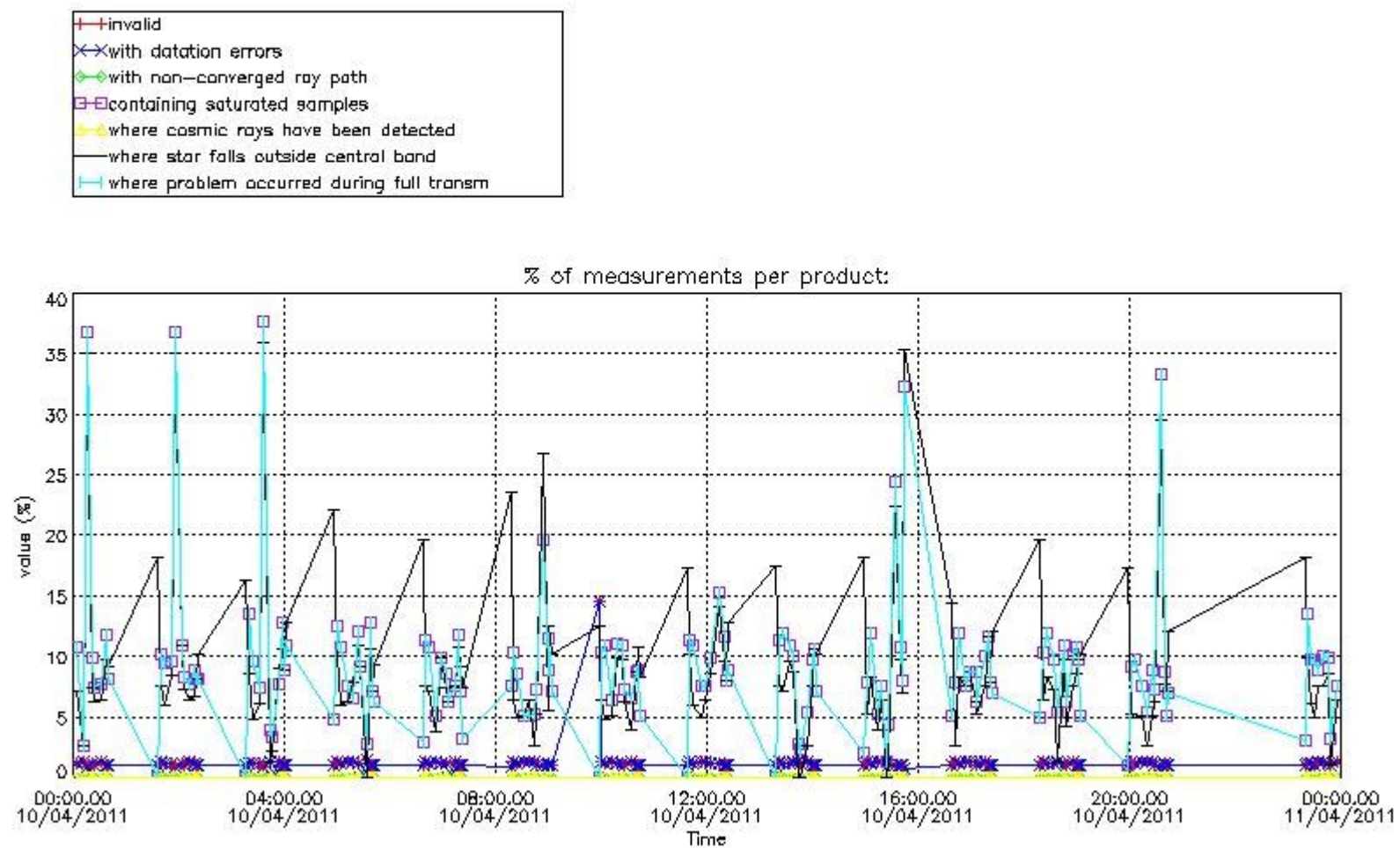
In this section it is plotted some information contained in the Quality Summary data set of the level 2 products that comes from the level 1b processing. Products without errors (error flag in the MPH set to "0") are used.

4.1 Plot quality information per product (time dependant) coming from level 1b processing

4.1.1 Plot level 1 quality information per product (time dependant): ENVISAT ASCENDING passes

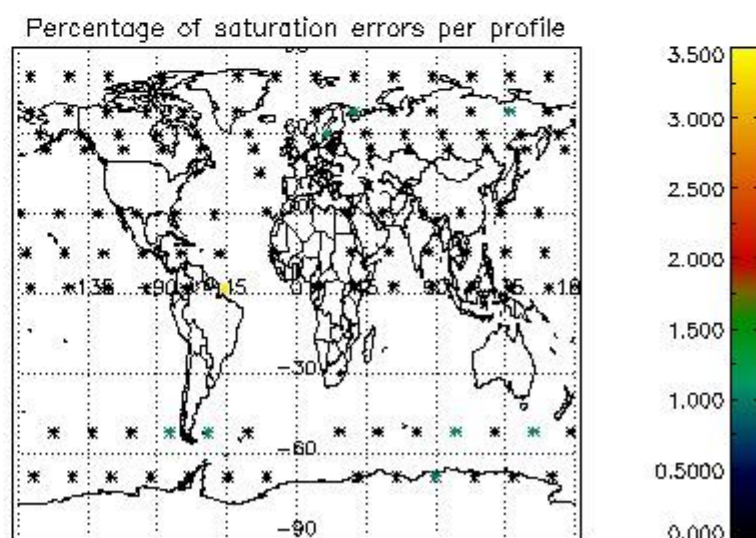
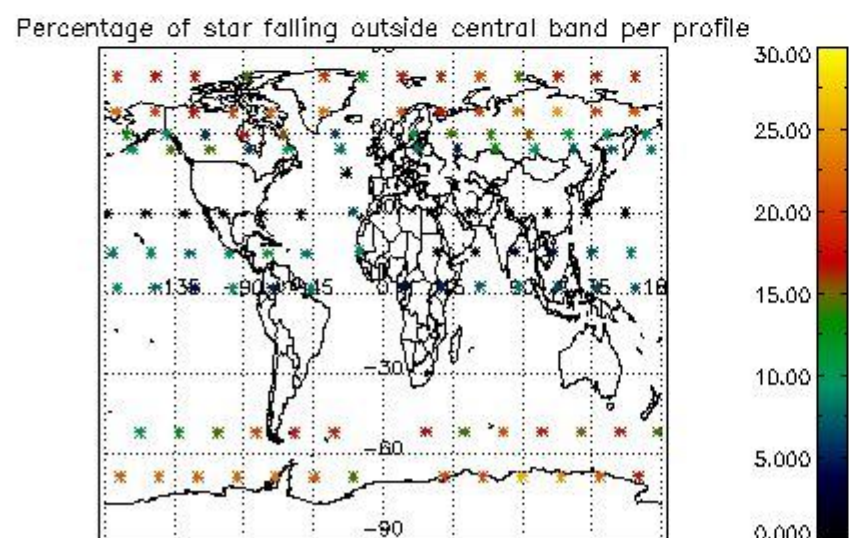
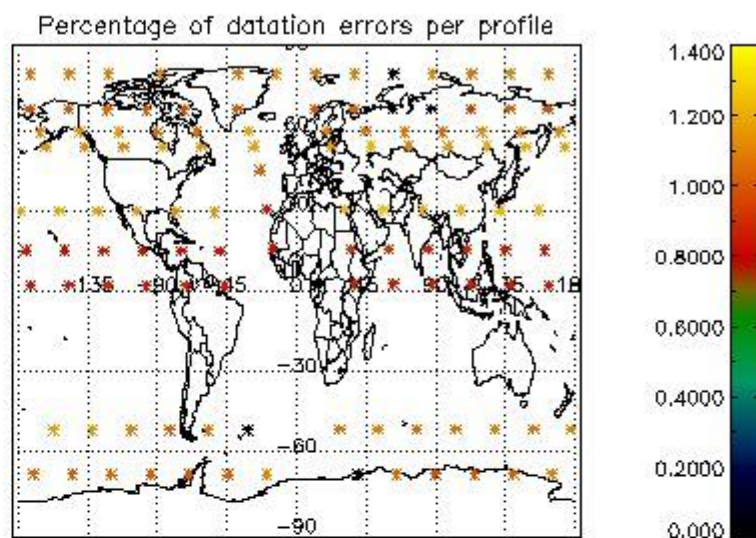
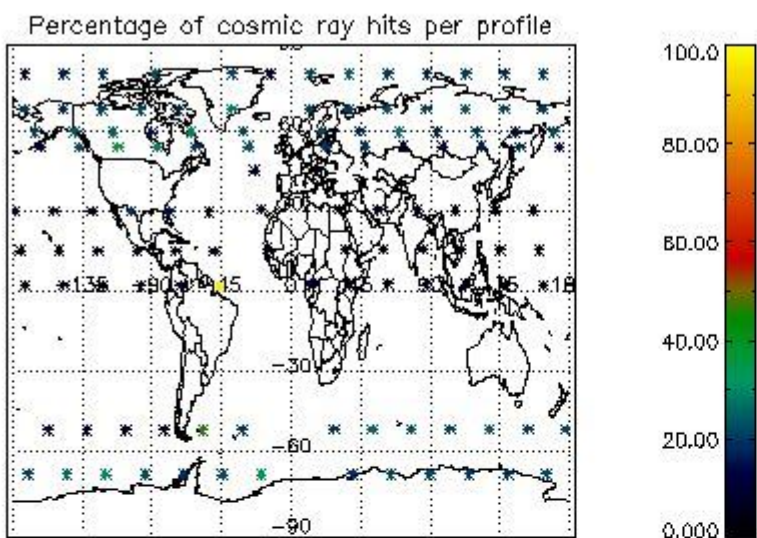


4.1.2 Plot level 1 quality information per product (time dependant): ENVI SAT DESCENDING passes

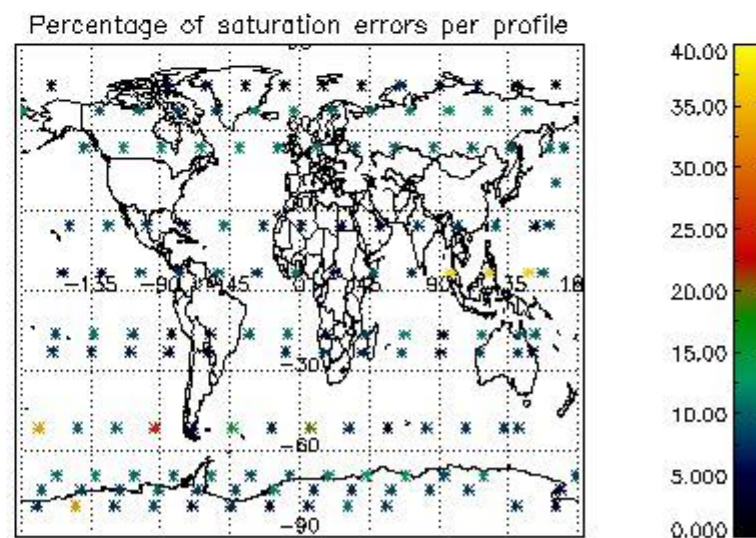
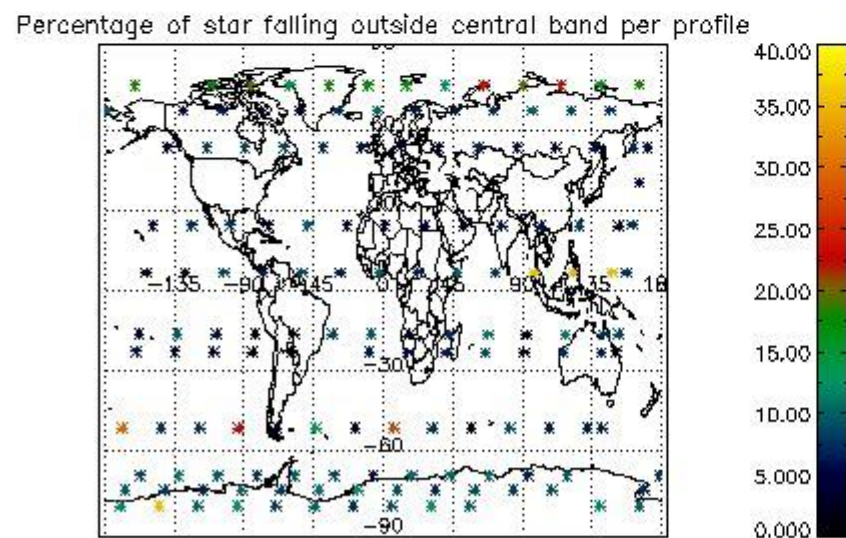
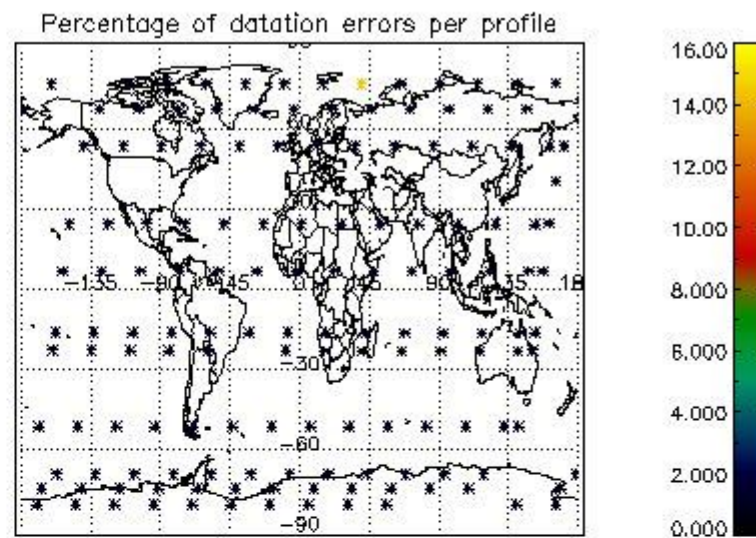
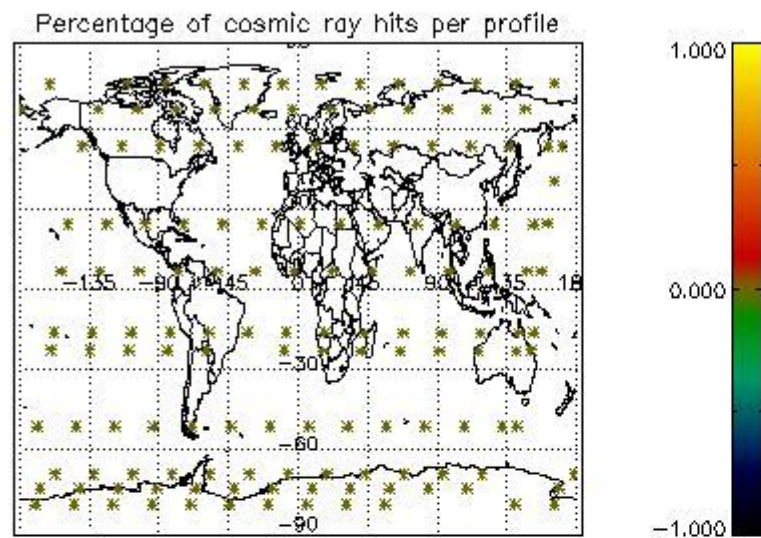


4.2 Plot quality information per product coming from level 1b processing (world map)

4.2.1 Plot level 1 quality information per product (world map): ENVISAT ASCENDING passes



4.2.2 Plot level 1 quality information per product (world map): ENVISAT DESCENDING passes



5. Trace gas profiles

5.1 Ozone statistics based on quality of products

The final quality of the products can be "measured" using the STD (Standard Deviation) attached to every point profile. This information is written to the parameter GOM_NL__2P/NL_LOCAL_SPECIES_DENSITY/o3_std of the level 2 products. The table below shows the statistics for given STD ranges.

The statistics are given with respect to the overall valid production:

- Products without fatal errors: GOM_NL__2P/MPH/PRODUCT_ERR=0
- Valid point profile: GOM_NL__2P/NL_LOCAL_SPECIES_DENSITY/pcd(0)=0

The 'Criteria' is applied to valid points of dark limb products:

- Products in dark limb illumination condition: GOM_NL__2P/NL_SUMMARY_QUALITY/obs_ill_cond=0
- Products without fatal errors: GOM_NL__2P/MPH/PRODUCT_ERR=0
- Valid point profile: GOM_NL__2P/NL_LOCAL_SPECIES_DENSITY/pcd(0)=0

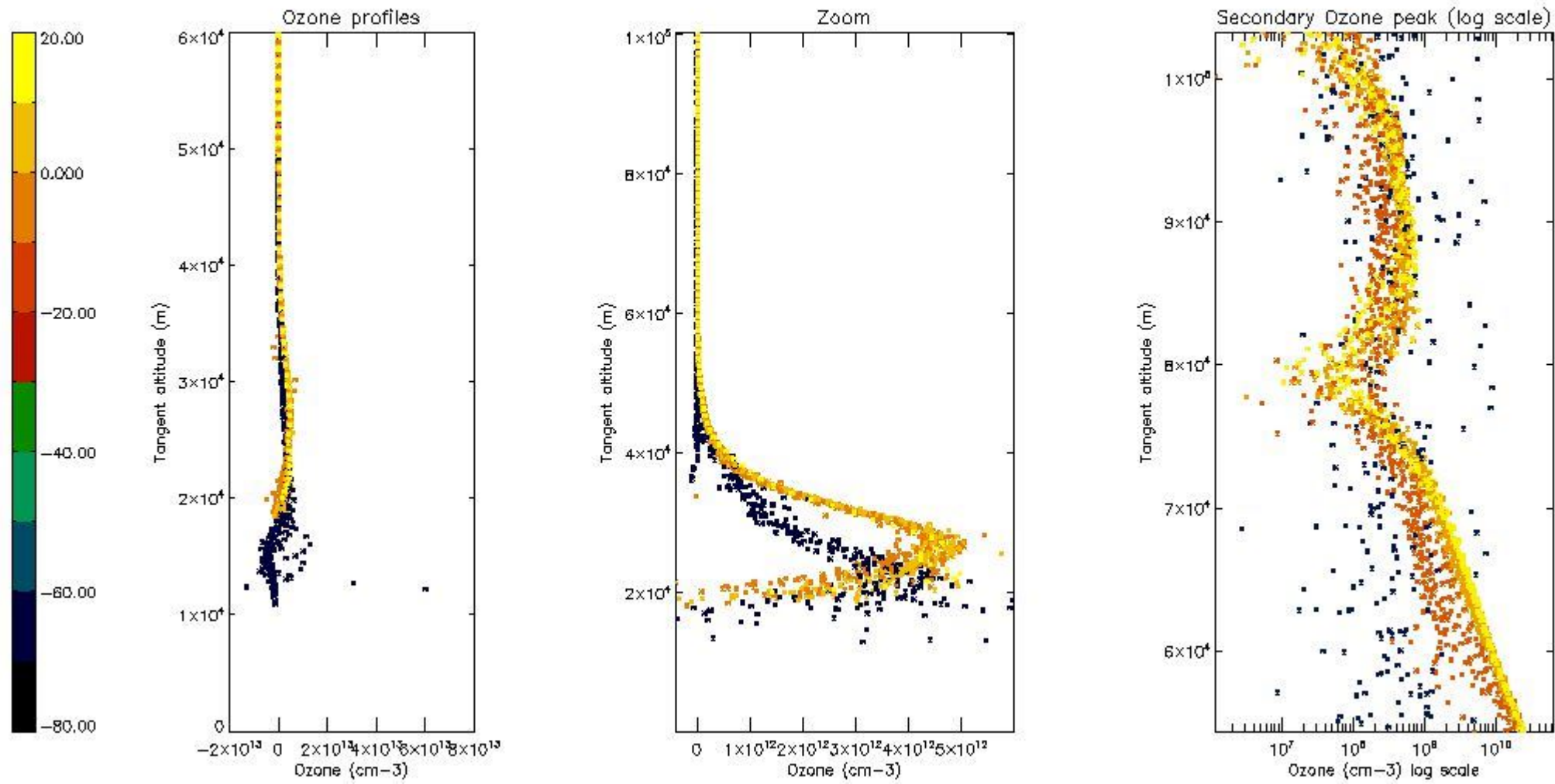
So, the table below shows the percentage of dark limb and valid observations for each criteria with respect to the overall valid daily observations.

Criteria	% of total production
All STD	22
STD < 20	11

STD < 10	8
STD < 5	5

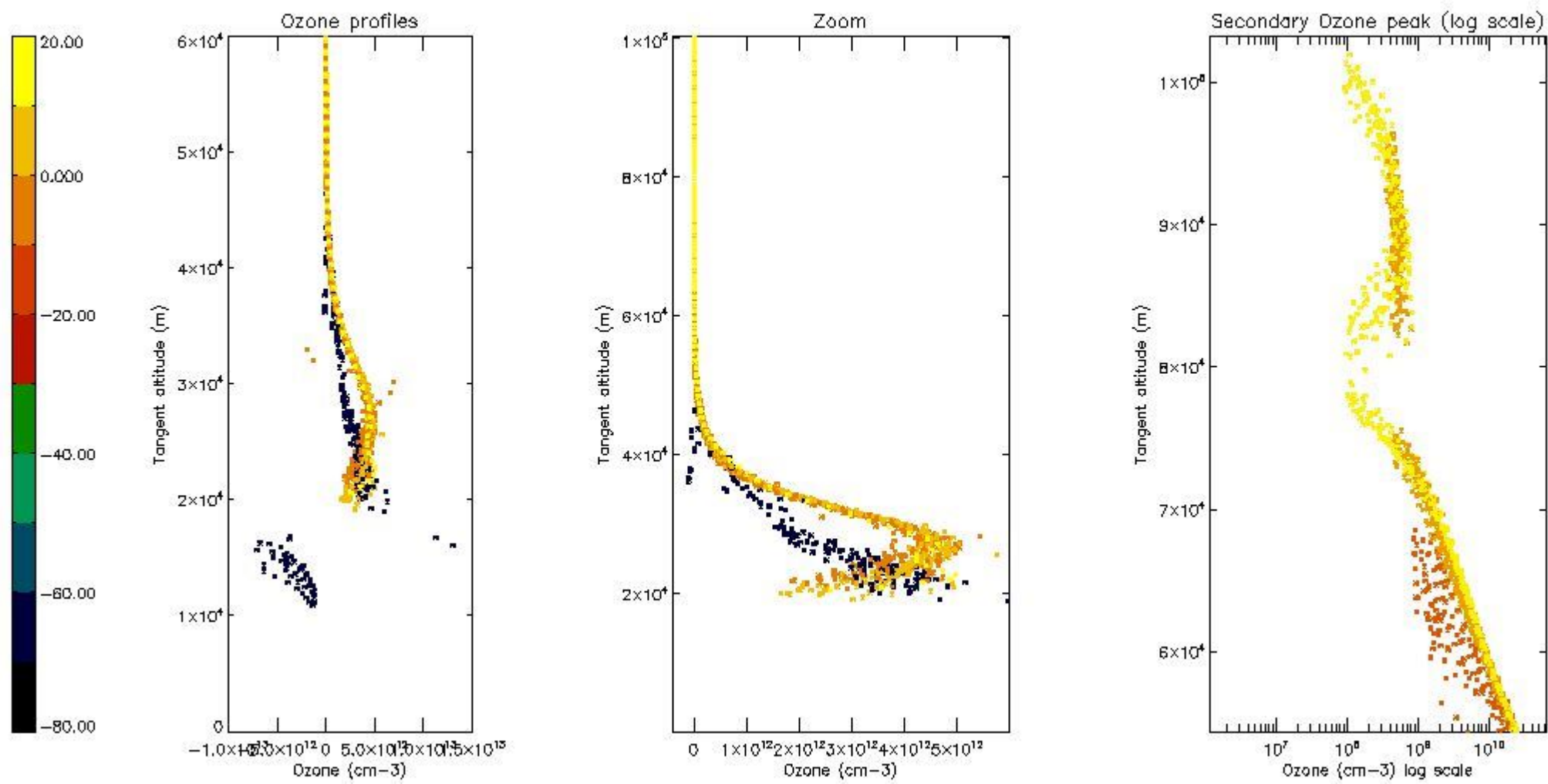
5.2 Plot ozone profiles for all STD (dark without errors)

The colorbar represents the latitude.



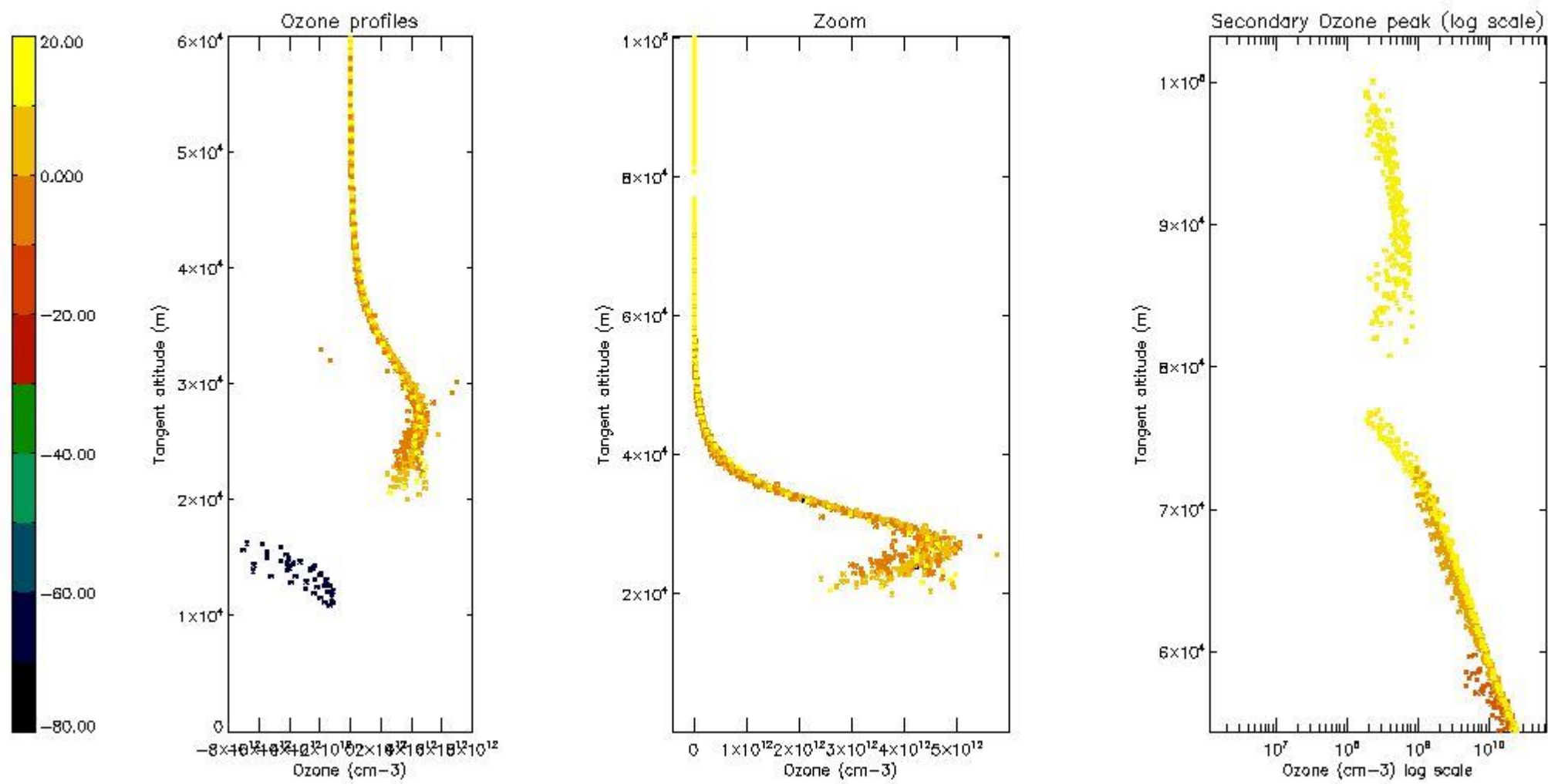
5.3 Plot ozone profiles where STD < 20% (dark without errors)

The colorbar represents the latitude.



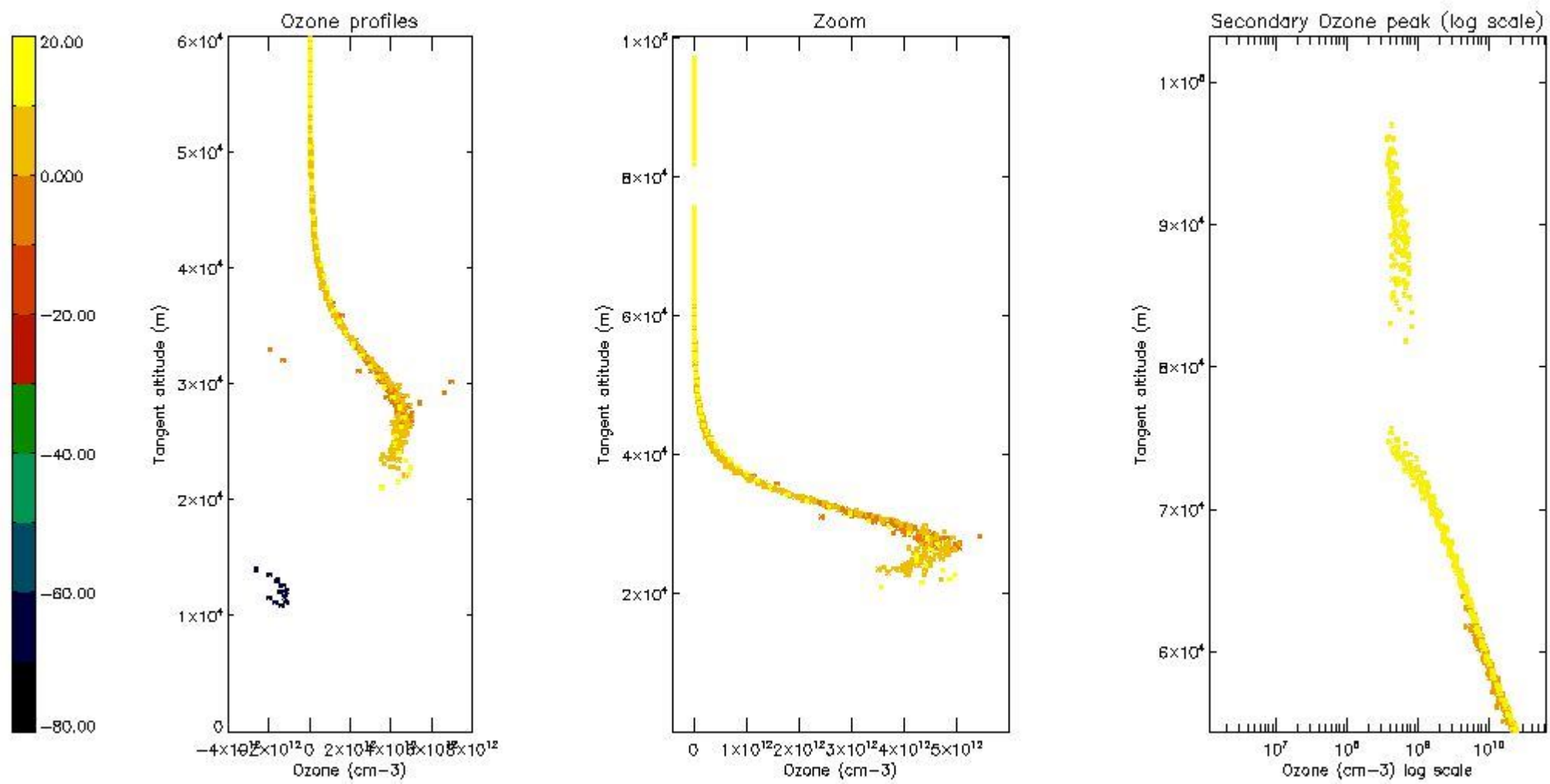
5.4 Plot ozone profiles where STD < 10% (dark without errors)

The colorbar represents the latitude.



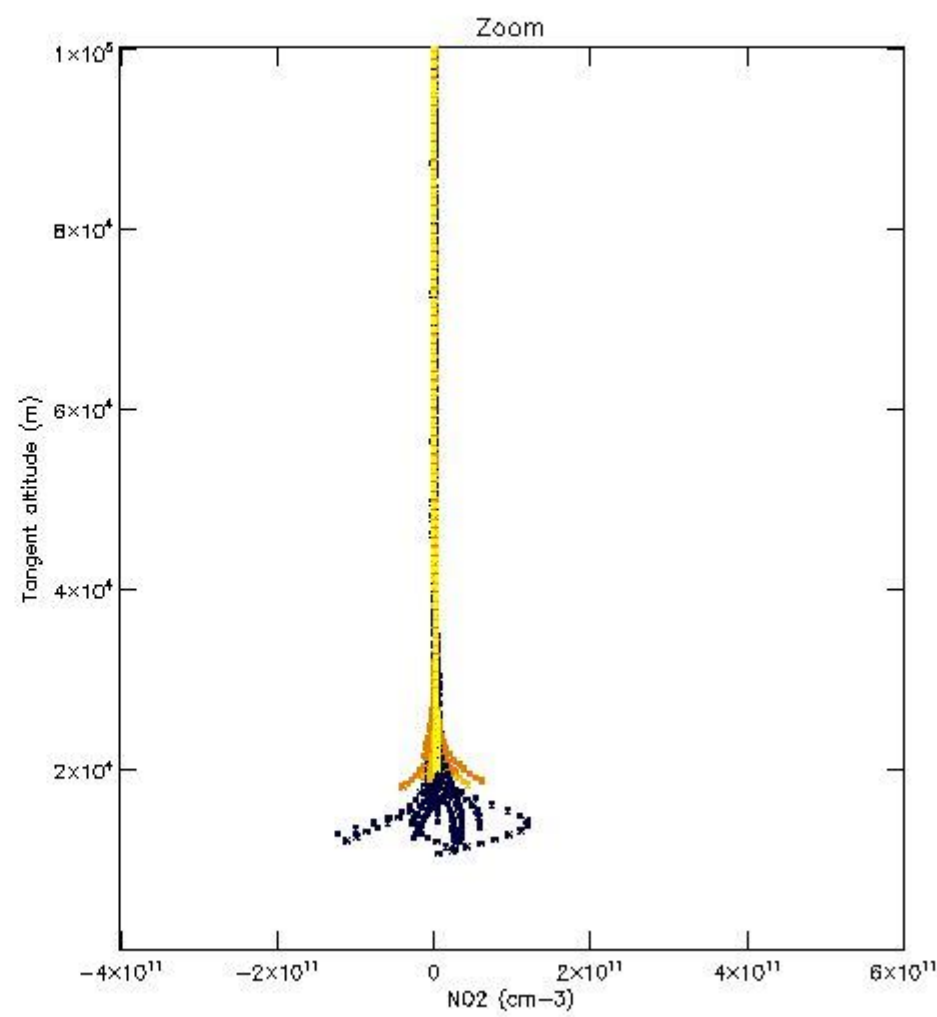
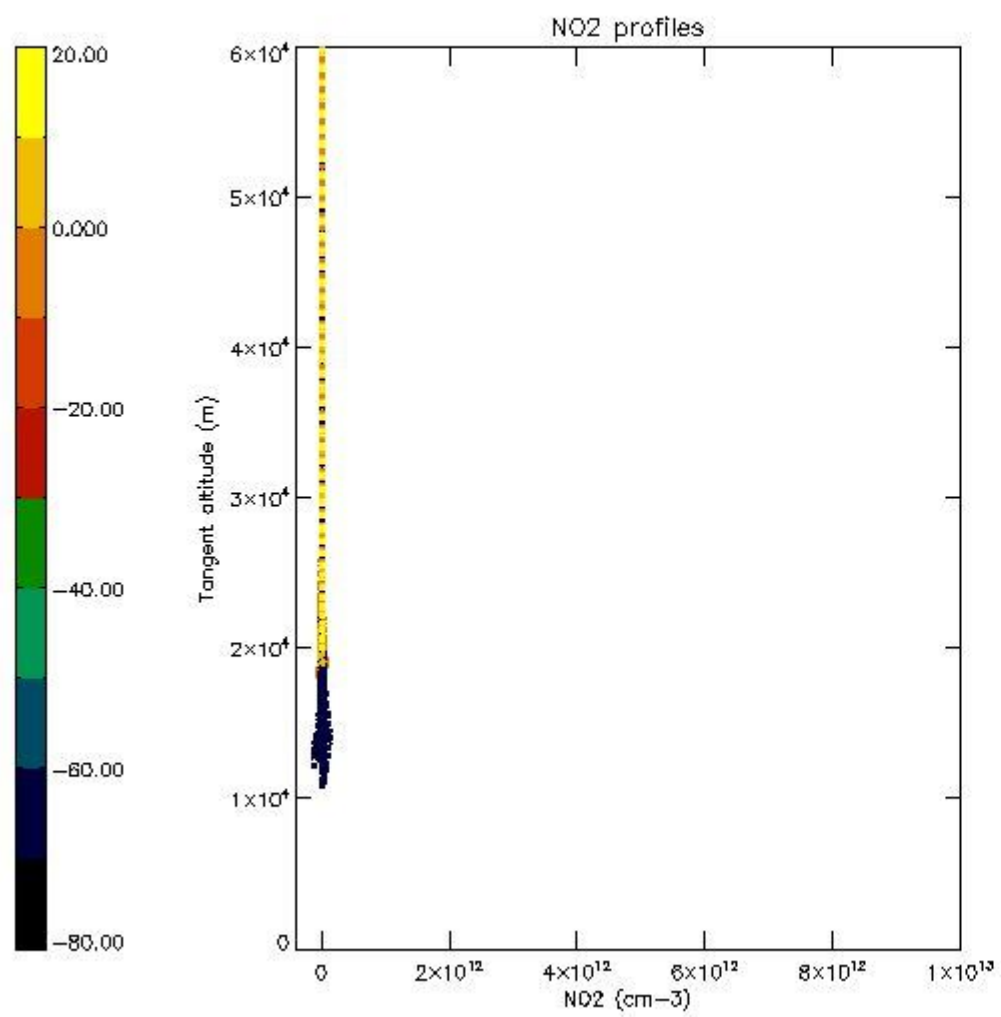
5.5 Plot ozone profiles where STD < 5% (dark without errors)

The colorbar represents the latitude.



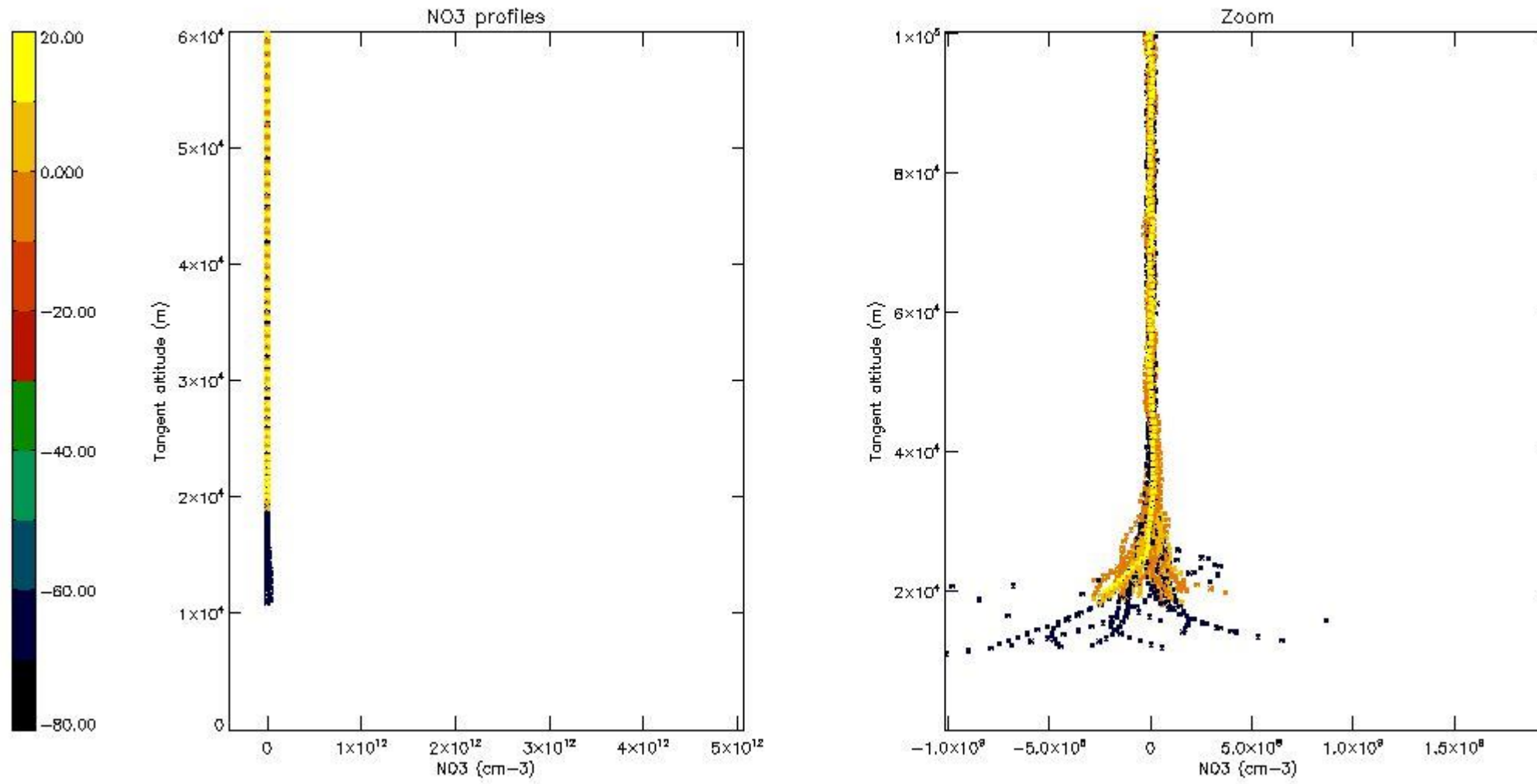
5.6 Plot NO₂ profiles for all STD (dark without errors)

The colorbar represents the latitude.



5.7 Plot NO3 profiles for all STD (dark without errors)

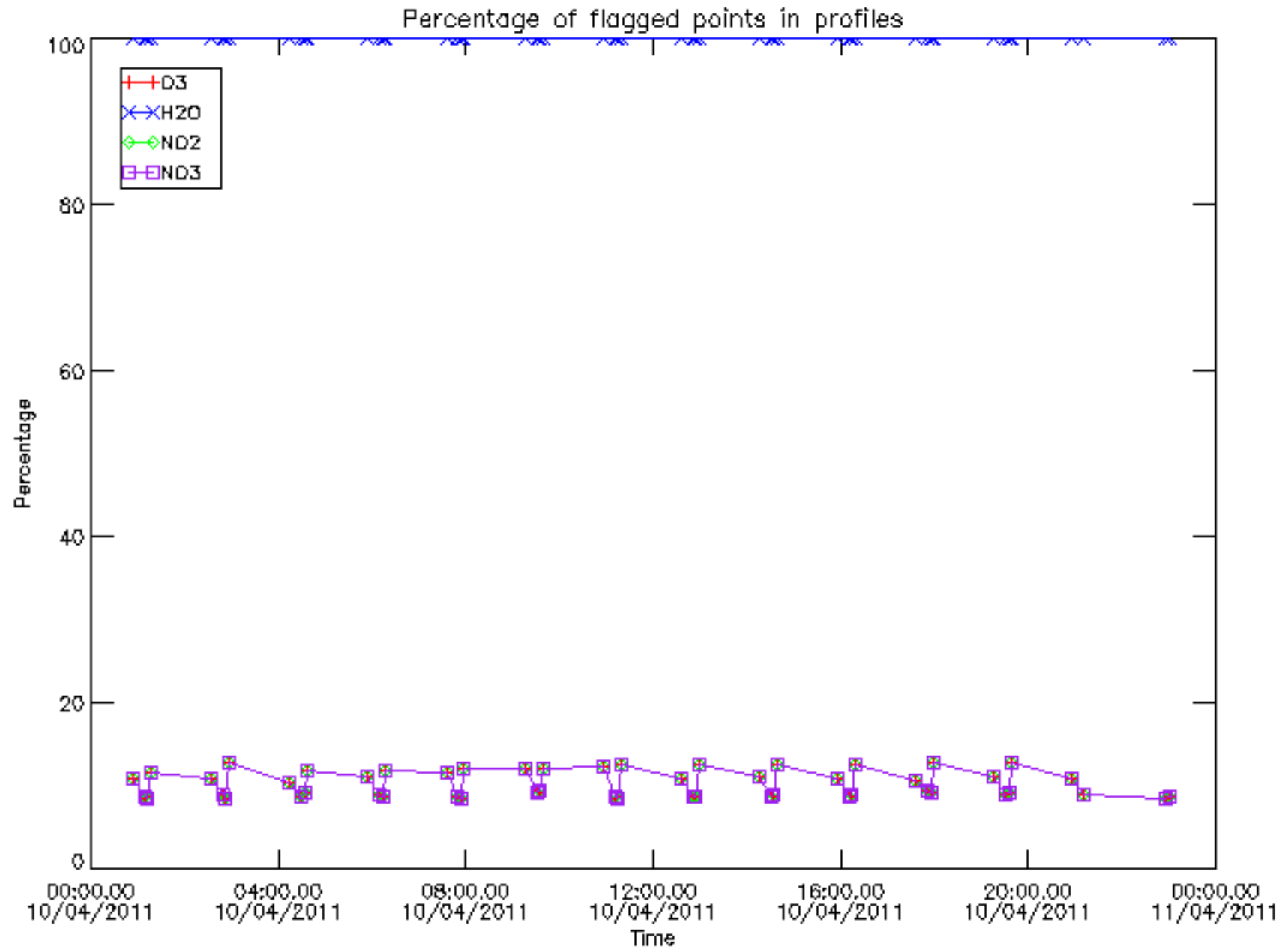
The colorbar represents the latitude.



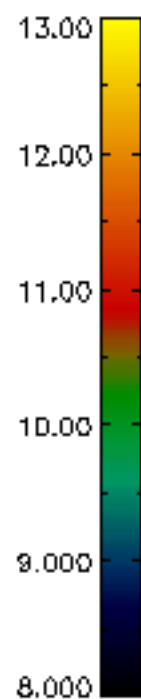
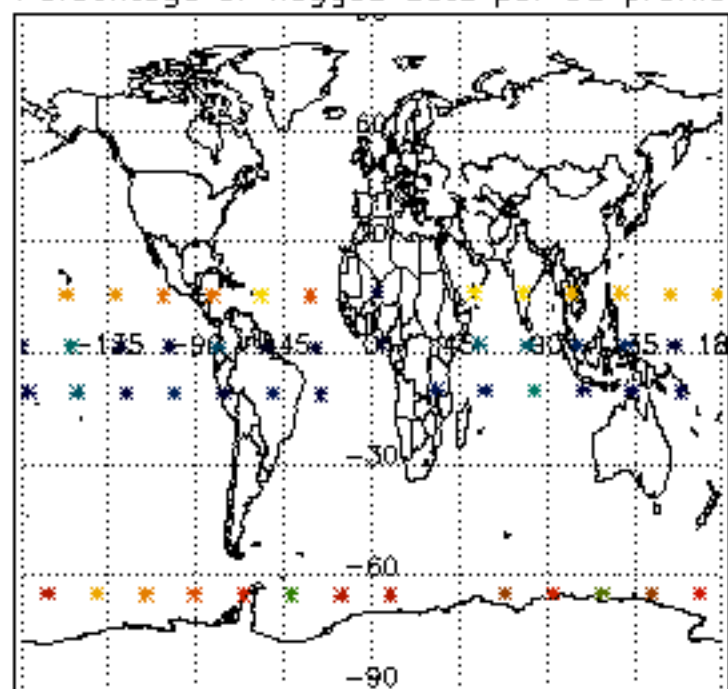
6. Auxiliary Data Files used for the production reported in section 2

The number reported in the third column indicates since which file (see list in section 2) the corresponding auxiliary file has been used. The fourth column is the date of those product files.

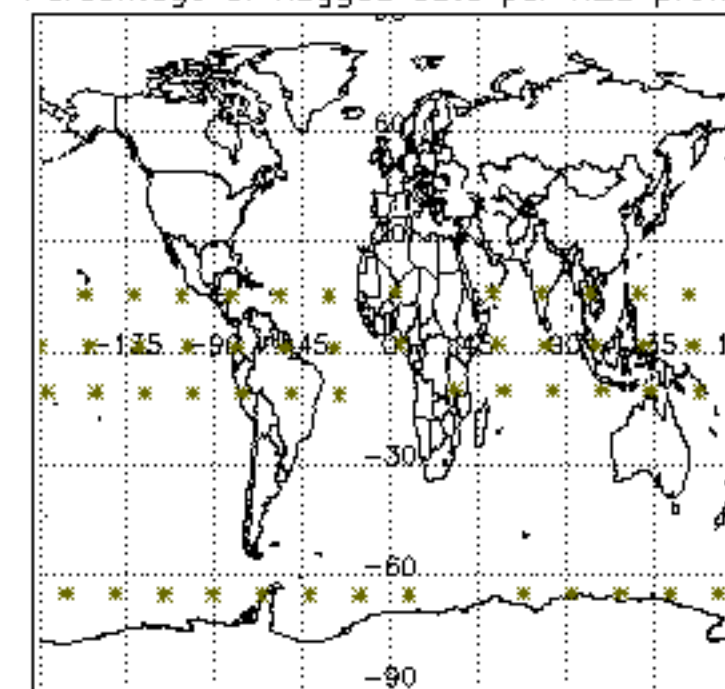
Type	Auxiliary Filename	Used since product	Used since product date
INST_PHYS_CHARACTERISTICS	GOM_INS_AXVIEC20091111_143220_20030716_120000_20500101_000000	1	10-APR-2011 00:03:16
LEVEL-2_PROC_CONFIG	GOM_PR2_AXVIEC20091111_152718_20020301_000000_20500101_000000	1	10-APR-2011 00:03:16
CROSS_SECTIONS_FILE	GOM_CRS_AXVIEC20091111_154832_20020301_000000_20500101_000000	1	10-APR-2011 00:03:16



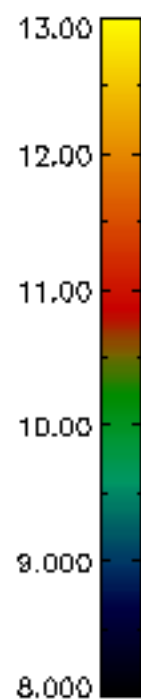
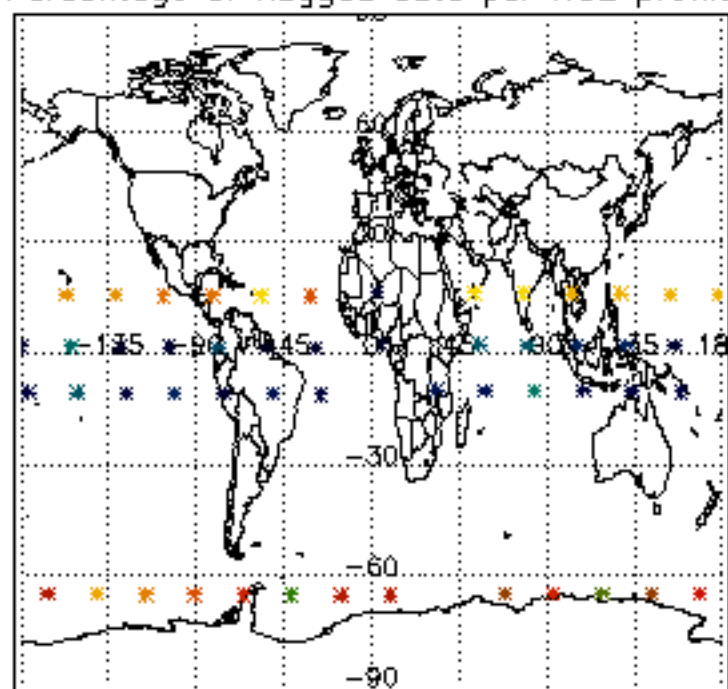
Percentage of flagged data per D3 profile



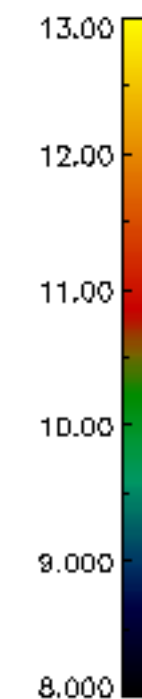
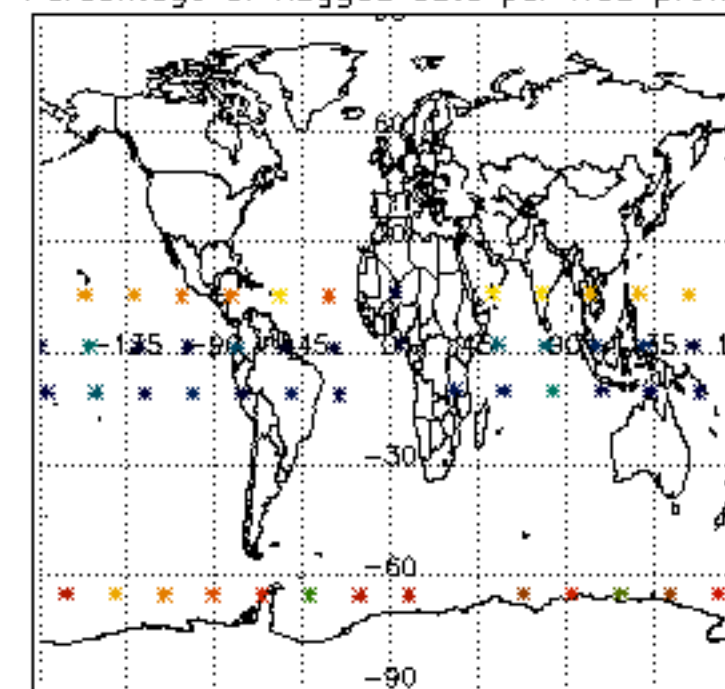
Percentage of flagged data per H2O profile

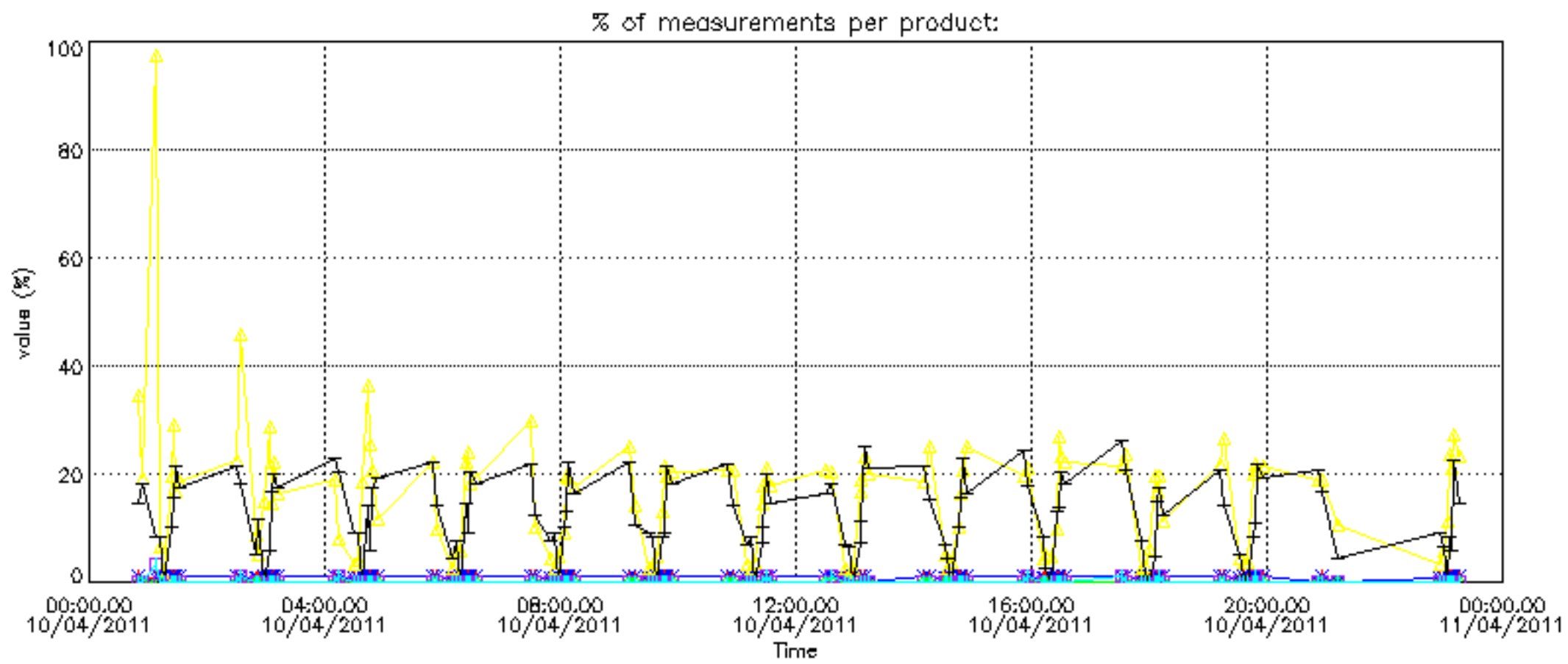
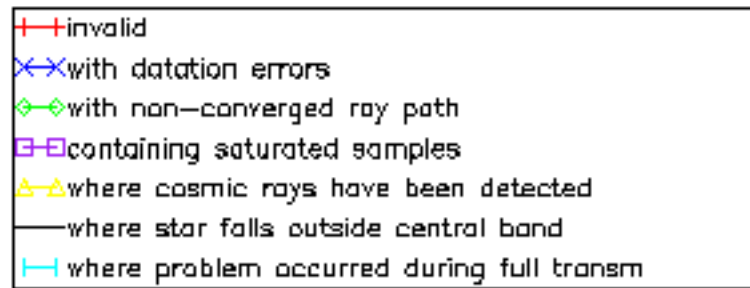


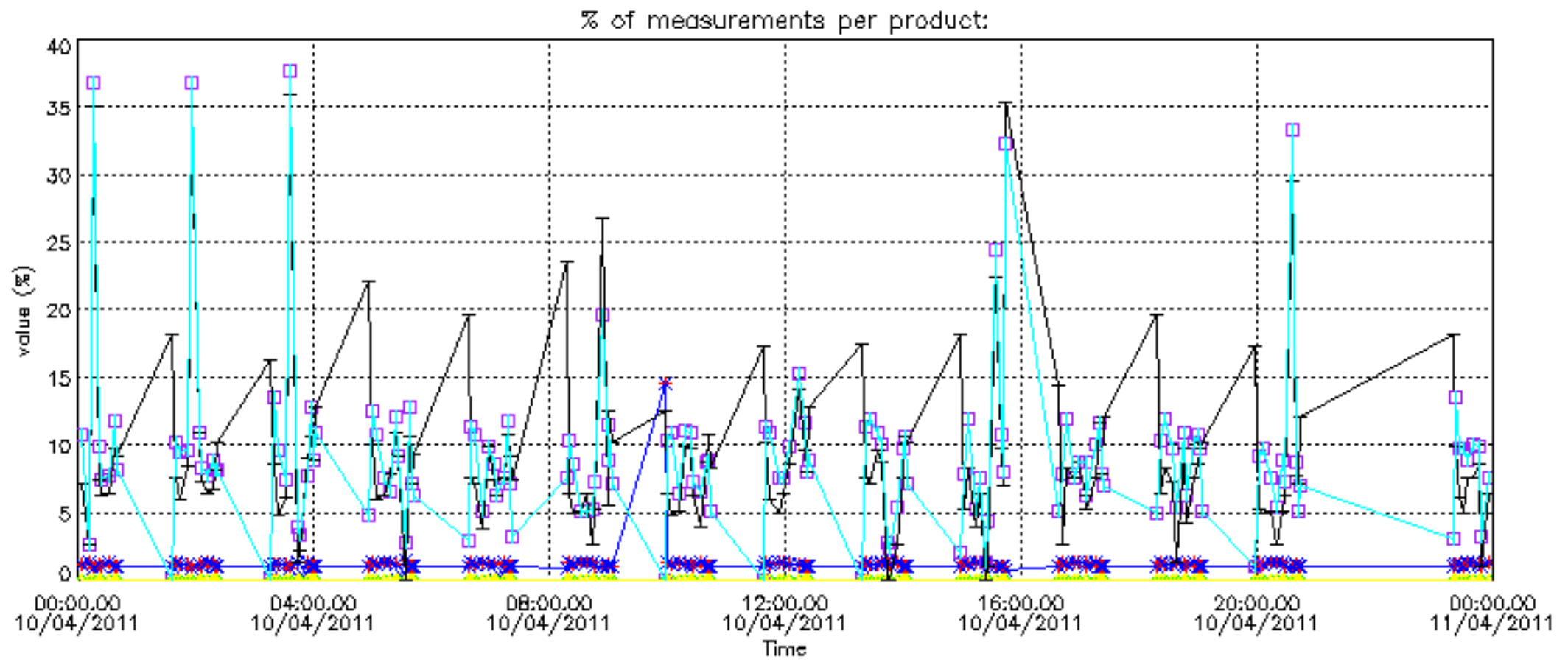
Percentage of flagged data per NO2 profile



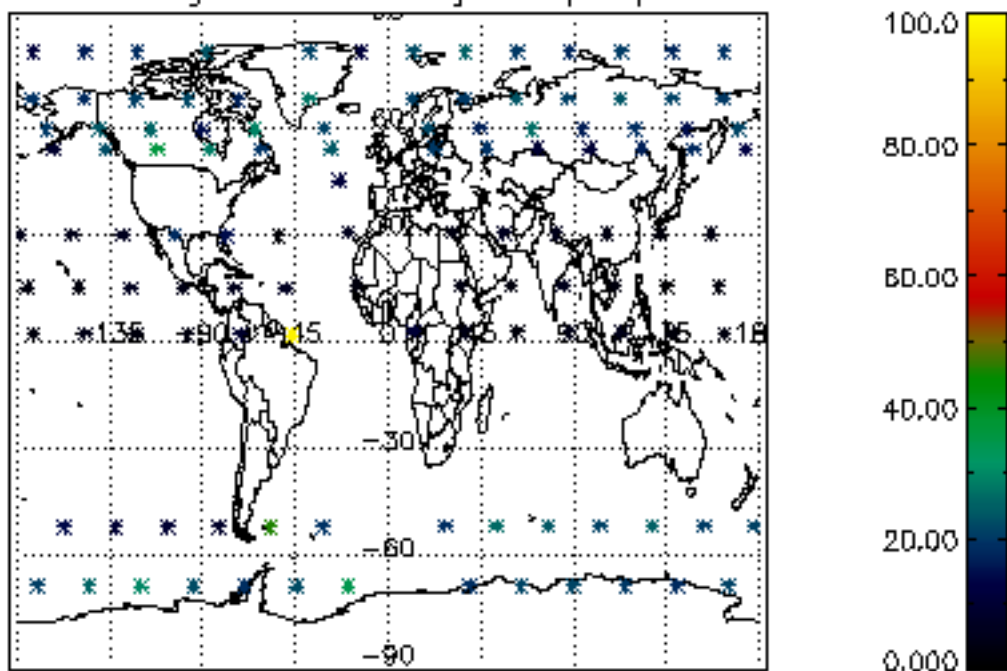
Percentage of flagged data per NO3 profile



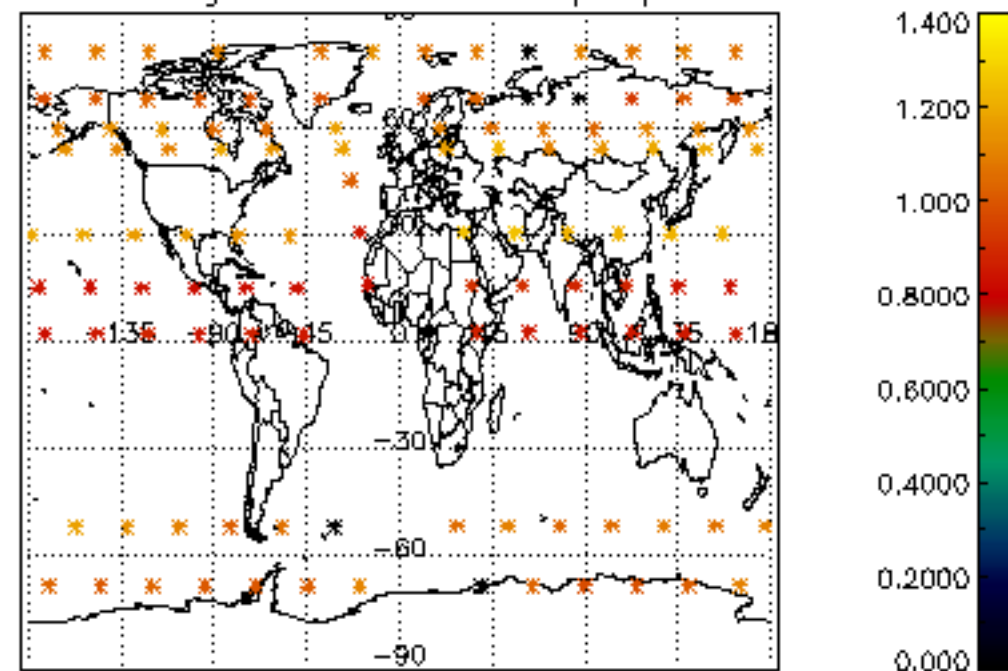




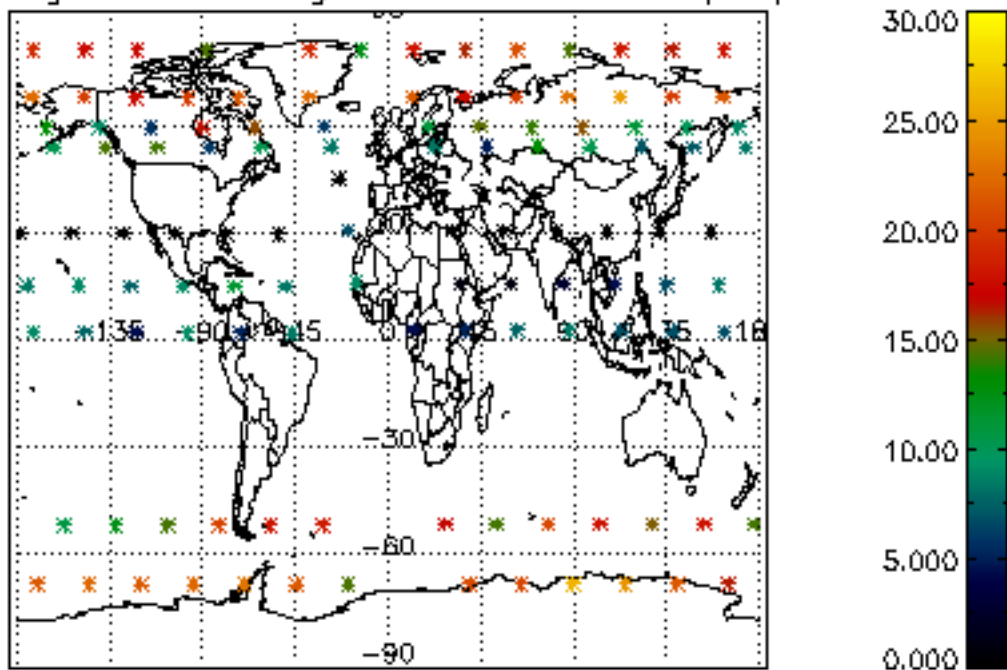
Percentage of cosmic ray hits per profile



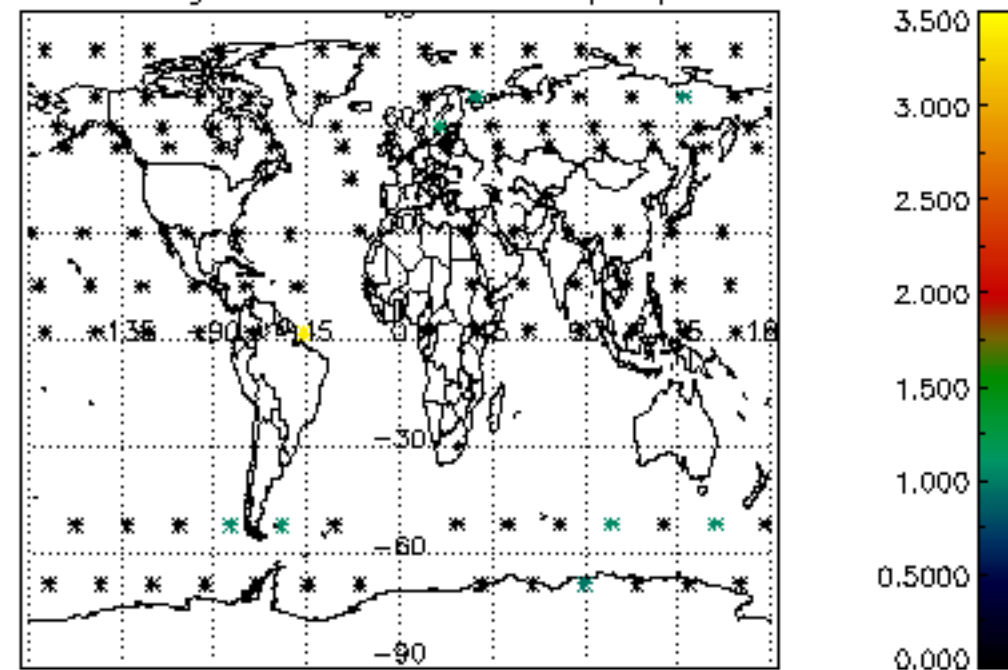
Percentage of datation errors per profile



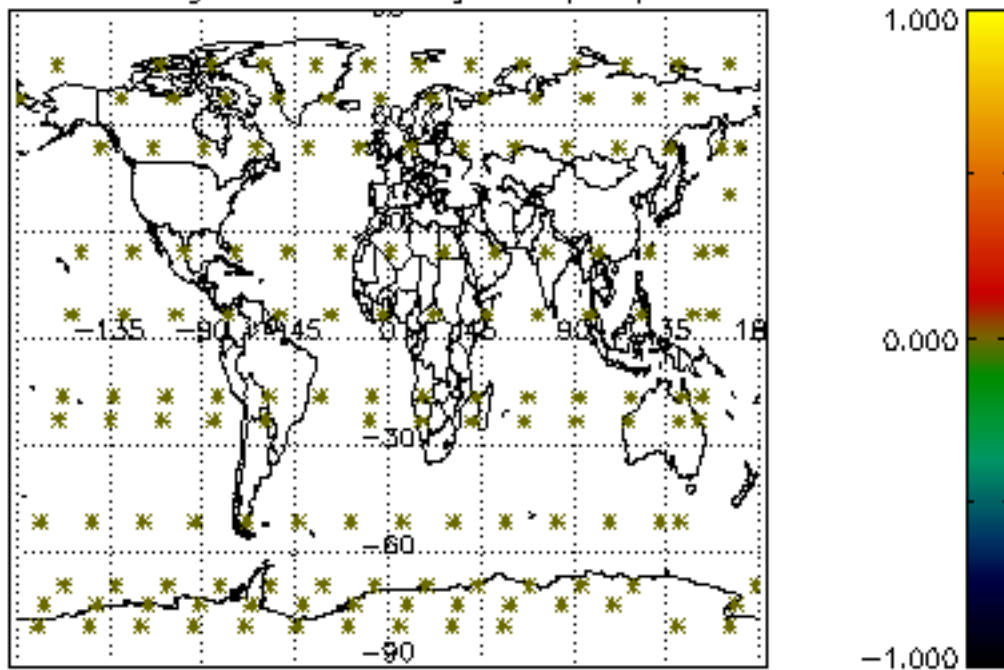
Percentage of star falling outside central band per profile



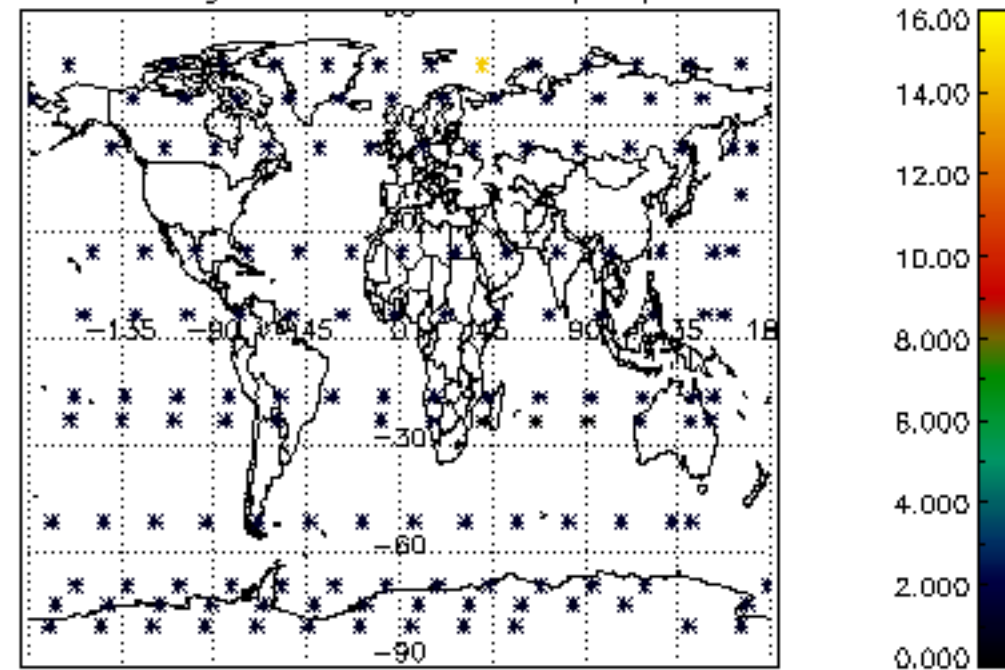
Percentage of saturation errors per profile



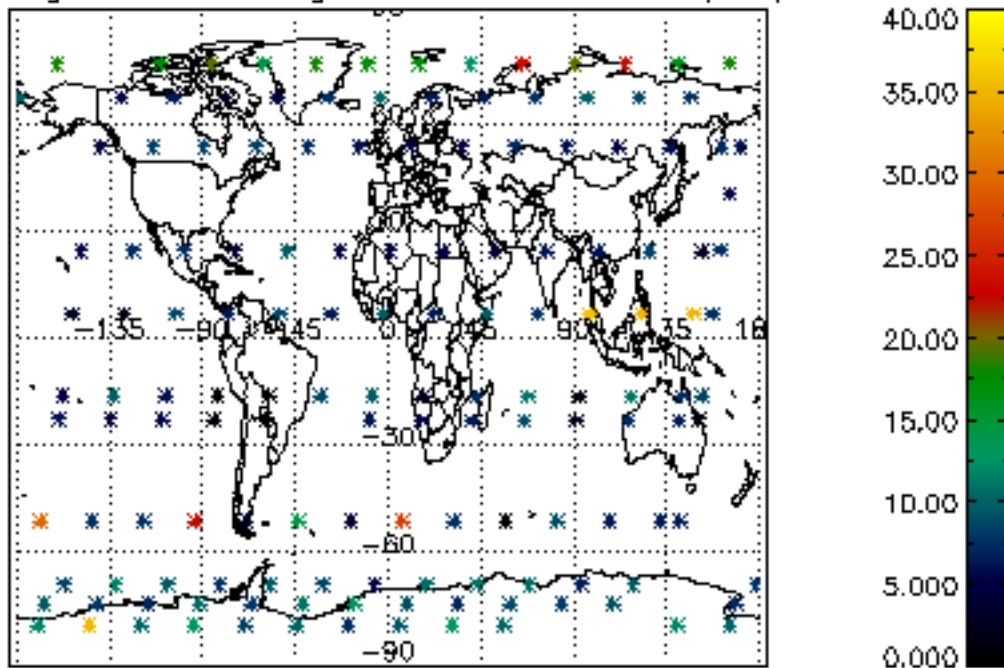
Percentage of cosmic ray hits per profile



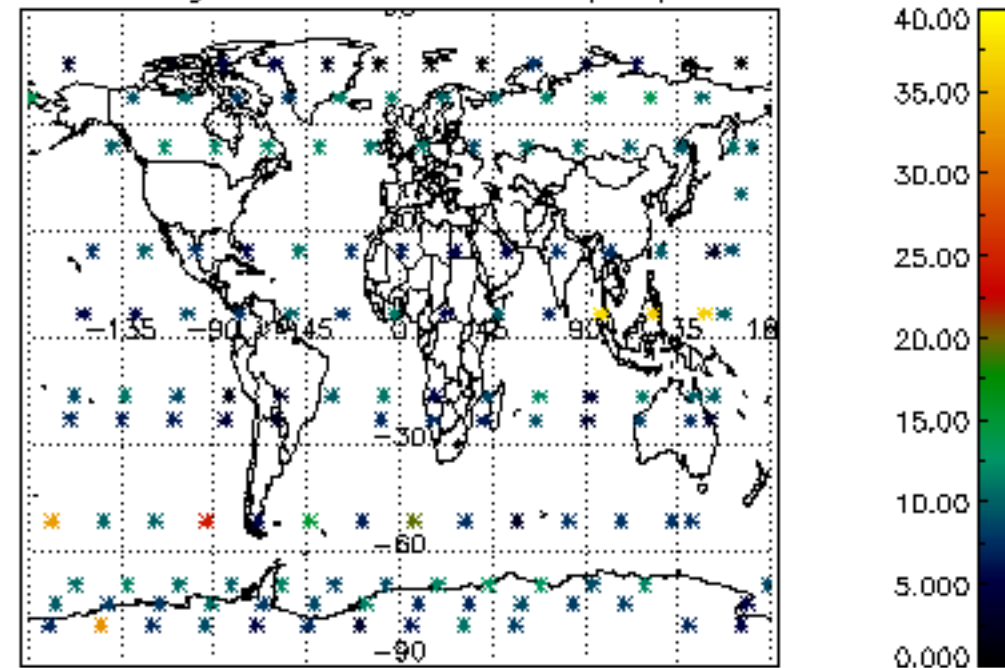
Percentage of datation errors per profile

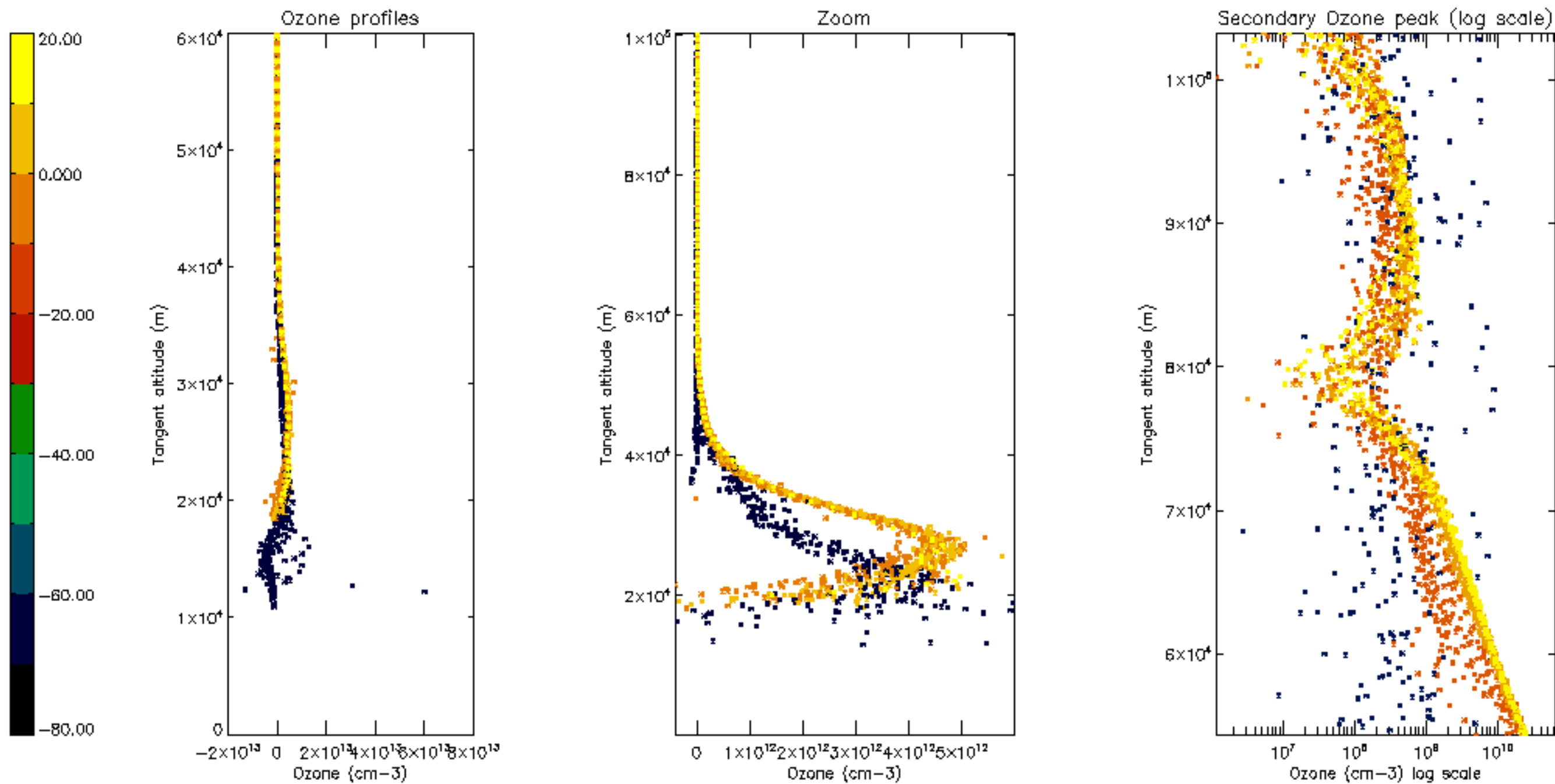


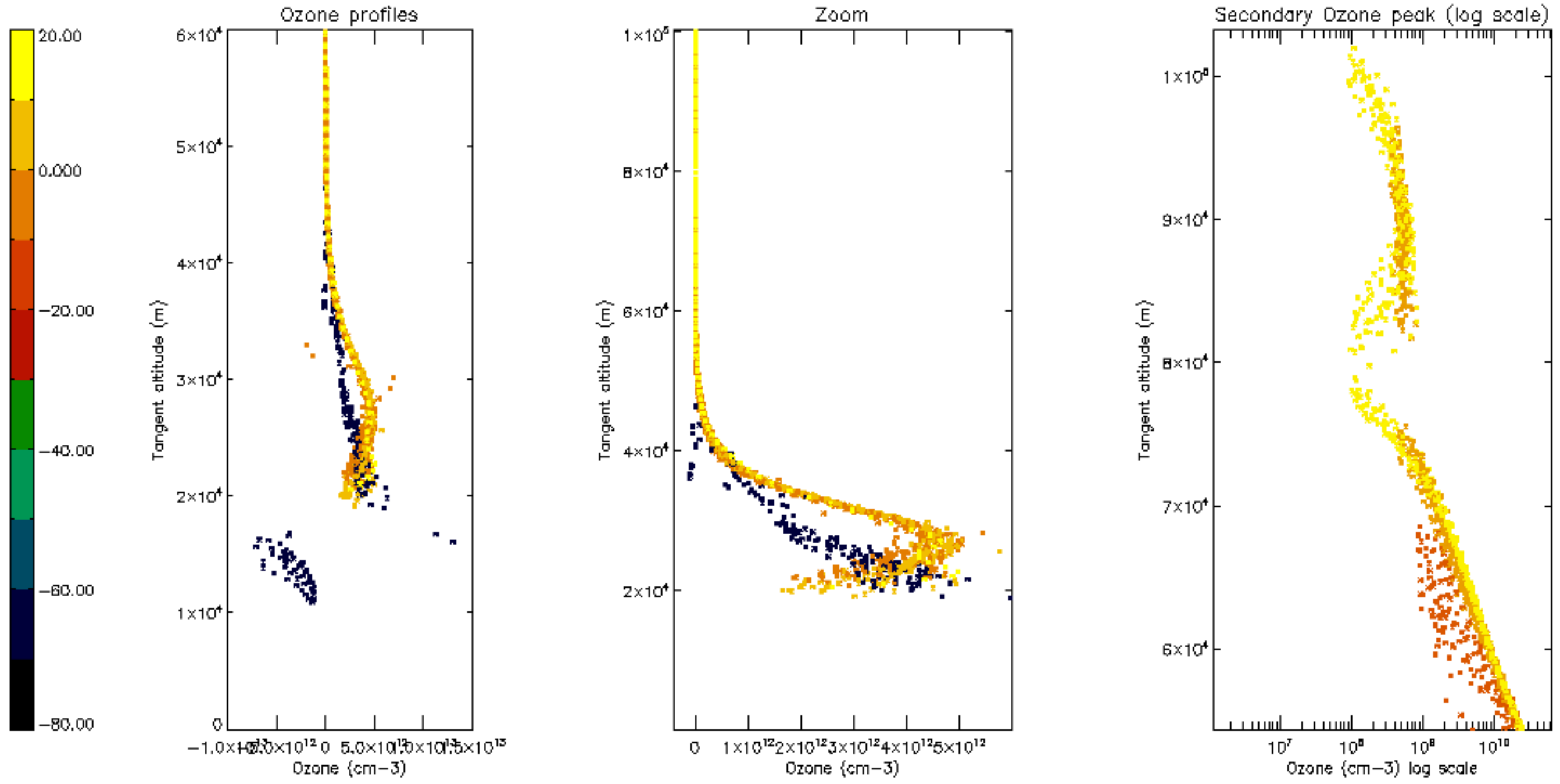
Percentage of star falling outside central band per profile

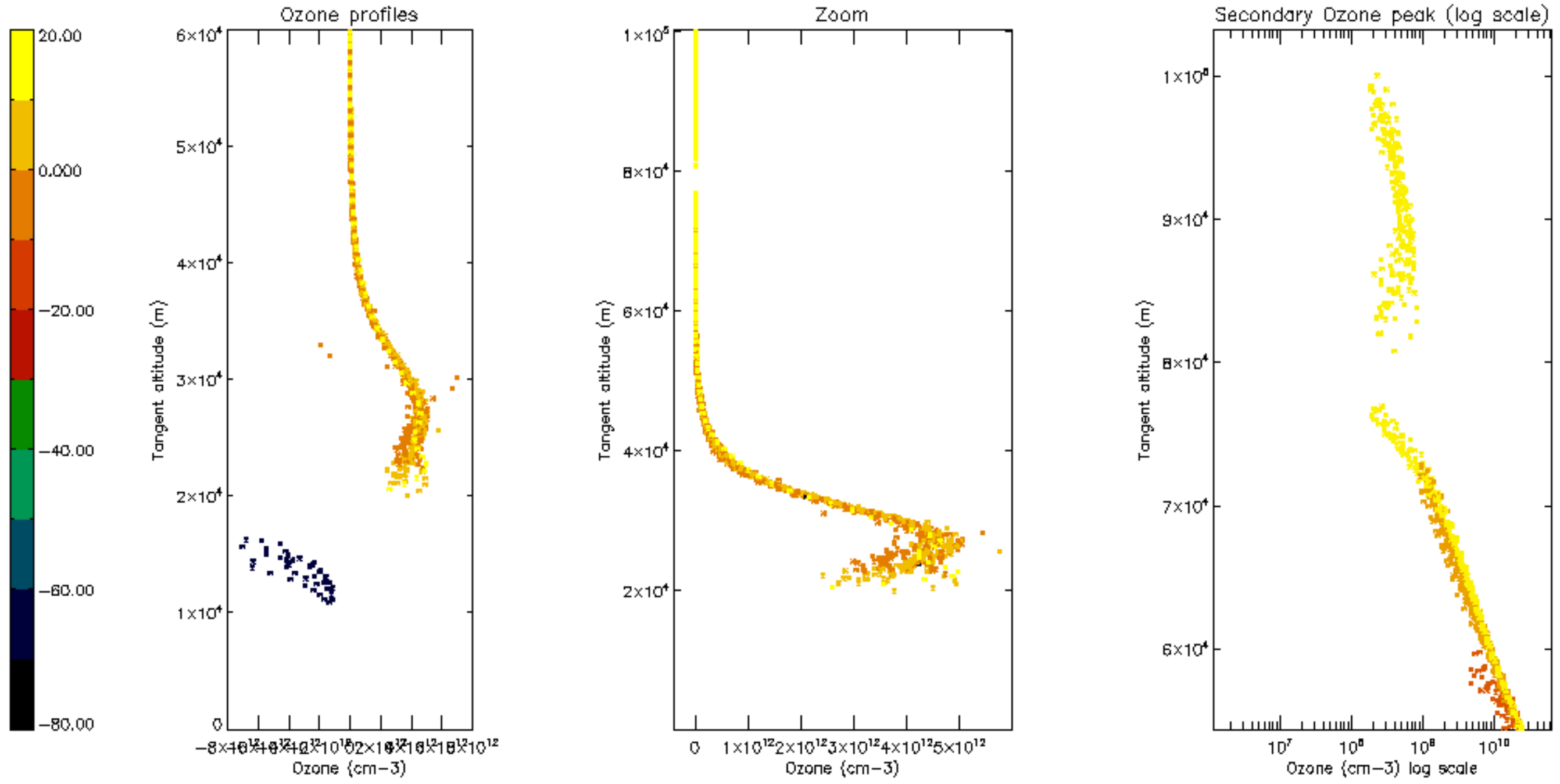


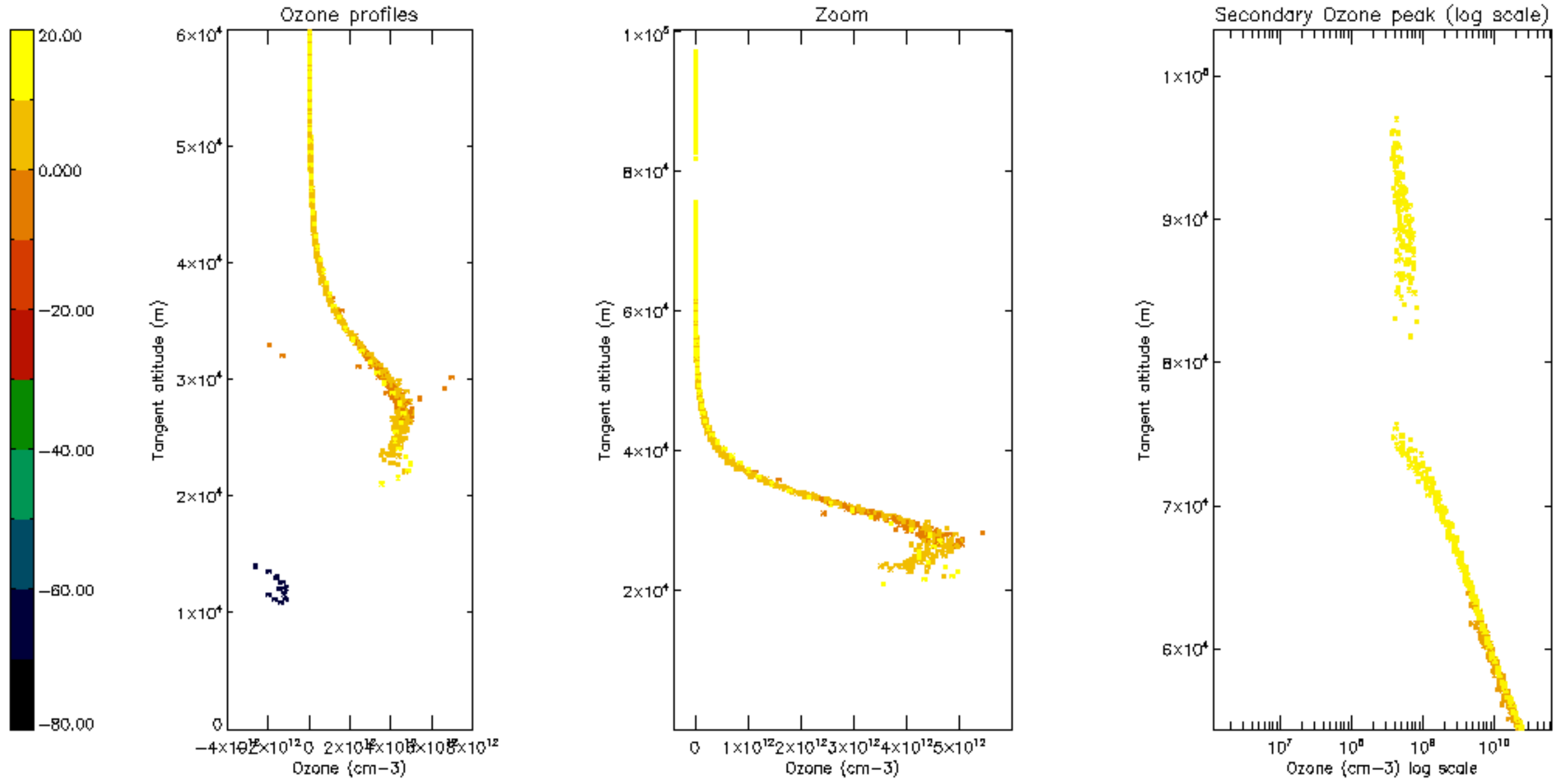
Percentage of saturation errors per profile

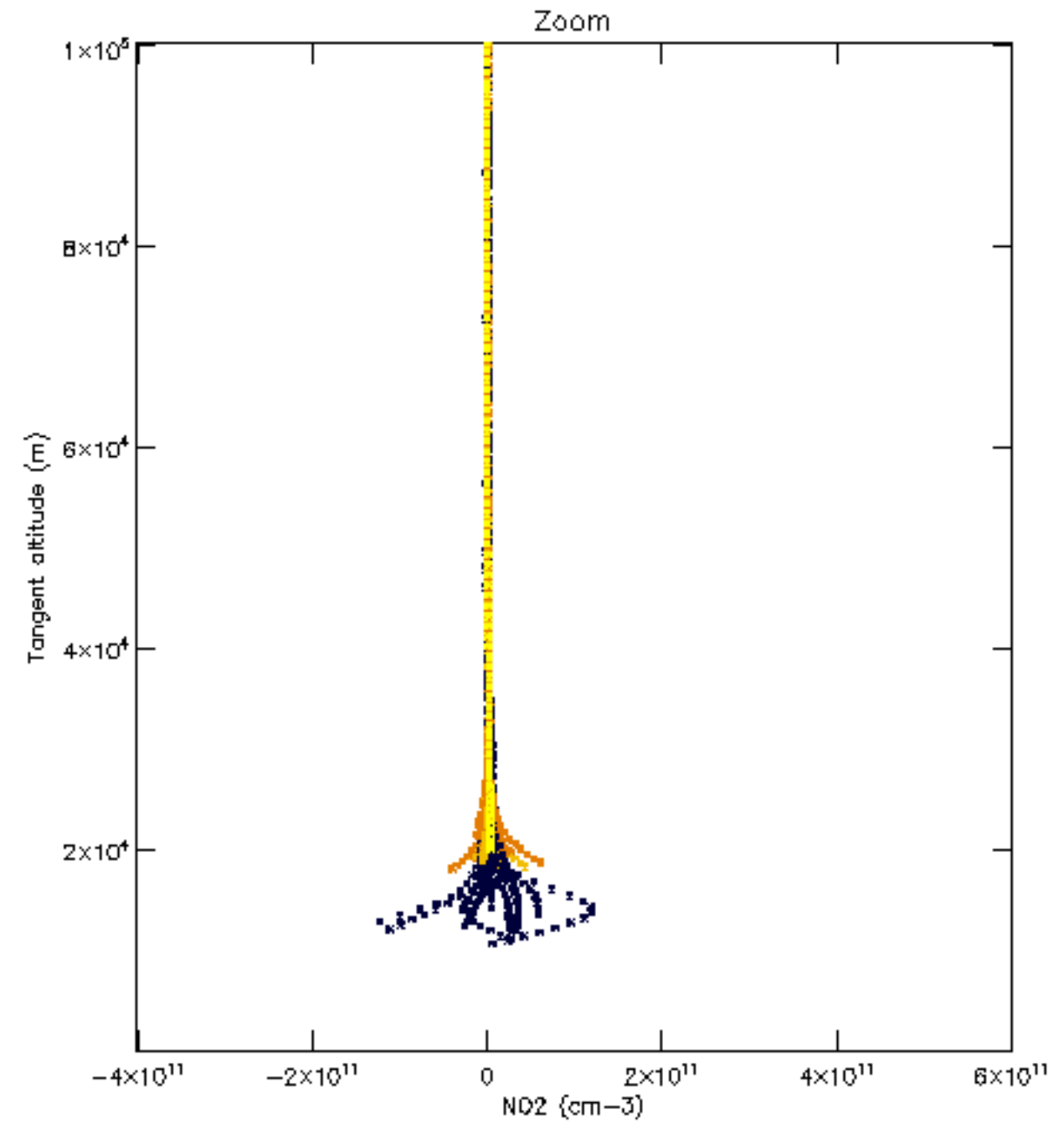
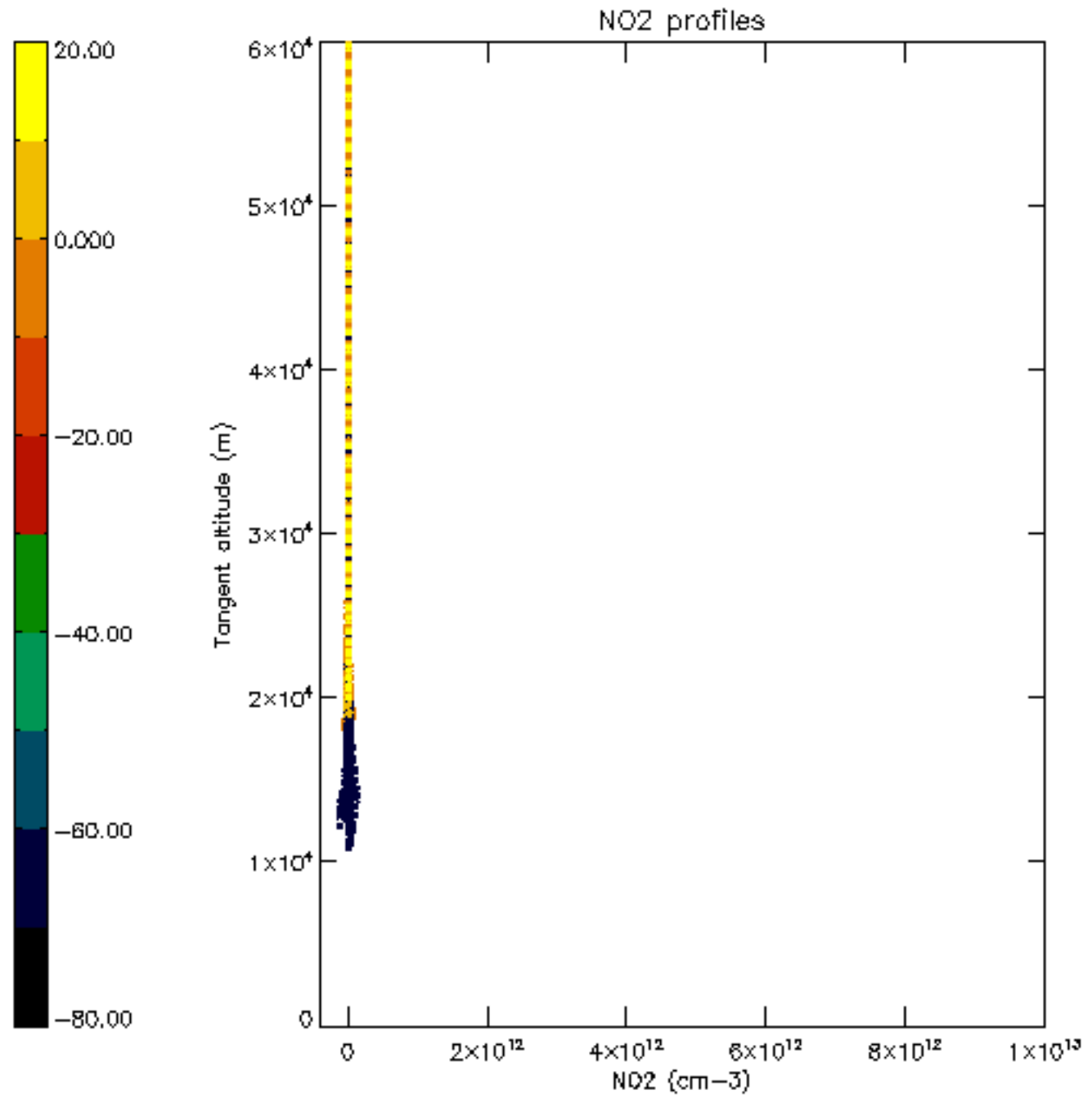


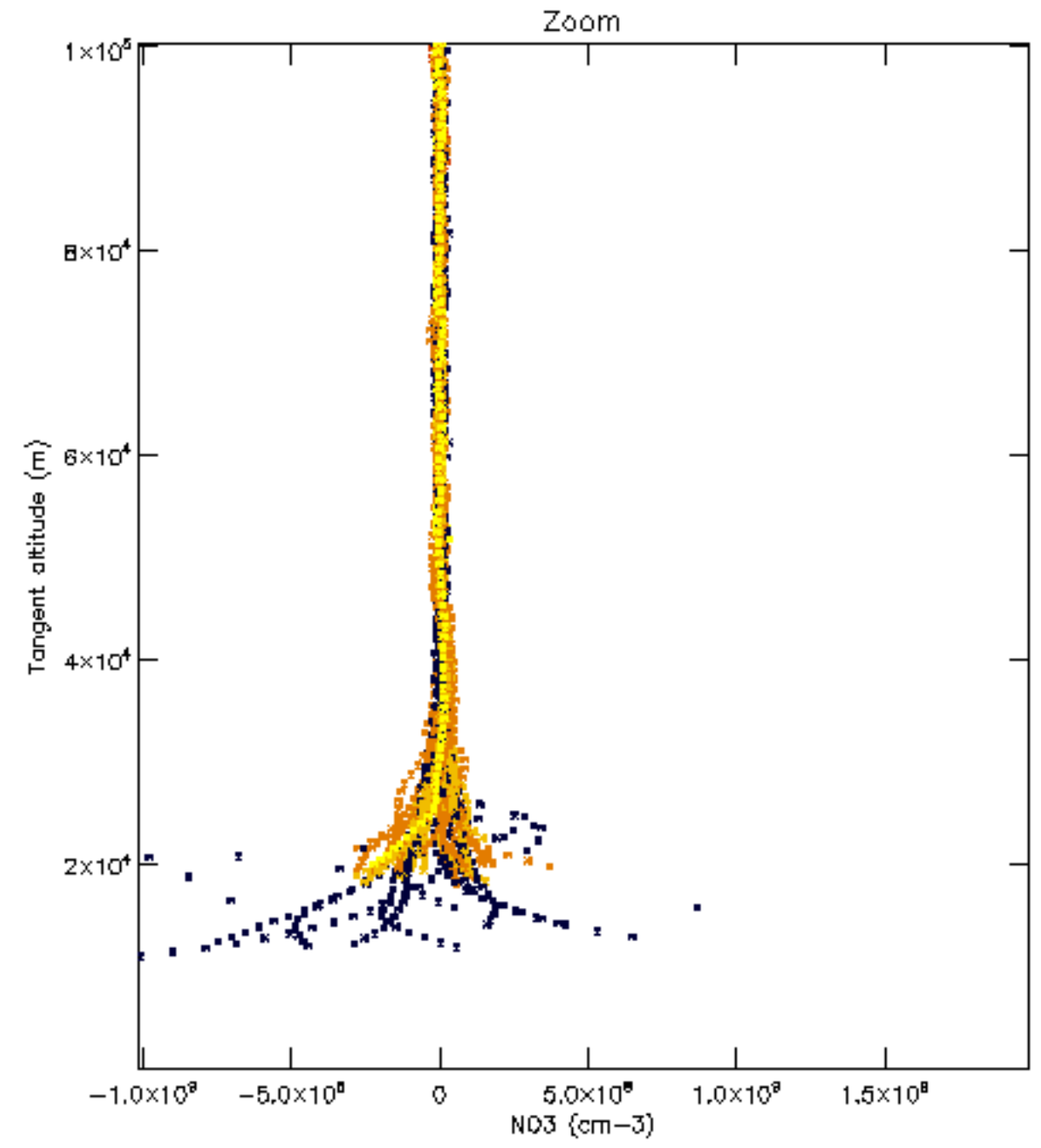
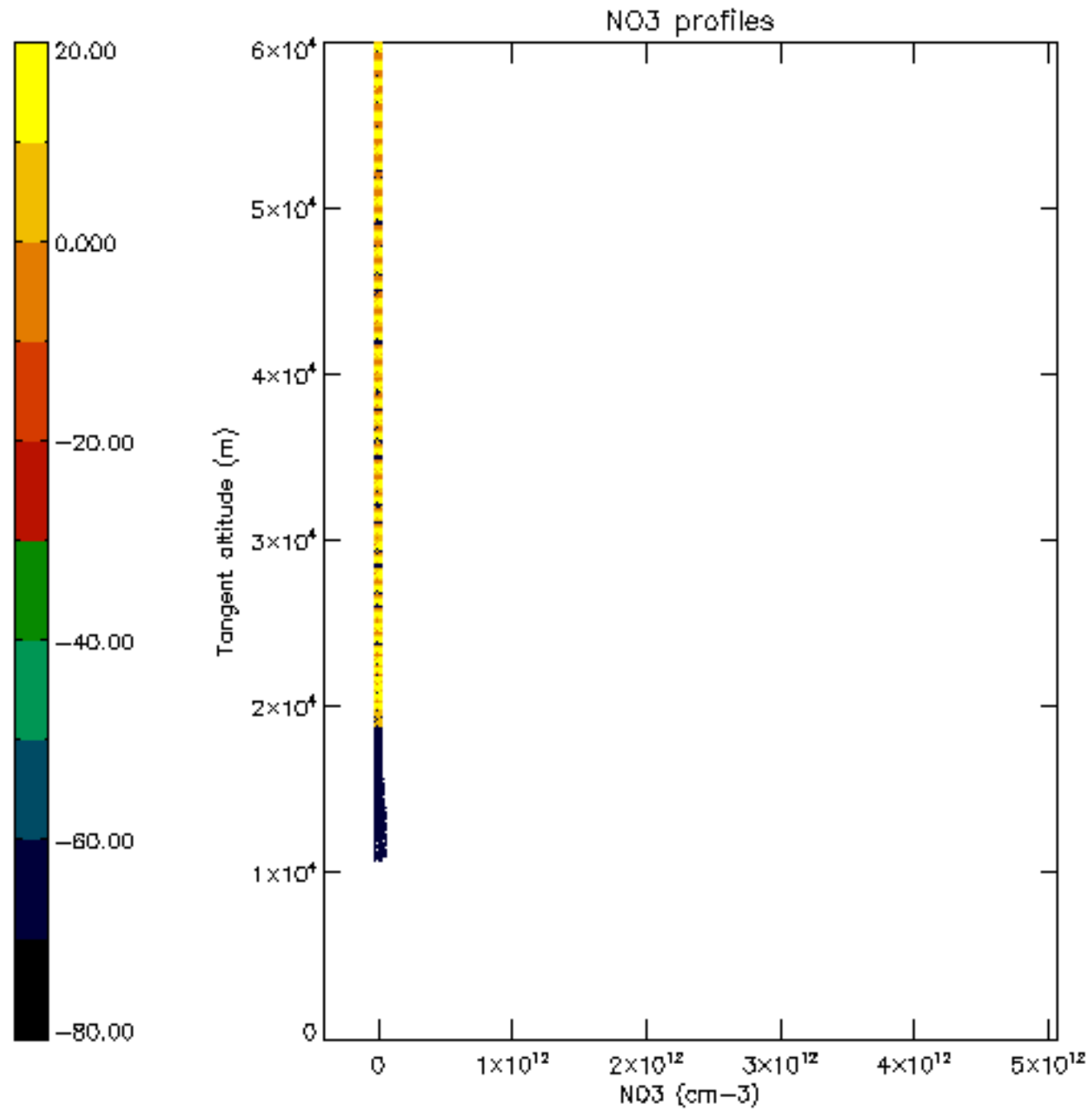


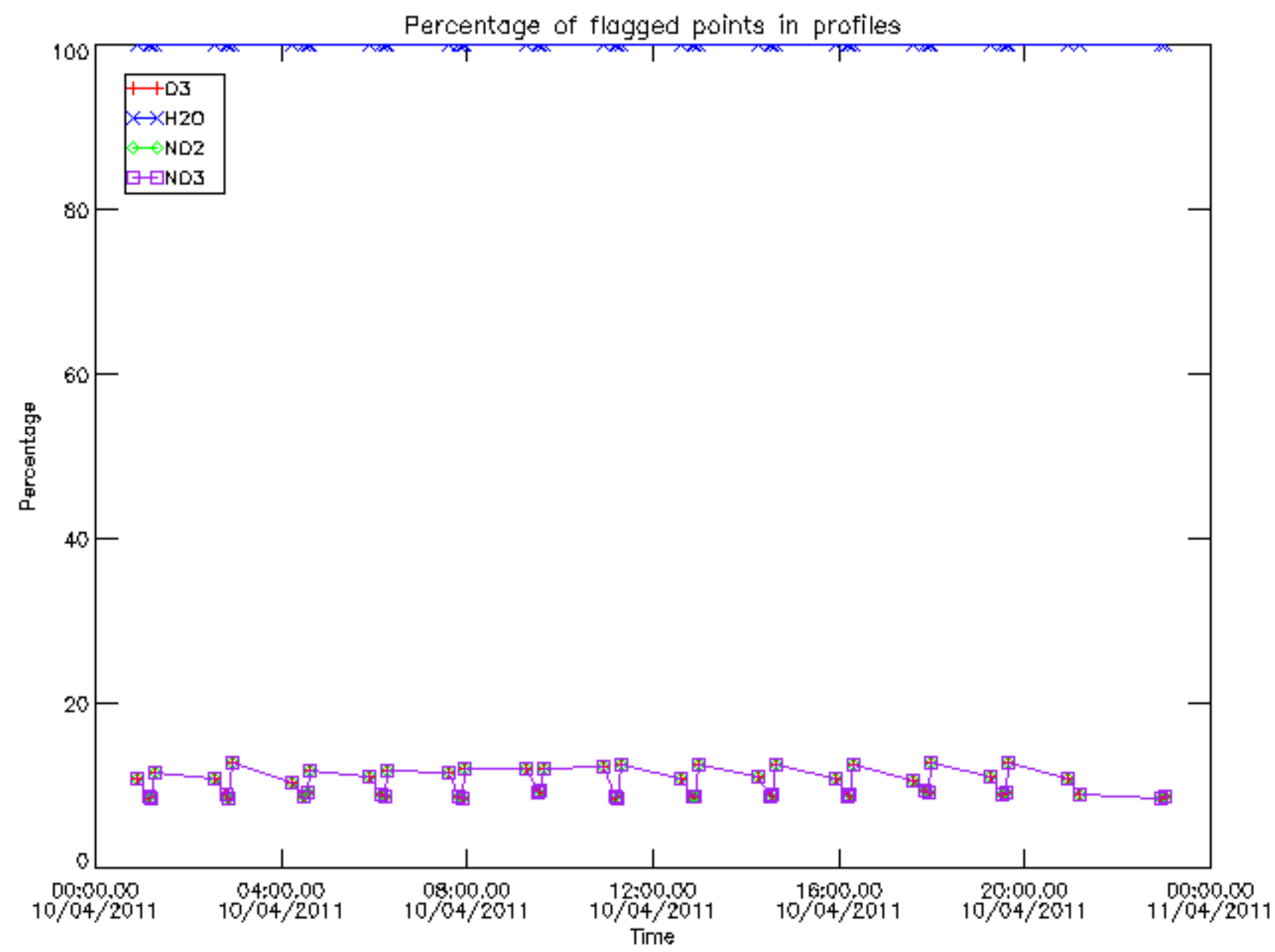




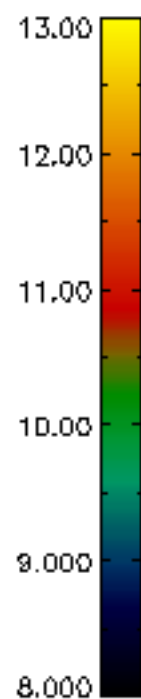
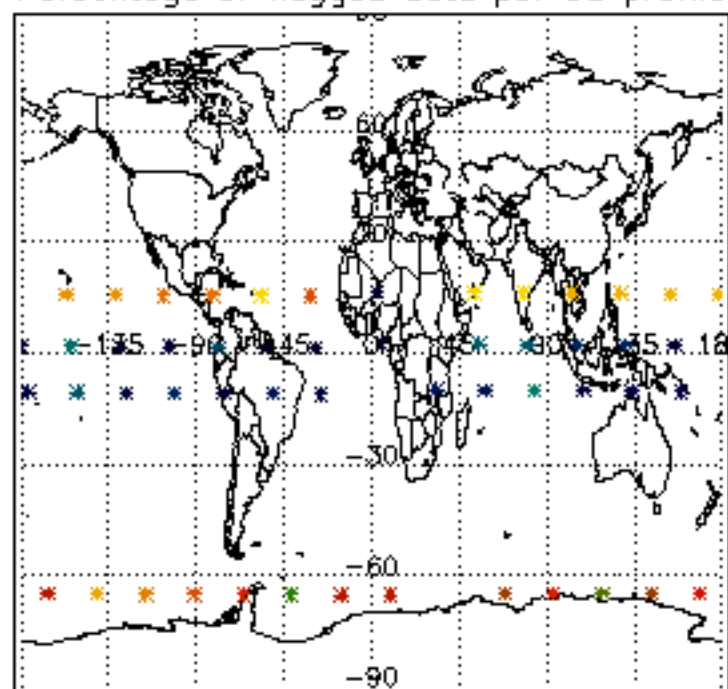




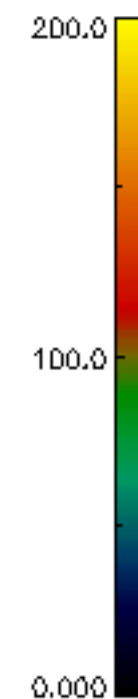
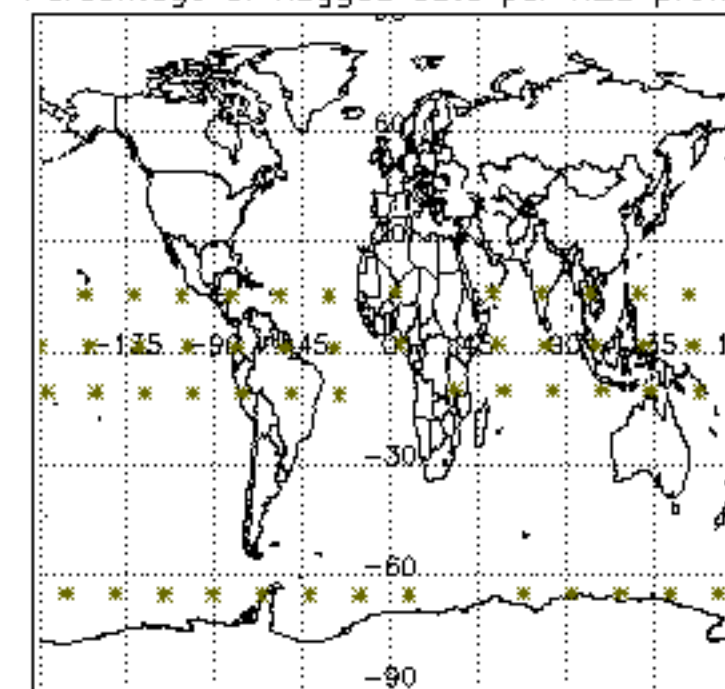




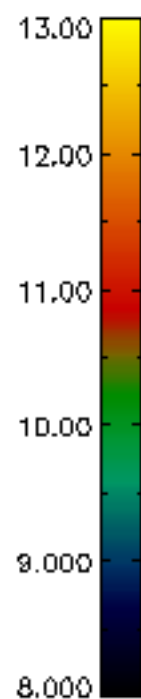
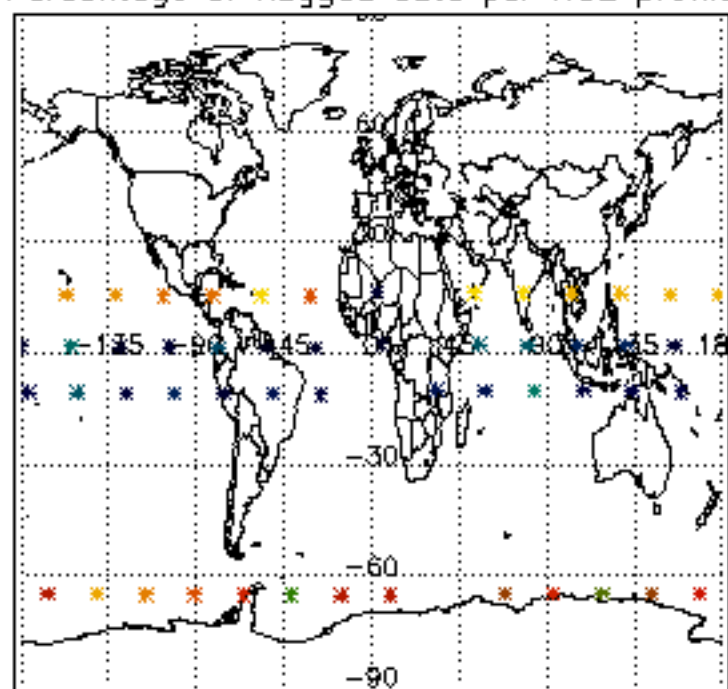
Percentage of flagged data per D3 profile



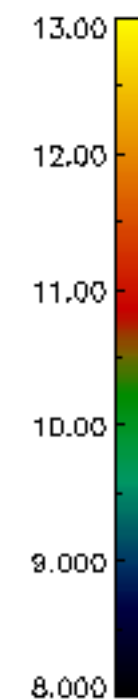
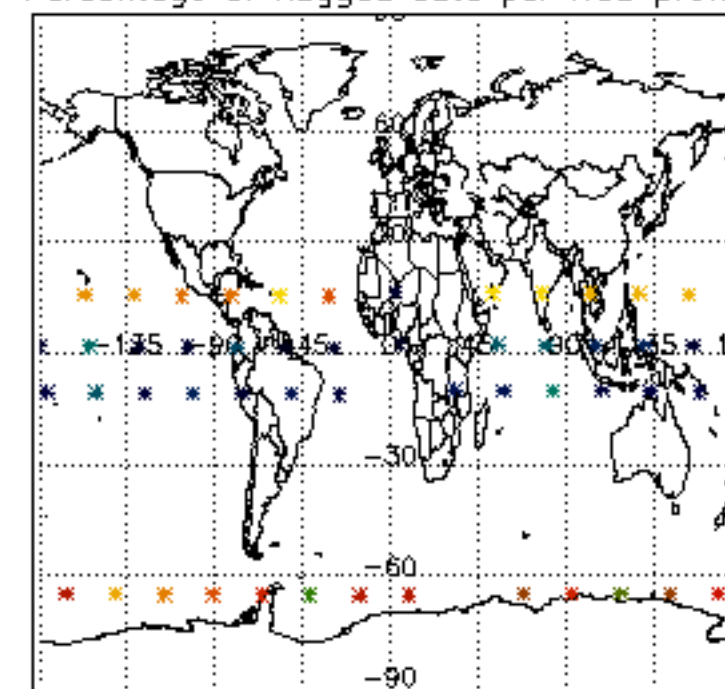
Percentage of flagged data per H2O profile

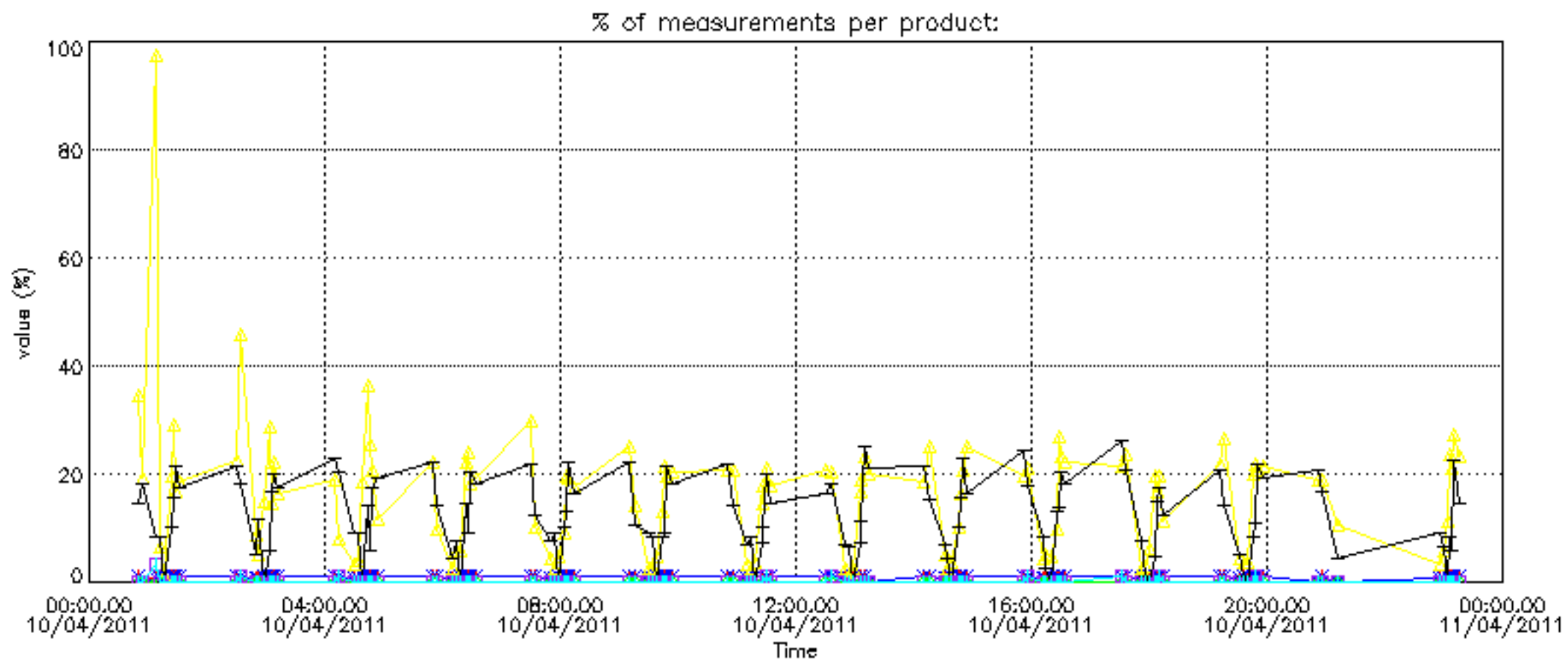
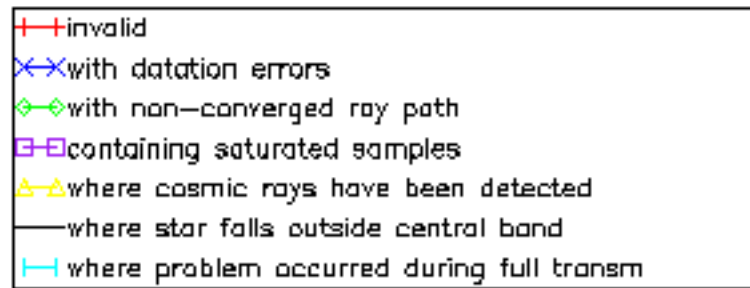


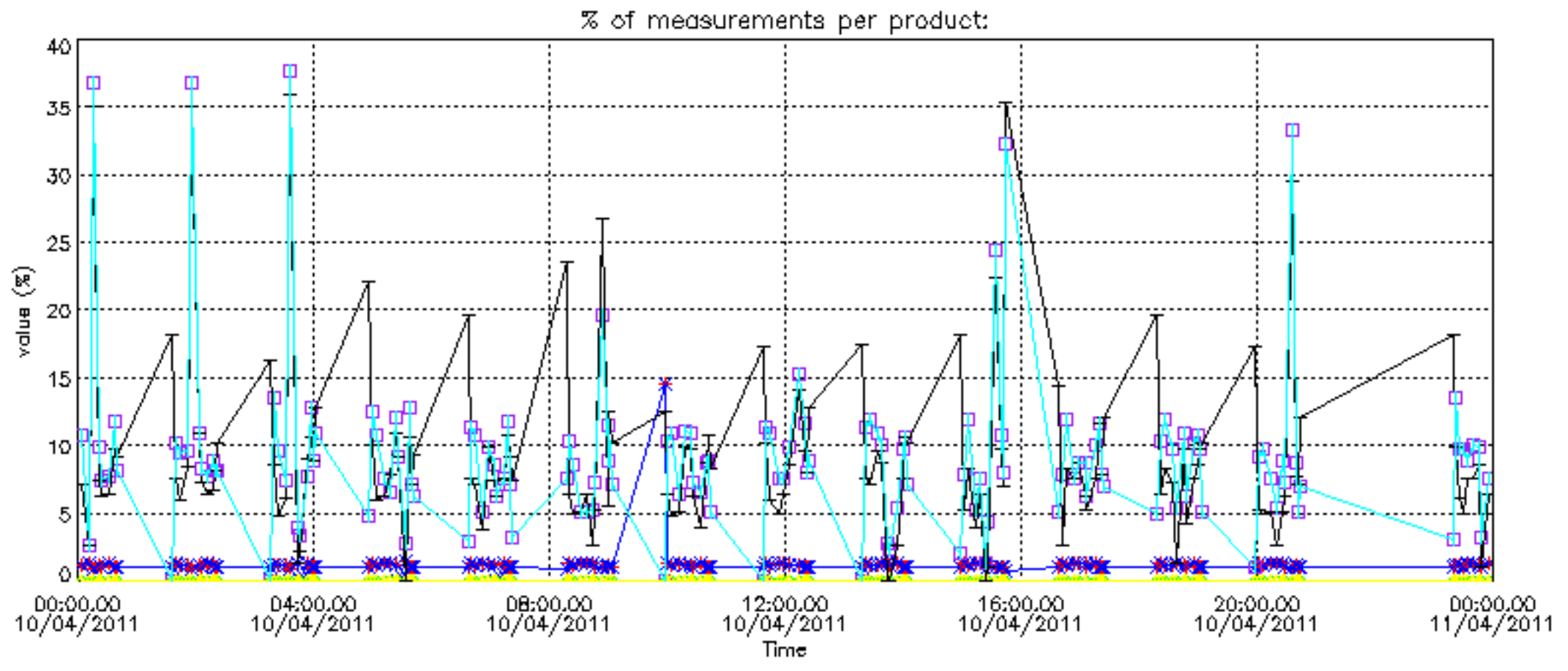
Percentage of flagged data per NO2 profile



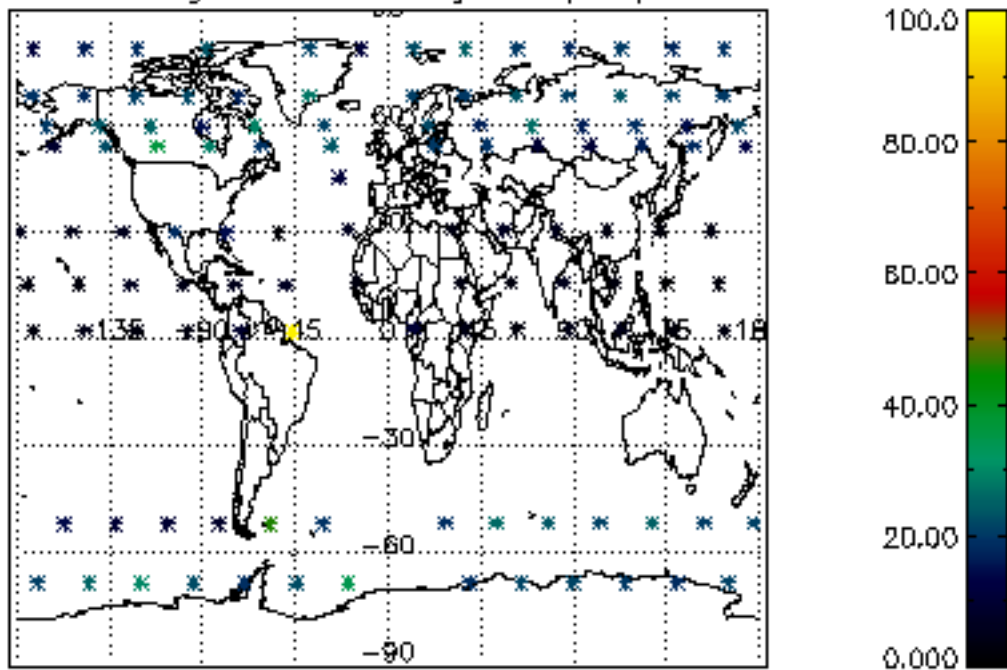
Percentage of flagged data per NO3 profile



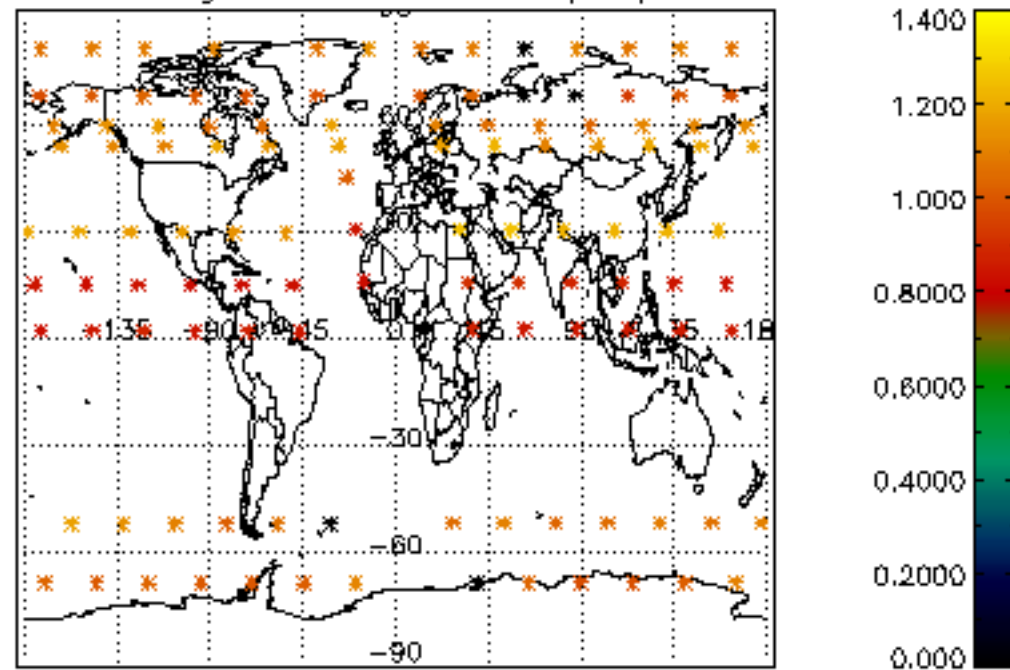




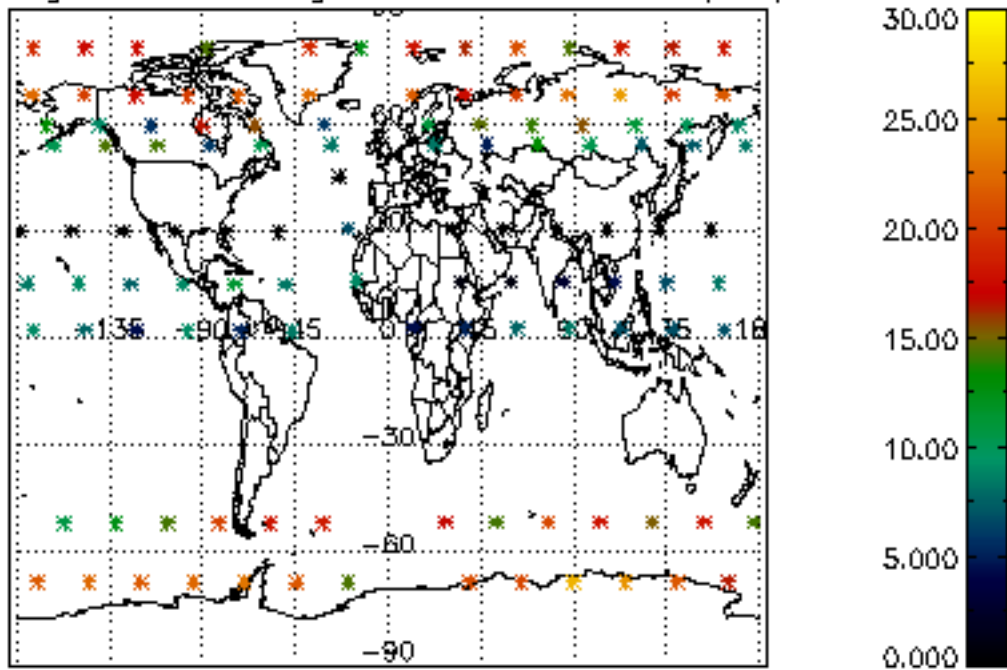
Percentage of cosmic ray hits per profile



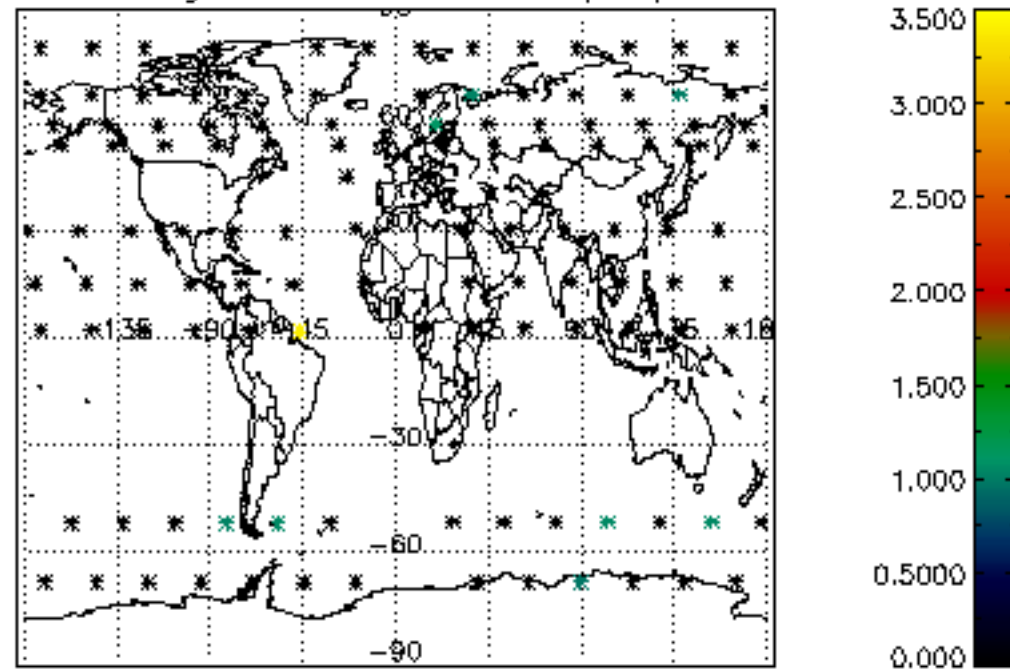
Percentage of datation errors per profile



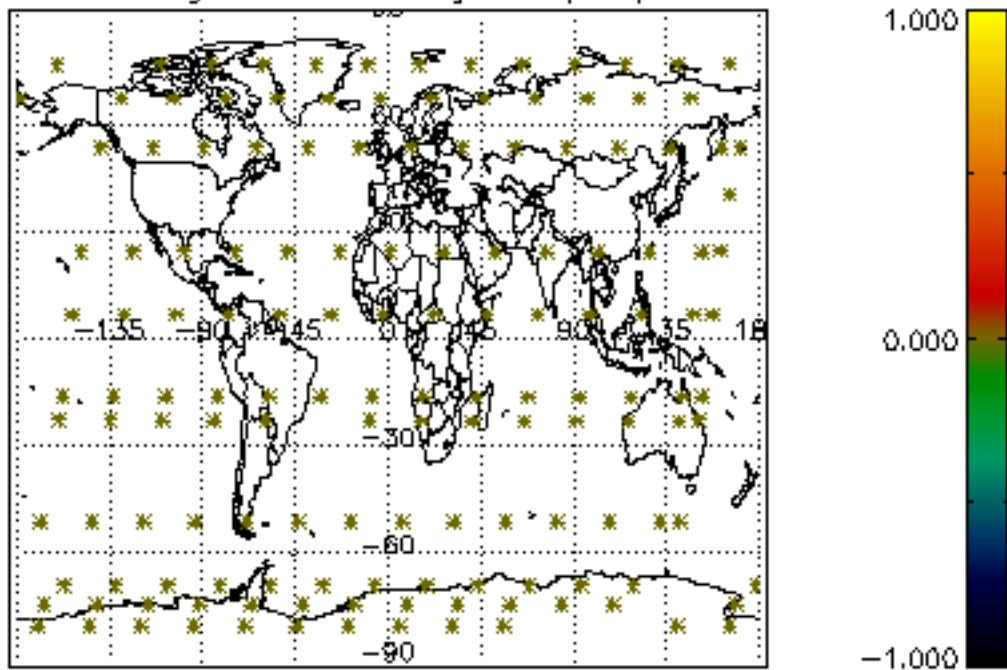
Percentage of star falling outside central band per profile



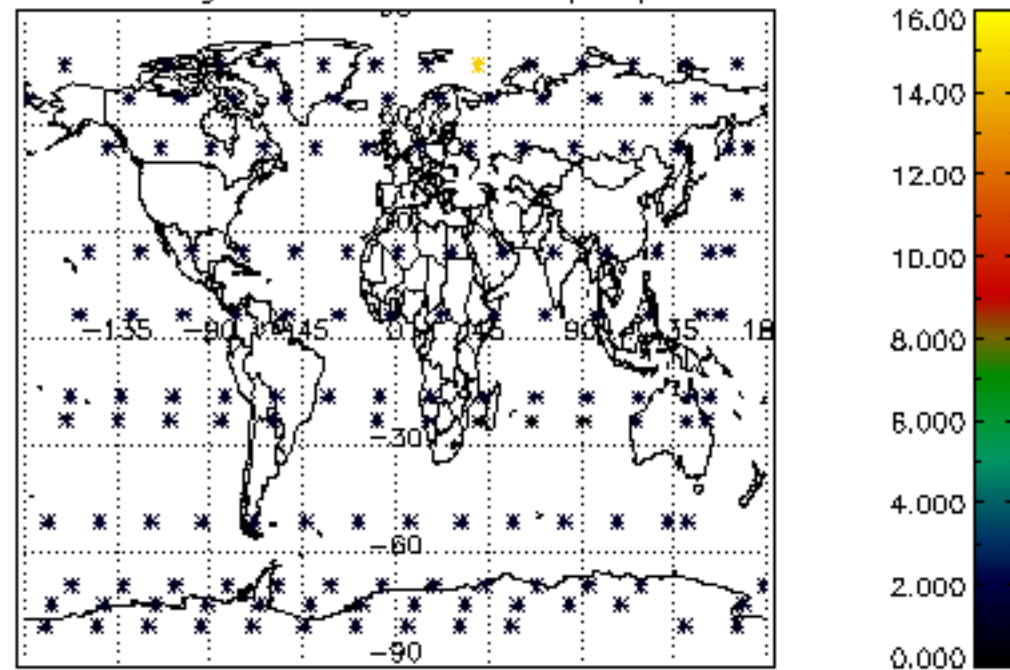
Percentage of saturation errors per profile



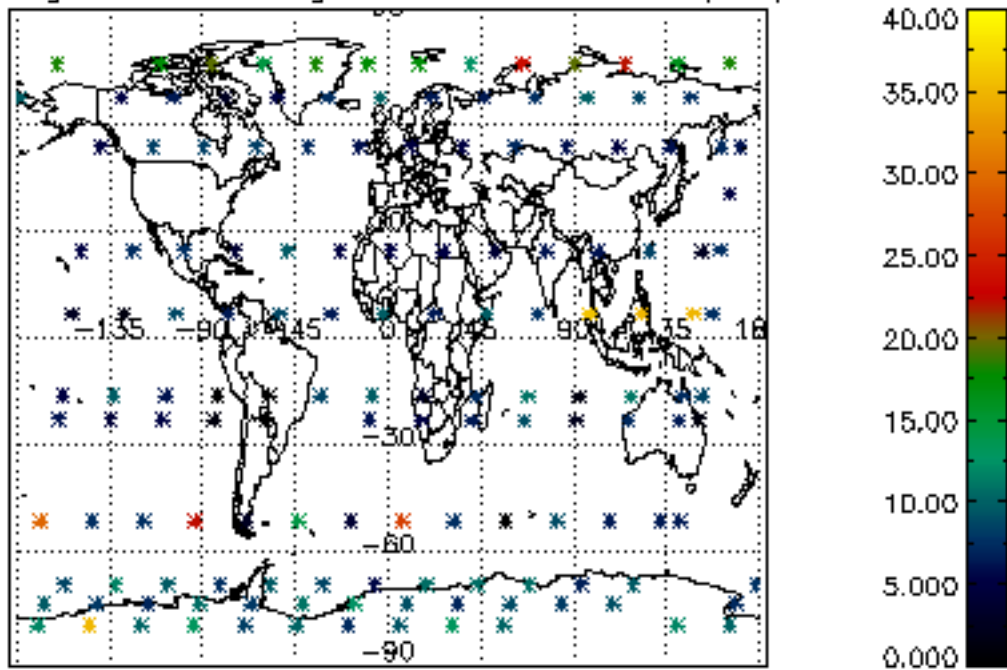
Percentage of cosmic ray hits per profile



Percentage of datation errors per profile



Percentage of star falling outside central band per profile



Percentage of saturation errors per profile

