

GOMOS Level 2 Daily Report

SUMMARY

[1. General Info](#)

[2. Summary of processed GOM_NL_2P products](#)

[3. Level 2 Quality information per product](#)

[3.1 Plot of level 2 quality information per product \(time dependant\)](#)

[3.2 Plot of level 2 quality information per product \(world map\)](#)

[4. Level 1 Quality information per product \(stored on level 2 products\)](#)

[4.1 Plot of level 1 quality information per product \(time dependant\)](#)

[4.1.1 Plot of level 1 quality information per product \(time dependant\): ASCENDING](#)

[4.1.2 Plot of level 1 quality information per product \(time dependant\): DESCENDING](#)

[4.2 Plot of level 1 quality information per product \(world map\)](#)

[4.2.1 Plot of level 1 quality information per product \(world map\): ASCENDING](#)

[4.2.2 Plot of level 1 quality information per product \(world map\): DESCENDING](#)

[5. Ozone profiles based on quality statistics and other trace gas profiles](#)

[5.1 Ozone statistics based on quality of products](#)

[5.2 Plot ozone profiles for all STD \(dark without errors\)](#)

[5.3 Plot ozone profiles where STD < 20% \(dark without errors\)](#)

[5.4. Plot ozone profiles where STD < 10% \(dark without errors\)](#)

[5.5. Plot ozone profiles where STD < 5% \(dark without errors\)](#)

[5.6 Plot NO2 profiles for all STD \(dark without errors\)](#)

[5.7 Plot NO3 profiles for all STD \(dark without errors\)](#)

[5.8 Plot H2O profiles \(only for occultations of stars 1,2,3,4,13,14,16,26,63 dark without errors\) for all STD](#)

[6. Auxiliary Data Files used for the production reported in section 2](#)

This report presents the daily analysis on parameters extracted from GOMOS level 2 data (GOM_NL__2P). It is intended to monitor some important parameters that will impact the quality of these products. A list of level 2 products (and content) that have arrived during the reporting day to the PCF is also given.

Item	Value
Time of report generation	24APR2013 12:04:01
Data source version	GOMOS/6.01
Start time of products	06-04-2011 (06APR2011 00:00:00)
Stop time of products	07-04-2011 (07APR2011 00:00:00)
Store outputs in DB	Yes
Nb of level 2 prods	312
Nb of prods with errors	0

2. Summary of processed GOM_NL__2P products.

Nr	Filename	UTC Start time	Limb	Duration	Star Id	Star Name	Star Mag	Star Temp	Nb Meas	Orbit	Prod. error
1	GOM_NL__2PRFIN20110406_001405_000000563101_00145_47573_9425.N1	06-APR-2011 00:14:05	Dark	56.000	103	38Zet Sgr	2.6000	9700.0	112	47573	No
2	GOM_NL__2PRFIN20110406_001742_000000573101_00146_47574_9416.N1	06-APR-2011 00:17:42	Dark	56.500	38	20Eps Sgr	1.8360	11000.	113	47574	No
3	GOM_NL__2PRFIN20110406_002155_000000713101_00146_47574_9417.N1	06-APR-2011 00:21:55	Dark	71.000	25	35Lam Sco	1.6200	28000.	142	47574	No
4	GOM_NL__2PRFIN20110406_002933_000000453101_00146_47574_9418.N1	06-APR-2011 00:29:33	Straylight	45.000	78	Alp Lup	2.3040	28000.	90	47574	No
5	GOM_NL__2PRFIN20110406_003109_000000473101_00146_47574_9419.N1	06-APR-2011 00:31:09	Straylight	46.500	81	Eta Cen	2.3560	28000.	93	47574	No
6	GOM_NL__2PRFIN20110406_003344_000000523101_00146_47574_9420.N1	06-APR-2011 00:33:44	Straylight	52.000	54	5The Cen	2.0550	4500.0	104	47574	No
7	GOM_NL__2PRFIN20110406_003921_000000443101_00146_47574_9421.N1	06-APR-2011 00:39:21	Twilight_stray	44.000	106	9Bet Crv	2.6480	5600.0	88	47574	No
8	GOM_NL__2PRFIN20110406_004125_000000433101_00146_47574_9422.N1	06-APR-2011 00:41:25	Twilight_stray	43.000	163	7Del Crv	2.9450	11000.	86	47574	No
9	GOM_NL__2PRFIN20110406_004252_000000593101_00146_47574_9423.N1	06-APR-2011 00:42:52	Bright	58.500	15	67Alp Vir	0.97600	28000.	117	47574	No
10	GOM_NL__2PRFIN20110406_004600_000000423101_00146_47574_9424.N1	06-APR-2011 00:46:00	Bright	42.000	121	29Gam Vir	2.7400	7200.0	84	47574	No
11	GOM_NL__2PRFIN20110406_005014_000000463101_00146_47574_9425.N1	06-APR-2011 00:50:14	Bright	46.000	138	47Eps Vir	2.8280	4700.0	92	47574	No
12	GOM_NL__2PRFIN20110406_005838_000000413101_00146_47574_9426.N1	06-APR-2011 00:58:38	Bright	41.000	152	12Alp2CVn	2.8900	11000.	82	47574	No
13	GOM_NL__2PRFIN20110406_010153_000000393101_00146_47574_9427.N1	06-APR-2011 01:01:53	Bright	38.500	87	64Gam UMa	2.4330	11000.	77	47574	No
14	GOM_NL__2PRFIN20110406_010327_000000423101_00146_47574_9428.N1	06-APR-2011 01:03:27	Bright	41.500	32	77Eps UMa	1.7630	11000.	83	47574	No
15	GOM_NL__2PRFIN20110406_010951_000000413101_00146_47574_9429.N1	06-APR-2011 01:09:51	Bright	41.000	60	7Bet UMi	2.0810	3950.0	82	47574	No
16	GOM_NL__2PRFIN20110406_011210_000000503101_00146_47574_9430.N1	06-APR-2011 01:12:10	Bright	49.500	119	14Eta Dra	2.7270	4700.0	99	47574	No
17	GOM_NL__2PRFIN20110406_011932_000000383101_00146_47574_9431.N1	06-APR-2011 01:19:32	Bright	38.000	89	5Alp Cep	2.4510	8000.0	76	47574	No
18	GOM_NL__2PRFIN20110406_012419_000000603101_00146_47574_9432.N1	06-APR-2011 01:24:19	Bright	60.000	144	18Del Cyg	2.8600	11000.	120	47574	No
19	GOM_NL__2PRFIN20110406_012625_000000673101_00146_47574_9433.N1	06-APR-2011 01:26:25	Bright	67.000	66	37Gam Cyg	2.2080	5900.0	134	47574	No
20	GOM_NL__2PRFIN20110406_012836_000000483101_00146_47574_9434.N1	06-APR-2011 01:28:36	Bright	47.500	92	53Eps Cyg	2.5000	4500.0	95	47574	No
21	GOM_NL__2PRFIN20110406_013523_000000483101_00146_47574_9435.N1	06-APR-2011 01:35:23	Twilight_stray	47.500	61	8Eps Peg	2.1000	3900.0	95	47574	No
22	GOM_NL__2PRFIN20110406_014006_000000463101_00146_47574_9436.N1	06-APR-2011 01:40:06	Dark	45.500	154	22Bet Aqr	2.8990	5700.0	91	47574	No
23	GOM_NL__2PRFIN20110406_015420_000000563101_00146_47574_9437.N1	06-APR-2011 01:54:20	Dark	55.500	103	38Zet Sgr	2.6000	9700.0	111	47574	No
24	GOM_NL__2PRFIN20110406_015758_000000583101_00147_47575_9454.N1	06-APR-2011 01:57:58	Dark	58.000	38	20Eps Sgr	1.8360	11000.	116	47575	No
25	GOM_NL__2PRFIN20110406_020210_000000733101_00147_47575_9455.N1	06-APR-2011 02:02:10	Dark	73.000	25	35Lam Sco	1.6200	28000.	146	47575	No
26	GOM_NL__2PRFIN20110406_020948_000000453101_00147_47575_9456.N1	06-APR-2011 02:09:48	Straylight	44.500	78	Alp Lup	2.3040	28000.	89	47575	No
27	GOM_NL__2PRFIN20110406_021124_000000453101_00147_47575_9457.N1	06-APR-2011 02:11:24	Straylight	44.500	81	Eta Cen	2.3560	28000.	89	47575	No
28	GOM_NL__2PRFIN20110406_021358_000000503101_00147_47575_9458.N1	06-APR-2011 02:13:58	Straylight	50.000	54	5The Cen	2.0550	4500.0	100	47575	No
29	GOM_NL__2PRFIN20110406_021935_000000473101_00147_47575_9459.N1	06-APR-2011 02:19:35	Twilight_stray	47.000	106	9Bet Crv	2.6480	5600.0	94	47575	No
30	GOM_NL__2PRFIN20110406_022139_000000443101_00147_47575_9460.N1	06-APR-2011 02:21:39	Twilight_stray	44.000	163	7Del Crv	2.9450	11000.	88	47575	No
31	GOM_NL__2PRFIN20110406_022306_000000573101_00147_47575_9461.N1	06-APR-2011 02:23:06	Bright	57.000	15	67Alp Vir	0.97600	28000.	114	47575	No
32	GOM_NL__2PRFIN20110406_022614_000000413101_00147_47575_9462.N1	06-APR-2011 02:26:14	Bright	41.000	121	29Gam Vir	2.7400	7200.0	82	47575	No
33	GOM_NL__2PRFIN20110406_023028_000000433101_00147_47575_9463.N1	06-APR-2011 02:30:28	Bright	43.000	138	47Eps Vir	2.8280	4700.0	86	47575	No
34	GOM_NL__2PRFIN20110406_023851_000000423101_00147_47575_9464.N1	06-APR-2011 02:38:51	Bright	42.000	152	12Alp2CVn	2.8900	11000.	84	47575	No
35	GOM_NL__2PRFIN20110406_024207_000000383101_00147_47575_9465.N1	06-APR-2011 02:42:07	Bright	37.500	87	64Gam UMa	2.4330	11000.	75	47575	No
36	GOM_NL__2PRFIN20110406_024341_000000413101_00147_47575_9466.N1	06-APR-2011 02:43:41	Bright	40.500	32	77Eps UMa	1.7630	11000.	81	47575	No
37	GOM_NL__2PRFIN20110406_025004_000000393101_00147_47575_9467.N1	06-APR-2011 02:50:04	Bright	38.500	60	7Bet UMi	2.0810	3950.0	77	47575	No
38	GOM_NL__2PRFIN20110406_025224_000000483101_00147_47575_9468.N1	06-APR-2011 02:52:24	Bright	48.000	119	14Eta Dra	2.7270	4700.0	96	47575	No
39	GOM_NL__2PRFIN20110406_025946_000000373101_00147_47575_9469.N1	06-APR-2011 02:59:46	Bright	37.000	89	5Alp Cep	2.4510	8000.0	74	47575	No
40	GOM_NL__2PRFIN20110406_030433_000000483101_00147_47575_9470.N1	06-APR-2011 03:04:33	Bright	48.000	144	18Del Cyg	2.8600	11000.	96	47575	No
41	GOM_NL__2PRFIN20110406_030639_000000483101_00147_47575_9471.N1	06-APR-2011 03:06:39	Bright	48.000	66	37Gam Cyg	2.2080	5900.0	96	47575	No
42	GOM_NL__2PRFIN20110406_030850_000000643101_00147_47575_9472.N1	06-APR-2011 03:08:50	Bright	64.000	92	53Eps Cyg	2.5000	4500.0	128	47575	No

43	GOM_NL__2PRFIN20110406_031538_000000483101_00147_47575_9473.N1	06-APR-2011 03:15:38	Tw_i_and_stray	48.000	61	8Eps Peg	2.1000	3900.0	96	47575	No
44	GOM_NL__2PRFIN20110406_032021_000000443101_00147_47575_9474.N1	06-APR-2011 03:20:21	Dark	43.500	154	22Bet Aqr	2.8990	5700.0	87	47575	No
45	GOM_NL__2PRFIN20110406_033436_000000543101_00147_47575_9475.N1	06-APR-2011 03:34:36	Dark	53.500	103	38Zet Sgr	2.6000	9700.0	107	47575	No
46	GOM_NL__2PRFIN20110406_033813_000000593101_00148_47576_9524.N1	06-APR-2011 03:38:13	Dark	59.000	38	20Eps Sgr	1.8360	11000.	118	47576	No
47	GOM_NL__2PRFIN20110406_034225_000000593101_00148_47576_9525.N1	06-APR-2011 03:42:25	Dark	58.500	25	35Lam Sco	1.6200	28000.	117	47576	No
48	GOM_NL__2PRFIN20110406_035002_000000443101_00148_47576_9526.N1	06-APR-2011 03:50:02	Straylight	44.000	78	Alp Lup	2.3040	28000.	88	47576	No
49	GOM_NL__2PRFIN20110406_035138_000000453101_00148_47576_9527.N1	06-APR-2011 03:51:38	Straylight	45.000	81	Eta Cen	2.3560	28000.	90	47576	No
50	GOM_NL__2PRFIN20110406_035413_000000543101_00148_47576_9528.N1	06-APR-2011 03:54:13	Straylight	53.500	54	5The Cen	2.0550	4500.0	107	47576	No
51	GOM_NL__2PRFIN20110406_035949_000000473101_00148_47576_9529.N1	06-APR-2011 03:59:49	Tw_i_and_stray	46.500	106	9Bet Crv	2.6480	5600.0	93	47576	No
52	GOM_NL__2PRFIN20110406_040154_000000433101_00148_47576_9530.N1	06-APR-2011 04:01:54	Tw_i_and_stray	43.000	163	7Del Crv	2.9450	11000.	86	47576	No
53	GOM_NL__2PRFIN20110406_040320_000000563101_00148_47576_9531.N1	06-APR-2011 04:03:20	Bright	56.000	15	67Alp Vir	0.97600	28000.	112	47576	No
54	GOM_NL__2PRFIN20110406_040628_000000423101_00148_47576_9532.N1	06-APR-2011 04:06:28	Bright	42.000	121	29Gam Vir	2.7400	7200.0	84	47576	No
55	GOM_NL__2PRFIN20110406_041041_000000453101_00148_47576_9533.N1	06-APR-2011 04:10:41	Bright	45.000	138	47Eps Vir	2.8280	4700.0	90	47576	No
56	GOM_NL__2PRFIN20110406_041905_000000433101_00148_47576_9534.N1	06-APR-2011 04:19:05	Bright	42.500	152	12Alp2CVn	2.8900	11000.	85	47576	No
57	GOM_NL__2PRFIN20110406_042221_000000353101_00148_47576_9535.N1	06-APR-2011 04:22:21	Bright	35.000	87	64Gam UMa	2.4330	11000.	70	47576	No
58	GOM_NL__2PRFIN20110406_042355_000000413101_00148_47576_9536.N1	06-APR-2011 04:23:55	Bright	40.500	32	77Eps UMa	1.7630	11000.	81	47576	No
59	GOM_NL__2PRFIN20110406_043018_000000583101_00148_47576_9537.N1	06-APR-2011 04:30:18	Bright	58.000	60	7Bet UMi	2.0810	3950.0	116	47576	No
60	GOM_NL__2PRFIN20110406_043237_000000483101_00148_47576_9538.N1	06-APR-2011 04:32:37	Bright	48.000	119	14Eta Dra	2.7270	4700.0	96	47576	No
61	GOM_NL__2PRFIN20110406_044000_000000393101_00148_47576_9539.N1	06-APR-2011 04:40:00	Bright	38.500	89	5Alp Cep	2.4510	8000.0	77	47576	No
62	GOM_NL__2PRFIN20110406_044446_000000513101_00148_47576_9540.N1	06-APR-2011 04:44:46	Bright	51.000	144	18Del Cyg	2.8600	11000.	102	47576	No
63	GOM_NL__2PRFIN20110406_044653_000000473101_00148_47576_9541.N1	06-APR-2011 04:46:53	Bright	47.000	66	37Gam Cyg	2.2080	5900.0	94	47576	No
64	GOM_NL__2PRFIN20110406_044904_000000473101_00148_47576_9542.N1	06-APR-2011 04:49:04	Bright	46.500	92	53Eps Cyg	2.5000	4500.0	93	47576	No
65	GOM_NL__2PRFIN20110406_045552_000000503101_00148_47576_9543.N1	06-APR-2011 04:55:52	Tw_i_and_stray	49.500	61	8Eps Peg	2.1000	3900.0	99	47576	No
66	GOM_NL__2PRFIN20110406_050035_000000483101_00148_47576_9544.N1	06-APR-2011 05:00:35	Dark	47.500	154	22Bet Aqr	2.8990	5700.0	95	47576	No
67	GOM_NL__2PRFIN20110406_051451_000000563101_00148_47576_9545.N1	06-APR-2011 05:14:51	Dark	56.000	103	38Zet Sgr	2.6000	9700.0	112	47576	No
68	GOM_NL__2PRFIN20110406_051829_000000583101_00149_47577_9540.N1	06-APR-2011 05:18:29	Dark	57.500	38	20Eps Sgr	1.8360	11000.	115	47577	No
69	GOM_NL__2PRFIN20110406_052241_000000603101_00149_47577_9541.N1	06-APR-2011 05:22:41	Dark	60.000	25	35Lam Sco	1.6200	28000.	120	47577	No
70	GOM_NL__2PRFIN20110406_053017_000000433101_00149_47577_9542.N1	06-APR-2011 05:30:17	Straylight	43.000	78	Alp Lup	2.3040	28000.	86	47577	No
71	GOM_NL__2PRFIN20110406_053153_000000453101_00149_47577_9543.N1	06-APR-2011 05:31:53	Straylight	45.000	81	Eta Cen	2.3560	28000.	90	47577	No
72	GOM_NL__2PRFIN20110406_053428_000000523101_00149_47577_9544.N1	06-APR-2011 05:34:28	Straylight	51.500	54	5The Cen	2.0550	4500.0	103	47577	No
73	GOM_NL__2PRFIN20110406_054003_000000463101_00149_47577_9545.N1	06-APR-2011 05:40:03	Tw_i_and_stray	46.000	106	9Bet Crv	2.6480	5600.0	92	47577	No
74	GOM_NL__2PRFIN20110406_054208_000000443101_00149_47577_9546.N1	06-APR-2011 05:42:08	Tw_i_and_stray	43.500	163	7Del Crv	2.9450	11000.	87	47577	No
75	GOM_NL__2PRFIN20110406_054334_000000583101_00149_47577_9547.N1	06-APR-2011 05:43:34	Bright	57.500	15	67Alp Vir	0.97600	28000.	115	47577	No
76	GOM_NL__2PRFIN20110406_054642_000000393101_00149_47577_9548.N1	06-APR-2011 05:46:42	Bright	38.500	121	29Gam Vir	2.7400	7200.0	77	47577	No
77	GOM_NL__2PRFIN20110406_055055_000000453101_00149_47577_9549.N1	06-APR-2011 05:50:55	Bright	45.000	138	47Eps Vir	2.8280	4700.0	90	47577	No
78	GOM_NL__2PRFIN20110406_055919_000000413101_00149_47577_9550.N1	06-APR-2011 05:59:19	Bright	40.500	152	12Alp2CVn	2.8900	11000.	81	47577	No
79	GOM_NL__2PRFIN20110406_060235_000000373101_00149_47577_9551.N1	06-APR-2011 06:02:35	Bright	37.000	87	64Gam UMa	2.4330	11000.	74	47577	No
80	GOM_NL__2PRFIN20110406_060408_000000383101_00149_47577_9552.N1	06-APR-2011 06:04:08	Bright	38.000	32	77Eps UMa	1.7630	11000.	76	47577	No
81	GOM_NL__2PRFIN20110406_061032_000000413101_00149_47577_9553.N1	06-APR-2011 06:10:32	Bright	40.500	60	7Bet UMi	2.0810	3950.0	81	47577	No
82	GOM_NL__2PRFIN20110406_061250_000000463101_00149_47577_9554.N1	06-APR-2011 06:12:50	Bright	45.500	119	14Eta Dra	2.7270	4700.0	91	47577	No
83	GOM_NL__2PRFIN20110406_062014_000000393101_00149_47577_9555.N1	06-APR-2011 06:20:14	Bright	39.000	89	5Alp Cep	2.4510	8000.0	78	47577	No
84	GOM_NL__2PRFIN20110406_062500_000000493101_00149_47577_9556.N1	06-APR-2011 06:25:00	Bright	48.500	144	18Del Cyg	2.8600	11000.	97	47577	No
85	GOM_NL__2PRFIN20110406_062707_000000483101_00149_47577_9557.N1	06-APR-2011 06:27:07	Bright	48.000	66	37Gam Cyg	2.2080	5900.0	96	47577	No
86	GOM_NL__2PRFIN20110406_062919_000000473101_00149_47577_9558.N1	06-APR-2011 06:29:19	Bright	47.000	92	53Eps Cyg	2.5000	4500.0	94	47577	No
87	GOM_NL__2PRFIN20110406_063606_000000493101_00149_47577_9559.N1	06-APR-2011 06:36:06	Tw_i_and_stray	48.500	61	8Eps Peg	2.1000	3900.0	97	47577	No
88	GOM_NL__2PRFIN20110406_064050_000000463101_00149_47577_9560.N1	06-APR-2011 06:40:50	Dark	46.000	154	22Bet Aqr	2.8990	5700.0	92	47577	No
89	GOM_NL__2PRFIN20110406_065507_000000563101_00149_47577_9561.N1	06-APR-2011 06:55:07	Dark	55.500	103	38Zet Sgr	2.6000	9700.0	111	47577	No
90	GOM_NL__2PRFIN20110406_065844_000000593101_00150_47578_9557.N1	06-APR-2011 06:58:44	Dark	59.000	38	20Eps Sgr	1.8360	11000.	118	47578	No
91	GOM_NL__2PRFIN20110406_070256_000000633101_00150_47578_9558.N1	06-APR-2011 07:02:56	Dark	63.000	25	35Lam Sco	1.6200	28000.	126	47578	No
92	GOM_NL__2PRFIN20110406_071032_000000463101_00150_47578_9559.N1	06-APR-2011 07:10:32	Straylight	45.500	78	Alp Lup	2.3040	28000.	91	47578	No
93	GOM_NL__2PRFIN20110406_071208_000000473101_00150_47578_9560.N1	06-APR-2011 07:12:08	Straylight	46.500	81	Eta Cen	2.3560	28000.	93	47578	No
94	GOM_NL__2PRFIN20110406_071442_000000553101_00150_47578_9561.N1	06-APR-2011 07:14:42	Straylight	55.000	54	5The Cen	2.0550	4500.0	110	47578	No
95	GOM_NL__2PRFIN20110406_072018_000000443101_00150_47578_9562.N1	06-APR-2011 07:20:18	Tw_i_and_stray	44.000	106	9Bet Crv	2.6480	5600.0	88	47578	No
96	GOM_NL__2PRFIN20110406_072222_000000403101_00150_47578_9563.N1	06-APR-2011 07:22:22	Tw_i_and_stray	40.000	163	7Del Crv	2.9450	11000.	80	47578	No
97	GOM_NL__2PRFIN20110406_072348_000000593101_00150_47578_9564.N1	06-APR-2011 07:23:48	Bright	58.500	15	67Alp Vir	0.97600	28000.	117	47578	No
98	GOM_NL__2PRFIN20110406_072656_000000413101_00150_47578_9565.N1	06-APR-2011 07:26:56	Bright	41.000	121	29Gam Vir	2.7400	7200.0	82	47578	No
99	GOM_NL__2PRFIN20110406_073109_000000453101_00150_47578_9566.N1	06-APR-2011 07:31:09	Bright	44.500	138	47Eps Vir	2.8280	4700.0	89	47578	No
100	GOM_NL__2PRFIN20110406_073932_000000413101_00150_47578_9567.N1	06-APR-2011 07:39:32	Bright	40.500	152	12Alp2CVn	2.8900	11000.	81	47578	No
101	GOM_NL__2PRFIN20110406_074249_000000383101_00150_47578_9568.N1	06-APR-2011 07:42:49	Bright	37.500	87	64Gam UMa	2.4330	11000.	75	47578	No

102	GOM_NL__2PRFIN20110406_074422_000000403101_00150_47578_9569.N1	06-APR-2011 07:44:22	Bright	39.500	32	77Eps UMa	1.7630	11000.	79	47578	No
103	GOM_NL__2PRFIN20110406_075046_000000393101_00150_47578_9570.N1	06-APR-2011 07:50:46	Bright	39.000	60	7Bet UMi	2.0810	3950.0	78	47578	No
104	GOM_NL__2PRFIN20110406_075304_000000473101_00150_47578_9571.N1	06-APR-2011 07:53:04	Bright	47.000	119	14Eta Dra	2.7270	4700.0	94	47578	No
105	GOM_NL__2PRFIN20110406_080028_000000383101_00150_47578_9572.N1	06-APR-2011 08:00:28	Bright	37.500	89	5Alp Cep	2.4510	8000.0	75	47578	No
106	GOM_NL__2PRFIN20110406_080514_000000493101_00150_47578_9573.N1	06-APR-2011 08:05:14	Bright	48.500	144	18Del Cyg	2.8600	11000.	97	47578	No
107	GOM_NL__2PRFIN20110406_080721_000000483101_00150_47578_9574.N1	06-APR-2011 08:07:21	Bright	48.000	66	37Gam Cyg	2.2080	5900.0	96	47578	No
108	GOM_NL__2PRFIN20110406_080933_000000463101_00150_47578_9575.N1	06-APR-2011 08:09:33	Bright	45.500	92	53Eps Cyg	2.5000	4500.0	91	47578	No
109	GOM_NL__2PRFIN20110406_081621_000000473101_00150_47578_9576.N1	06-APR-2011 08:16:21	Tw_i_and_stray	47.000	61	8Eps Peg	2.1000	3900.0	94	47578	No
110	GOM_NL__2PRFIN20110406_082104_000000473101_00150_47578_9577.N1	06-APR-2011 08:21:04	Dark	46.500	154	22Bet Aqr	2.8990	5700.0	93	47578	No
111	GOM_NL__2PRFIN20110406_083522_000000553101_00150_47578_9578.N1	06-APR-2011 08:35:22	Dark	54.500	103	38Zet Sgr	2.6000	9700.0	109	47578	No
112	GOM_NL__2PRFIN20110406_083900_000000563101_00151_47579_9576.N1	06-APR-2011 08:39:00	Dark	55.500	38	20Eps Sgr	1.8360	11000.	111	47579	No
113	GOM_NL__2PRFIN20110406_084312_000000593101_00151_47579_9577.N1	06-APR-2011 08:43:12	Dark	59.000	25	35Lam Sco	1.6200	28000.	118	47579	No
114	GOM_NL__2PRFIN20110406_085046_000000453101_00151_47579_9578.N1	06-APR-2011 08:50:46	Straylight	45.000	78	Alp Lup	2.3040	28000.	90	47579	No
115	GOM_NL__2PRFIN20110406_085222_000000463101_00151_47579_9579.N1	06-APR-2011 08:52:22	Straylight	45.500	81	Eta Cen	2.3560	28000.	91	47579	No
116	GOM_NL__2PRFIN20110406_085456_000000513101_00151_47579_9580.N1	06-APR-2011 08:54:56	Straylight	50.500	54	5The Cen	2.0550	4500.0	101	47579	No
117	GOM_NL__2PRFIN20110406_090032_000000473101_00151_47579_9581.N1	06-APR-2011 09:00:32	Tw_i_and_stray	47.000	106	9Bet Crv	2.6480	5600.0	94	47579	No
118	GOM_NL__2PRFIN20110406_090236_000000413101_00151_47579_9582.N1	06-APR-2011 09:02:36	Tw_i_and_stray	40.500	163	7Del Crv	2.9450	11000.	81	47579	No
119	GOM_NL__2PRFIN20110406_090402_000000543101_00151_47579_9583.N1	06-APR-2011 09:04:02	Bright	53.500	15	67Alp Vir	0.97600	28000.	107	47579	No
120	GOM_NL__2PRFIN20110406_090710_000000433101_00151_47579_9584.N1	06-APR-2011 09:07:10	Bright	42.500	121	29Gam Vir	2.7400	7200.0	85	47579	No
121	GOM_NL__2PRFIN20110406_091122_000000453101_00151_47579_9585.N1	06-APR-2011 09:11:22	Bright	44.500	138	47Eps Vir	2.8280	4700.0	89	47579	No
122	GOM_NL__2PRFIN20110406_091945_000000423101_00151_47579_9586.N1	06-APR-2011 09:19:45	Bright	41.500	152	12Alp2CVn	2.8900	11000.	83	47579	No
123	GOM_NL__2PRFIN20110406_092303_000000423101_00151_47579_9587.N1	06-APR-2011 09:23:03	Bright	42.000	87	64Gam UMa	2.4330	11000.	84	47579	No
124	GOM_NL__2PRFIN20110406_092436_000000393101_00151_47579_9588.N1	06-APR-2011 09:24:36	Bright	39.000	32	77Eps UMa	1.7630	11000.	78	47579	No
125	GOM_NL__2PRFIN20110406_093059_000000423101_00151_47579_9589.N1	06-APR-2011 09:30:59	Bright	42.000	60	7Bet UMi	2.0810	3950.0	84	47579	No
126	GOM_NL__2PRFIN20110406_093317_000000483101_00151_47579_9590.N1	06-APR-2011 09:33:17	Bright	47.500	119	14Eta Dra	2.7270	4700.0	95	47579	No
127	GOM_NL__2PRFIN20110406_094042_000000393101_00151_47579_9591.N1	06-APR-2011 09:40:42	Bright	39.000	89	5Alp Cep	2.4510	8000.0	78	47579	No
128	GOM_NL__2PRFIN20110406_094528_000000513101_00151_47579_9592.N1	06-APR-2011 09:45:28	Bright	50.500	144	18Del Cyg	2.8600	11000.	101	47579	No
129	GOM_NL__2PRFIN20110406_094735_000000493101_00151_47579_9593.N1	06-APR-2011 09:47:35	Bright	48.500	66	37Gam Cyg	2.2080	5900.0	97	47579	No
130	GOM_NL__2PRFIN20110406_094947_000000483101_00151_47579_9594.N1	06-APR-2011 09:49:47	Bright	48.000	92	53Eps Cyg	2.5000	4500.0	96	47579	No
131	GOM_NL__2PRFIN20110406_095635_000000483101_00151_47579_9595.N1	06-APR-2011 09:56:35	Tw_i_and_stray	47.500	61	8Eps Peg	2.1000	3900.0	95	47579	No
132	GOM_NL__2PRFIN20110406_100119_000000473101_00151_47579_9596.N1	06-APR-2011 10:01:19	Dark	46.500	154	22Bet Aqr	2.8990	5700.0	93	47579	No
133	GOM_NL__2PRFIN20110406_101537_000000573101_00151_47579_9597.N1	06-APR-2011 10:15:37	Dark	56.500	103	38Zet Sgr	2.6000	9700.0	113	47579	No
134	GOM_NL__2PRFIN20110406_101915_000000563101_00152_47580_9611.N1	06-APR-2011 10:19:15	Dark	56.000	38	20Eps Sgr	1.8360	11000.	112	47580	No
135	GOM_NL__2PRFIN20110406_102327_000000603101_00152_47580_9612.N1	06-APR-2011 10:23:27	Dark	59.500	25	35Lam Sco	1.6200	28000.	119	47580	No
136	GOM_NL__2PRFIN20110406_103101_000000433101_00152_47580_9613.N1	06-APR-2011 10:31:01	Straylight	43.000	78	Alp Lup	2.3040	28000.	86	47580	No
137	GOM_NL__2PRFIN20110406_103237_000000493101_00152_47580_9614.N1	06-APR-2011 10:32:37	Straylight	48.500	81	Eta Cen	2.3560	28000.	97	47580	No
138	GOM_NL__2PRFIN20110406_103511_000000533101_00152_47580_9615.N1	06-APR-2011 10:35:11	Straylight	52.500	54	5The Cen	2.0550	4500.0	105	47580	No
139	GOM_NL__2PRFIN20110406_104046_000000453101_00152_47580_9616.N1	06-APR-2011 10:40:46	Tw_i_and_stray	45.000	106	9Bet Crv	2.6480	5600.0	90	47580	No
140	GOM_NL__2PRFIN20110406_104250_000000413101_00152_47580_9617.N1	06-APR-2011 10:42:50	Tw_i_and_stray	40.500	163	7Del Crv	2.9450	11000.	81	47580	No
141	GOM_NL__2PRFIN20110406_104416_000000563101_00152_47580_9618.N1	06-APR-2011 10:44:16	Bright	55.500	15	67Alp Vir	0.97600	28000.	111	47580	No
142	GOM_NL__2PRFIN20110406_104724_000000413101_00152_47580_9619.N1	06-APR-2011 10:47:24	Bright	40.500	121	29Gam Vir	2.7400	7200.0	81	47580	No
143	GOM_NL__2PRFIN20110406_105136_000000623101_00152_47580_9620.N1	06-APR-2011 10:51:36	Bright	61.500	138	47Eps Vir	2.8280	4700.0	123	47580	No
144	GOM_NL__2PRFIN20110406_105959_000000413101_00152_47580_9621.N1	06-APR-2011 10:59:59	Bright	41.000	152	12Alp2CVn	2.8900	11000.	82	47580	No
145	GOM_NL__2PRFIN20110406_110316_000000393101_00152_47580_9622.N1	06-APR-2011 11:03:16	Bright	38.500	87	64Gam UMa	2.4330	11000.	77	47580	No
146	GOM_NL__2PRFIN20110406_110449_000000413101_00152_47580_9623.N1	06-APR-2011 11:04:49	Bright	41.000	32	77Eps UMa	1.7630	11000.	82	47580	No
147	GOM_NL__2PRFIN20110406_111113_000000413101_00152_47580_9624.N1	06-APR-2011 11:11:13	Bright	41.000	60	7Bet UMi	2.0810	3950.0	82	47580	No
148	GOM_NL__2PRFIN20110406_111330_000000493101_00152_47580_9625.N1	06-APR-2011 11:13:30	Bright	48.500	119	14Eta Dra	2.7270	4700.0	97	47580	No
149	GOM_NL__2PRFIN20110406_112056_000000563101_00152_47580_9626.N1	06-APR-2011 11:20:56	Bright	56.000	89	5Alp Cep	2.4510	8000.0	112	47580	No
150	GOM_NL__2PRFIN20110406_112542_000000663101_00152_47580_9627.N1	06-APR-2011 11:25:42	Bright	66.000	144	18Del Cyg	2.8600	11000.	132	47580	No
151	GOM_NL__2PRFIN20110406_112749_000000463101_00152_47580_9628.N1	06-APR-2011 11:27:49	Bright	45.500	66	37Gam Cyg	2.2080	5900.0	91	47580	No
152	GOM_NL__2PRFIN20110406_113001_000000463101_00152_47580_9629.N1	06-APR-2011 11:30:01	Bright	45.500	92	53Eps Cyg	2.5000	4500.0	91	47580	No
153	GOM_NL__2PRFIN20110406_113649_000000463101_00152_47580_9630.N1	06-APR-2011 11:36:49	Tw_i_and_stray	46.000	61	8Eps Peg	2.1000	3900.0	92	47580	No
154	GOM_NL__2PRFIN20110406_114133_000000443101_00152_47580_9631.N1	06-APR-2011 11:41:33	Dark	43.500	154	22Bet Aqr	2.8990	5700.0	87	47580	No
155	GOM_NL__2PRFIN20110406_115553_000000543101_00152_47580_9632.N1	06-APR-2011 11:55:53	Dark	53.500	103	38Zet Sgr	2.6000	9700.0	107	47580	No
156	GOM_NL__2PRFIN20110406_115930_000000573101_00153_47581_9670.N1	06-APR-2011 11:59:30	Dark	57.000	38	20Eps Sgr	1.8360	11000.	114	47581	No
157	GOM_NL__2PRFIN20110406_120342_000000603101_00153_47581_9671.N1	06-APR-2011 12:03:42	Dark	60.000	25	35Lam Sco	1.6200	28000.	120	47581	No
158	GOM_NL__2PRFIN20110406_121115_000000443101_00153_47581_9672.N1	06-APR-2011 12:11:15	Straylight	43.500	78	Alp Lup	2.3040	28000.	87	47581	No
159	GOM_NL__2PRFIN20110406_121251_000000483101_00153_47581_9673.N1	06-APR-2011 12:12:51	Straylight	47.500	81	Eta Cen	2.3560	28000.	95	47581	No
160	GOM_NL__2PRFIN20110406_121525_000000503101_00153_47581_9674.N1	06-APR-2011 12:15:25	Straylight	50.000	54	5The Cen	2.0550	4500.0	100	47581	No

161	GOM_NL__2PRFIN20110406_122100_000000473101_00153_47581_9675.N1	06-APR-2011 12:21:00	Tw_i_and_stray	46.500	106	9Bet Crv	2.6480	5600.0	93	47581	No
162	GOM_NL__2PRFIN20110406_122304_000000423101_00153_47581_9676.N1	06-APR-2011 12:23:04	Tw_i_and_stray	42.000	163	7Del Crv	2.9450	11000.	84	47581	No
163	GOM_NL__2PRFIN20110406_122430_000000563101_00153_47581_9677.N1	06-APR-2011 12:24:30	Bright	56.000	15	67Alp Vir	0.97600	28000.	112	47581	No
164	GOM_NL__2PRFIN20110406_122738_000000403101_00153_47581_9678.N1	06-APR-2011 12:27:38	Bright	40.000	121	29Gam Vir	2.7400	7200.0	80	47581	No
165	GOM_NL__2PRFIN20110406_123150_000000453101_00153_47581_9679.N1	06-APR-2011 12:31:50	Bright	44.500	138	47Eps Vir	2.8280	4700.0	89	47581	No
166	GOM_NL__2PRFIN20110406_124012_000000403101_00153_47581_9680.N1	06-APR-2011 12:40:12	Bright	40.000	152	12Alp2CVn	2.8900	11000.	80	47581	No
167	GOM_NL__2PRFIN20110406_124330_000000363101_00153_47581_9681.N1	06-APR-2011 12:43:30	Bright	36.000	87	64Gam UMa	2.4330	11000.	72	47581	No
168	GOM_NL__2PRFIN20110406_124503_000000403101_00153_47581_9682.N1	06-APR-2011 12:45:03	Bright	40.000	32	77Eps UMa	1.7630	11000.	80	47581	No
169	GOM_NL__2PRFIN20110406_125126_000000393101_00153_47581_9683.N1	06-APR-2011 12:51:26	Bright	38.500	60	7Bet UMi	2.0810	3950.0	77	47581	No
170	GOM_NL__2PRFIN20110406_125343_000000483101_00153_47581_9684.N1	06-APR-2011 12:53:43	Bright	48.000	119	14Eta Dra	2.7270	4700.0	96	47581	No
171	GOM_NL__2PRFIN20110406_130110_000000383101_00153_47581_9685.N1	06-APR-2011 13:01:10	Bright	37.500	89	5Alp Cep	2.4510	8000.0	75	47581	No
172	GOM_NL__2PRFIN20110406_130555_000000483101_00153_47581_9686.N1	06-APR-2011 13:05:55	Bright	47.500	144	18Del Cyg	2.8600	11000.	95	47581	No
173	GOM_NL__2PRFIN20110406_130803_000000483101_00153_47581_9687.N1	06-APR-2011 13:08:03	Bright	47.500	66	37Gam Cyg	2.2080	5900.0	95	47581	No
174	GOM_NL__2PRFIN20110406_131015_000000483101_00153_47581_9688.N1	06-APR-2011 13:10:15	Bright	47.500	92	53Eps Cyg	2.5000	4500.0	95	47581	No
175	GOM_NL__2PRFIN20110406_131704_000000493101_00153_47581_9689.N1	06-APR-2011 13:17:04	Tw_i_and_stray	48.500	61	8Eps Peg	2.1000	3900.0	97	47581	No
176	GOM_NL__2PRFIN20110406_132147_000000453101_00153_47581_9690.N1	06-APR-2011 13:21:47	Dark	45.000	154	22Bet Aqr	2.8990	5700.0	90	47581	No
177	GOM_NL__2PRFIN20110406_133608_000000573101_00153_47581_9691.N1	06-APR-2011 13:36:08	Dark	56.500	103	38Zet Sgr	2.6000	9700.0	113	47581	No
178	GOM_NL__2PRFIN20110406_133945_000000583101_00154_47582_9706.N1	06-APR-2011 13:39:45	Dark	57.500	38	20Eps Sgr	1.8360	11000.	115	47582	No
179	GOM_NL__2PRFIN20110406_134357_000000613101_00154_47582_9707.N1	06-APR-2011 13:43:57	Dark	60.500	25	35Lam Sco	1.6200	28000.	121	47582	No
180	GOM_NL__2PRFIN20110406_135129_000000423101_00154_47582_9708.N1	06-APR-2011 13:51:29	Straylight	42.000	78	Alp Lup	2.3040	28000.	84	47582	No
181	GOM_NL__2PRFIN20110406_135306_000000473101_00154_47582_9709.N1	06-APR-2011 13:53:06	Straylight	46.500	81	Eta Cen	2.3560	28000.	93	47582	No
182	GOM_NL__2PRFIN20110406_135540_000000513101_00154_47582_9710.N1	06-APR-2011 13:55:40	Straylight	50.500	54	5The Cen	2.0550	4500.0	101	47582	No
183	GOM_NL__2PRFIN20110406_140114_000000463101_00154_47582_9711.N1	06-APR-2011 14:01:14	Tw_i_and_stray	46.000	106	9Bet Crv	2.6480	5600.0	92	47582	No
184	GOM_NL__2PRFIN20110406_140318_000000373101_00154_47582_9712.N1	06-APR-2011 14:03:18	Tw_i_and_stray	37.000	163	7Del Crv	2.9450	11000.	74	47582	No
185	GOM_NL__2PRFIN20110406_140444_000000543101_00154_47582_9713.N1	06-APR-2011 14:04:44	Bright	54.000	15	67Alp Vir	0.97600	28000.	108	47582	No
186	GOM_NL__2PRFIN20110406_140752_000000413101_00154_47582_9714.N1	06-APR-2011 14:07:52	Bright	41.000	121	29Gam Vir	2.7400	7200.0	82	47582	No
187	GOM_NL__2PRFIN20110406_141203_000000443101_00154_47582_9715.N1	06-APR-2011 14:12:03	Bright	44.000	138	47Eps Vir	2.8280	4700.0	88	47582	No
188	GOM_NL__2PRFIN20110406_142026_000000423101_00154_47582_9716.N1	06-APR-2011 14:20:26	Bright	42.000	152	12Alp2CVn	2.8900	11000.	84	47582	No
189	GOM_NL__2PRFIN20110406_142344_000000543101_00154_47582_9717.N1	06-APR-2011 14:23:44	Bright	54.000	87	64Gam UMa	2.4330	11000.	108	47582	No
190	GOM_NL__2PRFIN20110406_142517_000000413101_00154_47582_9718.N1	06-APR-2011 14:25:17	Bright	40.500	32	77Eps UMa	1.7630	11000.	81	47582	No
191	GOM_NL__2PRFIN20110406_143140_000000383101_00154_47582_9719.N1	06-APR-2011 14:31:40	Bright	38.000	60	7Bet UMi	2.0810	3950.0	76	47582	No
192	GOM_NL__2PRFIN20110406_143357_000000473101_00154_47582_9720.N1	06-APR-2011 14:33:57	Bright	46.500	119	14Eta Dra	2.7270	4700.0	93	47582	No
193	GOM_NL__2PRFIN20110406_144124_000000563101_00154_47582_9721.N1	06-APR-2011 14:41:24	Bright	56.000	89	5Alp Cep	2.4510	8000.0	112	47582	No
194	GOM_NL__2PRFIN20110406_144609_000000523101_00154_47582_9722.N1	06-APR-2011 14:46:09	Bright	52.000	144	18Del Cyg	2.8600	11000.	104	47582	No
195	GOM_NL__2PRFIN20110406_144817_000000493101_00154_47582_9723.N1	06-APR-2011 14:48:17	Bright	48.500	66	37Gam Cyg	2.2080	5900.0	97	47582	No
196	GOM_NL__2PRFIN20110406_145029_000000463101_00154_47582_9724.N1	06-APR-2011 14:50:29	Bright	46.000	92	53Eps Cyg	2.5000	4500.0	92	47582	No
197	GOM_NL__2PRFIN20110406_145718_000000473101_00154_47582_9725.N1	06-APR-2011 14:57:18	Tw_i_and_stray	47.000	61	8Eps Peg	2.1000	3900.0	94	47582	No
198	GOM_NL__2PRFIN20110406_150202_000000443101_00154_47582_9726.N1	06-APR-2011 15:02:02	Dark	44.000	154	22Bet Aqr	2.8990	5700.0	88	47582	No
199	GOM_NL__2PRFIN20110406_151623_000000573101_00154_47582_9727.N1	06-APR-2011 15:16:23	Dark	56.500	103	38Zet Sgr	2.6000	9700.0	113	47582	No
200	GOM_NL__2PRFIN20110406_152001_000000633101_00155_47583_9752.N1	06-APR-2011 15:20:01	Dark	62.500	38	20Eps Sgr	1.8360	11000.	125	47583	No
201	GOM_NL__2PRFIN20110406_152413_000000613101_00155_47583_9753.N1	06-APR-2011 15:24:13	Dark	60.500	25	35Lam Sco	1.6200	28000.	121	47583	No
202	GOM_NL__2PRFIN20110406_153144_000000423101_00155_47583_9754.N1	06-APR-2011 15:31:44	Straylight	41.500	78	Alp Lup	2.3040	28000.	83	47583	No
203	GOM_NL__2PRFIN20110406_153320_000000463101_00155_47583_9755.N1	06-APR-2011 15:33:20	Straylight	46.000	81	Eta Cen	2.3560	28000.	92	47583	No
204	GOM_NL__2PRFIN20110406_153554_000000513101_00155_47583_9756.N1	06-APR-2011 15:35:54	Straylight	50.500	54	5The Cen	2.0550	4500.0	101	47583	No
205	GOM_NL__2PRFIN20110406_154128_000000483101_00155_47583_9757.N1	06-APR-2011 15:41:28	Tw_i_and_stray	47.500	106	9Bet Crv	2.6480	5600.0	95	47583	No
206	GOM_NL__2PRFIN20110406_154332_000000423101_00155_47583_9758.N1	06-APR-2011 15:43:32	Tw_i_and_stray	41.500	163	7Del Crv	2.9450	11000.	83	47583	No
207	GOM_NL__2PRFIN20110406_154458_000000653101_00155_47583_9759.N1	06-APR-2011 15:44:58	Bright	65.000	15	67Alp Vir	0.97600	28000.	130	47583	No
208	GOM_NL__2PRFIN20110406_154806_000000413101_00155_47583_9760.N1	06-APR-2011 15:48:06	Bright	41.000	121	29Gam Vir	2.7400	7200.0	82	47583	No
209	GOM_NL__2PRFIN20110406_155217_000000453101_00155_47583_9761.N1	06-APR-2011 15:52:17	Bright	44.500	138	47Eps Vir	2.8280	4700.0	89	47583	No
210	GOM_NL__2PRFIN20110406_160040_000000413101_00155_47583_9762.N1	06-APR-2011 16:00:40	Bright	41.000	152	12Alp2CVn	2.8900	11000.	82	47583	No
211	GOM_NL__2PRFIN20110406_160358_000000373101_00155_47583_9763.N1	06-APR-2011 16:03:58	Bright	36.500	87	64Gam UMa	2.4330	11000.	73	47583	No
212	GOM_NL__2PRFIN20110406_160530_000000403101_00155_47583_9764.N1	06-APR-2011 16:05:30	Bright	40.000	32	77Eps UMa	1.7630	11000.	80	47583	No
213	GOM_NL__2PRFIN20110406_161154_000000413101_00155_47583_9765.N1	06-APR-2011 16:11:54	Bright	41.000	60	7Bet UMi	2.0810	3950.0	82	47583	No
214	GOM_NL__2PRFIN20110406_161410_000000473101_00155_47583_9766.N1	06-APR-2011 16:14:10	Bright	47.000	119	14Eta Dra	2.7270	4700.0	94	47583	No
215	GOM_NL__2PRFIN20110406_162137_000000453101_00155_47583_9767.N1	06-APR-2011 16:21:37	Bright	45.000	89	5Alp Cep	2.4510	8000.0	90	47583	No
216	GOM_NL__2PRFIN20110406_162623_000000713101_00155_47583_9768.N1	06-APR-2011 16:26:23	Bright	71.000	144	18Del Cyg	2.8600	11000.	142	47583	No
217	GOM_NL__2PRFIN20110406_162830_000000463101_00155_47583_9769.N1	06-APR-2011 16:28:30	Bright	46.000	66	37Gam Cyg	2.2080	5900.0	92	47583	No
218	GOM_NL__2PRFIN20110406_163043_000000473101_00155_47583_9770.N1	06-APR-2011 16:30:43	Bright	46.500	92	53Eps Cyg	2.5000	4500.0	93	47583	No
219	GOM_NL__2PRFIN20110406_163732_000000483101_00155_47583_9771.N1	06-APR-2011 16:37:32	Tw_i_and_stray	48.000	61	8Eps Peg	2.1000	3900.0	96	47583	No

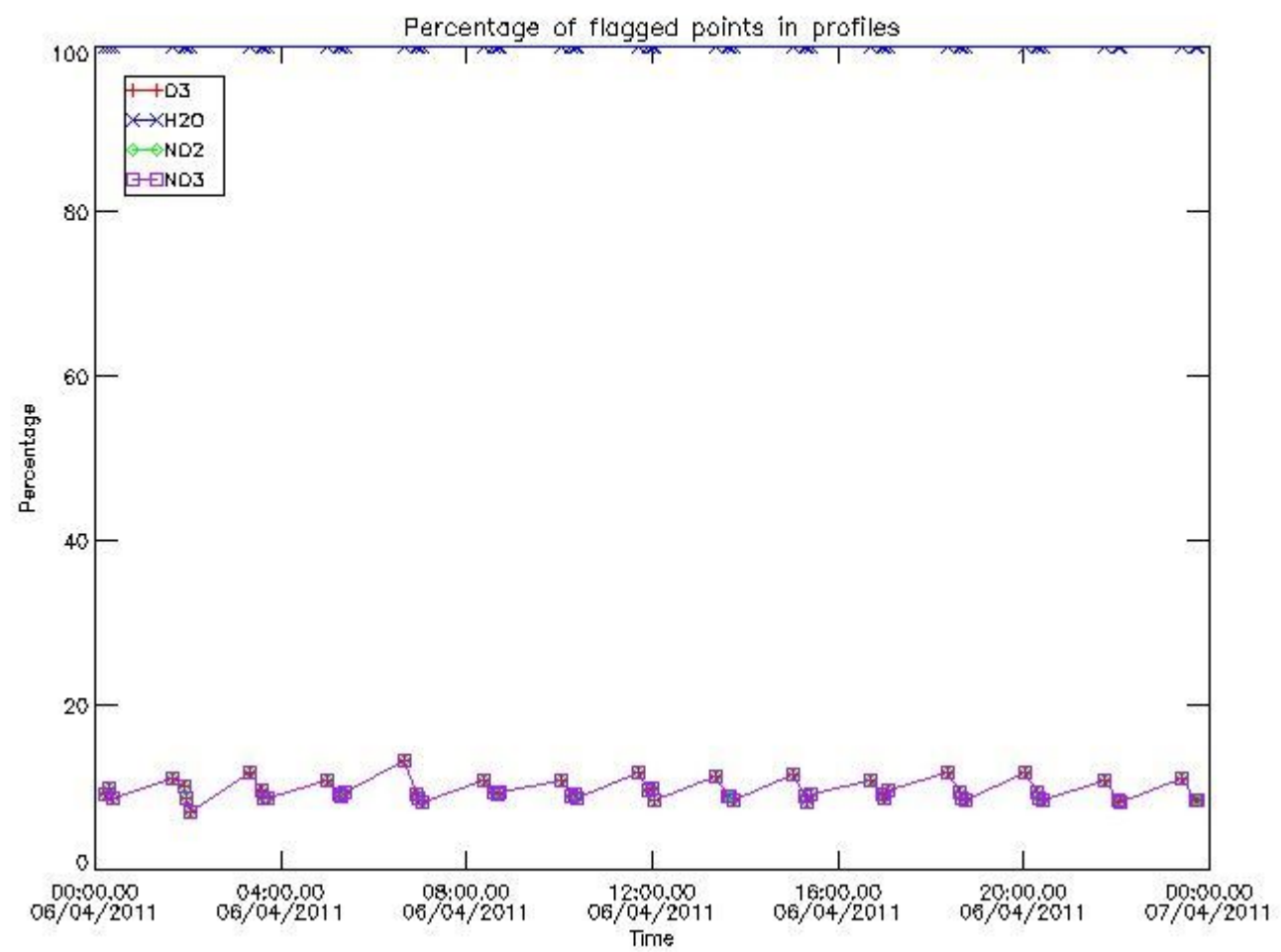
220	GOM_NL__2PRFIN20110406_164216_000000473101_00155_47583_9772.N1	06-APR-2011 16:42:16	Dark	47.000	154	22Bet Aqr	2.8990	5700.0	94	47583	No
221	GOM_NL__2PRFIN20110406_165639_000000553101_00155_47583_9773.N1	06-APR-2011 16:56:39	Dark	55.000	103	38Zet Sgr	2.6000	9700.0	110	47583	No
222	GOM_NL__2PRFIN20110406_170017_000000593101_00156_47584_9763.N1	06-APR-2011 17:00:17	Dark	58.500	38	20Eps Sgr	1.8360	11000.	117	47584	No
223	GOM_NL__2PRFIN20110406_170428_000000643101_00156_47584_9764.N1	06-APR-2011 17:04:28	Dark	63.500	25	35Lam Sco	1.6200	28000.	127	47584	No
224	GOM_NL__2PRFIN20110406_171159_000000463101_00156_47584_9765.N1	06-APR-2011 17:11:59	Straylight	45.500	78	Alp Lup	2.3040	28000.	91	47584	No
225	GOM_NL__2PRFIN20110406_171335_000000463101_00156_47584_9766.N1	06-APR-2011 17:13:35	Straylight	46.000	81	Eta Cen	2.3560	28000.	92	47584	No
226	GOM_NL__2PRFIN20110406_171609_000000533101_00156_47584_9767.N1	06-APR-2011 17:16:09	Straylight	53.000	54	5The Cen	2.0550	4500.0	106	47584	No
227	GOM_NL__2PRFIN20110406_172143_000000483101_00156_47584_9768.N1	06-APR-2011 17:21:43	Tw_i_and_stray	47.500	106	9Bet Crv	2.6480	5600.0	95	47584	No
228	GOM_NL__2PRFIN20110406_172347_000000433101_00156_47584_9769.N1	06-APR-2011 17:23:47	Tw_i_and_stray	42.500	163	7Del Crv	2.9450	11000.	85	47584	No
229	GOM_NL__2PRFIN20110406_172512_000000543101_00156_47584_9770.N1	06-APR-2011 17:25:12	Bright	54.000	15	67Alp Vir	0.97600	28000.	108	47584	No
230	GOM_NL__2PRFIN20110406_172820_000000413101_00156_47584_9771.N1	06-APR-2011 17:28:20	Bright	40.500	121	29Gam Vir	2.7400	7200.0	81	47584	No
231	GOM_NL__2PRFIN20110406_173231_000000443101_00156_47584_9772.N1	06-APR-2011 17:32:31	Bright	44.000	138	47Eps Vir	2.8280	4700.0	88	47584	No
232	GOM_NL__2PRFIN20110406_174053_000000413101_00156_47584_9773.N1	06-APR-2011 17:40:53	Bright	40.500	152	12Alp2CVn	2.8900	11000.	81	47584	No
233	GOM_NL__2PRFIN20110406_174412_000000543101_00156_47584_9774.N1	06-APR-2011 17:44:12	Bright	54.000	87	64Gam UMa	2.4330	11000.	108	47584	No
234	GOM_NL__2PRFIN20110406_174544_000000583101_00156_47584_9775.N1	06-APR-2011 17:45:44	Bright	58.000	32	77Eps UMa	1.7630	11000.	116	47584	No
235	GOM_NL__2PRFIN20110406_175207_000000423101_00156_47584_9776.N1	06-APR-2011 17:52:07	Bright	41.500	60	7Bet UMi	2.0810	3950.0	83	47584	No
236	GOM_NL__2PRFIN20110406_175423_000000503101_00156_47584_9777.N1	06-APR-2011 17:54:23	Bright	50.000	119	14Eta Dra	2.7270	4700.0	100	47584	No
237	GOM_NL__2PRFIN20110406_180151_000000373101_00156_47584_9778.N1	06-APR-2011 18:01:51	Bright	37.000	89	5Alp Cep	2.4510	8000.0	74	47584	No
238	GOM_NL__2PRFIN20110406_180637_000000503101_00156_47584_9779.N1	06-APR-2011 18:06:37	Bright	49.500	144	18Del Cyg	2.8600	11000.	99	47584	No
239	GOM_NL__2PRFIN20110406_180845_000000463101_00156_47584_9780.N1	06-APR-2011 18:08:45	Bright	45.500	66	37Gam Cyg	2.2080	5900.0	91	47584	No
240	GOM_NL__2PRFIN20110406_181057_000000473101_00156_47584_9781.N1	06-APR-2011 18:10:57	Bright	46.500	92	53Eps Cyg	2.5000	4500.0	93	47584	No
241	GOM_NL__2PRFIN20110406_181747_000000463101_00156_47584_9782.N1	06-APR-2011 18:17:47	Tw_i_and_stray	46.000	61	8Eps Peg	2.1000	3900.0	92	47584	No
242	GOM_NL__2PRFIN20110406_182231_000000433101_00156_47584_9783.N1	06-APR-2011 18:22:31	Dark	43.000	154	22Bet Aqr	2.8990	5700.0	86	47584	No
243	GOM_NL__2PRFIN20110406_183654_000000553101_00156_47584_9784.N1	06-APR-2011 18:36:54	Dark	54.500	103	38Zet Sgr	2.6000	9700.0	109	47584	No
244	GOM_NL__2PRFIN20110406_184032_000000583101_00157_47585_9792.N1	06-APR-2011 18:40:32	Dark	58.000	38	20Eps Sgr	1.8360	11000.	116	47585	No
245	GOM_NL__2PRFIN20110406_184443_000000613101_00157_47585_9793.N1	06-APR-2011 18:44:43	Dark	61.000	25	35Lam Sco	1.6200	28000.	122	47585	No
246	GOM_NL__2PRFIN20110406_185213_000000453101_00157_47585_9794.N1	06-APR-2011 18:52:13	Straylight	44.500	78	Alp Lup	2.3040	28000.	89	47585	No
247	GOM_NL__2PRFIN20110406_185349_000000463101_00157_47585_9795.N1	06-APR-2011 18:53:49	Straylight	45.500	81	Eta Cen	2.3560	28000.	91	47585	No
248	GOM_NL__2PRFIN20110406_185623_000000483101_00157_47585_9796.N1	06-APR-2011 18:56:23	Straylight	47.500	54	5The Cen	2.0550	4500.0	95	47585	No
249	GOM_NL__2PRFIN20110406_190157_000000453101_00157_47585_9797.N1	06-APR-2011 19:01:57	Tw_i_and_stray	45.000	106	9Bet Crv	2.6480	5600.0	90	47585	No
250	GOM_NL__2PRFIN20110406_190401_000000443101_00157_47585_9798.N1	06-APR-2011 19:04:01	Tw_i_and_stray	44.000	163	7Del Crv	2.9450	11000.	88	47585	No
251	GOM_NL__2PRFIN20110406_190526_000000553101_00157_47585_9799.N1	06-APR-2011 19:05:26	Bright	55.000	15	67Alp Vir	0.97600	28000.	110	47585	No
252	GOM_NL__2PRFIN20110406_190833_000000413101_00157_47585_9800.N1	06-APR-2011 19:08:33	Bright	41.000	121	29Gam Vir	2.7400	7200.0	82	47585	No
253	GOM_NL__2PRFIN20110406_191245_000000443101_00157_47585_9801.N1	06-APR-2011 19:12:45	Bright	44.000	138	47Eps Vir	2.8280	4700.0	88	47585	No
254	GOM_NL__2PRFIN20110406_192107_000000403101_00157_47585_9802.N1	06-APR-2011 19:21:07	Bright	39.500	152	12Alp2CVn	2.8900	11000.	79	47585	No
255	GOM_NL__2PRFIN20110406_192425_000000523101_00157_47585_9803.N1	06-APR-2011 19:24:25	Bright	52.000	87	64Gam UMa	2.4330	11000.	104	47585	No
256	GOM_NL__2PRFIN20110406_192558_000000393101_00157_47585_9804.N1	06-APR-2011 19:25:58	Bright	38.500	32	77Eps UMa	1.7630	11000.	77	47585	No
257	GOM_NL__2PRFIN20110406_193221_000000383101_00157_47585_9805.N1	06-APR-2011 19:32:21	Bright	38.000	60	7Bet UMi	2.0810	3950.0	76	47585	No
258	GOM_NL__2PRFIN20110406_193436_000000473101_00157_47585_9806.N1	06-APR-2011 19:34:36	Bright	46.500	119	14Eta Dra	2.7270	4700.0	93	47585	No
259	GOM_NL__2PRFIN20110406_194205_000000373101_00157_47585_9807.N1	06-APR-2011 19:42:05	Bright	36.500	89	5Alp Cep	2.4510	8000.0	73	47585	No
260	GOM_NL__2PRFIN20110406_194651_000000643101_00157_47585_9808.N1	06-APR-2011 19:46:51	Bright	63.500	144	18Del Cyg	2.8600	11000.	127	47585	No
261	GOM_NL__2PRFIN20110406_194858_000000493101_00157_47585_9809.N1	06-APR-2011 19:48:58	Bright	49.000	66	37Gam Cyg	2.2080	5900.0	98	47585	No
262	GOM_NL__2PRFIN20110406_195111_000000463101_00157_47585_9810.N1	06-APR-2011 19:51:11	Bright	46.000	92	53Eps Cyg	2.5000	4500.0	92	47585	No
263	GOM_NL__2PRFIN20110406_195801_000000493101_00157_47585_9811.N1	06-APR-2011 19:58:01	Tw_i_and_stray	48.500	61	8Eps Peg	2.1000	3900.0	97	47585	No
264	GOM_NL__2PRFIN20110406_200245_000000433101_00157_47585_9812.N1	06-APR-2011 20:02:45	Dark	43.000	154	22Bet Aqr	2.8990	5700.0	86	47585	No
265	GOM_NL__2PRFIN20110406_201709_000000553101_00157_47585_9813.N1	06-APR-2011 20:17:09	Dark	54.500	103	38Zet Sgr	2.6000	9700.0	109	47585	No
266	GOM_NL__2PRFIN20110406_202047_000000583101_00158_47586_9822.N1	06-APR-2011 20:20:47	Dark	58.000	38	20Eps Sgr	1.8360	11000.	116	47586	No
267	GOM_NL__2PRFIN20110406_202459_000000603101_00158_47586_9823.N1	06-APR-2011 20:24:59	Dark	60.000	25	35Lam Sco	1.6200	28000.	120	47586	No
268	GOM_NL__2PRFIN20110406_203228_000000453101_00158_47586_9824.N1	06-APR-2011 20:32:28	Straylight	44.500	78	Alp Lup	2.3040	28000.	89	47586	No
269	GOM_NL__2PRFIN20110406_203404_000000493101_00158_47586_9825.N1	06-APR-2011 20:34:04	Straylight	48.500	81	Eta Cen	2.3560	28000.	97	47586	No
270	GOM_NL__2PRFIN20110406_203637_000000503101_00158_47586_9826.N1	06-APR-2011 20:36:37	Straylight	50.000	54	5The Cen	2.0550	4500.0	100	47586	No
271	GOM_NL__2PRFIN20110406_204211_000000453101_00158_47586_9827.N1	06-APR-2011 20:42:11	Tw_i_and_stray	44.500	106	9Bet Crv	2.6480	5600.0	89	47586	No
272	GOM_NL__2PRFIN20110406_204415_000000453101_00158_47586_9828.N1	06-APR-2011 20:44:15	Tw_i_and_stray	45.000	163	7Del Crv	2.9450	11000.	90	47586	No
273	GOM_NL__2PRFIN20110406_204540_000000533101_00158_47586_9829.N1	06-APR-2011 20:45:40	Bright	52.500	15	67Alp Vir	0.97600	28000.	105	47586	No
274	GOM_NL__2PRFIN20110406_204848_000000393101_00158_47586_9830.N1	06-APR-2011 20:48:48	Bright	39.000	121	29Gam Vir	2.7400	7200.0	78	47586	No
275	GOM_NL__2PRFIN20110406_205258_000000443101_00158_47586_9831.N1	06-APR-2011 20:52:58	Bright	44.000	138	47Eps Vir	2.8280	4700.0	88	47586	No
276	GOM_NL__2PRFIN20110406_210120_000000403101_00158_47586_9832.N1	06-APR-2011 21:01:20	Bright	40.000	152	12Alp2CVn	2.8900	11000.	80	47586	No
277	GOM_NL__2PRFIN20110406_210439_000000353101_00158_47586_9833.N1	06-APR-2011 21:04:39	Bright	35.000	87	64Gam UMa	2.4330	11000.	70	47586	No
278	GOM_NL__2PRFIN20110406_210611_000000393101_00158_47586_9834.N1	06-APR-2011 21:06:11	Bright	38.500	32	77Eps UMa	1.7630	11000.	77	47586	No

279	GOM_NL__2PRFIN20110406_211235_000000403101_00158_47586_9835.N1	06-APR-2011 21:12:35	Bright	40.000	60	7Bet UMi	2.0810	3950.0	80	47586	No
280	GOM_NL__2PRFIN20110406_211450_000000493101_00158_47586_9836.N1	06-APR-2011 21:14:50	Bright	48.500	119	14Eta Dra	2.7270	4700.0	97	47586	No
281	GOM_NL__2PRFIN20110406_212219_000000363101_00158_47586_9837.N1	06-APR-2011 21:22:19	Bright	35.500	89	5Alp Cep	2.4510	8000.0	71	47586	No
282	GOM_NL__2PRFIN20110406_212704_000000513101_00158_47586_9838.N1	06-APR-2011 21:27:04	Bright	51.000	144	18Del Cyg	2.8600	11000.	102	47586	No
283	GOM_NL__2PRFIN20110406_212912_000000683101_00158_47586_9839.N1	06-APR-2011 21:29:12	Bright	68.000	66	37Gam Cyg	2.2080	5900.0	136	47586	No
284	GOM_NL__2PRFIN20110406_213125_000000463101_00158_47586_9840.N1	06-APR-2011 21:31:25	Bright	46.000	92	53Eps Cyg	2.5000	4500.0	92	47586	No
285	GOM_NL__2PRFIN20110406_213815_000000483101_00158_47586_9841.N1	06-APR-2011 21:38:15	Tw_i_and_stray	48.000	61	8Eps Peg	2.1000	3900.0	96	47586	No
286	GOM_NL__2PRFIN20110406_214300_000000463101_00158_47586_9842.N1	06-APR-2011 21:43:00	Dark	46.000	154	22Bet Aqr	2.8990	5700.0	92	47586	No
287	GOM_NL__2PRFIN20110406_220103_000000603101_00159_47587_9849.N1	06-APR-2011 22:01:03	Dark	60.000	38	20Eps Sgr	1.8360	11000.	120	47587	No
288	GOM_NL__2PRFIN20110406_220514_000000623101_00159_47587_9850.N1	06-APR-2011 22:05:14	Dark	62.000	25	35Lam Sco	1.6200	28000.	124	47587	No
289	GOM_NL__2PRFIN20110406_221242_000000453101_00159_47587_9851.N1	06-APR-2011 22:12:42	Straylight	44.500	78	Alp Lup	2.3040	28000.	89	47587	No
290	GOM_NL__2PRFIN20110406_221418_000000463101_00159_47587_9852.N1	06-APR-2011 22:14:18	Straylight	46.000	81	Eta Cen	2.3560	28000.	92	47587	No
291	GOM_NL__2PRFIN20110406_221652_000000493101_00159_47587_9853.N1	06-APR-2011 22:16:52	Straylight	49.000	54	5The Cen	2.0550	4500.0	98	47587	No
292	GOM_NL__2PRFIN20110406_222225_000000463101_00159_47587_9854.N1	06-APR-2011 22:22:25	Tw_i_and_stray	45.500	106	9Bet Crv	2.6480	5600.0	91	47587	No
293	GOM_NL__2PRFIN20110406_222429_000000413101_00159_47587_9855.N1	06-APR-2011 22:24:29	Tw_i_and_stray	40.500	163	7Del Crv	2.9450	11000.	81	47587	No
294	GOM_NL__2PRFIN20110406_222554_000000543101_00159_47587_9856.N1	06-APR-2011 22:25:54	Bright	53.500	15	67Alp Vir	0.97600	28000.	107	47587	No
295	GOM_NL__2PRFIN20110406_222901_000000423101_00159_47587_9857.N1	06-APR-2011 22:29:01	Bright	41.500	121	29Gam Vir	2.7400	7200.0	83	47587	No
296	GOM_NL__2PRFIN20110406_223312_000000433101_00159_47587_9858.N1	06-APR-2011 22:33:12	Bright	43.000	138	47Eps Vir	2.8280	4700.0	86	47587	No
297	GOM_NL__2PRFIN20110406_224134_000000413101_00159_47587_9859.N1	06-APR-2011 22:41:34	Bright	40.500	152	12Alp2CVn	2.8900	11000.	81	47587	No
298	GOM_NL__2PRFIN20110406_224453_000000373101_00159_47587_9860.N1	06-APR-2011 22:44:53	Bright	36.500	87	64Gam UMa	2.4330	11000.	73	47587	No
299	GOM_NL__2PRFIN20110406_224625_000000383101_00159_47587_9861.N1	06-APR-2011 22:46:25	Bright	38.000	32	77Eps UMa	1.7630	11000.	76	47587	No
300	GOM_NL__2PRFIN20110406_225248_000000413101_00159_47587_9862.N1	06-APR-2011 22:52:48	Bright	41.000	60	7Bet UMi	2.0810	3950.0	82	47587	No
301	GOM_NL__2PRFIN20110406_225503_000000473101_00159_47587_9863.N1	06-APR-2011 22:55:03	Bright	47.000	119	14Eta Dra	2.7270	4700.0	94	47587	No
302	GOM_NL__2PRFIN20110406_230233_000000383101_00159_47587_9864.N1	06-APR-2011 23:02:33	Bright	38.000	89	5Alp Cep	2.4510	8000.0	76	47587	No
303	GOM_NL__2PRFIN20110406_230718_000000733101_00159_47587_9865.N1	06-APR-2011 23:07:18	Bright	73.000	144	18Del Cyg	2.8600	11000.	146	47587	No
304	GOM_NL__2PRFIN20110406_230926_000000483101_00159_47587_9866.N1	06-APR-2011 23:09:26	Bright	48.000	66	37Gam Cyg	2.2080	5900.0	96	47587	No
305	GOM_NL__2PRFIN20110406_231139_000000463101_00159_47587_9867.N1	06-APR-2011 23:11:39	Bright	46.000	92	53Eps Cyg	2.5000	4500.0	92	47587	No
306	GOM_NL__2PRFIN20110406_231829_000000473101_00159_47587_9868.N1	06-APR-2011 23:18:29	Tw_i_and_stray	46.500	61	8Eps Peg	2.1000	3900.0	93	47587	No
307	GOM_NL__2PRFIN20110406_232314_000000463101_00159_47587_9869.N1	06-APR-2011 23:23:14	Dark	45.500	154	22Bet Aqr	2.8990	5700.0	91	47587	No
308	GOM_NL__2PRFIN20110406_234118_000000603101_00160_47588_9862.N1	06-APR-2011 23:41:18	Dark	60.000	38	20Eps Sgr	1.8360	11000.	120	47588	No
309	GOM_NL__2PRFIN20110406_234530_000000603101_00160_47588_9863.N1	06-APR-2011 23:45:30	Dark	60.000	25	35Lam Sco	1.6200	28000.	120	47588	No
310	GOM_NL__2PRFIN20110406_235257_000000443101_00160_47588_9864.N1	06-APR-2011 23:52:57	Straylight	44.000	78	Alp Lup	2.3040	28000.	88	47588	No
311	GOM_NL__2PRFIN20110406_235433_000000473101_00160_47588_9865.N1	06-APR-2011 23:54:33	Straylight	47.000	81	Eta Cen	2.3560	28000.	94	47588	No
312	GOM_NL__2PRFIN20110406_235706_000000473101_00160_47588_9866.N1	06-APR-2011 23:57:06	Straylight	47.000	54	5The Cen	2.0550	4500.0	94	47588	No

3. Quality information per product

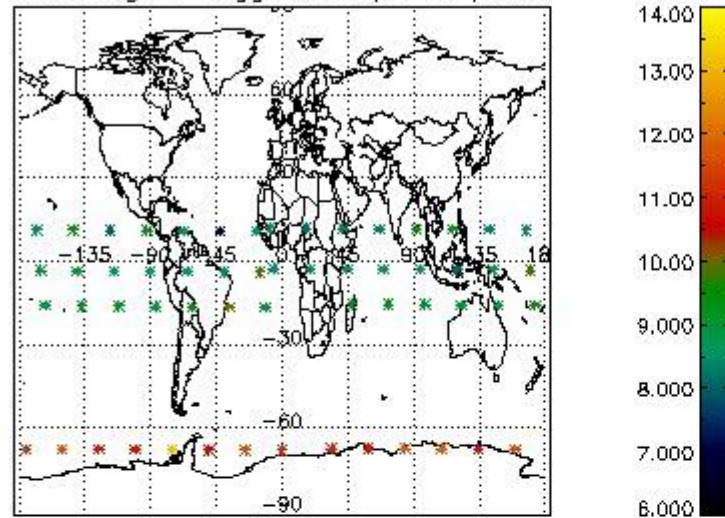
In this section it is plotted some information contained in the Quality Summary data set of the level 2 products. Only products in dark limb conditions and without errors (error flag in the MPH set to "0") are used.

3.1 Plot quality information per product (time dependant)

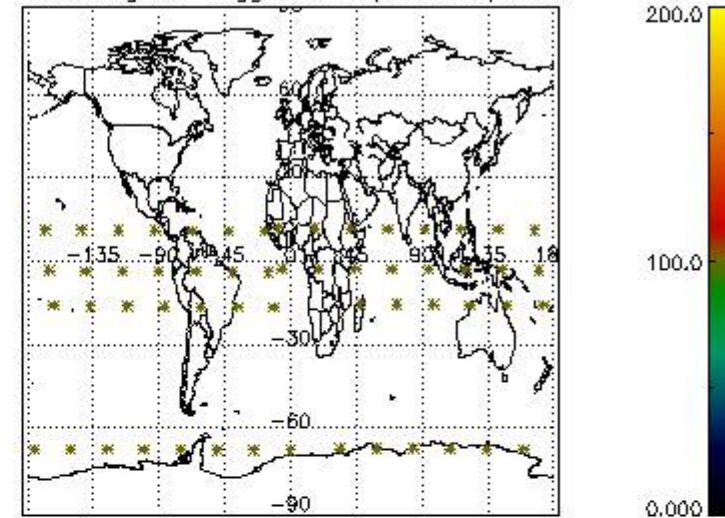


3.2 Plot quality information per product (world map)

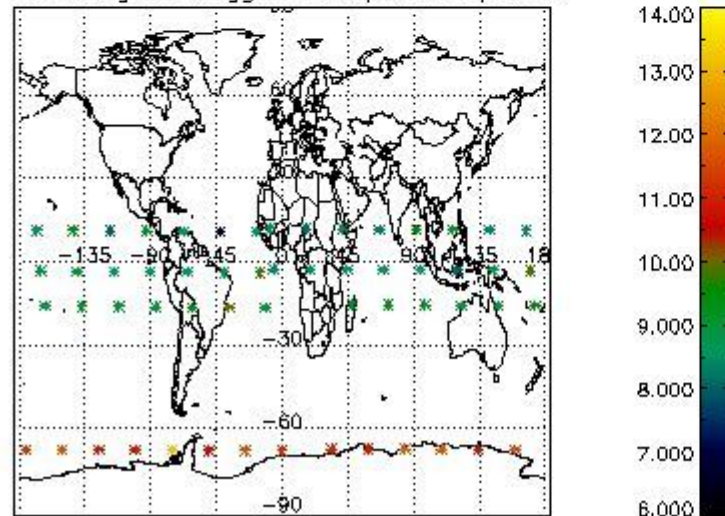
Percentage of flagged data per O3 profile



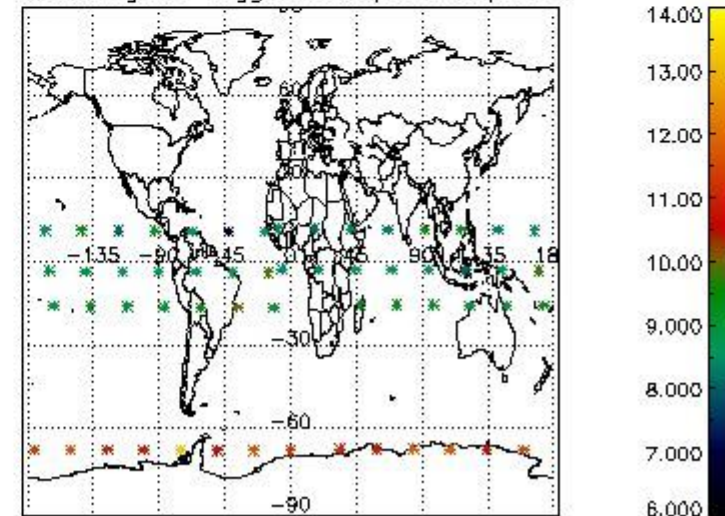
Percentage of flagged data per H2O profile



Percentage of flagged data per NO2 profile



Percentage of flagged data per NO3 profile

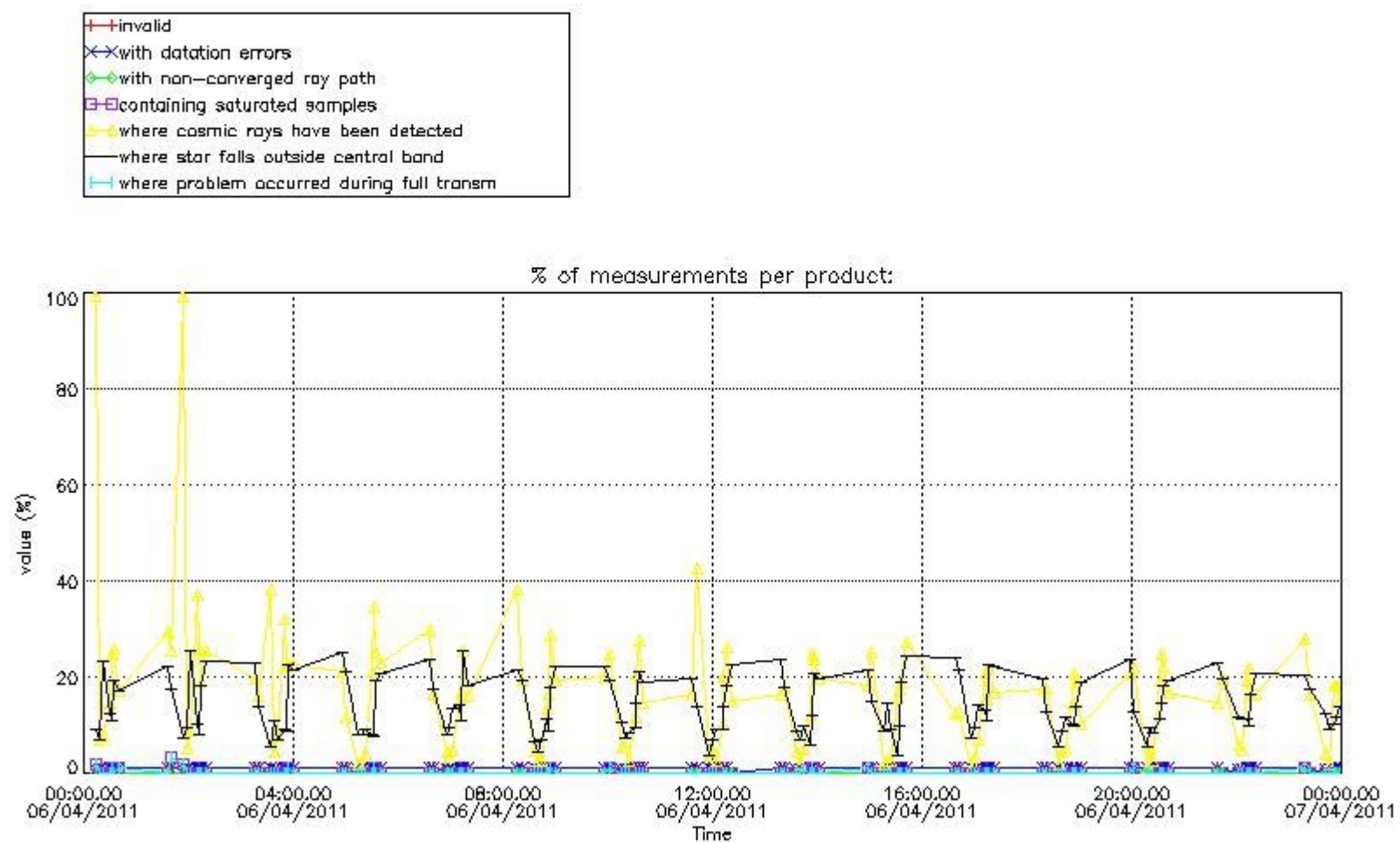


4. Level 1 quality information per product

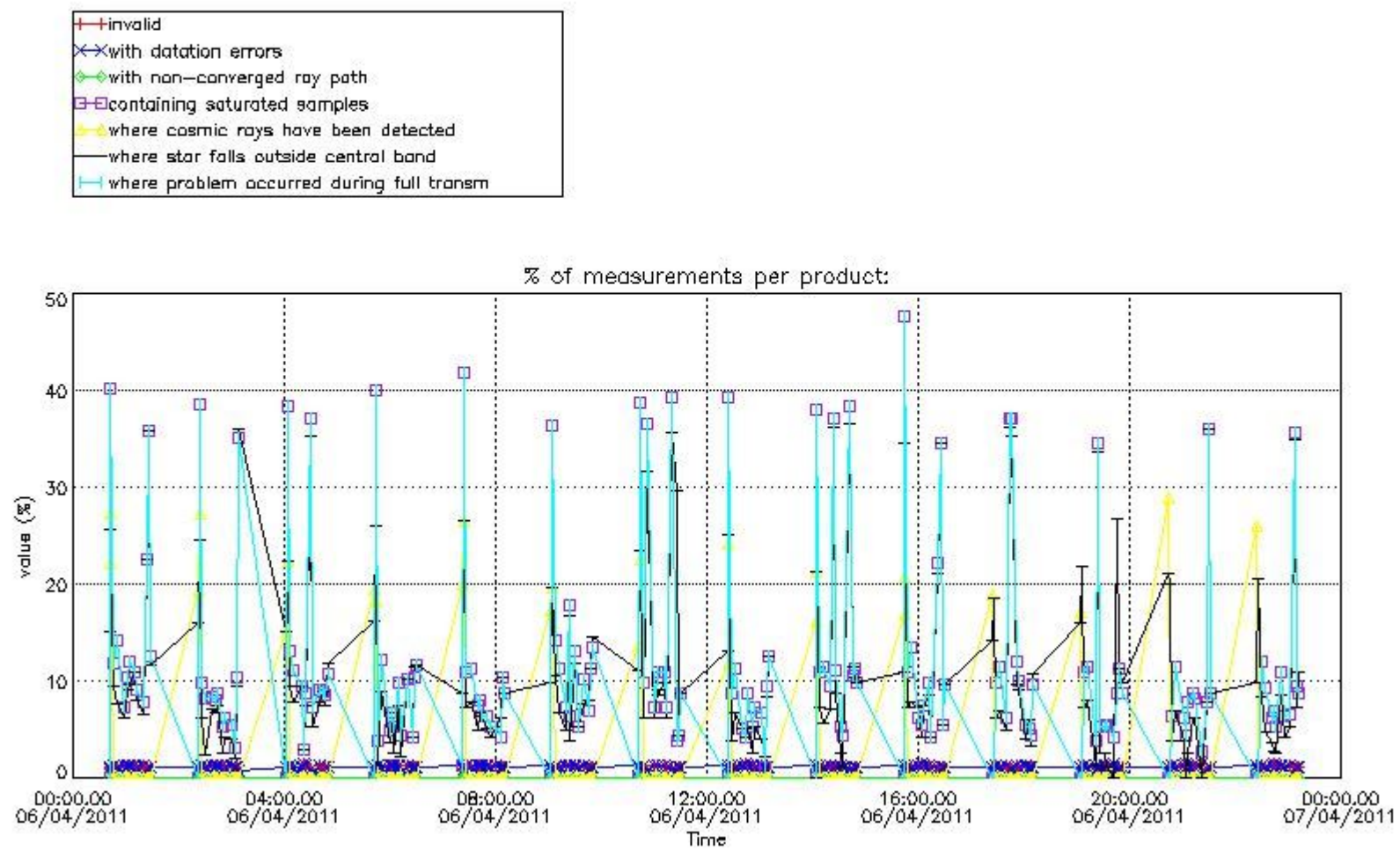
In this section it is plotted some information contained in the Quality Summary data set of the level 2 products that comes from the level 1b processing. Products without errors (error flag in the MPH set to "0") are used.

4.1 Plot quality information per product (time dependant) coming from level 1b processing

4.1.1 Plot level 1 quality information per product (time dependant): ENVISAT ASCENDING passes

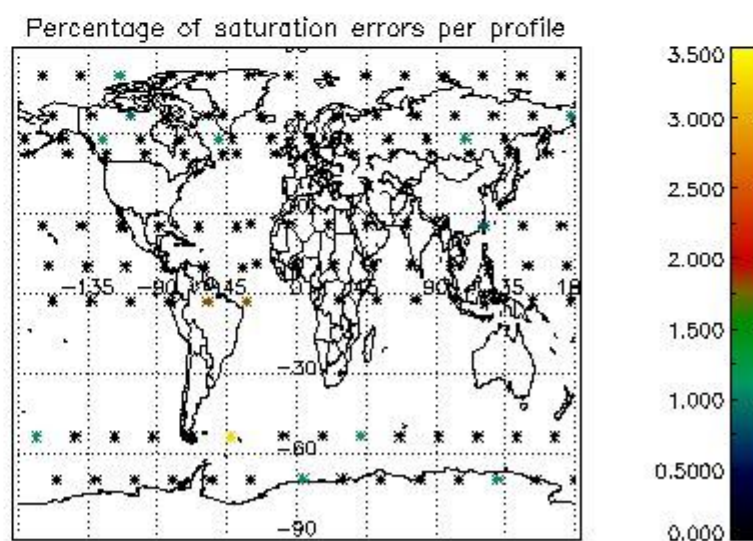
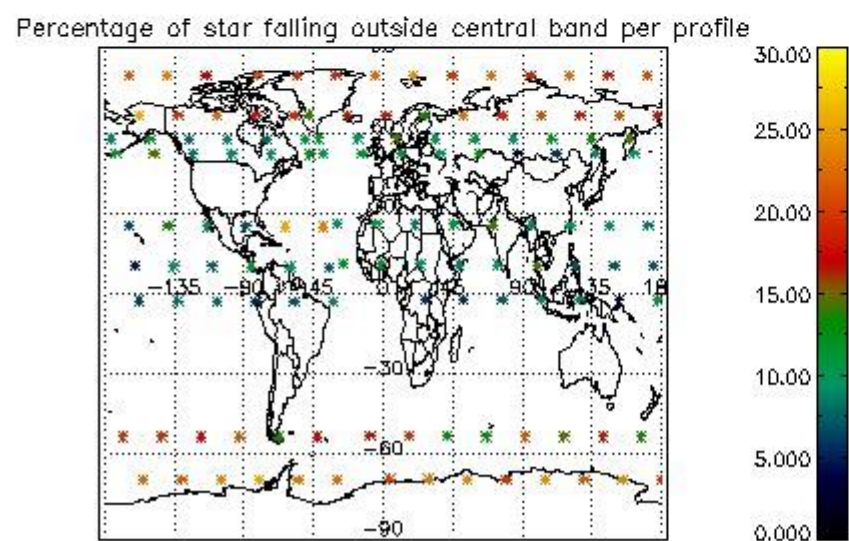
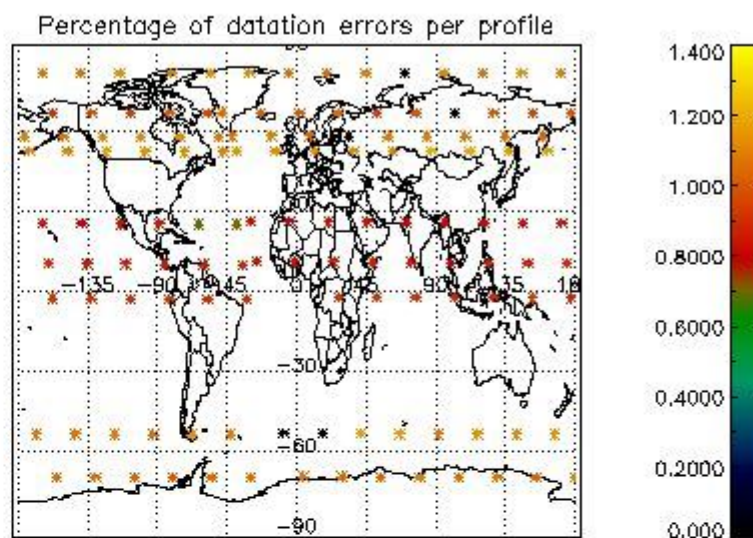
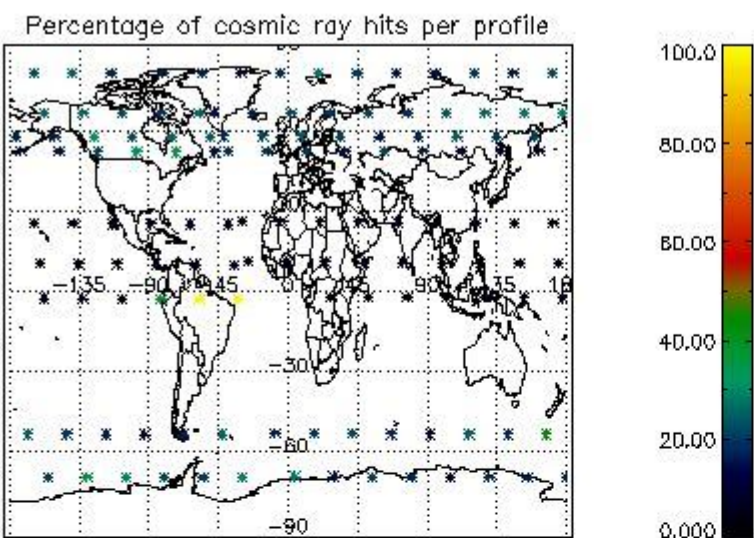


4.1.2 Plot level 1 quality information per product (time dependant): ENVI SAT DESCENDING passes

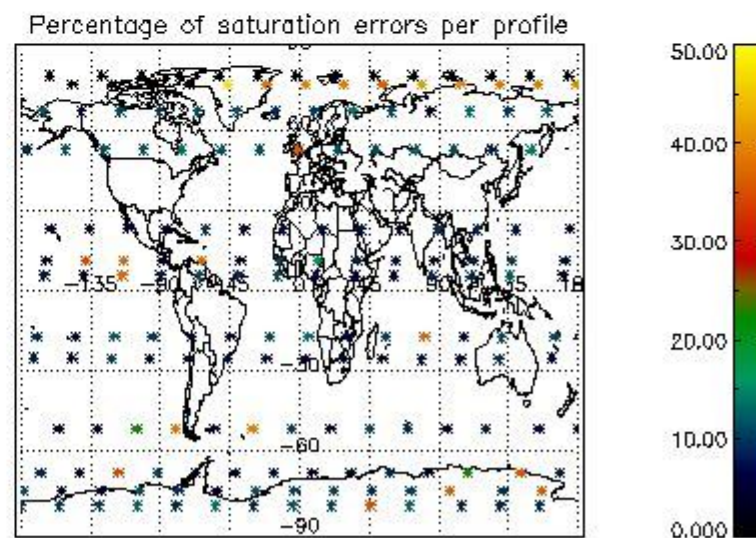
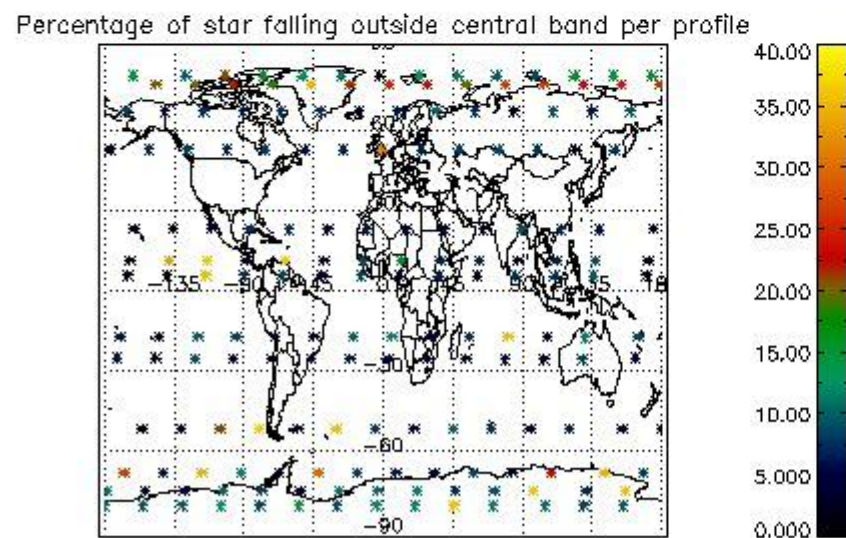
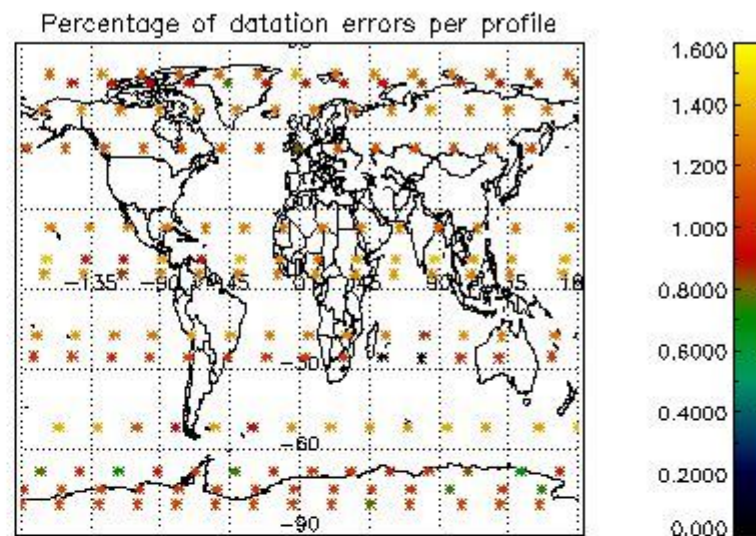
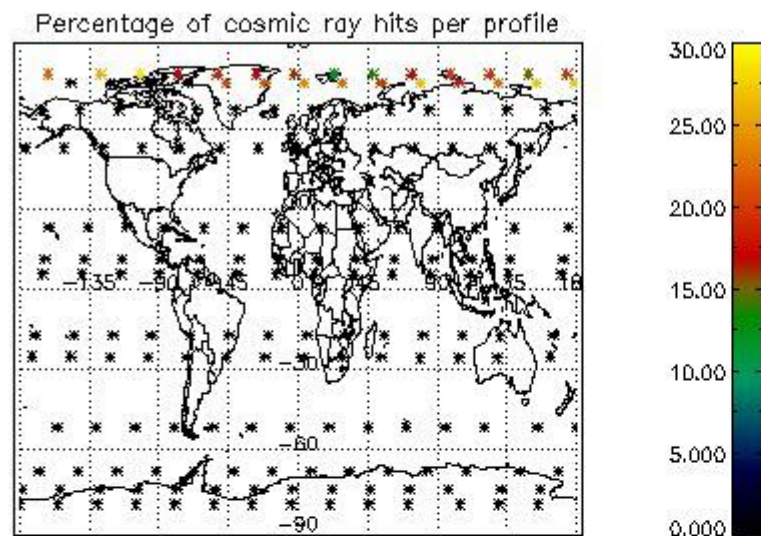


4.2 Plot quality information per product coming from level 1b processing (world map)

4.2.1 Plot level 1 quality information per product (world map): ENVISAT ASCENDING passes



4.2.2 Plot level 1 quality information per product (world map): ENVISAT DESCENDING passes



5. Trace gas profiles

5.1 Ozone statistics based on quality of products

The final quality of the products can be "measured" using the STD (Standard Deviation) attached to every point profile. This information is written to the parameter GOM_NL__2P/NL_LOCAL_SPECIES_DENSITY/o3_std of the level 2 products. The table below shows the statistics for given STD ranges.

The statistics are given with respect to the overall valid production:

- Products without fatal errors: GOM_NL__2P/MPH/PRODUCT_ERR=0
- Valid point profile: GOM_NL__2P/NL_LOCAL_SPECIES_DENSITY/pcd(0)=0

The 'Criteria' is applied to valid points of dark limb products:

- Products in dark limb illumination condition: GOM_NL__2P/NL_SUMMARY_QUALITY/obs_ill_cond=0
- Products without fatal errors: GOM_NL__2P/MPH/PRODUCT_ERR=0
- Valid point profile: GOM_NL__2P/NL_LOCAL_SPECIES_DENSITY/pcd(0)=0

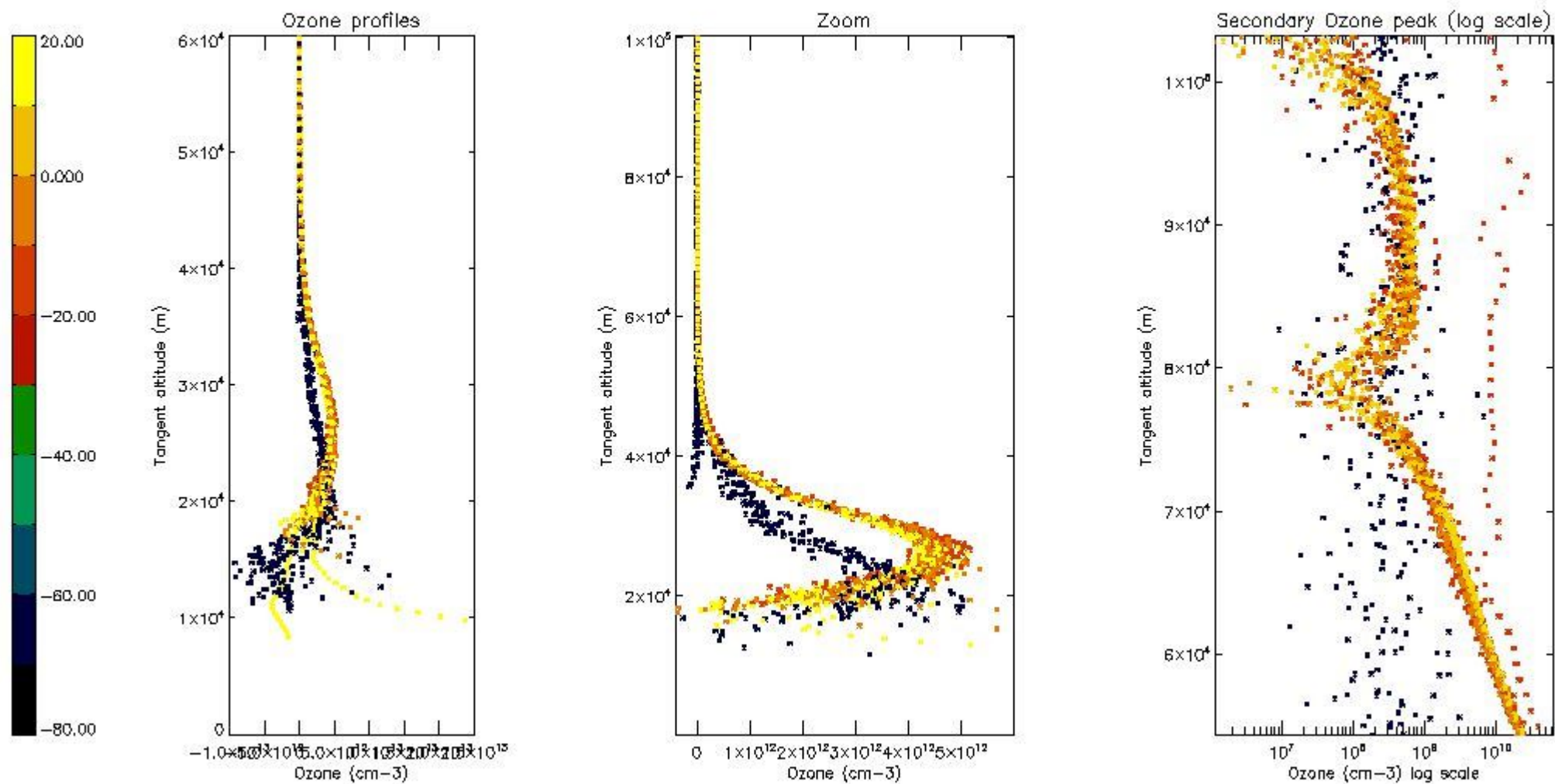
So, the table below shows the percentage of dark limb and valid observations for each criteria with respect to the overall valid daily observations.

Criteria	% of total production
All STD	22
STD < 20	12

STD < 10	9
STD < 5	7

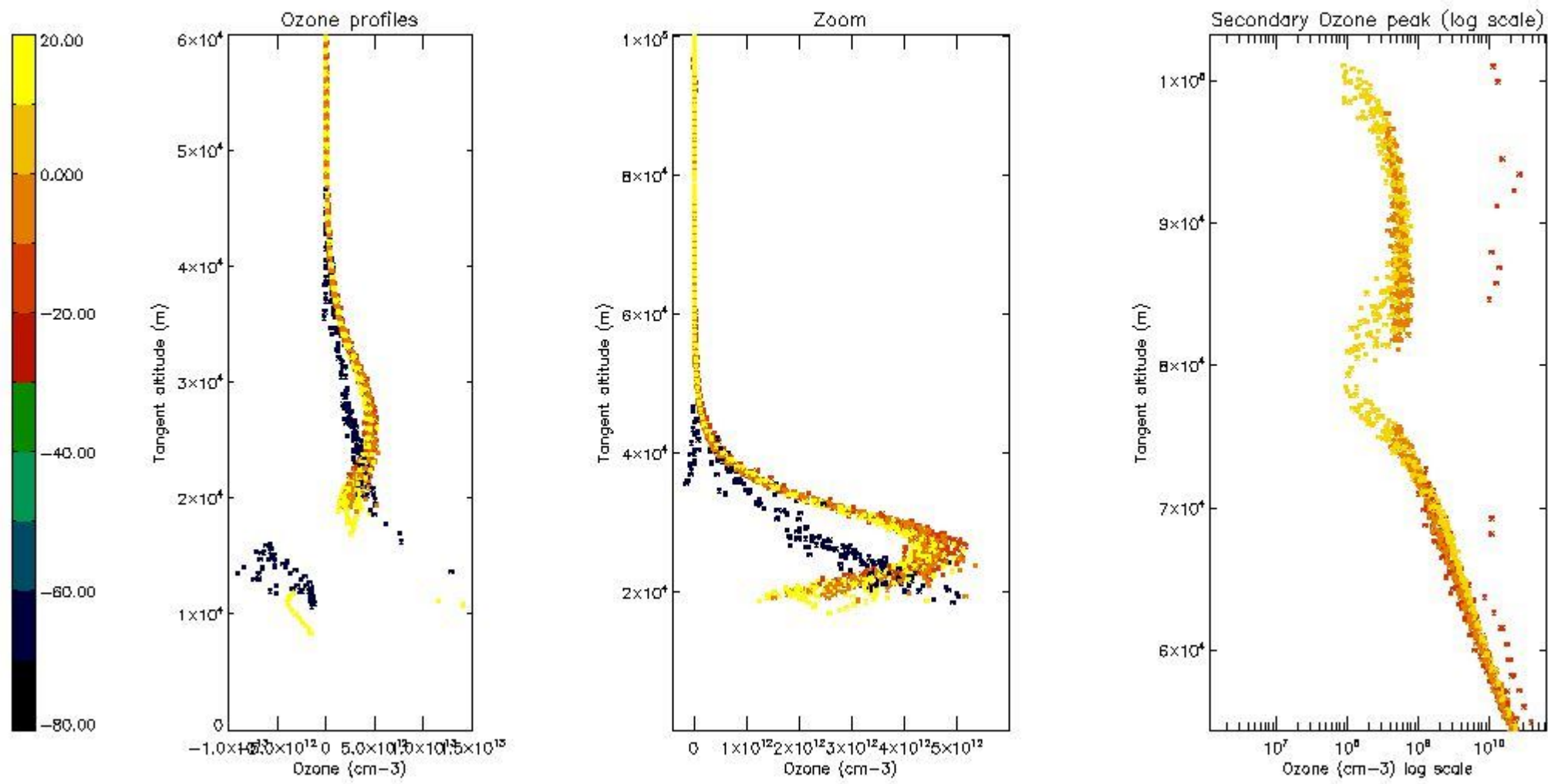
5.2 Plot ozone profiles for all STD (dark without errors)

The colorbar represents the latitude.



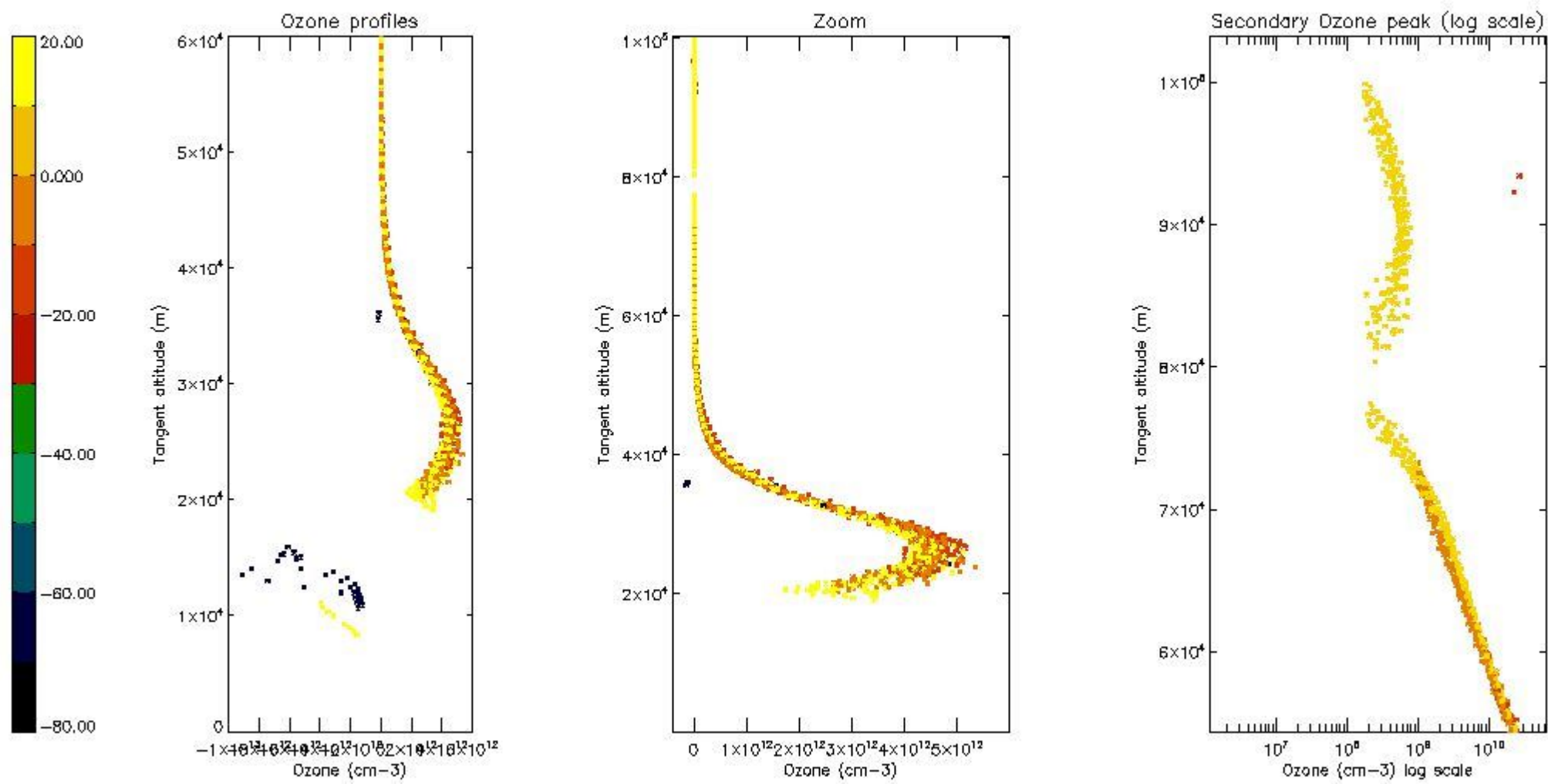
5.3 Plot ozone profiles where STD < 20% (dark without errors)

The colorbar represents the latitude.



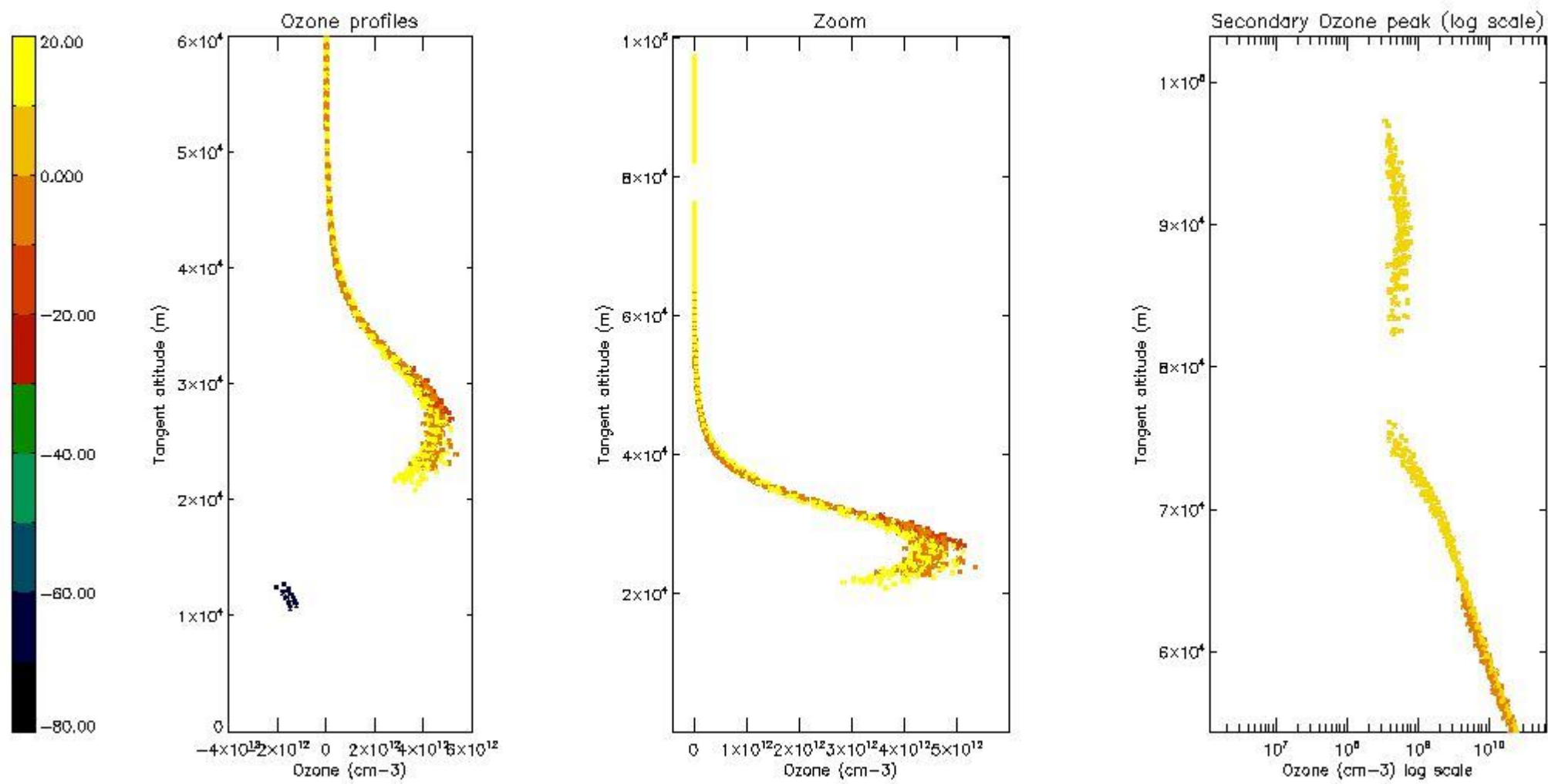
5.4 Plot ozone profiles where STD < 10% (dark without errors)

The colorbar represents the latitude.



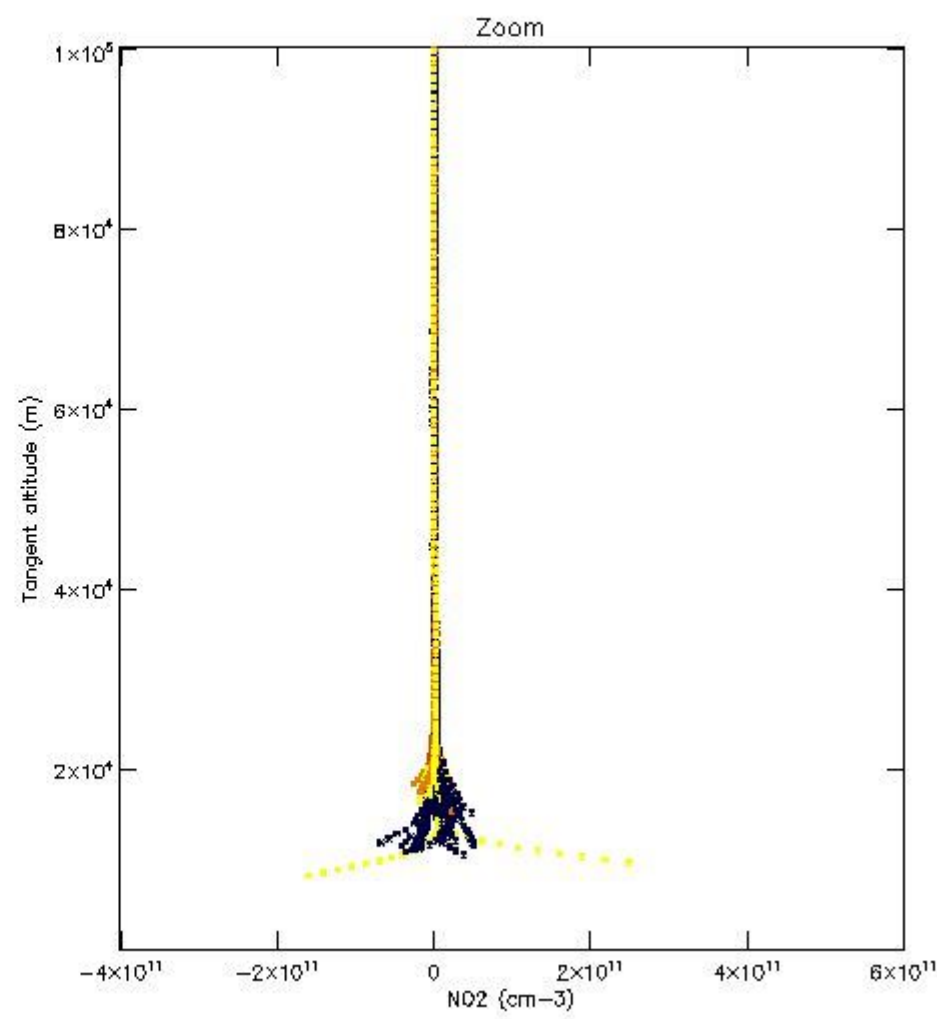
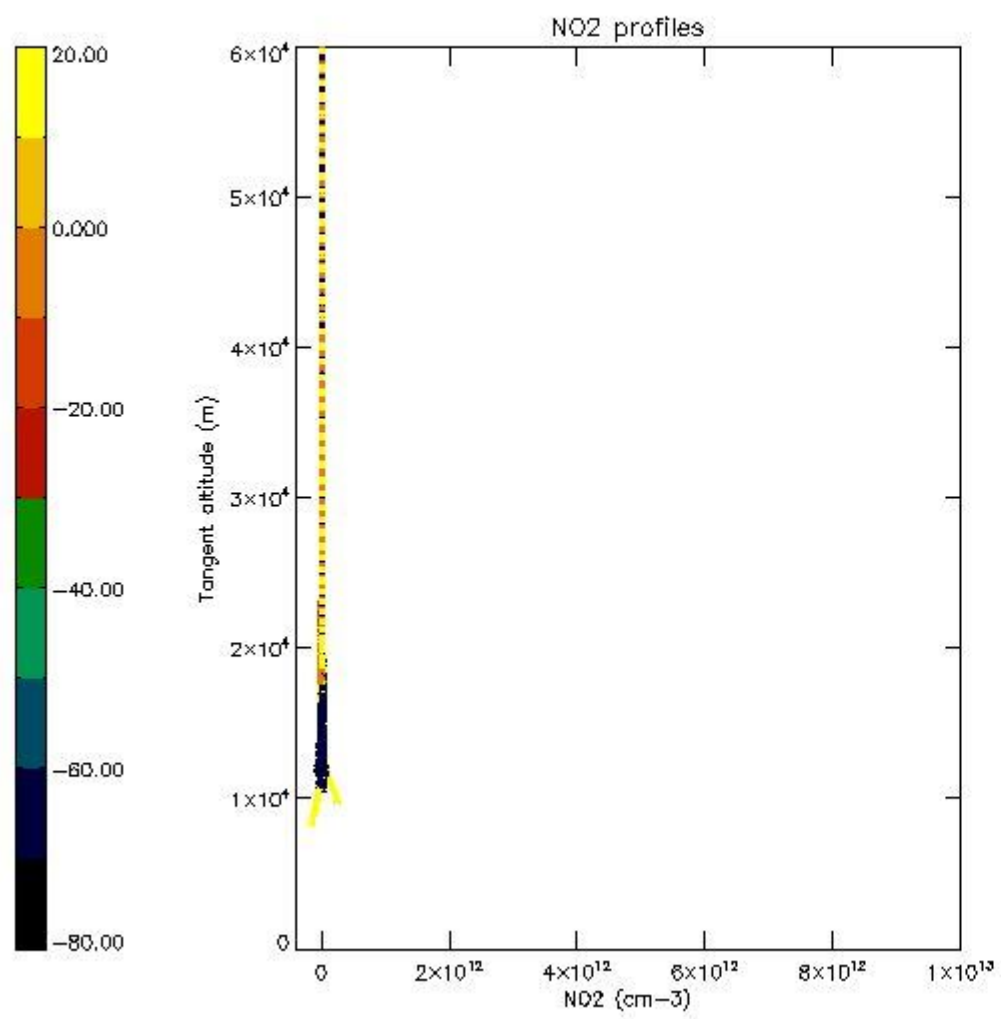
5.5 Plot ozone profiles where STD < 5% (dark without errors)

The colorbar represents the latitude.



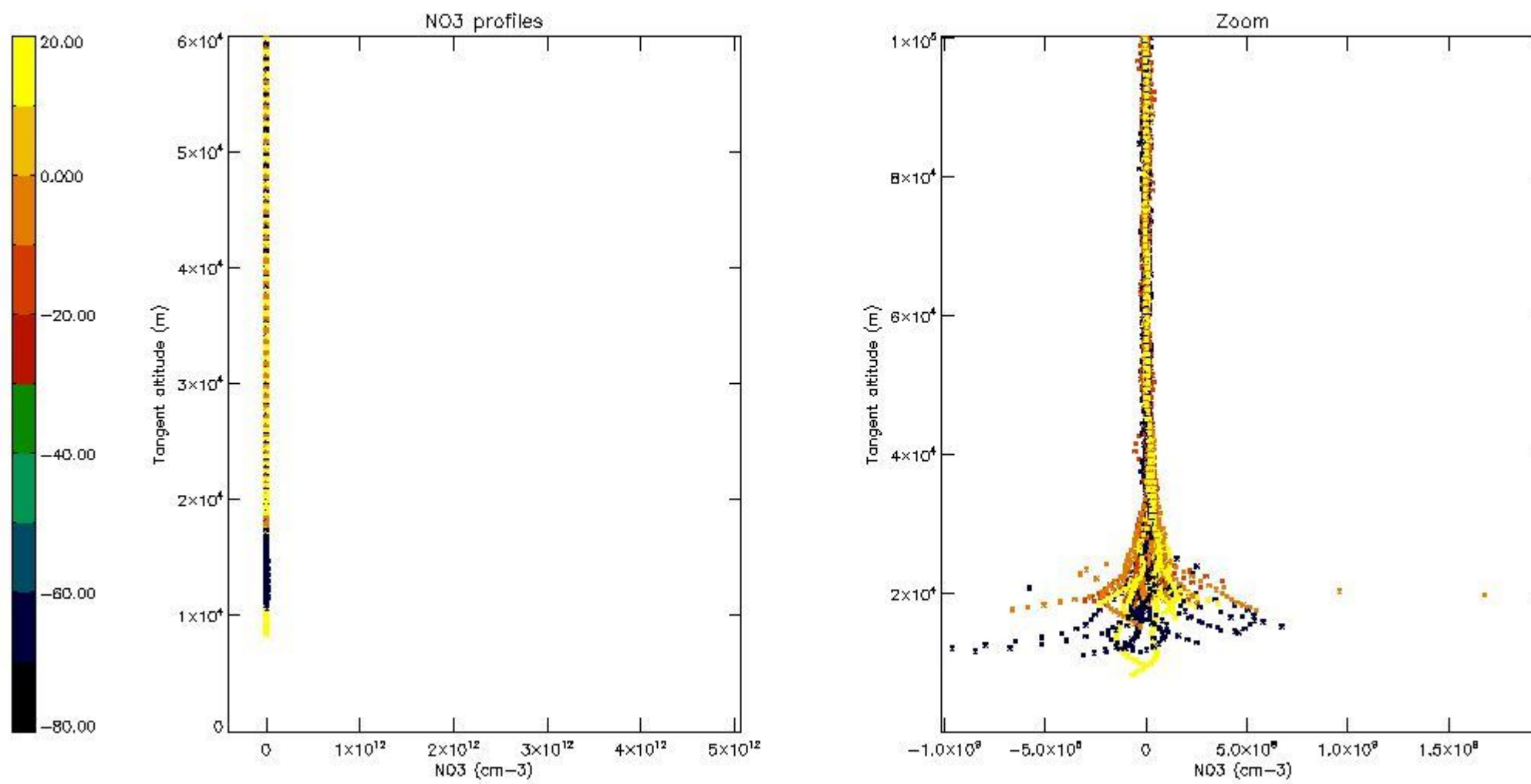
5.6 Plot NO₂ profiles for all STD (dark without errors)

The colorbar represents the latitude.



5.7 Plot NO3 profiles for all STD (dark without errors)

The colorbar represents the latitude.



6. Auxiliary Data Files used for the production reported in section 2

The number reported in the third column indicates since which file (see list in section 2) the corresponding auxiliary file has been used. The fourth column is the date of those product files.

Type	Auxiliary Filename	Used since product	Used since product date
INST_PHYS_CHARACTERISTICS	GOM_INS_AXVIEC20091111_143220_20030716_120000_20500101_000000	1	06-APR-2011 00:14:05
LEVEL-2_PROC_CONFIG	GOM_PR2_AXVIEC20091111_152718_20020301_000000_20500101_000000	1	06-APR-2011 00:14:05
CROSS_SECTIONS_FILE	GOM_CRS_AXVIEC20091111_154832_20020301_000000_20500101_000000	1	06-APR-2011 00:14:05

GOMOS Level 2 Daily Report

SUMMARY

[1. General Info](#)

[2. Summary of processed GOM_NL_2P products](#)

[3. Level 2 Quality information per product](#)

[3.1 Plot of level 2 quality information per product \(time dependant\)](#)

[3.2 Plot of level 2 quality information per product \(world map\)](#)

[4. Level 1 Quality information per product \(stored on level 2 products\)](#)

[4.1 Plot of level 1 quality information per product \(time dependant\)](#)

[4.1.1 Plot of level 1 quality information per product \(time dependant\): ASCENDING](#)

[4.1.2 Plot of level 1 quality information per product \(time dependant\): DESCENDING](#)

[4.2 Plot of level 1 quality information per product \(world map\)](#)

[4.2.1 Plot of level 1 quality information per product \(world map\): ASCENDING](#)

[4.2.2 Plot of level 1 quality information per product \(world map\): DESCENDING](#)

[5. Ozone profiles based on quality statistics and other trace gas profiles](#)

[5.1 Ozone statistics based on quality of products](#)

[5.2 Plot ozone profiles for all STD \(dark without errors\)](#)

[5.3 Plot ozone profiles where STD < 20% \(dark without errors\)](#)

[5.4. Plot ozone profiles where STD < 10% \(dark without errors\)](#)

[5.5. Plot ozone profiles where STD < 5% \(dark without errors\)](#)

[5.6 Plot NO2 profiles for all STD \(dark without errors\)](#)

[5.7 Plot NO3 profiles for all STD \(dark without errors\)](#)

[5.8 Plot H2O profiles \(only for occultations of stars 1,2,3,4,13,14,16,26,63 dark without errors\) for all STD](#)

[6. Auxiliary Data Files used for the production reported in section 2](#)

This report presents the daily analysis on parameters extracted from GOMOS level 2 data (GOM_NL__2P). It is intended to monitor some important parameters that will impact the quality of these products. A list of level 2 products (and content) that have arrived during the reporting day to the PCF is also given.

Item	Value
Time of report generation	24APR2013 12:04:01
Data source version	GOMOS/6.01
Start time of products	06-04-2011 (06APR2011 00:00:00)
Stop time of products	07-04-2011 (07APR2011 00:00:00)
Store outputs in DB	Yes
Nb of level 2 prods	312
Nb of prods with errors	0

2. Summary of processed GOM_NL__2P products.

Nr	Filename	UTC Start time	Limb	Duration	Star Id	Star Name	Star Mag	Star Temp	Nb Meas	Orbit	Prod. error
1	GOM_NL__2PRFIN20110406_001405_000000563101_00145_47573_9425.N1	06-APR-2011 00:14:05	Dark	56.000	103	38Zet Sgr	2.6000	9700.0	112	47573	No
2	GOM_NL__2PRFIN20110406_001742_000000573101_00146_47574_9416.N1	06-APR-2011 00:17:42	Dark	56.500	38	20Eps Sgr	1.8360	11000.	113	47574	No
3	GOM_NL__2PRFIN20110406_002155_000000713101_00146_47574_9417.N1	06-APR-2011 00:21:55	Dark	71.000	25	35Lam Sco	1.6200	28000.	142	47574	No
4	GOM_NL__2PRFIN20110406_002933_000000453101_00146_47574_9418.N1	06-APR-2011 00:29:33	Straylight	45.000	78	Alp Lup	2.3040	28000.	90	47574	No
5	GOM_NL__2PRFIN20110406_003109_000000473101_00146_47574_9419.N1	06-APR-2011 00:31:09	Straylight	46.500	81	Eta Cen	2.3560	28000.	93	47574	No
6	GOM_NL__2PRFIN20110406_003344_000000523101_00146_47574_9420.N1	06-APR-2011 00:33:44	Straylight	52.000	54	5The Cen	2.0550	4500.0	104	47574	No
7	GOM_NL__2PRFIN20110406_003921_000000443101_00146_47574_9421.N1	06-APR-2011 00:39:21	Twilight_stray	44.000	106	9Bet Crv	2.6480	5600.0	88	47574	No
8	GOM_NL__2PRFIN20110406_004125_000000433101_00146_47574_9422.N1	06-APR-2011 00:41:25	Twilight_stray	43.000	163	7Del Crv	2.9450	11000.	86	47574	No
9	GOM_NL__2PRFIN20110406_004252_000000593101_00146_47574_9423.N1	06-APR-2011 00:42:52	Bright	58.500	15	67Alp Vir	0.97600	28000.	117	47574	No
10	GOM_NL__2PRFIN20110406_004600_000000423101_00146_47574_9424.N1	06-APR-2011 00:46:00	Bright	42.000	121	29Gam Vir	2.7400	7200.0	84	47574	No
11	GOM_NL__2PRFIN20110406_005014_000000463101_00146_47574_9425.N1	06-APR-2011 00:50:14	Bright	46.000	138	47Eps Vir	2.8280	4700.0	92	47574	No
12	GOM_NL__2PRFIN20110406_005838_000000413101_00146_47574_9426.N1	06-APR-2011 00:58:38	Bright	41.000	152	12Alp2CVn	2.8900	11000.	82	47574	No
13	GOM_NL__2PRFIN20110406_010153_000000393101_00146_47574_9427.N1	06-APR-2011 01:01:53	Bright	38.500	87	64Gam UMa	2.4330	11000.	77	47574	No
14	GOM_NL__2PRFIN20110406_010327_000000423101_00146_47574_9428.N1	06-APR-2011 01:03:27	Bright	41.500	32	77Eps UMa	1.7630	11000.	83	47574	No
15	GOM_NL__2PRFIN20110406_010951_000000413101_00146_47574_9429.N1	06-APR-2011 01:09:51	Bright	41.000	60	7Bet UMi	2.0810	3950.0	82	47574	No
16	GOM_NL__2PRFIN20110406_011210_000000503101_00146_47574_9430.N1	06-APR-2011 01:12:10	Bright	49.500	119	14Eta Dra	2.7270	4700.0	99	47574	No
17	GOM_NL__2PRFIN20110406_011932_000000383101_00146_47574_9431.N1	06-APR-2011 01:19:32	Bright	38.000	89	5Alp Cep	2.4510	8000.0	76	47574	No
18	GOM_NL__2PRFIN20110406_012419_000000603101_00146_47574_9432.N1	06-APR-2011 01:24:19	Bright	60.000	144	18Del Cyg	2.8600	11000.	120	47574	No
19	GOM_NL__2PRFIN20110406_012625_000000673101_00146_47574_9433.N1	06-APR-2011 01:26:25	Bright	67.000	66	37Gam Cyg	2.2080	5900.0	134	47574	No
20	GOM_NL__2PRFIN20110406_012836_000000483101_00146_47574_9434.N1	06-APR-2011 01:28:36	Bright	47.500	92	53Eps Cyg	2.5000	4500.0	95	47574	No
21	GOM_NL__2PRFIN20110406_013523_000000483101_00146_47574_9435.N1	06-APR-2011 01:35:23	Twilight_stray	47.500	61	8Eps Peg	2.1000	3900.0	95	47574	No
22	GOM_NL__2PRFIN20110406_014006_000000463101_00146_47574_9436.N1	06-APR-2011 01:40:06	Dark	45.500	154	22Bet Aqr	2.8990	5700.0	91	47574	No
23	GOM_NL__2PRFIN20110406_015420_000000563101_00146_47574_9437.N1	06-APR-2011 01:54:20	Dark	55.500	103	38Zet Sgr	2.6000	9700.0	111	47574	No
24	GOM_NL__2PRFIN20110406_015758_000000583101_00147_47575_9454.N1	06-APR-2011 01:57:58	Dark	58.000	38	20Eps Sgr	1.8360	11000.	116	47575	No
25	GOM_NL__2PRFIN20110406_020210_000000733101_00147_47575_9455.N1	06-APR-2011 02:02:10	Dark	73.000	25	35Lam Sco	1.6200	28000.	146	47575	No
26	GOM_NL__2PRFIN20110406_020948_000000453101_00147_47575_9456.N1	06-APR-2011 02:09:48	Straylight	44.500	78	Alp Lup	2.3040	28000.	89	47575	No
27	GOM_NL__2PRFIN20110406_021124_000000453101_00147_47575_9457.N1	06-APR-2011 02:11:24	Straylight	44.500	81	Eta Cen	2.3560	28000.	89	47575	No
28	GOM_NL__2PRFIN20110406_021358_000000503101_00147_47575_9458.N1	06-APR-2011 02:13:58	Straylight	50.000	54	5The Cen	2.0550	4500.0	100	47575	No
29	GOM_NL__2PRFIN20110406_021935_000000473101_00147_47575_9459.N1	06-APR-2011 02:19:35	Twilight_stray	47.000	106	9Bet Crv	2.6480	5600.0	94	47575	No
30	GOM_NL__2PRFIN20110406_022139_000000443101_00147_47575_9460.N1	06-APR-2011 02:21:39	Twilight_stray	44.000	163	7Del Crv	2.9450	11000.	88	47575	No
31	GOM_NL__2PRFIN20110406_022306_000000573101_00147_47575_9461.N1	06-APR-2011 02:23:06	Bright	57.000	15	67Alp Vir	0.97600	28000.	114	47575	No
32	GOM_NL__2PRFIN20110406_022614_000000413101_00147_47575_9462.N1	06-APR-2011 02:26:14	Bright	41.000	121	29Gam Vir	2.7400	7200.0	82	47575	No
33	GOM_NL__2PRFIN20110406_023028_000000433101_00147_47575_9463.N1	06-APR-2011 02:30:28	Bright	43.000	138	47Eps Vir	2.8280	4700.0	86	47575	No
34	GOM_NL__2PRFIN20110406_023851_000000423101_00147_47575_9464.N1	06-APR-2011 02:38:51	Bright	42.000	152	12Alp2CVn	2.8900	11000.	84	47575	No
35	GOM_NL__2PRFIN20110406_024207_000000383101_00147_47575_9465.N1	06-APR-2011 02:42:07	Bright	37.500	87	64Gam UMa	2.4330	11000.	75	47575	No
36	GOM_NL__2PRFIN20110406_024341_000000413101_00147_47575_9466.N1	06-APR-2011 02:43:41	Bright	40.500	32	77Eps UMa	1.7630	11000.	81	47575	No
37	GOM_NL__2PRFIN20110406_025004_000000393101_00147_47575_9467.N1	06-APR-2011 02:50:04	Bright	38.500	60	7Bet UMi	2.0810	3950.0	77	47575	No
38	GOM_NL__2PRFIN20110406_025224_000000483101_00147_47575_9468.N1	06-APR-2011 02:52:24	Bright	48.000	119	14Eta Dra	2.7270	4700.0	96	47575	No
39	GOM_NL__2PRFIN20110406_025946_000000373101_00147_47575_9469.N1	06-APR-2011 02:59:46	Bright	37.000	89	5Alp Cep	2.4510	8000.0	74	47575	No
40	GOM_NL__2PRFIN20110406_030433_000000483101_00147_47575_9470.N1	06-APR-2011 03:04:33	Bright	48.000	144	18Del Cyg	2.8600	11000.	96	47575	No
41	GOM_NL__2PRFIN20110406_030639_000000483101_00147_47575_9471.N1	06-APR-2011 03:06:39	Bright	48.000	66	37Gam Cyg	2.2080	5900.0	96	47575	No
42	GOM_NL__2PRFIN20110406_030850_000000643101_00147_47575_9472.N1	06-APR-2011 03:08:50	Bright	64.000	92	53Eps Cyg	2.5000	4500.0	128	47575	No

43	GOM_NL__2PRFIN20110406_031538_000000483101_00147_47575_9473.N1	06-APR-2011 03:15:38	Tw_i_and_stray	48.000	61	8Eps Peg	2.1000	3900.0	96	47575	No
44	GOM_NL__2PRFIN20110406_032021_000000443101_00147_47575_9474.N1	06-APR-2011 03:20:21	Dark	43.500	154	22Bet Aqr	2.8990	5700.0	87	47575	No
45	GOM_NL__2PRFIN20110406_033436_000000543101_00147_47575_9475.N1	06-APR-2011 03:34:36	Dark	53.500	103	38Zet Sgr	2.6000	9700.0	107	47575	No
46	GOM_NL__2PRFIN20110406_033813_000000593101_00148_47576_9524.N1	06-APR-2011 03:38:13	Dark	59.000	38	20Eps Sgr	1.8360	11000.	118	47576	No
47	GOM_NL__2PRFIN20110406_034225_000000593101_00148_47576_9525.N1	06-APR-2011 03:42:25	Dark	58.500	25	35Lam Sco	1.6200	28000.	117	47576	No
48	GOM_NL__2PRFIN20110406_035002_000000443101_00148_47576_9526.N1	06-APR-2011 03:50:02	Straylight	44.000	78	Alp Lup	2.3040	28000.	88	47576	No
49	GOM_NL__2PRFIN20110406_035138_000000453101_00148_47576_9527.N1	06-APR-2011 03:51:38	Straylight	45.000	81	Eta Cen	2.3560	28000.	90	47576	No
50	GOM_NL__2PRFIN20110406_035413_000000543101_00148_47576_9528.N1	06-APR-2011 03:54:13	Straylight	53.500	54	5The Cen	2.0550	4500.0	107	47576	No
51	GOM_NL__2PRFIN20110406_035949_000000473101_00148_47576_9529.N1	06-APR-2011 03:59:49	Tw_i_and_stray	46.500	106	9Bet Crv	2.6480	5600.0	93	47576	No
52	GOM_NL__2PRFIN20110406_040154_000000433101_00148_47576_9530.N1	06-APR-2011 04:01:54	Tw_i_and_stray	43.000	163	7Del Crv	2.9450	11000.	86	47576	No
53	GOM_NL__2PRFIN20110406_040320_000000563101_00148_47576_9531.N1	06-APR-2011 04:03:20	Bright	56.000	15	67Alp Vir	0.97600	28000.	112	47576	No
54	GOM_NL__2PRFIN20110406_040628_000000423101_00148_47576_9532.N1	06-APR-2011 04:06:28	Bright	42.000	121	29Gam Vir	2.7400	7200.0	84	47576	No
55	GOM_NL__2PRFIN20110406_041041_000000453101_00148_47576_9533.N1	06-APR-2011 04:10:41	Bright	45.000	138	47Eps Vir	2.8280	4700.0	90	47576	No
56	GOM_NL__2PRFIN20110406_041905_000000433101_00148_47576_9534.N1	06-APR-2011 04:19:05	Bright	42.500	152	12Alp2CVn	2.8900	11000.	85	47576	No
57	GOM_NL__2PRFIN20110406_042221_000000353101_00148_47576_9535.N1	06-APR-2011 04:22:21	Bright	35.000	87	64Gam UMa	2.4330	11000.	70	47576	No
58	GOM_NL__2PRFIN20110406_042355_000000413101_00148_47576_9536.N1	06-APR-2011 04:23:55	Bright	40.500	32	77Eps UMa	1.7630	11000.	81	47576	No
59	GOM_NL__2PRFIN20110406_043018_000000583101_00148_47576_9537.N1	06-APR-2011 04:30:18	Bright	58.000	60	7Bet UMi	2.0810	3950.0	116	47576	No
60	GOM_NL__2PRFIN20110406_043237_000000483101_00148_47576_9538.N1	06-APR-2011 04:32:37	Bright	48.000	119	14Eta Dra	2.7270	4700.0	96	47576	No
61	GOM_NL__2PRFIN20110406_044000_000000393101_00148_47576_9539.N1	06-APR-2011 04:40:00	Bright	38.500	89	5Alp Cep	2.4510	8000.0	77	47576	No
62	GOM_NL__2PRFIN20110406_044446_000000513101_00148_47576_9540.N1	06-APR-2011 04:44:46	Bright	51.000	144	18Del Cyg	2.8600	11000.	102	47576	No
63	GOM_NL__2PRFIN20110406_044653_000000473101_00148_47576_9541.N1	06-APR-2011 04:46:53	Bright	47.000	66	37Gam Cyg	2.2080	5900.0	94	47576	No
64	GOM_NL__2PRFIN20110406_044904_000000473101_00148_47576_9542.N1	06-APR-2011 04:49:04	Bright	46.500	92	53Eps Cyg	2.5000	4500.0	93	47576	No
65	GOM_NL__2PRFIN20110406_045552_000000503101_00148_47576_9543.N1	06-APR-2011 04:55:52	Tw_i_and_stray	49.500	61	8Eps Peg	2.1000	3900.0	99	47576	No
66	GOM_NL__2PRFIN20110406_050035_000000483101_00148_47576_9544.N1	06-APR-2011 05:00:35	Dark	47.500	154	22Bet Aqr	2.8990	5700.0	95	47576	No
67	GOM_NL__2PRFIN20110406_051451_000000563101_00148_47576_9545.N1	06-APR-2011 05:14:51	Dark	56.000	103	38Zet Sgr	2.6000	9700.0	112	47576	No
68	GOM_NL__2PRFIN20110406_051829_000000583101_00149_47577_9540.N1	06-APR-2011 05:18:29	Dark	57.500	38	20Eps Sgr	1.8360	11000.	115	47577	No
69	GOM_NL__2PRFIN20110406_052241_000000603101_00149_47577_9541.N1	06-APR-2011 05:22:41	Dark	60.000	25	35Lam Sco	1.6200	28000.	120	47577	No
70	GOM_NL__2PRFIN20110406_053017_000000433101_00149_47577_9542.N1	06-APR-2011 05:30:17	Straylight	43.000	78	Alp Lup	2.3040	28000.	86	47577	No
71	GOM_NL__2PRFIN20110406_053153_000000453101_00149_47577_9543.N1	06-APR-2011 05:31:53	Straylight	45.000	81	Eta Cen	2.3560	28000.	90	47577	No
72	GOM_NL__2PRFIN20110406_053428_000000523101_00149_47577_9544.N1	06-APR-2011 05:34:28	Straylight	51.500	54	5The Cen	2.0550	4500.0	103	47577	No
73	GOM_NL__2PRFIN20110406_054003_000000463101_00149_47577_9545.N1	06-APR-2011 05:40:03	Tw_i_and_stray	46.000	106	9Bet Crv	2.6480	5600.0	92	47577	No
74	GOM_NL__2PRFIN20110406_054208_000000443101_00149_47577_9546.N1	06-APR-2011 05:42:08	Tw_i_and_stray	43.500	163	7Del Crv	2.9450	11000.	87	47577	No
75	GOM_NL__2PRFIN20110406_054334_000000583101_00149_47577_9547.N1	06-APR-2011 05:43:34	Bright	57.500	15	67Alp Vir	0.97600	28000.	115	47577	No
76	GOM_NL__2PRFIN20110406_054642_000000393101_00149_47577_9548.N1	06-APR-2011 05:46:42	Bright	38.500	121	29Gam Vir	2.7400	7200.0	77	47577	No
77	GOM_NL__2PRFIN20110406_055055_000000453101_00149_47577_9549.N1	06-APR-2011 05:50:55	Bright	45.000	138	47Eps Vir	2.8280	4700.0	90	47577	No
78	GOM_NL__2PRFIN20110406_055919_000000413101_00149_47577_9550.N1	06-APR-2011 05:59:19	Bright	40.500	152	12Alp2CVn	2.8900	11000.	81	47577	No
79	GOM_NL__2PRFIN20110406_060235_000000373101_00149_47577_9551.N1	06-APR-2011 06:02:35	Bright	37.000	87	64Gam UMa	2.4330	11000.	74	47577	No
80	GOM_NL__2PRFIN20110406_060408_000000383101_00149_47577_9552.N1	06-APR-2011 06:04:08	Bright	38.000	32	77Eps UMa	1.7630	11000.	76	47577	No
81	GOM_NL__2PRFIN20110406_061032_000000413101_00149_47577_9553.N1	06-APR-2011 06:10:32	Bright	40.500	60	7Bet UMi	2.0810	3950.0	81	47577	No
82	GOM_NL__2PRFIN20110406_061250_000000463101_00149_47577_9554.N1	06-APR-2011 06:12:50	Bright	45.500	119	14Eta Dra	2.7270	4700.0	91	47577	No
83	GOM_NL__2PRFIN20110406_062014_000000393101_00149_47577_9555.N1	06-APR-2011 06:20:14	Bright	39.000	89	5Alp Cep	2.4510	8000.0	78	47577	No
84	GOM_NL__2PRFIN20110406_062500_000000493101_00149_47577_9556.N1	06-APR-2011 06:25:00	Bright	48.500	144	18Del Cyg	2.8600	11000.	97	47577	No
85	GOM_NL__2PRFIN20110406_062707_000000483101_00149_47577_9557.N1	06-APR-2011 06:27:07	Bright	48.000	66	37Gam Cyg	2.2080	5900.0	96	47577	No
86	GOM_NL__2PRFIN20110406_062919_000000473101_00149_47577_9558.N1	06-APR-2011 06:29:19	Bright	47.000	92	53Eps Cyg	2.5000	4500.0	94	47577	No
87	GOM_NL__2PRFIN20110406_063606_000000493101_00149_47577_9559.N1	06-APR-2011 06:36:06	Tw_i_and_stray	48.500	61	8Eps Peg	2.1000	3900.0	97	47577	No
88	GOM_NL__2PRFIN20110406_064050_000000463101_00149_47577_9560.N1	06-APR-2011 06:40:50	Dark	46.000	154	22Bet Aqr	2.8990	5700.0	92	47577	No
89	GOM_NL__2PRFIN20110406_065507_000000563101_00149_47577_9561.N1	06-APR-2011 06:55:07	Dark	55.500	103	38Zet Sgr	2.6000	9700.0	111	47577	No
90	GOM_NL__2PRFIN20110406_065844_000000593101_00150_47578_9557.N1	06-APR-2011 06:58:44	Dark	59.000	38	20Eps Sgr	1.8360	11000.	118	47578	No
91	GOM_NL__2PRFIN20110406_070256_000000633101_00150_47578_9558.N1	06-APR-2011 07:02:56	Dark	63.000	25	35Lam Sco	1.6200	28000.	126	47578	No
92	GOM_NL__2PRFIN20110406_071032_000000463101_00150_47578_9559.N1	06-APR-2011 07:10:32	Straylight	45.500	78	Alp Lup	2.3040	28000.	91	47578	No
93	GOM_NL__2PRFIN20110406_071208_000000473101_00150_47578_9560.N1	06-APR-2011 07:12:08	Straylight	46.500	81	Eta Cen	2.3560	28000.	93	47578	No
94	GOM_NL__2PRFIN20110406_071442_000000553101_00150_47578_9561.N1	06-APR-2011 07:14:42	Straylight	55.000	54	5The Cen	2.0550	4500.0	110	47578	No
95	GOM_NL__2PRFIN20110406_072018_000000443101_00150_47578_9562.N1	06-APR-2011 07:20:18	Tw_i_and_stray	44.000	106	9Bet Crv	2.6480	5600.0	88	47578	No
96	GOM_NL__2PRFIN20110406_072222_000000403101_00150_47578_9563.N1	06-APR-2011 07:22:22	Tw_i_and_stray	40.000	163	7Del Crv	2.9450	11000.	80	47578	No
97	GOM_NL__2PRFIN20110406_072348_000000593101_00150_47578_9564.N1	06-APR-2011 07:23:48	Bright	58.500	15	67Alp Vir	0.97600	28000.	117	47578	No
98	GOM_NL__2PRFIN20110406_072656_000000413101_00150_47578_9565.N1	06-APR-2011 07:26:56	Bright	41.000	121	29Gam Vir	2.7400	7200.0	82	47578	No
99	GOM_NL__2PRFIN20110406_073109_000000453101_00150_47578_9566.N1	06-APR-2011 07:31:09	Bright	44.500	138	47Eps Vir	2.8280	4700.0	89	47578	No
100	GOM_NL__2PRFIN20110406_073932_000000413101_00150_47578_9567.N1	06-APR-2011 07:39:32	Bright	40.500	152	12Alp2CVn	2.8900	11000.	81	47578	No
101	GOM_NL__2PRFIN20110406_074249_000000383101_00150_47578_9568.N1	06-APR-2011 07:42:49	Bright	37.500	87	64Gam UMa	2.4330	11000.	75	47578	No

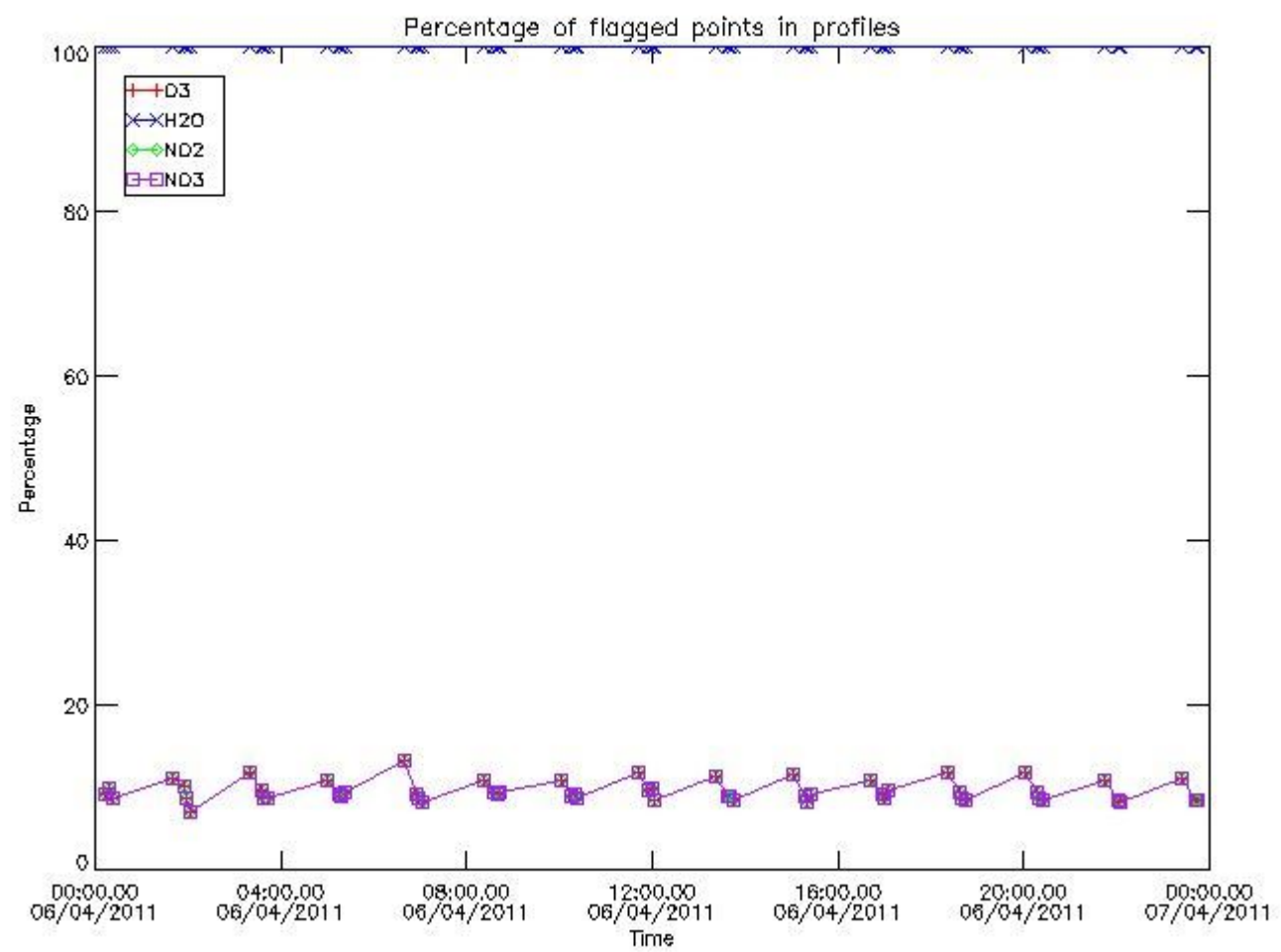
102	GOM_NL__2PRFIN20110406_074422_000000403101_00150_47578_9569.N1	06-APR-2011 07:44:22	Bright	39.500	32	77Eps UMa	1.7630	11000.	79	47578	No
103	GOM_NL__2PRFIN20110406_075046_000000393101_00150_47578_9570.N1	06-APR-2011 07:50:46	Bright	39.000	60	7Bet UMi	2.0810	3950.0	78	47578	No
104	GOM_NL__2PRFIN20110406_075304_000000473101_00150_47578_9571.N1	06-APR-2011 07:53:04	Bright	47.000	119	14Eta Dra	2.7270	4700.0	94	47578	No
105	GOM_NL__2PRFIN20110406_080028_000000383101_00150_47578_9572.N1	06-APR-2011 08:00:28	Bright	37.500	89	5Alp Cep	2.4510	8000.0	75	47578	No
106	GOM_NL__2PRFIN20110406_080514_000000493101_00150_47578_9573.N1	06-APR-2011 08:05:14	Bright	48.500	144	18Del Cyg	2.8600	11000.	97	47578	No
107	GOM_NL__2PRFIN20110406_080721_000000483101_00150_47578_9574.N1	06-APR-2011 08:07:21	Bright	48.000	66	37Gam Cyg	2.2080	5900.0	96	47578	No
108	GOM_NL__2PRFIN20110406_080933_000000463101_00150_47578_9575.N1	06-APR-2011 08:09:33	Bright	45.500	92	53Eps Cyg	2.5000	4500.0	91	47578	No
109	GOM_NL__2PRFIN20110406_081621_000000473101_00150_47578_9576.N1	06-APR-2011 08:16:21	Tw_i_and_stray	47.000	61	8Eps Peg	2.1000	3900.0	94	47578	No
110	GOM_NL__2PRFIN20110406_082104_000000473101_00150_47578_9577.N1	06-APR-2011 08:21:04	Dark	46.500	154	22Bet Aqr	2.8990	5700.0	93	47578	No
111	GOM_NL__2PRFIN20110406_083522_000000553101_00150_47578_9578.N1	06-APR-2011 08:35:22	Dark	54.500	103	38Zet Sgr	2.6000	9700.0	109	47578	No
112	GOM_NL__2PRFIN20110406_083900_000000563101_00151_47579_9576.N1	06-APR-2011 08:39:00	Dark	55.500	38	20Eps Sgr	1.8360	11000.	111	47579	No
113	GOM_NL__2PRFIN20110406_084312_000000593101_00151_47579_9577.N1	06-APR-2011 08:43:12	Dark	59.000	25	35Lam Sco	1.6200	28000.	118	47579	No
114	GOM_NL__2PRFIN20110406_085046_000000453101_00151_47579_9578.N1	06-APR-2011 08:50:46	Straylight	45.000	78	Alp Lup	2.3040	28000.	90	47579	No
115	GOM_NL__2PRFIN20110406_085222_000000463101_00151_47579_9579.N1	06-APR-2011 08:52:22	Straylight	45.500	81	Eta Cen	2.3560	28000.	91	47579	No
116	GOM_NL__2PRFIN20110406_085456_000000513101_00151_47579_9580.N1	06-APR-2011 08:54:56	Straylight	50.500	54	5The Cen	2.0550	4500.0	101	47579	No
117	GOM_NL__2PRFIN20110406_090032_000000473101_00151_47579_9581.N1	06-APR-2011 09:00:32	Tw_i_and_stray	47.000	106	9Bet Crv	2.6480	5600.0	94	47579	No
118	GOM_NL__2PRFIN20110406_090236_000000413101_00151_47579_9582.N1	06-APR-2011 09:02:36	Tw_i_and_stray	40.500	163	7Del Crv	2.9450	11000.	81	47579	No
119	GOM_NL__2PRFIN20110406_090402_000000543101_00151_47579_9583.N1	06-APR-2011 09:04:02	Bright	53.500	15	67Alp Vir	0.97600	28000.	107	47579	No
120	GOM_NL__2PRFIN20110406_090710_000000433101_00151_47579_9584.N1	06-APR-2011 09:07:10	Bright	42.500	121	29Gam Vir	2.7400	7200.0	85	47579	No
121	GOM_NL__2PRFIN20110406_091122_000000453101_00151_47579_9585.N1	06-APR-2011 09:11:22	Bright	44.500	138	47Eps Vir	2.8280	4700.0	89	47579	No
122	GOM_NL__2PRFIN20110406_091945_000000423101_00151_47579_9586.N1	06-APR-2011 09:19:45	Bright	41.500	152	12Alp2CVn	2.8900	11000.	83	47579	No
123	GOM_NL__2PRFIN20110406_092303_000000423101_00151_47579_9587.N1	06-APR-2011 09:23:03	Bright	42.000	87	64Gam UMa	2.4330	11000.	84	47579	No
124	GOM_NL__2PRFIN20110406_092436_000000393101_00151_47579_9588.N1	06-APR-2011 09:24:36	Bright	39.000	32	77Eps UMa	1.7630	11000.	78	47579	No
125	GOM_NL__2PRFIN20110406_093059_000000423101_00151_47579_9589.N1	06-APR-2011 09:30:59	Bright	42.000	60	7Bet UMi	2.0810	3950.0	84	47579	No
126	GOM_NL__2PRFIN20110406_093317_000000483101_00151_47579_9590.N1	06-APR-2011 09:33:17	Bright	47.500	119	14Eta Dra	2.7270	4700.0	95	47579	No
127	GOM_NL__2PRFIN20110406_094042_000000393101_00151_47579_9591.N1	06-APR-2011 09:40:42	Bright	39.000	89	5Alp Cep	2.4510	8000.0	78	47579	No
128	GOM_NL__2PRFIN20110406_094528_000000513101_00151_47579_9592.N1	06-APR-2011 09:45:28	Bright	50.500	144	18Del Cyg	2.8600	11000.	101	47579	No
129	GOM_NL__2PRFIN20110406_094735_000000493101_00151_47579_9593.N1	06-APR-2011 09:47:35	Bright	48.500	66	37Gam Cyg	2.2080	5900.0	97	47579	No
130	GOM_NL__2PRFIN20110406_094947_000000483101_00151_47579_9594.N1	06-APR-2011 09:49:47	Bright	48.000	92	53Eps Cyg	2.5000	4500.0	96	47579	No
131	GOM_NL__2PRFIN20110406_095635_000000483101_00151_47579_9595.N1	06-APR-2011 09:56:35	Tw_i_and_stray	47.500	61	8Eps Peg	2.1000	3900.0	95	47579	No
132	GOM_NL__2PRFIN20110406_100119_000000473101_00151_47579_9596.N1	06-APR-2011 10:01:19	Dark	46.500	154	22Bet Aqr	2.8990	5700.0	93	47579	No
133	GOM_NL__2PRFIN20110406_101537_000000573101_00151_47579_9597.N1	06-APR-2011 10:15:37	Dark	56.500	103	38Zet Sgr	2.6000	9700.0	113	47579	No
134	GOM_NL__2PRFIN20110406_101915_000000563101_00152_47580_9611.N1	06-APR-2011 10:19:15	Dark	56.000	38	20Eps Sgr	1.8360	11000.	112	47580	No
135	GOM_NL__2PRFIN20110406_102327_000000603101_00152_47580_9612.N1	06-APR-2011 10:23:27	Dark	59.500	25	35Lam Sco	1.6200	28000.	119	47580	No
136	GOM_NL__2PRFIN20110406_103101_000000433101_00152_47580_9613.N1	06-APR-2011 10:31:01	Straylight	43.000	78	Alp Lup	2.3040	28000.	86	47580	No
137	GOM_NL__2PRFIN20110406_103237_000000493101_00152_47580_9614.N1	06-APR-2011 10:32:37	Straylight	48.500	81	Eta Cen	2.3560	28000.	97	47580	No
138	GOM_NL__2PRFIN20110406_103511_000000533101_00152_47580_9615.N1	06-APR-2011 10:35:11	Straylight	52.500	54	5The Cen	2.0550	4500.0	105	47580	No
139	GOM_NL__2PRFIN20110406_104046_000000453101_00152_47580_9616.N1	06-APR-2011 10:40:46	Tw_i_and_stray	45.000	106	9Bet Crv	2.6480	5600.0	90	47580	No
140	GOM_NL__2PRFIN20110406_104250_000000413101_00152_47580_9617.N1	06-APR-2011 10:42:50	Tw_i_and_stray	40.500	163	7Del Crv	2.9450	11000.	81	47580	No
141	GOM_NL__2PRFIN20110406_104416_000000563101_00152_47580_9618.N1	06-APR-2011 10:44:16	Bright	55.500	15	67Alp Vir	0.97600	28000.	111	47580	No
142	GOM_NL__2PRFIN20110406_104724_000000413101_00152_47580_9619.N1	06-APR-2011 10:47:24	Bright	40.500	121	29Gam Vir	2.7400	7200.0	81	47580	No
143	GOM_NL__2PRFIN20110406_105136_000000623101_00152_47580_9620.N1	06-APR-2011 10:51:36	Bright	61.500	138	47Eps Vir	2.8280	4700.0	123	47580	No
144	GOM_NL__2PRFIN20110406_105959_000000413101_00152_47580_9621.N1	06-APR-2011 10:59:59	Bright	41.000	152	12Alp2CVn	2.8900	11000.	82	47580	No
145	GOM_NL__2PRFIN20110406_110316_000000393101_00152_47580_9622.N1	06-APR-2011 11:03:16	Bright	38.500	87	64Gam UMa	2.4330	11000.	77	47580	No
146	GOM_NL__2PRFIN20110406_110449_000000413101_00152_47580_9623.N1	06-APR-2011 11:04:49	Bright	41.000	32	77Eps UMa	1.7630	11000.	82	47580	No
147	GOM_NL__2PRFIN20110406_111113_000000413101_00152_47580_9624.N1	06-APR-2011 11:11:13	Bright	41.000	60	7Bet UMi	2.0810	3950.0	82	47580	No
148	GOM_NL__2PRFIN20110406_111330_000000493101_00152_47580_9625.N1	06-APR-2011 11:13:30	Bright	48.500	119	14Eta Dra	2.7270	4700.0	97	47580	No
149	GOM_NL__2PRFIN20110406_112056_000000563101_00152_47580_9626.N1	06-APR-2011 11:20:56	Bright	56.000	89	5Alp Cep	2.4510	8000.0	112	47580	No
150	GOM_NL__2PRFIN20110406_112542_000000663101_00152_47580_9627.N1	06-APR-2011 11:25:42	Bright	66.000	144	18Del Cyg	2.8600	11000.	132	47580	No
151	GOM_NL__2PRFIN20110406_112749_000000463101_00152_47580_9628.N1	06-APR-2011 11:27:49	Bright	45.500	66	37Gam Cyg	2.2080	5900.0	91	47580	No
152	GOM_NL__2PRFIN20110406_113001_000000463101_00152_47580_9629.N1	06-APR-2011 11:30:01	Bright	45.500	92	53Eps Cyg	2.5000	4500.0	91	47580	No
153	GOM_NL__2PRFIN20110406_113649_000000463101_00152_47580_9630.N1	06-APR-2011 11:36:49	Tw_i_and_stray	46.000	61	8Eps Peg	2.1000	3900.0	92	47580	No
154	GOM_NL__2PRFIN20110406_114133_000000443101_00152_47580_9631.N1	06-APR-2011 11:41:33	Dark	43.500	154	22Bet Aqr	2.8990	5700.0	87	47580	No
155	GOM_NL__2PRFIN20110406_115553_000000543101_00152_47580_9632.N1	06-APR-2011 11:55:53	Dark	53.500	103	38Zet Sgr	2.6000	9700.0	107	47580	No
156	GOM_NL__2PRFIN20110406_115930_000000573101_00153_47581_9670.N1	06-APR-2011 11:59:30	Dark	57.000	38	20Eps Sgr	1.8360	11000.	114	47581	No
157	GOM_NL__2PRFIN20110406_120342_000000603101_00153_47581_9671.N1	06-APR-2011 12:03:42	Dark	60.000	25	35Lam Sco	1.6200	28000.	120	47581	No
158	GOM_NL__2PRFIN20110406_121115_000000443101_00153_47581_9672.N1	06-APR-2011 12:11:15	Straylight	43.500	78	Alp Lup	2.3040	28000.	87	47581	No
159	GOM_NL__2PRFIN20110406_121251_000000483101_00153_47581_9673.N1	06-APR-2011 12:12:51	Straylight	47.500	81	Eta Cen	2.3560	28000.	95	47581	No
160	GOM_NL__2PRFIN20110406_121525_000000503101_00153_47581_9674.N1	06-APR-2011 12:15:25	Straylight	50.000	54	5The Cen	2.0550	4500.0	100	47581	No

279	GOM_NL__2PRFIN20110406_211235_000000403101_00158_47586_9835.N1	06-APR-2011 21:12:35	Bright	40.000	60	7Bet UMi	2.0810	3950.0	80	47586	No
280	GOM_NL__2PRFIN20110406_211450_000000493101_00158_47586_9836.N1	06-APR-2011 21:14:50	Bright	48.500	119	14Eta Dra	2.7270	4700.0	97	47586	No
281	GOM_NL__2PRFIN20110406_212219_000000363101_00158_47586_9837.N1	06-APR-2011 21:22:19	Bright	35.500	89	5Alp Cep	2.4510	8000.0	71	47586	No
282	GOM_NL__2PRFIN20110406_212704_000000513101_00158_47586_9838.N1	06-APR-2011 21:27:04	Bright	51.000	144	18Del Cyg	2.8600	11000.	102	47586	No
283	GOM_NL__2PRFIN20110406_212912_000000683101_00158_47586_9839.N1	06-APR-2011 21:29:12	Bright	68.000	66	37Gam Cyg	2.2080	5900.0	136	47586	No
284	GOM_NL__2PRFIN20110406_213125_000000463101_00158_47586_9840.N1	06-APR-2011 21:31:25	Bright	46.000	92	53Eps Cyg	2.5000	4500.0	92	47586	No
285	GOM_NL__2PRFIN20110406_213815_000000483101_00158_47586_9841.N1	06-APR-2011 21:38:15	Tw_i_and_stray	48.000	61	8Eps Peg	2.1000	3900.0	96	47586	No
286	GOM_NL__2PRFIN20110406_214300_000000463101_00158_47586_9842.N1	06-APR-2011 21:43:00	Dark	46.000	154	22Bet Aqr	2.8990	5700.0	92	47586	No
287	GOM_NL__2PRFIN20110406_220103_000000603101_00159_47587_9849.N1	06-APR-2011 22:01:03	Dark	60.000	38	20Eps Sgr	1.8360	11000.	120	47587	No
288	GOM_NL__2PRFIN20110406_220514_000000623101_00159_47587_9850.N1	06-APR-2011 22:05:14	Dark	62.000	25	35Lam Sco	1.6200	28000.	124	47587	No
289	GOM_NL__2PRFIN20110406_221242_000000453101_00159_47587_9851.N1	06-APR-2011 22:12:42	Straylight	44.500	78	Alp Lup	2.3040	28000.	89	47587	No
290	GOM_NL__2PRFIN20110406_221418_000000463101_00159_47587_9852.N1	06-APR-2011 22:14:18	Straylight	46.000	81	Eta Cen	2.3560	28000.	92	47587	No
291	GOM_NL__2PRFIN20110406_221652_000000493101_00159_47587_9853.N1	06-APR-2011 22:16:52	Straylight	49.000	54	5The Cen	2.0550	4500.0	98	47587	No
292	GOM_NL__2PRFIN20110406_222225_000000463101_00159_47587_9854.N1	06-APR-2011 22:22:25	Tw_i_and_stray	45.500	106	9Bet Crv	2.6480	5600.0	91	47587	No
293	GOM_NL__2PRFIN20110406_222429_000000413101_00159_47587_9855.N1	06-APR-2011 22:24:29	Tw_i_and_stray	40.500	163	7Del Crv	2.9450	11000.	81	47587	No
294	GOM_NL__2PRFIN20110406_222554_000000543101_00159_47587_9856.N1	06-APR-2011 22:25:54	Bright	53.500	15	67Alp Vir	0.97600	28000.	107	47587	No
295	GOM_NL__2PRFIN20110406_222901_000000423101_00159_47587_9857.N1	06-APR-2011 22:29:01	Bright	41.500	121	29Gam Vir	2.7400	7200.0	83	47587	No
296	GOM_NL__2PRFIN20110406_223312_000000433101_00159_47587_9858.N1	06-APR-2011 22:33:12	Bright	43.000	138	47Eps Vir	2.8280	4700.0	86	47587	No
297	GOM_NL__2PRFIN20110406_224134_000000413101_00159_47587_9859.N1	06-APR-2011 22:41:34	Bright	40.500	152	12Alp2CVn	2.8900	11000.	81	47587	No
298	GOM_NL__2PRFIN20110406_224453_000000373101_00159_47587_9860.N1	06-APR-2011 22:44:53	Bright	36.500	87	64Gam UMa	2.4330	11000.	73	47587	No
299	GOM_NL__2PRFIN20110406_224625_000000383101_00159_47587_9861.N1	06-APR-2011 22:46:25	Bright	38.000	32	77Eps UMa	1.7630	11000.	76	47587	No
300	GOM_NL__2PRFIN20110406_225248_000000413101_00159_47587_9862.N1	06-APR-2011 22:52:48	Bright	41.000	60	7Bet UMi	2.0810	3950.0	82	47587	No
301	GOM_NL__2PRFIN20110406_225503_000000473101_00159_47587_9863.N1	06-APR-2011 22:55:03	Bright	47.000	119	14Eta Dra	2.7270	4700.0	94	47587	No
302	GOM_NL__2PRFIN20110406_230233_000000383101_00159_47587_9864.N1	06-APR-2011 23:02:33	Bright	38.000	89	5Alp Cep	2.4510	8000.0	76	47587	No
303	GOM_NL__2PRFIN20110406_230718_000000733101_00159_47587_9865.N1	06-APR-2011 23:07:18	Bright	73.000	144	18Del Cyg	2.8600	11000.	146	47587	No
304	GOM_NL__2PRFIN20110406_230926_000000483101_00159_47587_9866.N1	06-APR-2011 23:09:26	Bright	48.000	66	37Gam Cyg	2.2080	5900.0	96	47587	No
305	GOM_NL__2PRFIN20110406_231139_000000463101_00159_47587_9867.N1	06-APR-2011 23:11:39	Bright	46.000	92	53Eps Cyg	2.5000	4500.0	92	47587	No
306	GOM_NL__2PRFIN20110406_231829_000000473101_00159_47587_9868.N1	06-APR-2011 23:18:29	Tw_i_and_stray	46.500	61	8Eps Peg	2.1000	3900.0	93	47587	No
307	GOM_NL__2PRFIN20110406_232314_000000463101_00159_47587_9869.N1	06-APR-2011 23:23:14	Dark	45.500	154	22Bet Aqr	2.8990	5700.0	91	47587	No
308	GOM_NL__2PRFIN20110406_234118_000000603101_00160_47588_9862.N1	06-APR-2011 23:41:18	Dark	60.000	38	20Eps Sgr	1.8360	11000.	120	47588	No
309	GOM_NL__2PRFIN20110406_234530_000000603101_00160_47588_9863.N1	06-APR-2011 23:45:30	Dark	60.000	25	35Lam Sco	1.6200	28000.	120	47588	No
310	GOM_NL__2PRFIN20110406_235257_000000443101_00160_47588_9864.N1	06-APR-2011 23:52:57	Straylight	44.000	78	Alp Lup	2.3040	28000.	88	47588	No
311	GOM_NL__2PRFIN20110406_235433_000000473101_00160_47588_9865.N1	06-APR-2011 23:54:33	Straylight	47.000	81	Eta Cen	2.3560	28000.	94	47588	No
312	GOM_NL__2PRFIN20110406_235706_000000473101_00160_47588_9866.N1	06-APR-2011 23:57:06	Straylight	47.000	54	5The Cen	2.0550	4500.0	94	47588	No

3. Quality information per product

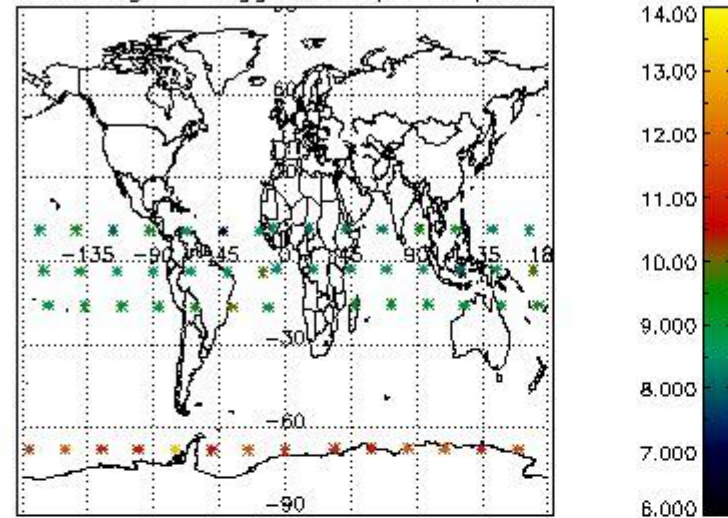
In this section it is plotted some information contained in the Quality Summary data set of the level 2 products. Only products in dark limb conditions and without errors (error flag in the MPH set to "0") are used.

3.1 Plot quality information per product (time dependant)

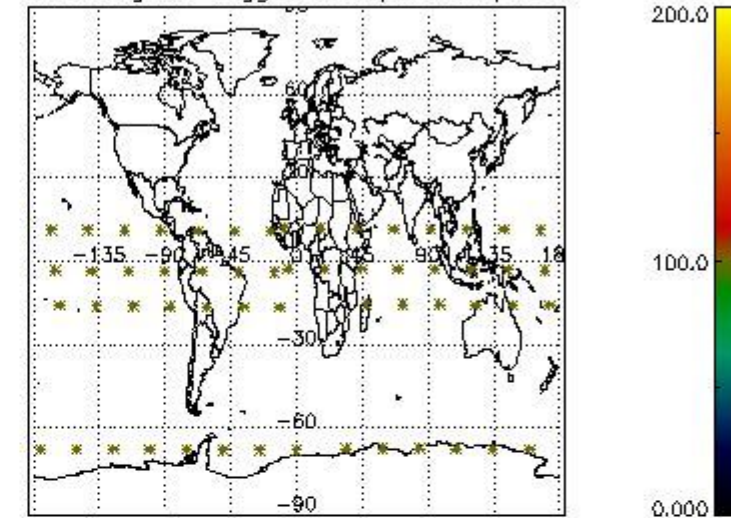


3.2 Plot quality information per product (world map)

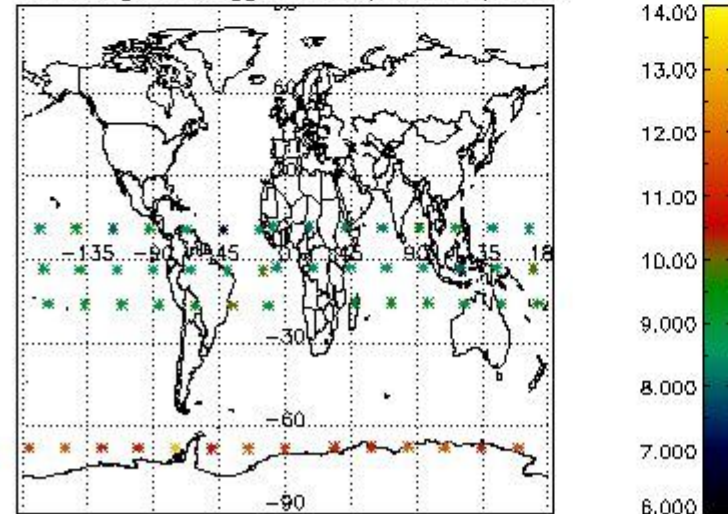
Percentage of flagged data per O3 profile



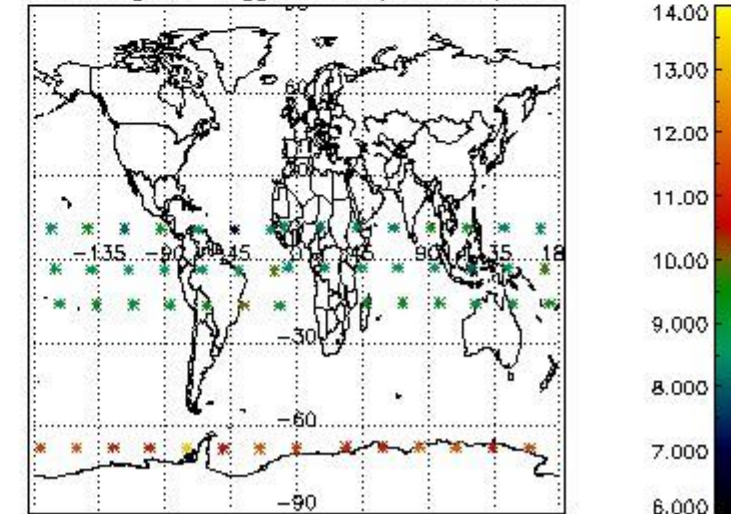
Percentage of flagged data per H2O profile



Percentage of flagged data per NO2 profile



Percentage of flagged data per NO3 profile

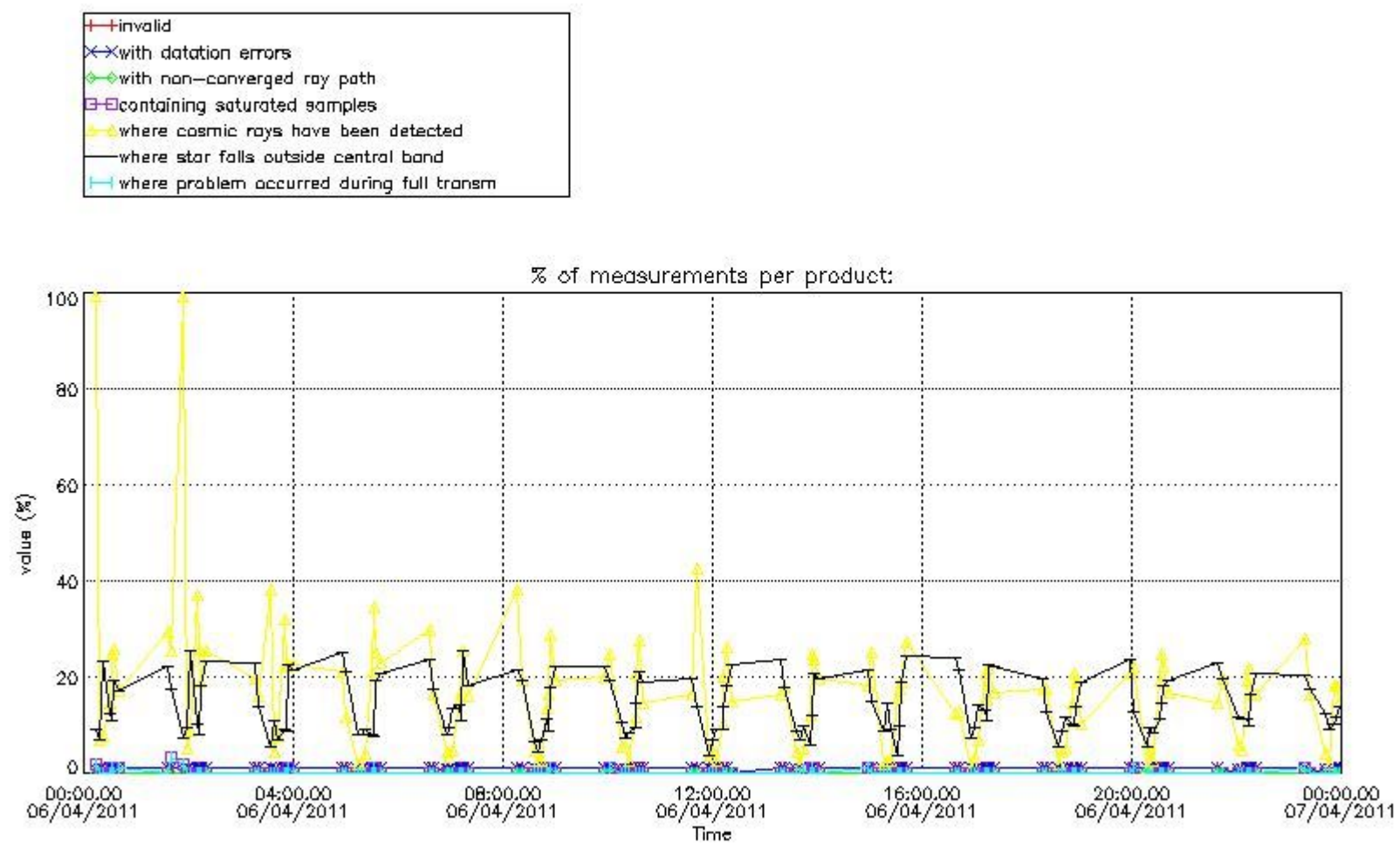


4. Level 1 quality information per product

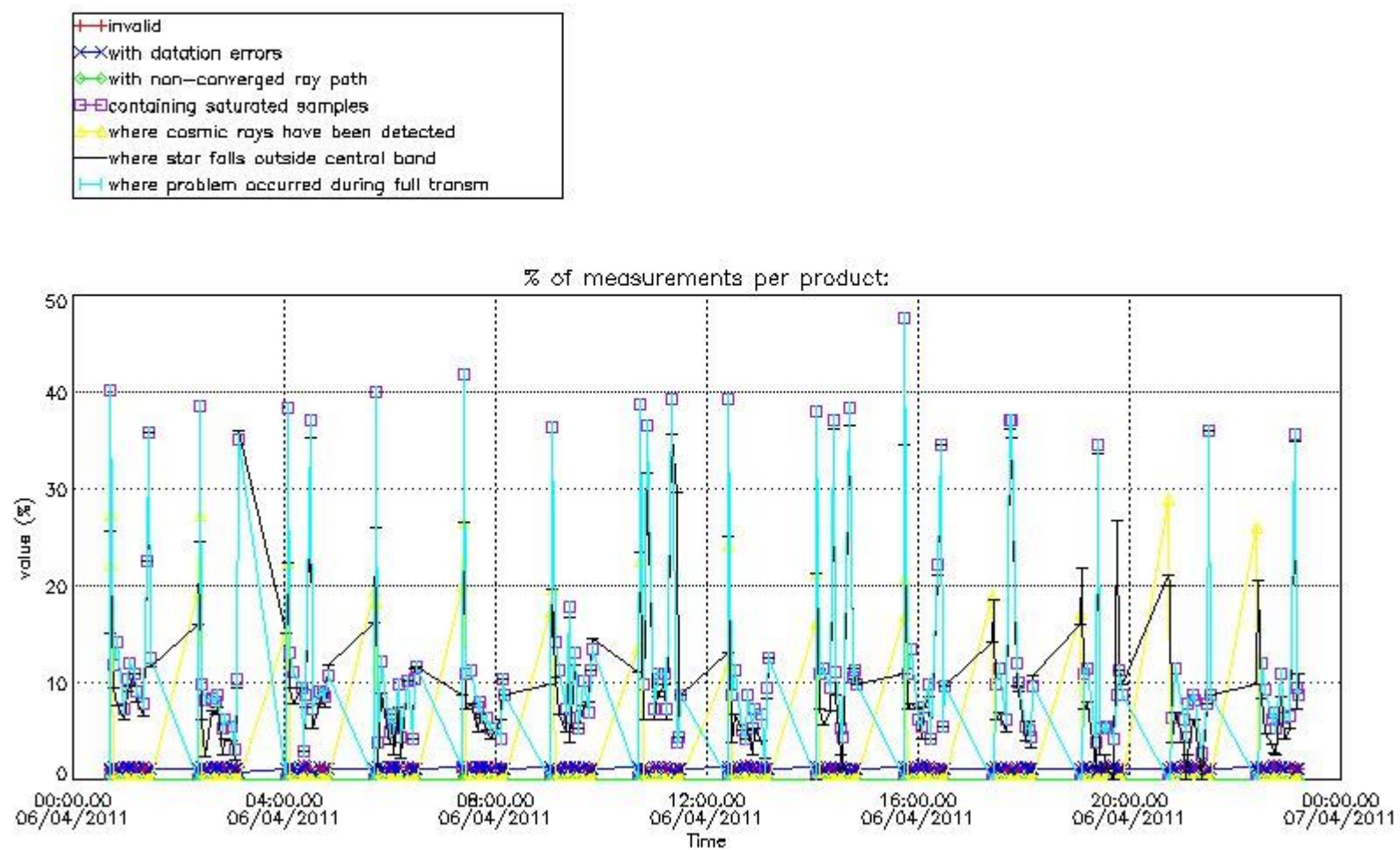
In this section it is plotted some information contained in the Quality Summary data set of the level 2 products that comes from the level 1b processing. Products without errors (error flag in the MPH set to "0") are used.

4.1 Plot quality information per product (time dependant) coming from level 1b processing

4.1.1 Plot level 1 quality information per product (time dependant): ENVISAT ASCENDING passes

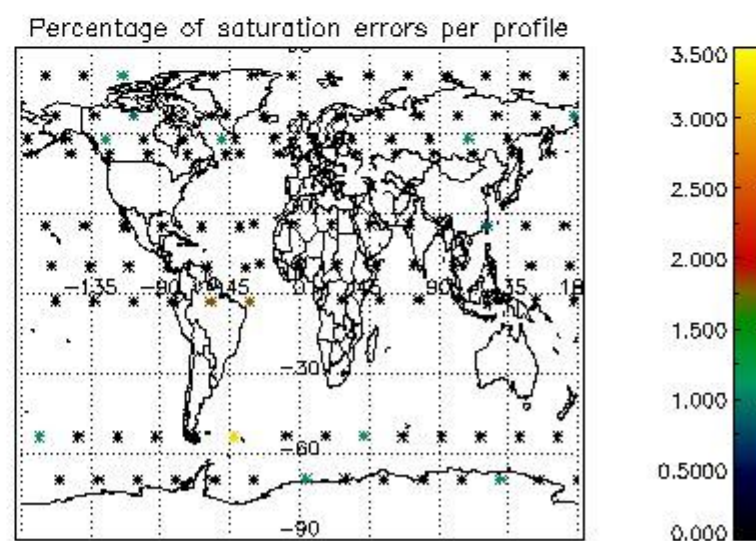
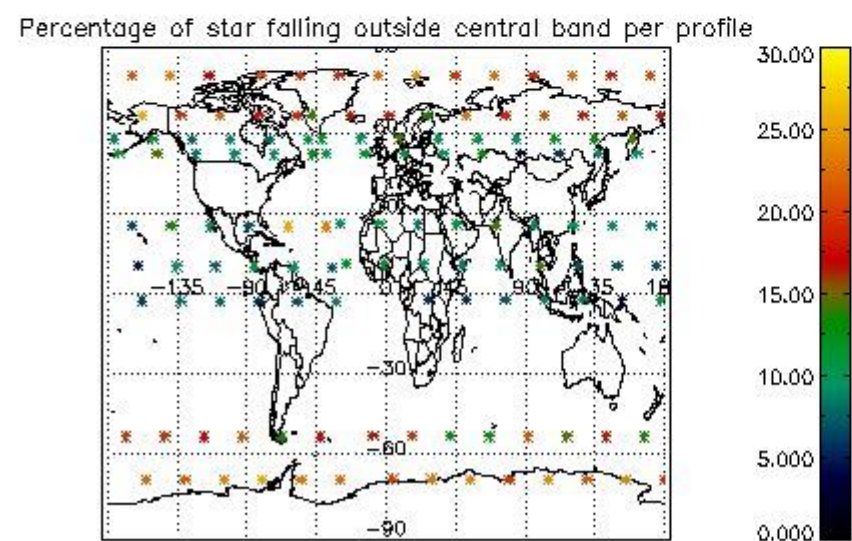
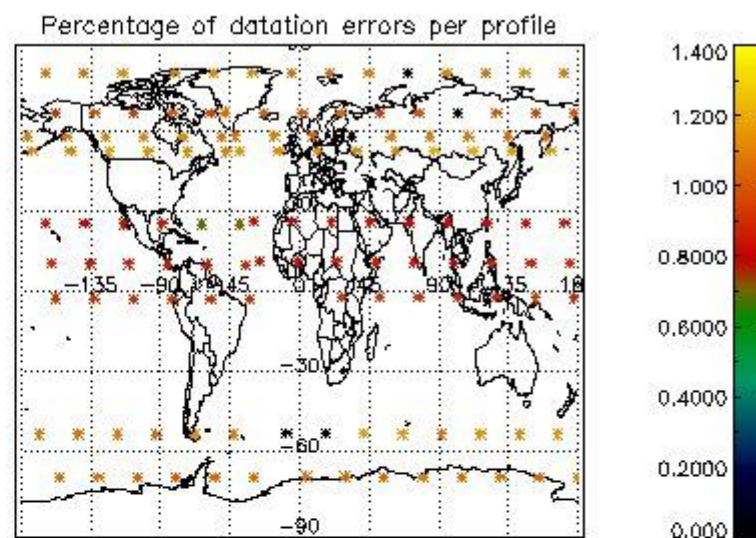
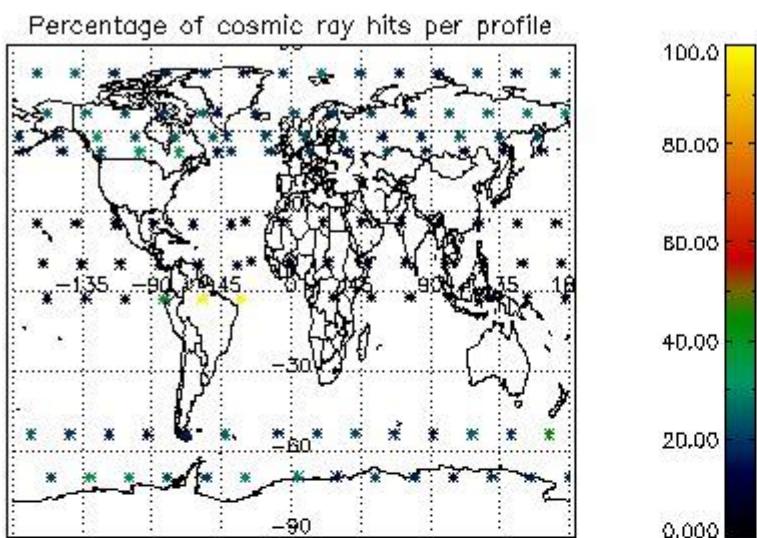


4.1.2 Plot level 1 quality information per product (time dependant): ENVI SAT DESCENDING passes

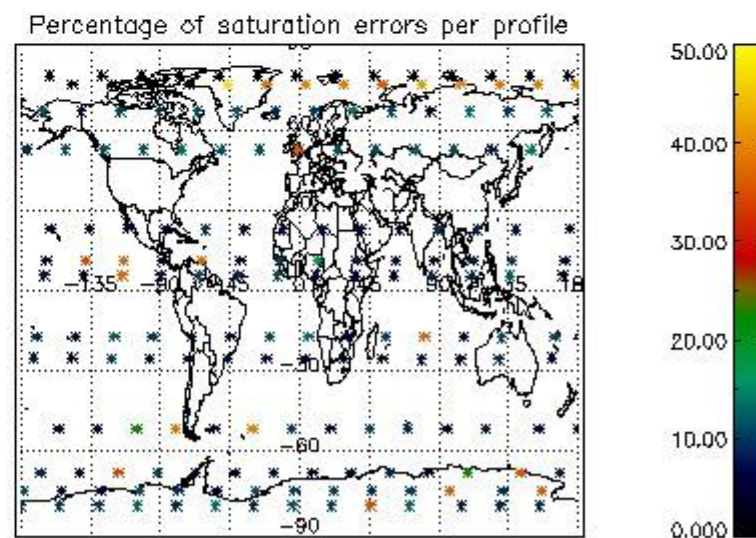
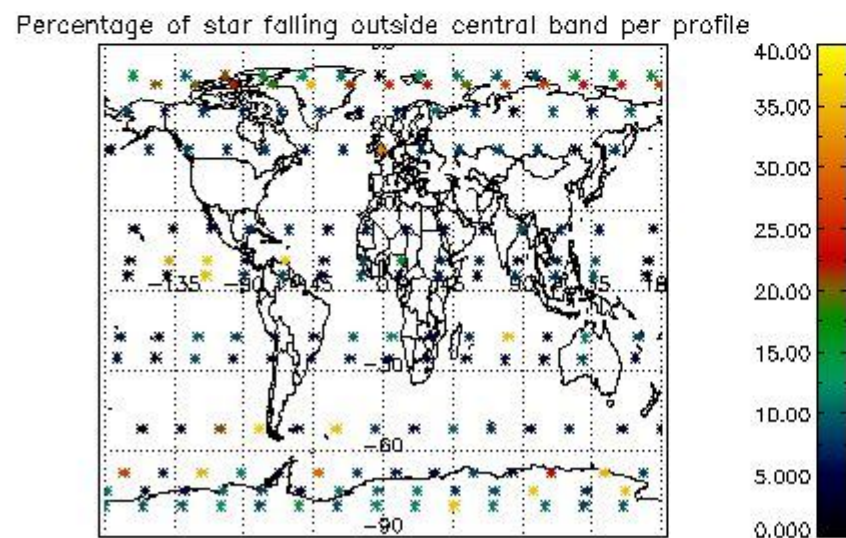
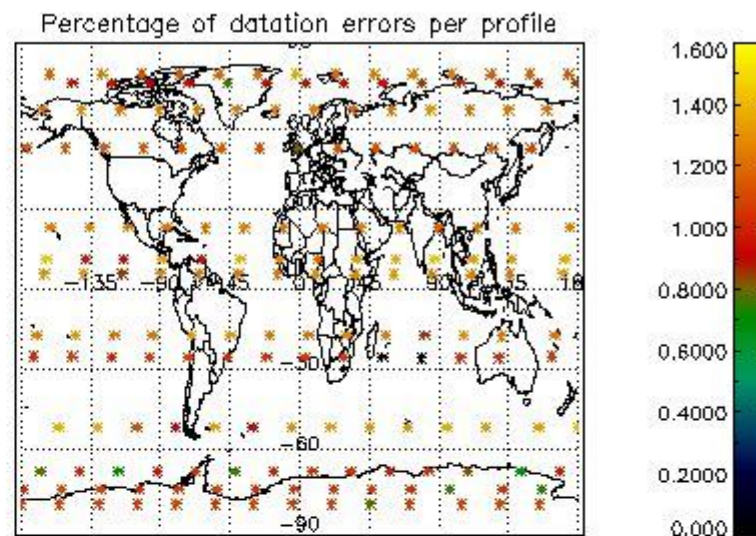
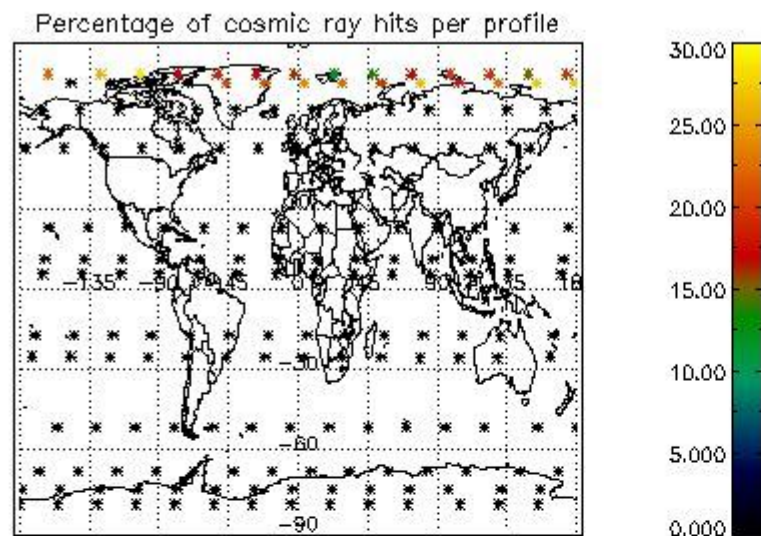


4.2 Plot quality information per product coming from level 1b processing (world map)

4.2.1 Plot level 1 quality information per product (world map): ENVISAT ASCENDING passes



4.2.2 Plot level 1 quality information per product (world map): ENVISAT DESCENDING passes



5. Trace gas profiles

5.1 Ozone statistics based on quality of products

The final quality of the products can be "measured" using the STD (Standard Deviation) attached to every point profile. This information is written to the parameter GOM_NL__2P/NL_LOCAL_SPECIES_DENSITY/o3_std of the level 2 products. The table below shows the statistics for given STD ranges.

The statistics are given with respect to the overall valid production:

- Products without fatal errors: GOM_NL__2P/MPH/PRODUCT_ERR=0
- Valid point profile: GOM_NL__2P/NL_LOCAL_SPECIES_DENSITY/pcd(0)=0

The 'Criteria' is applied to valid points of dark limb products:

- Products in dark limb illumination condition: GOM_NL__2P/NL_SUMMARY_QUALITY/obs_ill_cond=0
- Products without fatal errors: GOM_NL__2P/MPH/PRODUCT_ERR=0
- Valid point profile: GOM_NL__2P/NL_LOCAL_SPECIES_DENSITY/pcd(0)=0

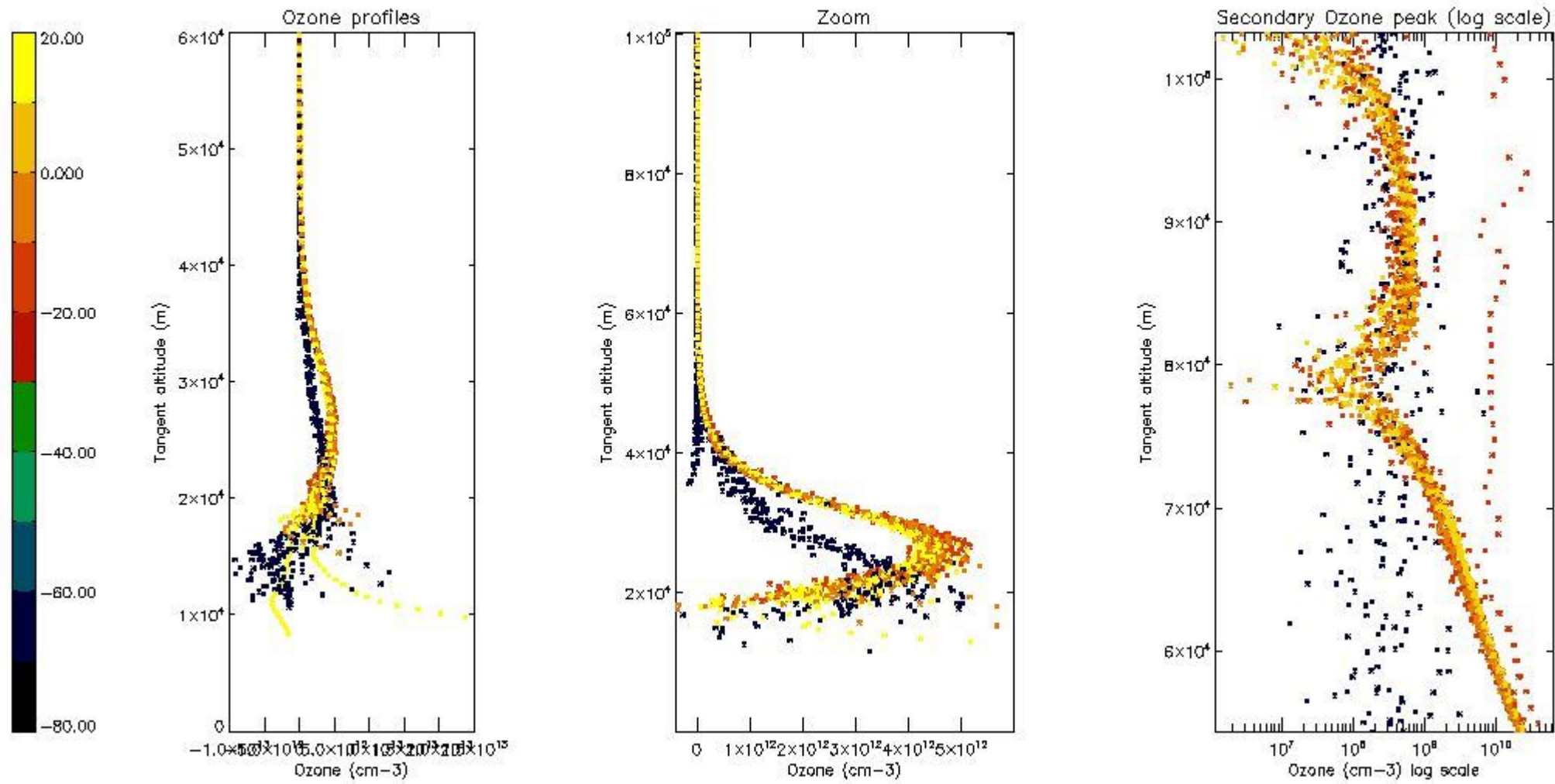
So, the table below shows the percentage of dark limb and valid observations for each criteria with respect to the overall valid daily observations.

Criteria	% of total production
All STD	22
STD < 20	12

STD < 10	9
STD < 5	7

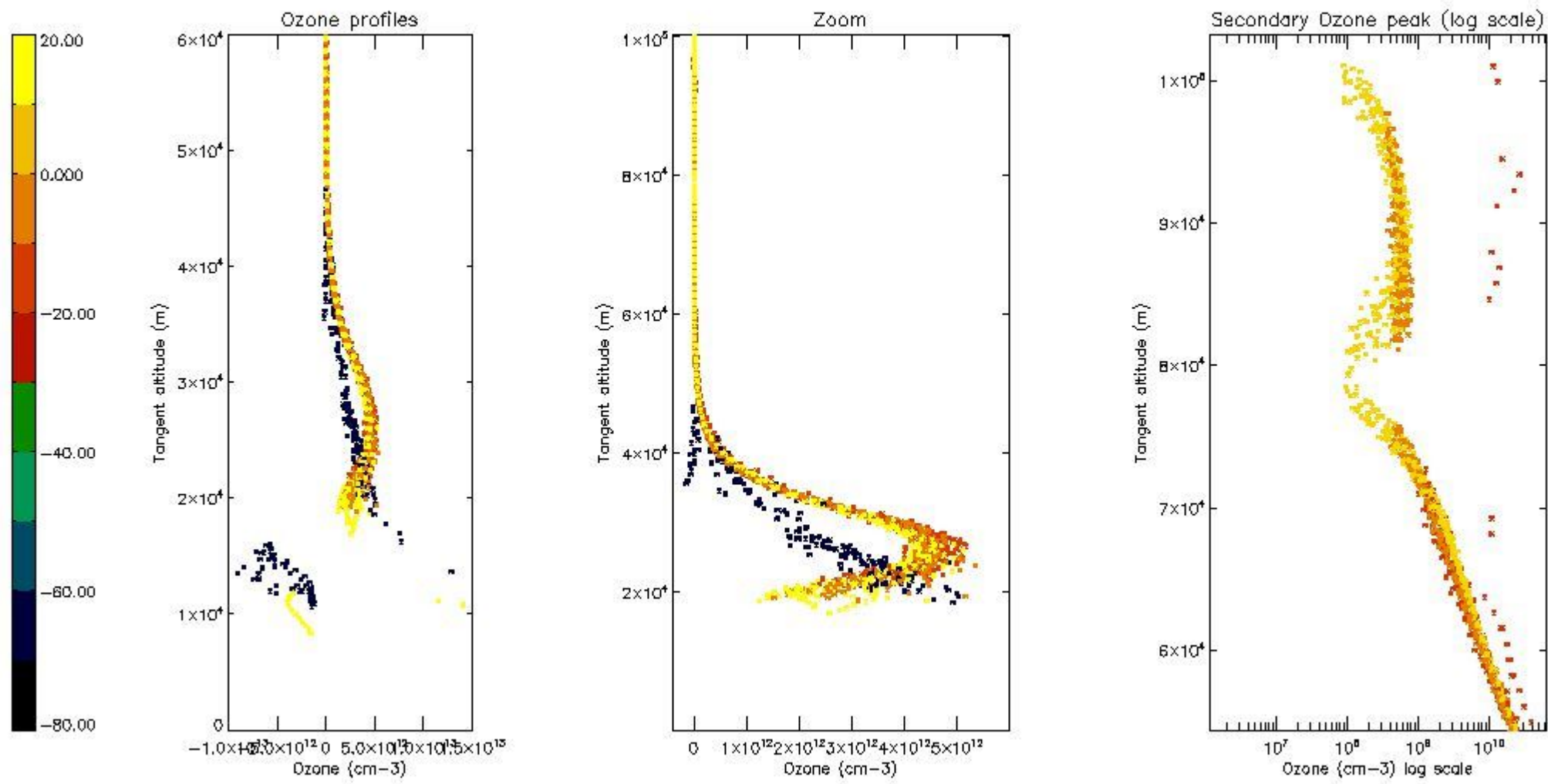
5.2 Plot ozone profiles for all STD (dark without errors)

The colorbar represents the latitude.



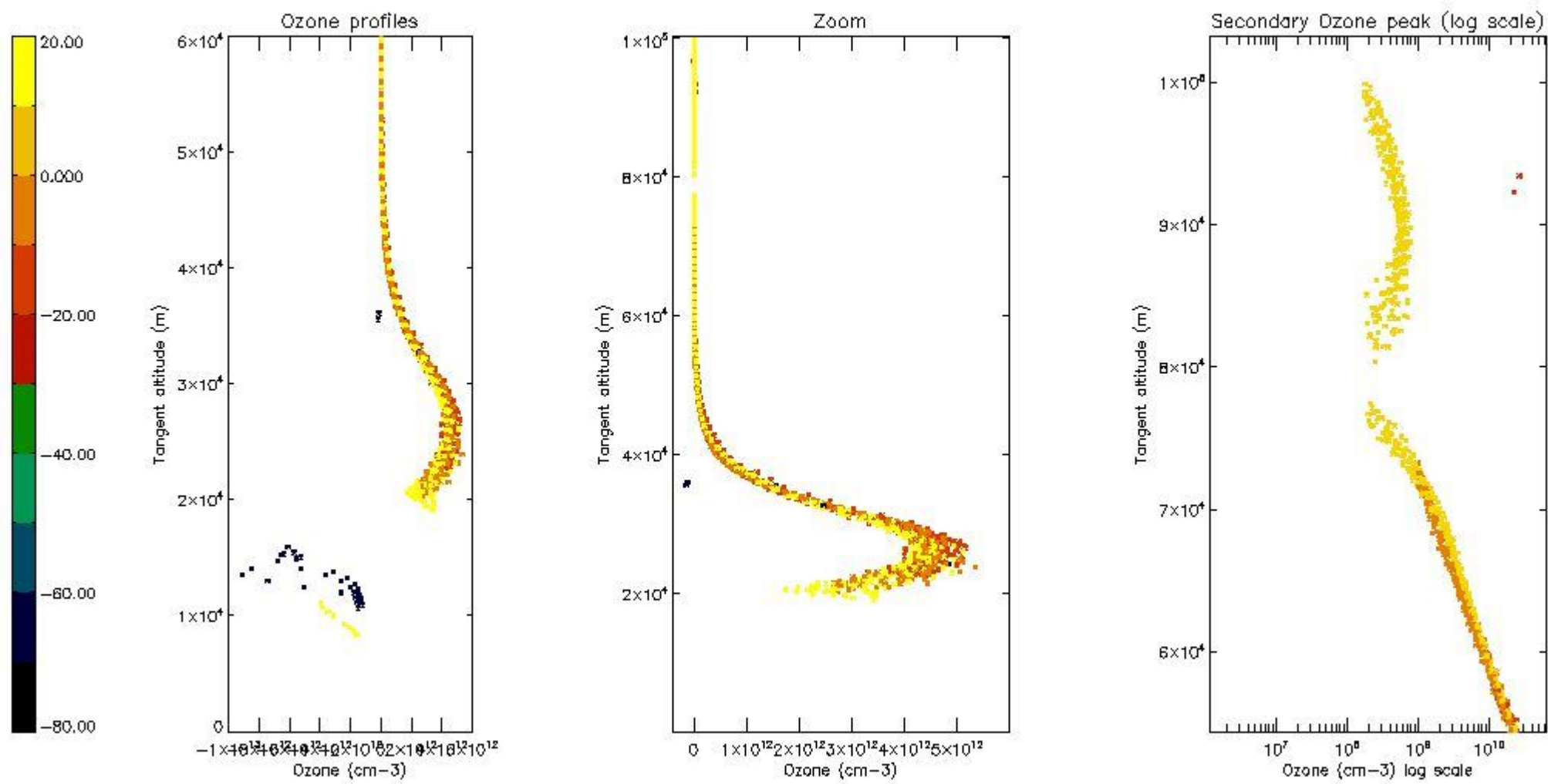
5.3 Plot ozone profiles where STD < 20% (dark without errors)

The colorbar represents the latitude.



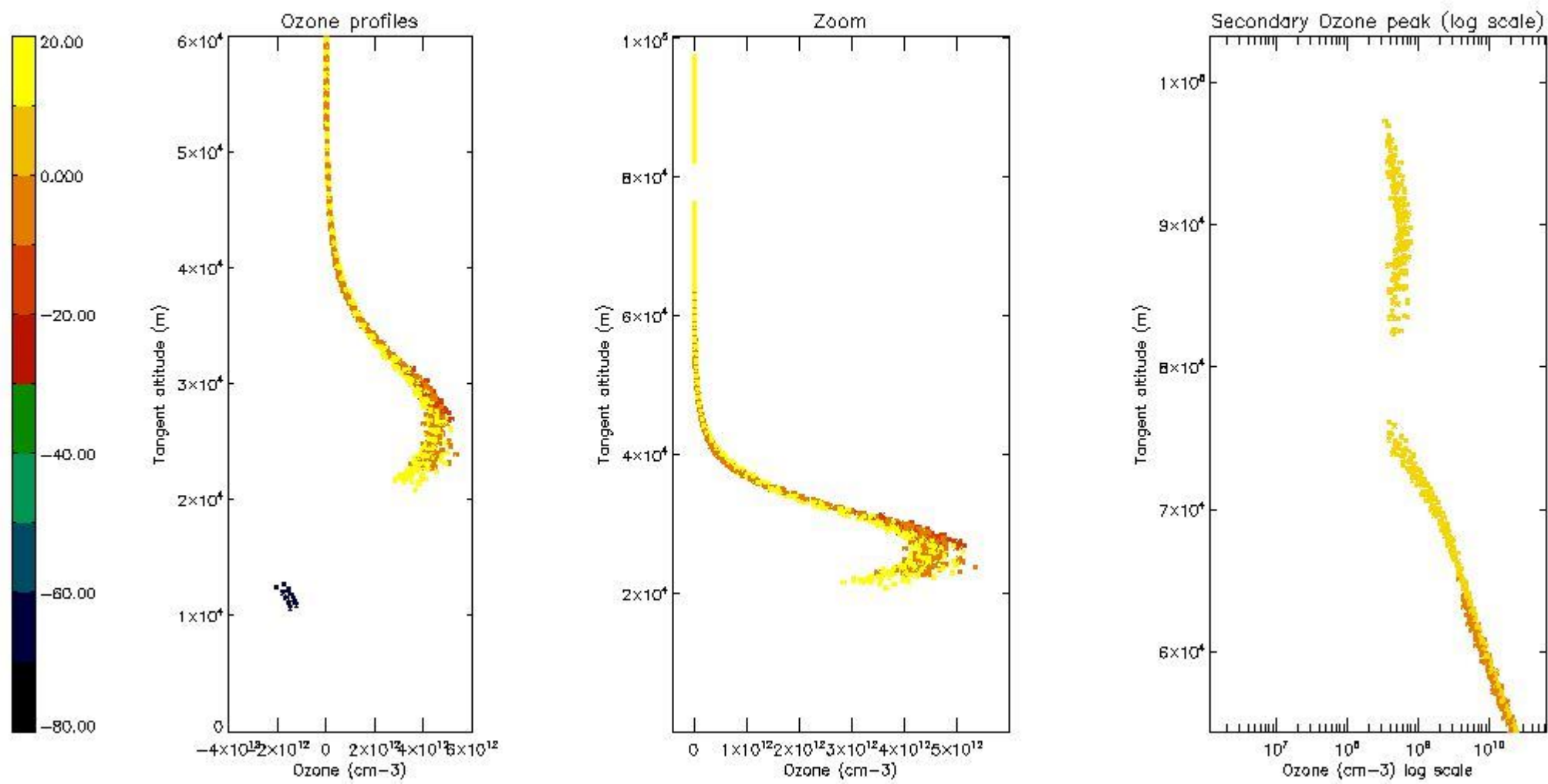
5.4 Plot ozone profiles where STD < 10% (dark without errors)

The colorbar represents the latitude.



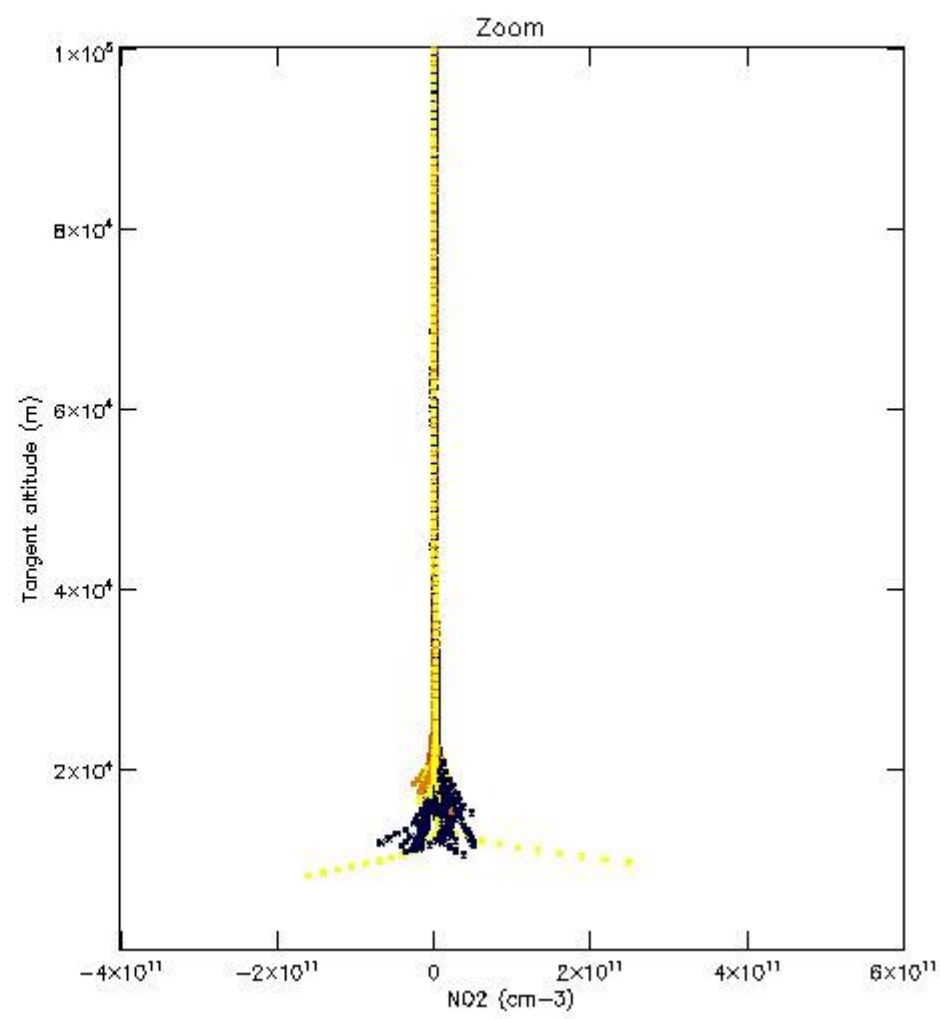
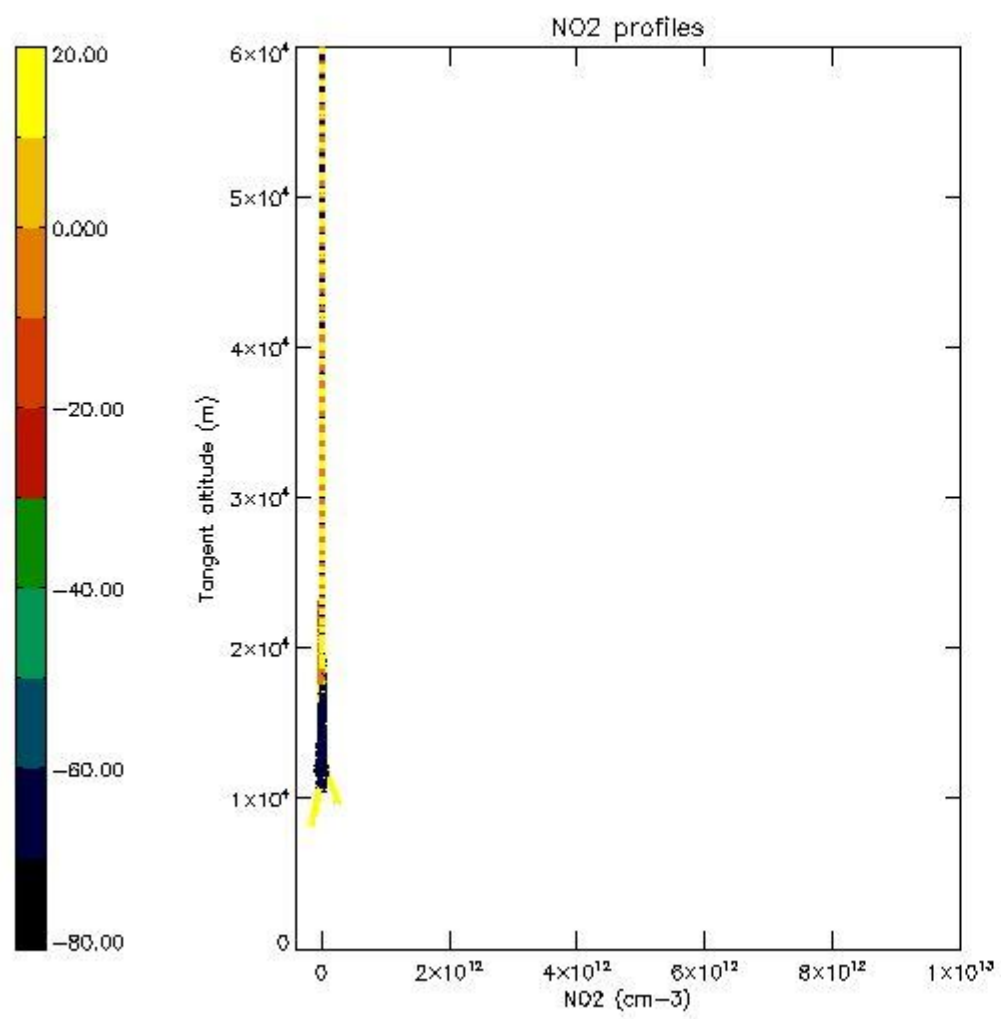
5.5 Plot ozone profiles where STD < 5% (dark without errors)

The colorbar represents the latitude.



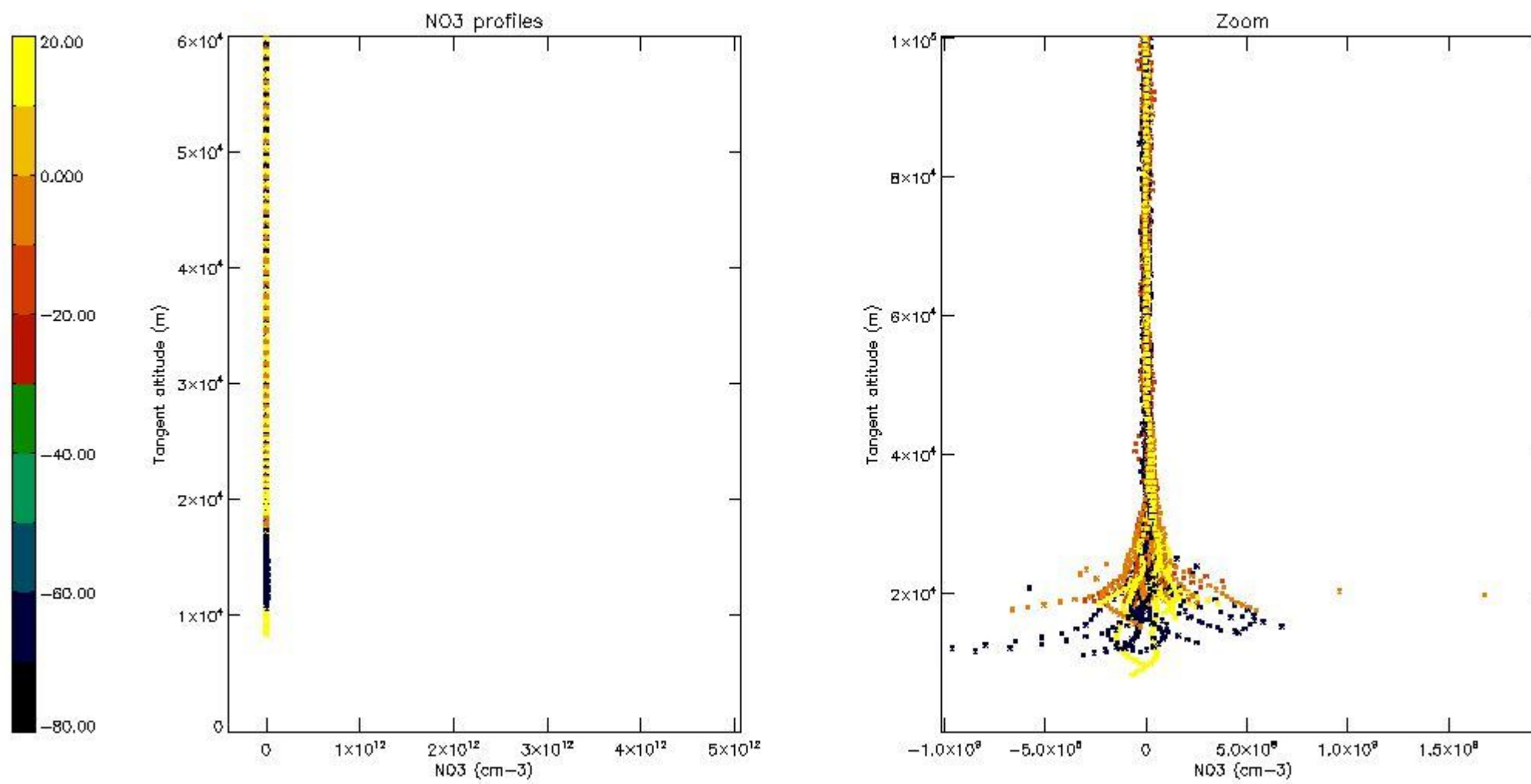
5.6 Plot NO₂ profiles for all STD (dark without errors)

The colorbar represents the latitude.



5.7 Plot NO3 profiles for all STD (dark without errors)

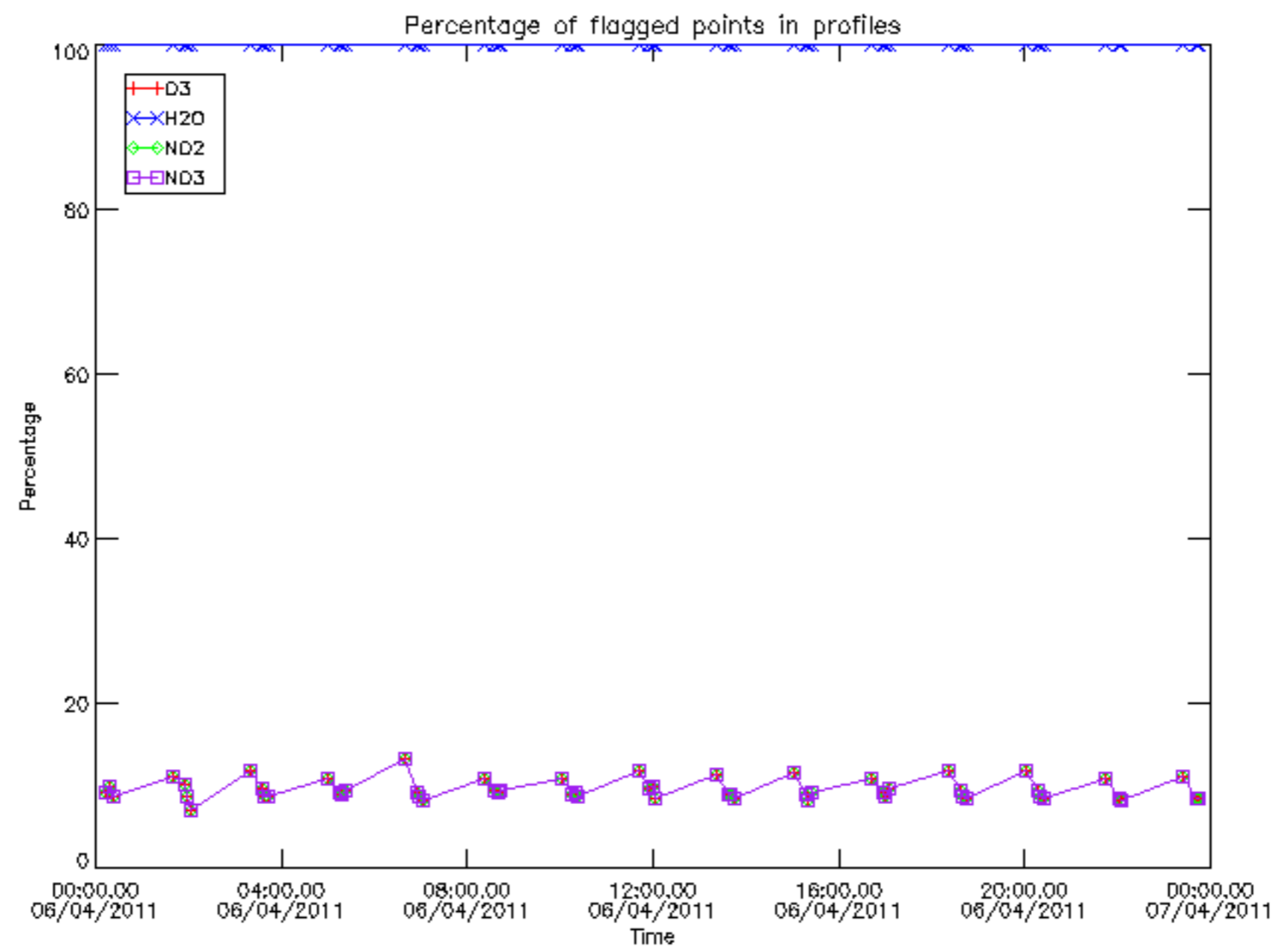
The colorbar represents the latitude.



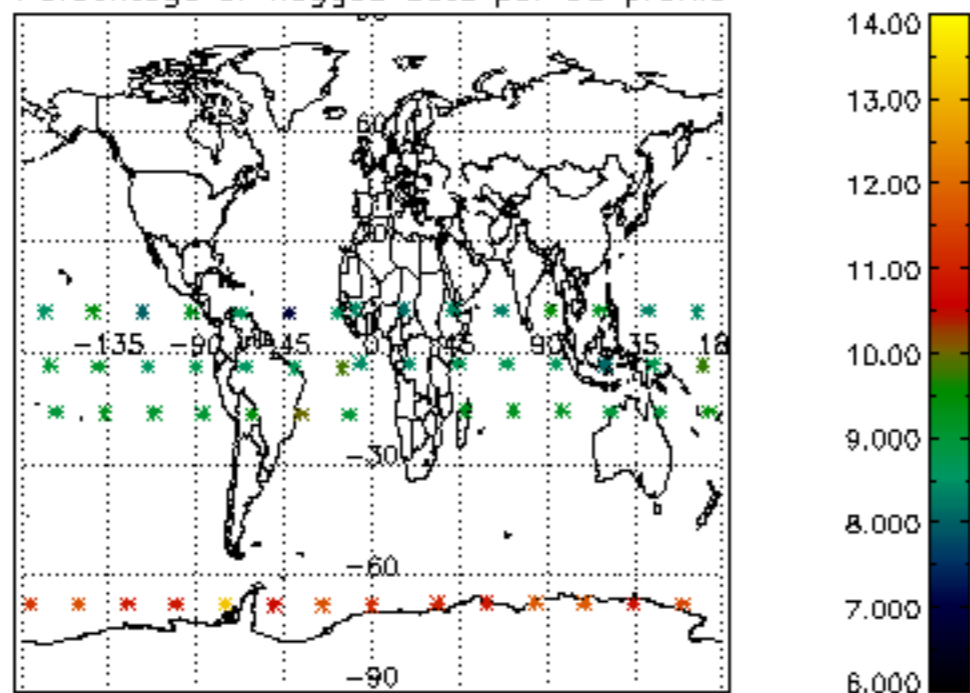
6. Auxiliary Data Files used for the production reported in section 2

The number reported in the third column indicates since which file (see list in section 2) the corresponding auxiliary file has been used. The fourth column is the date of those product files.

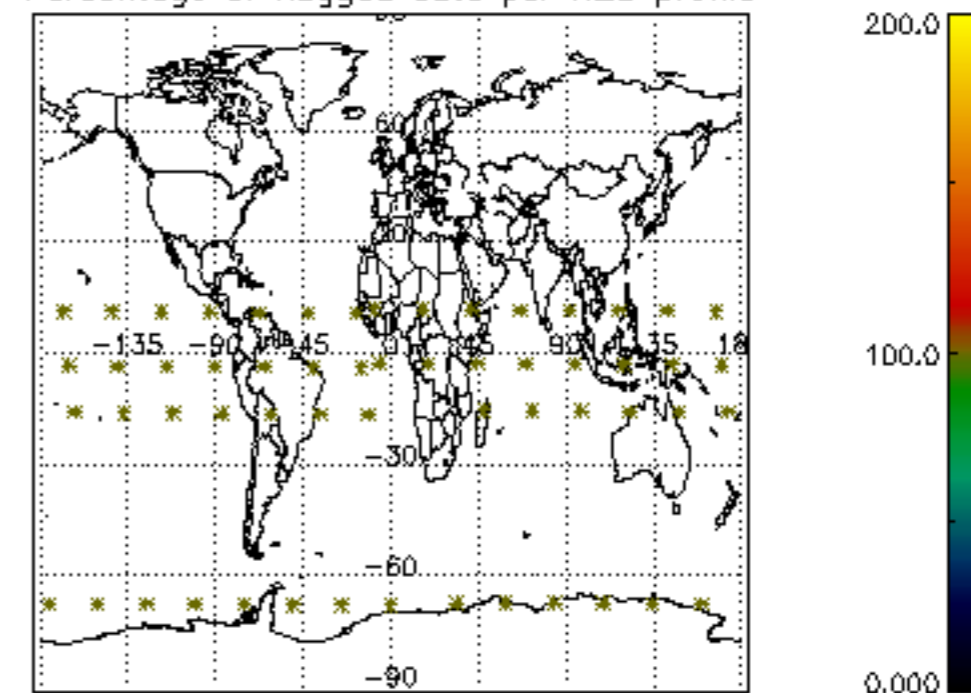
Type	Auxiliary Filename	Used since product	Used since product date
INST_PHYS_CHARACTERISTICS	GOM_INS_AXVIEC20091111_143220_20030716_120000_20500101_000000	1	06-APR-2011 00:14:05
LEVEL-2_PROC_CONFIG	GOM_PR2_AXVIEC20091111_152718_20020301_000000_20500101_000000	1	06-APR-2011 00:14:05
CROSS_SECTIONS_FILE	GOM_CRS_AXVIEC20091111_154832_20020301_000000_20500101_000000	1	06-APR-2011 00:14:05



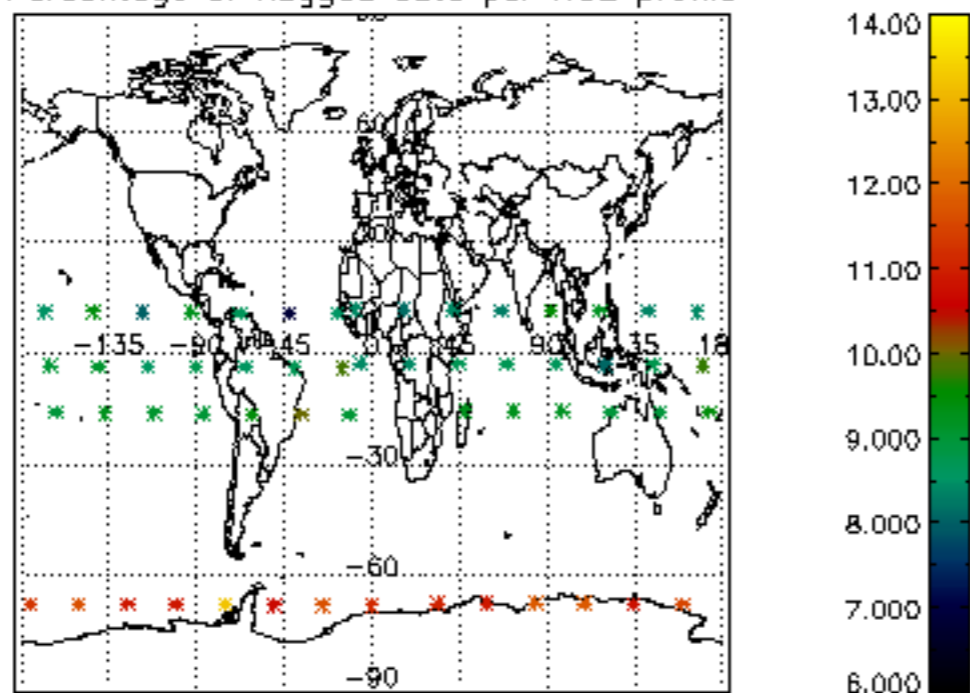
Percentage of flagged data per D3 profile



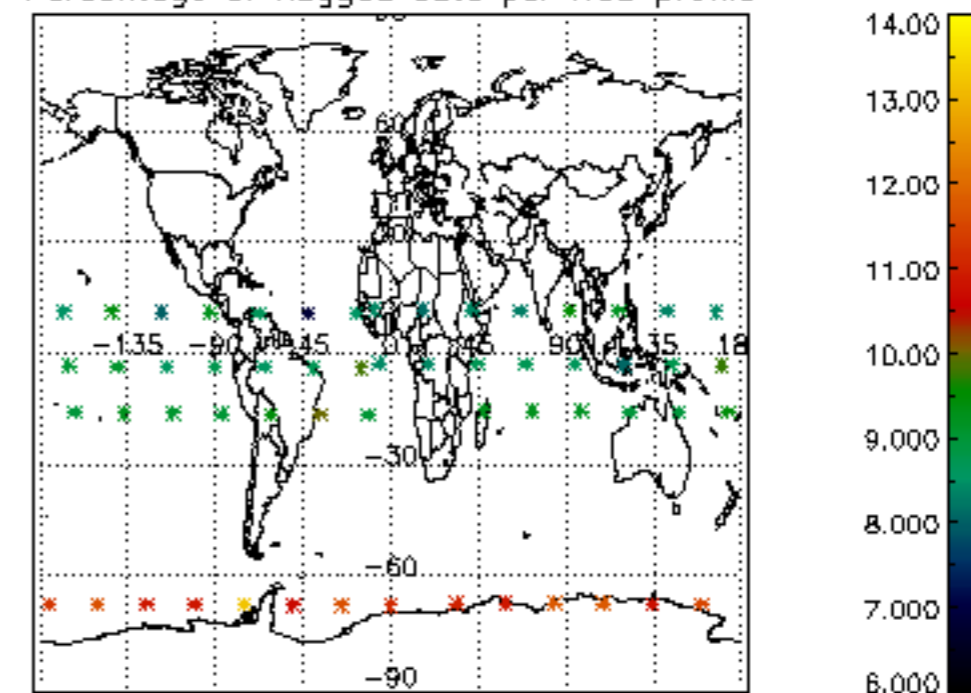
Percentage of flagged data per H2O profile

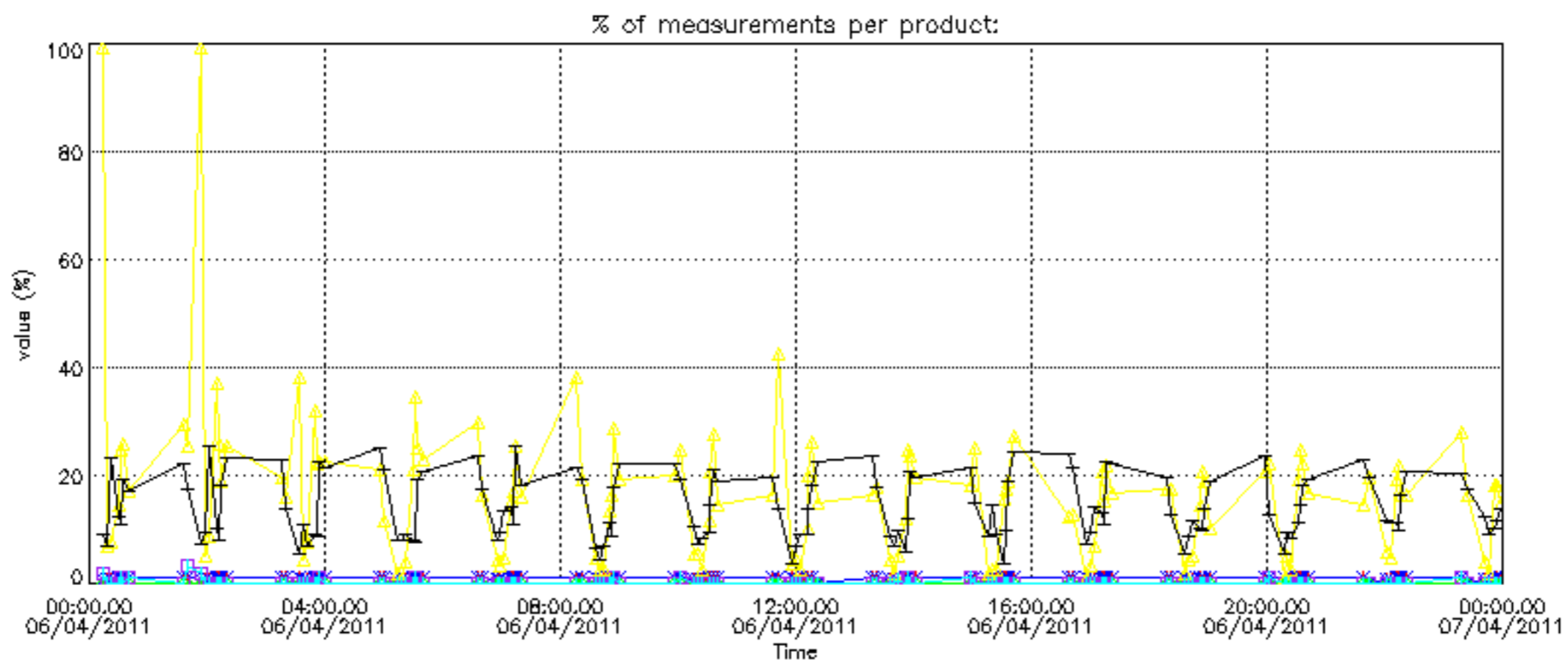


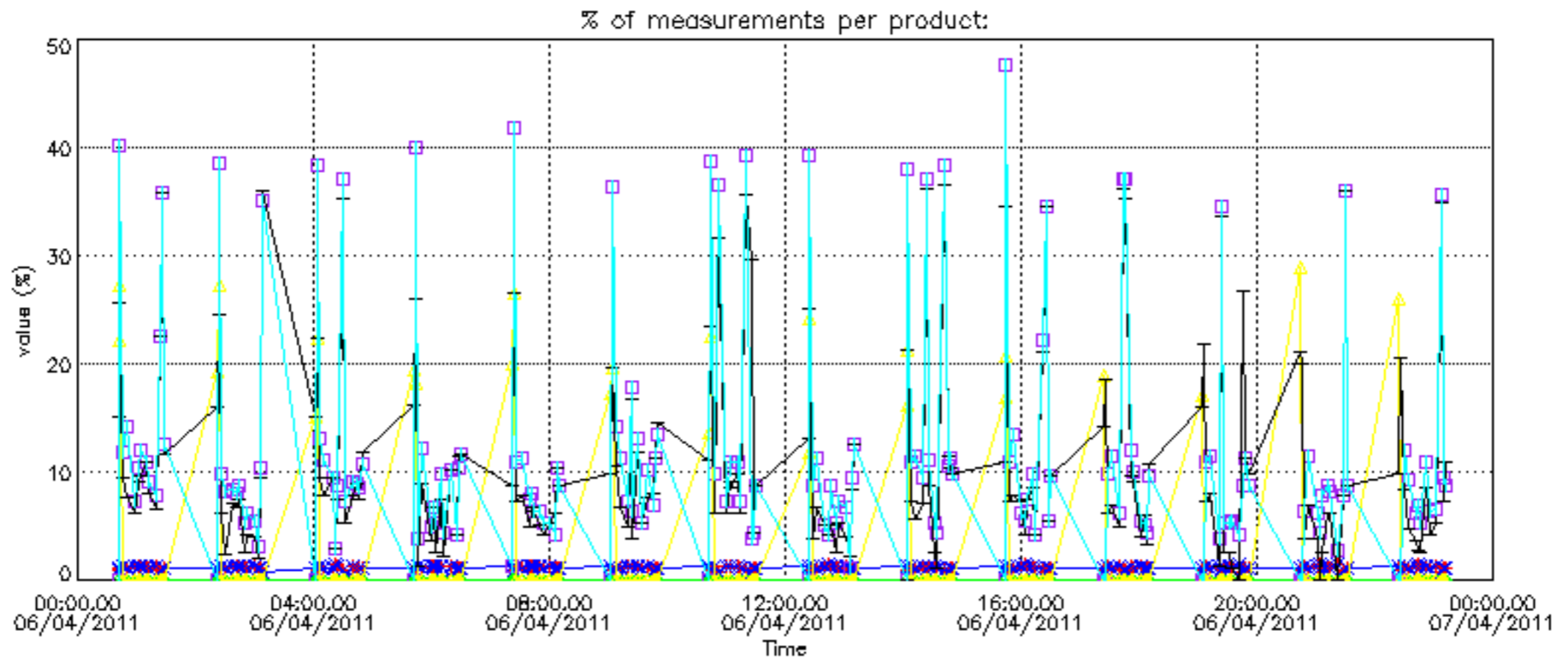
Percentage of flagged data per NO2 profile



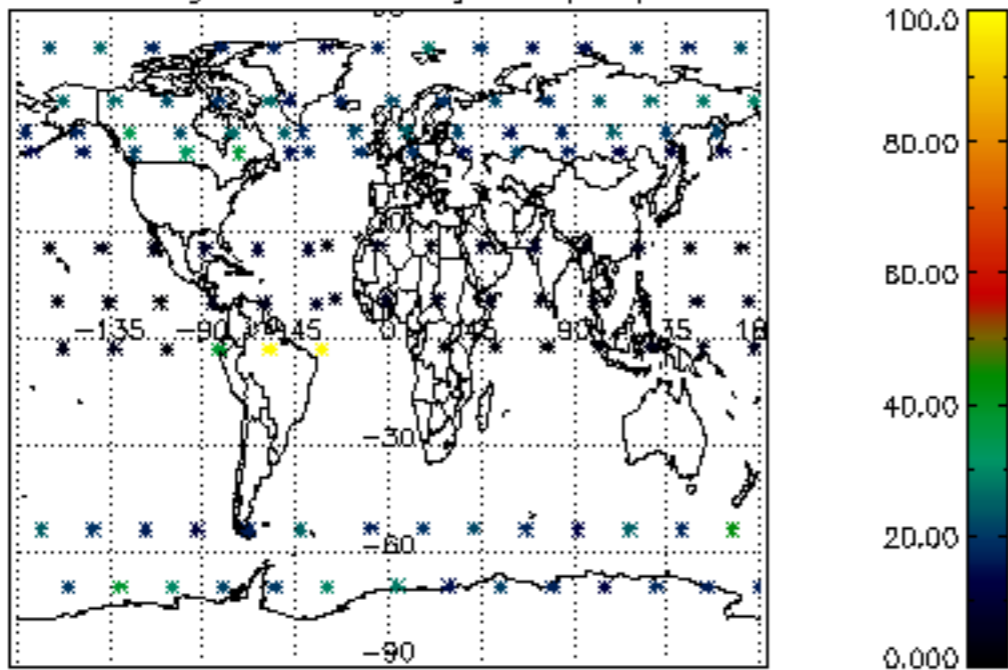
Percentage of flagged data per NO3 profile



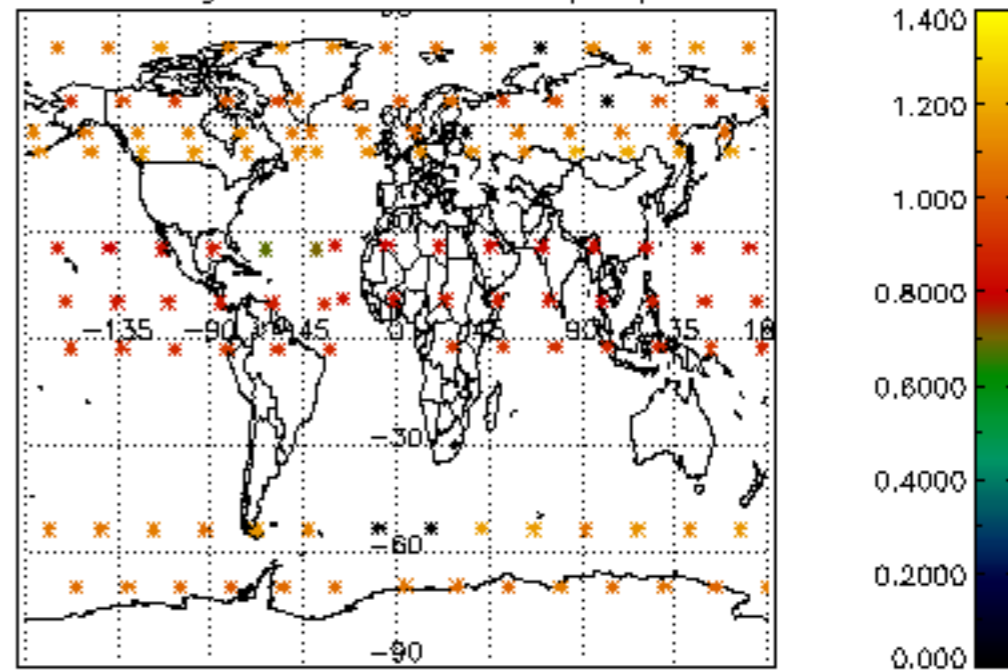




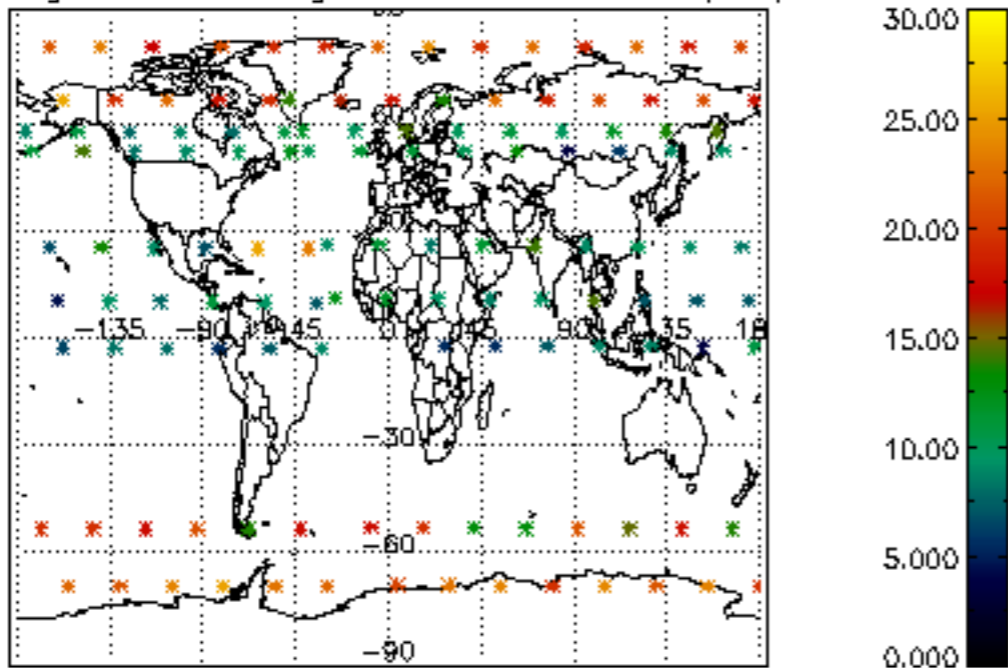
Percentage of cosmic ray hits per profile



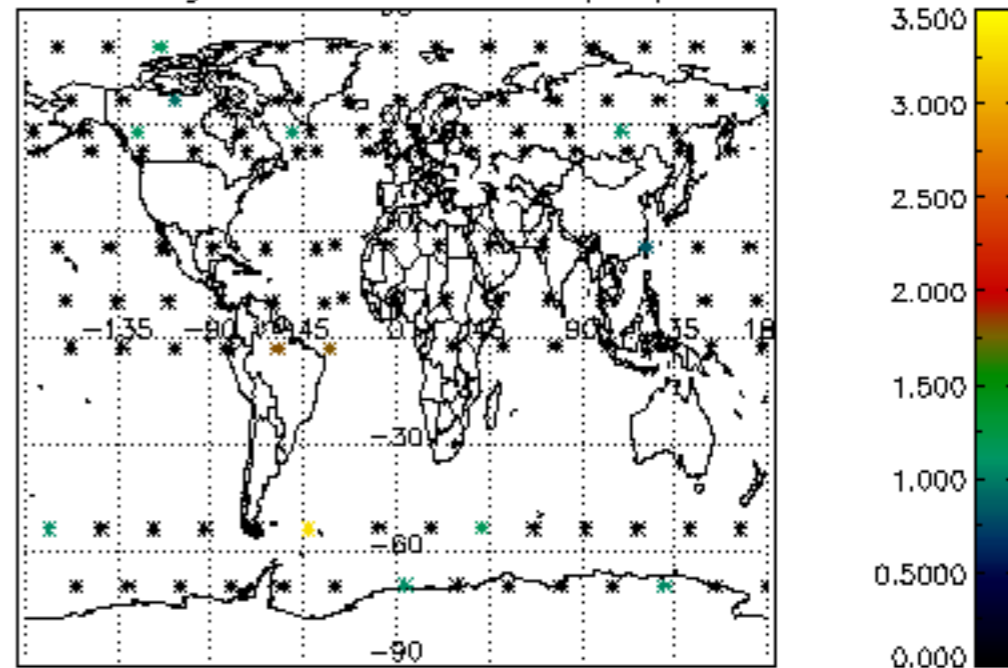
Percentage of datation errors per profile



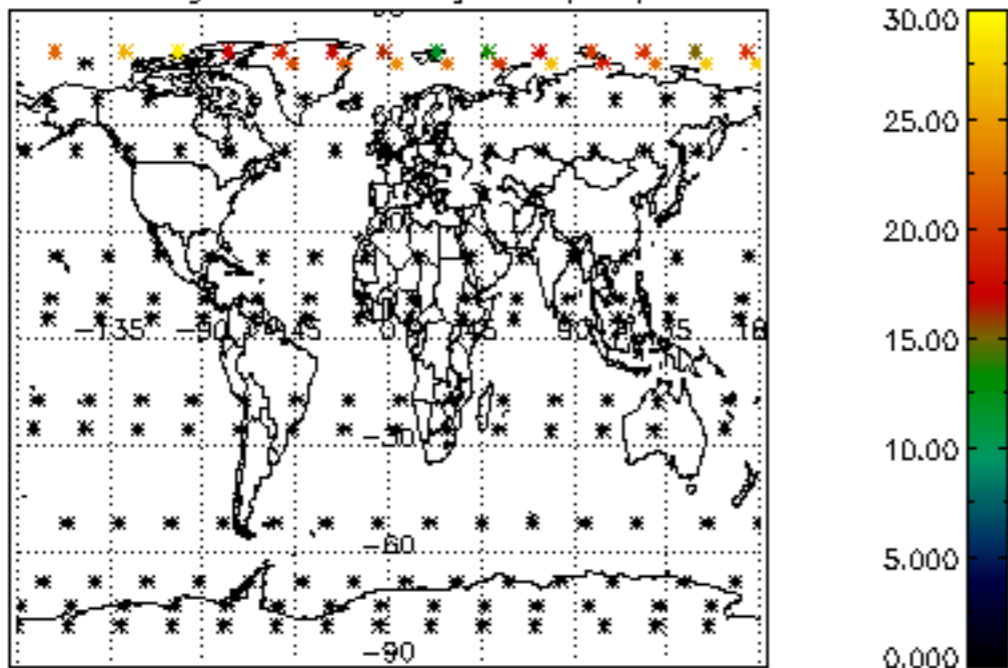
Percentage of star falling outside central band per profile



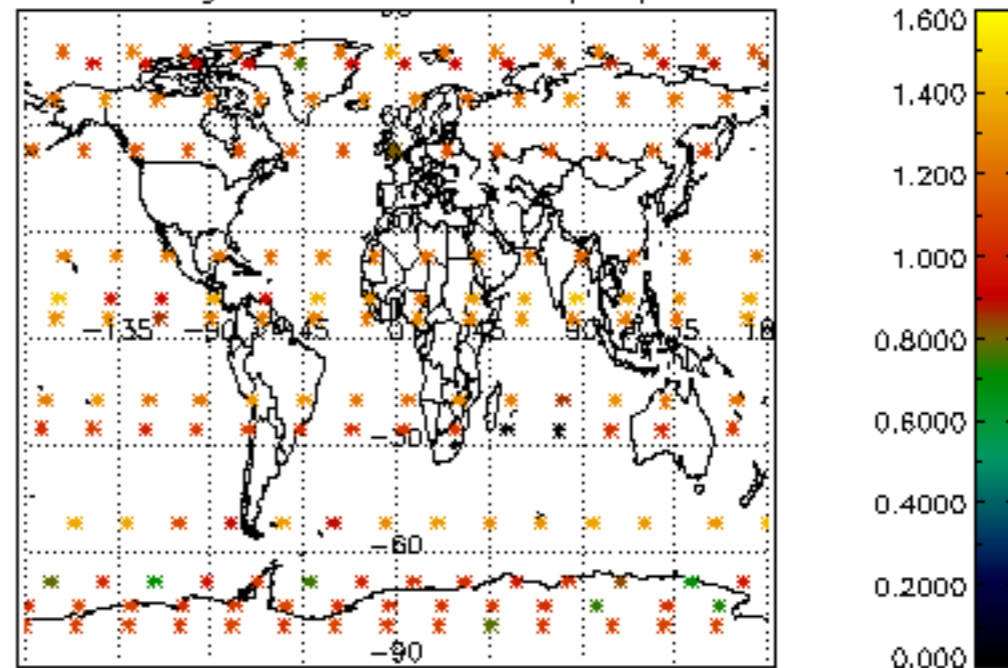
Percentage of saturation errors per profile



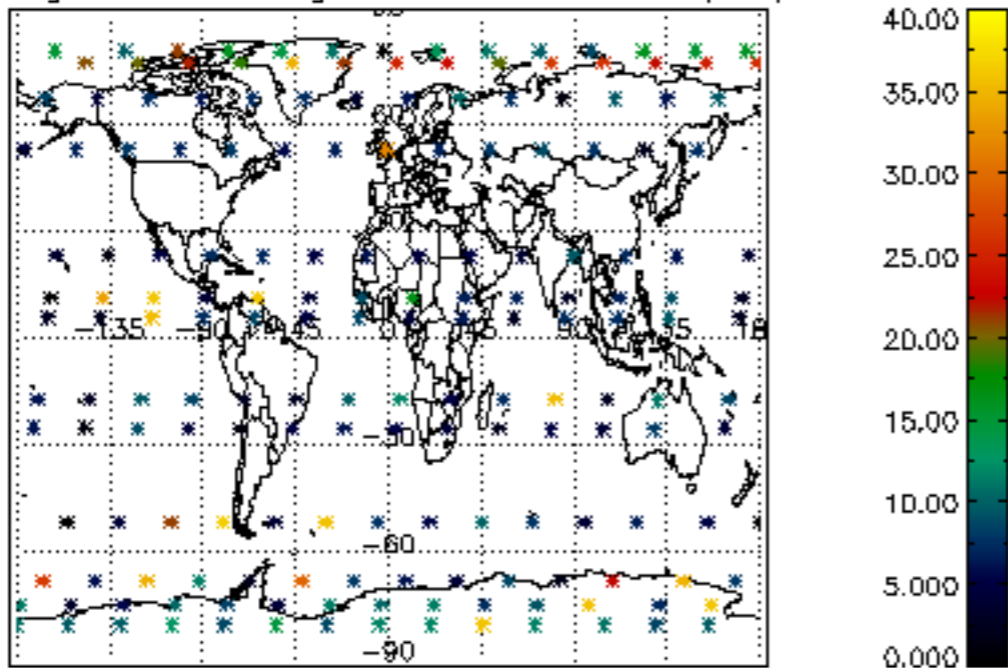
Percentage of cosmic ray hits per profile



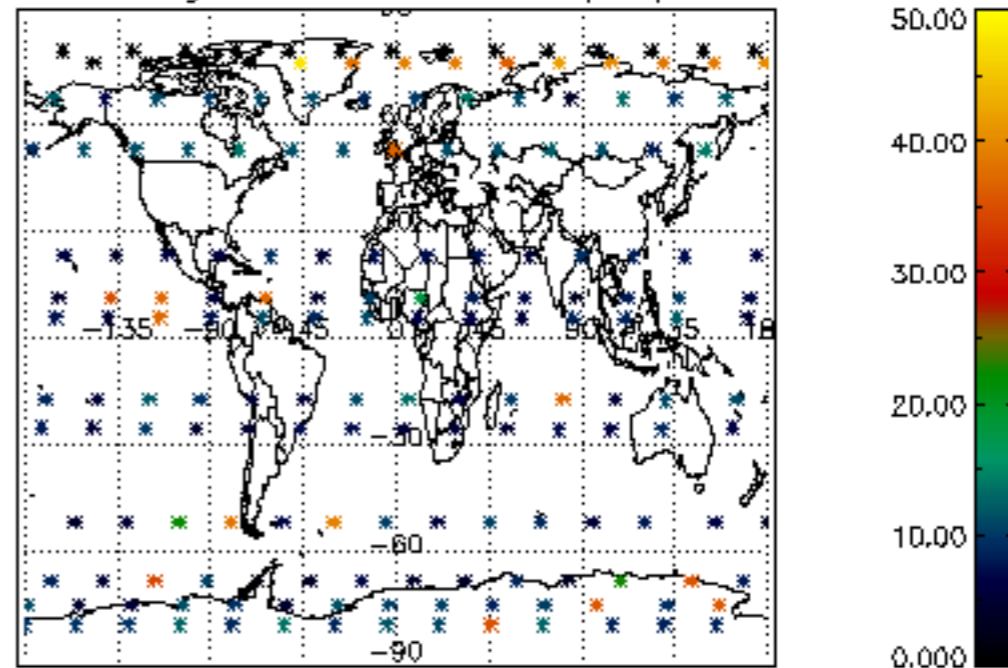
Percentage of datation errors per profile

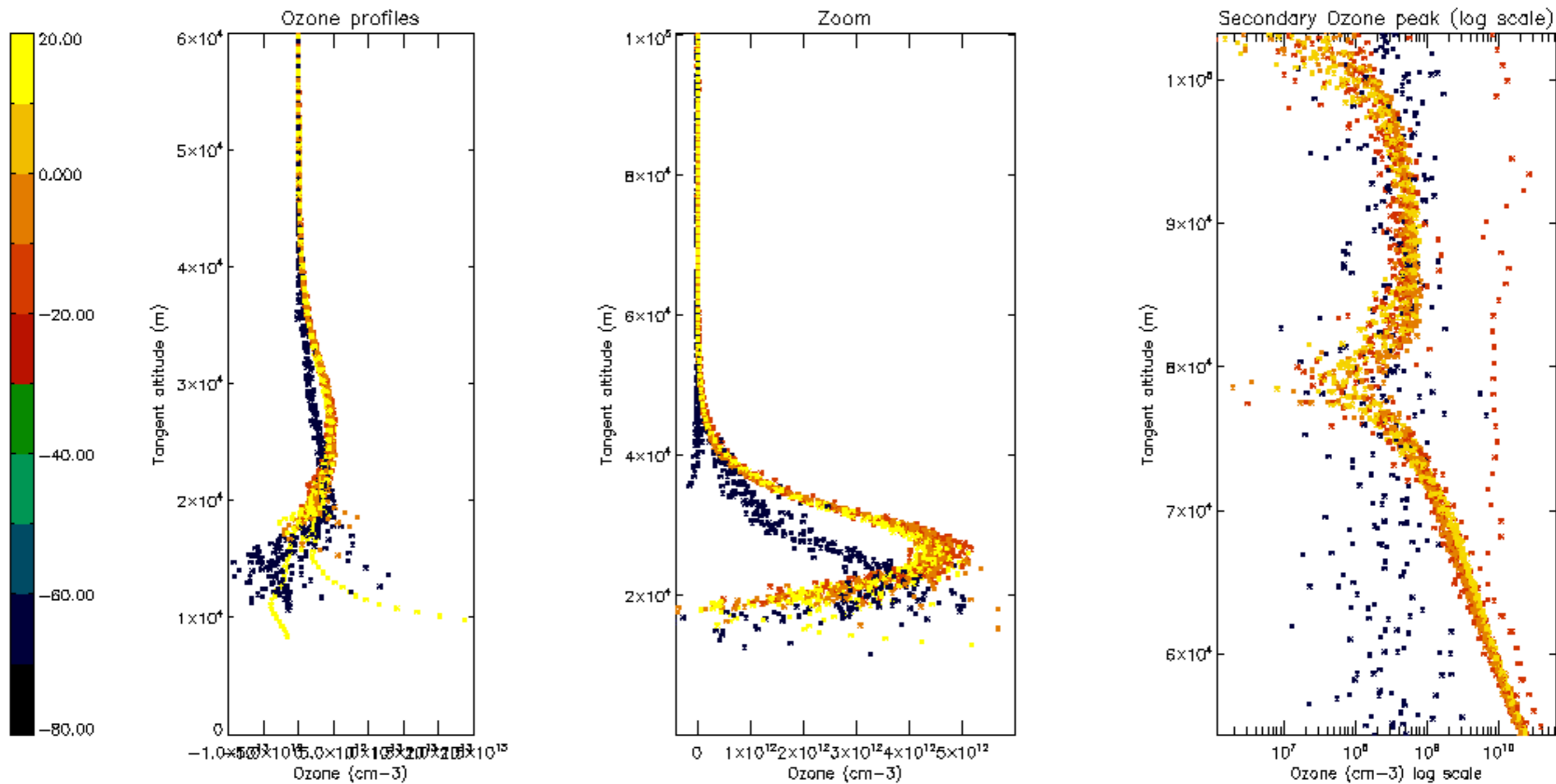


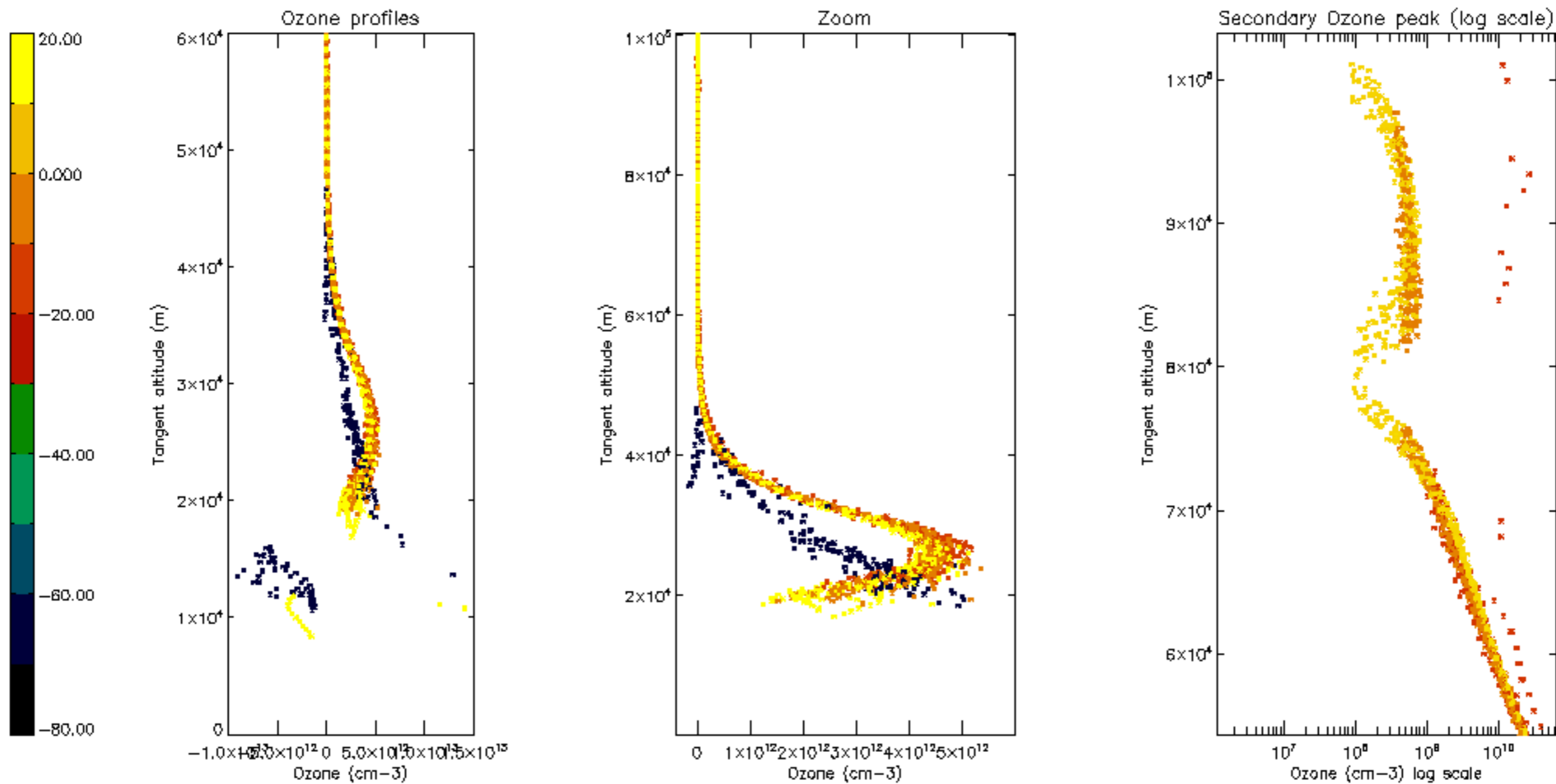
Percentage of star falling outside central band per profile

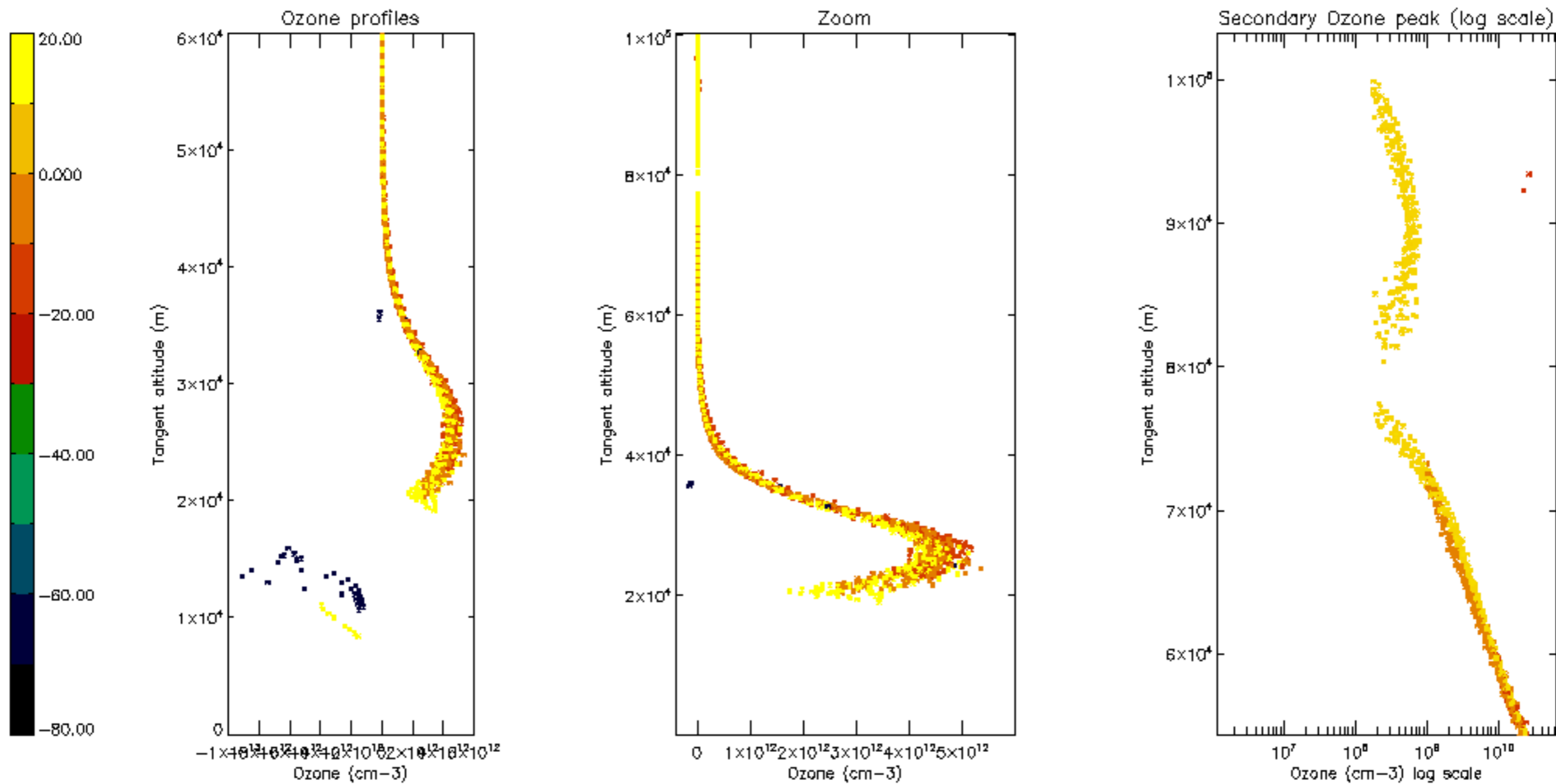


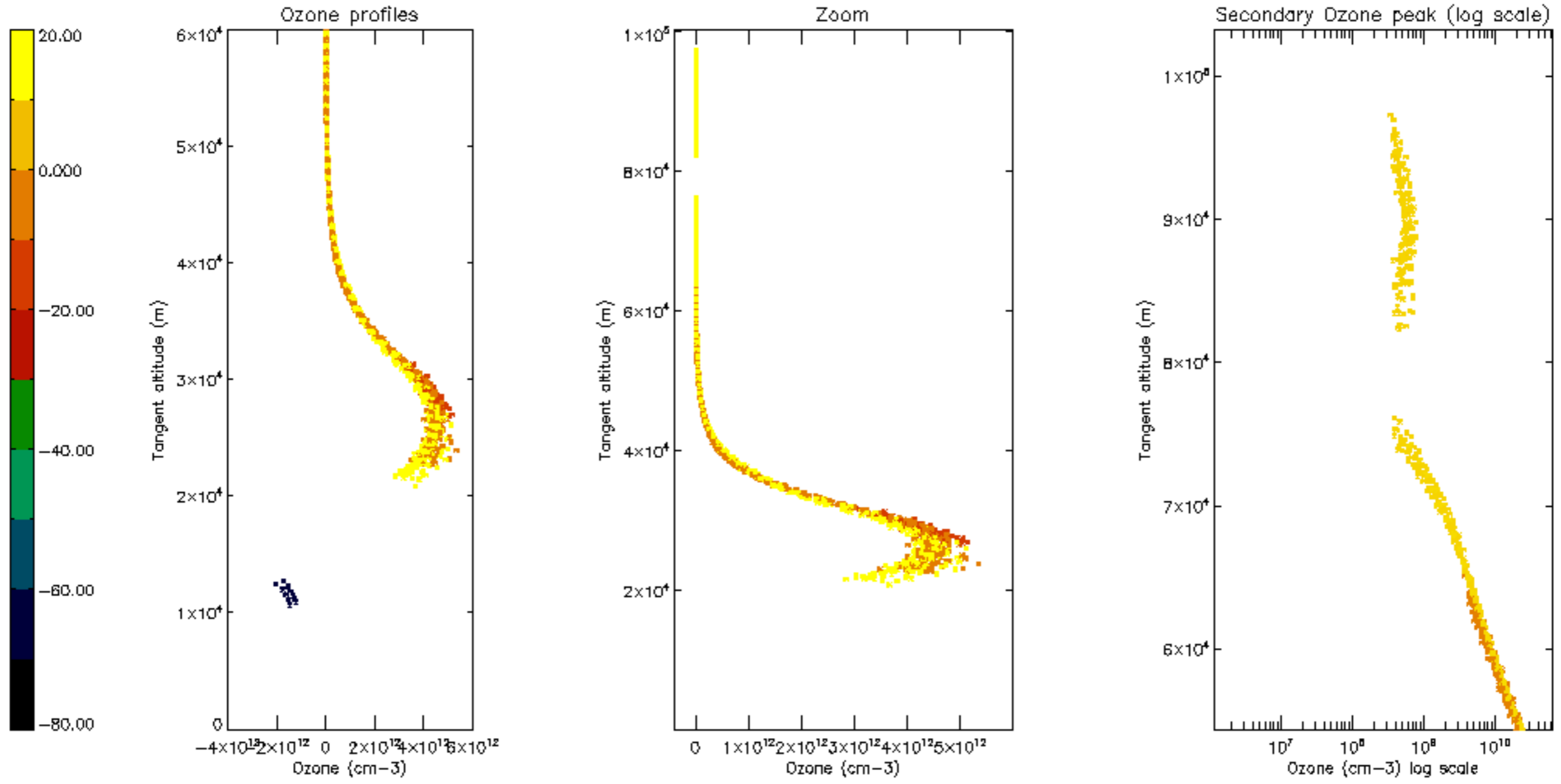
Percentage of saturation errors per profile

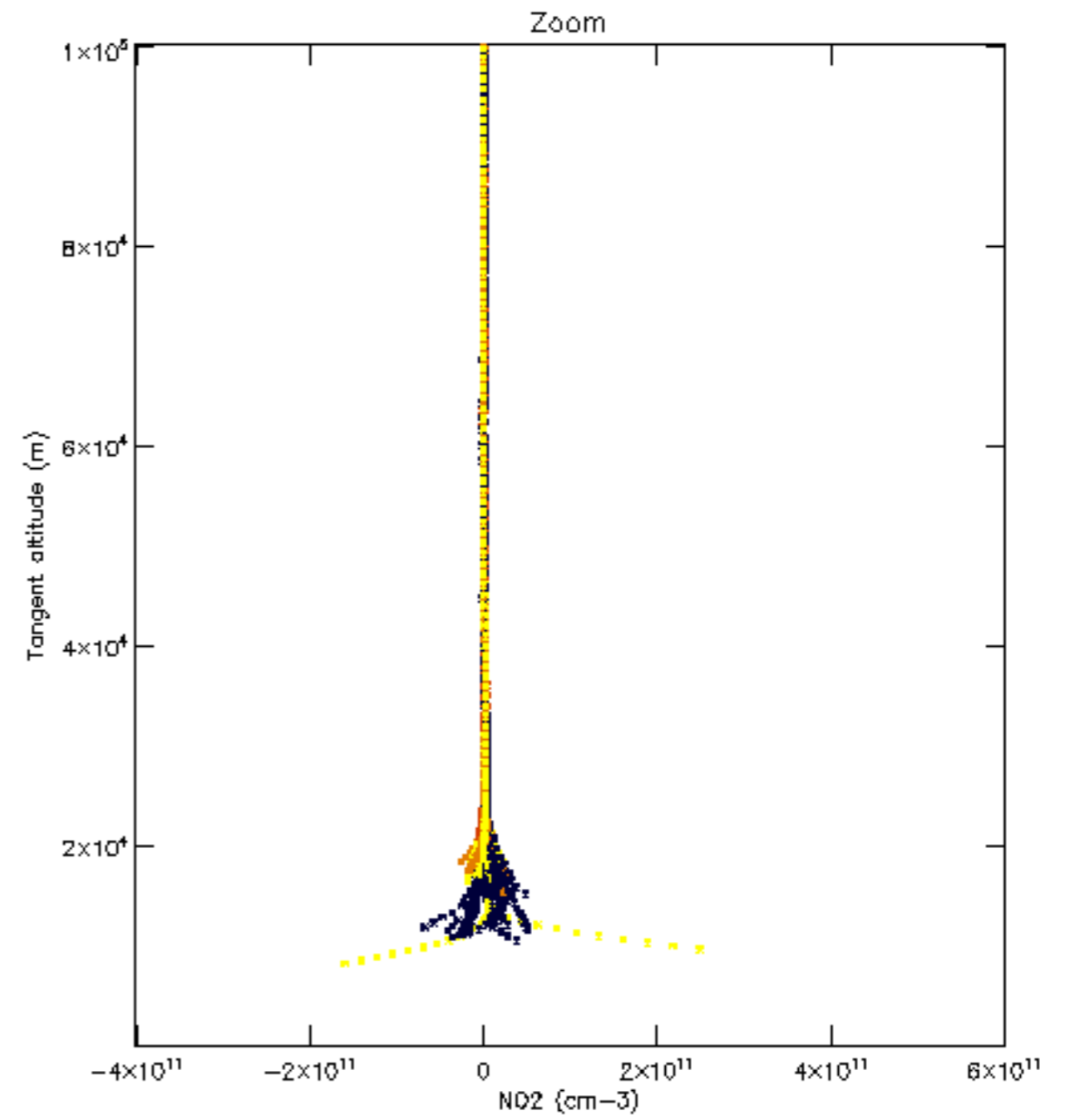
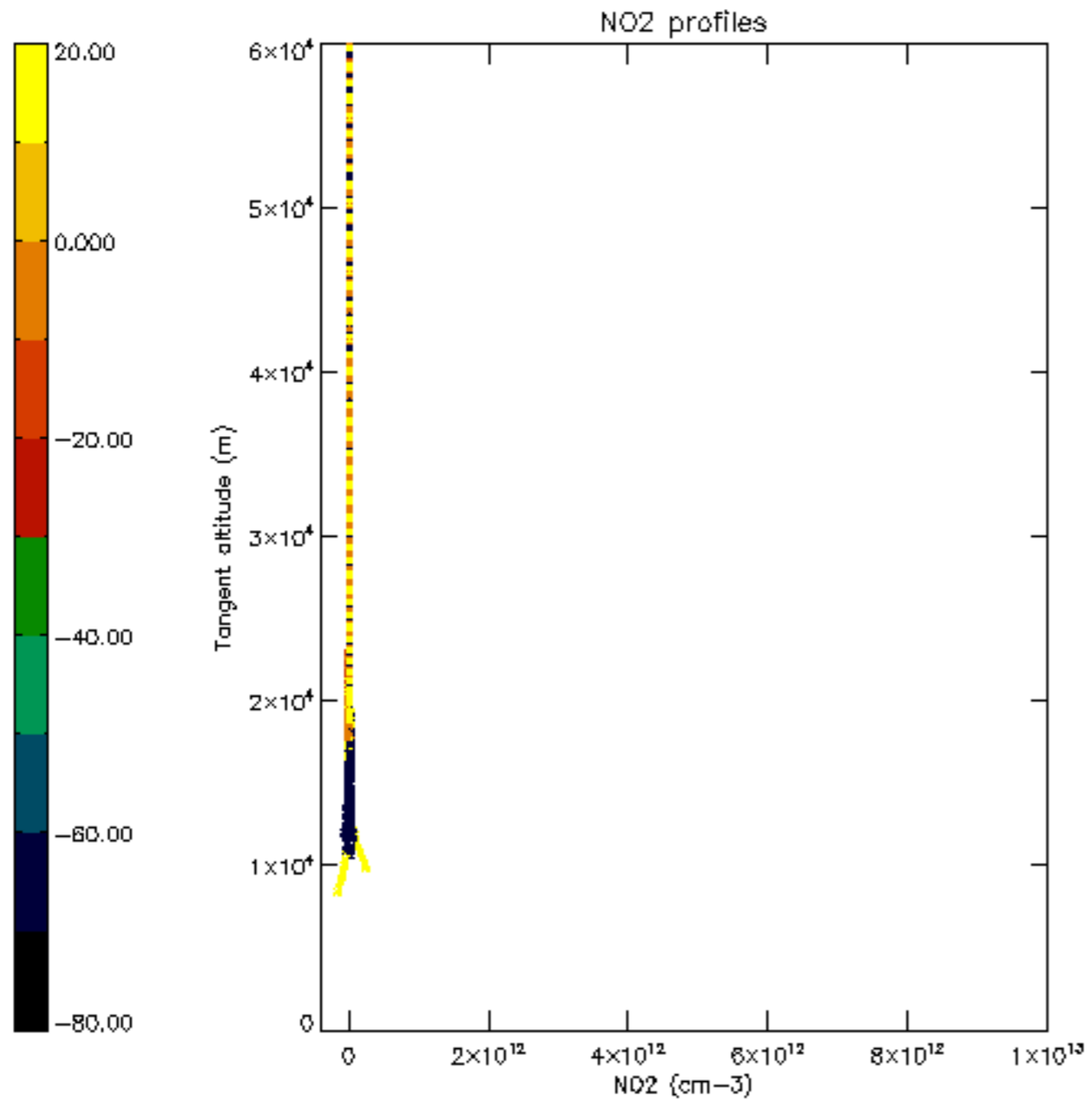


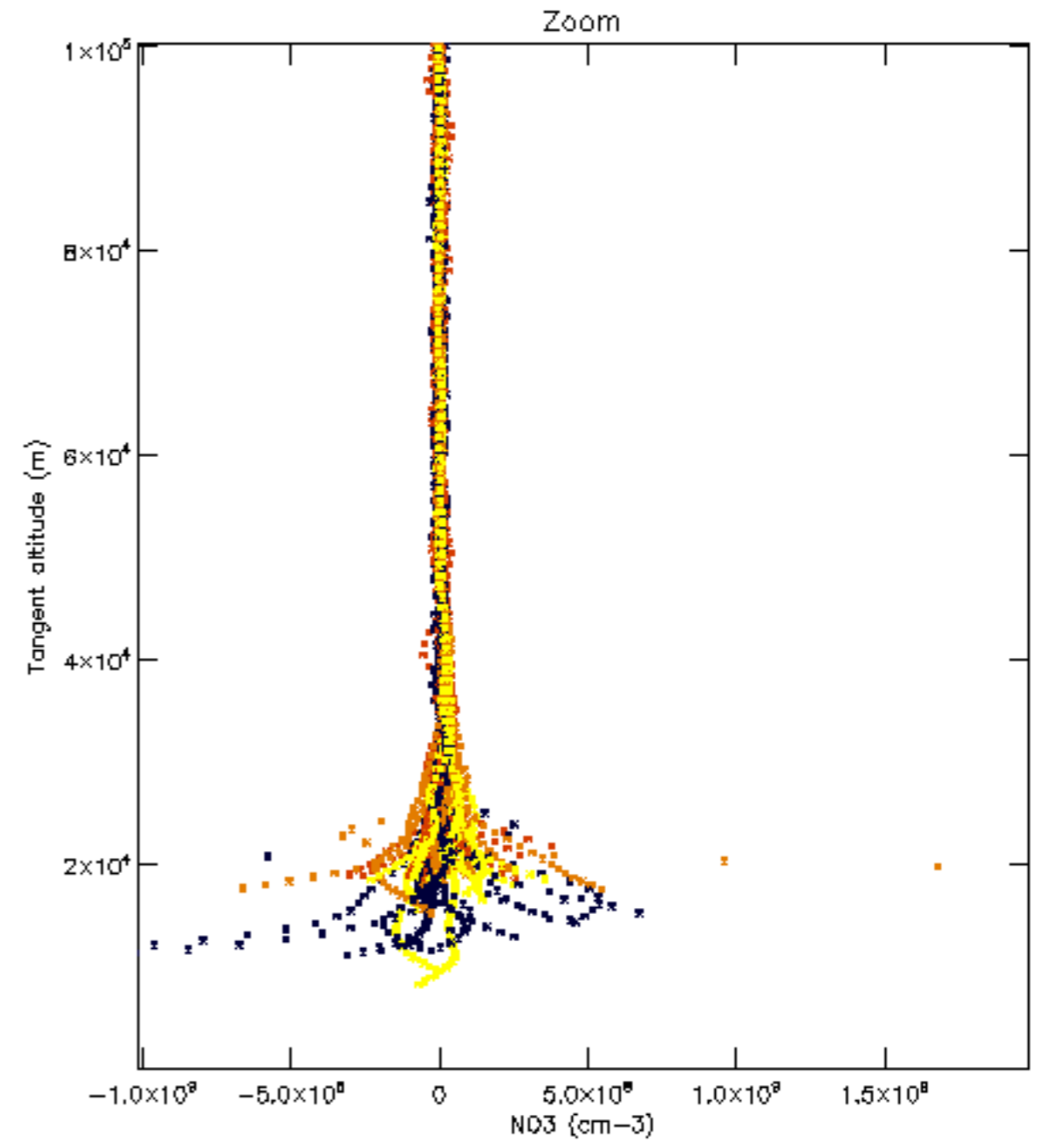
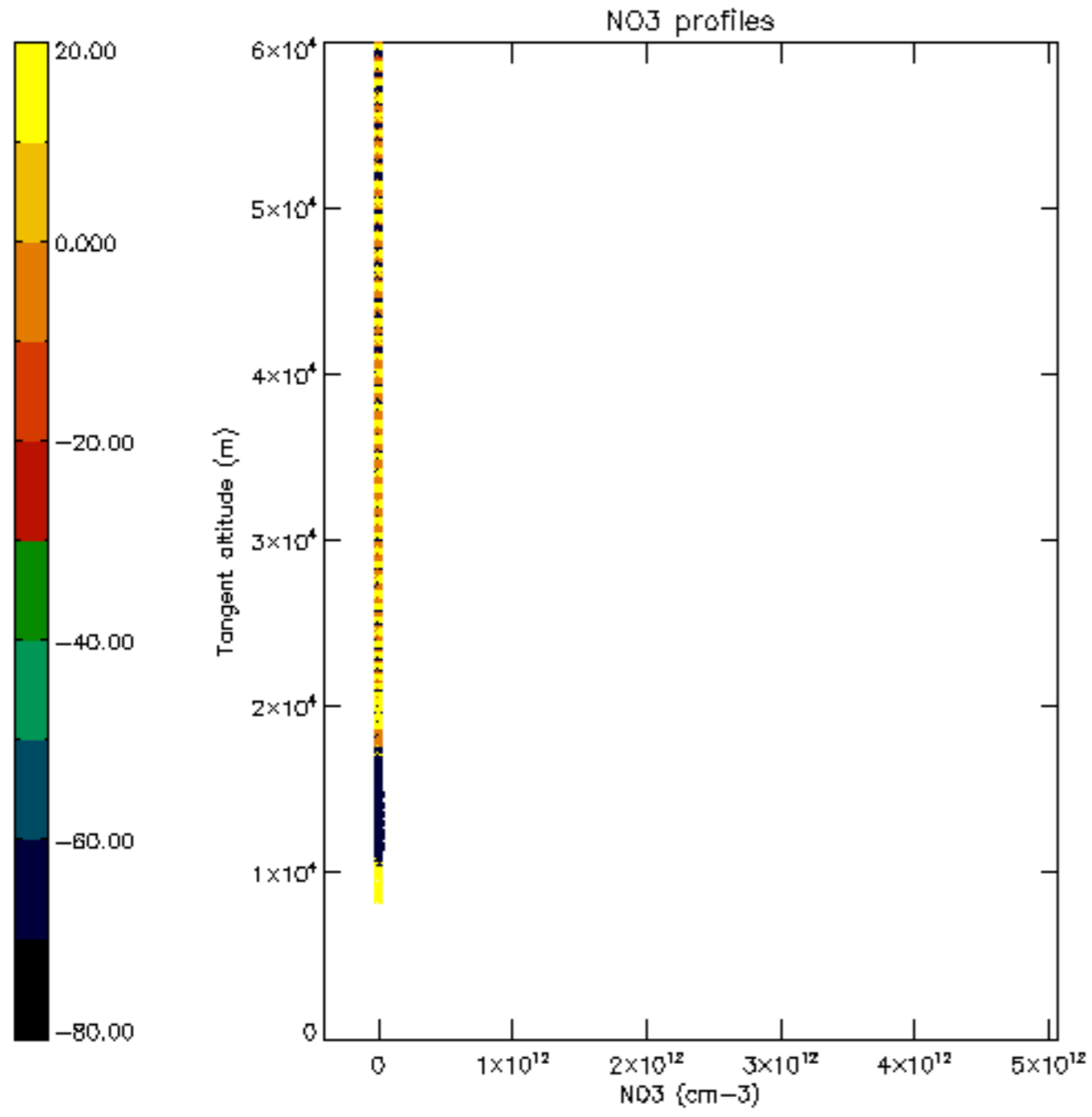


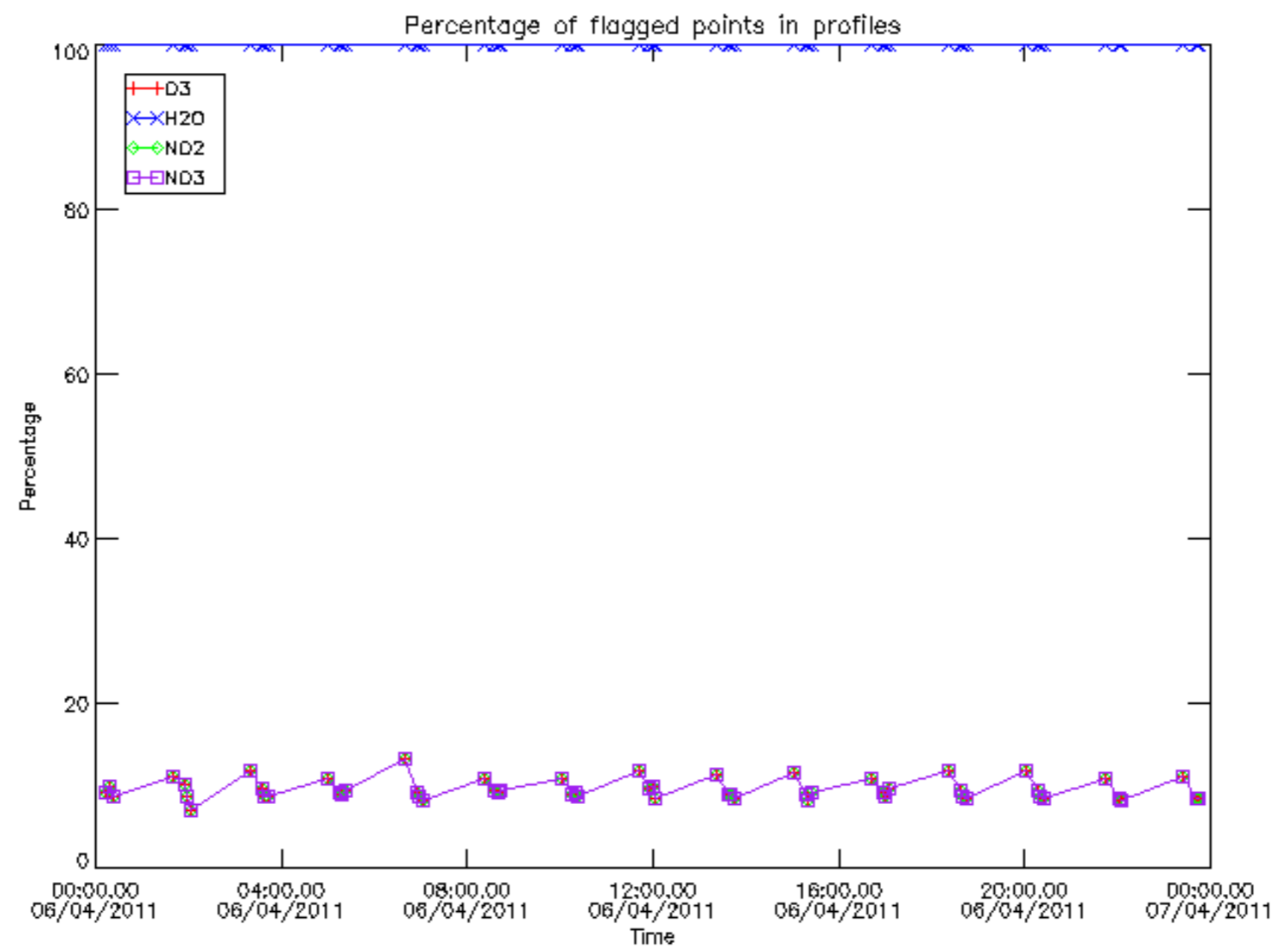




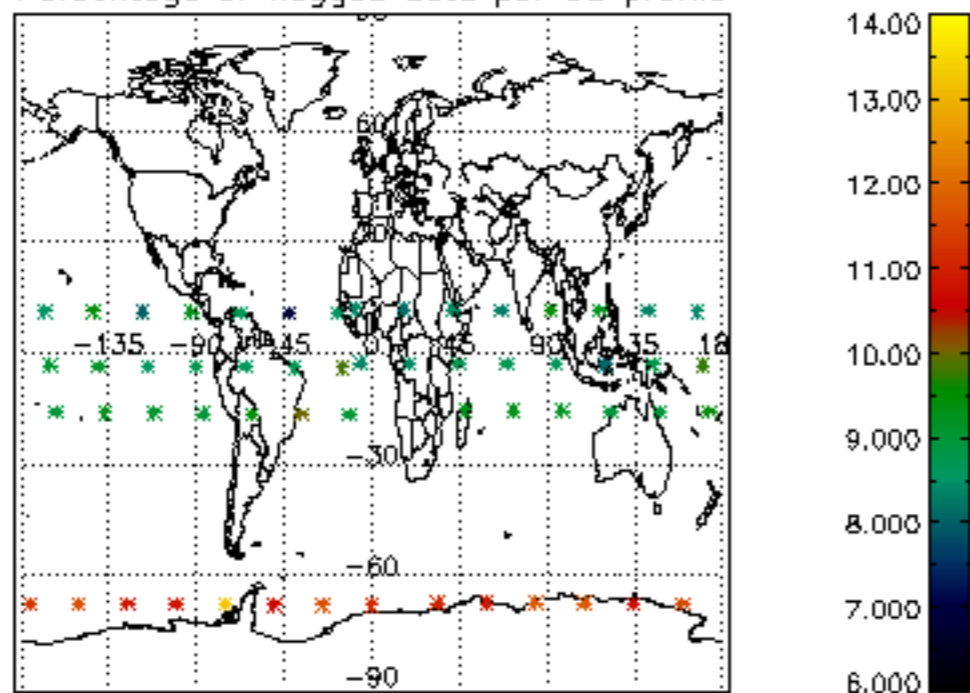




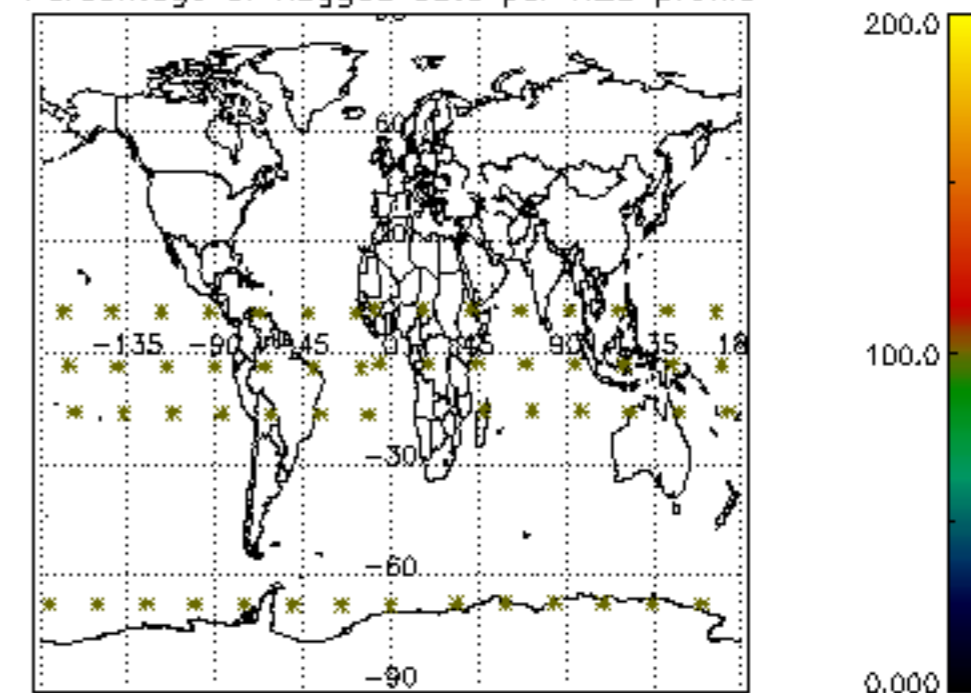




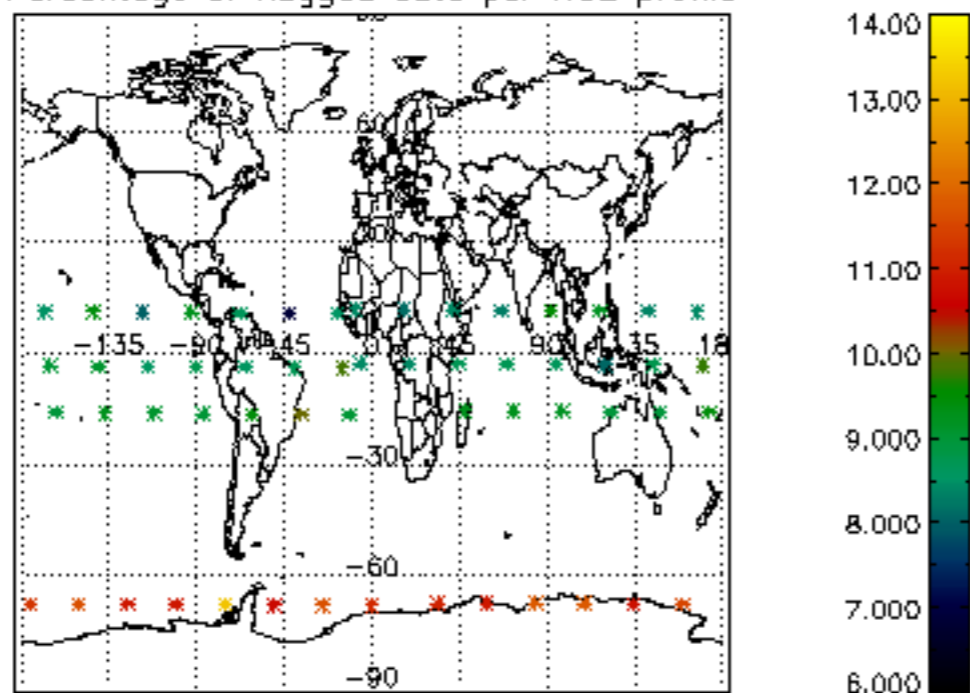
Percentage of flagged data per D3 profile



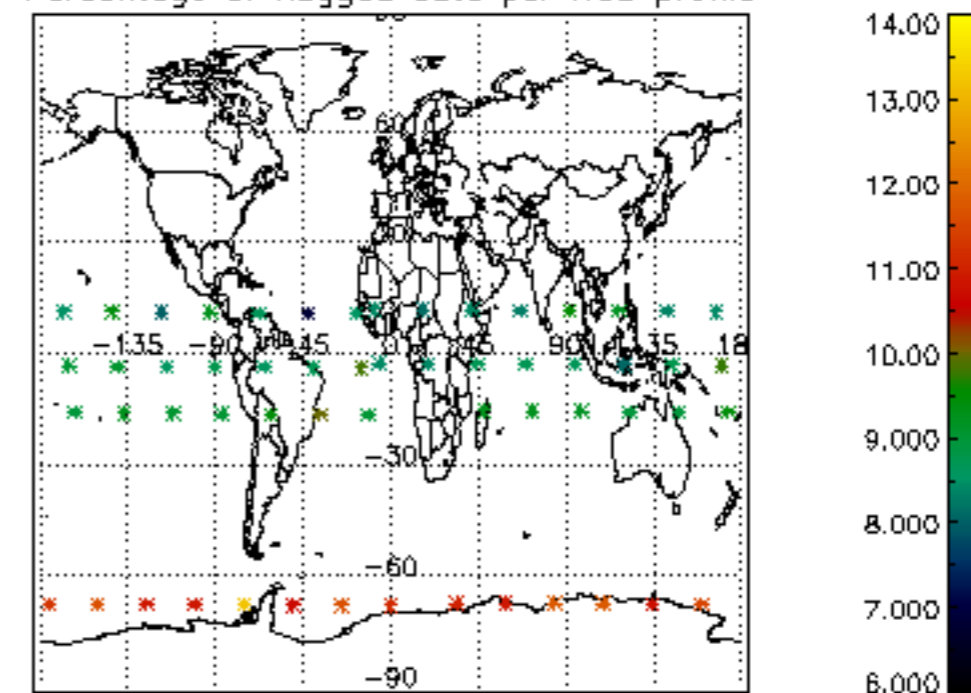
Percentage of flagged data per H2O profile

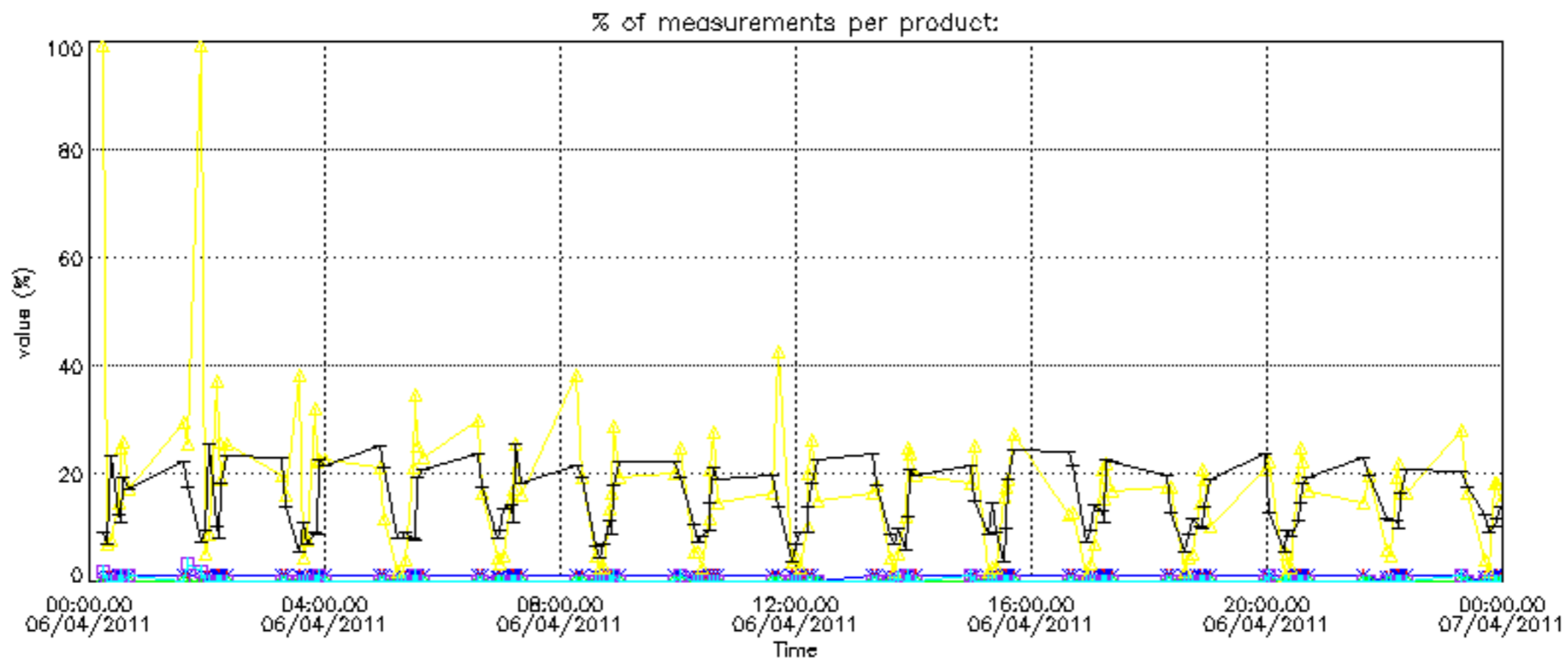


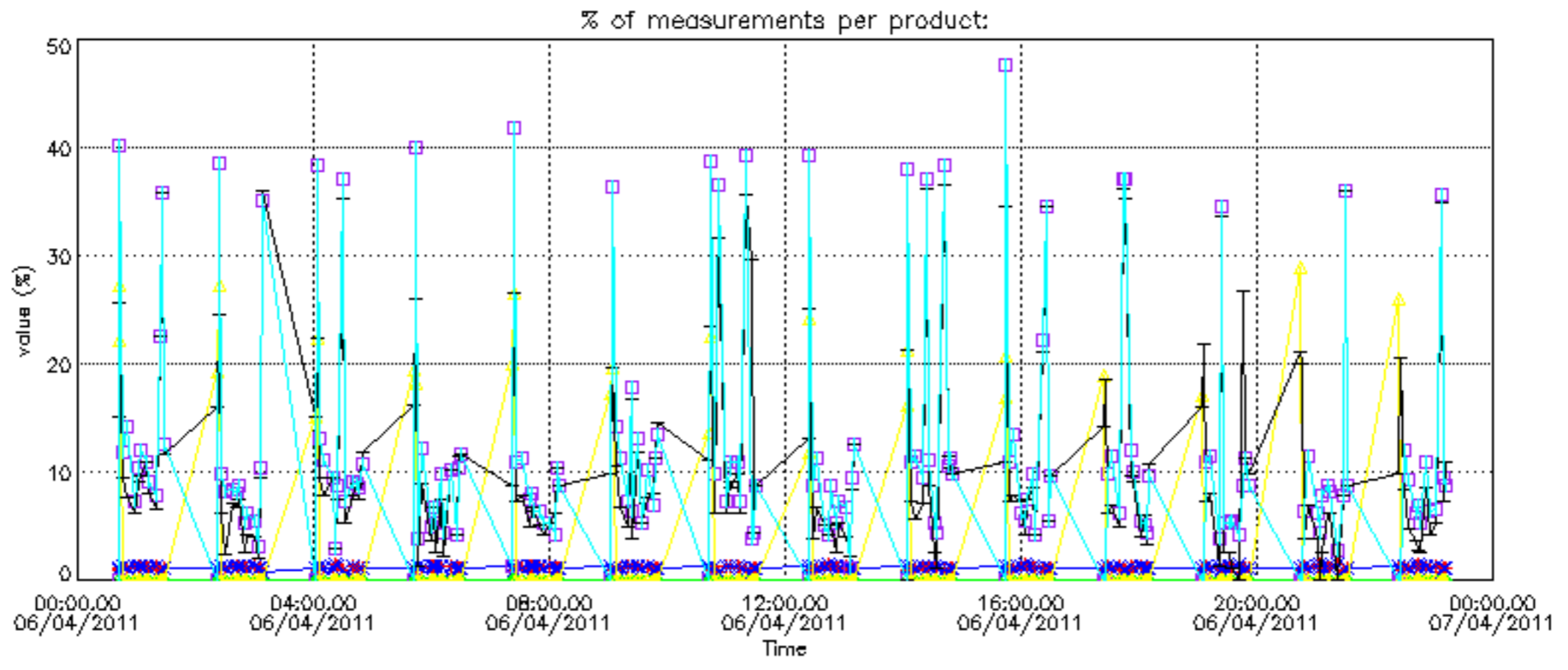
Percentage of flagged data per NO2 profile



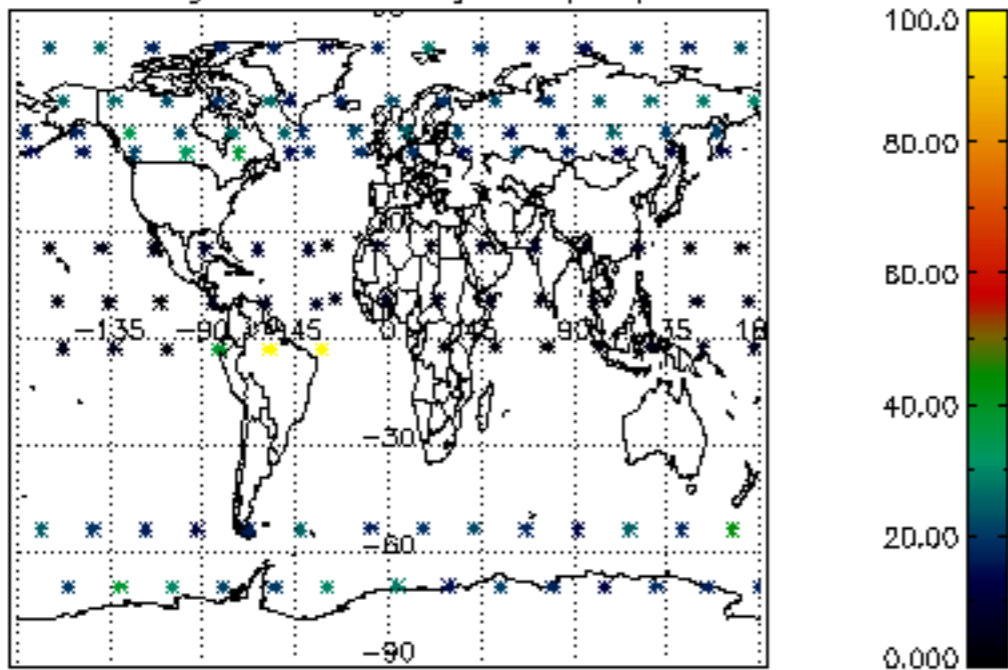
Percentage of flagged data per NO3 profile



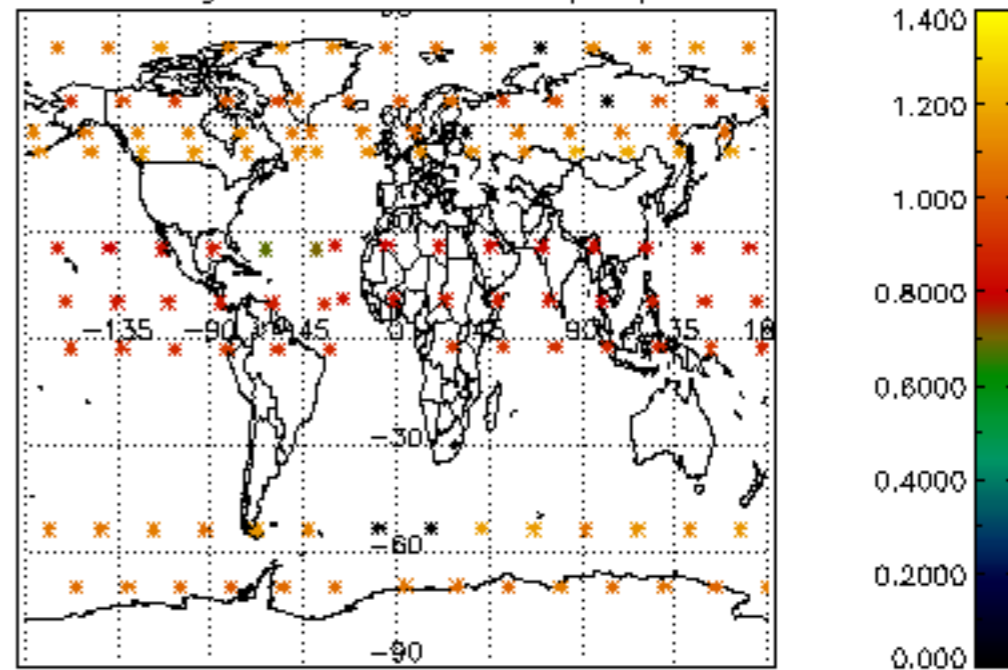




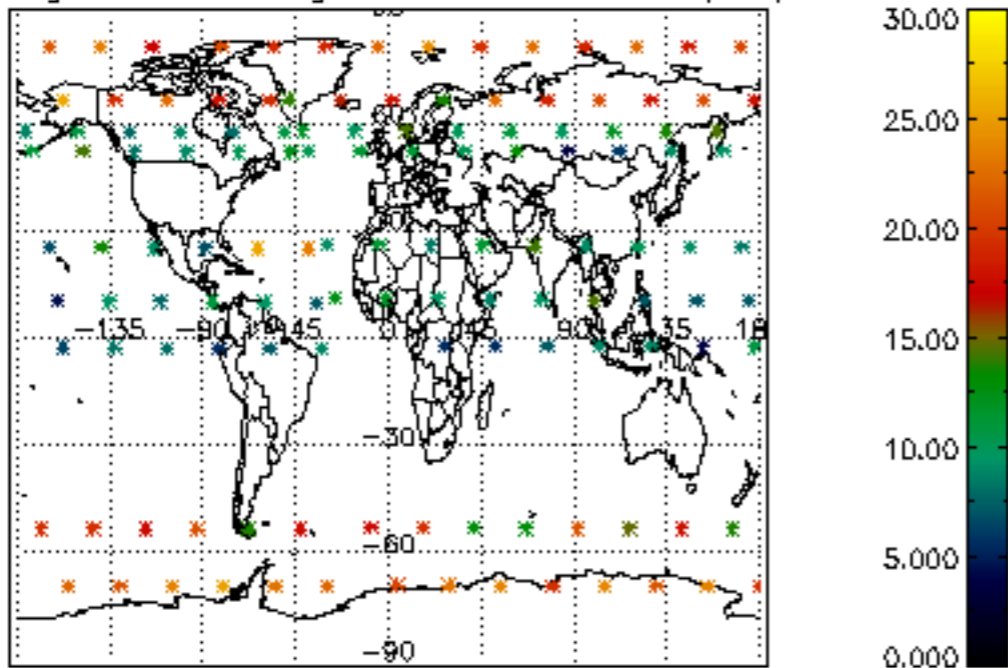
Percentage of cosmic ray hits per profile



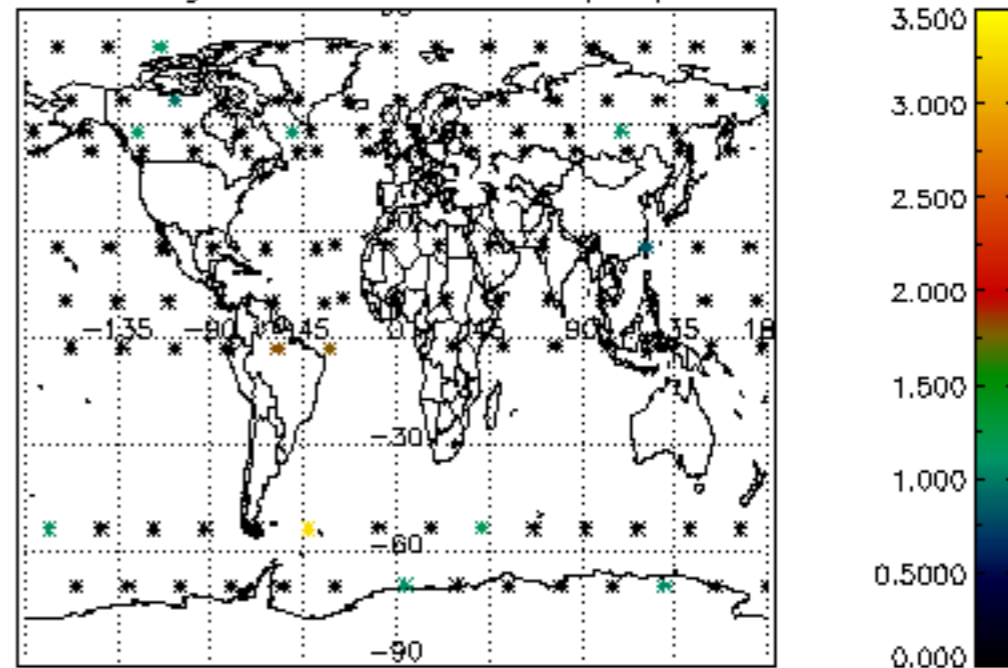
Percentage of datation errors per profile



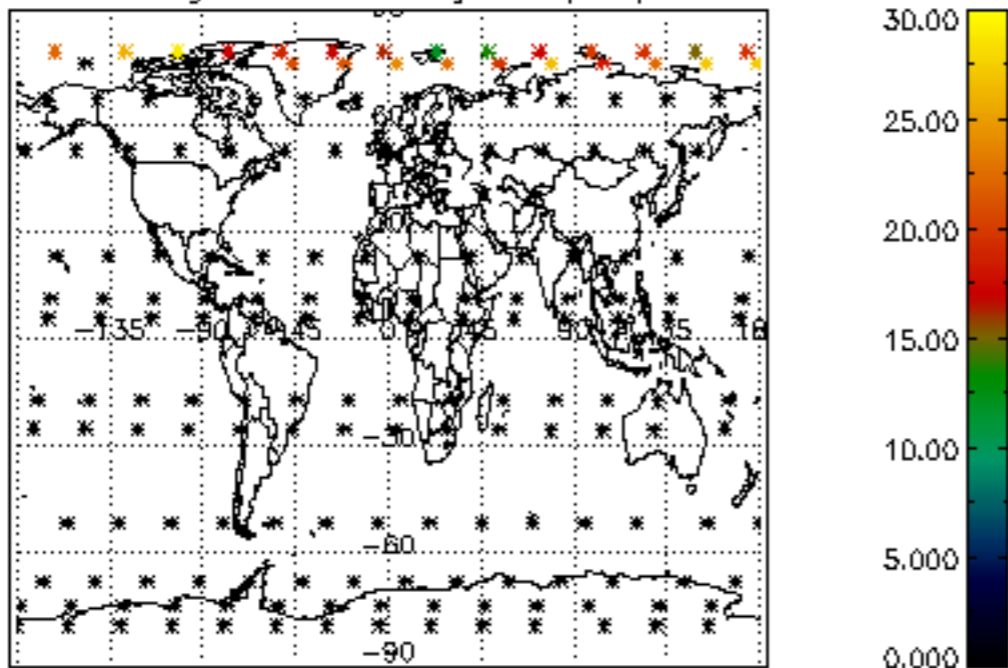
Percentage of star falling outside central band per profile



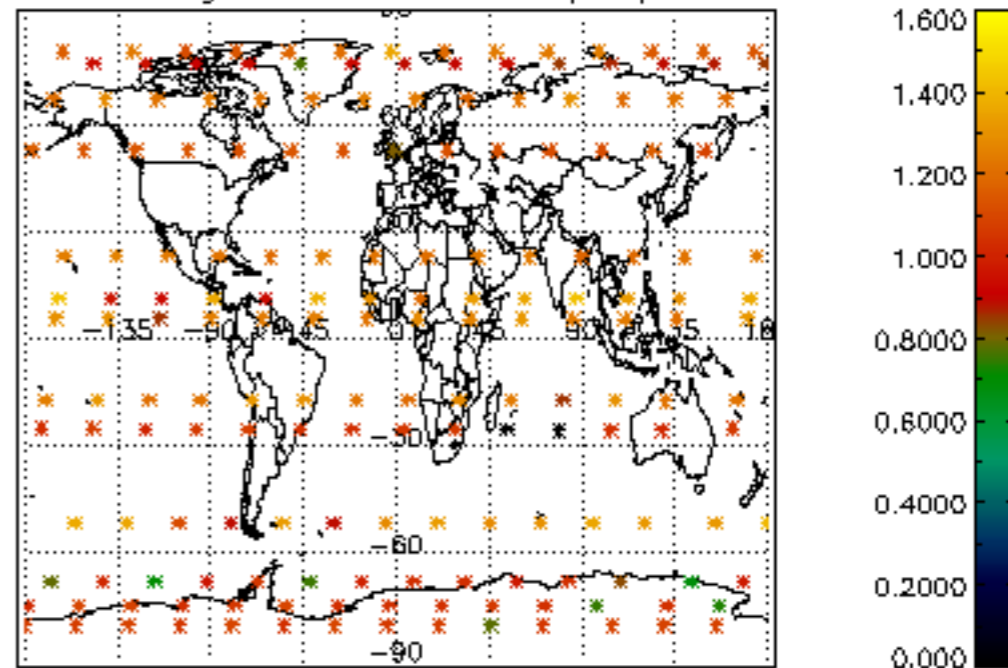
Percentage of saturation errors per profile



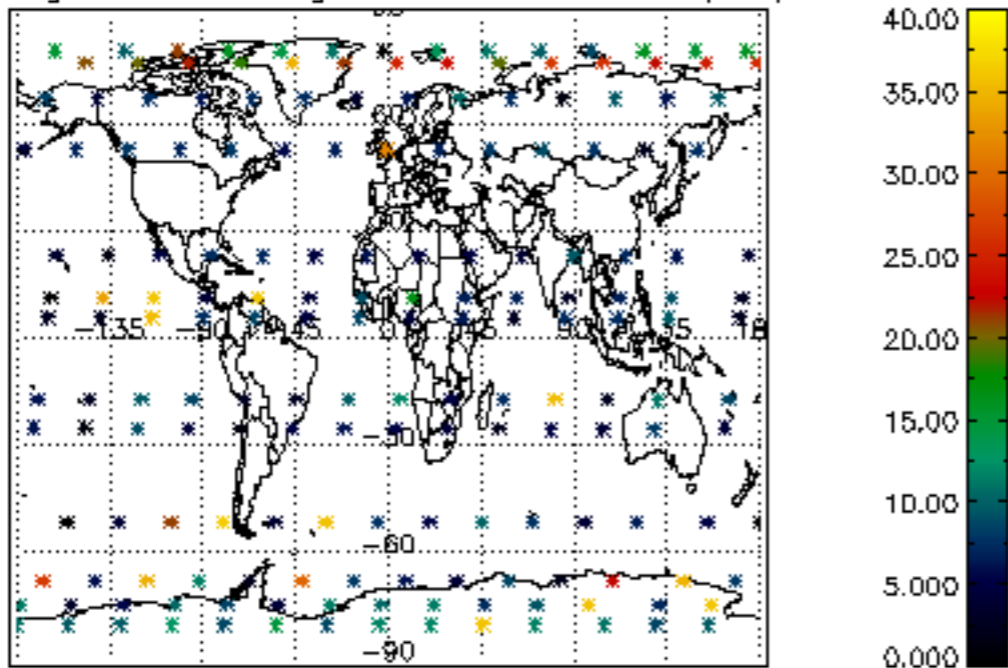
Percentage of cosmic ray hits per profile



Percentage of datation errors per profile



Percentage of star falling outside central band per profile



Percentage of saturation errors per profile

