

GOMOS Level 2 Daily Report

SUMMARY

[1. General Info](#)

[2. Summary of processed GOM_NL_2P products](#)

[3. Level 2 Quality information per product](#)

[3.1 Plot of level 2 quality information per product \(time dependant\)](#)

[3.2 Plot of level 2 quality information per product \(world map\)](#)

[4. Level 1 Quality information per product \(stored on level 2 products\)](#)

[4.1 Plot of level 1 quality information per product \(time dependant\)](#)

[4.1.1 Plot of level 1 quality information per product \(time dependant\): ASCENDING](#)

[4.1.2 Plot of level 1 quality information per product \(time dependant\): DESCENDING](#)

[4.2 Plot of level 1 quality information per product \(world map\)](#)

[4.2.1 Plot of level 1 quality information per product \(world map\): ASCENDING](#)

[4.2.2 Plot of level 1 quality information per product \(world map\): DESCENDING](#)

[5. Ozone profiles based on quality statistics and other trace gas profiles](#)

[5.1 Ozone statistics based on quality of products](#)

[5.2 Plot ozone profiles for all STD \(dark without errors\)](#)

[5.3 Plot ozone profiles where STD < 20% \(dark without errors\)](#)

[5.4. Plot ozone profiles where STD < 10% \(dark without errors\)](#)

[5.5. Plot ozone profiles where STD < 5% \(dark without errors\)](#)

[5.6 Plot NO2 profiles for all STD \(dark without errors\)](#)

[5.7 Plot NO3 profiles for all STD \(dark without errors\)](#)

[5.8 Plot H2O profiles \(only for occultations of stars 1,2,3,4,13,14,16,26,63 dark without errors\) for all STD](#)

[6. Auxiliary Data Files used for the production reported in section 2](#)

This report presents the daily analysis on parameters extracted from GOMOS level 2 data (GOM_NL__2P). It is intended to monitor some important parameters that will impact the quality of these products. A list of level 2 products (and content) that have arrived during the reporting day to the PCF is also given.

Item	Value
Time of report generation	24APR2013 12:01:36
Data source version	GOMOS/6.01
Start time of products	05-04-2011 (05APR2011 00:00:00)
Stop time of products	06-04-2011 (06APR2011 00:00:00)
Store outputs in DB	Yes
Nb of level 2 prods	131
Nb of prods with errors	0

2. Summary of processed GOM_NL__2P products.

Nr	Filename	UTC Start time	Limb	Duration	Star Id	Star Name	Star Mag	Star Temp	Nb Meas	Orbit	Prod. error
1	GOM_NL__2PRFIN20110405_141610_000000573101_00140_47568_9251.N1	05-APR-2011 14:16:10	Dark	57.000	38	20Eps Sgr	1.8360	11000.	114	47568	No
2	GOM_NL__2PRFIN20110405_142023_000000603101_00140_47568_9252.N1	05-APR-2011 14:20:23	Dark	59.500	25	35Lam Sco	1.6200	28000.	119	47568	No
3	GOM_NL__2PRFIN20110405_142806_000000433101_00140_47568_9253.N1	05-APR-2011 14:28:06	Straylight	43.000	78	Alp Lup	2.3040	28000.	86	47568	No
4	GOM_NL__2PRFIN20110405_142942_000000443101_00140_47568_9254.N1	05-APR-2011 14:29:42	Straylight	44.000	81	Eta Cen	2.3560	28000.	88	47568	No
5	GOM_NL__2PRFIN20110405_143218_000000513101_00140_47568_9255.N1	05-APR-2011 14:32:18	Straylight	50.500	54	5The Cen	2.0550	4500.0	101	47568	No
6	GOM_NL__2PRFIN20110405_143756_000000463101_00140_47568_9256.N1	05-APR-2011 14:37:56	Twilight_stray	46.000	106	9Bet Crv	2.6480	5600.0	92	47568	No
7	GOM_NL__2PRFIN20110405_144001_000000433101_00140_47568_9257.N1	05-APR-2011 14:40:01	Twilight_stray	42.500	163	7Del Crv	2.9450	11000.	85	47568	No
8	GOM_NL__2PRFIN20110405_144128_000000663101_00140_47568_9258.N1	05-APR-2011 14:41:28	Bright	66.000	15	67Alp Vir	0.97600	28000.	132	47568	No
9	GOM_NL__2PRFIN20110405_144437_000000403101_00140_47568_9259.N1	05-APR-2011 14:44:37	Bright	40.000	121	29Gam Vir	2.7400	7200.0	80	47568	No
10	GOM_NL__2PRFIN20110405_144915_000000383101_00140_47568_9260.N1	05-APR-2011 14:49:15	Bright	37.500	62	94Bet Leo	2.1360	9700.0	75	47568	No
11	GOM_NL__2PRFIN20110405_145717_000000423101_00140_47568_9261.N1	05-APR-2011 14:57:17	Bright	41.500	152	12Alp2CVn	2.8900	11000.	83	47568	No
12	GOM_NL__2PRFIN20110405_150030_000000363101_00140_47568_9262.N1	05-APR-2011 15:00:30	Bright	35.500	87	64Gam UMa	2.4330	11000.	71	47568	No
13	GOM_NL__2PRFIN20110405_150206_000000383101_00140_47568_9263.N1	05-APR-2011 15:02:06	Bright	37.500	32	77Eps UMa	1.7630	11000.	75	47568	No
14	GOM_NL__2PRFIN20110405_150829_000000413101_00140_47568_9264.N1	05-APR-2011 15:08:29	Bright	40.500	60	7Bet UMi	2.0810	3950.0	81	47568	No
15	GOM_NL__2PRFIN20110405_151051_000000483101_00140_47568_9265.N1	05-APR-2011 15:10:51	Bright	48.000	119	14Eta Dra	2.7270	4700.0	96	47568	No
16	GOM_NL__2PRFIN20110405_151809_000000373101_00140_47568_9266.N1	05-APR-2011 15:18:09	Bright	36.500	89	5Alp Cep	2.4510	8000.0	73	47568	No
17	GOM_NL__2PRFIN20110405_152257_000000623101_00140_47568_9267.N1	05-APR-2011 15:22:57	Bright	62.000	144	18Del Cyg	2.8600	11000.	124	47568	No
18	GOM_NL__2PRFIN20110405_152502_000000483101_00140_47568_9268.N1	05-APR-2011 15:25:02	Bright	48.000	66	37Gam Cyg	2.2080	5900.0	96	47568	No
19	GOM_NL__2PRFIN20110405_152712_000000463101_00140_47568_9269.N1	05-APR-2011 15:27:12	Bright	45.500	92	53Eps Cyg	2.5000	4500.0	91	47568	No
20	GOM_NL__2PRFIN20110405_153358_000000473101_00140_47568_9270.N1	05-APR-2011 15:33:58	Twilight_stray	47.000	61	8Eps Peg	2.1000	3900.0	94	47568	No
21	GOM_NL__2PRFIN20110405_153840_000000463101_00140_47568_9271.N1	05-APR-2011 15:38:40	Dark	46.000	154	22Bet Aqr	2.8990	5700.0	92	47568	No
22	GOM_NL__2PRFIN20110405_155259_000000273101_00140_47568_9272.N1	05-APR-2011 15:52:59	Dark	27.000	57	34Sig Sgr	2.0660	26000.	54	47568	No
23	GOM_NL__2PRFIN20110405_155625_000000623101_00141_47569_9269.N1	05-APR-2011 15:56:25	Dark	62.000	38	20Eps Sgr	1.8360	11000.	124	47569	No
24	GOM_NL__2PRFIN20110405_160038_000000603101_00141_47569_9270.N1	05-APR-2011 16:00:38	Dark	60.000	25	35Lam Sco	1.6200	28000.	120	47569	No
25	GOM_NL__2PRFIN20110405_160821_000000453101_00141_47569_9271.N1	05-APR-2011 16:08:21	Straylight	44.500	78	Alp Lup	2.3040	28000.	89	47569	No
26	GOM_NL__2PRFIN20110405_160957_000000483101_00141_47569_9272.N1	05-APR-2011 16:09:57	Straylight	47.500	81	Eta Cen	2.3560	28000.	95	47569	No
27	GOM_NL__2PRFIN20110405_161232_000000533101_00141_47569_9273.N1	05-APR-2011 16:12:32	Straylight	53.000	54	5The Cen	2.0550	4500.0	106	47569	No
28	GOM_NL__2PRFIN20110405_161810_000000463101_00141_47569_9274.N1	05-APR-2011 16:18:10	Twilight_stray	46.000	106	9Bet Crv	2.6480	5600.0	92	47569	No
29	GOM_NL__2PRFIN20110405_162015_000000383101_00141_47569_9275.N1	05-APR-2011 16:20:15	Twilight_stray	38.000	163	7Del Crv	2.9450	11000.	76	47569	No
30	GOM_NL__2PRFIN20110405_162142_000000663101_00141_47569_9276.N1	05-APR-2011 16:21:42	Bright	66.000	15	67Alp Vir	0.97600	28000.	132	47569	No
31	GOM_NL__2PRFIN20110405_162451_000000413101_00141_47569_9277.N1	05-APR-2011 16:24:51	Bright	40.500	121	29Gam Vir	2.7400	7200.0	81	47569	No
32	GOM_NL__2PRFIN20110405_162929_000000383101_00141_47569_9278.N1	05-APR-2011 16:29:29	Bright	37.500	62	94Bet Leo	2.1360	9700.0	75	47569	No
33	GOM_NL__2PRFIN20110405_163730_000000413101_00141_47569_9279.N1	05-APR-2011 16:37:30	Bright	41.000	152	12Alp2CVn	2.8900	11000.	82	47569	No
34	GOM_NL__2PRFIN20110405_164044_000000383101_00141_47569_9280.N1	05-APR-2011 16:40:44	Bright	38.000	87	64Gam UMa	2.4330	11000.	76	47569	No
35	GOM_NL__2PRFIN20110405_164219_000000393101_00141_47569_9281.N1	05-APR-2011 16:42:19	Bright	39.000	32	77Eps UMa	1.7630	11000.	78	47569	No
36	GOM_NL__2PRFIN20110405_164842_000000413101_00141_47569_9282.N1	05-APR-2011 16:48:42	Bright	41.000	60	7Bet UMi	2.0810	3950.0	82	47569	No
37	GOM_NL__2PRFIN20110405_165104_000000503101_00141_47569_9283.N1	05-APR-2011 16:51:04	Bright	50.000	119	14Eta Dra	2.7270	4700.0	100	47569	No
38	GOM_NL__2PRFIN20110405_165823_000000393101_00141_47569_9284.N1	05-APR-2011 16:58:23	Bright	38.500	89	5Alp Cep	2.4510	8000.0	77	47569	No
39	GOM_NL__2PRFIN20110405_170310_000000483101_00141_47569_9285.N1	05-APR-2011 17:03:10	Bright	48.000	144	18Del Cyg	2.8600	11000.	96	47569	No
40	GOM_NL__2PRFIN20110405_170515_000000453101_00141_47569_9286.N1	05-APR-2011 17:05:15	Bright	45.000	66	37Gam Cyg	2.2080	5900.0	90	47569	No
41	GOM_NL__2PRFIN20110405_170726_000000463101_00141_47569_9287.N1	05-APR-2011 17:07:26	Bright	45.500	92	53Eps Cyg	2.5000	4500.0	91	47569	No
42	GOM_NL__2PRFIN20110405_171412_000000473101_00141_47569_9288.N1	05-APR-2011 17:14:12	Twilight_stray	47.000	61	8Eps Peg	2.1000	3900.0	94	47569	No

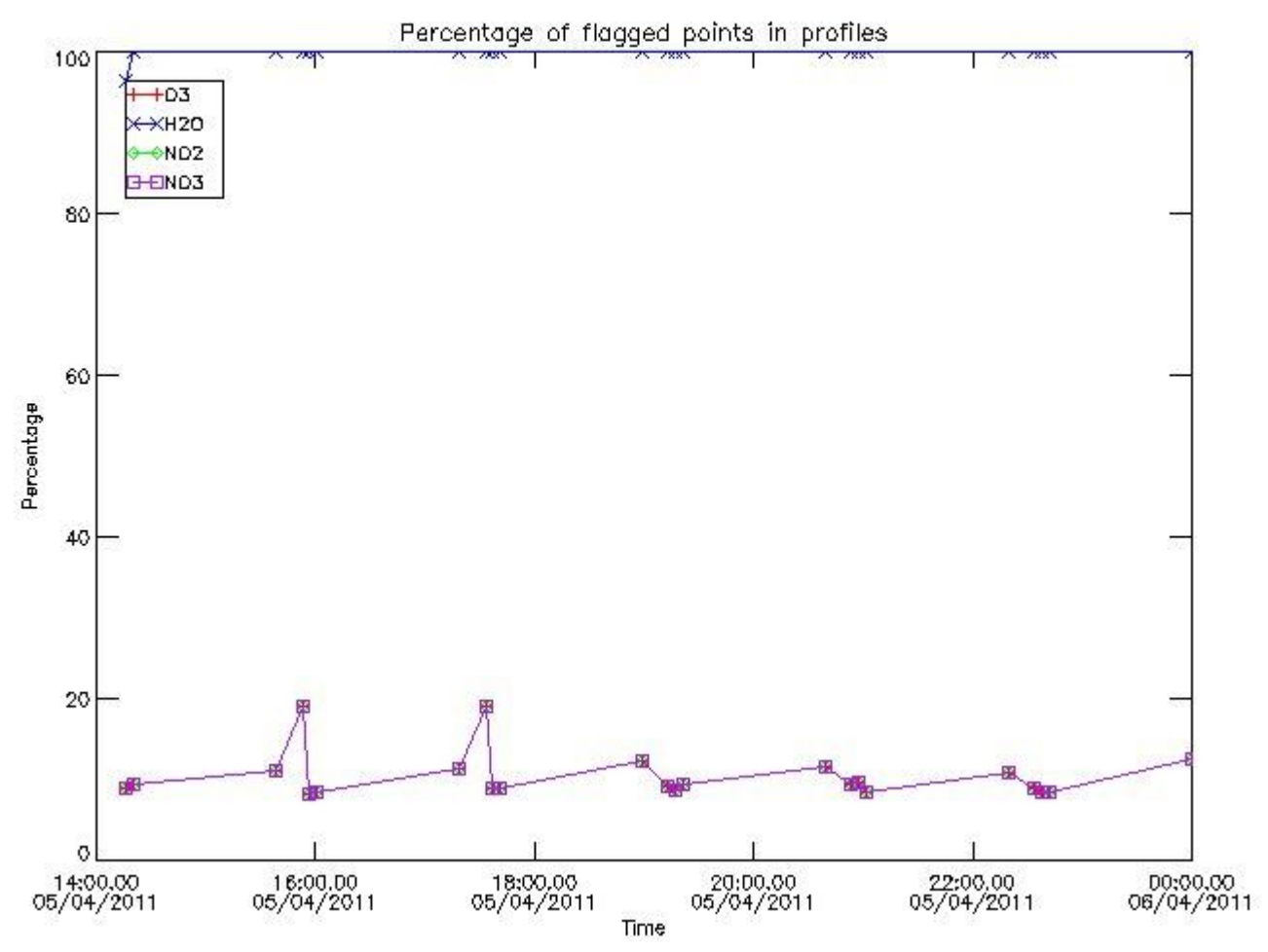
43	GOM_NL__2PRFIN20110405_171854_000000453101_00141_47569_9289.N1	05-APR-2011 17:18:54	Dark	45.000	154	22Bet Aqr	2.8990	5700.0	90	47569	No
44	GOM_NL__2PRFIN20110405_173315_000000273101_00141_47569_9290.N1	05-APR-2011 17:33:15	Dark	27.000	57	34Sig Sgr	2.0660	26000.	54	47569	No
45	GOM_NL__2PRFIN20110405_173641_000000583101_00142_47570_9299.N1	05-APR-2011 17:36:41	Dark	57.500	38	20Eps Sgr	1.8360	11000.	115	47570	No
46	GOM_NL__2PRFIN20110405_174053_000000583101_00142_47570_9300.N1	05-APR-2011 17:40:53	Dark	57.500	25	35Lam Sco	1.6200	28000.	115	47570	No
47	GOM_NL__2PRFIN20110405_174835_000000433101_00142_47570_9301.N1	05-APR-2011 17:48:35	Straylight	42.500	78	Alp Lup	2.3040	28000.	85	47570	No
48	GOM_NL__2PRFIN20110405_175011_000000493101_00142_47570_9302.N1	05-APR-2011 17:50:11	Straylight	49.000	81	Eta Cen	2.3560	28000.	98	47570	No
49	GOM_NL__2PRFIN20110405_175247_000000503101_00142_47570_9303.N1	05-APR-2011 17:52:47	Straylight	50.000	54	5The Cen	2.0550	4500.0	100	47570	No
50	GOM_NL__2PRFIN20110405_175824_000000453101_00142_47570_9304.N1	05-APR-2011 17:58:24	Tw_i_and_stray	44.500	106	9Bet Crv	2.6480	5600.0	89	47570	No
51	GOM_NL__2PRFIN20110405_180029_000000453101_00142_47570_9305.N1	05-APR-2011 18:00:29	Tw_i_and_stray	44.500	163	7Del Crv	2.9450	11000.	89	47570	No
52	GOM_NL__2PRFIN20110405_180156_000000563101_00142_47570_9306.N1	05-APR-2011 18:01:56	Bright	55.500	15	67Alp Vir	0.97600	28000.	111	47570	No
53	GOM_NL__2PRFIN20110405_180504_000000413101_00142_47570_9307.N1	05-APR-2011 18:05:04	Bright	41.000	121	29Gam Vir	2.7400	7200.0	82	47570	No
54	GOM_NL__2PRFIN20110405_180920_000000453101_00142_47570_9308.N1	05-APR-2011 18:09:20	Bright	44.500	138	47Eps Vir	2.8280	4700.0	89	47570	No
55	GOM_NL__2PRFIN20110405_181744_000000453101_00142_47570_9309.N1	05-APR-2011 18:17:44	Bright	45.000	152	12Alp2CVn	2.8900	11000.	90	47570	No
56	GOM_NL__2PRFIN20110405_182058_000000433101_00142_47570_9310.N1	05-APR-2011 18:20:58	Bright	42.500	87	64Gam UMa	2.4330	11000.	85	47570	No
57	GOM_NL__2PRFIN20110405_182233_000000413101_00142_47570_9311.N1	05-APR-2011 18:22:33	Bright	40.500	32	77Eps UMa	1.7630	11000.	81	47570	No
58	GOM_NL__2PRFIN20110405_182856_000000403101_00142_47570_9312.N1	05-APR-2011 18:28:56	Bright	40.000	60	7Bet UMi	2.0810	3950.0	80	47570	No
59	GOM_NL__2PRFIN20110405_183118_000000473101_00142_47570_9313.N1	05-APR-2011 18:31:18	Bright	47.000	119	14Eta Dra	2.7270	4700.0	94	47570	No
60	GOM_NL__2PRFIN20110405_183837_000000363101_00142_47570_9314.N1	05-APR-2011 18:38:37	Bright	36.000	89	5Alp Cep	2.4510	8000.0	72	47570	No
61	GOM_NL__2PRFIN20110405_184324_000000493101_00142_47570_9315.N1	05-APR-2011 18:43:24	Bright	49.000	144	18Del Cyg	2.8600	11000.	98	47570	No
62	GOM_NL__2PRFIN20110405_184529_000000483101_00142_47570_9316.N1	05-APR-2011 18:45:29	Bright	47.500	66	37Gam Cyg	2.2080	5900.0	95	47570	No
63	GOM_NL__2PRFIN20110405_184740_000000453101_00142_47570_9317.N1	05-APR-2011 18:47:40	Bright	45.000	92	53Eps Cyg	2.5000	4500.0	90	47570	No
64	GOM_NL__2PRFIN20110405_185426_000000473101_00142_47570_9318.N1	05-APR-2011 18:54:26	Tw_i_and_stray	47.000	61	8Eps Peg	2.1000	3900.0	94	47570	No
65	GOM_NL__2PRFIN20110405_185909_000000423101_00142_47570_9319.N1	05-APR-2011 18:59:09	Dark	41.500	154	22Bet Aqr	2.8990	5700.0	83	47570	No
66	GOM_NL__2PRFIN20110405_191319_000000563101_00142_47570_9320.N1	05-APR-2011 19:13:19	Dark	55.500	103	38Zet Sgr	2.6000	9700.0	111	47570	No
67	GOM_NL__2PRFIN20110405_191656_000000593101_00143_47571_9351.N1	05-APR-2011 19:16:56	Dark	58.500	38	20Eps Sgr	1.8360	11000.	117	47571	No
68	GOM_NL__2PRFIN20110405_192109_000000593101_00143_47571_9352.N1	05-APR-2011 19:21:09	Dark	59.000	25	35Lam Sco	1.6200	28000.	118	47571	No
69	GOM_NL__2PRFIN20110405_192850_000000433101_00143_47571_9353.N1	05-APR-2011 19:28:50	Straylight	43.000	78	Alp Lup	2.3040	28000.	86	47571	No
70	GOM_NL__2PRFIN20110405_193026_000000453101_00143_47571_9354.N1	05-APR-2011 19:30:26	Straylight	44.500	81	Eta Cen	2.3560	28000.	89	47571	No
71	GOM_NL__2PRFIN20110405_193301_000000513101_00143_47571_9355.N1	05-APR-2011 19:33:01	Straylight	51.000	54	5The Cen	2.0550	4500.0	102	47571	No
72	GOM_NL__2PRFIN20110405_193838_000000463101_00143_47571_9356.N1	05-APR-2011 19:38:38	Tw_i_and_stray	46.000	106	9Bet Crv	2.6480	5600.0	92	47571	No
73	GOM_NL__2PRFIN20110405_194043_000000433101_00143_47571_9357.N1	05-APR-2011 19:40:43	Tw_i_and_stray	43.000	163	7Del Crv	2.9450	11000.	86	47571	No
74	GOM_NL__2PRFIN20110405_194210_000000563101_00143_47571_9358.N1	05-APR-2011 19:42:10	Bright	56.000	15	67Alp Vir	0.97600	28000.	112	47571	No
75	GOM_NL__2PRFIN20110405_194519_000000423101_00143_47571_9359.N1	05-APR-2011 19:45:19	Bright	42.000	121	29Gam Vir	2.7400	7200.0	84	47571	No
76	GOM_NL__2PRFIN20110405_194933_000000453101_00143_47571_9360.N1	05-APR-2011 19:49:33	Bright	45.000	138	47Eps Vir	2.8280	4700.0	90	47571	No
77	GOM_NL__2PRFIN20110405_195757_000000423101_00143_47571_9361.N1	05-APR-2011 19:57:57	Bright	42.000	152	12Alp2CVn	2.8900	11000.	84	47571	No
78	GOM_NL__2PRFIN20110405_200112_000000363101_00143_47571_9362.N1	05-APR-2011 20:01:12	Bright	35.500	87	64Gam UMa	2.4330	11000.	71	47571	No
79	GOM_NL__2PRFIN20110405_200247_000000413101_00143_47571_9363.N1	05-APR-2011 20:02:47	Bright	41.000	32	77Eps UMa	1.7630	11000.	82	47571	No
80	GOM_NL__2PRFIN20110405_200910_000000383101_00143_47571_9364.N1	05-APR-2011 20:09:10	Bright	38.000	60	7Bet UMi	2.0810	3950.0	76	47571	No
81	GOM_NL__2PRFIN20110405_201131_000000463101_00143_47571_9365.N1	05-APR-2011 20:11:31	Bright	45.500	119	14Eta Dra	2.7270	4700.0	91	47571	No
82	GOM_NL__2PRFIN20110405_201851_000000353101_00143_47571_9366.N1	05-APR-2011 20:18:51	Bright	35.000	89	5Alp Cep	2.4510	8000.0	70	47571	No
83	GOM_NL__2PRFIN20110405_202338_000000503101_00143_47571_9367.N1	05-APR-2011 20:23:38	Bright	49.500	144	18Del Cyg	2.8600	11000.	99	47571	No
84	GOM_NL__2PRFIN20110405_202543_000000473101_00143_47571_9368.N1	05-APR-2011 20:25:43	Bright	46.500	66	37Gam Cyg	2.2080	5900.0	93	47571	No
85	GOM_NL__2PRFIN20110405_202754_000000473101_00143_47571_9369.N1	05-APR-2011 20:27:54	Bright	46.500	92	53Eps Cyg	2.5000	4500.0	93	47571	No
86	GOM_NL__2PRFIN20110405_203441_000000513101_00143_47571_9370.N1	05-APR-2011 20:34:41	Tw_i_and_stray	50.500	61	8Eps Peg	2.1000	3900.0	101	47571	No
87	GOM_NL__2PRFIN20110405_203923_000000453101_00143_47571_9371.N1	05-APR-2011 20:39:23	Dark	44.500	154	22Bet Aqr	2.8990	5700.0	89	47571	No
88	GOM_NL__2PRFIN20110405_205335_000000553101_00143_47571_9372.N1	05-APR-2011 20:53:35	Dark	54.500	103	38Zet Sgr	2.6000	9700.0	109	47571	No
89	GOM_NL__2PRFIN20110405_205712_000000583101_00144_47572_9385.N1	05-APR-2011 20:57:12	Dark	57.500	38	20Eps Sgr	1.8360	11000.	115	47572	No
90	GOM_NL__2PRFIN20110405_210124_000000603101_00144_47572_9386.N1	05-APR-2011 21:01:24	Dark	60.000	25	35Lam Sco	1.6200	28000.	120	47572	No
91	GOM_NL__2PRFIN20110405_210904_000000473101_00144_47572_9387.N1	05-APR-2011 21:09:04	Straylight	46.500	78	Alp Lup	2.3040	28000.	93	47572	No
92	GOM_NL__2PRFIN20110405_211040_000000493101_00144_47572_9388.N1	05-APR-2011 21:10:40	Straylight	48.500	81	Eta Cen	2.3560	28000.	97	47572	No
93	GOM_NL__2PRFIN20110405_211315_000000503101_00144_47572_9389.N1	05-APR-2011 21:13:15	Straylight	49.500	54	5The Cen	2.0550	4500.0	99	47572	No
94	GOM_NL__2PRFIN20110405_211853_000000463101_00144_47572_9390.N1	05-APR-2011 21:18:53	Tw_i_and_stray	45.500	106	9Bet Crv	2.6480	5600.0	91	47572	No
95	GOM_NL__2PRFIN20110405_212057_000000413101_00144_47572_9391.N1	05-APR-2011 21:20:57	Tw_i_and_stray	40.500	163	7Del Crv	2.9450	11000.	81	47572	No
96	GOM_NL__2PRFIN20110405_212224_000000613101_00144_47572_9392.N1	05-APR-2011 21:22:24	Bright	60.500	15	67Alp Vir	0.97600	28000.	121	47572	No
97	GOM_NL__2PRFIN20110405_212532_000000433101_00144_47572_9393.N1	05-APR-2011 21:25:32	Bright	43.000	121	29Gam Vir	2.7400	7200.0	86	47572	No
98	GOM_NL__2PRFIN20110405_212947_000000643101_00144_47572_9394.N1	05-APR-2011 21:29:47	Bright	64.000	138	47Eps Vir	2.8280	4700.0	128	47572	No
99	GOM_NL__2PRFIN20110405_213811_000000403101_00144_47572_9395.N1	05-APR-2011 21:38:11	Bright	40.000	152	12Alp2CVn	2.8900	11000.	80	47572	No
100	GOM_NL__2PRFIN20110405_214126_000000353101_00144_47572_9396.N1	05-APR-2011 21:41:26	Bright	34.500	87	64Gam UMa	2.4330	11000.	69	47572	No
101	GOM_NL__2PRFIN20110405_214300_000000403101_00144_47572_9397.N1	05-APR-2011 21:43:00	Bright	40.000	32	77Eps UMa	1.7630	11000.	80	47572	No

102	GOM_NL__2PRFIN20110405_214923_000000403101_00144_47572_9398.N1	05-APR-2011 21:49:23	Bright	40.000	60	7Bet UMi	2.0810	3950.0	80	47572	No
103	GOM_NL__2PRFIN20110405_215144_000000493101_00144_47572_9399.N1	05-APR-2011 21:51:44	Bright	49.000	119	14Eta Dra	2.7270	4700.0	98	47572	No
104	GOM_NL__2PRFIN20110405_215905_000000393101_00144_47572_9400.N1	05-APR-2011 21:59:05	Bright	38.500	89	5Alp Cep	2.4510	8000.0	77	47572	No
105	GOM_NL__2PRFIN20110405_220351_000000493101_00144_47572_9401.N1	05-APR-2011 22:03:51	Bright	48.500	144	18Del Cyg	2.8600	11000.	97	47572	No
106	GOM_NL__2PRFIN20110405_220557_000000523101_00144_47572_9402.N1	05-APR-2011 22:05:57	Bright	52.000	66	37Gam Cyg	2.2080	5900.0	104	47572	No
107	GOM_NL__2PRFIN20110405_220808_000000463101_00144_47572_9403.N1	05-APR-2011 22:08:08	Bright	46.000	92	53Eps Cyg	2.5000	4500.0	92	47572	No
108	GOM_NL__2PRFIN20110405_221455_000000503101_00144_47572_9404.N1	05-APR-2011 22:14:55	Tw_i_and_stray	49.500	61	8Eps Peg	2.1000	3900.0	99	47572	No
109	GOM_NL__2PRFIN20110405_221938_000000473101_00144_47572_9405.N1	05-APR-2011 22:19:38	Dark	46.500	154	22Bet Aqr	2.8990	5700.0	93	47572	No
110	GOM_NL__2PRFIN20110405_223350_000000573101_00144_47572_9406.N1	05-APR-2011 22:33:50	Dark	56.500	103	38Zet Sgr	2.6000	9700.0	113	47572	No
111	GOM_NL__2PRFIN20110405_223727_000000613101_00145_47573_9404.N1	05-APR-2011 22:37:27	Dark	60.500	38	20Eps Sgr	1.8360	11000.	121	47573	No
112	GOM_NL__2PRFIN20110405_224139_000000613101_00145_47573_9405.N1	05-APR-2011 22:41:39	Dark	61.000	25	35Lam Sco	1.6200	28000.	122	47573	No
113	GOM_NL__2PRFIN20110405_224919_000000453101_00145_47573_9406.N1	05-APR-2011 22:49:19	Straylight	44.500	78	Alp Lup	2.3040	28000.	89	47573	No
114	GOM_NL__2PRFIN20110405_225055_000000483101_00145_47573_9407.N1	05-APR-2011 22:50:55	Straylight	47.500	81	Eta Cen	2.3560	28000.	95	47573	No
115	GOM_NL__2PRFIN20110405_225330_000000483101_00145_47573_9408.N1	05-APR-2011 22:53:30	Straylight	48.000	54	5The Cen	2.0550	4500.0	96	47573	No
116	GOM_NL__2PRFIN20110405_225907_000000443101_00145_47573_9409.N1	05-APR-2011 22:59:07	Tw_i_and_stray	44.000	106	9Bet Crv	2.6480	5600.0	88	47573	No
117	GOM_NL__2PRFIN20110405_230111_000000453101_00145_47573_9410.N1	05-APR-2011 23:01:11	Tw_i_and_stray	44.500	163	7Del Crv	2.9450	11000.	89	47573	No
118	GOM_NL__2PRFIN20110405_230238_000000583101_00145_47573_9411.N1	05-APR-2011 23:02:38	Bright	58.000	15	67Alp Vir	0.97600	28000.	116	47573	No
119	GOM_NL__2PRFIN20110405_230546_000000413101_00145_47573_9412.N1	05-APR-2011 23:05:46	Bright	40.500	121	29Gam Vir	2.7400	7200.0	81	47573	No
120	GOM_NL__2PRFIN20110405_231000_000000453101_00145_47573_9413.N1	05-APR-2011 23:10:00	Bright	45.000	138	47Eps Vir	2.8280	4700.0	90	47573	No
121	GOM_NL__2PRFIN20110405_231824_000000423101_00145_47573_9414.N1	05-APR-2011 23:18:24	Bright	42.000	152	12Alp2CVn	2.8900	11000.	84	47573	No
122	GOM_NL__2PRFIN20110405_232139_000000373101_00145_47573_9415.N1	05-APR-2011 23:21:39	Bright	36.500	87	64Gam UMa	2.4330	11000.	73	47573	No
123	GOM_NL__2PRFIN20110405_232314_000000413101_00145_47573_9416.N1	05-APR-2011 23:23:14	Bright	40.500	32	77Eps UMa	1.7630	11000.	81	47573	No
124	GOM_NL__2PRFIN20110405_232937_000000413101_00145_47573_9417.N1	05-APR-2011 23:29:37	Bright	41.000	60	7Bet UMi	2.0810	3950.0	82	47573	No
125	GOM_NL__2PRFIN20110405_233157_000000473101_00145_47573_9418.N1	05-APR-2011 23:31:57	Bright	46.500	119	14Eta Dra	2.7270	4700.0	93	47573	No
126	GOM_NL__2PRFIN20110405_233918_000000393101_00145_47573_9419.N1	05-APR-2011 23:39:18	Bright	38.500	89	5Alp Cep	2.4510	8000.0	77	47573	No
127	GOM_NL__2PRFIN20110405_234405_000000723101_00145_47573_9420.N1	05-APR-2011 23:44:05	Bright	72.000	144	18Del Cyg	2.8600	11000.	144	47573	No
128	GOM_NL__2PRFIN20110405_234611_000000483101_00145_47573_9421.N1	05-APR-2011 23:46:11	Bright	48.000	66	37Gam Cyg	2.2080	5900.0	96	47573	No
129	GOM_NL__2PRFIN20110405_234822_000000463101_00145_47573_9422.N1	05-APR-2011 23:48:22	Bright	46.000	92	53Eps Cyg	2.5000	4500.0	92	47573	No
130	GOM_NL__2PRFIN20110405_235509_000000473101_00145_47573_9423.N1	05-APR-2011 23:55:09	Tw_i_and_stray	47.000	61	8Eps Peg	2.1000	3900.0	94	47573	No
131	GOM_NL__2PRFIN20110405_235952_000000453101_00145_47573_9424.N1	05-APR-2011 23:59:52	Dark	44.500	154	22Bet Aqr	2.8990	5700.0	89	47573	No

3. Quality information per product

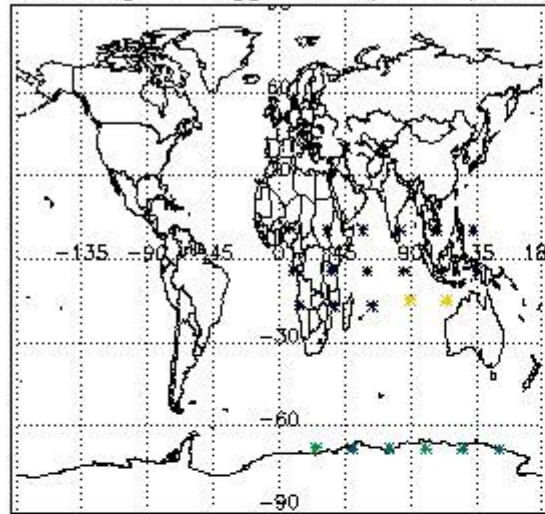
In this section it is plotted some information contained in the Quality Summary data set of the level 2 products. Only products in dark limb conditions and without errors (error flag in the MPH set to "0") are used.

3.1 Plot quality information per product (time dependant)

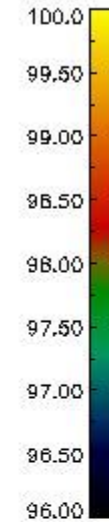
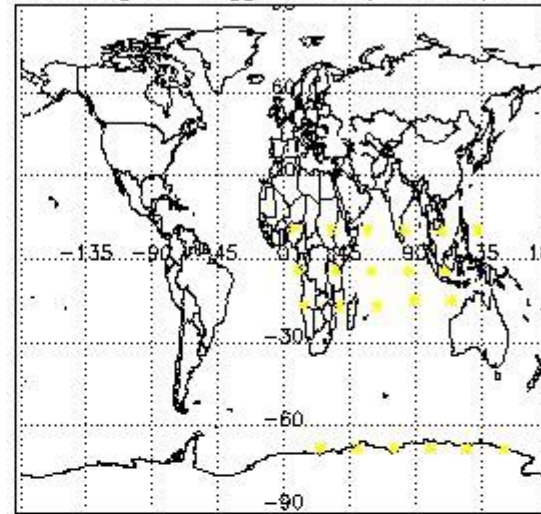


3.2 Plot quality information per product (world map)

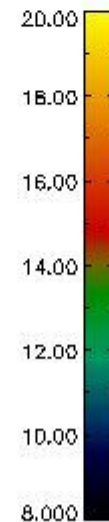
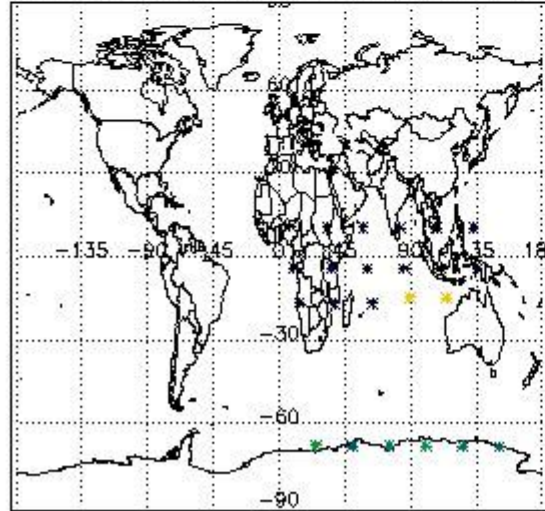
Percentage of flagged data per O3 profile



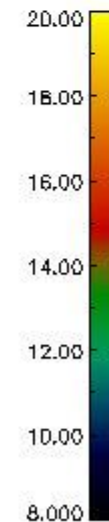
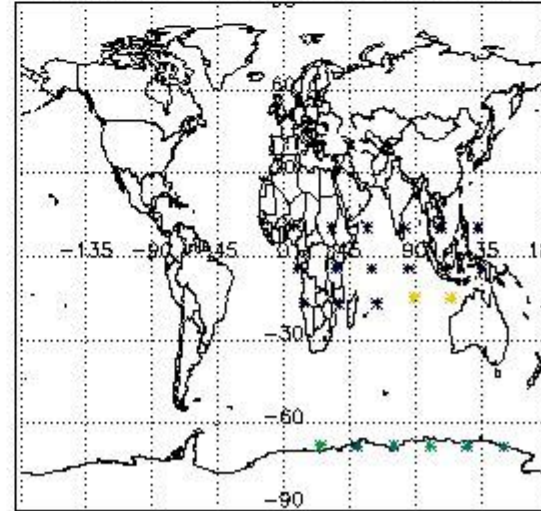
Percentage of flagged data per H2O profile



Percentage of flagged data per NO2 profile



Percentage of flagged data per NO3 profile

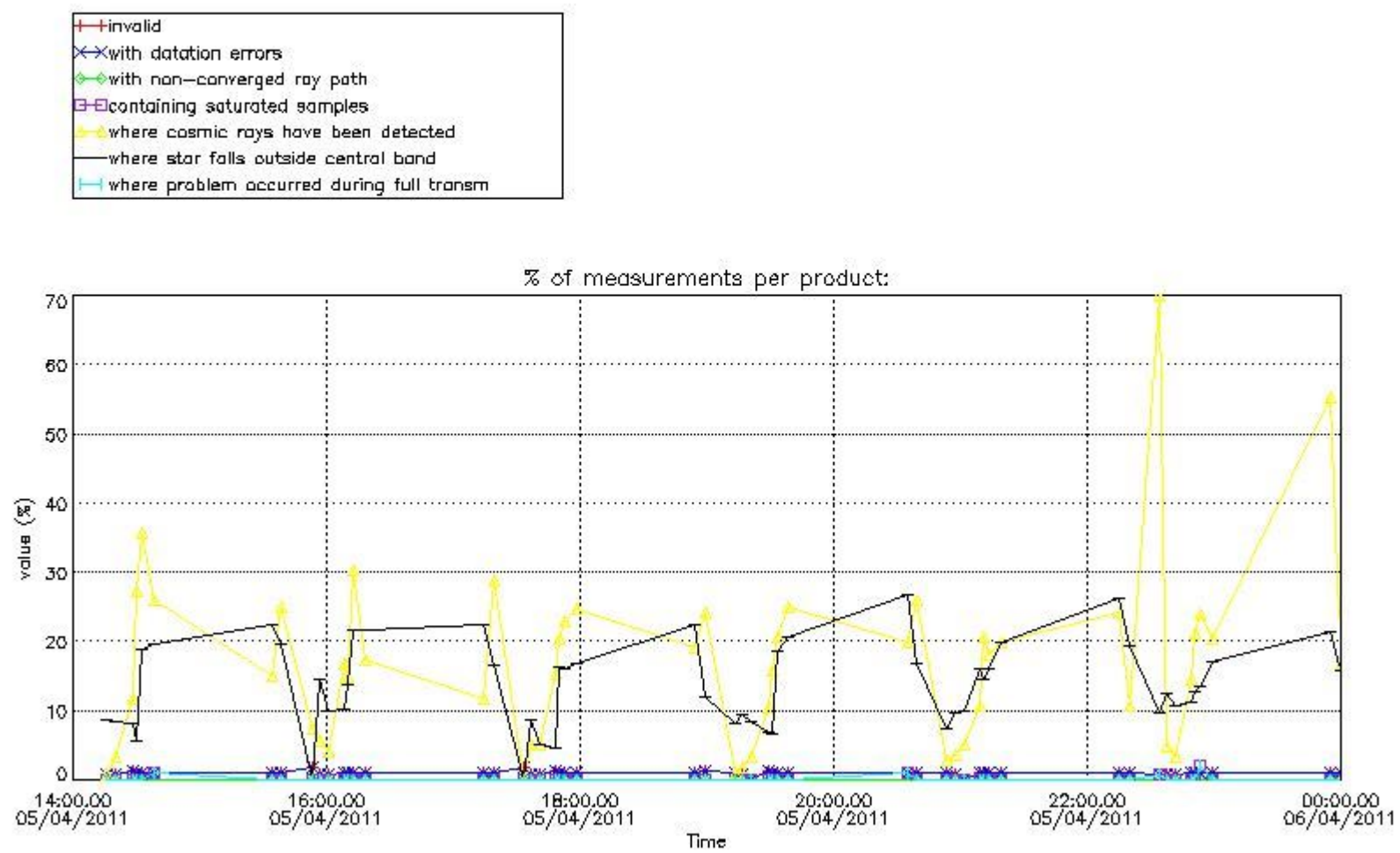


4. Level 1 quality information per product

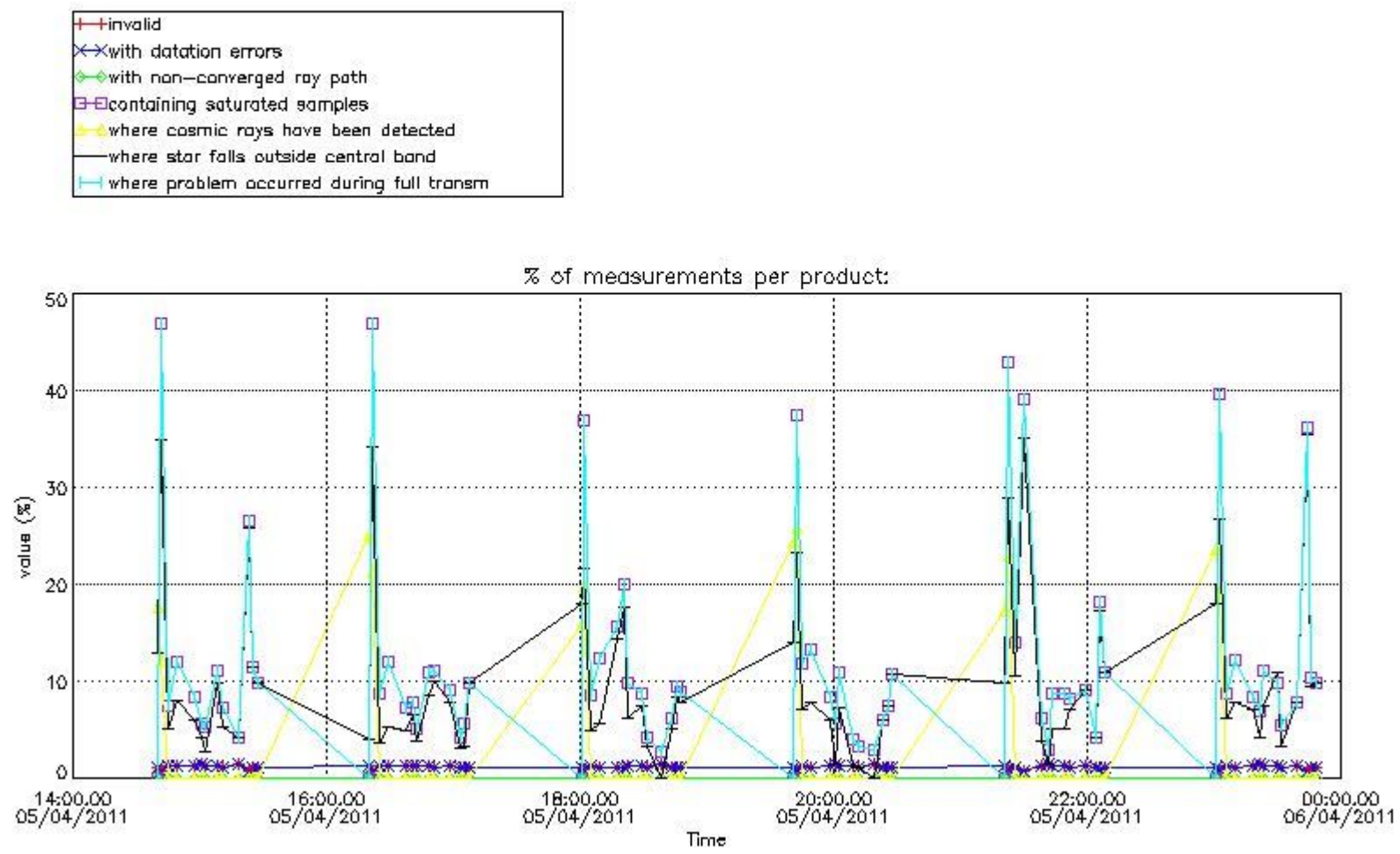
In this section it is plotted some information contained in the Quality Summary data set of the level 2 products that comes from the level 1b processing. Products without errors (error flag in the MPH set to "0") are used.

4.1 Plot quality information per product (time dependant) coming from level 1b processing

4.1.1 Plot level 1 quality information per product (time dependant): ENVISAT ASCENDING passes



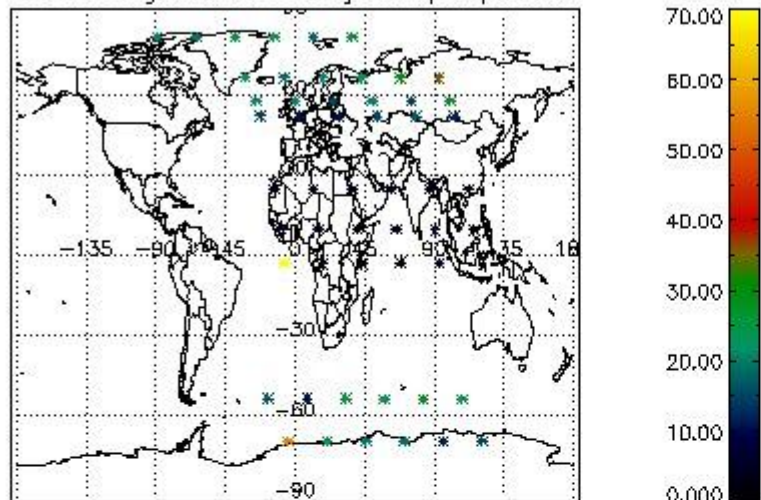
4.1.2 Plot level 1 quality information per product (time dependant): ENVI SAT DESCENDING passes



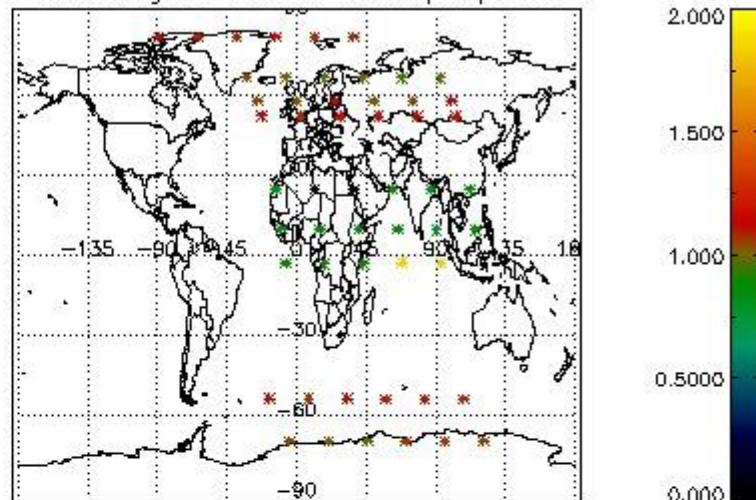
4.2 Plot quality information per product coming from level 1b processing (world map)

4.2.1 Plot level 1 quality information per product (world map): ENVISAT ASCENDING passes

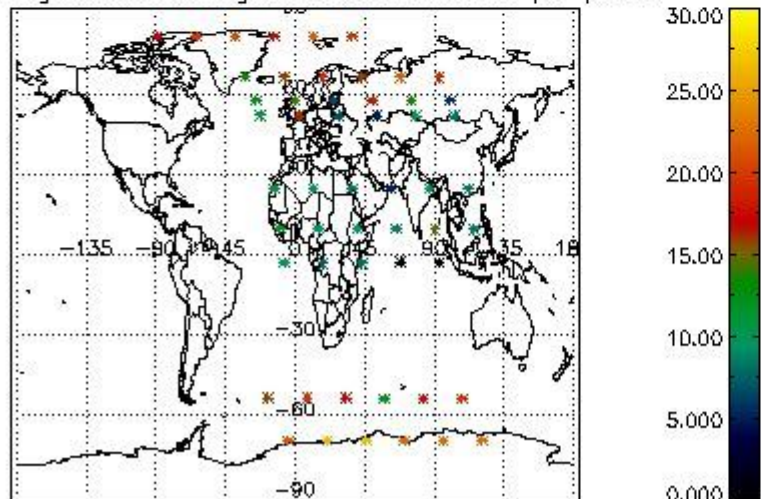
Percentage of cosmic ray hits per profile



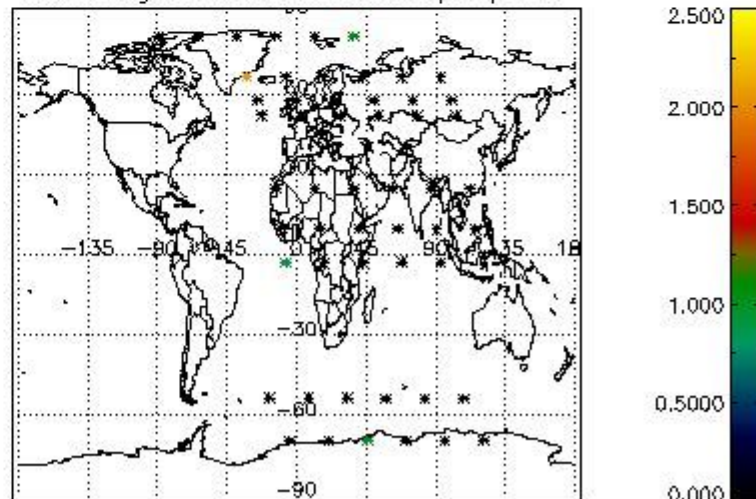
Percentage of datation errors per profile



Percentage of star falling outside central band per profile

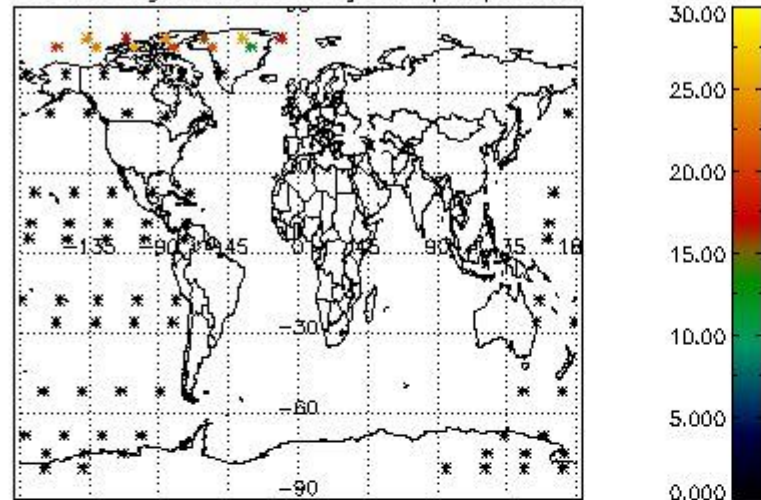


Percentage of saturation errors per profile

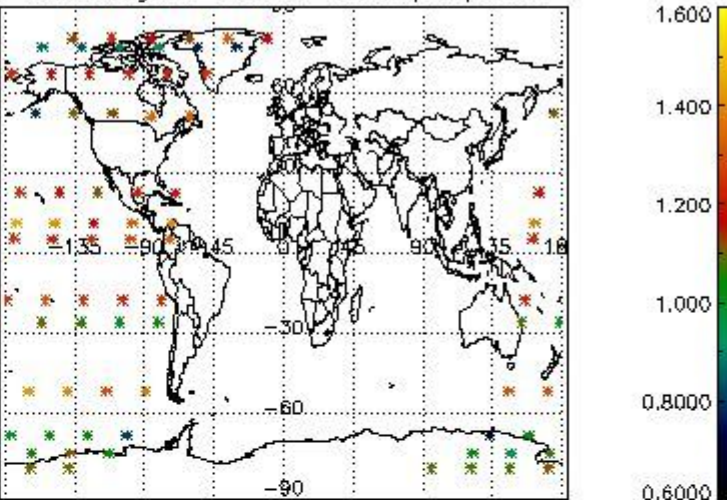


4.2.2 Plot level 1 quality information per product (world map): ENVISAT DESCENDING passes

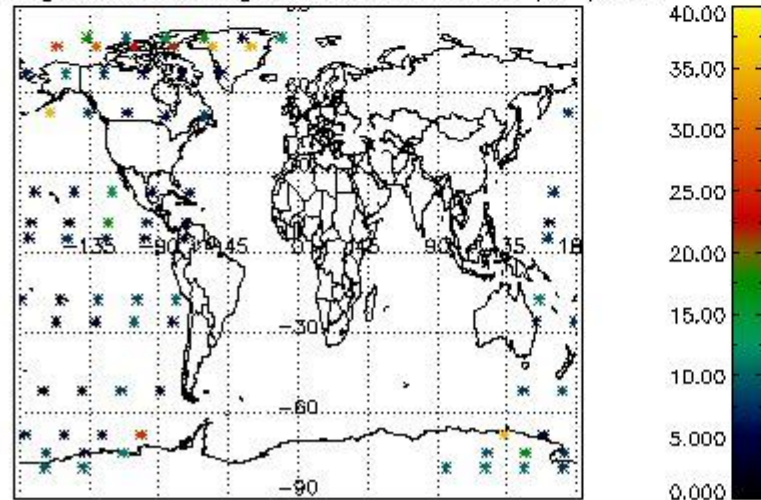
Percentage of cosmic ray hits per profile



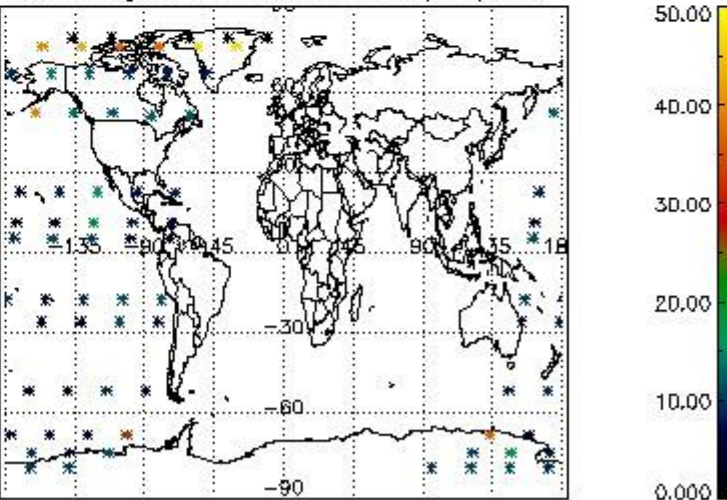
Percentage of datation errors per profile



Percentage of star falling outside central band per profile



Percentage of saturation errors per profile



5. Trace gas profiles

5.1 Ozone statistics based on quality of products

The final quality of the products can be "measured" using the STD (Standard Deviation) attached to every point profile. This information is written to the parameter GOM_NL__2P/NL_LOCAL_SPECIES_DENSITY/o3_std of the level 2 products. The table below shows the statistics for given STD ranges.

The statistics are given with respect to the overall valid production:

- Products without fatal errors: GOM_NL__2P/MPH/PRODUCT_ERR=0
- Valid point profile: GOM_NL__2P/NL_LOCAL_SPECIES_DENSITY/pcd(0)=0

The 'Criteria' is applied to valid points of dark limb products:

- Products in dark limb illumination condition: GOM_NL__2P/NL_SUMMARY_QUALITY/obs_ill_cond=0
- Products without fatal errors: GOM_NL__2P/MPH/PRODUCT_ERR=0
- Valid point profile: GOM_NL__2P/NL_LOCAL_SPECIES_DENSITY/pcd(0)=0

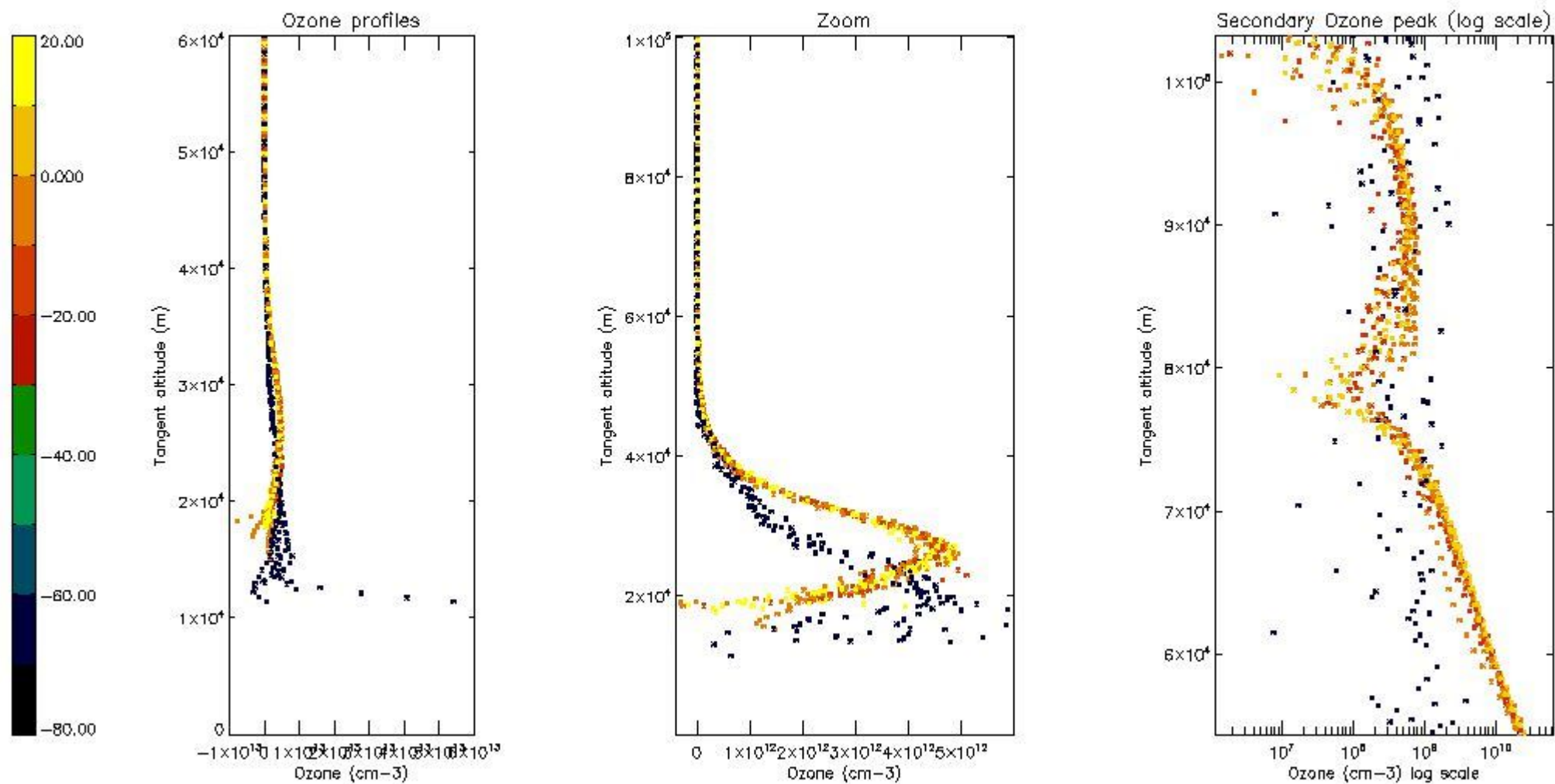
So, the table below shows the percentage of dark limb and valid observations for each criteria with respect to the overall valid daily observations.

Criteria	% of total production
All STD	21
STD < 20	12

STD < 10	9
STD < 5	7

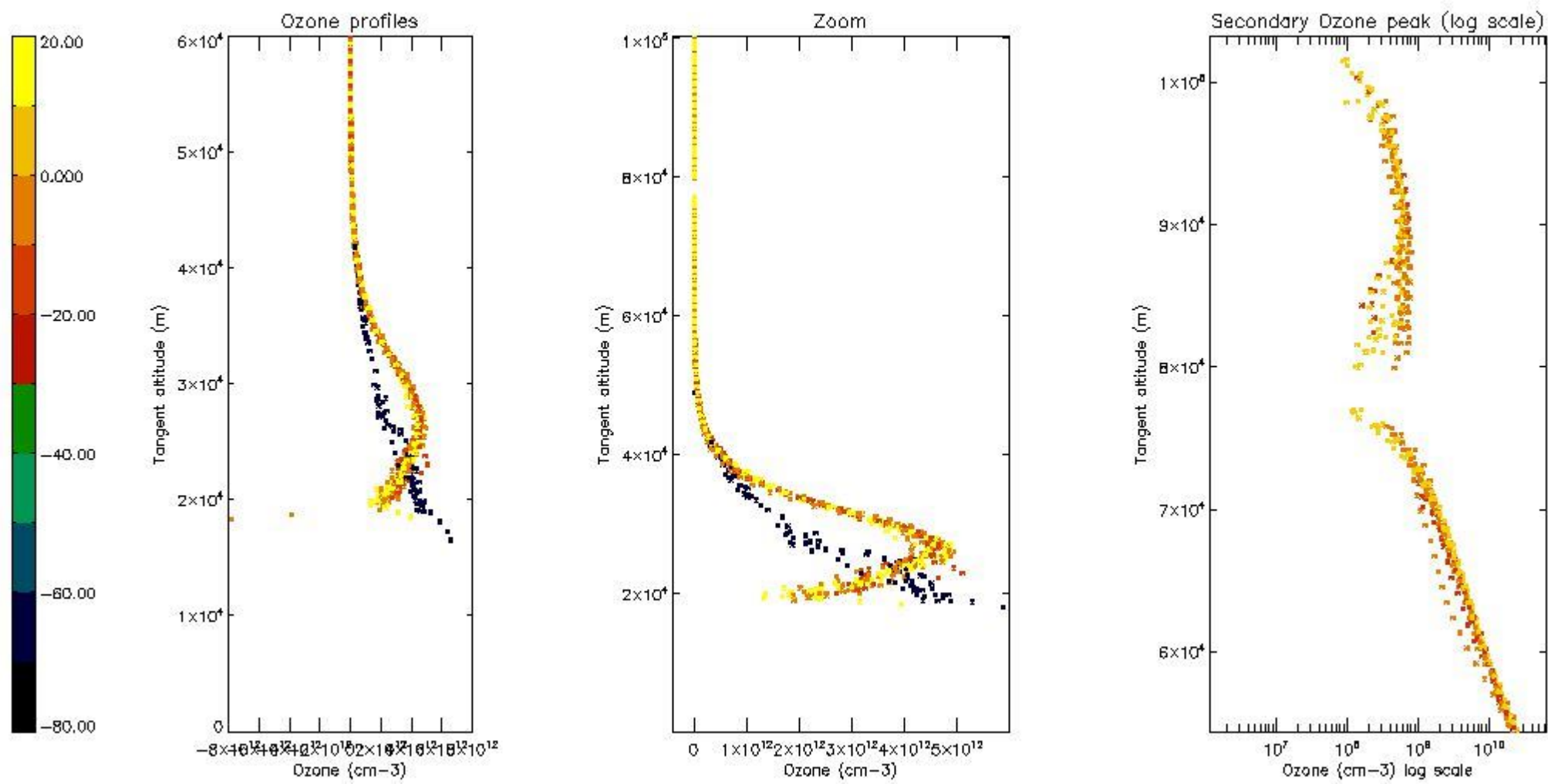
5.2 Plot ozone profiles for all STD (dark without errors)

The colorbar represents the latitude.



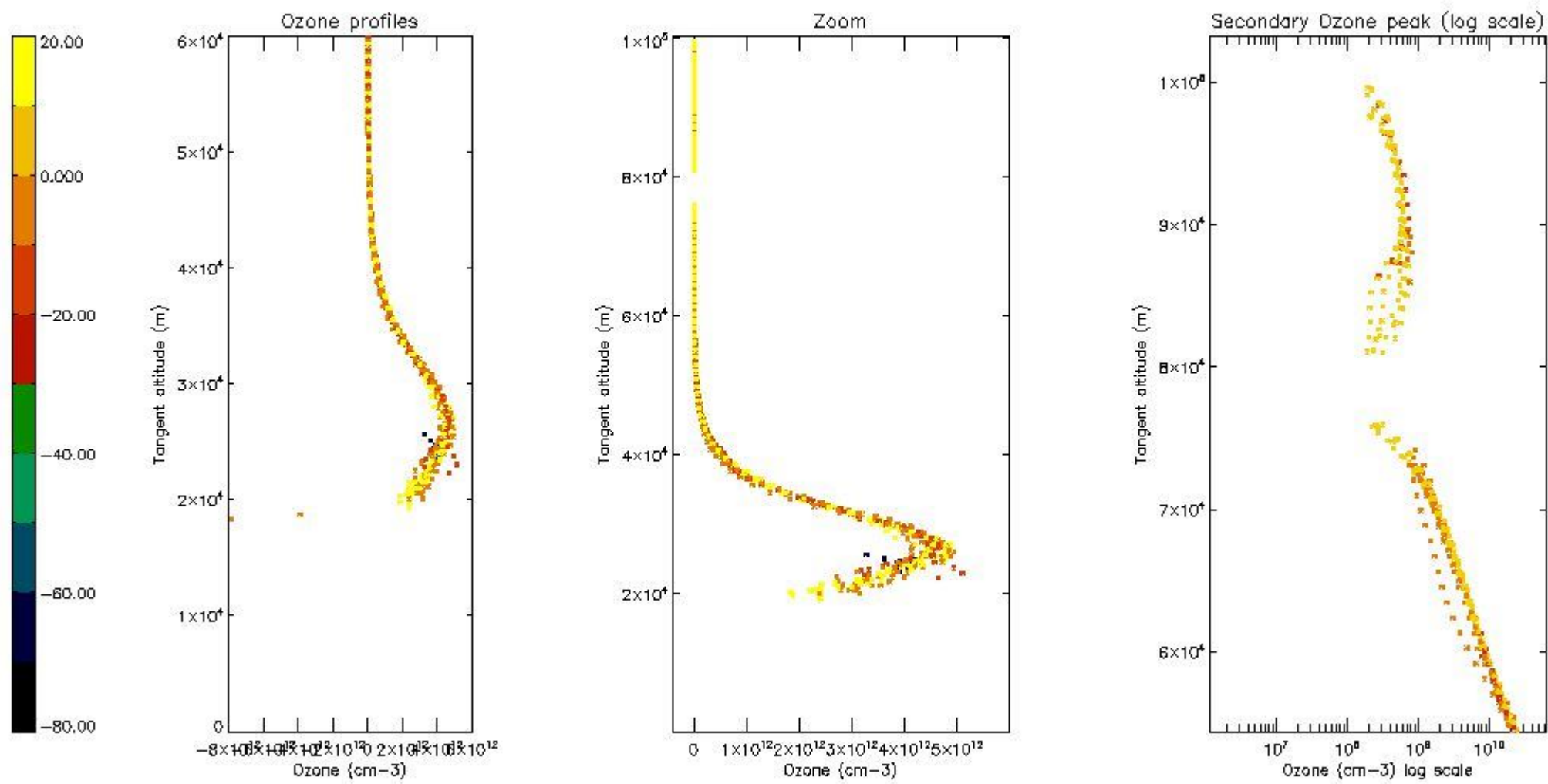
5.3 Plot ozone profiles where STD < 20% (dark without errors)

The colorbar represents the latitude.



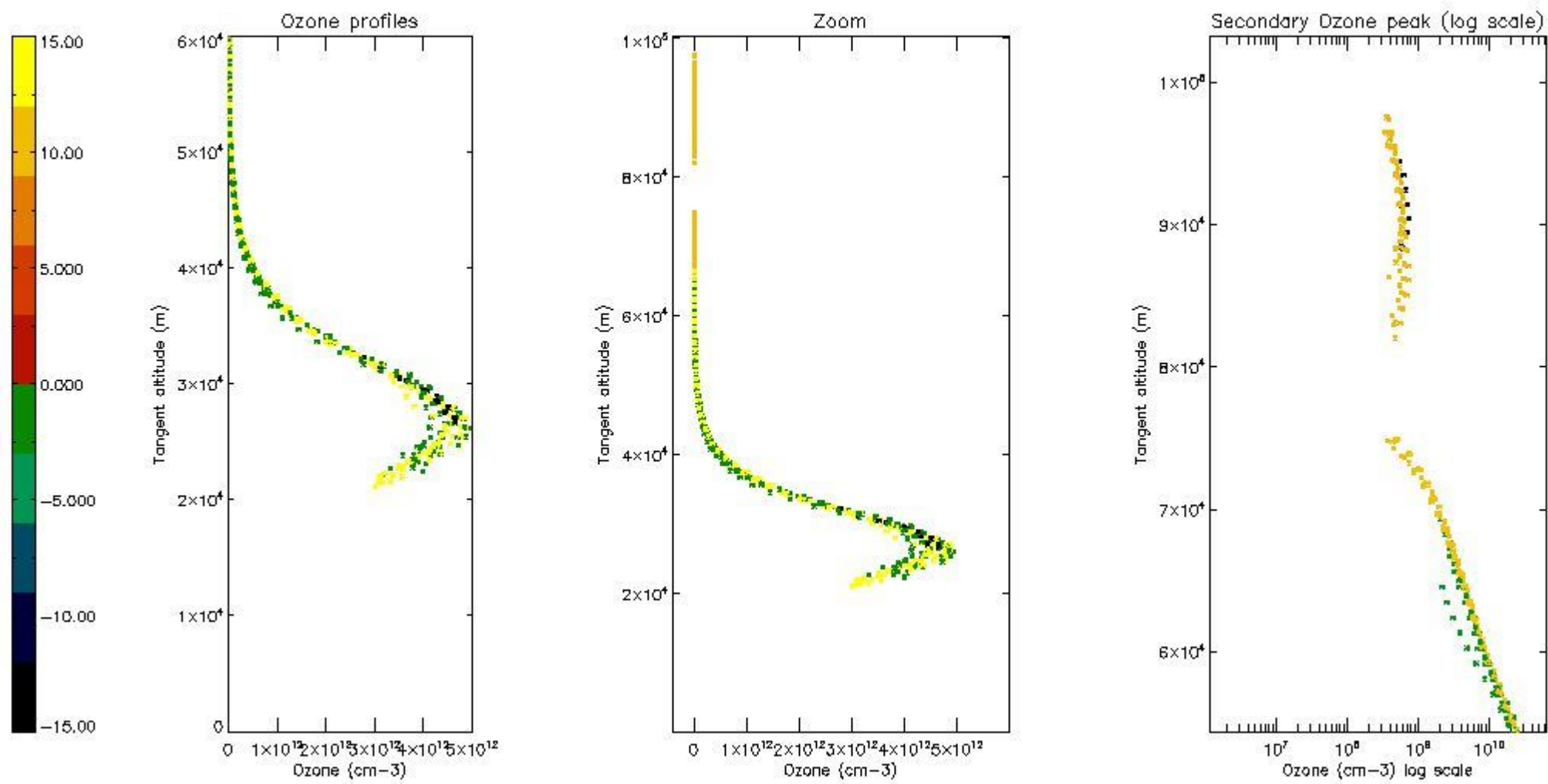
5.4 Plot ozone profiles where STD < 10% (dark without errors)

The colorbar represents the latitude.



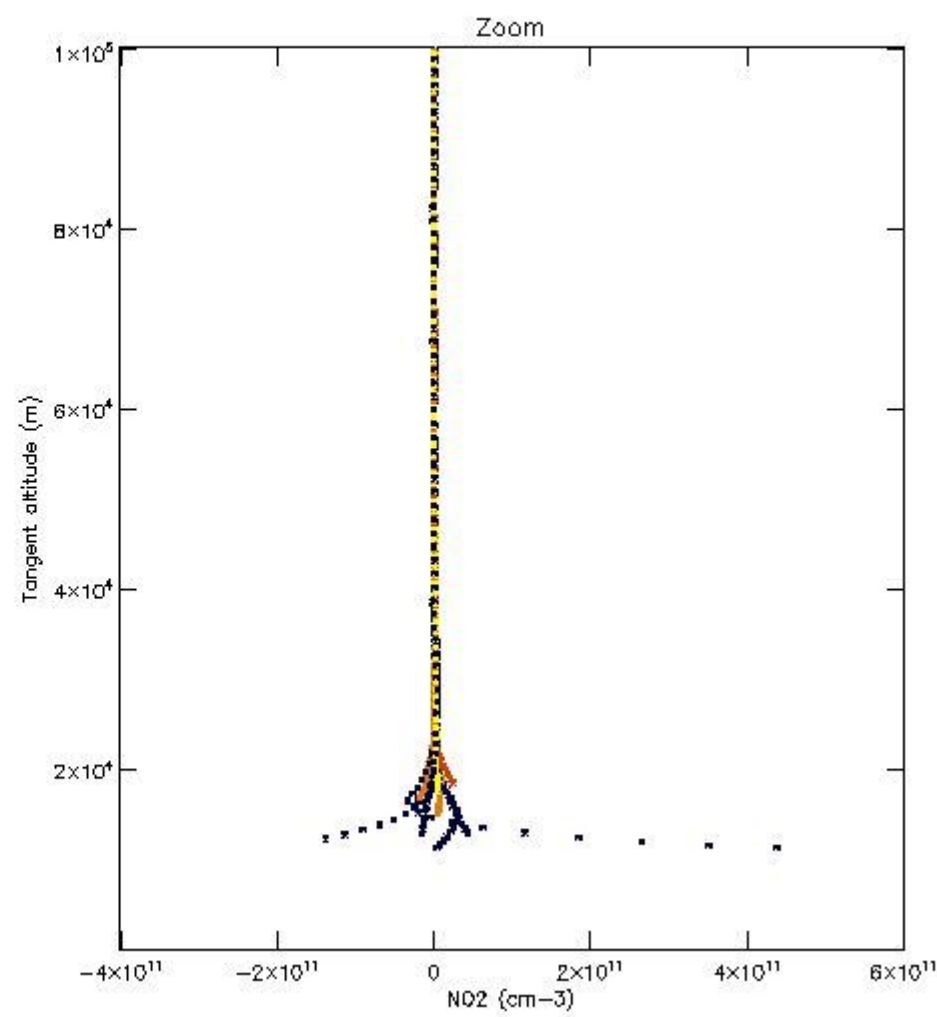
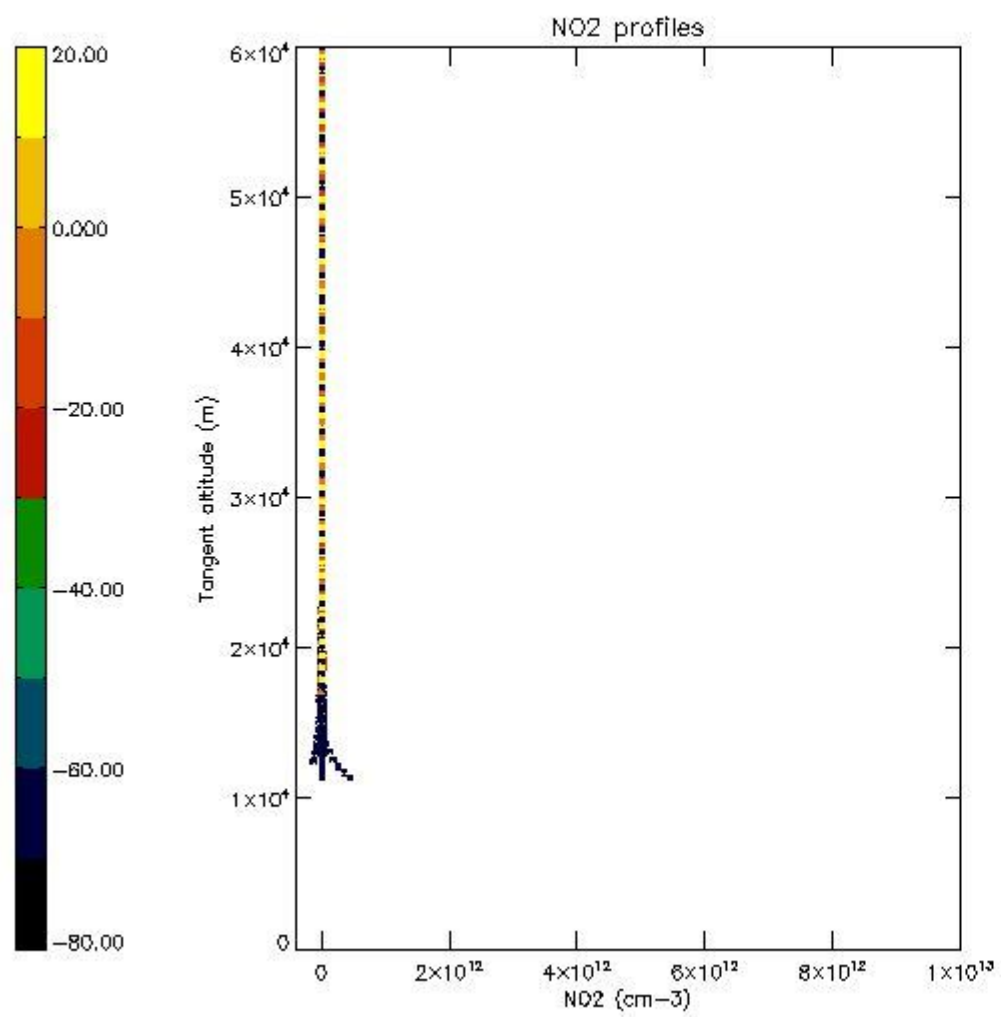
5.5 Plot ozone profiles where STD < 5% (dark without errors)

The colorbar represents the latitude.



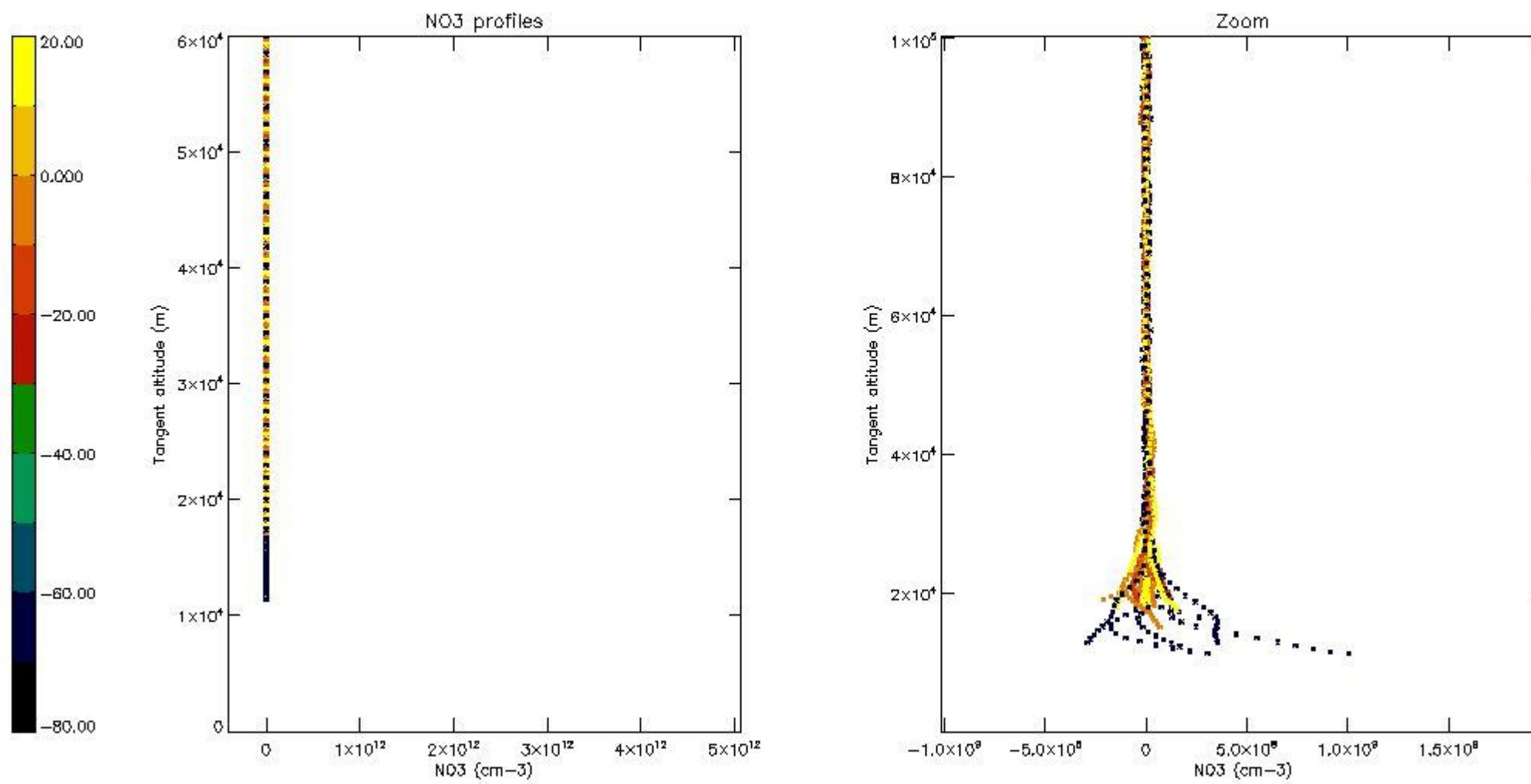
5.6 Plot NO₂ profiles for all STD (dark without errors)

The colorbar represents the latitude.



5.7 Plot NO3 profiles for all STD (dark without errors)

The colorbar represents the latitude.



6. Auxiliary Data Files used for the production reported in section 2

The number reported in the third column indicates since which file (see list in section 2) the corresponding auxiliary file has been used. The fourth column is the date of those product files.

Type	Auxiliary Filename	Used since product	Used since product date
INST_PHYS_CHARACTERISTICS	GOM_INS_AXVIEC20091111_143220_20030716_120000_20500101_000000	1	05-APR-2011 14:16:10
LEVEL-2_PROC_CONFIG	GOM_PR2_AXVIEC20091111_152718_20020301_000000_20500101_000000	1	05-APR-2011 14:16:10
CROSS_SECTIONS_FILE	GOM_CRS_AXVIEC20091111_154832_20020301_000000_20500101_000000	1	05-APR-2011 14:16:10

GOMOS Level 2 Daily Report

SUMMARY

[1. General Info](#)

[2. Summary of processed GOM_NL_2P products](#)

[3. Level 2 Quality information per product](#)

[3.1 Plot of level 2 quality information per product \(time dependant\)](#)

[3.2 Plot of level 2 quality information per product \(world map\)](#)

[4. Level 1 Quality information per product \(stored on level 2 products\)](#)

[4.1 Plot of level 1 quality information per product \(time dependant\)](#)

[4.1.1 Plot of level 1 quality information per product \(time dependant\): ASCENDING](#)

[4.1.2 Plot of level 1 quality information per product \(time dependant\): DESCENDING](#)

[4.2 Plot of level 1 quality information per product \(world map\)](#)

[4.2.1 Plot of level 1 quality information per product \(world map\): ASCENDING](#)

[4.2.2 Plot of level 1 quality information per product \(world map\): DESCENDING](#)

[5. Ozone profiles based on quality statistics and other trace gas profiles](#)

[5.1 Ozone statistics based on quality of products](#)

[5.2 Plot ozone profiles for all STD \(dark without errors\)](#)

[5.3 Plot ozone profiles where STD < 20% \(dark without errors\)](#)

[5.4. Plot ozone profiles where STD < 10% \(dark without errors\)](#)

[5.5. Plot ozone profiles where STD < 5% \(dark without errors\)](#)

[5.6 Plot NO2 profiles for all STD \(dark without errors\)](#)

[5.7 Plot NO3 profiles for all STD \(dark without errors\)](#)

[5.8 Plot H2O profiles \(only for occultations of stars 1,2,3,4,13,14,16,26,63 dark without errors\) for all STD](#)

[6. Auxiliary Data Files used for the production reported in section 2](#)

This report presents the daily analysis on parameters extracted from GOMOS level 2 data (GOM_NL__2P). It is intended to monitor some important parameters that will impact the quality of these products. A list of level 2 products (and content) that have arrived during the reporting day to the PCF is also given.

Item	Value
Time of report generation	24APR2013 12:01:36
Data source version	GOMOS/6.01
Start time of products	05-04-2011 (05APR2011 00:00:00)
Stop time of products	06-04-2011 (06APR2011 00:00:00)
Store outputs in DB	Yes
Nb of level 2 prods	131
Nb of prods with errors	0

2. Summary of processed GOM_NL__2P products.

Nr	Filename	UTC Start time	Limb	Duration	Star Id	Star Name	Star Mag	Star Temp	Nb Meas	Orbit	Prod. error
1	GOM_NL__2PRFIN20110405_141610_000000573101_00140_47568_9251.N1	05-APR-2011 14:16:10	Dark	57.000	38	20Eps Sgr	1.8360	11000.	114	47568	No
2	GOM_NL__2PRFIN20110405_142023_000000603101_00140_47568_9252.N1	05-APR-2011 14:20:23	Dark	59.500	25	35Lam Sco	1.6200	28000.	119	47568	No
3	GOM_NL__2PRFIN20110405_142806_000000433101_00140_47568_9253.N1	05-APR-2011 14:28:06	Straylight	43.000	78	Alp Lup	2.3040	28000.	86	47568	No
4	GOM_NL__2PRFIN20110405_142942_000000443101_00140_47568_9254.N1	05-APR-2011 14:29:42	Straylight	44.000	81	Eta Cen	2.3560	28000.	88	47568	No
5	GOM_NL__2PRFIN20110405_143218_000000513101_00140_47568_9255.N1	05-APR-2011 14:32:18	Straylight	50.500	54	5The Cen	2.0550	4500.0	101	47568	No
6	GOM_NL__2PRFIN20110405_143756_000000463101_00140_47568_9256.N1	05-APR-2011 14:37:56	Twilight_stray	46.000	106	9Bet Crv	2.6480	5600.0	92	47568	No
7	GOM_NL__2PRFIN20110405_144001_000000433101_00140_47568_9257.N1	05-APR-2011 14:40:01	Twilight_stray	42.500	163	7Del Crv	2.9450	11000.	85	47568	No
8	GOM_NL__2PRFIN20110405_144128_000000663101_00140_47568_9258.N1	05-APR-2011 14:41:28	Bright	66.000	15	67Alp Vir	0.97600	28000.	132	47568	No
9	GOM_NL__2PRFIN20110405_144437_000000403101_00140_47568_9259.N1	05-APR-2011 14:44:37	Bright	40.000	121	29Gam Vir	2.7400	7200.0	80	47568	No
10	GOM_NL__2PRFIN20110405_144915_000000383101_00140_47568_9260.N1	05-APR-2011 14:49:15	Bright	37.500	62	94Bet Leo	2.1360	9700.0	75	47568	No
11	GOM_NL__2PRFIN20110405_145717_000000423101_00140_47568_9261.N1	05-APR-2011 14:57:17	Bright	41.500	152	12Alp2CVn	2.8900	11000.	83	47568	No
12	GOM_NL__2PRFIN20110405_150030_000000363101_00140_47568_9262.N1	05-APR-2011 15:00:30	Bright	35.500	87	64Gam UMa	2.4330	11000.	71	47568	No
13	GOM_NL__2PRFIN20110405_150206_000000383101_00140_47568_9263.N1	05-APR-2011 15:02:06	Bright	37.500	32	77Eps UMa	1.7630	11000.	75	47568	No
14	GOM_NL__2PRFIN20110405_150829_000000413101_00140_47568_9264.N1	05-APR-2011 15:08:29	Bright	40.500	60	7Bet UMi	2.0810	3950.0	81	47568	No
15	GOM_NL__2PRFIN20110405_151051_000000483101_00140_47568_9265.N1	05-APR-2011 15:10:51	Bright	48.000	119	14Eta Dra	2.7270	4700.0	96	47568	No
16	GOM_NL__2PRFIN20110405_151809_000000373101_00140_47568_9266.N1	05-APR-2011 15:18:09	Bright	36.500	89	5Alp Cep	2.4510	8000.0	73	47568	No
17	GOM_NL__2PRFIN20110405_152257_000000623101_00140_47568_9267.N1	05-APR-2011 15:22:57	Bright	62.000	144	18Del Cyg	2.8600	11000.	124	47568	No
18	GOM_NL__2PRFIN20110405_152502_000000483101_00140_47568_9268.N1	05-APR-2011 15:25:02	Bright	48.000	66	37Gam Cyg	2.2080	5900.0	96	47568	No
19	GOM_NL__2PRFIN20110405_152712_000000463101_00140_47568_9269.N1	05-APR-2011 15:27:12	Bright	45.500	92	53Eps Cyg	2.5000	4500.0	91	47568	No
20	GOM_NL__2PRFIN20110405_153358_000000473101_00140_47568_9270.N1	05-APR-2011 15:33:58	Twilight_stray	47.000	61	8Eps Peg	2.1000	3900.0	94	47568	No
21	GOM_NL__2PRFIN20110405_153840_000000463101_00140_47568_9271.N1	05-APR-2011 15:38:40	Dark	46.000	154	22Bet Aqr	2.8990	5700.0	92	47568	No
22	GOM_NL__2PRFIN20110405_155259_000000273101_00140_47568_9272.N1	05-APR-2011 15:52:59	Dark	27.000	57	34Sig Sgr	2.0660	26000.	54	47568	No
23	GOM_NL__2PRFIN20110405_155625_000000623101_00141_47569_9269.N1	05-APR-2011 15:56:25	Dark	62.000	38	20Eps Sgr	1.8360	11000.	124	47569	No
24	GOM_NL__2PRFIN20110405_160038_000000603101_00141_47569_9270.N1	05-APR-2011 16:00:38	Dark	60.000	25	35Lam Sco	1.6200	28000.	120	47569	No
25	GOM_NL__2PRFIN20110405_160821_000000453101_00141_47569_9271.N1	05-APR-2011 16:08:21	Straylight	44.500	78	Alp Lup	2.3040	28000.	89	47569	No
26	GOM_NL__2PRFIN20110405_160957_000000483101_00141_47569_9272.N1	05-APR-2011 16:09:57	Straylight	47.500	81	Eta Cen	2.3560	28000.	95	47569	No
27	GOM_NL__2PRFIN20110405_161232_000000533101_00141_47569_9273.N1	05-APR-2011 16:12:32	Straylight	53.000	54	5The Cen	2.0550	4500.0	106	47569	No
28	GOM_NL__2PRFIN20110405_161810_000000463101_00141_47569_9274.N1	05-APR-2011 16:18:10	Twilight_stray	46.000	106	9Bet Crv	2.6480	5600.0	92	47569	No
29	GOM_NL__2PRFIN20110405_162015_000000383101_00141_47569_9275.N1	05-APR-2011 16:20:15	Twilight_stray	38.000	163	7Del Crv	2.9450	11000.	76	47569	No
30	GOM_NL__2PRFIN20110405_162142_000000663101_00141_47569_9276.N1	05-APR-2011 16:21:42	Bright	66.000	15	67Alp Vir	0.97600	28000.	132	47569	No
31	GOM_NL__2PRFIN20110405_162451_000000413101_00141_47569_9277.N1	05-APR-2011 16:24:51	Bright	40.500	121	29Gam Vir	2.7400	7200.0	81	47569	No
32	GOM_NL__2PRFIN20110405_162929_000000383101_00141_47569_9278.N1	05-APR-2011 16:29:29	Bright	37.500	62	94Bet Leo	2.1360	9700.0	75	47569	No
33	GOM_NL__2PRFIN20110405_163730_000000413101_00141_47569_9279.N1	05-APR-2011 16:37:30	Bright	41.000	152	12Alp2CVn	2.8900	11000.	82	47569	No
34	GOM_NL__2PRFIN20110405_164044_000000383101_00141_47569_9280.N1	05-APR-2011 16:40:44	Bright	38.000	87	64Gam UMa	2.4330	11000.	76	47569	No
35	GOM_NL__2PRFIN20110405_164219_000000393101_00141_47569_9281.N1	05-APR-2011 16:42:19	Bright	39.000	32	77Eps UMa	1.7630	11000.	78	47569	No
36	GOM_NL__2PRFIN20110405_164842_000000413101_00141_47569_9282.N1	05-APR-2011 16:48:42	Bright	41.000	60	7Bet UMi	2.0810	3950.0	82	47569	No
37	GOM_NL__2PRFIN20110405_165104_000000503101_00141_47569_9283.N1	05-APR-2011 16:51:04	Bright	50.000	119	14Eta Dra	2.7270	4700.0	100	47569	No
38	GOM_NL__2PRFIN20110405_165823_000000393101_00141_47569_9284.N1	05-APR-2011 16:58:23	Bright	38.500	89	5Alp Cep	2.4510	8000.0	77	47569	No
39	GOM_NL__2PRFIN20110405_170310_000000483101_00141_47569_9285.N1	05-APR-2011 17:03:10	Bright	48.000	144	18Del Cyg	2.8600	11000.	96	47569	No
40	GOM_NL__2PRFIN20110405_170515_000000453101_00141_47569_9286.N1	05-APR-2011 17:05:15	Bright	45.000	66	37Gam Cyg	2.2080	5900.0	90	47569	No
41	GOM_NL__2PRFIN20110405_170726_000000463101_00141_47569_9287.N1	05-APR-2011 17:07:26	Bright	45.500	92	53Eps Cyg	2.5000	4500.0	91	47569	No
42	GOM_NL__2PRFIN20110405_171412_000000473101_00141_47569_9288.N1	05-APR-2011 17:14:12	Twilight_stray	47.000	61	8Eps Peg	2.1000	3900.0	94	47569	No

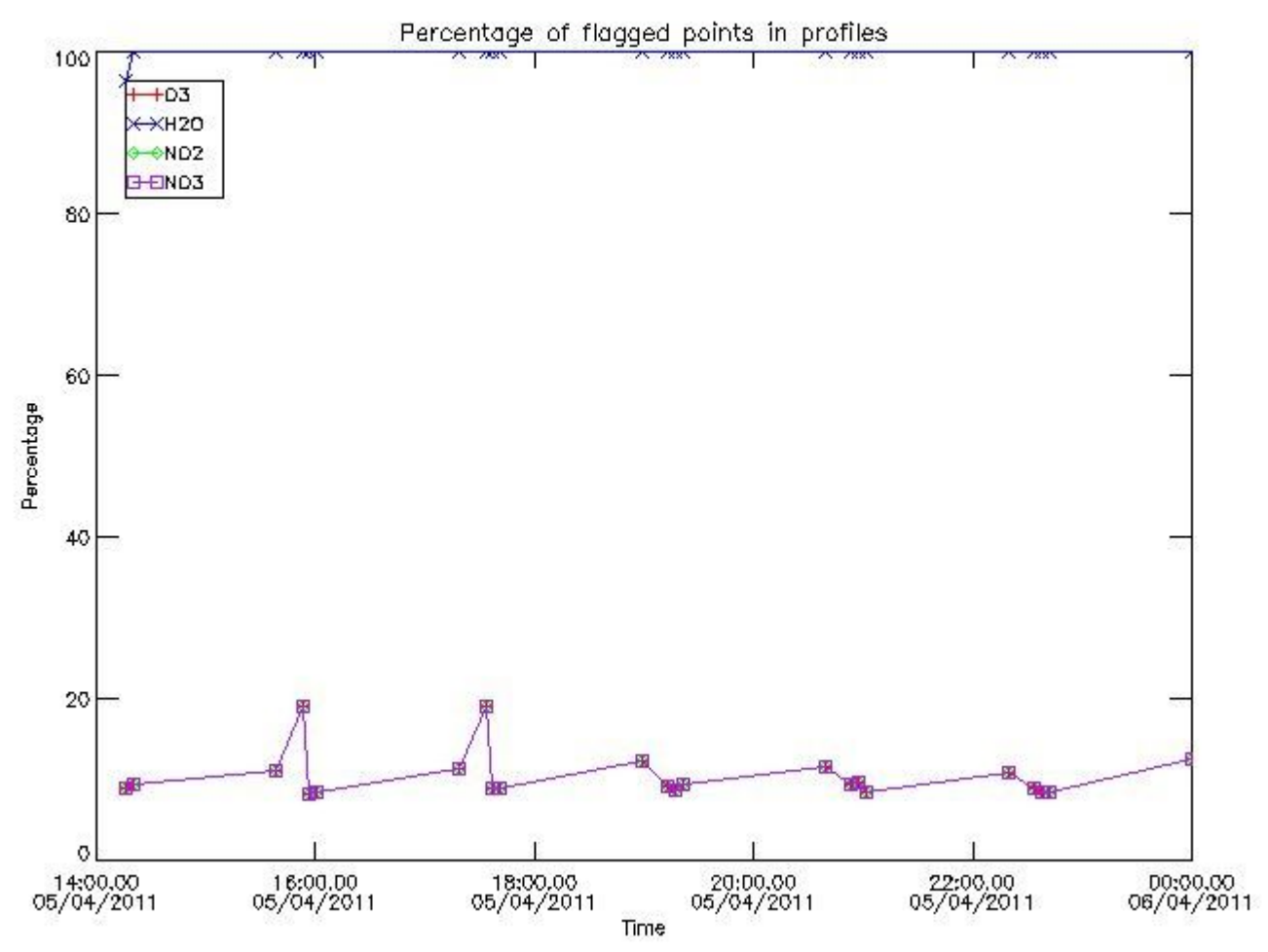
43	GOM_NL__2PRFIN20110405_171854_000000453101_00141_47569_9289.N1	05-APR-2011 17:18:54	Dark	45.000	154	22Bet Aqr	2.8990	5700.0	90	47569	No
44	GOM_NL__2PRFIN20110405_173315_000000273101_00141_47569_9290.N1	05-APR-2011 17:33:15	Dark	27.000	57	34Sig Sgr	2.0660	26000.	54	47569	No
45	GOM_NL__2PRFIN20110405_173641_000000583101_00142_47570_9299.N1	05-APR-2011 17:36:41	Dark	57.500	38	20Eps Sgr	1.8360	11000.	115	47570	No
46	GOM_NL__2PRFIN20110405_174053_000000583101_00142_47570_9300.N1	05-APR-2011 17:40:53	Dark	57.500	25	35Lam Sco	1.6200	28000.	115	47570	No
47	GOM_NL__2PRFIN20110405_174835_000000433101_00142_47570_9301.N1	05-APR-2011 17:48:35	Straylight	42.500	78	Alp Lup	2.3040	28000.	85	47570	No
48	GOM_NL__2PRFIN20110405_175011_000000493101_00142_47570_9302.N1	05-APR-2011 17:50:11	Straylight	49.000	81	Eta Cen	2.3560	28000.	98	47570	No
49	GOM_NL__2PRFIN20110405_175247_000000503101_00142_47570_9303.N1	05-APR-2011 17:52:47	Straylight	50.000	54	5The Cen	2.0550	4500.0	100	47570	No
50	GOM_NL__2PRFIN20110405_175824_000000453101_00142_47570_9304.N1	05-APR-2011 17:58:24	Tw_i_and_stray	44.500	106	9Bet Crv	2.6480	5600.0	89	47570	No
51	GOM_NL__2PRFIN20110405_180029_000000453101_00142_47570_9305.N1	05-APR-2011 18:00:29	Tw_i_and_stray	44.500	163	7Del Crv	2.9450	11000.	89	47570	No
52	GOM_NL__2PRFIN20110405_180156_000000563101_00142_47570_9306.N1	05-APR-2011 18:01:56	Bright	55.500	15	67Alp Vir	0.97600	28000.	111	47570	No
53	GOM_NL__2PRFIN20110405_180504_000000413101_00142_47570_9307.N1	05-APR-2011 18:05:04	Bright	41.000	121	29Gam Vir	2.7400	7200.0	82	47570	No
54	GOM_NL__2PRFIN20110405_180920_000000453101_00142_47570_9308.N1	05-APR-2011 18:09:20	Bright	44.500	138	47Eps Vir	2.8280	4700.0	89	47570	No
55	GOM_NL__2PRFIN20110405_181744_000000453101_00142_47570_9309.N1	05-APR-2011 18:17:44	Bright	45.000	152	12Alp2CVn	2.8900	11000.	90	47570	No
56	GOM_NL__2PRFIN20110405_182058_000000433101_00142_47570_9310.N1	05-APR-2011 18:20:58	Bright	42.500	87	64Gam UMa	2.4330	11000.	85	47570	No
57	GOM_NL__2PRFIN20110405_182233_000000413101_00142_47570_9311.N1	05-APR-2011 18:22:33	Bright	40.500	32	77Eps UMa	1.7630	11000.	81	47570	No
58	GOM_NL__2PRFIN20110405_182856_000000403101_00142_47570_9312.N1	05-APR-2011 18:28:56	Bright	40.000	60	7Bet UMi	2.0810	3950.0	80	47570	No
59	GOM_NL__2PRFIN20110405_183118_000000473101_00142_47570_9313.N1	05-APR-2011 18:31:18	Bright	47.000	119	14Eta Dra	2.7270	4700.0	94	47570	No
60	GOM_NL__2PRFIN20110405_183837_000000363101_00142_47570_9314.N1	05-APR-2011 18:38:37	Bright	36.000	89	5Alp Cep	2.4510	8000.0	72	47570	No
61	GOM_NL__2PRFIN20110405_184324_000000493101_00142_47570_9315.N1	05-APR-2011 18:43:24	Bright	49.000	144	18Del Cyg	2.8600	11000.	98	47570	No
62	GOM_NL__2PRFIN20110405_184529_000000483101_00142_47570_9316.N1	05-APR-2011 18:45:29	Bright	47.500	66	37Gam Cyg	2.2080	5900.0	95	47570	No
63	GOM_NL__2PRFIN20110405_184740_000000453101_00142_47570_9317.N1	05-APR-2011 18:47:40	Bright	45.000	92	53Eps Cyg	2.5000	4500.0	90	47570	No
64	GOM_NL__2PRFIN20110405_185426_000000473101_00142_47570_9318.N1	05-APR-2011 18:54:26	Tw_i_and_stray	47.000	61	8Eps Peg	2.1000	3900.0	94	47570	No
65	GOM_NL__2PRFIN20110405_185909_000000423101_00142_47570_9319.N1	05-APR-2011 18:59:09	Dark	41.500	154	22Bet Aqr	2.8990	5700.0	83	47570	No
66	GOM_NL__2PRFIN20110405_191319_000000563101_00142_47570_9320.N1	05-APR-2011 19:13:19	Dark	55.500	103	38Zet Sgr	2.6000	9700.0	111	47570	No
67	GOM_NL__2PRFIN20110405_191656_000000593101_00143_47571_9351.N1	05-APR-2011 19:16:56	Dark	58.500	38	20Eps Sgr	1.8360	11000.	117	47571	No
68	GOM_NL__2PRFIN20110405_192109_000000593101_00143_47571_9352.N1	05-APR-2011 19:21:09	Dark	59.000	25	35Lam Sco	1.6200	28000.	118	47571	No
69	GOM_NL__2PRFIN20110405_192850_000000433101_00143_47571_9353.N1	05-APR-2011 19:28:50	Straylight	43.000	78	Alp Lup	2.3040	28000.	86	47571	No
70	GOM_NL__2PRFIN20110405_193026_000000453101_00143_47571_9354.N1	05-APR-2011 19:30:26	Straylight	44.500	81	Eta Cen	2.3560	28000.	89	47571	No
71	GOM_NL__2PRFIN20110405_193301_000000513101_00143_47571_9355.N1	05-APR-2011 19:33:01	Straylight	51.000	54	5The Cen	2.0550	4500.0	102	47571	No
72	GOM_NL__2PRFIN20110405_193838_000000463101_00143_47571_9356.N1	05-APR-2011 19:38:38	Tw_i_and_stray	46.000	106	9Bet Crv	2.6480	5600.0	92	47571	No
73	GOM_NL__2PRFIN20110405_194043_000000433101_00143_47571_9357.N1	05-APR-2011 19:40:43	Tw_i_and_stray	43.000	163	7Del Crv	2.9450	11000.	86	47571	No
74	GOM_NL__2PRFIN20110405_194210_000000563101_00143_47571_9358.N1	05-APR-2011 19:42:10	Bright	56.000	15	67Alp Vir	0.97600	28000.	112	47571	No
75	GOM_NL__2PRFIN20110405_194519_000000423101_00143_47571_9359.N1	05-APR-2011 19:45:19	Bright	42.000	121	29Gam Vir	2.7400	7200.0	84	47571	No
76	GOM_NL__2PRFIN20110405_194933_000000453101_00143_47571_9360.N1	05-APR-2011 19:49:33	Bright	45.000	138	47Eps Vir	2.8280	4700.0	90	47571	No
77	GOM_NL__2PRFIN20110405_195757_000000423101_00143_47571_9361.N1	05-APR-2011 19:57:57	Bright	42.000	152	12Alp2CVn	2.8900	11000.	84	47571	No
78	GOM_NL__2PRFIN20110405_200112_000000363101_00143_47571_9362.N1	05-APR-2011 20:01:12	Bright	35.500	87	64Gam UMa	2.4330	11000.	71	47571	No
79	GOM_NL__2PRFIN20110405_200247_000000413101_00143_47571_9363.N1	05-APR-2011 20:02:47	Bright	41.000	32	77Eps UMa	1.7630	11000.	82	47571	No
80	GOM_NL__2PRFIN20110405_200910_000000383101_00143_47571_9364.N1	05-APR-2011 20:09:10	Bright	38.000	60	7Bet UMi	2.0810	3950.0	76	47571	No
81	GOM_NL__2PRFIN20110405_201131_000000463101_00143_47571_9365.N1	05-APR-2011 20:11:31	Bright	45.500	119	14Eta Dra	2.7270	4700.0	91	47571	No
82	GOM_NL__2PRFIN20110405_201851_000000353101_00143_47571_9366.N1	05-APR-2011 20:18:51	Bright	35.000	89	5Alp Cep	2.4510	8000.0	70	47571	No
83	GOM_NL__2PRFIN20110405_202338_000000503101_00143_47571_9367.N1	05-APR-2011 20:23:38	Bright	49.500	144	18Del Cyg	2.8600	11000.	99	47571	No
84	GOM_NL__2PRFIN20110405_202543_000000473101_00143_47571_9368.N1	05-APR-2011 20:25:43	Bright	46.500	66	37Gam Cyg	2.2080	5900.0	93	47571	No
85	GOM_NL__2PRFIN20110405_202754_000000473101_00143_47571_9369.N1	05-APR-2011 20:27:54	Bright	46.500	92	53Eps Cyg	2.5000	4500.0	93	47571	No
86	GOM_NL__2PRFIN20110405_203441_000000513101_00143_47571_9370.N1	05-APR-2011 20:34:41	Tw_i_and_stray	50.500	61	8Eps Peg	2.1000	3900.0	101	47571	No
87	GOM_NL__2PRFIN20110405_203923_000000453101_00143_47571_9371.N1	05-APR-2011 20:39:23	Dark	44.500	154	22Bet Aqr	2.8990	5700.0	89	47571	No
88	GOM_NL__2PRFIN20110405_205335_000000553101_00143_47571_9372.N1	05-APR-2011 20:53:35	Dark	54.500	103	38Zet Sgr	2.6000	9700.0	109	47571	No
89	GOM_NL__2PRFIN20110405_205712_000000583101_00144_47572_9385.N1	05-APR-2011 20:57:12	Dark	57.500	38	20Eps Sgr	1.8360	11000.	115	47572	No
90	GOM_NL__2PRFIN20110405_210124_000000603101_00144_47572_9386.N1	05-APR-2011 21:01:24	Dark	60.000	25	35Lam Sco	1.6200	28000.	120	47572	No
91	GOM_NL__2PRFIN20110405_210904_000000473101_00144_47572_9387.N1	05-APR-2011 21:09:04	Straylight	46.500	78	Alp Lup	2.3040	28000.	93	47572	No
92	GOM_NL__2PRFIN20110405_211040_000000493101_00144_47572_9388.N1	05-APR-2011 21:10:40	Straylight	48.500	81	Eta Cen	2.3560	28000.	97	47572	No
93	GOM_NL__2PRFIN20110405_211315_000000503101_00144_47572_9389.N1	05-APR-2011 21:13:15	Straylight	49.500	54	5The Cen	2.0550	4500.0	99	47572	No
94	GOM_NL__2PRFIN20110405_211853_000000463101_00144_47572_9390.N1	05-APR-2011 21:18:53	Tw_i_and_stray	45.500	106	9Bet Crv	2.6480	5600.0	91	47572	No
95	GOM_NL__2PRFIN20110405_212057_000000413101_00144_47572_9391.N1	05-APR-2011 21:20:57	Tw_i_and_stray	40.500	163	7Del Crv	2.9450	11000.	81	47572	No
96	GOM_NL__2PRFIN20110405_212224_000000613101_00144_47572_9392.N1	05-APR-2011 21:22:24	Bright	60.500	15	67Alp Vir	0.97600	28000.	121	47572	No
97	GOM_NL__2PRFIN20110405_212532_000000433101_00144_47572_9393.N1	05-APR-2011 21:25:32	Bright	43.000	121	29Gam Vir	2.7400	7200.0	86	47572	No
98	GOM_NL__2PRFIN20110405_212947_000000643101_00144_47572_9394.N1	05-APR-2011 21:29:47	Bright	64.000	138	47Eps Vir	2.8280	4700.0	128	47572	No
99	GOM_NL__2PRFIN20110405_213811_000000403101_00144_47572_9395.N1	05-APR-2011 21:38:11	Bright	40.000	152	12Alp2CVn	2.8900	11000.	80	47572	No
100	GOM_NL__2PRFIN20110405_214126_000000353101_00144_47572_9396.N1	05-APR-2011 21:41:26	Bright	34.500	87	64Gam UMa	2.4330	11000.	69	47572	No
101	GOM_NL__2PRFIN20110405_214300_000000403101_00144_47572_9397.N1	05-APR-2011 21:43:00	Bright	40.000	32	77Eps UMa	1.7630	11000.	80	47572	No

102	GOM_NL__2PRFIN20110405_214923_000000403101_00144_47572_9398.N1	05-APR-2011 21:49:23	Bright	40.000	60	7Bet UMi	2.0810	3950.0	80	47572	No
103	GOM_NL__2PRFIN20110405_215144_000000493101_00144_47572_9399.N1	05-APR-2011 21:51:44	Bright	49.000	119	14Eta Dra	2.7270	4700.0	98	47572	No
104	GOM_NL__2PRFIN20110405_215905_000000393101_00144_47572_9400.N1	05-APR-2011 21:59:05	Bright	38.500	89	5Alp Cep	2.4510	8000.0	77	47572	No
105	GOM_NL__2PRFIN20110405_220351_000000493101_00144_47572_9401.N1	05-APR-2011 22:03:51	Bright	48.500	144	18Del Cyg	2.8600	11000.	97	47572	No
106	GOM_NL__2PRFIN20110405_220557_000000523101_00144_47572_9402.N1	05-APR-2011 22:05:57	Bright	52.000	66	37Gam Cyg	2.2080	5900.0	104	47572	No
107	GOM_NL__2PRFIN20110405_220808_000000463101_00144_47572_9403.N1	05-APR-2011 22:08:08	Bright	46.000	92	53Eps Cyg	2.5000	4500.0	92	47572	No
108	GOM_NL__2PRFIN20110405_221455_000000503101_00144_47572_9404.N1	05-APR-2011 22:14:55	Tw_i_and_stray	49.500	61	8Eps Peg	2.1000	3900.0	99	47572	No
109	GOM_NL__2PRFIN20110405_221938_000000473101_00144_47572_9405.N1	05-APR-2011 22:19:38	Dark	46.500	154	22Bet Aqr	2.8990	5700.0	93	47572	No
110	GOM_NL__2PRFIN20110405_223350_000000573101_00144_47572_9406.N1	05-APR-2011 22:33:50	Dark	56.500	103	38Zet Sgr	2.6000	9700.0	113	47572	No
111	GOM_NL__2PRFIN20110405_223727_000000613101_00145_47573_9404.N1	05-APR-2011 22:37:27	Dark	60.500	38	20Eps Sgr	1.8360	11000.	121	47573	No
112	GOM_NL__2PRFIN20110405_224139_000000613101_00145_47573_9405.N1	05-APR-2011 22:41:39	Dark	61.000	25	35Lam Sco	1.6200	28000.	122	47573	No
113	GOM_NL__2PRFIN20110405_224919_000000453101_00145_47573_9406.N1	05-APR-2011 22:49:19	Straylight	44.500	78	Alp Lup	2.3040	28000.	89	47573	No
114	GOM_NL__2PRFIN20110405_225055_000000483101_00145_47573_9407.N1	05-APR-2011 22:50:55	Straylight	47.500	81	Eta Cen	2.3560	28000.	95	47573	No
115	GOM_NL__2PRFIN20110405_225330_000000483101_00145_47573_9408.N1	05-APR-2011 22:53:30	Straylight	48.000	54	5The Cen	2.0550	4500.0	96	47573	No
116	GOM_NL__2PRFIN20110405_225907_000000443101_00145_47573_9409.N1	05-APR-2011 22:59:07	Tw_i_and_stray	44.000	106	9Bet Crv	2.6480	5600.0	88	47573	No
117	GOM_NL__2PRFIN20110405_230111_000000453101_00145_47573_9410.N1	05-APR-2011 23:01:11	Tw_i_and_stray	44.500	163	7Del Crv	2.9450	11000.	89	47573	No
118	GOM_NL__2PRFIN20110405_230238_000000583101_00145_47573_9411.N1	05-APR-2011 23:02:38	Bright	58.000	15	67Alp Vir	0.97600	28000.	116	47573	No
119	GOM_NL__2PRFIN20110405_230546_000000413101_00145_47573_9412.N1	05-APR-2011 23:05:46	Bright	40.500	121	29Gam Vir	2.7400	7200.0	81	47573	No
120	GOM_NL__2PRFIN20110405_231000_000000453101_00145_47573_9413.N1	05-APR-2011 23:10:00	Bright	45.000	138	47Eps Vir	2.8280	4700.0	90	47573	No
121	GOM_NL__2PRFIN20110405_231824_000000423101_00145_47573_9414.N1	05-APR-2011 23:18:24	Bright	42.000	152	12Alp2CVn	2.8900	11000.	84	47573	No
122	GOM_NL__2PRFIN20110405_232139_000000373101_00145_47573_9415.N1	05-APR-2011 23:21:39	Bright	36.500	87	64Gam UMa	2.4330	11000.	73	47573	No
123	GOM_NL__2PRFIN20110405_232314_000000413101_00145_47573_9416.N1	05-APR-2011 23:23:14	Bright	40.500	32	77Eps UMa	1.7630	11000.	81	47573	No
124	GOM_NL__2PRFIN20110405_232937_000000413101_00145_47573_9417.N1	05-APR-2011 23:29:37	Bright	41.000	60	7Bet UMi	2.0810	3950.0	82	47573	No
125	GOM_NL__2PRFIN20110405_233157_000000473101_00145_47573_9418.N1	05-APR-2011 23:31:57	Bright	46.500	119	14Eta Dra	2.7270	4700.0	93	47573	No
126	GOM_NL__2PRFIN20110405_233918_000000393101_00145_47573_9419.N1	05-APR-2011 23:39:18	Bright	38.500	89	5Alp Cep	2.4510	8000.0	77	47573	No
127	GOM_NL__2PRFIN20110405_234405_000000723101_00145_47573_9420.N1	05-APR-2011 23:44:05	Bright	72.000	144	18Del Cyg	2.8600	11000.	144	47573	No
128	GOM_NL__2PRFIN20110405_234611_000000483101_00145_47573_9421.N1	05-APR-2011 23:46:11	Bright	48.000	66	37Gam Cyg	2.2080	5900.0	96	47573	No
129	GOM_NL__2PRFIN20110405_234822_000000463101_00145_47573_9422.N1	05-APR-2011 23:48:22	Bright	46.000	92	53Eps Cyg	2.5000	4500.0	92	47573	No
130	GOM_NL__2PRFIN20110405_235509_000000473101_00145_47573_9423.N1	05-APR-2011 23:55:09	Tw_i_and_stray	47.000	61	8Eps Peg	2.1000	3900.0	94	47573	No
131	GOM_NL__2PRFIN20110405_235952_000000453101_00145_47573_9424.N1	05-APR-2011 23:59:52	Dark	44.500	154	22Bet Aqr	2.8990	5700.0	89	47573	No

3. Quality information per product

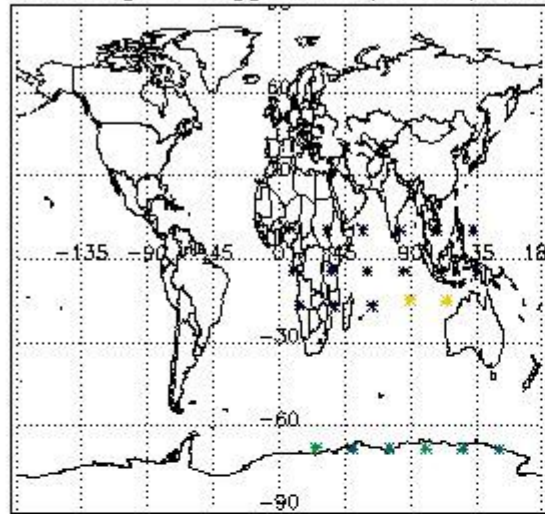
In this section it is plotted some information contained in the Quality Summary data set of the level 2 products. Only products in dark limb conditions and without errors (error flag in the MPH set to "0") are used.

3.1 Plot quality information per product (time dependant)

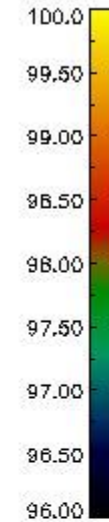
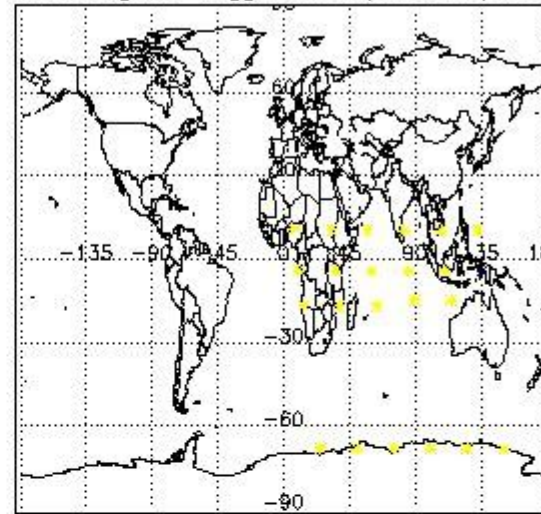


3.2 Plot quality information per product (world map)

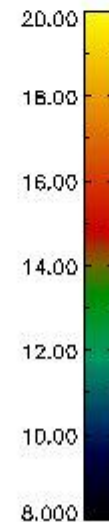
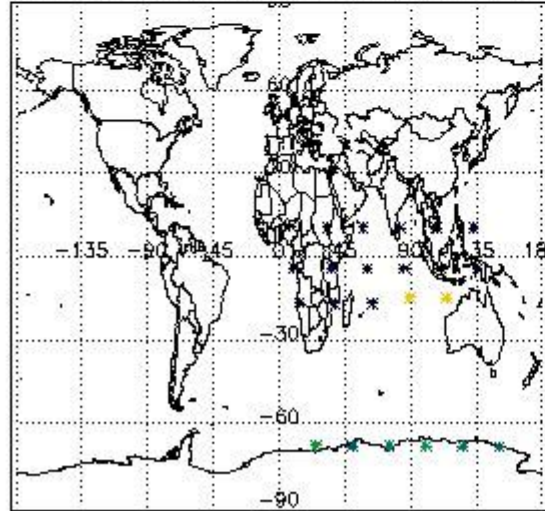
Percentage of flagged data per O3 profile



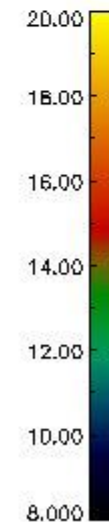
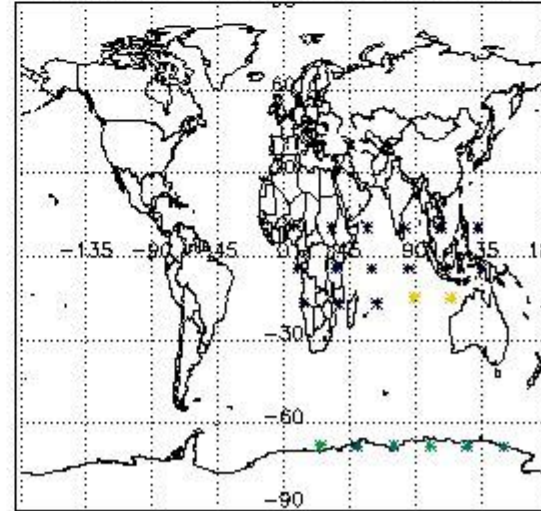
Percentage of flagged data per H2O profile



Percentage of flagged data per NO2 profile



Percentage of flagged data per NO3 profile

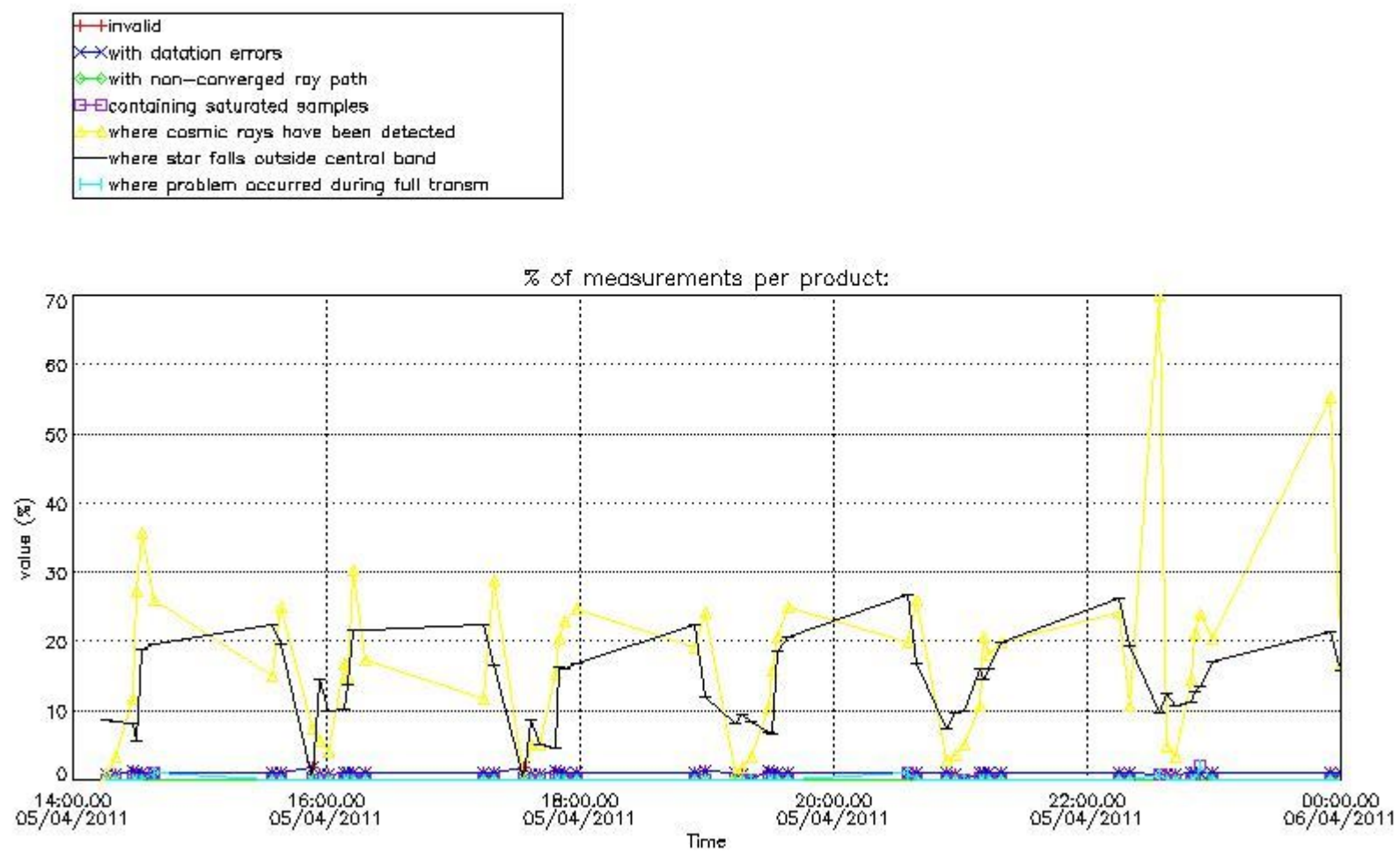


4. Level 1 quality information per product

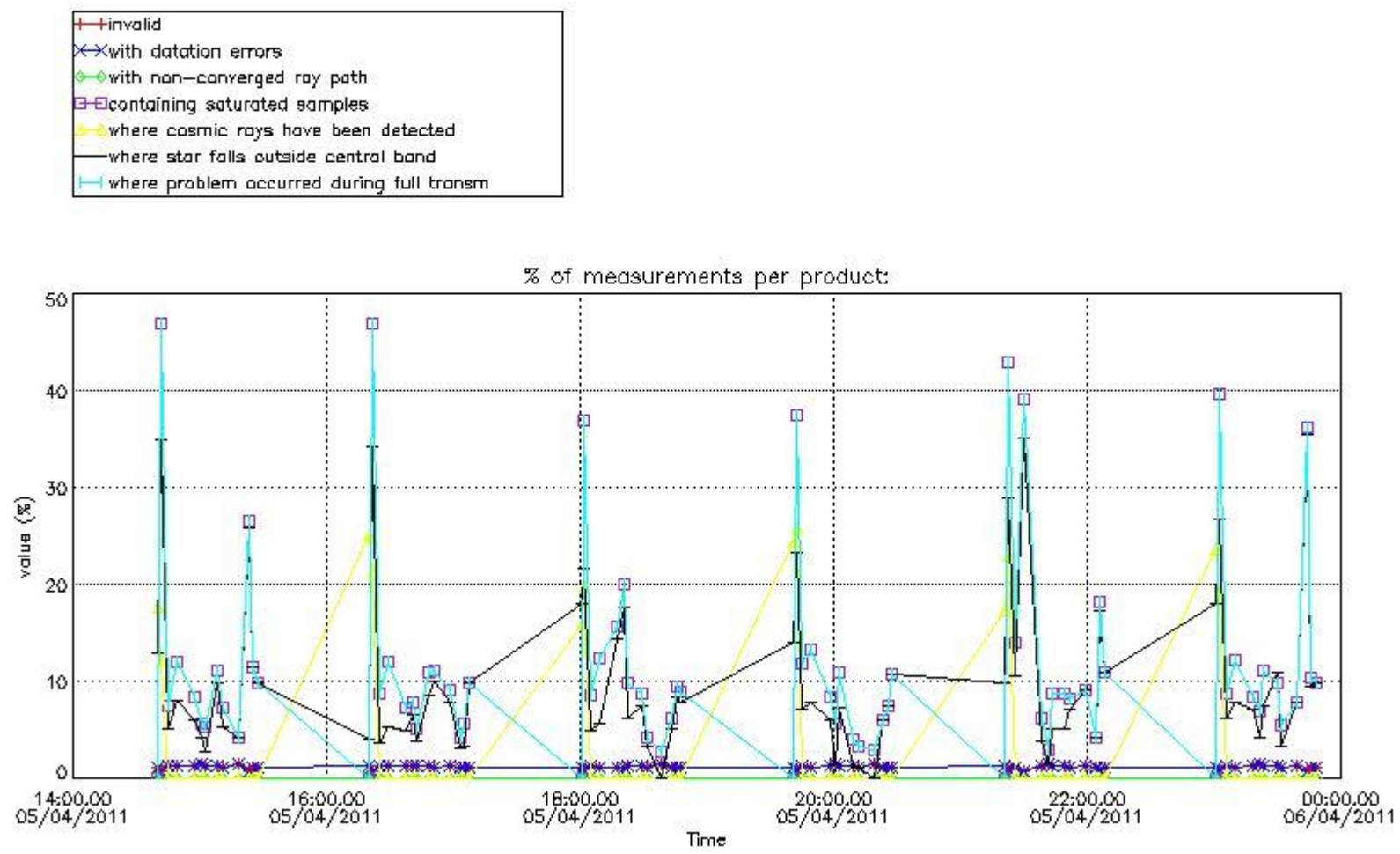
In this section it is plotted some information contained in the Quality Summary data set of the level 2 products that comes from the level 1b processing. Products without errors (error flag in the MPH set to "0") are used.

4.1 Plot quality information per product (time dependant) coming from level 1b processing

4.1.1 Plot level 1 quality information per product (time dependant): ENVISAT ASCENDING passes



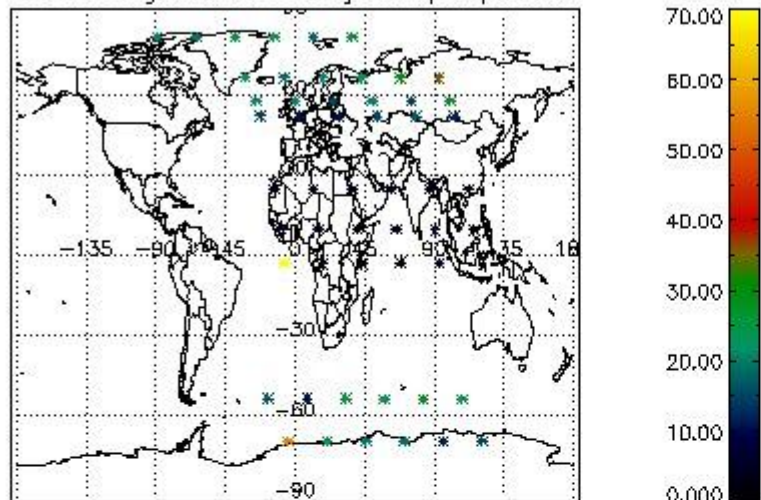
4.1.2 Plot level 1 quality information per product (time dependant): ENVI SAT DESCENDING passes



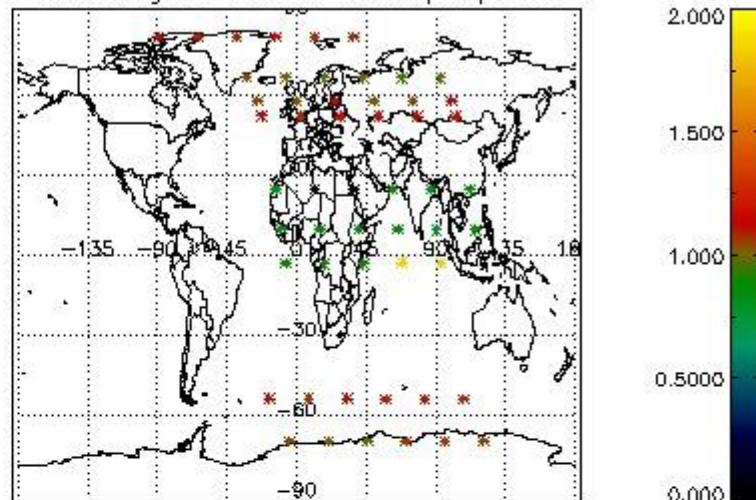
4.2 Plot quality information per product coming from level 1b processing (world map)

4.2.1 Plot level 1 quality information per product (world map): ENVISAT ASCENDING passes

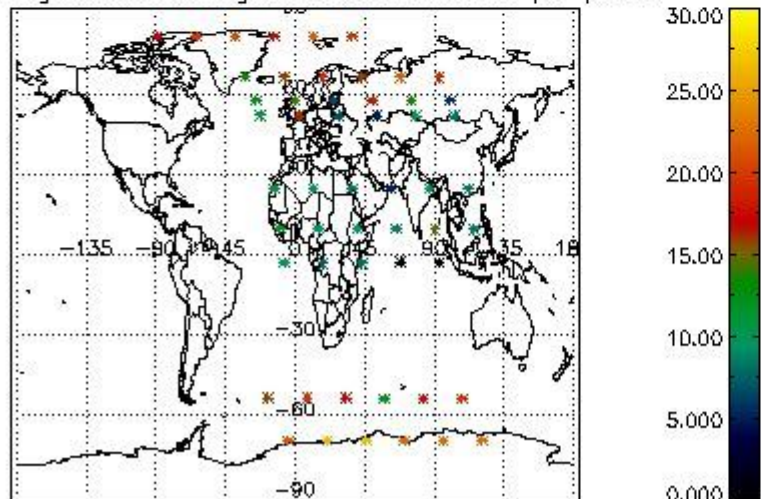
Percentage of cosmic ray hits per profile



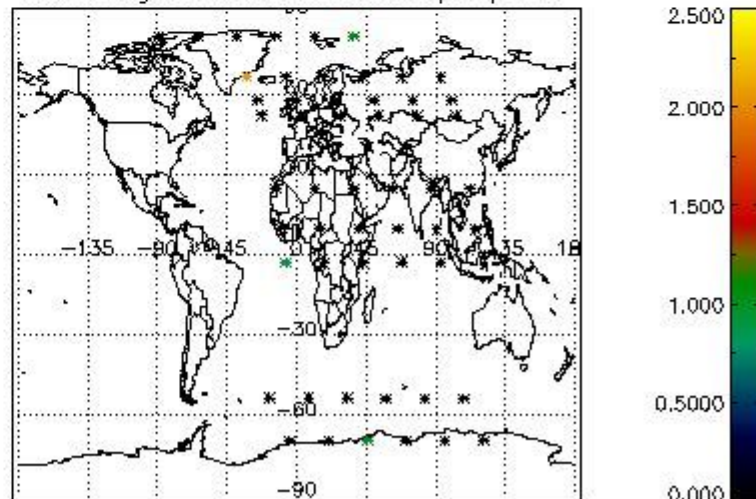
Percentage of datation errors per profile



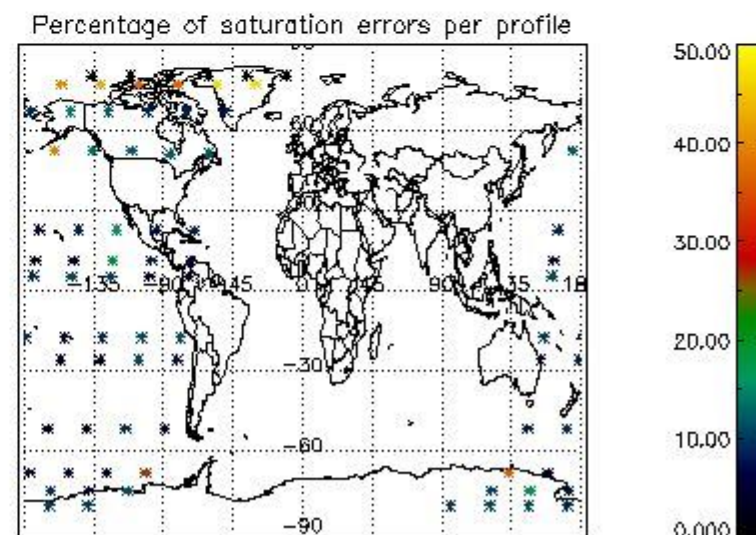
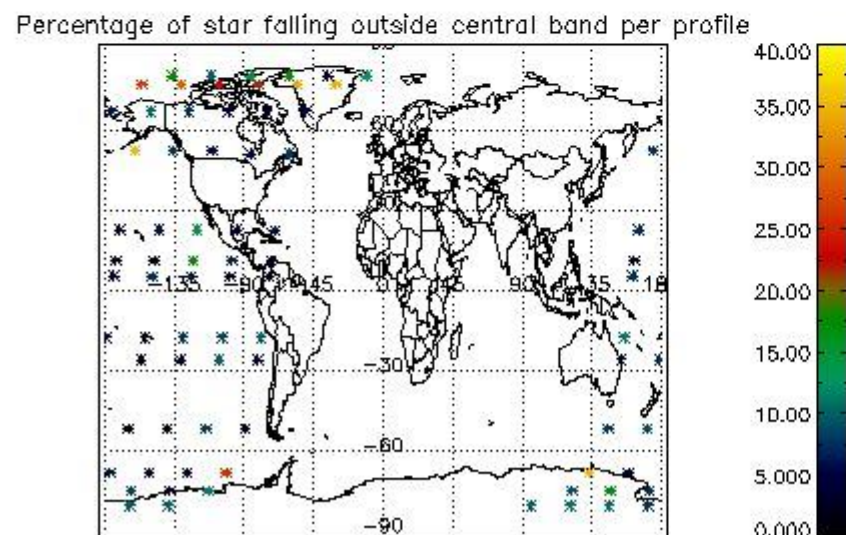
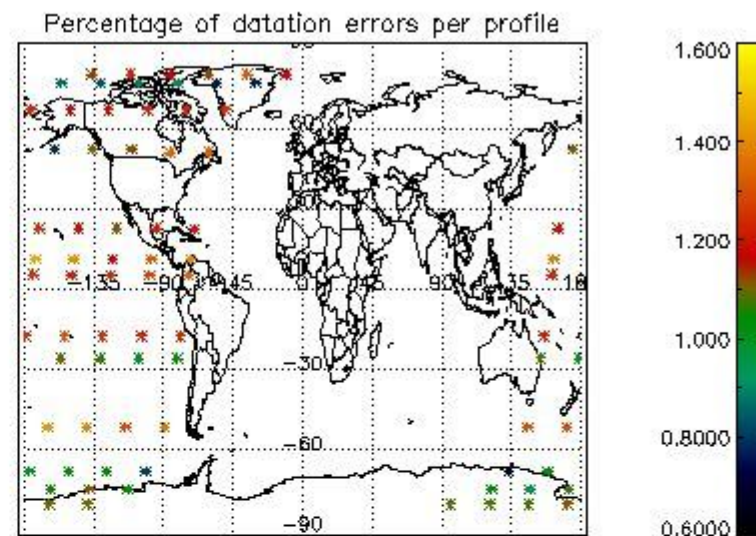
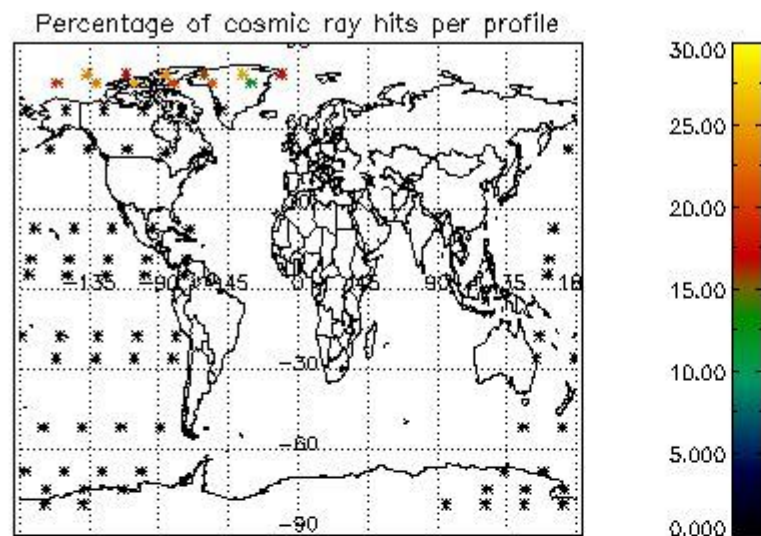
Percentage of star falling outside central band per profile



Percentage of saturation errors per profile



4.2.2 Plot level 1 quality information per product (world map): ENVISAT DESCENDING passes



5. Trace gas profiles

5.1 Ozone statistics based on quality of products

The final quality of the products can be "measured" using the STD (Standard Deviation) attached to every point profile. This information is written to the parameter GOM_NL__2P/NL_LOCAL_SPECIES_DENSITY/o3_std of the level 2 products. The table below shows the statistics for given STD ranges.

The statistics are given with respect to the overall valid production:

- Products without fatal errors: GOM_NL__2P/MPH/PRODUCT_ERR=0
- Valid point profile: GOM_NL__2P/NL_LOCAL_SPECIES_DENSITY/pcd(0)=0

The 'Criteria' is applied to valid points of dark limb products:

- Products in dark limb illumination condition: GOM_NL__2P/NL_SUMMARY_QUALITY/obs_ill_cond=0
- Products without fatal errors: GOM_NL__2P/MPH/PRODUCT_ERR=0
- Valid point profile: GOM_NL__2P/NL_LOCAL_SPECIES_DENSITY/pcd(0)=0

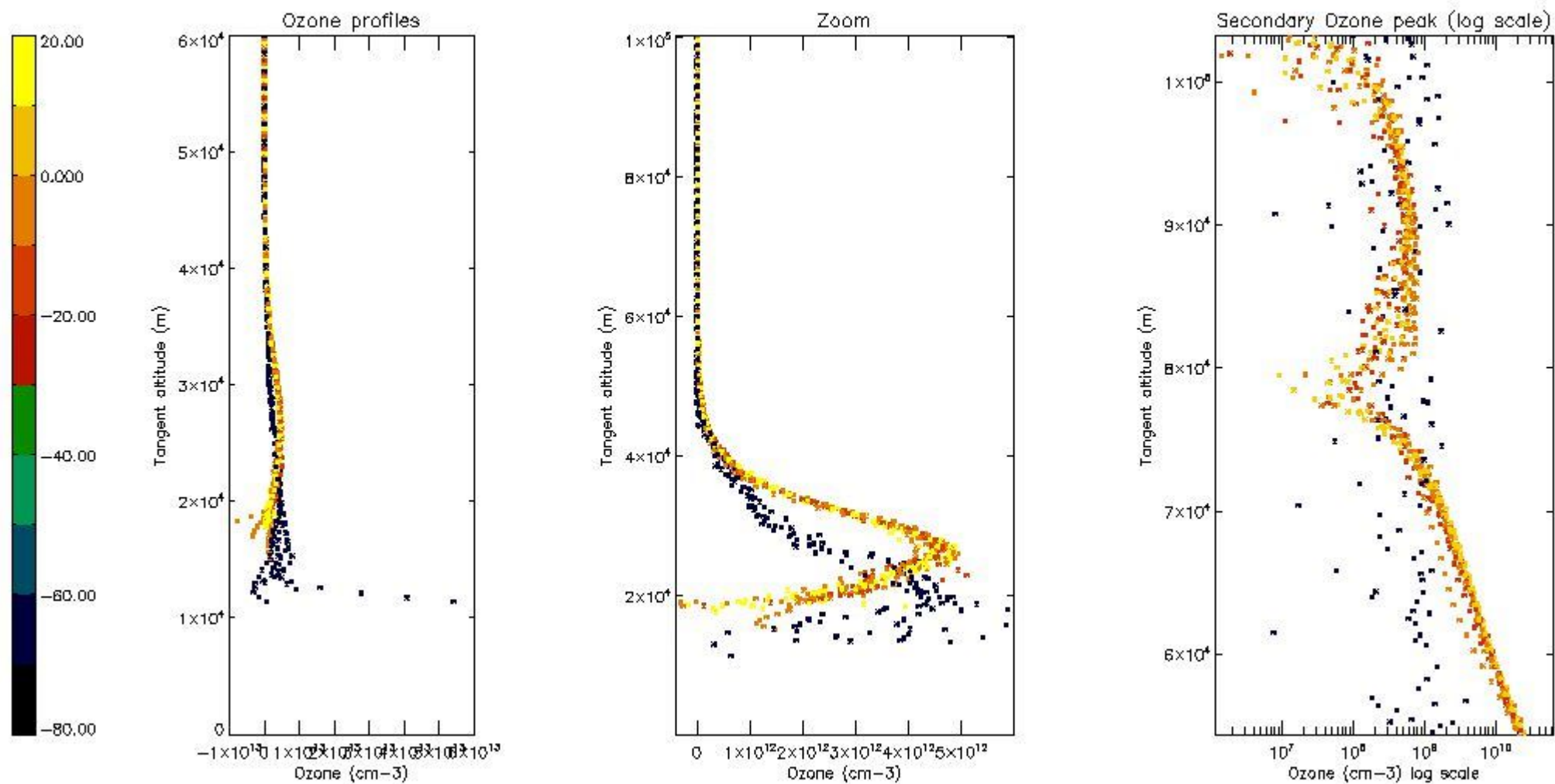
So, the table below shows the percentage of dark limb and valid observations for each criteria with respect to the overall valid daily observations.

Criteria	% of total production
All STD	21
STD < 20	12

STD < 10	9
STD < 5	7

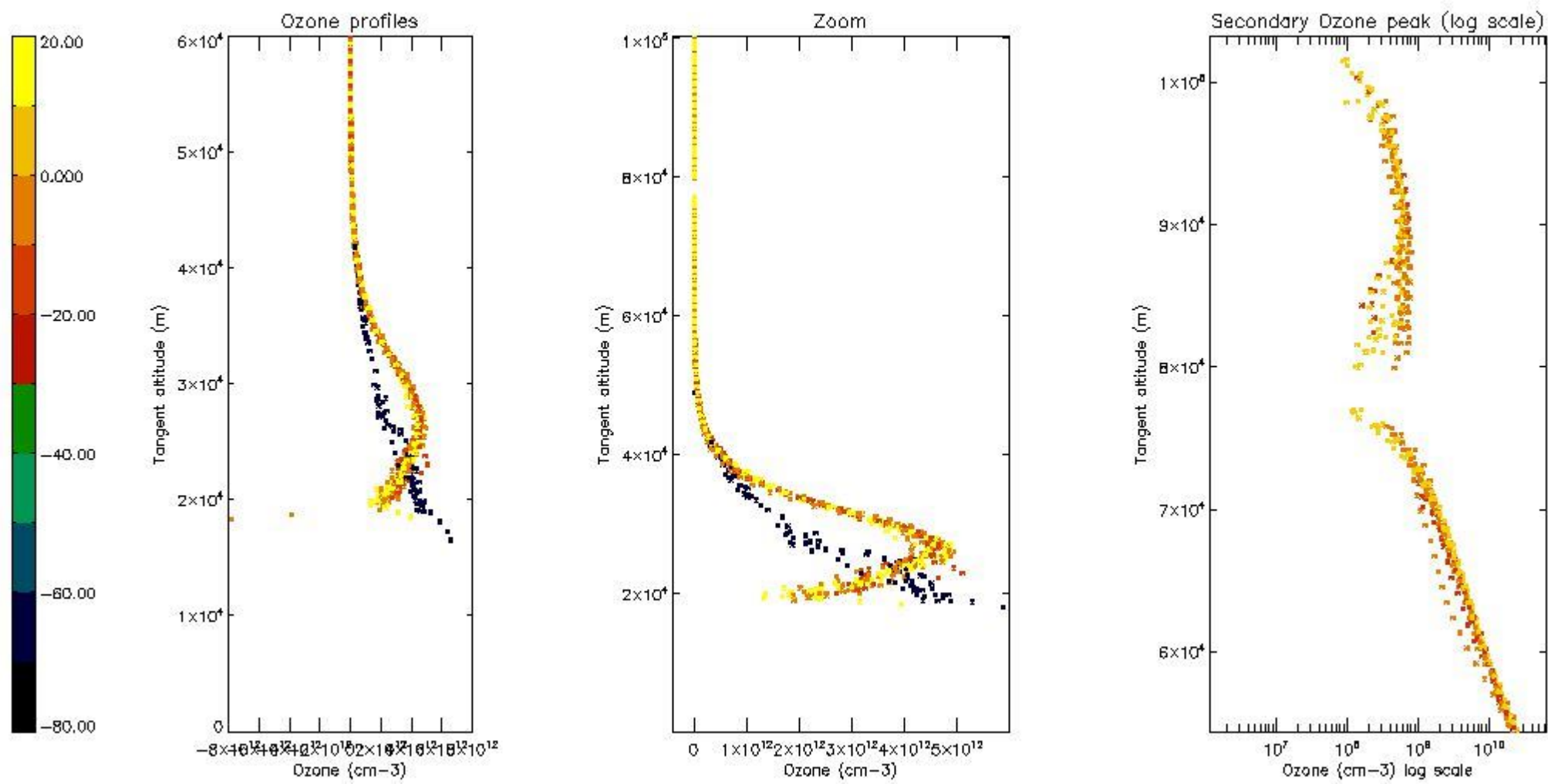
5.2 Plot ozone profiles for all STD (dark without errors)

The colorbar represents the latitude.



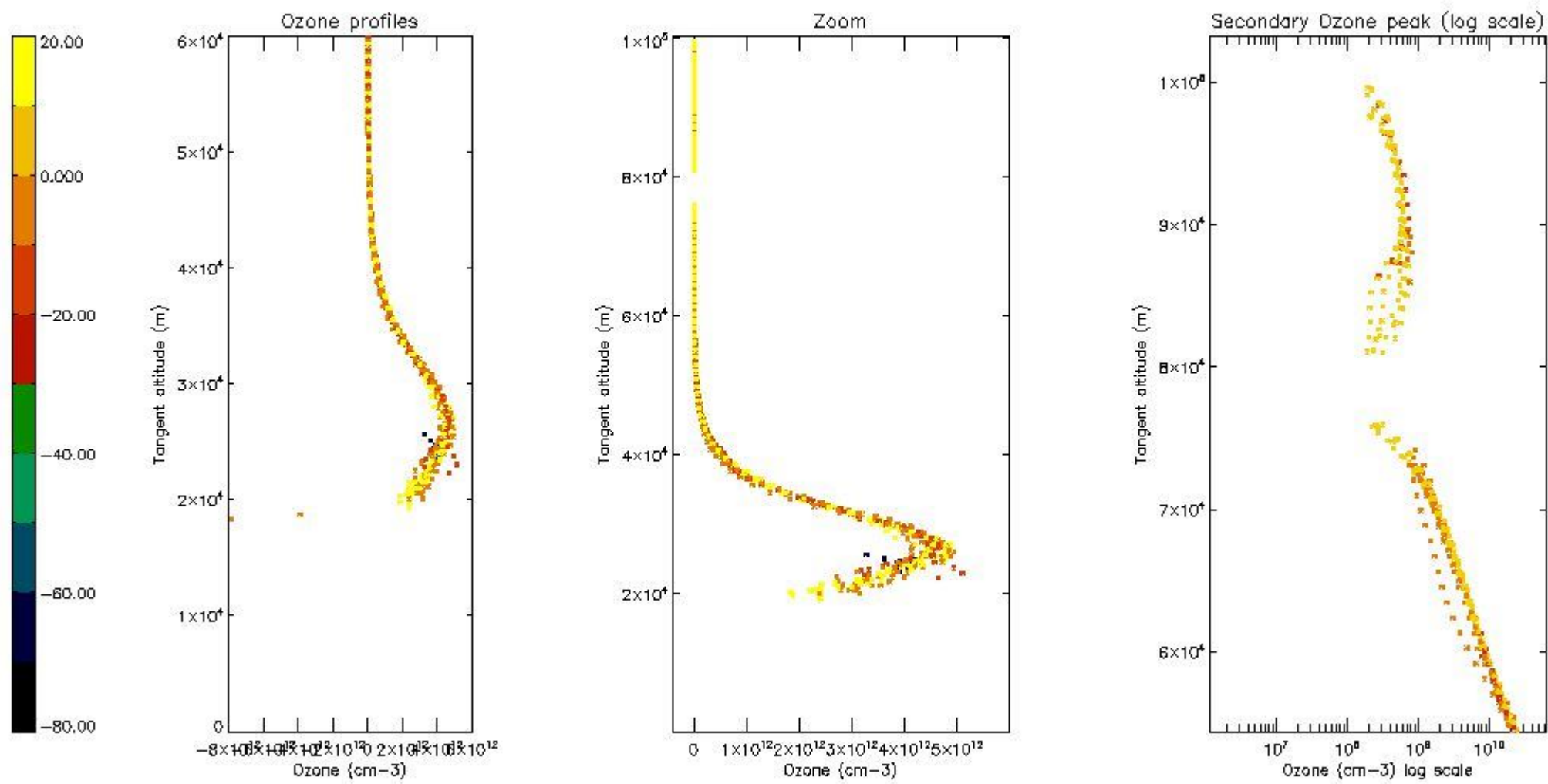
5.3 Plot ozone profiles where STD < 20% (dark without errors)

The colorbar represents the latitude.



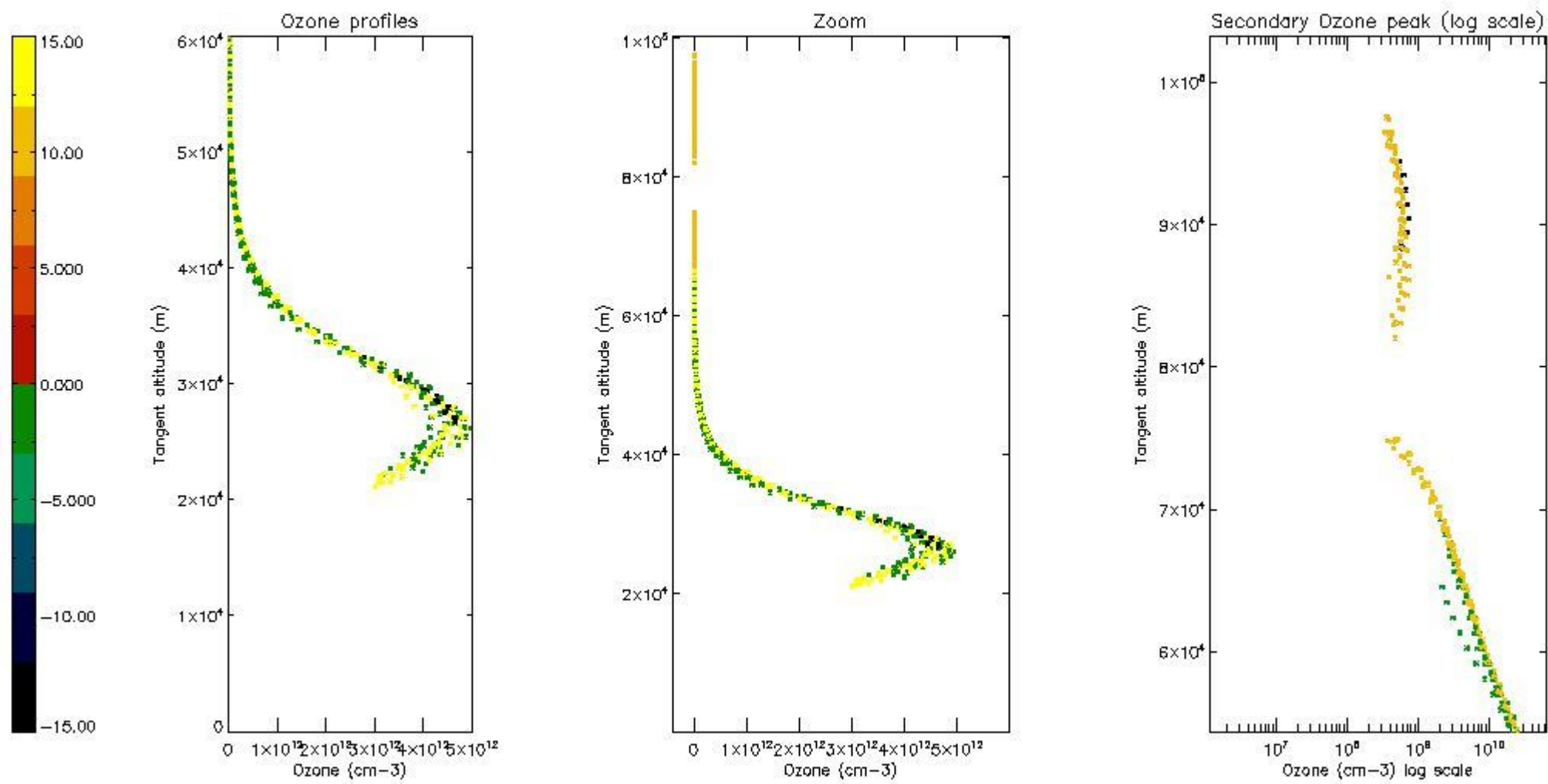
5.4 Plot ozone profiles where STD < 10% (dark without errors)

The colorbar represents the latitude.



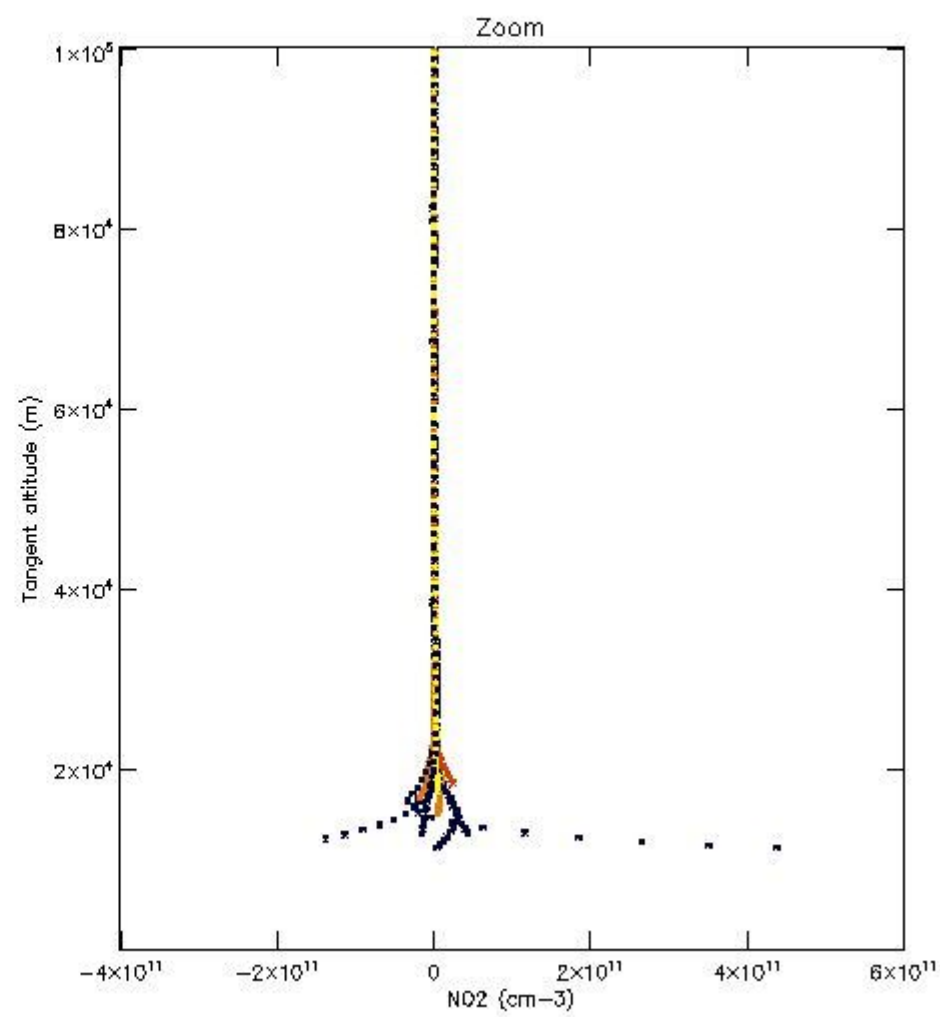
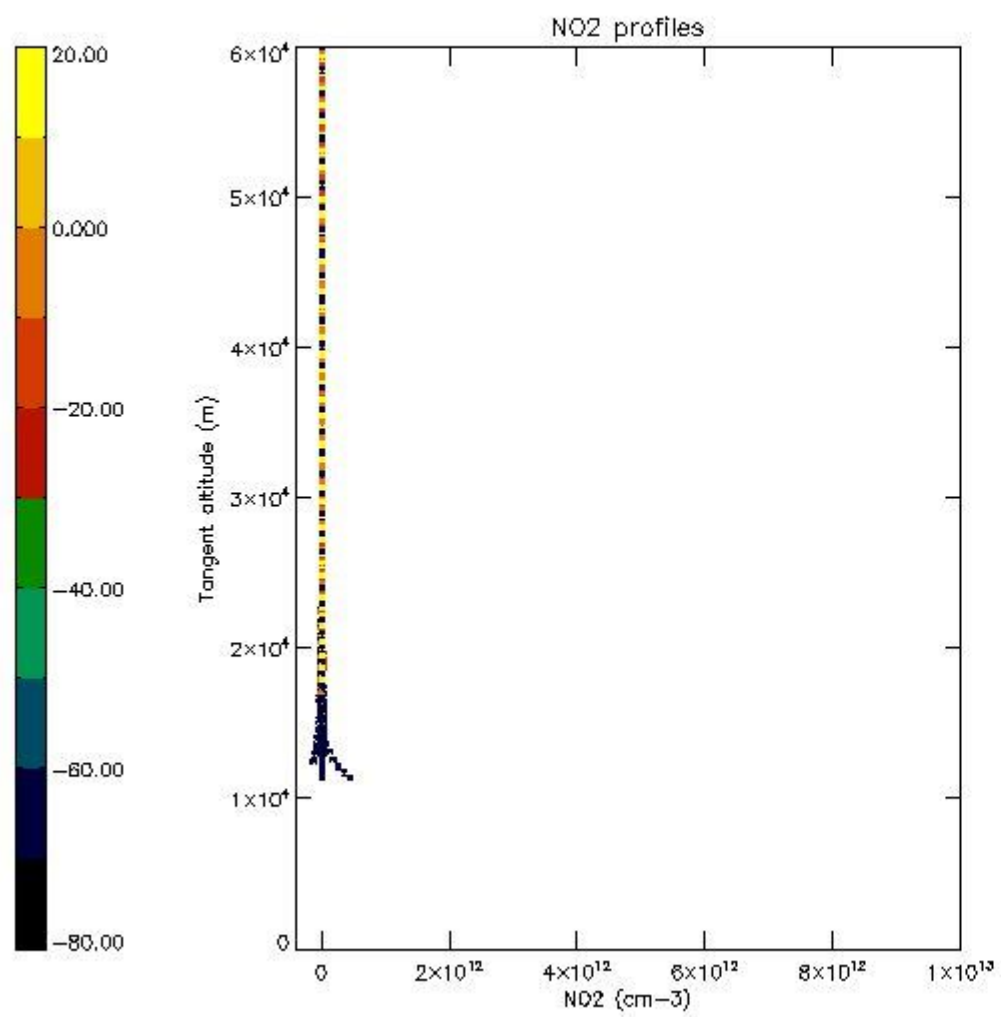
5.5 Plot ozone profiles where STD < 5% (dark without errors)

The colorbar represents the latitude.



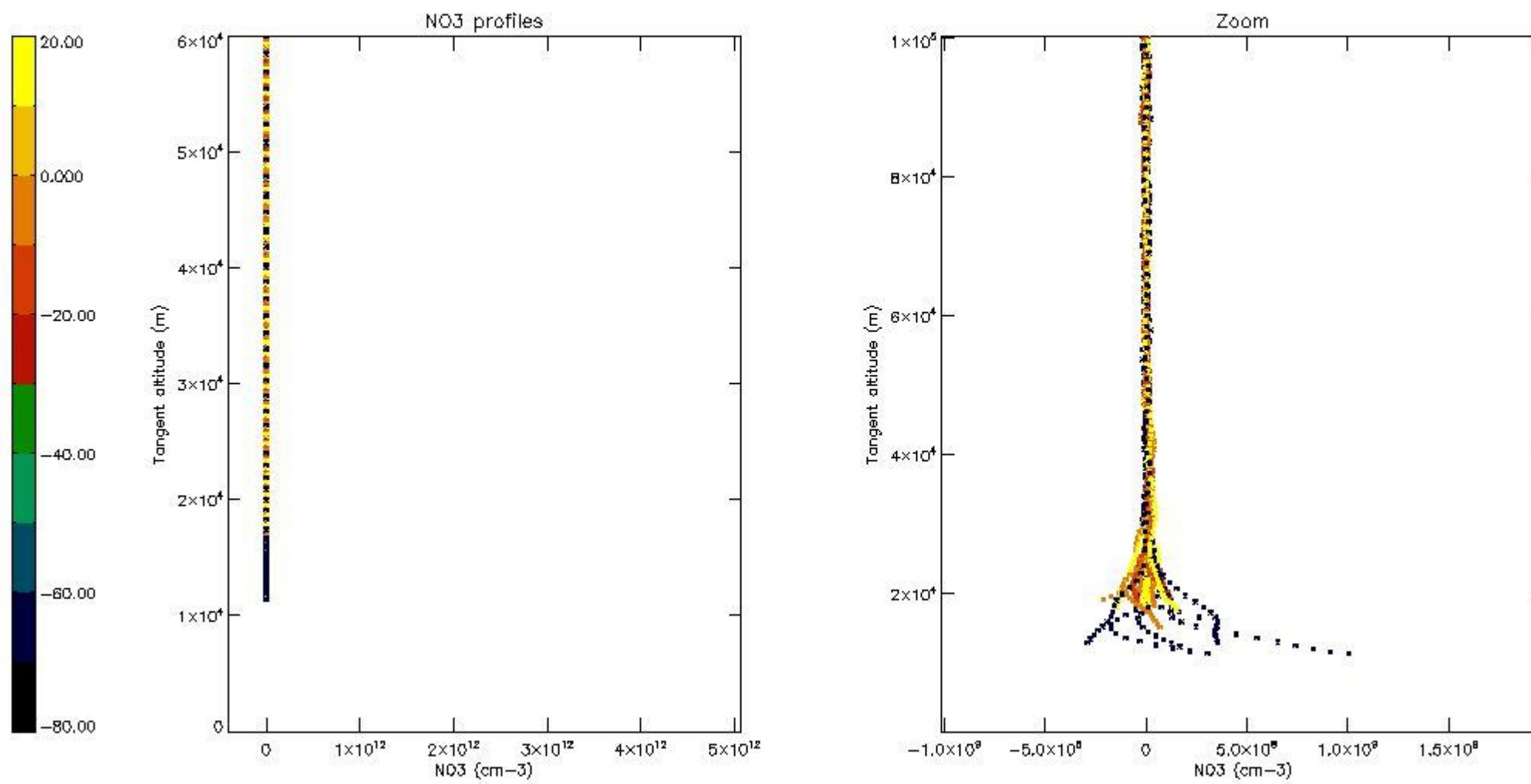
5.6 Plot NO₂ profiles for all STD (dark without errors)

The colorbar represents the latitude.



5.7 Plot NO3 profiles for all STD (dark without errors)

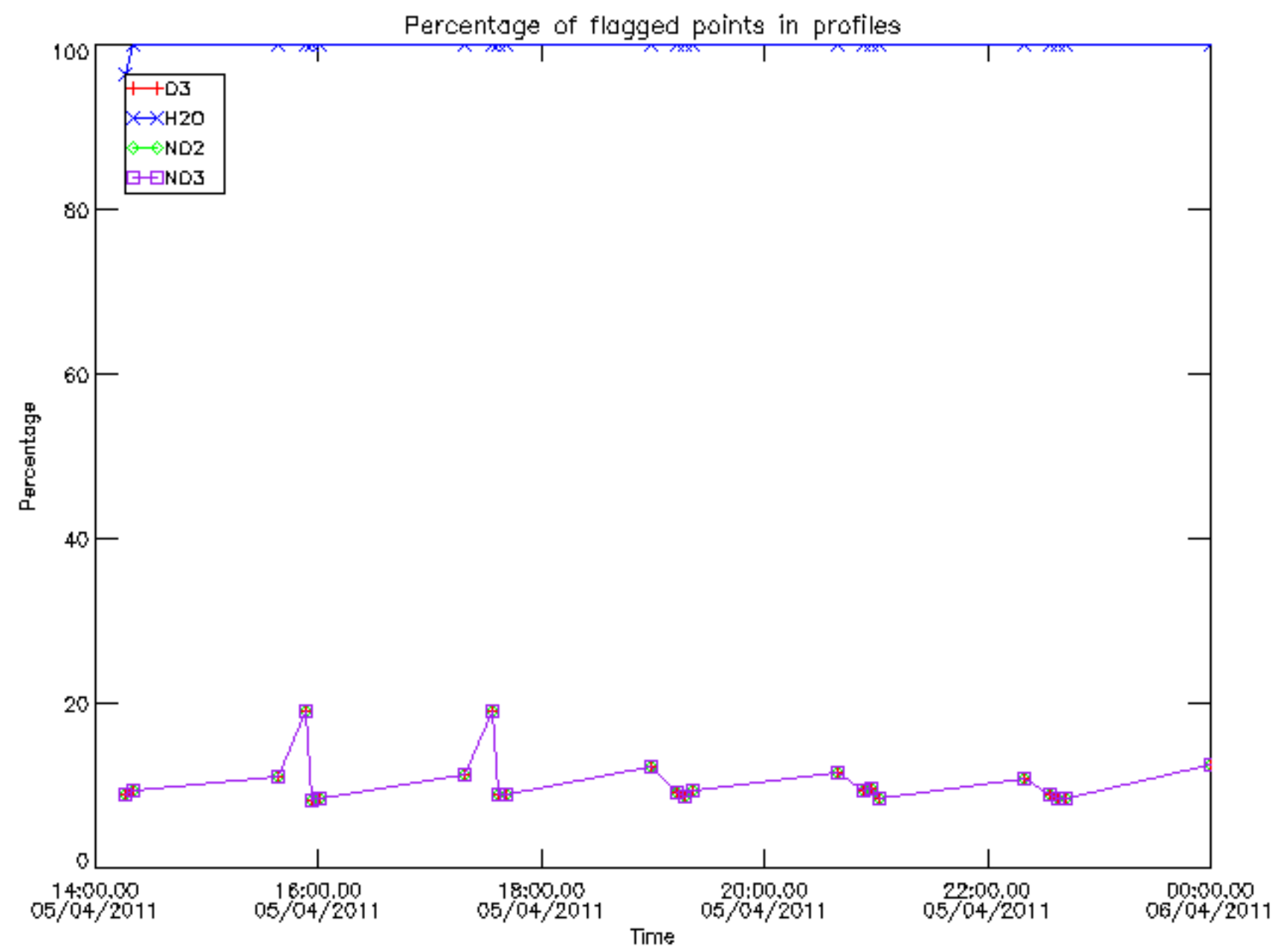
The colorbar represents the latitude.



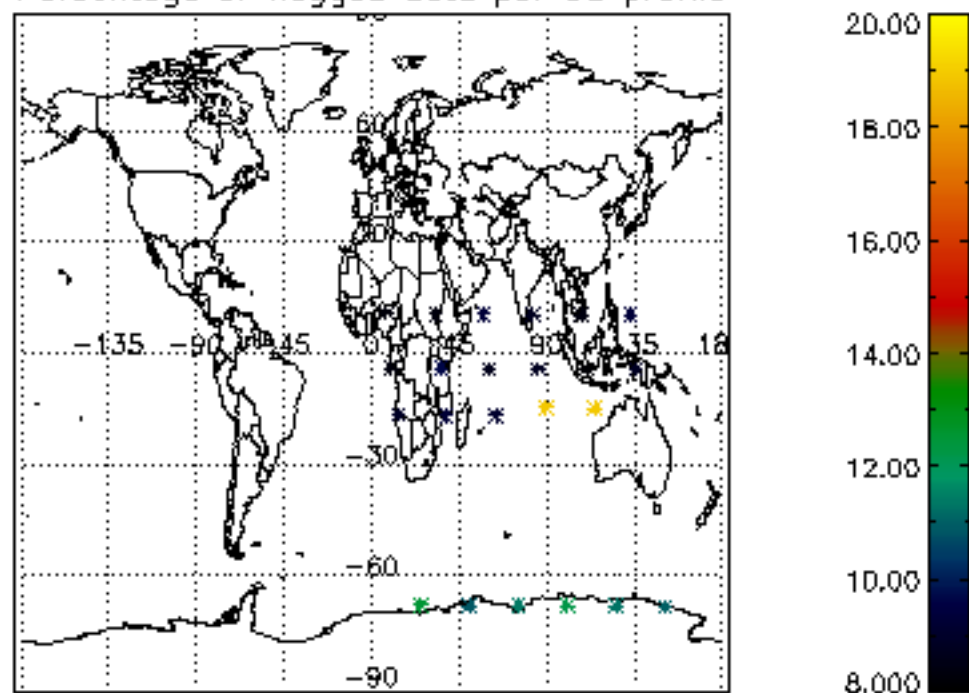
6. Auxiliary Data Files used for the production reported in section 2

The number reported in the third column indicates since which file (see list in section 2) the corresponding auxiliary file has been used. The fourth column is the date of those product files.

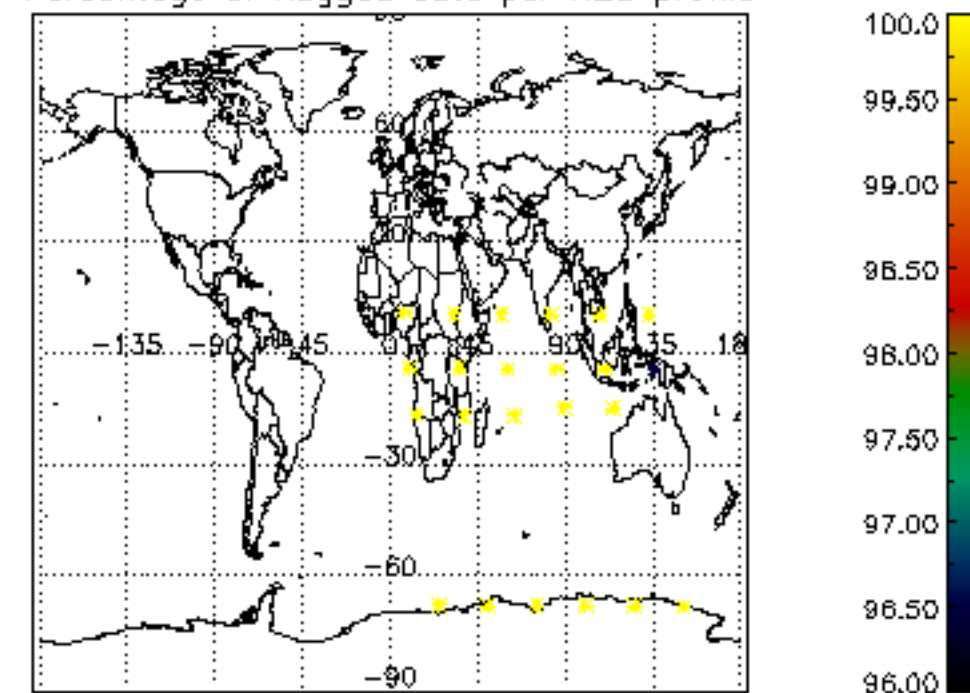
Type	Auxiliary Filename	Used since product	Used since product date
INST_PHYS_CHARACTERISTICS	GOM_INS_AXVIEC20091111_143220_20030716_120000_20500101_000000	1	05-APR-2011 14:16:10
LEVEL-2_PROC_CONFIG	GOM_PR2_AXVIEC20091111_152718_20020301_000000_20500101_000000	1	05-APR-2011 14:16:10
CROSS_SECTIONS_FILE	GOM_CRS_AXVIEC20091111_154832_20020301_000000_20500101_000000	1	05-APR-2011 14:16:10



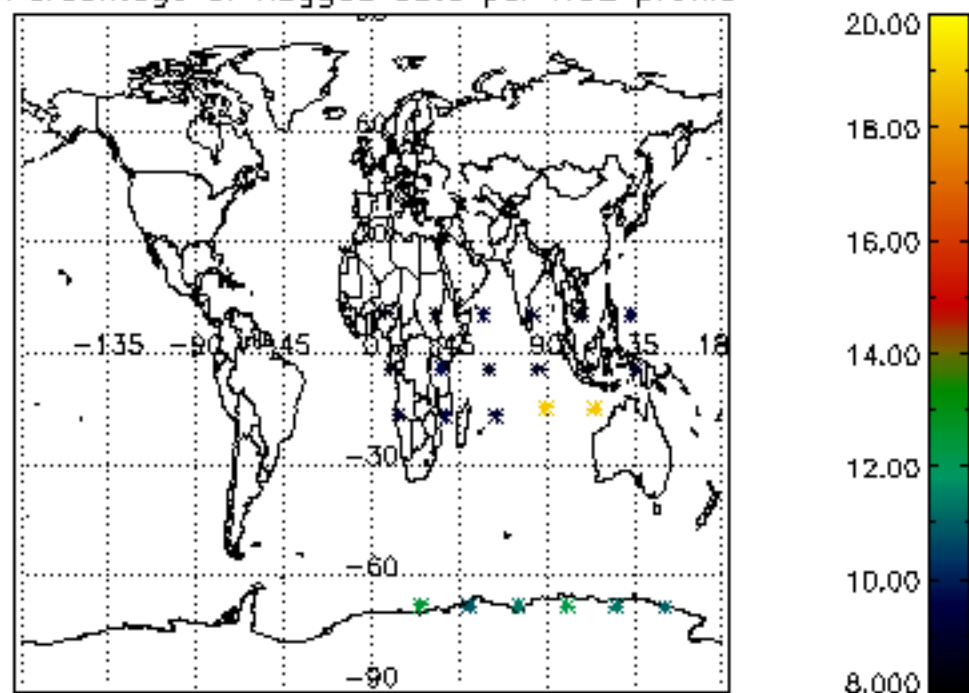
Percentage of flagged data per D3 profile



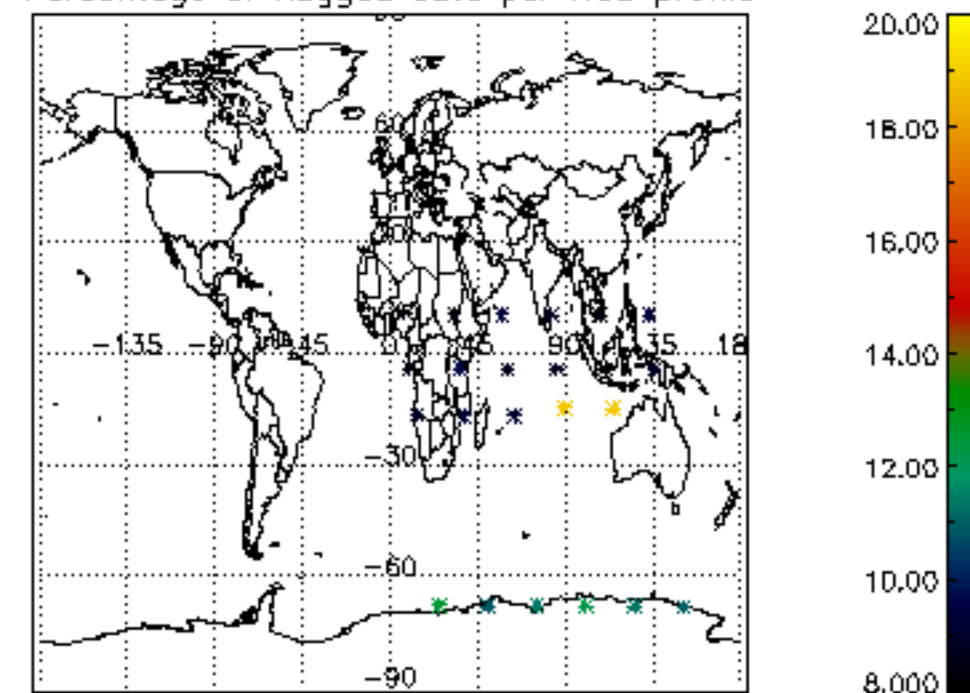
Percentage of flagged data per H2O profile

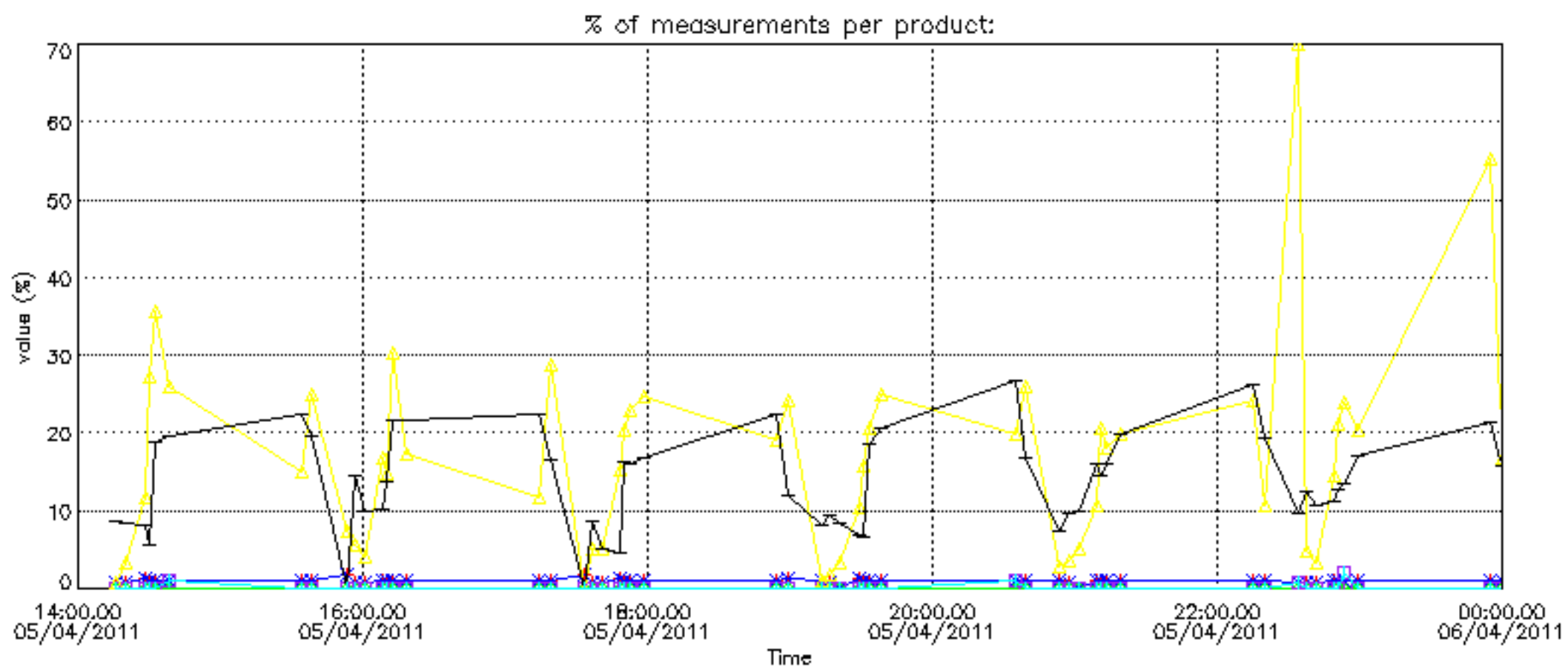


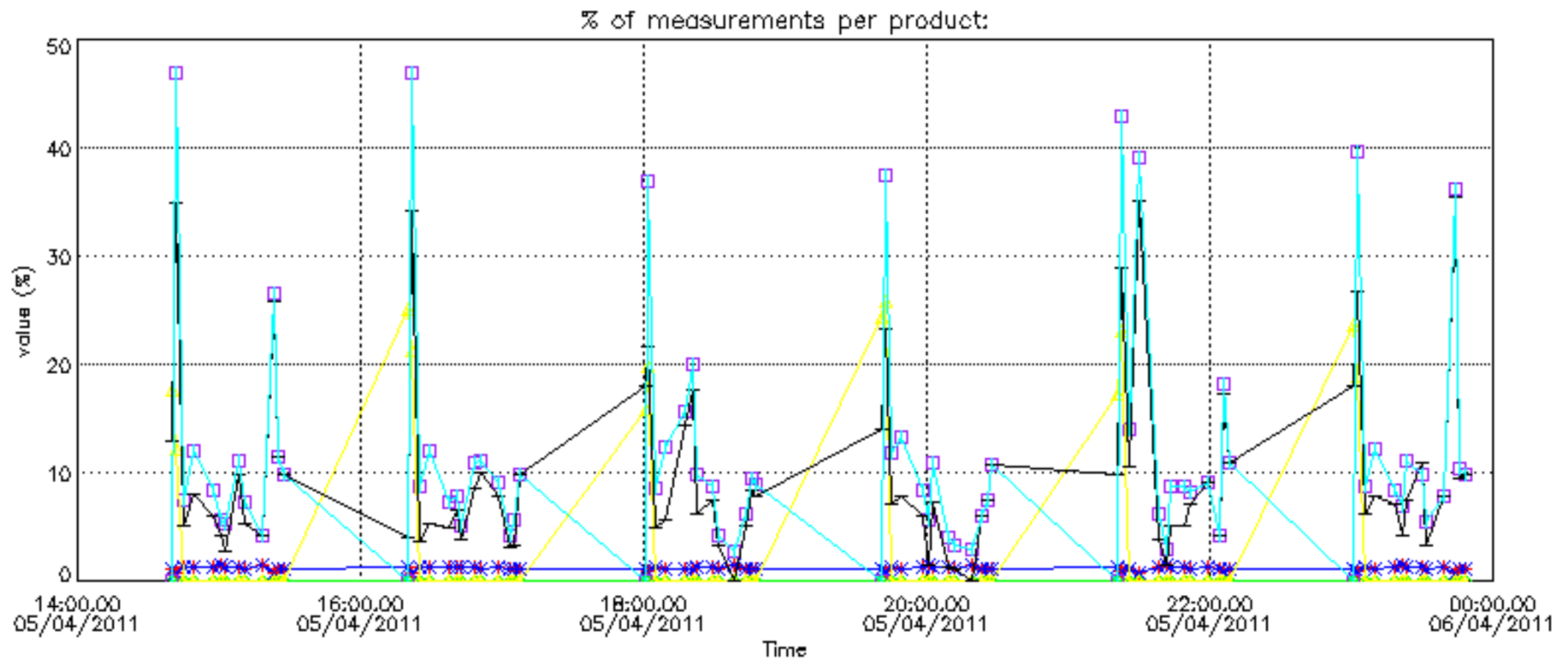
Percentage of flagged data per NO2 profile



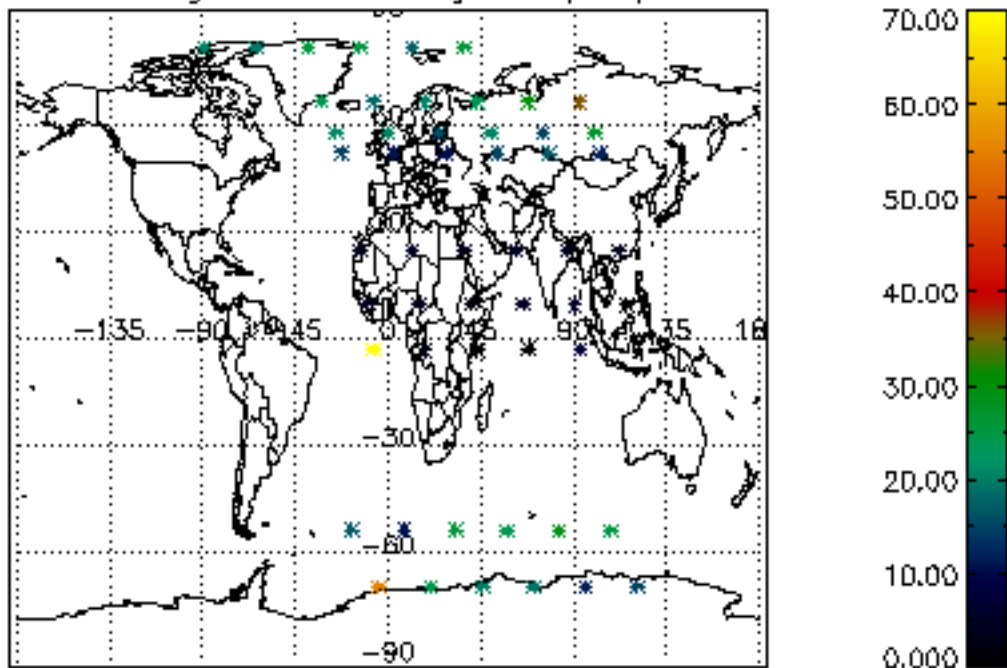
Percentage of flagged data per NO3 profile



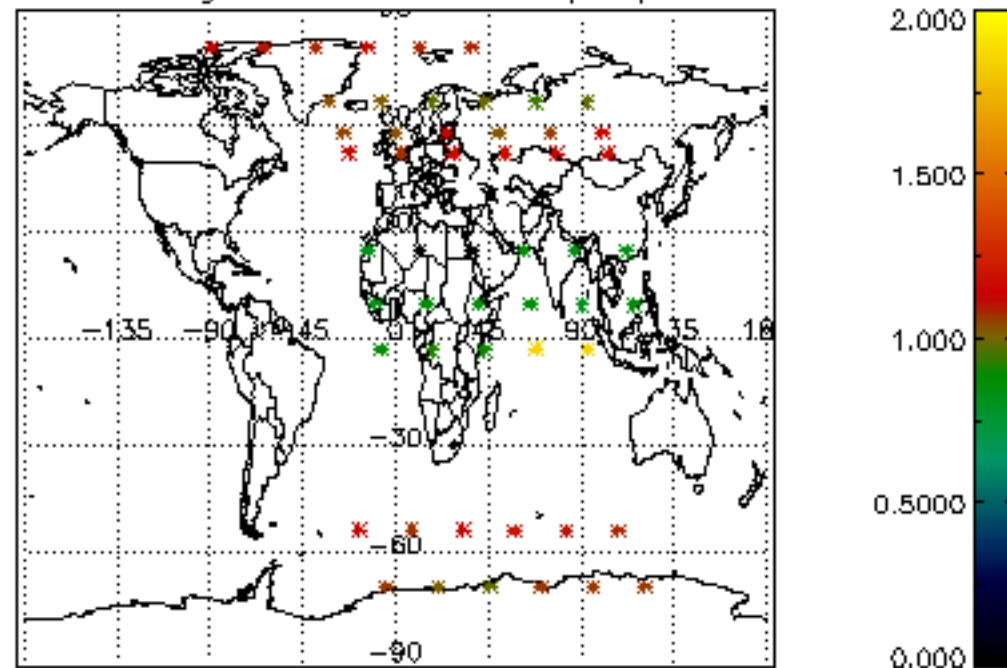




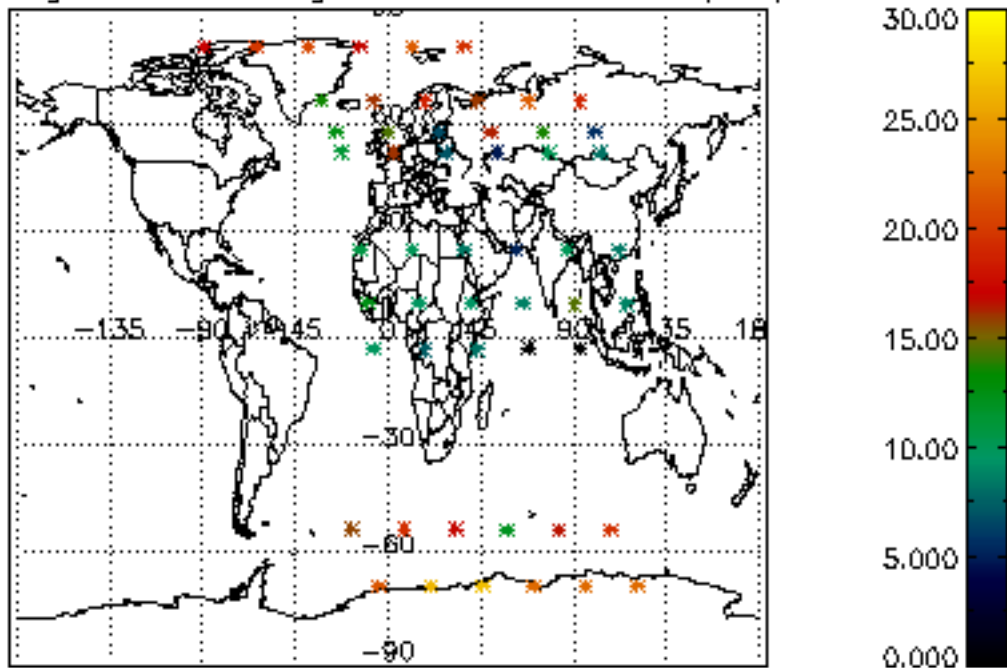
Percentage of cosmic ray hits per profile



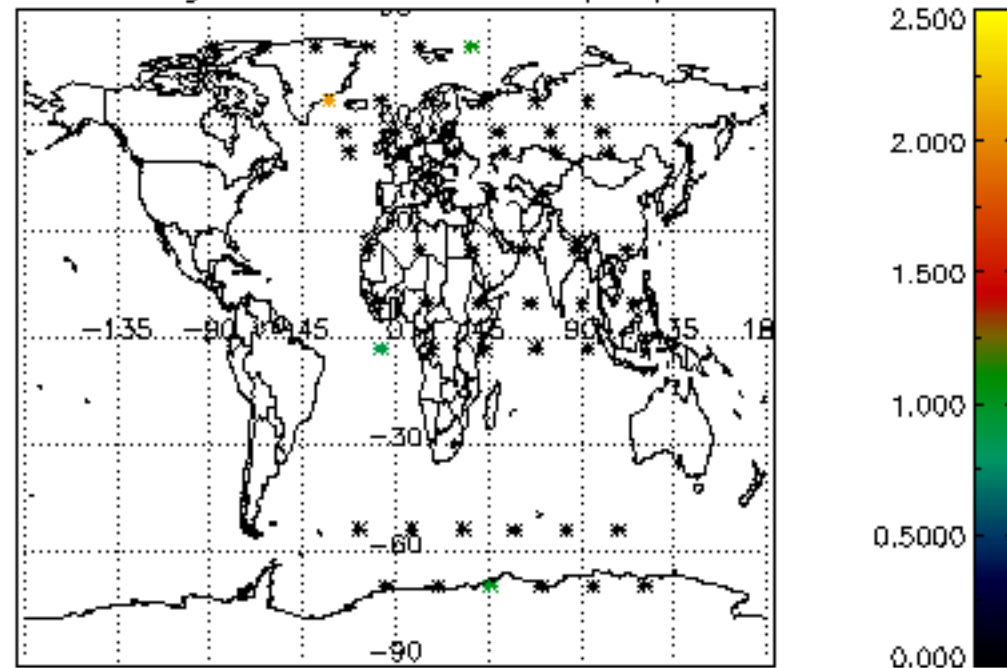
Percentage of datation errors per profile



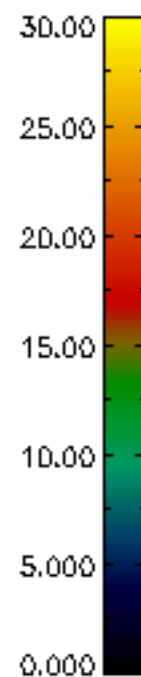
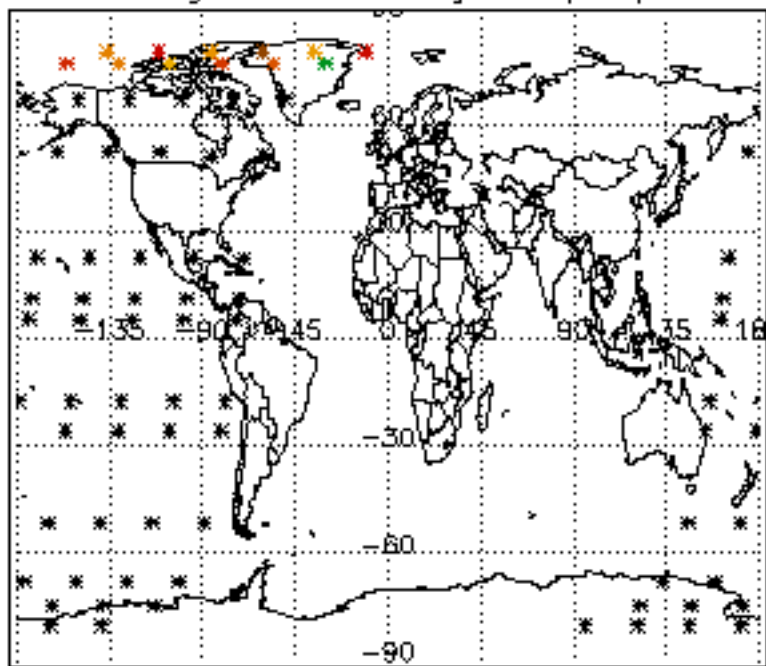
Percentage of star falling outside central band per profile




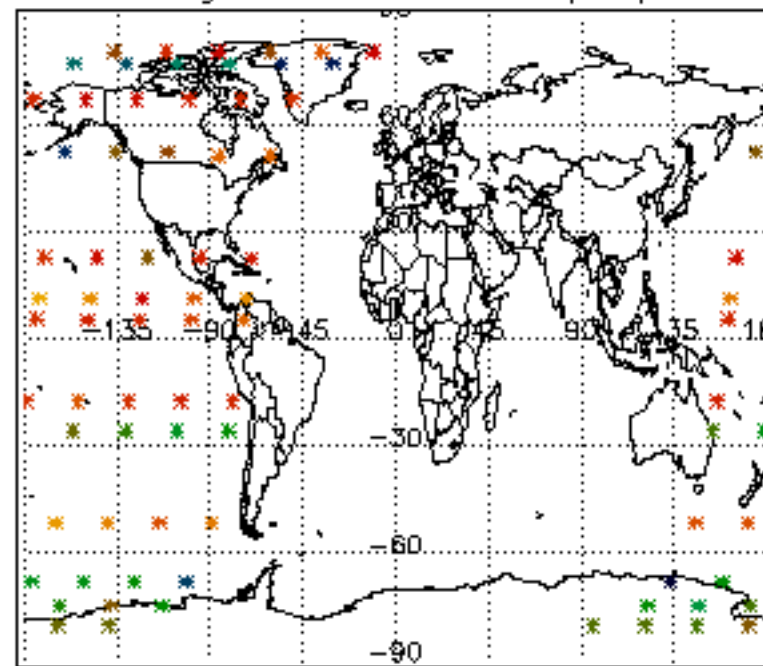
Percentage of saturation errors per profile



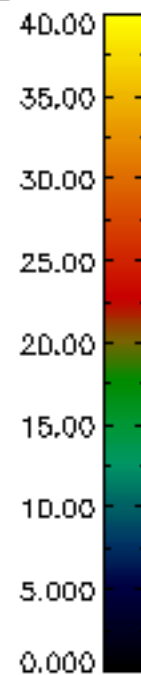
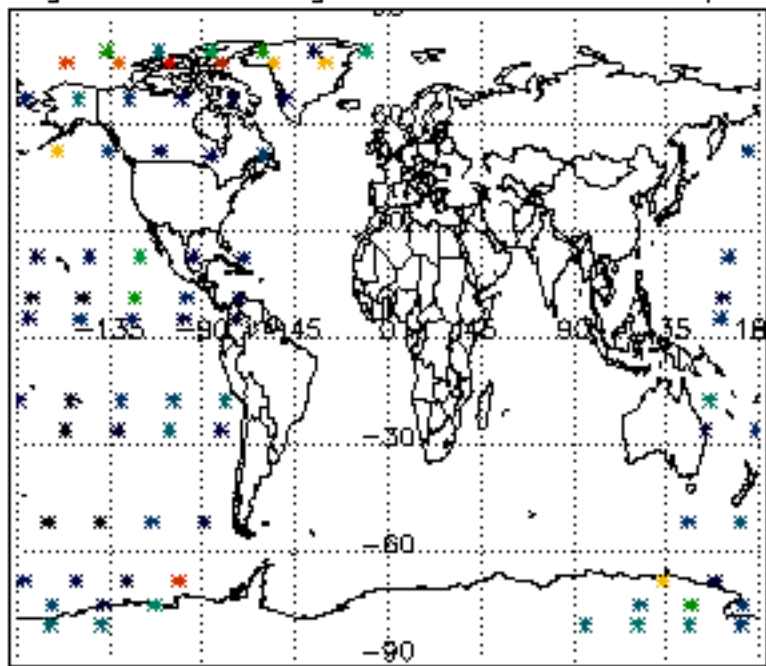
Percentage of cosmic ray hits per profile




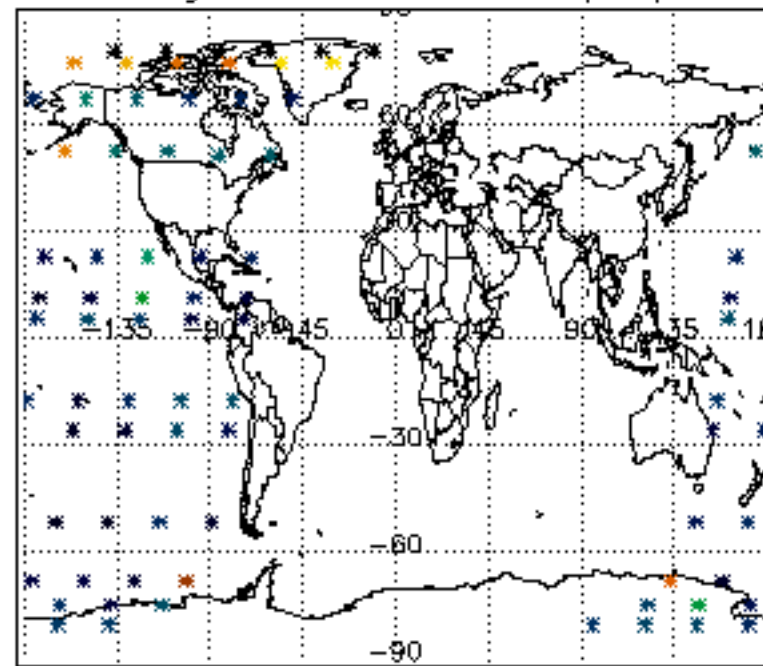
Percentage of datation errors per profile

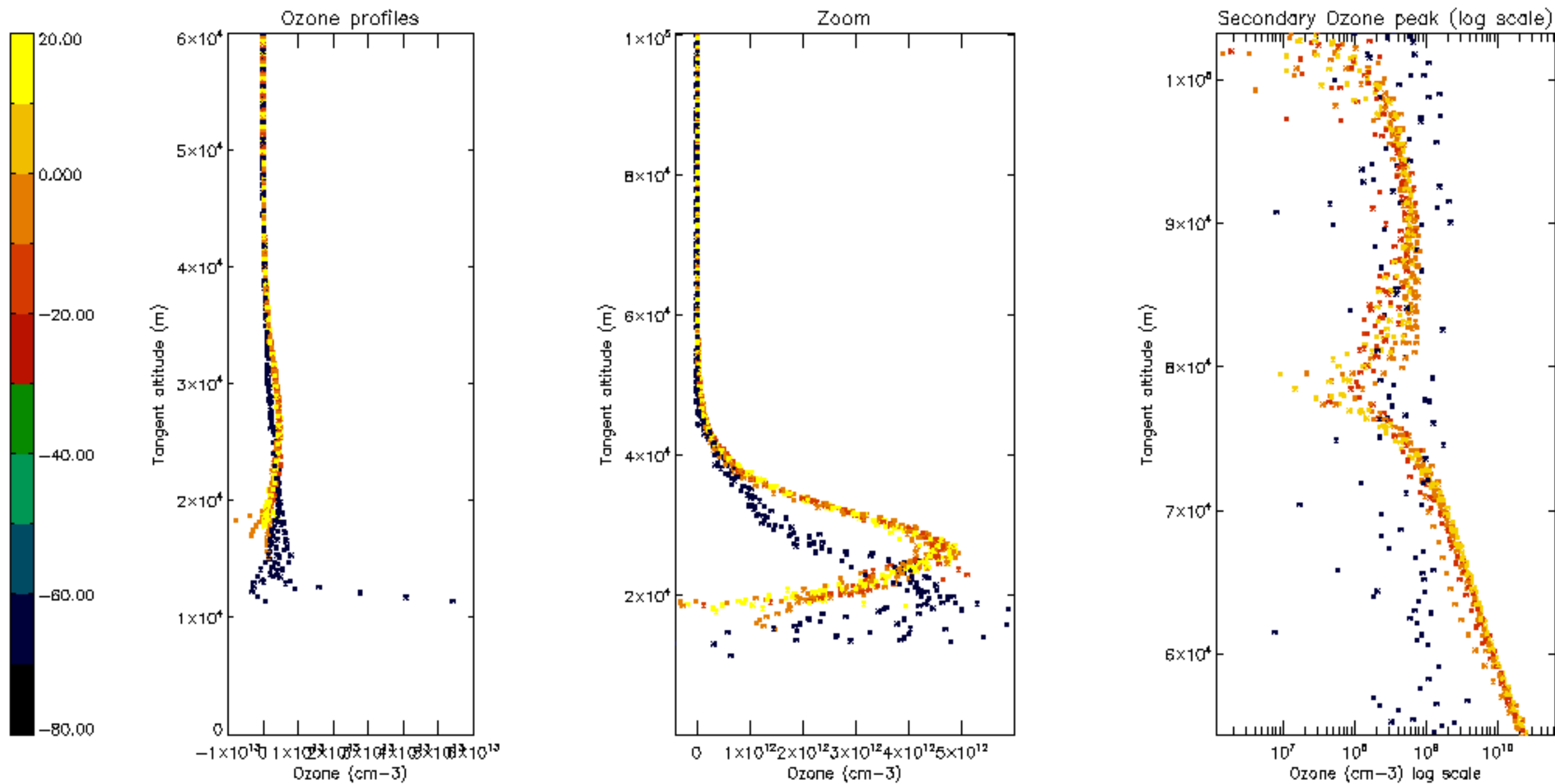


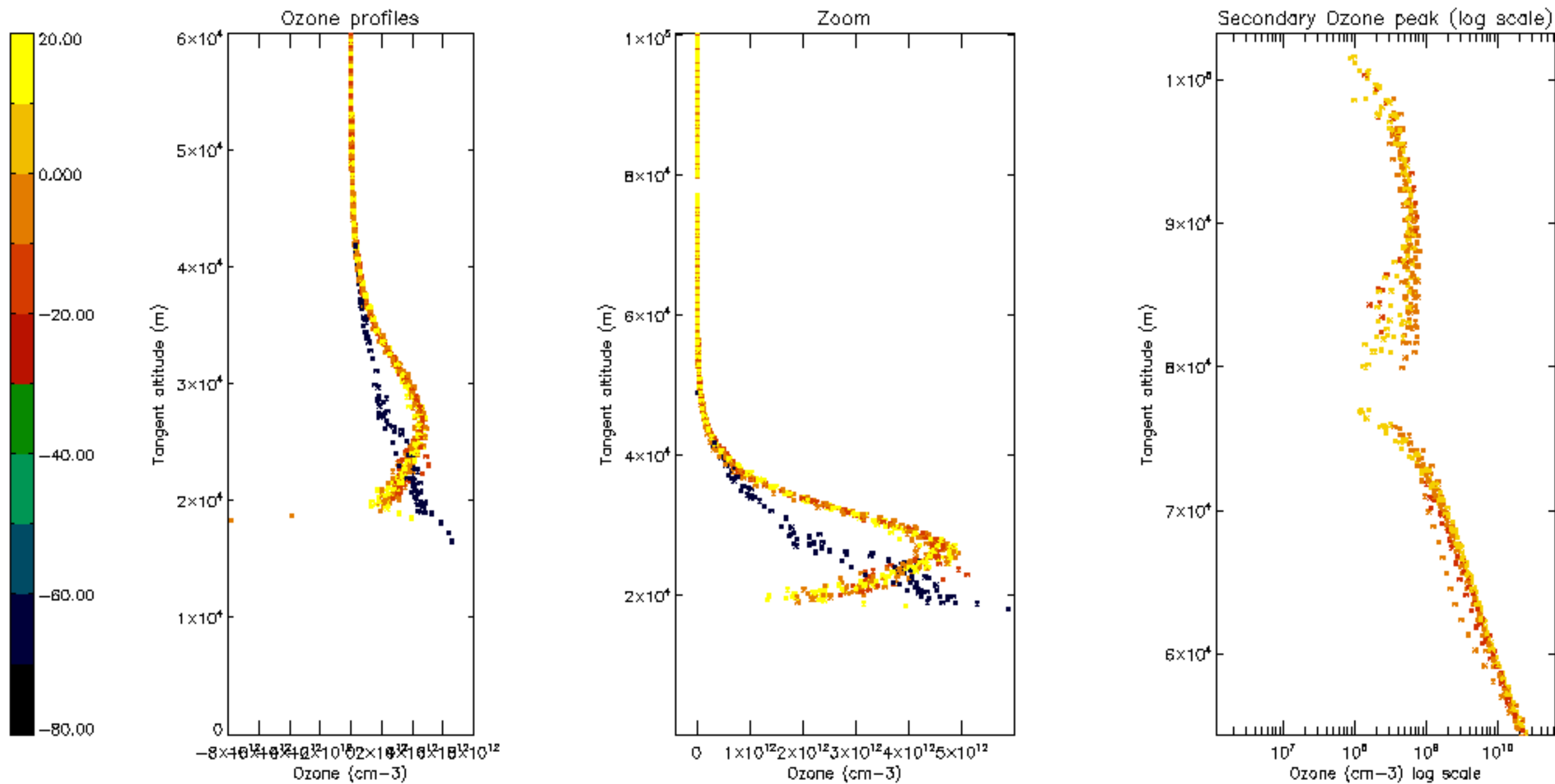
Percentage of star falling outside central band per profile

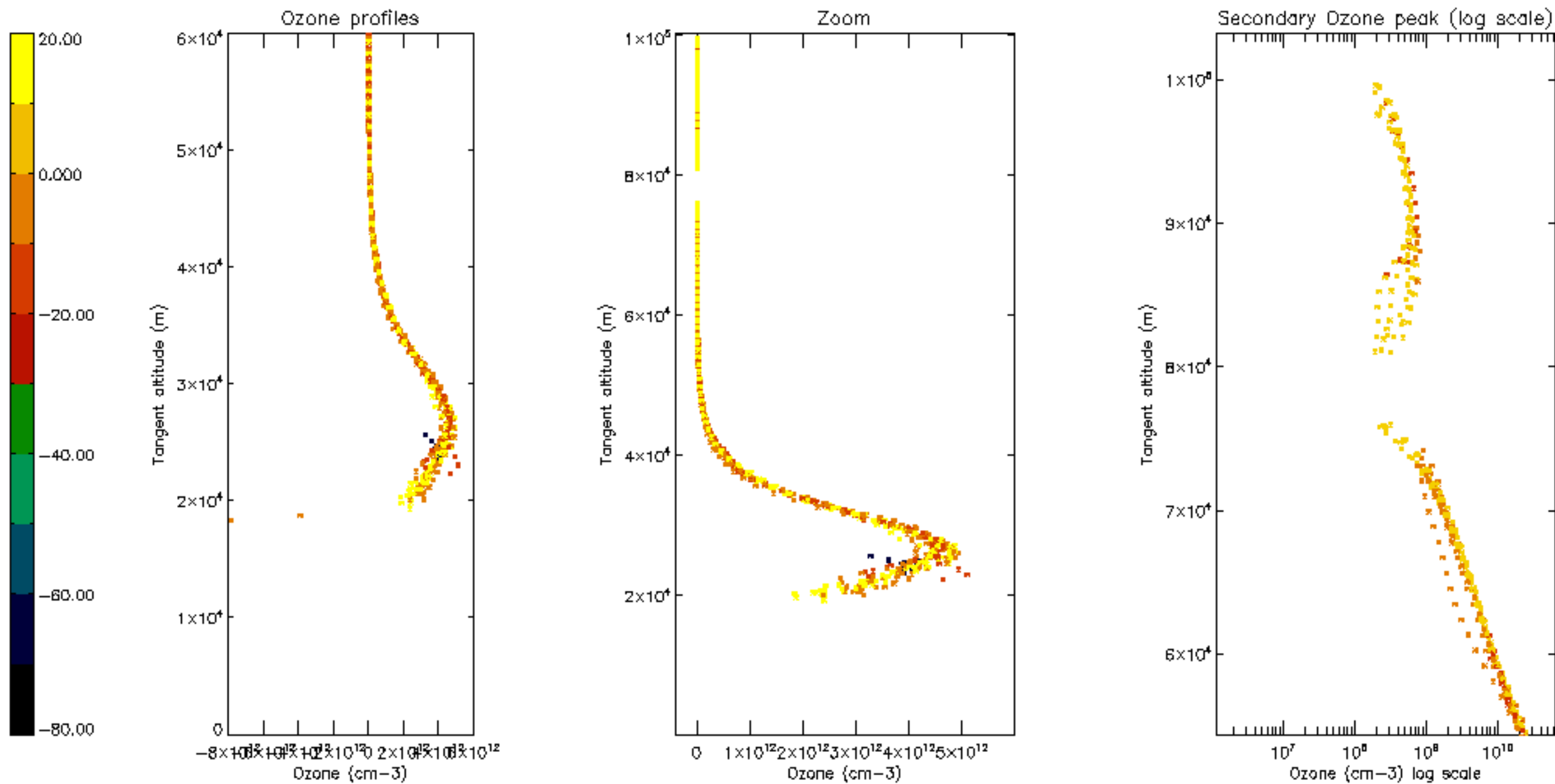


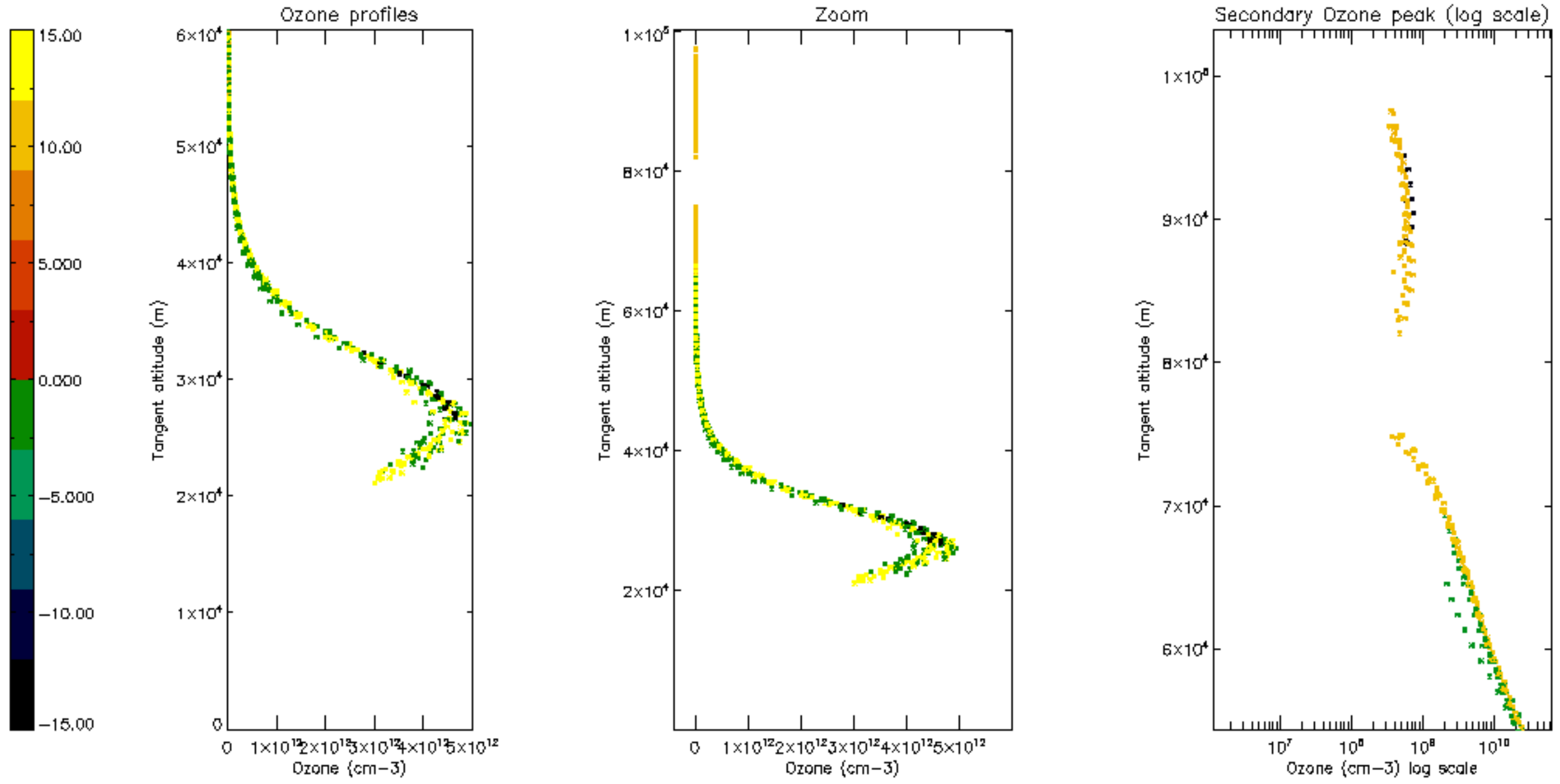
Percentage of saturation errors per profile

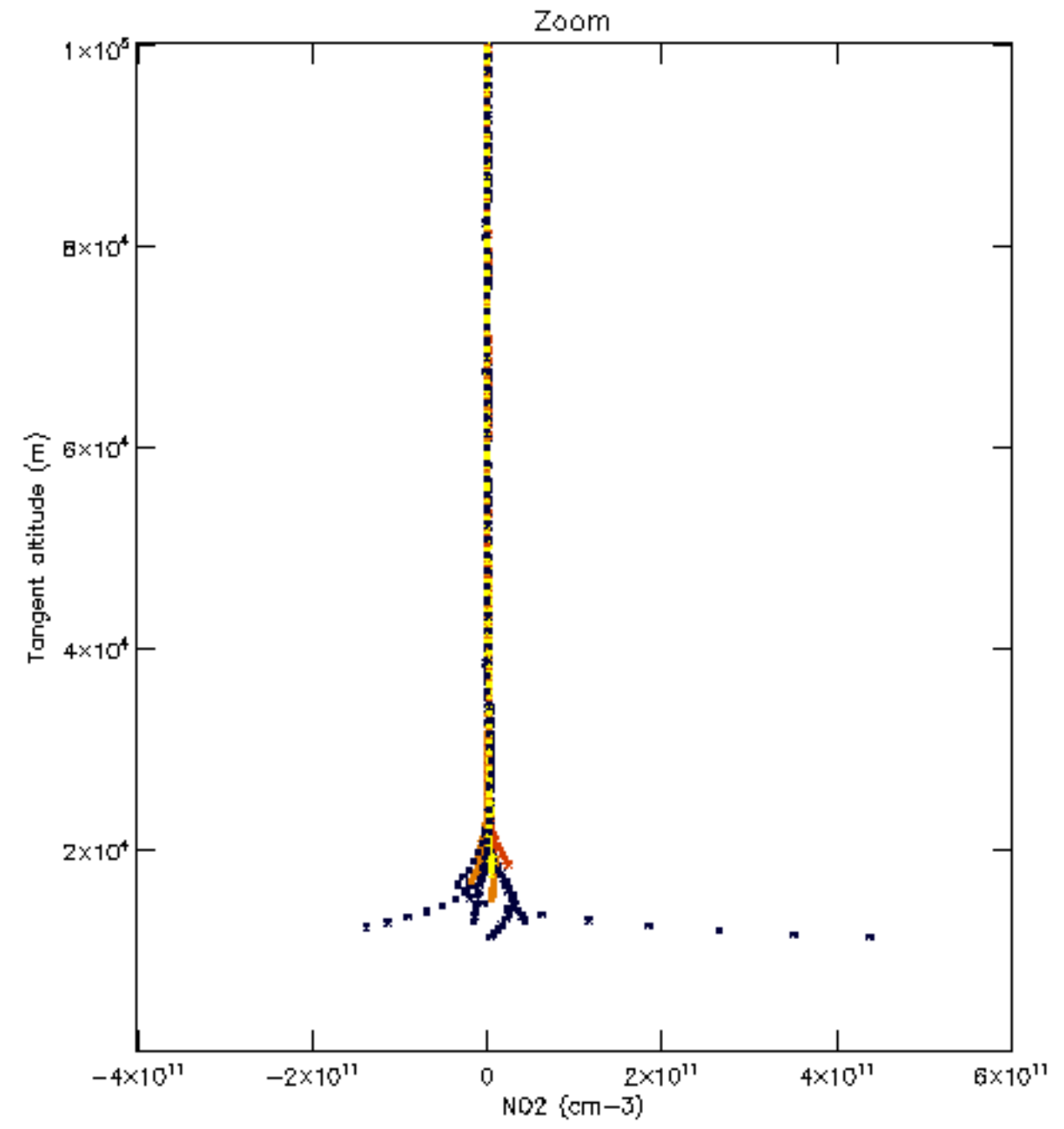
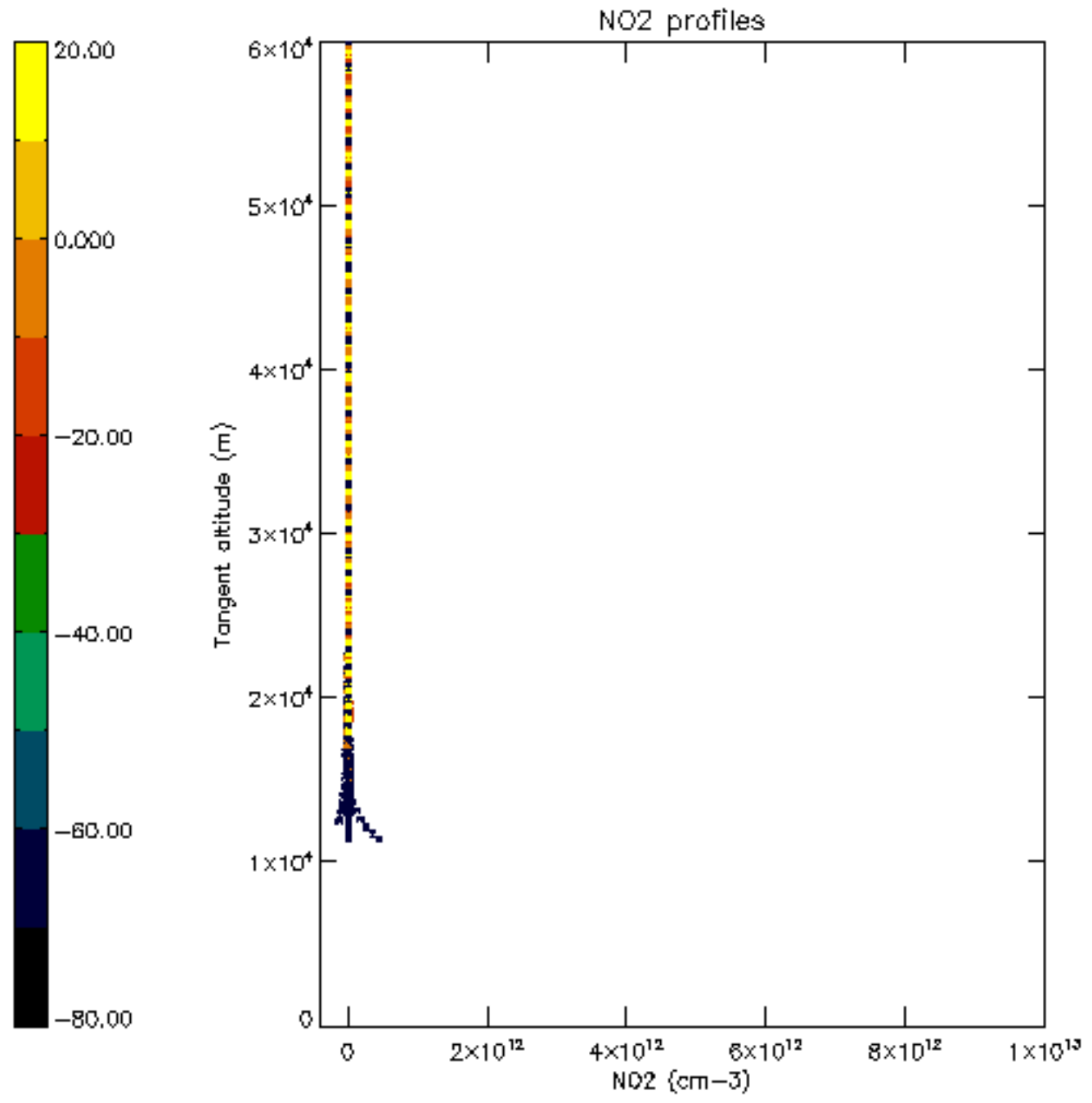


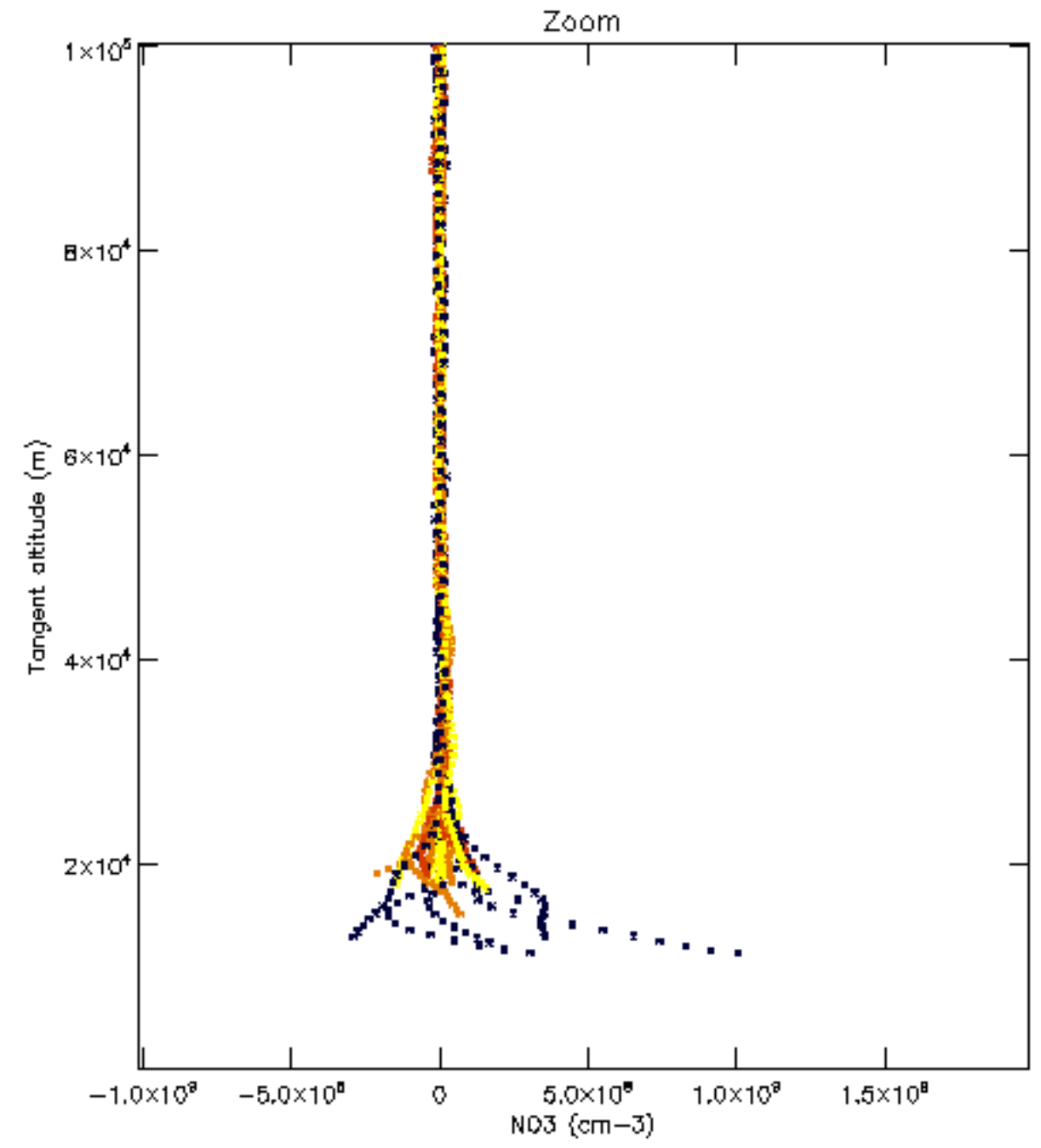
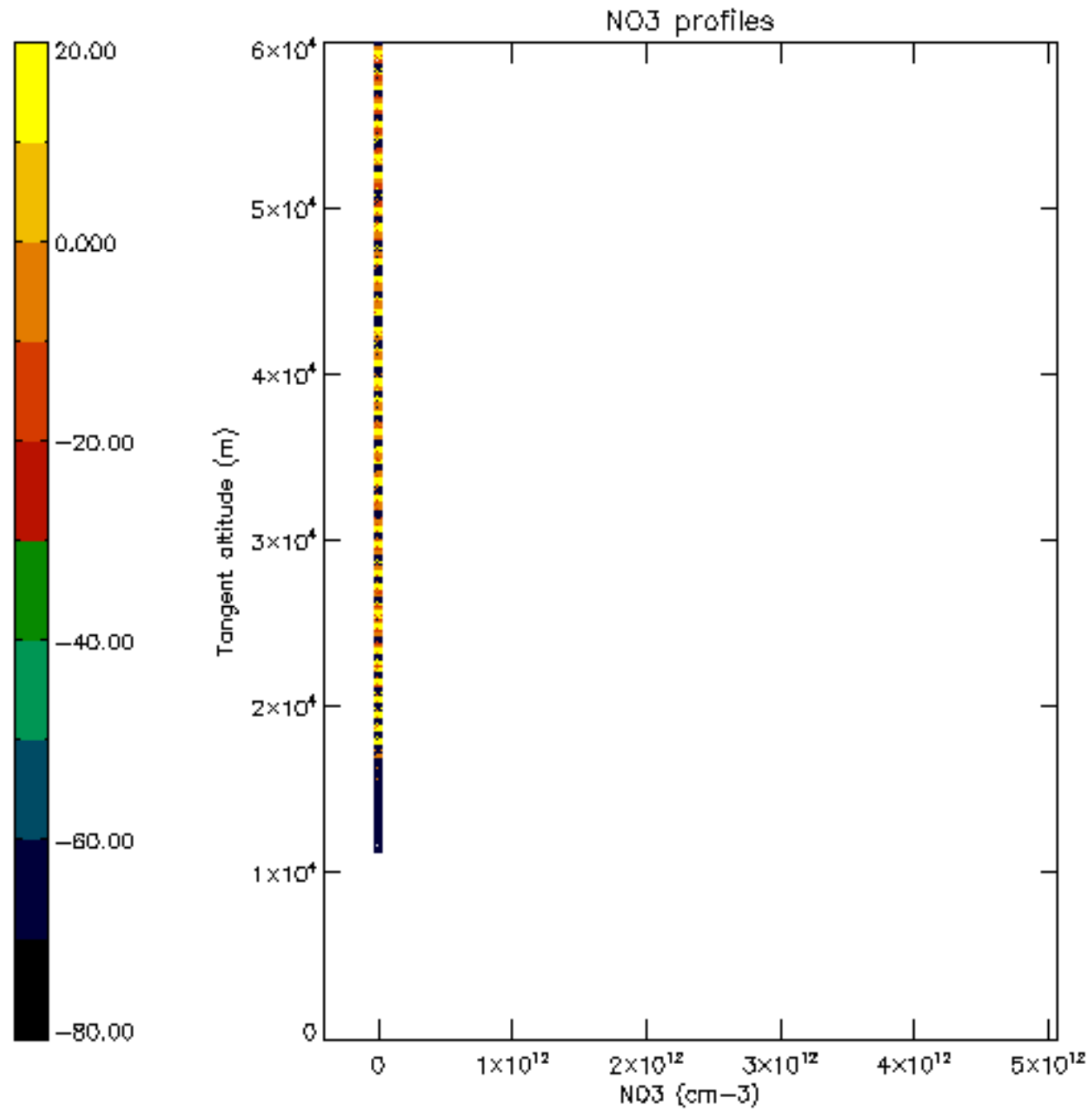


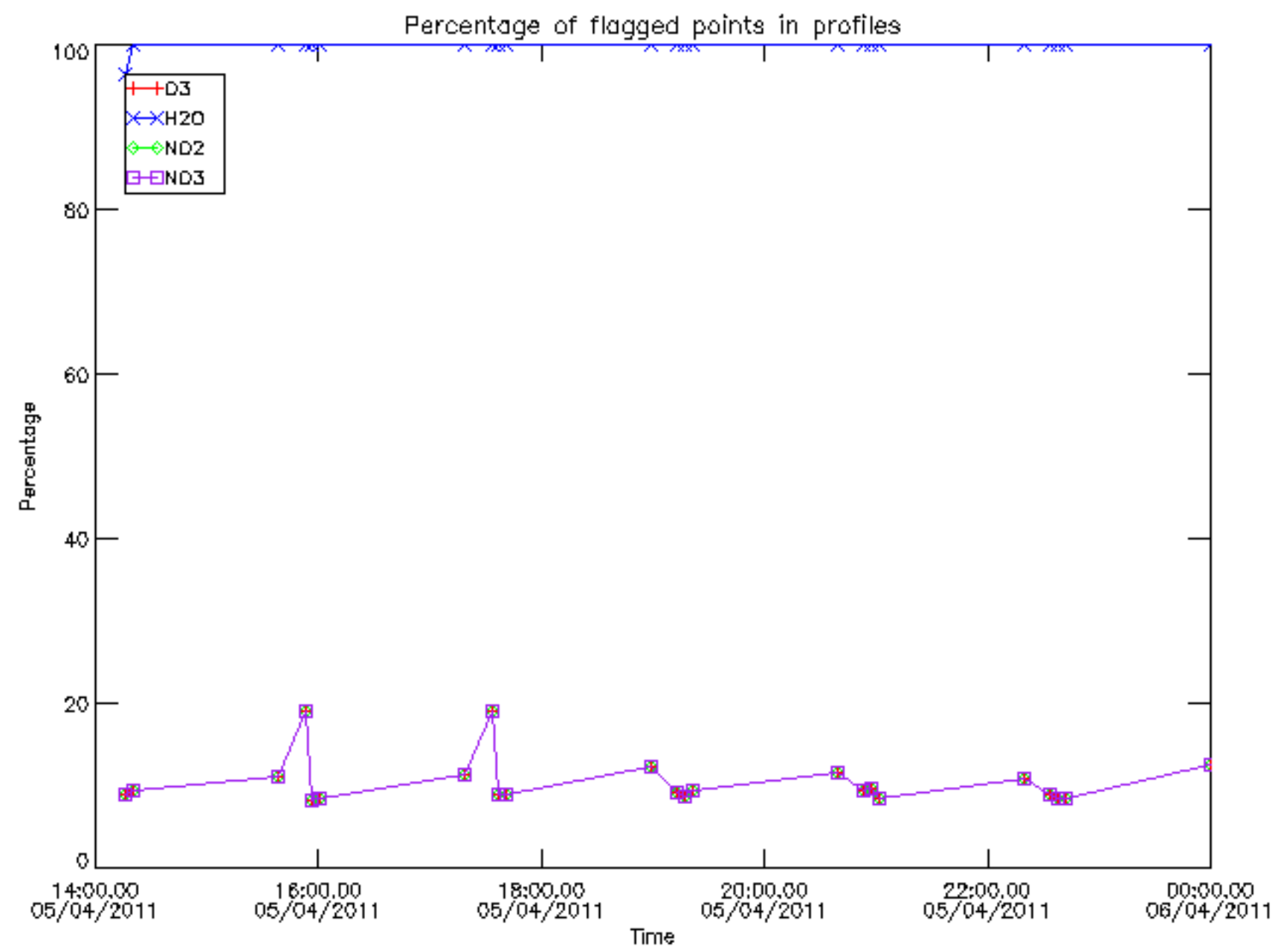




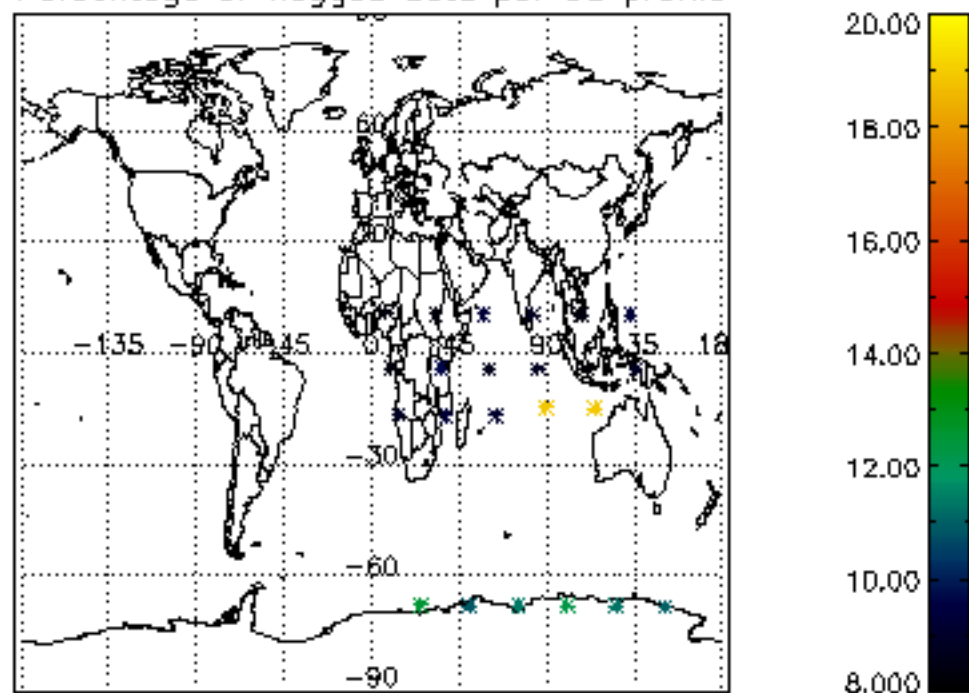




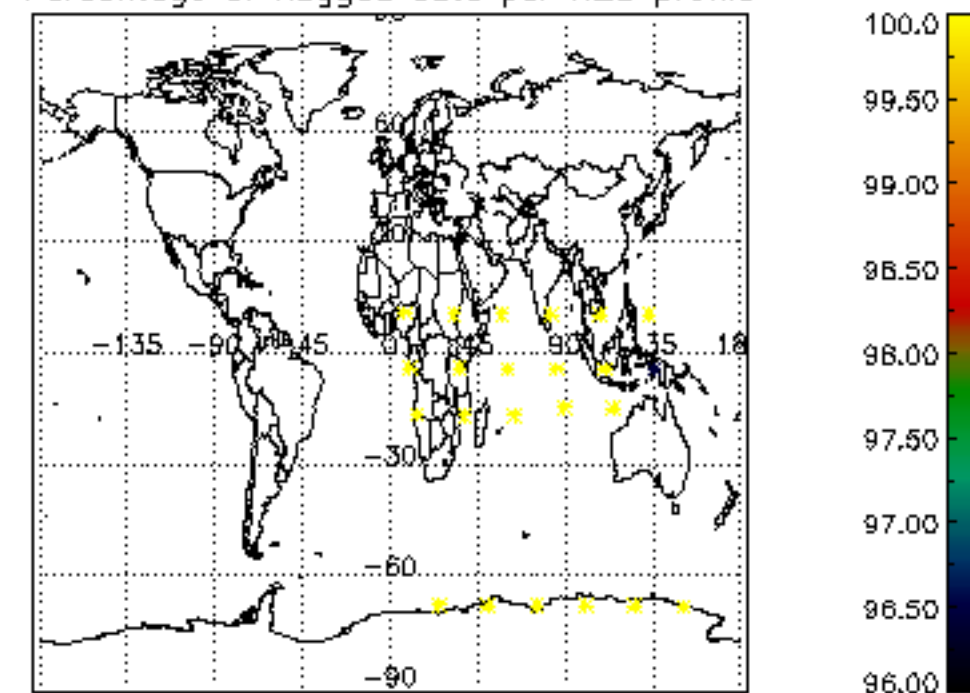




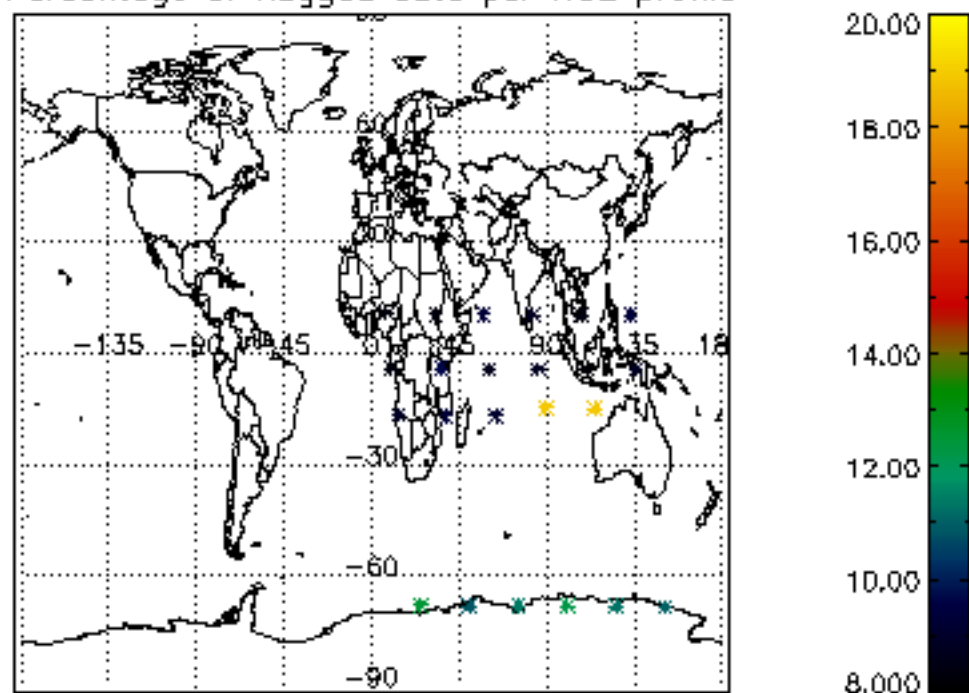
Percentage of flagged data per D3 profile



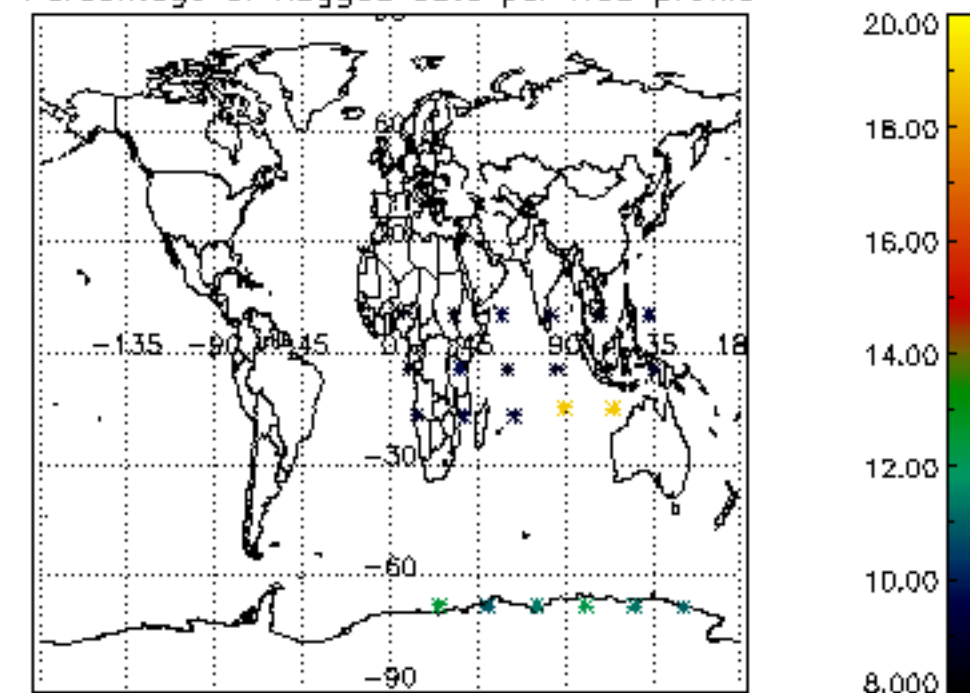
Percentage of flagged data per H2O profile

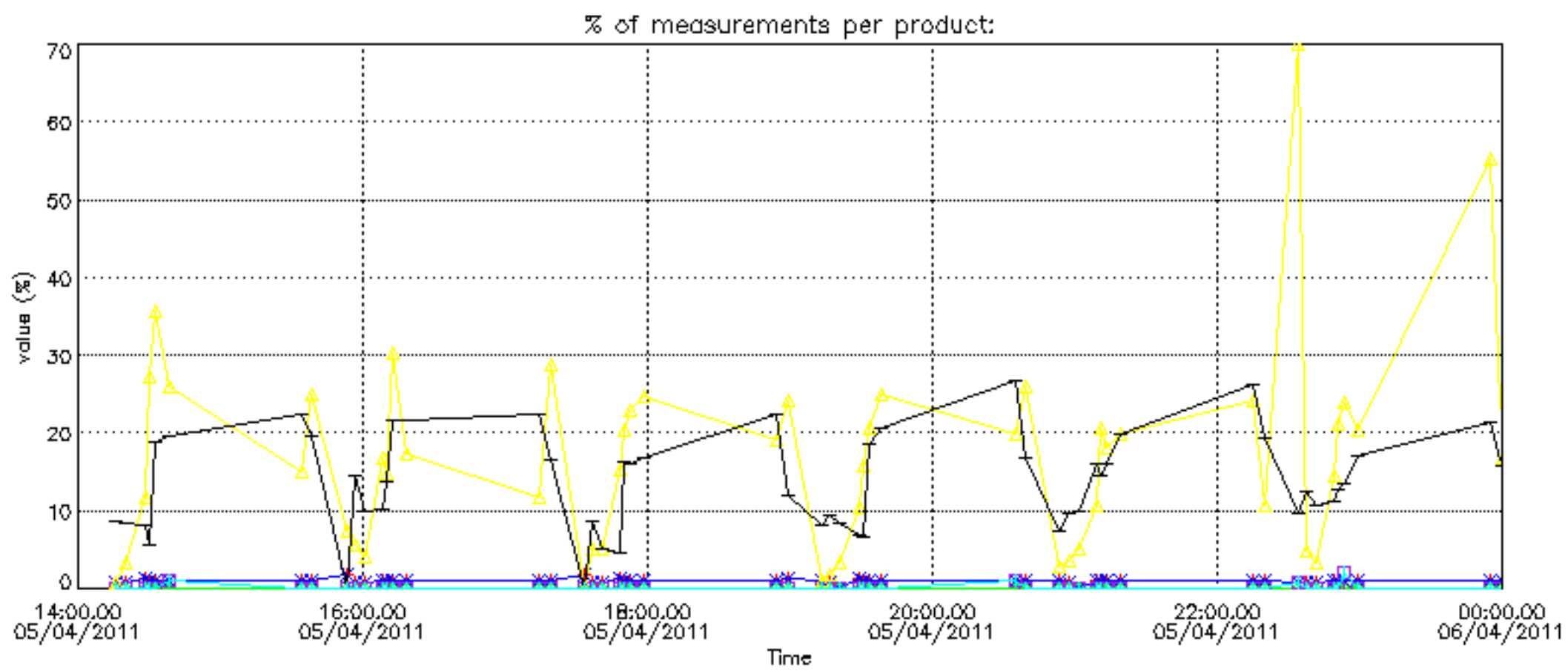


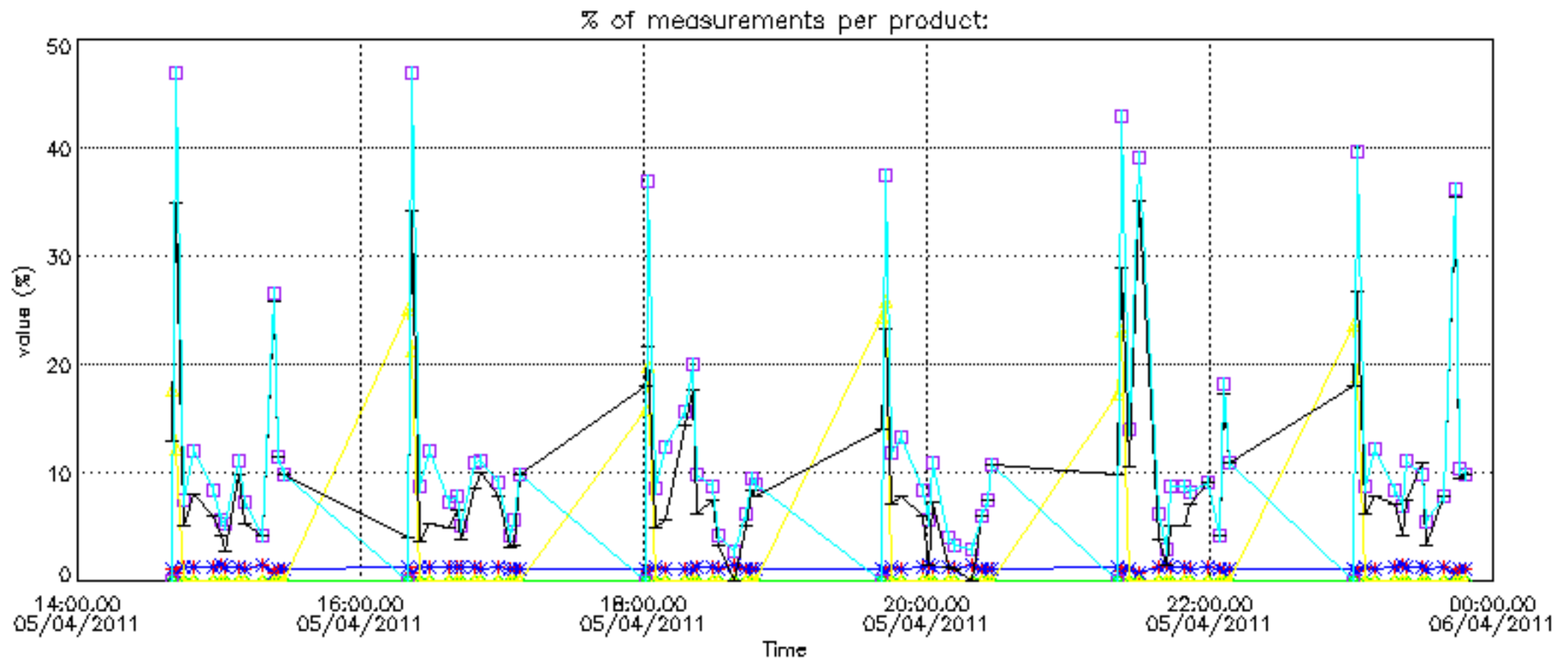
Percentage of flagged data per NO2 profile



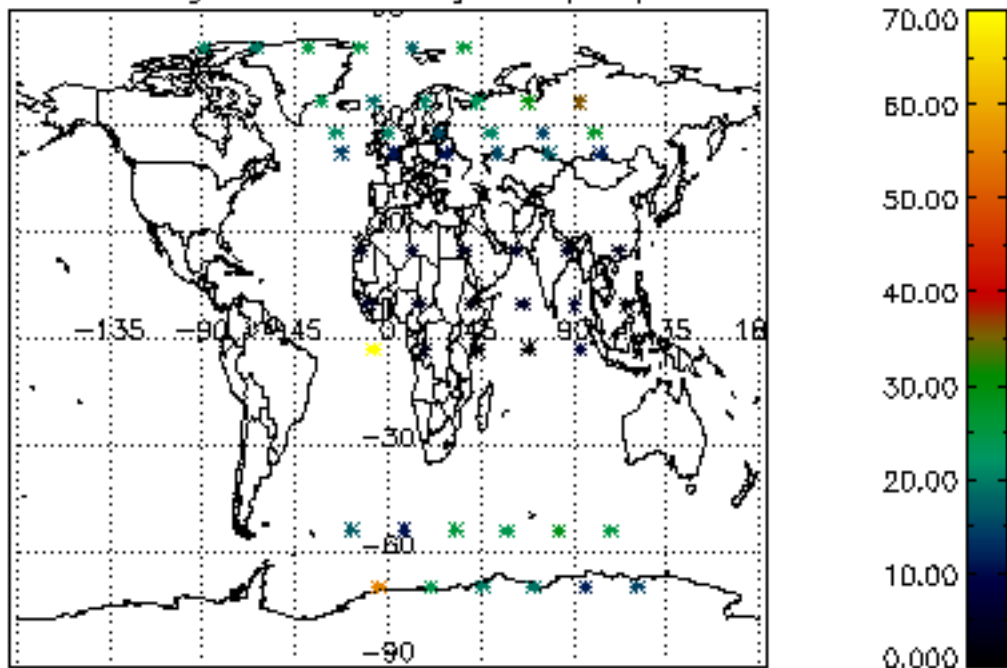
Percentage of flagged data per NO3 profile



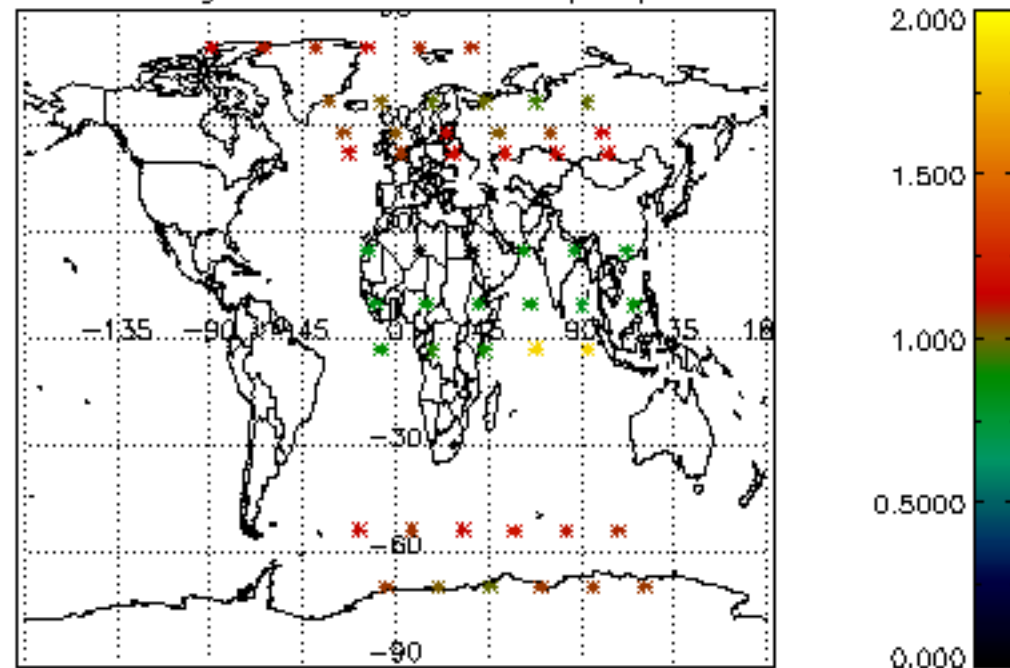




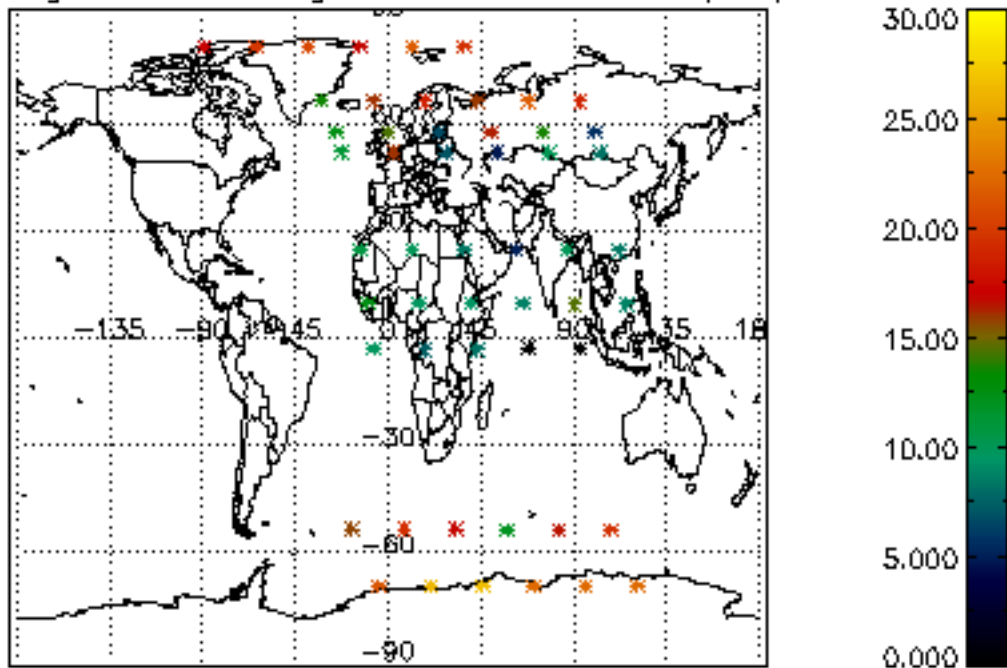
Percentage of cosmic ray hits per profile



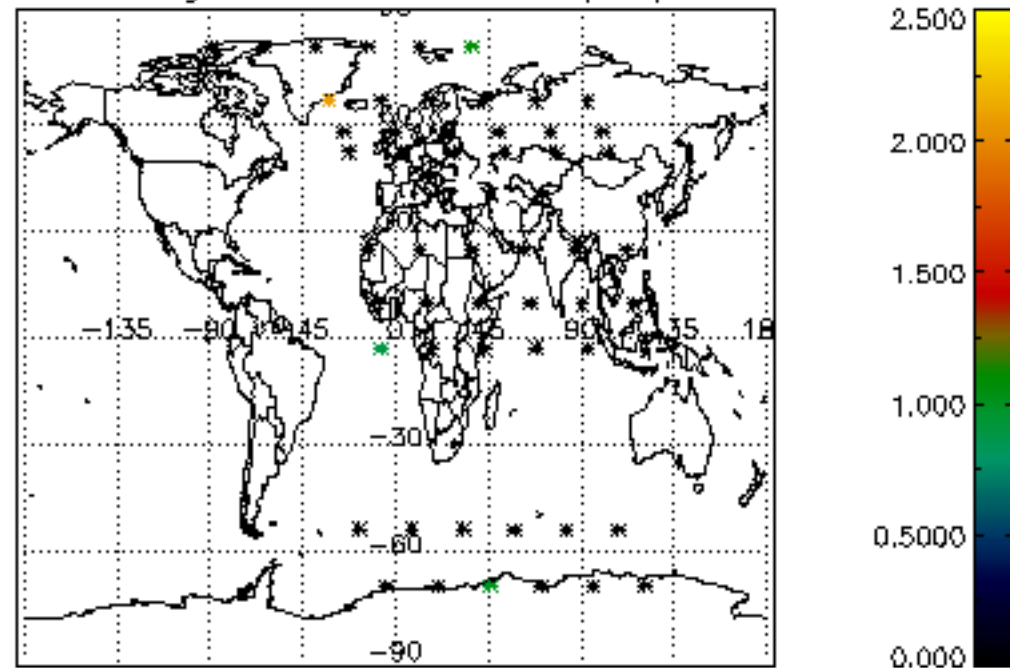
Percentage of datation errors per profile



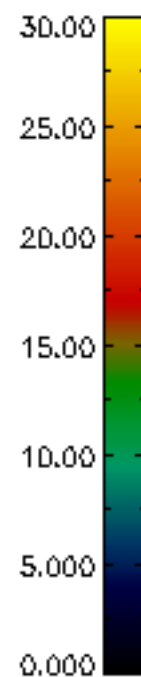
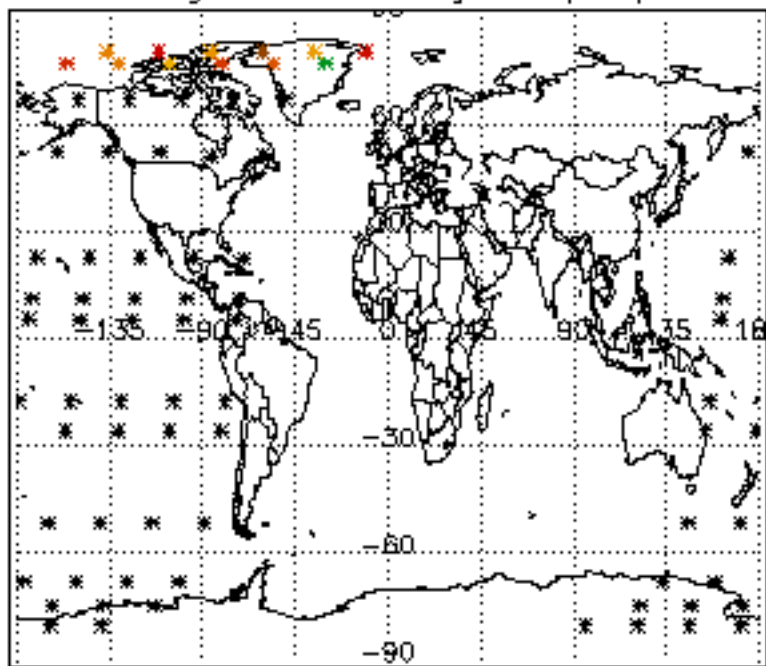
Percentage of star falling outside central band per profile



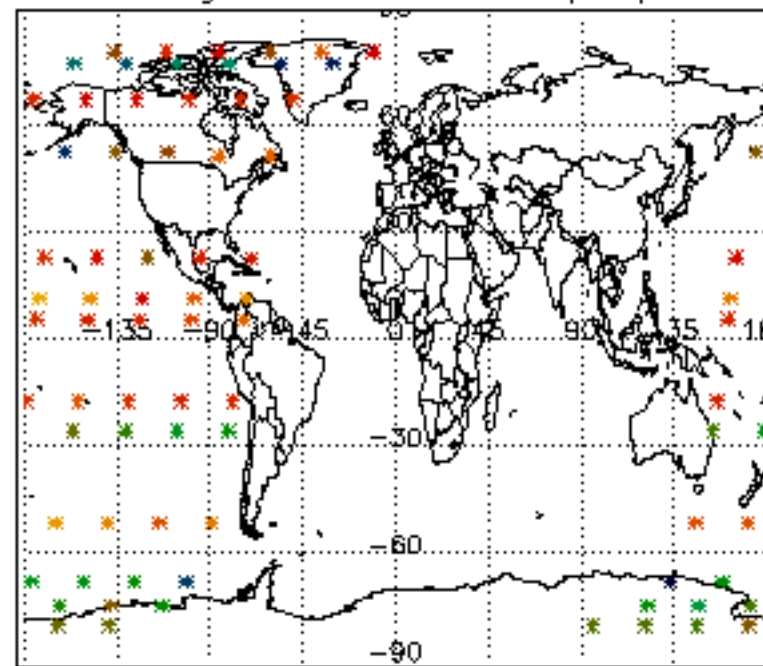
Percentage of saturation errors per profile



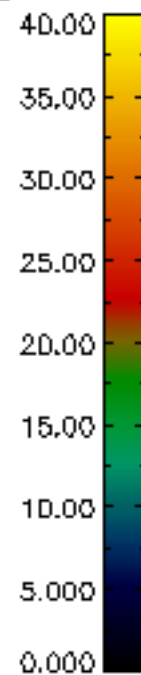
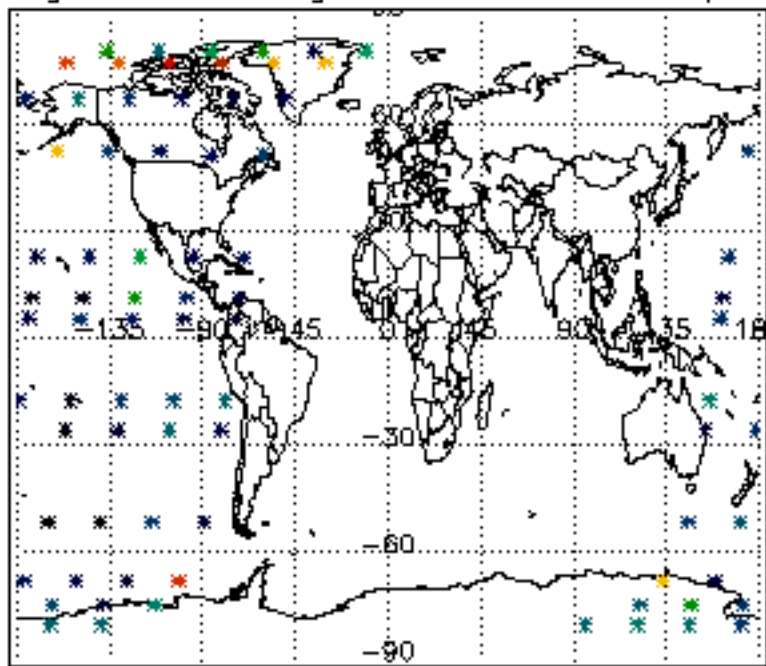
Percentage of cosmic ray hits per profile



Percentage of datation errors per profile



Percentage of star falling outside central band per profile



Percentage of saturation errors per profile

