

GOMOS Level 2 Daily Report

SUMMARY

[1. General Info](#)

[2. Summary of processed GOM_NL_2P products](#)

[3. Level 2 Quality information per product](#)

[3.1 Plot of level 2 quality information per product \(time dependant\)](#)

[3.2 Plot of level 2 quality information per product \(world map\)](#)

[4. Level 1 Quality information per product \(stored on level 2 products\)](#)

[4.1 Plot of level 1 quality information per product \(time dependant\)](#)

[4.1.1 Plot of level 1 quality information per product \(time dependant\): ASCENDING](#)

[4.1.2 Plot of level 1 quality information per product \(time dependant\): DESCENDING](#)

[4.2 Plot of level 1 quality information per product \(world map\)](#)

[4.2.1 Plot of level 1 quality information per product \(world map\): ASCENDING](#)

[4.2.2 Plot of level 1 quality information per product \(world map\): DESCENDING](#)

[5. Ozone profiles based on quality statistics and other trace gas profiles](#)

[5.1 Ozone statistics based on quality of products](#)

[5.2 Plot ozone profiles for all STD \(dark without errors\)](#)

[5.3 Plot ozone profiles where STD < 20% \(dark without errors\)](#)

[5.4. Plot ozone profiles where STD < 10% \(dark without errors\)](#)

[5.5. Plot ozone profiles where STD < 5% \(dark without errors\)](#)

[5.6 Plot NO2 profiles for all STD \(dark without errors\)](#)

[5.7 Plot NO3 profiles for all STD \(dark without errors\)](#)

[5.8 Plot H2O profiles \(only for occultations of stars 1,2,3,4,13,14,16,26,63 dark without errors\) for all STD](#)

[6. Auxiliary Data Files used for the production reported in section 2](#)

This report presents the daily analysis on parameters extracted from GOMOS level 2 data (GOM_NL__2P). It is intended to monitor some important parameters that will impact the quality of these products. A list of level 2 products (and content) that have arrived during the reporting day to the PCF is also given.

Item	Value
Time of report generation	24APR2013 11:53:16
Data source version	GOMOS/6.01
Start time of products	28-03-2011 (28MAR2011 00:00:00)
Stop time of products	29-03-2011 (29MAR2011 00:00:00)
Store outputs in DB	Yes
Nb of level 2 prods	292
Nb of prods with errors	0

2. Summary of processed GOM_NL__2P products.

Nr	Filename	UTC Start time	Limb	Duration	Star Id	Star Name	Star Mag	Star Temp	Nb Meas	Orbit	Prod. error
1	GOM_NL__2PRFIN20110328_000014_000000363101_00016_47444_3260.N1	28-MAR-2011 00:00:14	Bright	36.000	60	7Bet UMi	2.0810	3950.0	72	47444	No
2	GOM_NL__2PRFIN20110328_000922_000000383101_00016_47444_3261.N1	28-MAR-2011 00:09:22	Bright	37.500	89	5Alp Cep	2.4510	8000.0	75	47444	No
3	GOM_NL__2PRFIN20110328_001421_000000653101_00016_47444_3262.N1	28-MAR-2011 00:14:21	Bright	65.000	144	18Del Cyg	2.8600	11000.	130	47444	No
4	GOM_NL__2PRFIN20110328_001608_000000423101_00016_47444_3263.N1	28-MAR-2011 00:16:08	Bright	42.000	66	37Gam Cyg	2.2080	5900.0	84	47444	No
5	GOM_NL__2PRFIN20110328_001804_000000423101_00016_47444_3264.N1	28-MAR-2011 00:18:04	Bright	41.500	92	53Eps Cyg	2.5000	4500.0	83	47444	No
6	GOM_NL__2PRFIN20110328_002734_000000633101_00016_47444_3265.N1	28-MAR-2011 00:27:34	Dark	63.000	11	53Alp Aql	0.76500	8000.0	126	47444	No
7	GOM_NL__2PRFIN20110328_004112_000000543101_00016_47444_3266.N1	28-MAR-2011 00:41:12	Dark	54.000	57	34Sig Sgr	2.0660	26000.	108	47444	No
8	GOM_NL__2PRFIN20110328_004448_000000543101_00016_47444_3267.N1	28-MAR-2011 00:44:48	Dark	53.500	38	20Eps Sgr	1.8360	11000.	107	47444	No
9	GOM_NL__2PRFIN20110328_004855_000000553101_00017_47445_3256.N1	28-MAR-2011 00:48:55	Dark	55.000	25	35Lam Sco	1.6200	28000.	110	47445	No
10	GOM_NL__2PRFIN20110328_005254_000000413101_00017_47445_3257.N1	28-MAR-2011 00:52:54	Dark	40.500	134	Bet TrA	2.8100	6600.0	81	47445	No
11	GOM_NL__2PRFIN20110328_005534_000000563101_00017_47445_3258.N1	28-MAR-2011 00:55:34	Dark	56.000	4	Alp1Cen	-0.010000	5800.0	112	47445	No
12	GOM_NL__2PRFIN20110328_005809_000000503101_00017_47445_3259.N1	28-MAR-2011 00:58:09	Straylight	50.000	78	Alp Lup	2.3040	28000.	100	47445	No
13	GOM_NL__2PRFIN20110328_005944_000000493101_00017_47445_3260.N1	28-MAR-2011 00:59:44	Straylight	49.000	81	Eta Cen	2.3560	28000.	98	47445	No
14	GOM_NL__2PRFIN20110328_010233_000000563101_00017_47445_3261.N1	28-MAR-2011 01:02:33	Straylight	56.000	54	5The Cen	2.0550	4500.0	112	47445	No
15	GOM_NL__2PRFIN20110328_010850_000000483101_00017_47445_3262.N1	28-MAR-2011 01:08:50	Straylight	47.500	106	9Bet Crv	2.6480	5600.0	95	47445	No
16	GOM_NL__2PRFIN20110328_011051_000000443101_00017_47445_3263.N1	28-MAR-2011 01:10:51	Twilight_stray	44.000	100	4Gam Crv	2.5800	13100.	88	47445	No
17	GOM_NL__2PRFIN20110328_011609_000000483101_00017_47445_3264.N1	28-MAR-2011 01:16:09	Bright	48.000	121	29Gam Vir	2.7400	7200.0	96	47445	No
18	GOM_NL__2PRFIN20110328_012045_000000413101_00017_47445_3265.N1	28-MAR-2011 01:20:45	Bright	40.500	62	94Bet Leo	2.1360	9700.0	81	47445	No
19	GOM_NL__2PRFIN20110328_012217_000000373101_00017_47445_3266.N1	28-MAR-2011 01:22:17	Bright	37.000	96	68Del Leo	2.5600	9300.0	74	47445	No
20	GOM_NL__2PRFIN20110328_012907_000000383101_00017_47445_3267.N1	28-MAR-2011 01:29:07	Bright	37.500	174	52Psi UMa	3.0040	4400.0	75	47445	No
21	GOM_NL__2PRFIN20110328_013226_000000383101_00017_47445_3268.N1	28-MAR-2011 01:32:26	Bright	37.500	82	48Bet UMa	2.3650	10600.	75	47445	No
22	GOM_NL__2PRFIN20110328_013357_000000373101_00017_47445_3269.N1	28-MAR-2011 01:33:57	Bright	36.500	36	50Alp UMa	1.8000	6300.0	73	47445	No
23	GOM_NL__2PRFIN20110328_014028_000000403101_00017_47445_3270.N1	28-MAR-2011 01:40:28	Bright	39.500	60	7Bet UMi	2.0810	3950.0	79	47445	No
24	GOM_NL__2PRFIN20110328_014936_000000543101_00017_47445_3271.N1	28-MAR-2011 01:49:36	Bright	54.000	89	5Alp Cep	2.4510	8000.0	108	47445	No
25	GOM_NL__2PRFIN20110328_015435_000000463101_00017_47445_3272.N1	28-MAR-2011 01:54:35	Bright	46.000	144	18Del Cyg	2.8600	11000.	92	47445	No
26	GOM_NL__2PRFIN20110328_015622_000000413101_00017_47445_3273.N1	28-MAR-2011 01:56:22	Bright	40.500	66	37Gam Cyg	2.2080	5900.0	81	47445	No
27	GOM_NL__2PRFIN20110328_015818_000000393101_00017_47445_3274.N1	28-MAR-2011 01:58:18	Bright	39.000	92	53Eps Cyg	2.5000	4500.0	78	47445	No
28	GOM_NL__2PRFIN20110328_020749_000000603101_00017_47445_3275.N1	28-MAR-2011 02:07:49	Dark	60.000	11	53Alp Aql	0.76500	8000.0	120	47445	No
29	GOM_NL__2PRFIN20110328_022127_000000563101_00017_47445_3276.N1	28-MAR-2011 02:21:27	Dark	56.000	57	34Sig Sgr	2.0660	26000.	112	47445	No
30	GOM_NL__2PRFIN20110328_022503_000000533101_00017_47445_3277.N1	28-MAR-2011 02:25:03	Dark	52.500	38	20Eps Sgr	1.8360	11000.	105	47445	No
31	GOM_NL__2PRFIN20110328_022910_000000583101_00018_47446_3266.N1	28-MAR-2011 02:29:10	Dark	57.500	25	35Lam Sco	1.6200	28000.	115	47446	No
32	GOM_NL__2PRFIN20110328_023308_000000403101_00018_47446_3267.N1	28-MAR-2011 02:33:08	Dark	40.000	134	Bet TrA	2.8100	6600.0	80	47446	No
33	GOM_NL__2PRFIN20110328_023549_000000563101_00018_47446_3268.N1	28-MAR-2011 02:35:49	Dark	56.000	4	Alp1Cen	-0.010000	5800.0	112	47446	No
34	GOM_NL__2PRFIN20110328_023824_000000453101_00018_47446_3269.N1	28-MAR-2011 02:38:24	Straylight	45.000	78	Alp Lup	2.3040	28000.	90	47446	No
35	GOM_NL__2PRFIN20110328_023959_000000483101_00018_47446_3270.N1	28-MAR-2011 02:39:59	Straylight	48.000	81	Eta Cen	2.3560	28000.	96	47446	No
36	GOM_NL__2PRFIN20110328_024247_000000593101_00018_47446_3271.N1	28-MAR-2011 02:42:47	Straylight	58.500	54	5The Cen	2.0550	4500.0	117	47446	No
37	GOM_NL__2PRFIN20110328_024904_000000493101_00018_47446_3272.N1	28-MAR-2011 02:49:04	Straylight	49.000	106	9Bet Crv	2.6480	5600.0	98	47446	No
38	GOM_NL__2PRFIN20110328_025105_000000463101_00018_47446_3273.N1	28-MAR-2011 02:51:05	Twilight_stray	46.000	100	4Gam Crv	2.5800	13100.	92	47446	No
39	GOM_NL__2PRFIN20110328_025622_000000463101_00018_47446_3274.N1	28-MAR-2011 02:56:22	Bright	46.000	121	29Gam Vir	2.7400	7200.0	92	47446	No
40	GOM_NL__2PRFIN20110328_030059_000000413101_00018_47446_3275.N1	28-MAR-2011 03:00:59	Bright	40.500	62	94Bet Leo	2.1360	9700.0	81	47446	No
41	GOM_NL__2PRFIN20110328_030231_000000373101_00018_47446_3276.N1	28-MAR-2011 03:02:31	Bright	36.500	96	68Del Leo	2.5600	9300.0	73	47446	No
42	GOM_NL__2PRFIN20110328_030921_000000393101_00018_47446_3277.N1	28-MAR-2011 03:09:21	Bright	39.000	174	52Psi UMa	3.0040	4400.0	78	47446	No

43	GOM_NL__2PRFIN20110328_031240_000000373101_00018_47446_3278.N1	28-MAR-2011 03:12:40	Bright	37.000	82	48Bet UMa	2.3650	10600.	74	47446	No
44	GOM_NL__2PRFIN20110328_031411_000000373101_00018_47446_3279.N1	28-MAR-2011 03:14:11	Bright	37.000	36	50Alp UMa	1.8000	6300.0	74	47446	No
45	GOM_NL__2PRFIN20110328_032042_000000373101_00018_47446_3280.N1	28-MAR-2011 03:20:42	Bright	36.500	60	7Bet UMi	2.0810	3950.0	73	47446	No
46	GOM_NL__2PRFIN20110328_032950_000000403101_00018_47446_3281.N1	28-MAR-2011 03:29:50	Bright	40.000	89	5Alp Cep	2.4510	8000.0	80	47446	No
47	GOM_NL__2PRFIN20110328_033449_000000503101_00018_47446_3282.N1	28-MAR-2011 03:34:49	Bright	50.000	144	18Del Cyg	2.8600	11000.	100	47446	No
48	GOM_NL__2PRFIN20110328_033636_000000423101_00018_47446_3283.N1	28-MAR-2011 03:36:36	Bright	42.000	66	37Gam Cyg	2.2080	5900.0	84	47446	No
49	GOM_NL__2PRFIN20110328_033832_000000423101_00018_47446_3284.N1	28-MAR-2011 03:38:32	Bright	41.500	92	53Eps Cyg	2.5000	4500.0	83	47446	No
50	GOM_NL__2PRFIN20110328_034804_000000583101_00018_47446_3285.N1	28-MAR-2011 03:48:04	Dark	58.000	11	53Alp Aql	0.76500	8000.0	116	47446	No
51	GOM_NL__2PRFIN20110328_040142_000000533101_00018_47446_3286.N1	28-MAR-2011 04:01:42	Dark	53.000	57	34Sig Sgr	2.0660	26000.	106	47446	No
52	GOM_NL__2PRFIN20110328_040518_000000523101_00018_47446_3287.N1	28-MAR-2011 04:05:18	Dark	51.500	38	20Eps Sgr	1.8360	11000.	103	47446	No
53	GOM_NL__2PRFIN20110328_040926_000000573101_00019_47447_3276.N1	28-MAR-2011 04:09:26	Dark	57.000	25	35Lam Sco	1.6200	28000.	114	47447	No
54	GOM_NL__2PRFIN20110328_041323_000000413101_00019_47447_3277.N1	28-MAR-2011 04:13:23	Dark	40.500	134	Bet TrA	2.8100	6600.0	81	47447	No
55	GOM_NL__2PRFIN20110328_041603_000000563101_00019_47447_3278.N1	28-MAR-2011 04:16:03	Dark	55.500	4	Alp1Cen	-0.010000	5800.0	111	47447	No
56	GOM_NL__2PRFIN20110328_041839_000000493101_00019_47447_3279.N1	28-MAR-2011 04:18:39	Straylight	48.500	78	Alp Lup	2.3040	28000.	97	47447	No
57	GOM_NL__2PRFIN20110328_042013_000000503101_00019_47447_3280.N1	28-MAR-2011 04:20:13	Straylight	50.000	81	Eta Cen	2.3560	28000.	100	47447	No
58	GOM_NL__2PRFIN20110328_042302_000000553101_00019_47447_3281.N1	28-MAR-2011 04:23:02	Straylight	55.000	54	5The Cen	2.0550	4500.0	110	47447	No
59	GOM_NL__2PRFIN20110328_042919_000000493101_00019_47447_3282.N1	28-MAR-2011 04:29:19	Straylight	48.500	106	9Bet Crv	2.6480	5600.0	97	47447	No
60	GOM_NL__2PRFIN20110328_043120_000000443101_00019_47447_3283.N1	28-MAR-2011 04:31:20	Tw_i_and_stray	44.000	100	4Gam Crv	2.5800	13100.	88	47447	No
61	GOM_NL__2PRFIN20110328_043636_000000473101_00019_47447_3284.N1	28-MAR-2011 04:36:36	Bright	47.000	121	29Gam Vir	2.7400	7200.0	94	47447	No
62	GOM_NL__2PRFIN20110328_044113_000000403101_00019_47447_3285.N1	28-MAR-2011 04:41:13	Bright	40.000	62	94Bet Leo	2.1360	9700.0	80	47447	No
63	GOM_NL__2PRFIN20110328_044245_000000383101_00019_47447_3286.N1	28-MAR-2011 04:42:45	Bright	37.500	96	68Del Leo	2.5600	9300.0	75	47447	No
64	GOM_NL__2PRFIN20110328_044935_000000373101_00019_47447_3287.N1	28-MAR-2011 04:49:35	Bright	37.000	174	52Psi UMa	3.0040	4400.0	74	47447	No
65	GOM_NL__2PRFIN20110328_045254_000000363101_00019_47447_3288.N1	28-MAR-2011 04:52:54	Bright	35.500	82	48Bet UMa	2.3650	10600.	71	47447	No
66	GOM_NL__2PRFIN20110328_045425_000000383101_00019_47447_3289.N1	28-MAR-2011 04:54:25	Bright	38.000	36	50Alp UMa	1.8000	6300.0	76	47447	No
67	GOM_NL__2PRFIN20110328_050056_000000413101_00019_47447_3290.N1	28-MAR-2011 05:00:56	Bright	41.000	60	7Bet UMi	2.0810	3950.0	82	47447	No
68	GOM_NL__2PRFIN20110328_051004_000000383101_00019_47447_3291.N1	28-MAR-2011 05:10:04	Bright	37.500	89	5Alp Cep	2.4510	8000.0	75	47447	No
69	GOM_NL__2PRFIN20110328_051503_000000433101_00019_47447_3292.N1	28-MAR-2011 05:15:03	Bright	42.500	144	18Del Cyg	2.8600	11000.	85	47447	No
70	GOM_NL__2PRFIN20110328_051650_000000413101_00019_47447_3293.N1	28-MAR-2011 05:16:50	Bright	41.000	66	37Gam Cyg	2.2080	5900.0	82	47447	No
71	GOM_NL__2PRFIN20110328_051846_000000413101_00019_47447_3294.N1	28-MAR-2011 05:18:46	Bright	41.000	92	53Eps Cyg	2.5000	4500.0	82	47447	No
72	GOM_NL__2PRFIN20110328_052818_000000683101_00019_47447_3295.N1	28-MAR-2011 05:28:18	Dark	67.500	11	53Alp Aql	0.76500	8000.0	135	47447	No
73	GOM_NL__2PRFIN20110328_054158_000000583101_00019_47447_3296.N1	28-MAR-2011 05:41:58	Dark	57.500	57	34Sig Sgr	2.0660	26000.	115	47447	No
74	GOM_NL__2PRFIN20110328_054533_000000543101_00019_47447_3297.N1	28-MAR-2011 05:45:33	Dark	54.000	38	20Eps Sgr	1.8360	11000.	108	47447	No
75	GOM_NL__2PRFIN20110328_054941_000000553101_00020_47448_3286.N1	28-MAR-2011 05:49:41	Dark	55.000	25	35Lam Sco	1.6200	28000.	110	47448	No
76	GOM_NL__2PRFIN20110328_055338_000000403101_00020_47448_3287.N1	28-MAR-2011 05:53:38	Dark	40.000	134	Bet TrA	2.8100	6600.0	80	47448	No
77	GOM_NL__2PRFIN20110328_055618_000000473101_00020_47448_3288.N1	28-MAR-2011 05:56:18	Dark	46.500	4	Alp1Cen	-0.010000	5800.0	93	47448	No
78	GOM_NL__2PRFIN20110328_055853_000000443101_00020_47448_3289.N1	28-MAR-2011 05:58:53	Straylight	44.000	78	Alp Lup	2.3040	28000.	88	47448	No
79	GOM_NL__2PRFIN20110328_060028_000000493101_00020_47448_3290.N1	28-MAR-2011 06:00:28	Straylight	49.000	81	Eta Cen	2.3560	28000.	98	47448	No
80	GOM_NL__2PRFIN20110328_060317_000000573101_00020_47448_3291.N1	28-MAR-2011 06:03:17	Straylight	56.500	54	5The Cen	2.0550	4500.0	113	47448	No
81	GOM_NL__2PRFIN20110328_060933_000000503101_00020_47448_3292.N1	28-MAR-2011 06:09:33	Straylight	49.500	106	9Bet Crv	2.6480	5600.0	99	47448	No
82	GOM_NL__2PRFIN20110328_061134_000000423101_00020_47448_3293.N1	28-MAR-2011 06:11:34	Tw_i_and_stray	42.000	100	4Gam Crv	2.5800	13100.	84	47448	No
83	GOM_NL__2PRFIN20110328_061650_000000473101_00020_47448_3294.N1	28-MAR-2011 06:16:50	Bright	47.000	121	29Gam Vir	2.7400	7200.0	94	47448	No
84	GOM_NL__2PRFIN20110328_062127_000000403101_00020_47448_3295.N1	28-MAR-2011 06:21:27	Bright	40.000	62	94Bet Leo	2.1360	9700.0	80	47448	No
85	GOM_NL__2PRFIN20110328_062259_000000373101_00020_47448_3296.N1	28-MAR-2011 06:22:59	Bright	36.500	96	68Del Leo	2.5600	9300.0	73	47448	No
86	GOM_NL__2PRFIN20110328_062949_000000373101_00020_47448_3297.N1	28-MAR-2011 06:29:49	Bright	37.000	174	52Psi UMa	3.0040	4400.0	74	47448	No
87	GOM_NL__2PRFIN20110328_063308_000000363101_00020_47448_3298.N1	28-MAR-2011 06:33:08	Bright	36.000	82	48Bet UMa	2.3650	10600.	72	47448	No
88	GOM_NL__2PRFIN20110328_063439_000000393101_00020_47448_3299.N1	28-MAR-2011 06:34:39	Bright	38.500	36	50Alp UMa	1.8000	6300.0	77	47448	No
89	GOM_NL__2PRFIN20110328_064109_000000413101_00020_47448_3300.N1	28-MAR-2011 06:41:09	Bright	41.000	60	7Bet UMi	2.0810	3950.0	82	47448	No
90	GOM_NL__2PRFIN20110328_065018_000000383101_00020_47448_3301.N1	28-MAR-2011 06:50:18	Bright	38.000	89	5Alp Cep	2.4510	8000.0	76	47448	No
91	GOM_NL__2PRFIN20110328_065517_000000433101_00020_47448_3302.N1	28-MAR-2011 06:55:17	Bright	43.000	144	18Del Cyg	2.8600	11000.	86	47448	No
92	GOM_NL__2PRFIN20110328_065704_000000443101_00020_47448_3303.N1	28-MAR-2011 06:57:04	Bright	43.500	66	37Gam Cyg	2.2080	5900.0	87	47448	No
93	GOM_NL__2PRFIN20110328_065901_000000413101_00020_47448_3304.N1	28-MAR-2011 06:59:01	Bright	41.000	92	53Eps Cyg	2.5000	4500.0	82	47448	No
94	GOM_NL__2PRFIN20110328_070833_000000643101_00020_47448_3305.N1	28-MAR-2011 07:08:33	Dark	64.000	11	53Alp Aql	0.76500	8000.0	128	47448	No
95	GOM_NL__2PRFIN20110328_072213_000000553101_00020_47448_3306.N1	28-MAR-2011 07:22:13	Dark	54.500	57	34Sig Sgr	2.0660	26000.	109	47448	No
96	GOM_NL__2PRFIN20110328_072549_000000563101_00020_47448_3296.N1	28-MAR-2011 07:25:49	Dark	56.000	38	20Eps Sgr	1.8360	11000.	112	47448	No
97	GOM_NL__2PRFIN20110328_072956_000000583101_00021_47449_3297.N1	28-MAR-2011 07:29:56	Dark	58.000	25	35Lam Sco	1.6200	28000.	116	47449	No
98	GOM_NL__2PRFIN20110328_073352_000000403101_00021_47449_3298.N1	28-MAR-2011 07:33:52	Dark	40.000	134	Bet TrA	2.8100	6600.0	80	47449	No
99	GOM_NL__2PRFIN20110328_073632_000000473101_00021_47449_3299.N1	28-MAR-2011 07:36:32	Dark	47.000	4	Alp1Cen	-0.010000	5800.0	94	47449	No
100	GOM_NL__2PRFIN20110328_073908_000000483101_00021_47449_3300.N1	28-MAR-2011 07:39:08	Straylight	47.500	78	Alp Lup	2.3040	28000.	95	47449	No
101	GOM_NL__2PRFIN20110328_074043_000000493101_00021_47449_3301.N1	28-MAR-2011 07:40:43	Straylight	48.500	81	Eta Cen	2.3560	28000.	97	47449	No

102	GOM_NL__2PRFIN20110328_074331_000000553101_00021_47449_3302.N1	28-MAR-2011 07:43:31	Straylight	54.500	54	5The Cen	2.0550	4500.0	109	47449	No
103	GOM_NL__2PRFIN20110328_074948_000000473101_00021_47449_3303.N1	28-MAR-2011 07:49:48	Straylight	46.500	106	9Bet Crv	2.6480	5600.0	93	47449	No
104	GOM_NL__2PRFIN20110328_075148_000000443101_00021_47449_3304.N1	28-MAR-2011 07:51:48	Twl_and_stray	44.000	100	4Gam Crv	2.5800	13100.	88	47449	No
105	GOM_NL__2PRFIN20110328_093718_000000463101_00022_47450_3306.N1	28-MAR-2011 09:37:18	Bright	46.000	121	29Gam Vir	2.7400	7200.0	92	47450	No
106	GOM_NL__2PRFIN20110328_094155_000000413101_00022_47450_3307.N1	28-MAR-2011 09:41:55	Bright	40.500	62	94Bet Leo	2.1360	9700.0	81	47450	No
107	GOM_NL__2PRFIN20110328_094326_000000393101_00022_47450_3308.N1	28-MAR-2011 09:43:26	Bright	39.000	96	68Del Leo	2.5600	9300.0	78	47450	No
108	GOM_NL__2PRFIN20110328_095017_000000383101_00022_47450_3309.N1	28-MAR-2011 09:50:17	Bright	37.500	174	52Psi UMa	3.0040	4400.0	75	47450	No
109	GOM_NL__2PRFIN20110328_095336_000000373101_00022_47450_3310.N1	28-MAR-2011 09:53:36	Bright	37.000	82	48Bet UMa	2.3650	10600.	74	47450	No
110	GOM_NL__2PRFIN20110328_095507_000000383101_00022_47450_3311.N1	28-MAR-2011 09:55:07	Bright	38.000	36	50Alp UMa	1.8000	6300.0	76	47450	No
111	GOM_NL__2PRFIN20110328_100137_000000423101_00022_47450_3312.N1	28-MAR-2011 10:01:37	Bright	41.500	60	7Bet UMi	2.0810	3950.0	83	47450	No
112	GOM_NL__2PRFIN20110328_101046_000000373101_00022_47450_3313.N1	28-MAR-2011 10:10:46	Bright	37.000	89	5Alp Cep	2.4510	8000.0	74	47450	No
113	GOM_NL__2PRFIN20110328_101545_000000663101_00022_47450_3314.N1	28-MAR-2011 10:15:45	Bright	66.000	144	18Del Cyg	2.8600	11000.	132	47450	No
114	GOM_NL__2PRFIN20110328_101732_000000413101_00022_47450_3315.N1	28-MAR-2011 10:17:32	Bright	40.500	66	37Gam Cyg	2.2080	5900.0	81	47450	No
115	GOM_NL__2PRFIN20110328_101929_000000433101_00022_47450_3316.N1	28-MAR-2011 10:19:29	Bright	42.500	92	53Eps Cyg	2.5000	4500.0	85	47450	No
116	GOM_NL__2PRFIN20110328_102903_000000623101_00022_47450_3317.N1	28-MAR-2011 10:29:03	Dark	62.000	11	53Alp Aql	0.76500	8000.0	124	47450	No
117	GOM_NL__2PRFIN20110328_104243_000000543101_00022_47450_3318.N1	28-MAR-2011 10:42:43	Dark	53.500	57	34Sig Sgr	2.0660	26000.	107	47450	No
118	GOM_NL__2PRFIN20110328_104619_000000533101_00023_47451_3336.N1	28-MAR-2011 10:46:19	Dark	53.000	38	20Eps Sgr	1.8360	11000.	106	47451	No
119	GOM_NL__2PRFIN20110328_105027_000000553101_00023_47451_3337.N1	28-MAR-2011 10:50:27	Dark	54.500	25	35Lam Sco	1.6200	28000.	109	47451	No
120	GOM_NL__2PRFIN20110328_105421_000000413101_00023_47451_3338.N1	28-MAR-2011 10:54:21	Dark	40.500	134	Bet TrA	2.8100	6600.0	81	47451	No
121	GOM_NL__2PRFIN20110328_105701_000000563101_00023_47451_3339.N1	28-MAR-2011 10:57:01	Dark	56.000	4	Alp1Cen	-0.010000	5800.0	112	47451	No
122	GOM_NL__2PRFIN20110328_105937_000000453101_00023_47451_3340.N1	28-MAR-2011 10:59:37	Straylight	45.000	78	Alp Lup	2.3040	28000.	90	47451	No
123	GOM_NL__2PRFIN20110328_110112_000000503101_00023_47451_3341.N1	28-MAR-2011 11:01:12	Straylight	49.500	81	Eta Cen	2.3560	28000.	99	47451	No
124	GOM_NL__2PRFIN20110328_110400_000000603101_00023_47451_3342.N1	28-MAR-2011 11:04:00	Straylight	59.500	54	5The Cen	2.0550	4500.0	119	47451	No
125	GOM_NL__2PRFIN20110328_111016_000000503101_00023_47451_3343.N1	28-MAR-2011 11:10:16	Straylight	49.500	106	9Bet Crv	2.6480	5600.0	99	47451	No
126	GOM_NL__2PRFIN20110328_111216_000000433101_00023_47451_3344.N1	28-MAR-2011 11:12:16	Twl_and_stray	42.500	100	4Gam Crv	2.5800	13100.	85	47451	No
127	GOM_NL__2PRFIN20110328_111732_000000463101_00023_47451_3345.N1	28-MAR-2011 11:17:32	Bright	46.000	121	29Gam Vir	2.7400	7200.0	92	47451	No
128	GOM_NL__2PRFIN20110328_112209_000000413101_00023_47451_3346.N1	28-MAR-2011 11:22:09	Bright	40.500	62	94Bet Leo	2.1360	9700.0	81	47451	No
129	GOM_NL__2PRFIN20110328_112340_000000383101_00023_47451_3347.N1	28-MAR-2011 11:23:40	Bright	37.500	96	68Del Leo	2.5600	9300.0	75	47451	No
130	GOM_NL__2PRFIN20110328_113031_000000393101_00023_47451_3348.N1	28-MAR-2011 11:30:31	Bright	38.500	174	52Psi UMa	3.0040	4400.0	77	47451	No
131	GOM_NL__2PRFIN20110328_113350_000000373101_00023_47451_3349.N1	28-MAR-2011 11:33:50	Bright	37.000	82	48Bet UMa	2.3650	10600.	74	47451	No
132	GOM_NL__2PRFIN20110328_113521_000000403101_00023_47451_3350.N1	28-MAR-2011 11:35:21	Bright	39.500	36	50Alp UMa	1.8000	6300.0	79	47451	No
133	GOM_NL__2PRFIN20110328_114150_000000393101_00023_47451_3351.N1	28-MAR-2011 11:41:50	Bright	39.000	60	7Bet UMi	2.0810	3950.0	78	47451	No
134	GOM_NL__2PRFIN20110328_115100_000000363101_00023_47451_3352.N1	28-MAR-2011 11:51:00	Bright	35.500	89	5Alp Cep	2.4510	8000.0	71	47451	No
135	GOM_NL__2PRFIN20110328_115559_000000443101_00023_47451_3353.N1	28-MAR-2011 11:55:59	Bright	44.000	144	18Del Cyg	2.8600	11000.	88	47451	No
136	GOM_NL__2PRFIN20110328_115746_000000443101_00023_47451_3354.N1	28-MAR-2011 11:57:46	Bright	43.500	66	37Gam Cyg	2.2080	5900.0	87	47451	No
137	GOM_NL__2PRFIN20110328_115943_000000493101_00023_47451_3355.N1	28-MAR-2011 11:59:43	Bright	49.000	92	53Eps Cyg	2.5000	4500.0	98	47451	No
138	GOM_NL__2PRFIN20110328_120917_000000603101_00023_47451_3356.N1	28-MAR-2011 12:09:17	Dark	60.000	11	53Alp Aql	0.76500	8000.0	120	47451	No
139	GOM_NL__2PRFIN20110328_122259_000000563101_00023_47451_3357.N1	28-MAR-2011 12:22:59	Dark	56.000	57	34Sig Sgr	2.0660	26000.	112	47451	No
140	GOM_NL__2PRFIN20110328_122634_000000543101_00024_47452_3346.N1	28-MAR-2011 12:26:34	Dark	54.000	38	20Eps Sgr	1.8360	11000.	108	47452	No
141	GOM_NL__2PRFIN20110328_123042_000000573101_00024_47452_3347.N1	28-MAR-2011 12:30:42	Dark	57.000	25	35Lam Sco	1.6200	28000.	114	47452	No
142	GOM_NL__2PRFIN20110328_123436_000000403101_00024_47452_3348.N1	28-MAR-2011 12:34:36	Dark	39.500	134	Bet TrA	2.8100	6600.0	79	47452	No
143	GOM_NL__2PRFIN20110328_123716_000000513101_00024_47452_3349.N1	28-MAR-2011 12:37:16	Dark	51.000	4	Alp1Cen	-0.010000	5800.0	102	47452	No
144	GOM_NL__2PRFIN20110328_123952_000000463101_00024_47452_3350.N1	28-MAR-2011 12:39:52	Straylight	46.000	78	Alp Lup	2.3040	28000.	92	47452	No
145	GOM_NL__2PRFIN20110328_124127_000000503101_00024_47452_3351.N1	28-MAR-2011 12:41:27	Straylight	50.000	81	Eta Cen	2.3560	28000.	100	47452	No
146	GOM_NL__2PRFIN20110328_124415_000000583101_00024_47452_3352.N1	28-MAR-2011 12:44:15	Straylight	58.000	54	5The Cen	2.0550	4500.0	116	47452	No
147	GOM_NL__2PRFIN20110328_125030_000000493101_00024_47452_3353.N1	28-MAR-2011 12:50:30	Straylight	49.000	106	9Bet Crv	2.6480	5600.0	98	47452	No
148	GOM_NL__2PRFIN20110328_125230_000000453101_00024_47452_3354.N1	28-MAR-2011 12:52:30	Twl_and_stray	44.500	100	4Gam Crv	2.5800	13100.	89	47452	No
149	GOM_NL__2PRFIN20110328_125746_000000463101_00024_47452_3355.N1	28-MAR-2011 12:57:46	Bright	46.000	121	29Gam Vir	2.7400	7200.0	92	47452	No
150	GOM_NL__2PRFIN20110328_130222_000000403101_00024_47452_3356.N1	28-MAR-2011 13:02:22	Bright	40.000	62	94Bet Leo	2.1360	9700.0	80	47452	No
151	GOM_NL__2PRFIN20110328_130354_000000373101_00024_47452_3357.N1	28-MAR-2011 13:03:54	Bright	36.500	96	68Del Leo	2.5600	9300.0	73	47452	No
152	GOM_NL__2PRFIN20110328_131045_000000373101_00024_47452_3358.N1	28-MAR-2011 13:10:45	Bright	37.000	174	52Psi UMa	3.0040	4400.0	74	47452	No
153	GOM_NL__2PRFIN20110328_131404_000000363101_00024_47452_3359.N1	28-MAR-2011 13:14:04	Bright	36.000	82	48Bet UMa	2.3650	10600.	72	47452	No
154	GOM_NL__2PRFIN20110328_131535_000000393101_00024_47452_3360.N1	28-MAR-2011 13:15:35	Bright	39.000	36	50Alp UMa	1.8000	6300.0	78	47452	No
155	GOM_NL__2PRFIN20110328_132204_000000423101_00024_47452_3361.N1	28-MAR-2011 13:22:04	Bright	41.500	60	7Bet UMi	2.0810	3950.0	83	47452	No
156	GOM_NL__2PRFIN20110328_133114_000000543101_00024_47452_3362.N1	28-MAR-2011 13:31:14	Bright	54.000	89	5Alp Cep	2.4510	8000.0	108	47452	No
157	GOM_NL__2PRFIN20110328_133613_000000443101_00024_47452_3363.N1	28-MAR-2011 13:36:13	Bright	44.000	144	18Del Cyg	2.8600	11000.	88	47452	No
158	GOM_NL__2PRFIN20110328_133800_000000443101_00024_47452_3364.N1	28-MAR-2011 13:38:00	Bright	43.500	66	37Gam Cyg	2.2080	5900.0	87	47452	No
159	GOM_NL__2PRFIN20110328_133957_000000593101_00024_47452_3365.N1	28-MAR-2011 13:39:57	Bright	59.000	92	53Eps Cyg	2.5000	4500.0	118	47452	No
160	GOM_NL__2PRFIN20110328_134932_000000613101_00024_47452_3366.N1	28-MAR-2011 13:49:32	Dark	61.000	11	53Alp Aql	0.76500	8000.0	122	47452	No

161	GOM_NL__2PRFIN20110328_140314_00000533101_00024_47452_3367.N1	28-MAR-2011 14:03:14	Dark	52.500	57	34Sig Sgr	2.0660	26000.	105	47452	No
162	GOM_NL__2PRFIN20110328_140649_00000533101_00025_47453_3356.N1	28-MAR-2011 14:06:49	Dark	53.000	38	20Eps Sgr	1.8360	11000.	106	47453	No
163	GOM_NL__2PRFIN20110328_141057_00000573101_00025_47453_3357.N1	28-MAR-2011 14:10:57	Dark	57.000	25	35Lam Sco	1.6200	28000.	114	47453	No
164	GOM_NL__2PRFIN20110328_141450_00000433101_00025_47453_3358.N1	28-MAR-2011 14:14:50	Dark	42.500	134	Bet TrA	2.8100	6600.0	85	47453	No
165	GOM_NL__2PRFIN20110328_141730_00000463101_00025_47453_3359.N1	28-MAR-2011 14:17:30	Dark	46.000	4	Alp1Cen	-0.010000	5800.0	92	47453	No
166	GOM_NL__2PRFIN20110328_142007_00000453101_00025_47453_3360.N1	28-MAR-2011 14:20:07	Straylight	44.500	78	Alp Lup	2.3040	28000.	89	47453	No
167	GOM_NL__2PRFIN20110328_142141_00000533101_00025_47453_3361.N1	28-MAR-2011 14:21:41	Straylight	53.000	81	Eta Cen	2.3560	28000.	106	47453	No
168	GOM_NL__2PRFIN20110328_142429_00000543101_00025_47453_3362.N1	28-MAR-2011 14:24:29	Straylight	54.000	54	5The Cen	2.0550	4500.0	108	47453	No
169	GOM_NL__2PRFIN20110328_143044_00000483101_00025_47453_3363.N1	28-MAR-2011 14:30:44	Straylight	47.500	106	9Bet Crv	2.6480	5600.0	95	47453	No
170	GOM_NL__2PRFIN20110328_143245_00000433101_00025_47453_3364.N1	28-MAR-2011 14:32:45	Tw_i_and_stray	42.500	100	4Gam Crv	2.5800	13100.	85	47453	No
171	GOM_NL__2PRFIN20110328_143759_00000473101_00025_47453_3365.N1	28-MAR-2011 14:37:59	Bright	46.500	121	29Gam Vir	2.7400	7200.0	93	47453	No
172	GOM_NL__2PRFIN20110328_144236_00000403101_00025_47453_3366.N1	28-MAR-2011 14:42:36	Bright	40.000	62	94Bet Leo	2.1360	9700.0	80	47453	No
173	GOM_NL__2PRFIN20110328_144408_00000373101_00025_47453_3367.N1	28-MAR-2011 14:44:08	Bright	37.000	96	68Del Leo	2.5600	9300.0	74	47453	No
174	GOM_NL__2PRFIN20110328_145059_00000453101_00025_47453_3368.N1	28-MAR-2011 14:50:59	Bright	44.500	174	52Psi UMa	3.0040	4400.0	89	47453	No
175	GOM_NL__2PRFIN20110328_145417_00000353101_00025_47453_3369.N1	28-MAR-2011 14:54:17	Bright	34.500	82	48Bet UMa	2.3650	10600.	69	47453	No
176	GOM_NL__2PRFIN20110328_145549_00000383101_00025_47453_3370.N1	28-MAR-2011 14:55:49	Bright	38.000	36	50Alp UMa	1.8000	6300.0	76	47453	No
177	GOM_NL__2PRFIN20110328_150218_00000423101_00025_47453_3371.N1	28-MAR-2011 15:02:18	Bright	41.500	60	7Bet UMi	2.0810	3950.0	83	47453	No
178	GOM_NL__2PRFIN20110328_151128_00000363101_00025_47453_3372.N1	28-MAR-2011 15:11:28	Bright	36.000	89	5Alp Cep	2.4510	8000.0	72	47453	No
179	GOM_NL__2PRFIN20110328_151626_00000453101_00025_47453_3373.N1	28-MAR-2011 15:16:26	Bright	44.500	144	18Del Cyg	2.8600	11000.	89	47453	No
180	GOM_NL__2PRFIN20110328_151814_00000583101_00025_47453_3374.N1	28-MAR-2011 15:18:14	Bright	58.000	66	37Gam Cyg	2.2080	5900.0	116	47453	No
181	GOM_NL__2PRFIN20110328_152011_00000593101_00025_47453_3375.N1	28-MAR-2011 15:20:11	Bright	59.000	92	53Eps Cyg	2.5000	4500.0	118	47453	No
182	GOM_NL__2PRFIN20110328_152946_00000653101_00025_47453_3376.N1	28-MAR-2011 15:29:46	Dark	65.000	11	53Alp Aql	0.76500	8000.0	130	47453	No
183	GOM_NL__2PRFIN20110328_154329_00000553101_00025_47453_3377.N1	28-MAR-2011 15:43:29	Dark	54.500	57	34Sig Sgr	2.0660	26000.	109	47453	No
184	GOM_NL__2PRFIN20110328_154705_00000553101_00026_47454_3376.N1	28-MAR-2011 15:47:05	Dark	54.500	38	20Eps Sgr	1.8360	11000.	109	47454	No
185	GOM_NL__2PRFIN20110328_155113_00000603101_00026_47454_3377.N1	28-MAR-2011 15:51:13	Dark	59.500	25	35Lam Sco	1.6200	28000.	119	47454	No
186	GOM_NL__2PRFIN20110328_155505_00000413101_00026_47454_3378.N1	28-MAR-2011 15:55:05	Dark	41.000	134	Bet TrA	2.8100	6600.0	82	47454	No
187	GOM_NL__2PRFIN20110328_155744_00000473101_00026_47454_3379.N1	28-MAR-2011 15:57:44	Dark	46.500	4	Alp1Cen	-0.010000	5800.0	93	47454	No
188	GOM_NL__2PRFIN20110328_160021_00000453101_00026_47454_3380.N1	28-MAR-2011 16:00:21	Straylight	45.000	78	Alp Lup	2.3040	28000.	90	47454	No
189	GOM_NL__2PRFIN20110328_160156_00000503101_00026_47454_3381.N1	28-MAR-2011 16:01:56	Straylight	50.000	81	Eta Cen	2.3560	28000.	100	47454	No
190	GOM_NL__2PRFIN20110328_160444_00000533101_00026_47454_3382.N1	28-MAR-2011 16:04:44	Straylight	52.500	54	5The Cen	2.0550	4500.0	105	47454	No
191	GOM_NL__2PRFIN20110328_161058_00000503101_00026_47454_3383.N1	28-MAR-2011 16:10:58	Straylight	49.500	106	9Bet Crv	2.6480	5600.0	99	47454	No
192	GOM_NL__2PRFIN20110328_161259_00000463101_00026_47454_3384.N1	28-MAR-2011 16:12:59	Tw_i_and_stray	46.000	100	4Gam Crv	2.5800	13100.	92	47454	No
193	GOM_NL__2PRFIN20110328_161813_00000473101_00026_47454_3385.N1	28-MAR-2011 16:18:13	Bright	47.000	121	29Gam Vir	2.7400	7200.0	94	47454	No
194	GOM_NL__2PRFIN20110328_162250_00000403101_00026_47454_3386.N1	28-MAR-2011 16:22:50	Bright	39.500	62	94Bet Leo	2.1360	9700.0	79	47454	No
195	GOM_NL__2PRFIN20110328_162422_00000383101_00026_47454_3387.N1	28-MAR-2011 16:24:22	Bright	38.000	96	68Del Leo	2.5600	9300.0	76	47454	No
196	GOM_NL__2PRFIN20110328_163112_00000373101_00026_47454_3388.N1	28-MAR-2011 16:31:12	Bright	36.500	174	52Psi UMa	3.0040	4400.0	73	47454	No
197	GOM_NL__2PRFIN20110328_163431_00000373101_00026_47454_3389.N1	28-MAR-2011 16:34:31	Bright	36.500	82	48Bet UMa	2.3650	10600.	73	47454	No
198	GOM_NL__2PRFIN20110328_163602_00000373101_00026_47454_3390.N1	28-MAR-2011 16:36:02	Bright	36.500	36	50Alp UMa	1.8000	6300.0	73	47454	No
199	GOM_NL__2PRFIN20110328_164231_00000403101_00026_47454_3391.N1	28-MAR-2011 16:42:31	Bright	40.000	60	7Bet UMi	2.0810	3950.0	80	47454	No
200	GOM_NL__2PRFIN20110328_165141_00000383101_00026_47454_3392.N1	28-MAR-2011 16:51:41	Bright	37.500	89	5Alp Cep	2.4510	8000.0	75	47454	No
201	GOM_NL__2PRFIN20110328_165640_00000453101_00026_47454_3393.N1	28-MAR-2011 16:56:40	Bright	44.500	144	18Del Cyg	2.8600	11000.	89	47454	No
202	GOM_NL__2PRFIN20110328_165828_00000453101_00026_47454_3394.N1	28-MAR-2011 16:58:28	Bright	44.500	66	37Gam Cyg	2.2080	5900.0	89	47454	No
203	GOM_NL__2PRFIN20110328_170025_00000403101_00026_47454_3395.N1	28-MAR-2011 17:00:25	Bright	40.000	92	53Eps Cyg	2.5000	4500.0	80	47454	No
204	GOM_NL__2PRFIN20110328_171001_00000673101_00026_47454_3396.N1	28-MAR-2011 17:10:01	Dark	66.500	11	53Alp Aql	0.76500	8000.0	133	47454	No
205	GOM_NL__2PRFIN20110328_172344_00000543101_00026_47454_3397.N1	28-MAR-2011 17:23:44	Dark	54.000	57	34Sig Sgr	2.0660	26000.	108	47454	No
206	GOM_NL__2PRFIN20110328_172720_00000533101_00027_47455_3386.N1	28-MAR-2011 17:27:20	Dark	53.000	38	20Eps Sgr	1.8360	11000.	106	47455	No
207	GOM_NL__2PRFIN20110328_173128_00000613101_00027_47455_3387.N1	28-MAR-2011 17:31:28	Dark	60.500	25	35Lam Sco	1.6200	28000.	121	47455	No
208	GOM_NL__2PRFIN20110328_173519_00000413101_00027_47455_3388.N1	28-MAR-2011 17:35:19	Dark	41.000	134	Bet TrA	2.8100	6600.0	82	47455	No
209	GOM_NL__2PRFIN20110328_173759_00000553101_00027_47455_3389.N1	28-MAR-2011 17:37:59	Dark	55.000	4	Alp1Cen	-0.010000	5800.0	110	47455	No
210	GOM_NL__2PRFIN20110328_174036_00000453101_00027_47455_3390.N1	28-MAR-2011 17:40:36	Straylight	45.000	78	Alp Lup	2.3040	28000.	90	47455	No
211	GOM_NL__2PRFIN20110328_174211_00000513101_00027_47455_3391.N1	28-MAR-2011 17:42:11	Straylight	50.500	81	Eta Cen	2.3560	28000.	101	47455	No
212	GOM_NL__2PRFIN20110328_174459_00000623101_00027_47455_3392.N1	28-MAR-2011 17:44:59	Straylight	61.500	54	5The Cen	2.0550	4500.0	123	47455	No
213	GOM_NL__2PRFIN20110328_175112_00000493101_00027_47455_3393.N1	28-MAR-2011 17:51:12	Straylight	49.000	106	9Bet Crv	2.6480	5600.0	98	47455	No
214	GOM_NL__2PRFIN20110328_175313_00000453101_00027_47455_3394.N1	28-MAR-2011 17:53:13	Tw_i_and_stray	45.000	100	4Gam Crv	2.5800	13100.	90	47455	No
215	GOM_NL__2PRFIN20110328_175827_00000473101_00027_47455_3395.N1	28-MAR-2011 17:58:27	Bright	46.500	121	29Gam Vir	2.7400	7200.0	93	47455	No
216	GOM_NL__2PRFIN20110328_180304_00000403101_00027_47455_3396.N1	28-MAR-2011 18:03:04	Bright	40.000	62	94Bet Leo	2.1360	9700.0	80	47455	No
217	GOM_NL__2PRFIN20110328_180436_00000383101_00027_47455_3397.N1	28-MAR-2011 18:04:36	Bright	38.000	96	68Del Leo	2.5600	9300.0	76	47455	No
218	GOM_NL__2PRFIN20110328_181126_00000373101_00027_47455_3398.N1	28-MAR-2011 18:11:26	Bright	37.000	174	52Psi UMa	3.0040	4400.0	74	47455	No
219	GOM_NL__2PRFIN20110328_181445_00000373101_00027_47455_3399.N1	28-MAR-2011 18:14:45	Bright	36.500	82	48Bet UMa	2.3650	10600.	73	47455	No

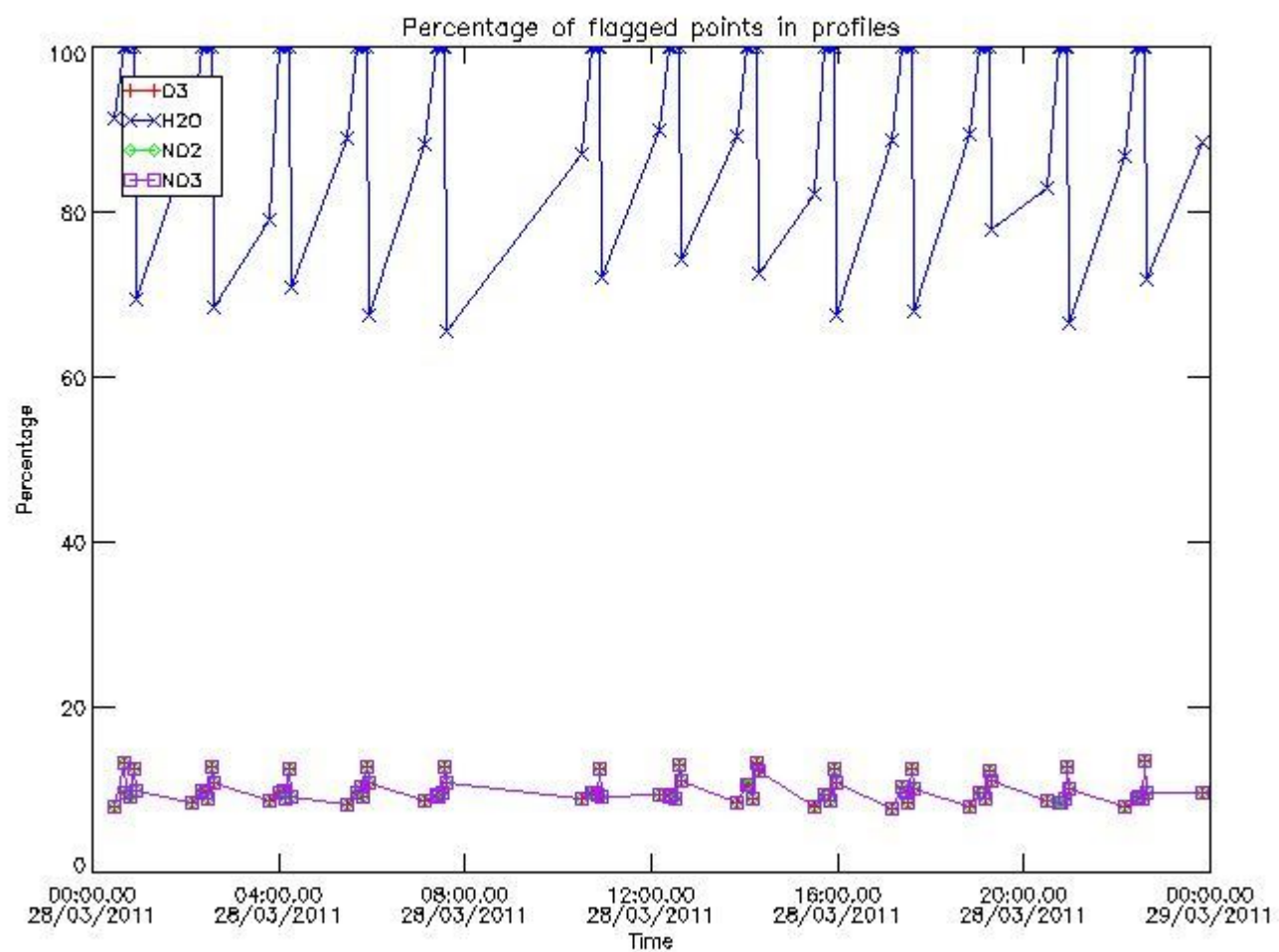
220	GOM_NL__2PRFIN20110328_181616_000000393101_00027_47455_3400.N1	28-MAR-2011 18:16:16	Bright	38.500	36	50Alp UMa	1.8000	6300.0	77	47455	No
221	GOM_NL__2PRFIN20110328_182245_000000383101_00027_47455_3401.N1	28-MAR-2011 18:22:45	Bright	38.000	60	7Bet UMi	2.0810	3950.0	76	47455	No
222	GOM_NL__2PRFIN20110328_183156_000000543101_00027_47455_3402.N1	28-MAR-2011 18:31:56	Bright	54.000	89	5Alp Cep	2.4510	8000.0	108	47455	No
223	GOM_NL__2PRFIN20110328_183654_000000463101_00027_47455_3403.N1	28-MAR-2011 18:36:54	Bright	45.500	144	18Del Cyg	2.8600	11000.	91	47455	No
224	GOM_NL__2PRFIN20110328_183842_000000453101_00027_47455_3404.N1	28-MAR-2011 18:38:42	Bright	44.500	66	37Gam Cyg	2.2080	5900.0	89	47455	No
225	GOM_NL__2PRFIN20110328_184039_000000403101_00027_47455_3405.N1	28-MAR-2011 18:40:39	Bright	40.000	92	53Eps Cyg	2.5000	4500.0	80	47455	No
226	GOM_NL__2PRFIN20110328_185016_000000713101_00027_47455_3406.N1	28-MAR-2011 18:50:16	Dark	70.500	11	53Alp Aql	0.76500	8000.0	141	47455	No
227	GOM_NL__2PRFIN20110328_190400_000000533101_00027_47455_3407.N1	28-MAR-2011 19:04:00	Dark	53.000	57	34Sig Sgr	2.0660	26000.	106	47455	No
228	GOM_NL__2PRFIN20110328_190735_000000533101_00028_47456_3396.N1	28-MAR-2011 19:07:35	Dark	53.000	38	20Eps Sgr	1.8360	11000.	106	47456	No
229	GOM_NL__2PRFIN20110328_191143_000000583101_00028_47456_3397.N1	28-MAR-2011 19:11:43	Dark	57.500	25	35Lam Sco	1.6200	28000.	115	47456	No
230	GOM_NL__2PRFIN20110328_191534_000000423101_00028_47456_3398.N1	28-MAR-2011 19:15:34	Dark	41.500	134	Bet TrA	2.8100	6600.0	83	47456	No
231	GOM_NL__2PRFIN20110328_191813_000000553101_00028_47456_3399.N1	28-MAR-2011 19:18:13	Dark	54.500	4	Alp1Cen	-0.010000	5800.0	109	47456	No
232	GOM_NL__2PRFIN20110328_192051_000000443101_00028_47456_3400.N1	28-MAR-2011 19:20:51	Straylight	44.000	78	Alp Lup	2.3040	28000.	88	47456	No
233	GOM_NL__2PRFIN20110328_192226_000000503101_00028_47456_3401.N1	28-MAR-2011 19:22:26	Straylight	50.000	81	Eta Cen	2.3560	28000.	100	47456	No
234	GOM_NL__2PRFIN20110328_192513_000000543101_00028_47456_3402.N1	28-MAR-2011 19:25:13	Straylight	54.000	54	5The Cen	2.0550	4500.0	108	47456	No
235	GOM_NL__2PRFIN20110328_193127_000000483101_00028_47456_3403.N1	28-MAR-2011 19:31:27	Straylight	48.000	106	9Bet Crv	2.6480	5600.0	96	47456	No
236	GOM_NL__2PRFIN20110328_193327_000000453101_00028_47456_3404.N1	28-MAR-2011 19:33:27	Tw_i_and_stray	44.500	100	4Gam Crv	2.5800	13100.	89	47456	No
237	GOM_NL__2PRFIN20110328_193841_000000473101_00028_47456_3405.N1	28-MAR-2011 19:38:41	Bright	46.500	121	29Gam Vir	2.7400	7200.0	93	47456	No
238	GOM_NL__2PRFIN20110328_194318_000000403101_00028_47456_3406.N1	28-MAR-2011 19:43:18	Bright	40.000	62	94Bet Leo	2.1360	9700.0	80	47456	No
239	GOM_NL__2PRFIN20110328_194450_000000383101_00028_47456_3407.N1	28-MAR-2011 19:44:50	Bright	37.500	96	68Del Leo	2.5600	9300.0	75	47456	No
240	GOM_NL__2PRFIN20110328_195140_000000363101_00028_47456_3408.N1	28-MAR-2011 19:51:40	Bright	35.500	174	52Psi UMa	3.0040	4400.0	71	47456	No
241	GOM_NL__2PRFIN20110328_195459_000000543101_00028_47456_3409.N1	28-MAR-2011 19:54:59	Bright	54.000	82	48Bet UMa	2.3650	10600.	108	47456	No
242	GOM_NL__2PRFIN20110328_195630_000000393101_00028_47456_3410.N1	28-MAR-2011 19:56:30	Bright	39.000	36	50Alp UMa	1.8000	6300.0	78	47456	No
243	GOM_NL__2PRFIN20110328_200259_000000423101_00028_47456_3411.N1	28-MAR-2011 20:02:59	Bright	42.000	60	7Bet UMi	2.0810	3950.0	84	47456	No
244	GOM_NL__2PRFIN20110328_201210_000000383101_00028_47456_3412.N1	28-MAR-2011 20:12:10	Bright	38.000	89	5Alp Cep	2.4510	8000.0	76	47456	No
245	GOM_NL__2PRFIN20110328_201708_000000453101_00028_47456_3413.N1	28-MAR-2011 20:17:08	Bright	45.000	144	18Del Cyg	2.8600	11000.	90	47456	No
246	GOM_NL__2PRFIN20110328_201856_000000453101_00028_47456_3414.N1	28-MAR-2011 20:18:56	Bright	44.500	66	37Gam Cyg	2.2080	5900.0	89	47456	No
247	GOM_NL__2PRFIN20110328_202053_000000403101_00028_47456_3415.N1	28-MAR-2011 20:20:53	Bright	40.000	92	53Eps Cyg	2.5000	4500.0	80	47456	No
248	GOM_NL__2PRFIN20110328_203030_000000593101_00028_47456_3416.N1	28-MAR-2011 20:30:30	Dark	59.000	11	53Alp Aql	0.76500	8000.0	118	47456	No
249	GOM_NL__2PRFIN20110328_204415_000000603101_00028_47456_3417.N1	28-MAR-2011 20:44:15	Dark	60.000	57	34Sig Sgr	2.0660	26000.	120	47456	No
250	GOM_NL__2PRFIN20110328_204750_000000613101_00029_47457_3406.N1	28-MAR-2011 20:47:50	Dark	60.500	38	20Eps Sgr	1.8360	11000.	121	47457	No
251	GOM_NL__2PRFIN20110328_205159_000000573101_00029_47457_3407.N1	28-MAR-2011 20:51:59	Dark	56.500	25	35Lam Sco	1.6200	28000.	113	47457	No
252	GOM_NL__2PRFIN20110328_205548_000000403101_00029_47457_3408.N1	28-MAR-2011 20:55:48	Dark	40.000	134	Bet TrA	2.8100	6600.0	80	47457	No
253	GOM_NL__2PRFIN20110328_205828_000000563101_00029_47457_3409.N1	28-MAR-2011 20:58:28	Dark	55.500	4	Alp1Cen	-0.010000	5800.0	111	47457	No
254	GOM_NL__2PRFIN20110328_210105_000000443101_00029_47457_3410.N1	28-MAR-2011 21:01:05	Straylight	44.000	78	Alp Lup	2.3040	28000.	88	47457	No
255	GOM_NL__2PRFIN20110328_210240_000000523101_00029_47457_3411.N1	28-MAR-2011 21:02:40	Straylight	51.500	81	Eta Cen	2.3560	28000.	103	47457	No
256	GOM_NL__2PRFIN20110328_210528_000000583101_00029_47457_3412.N1	28-MAR-2011 21:05:28	Straylight	57.500	54	5The Cen	2.0550	4500.0	115	47457	No
257	GOM_NL__2PRFIN20110328_211141_000000503101_00029_47457_3413.N1	28-MAR-2011 21:11:41	Straylight	50.000	106	9Bet Crv	2.6480	5600.0	100	47457	No
258	GOM_NL__2PRFIN20110328_211341_000000453101_00029_47457_3414.N1	28-MAR-2011 21:13:41	Tw_i_and_stray	45.000	100	4Gam Crv	2.5800	13100.	90	47457	No
259	GOM_NL__2PRFIN20110328_211855_000000473101_00029_47457_3415.N1	28-MAR-2011 21:18:55	Bright	47.000	121	29Gam Vir	2.7400	7200.0	94	47457	No
260	GOM_NL__2PRFIN20110328_212332_000000403101_00029_47457_3416.N1	28-MAR-2011 21:23:32	Bright	39.500	62	94Bet Leo	2.1360	9700.0	79	47457	No
261	GOM_NL__2PRFIN20110328_212504_000000373101_00029_47457_3417.N1	28-MAR-2011 21:25:04	Bright	37.000	96	68Del Leo	2.5600	9300.0	74	47457	No
262	GOM_NL__2PRFIN20110328_213154_000000373101_00029_47457_3418.N1	28-MAR-2011 21:31:54	Bright	37.000	174	52Psi UMa	3.0040	4400.0	74	47457	No
263	GOM_NL__2PRFIN20110328_213513_000000353101_00029_47457_3419.N1	28-MAR-2011 21:35:13	Bright	35.000	82	48Bet UMa	2.3650	10600.	70	47457	No
264	GOM_NL__2PRFIN20110328_213644_000000403101_00029_47457_3420.N1	28-MAR-2011 21:36:44	Bright	39.500	36	50Alp UMa	1.8000	6300.0	79	47457	No
265	GOM_NL__2PRFIN20110328_214312_000000433101_00029_47457_3421.N1	28-MAR-2011 21:43:12	Bright	42.500	60	7Bet UMi	2.0810	3950.0	85	47457	No
266	GOM_NL__2PRFIN20110328_215223_000000373101_00029_47457_3422.N1	28-MAR-2011 21:52:23	Bright	37.000	89	5Alp Cep	2.4510	8000.0	74	47457	No
267	GOM_NL__2PRFIN20110328_215722_000000663101_00029_47457_3423.N1	28-MAR-2011 21:57:22	Bright	66.000	144	18Del Cyg	2.8600	11000.	132	47457	No
268	GOM_NL__2PRFIN20110328_215910_000000433101_00029_47457_3424.N1	28-MAR-2011 21:59:10	Bright	42.500	66	37Gam Cyg	2.2080	5900.0	85	47457	No
269	GOM_NL__2PRFIN20110328_220107_000000413101_00029_47457_3425.N1	28-MAR-2011 22:01:07	Bright	41.000	92	53Eps Cyg	2.5000	4500.0	82	47457	No
270	GOM_NL__2PRFIN20110328_221045_000000653101_00029_47457_3426.N1	28-MAR-2011 22:10:45	Dark	64.500	11	53Alp Aql	0.76500	8000.0	129	47457	No
271	GOM_NL__2PRFIN20110328_222430_000000573101_00029_47457_3427.N1	28-MAR-2011 22:24:30	Dark	56.500	57	34Sig Sgr	2.0660	26000.	113	47457	No
272	GOM_NL__2PRFIN20110328_222806_000000553101_00030_47458_3416.N1	28-MAR-2011 22:28:06	Dark	55.000	38	20Eps Sgr	1.8360	11000.	110	47458	No
273	GOM_NL__2PRFIN20110328_223214_000000573101_00030_47458_3417.N1	28-MAR-2011 22:32:14	Dark	56.500	25	35Lam Sco	1.6200	28000.	113	47458	No
274	GOM_NL__2PRFIN20110328_223603_000000383101_00030_47458_3418.N1	28-MAR-2011 22:36:03	Dark	38.000	134	Bet TrA	2.8100	6600.0	76	47458	No
275	GOM_NL__2PRFIN20110328_223843_000000543101_00030_47458_3419.N1	28-MAR-2011 22:38:43	Dark	53.500	4	Alp1Cen	-0.010000	5800.0	107	47458	No
276	GOM_NL__2PRFIN20110328_224120_000000473101_00030_47458_3420.N1	28-MAR-2011 22:41:20	Straylight	47.000	78	Alp Lup	2.3040	28000.	94	47458	No
277	GOM_NL__2PRFIN20110328_224255_000000503101_00030_47458_3421.N1	28-MAR-2011 22:42:55	Straylight	49.500	81	Eta Cen	2.3560	28000.	99	47458	No
278	GOM_NL__2PRFIN20110328_224543_000000503101_00030_47458_3422.N1	28-MAR-2011 22:45:43	Straylight	49.500	54	5The Cen	2.0550	4500.0	99	47458	No

279	GOM_NL__2PRFIN20110328_225155_000000513101_00030_47458_3423.N1	28-MAR-2011 22:51:55	Straylight	51.000	106	9Bet Crv	2.6480	5600.0	102	47458	No
280	GOM_NL__2PRFIN20110328_225355_000000453101_00030_47458_3424.N1	28-MAR-2011 22:53:55	Twilight_stray	45.000	100	4Gam Crv	2.5800	13100.	90	47458	No
281	GOM_NL__2PRFIN20110328_225909_000000473101_00030_47458_3425.N1	28-MAR-2011 22:59:09	Bright	46.500	121	29Gam Vir	2.7400	7200.0	93	47458	No
282	GOM_NL__2PRFIN20110328_230346_000000393101_00030_47458_3426.N1	28-MAR-2011 23:03:46	Bright	39.000	62	94Bet Leo	2.1360	9700.0	78	47458	No
283	GOM_NL__2PRFIN20110328_230518_000000383101_00030_47458_3427.N1	28-MAR-2011 23:05:18	Bright	37.500	96	68Del Leo	2.5600	9300.0	75	47458	No
284	GOM_NL__2PRFIN20110328_231208_000000393101_00030_47458_3428.N1	28-MAR-2011 23:12:08	Bright	39.000	174	52Psi UMa	3.0040	4400.0	78	47458	No
285	GOM_NL__2PRFIN20110328_231527_000000363101_00030_47458_3429.N1	28-MAR-2011 23:15:27	Bright	35.500	82	48Bet UMa	2.3650	10600.	71	47458	No
286	GOM_NL__2PRFIN20110328_231658_000000373101_00030_47458_3430.N1	28-MAR-2011 23:16:58	Bright	36.500	36	50Alp UMa	1.8000	6300.0	73	47458	No
287	GOM_NL__2PRFIN20110328_232326_000000373101_00030_47458_3431.N1	28-MAR-2011 23:23:26	Bright	37.000	60	7Bet UMi	2.0810	3950.0	74	47458	No
288	GOM_NL__2PRFIN20110328_233238_000000543101_00030_47458_3432.N1	28-MAR-2011 23:32:38	Bright	54.000	89	5Alp Cep	2.4510	8000.0	108	47458	No
289	GOM_NL__2PRFIN20110328_233736_000000453101_00030_47458_3433.N1	28-MAR-2011 23:37:36	Bright	44.500	144	18Del Cyg	2.8600	11000.	89	47458	No
290	GOM_NL__2PRFIN20110328_233924_000000443101_00030_47458_3434.N1	28-MAR-2011 23:39:24	Bright	44.000	66	37Gam Cyg	2.2080	5900.0	88	47458	No
291	GOM_NL__2PRFIN20110328_234121_000000593101_00030_47458_3435.N1	28-MAR-2011 23:41:21	Bright	59.000	92	53Eps Cyg	2.5000	4500.0	118	47458	No
292	GOM_NL__2PRFIN20110328_235100_000000743101_00030_47458_3436.N1	28-MAR-2011 23:51:00	Dark	73.500	11	53Alp Aql	0.76500	8000.0	147	47458	No

3. Quality information per product

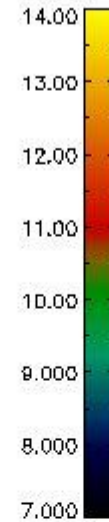
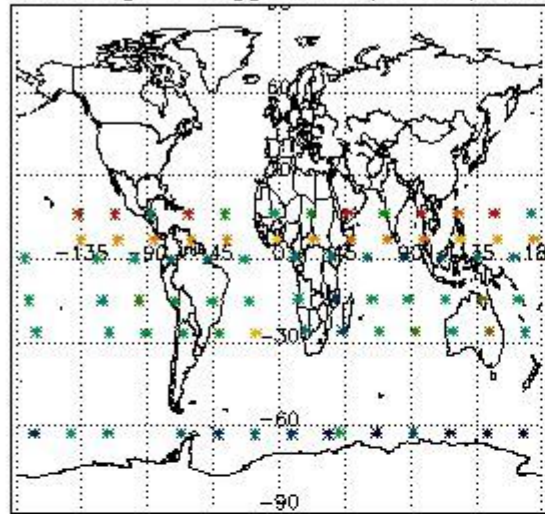
In this section it is plotted some information contained in the Quality Summary data set of the level 2 products. Only products in dark limb conditions and without errors (error flag in the MPH set to "0") are used.

3.1 Plot quality information per product (time dependant)

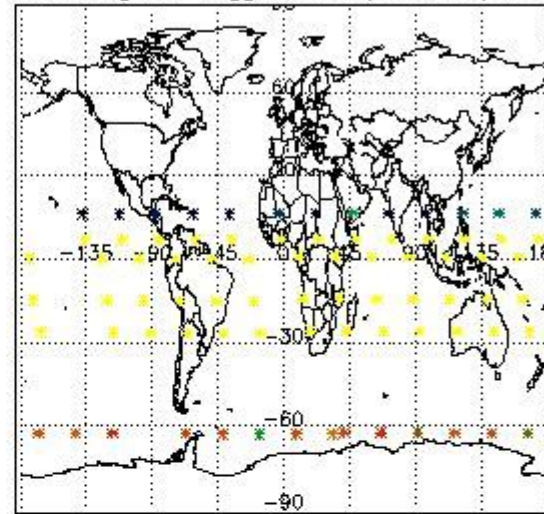


3.2 Plot quality information per product (world map)

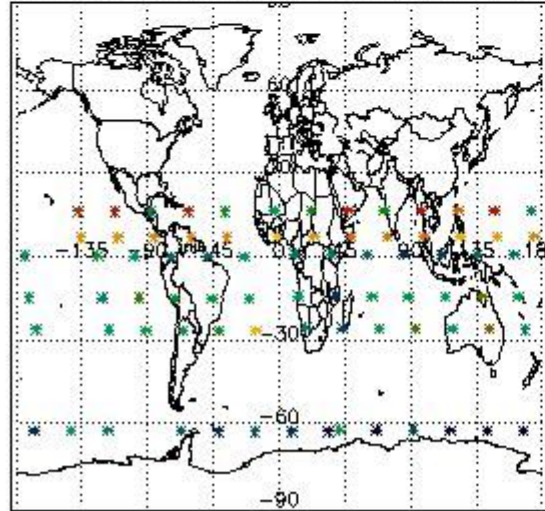
Percentage of flagged data per O3 profile



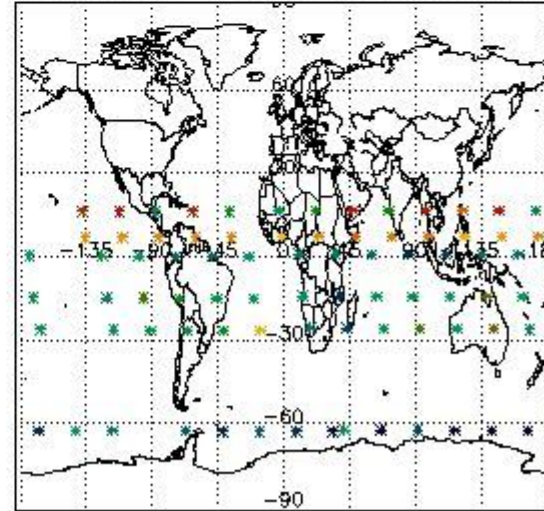
Percentage of flagged data per H2O profile



Percentage of flagged data per NO2 profile



Percentage of flagged data per NO3 profile

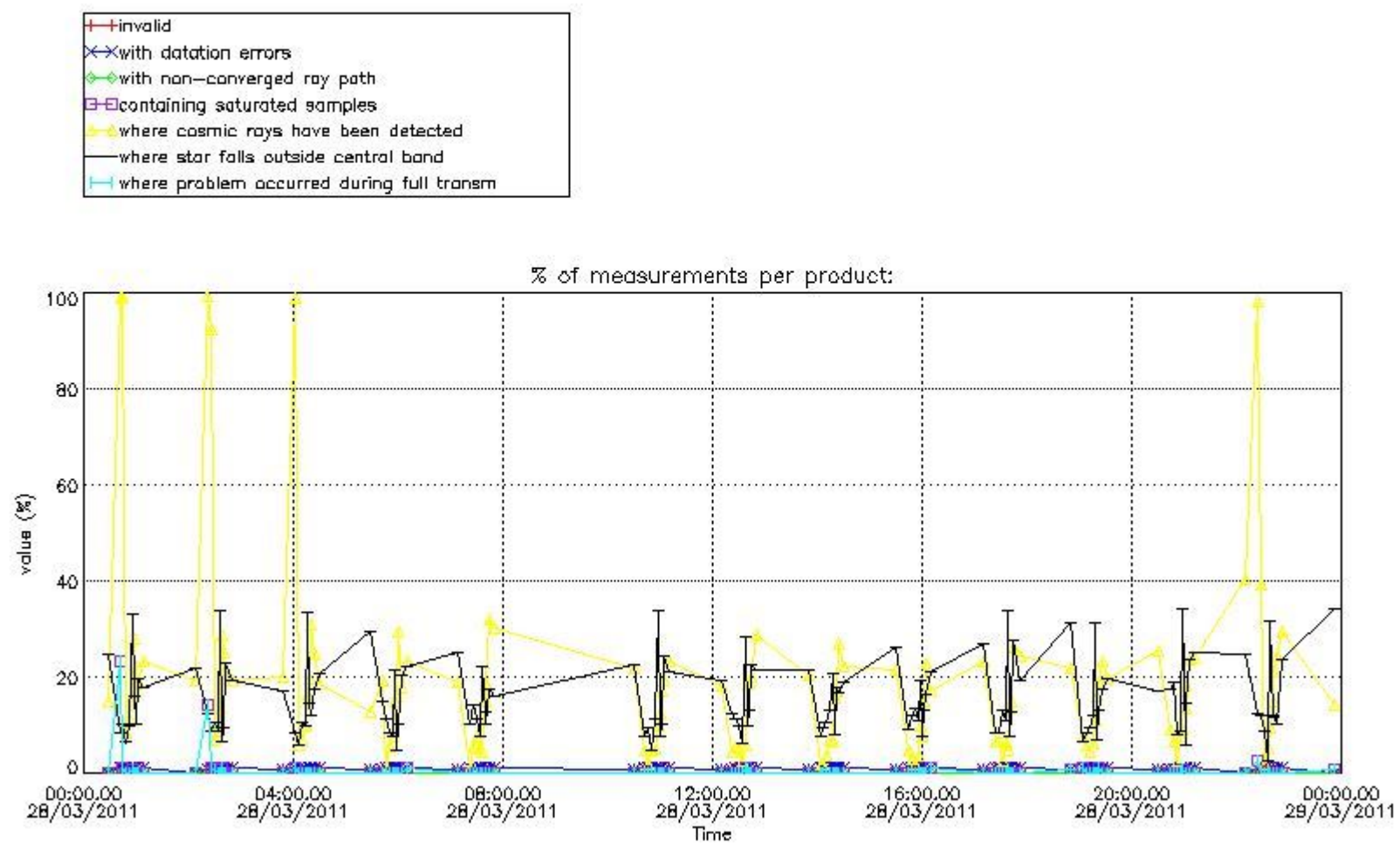


4. Level 1 quality information per product

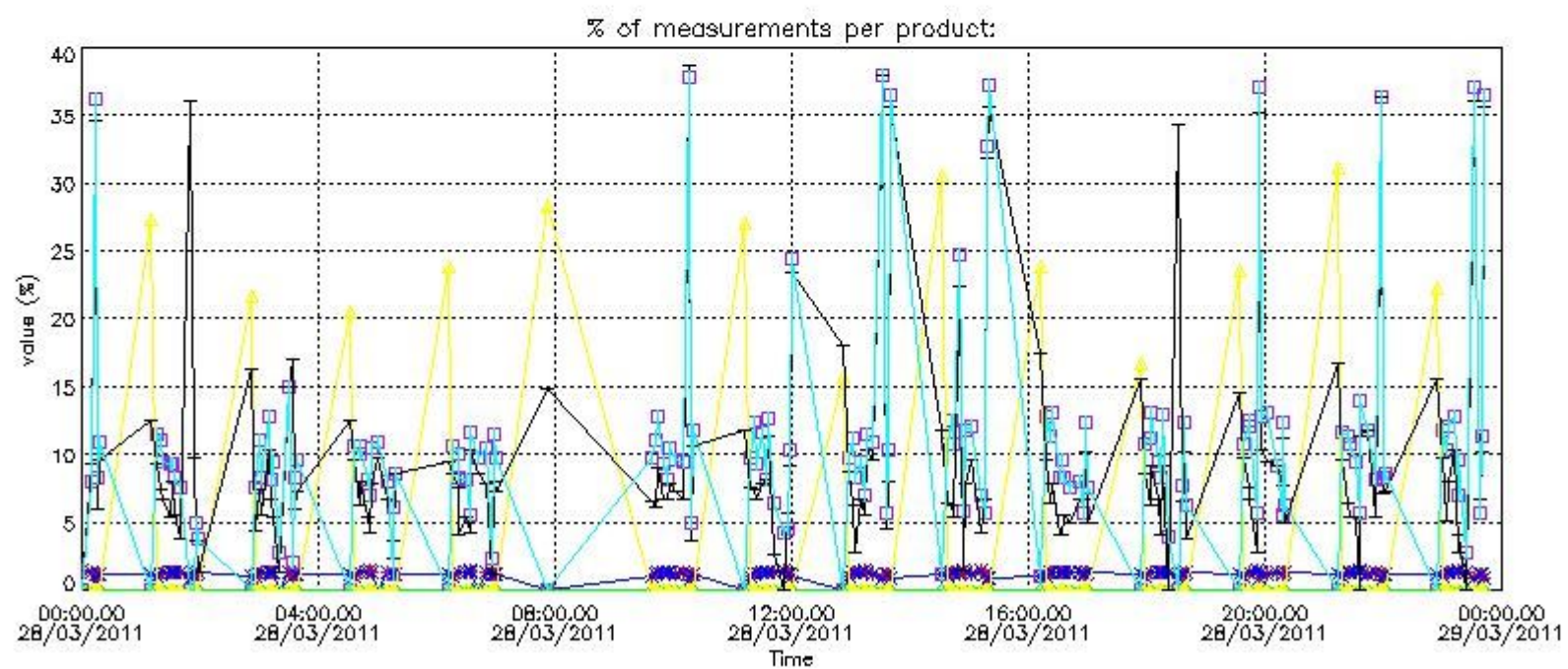
In this section it is plotted some information contained in the Quality Summary data set of the level 2 products that comes from the level 1b processing. Products without errors (error flag in the MPH set to "0") are used.

4.1 Plot quality information per product (time dependant) coming from level 1b processing

4.1.1 Plot level 1 quality information per product (time dependant): ENVISAT ASCENDING passes



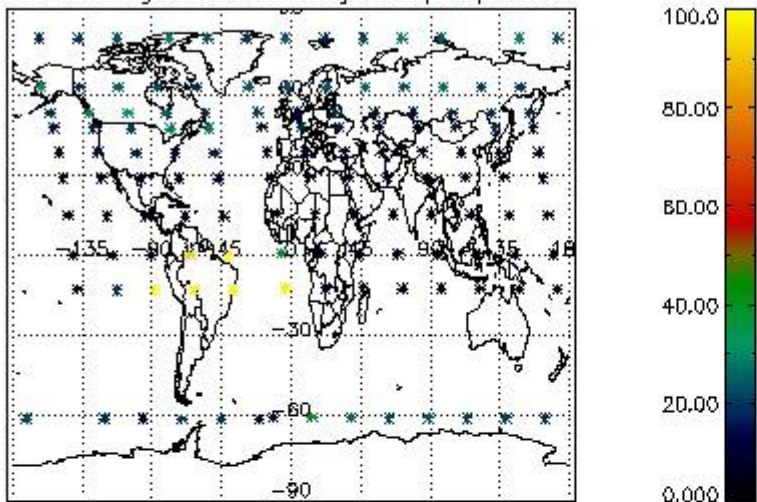
4.1.2 Plot level 1 quality information per product (time dependant): ENVI SAT DESCENDING passes



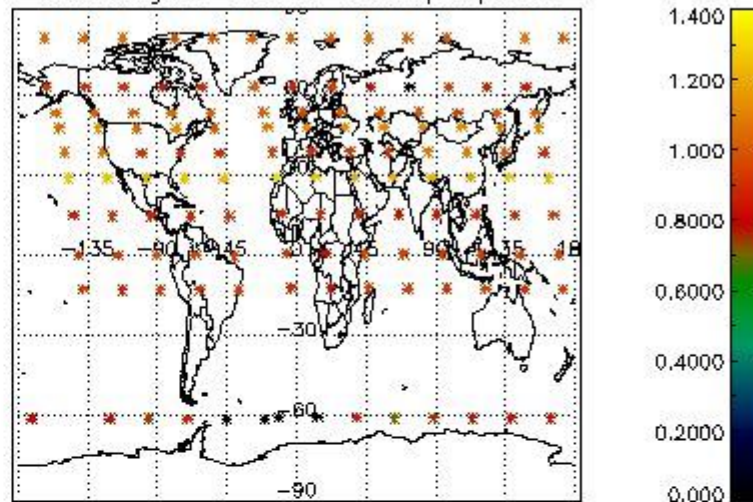
4.2 Plot quality information per product coming from level 1b processing (world map)

4.2.1 Plot level 1 quality information per product (world map): ENVISAT ASCENDING passes

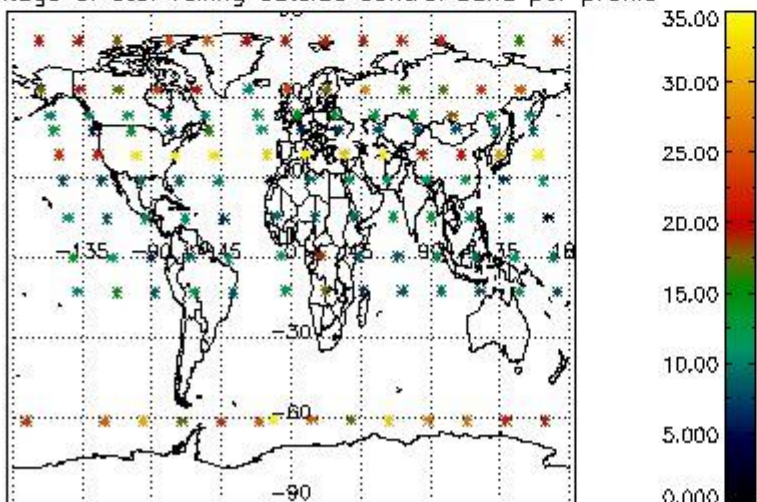
Percentage of cosmic ray hits per profile



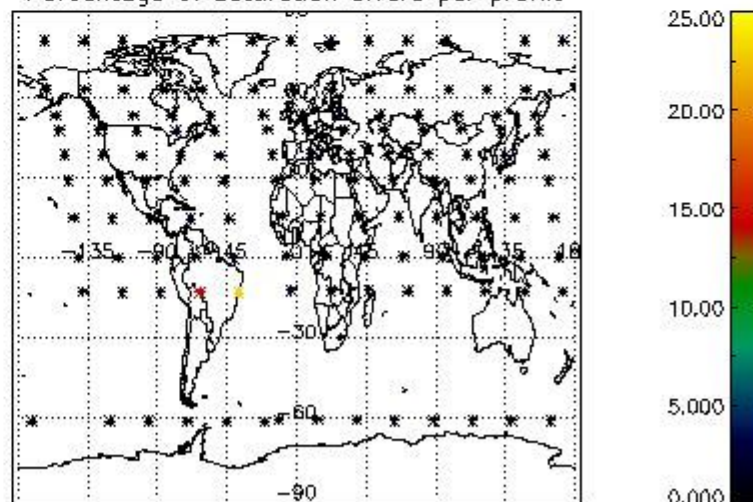
Percentage of datation errors per profile



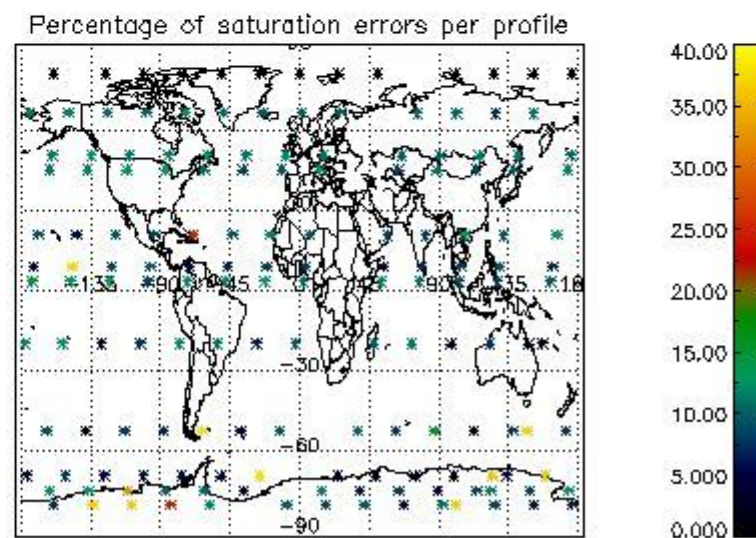
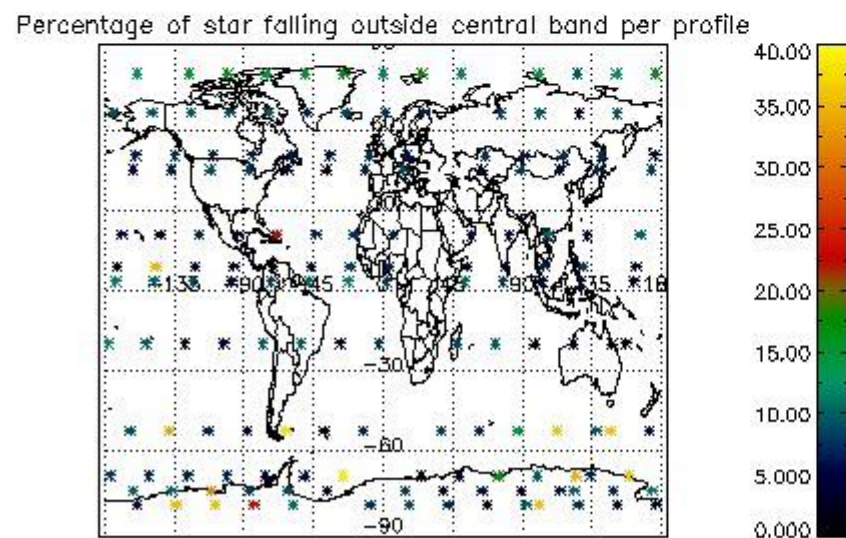
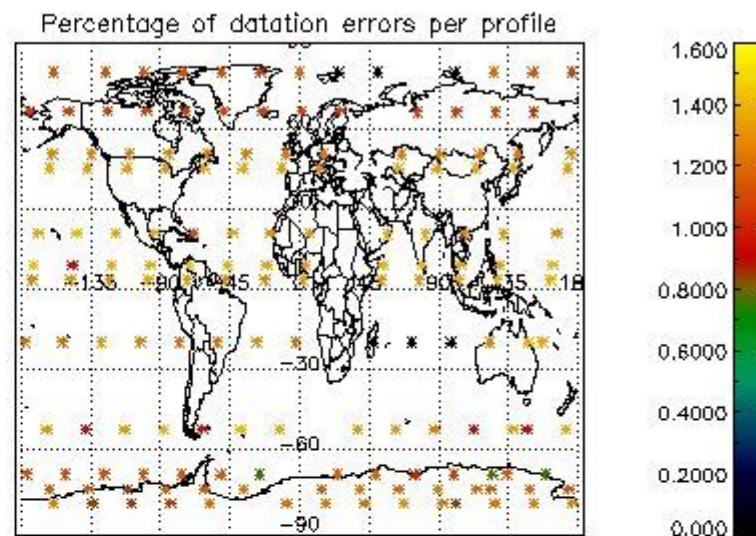
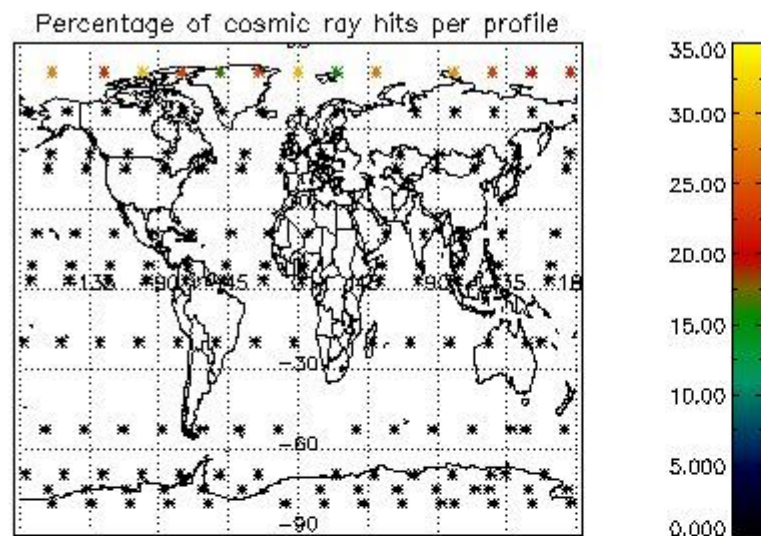
Percentage of star falling outside central band per profile



Percentage of saturation errors per profile



4.2.2 Plot level 1 quality information per product (world map): ENVISAT DESCENDING passes



5. Trace gas profiles

5.1 Ozone statistics based on quality of products

The final quality of the products can be "measured" using the STD (Standard Deviation) attached to every point profile. This information is written to the parameter GOM_NL__2P/NL_LOCAL_SPECIES_DENSITY/o3_std of the level 2 products. The table below shows the statistics for given STD ranges.

The statistics are given with respect to the overall valid production:

- Products without fatal errors: GOM_NL__2P/MPH/PRODUCT_ERR=0
- Valid point profile: GOM_NL__2P/NL_LOCAL_SPECIES_DENSITY/pcd(0)=0

The 'Criteria' is applied to valid points of dark limb products:

- Products in dark limb illumination condition: GOM_NL__2P/NL_SUMMARY_QUALITY/obs_ill_cond=0
- Products without fatal errors: GOM_NL__2P/MPH/PRODUCT_ERR=0
- Valid point profile: GOM_NL__2P/NL_LOCAL_SPECIES_DENSITY/pcd(0)=0

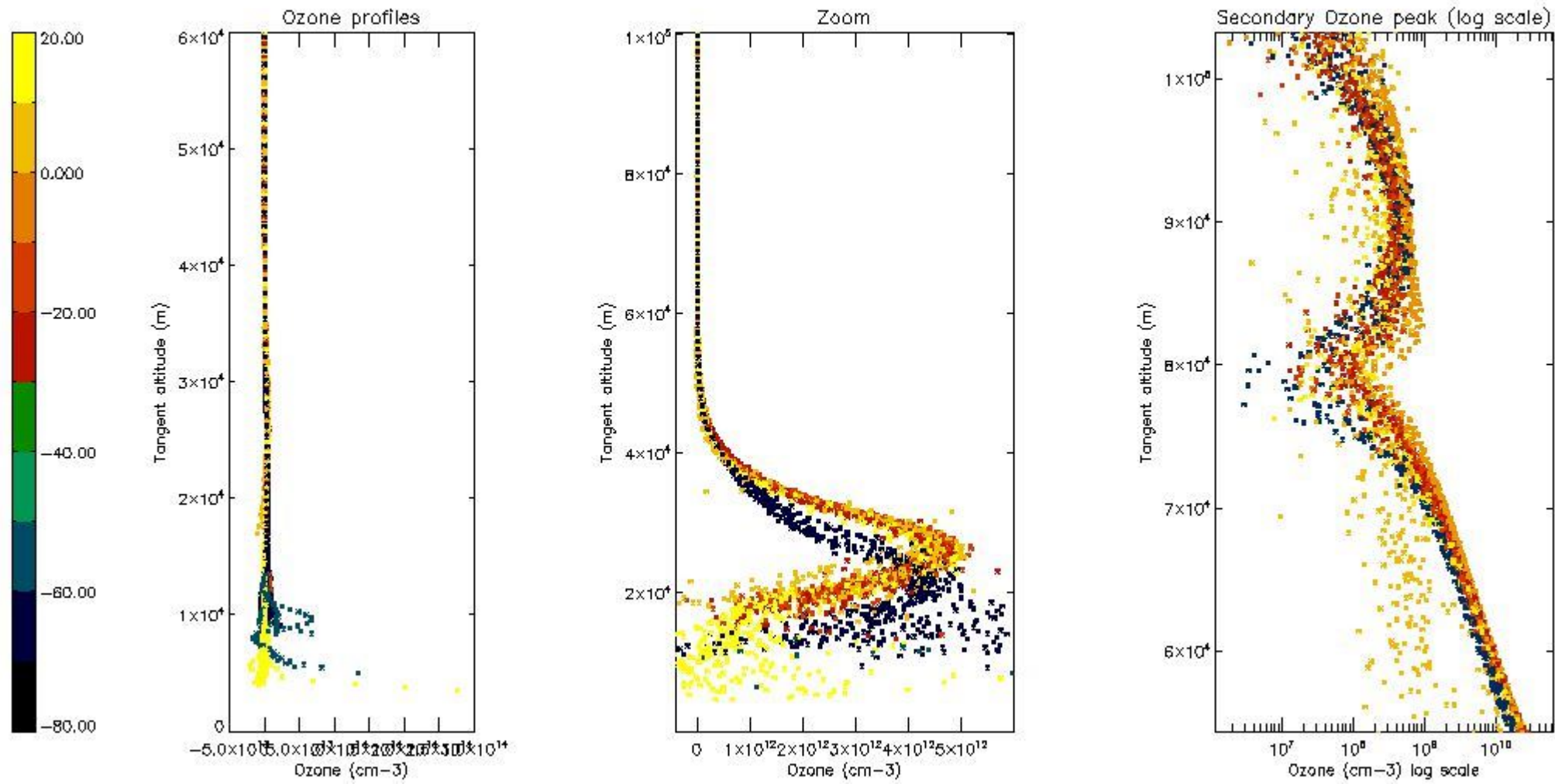
So, the table below shows the percentage of dark limb and valid observations for each criteria with respect to the overall valid daily observations.

Criteria	% of total production
All STD	32
STD < 20	19

STD < 10	15
STD < 5	12

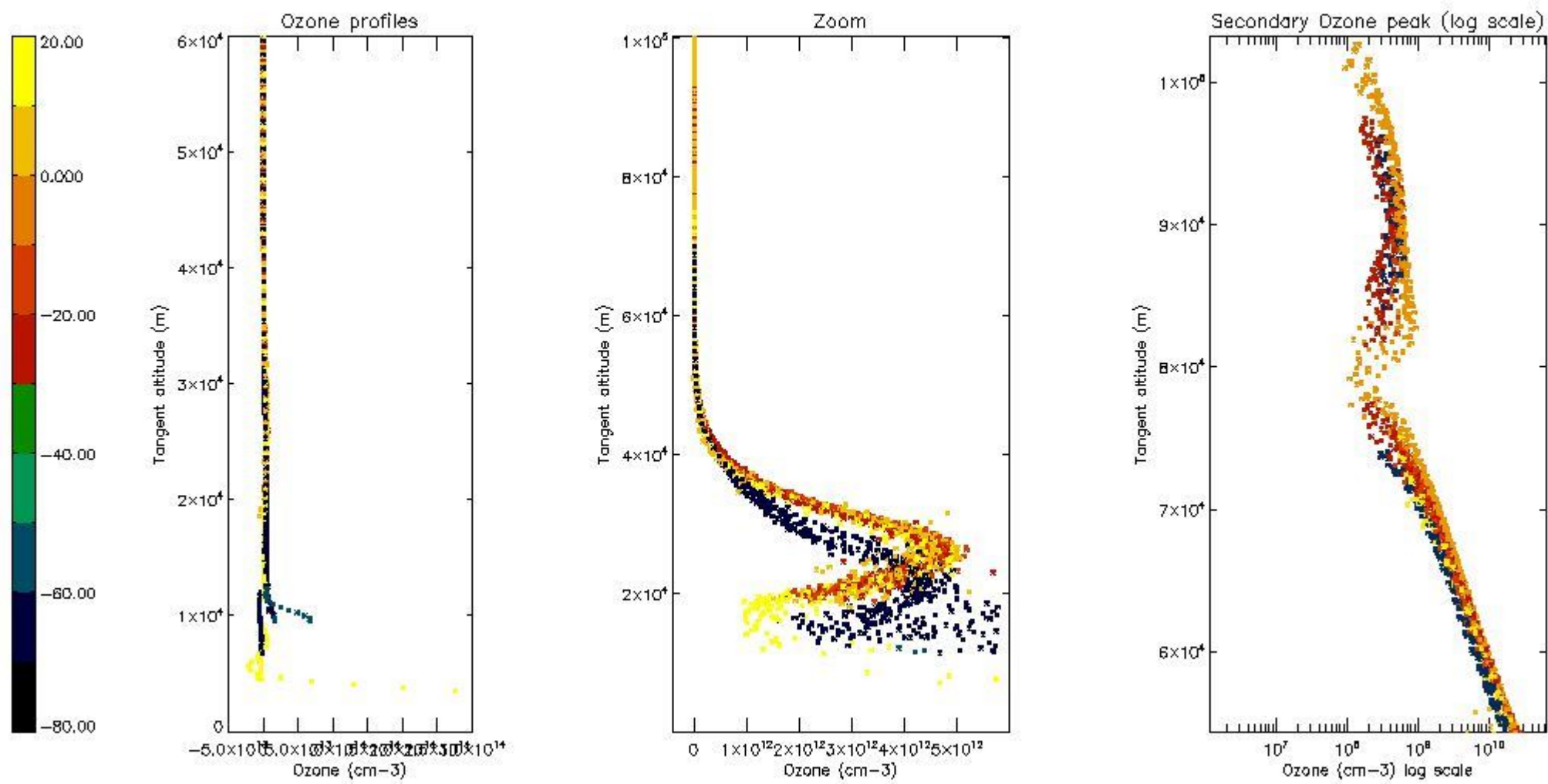
5.2 Plot ozone profiles for all STD (dark without errors)

The colorbar represents the latitude.



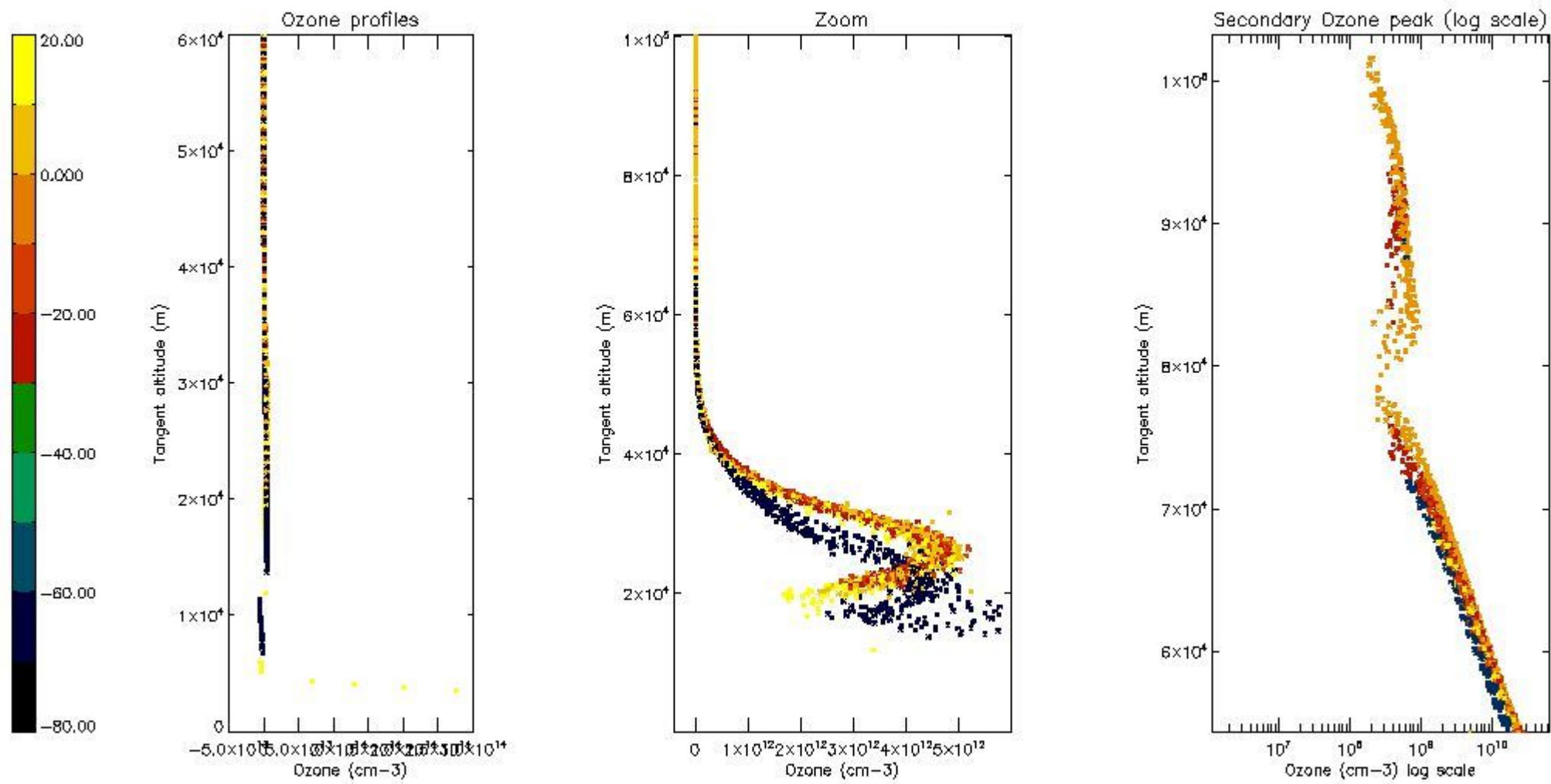
5.3 Plot ozone profiles where STD < 20% (dark without errors)

The colorbar represents the latitude.



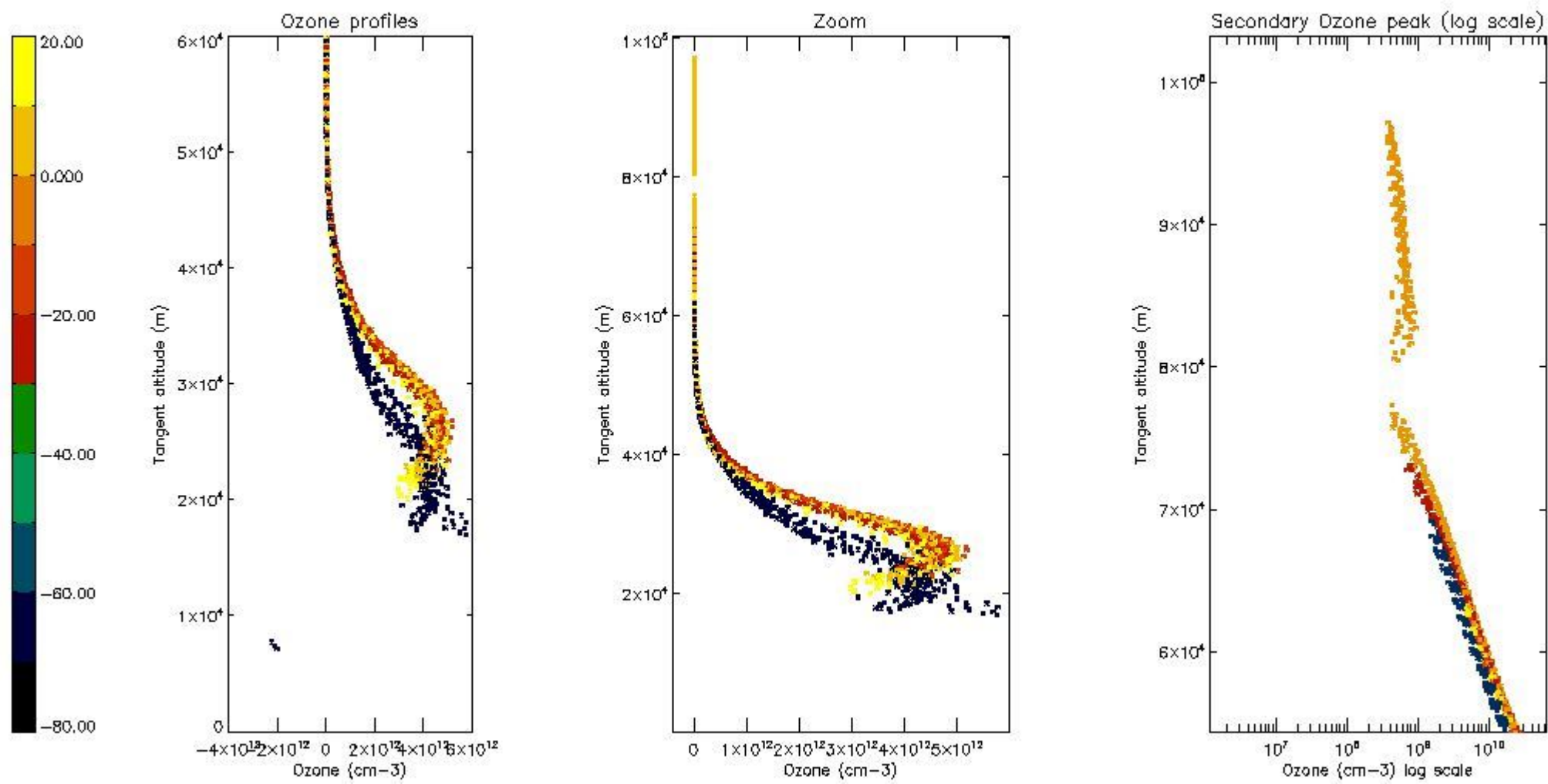
5.4 Plot ozone profiles where $STD < 10\%$ (dark without errors)

The colorbar represents the latitude.



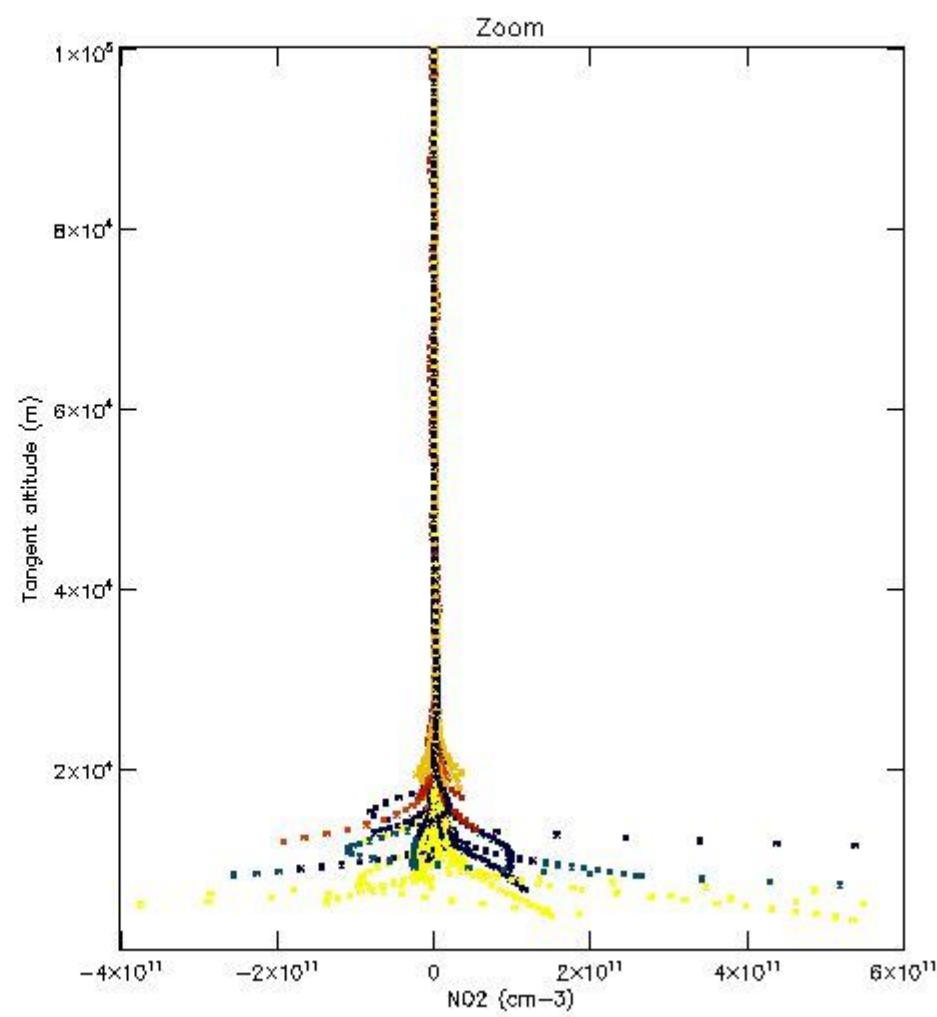
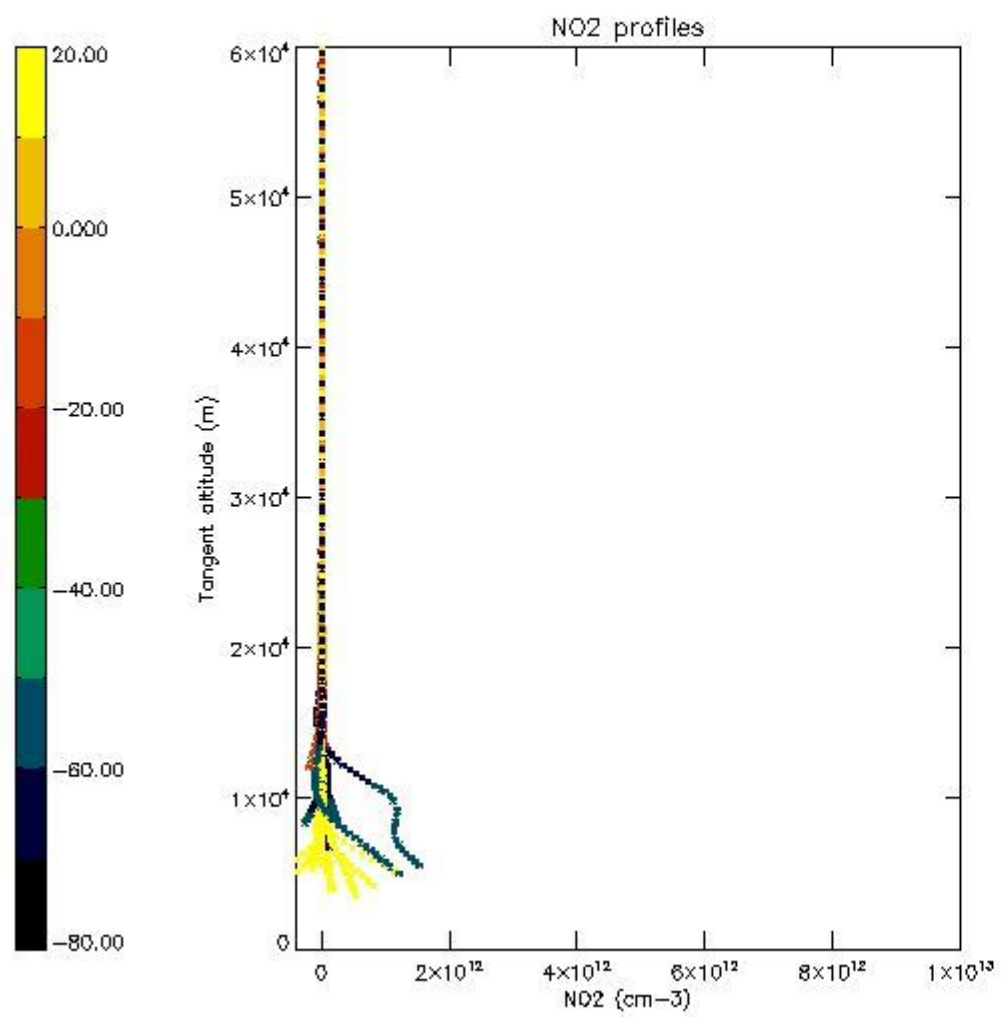
5.5 Plot ozone profiles where $STD < 5\%$ (dark without errors)

The colorbar represents the latitude.



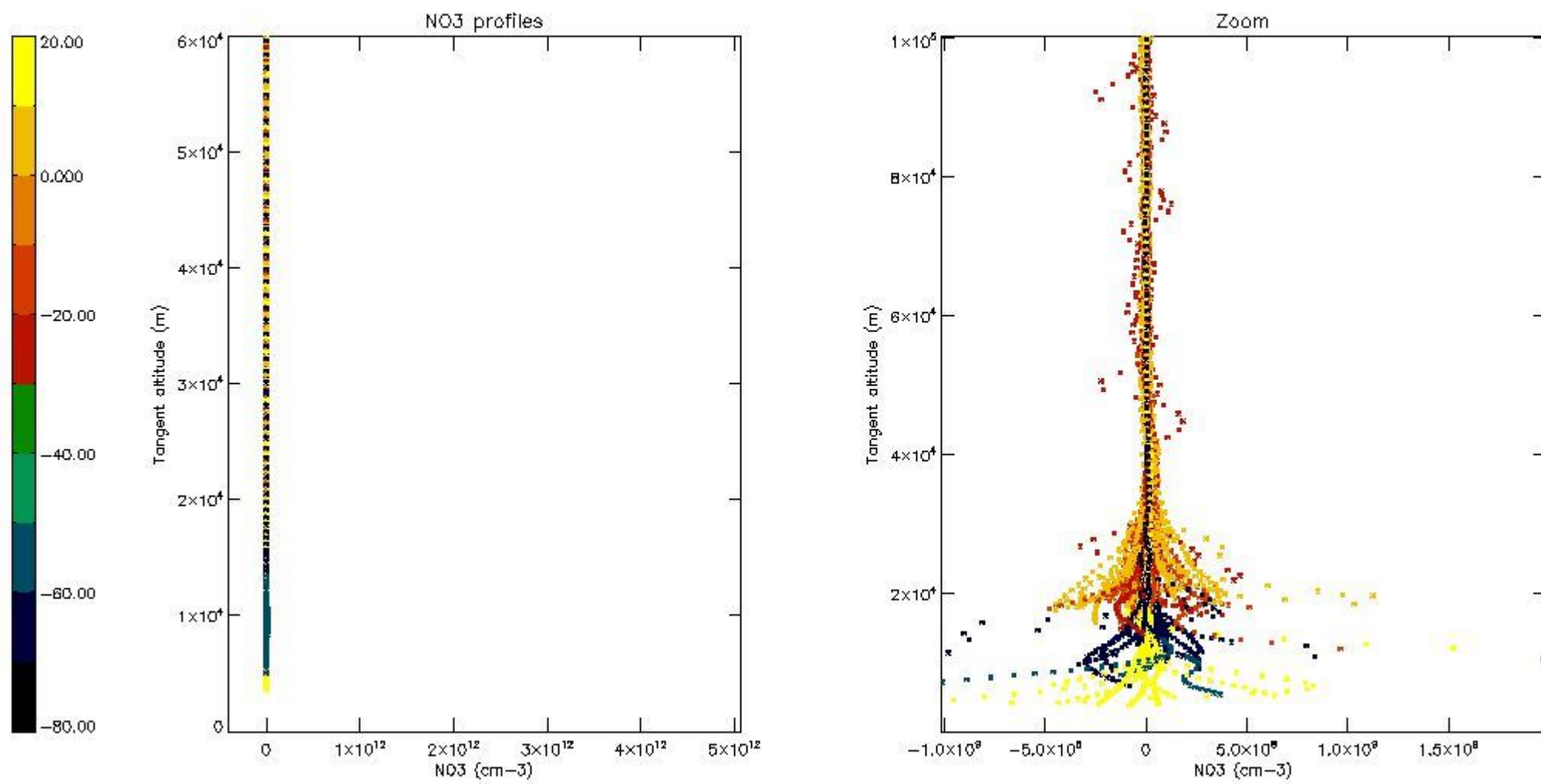
5.6 Plot NO₂ profiles for all STD (dark without errors)

The colorbar represents the latitude.



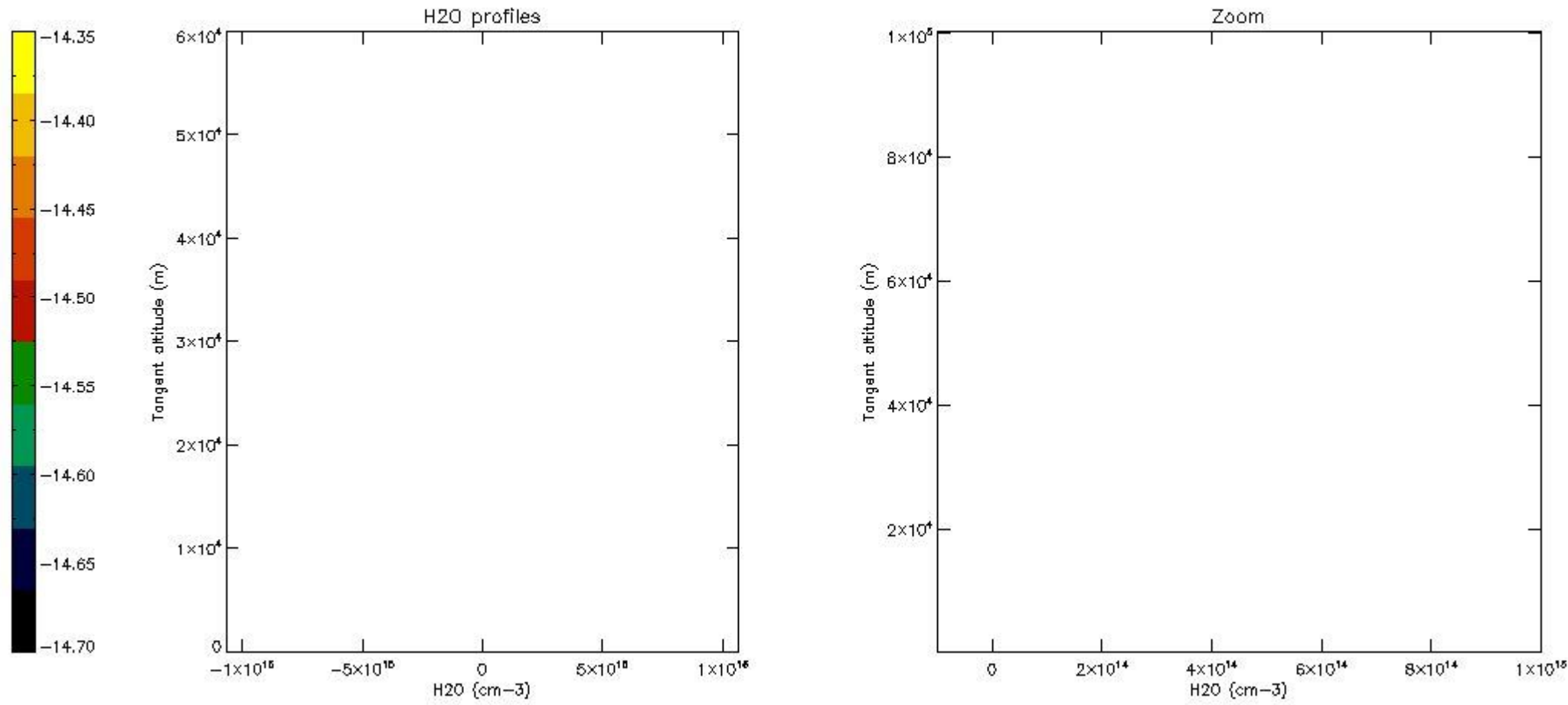
5.7 Plot NO3 profiles for all STD (dark without errors)

The colorbar represents the latitude.



5.8 Plot H₂O profiles for all STD (only for occultations of stars 1,2,3,4,13,14,16,26,63 dark without errors)

The colorbar represents the latitude.



6. Auxiliary Data Files used for the production reported in section 2

The number reported in the third column indicates since which file (see list in section 2) the corresponding auxiliary file has been used. The fourth column is the date of those product files.

Type	Auxiliary Filename	Used since product	Used since product date
INST_PHYS_CHARACTERISTICS	GOM_INS_AXVIEC20091111_143220_20030716_120000_20500101_000000	1	28-MAR-2011 00:00:14
LEVEL-2_PROC_CONFIG	GOM_PR2_AXVIEC20091111_152718_20020301_000000_20500101_000000	1	28-MAR-2011 00:00:14
CROSS_SECTIONS_FILE	GOM_CRS_AXVIEC20091111_154832_20020301_000000_20500101_000000	1	28-MAR-2011 00:00:14

GOMOS Level 2 Daily Report

SUMMARY

[1. General Info](#)

[2. Summary of processed GOM_NL_2P products](#)

[3. Level 2 Quality information per product](#)

[3.1 Plot of level 2 quality information per product \(time dependant\)](#)

[3.2 Plot of level 2 quality information per product \(world map\)](#)

[4. Level 1 Quality information per product \(stored on level 2 products\)](#)

[4.1 Plot of level 1 quality information per product \(time dependant\)](#)

[4.1.1 Plot of level 1 quality information per product \(time dependant\): ASCENDING](#)

[4.1.2 Plot of level 1 quality information per product \(time dependant\): DESCENDING](#)

[4.2 Plot of level 1 quality information per product \(world map\)](#)

[4.2.1 Plot of level 1 quality information per product \(world map\): ASCENDING](#)

[4.2.2 Plot of level 1 quality information per product \(world map\): DESCENDING](#)

[5. Ozone profiles based on quality statistics and other trace gas profiles](#)

[5.1 Ozone statistics based on quality of products](#)

[5.2 Plot ozone profiles for all STD \(dark without errors\)](#)

[5.3 Plot ozone profiles where STD < 20% \(dark without errors\)](#)

[5.4. Plot ozone profiles where STD < 10% \(dark without errors\)](#)

[5.5. Plot ozone profiles where STD < 5% \(dark without errors\)](#)

[5.6 Plot NO2 profiles for all STD \(dark without errors\)](#)

[5.7 Plot NO3 profiles for all STD \(dark without errors\)](#)

[5.8 Plot H2O profiles \(only for occultations of stars 1,2,3,4,13,14,16,26,63 dark without errors\) for all STD](#)

[6. Auxiliary Data Files used for the production reported in section 2](#)

This report presents the daily analysis on parameters extracted from GOMOS level 2 data (GOM_NL__2P). It is intended to monitor some important parameters that will impact the quality of these products. A list of level 2 products (and content) that have arrived during the reporting day to the PCF is also given.

Item	Value
Time of report generation	24APR2013 11:53:16
Data source version	GOMOS/6.01
Start time of products	28-03-2011 (28MAR2011 00:00:00)
Stop time of products	29-03-2011 (29MAR2011 00:00:00)
Store outputs in DB	Yes
Nb of level 2 prods	292
Nb of prods with errors	0

2. Summary of processed GOM_NL__2P products.

Nr	Filename	UTC Start time	Limb	Duration	Star Id	Star Name	Star Mag	Star Temp	Nb Meas	Orbit	Prod. error
1	GOM_NL__2PRFIN20110328_000014_000000363101_00016_47444_3260.N1	28-MAR-2011 00:00:14	Bright	36.000	60	7Bet UMi	2.0810	3950.0	72	47444	No
2	GOM_NL__2PRFIN20110328_000922_000000383101_00016_47444_3261.N1	28-MAR-2011 00:09:22	Bright	37.500	89	5Alp Cep	2.4510	8000.0	75	47444	No
3	GOM_NL__2PRFIN20110328_001421_000000653101_00016_47444_3262.N1	28-MAR-2011 00:14:21	Bright	65.000	144	18Del Cyg	2.8600	11000.	130	47444	No
4	GOM_NL__2PRFIN20110328_001608_000000423101_00016_47444_3263.N1	28-MAR-2011 00:16:08	Bright	42.000	66	37Gam Cyg	2.2080	5900.0	84	47444	No
5	GOM_NL__2PRFIN20110328_001804_000000423101_00016_47444_3264.N1	28-MAR-2011 00:18:04	Bright	41.500	92	53Eps Cyg	2.5000	4500.0	83	47444	No
6	GOM_NL__2PRFIN20110328_002734_000000633101_00016_47444_3265.N1	28-MAR-2011 00:27:34	Dark	63.000	11	53Alp Aql	0.76500	8000.0	126	47444	No
7	GOM_NL__2PRFIN20110328_004112_000000543101_00016_47444_3266.N1	28-MAR-2011 00:41:12	Dark	54.000	57	34Sig Sgr	2.0660	26000.	108	47444	No
8	GOM_NL__2PRFIN20110328_004448_000000543101_00016_47444_3267.N1	28-MAR-2011 00:44:48	Dark	53.500	38	20Eps Sgr	1.8360	11000.	107	47444	No
9	GOM_NL__2PRFIN20110328_004855_000000553101_00017_47445_3256.N1	28-MAR-2011 00:48:55	Dark	55.000	25	35Lam Sco	1.6200	28000.	110	47445	No
10	GOM_NL__2PRFIN20110328_005254_000000413101_00017_47445_3257.N1	28-MAR-2011 00:52:54	Dark	40.500	134	Bet TrA	2.8100	6600.0	81	47445	No
11	GOM_NL__2PRFIN20110328_005534_000000563101_00017_47445_3258.N1	28-MAR-2011 00:55:34	Dark	56.000	4	Alp1Cen	-0.010000	5800.0	112	47445	No
12	GOM_NL__2PRFIN20110328_005809_000000503101_00017_47445_3259.N1	28-MAR-2011 00:58:09	Straylight	50.000	78	Alp Lup	2.3040	28000.	100	47445	No
13	GOM_NL__2PRFIN20110328_005944_000000493101_00017_47445_3260.N1	28-MAR-2011 00:59:44	Straylight	49.000	81	Eta Cen	2.3560	28000.	98	47445	No
14	GOM_NL__2PRFIN20110328_010233_000000563101_00017_47445_3261.N1	28-MAR-2011 01:02:33	Straylight	56.000	54	5The Cen	2.0550	4500.0	112	47445	No
15	GOM_NL__2PRFIN20110328_010850_000000483101_00017_47445_3262.N1	28-MAR-2011 01:08:50	Straylight	47.500	106	9Bet Crv	2.6480	5600.0	95	47445	No
16	GOM_NL__2PRFIN20110328_011051_000000443101_00017_47445_3263.N1	28-MAR-2011 01:10:51	Twilight_stray	44.000	100	4Gam Crv	2.5800	13100.	88	47445	No
17	GOM_NL__2PRFIN20110328_011609_000000483101_00017_47445_3264.N1	28-MAR-2011 01:16:09	Bright	48.000	121	29Gam Vir	2.7400	7200.0	96	47445	No
18	GOM_NL__2PRFIN20110328_012045_000000413101_00017_47445_3265.N1	28-MAR-2011 01:20:45	Bright	40.500	62	94Bet Leo	2.1360	9700.0	81	47445	No
19	GOM_NL__2PRFIN20110328_012217_000000373101_00017_47445_3266.N1	28-MAR-2011 01:22:17	Bright	37.000	96	68Del Leo	2.5600	9300.0	74	47445	No
20	GOM_NL__2PRFIN20110328_012907_000000383101_00017_47445_3267.N1	28-MAR-2011 01:29:07	Bright	37.500	174	52Psi UMa	3.0040	4400.0	75	47445	No
21	GOM_NL__2PRFIN20110328_013226_000000383101_00017_47445_3268.N1	28-MAR-2011 01:32:26	Bright	37.500	82	48Bet UMa	2.3650	10600.	75	47445	No
22	GOM_NL__2PRFIN20110328_013357_000000373101_00017_47445_3269.N1	28-MAR-2011 01:33:57	Bright	36.500	36	50Alp UMa	1.8000	6300.0	73	47445	No
23	GOM_NL__2PRFIN20110328_014028_000000403101_00017_47445_3270.N1	28-MAR-2011 01:40:28	Bright	39.500	60	7Bet UMi	2.0810	3950.0	79	47445	No
24	GOM_NL__2PRFIN20110328_014936_000000543101_00017_47445_3271.N1	28-MAR-2011 01:49:36	Bright	54.000	89	5Alp Cep	2.4510	8000.0	108	47445	No
25	GOM_NL__2PRFIN20110328_015435_000000463101_00017_47445_3272.N1	28-MAR-2011 01:54:35	Bright	46.000	144	18Del Cyg	2.8600	11000.	92	47445	No
26	GOM_NL__2PRFIN20110328_015622_000000413101_00017_47445_3273.N1	28-MAR-2011 01:56:22	Bright	40.500	66	37Gam Cyg	2.2080	5900.0	81	47445	No
27	GOM_NL__2PRFIN20110328_015818_000000393101_00017_47445_3274.N1	28-MAR-2011 01:58:18	Bright	39.000	92	53Eps Cyg	2.5000	4500.0	78	47445	No
28	GOM_NL__2PRFIN20110328_020749_000000603101_00017_47445_3275.N1	28-MAR-2011 02:07:49	Dark	60.000	11	53Alp Aql	0.76500	8000.0	120	47445	No
29	GOM_NL__2PRFIN20110328_022127_000000563101_00017_47445_3276.N1	28-MAR-2011 02:21:27	Dark	56.000	57	34Sig Sgr	2.0660	26000.	112	47445	No
30	GOM_NL__2PRFIN20110328_022503_000000533101_00017_47445_3277.N1	28-MAR-2011 02:25:03	Dark	52.500	38	20Eps Sgr	1.8360	11000.	105	47445	No
31	GOM_NL__2PRFIN20110328_022910_000000583101_00018_47446_3266.N1	28-MAR-2011 02:29:10	Dark	57.500	25	35Lam Sco	1.6200	28000.	115	47446	No
32	GOM_NL__2PRFIN20110328_023308_000000403101_00018_47446_3267.N1	28-MAR-2011 02:33:08	Dark	40.000	134	Bet TrA	2.8100	6600.0	80	47446	No
33	GOM_NL__2PRFIN20110328_023549_000000563101_00018_47446_3268.N1	28-MAR-2011 02:35:49	Dark	56.000	4	Alp1Cen	-0.010000	5800.0	112	47446	No
34	GOM_NL__2PRFIN20110328_023824_000000453101_00018_47446_3269.N1	28-MAR-2011 02:38:24	Straylight	45.000	78	Alp Lup	2.3040	28000.	90	47446	No
35	GOM_NL__2PRFIN20110328_023959_000000483101_00018_47446_3270.N1	28-MAR-2011 02:39:59	Straylight	48.000	81	Eta Cen	2.3560	28000.	96	47446	No
36	GOM_NL__2PRFIN20110328_024247_000000593101_00018_47446_3271.N1	28-MAR-2011 02:42:47	Straylight	58.500	54	5The Cen	2.0550	4500.0	117	47446	No
37	GOM_NL__2PRFIN20110328_024904_000000493101_00018_47446_3272.N1	28-MAR-2011 02:49:04	Straylight	49.000	106	9Bet Crv	2.6480	5600.0	98	47446	No
38	GOM_NL__2PRFIN20110328_025105_000000463101_00018_47446_3273.N1	28-MAR-2011 02:51:05	Twilight_stray	46.000	100	4Gam Crv	2.5800	13100.	92	47446	No
39	GOM_NL__2PRFIN20110328_025622_000000463101_00018_47446_3274.N1	28-MAR-2011 02:56:22	Bright	46.000	121	29Gam Vir	2.7400	7200.0	92	47446	No
40	GOM_NL__2PRFIN20110328_030059_000000413101_00018_47446_3275.N1	28-MAR-2011 03:00:59	Bright	40.500	62	94Bet Leo	2.1360	9700.0	81	47446	No
41	GOM_NL__2PRFIN20110328_030231_000000373101_00018_47446_3276.N1	28-MAR-2011 03:02:31	Bright	36.500	96	68Del Leo	2.5600	9300.0	73	47446	No
42	GOM_NL__2PRFIN20110328_030921_000000393101_00018_47446_3277.N1	28-MAR-2011 03:09:21	Bright	39.000	174	52Psi UMa	3.0040	4400.0	78	47446	No

43	GOM_NL__2PRFIN20110328_031240_000000373101_00018_47446_3278.N1	28-MAR-2011 03:12:40	Bright	37.000	82	48Bet UMa	2.3650	10600.	74	47446	No
44	GOM_NL__2PRFIN20110328_031411_000000373101_00018_47446_3279.N1	28-MAR-2011 03:14:11	Bright	37.000	36	50Alp UMa	1.8000	6300.0	74	47446	No
45	GOM_NL__2PRFIN20110328_032042_000000373101_00018_47446_3280.N1	28-MAR-2011 03:20:42	Bright	36.500	60	7Bet UMi	2.0810	3950.0	73	47446	No
46	GOM_NL__2PRFIN20110328_032950_000000403101_00018_47446_3281.N1	28-MAR-2011 03:29:50	Bright	40.000	89	5Alp Cep	2.4510	8000.0	80	47446	No
47	GOM_NL__2PRFIN20110328_033449_000000503101_00018_47446_3282.N1	28-MAR-2011 03:34:49	Bright	50.000	144	18Del Cyg	2.8600	11000.	100	47446	No
48	GOM_NL__2PRFIN20110328_033636_000000423101_00018_47446_3283.N1	28-MAR-2011 03:36:36	Bright	42.000	66	37Gam Cyg	2.2080	5900.0	84	47446	No
49	GOM_NL__2PRFIN20110328_033832_000000423101_00018_47446_3284.N1	28-MAR-2011 03:38:32	Bright	41.500	92	53Eps Cyg	2.5000	4500.0	83	47446	No
50	GOM_NL__2PRFIN20110328_034804_000000583101_00018_47446_3285.N1	28-MAR-2011 03:48:04	Dark	58.000	11	53Alp Aql	0.76500	8000.0	116	47446	No
51	GOM_NL__2PRFIN20110328_040142_000000533101_00018_47446_3286.N1	28-MAR-2011 04:01:42	Dark	53.000	57	34Sig Sgr	2.0660	26000.	106	47446	No
52	GOM_NL__2PRFIN20110328_040518_000000523101_00018_47446_3287.N1	28-MAR-2011 04:05:18	Dark	51.500	38	20Eps Sgr	1.8360	11000.	103	47446	No
53	GOM_NL__2PRFIN20110328_040926_000000573101_00019_47447_3276.N1	28-MAR-2011 04:09:26	Dark	57.000	25	35Lam Sco	1.6200	28000.	114	47447	No
54	GOM_NL__2PRFIN20110328_041323_000000413101_00019_47447_3277.N1	28-MAR-2011 04:13:23	Dark	40.500	134	Bet TrA	2.8100	6600.0	81	47447	No
55	GOM_NL__2PRFIN20110328_041603_000000563101_00019_47447_3278.N1	28-MAR-2011 04:16:03	Dark	55.500	4	Alp1Cen	-0.010000	5800.0	111	47447	No
56	GOM_NL__2PRFIN20110328_041839_000000493101_00019_47447_3279.N1	28-MAR-2011 04:18:39	Straylight	48.500	78	Alp Lup	2.3040	28000.	97	47447	No
57	GOM_NL__2PRFIN20110328_042013_000000503101_00019_47447_3280.N1	28-MAR-2011 04:20:13	Straylight	50.000	81	Eta Cen	2.3560	28000.	100	47447	No
58	GOM_NL__2PRFIN20110328_042302_000000553101_00019_47447_3281.N1	28-MAR-2011 04:23:02	Straylight	55.000	54	5The Cen	2.0550	4500.0	110	47447	No
59	GOM_NL__2PRFIN20110328_042919_000000493101_00019_47447_3282.N1	28-MAR-2011 04:29:19	Straylight	48.500	106	9Bet Crv	2.6480	5600.0	97	47447	No
60	GOM_NL__2PRFIN20110328_043120_000000443101_00019_47447_3283.N1	28-MAR-2011 04:31:20	Tw_i_and_stray	44.000	100	4Gam Crv	2.5800	13100.	88	47447	No
61	GOM_NL__2PRFIN20110328_043636_000000473101_00019_47447_3284.N1	28-MAR-2011 04:36:36	Bright	47.000	121	29Gam Vir	2.7400	7200.0	94	47447	No
62	GOM_NL__2PRFIN20110328_044113_000000403101_00019_47447_3285.N1	28-MAR-2011 04:41:13	Bright	40.000	62	94Bet Leo	2.1360	9700.0	80	47447	No
63	GOM_NL__2PRFIN20110328_044245_000000383101_00019_47447_3286.N1	28-MAR-2011 04:42:45	Bright	37.500	96	68Del Leo	2.5600	9300.0	75	47447	No
64	GOM_NL__2PRFIN20110328_044935_000000373101_00019_47447_3287.N1	28-MAR-2011 04:49:35	Bright	37.000	174	52Psi UMa	3.0040	4400.0	74	47447	No
65	GOM_NL__2PRFIN20110328_045254_000000363101_00019_47447_3288.N1	28-MAR-2011 04:52:54	Bright	35.500	82	48Bet UMa	2.3650	10600.	71	47447	No
66	GOM_NL__2PRFIN20110328_045425_000000383101_00019_47447_3289.N1	28-MAR-2011 04:54:25	Bright	38.000	36	50Alp UMa	1.8000	6300.0	76	47447	No
67	GOM_NL__2PRFIN20110328_050056_000000413101_00019_47447_3290.N1	28-MAR-2011 05:00:56	Bright	41.000	60	7Bet UMi	2.0810	3950.0	82	47447	No
68	GOM_NL__2PRFIN20110328_051004_000000383101_00019_47447_3291.N1	28-MAR-2011 05:10:04	Bright	37.500	89	5Alp Cep	2.4510	8000.0	75	47447	No
69	GOM_NL__2PRFIN20110328_051503_000000433101_00019_47447_3292.N1	28-MAR-2011 05:15:03	Bright	42.500	144	18Del Cyg	2.8600	11000.	85	47447	No
70	GOM_NL__2PRFIN20110328_051650_000000413101_00019_47447_3293.N1	28-MAR-2011 05:16:50	Bright	41.000	66	37Gam Cyg	2.2080	5900.0	82	47447	No
71	GOM_NL__2PRFIN20110328_051846_000000413101_00019_47447_3294.N1	28-MAR-2011 05:18:46	Bright	41.000	92	53Eps Cyg	2.5000	4500.0	82	47447	No
72	GOM_NL__2PRFIN20110328_052818_000000683101_00019_47447_3295.N1	28-MAR-2011 05:28:18	Dark	67.500	11	53Alp Aql	0.76500	8000.0	135	47447	No
73	GOM_NL__2PRFIN20110328_054158_000000583101_00019_47447_3296.N1	28-MAR-2011 05:41:58	Dark	57.500	57	34Sig Sgr	2.0660	26000.	115	47447	No
74	GOM_NL__2PRFIN20110328_054533_000000543101_00019_47447_3297.N1	28-MAR-2011 05:45:33	Dark	54.000	38	20Eps Sgr	1.8360	11000.	108	47447	No
75	GOM_NL__2PRFIN20110328_054941_000000553101_00020_47448_3286.N1	28-MAR-2011 05:49:41	Dark	55.000	25	35Lam Sco	1.6200	28000.	110	47448	No
76	GOM_NL__2PRFIN20110328_055338_000000403101_00020_47448_3287.N1	28-MAR-2011 05:53:38	Dark	40.000	134	Bet TrA	2.8100	6600.0	80	47448	No
77	GOM_NL__2PRFIN20110328_055618_000000473101_00020_47448_3288.N1	28-MAR-2011 05:56:18	Dark	46.500	4	Alp1Cen	-0.010000	5800.0	93	47448	No
78	GOM_NL__2PRFIN20110328_055853_000000443101_00020_47448_3289.N1	28-MAR-2011 05:58:53	Straylight	44.000	78	Alp Lup	2.3040	28000.	88	47448	No
79	GOM_NL__2PRFIN20110328_060028_000000493101_00020_47448_3290.N1	28-MAR-2011 06:00:28	Straylight	49.000	81	Eta Cen	2.3560	28000.	98	47448	No
80	GOM_NL__2PRFIN20110328_060317_000000573101_00020_47448_3291.N1	28-MAR-2011 06:03:17	Straylight	56.500	54	5The Cen	2.0550	4500.0	113	47448	No
81	GOM_NL__2PRFIN20110328_060933_000000503101_00020_47448_3292.N1	28-MAR-2011 06:09:33	Straylight	49.500	106	9Bet Crv	2.6480	5600.0	99	47448	No
82	GOM_NL__2PRFIN20110328_061134_000000423101_00020_47448_3293.N1	28-MAR-2011 06:11:34	Tw_i_and_stray	42.000	100	4Gam Crv	2.5800	13100.	84	47448	No
83	GOM_NL__2PRFIN20110328_061650_000000473101_00020_47448_3294.N1	28-MAR-2011 06:16:50	Bright	47.000	121	29Gam Vir	2.7400	7200.0	94	47448	No
84	GOM_NL__2PRFIN20110328_062127_000000403101_00020_47448_3295.N1	28-MAR-2011 06:21:27	Bright	40.000	62	94Bet Leo	2.1360	9700.0	80	47448	No
85	GOM_NL__2PRFIN20110328_062259_000000373101_00020_47448_3296.N1	28-MAR-2011 06:22:59	Bright	36.500	96	68Del Leo	2.5600	9300.0	73	47448	No
86	GOM_NL__2PRFIN20110328_062949_000000373101_00020_47448_3297.N1	28-MAR-2011 06:29:49	Bright	37.000	174	52Psi UMa	3.0040	4400.0	74	47448	No
87	GOM_NL__2PRFIN20110328_063308_000000363101_00020_47448_3298.N1	28-MAR-2011 06:33:08	Bright	36.000	82	48Bet UMa	2.3650	10600.	72	47448	No
88	GOM_NL__2PRFIN20110328_063439_000000393101_00020_47448_3299.N1	28-MAR-2011 06:34:39	Bright	38.500	36	50Alp UMa	1.8000	6300.0	77	47448	No
89	GOM_NL__2PRFIN20110328_064109_000000413101_00020_47448_3300.N1	28-MAR-2011 06:41:09	Bright	41.000	60	7Bet UMi	2.0810	3950.0	82	47448	No
90	GOM_NL__2PRFIN20110328_065018_000000383101_00020_47448_3301.N1	28-MAR-2011 06:50:18	Bright	38.000	89	5Alp Cep	2.4510	8000.0	76	47448	No
91	GOM_NL__2PRFIN20110328_065517_000000433101_00020_47448_3302.N1	28-MAR-2011 06:55:17	Bright	43.000	144	18Del Cyg	2.8600	11000.	86	47448	No
92	GOM_NL__2PRFIN20110328_065704_000000443101_00020_47448_3303.N1	28-MAR-2011 06:57:04	Bright	43.500	66	37Gam Cyg	2.2080	5900.0	87	47448	No
93	GOM_NL__2PRFIN20110328_065901_000000413101_00020_47448_3304.N1	28-MAR-2011 06:59:01	Bright	41.000	92	53Eps Cyg	2.5000	4500.0	82	47448	No
94	GOM_NL__2PRFIN20110328_070833_000000643101_00020_47448_3305.N1	28-MAR-2011 07:08:33	Dark	64.000	11	53Alp Aql	0.76500	8000.0	128	47448	No
95	GOM_NL__2PRFIN20110328_072213_000000553101_00020_47448_3306.N1	28-MAR-2011 07:22:13	Dark	54.500	57	34Sig Sgr	2.0660	26000.	109	47448	No
96	GOM_NL__2PRFIN20110328_072549_000000563101_00020_47448_3296.N1	28-MAR-2011 07:25:49	Dark	56.000	38	20Eps Sgr	1.8360	11000.	112	47448	No
97	GOM_NL__2PRFIN20110328_072956_000000583101_00021_47449_3297.N1	28-MAR-2011 07:29:56	Dark	58.000	25	35Lam Sco	1.6200	28000.	116	47449	No
98	GOM_NL__2PRFIN20110328_073352_000000403101_00021_47449_3298.N1	28-MAR-2011 07:33:52	Dark	40.000	134	Bet TrA	2.8100	6600.0	80	47449	No
99	GOM_NL__2PRFIN20110328_073632_000000473101_00021_47449_3299.N1	28-MAR-2011 07:36:32	Dark	47.000	4	Alp1Cen	-0.010000	5800.0	94	47449	No
100	GOM_NL__2PRFIN20110328_073908_000000483101_00021_47449_3300.N1	28-MAR-2011 07:39:08	Straylight	47.500	78	Alp Lup	2.3040	28000.	95	47449	No
101	GOM_NL__2PRFIN20110328_074043_000000493101_00021_47449_3301.N1	28-MAR-2011 07:40:43	Straylight	48.500	81	Eta Cen	2.3560	28000.	97	47449	No

102	GOM_NL__2PRFIN20110328_074331_000000553101_00021_47449_3302.N1	28-MAR-2011 07:43:31	Straylight	54.500	54	5The Cen	2.0550	4500.0	109	47449	No
103	GOM_NL__2PRFIN20110328_074948_000000473101_00021_47449_3303.N1	28-MAR-2011 07:49:48	Straylight	46.500	106	9Bet Crv	2.6480	5600.0	93	47449	No
104	GOM_NL__2PRFIN20110328_075148_000000443101_00021_47449_3304.N1	28-MAR-2011 07:51:48	Tw_i_and_stray	44.000	100	4Gam Crv	2.5800	13100.	88	47449	No
105	GOM_NL__2PRFIN20110328_093718_000000463101_00022_47450_3306.N1	28-MAR-2011 09:37:18	Bright	46.000	121	29Gam Vir	2.7400	7200.0	92	47450	No
106	GOM_NL__2PRFIN20110328_094155_000000413101_00022_47450_3307.N1	28-MAR-2011 09:41:55	Bright	40.500	62	94Bet Leo	2.1360	9700.0	81	47450	No
107	GOM_NL__2PRFIN20110328_094326_000000393101_00022_47450_3308.N1	28-MAR-2011 09:43:26	Bright	39.000	96	68Del Leo	2.5600	9300.0	78	47450	No
108	GOM_NL__2PRFIN20110328_095017_000000383101_00022_47450_3309.N1	28-MAR-2011 09:50:17	Bright	37.500	174	52Psi UMa	3.0040	4400.0	75	47450	No
109	GOM_NL__2PRFIN20110328_095336_000000373101_00022_47450_3310.N1	28-MAR-2011 09:53:36	Bright	37.000	82	48Bet UMa	2.3650	10600.	74	47450	No
110	GOM_NL__2PRFIN20110328_095507_000000383101_00022_47450_3311.N1	28-MAR-2011 09:55:07	Bright	38.000	36	50Alp UMa	1.8000	6300.0	76	47450	No
111	GOM_NL__2PRFIN20110328_100137_000000423101_00022_47450_3312.N1	28-MAR-2011 10:01:37	Bright	41.500	60	7Bet UMi	2.0810	3950.0	83	47450	No
112	GOM_NL__2PRFIN20110328_101046_000000373101_00022_47450_3313.N1	28-MAR-2011 10:10:46	Bright	37.000	89	5Alp Cep	2.4510	8000.0	74	47450	No
113	GOM_NL__2PRFIN20110328_101545_000000663101_00022_47450_3314.N1	28-MAR-2011 10:15:45	Bright	66.000	144	18Del Cyg	2.8600	11000.	132	47450	No
114	GOM_NL__2PRFIN20110328_101732_000000413101_00022_47450_3315.N1	28-MAR-2011 10:17:32	Bright	40.500	66	37Gam Cyg	2.2080	5900.0	81	47450	No
115	GOM_NL__2PRFIN20110328_101929_000000433101_00022_47450_3316.N1	28-MAR-2011 10:19:29	Bright	42.500	92	53Eps Cyg	2.5000	4500.0	85	47450	No
116	GOM_NL__2PRFIN20110328_102903_000000623101_00022_47450_3317.N1	28-MAR-2011 10:29:03	Dark	62.000	11	53Alp Aql	0.76500	8000.0	124	47450	No
117	GOM_NL__2PRFIN20110328_104243_000000543101_00022_47450_3318.N1	28-MAR-2011 10:42:43	Dark	53.500	57	34Sig Sgr	2.0660	26000.	107	47450	No
118	GOM_NL__2PRFIN20110328_104619_000000533101_00023_47451_3336.N1	28-MAR-2011 10:46:19	Dark	53.000	38	20Eps Sgr	1.8360	11000.	106	47451	No
119	GOM_NL__2PRFIN20110328_105027_000000553101_00023_47451_3337.N1	28-MAR-2011 10:50:27	Dark	54.500	25	35Lam Sco	1.6200	28000.	109	47451	No
120	GOM_NL__2PRFIN20110328_105421_000000413101_00023_47451_3338.N1	28-MAR-2011 10:54:21	Dark	40.500	134	Bet TrA	2.8100	6600.0	81	47451	No
121	GOM_NL__2PRFIN20110328_105701_000000563101_00023_47451_3339.N1	28-MAR-2011 10:57:01	Dark	56.000	4	Alp1Cen	-0.010000	5800.0	112	47451	No
122	GOM_NL__2PRFIN20110328_105937_000000453101_00023_47451_3340.N1	28-MAR-2011 10:59:37	Straylight	45.000	78	Alp Lup	2.3040	28000.	90	47451	No
123	GOM_NL__2PRFIN20110328_110112_000000503101_00023_47451_3341.N1	28-MAR-2011 11:01:12	Straylight	49.500	81	Eta Cen	2.3560	28000.	99	47451	No
124	GOM_NL__2PRFIN20110328_110400_000000603101_00023_47451_3342.N1	28-MAR-2011 11:04:00	Straylight	59.500	54	5The Cen	2.0550	4500.0	119	47451	No
125	GOM_NL__2PRFIN20110328_111016_000000503101_00023_47451_3343.N1	28-MAR-2011 11:10:16	Straylight	49.500	106	9Bet Crv	2.6480	5600.0	99	47451	No
126	GOM_NL__2PRFIN20110328_111216_000000433101_00023_47451_3344.N1	28-MAR-2011 11:12:16	Tw_i_and_stray	42.500	100	4Gam Crv	2.5800	13100.	85	47451	No
127	GOM_NL__2PRFIN20110328_111732_000000463101_00023_47451_3345.N1	28-MAR-2011 11:17:32	Bright	46.000	121	29Gam Vir	2.7400	7200.0	92	47451	No
128	GOM_NL__2PRFIN20110328_112209_000000413101_00023_47451_3346.N1	28-MAR-2011 11:22:09	Bright	40.500	62	94Bet Leo	2.1360	9700.0	81	47451	No
129	GOM_NL__2PRFIN20110328_112340_000000383101_00023_47451_3347.N1	28-MAR-2011 11:23:40	Bright	37.500	96	68Del Leo	2.5600	9300.0	75	47451	No
130	GOM_NL__2PRFIN20110328_113031_000000393101_00023_47451_3348.N1	28-MAR-2011 11:30:31	Bright	38.500	174	52Psi UMa	3.0040	4400.0	77	47451	No
131	GOM_NL__2PRFIN20110328_113350_000000373101_00023_47451_3349.N1	28-MAR-2011 11:33:50	Bright	37.000	82	48Bet UMa	2.3650	10600.	74	47451	No
132	GOM_NL__2PRFIN20110328_113521_000000403101_00023_47451_3350.N1	28-MAR-2011 11:35:21	Bright	39.500	36	50Alp UMa	1.8000	6300.0	79	47451	No
133	GOM_NL__2PRFIN20110328_114150_000000393101_00023_47451_3351.N1	28-MAR-2011 11:41:50	Bright	39.000	60	7Bet UMi	2.0810	3950.0	78	47451	No
134	GOM_NL__2PRFIN20110328_115100_000000363101_00023_47451_3352.N1	28-MAR-2011 11:51:00	Bright	35.500	89	5Alp Cep	2.4510	8000.0	71	47451	No
135	GOM_NL__2PRFIN20110328_115559_000000443101_00023_47451_3353.N1	28-MAR-2011 11:55:59	Bright	44.000	144	18Del Cyg	2.8600	11000.	88	47451	No
136	GOM_NL__2PRFIN20110328_115746_000000443101_00023_47451_3354.N1	28-MAR-2011 11:57:46	Bright	43.500	66	37Gam Cyg	2.2080	5900.0	87	47451	No
137	GOM_NL__2PRFIN20110328_115943_000000493101_00023_47451_3355.N1	28-MAR-2011 11:59:43	Bright	49.000	92	53Eps Cyg	2.5000	4500.0	98	47451	No
138	GOM_NL__2PRFIN20110328_120917_000000603101_00023_47451_3356.N1	28-MAR-2011 12:09:17	Dark	60.000	11	53Alp Aql	0.76500	8000.0	120	47451	No
139	GOM_NL__2PRFIN20110328_122259_000000563101_00023_47451_3357.N1	28-MAR-2011 12:22:59	Dark	56.000	57	34Sig Sgr	2.0660	26000.	112	47451	No
140	GOM_NL__2PRFIN20110328_122634_000000543101_00024_47452_3346.N1	28-MAR-2011 12:26:34	Dark	54.000	38	20Eps Sgr	1.8360	11000.	108	47452	No
141	GOM_NL__2PRFIN20110328_123042_000000573101_00024_47452_3347.N1	28-MAR-2011 12:30:42	Dark	57.000	25	35Lam Sco	1.6200	28000.	114	47452	No
142	GOM_NL__2PRFIN20110328_123436_000000403101_00024_47452_3348.N1	28-MAR-2011 12:34:36	Dark	39.500	134	Bet TrA	2.8100	6600.0	79	47452	No
143	GOM_NL__2PRFIN20110328_123716_000000513101_00024_47452_3349.N1	28-MAR-2011 12:37:16	Dark	51.000	4	Alp1Cen	-0.010000	5800.0	102	47452	No
144	GOM_NL__2PRFIN20110328_123952_000000463101_00024_47452_3350.N1	28-MAR-2011 12:39:52	Straylight	46.000	78	Alp Lup	2.3040	28000.	92	47452	No
145	GOM_NL__2PRFIN20110328_124127_000000503101_00024_47452_3351.N1	28-MAR-2011 12:41:27	Straylight	50.000	81	Eta Cen	2.3560	28000.	100	47452	No
146	GOM_NL__2PRFIN20110328_124415_000000583101_00024_47452_3352.N1	28-MAR-2011 12:44:15	Straylight	58.000	54	5The Cen	2.0550	4500.0	116	47452	No
147	GOM_NL__2PRFIN20110328_125030_000000493101_00024_47452_3353.N1	28-MAR-2011 12:50:30	Straylight	49.000	106	9Bet Crv	2.6480	5600.0	98	47452	No
148	GOM_NL__2PRFIN20110328_125230_000000453101_00024_47452_3354.N1	28-MAR-2011 12:52:30	Tw_i_and_stray	44.500	100	4Gam Crv	2.5800	13100.	89	47452	No
149	GOM_NL__2PRFIN20110328_125746_000000463101_00024_47452_3355.N1	28-MAR-2011 12:57:46	Bright	46.000	121	29Gam Vir	2.7400	7200.0	92	47452	No
150	GOM_NL__2PRFIN20110328_130222_000000403101_00024_47452_3356.N1	28-MAR-2011 13:02:22	Bright	40.000	62	94Bet Leo	2.1360	9700.0	80	47452	No
151	GOM_NL__2PRFIN20110328_130354_000000373101_00024_47452_3357.N1	28-MAR-2011 13:03:54	Bright	36.500	96	68Del Leo	2.5600	9300.0	73	47452	No
152	GOM_NL__2PRFIN20110328_131045_000000373101_00024_47452_3358.N1	28-MAR-2011 13:10:45	Bright	37.000	174	52Psi UMa	3.0040	4400.0	74	47452	No
153	GOM_NL__2PRFIN20110328_131404_000000363101_00024_47452_3359.N1	28-MAR-2011 13:14:04	Bright	36.000	82	48Bet UMa	2.3650	10600.	72	47452	No
154	GOM_NL__2PRFIN20110328_131535_000000393101_00024_47452_3360.N1	28-MAR-2011 13:15:35	Bright	39.000	36	50Alp UMa	1.8000	6300.0	78	47452	No
155	GOM_NL__2PRFIN20110328_132204_000000423101_00024_47452_3361.N1	28-MAR-2011 13:22:04	Bright	41.500	60	7Bet UMi	2.0810	3950.0	83	47452	No
156	GOM_NL__2PRFIN20110328_133114_000000543101_00024_47452_3362.N1	28-MAR-2011 13:31:14	Bright	54.000	89	5Alp Cep	2.4510	8000.0	108	47452	No
157	GOM_NL__2PRFIN20110328_133613_000000443101_00024_47452_3363.N1	28-MAR-2011 13:36:13	Bright	44.000	144	18Del Cyg	2.8600	11000.	88	47452	No
158	GOM_NL__2PRFIN20110328_133800_000000443101_00024_47452_3364.N1	28-MAR-2011 13:38:00	Bright	43.500	66	37Gam Cyg	2.2080	5900.0	87	47452	No
159	GOM_NL__2PRFIN20110328_133957_000000593101_00024_47452_3365.N1	28-MAR-2011 13:39:57	Bright	59.000	92	53Eps Cyg	2.5000	4500.0	118	47452	No
160	GOM_NL__2PRFIN20110328_134932_000000613101_00024_47452_3366.N1	28-MAR-2011 13:49:32	Dark	61.000	11	53Alp Aql	0.76500	8000.0	122	47452	No

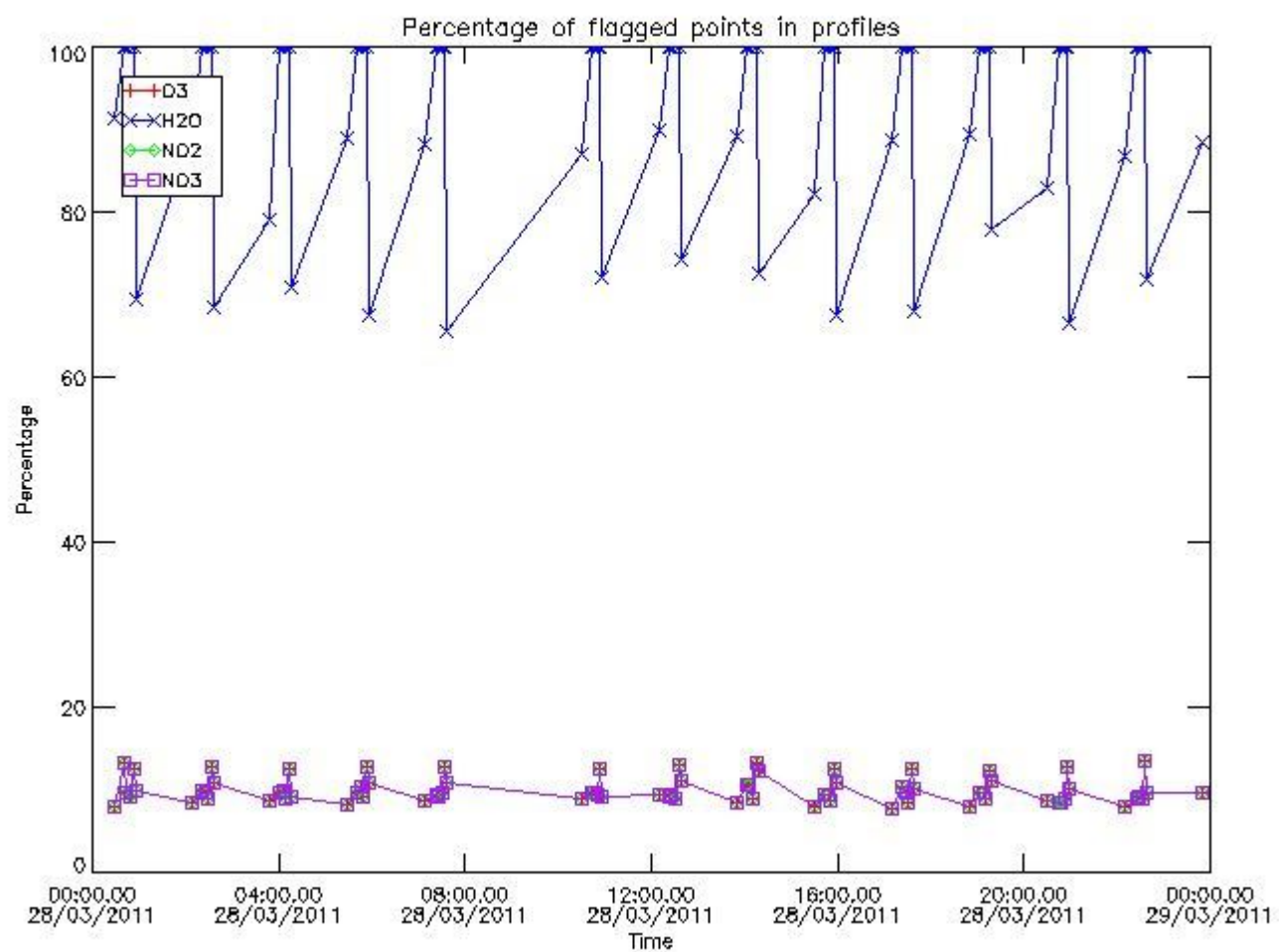
161	GOM_NL__2PRFIN20110328_140314_000000533101_00024_47452_3367.N1	28-MAR-2011 14:03:14	Dark	52.500	57	34Sig Sgr	2.0660	26000.	105	47452	No
162	GOM_NL__2PRFIN20110328_140649_000000533101_00025_47453_3356.N1	28-MAR-2011 14:06:49	Dark	53.000	38	20Eps Sgr	1.8360	11000.	106	47453	No
163	GOM_NL__2PRFIN20110328_141057_000000573101_00025_47453_3357.N1	28-MAR-2011 14:10:57	Dark	57.000	25	35Lam Sco	1.6200	28000.	114	47453	No
164	GOM_NL__2PRFIN20110328_141450_000000433101_00025_47453_3358.N1	28-MAR-2011 14:14:50	Dark	42.500	134	Bet TrA	2.8100	6600.0	85	47453	No
165	GOM_NL__2PRFIN20110328_141730_000000463101_00025_47453_3359.N1	28-MAR-2011 14:17:30	Dark	46.000	4	Alp1Cen	-0.010000	5800.0	92	47453	No
166	GOM_NL__2PRFIN20110328_142007_000000453101_00025_47453_3360.N1	28-MAR-2011 14:20:07	Straylight	44.500	78	Alp Lup	2.3040	28000.	89	47453	No
167	GOM_NL__2PRFIN20110328_142141_000000533101_00025_47453_3361.N1	28-MAR-2011 14:21:41	Straylight	53.000	81	Eta Cen	2.3560	28000.	106	47453	No
168	GOM_NL__2PRFIN20110328_142429_000000543101_00025_47453_3362.N1	28-MAR-2011 14:24:29	Straylight	54.000	54	5The Cen	2.0550	4500.0	108	47453	No
169	GOM_NL__2PRFIN20110328_143044_000000483101_00025_47453_3363.N1	28-MAR-2011 14:30:44	Straylight	47.500	106	9Bet Crv	2.6480	5600.0	95	47453	No
170	GOM_NL__2PRFIN20110328_143245_000000433101_00025_47453_3364.N1	28-MAR-2011 14:32:45	Twi_and_stray	42.500	100	4Gam Crv	2.5800	13100.	85	47453	No
171	GOM_NL__2PRFIN20110328_143759_000000473101_00025_47453_3365.N1	28-MAR-2011 14:37:59	Bright	46.500	121	29Gam Vir	2.7400	7200.0	93	47453	No
172	GOM_NL__2PRFIN20110328_144236_000000403101_00025_47453_3366.N1	28-MAR-2011 14:42:36	Bright	40.000	62	94Bet Leo	2.1360	9700.0	80	47453	No
173	GOM_NL__2PRFIN20110328_144408_000000373101_00025_47453_3367.N1	28-MAR-2011 14:44:08	Bright	37.000	96	68Del Leo	2.5600	9300.0	74	47453	No
174	GOM_NL__2PRFIN20110328_145059_000000453101_00025_47453_3368.N1	28-MAR-2011 14:50:59	Bright	44.500	174	52Psi UMa	3.0040	4400.0	89	47453	No
175	GOM_NL__2PRFIN20110328_145417_000000353101_00025_47453_3369.N1	28-MAR-2011 14:54:17	Bright	34.500	82	48Bet UMa	2.3650	10600.	69	47453	No
176	GOM_NL__2PRFIN20110328_145549_000000383101_00025_47453_3370.N1	28-MAR-2011 14:55:49	Bright	38.000	36	50Alp UMa	1.8000	6300.0	76	47453	No
177	GOM_NL__2PRFIN20110328_150218_000000423101_00025_47453_3371.N1	28-MAR-2011 15:02:18	Bright	41.500	60	7Bet UMi	2.0810	3950.0	83	47453	No
178	GOM_NL__2PRFIN20110328_151128_000000363101_00025_47453_3372.N1	28-MAR-2011 15:11:28	Bright	36.000	89	5Alp Cep	2.4510	8000.0	72	47453	No
179	GOM_NL__2PRFIN20110328_151626_000000453101_00025_47453_3373.N1	28-MAR-2011 15:16:26	Bright	44.500	144	18Del Cyg	2.8600	11000.	89	47453	No
180	GOM_NL__2PRFIN20110328_151814_000000583101_00025_47453_3374.N1	28-MAR-2011 15:18:14	Bright	58.000	66	37Gam Cyg	2.2080	5900.0	116	47453	No
181	GOM_NL__2PRFIN20110328_152011_000000593101_00025_47453_3375.N1	28-MAR-2011 15:20:11	Bright	59.000	92	53Eps Cyg	2.5000	4500.0	118	47453	No
182	GOM_NL__2PRFIN20110328_152946_000000653101_00025_47453_3376.N1	28-MAR-2011 15:29:46	Dark	65.000	11	53Alp Aql	0.76500	8000.0	130	47453	No
183	GOM_NL__2PRFIN20110328_154329_000000553101_00025_47453_3377.N1	28-MAR-2011 15:43:29	Dark	54.500	57	34Sig Sgr	2.0660	26000.	109	47453	No
184	GOM_NL__2PRFIN20110328_154705_000000553101_00026_47454_3376.N1	28-MAR-2011 15:47:05	Dark	54.500	38	20Eps Sgr	1.8360	11000.	109	47454	No
185	GOM_NL__2PRFIN20110328_155113_000000603101_00026_47454_3377.N1	28-MAR-2011 15:51:13	Dark	59.500	25	35Lam Sco	1.6200	28000.	119	47454	No
186	GOM_NL__2PRFIN20110328_155505_000000413101_00026_47454_3378.N1	28-MAR-2011 15:55:05	Dark	41.000	134	Bet TrA	2.8100	6600.0	82	47454	No
187	GOM_NL__2PRFIN20110328_155744_000000473101_00026_47454_3379.N1	28-MAR-2011 15:57:44	Dark	46.500	4	Alp1Cen	-0.010000	5800.0	93	47454	No
188	GOM_NL__2PRFIN20110328_160021_000000453101_00026_47454_3380.N1	28-MAR-2011 16:00:21	Straylight	45.000	78	Alp Lup	2.3040	28000.	90	47454	No
189	GOM_NL__2PRFIN20110328_160156_000000503101_00026_47454_3381.N1	28-MAR-2011 16:01:56	Straylight	50.000	81	Eta Cen	2.3560	28000.	100	47454	No
190	GOM_NL__2PRFIN20110328_160444_000000533101_00026_47454_3382.N1	28-MAR-2011 16:04:44	Straylight	52.500	54	5The Cen	2.0550	4500.0	105	47454	No
191	GOM_NL__2PRFIN20110328_161058_000000503101_00026_47454_3383.N1	28-MAR-2011 16:10:58	Straylight	49.500	106	9Bet Crv	2.6480	5600.0	99	47454	No
192	GOM_NL__2PRFIN20110328_161259_000000463101_00026_47454_3384.N1	28-MAR-2011 16:12:59	Twi_and_stray	46.000	100	4Gam Crv	2.5800	13100.	92	47454	No
193	GOM_NL__2PRFIN20110328_161813_000000473101_00026_47454_3385.N1	28-MAR-2011 16:18:13	Bright	47.000	121	29Gam Vir	2.7400	7200.0	94	47454	No
194	GOM_NL__2PRFIN20110328_162250_000000403101_00026_47454_3386.N1	28-MAR-2011 16:22:50	Bright	39.500	62	94Bet Leo	2.1360	9700.0	79	47454	No
195	GOM_NL__2PRFIN20110328_162422_000000383101_00026_47454_3387.N1	28-MAR-2011 16:24:22	Bright	38.000	96	68Del Leo	2.5600	9300.0	76	47454	No
196	GOM_NL__2PRFIN20110328_163112_000000373101_00026_47454_3388.N1	28-MAR-2011 16:31:12	Bright	36.500	174	52Psi UMa	3.0040	4400.0	73	47454	No
197	GOM_NL__2PRFIN20110328_163431_000000373101_00026_47454_3389.N1	28-MAR-2011 16:34:31	Bright	36.500	82	48Bet UMa	2.3650	10600.	73	47454	No
198	GOM_NL__2PRFIN20110328_163602_000000373101_00026_47454_3390.N1	28-MAR-2011 16:36:02	Bright	36.500	36	50Alp UMa	1.8000	6300.0	73	47454	No
199	GOM_NL__2PRFIN20110328_164231_000000403101_00026_47454_3391.N1	28-MAR-2011 16:42:31	Bright	40.000	60	7Bet UMi	2.0810	3950.0	80	47454	No
200	GOM_NL__2PRFIN20110328_165141_000000383101_00026_47454_3392.N1	28-MAR-2011 16:51:41	Bright	37.500	89	5Alp Cep	2.4510	8000.0	75	47454	No
201	GOM_NL__2PRFIN20110328_165640_000000453101_00026_47454_3393.N1	28-MAR-2011 16:56:40	Bright	44.500	144	18Del Cyg	2.8600	11000.	89	47454	No
202	GOM_NL__2PRFIN20110328_165828_000000453101_00026_47454_3394.N1	28-MAR-2011 16:58:28	Bright	44.500	66	37Gam Cyg	2.2080	5900.0	89	47454	No
203	GOM_NL__2PRFIN20110328_170025_000000403101_00026_47454_3395.N1	28-MAR-2011 17:00:25	Bright	40.000	92	53Eps Cyg	2.5000	4500.0	80	47454	No
204	GOM_NL__2PRFIN20110328_171001_000000673101_00026_47454_3396.N1	28-MAR-2011 17:10:01	Dark	66.500	11	53Alp Aql	0.76500	8000.0	133	47454	No
205	GOM_NL__2PRFIN20110328_172344_000000543101_00026_47454_3397.N1	28-MAR-2011 17:23:44	Dark	54.000	57	34Sig Sgr	2.0660	26000.	108	47454	No
206	GOM_NL__2PRFIN20110328_172720_000000533101_00027_47455_3386.N1	28-MAR-2011 17:27:20	Dark	53.000	38	20Eps Sgr	1.8360	11000.	106	47455	No
207	GOM_NL__2PRFIN20110328_173128_000000613101_00027_47455_3387.N1	28-MAR-2011 17:31:28	Dark	60.500	25	35Lam Sco	1.6200	28000.	121	47455	No
208	GOM_NL__2PRFIN20110328_173519_000000413101_00027_47455_3388.N1	28-MAR-2011 17:35:19	Dark	41.000	134	Bet TrA	2.8100	6600.0	82	47455	No
209	GOM_NL__2PRFIN20110328_173759_000000553101_00027_47455_3389.N1	28-MAR-2011 17:37:59	Dark	55.000	4	Alp1Cen	-0.010000	5800.0	110	47455	No
210	GOM_NL__2PRFIN20110328_174036_000000453101_00027_47455_3390.N1	28-MAR-2011 17:40:36	Straylight	45.000	78	Alp Lup	2.3040	28000.	90	47455	No
211	GOM_NL__2PRFIN20110328_174211_000000513101_00027_47455_3391.N1	28-MAR-2011 17:42:11	Straylight	50.500	81	Eta Cen	2.3560	28000.	101	47455	No
212	GOM_NL__2PRFIN20110328_174459_000000623101_00027_47455_3392.N1	28-MAR-2011 17:44:59	Straylight	61.500	54	5The Cen	2.0550	4500.0	123	47455	No
213	GOM_NL__2PRFIN20110328_175112_000000493101_00027_47455_3393.N1	28-MAR-2011 17:51:12	Straylight	49.000	106	9Bet Crv	2.6480	5600.0	98	47455	No
214	GOM_NL__2PRFIN20110328_175313_000000453101_00027_47455_3394.N1	28-MAR-2011 17:53:13	Twi_and_stray	45.000	100	4Gam Crv	2.5800	13100.	90	47455	No
215	GOM_NL__2PRFIN20110328_175827_000000473101_00027_47455_3395.N1	28-MAR-2011 17:58:27	Bright	46.500	121	29Gam Vir	2.7400	7200.0	93	47455	No
216	GOM_NL__2PRFIN20110328_180304_000000403101_00027_47455_3396.N1	28-MAR-2011 18:03:04	Bright	40.000	62	94Bet Leo	2.1360	9700.0	80	47455	No
217	GOM_NL__2PRFIN20110328_180436_000000383101_00027_47455_3397.N1	28-MAR-2011 18:04:36	Bright	38.000	96	68Del Leo	2.5600	9300.0	76	47455	No
218	GOM_NL__2PRFIN20110328_181126_000000373101_00027_47455_3398.N1	28-MAR-2011 18:11:26	Bright	37.000	174	52Psi UMa	3.0040	4400.0	74	47455	No
219	GOM_NL__2PRFIN20110328_181445_000000373101_00027_47455_3399.N1	28-MAR-2011 18:14:45	Bright	36.500	82	48Bet UMa	2.3650	10600.	73	47455	No

279	GOM_NL__2PRFIN20110328_225155_000000513101_00030_47458_3423.N1	28-MAR-2011 22:51:55	Straylight	51.000	106	9Bet Crv	2.6480	5600.0	102	47458	No
280	GOM_NL__2PRFIN20110328_225355_000000453101_00030_47458_3424.N1	28-MAR-2011 22:53:55	Twilight_stray	45.000	100	4Gam Crv	2.5800	13100.	90	47458	No
281	GOM_NL__2PRFIN20110328_225909_000000473101_00030_47458_3425.N1	28-MAR-2011 22:59:09	Bright	46.500	121	29Gam Vir	2.7400	7200.0	93	47458	No
282	GOM_NL__2PRFIN20110328_230346_000000393101_00030_47458_3426.N1	28-MAR-2011 23:03:46	Bright	39.000	62	94Bet Leo	2.1360	9700.0	78	47458	No
283	GOM_NL__2PRFIN20110328_230518_000000383101_00030_47458_3427.N1	28-MAR-2011 23:05:18	Bright	37.500	96	68Del Leo	2.5600	9300.0	75	47458	No
284	GOM_NL__2PRFIN20110328_231208_000000393101_00030_47458_3428.N1	28-MAR-2011 23:12:08	Bright	39.000	174	52Psi UMa	3.0040	4400.0	78	47458	No
285	GOM_NL__2PRFIN20110328_231527_000000363101_00030_47458_3429.N1	28-MAR-2011 23:15:27	Bright	35.500	82	48Bet UMa	2.3650	10600.	71	47458	No
286	GOM_NL__2PRFIN20110328_231658_000000373101_00030_47458_3430.N1	28-MAR-2011 23:16:58	Bright	36.500	36	50Alp UMa	1.8000	6300.0	73	47458	No
287	GOM_NL__2PRFIN20110328_232326_000000373101_00030_47458_3431.N1	28-MAR-2011 23:23:26	Bright	37.000	60	7Bet UMi	2.0810	3950.0	74	47458	No
288	GOM_NL__2PRFIN20110328_233238_000000543101_00030_47458_3432.N1	28-MAR-2011 23:32:38	Bright	54.000	89	5Alp Cep	2.4510	8000.0	108	47458	No
289	GOM_NL__2PRFIN20110328_233736_000000453101_00030_47458_3433.N1	28-MAR-2011 23:37:36	Bright	44.500	144	18Del Cyg	2.8600	11000.	89	47458	No
290	GOM_NL__2PRFIN20110328_233924_000000443101_00030_47458_3434.N1	28-MAR-2011 23:39:24	Bright	44.000	66	37Gam Cyg	2.2080	5900.0	88	47458	No
291	GOM_NL__2PRFIN20110328_234121_000000593101_00030_47458_3435.N1	28-MAR-2011 23:41:21	Bright	59.000	92	53Eps Cyg	2.5000	4500.0	118	47458	No
292	GOM_NL__2PRFIN20110328_235100_000000743101_00030_47458_3436.N1	28-MAR-2011 23:51:00	Dark	73.500	11	53Alp Aql	0.76500	8000.0	147	47458	No

3. Quality information per product

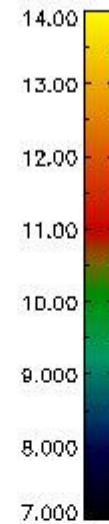
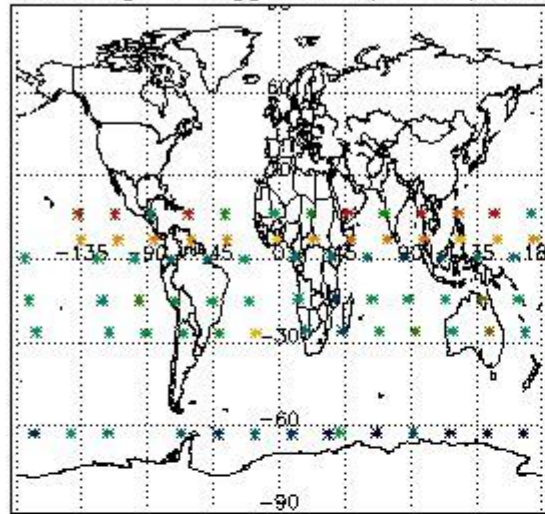
In this section it is plotted some information contained in the Quality Summary data set of the level 2 products. Only products in dark limb conditions and without errors (error flag in the MPH set to "0") are used.

3.1 Plot quality information per product (time dependant)

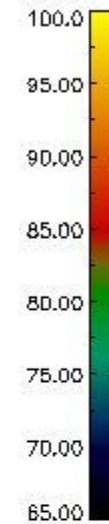
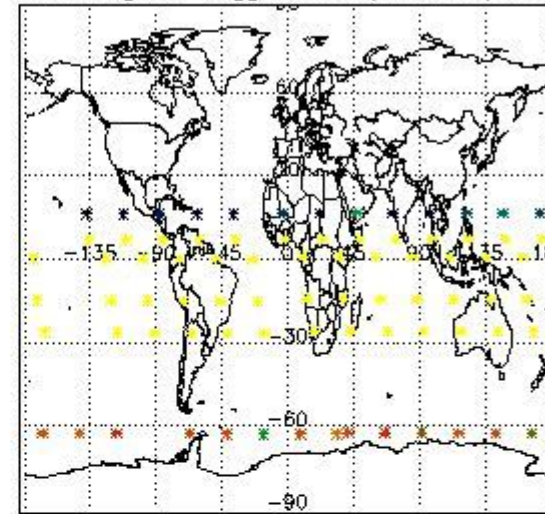


3.2 Plot quality information per product (world map)

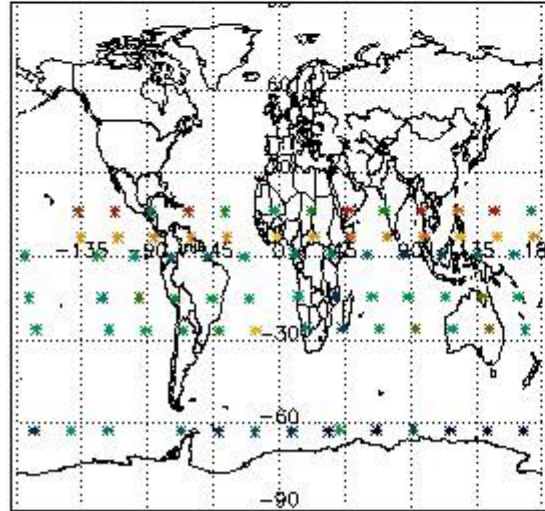
Percentage of flagged data per O3 profile



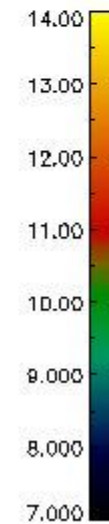
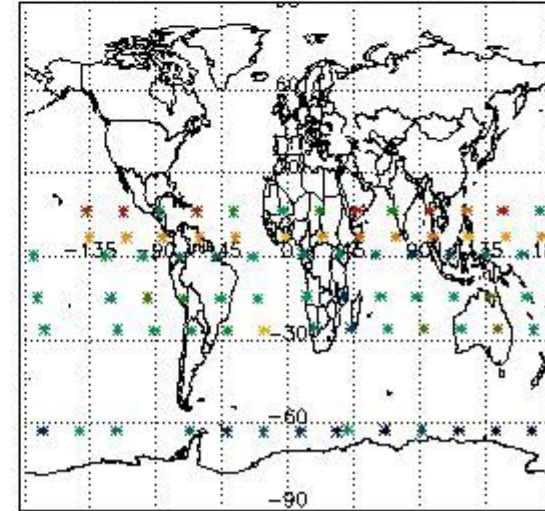
Percentage of flagged data per H2O profile



Percentage of flagged data per NO2 profile



Percentage of flagged data per NO3 profile

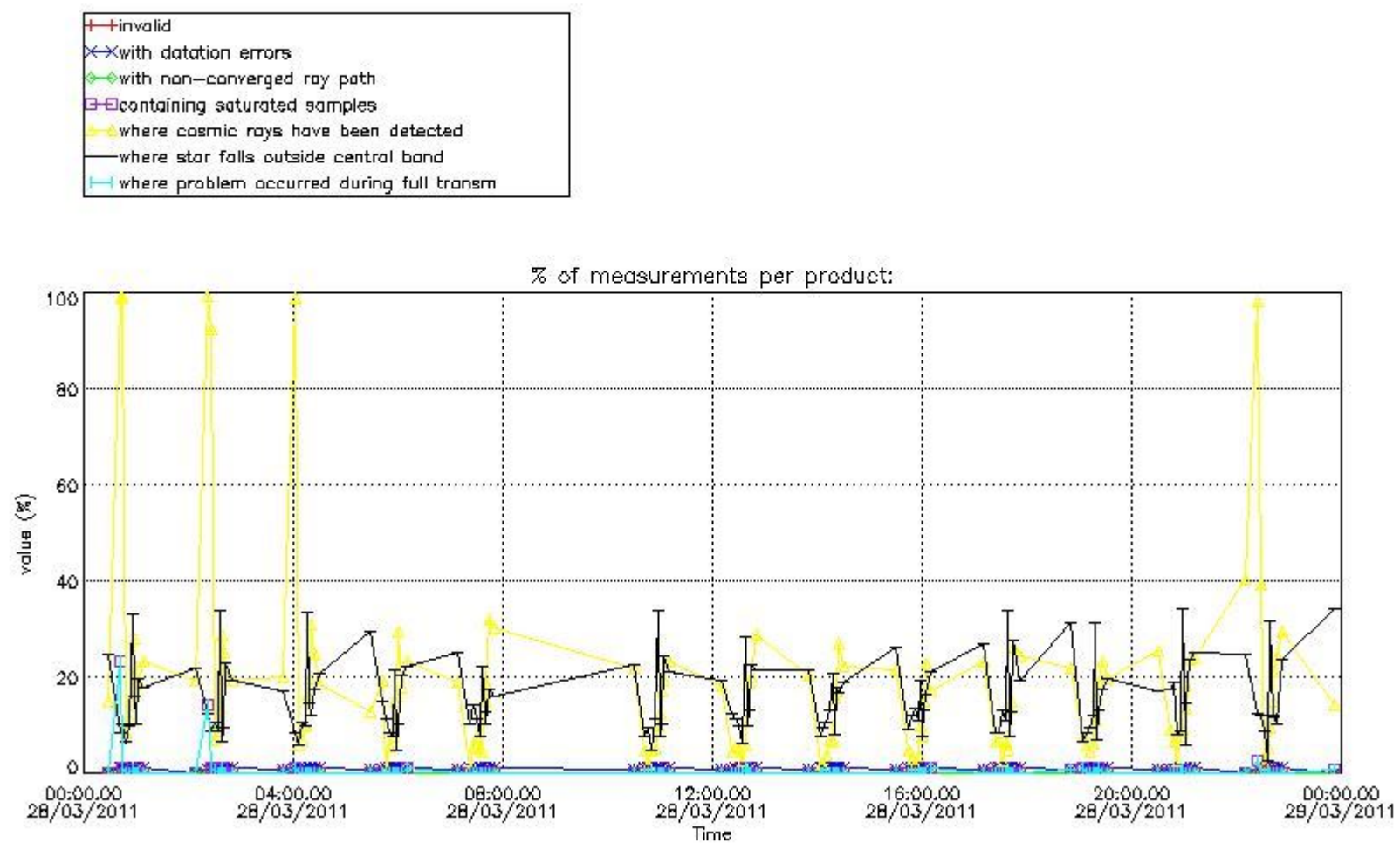


4. Level 1 quality information per product

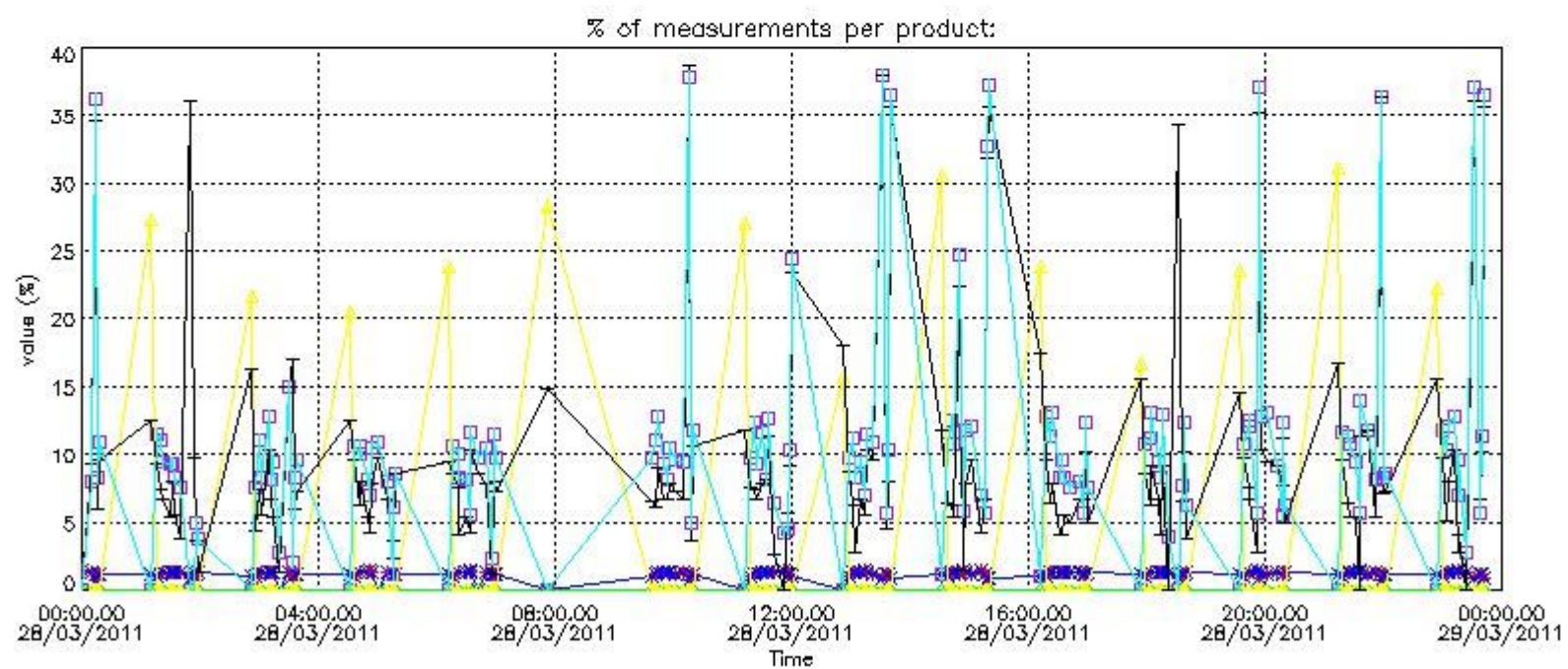
In this section it is plotted some information contained in the Quality Summary data set of the level 2 products that comes from the level 1b processing. Products without errors (error flag in the MPH set to "0") are used.

4.1 Plot quality information per product (time dependant) coming from level 1b processing

4.1.1 Plot level 1 quality information per product (time dependant): ENVISAT ASCENDING passes



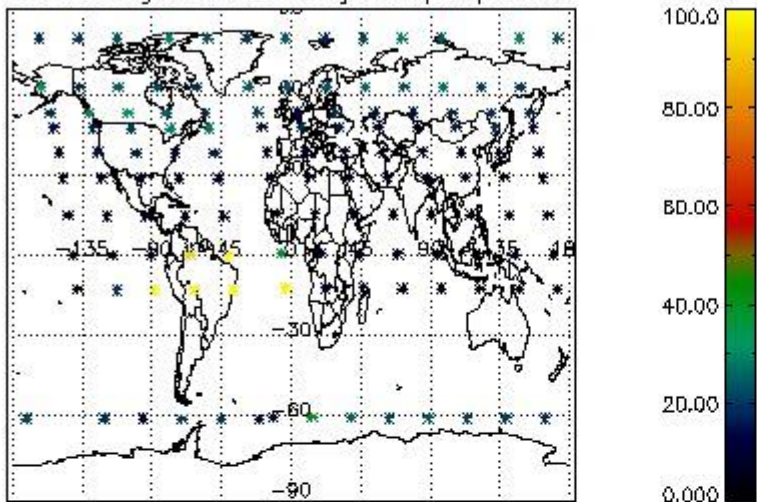
4.1.2 Plot level 1 quality information per product (time dependant): ENVI SAT DESCENDING passes



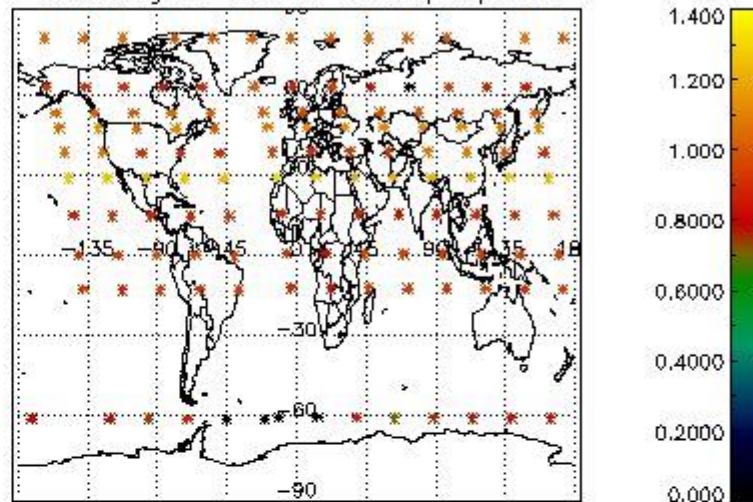
4.2 Plot quality information per product coming from level 1b processing (world map)

4.2.1 Plot level 1 quality information per product (world map): ENVISAT ASCENDING passes

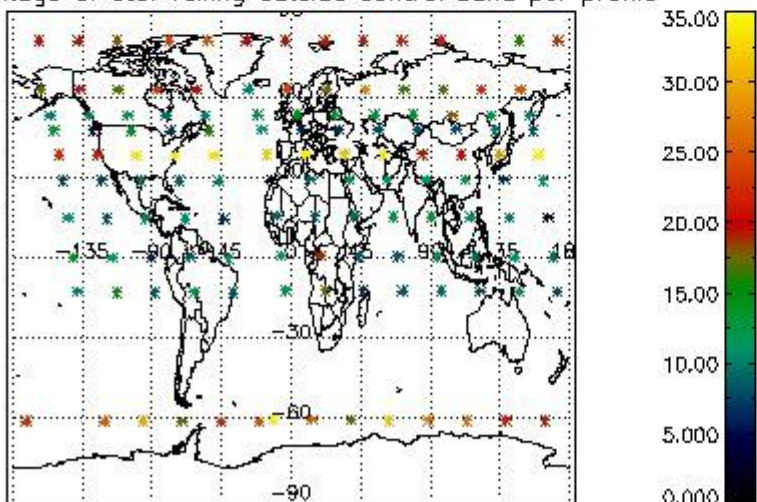
Percentage of cosmic ray hits per profile



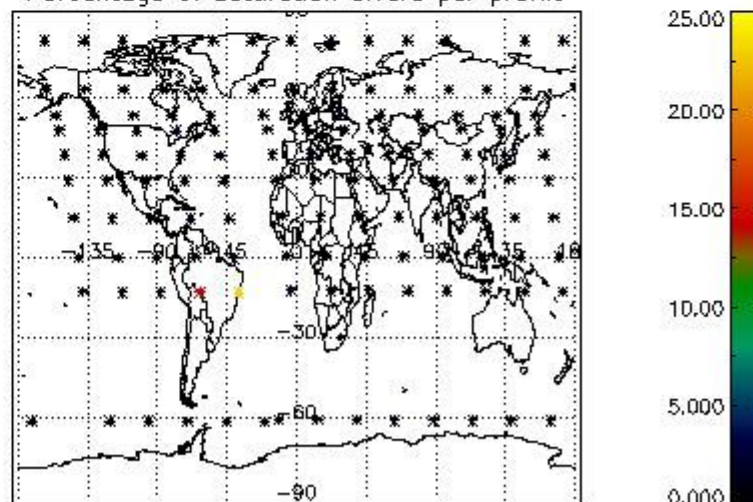
Percentage of datation errors per profile



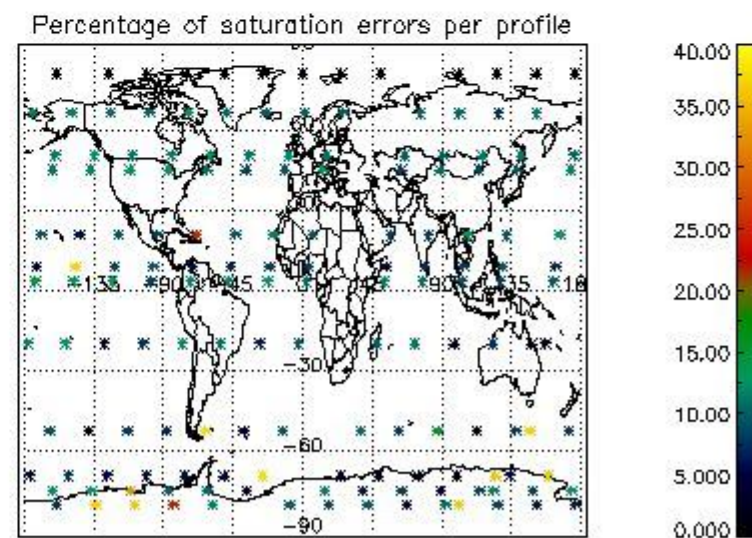
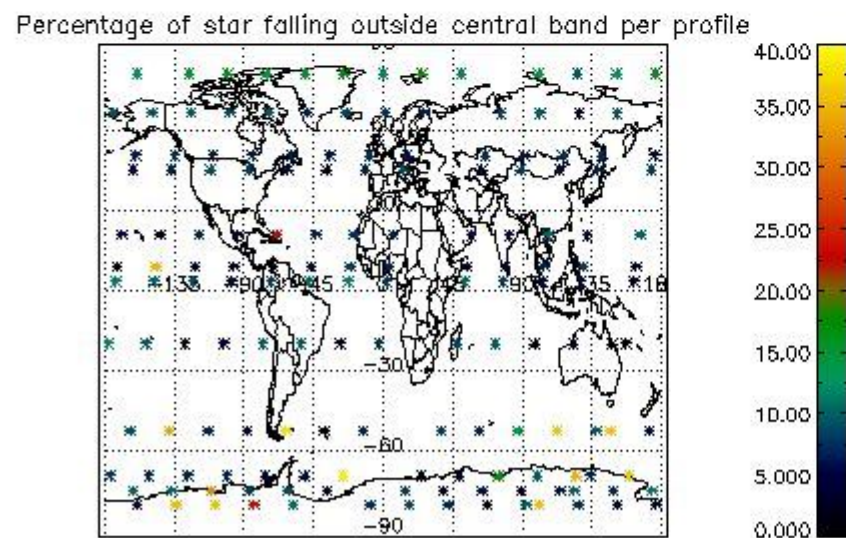
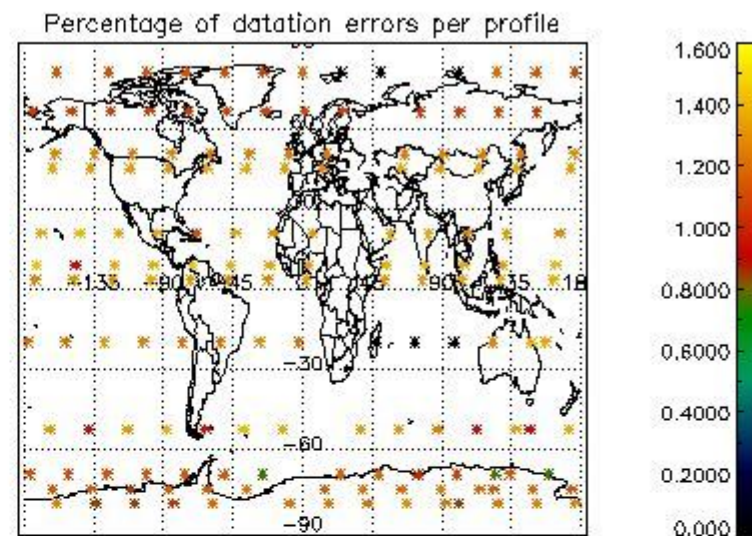
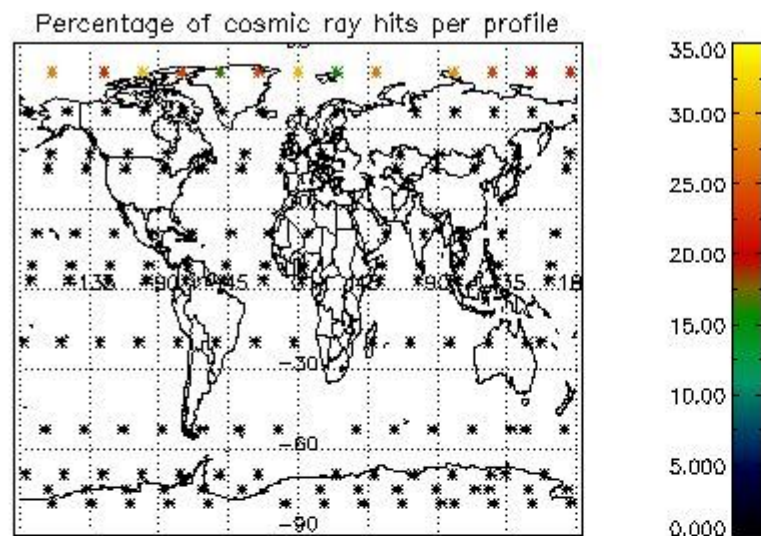
Percentage of star falling outside central band per profile



Percentage of saturation errors per profile



4.2.2 Plot level 1 quality information per product (world map): ENVISAT DESCENDING passes



5. Trace gas profiles

5.1 Ozone statistics based on quality of products

The final quality of the products can be "measured" using the STD (Standard Deviation) attached to every point profile. This information is written to the parameter GOM_NL__2P/NL_LOCAL_SPECIES_DENSITY/o3_std of the level 2 products. The table below shows the statistics for given STD ranges.

The statistics are given with respect to the overall valid production:

- Products without fatal errors: GOM_NL__2P/MPH/PRODUCT_ERR=0
- Valid point profile: GOM_NL__2P/NL_LOCAL_SPECIES_DENSITY/pcd(0)=0

The 'Criteria' is applied to valid points of dark limb products:

- Products in dark limb illumination condition: GOM_NL__2P/NL_SUMMARY_QUALITY/obs_ill_cond=0
- Products without fatal errors: GOM_NL__2P/MPH/PRODUCT_ERR=0
- Valid point profile: GOM_NL__2P/NL_LOCAL_SPECIES_DENSITY/pcd(0)=0

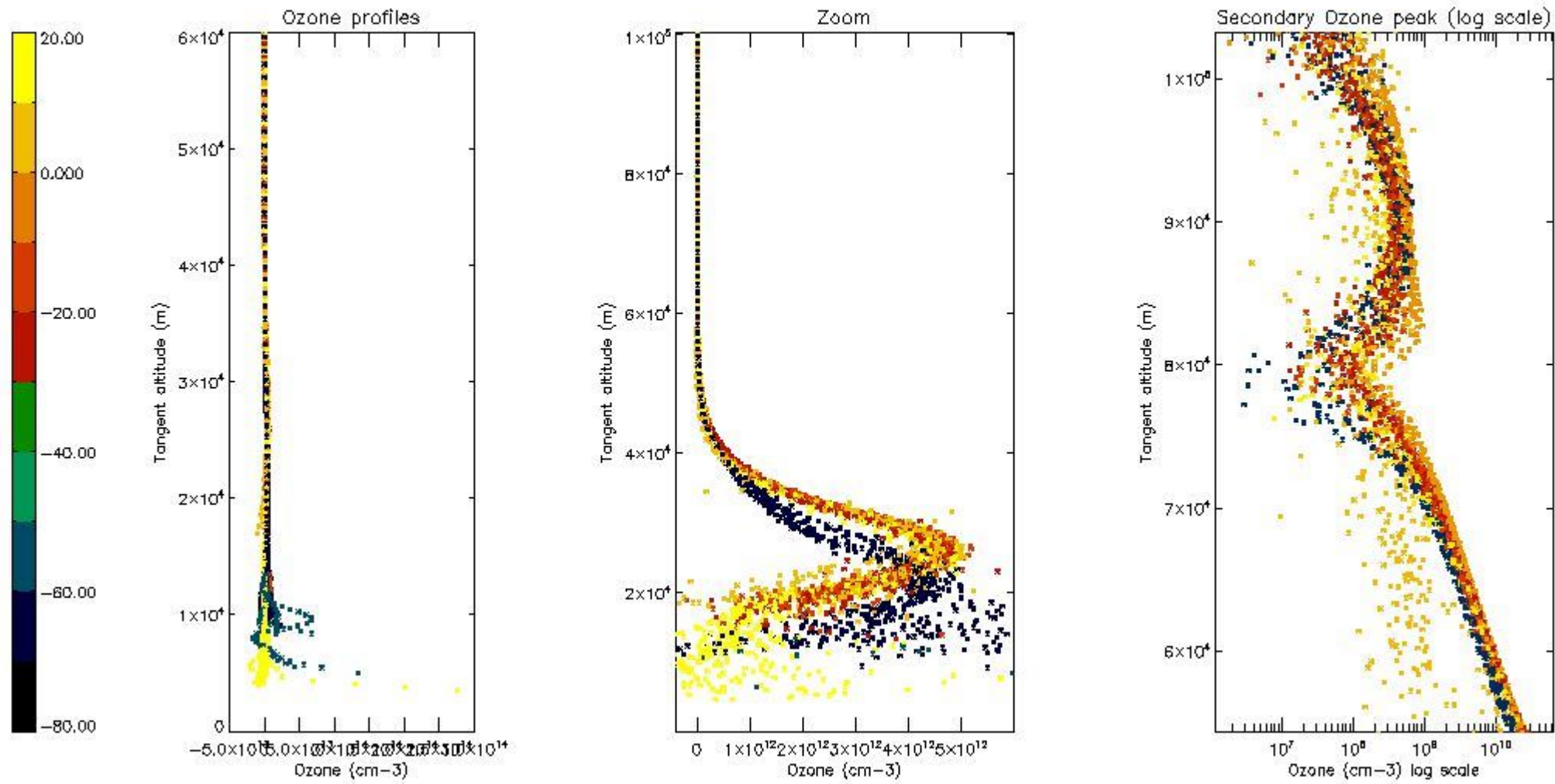
So, the table below shows the percentage of dark limb and valid observations for each criteria with respect to the overall valid daily observations.

Criteria	% of total production
All STD	32
STD < 20	19

STD < 10	15
STD < 5	12

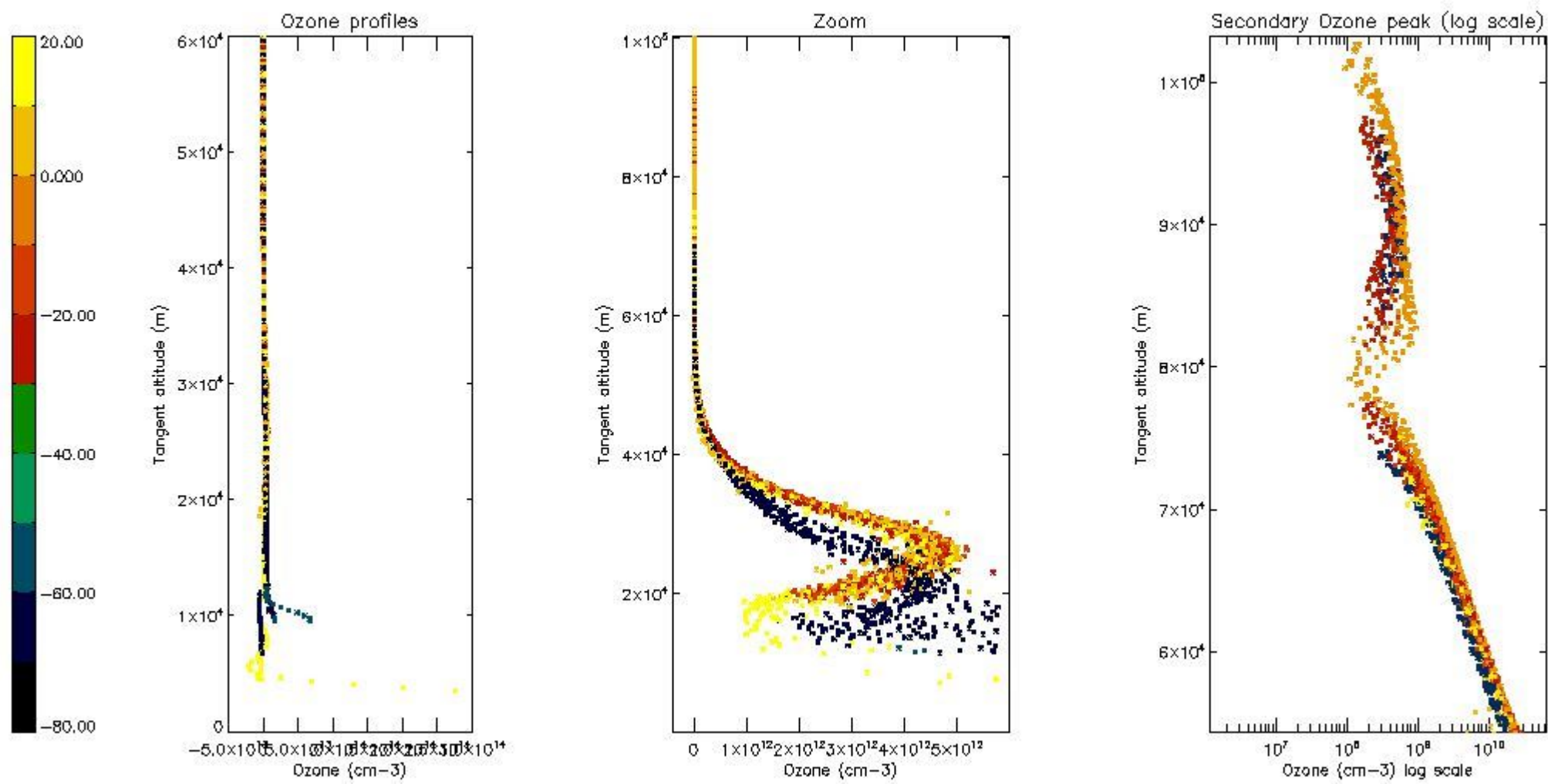
5.2 Plot ozone profiles for all STD (dark without errors)

The colorbar represents the latitude.



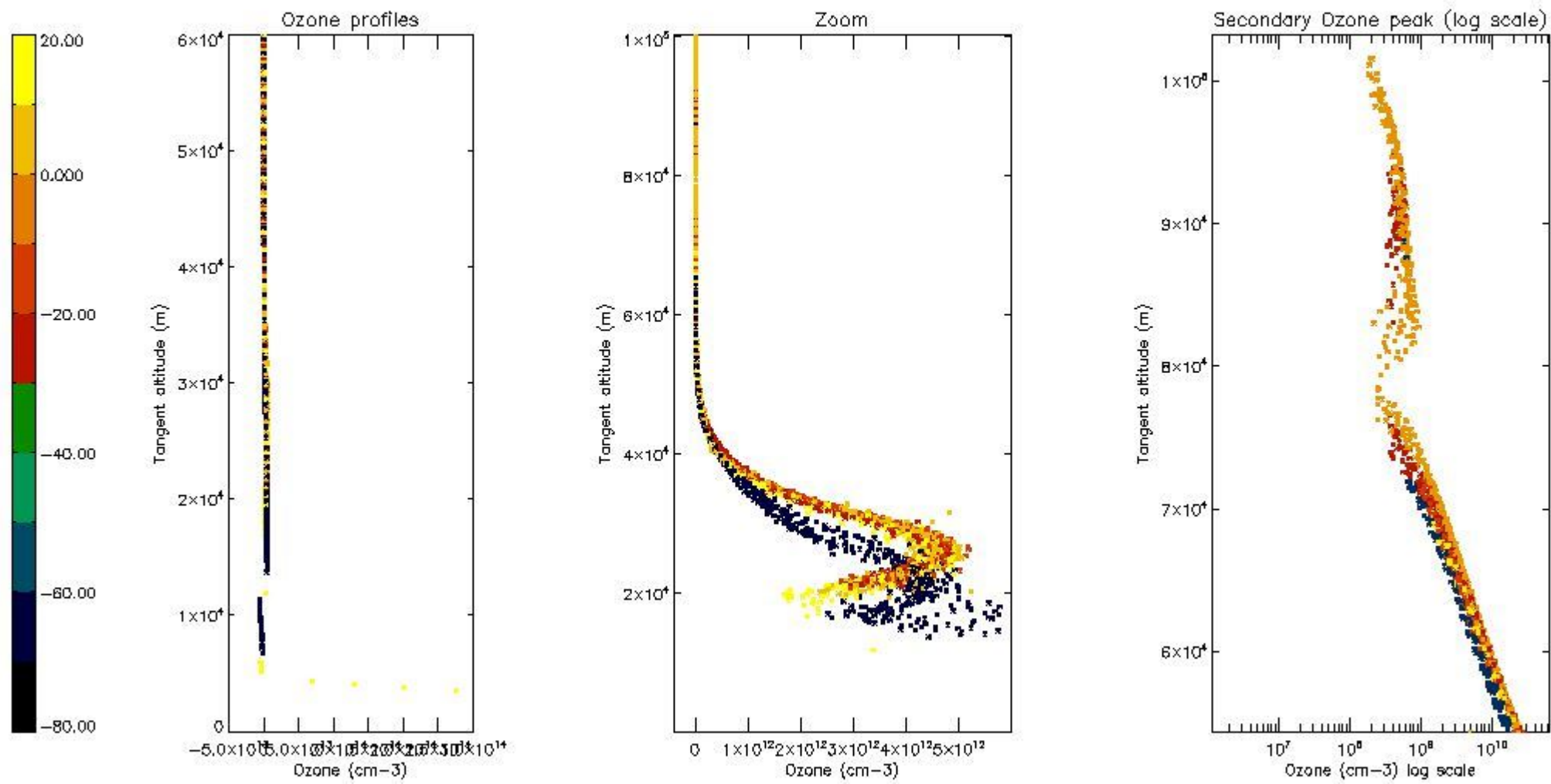
5.3 Plot ozone profiles where STD < 20% (dark without errors)

The colorbar represents the latitude.



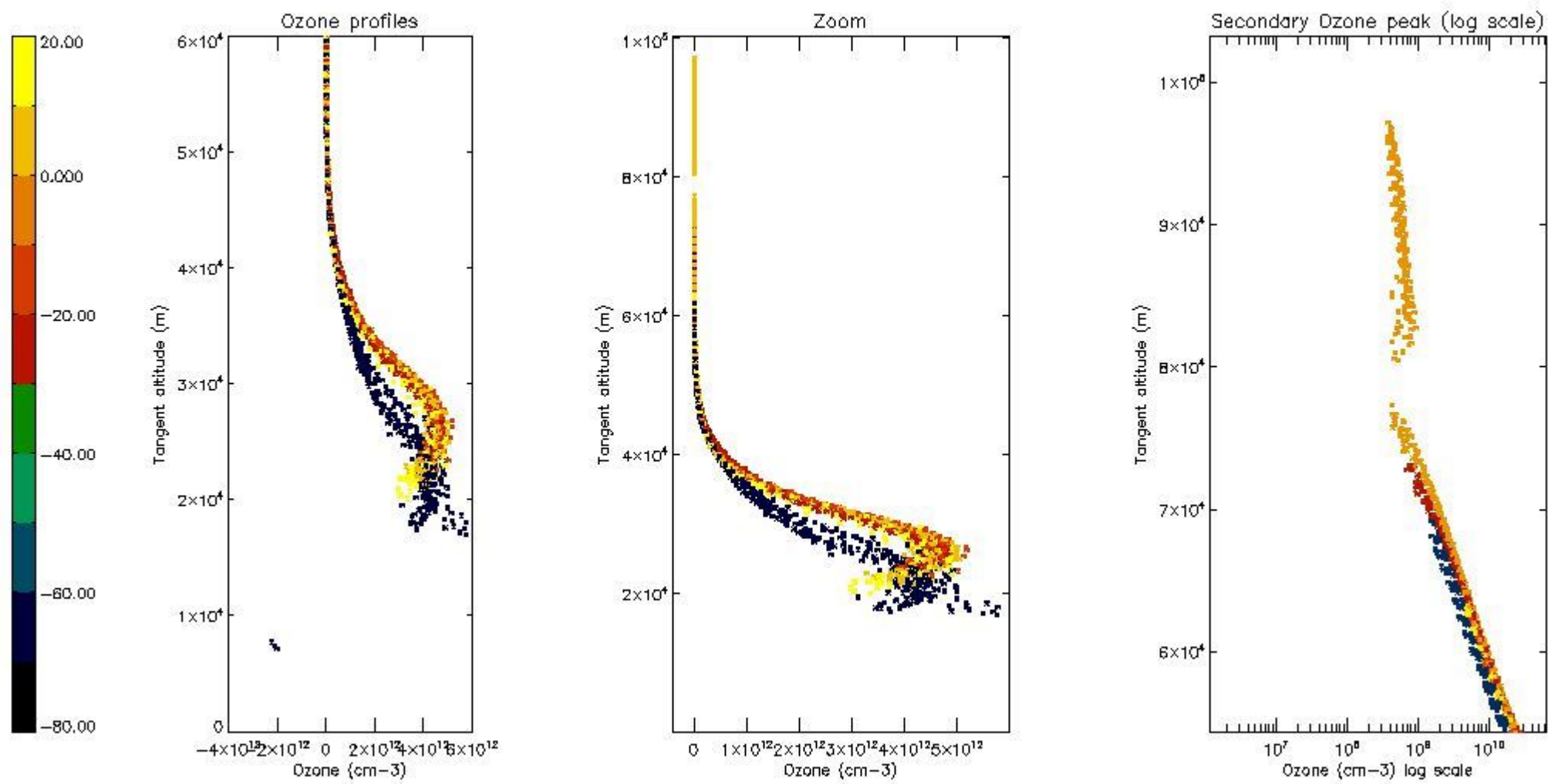
5.4 Plot ozone profiles where $STD < 10\%$ (dark without errors)

The colorbar represents the latitude.



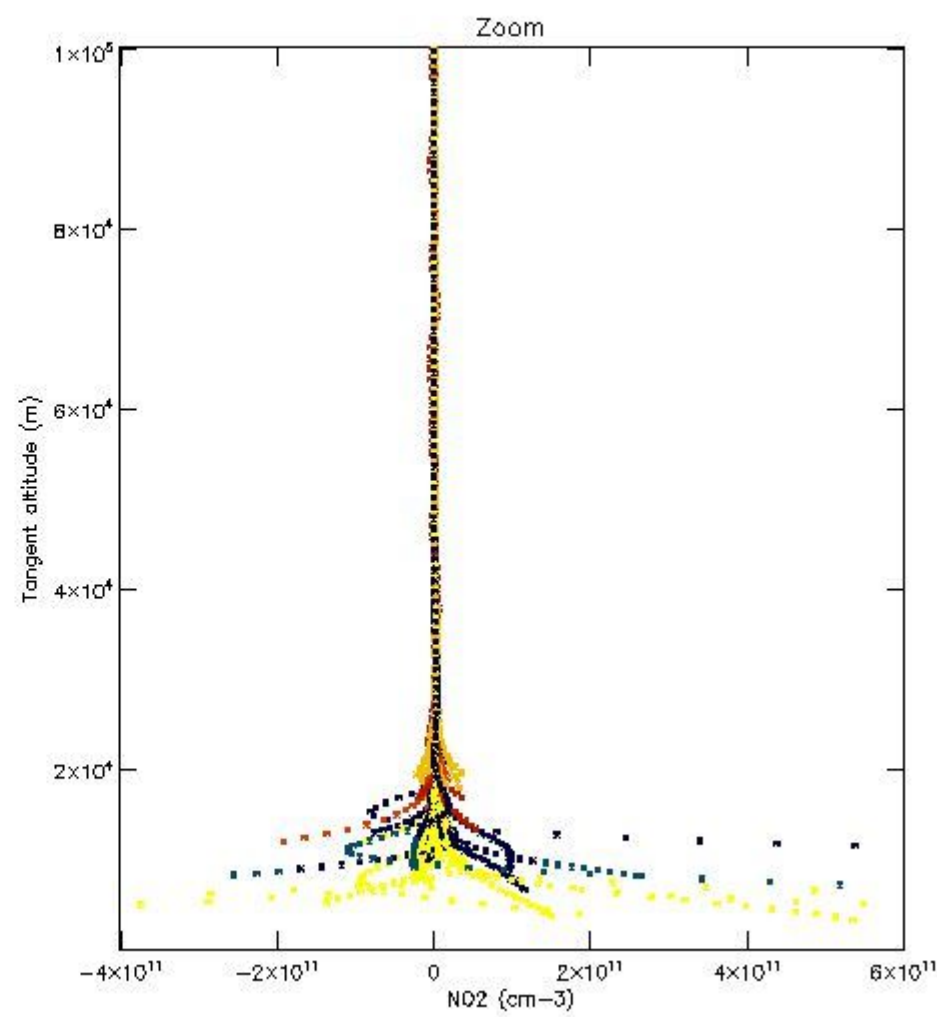
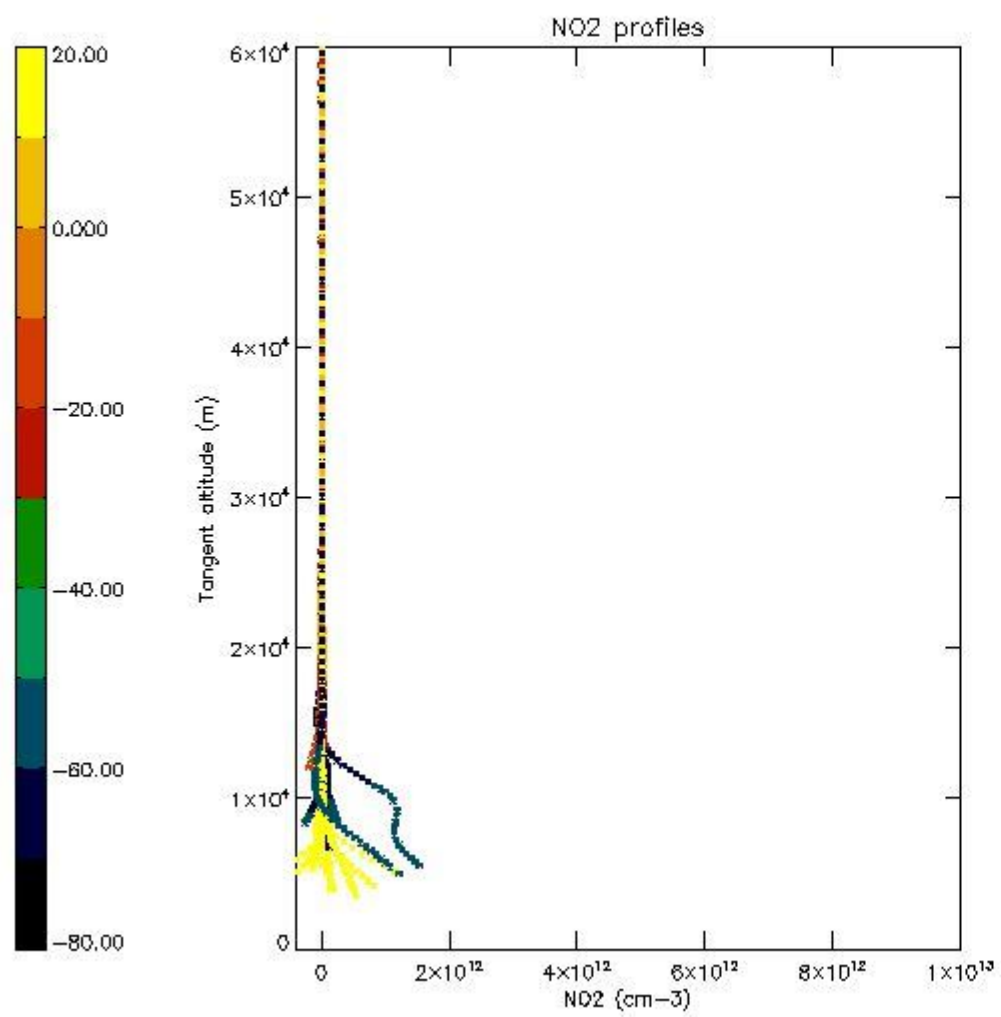
5.5 Plot ozone profiles where STD < 5% (dark without errors)

The colorbar represents the latitude.



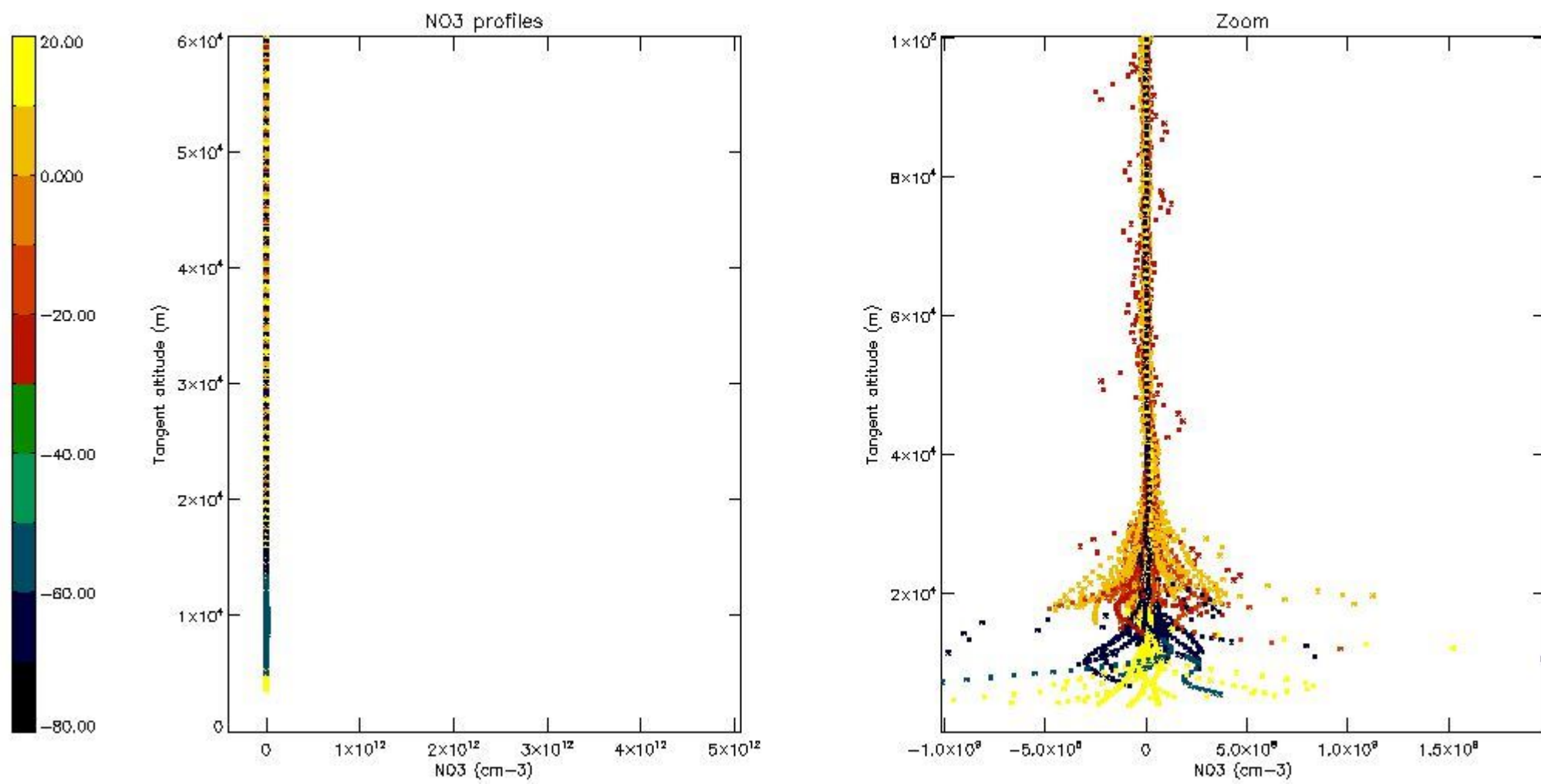
5.6 Plot NO₂ profiles for all STD (dark without errors)

The colorbar represents the latitude.



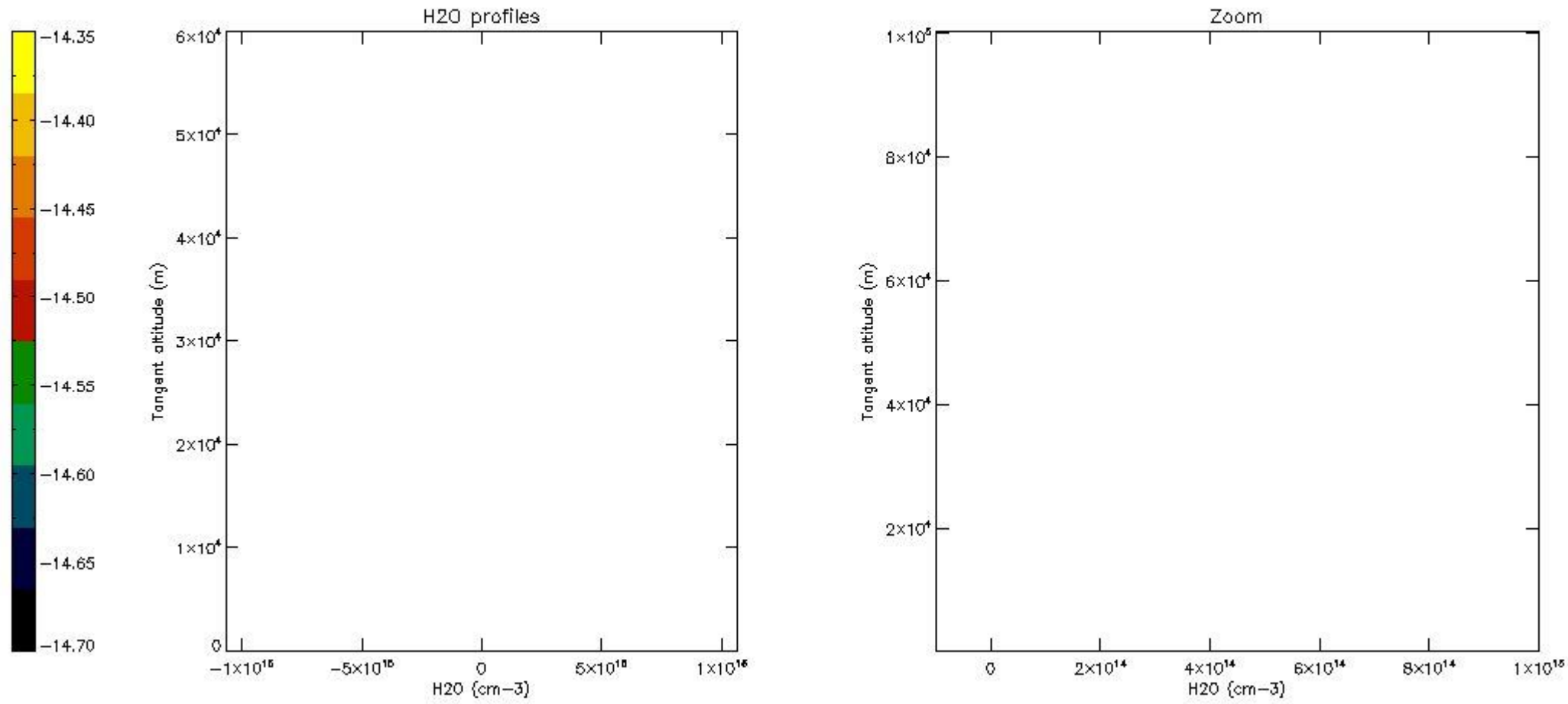
5.7 Plot NO3 profiles for all STD (dark without errors)

The colorbar represents the latitude.



5.8 Plot H₂O profiles for all STD (only for occultations of stars 1,2,3,4,13,14,16,26,63 dark without errors)

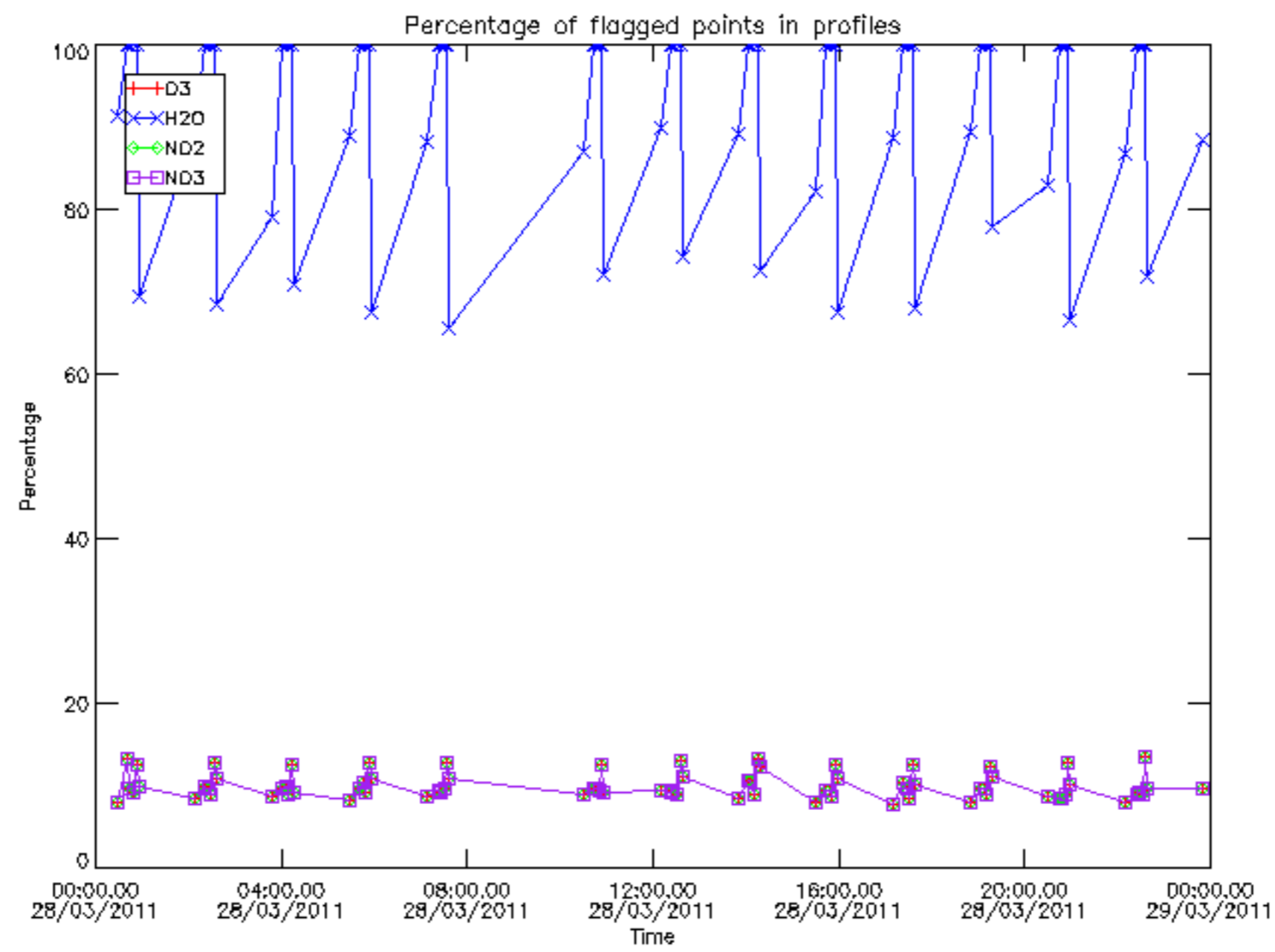
The colorbar represents the latitude.



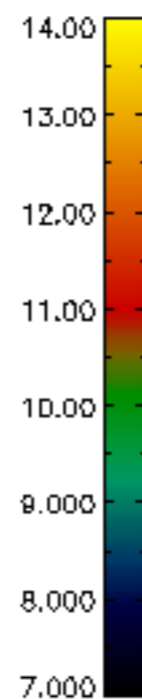
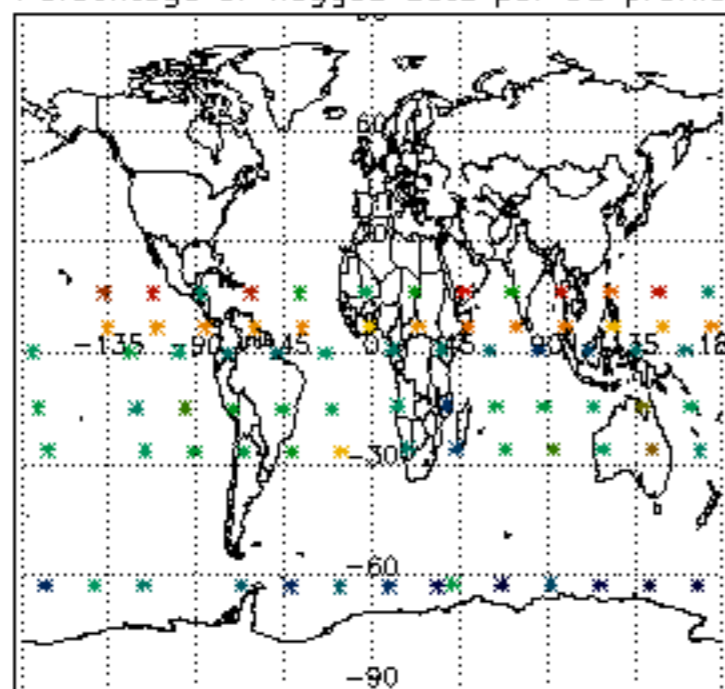
6. Auxiliary Data Files used for the production reported in section 2

The number reported in the third column indicates since which file (see list in section 2) the corresponding auxiliary file has been used. The fourth column is the date of those product files.

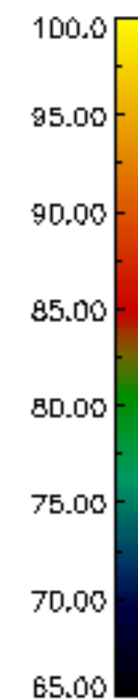
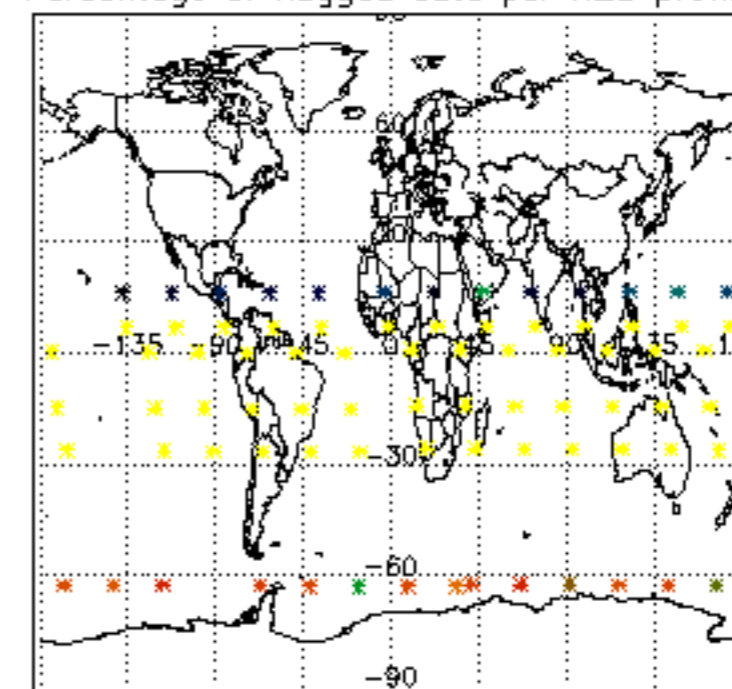
Type	Auxiliary Filename	Used since product	Used since product date
INST_PHYS_CHARACTERISTICS	GOM_INS_AXVIEC20091111_143220_20030716_120000_20500101_000000	1	28-MAR-2011 00:00:14
LEVEL-2_PROC_CONFIG	GOM_PR2_AXVIEC20091111_152718_20020301_000000_20500101_000000	1	28-MAR-2011 00:00:14
CROSS_SECTIONS_FILE	GOM_CRS_AXVIEC20091111_154832_20020301_000000_20500101_000000	1	28-MAR-2011 00:00:14



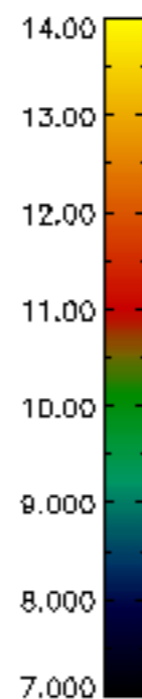
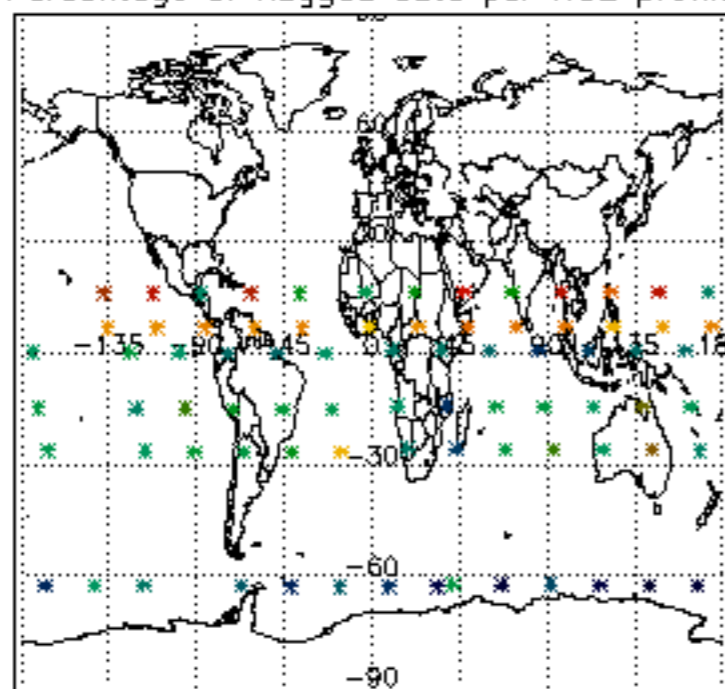
Percentage of flagged data per D3 profile



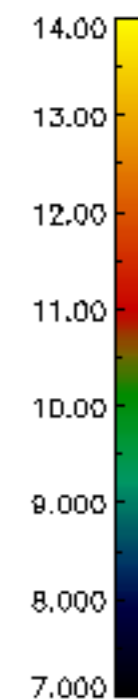
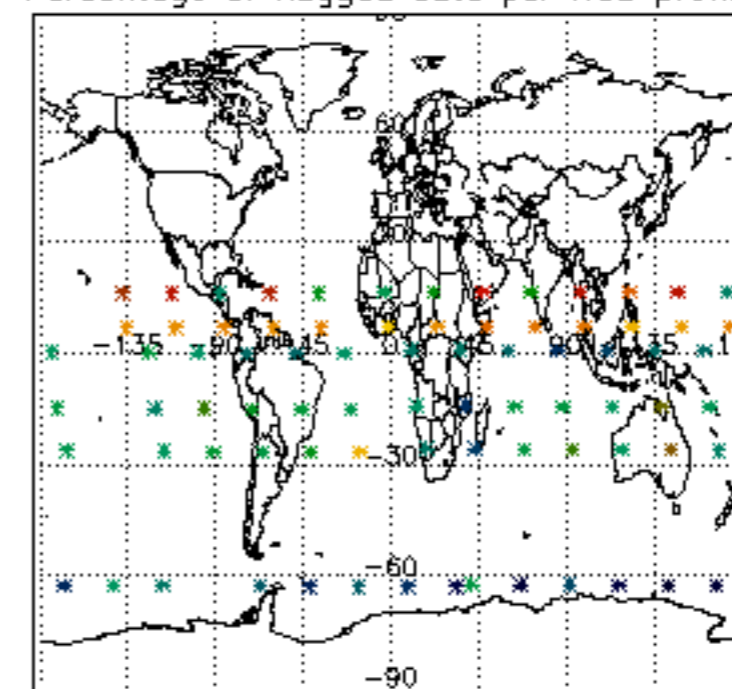
Percentage of flagged data per H2O profile

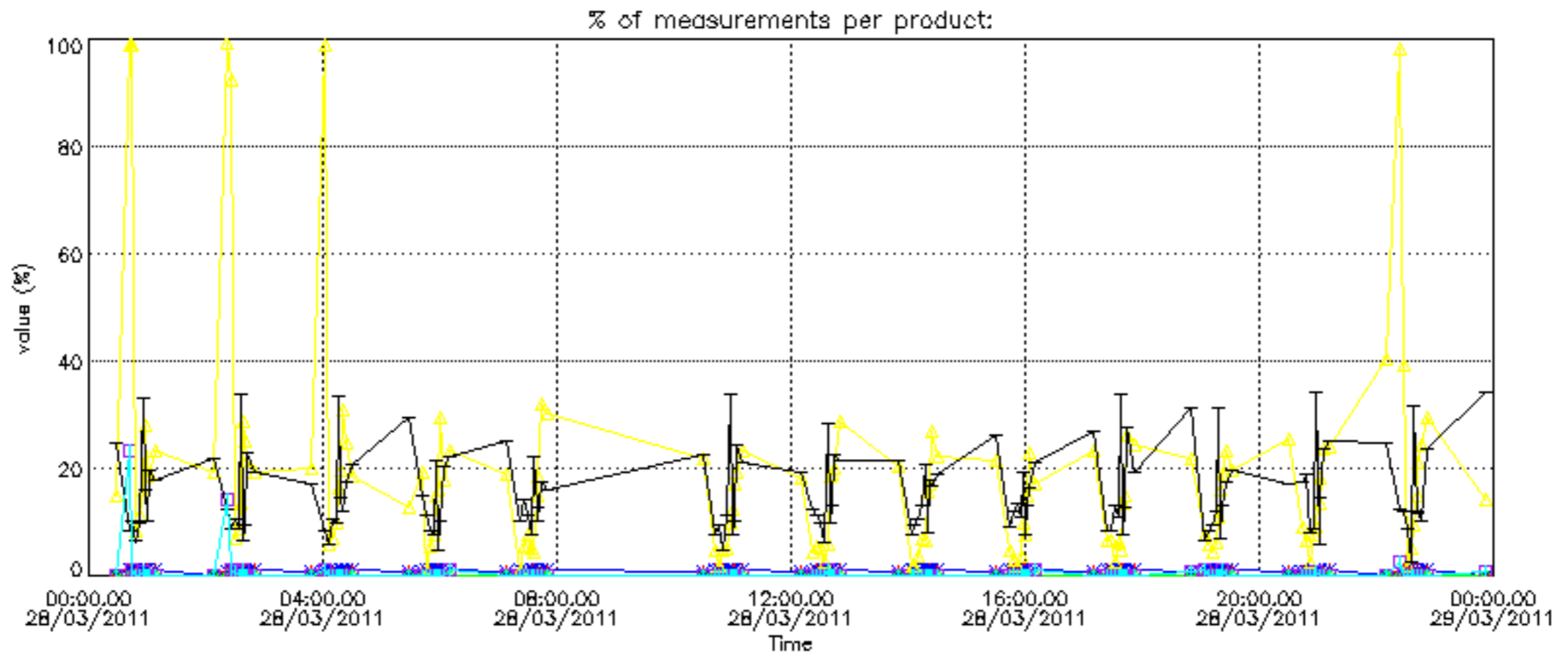


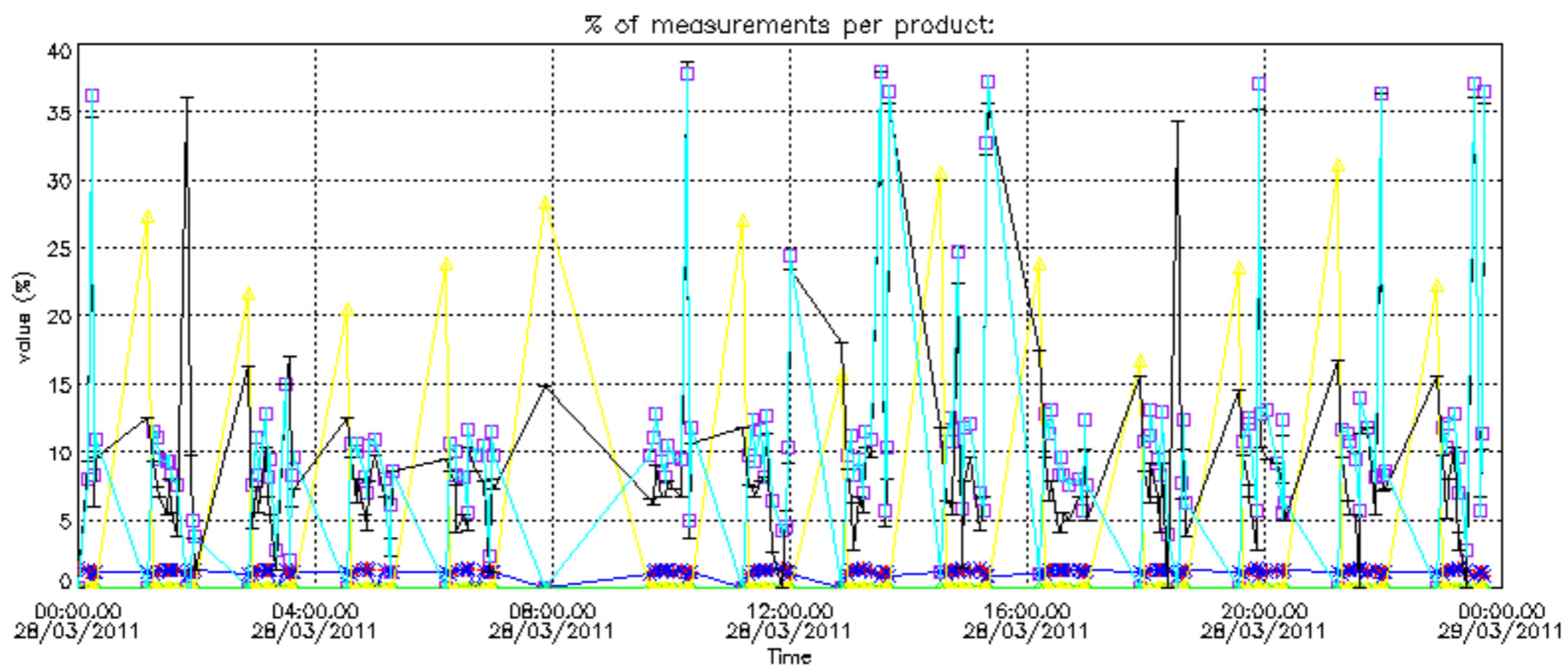
Percentage of flagged data per NO2 profile



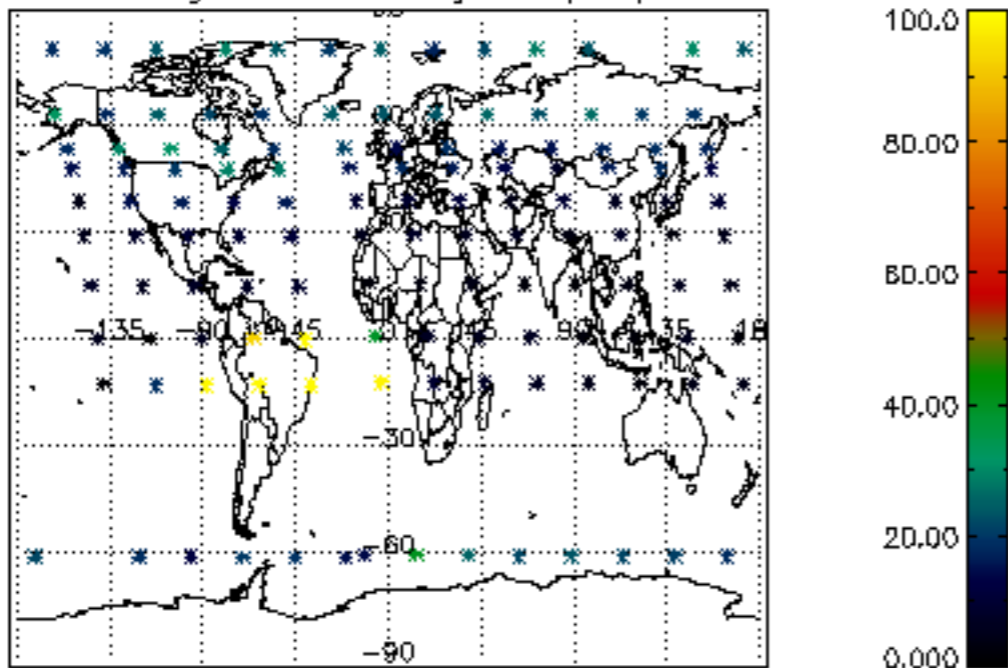
Percentage of flagged data per NO3 profile



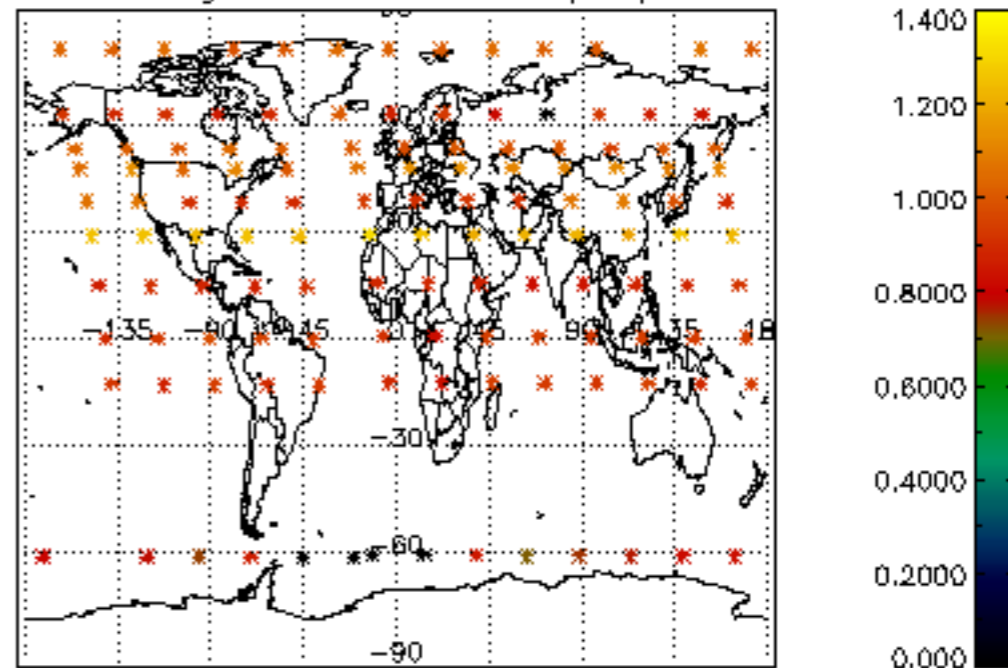




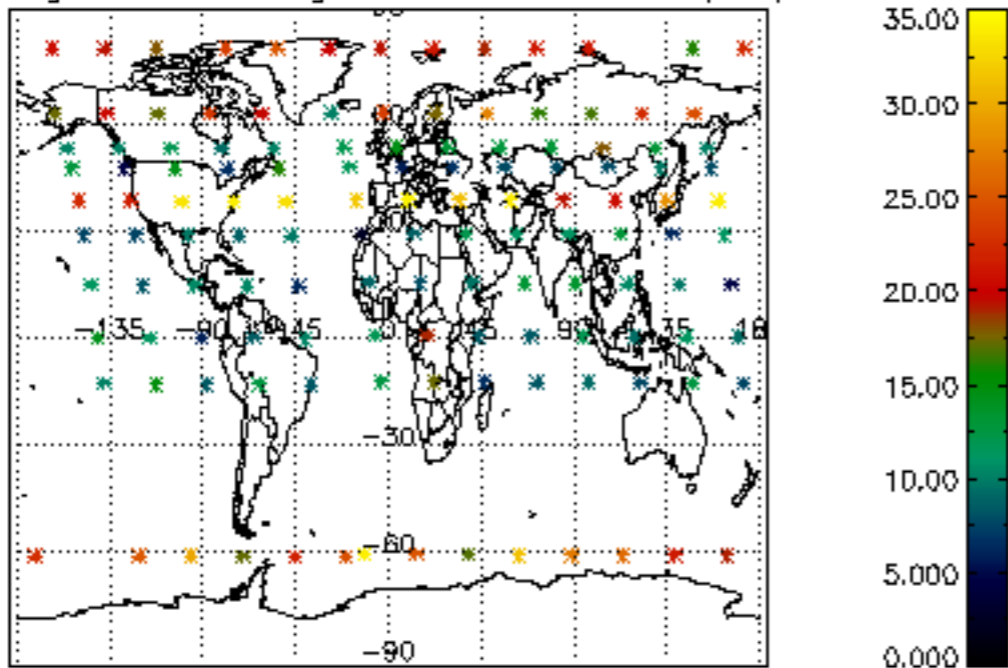
Percentage of cosmic ray hits per profile



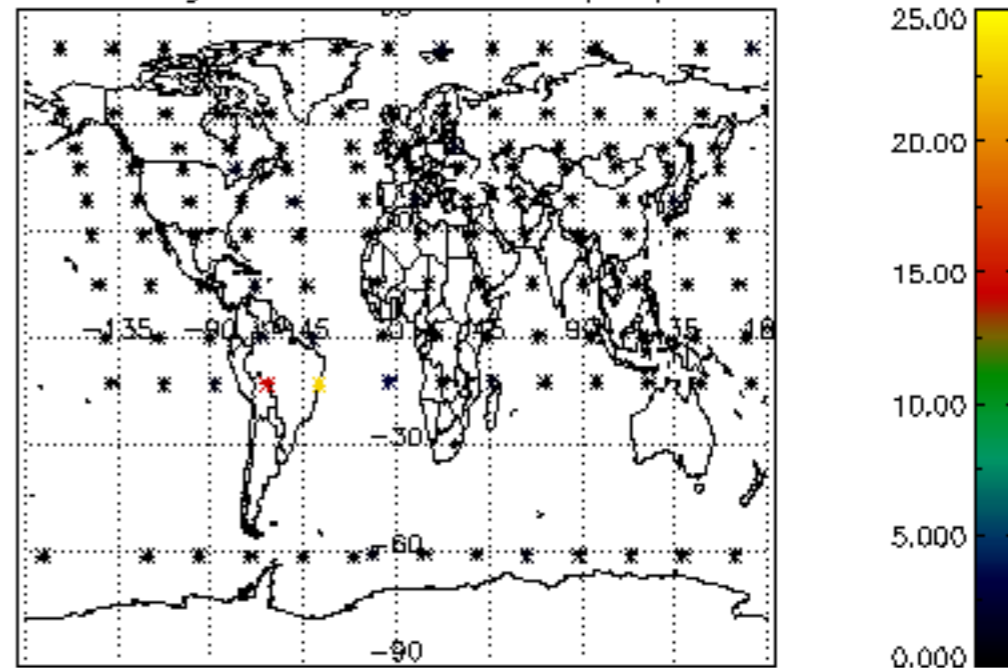
Percentage of datation errors per profile



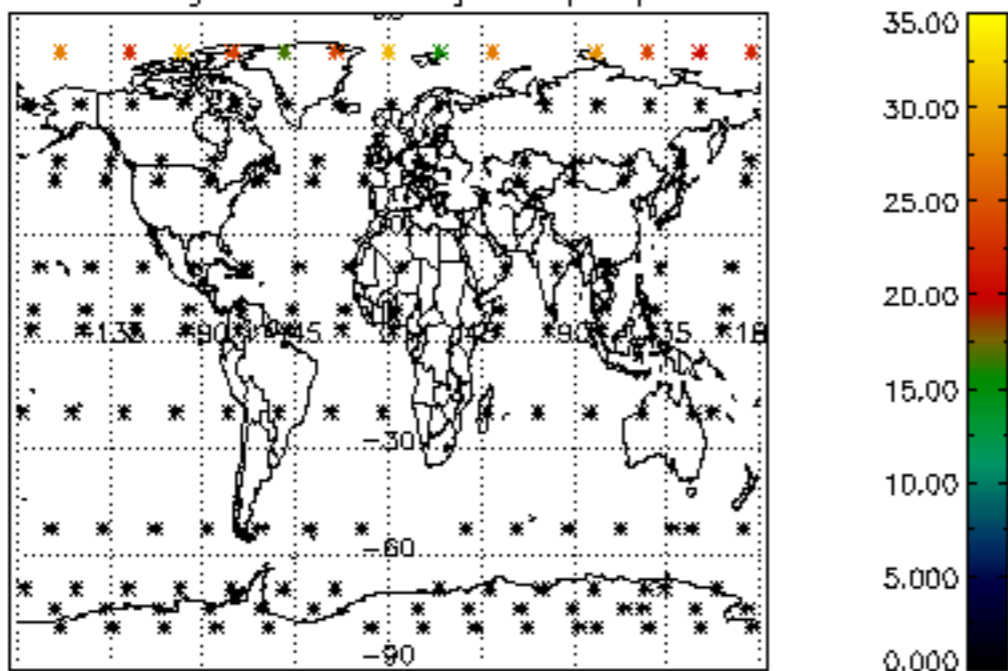
Percentage of star falling outside central band per profile



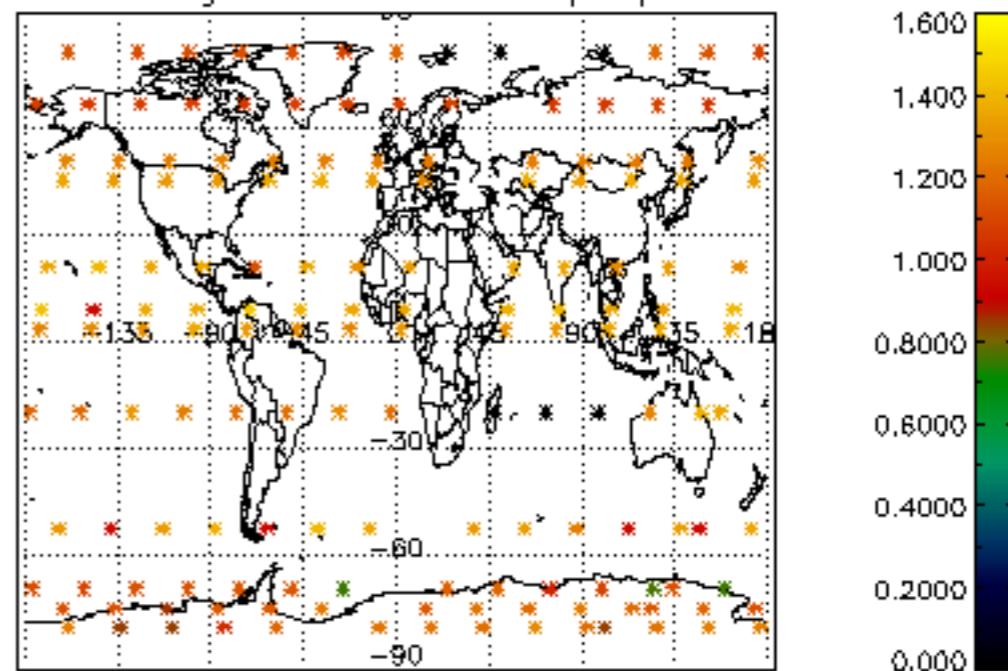
Percentage of saturation errors per profile



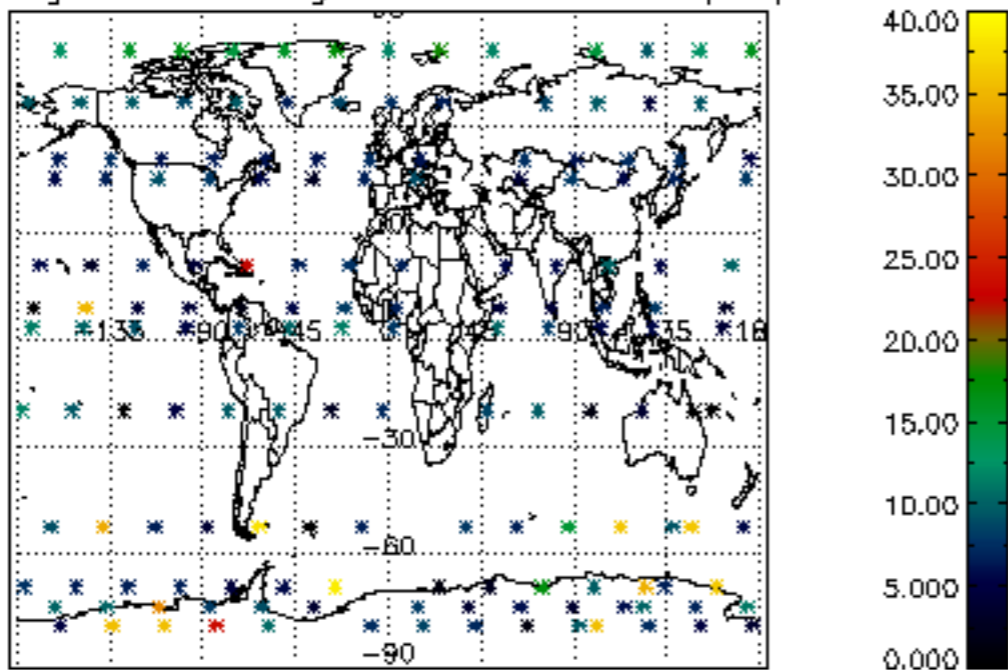
Percentage of cosmic ray hits per profile



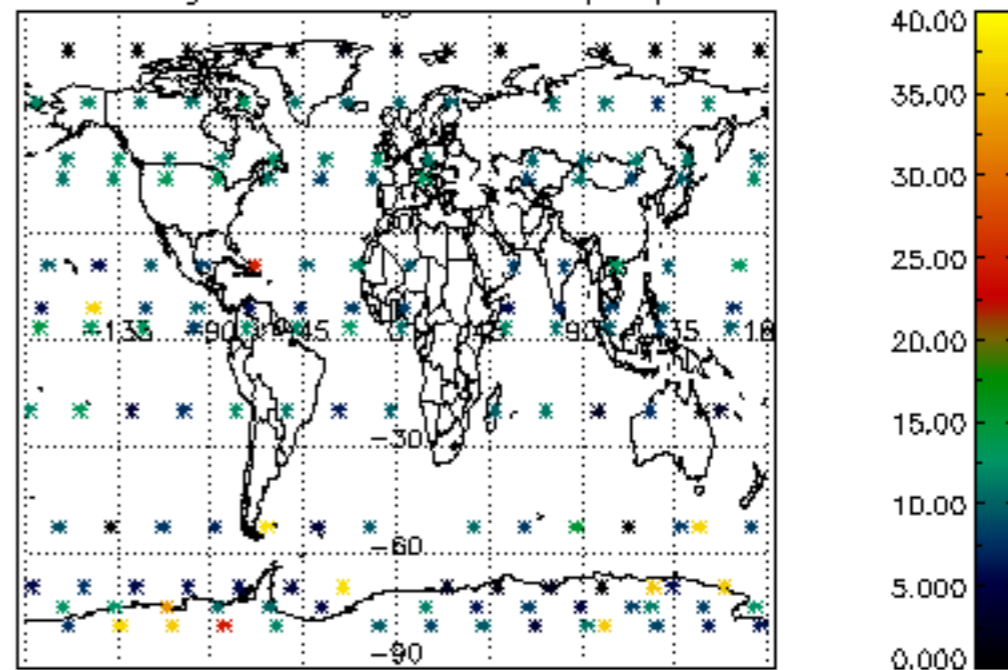
Percentage of datation errors per profile

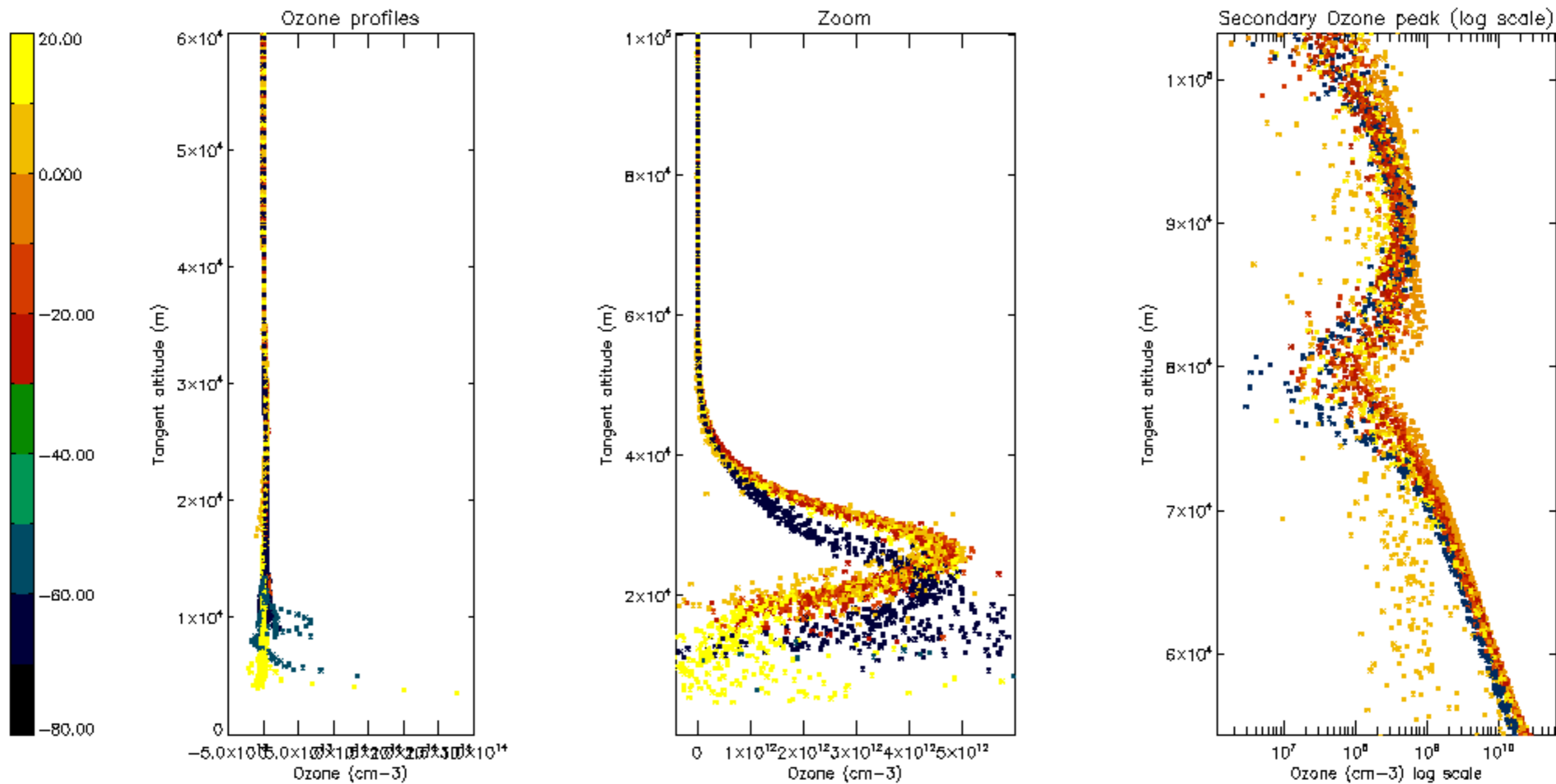


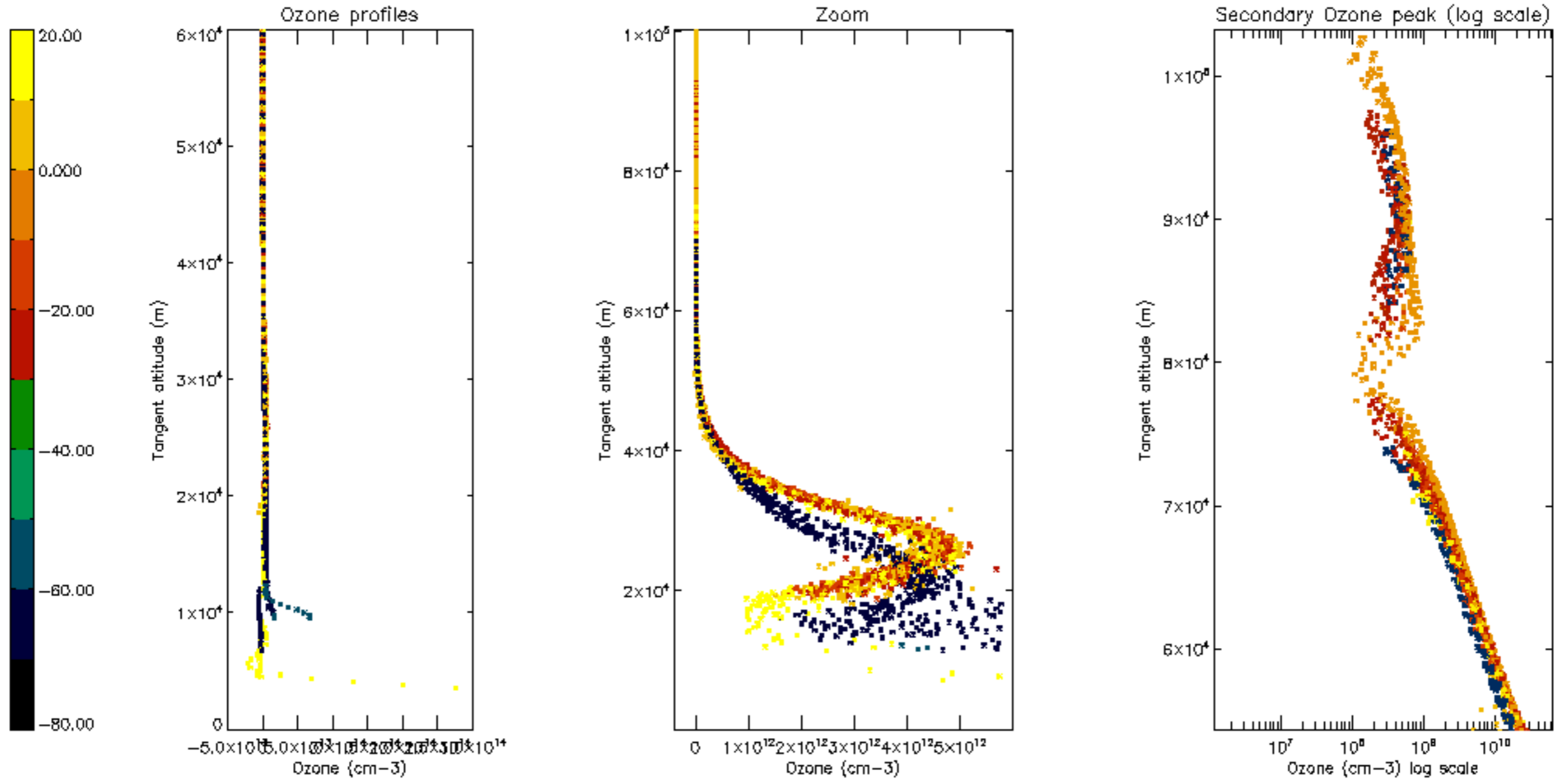
Percentage of star falling outside central band per profile

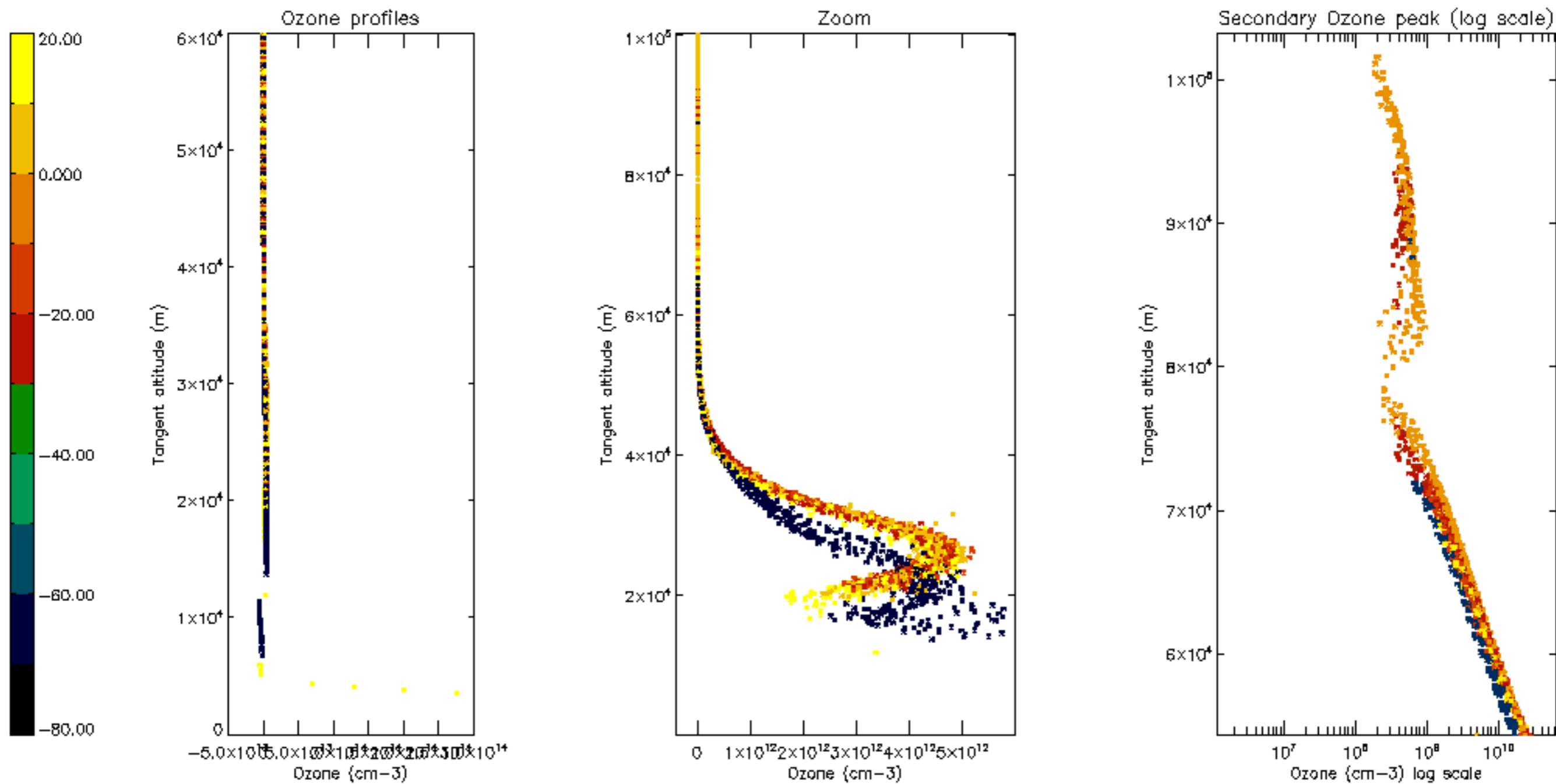


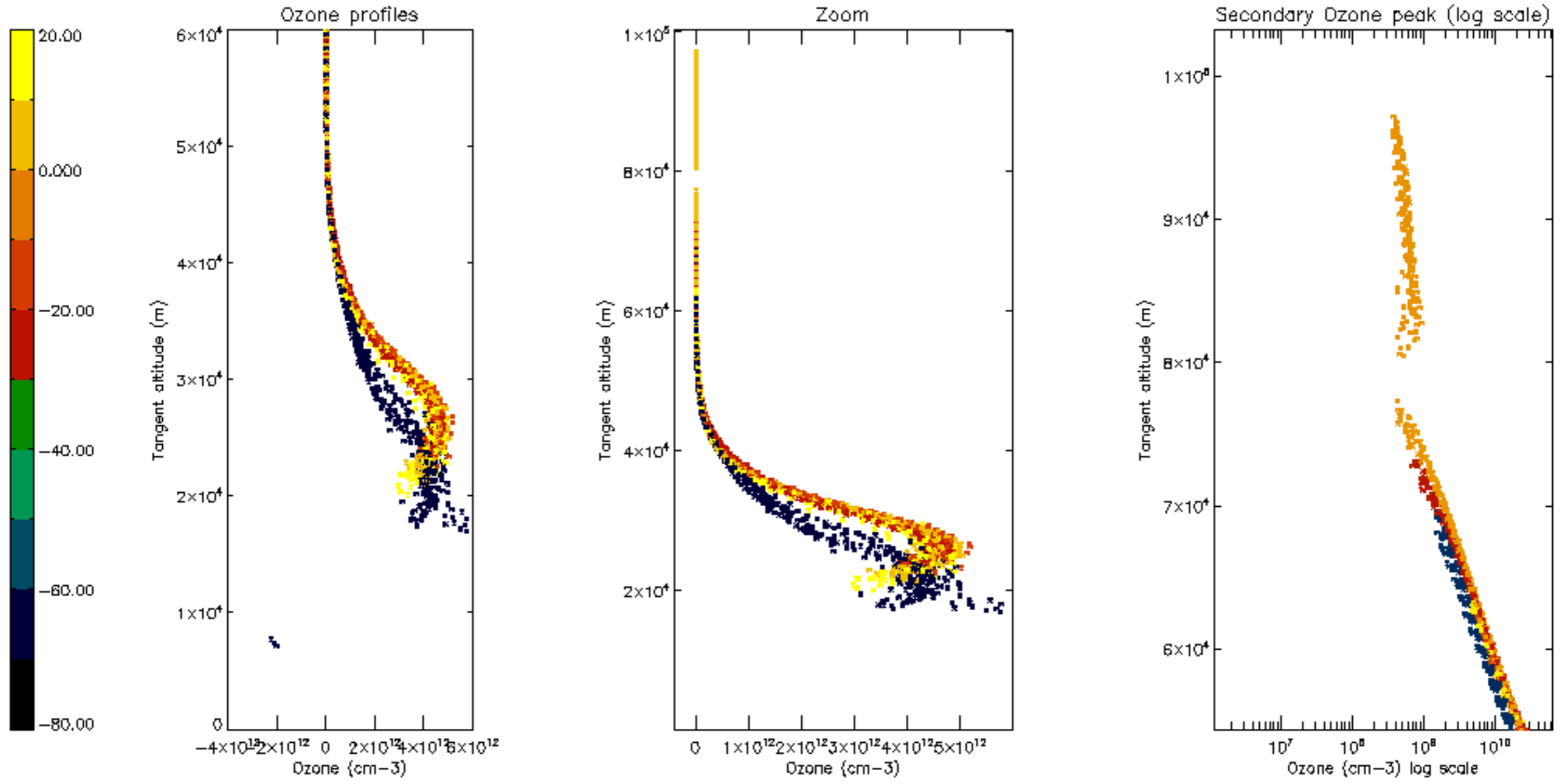
Percentage of saturation errors per profile

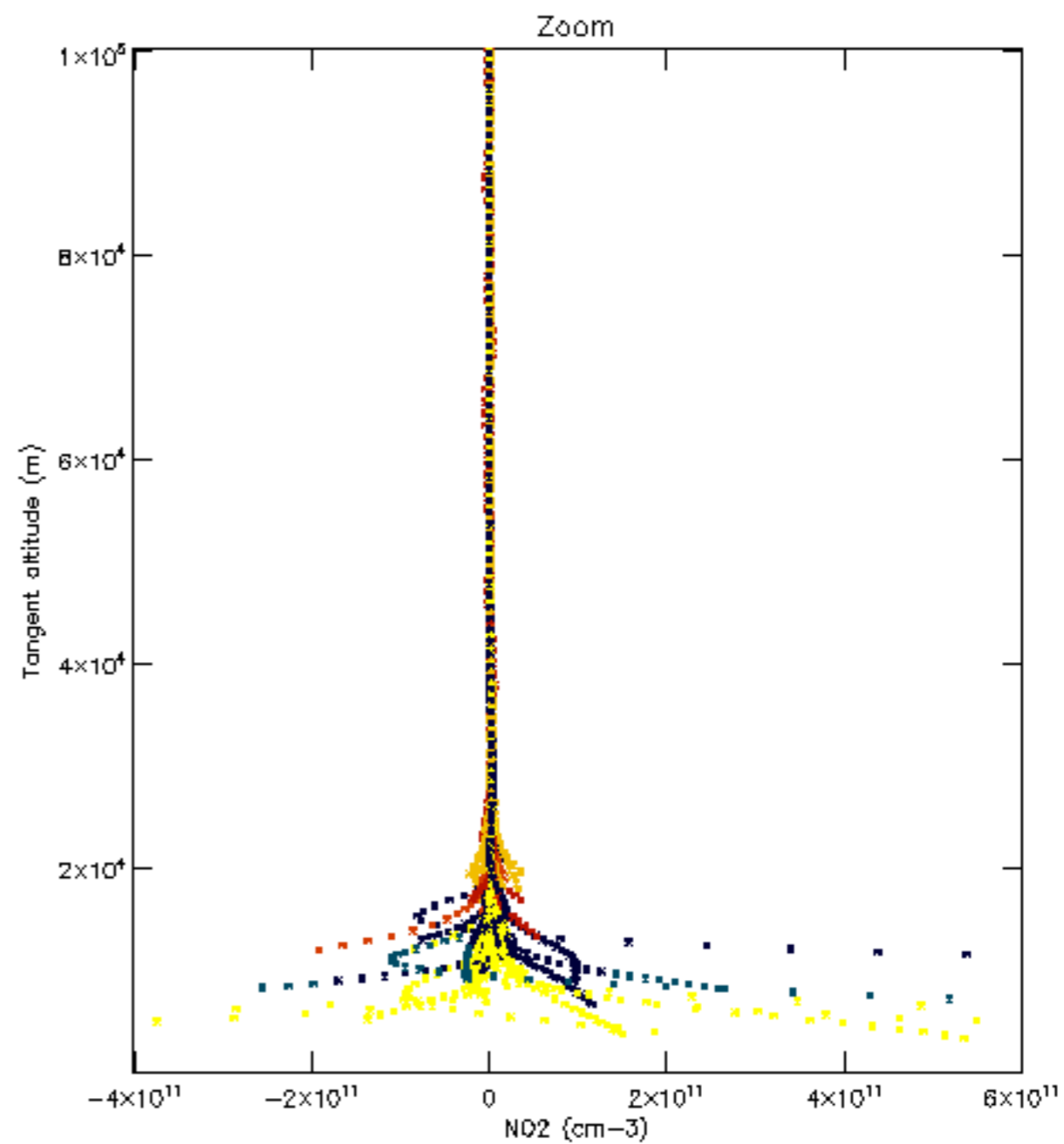
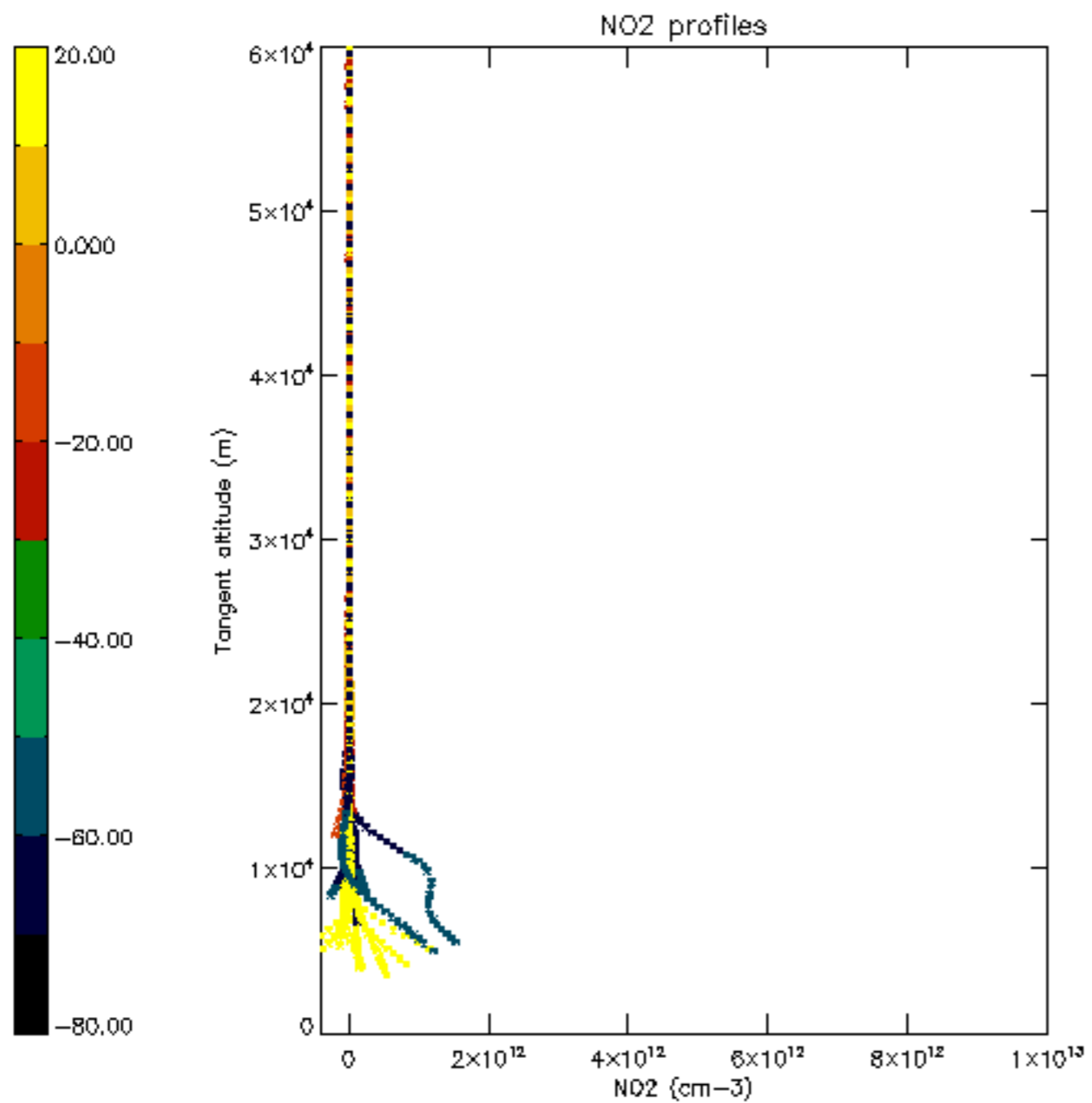


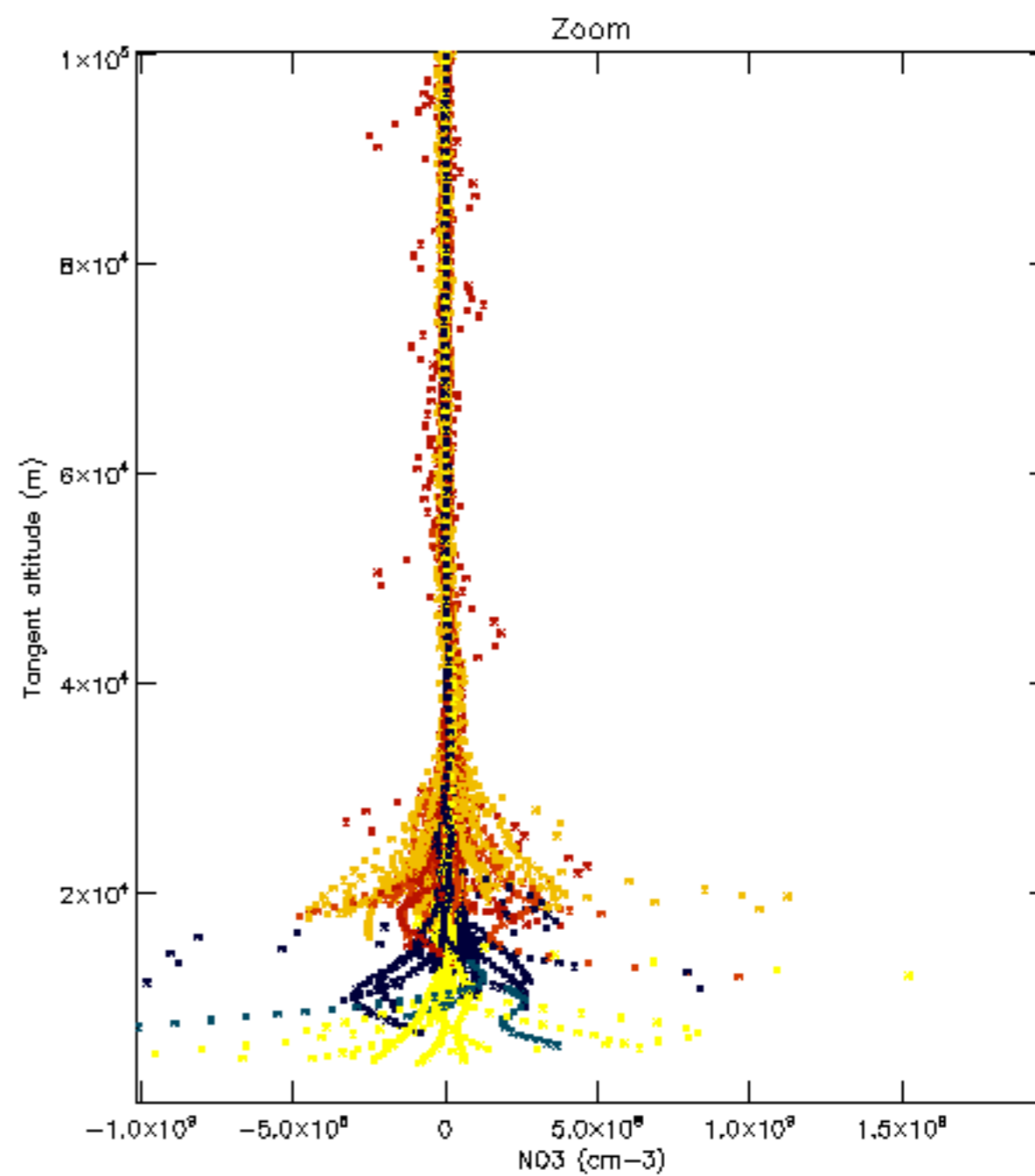
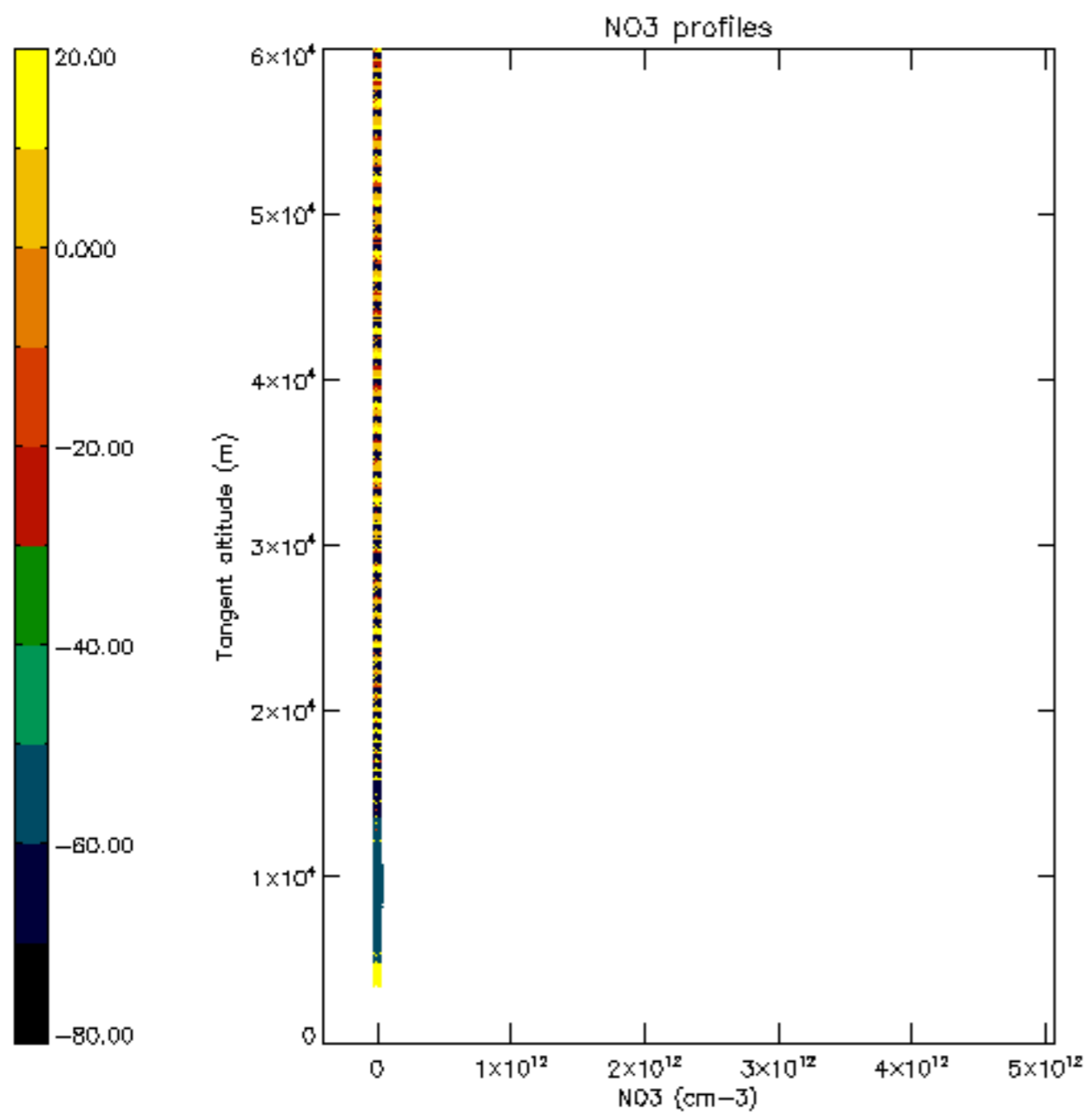


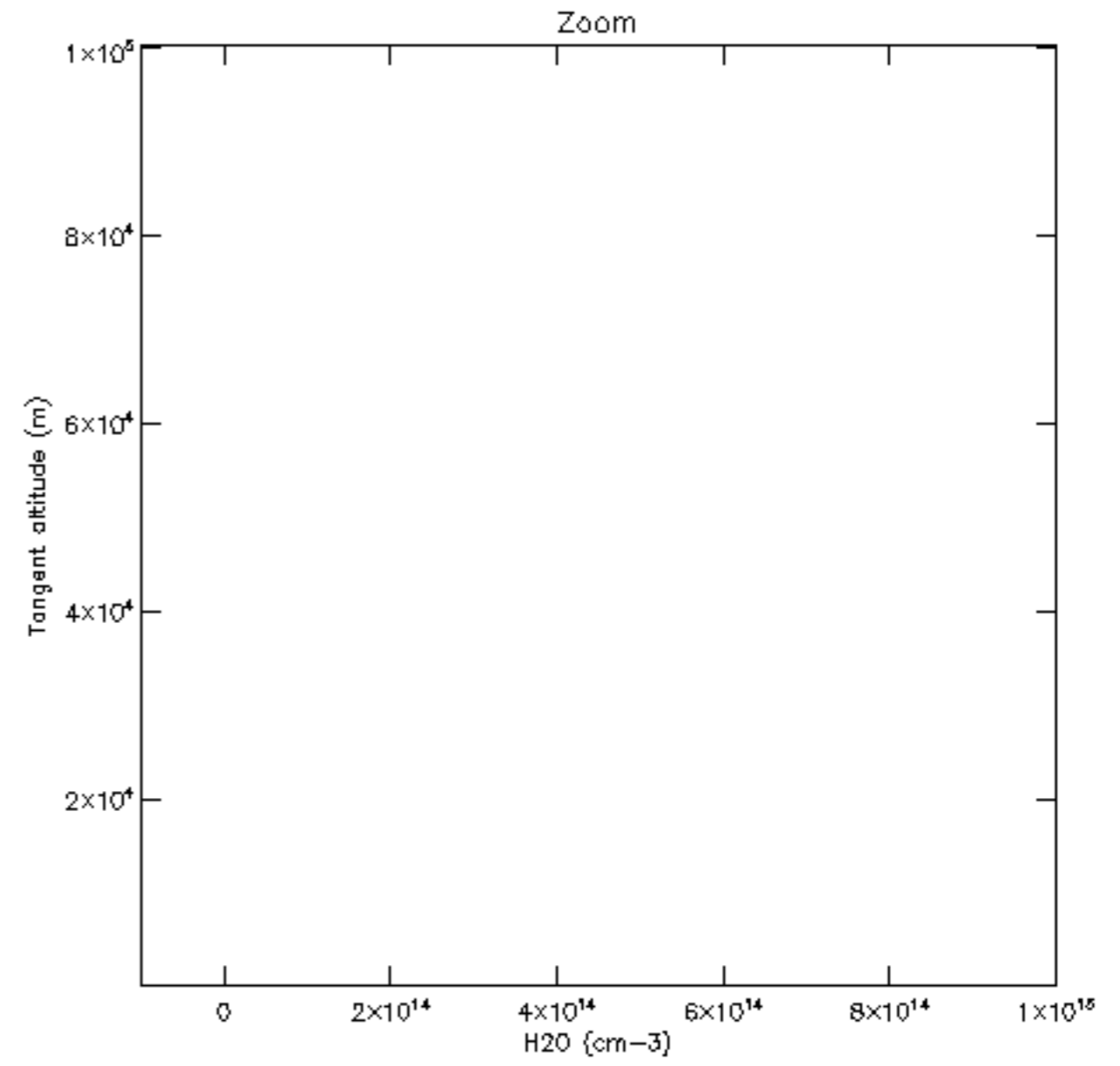
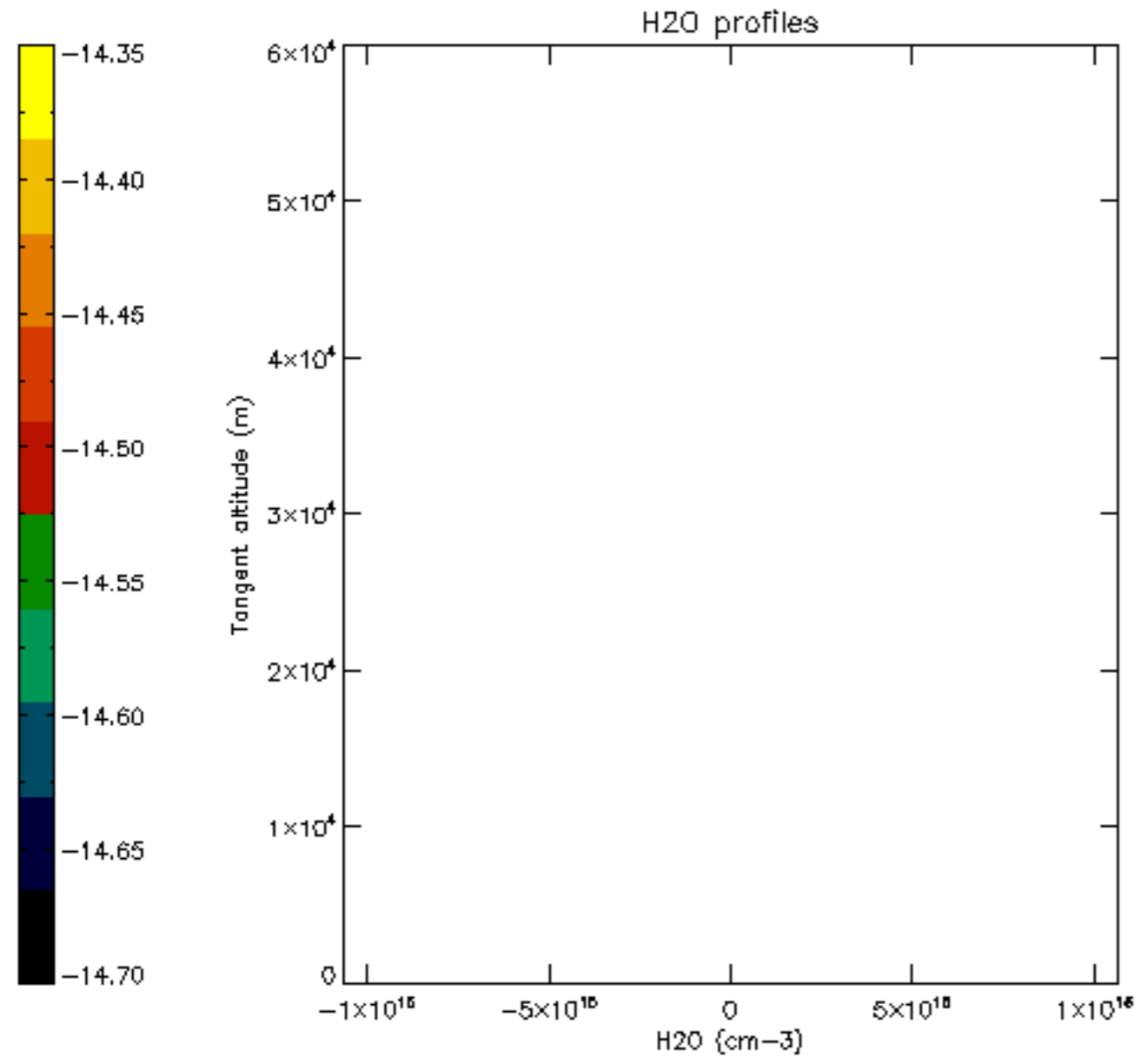


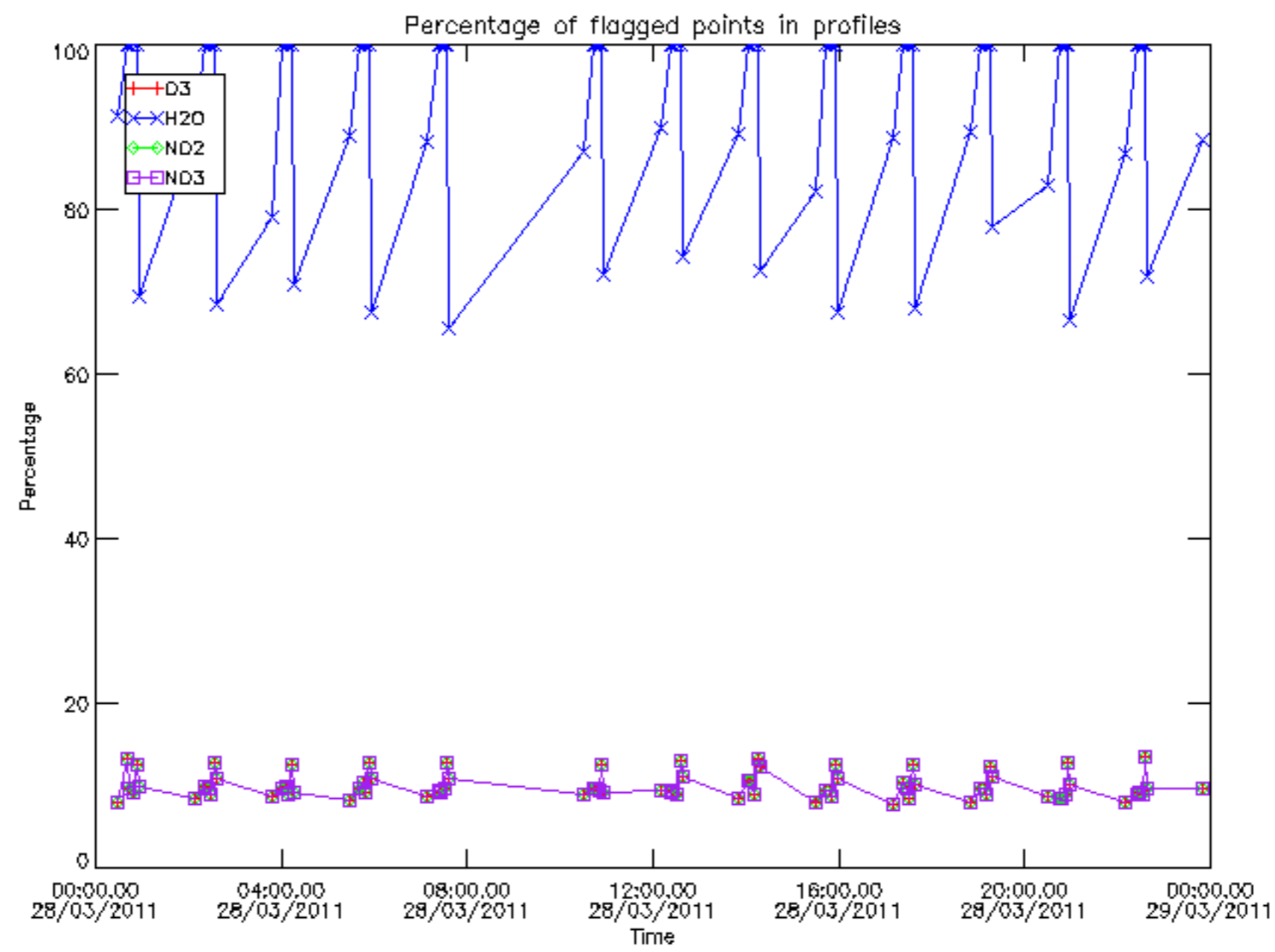




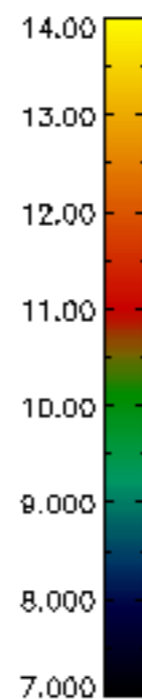
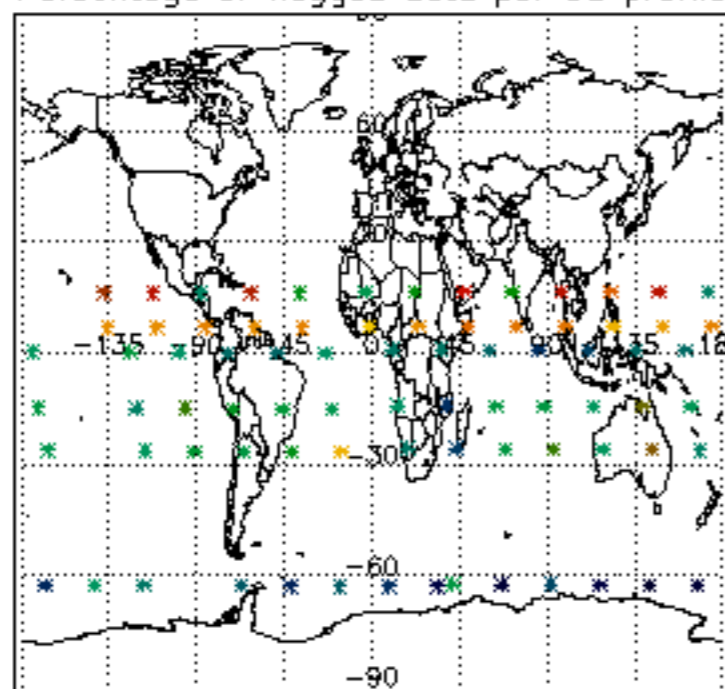




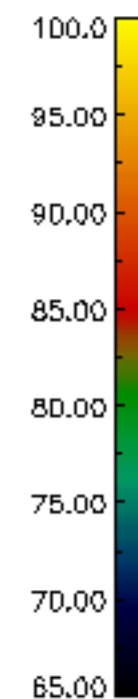
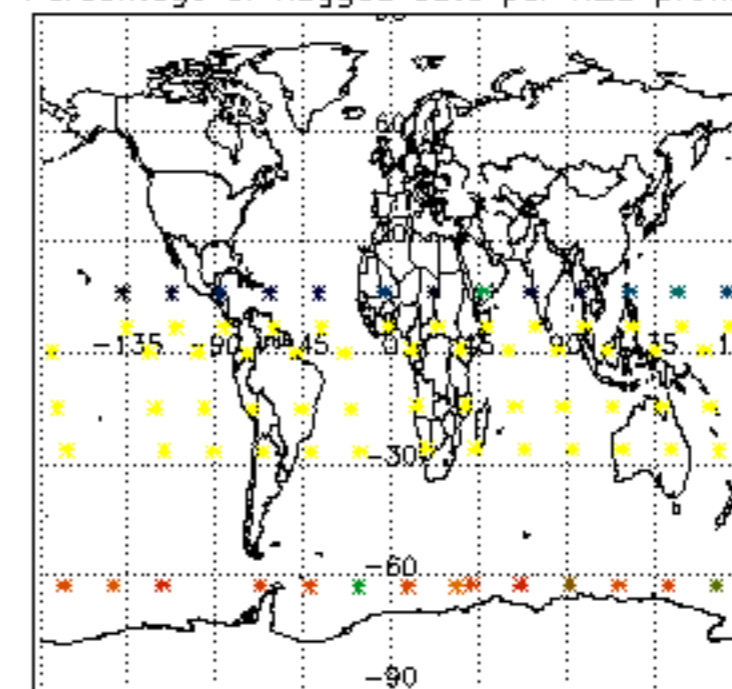




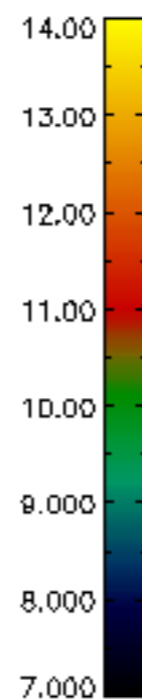
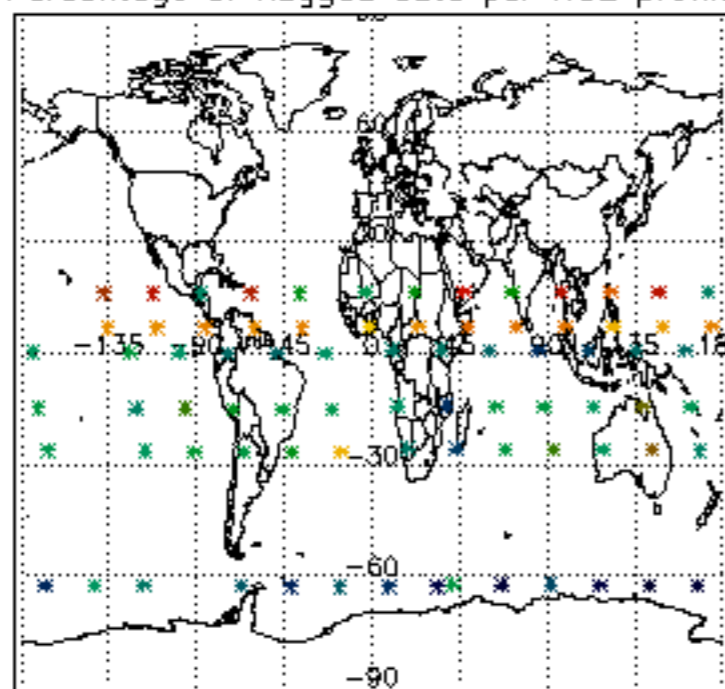
Percentage of flagged data per D3 profile



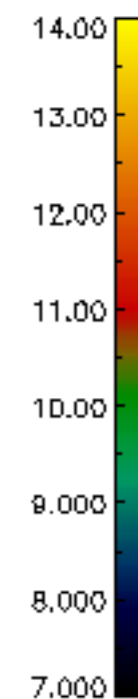
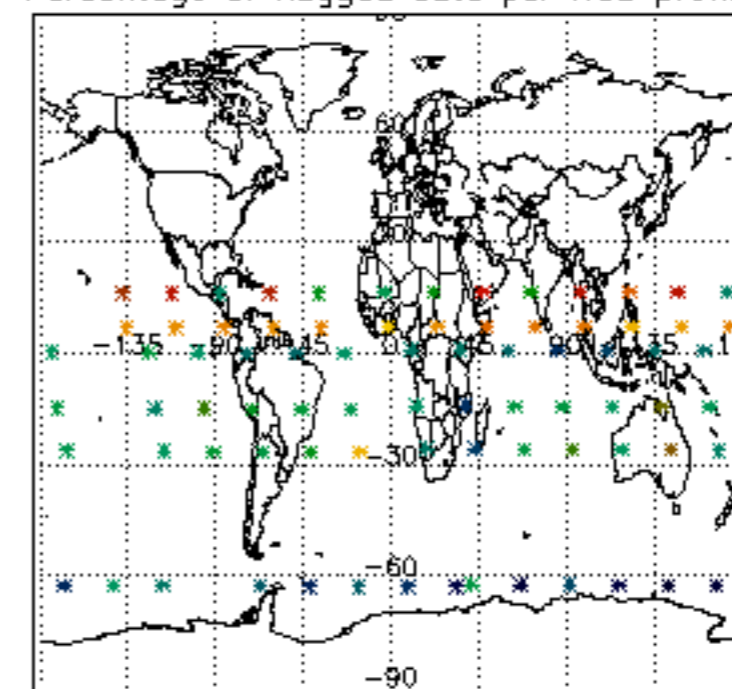
Percentage of flagged data per H2O profile

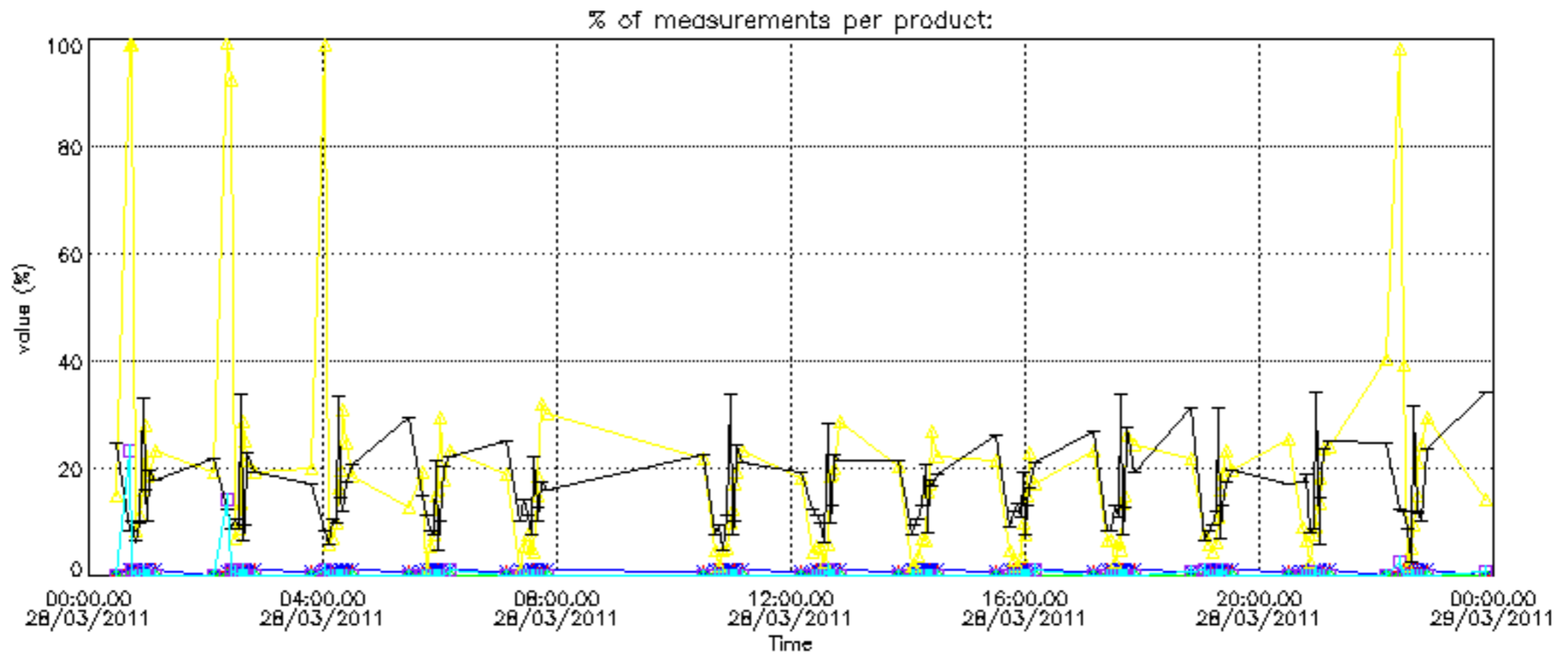


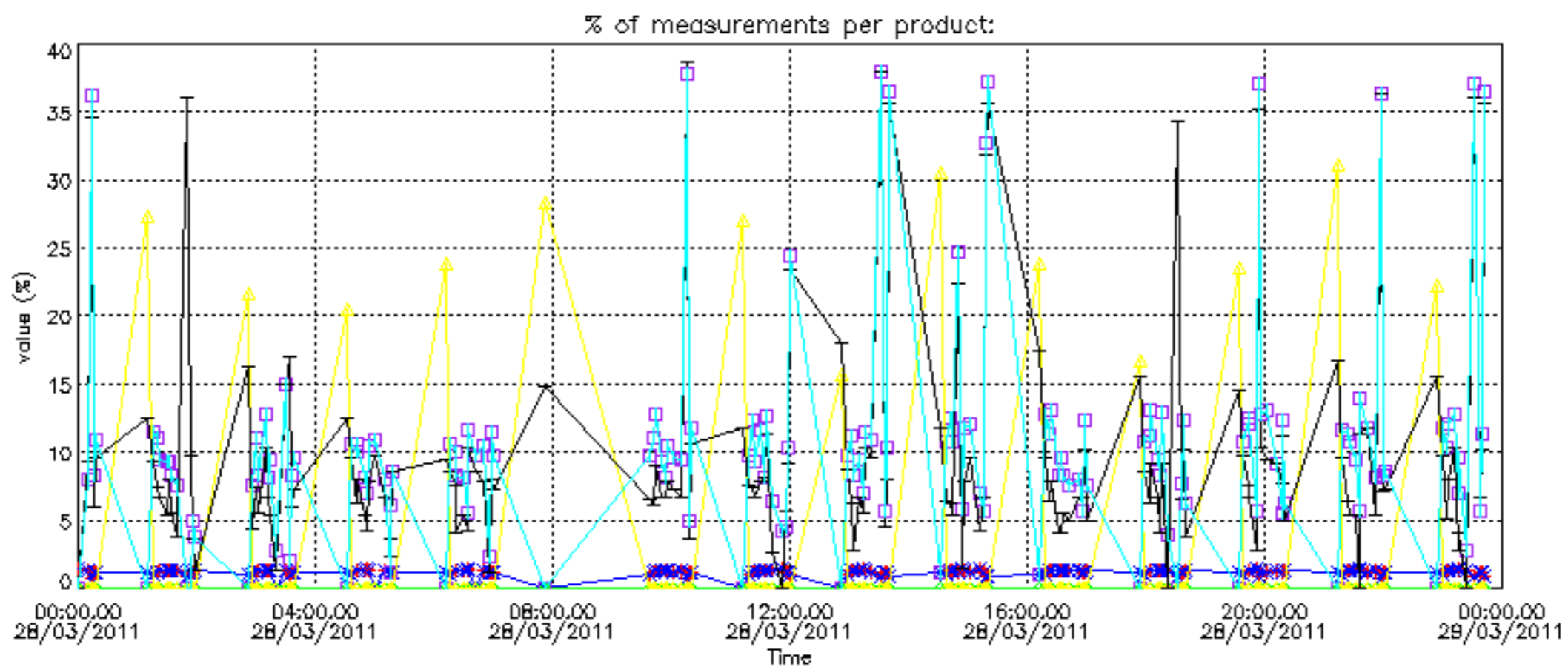
Percentage of flagged data per NO2 profile



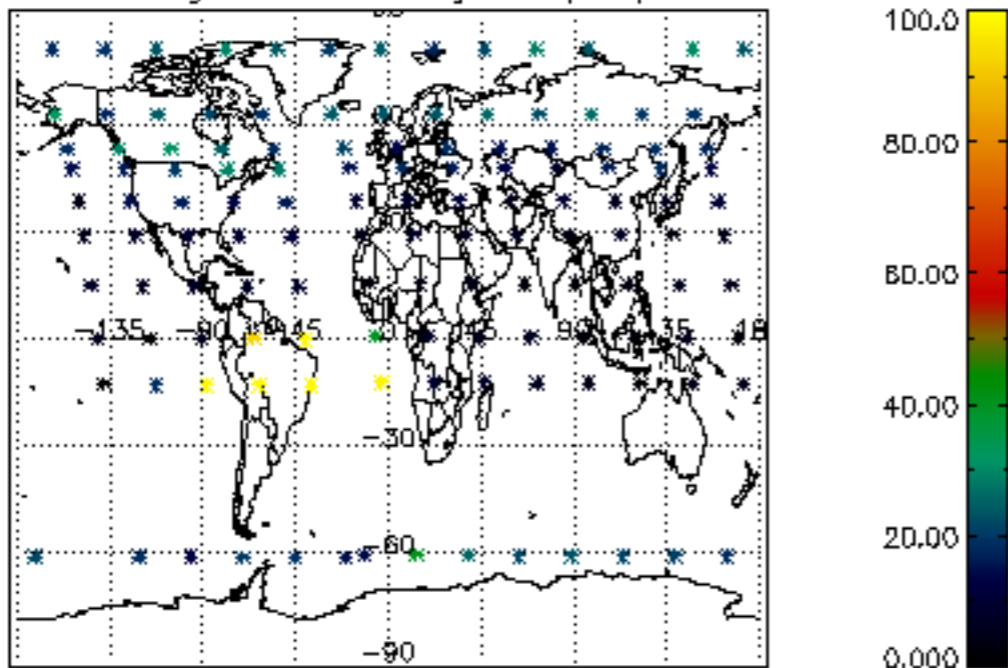
Percentage of flagged data per NO3 profile



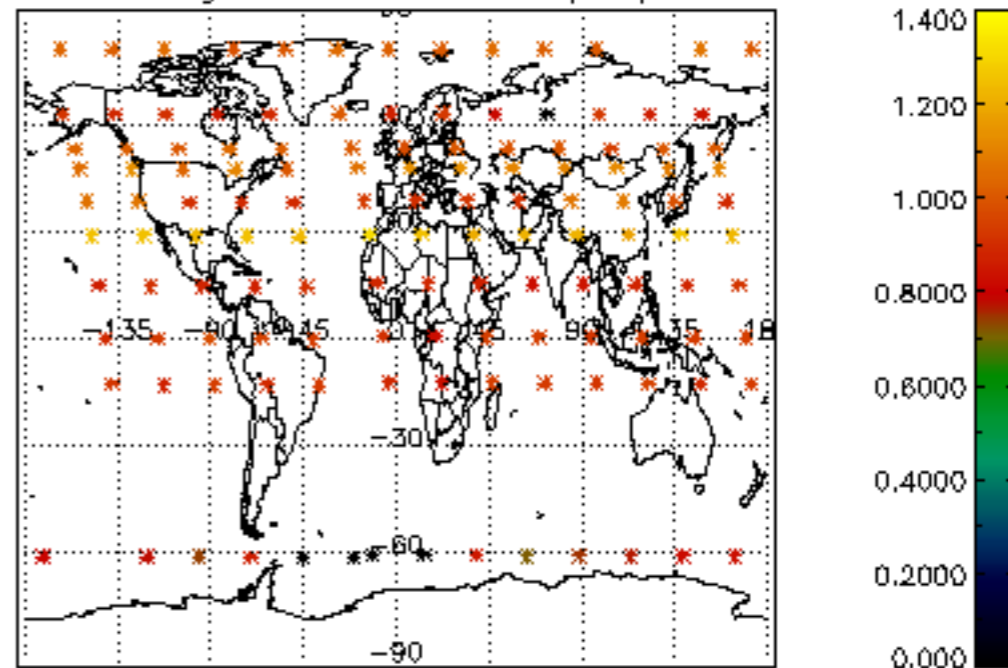




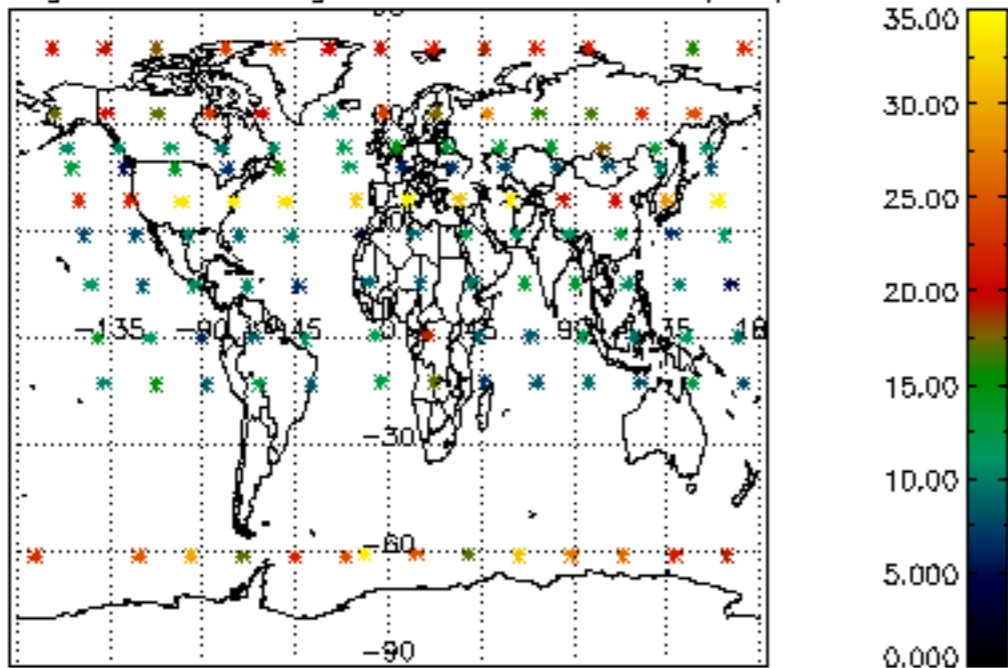
Percentage of cosmic ray hits per profile



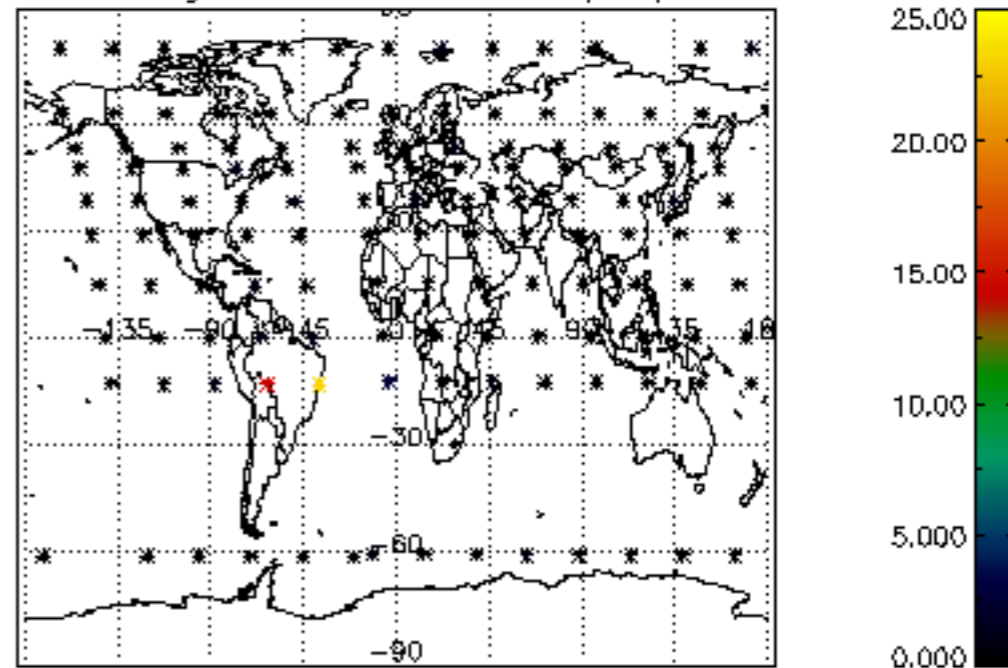
Percentage of datation errors per profile



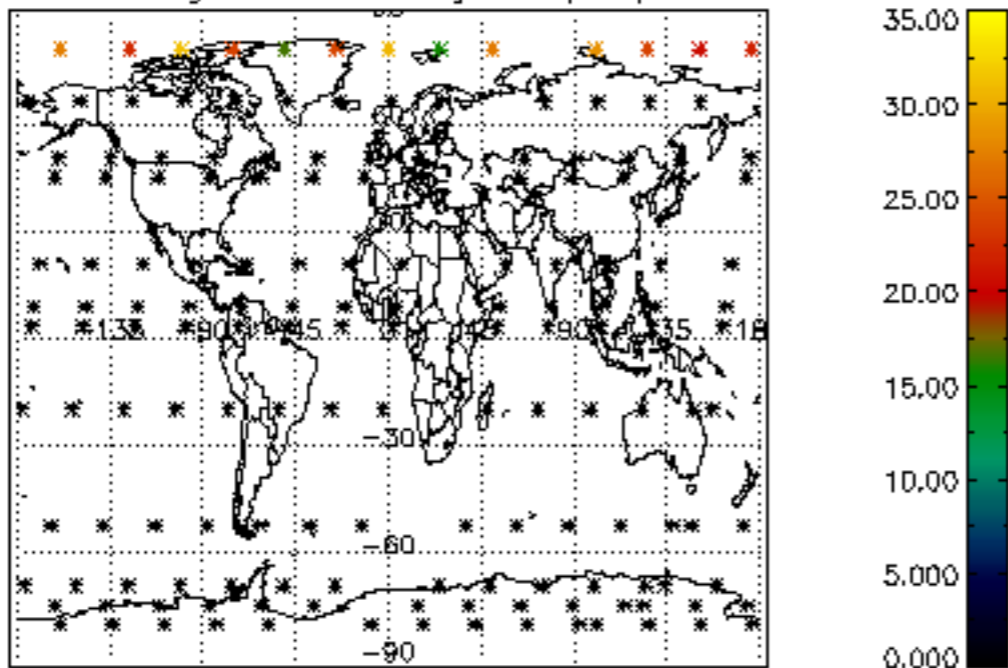
Percentage of star falling outside central band per profile



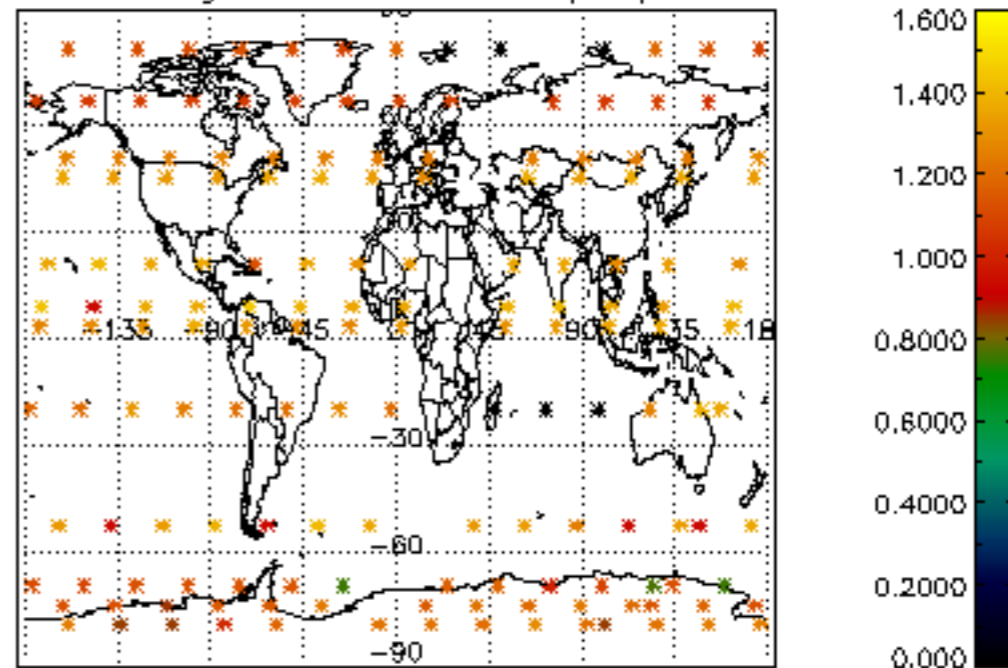
Percentage of saturation errors per profile



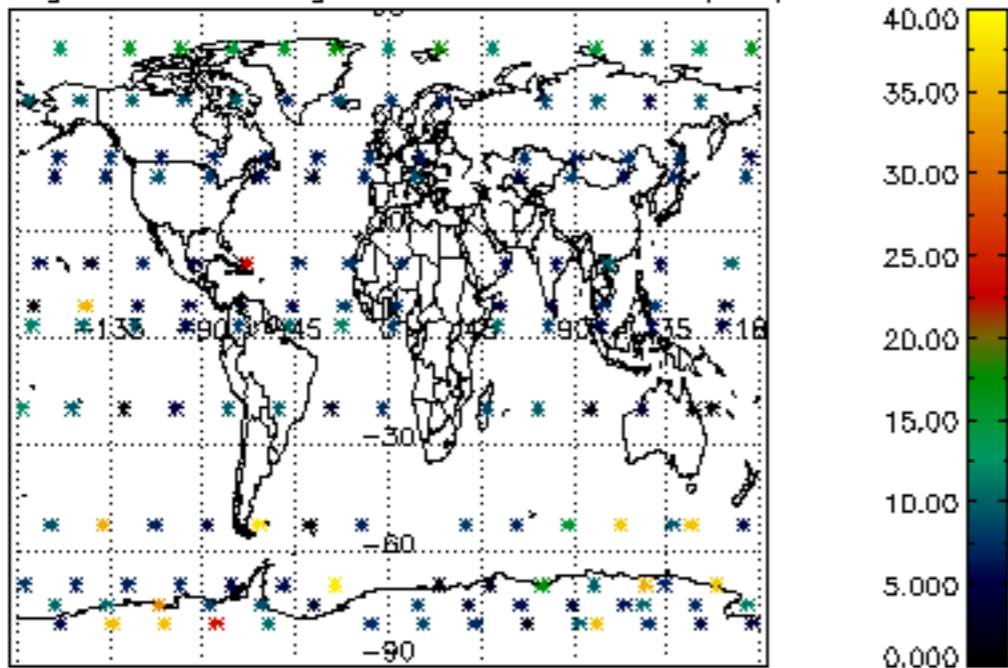
Percentage of cosmic ray hits per profile



Percentage of datation errors per profile



Percentage of star falling outside central band per profile



Percentage of saturation errors per profile

