

GOMOS Level 2 Daily Report

SUMMARY

[1. General Info](#)

[2. Summary of processed GOM_NL_2P products](#)

[3. Level 2 Quality information per product](#)

[3.1 Plot of level 2 quality information per product \(time dependant\)](#)

[3.2 Plot of level 2 quality information per product \(world map\)](#)

[4. Level 1 Quality information per product \(stored on level 2 products\)](#)

[4.1 Plot of level 1 quality information per product \(time dependant\)](#)

[4.1.1 Plot of level 1 quality information per product \(time dependant\): ASCENDING](#)

[4.1.2 Plot of level 1 quality information per product \(time dependant\): DESCENDING](#)

[4.2 Plot of level 1 quality information per product \(world map\)](#)

[4.2.1 Plot of level 1 quality information per product \(world map\): ASCENDING](#)

[4.2.2 Plot of level 1 quality information per product \(world map\): DESCENDING](#)

[5. Ozone profiles based on quality statistics and other trace gas profiles](#)

[5.1 Ozone statistics based on quality of products](#)

[5.2 Plot ozone profiles for all STD \(dark without errors\)](#)

[5.3 Plot ozone profiles where STD < 20% \(dark without errors\)](#)

[5.4. Plot ozone profiles where STD < 10% \(dark without errors\)](#)

[5.5. Plot ozone profiles where STD < 5% \(dark without errors\)](#)

[5.6 Plot NO2 profiles for all STD \(dark without errors\)](#)

[5.7 Plot NO3 profiles for all STD \(dark without errors\)](#)

[5.8 Plot H2O profiles \(only for occultations of stars 1,2,3,4,13,14,16,26,63 dark without errors\) for all STD](#)

[6. Auxiliary Data Files used for the production reported in section 2](#)

This report presents the daily analysis on parameters extracted from GOMOS level 2 data (GOM_NL__2P). It is intended to monitor some important parameters that will impact the quality of these products. A list of level 2 products (and content) that have arrived during the reporting day to the PCF is also given.

Item	Value
Time of report generation	24APR2013 11:46:41
Data source version	GOMOS/6.01
Start time of products	25-03-2011 (25MAR2011 00:00:00)
Stop time of products	26-03-2011 (26MAR2011 00:00:00)
Store outputs in DB	Yes
Nb of level 2 prods	350
Nb of prods with errors	0

2. Summary of processed GOM_NL__2P products.

Nr	Filename	UTC Start time	Limb	Duration	Star Id	Star Name	Star Mag	Star Temp	Nb Meas	Orbit	Prod. error
1	GOM_NL__2PRFIN20110325_000216_000000363100_00404_47401_2035.N1	25-MAR-2011 00:02:16	Bright	36.000	82	48Bet UMa	2.3650	10600.	72	47401	No
2	GOM_NL__2PRFIN20110325_000347_000000393100_00404_47401_2036.N1	25-MAR-2011 00:03:47	Bright	38.500	36	50Alp UMa	1.8000	6300.0	77	47401	No
3	GOM_NL__2PRFIN20110325_000517_000000463100_00404_47401_2037.N1	25-MAR-2011 00:05:17	Bright	46.000	55	79Zet UMa	2.0600	10200.	92	47401	No
4	GOM_NL__2PRFIN20110325_001027_000000373100_00404_47401_2038.N1	25-MAR-2011 00:10:27	Bright	37.000	60	7Bet UMi	2.0810	3950.0	74	47401	No
5	GOM_NL__2PRFIN20110325_001351_000000453100_00404_47401_2039.N1	25-MAR-2011 00:13:51	Bright	45.000	119	14Eta Dra	2.7270	4700.0	90	47401	No
6	GOM_NL__2PRFIN20110325_001921_000000383100_00404_47401_2040.N1	25-MAR-2011 00:19:21	Bright	37.500	89	5Alp Cep	2.4510	8000.0	75	47401	No
7	GOM_NL__2PRFIN20110325_002429_000000373100_00404_47401_2041.N1	25-MAR-2011 00:24:29	Bright	37.000	19	50Alp Cyg	1.2460	10500.	74	47401	No
8	GOM_NL__2PRFIN20110325_002605_000000583100_00404_47401_2042.N1	25-MAR-2011 00:26:05	Bright	58.000	66	37Gam Cyg	2.2080	5900.0	116	47401	No
9	GOM_NL__2PRFIN20110325_002757_000000543100_00404_47401_2043.N1	25-MAR-2011 00:27:57	Bright	54.000	92	53Eps Cyg	2.5000	4500.0	108	47401	No
10	GOM_NL__2PRFIN20110325_003705_000000563100_00404_47401_2044.N1	25-MAR-2011 00:37:05	Twilight	55.500	11	53Alp Aql	0.76500	8000.0	111	47401	No
11	GOM_NL__2PRFIN20110325_010511_000000423100_00405_47402_2044.N1	25-MAR-2011 01:05:11	Dark	41.500	4	Alp1Cen	-0.010000	5800.0	83	47402	No
12	GOM_NL__2PRFIN20110325_010738_000000483100_00405_47402_2045.N1	25-MAR-2011 01:07:38	Straylight	48.000	78	Alp Lup	2.3040	28000.	96	47402	No
13	GOM_NL__2PRFIN20110325_010911_000000513100_00405_47402_2046.N1	25-MAR-2011 01:09:11	Straylight	50.500	81	Eta Cen	2.3560	28000.	101	47402	No
14	GOM_NL__2PRFIN20110325_011205_000000543100_00405_47402_2047.N1	25-MAR-2011 01:12:05	Straylight	54.000	54	5The Cen	2.0550	4500.0	108	47402	No
15	GOM_NL__2PRFIN20110325_011839_000000383100_00405_47402_2048.N1	25-MAR-2011 01:18:39	Straylight	38.000	106	9Bet Crv	2.6480	5600.0	76	47402	No
16	GOM_NL__2PRFIN20110325_023035_000000533100_00405_47402_2049.N1	25-MAR-2011 02:30:35	Dark	52.500	57	34Sig Sgr	2.0660	26000.	105	47402	No
17	GOM_NL__2PRFIN20110325_023229_000000583100_00405_47402_2050.N1	25-MAR-2011 02:32:29	Dark	57.500	137	22Lam Sgr	2.8240	4400.0	115	47402	No
18	GOM_NL__2PRFIN20110325_023410_000000573100_00405_47402_2051.N1	25-MAR-2011 02:34:10	Dark	57.000	38	20Eps Sgr	1.8360	11000.	114	47402	No
19	GOM_NL__2PRFIN20110325_023736_000000503100_00406_47403_2057.N1	25-MAR-2011 02:37:36	Dark	50.000	85	Kap Sco	2.4070	28000.	100	47403	No
20	GOM_NL__2PRFIN20110325_023923_000000443100_00406_47403_2058.N1	25-MAR-2011 02:39:23	Dark	43.500	141	Bet Ara	2.8400	4600.0	87	47403	No
21	GOM_NL__2PRFIN20110325_024244_000000413100_00406_47403_2059.N1	25-MAR-2011 02:42:44	Dark	41.000	134	Bet TrA	2.8100	6600.0	82	47403	No
22	GOM_NL__2PRFIN20110325_024526_000000573100_00406_47403_2060.N1	25-MAR-2011 02:45:26	Dark	57.000	4	Alp1Cen	-0.010000	5800.0	114	47403	No
23	GOM_NL__2PRFIN20110325_024752_000000453100_00406_47403_2061.N1	25-MAR-2011 02:47:52	Straylight	45.000	78	Alp Lup	2.3040	28000.	90	47403	No
24	GOM_NL__2PRFIN20110325_024926_000000503100_00406_47403_2062.N1	25-MAR-2011 02:49:26	Straylight	50.000	81	Eta Cen	2.3560	28000.	100	47403	No
25	GOM_NL__2PRFIN20110325_025220_000000583100_00406_47403_2063.N1	25-MAR-2011 02:52:20	Straylight	57.500	54	5The Cen	2.0550	4500.0	115	47403	No
26	GOM_NL__2PRFIN20110325_025853_000000503100_00406_47403_2064.N1	25-MAR-2011 02:58:53	Straylight	50.000	106	9Bet Crv	2.6480	5600.0	100	47403	No
27	GOM_NL__2PRFIN20110325_030058_000000483100_00406_47403_2065.N1	25-MAR-2011 03:00:58	Twilight	48.000	100	4Gam Crv	2.5800	13100.	96	47403	No
28	GOM_NL__2PRFIN20110325_030629_000000483100_00406_47403_2066.N1	25-MAR-2011 03:06:29	Bright	48.000	121	29Gam Vir	2.7400	7200.0	96	47403	No
29	GOM_NL__2PRFIN20110325_031106_000000423100_00406_47403_2067.N1	25-MAR-2011 03:11:06	Bright	42.000	62	94Bet Leo	2.1360	9700.0	84	47403	No
30	GOM_NL__2PRFIN20110325_031233_000000383100_00406_47403_2068.N1	25-MAR-2011 03:12:33	Bright	37.500	96	68Del Leo	2.5600	9300.0	75	47403	No
31	GOM_NL__2PRFIN20110325_031926_000000403100_00406_47403_2069.N1	25-MAR-2011 03:19:26	Bright	39.500	174	52Psi UMa	3.0040	4400.0	79	47403	No
32	GOM_NL__2PRFIN20110325_032243_000000363100_00406_47403_2070.N1	25-MAR-2011 03:22:43	Bright	35.500	82	48Bet UMa	2.3650	10600.	71	47403	No
33	GOM_NL__2PRFIN20110325_032414_000000363100_00406_47403_2071.N1	25-MAR-2011 03:24:14	Bright	35.500	36	50Alp UMa	1.8000	6300.0	71	47403	No
34	GOM_NL__2PRFIN20110325_032544_000000603100_00406_47403_2072.N1	25-MAR-2011 03:25:44	Bright	60.000	55	79Zet UMa	2.0600	10200.	120	47403	No
35	GOM_NL__2PRFIN20110325_033055_000000393100_00406_47403_2073.N1	25-MAR-2011 03:30:55	Bright	38.500	60	7Bet UMi	2.0810	3950.0	77	47403	No
36	GOM_NL__2PRFIN20110325_033418_000000503100_00406_47403_2074.N1	25-MAR-2011 03:34:18	Bright	49.500	119	14Eta Dra	2.7270	4700.0	99	47403	No
37	GOM_NL__2PRFIN20110325_033949_000000373100_00406_47403_2075.N1	25-MAR-2011 03:39:49	Bright	36.500	89	5Alp Cep	2.4510	8000.0	73	47403	No
38	GOM_NL__2PRFIN20110325_034457_000000413100_00406_47403_2076.N1	25-MAR-2011 03:44:57	Bright	40.500	19	50Alp Cyg	1.2460	10500.	81	47403	No
39	GOM_NL__2PRFIN20110325_034633_000000423100_00406_47403_2077.N1	25-MAR-2011 03:46:33	Bright	41.500	66	37Gam Cyg	2.2080	5900.0	83	47403	No
40	GOM_NL__2PRFIN20110325_034826_000000413100_00406_47403_2078.N1	25-MAR-2011 03:48:26	Bright	41.000	92	53Eps Cyg	2.5000	4500.0	82	47403	No
41	GOM_NL__2PRFIN20110325_035734_000000563100_00406_47403_2079.N1	25-MAR-2011 03:57:34	Straylight	56.000	11	53Alp Aql	0.76500	8000.0	112	47403	No
42	GOM_NL__2PRFIN20110325_041050_000000523100_00406_47403_2080.N1	25-MAR-2011 04:10:50	Dark	51.500	57	34Sig Sgr	2.0660	26000.	103	47403	No

43	GOM_NL__2PRFIN20110325_041245_000000593100_00406_47403_2081.N1	25-MAR-2011 04:12:45	Dark	58.500	137	22Lam Sgr	2.8240	4400.0	117	47403	No
44	GOM_NL__2PRFIN20110325_041425_000000523100_00406_47403_2082.N1	25-MAR-2011 04:14:25	Dark	52.000	38	20Eps Sgr	1.8360	11000.	104	47403	No
45	GOM_NL__2PRFIN20110325_041752_000000523100_00407_47404_2074.N1	25-MAR-2011 04:17:52	Dark	51.500	85	Kap Sco	2.4070	28000.	103	47404	No
46	GOM_NL__2PRFIN20110325_041938_000000423100_00407_47404_2075.N1	25-MAR-2011 04:19:38	Dark	42.000	141	Bet Ara	2.8400	4600.0	84	47404	No
47	GOM_NL__2PRFIN20110325_042259_000000403100_00407_47404_2076.N1	25-MAR-2011 04:22:59	Dark	40.000	134	Bet TrA	2.8100	6600.0	80	47404	No
48	GOM_NL__2PRFIN20110325_042540_000000563100_00407_47404_2077.N1	25-MAR-2011 04:25:40	Dark	55.500	4	Alp1Cen	-0.010000	5800.0	111	47404	No
49	GOM_NL__2PRFIN20110325_042807_000000473100_00407_47404_2078.N1	25-MAR-2011 04:28:07	Straylight	47.000	78	Alp Lup	2.3040	28000.	94	47404	No
50	GOM_NL__2PRFIN20110325_042941_000000523100_00407_47404_2079.N1	25-MAR-2011 04:29:41	Straylight	51.500	81	Eta Cen	2.3560	28000.	103	47404	No
51	GOM_NL__2PRFIN20110325_043234_000000593100_00407_47404_2080.N1	25-MAR-2011 04:32:34	Straylight	59.000	54	5The Cen	2.0550	4500.0	118	47404	No
52	GOM_NL__2PRFIN20110325_043907_000000503100_00407_47404_2081.N1	25-MAR-2011 04:39:07	Straylight	49.500	106	9Bet Crv	2.6480	5600.0	99	47404	No
53	GOM_NL__2PRFIN20110325_044112_000000443100_00407_47404_2082.N1	25-MAR-2011 04:41:12	Tw_i_and_stray	43.500	100	4Gam Crv	2.5800	13100.	87	47404	No
54	GOM_NL__2PRFIN20110325_044642_000000483100_00407_47404_2083.N1	25-MAR-2011 04:46:42	Bright	47.500	121	29Gam Vir	2.7400	7200.0	95	47404	No
55	GOM_NL__2PRFIN20110325_045120_000000423100_00407_47404_2084.N1	25-MAR-2011 04:51:20	Bright	42.000	62	94Bet Leo	2.1360	9700.0	84	47404	No
56	GOM_NL__2PRFIN20110325_045246_000000383100_00407_47404_2085.N1	25-MAR-2011 04:52:46	Bright	37.500	96	68Del Leo	2.5600	9300.0	75	47404	No
57	GOM_NL__2PRFIN20110325_045940_000000363100_00407_47404_2086.N1	25-MAR-2011 04:59:40	Bright	35.500	174	52Psi UMa	3.0040	4400.0	71	47404	No
58	GOM_NL__2PRFIN20110325_050257_000000373100_00407_47404_2087.N1	25-MAR-2011 05:02:57	Bright	37.000	82	48Bet UMa	2.3650	10600.	74	47404	No
59	GOM_NL__2PRFIN20110325_050428_000000383100_00407_47404_2088.N1	25-MAR-2011 05:04:28	Bright	37.500	36	50Alp UMa	1.8000	6300.0	75	47404	No
60	GOM_NL__2PRFIN20110325_050557_000000673100_00407_47404_2089.N1	25-MAR-2011 05:05:57	Bright	67.000	55	79Zet UMa	2.0600	10200.	134	47404	No
61	GOM_NL__2PRFIN20110325_051108_000000423100_00407_47404_2090.N1	25-MAR-2011 05:11:08	Bright	42.000	60	7Bet UMi	2.0810	3950.0	84	47404	No
62	GOM_NL__2PRFIN20110325_051431_000000483100_00407_47404_2091.N1	25-MAR-2011 05:14:31	Bright	48.000	119	14Eta Dra	2.7270	4700.0	96	47404	No
63	GOM_NL__2PRFIN20110325_052003_000000383100_00407_47404_2092.N1	25-MAR-2011 05:20:03	Bright	37.500	89	5Alp Cep	2.4510	8000.0	75	47404	No
64	GOM_NL__2PRFIN20110325_052511_000000403100_00407_47404_2093.N1	25-MAR-2011 05:25:11	Bright	40.000	19	50Alp Cyg	1.2460	10500.	80	47404	No
65	GOM_NL__2PRFIN20110325_052647_000000423100_00407_47404_2094.N1	25-MAR-2011 05:26:47	Bright	41.500	66	37Gam Cyg	2.2080	5900.0	83	47404	No
66	GOM_NL__2PRFIN20110325_052840_000000383100_00407_47404_2095.N1	25-MAR-2011 05:28:40	Bright	38.000	92	53Eps Cyg	2.5000	4500.0	76	47404	No
67	GOM_NL__2PRFIN20110325_053749_000000603100_00407_47404_2096.N1	25-MAR-2011 05:37:49	Straylight	60.000	11	53Alp Aql	0.76500	8000.0	120	47404	No
68	GOM_NL__2PRFIN20110325_055105_000000493100_00407_47404_2097.N1	25-MAR-2011 05:51:05	Dark	49.000	57	34Sig Sgr	2.0660	26000.	98	47404	No
69	GOM_NL__2PRFIN20110325_055300_000000633100_00407_47404_2098.N1	25-MAR-2011 05:53:00	Dark	63.000	137	22Lam Sgr	2.8240	4400.0	126	47404	No
70	GOM_NL__2PRFIN20110325_055440_000000513100_00407_47404_2099.N1	25-MAR-2011 05:54:40	Dark	50.500	38	20Eps Sgr	1.8360	11000.	101	47404	No
71	GOM_NL__2PRFIN20110325_055807_000000503100_00408_47405_2128.N1	25-MAR-2011 05:58:07	Dark	49.500	85	Kap Sco	2.4070	28000.	99	47405	No
72	GOM_NL__2PRFIN20110325_055953_000000423100_00408_47405_2129.N1	25-MAR-2011 05:59:53	Dark	41.500	141	Bet Ara	2.8400	4600.0	83	47405	No
73	GOM_NL__2PRFIN20110325_060313_000000413100_00408_47405_2130.N1	25-MAR-2011 06:03:13	Dark	41.000	134	Bet TrA	2.8100	6600.0	82	47405	No
74	GOM_NL__2PRFIN20110325_060555_000000473100_00408_47405_2131.N1	25-MAR-2011 06:05:55	Dark	47.000	4	Alp1Cen	-0.010000	5800.0	94	47405	No
75	GOM_NL__2PRFIN20110325_060822_000000463100_00408_47405_2132.N1	25-MAR-2011 06:08:22	Straylight	45.500	78	Alp Lup	2.3040	28000.	91	47405	No
76	GOM_NL__2PRFIN20110325_060955_000000483100_00408_47405_2133.N1	25-MAR-2011 06:09:55	Straylight	47.500	81	Eta Cen	2.3560	28000.	95	47405	No
77	GOM_NL__2PRFIN20110325_061249_000000593100_00408_47405_2134.N1	25-MAR-2011 06:12:49	Straylight	58.500	54	5The Cen	2.0550	4500.0	117	47405	No
78	GOM_NL__2PRFIN20110325_061922_000000483100_00408_47405_2135.N1	25-MAR-2011 06:19:22	Straylight	48.000	106	9Bet Crv	2.6480	5600.0	96	47405	No
79	GOM_NL__2PRFIN20110325_062126_000000463100_00408_47405_2136.N1	25-MAR-2011 06:21:26	Tw_i_and_stray	45.500	100	4Gam Crv	2.5800	13100.	91	47405	No
80	GOM_NL__2PRFIN20110325_062656_000000503100_00408_47405_2137.N1	25-MAR-2011 06:26:56	Bright	50.000	121	29Gam Vir	2.7400	7200.0	100	47405	No
81	GOM_NL__2PRFIN20110325_063133_000000413100_00408_47405_2138.N1	25-MAR-2011 06:31:33	Bright	41.000	62	94Bet Leo	2.1360	9700.0	82	47405	No
82	GOM_NL__2PRFIN20110325_063300_000000383100_00408_47405_2139.N1	25-MAR-2011 06:33:00	Bright	38.000	96	68Del Leo	2.5600	9300.0	76	47405	No
83	GOM_NL__2PRFIN20110325_063954_000000393100_00408_47405_2140.N1	25-MAR-2011 06:39:54	Bright	38.500	174	52Psi UMa	3.0040	4400.0	77	47405	No
84	GOM_NL__2PRFIN20110325_064311_000000373100_00408_47405_2141.N1	25-MAR-2011 06:43:11	Bright	36.500	82	48Bet UMa	2.3650	10600.	73	47405	No
85	GOM_NL__2PRFIN20110325_064442_000000383100_00408_47405_2142.N1	25-MAR-2011 06:44:42	Bright	38.000	36	50Alp UMa	1.8000	6300.0	76	47405	No
86	GOM_NL__2PRFIN20110325_064610_000000673100_00408_47405_2143.N1	25-MAR-2011 06:46:10	Bright	67.000	55	79Zet UMa	2.0600	10200.	134	47405	No
87	GOM_NL__2PRFIN20110325_065122_000000413100_00408_47405_2144.N1	25-MAR-2011 06:51:22	Bright	40.500	60	7Bet UMi	2.0810	3950.0	81	47405	No
88	GOM_NL__2PRFIN20110325_065445_000000483100_00408_47405_2145.N1	25-MAR-2011 06:54:45	Bright	47.500	119	14Eta Dra	2.7270	4700.0	95	47405	No
89	GOM_NL__2PRFIN20110325_070017_000000543100_00408_47405_2146.N1	25-MAR-2011 07:00:17	Bright	54.000	89	5Alp Cep	2.4510	8000.0	108	47405	No
90	GOM_NL__2PRFIN20110325_070525_000000383100_00408_47405_2147.N1	25-MAR-2011 07:05:25	Bright	38.000	19	50Alp Cyg	1.2460	10500.	76	47405	No
91	GOM_NL__2PRFIN20110325_070701_000000433100_00408_47405_2148.N1	25-MAR-2011 07:07:01	Bright	42.500	66	37Gam Cyg	2.2080	5900.0	85	47405	No
92	GOM_NL__2PRFIN20110325_070854_000000573100_00408_47405_2149.N1	25-MAR-2011 07:08:54	Bright	57.000	92	53Eps Cyg	2.5000	4500.0	114	47405	No
93	GOM_NL__2PRFIN20110325_071804_000000613100_00408_47405_2150.N1	25-MAR-2011 07:18:04	Straylight	61.000	11	53Alp Aql	0.76500	8000.0	122	47405	No
94	GOM_NL__2PRFIN20110325_073120_000000563100_00408_47405_2151.N1	25-MAR-2011 07:31:20	Dark	55.500	57	34Sig Sgr	2.0660	26000.	111	47405	No
95	GOM_NL__2PRFIN20110325_073316_000000633100_00408_47405_2152.N1	25-MAR-2011 07:33:16	Dark	62.500	137	22Lam Sgr	2.8240	4400.0	125	47405	No
96	GOM_NL__2PRFIN20110325_073455_000000563100_00408_47405_2153.N1	25-MAR-2011 07:34:55	Dark	56.000	38	20Eps Sgr	1.8360	11000.	112	47405	No
97	GOM_NL__2PRFIN20110325_073822_000000503100_00409_47406_2145.N1	25-MAR-2011 07:38:22	Dark	50.000	85	Kap Sco	2.4070	28000.	100	47406	No
98	GOM_NL__2PRFIN20110325_074007_000000433100_00409_47406_2146.N1	25-MAR-2011 07:40:07	Dark	43.000	141	Bet Ara	2.8400	4600.0	86	47406	No
99	GOM_NL__2PRFIN20110325_074328_000000403100_00409_47406_2147.N1	25-MAR-2011 07:43:28	Dark	40.000	134	Bet TrA	2.8100	6600.0	80	47406	No
100	GOM_NL__2PRFIN20110325_074609_000000573100_00409_47406_2148.N1	25-MAR-2011 07:46:09	Dark	57.000	4	Alp1Cen	-0.010000	5800.0	114	47406	No
101	GOM_NL__2PRFIN20110325_074837_000000453100_00409_47406_2149.N1	25-MAR-2011 07:48:37	Straylight	45.000	78	Alp Lup	2.3040	28000.	90	47406	No

102	GOM_NL__2PRFIN20110325_075010_000000503100_00409_47406_2150.N1	25-MAR-2011 07:50:10	Straylight	50.000	81	Eta Cen	2.3560	28000.	100	47406	No
103	GOM_NL__2PRFIN20110325_075303_000000583100_00409_47406_2151.N1	25-MAR-2011 07:53:03	Straylight	58.000	54	5The Cen	2.0550	4500.0	116	47406	No
104	GOM_NL__2PRFIN20110325_075936_000000503100_00409_47406_2152.N1	25-MAR-2011 07:59:36	Straylight	50.000	106	9Bet Crv	2.6480	5600.0	100	47406	No
105	GOM_NL__2PRFIN20110325_080140_000000453100_00409_47406_2153.N1	25-MAR-2011 08:01:40	Tw_i_and_stray	44.500	100	4Gam Crv	2.5800	13100.	89	47406	No
106	GOM_NL__2PRFIN20110325_080710_000000503100_00409_47406_2154.N1	25-MAR-2011 08:07:10	Bright	49.500	121	29Gam Vir	2.7400	7200.0	99	47406	No
107	GOM_NL__2PRFIN20110325_081147_000000423100_00409_47406_2155.N1	25-MAR-2011 08:11:47	Bright	41.500	62	94Bet Leo	2.1360	9700.0	83	47406	No
108	GOM_NL__2PRFIN20110325_081314_000000383100_00409_47406_2156.N1	25-MAR-2011 08:13:14	Bright	37.500	96	68Del Leo	2.5600	9300.0	75	47406	No
109	GOM_NL__2PRFIN20110325_082007_000000393100_00409_47406_2157.N1	25-MAR-2011 08:20:07	Bright	38.500	174	52Psi UMa	3.0040	4400.0	77	47406	No
110	GOM_NL__2PRFIN20110325_082325_000000383100_00409_47406_2158.N1	25-MAR-2011 08:23:25	Bright	38.000	82	48Bet UMa	2.3650	10600.	76	47406	No
111	GOM_NL__2PRFIN20110325_082456_000000393100_00409_47406_2159.N1	25-MAR-2011 08:24:56	Bright	38.500	36	50Alp UMa	1.8000	6300.0	77	47406	No
112	GOM_NL__2PRFIN20110325_082624_000000443100_00409_47406_2160.N1	25-MAR-2011 08:26:24	Bright	44.000	55	79Zet UMa	2.0600	10200.	88	47406	No
113	GOM_NL__2PRFIN20110325_083136_000000383100_00409_47406_2161.N1	25-MAR-2011 08:31:36	Bright	37.500	60	7Bet UMi	2.0810	3950.0	75	47406	No
114	GOM_NL__2PRFIN20110325_083458_000000493100_00409_47406_2162.N1	25-MAR-2011 08:34:58	Bright	49.000	119	14Eta Dra	2.7270	4700.0	98	47406	No
115	GOM_NL__2PRFIN20110325_084031_000000373100_00409_47406_2163.N1	25-MAR-2011 08:40:31	Bright	37.000	89	5Alp Cep	2.4510	8000.0	74	47406	No
116	GOM_NL__2PRFIN20110325_084539_000000393100_00409_47406_2164.N1	25-MAR-2011 08:45:39	Bright	39.000	19	50Alp Cyg	1.2460	10500.	78	47406	No
117	GOM_NL__2PRFIN20110325_084715_000000423100_00409_47406_2165.N1	25-MAR-2011 08:47:15	Bright	42.000	66	37Gam Cyg	2.2080	5900.0	84	47406	No
118	GOM_NL__2PRFIN20110325_084908_000000403100_00409_47406_2166.N1	25-MAR-2011 08:49:08	Bright	40.000	92	53Eps Cyg	2.5000	4500.0	80	47406	No
119	GOM_NL__2PRFIN20110325_085818_000000633100_00409_47406_2167.N1	25-MAR-2011 08:58:18	Straylight	62.500	11	53Alp Aql	0.76500	8000.0	125	47406	No
120	GOM_NL__2PRFIN20110325_091135_000000513100_00409_47406_2168.N1	25-MAR-2011 09:11:35	Dark	51.000	57	34Sig Sgr	2.0660	26000.	102	47406	No
121	GOM_NL__2PRFIN20110325_091331_000000583100_00409_47406_2169.N1	25-MAR-2011 09:13:31	Dark	58.000	137	22Lam Sgr	2.8240	4400.0	116	47406	No
122	GOM_NL__2PRFIN20110325_091511_000000543100_00409_47406_2170.N1	25-MAR-2011 09:15:11	Dark	53.500	38	20Eps Sgr	1.8360	11000.	107	47406	No
123	GOM_NL__2PRFIN20110325_091837_000000503100_00410_47407_2211.N1	25-MAR-2011 09:18:37	Dark	50.000	85	Kap Sco	2.4070	28000.	100	47407	No
124	GOM_NL__2PRFIN20110325_092022_000000473100_00410_47407_2212.N1	25-MAR-2011 09:20:22	Dark	46.500	141	Bet Ara	2.8400	4600.0	93	47407	No
125	GOM_NL__2PRFIN20110325_092342_000000383100_00410_47407_2213.N1	25-MAR-2011 09:23:42	Dark	38.000	134	Bet TrA	2.8100	6600.0	76	47407	No
126	GOM_NL__2PRFIN20110325_092624_000000483100_00410_47407_2214.N1	25-MAR-2011 09:26:24	Dark	48.000	4	Alp1Cen	-0.010000	5800.0	96	47407	No
127	GOM_NL__2PRFIN20110325_092851_000000473100_00410_47407_2215.N1	25-MAR-2011 09:28:51	Straylight	46.500	78	Alp Lup	2.3040	28000.	93	47407	No
128	GOM_NL__2PRFIN20110325_093025_000000493100_00410_47407_2216.N1	25-MAR-2011 09:30:25	Straylight	49.000	81	Eta Cen	2.3560	28000.	98	47407	No
129	GOM_NL__2PRFIN20110325_093318_000000573100_00410_47407_2217.N1	25-MAR-2011 09:33:18	Straylight	56.500	54	5The Cen	2.0550	4500.0	113	47407	No
130	GOM_NL__2PRFIN20110325_093950_000000513100_00410_47407_2218.N1	25-MAR-2011 09:39:50	Straylight	51.000	106	9Bet Crv	2.6480	5600.0	102	47407	No
131	GOM_NL__2PRFIN20110325_094155_000000443100_00410_47407_2219.N1	25-MAR-2011 09:41:55	Tw_i_and_stray	44.000	100	4Gam Crv	2.5800	13100.	88	47407	No
132	GOM_NL__2PRFIN20110325_094724_000000503100_00410_47407_2220.N1	25-MAR-2011 09:47:24	Bright	49.500	121	29Gam Vir	2.7400	7200.0	99	47407	No
133	GOM_NL__2PRFIN20110325_095201_000000423100_00410_47407_2221.N1	25-MAR-2011 09:52:01	Bright	41.500	62	94Bet Leo	2.1360	9700.0	83	47407	No
134	GOM_NL__2PRFIN20110325_095328_000000393100_00410_47407_2222.N1	25-MAR-2011 09:53:28	Bright	38.500	96	68Del Leo	2.5600	9300.0	77	47407	No
135	GOM_NL__2PRFIN20110325_100021_000000393100_00410_47407_2223.N1	25-MAR-2011 10:00:21	Bright	38.500	174	52Psi UMa	3.0040	4400.0	77	47407	No
136	GOM_NL__2PRFIN20110325_100339_000000393100_00410_47407_2224.N1	25-MAR-2011 10:03:39	Bright	38.500	82	48Bet UMa	2.3650	10600.	77	47407	No
137	GOM_NL__2PRFIN20110325_100510_000000393100_00410_47407_2225.N1	25-MAR-2011 10:05:10	Bright	38.500	36	50Alp UMa	1.8000	6300.0	77	47407	No
138	GOM_NL__2PRFIN20110325_100637_000000443100_00410_47407_2226.N1	25-MAR-2011 10:06:37	Bright	43.500	55	79Zet UMa	2.0600	10200.	87	47407	No
139	GOM_NL__2PRFIN20110325_101149_000000373100_00410_47407_2227.N1	25-MAR-2011 10:11:49	Bright	37.000	60	7Bet UMi	2.0810	3950.0	74	47407	No
140	GOM_NL__2PRFIN20110325_101511_000000483100_00410_47407_2228.N1	25-MAR-2011 10:15:11	Bright	48.000	119	14Eta Dra	2.7270	4700.0	96	47407	No
141	GOM_NL__2PRFIN20110325_102045_000000383100_00410_47407_2229.N1	25-MAR-2011 10:20:45	Bright	38.000	89	5Alp Cep	2.4510	8000.0	76	47407	No
142	GOM_NL__2PRFIN20110325_102553_000000393100_00410_47407_2230.N1	25-MAR-2011 10:25:53	Bright	39.000	19	50Alp Cyg	1.2460	10500.	78	47407	No
143	GOM_NL__2PRFIN20110325_102729_000000423100_00410_47407_2231.N1	25-MAR-2011 10:27:29	Bright	42.000	66	37Gam Cyg	2.2080	5900.0	84	47407	No
144	GOM_NL__2PRFIN20110325_102922_000000413100_00410_47407_2232.N1	25-MAR-2011 10:29:22	Bright	41.000	92	53Eps Cyg	2.5000	4500.0	82	47407	No
145	GOM_NL__2PRFIN20110325_103833_000000653100_00410_47407_2233.N1	25-MAR-2011 10:38:33	Straylight	65.000	11	53Alp Aql	0.76500	8000.0	130	47407	No
146	GOM_NL__2PRFIN20110325_105150_000000543100_00410_47407_2234.N1	25-MAR-2011 10:51:50	Dark	53.500	57	34Sig Sgr	2.0660	26000.	107	47407	No
147	GOM_NL__2PRFIN20110325_105347_000000583100_00410_47407_2235.N1	25-MAR-2011 10:53:47	Dark	58.000	137	22Lam Sgr	2.8240	4400.0	116	47407	No
148	GOM_NL__2PRFIN20110325_105526_000000533100_00410_47407_2236.N1	25-MAR-2011 10:55:26	Dark	52.500	38	20Eps Sgr	1.8360	11000.	105	47407	No
149	GOM_NL__2PRFIN20110325_105852_000000513100_00411_47408_2229.N1	25-MAR-2011 10:58:52	Dark	50.500	85	Kap Sco	2.4070	28000.	101	47408	No
150	GOM_NL__2PRFIN20110325_110037_000000463100_00411_47408_2230.N1	25-MAR-2011 11:00:37	Dark	45.500	141	Bet Ara	2.8400	4600.0	91	47408	No
151	GOM_NL__2PRFIN20110325_110357_000000403100_00411_47408_2231.N1	25-MAR-2011 11:03:57	Dark	40.000	134	Bet TrA	2.8100	6600.0	80	47408	No
152	GOM_NL__2PRFIN20110325_110638_000000533100_00411_47408_2232.N1	25-MAR-2011 11:06:38	Dark	52.500	4	Alp1Cen	-0.010000	5800.0	105	47408	No
153	GOM_NL__2PRFIN20110325_110906_000000473100_00411_47408_2233.N1	25-MAR-2011 11:09:06	Straylight	46.500	78	Alp Lup	2.3040	28000.	93	47408	No
154	GOM_NL__2PRFIN20110325_111040_000000493100_00411_47408_2234.N1	25-MAR-2011 11:10:40	Straylight	48.500	81	Eta Cen	2.3560	28000.	97	47408	No
155	GOM_NL__2PRFIN20110325_111333_000000573100_00411_47408_2235.N1	25-MAR-2011 11:13:33	Straylight	56.500	54	5The Cen	2.0550	4500.0	113	47408	No
156	GOM_NL__2PRFIN20110325_112004_000000513100_00411_47408_2236.N1	25-MAR-2011 11:20:04	Straylight	51.000	106	9Bet Crv	2.6480	5600.0	102	47408	No
157	GOM_NL__2PRFIN20110325_112208_000000463100_00411_47408_2237.N1	25-MAR-2011 11:22:08	Tw_i_and_stray	45.500	100	4Gam Crv	2.5800	13100.	91	47408	No
158	GOM_NL__2PRFIN20110325_112737_000000483100_00411_47408_2238.N1	25-MAR-2011 11:27:37	Bright	48.000	121	29Gam Vir	2.7400	7200.0	96	47408	No
159	GOM_NL__2PRFIN20110325_113215_000000413100_00411_47408_2239.N1	25-MAR-2011 11:32:15	Bright	41.000	62	94Bet Leo	2.1360	9700.0	82	47408	No
160	GOM_NL__2PRFIN20110325_113342_000000383100_00411_47408_2240.N1	25-MAR-2011 11:33:42	Bright	38.000	96	68Del Leo	2.5600	9300.0	76	47408	No

161	GOM_NL__2PRFIN20110325_114035_000000403100_00411_47408_2241.N1	25-MAR-2011 11:40:35	Bright	39.500	174	52Psi UMa	3.0040	4400.0	79	47408	No
162	GOM_NL__2PRFIN20110325_114353_000000383100_00411_47408_2242.N1	25-MAR-2011 11:43:53	Bright	37.500	82	48Bet UMa	2.3650	10600.	75	47408	No
163	GOM_NL__2PRFIN20110325_114524_000000403100_00411_47408_2243.N1	25-MAR-2011 11:45:24	Bright	39.500	36	50Alp UMa	1.8000	6300.0	79	47408	No
164	GOM_NL__2PRFIN20110325_114650_000000443100_00411_47408_2244.N1	25-MAR-2011 11:46:50	Bright	44.000	55	79Zet UMa	2.0600	10200.	88	47408	No
165	GOM_NL__2PRFIN20110325_115203_000000383100_00411_47408_2245.N1	25-MAR-2011 11:52:03	Bright	38.000	60	7Bet UMi	2.0810	3950.0	76	47408	No
166	GOM_NL__2PRFIN20110325_115525_000000493100_00411_47408_2246.N1	25-MAR-2011 11:55:25	Bright	49.000	119	14Eta Dra	2.7270	4700.0	98	47408	No
167	GOM_NL__2PRFIN20110325_120059_000000353100_00411_47408_2247.N1	25-MAR-2011 12:00:59	Bright	34.500	89	5Alp Cep	2.4510	8000.0	69	47408	No
168	GOM_NL__2PRFIN20110325_120607_000000403100_00411_47408_2248.N1	25-MAR-2011 12:06:07	Bright	40.000	19	50Alp Cyg	1.2460	10500.	80	47408	No
169	GOM_NL__2PRFIN20110325_120743_000000423100_00411_47408_2249.N1	25-MAR-2011 12:07:43	Bright	41.500	66	37Gam Cyg	2.2080	5900.0	83	47408	No
170	GOM_NL__2PRFIN20110325_120936_000000383100_00411_47408_2250.N1	25-MAR-2011 12:09:36	Bright	38.000	92	53Eps Cyg	2.5000	4500.0	76	47408	No
171	GOM_NL__2PRFIN20110325_121848_000000643100_00411_47408_2251.N1	25-MAR-2011 12:18:48	Straylight	63.500	11	53Alp Aql	0.76500	8000.0	127	47408	No
172	GOM_NL__2PRFIN20110325_123205_000000553100_00411_47408_2252.N1	25-MAR-2011 12:32:05	Dark	55.000	57	34Sig Sgr	2.0660	26000.	110	47408	No
173	GOM_NL__2PRFIN20110325_123402_000000533100_00411_47408_2253.N1	25-MAR-2011 12:34:02	Dark	53.000	137	22Lam Sgr	2.8240	4400.0	106	47408	No
174	GOM_NL__2PRFIN20110325_123541_000000593100_00411_47408_2254.N1	25-MAR-2011 12:35:41	Dark	59.000	38	20Eps Sgr	1.8360	11000.	118	47408	No
175	GOM_NL__2PRFIN20110325_123908_000000503100_00412_47409_2255.N1	25-MAR-2011 12:39:08	Dark	50.000	85	Kap Sco	2.4070	28000.	100	47409	No
176	GOM_NL__2PRFIN20110325_124051_000000433100_00412_47409_2256.N1	25-MAR-2011 12:40:51	Dark	43.000	141	Bet Ara	2.8400	4600.0	86	47409	No
177	GOM_NL__2PRFIN20110325_124411_000000403100_00412_47409_2257.N1	25-MAR-2011 12:44:11	Dark	40.000	134	Bet TrA	2.8100	6600.0	80	47409	No
178	GOM_NL__2PRFIN20110325_124653_000000573100_00412_47409_2258.N1	25-MAR-2011 12:46:53	Dark	57.000	4	Alp1Cen	-0.010000	5800.0	114	47409	No
179	GOM_NL__2PRFIN20110325_124921_000000473100_00412_47409_2259.N1	25-MAR-2011 12:49:21	Straylight	47.000	78	Alp Lup	2.3040	28000.	94	47409	No
180	GOM_NL__2PRFIN20110325_125054_000000523100_00412_47409_2260.N1	25-MAR-2011 12:50:54	Straylight	51.500	81	Eta Cen	2.3560	28000.	103	47409	No
181	GOM_NL__2PRFIN20110325_125347_000000583100_00412_47409_2261.N1	25-MAR-2011 12:53:47	Straylight	58.000	54	5The Cen	2.0550	4500.0	116	47409	No
182	GOM_NL__2PRFIN20110325_130018_000000523100_00412_47409_2262.N1	25-MAR-2011 13:00:18	Straylight	52.000	106	9Bet Crv	2.6480	5600.0	104	47409	No
183	GOM_NL__2PRFIN20110325_130222_000000443100_00412_47409_2263.N1	25-MAR-2011 13:02:22	Tw_i_and_stray	44.000	100	4Gam Crv	2.5800	13100.	88	47409	No
184	GOM_NL__2PRFIN20110325_130751_000000483100_00412_47409_2264.N1	25-MAR-2011 13:07:51	Bright	48.000	121	29Gam Vir	2.7400	7200.0	96	47409	No
185	GOM_NL__2PRFIN20110325_131228_000000423100_00412_47409_2265.N1	25-MAR-2011 13:12:28	Bright	41.500	62	94Bet Leo	2.1360	9700.0	83	47409	No
186	GOM_NL__2PRFIN20110325_131356_000000383100_00412_47409_2266.N1	25-MAR-2011 13:13:56	Bright	37.500	96	68Del Leo	2.5600	9300.0	75	47409	No
187	GOM_NL__2PRFIN20110325_132049_000000383100_00412_47409_2267.N1	25-MAR-2011 13:20:49	Bright	38.000	174	52Psi UMa	3.0040	4400.0	76	47409	No
188	GOM_NL__2PRFIN20110325_132406_000000373100_00412_47409_2268.N1	25-MAR-2011 13:24:06	Bright	37.000	82	48Bet UMa	2.3650	10600.	74	47409	No
189	GOM_NL__2PRFIN20110325_132538_000000413100_00412_47409_2269.N1	25-MAR-2011 13:25:38	Bright	40.500	36	50Alp UMa	1.8000	6300.0	81	47409	No
190	GOM_NL__2PRFIN20110325_132704_000000453100_00412_47409_2270.N1	25-MAR-2011 13:27:04	Bright	45.000	55	79Zet UMa	2.0600	10200.	90	47409	No
191	GOM_NL__2PRFIN20110325_133216_000000413100_00412_47409_2271.N1	25-MAR-2011 13:32:16	Bright	40.500	60	7Bet UMi	2.0810	3950.0	81	47409	No
192	GOM_NL__2PRFIN20110325_133538_000000493100_00412_47409_2272.N1	25-MAR-2011 13:35:38	Bright	48.500	119	14Eta Dra	2.7270	4700.0	97	47409	No
193	GOM_NL__2PRFIN20110325_134113_000000373100_00412_47409_2273.N1	25-MAR-2011 13:41:13	Bright	36.500	89	5Alp Cep	2.4510	8000.0	73	47409	No
194	GOM_NL__2PRFIN20110325_134621_000000413100_00412_47409_2274.N1	25-MAR-2011 13:46:21	Bright	41.000	19	50Alp Cyg	1.2460	10500.	82	47409	No
195	GOM_NL__2PRFIN20110325_134757_000000433100_00412_47409_2275.N1	25-MAR-2011 13:47:57	Bright	42.500	66	37Gam Cyg	2.2080	5900.0	85	47409	No
196	GOM_NL__2PRFIN20110325_134950_000000573100_00412_47409_2276.N1	25-MAR-2011 13:49:50	Bright	57.000	92	53Eps Cyg	2.5000	4500.0	114	47409	No
197	GOM_NL__2PRFIN20110325_135902_000000583100_00412_47409_2277.N1	25-MAR-2011 13:59:02	Straylight	58.000	11	53Alp Aql	0.76500	8000.0	116	47409	No
198	GOM_NL__2PRFIN20110325_141221_000000513100_00412_47409_2278.N1	25-MAR-2011 14:12:21	Dark	51.000	57	34Sig Sgr	2.0660	26000.	102	47409	No
199	GOM_NL__2PRFIN20110325_141417_000000533100_00412_47409_2279.N1	25-MAR-2011 14:14:17	Dark	53.000	137	22Lam Sgr	2.8240	4400.0	106	47409	No
200	GOM_NL__2PRFIN20110325_141556_000000533100_00412_47409_2280.N1	25-MAR-2011 14:15:56	Dark	52.500	38	20Eps Sgr	1.8360	11000.	105	47409	No
201	GOM_NL__2PRFIN20110325_141923_000000493100_00413_47410_2520.N1	25-MAR-2011 14:19:23	Dark	49.000	85	Kap Sco	2.4070	28000.	98	47410	No
202	GOM_NL__2PRFIN20110325_142106_000000443100_00413_47410_2521.N1	25-MAR-2011 14:21:06	Dark	44.000	141	Bet Ara	2.8400	4600.0	88	47410	No
203	GOM_NL__2PRFIN20110325_142426_000000403100_00413_47410_2522.N1	25-MAR-2011 14:24:26	Dark	39.500	134	Bet TrA	2.8100	6600.0	79	47410	No
204	GOM_NL__2PRFIN20110325_142707_000000433100_00413_47410_2523.N1	25-MAR-2011 14:27:07	Dark	43.000	4	Alp1Cen	-0.010000	5800.0	86	47410	No
205	GOM_NL__2PRFIN20110325_142935_000000453100_00413_47410_2524.N1	25-MAR-2011 14:29:35	Straylight	45.000	78	Alp Lup	2.3040	28000.	90	47410	No
206	GOM_NL__2PRFIN20110325_143109_000000493100_00413_47410_2525.N1	25-MAR-2011 14:31:09	Straylight	48.500	81	Eta Cen	2.3560	28000.	97	47410	No
207	GOM_NL__2PRFIN20110325_143402_000000583100_00413_47410_2526.N1	25-MAR-2011 14:34:02	Straylight	58.000	54	5The Cen	2.0550	4500.0	116	47410	No
208	GOM_NL__2PRFIN20110325_144033_000000513100_00413_47410_2527.N1	25-MAR-2011 14:40:33	Straylight	50.500	106	9Bet Crv	2.6480	5600.0	101	47410	No
209	GOM_NL__2PRFIN20110325_144237_000000473100_00413_47410_2528.N1	25-MAR-2011 14:42:37	Tw_i_and_stray	47.000	100	4Gam Crv	2.5800	13100.	94	47410	No
210	GOM_NL__2PRFIN20110325_144805_000000483100_00413_47410_2529.N1	25-MAR-2011 14:48:05	Bright	48.000	121	29Gam Vir	2.7400	7200.0	96	47410	No
211	GOM_NL__2PRFIN20110325_145242_000000413100_00413_47410_2530.N1	25-MAR-2011 14:52:42	Bright	41.000	62	94Bet Leo	2.1360	9700.0	82	47410	No
212	GOM_NL__2PRFIN20110325_145410_000000383100_00413_47410_2531.N1	25-MAR-2011 14:54:10	Bright	38.000	96	68Del Leo	2.5600	9300.0	76	47410	No
213	GOM_NL__2PRFIN20110325_150103_000000393100_00413_47410_2532.N1	25-MAR-2011 15:01:03	Bright	38.500	174	52Psi UMa	3.0040	4400.0	77	47410	No
214	GOM_NL__2PRFIN20110325_150420_000000373100_00413_47410_2533.N1	25-MAR-2011 15:04:20	Bright	36.500	82	48Bet UMa	2.3650	10600.	73	47410	No
215	GOM_NL__2PRFIN20110325_150551_000000393100_00413_47410_2534.N1	25-MAR-2011 15:05:51	Bright	39.000	36	50Alp UMa	1.8000	6300.0	78	47410	No
216	GOM_NL__2PRFIN20110325_150717_000000463100_00413_47410_2535.N1	25-MAR-2011 15:07:17	Bright	45.500	55	79Zet UMa	2.0600	10200.	91	47410	No
217	GOM_NL__2PRFIN20110325_151230_000000413100_00413_47410_2536.N1	25-MAR-2011 15:12:30	Bright	41.000	60	7Bet UMi	2.0810	3950.0	82	47410	No
218	GOM_NL__2PRFIN20110325_151551_000000513100_00413_47410_2537.N1	25-MAR-2011 15:15:51	Bright	51.000	119	14Eta Dra	2.7270	4700.0	102	47410	No
219	GOM_NL__2PRFIN20110325_152127_000000363100_00413_47410_2538.N1	25-MAR-2011 15:21:27	Bright	35.500	89	5Alp Cep	2.4510	8000.0	71	47410	No

220	GOM_NL__2PRFIN20110325_152635_000000393100_00413_47410_2539.N1	25-MAR-2011 15:26:35	Bright	38.500	19	50Alp Cyg	1.2460	10500.	77	47410	No
221	GOM_NL__2PRFIN20110325_152811_000000393100_00413_47410_2540.N1	25-MAR-2011 15:28:11	Bright	39.000	66	37Gam Cyg	2.2080	5900.0	78	47410	No
222	GOM_NL__2PRFIN20110325_153004_000000573100_00413_47410_2541.N1	25-MAR-2011 15:30:04	Bright	57.000	92	53Eps Cyg	2.5000	4500.0	114	47410	No
223	GOM_NL__2PRFIN20110325_153917_000000573100_00413_47410_2542.N1	25-MAR-2011 15:39:17	Straylight	56.500	11	53Alp Aql	0.76500	8000.0	113	47410	No
224	GOM_NL__2PRFIN20110325_155236_000000503100_00413_47410_2543.N1	25-MAR-2011 15:52:36	Dark	49.500	57	34Sig Sgr	2.0660	26000.	99	47410	No
225	GOM_NL__2PRFIN20110325_155433_000000483100_00413_47410_2544.N1	25-MAR-2011 15:54:33	Dark	48.000	137	22Lam Sgr	2.8240	4400.0	96	47410	No
226	GOM_NL__2PRFIN20110325_155611_000000523100_00413_47410_2545.N1	25-MAR-2011 15:56:11	Dark	52.000	38	20Eps Sgr	1.8360	11000.	104	47410	No
227	GOM_NL__2PRFIN20110325_155938_000000523100_00414_47411_2550.N1	25-MAR-2011 15:59:38	Dark	51.500	85	Kap Sco	2.4070	28000.	103	47411	No
228	GOM_NL__2PRFIN20110325_160121_000000453100_00414_47411_2551.N1	25-MAR-2011 16:01:21	Dark	45.000	141	Bet Ara	2.8400	4600.0	90	47411	No
229	GOM_NL__2PRFIN20110325_160441_000000393100_00414_47411_2552.N1	25-MAR-2011 16:04:41	Dark	38.500	134	Bet TrA	2.8100	6600.0	77	47411	No
230	GOM_NL__2PRFIN20110325_160722_000000463100_00414_47411_2553.N1	25-MAR-2011 16:07:22	Dark	45.500	4	Alp1Cen	-0.010000	5800.0	91	47411	No
231	GOM_NL__2PRFIN20110325_160950_000000453100_00414_47411_2554.N1	25-MAR-2011 16:09:50	Straylight	45.000	78	Alp Lup	2.3040	28000.	90	47411	No
232	GOM_NL__2PRFIN20110325_161124_000000533100_00414_47411_2555.N1	25-MAR-2011 16:11:24	Straylight	53.000	81	Eta Cen	2.3560	28000.	106	47411	No
233	GOM_NL__2PRFIN20110325_161416_000000573100_00414_47411_2556.N1	25-MAR-2011 16:14:16	Straylight	56.500	54	5The Cen	2.0550	4500.0	113	47411	No
234	GOM_NL__2PRFIN20110325_162047_000000513100_00414_47411_2557.N1	25-MAR-2011 16:20:47	Straylight	50.500	106	9Bet Crv	2.6480	5600.0	101	47411	No
235	GOM_NL__2PRFIN20110325_162251_000000433100_00414_47411_2558.N1	25-MAR-2011 16:22:51	Twl_and_stray	42.500	100	4Gam Crv	2.5800	13100.	85	47411	No
236	GOM_NL__2PRFIN20110325_162819_000000513100_00414_47411_2559.N1	25-MAR-2011 16:28:19	Bright	50.500	121	29Gam Vir	2.7400	7200.0	101	47411	No
237	GOM_NL__2PRFIN20110325_163256_000000593100_00414_47411_2560.N1	25-MAR-2011 16:32:56	Bright	59.000	62	94Bet Leo	2.1360	9700.0	118	47411	No
238	GOM_NL__2PRFIN20110325_163423_000000373100_00414_47411_2561.N1	25-MAR-2011 16:34:23	Bright	37.000	96	68Del Leo	2.5600	9300.0	74	47411	No
239	GOM_NL__2PRFIN20110325_164117_000000373100_00414_47411_2562.N1	25-MAR-2011 16:41:17	Bright	37.000	174	52Psi UMa	3.0040	4400.0	74	47411	No
240	GOM_NL__2PRFIN20110325_164434_000000373100_00414_47411_2563.N1	25-MAR-2011 16:44:34	Bright	36.500	82	48Bet UMa	2.3650	10600.	73	47411	No
241	GOM_NL__2PRFIN20110325_164605_000000383100_00414_47411_2564.N1	25-MAR-2011 16:46:05	Bright	38.000	36	50Alp UMa	1.8000	6300.0	76	47411	No
242	GOM_NL__2PRFIN20110325_164731_000000453100_00414_47411_2565.N1	25-MAR-2011 16:47:31	Bright	44.500	55	79Zet UMa	2.0600	10200.	89	47411	No
243	GOM_NL__2PRFIN20110325_165244_000000423100_00414_47411_2566.N1	25-MAR-2011 16:52:44	Bright	42.000	60	7Bet UMi	2.0810	3950.0	84	47411	No
244	GOM_NL__2PRFIN20110325_165605_000000513100_00414_47411_2567.N1	25-MAR-2011 16:56:05	Bright	50.500	119	14Eta Dra	2.7270	4700.0	101	47411	No
245	GOM_NL__2PRFIN20110325_170141_000000383100_00414_47411_2568.N1	25-MAR-2011 17:01:41	Bright	37.500	89	5Alp Cep	2.4510	8000.0	75	47411	No
246	GOM_NL__2PRFIN20110325_170649_000000383100_00414_47411_2569.N1	25-MAR-2011 17:06:49	Bright	38.000	19	50Alp Cyg	1.2460	10500.	76	47411	No
247	GOM_NL__2PRFIN20110325_170825_000000423100_00414_47411_2570.N1	25-MAR-2011 17:08:25	Bright	41.500	66	37Gam Cyg	2.2080	5900.0	83	47411	No
248	GOM_NL__2PRFIN20110325_171019_000000413100_00414_47411_2571.N1	25-MAR-2011 17:10:19	Bright	40.500	92	53Eps Cyg	2.5000	4500.0	81	47411	No
249	GOM_NL__2PRFIN20110325_171931_000000563100_00414_47411_2572.N1	25-MAR-2011 17:19:31	Straylight	56.000	11	53Alp Aql	0.76500	8000.0	112	47411	No
250	GOM_NL__2PRFIN20110325_173251_000000553100_00414_47411_2573.N1	25-MAR-2011 17:32:51	Dark	54.500	57	34Sig Sgr	2.0660	26000.	109	47411	No
251	GOM_NL__2PRFIN20110325_173448_000000483100_00414_47411_2574.N1	25-MAR-2011 17:34:48	Dark	48.000	137	22Lam Sgr	2.8240	4400.0	96	47411	No
252	GOM_NL__2PRFIN20110325_173626_000000503100_00414_47411_2575.N1	25-MAR-2011 17:36:26	Dark	50.000	38	20Eps Sgr	1.8360	11000.	100	47411	No
253	GOM_NL__2PRFIN20110325_173953_000000523100_00415_47412_2522.N1	25-MAR-2011 17:39:53	Dark	51.500	85	Kap Sco	2.4070	28000.	103	47412	No
254	GOM_NL__2PRFIN20110325_174136_000000433100_00415_47412_2523.N1	25-MAR-2011 17:41:36	Dark	42.500	141	Bet Ara	2.8400	4600.0	85	47412	No
255	GOM_NL__2PRFIN20110325_174456_000000393100_00415_47412_2524.N1	25-MAR-2011 17:44:56	Dark	38.500	134	Bet TrA	2.8100	6600.0	77	47412	No
256	GOM_NL__2PRFIN20110325_174736_000000573100_00415_47412_2525.N1	25-MAR-2011 17:47:36	Dark	57.000	4	Alp1Cen	-0.010000	5800.0	114	47412	No
257	GOM_NL__2PRFIN20110325_175005_000000453100_00415_47412_2526.N1	25-MAR-2011 17:50:05	Straylight	45.000	78	Alp Lup	2.3040	28000.	90	47412	No
258	GOM_NL__2PRFIN20110325_175139_000000503100_00415_47412_2527.N1	25-MAR-2011 17:51:39	Straylight	50.000	81	Eta Cen	2.3560	28000.	100	47412	No
259	GOM_NL__2PRFIN20110325_175431_000000583100_00415_47412_2528.N1	25-MAR-2011 17:54:31	Straylight	57.500	54	5The Cen	2.0550	4500.0	115	47412	No
260	GOM_NL__2PRFIN20110325_180101_000000473100_00415_47412_2529.N1	25-MAR-2011 18:01:01	Straylight	46.500	106	9Bet Crv	2.6480	5600.0	93	47412	No
261	GOM_NL__2PRFIN20110325_180305_000000473100_00415_47412_2530.N1	25-MAR-2011 18:03:05	Twl_and_stray	46.500	100	4Gam Crv	2.5800	13100.	93	47412	No
262	GOM_NL__2PRFIN20110325_180833_000000503100_00415_47412_2531.N1	25-MAR-2011 18:08:33	Bright	50.000	121	29Gam Vir	2.7400	7200.0	100	47412	No
263	GOM_NL__2PRFIN20110325_181310_000000453100_00415_47412_2532.N1	25-MAR-2011 18:13:10	Bright	44.500	62	94Bet Leo	2.1360	9700.0	89	47412	No
264	GOM_NL__2PRFIN20110325_181437_000000393100_00415_47412_2533.N1	25-MAR-2011 18:14:37	Bright	39.000	96	68Del Leo	2.5600	9300.0	78	47412	No
265	GOM_NL__2PRFIN20110325_182130_000000393100_00415_47412_2534.N1	25-MAR-2011 18:21:30	Bright	39.000	174	52Psi UMa	3.0040	4400.0	78	47412	No
266	GOM_NL__2PRFIN20110325_182448_000000423100_00415_47412_2535.N1	25-MAR-2011 18:24:48	Bright	42.000	82	48Bet UMa	2.3650	10600.	84	47412	No
267	GOM_NL__2PRFIN20110325_182619_000000403100_00415_47412_2536.N1	25-MAR-2011 18:26:19	Bright	39.500	36	50Alp UMa	1.8000	6300.0	79	47412	No
268	GOM_NL__2PRFIN20110325_182744_000000463100_00415_47412_2537.N1	25-MAR-2011 18:27:44	Bright	46.000	55	79Zet UMa	2.0600	10200.	92	47412	No
269	GOM_NL__2PRFIN20110325_183258_000000423100_00415_47412_2538.N1	25-MAR-2011 18:32:58	Bright	41.500	60	7Bet UMi	2.0810	3950.0	83	47412	No
270	GOM_NL__2PRFIN20110325_183618_000000503100_00415_47412_2539.N1	25-MAR-2011 18:36:18	Bright	49.500	119	14Eta Dra	2.7270	4700.0	99	47412	No
271	GOM_NL__2PRFIN20110325_184155_000000343100_00415_47412_2540.N1	25-MAR-2011 18:41:55	Bright	34.000	89	5Alp Cep	2.4510	8000.0	68	47412	No
272	GOM_NL__2PRFIN20110325_184703_000000423100_00415_47412_2541.N1	25-MAR-2011 18:47:03	Bright	41.500	19	50Alp Cyg	1.2460	10500.	83	47412	No
273	GOM_NL__2PRFIN20110325_184839_000000433100_00415_47412_2542.N1	25-MAR-2011 18:48:39	Bright	42.500	66	37Gam Cyg	2.2080	5900.0	85	47412	No
274	GOM_NL__2PRFIN20110325_185033_000000413100_00415_47412_2543.N1	25-MAR-2011 18:50:33	Bright	41.000	92	53Eps Cyg	2.5000	4500.0	82	47412	No
275	GOM_NL__2PRFIN20110325_185946_000000663100_00415_47412_2544.N1	25-MAR-2011 18:59:46	Straylight	65.500	11	53Alp Aql	0.76500	8000.0	131	47412	No
276	GOM_NL__2PRFIN20110325_191306_000000533100_00415_47412_2545.N1	25-MAR-2011 19:13:06	Dark	52.500	57	34Sig Sgr	2.0660	26000.	105	47412	No
277	GOM_NL__2PRFIN20110325_191504_000000433100_00415_47412_2546.N1	25-MAR-2011 19:15:04	Dark	43.000	137	22Lam Sgr	2.8240	4400.0	86	47412	No
278	GOM_NL__2PRFIN20110325_191642_000000513100_00415_47412_2547.N1	25-MAR-2011 19:16:42	Dark	50.500	38	20Eps Sgr	1.8360	11000.	101	47412	No

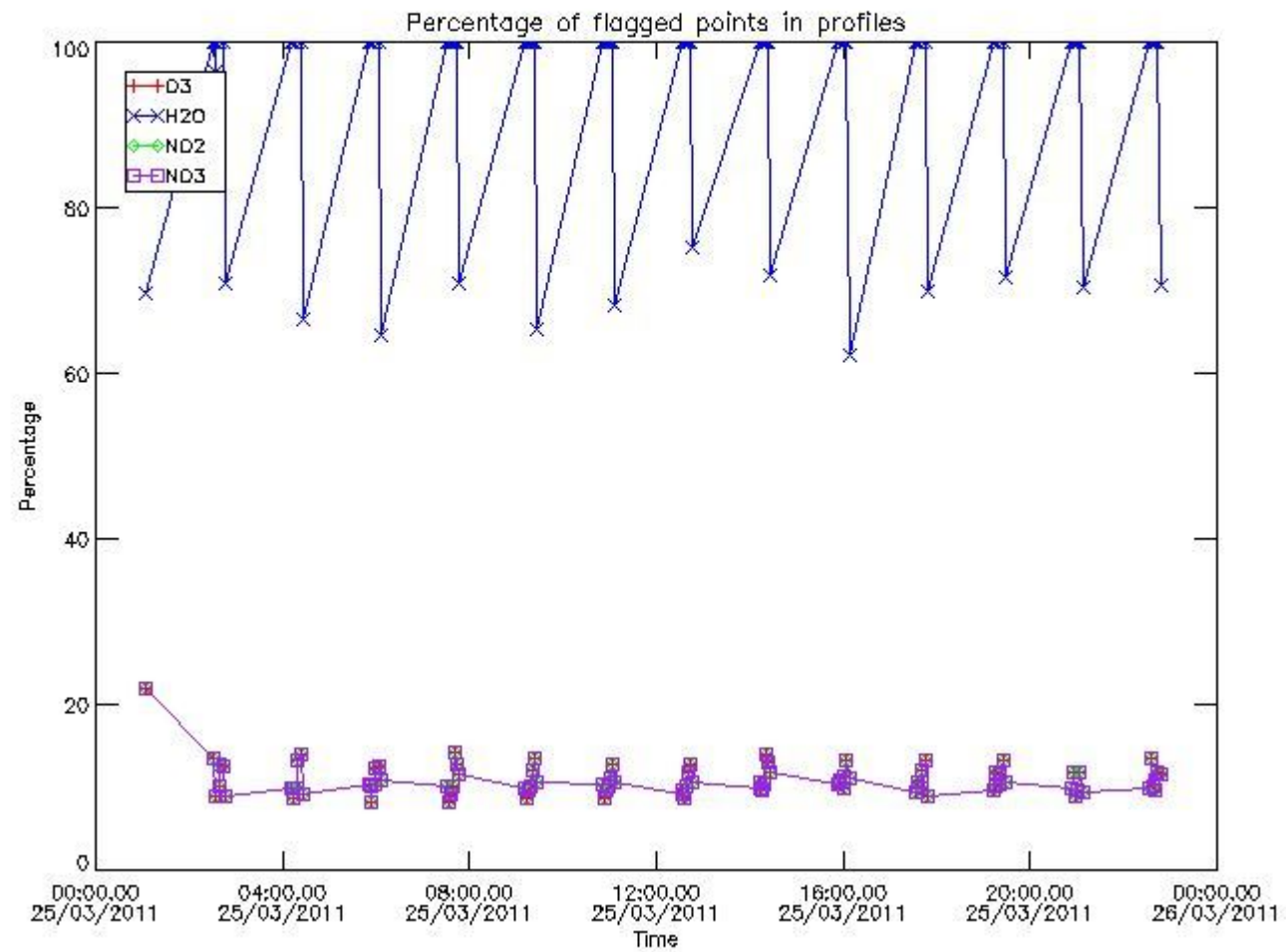
279	GOM_NL__2PRFIN20110325_192009_000000493100_00416_47413_2487.N1	25-MAR-2011 19:20:09	Dark	49.000	85	Kap Sco	2.4070	28000.	98	47413	No
280	GOM_NL__2PRFIN20110325_192150_000000453100_00416_47413_2488.N1	25-MAR-2011 19:21:50	Dark	44.500	141	Bet Ara	2.8400	4600.0	89	47413	No
281	GOM_NL__2PRFIN20110325_192511_000000393100_00416_47413_2489.N1	25-MAR-2011 19:25:11	Dark	38.500	134	Bet TrA	2.8100	6600.0	77	47413	No
282	GOM_NL__2PRFIN20110325_192751_000000533100_00416_47413_2490.N1	25-MAR-2011 19:27:51	Dark	53.000	4	Alp1Cen	-0.010000	5800.0	106	47413	No
283	GOM_NL__2PRFIN20110325_193019_000000463100_00416_47413_2491.N1	25-MAR-2011 19:30:19	Straylight	45.500	78	Alp Lup	2.3040	28000.	91	47413	No
284	GOM_NL__2PRFIN20110325_193153_000000493100_00416_47413_2492.N1	25-MAR-2011 19:31:53	Straylight	48.500	81	Eta Cen	2.3560	28000.	97	47413	No
285	GOM_NL__2PRFIN20110325_193446_000000563100_00416_47413_2493.N1	25-MAR-2011 19:34:46	Straylight	55.500	54	5The Cen	2.0550	4500.0	111	47413	No
286	GOM_NL__2PRFIN20110325_194116_000000453100_00416_47413_2494.N1	25-MAR-2011 19:41:16	Straylight	44.500	106	9Bet Crv	2.6480	5600.0	89	47413	No
287	GOM_NL__2PRFIN20110325_194319_000000433100_00416_47413_2495.N1	25-MAR-2011 19:43:19	Tw_i_and_stray	42.500	100	4Gam Crv	2.5800	13100.	85	47413	No
288	GOM_NL__2PRFIN20110325_194847_000000493100_00416_47413_2496.N1	25-MAR-2011 19:48:47	Bright	48.500	121	29Gam Vir	2.7400	7200.0	97	47413	No
289	GOM_NL__2PRFIN20110325_195324_000000423100_00416_47413_2497.N1	25-MAR-2011 19:53:24	Bright	42.000	62	94Bet Leo	2.1360	9700.0	84	47413	No
290	GOM_NL__2PRFIN20110325_195451_000000393100_00416_47413_2498.N1	25-MAR-2011 19:54:51	Bright	38.500	96	68Del Leo	2.5600	9300.0	77	47413	No
291	GOM_NL__2PRFIN20110325_200144_000000373100_00416_47413_2499.N1	25-MAR-2011 20:01:44	Bright	37.000	174	52Psi UMa	3.0040	4400.0	74	47413	No
292	GOM_NL__2PRFIN20110325_200502_000000383100_00416_47413_2500.N1	25-MAR-2011 20:05:02	Bright	37.500	82	48Bet UMa	2.3650	10600.	75	47413	No
293	GOM_NL__2PRFIN20110325_200633_000000543100_00416_47413_2501.N1	25-MAR-2011 20:06:33	Bright	54.000	36	50Alp UMa	1.8000	6300.0	108	47413	No
294	GOM_NL__2PRFIN20110325_200757_000000633100_00416_47413_2502.N1	25-MAR-2011 20:07:57	Bright	63.000	55	79Zet UMa	2.0600	10200.	126	47413	No
295	GOM_NL__2PRFIN20110325_201311_000000433100_00416_47413_2503.N1	25-MAR-2011 20:13:11	Bright	42.500	60	7Bet UMi	2.0810	3950.0	85	47413	No
296	GOM_NL__2PRFIN20110325_201631_000000483100_00416_47413_2504.N1	25-MAR-2011 20:16:31	Bright	48.000	119	14Eta Dra	2.7270	4700.0	96	47413	No
297	GOM_NL__2PRFIN20110325_202209_000000343100_00416_47413_2505.N1	25-MAR-2011 20:22:09	Bright	34.000	89	5Alp Cep	2.4510	8000.0	68	47413	No
298	GOM_NL__2PRFIN20110325_202717_000000573100_00416_47413_2506.N1	25-MAR-2011 20:27:17	Bright	57.000	19	50Alp Cyg	1.2460	10500.	114	47413	No
299	GOM_NL__2PRFIN20110325_202853_000000403100_00416_47413_2507.N1	25-MAR-2011 20:28:53	Bright	40.000	66	37Gam Cyg	2.2080	5900.0	80	47413	No
300	GOM_NL__2PRFIN20110325_203047_000000413100_00416_47413_2508.N1	25-MAR-2011 20:30:47	Bright	41.000	92	53Eps Cyg	2.5000	4500.0	82	47413	No
301	GOM_NL__2PRFIN20110325_204001_000000613100_00416_47413_2509.N1	25-MAR-2011 20:40:01	Straylight	60.500	11	53Alp Aql	0.76500	8000.0	121	47413	No
302	GOM_NL__2PRFIN20110325_205321_000000523100_00416_47413_2510.N1	25-MAR-2011 20:53:21	Dark	51.500	57	34Sig Sgr	2.0660	26000.	103	47413	No
303	GOM_NL__2PRFIN20110325_205519_000000433100_00416_47413_2511.N1	25-MAR-2011 20:55:19	Dark	43.000	137	22Lam Sgr	2.8240	4400.0	86	47413	No
304	GOM_NL__2PRFIN20110325_205657_000000573100_00416_47413_2512.N1	25-MAR-2011 20:56:57	Dark	57.000	38	20Eps Sgr	1.8360	11000.	114	47413	No
305	GOM_NL__2PRFIN20110325_210023_000000533100_00417_47414_2470.N1	25-MAR-2011 21:00:23	Dark	53.000	85	Kap Sco	2.4070	28000.	106	47414	No
306	GOM_NL__2PRFIN20110325_210205_000000443100_00417_47414_2471.N1	25-MAR-2011 21:02:05	Dark	43.500	141	Bet Ara	2.8400	4600.0	87	47414	No
307	GOM_NL__2PRFIN20110325_210805_000000553100_00417_47414_2472.N1	25-MAR-2011 21:08:05	Dark	54.500	4	Alp1Cen	-0.010000	5800.0	109	47414	No
308	GOM_NL__2PRFIN20110325_211034_000000463100_00417_47414_2473.N1	25-MAR-2011 21:10:34	Straylight	46.000	78	Alp Lup	2.3040	28000.	92	47414	No
309	GOM_NL__2PRFIN20110325_211208_000000543100_00417_47414_2474.N1	25-MAR-2011 21:12:08	Straylight	53.500	81	Eta Cen	2.3560	28000.	107	47414	No
310	GOM_NL__2PRFIN20110325_211501_000000563100_00417_47414_2475.N1	25-MAR-2011 21:15:01	Straylight	55.500	54	5The Cen	2.0550	4500.0	111	47414	No
311	GOM_NL__2PRFIN20110325_212130_000000493100_00417_47414_2476.N1	25-MAR-2011 21:21:30	Straylight	48.500	106	9Bet Crv	2.6480	5600.0	97	47414	No
312	GOM_NL__2PRFIN20110325_212333_000000453100_00417_47414_2477.N1	25-MAR-2011 21:23:33	Tw_i_and_stray	45.000	100	4Gam Crv	2.5800	13100.	90	47414	No
313	GOM_NL__2PRFIN20110325_212900_000000493100_00417_47414_2478.N1	25-MAR-2011 21:29:00	Bright	48.500	121	29Gam Vir	2.7400	7200.0	97	47414	No
314	GOM_NL__2PRFIN20110325_213337_000000433100_00417_47414_2479.N1	25-MAR-2011 21:33:37	Bright	42.500	62	94Bet Leo	2.1360	9700.0	85	47414	No
315	GOM_NL__2PRFIN20110325_213505_000000393100_00417_47414_2480.N1	25-MAR-2011 21:35:05	Bright	38.500	96	68Del Leo	2.5600	9300.0	77	47414	No
316	GOM_NL__2PRFIN20110325_214158_000000513100_00417_47414_2481.N1	25-MAR-2011 21:41:58	Bright	51.000	174	52Psi UMa	3.0040	4400.0	102	47414	No
317	GOM_NL__2PRFIN20110325_214516_000000393100_00417_47414_2482.N1	25-MAR-2011 21:45:16	Bright	38.500	82	48Bet UMa	2.3650	10600.	77	47414	No
318	GOM_NL__2PRFIN20110325_214647_000000403100_00417_47414_2483.N1	25-MAR-2011 21:46:47	Bright	39.500	36	50Alp UMa	1.8000	6300.0	79	47414	No
319	GOM_NL__2PRFIN20110325_214811_000000463100_00417_47414_2484.N1	25-MAR-2011 21:48:11	Bright	45.500	55	79Zet UMa	2.0600	10200.	91	47414	No
320	GOM_NL__2PRFIN20110325_215325_000000413100_00417_47414_2485.N1	25-MAR-2011 21:53:25	Bright	40.500	60	7Bet UMi	2.0810	3950.0	81	47414	No
321	GOM_NL__2PRFIN20110325_215645_000000503100_00417_47414_2486.N1	25-MAR-2011 21:56:45	Bright	49.500	119	14Eta Dra	2.7270	4700.0	99	47414	No
322	GOM_NL__2PRFIN20110325_220223_000000373100_00417_47414_2487.N1	25-MAR-2011 22:02:23	Bright	37.000	89	5Alp Cep	2.4510	8000.0	74	47414	No
323	GOM_NL__2PRFIN20110325_220731_000000403100_00417_47414_2488.N1	25-MAR-2011 22:07:31	Bright	40.000	19	50Alp Cyg	1.2460	10500.	80	47414	No
324	GOM_NL__2PRFIN20110325_220907_000000413100_00417_47414_2489.N1	25-MAR-2011 22:09:07	Bright	40.500	66	37Gam Cyg	2.2080	5900.0	81	47414	No
325	GOM_NL__2PRFIN20110325_221101_000000403100_00417_47414_2490.N1	25-MAR-2011 22:11:01	Bright	40.000	92	53Eps Cyg	2.5000	4500.0	80	47414	No
326	GOM_NL__2PRFIN20110325_222015_000000613100_00417_47414_2491.N1	25-MAR-2011 22:20:15	Straylight	60.500	11	53Alp Aql	0.76500	8000.0	121	47414	No
327	GOM_NL__2PRFIN20110325_223336_000000513100_00417_47414_2492.N1	25-MAR-2011 22:33:36	Dark	51.000	57	34Sig Sgr	2.0660	26000.	102	47414	No
328	GOM_NL__2PRFIN20110325_223535_000000383100_00417_47414_2493.N1	25-MAR-2011 22:35:35	Dark	38.000	137	22Lam Sgr	2.8240	4400.0	76	47414	No
329	GOM_NL__2PRFIN20110325_223712_000000563100_00417_47414_2494.N1	25-MAR-2011 22:37:12	Dark	55.500	38	20Eps Sgr	1.8360	11000.	111	47414	No
330	GOM_NL__2PRFIN20110325_224039_000000533100_00418_47415_2490.N1	25-MAR-2011 22:40:39	Dark	53.000	85	Kap Sco	2.4070	28000.	106	47415	No
331	GOM_NL__2PRFIN20110325_224220_000000443100_00418_47415_2491.N1	25-MAR-2011 22:42:20	Dark	43.500	141	Bet Ara	2.8400	4600.0	87	47415	No
332	GOM_NL__2PRFIN20110325_224820_000000453100_00418_47415_2492.N1	25-MAR-2011 22:48:20	Dark	44.500	4	Alp1Cen	-0.010000	5800.0	89	47415	No
333	GOM_NL__2PRFIN20110325_225049_000000473100_00418_47415_2493.N1	25-MAR-2011 22:50:49	Straylight	47.000	78	Alp Lup	2.3040	28000.	94	47415	No
334	GOM_NL__2PRFIN20110325_225223_000000523100_00418_47415_2494.N1	25-MAR-2011 22:52:23	Straylight	51.500	81	Eta Cen	2.3560	28000.	103	47415	No
335	GOM_NL__2PRFIN20110325_225515_000000503100_00418_47415_2495.N1	25-MAR-2011 22:55:15	Straylight	50.000	54	5The Cen	2.0550	4500.0	100	47415	No
336	GOM_NL__2PRFIN20110325_230144_000000473100_00418_47415_2496.N1	25-MAR-2011 23:01:44	Straylight	47.000	106	9Bet Crv	2.6480	5600.0	94	47415	No
337	GOM_NL__2PRFIN20110325_230347_000000463100_00418_47415_2497.N1	25-MAR-2011 23:03:47	Tw_i_and_stray	46.000	100	4Gam Crv	2.5800	13100.	92	47415	No

338	GOM_NL__2PRFIN20110325_230914_000000483100_00418_47415_2498.N1	25-MAR-2011 23:09:14	Bright	48.000	121	29Gam Vir	2.7400	7200.0	96	47415	No
339	GOM_NL__2PRFIN20110325_231351_000000413100_00418_47415_2499.N1	25-MAR-2011 23:13:51	Bright	41.000	62	94Bet Leo	2.1360	9700.0	82	47415	No
340	GOM_NL__2PRFIN20110325_231519_000000383100_00418_47415_2500.N1	25-MAR-2011 23:15:19	Bright	38.000	96	68Del Leo	2.5600	9300.0	76	47415	No
341	GOM_NL__2PRFIN20110325_232212_000000393100_00418_47415_2501.N1	25-MAR-2011 23:22:12	Bright	38.500	174	52Psi UMa	3.0040	4400.0	77	47415	No
342	GOM_NL__2PRFIN20110325_232530_000000363100_00418_47415_2502.N1	25-MAR-2011 23:25:30	Bright	36.000	82	48Bet UMa	2.3650	10600.	72	47415	No
343	GOM_NL__2PRFIN20110325_232701_000000383100_00418_47415_2503.N1	25-MAR-2011 23:27:01	Bright	37.500	36	50Alp UMa	1.8000	6300.0	75	47415	No
344	GOM_NL__2PRFIN20110325_232824_000000633100_00418_47415_2504.N1	25-MAR-2011 23:28:24	Bright	63.000	55	79Zet UMa	2.0600	10200.	126	47415	No
345	GOM_NL__2PRFIN20110325_233338_000000423100_00418_47415_2505.N1	25-MAR-2011 23:33:38	Bright	41.500	60	7Bet UMi	2.0810	3950.0	83	47415	No
346	GOM_NL__2PRFIN20110325_233658_000000473100_00418_47415_2506.N1	25-MAR-2011 23:36:58	Bright	47.000	119	14Eta Dra	2.7270	4700.0	94	47415	No
347	GOM_NL__2PRFIN20110325_234237_000000383100_00418_47415_2507.N1	25-MAR-2011 23:42:37	Bright	37.500	89	5Alp Cep	2.4510	8000.0	75	47415	No
348	GOM_NL__2PRFIN20110325_234745_000000413100_00418_47415_2508.N1	25-MAR-2011 23:47:45	Bright	40.500	19	50Alp Cyg	1.2460	10500.	81	47415	No
349	GOM_NL__2PRFIN20110325_234921_000000403100_00418_47415_2509.N1	25-MAR-2011 23:49:21	Bright	39.500	66	37Gam Cyg	2.2080	5900.0	79	47415	No
350	GOM_NL__2PRFIN20110325_235115_000000403100_00418_47415_2510.N1	25-MAR-2011 23:51:15	Bright	40.000	92	53Eps Cyg	2.5000	4500.0	80	47415	No

3. Quality information per product

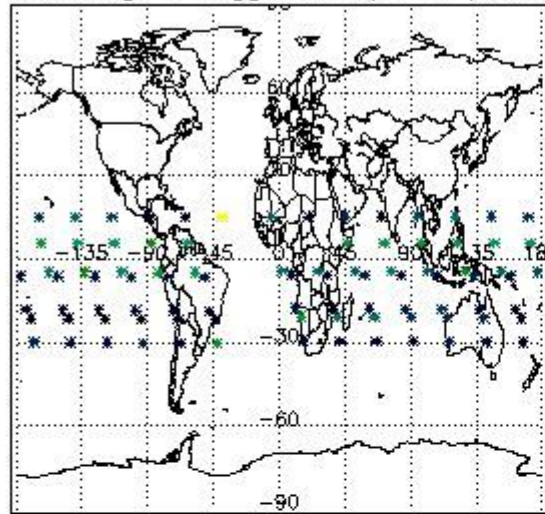
In this section it is plotted some information contained in the Quality Summary data set of the level 2 products. Only products in dark limb conditions and without errors (error flag in the MPH set to "0") are used.

3.1 Plot quality information per product (time dependant)

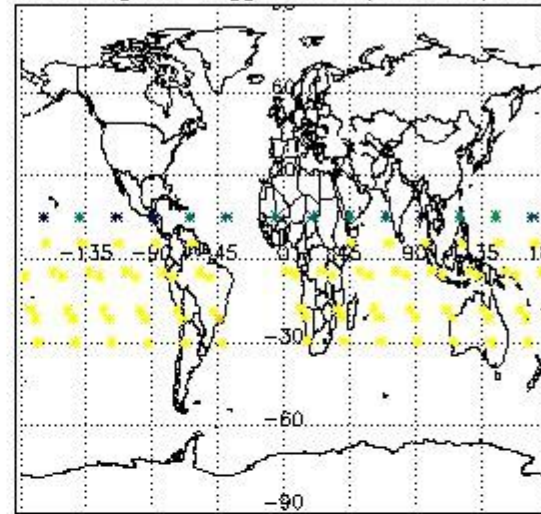


3.2 Plot quality information per product (world map)

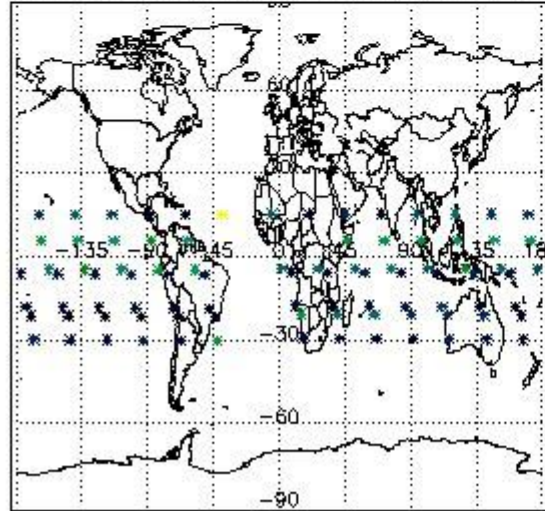
Percentage of flagged data per O3 profile



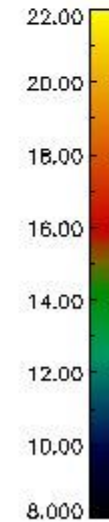
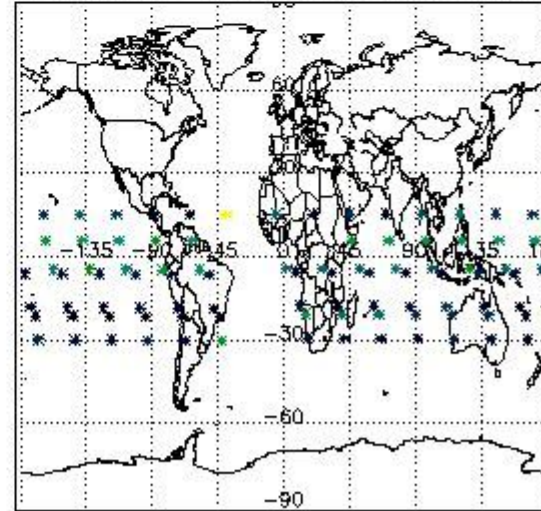
Percentage of flagged data per H2O profile



Percentage of flagged data per NO2 profile



Percentage of flagged data per NO3 profile

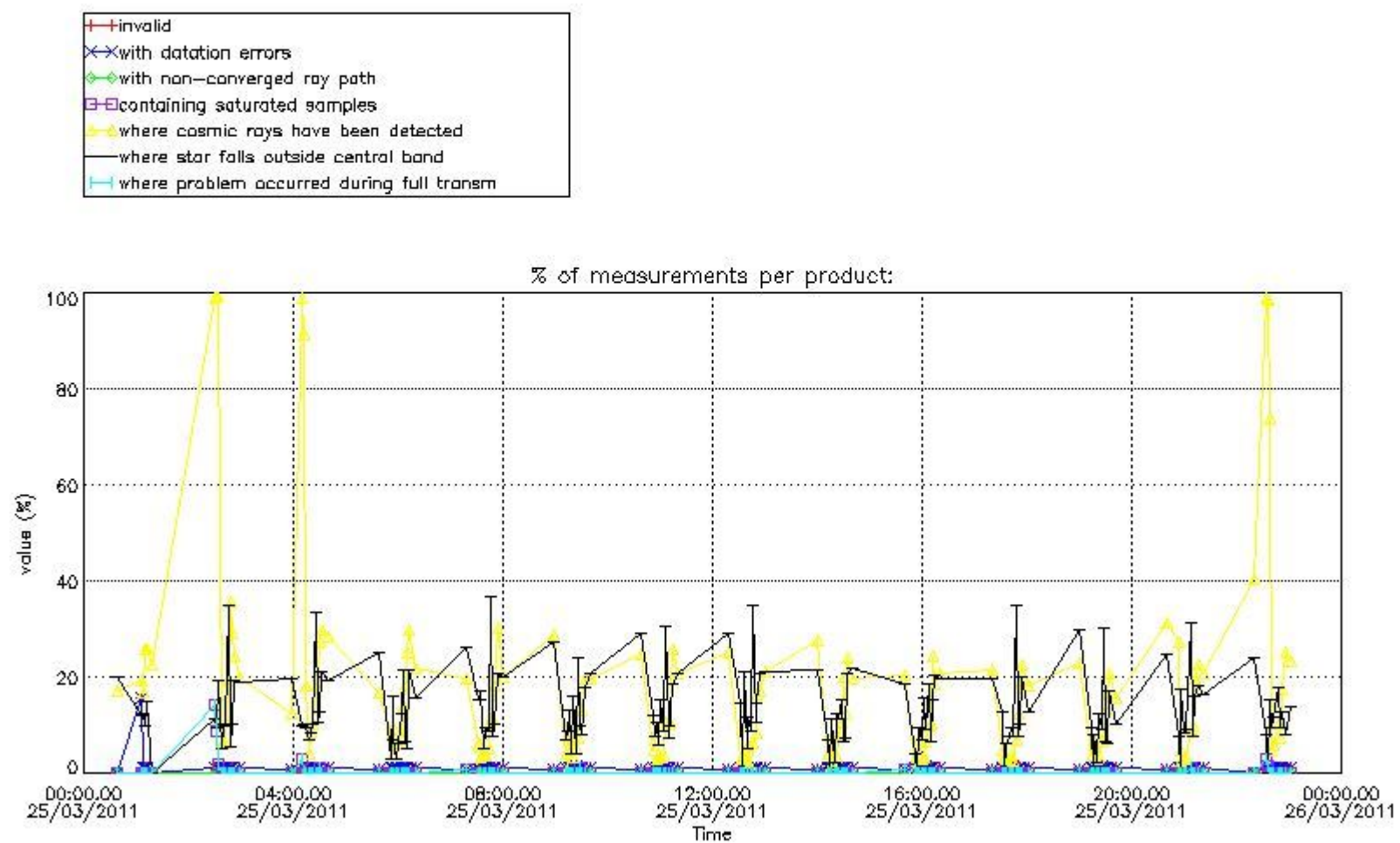


4. Level 1 quality information per product

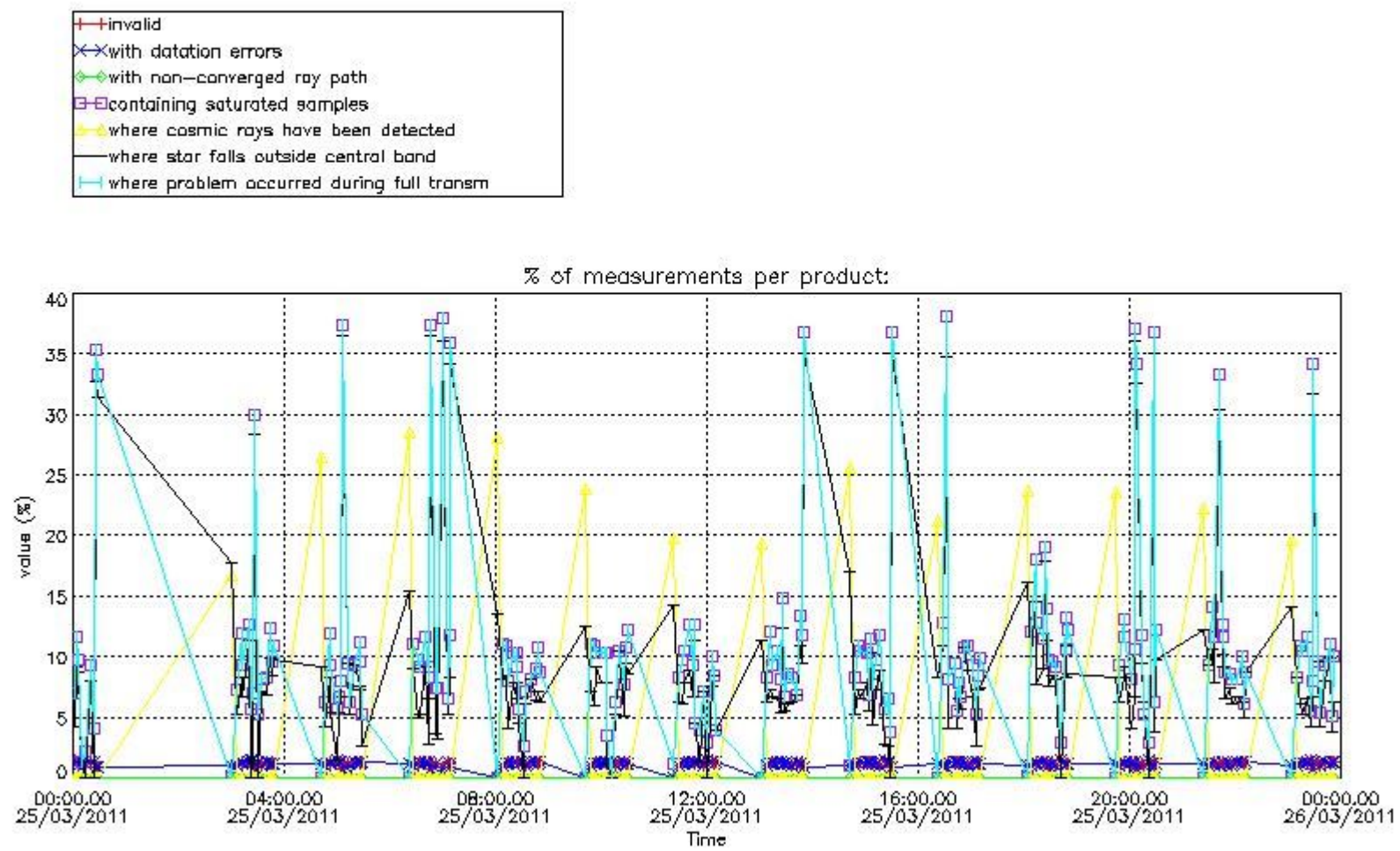
In this section it is plotted some information contained in the Quality Summary data set of the level 2 products that comes from the level 1b processing. Products without errors (error flag in the MPH set to "0") are used.

4.1 Plot quality information per product (time dependant) coming from level 1b processing

4.1.1 Plot level 1 quality information per product (time dependant): ENVISAT ASCENDING passes



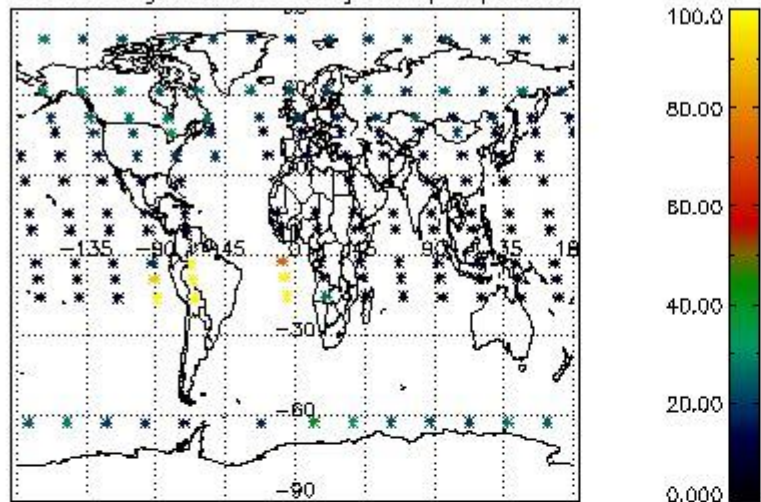
4.1.2 Plot level 1 quality information per product (time dependant): ENVI SAT DESCENDING passes



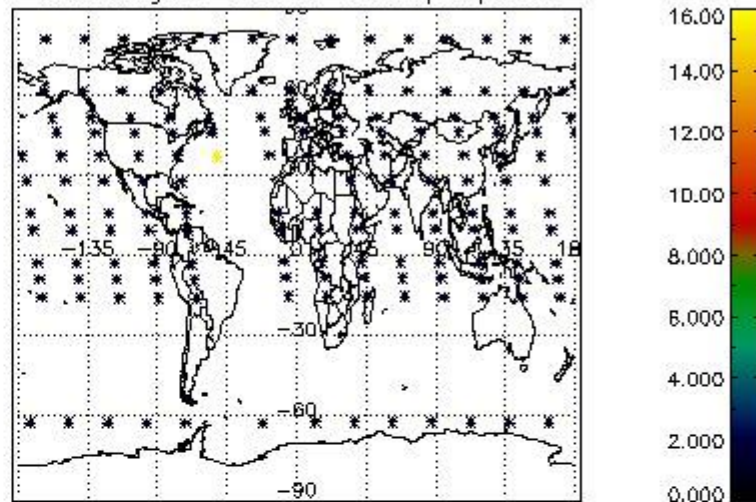
4.2 Plot quality information per product coming from level 1b processing (world map)

4.2.1 Plot level 1 quality information per product (world map): ENVISAT ASCENDING passes

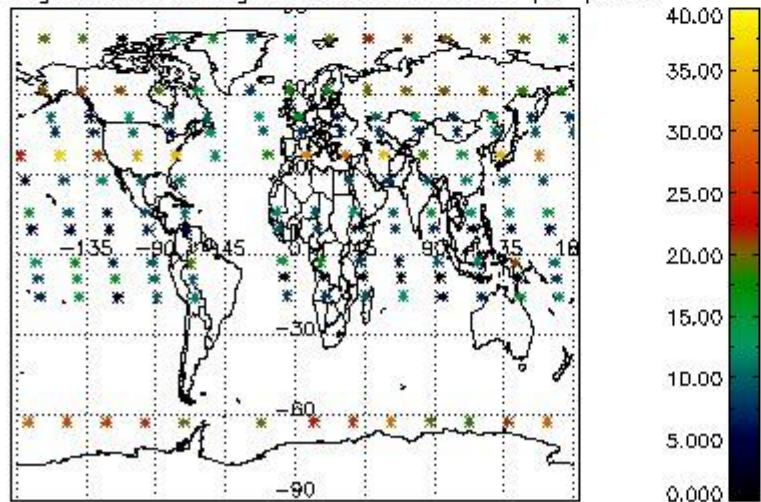
Percentage of cosmic ray hits per profile



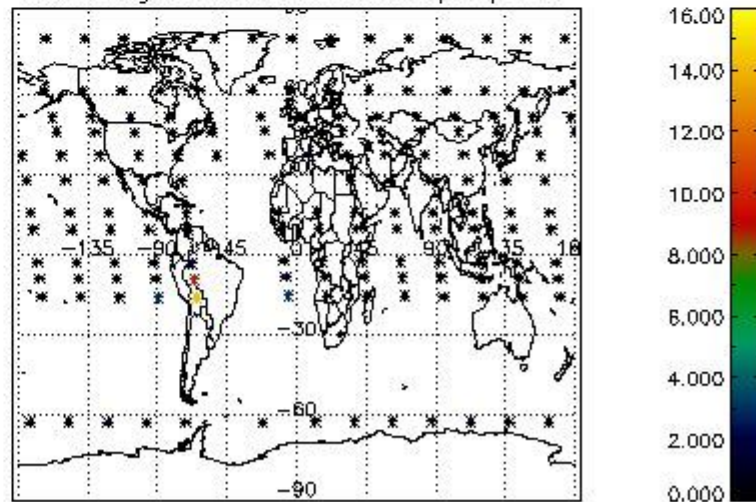
Percentage of datation errors per profile



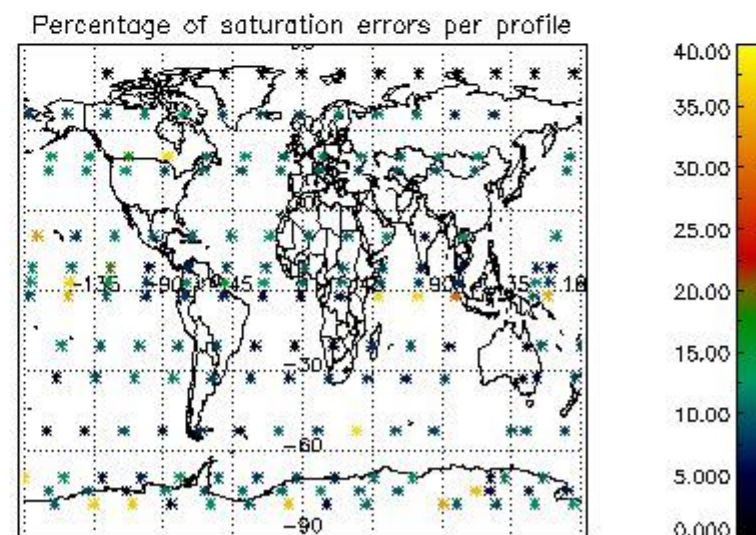
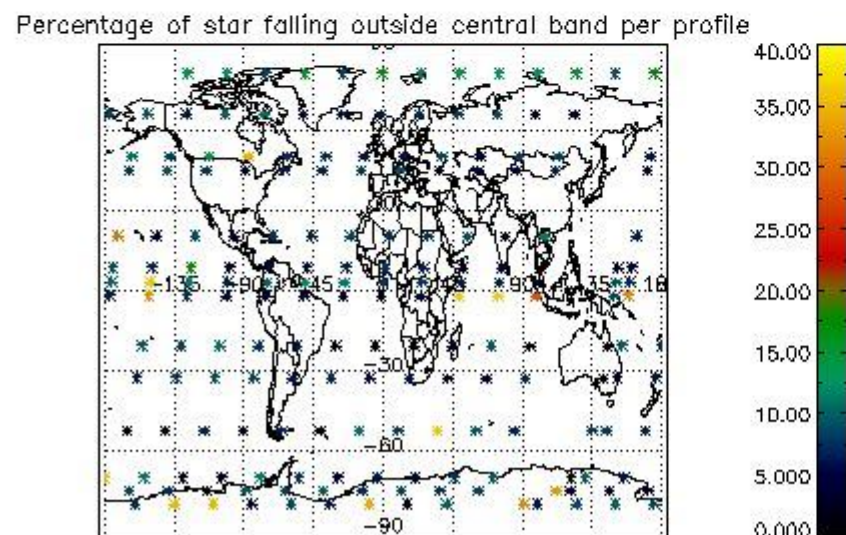
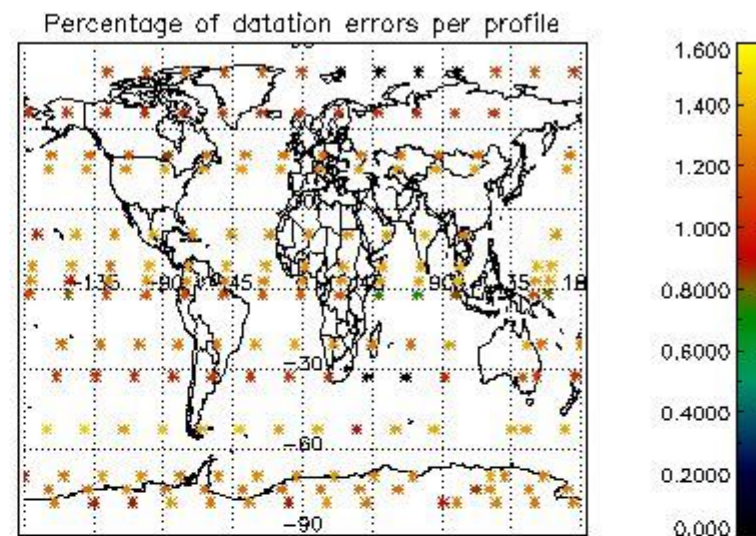
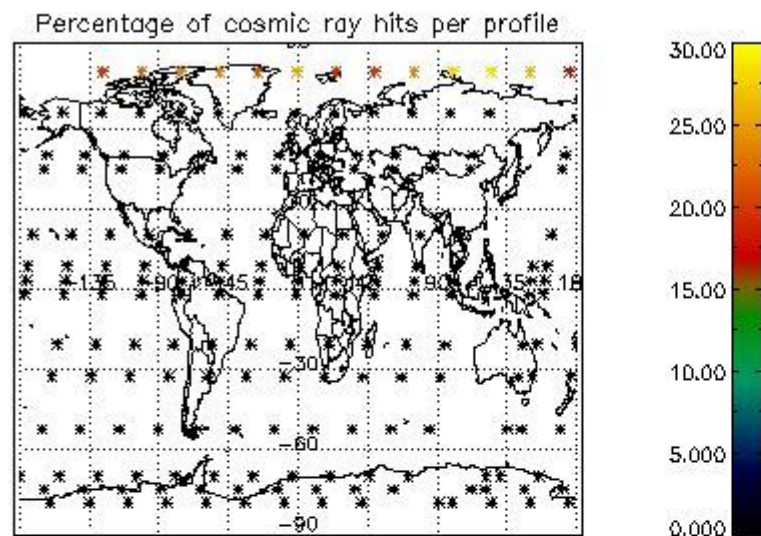
Percentage of star falling outside central band per profile



Percentage of saturation errors per profile



4.2.2 Plot level 1 quality information per product (world map): ENVISAT DESCENDING passes



5. Trace gas profiles

5.1 Ozone statistics based on quality of products

The final quality of the products can be "measured" using the STD (Standard Deviation) attached to every point profile. This information is written to the parameter GOM_NL__2P/NL_LOCAL_SPECIES_DENSITY/o3_std of the level 2 products. The table below shows the statistics for given STD ranges.

The statistics are given with respect to the overall valid production:

- Products without fatal errors: GOM_NL__2P/MPH/PRODUCT_ERR=0
- Valid point profile: GOM_NL__2P/NL_LOCAL_SPECIES_DENSITY/pcd(0)=0

The 'Criteria' is applied to valid points of dark limb products:

- Products in dark limb illumination condition: GOM_NL__2P/NL_SUMMARY_QUALITY/obs_ill_cond=0
- Products without fatal errors: GOM_NL__2P/MPH/PRODUCT_ERR=0
- Valid point profile: GOM_NL__2P/NL_LOCAL_SPECIES_DENSITY/pcd(0)=0

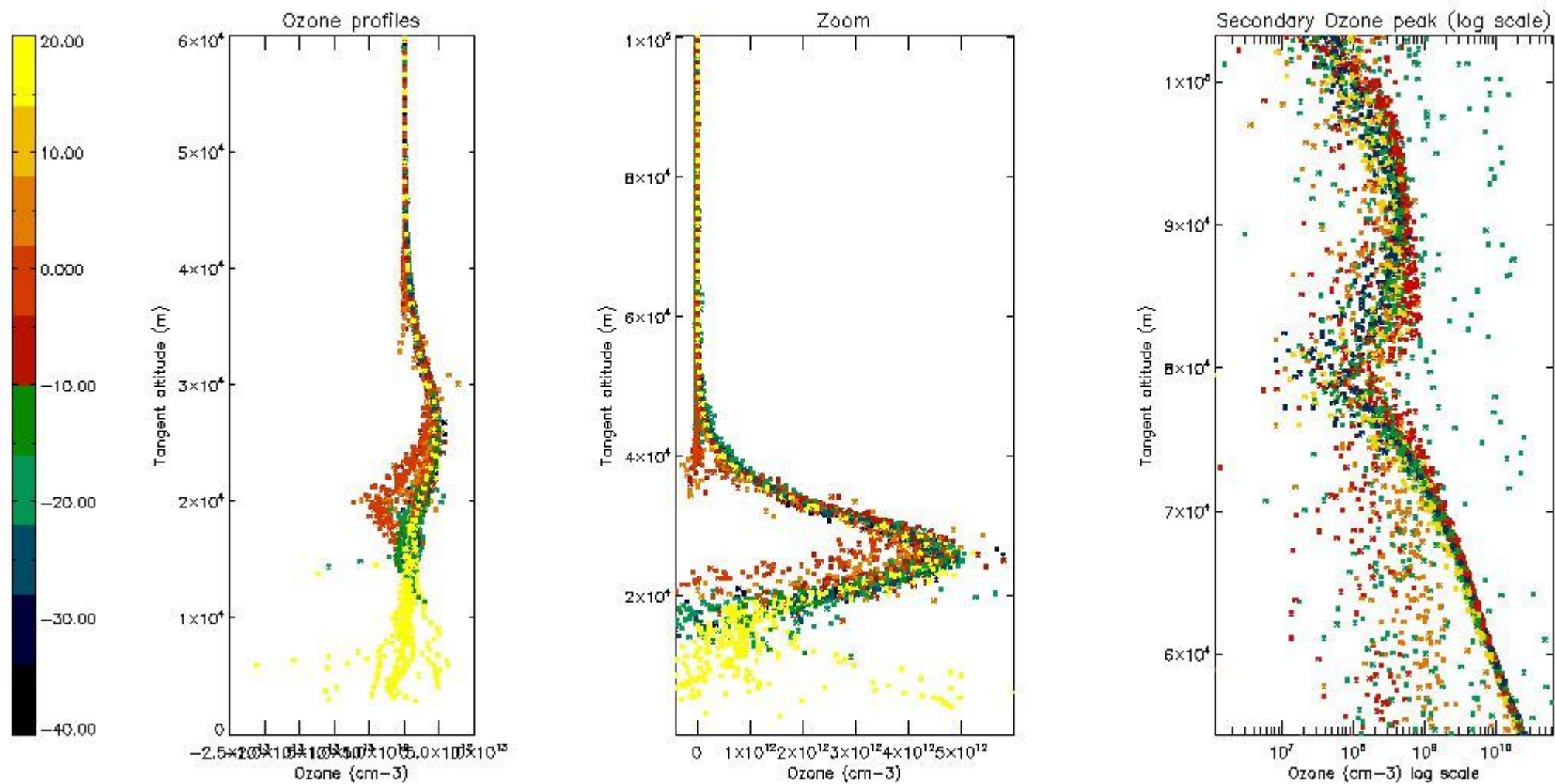
So, the table below shows the percentage of dark limb and valid observations for each criteria with respect to the overall valid daily observations.

Criteria	% of total production
All STD	28
STD < 20	13

STD < 10	10
STD < 5	7

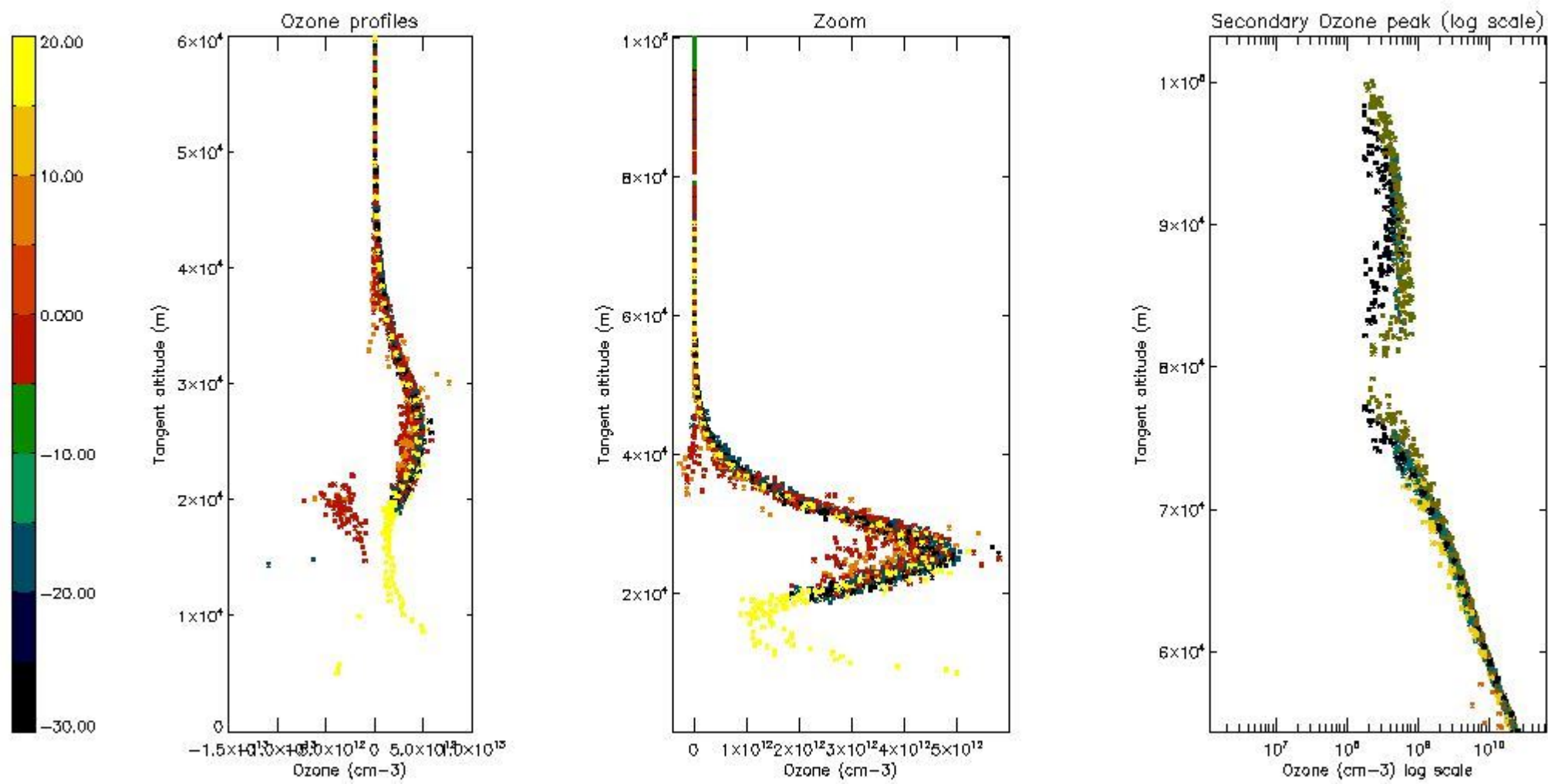
5.2 Plot ozone profiles for all STD (dark without errors)

The colorbar represents the latitude.



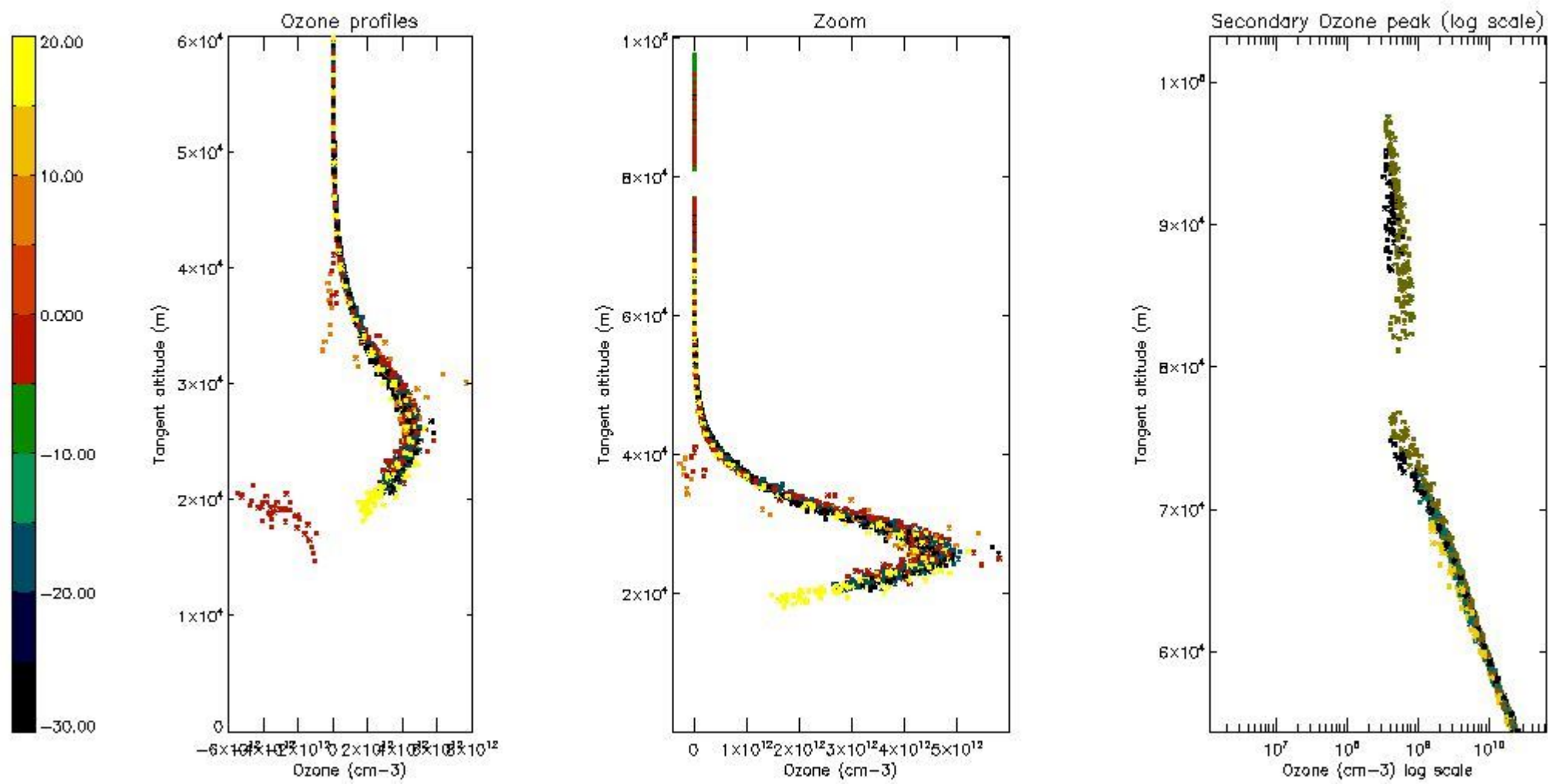
5.3 Plot ozone profiles where STD < 20% (dark without errors)

The colorbar represents the latitude.



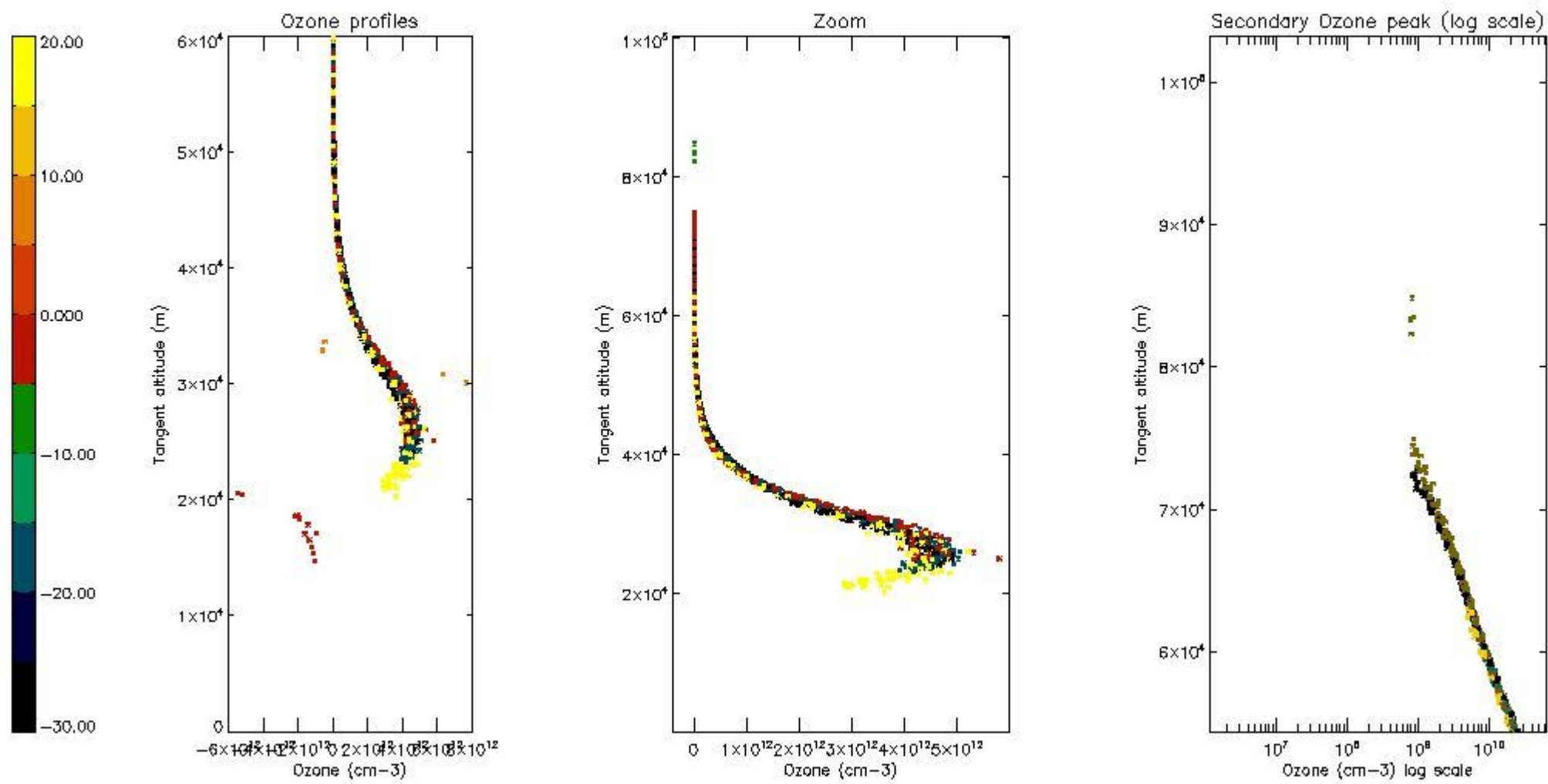
5.4 Plot ozone profiles where STD < 10% (dark without errors)

The colorbar represents the latitude.



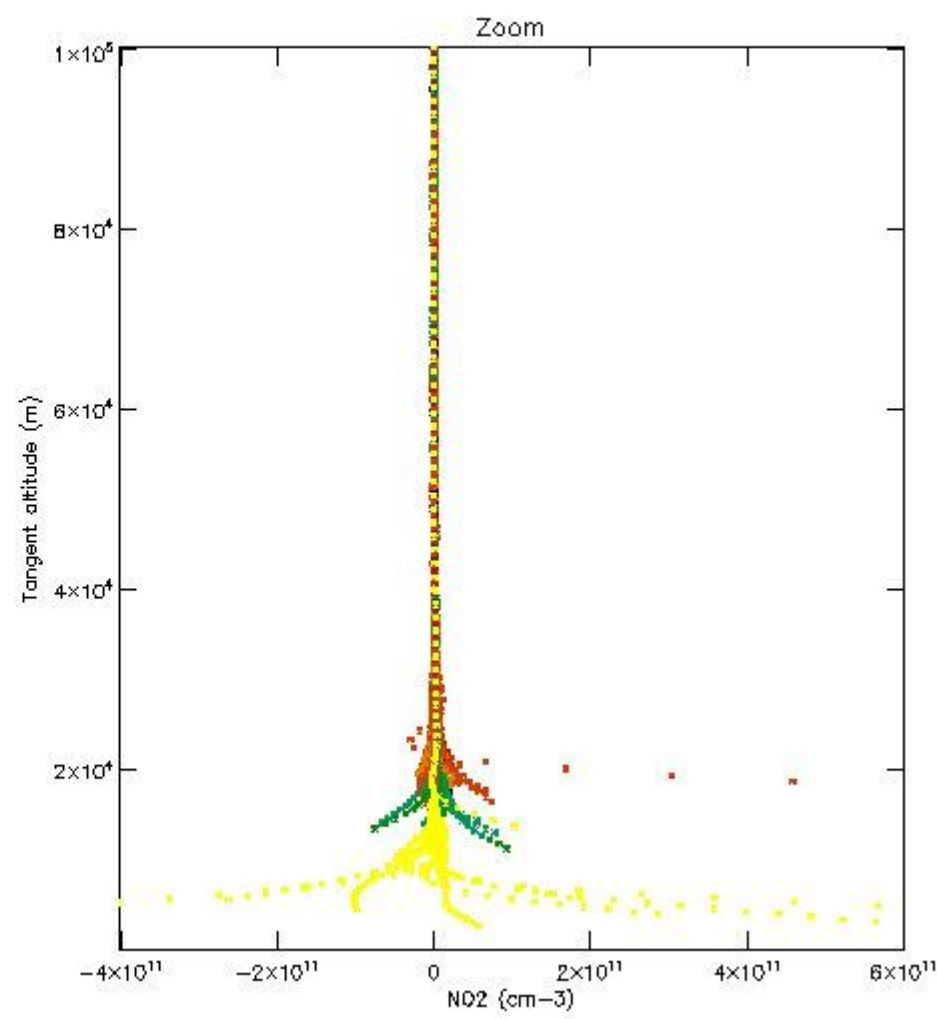
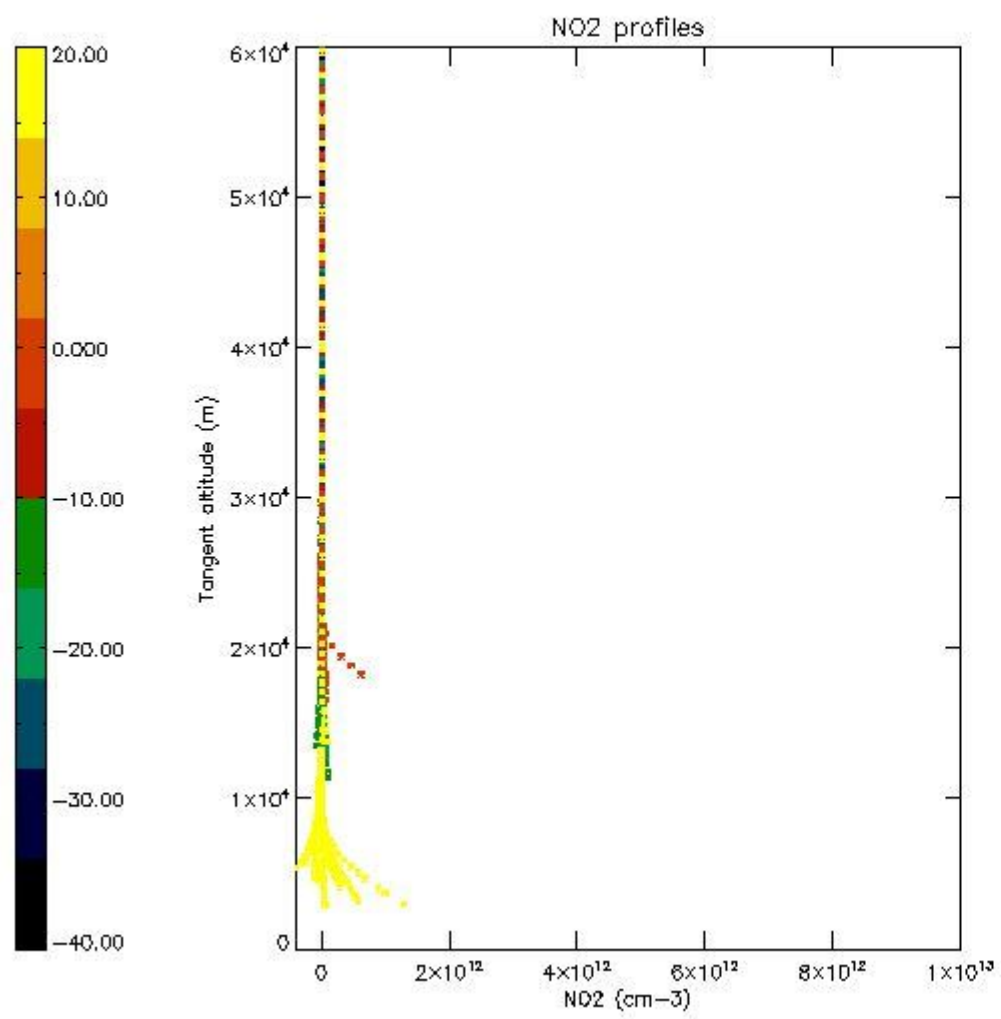
5.5 Plot ozone profiles where STD < 5% (dark without errors)

The colorbar represents the latitude.



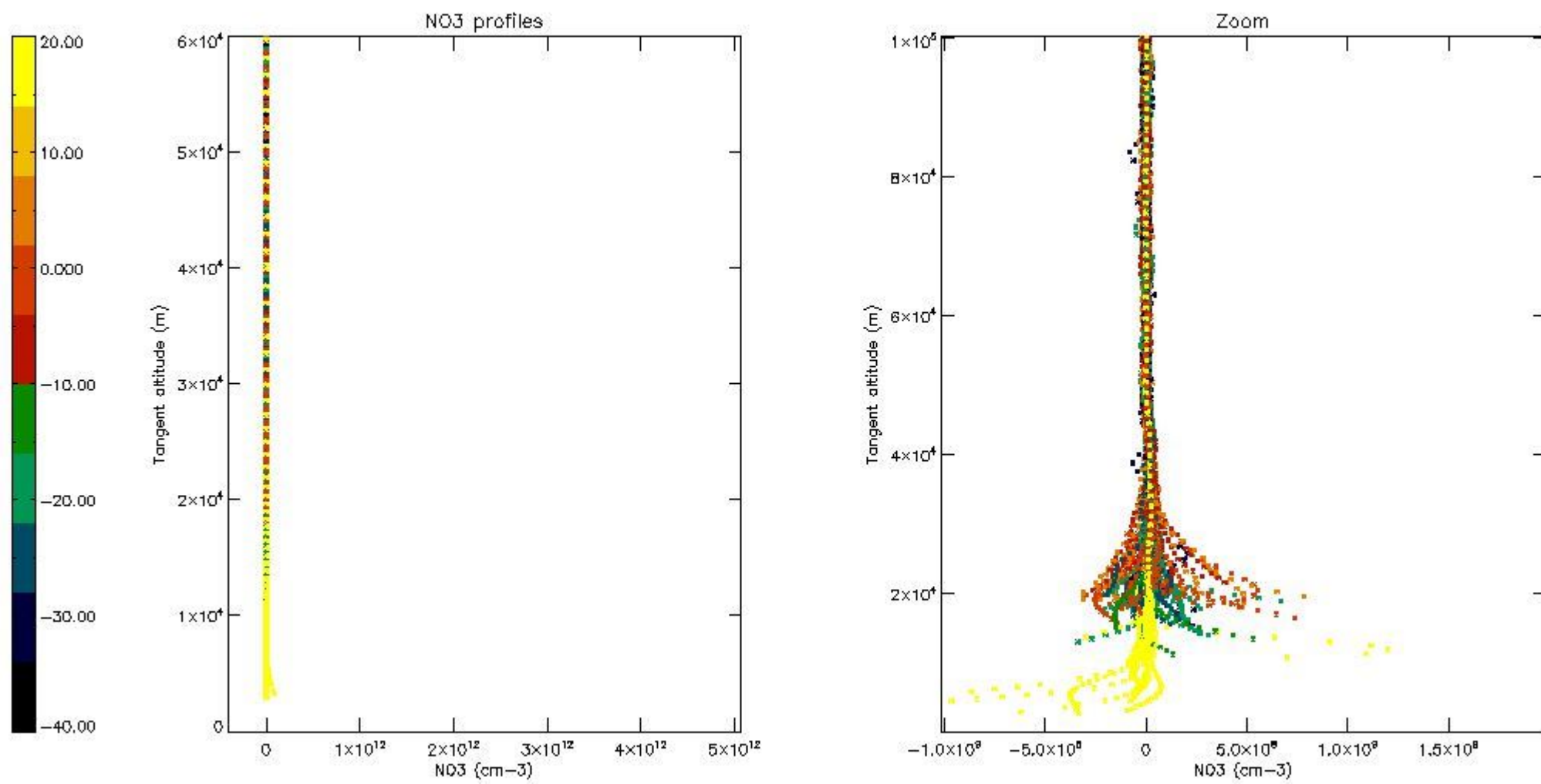
5.6 Plot NO₂ profiles for all STD (dark without errors)

The colorbar represents the latitude.



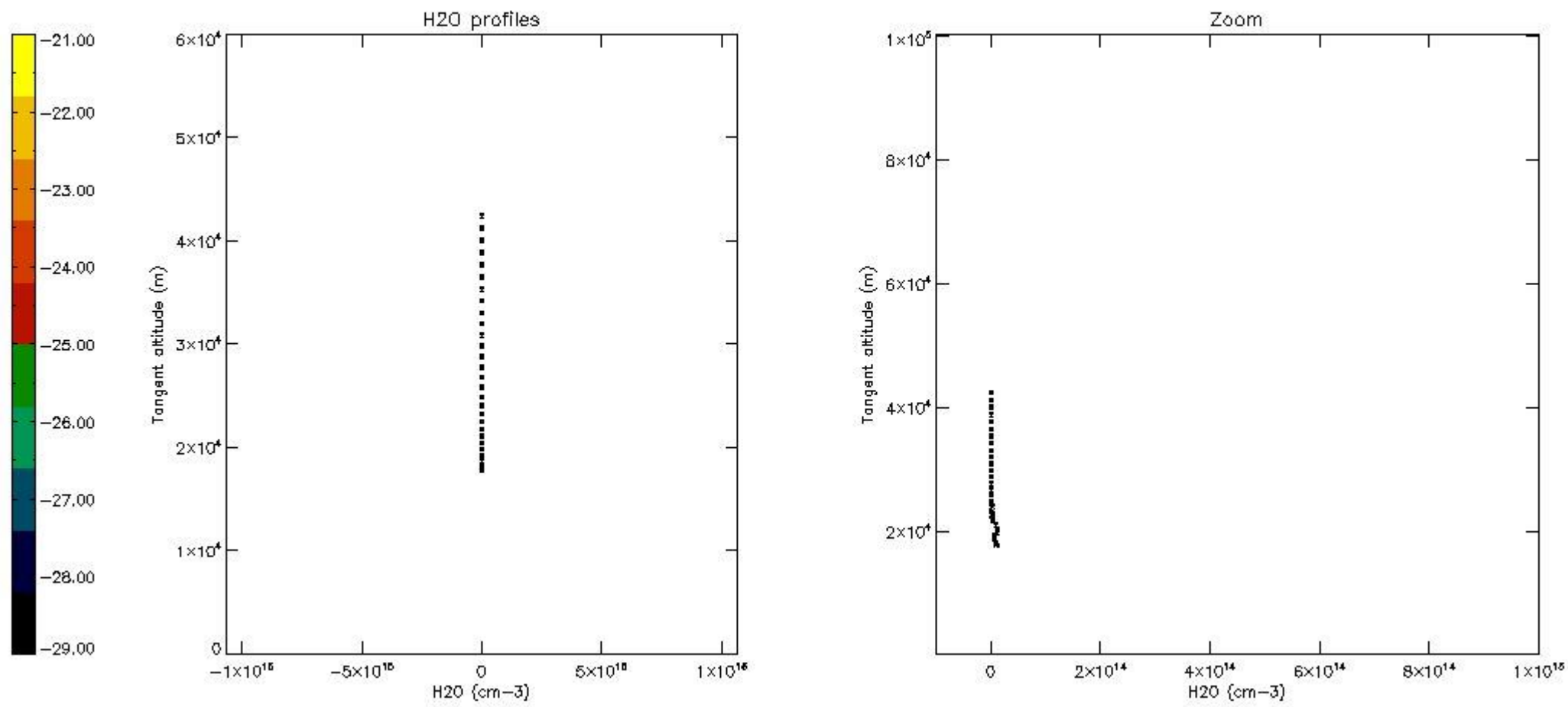
5.7 Plot NO3 profiles for all STD (dark without errors)

The colorbar represents the latitude.



5.8 Plot H2O profiles for all STD (only for occultations of stars 1,2,3,4,13,14,16,26,63 dark without errors)

The colorbar represents the latitude.



6. Auxiliary Data Files used for the production reported in section 2

The number reported in the third column indicates since which file (see list in section 2) the corresponding auxiliary file has been used. The fourth column is the date of those product files.

Type	Auxiliary Filename	Used since product	Used since product date
INST_PHYS_CHARACTERISTICS	GOM_INS_AXVIEC20091111_143220_20030716_120000_20500101_000000	1	25-MAR-2011 00:02:16
LEVEL-2_PROC_CONFIG	GOM_PR2_AXVIEC20091111_152718_20020301_000000_20500101_000000	1	25-MAR-2011 00:02:16
CROSS_SECTIONS_FILE	GOM_CRS_AXVIEC20091111_154832_20020301_000000_20500101_000000	1	25-MAR-2011 00:02:16

GOMOS Level 2 Daily Report

SUMMARY

[1. General Info](#)

[2. Summary of processed GOM_NL_2P products](#)

[3. Level 2 Quality information per product](#)

[3.1 Plot of level 2 quality information per product \(time dependant\)](#)

[3.2 Plot of level 2 quality information per product \(world map\)](#)

[4. Level 1 Quality information per product \(stored on level 2 products\)](#)

[4.1 Plot of level 1 quality information per product \(time dependant\)](#)

[4.1.1 Plot of level 1 quality information per product \(time dependant\): ASCENDING](#)

[4.1.2 Plot of level 1 quality information per product \(time dependant\): DESCENDING](#)

[4.2 Plot of level 1 quality information per product \(world map\)](#)

[4.2.1 Plot of level 1 quality information per product \(world map\): ASCENDING](#)

[4.2.2 Plot of level 1 quality information per product \(world map\): DESCENDING](#)

[5. Ozone profiles based on quality statistics and other trace gas profiles](#)

[5.1 Ozone statistics based on quality of products](#)

[5.2 Plot ozone profiles for all STD \(dark without errors\)](#)

[5.3 Plot ozone profiles where STD < 20% \(dark without errors\)](#)

[5.4. Plot ozone profiles where STD < 10% \(dark without errors\)](#)

[5.5. Plot ozone profiles where STD < 5% \(dark without errors\)](#)

[5.6 Plot NO2 profiles for all STD \(dark without errors\)](#)

[5.7 Plot NO3 profiles for all STD \(dark without errors\)](#)

[5.8 Plot H2O profiles \(only for occultations of stars 1,2,3,4,13,14,16,26,63 dark without errors\) for all STD](#)

[6. Auxiliary Data Files used for the production reported in section 2](#)

This report presents the daily analysis on parameters extracted from GOMOS level 2 data (GOM_NL__2P). It is intended to monitor some important parameters that will impact the quality of these products. A list of level 2 products (and content) that have arrived during the reporting day to the PCF is also given.

Item	Value
Time of report generation	24APR2013 11:46:41
Data source version	GOMOS/6.01
Start time of products	25-03-2011 (25MAR2011 00:00:00)
Stop time of products	26-03-2011 (26MAR2011 00:00:00)
Store outputs in DB	Yes
Nb of level 2 prods	350
Nb of prods with errors	0

2. Summary of processed GOM_NL__2P products.

Nr	Filename	UTC Start time	Limb	Duration	Star Id	Star Name	Star Mag	Star Temp	Nb Meas	Orbit	Prod. error
1	GOM_NL__2PRFIN20110325_000216_000000363100_00404_47401_2035.N1	25-MAR-2011 00:02:16	Bright	36.000	82	48Bet UMa	2.3650	10600.	72	47401	No
2	GOM_NL__2PRFIN20110325_000347_000000393100_00404_47401_2036.N1	25-MAR-2011 00:03:47	Bright	38.500	36	50Alp UMa	1.8000	6300.0	77	47401	No
3	GOM_NL__2PRFIN20110325_000517_000000463100_00404_47401_2037.N1	25-MAR-2011 00:05:17	Bright	46.000	55	79Zet UMa	2.0600	10200.	92	47401	No
4	GOM_NL__2PRFIN20110325_001027_000000373100_00404_47401_2038.N1	25-MAR-2011 00:10:27	Bright	37.000	60	7Bet UMi	2.0810	3950.0	74	47401	No
5	GOM_NL__2PRFIN20110325_001351_000000453100_00404_47401_2039.N1	25-MAR-2011 00:13:51	Bright	45.000	119	14Eta Dra	2.7270	4700.0	90	47401	No
6	GOM_NL__2PRFIN20110325_001921_000000383100_00404_47401_2040.N1	25-MAR-2011 00:19:21	Bright	37.500	89	5Alp Cep	2.4510	8000.0	75	47401	No
7	GOM_NL__2PRFIN20110325_002429_000000373100_00404_47401_2041.N1	25-MAR-2011 00:24:29	Bright	37.000	19	50Alp Cyg	1.2460	10500.	74	47401	No
8	GOM_NL__2PRFIN20110325_002605_000000583100_00404_47401_2042.N1	25-MAR-2011 00:26:05	Bright	58.000	66	37Gam Cyg	2.2080	5900.0	116	47401	No
9	GOM_NL__2PRFIN20110325_002757_000000543100_00404_47401_2043.N1	25-MAR-2011 00:27:57	Bright	54.000	92	53Eps Cyg	2.5000	4500.0	108	47401	No
10	GOM_NL__2PRFIN20110325_003705_000000563100_00404_47401_2044.N1	25-MAR-2011 00:37:05	Twilight	55.500	11	53Alp Aql	0.76500	8000.0	111	47401	No
11	GOM_NL__2PRFIN20110325_010511_000000423100_00405_47402_2044.N1	25-MAR-2011 01:05:11	Dark	41.500	4	Alp1Cen	-0.010000	5800.0	83	47402	No
12	GOM_NL__2PRFIN20110325_010738_000000483100_00405_47402_2045.N1	25-MAR-2011 01:07:38	Straylight	48.000	78	Alp Lup	2.3040	28000.	96	47402	No
13	GOM_NL__2PRFIN20110325_010911_000000513100_00405_47402_2046.N1	25-MAR-2011 01:09:11	Straylight	50.500	81	Eta Cen	2.3560	28000.	101	47402	No
14	GOM_NL__2PRFIN20110325_011205_000000543100_00405_47402_2047.N1	25-MAR-2011 01:12:05	Straylight	54.000	54	5The Cen	2.0550	4500.0	108	47402	No
15	GOM_NL__2PRFIN20110325_011839_000000383100_00405_47402_2048.N1	25-MAR-2011 01:18:39	Straylight	38.000	106	9Bet Crv	2.6480	5600.0	76	47402	No
16	GOM_NL__2PRFIN20110325_023035_000000533100_00405_47402_2049.N1	25-MAR-2011 02:30:35	Dark	52.500	57	34Sig Sgr	2.0660	26000.	105	47402	No
17	GOM_NL__2PRFIN20110325_023229_000000583100_00405_47402_2050.N1	25-MAR-2011 02:32:29	Dark	57.500	137	22Lam Sgr	2.8240	4400.0	115	47402	No
18	GOM_NL__2PRFIN20110325_023410_000000573100_00405_47402_2051.N1	25-MAR-2011 02:34:10	Dark	57.000	38	20Eps Sgr	1.8360	11000.	114	47402	No
19	GOM_NL__2PRFIN20110325_023736_000000503100_00406_47403_2057.N1	25-MAR-2011 02:37:36	Dark	50.000	85	Kap Sco	2.4070	28000.	100	47403	No
20	GOM_NL__2PRFIN20110325_023923_000000443100_00406_47403_2058.N1	25-MAR-2011 02:39:23	Dark	43.500	141	Bet Ara	2.8400	4600.0	87	47403	No
21	GOM_NL__2PRFIN20110325_024244_000000413100_00406_47403_2059.N1	25-MAR-2011 02:42:44	Dark	41.000	134	Bet TrA	2.8100	6600.0	82	47403	No
22	GOM_NL__2PRFIN20110325_024526_000000573100_00406_47403_2060.N1	25-MAR-2011 02:45:26	Dark	57.000	4	Alp1Cen	-0.010000	5800.0	114	47403	No
23	GOM_NL__2PRFIN20110325_024752_000000453100_00406_47403_2061.N1	25-MAR-2011 02:47:52	Straylight	45.000	78	Alp Lup	2.3040	28000.	90	47403	No
24	GOM_NL__2PRFIN20110325_024926_000000503100_00406_47403_2062.N1	25-MAR-2011 02:49:26	Straylight	50.000	81	Eta Cen	2.3560	28000.	100	47403	No
25	GOM_NL__2PRFIN20110325_025220_000000583100_00406_47403_2063.N1	25-MAR-2011 02:52:20	Straylight	57.500	54	5The Cen	2.0550	4500.0	115	47403	No
26	GOM_NL__2PRFIN20110325_025853_000000503100_00406_47403_2064.N1	25-MAR-2011 02:58:53	Straylight	50.000	106	9Bet Crv	2.6480	5600.0	100	47403	No
27	GOM_NL__2PRFIN20110325_030058_000000483100_00406_47403_2065.N1	25-MAR-2011 03:00:58	Twilight	48.000	100	4Gam Crv	2.5800	13100.	96	47403	No
28	GOM_NL__2PRFIN20110325_030629_000000483100_00406_47403_2066.N1	25-MAR-2011 03:06:29	Bright	48.000	121	29Gam Vir	2.7400	7200.0	96	47403	No
29	GOM_NL__2PRFIN20110325_031106_000000423100_00406_47403_2067.N1	25-MAR-2011 03:11:06	Bright	42.000	62	94Bet Leo	2.1360	9700.0	84	47403	No
30	GOM_NL__2PRFIN20110325_031233_000000383100_00406_47403_2068.N1	25-MAR-2011 03:12:33	Bright	37.500	96	68Del Leo	2.5600	9300.0	75	47403	No
31	GOM_NL__2PRFIN20110325_031926_000000403100_00406_47403_2069.N1	25-MAR-2011 03:19:26	Bright	39.500	174	52Psi UMa	3.0040	4400.0	79	47403	No
32	GOM_NL__2PRFIN20110325_032243_000000363100_00406_47403_2070.N1	25-MAR-2011 03:22:43	Bright	35.500	82	48Bet UMa	2.3650	10600.	71	47403	No
33	GOM_NL__2PRFIN20110325_032414_000000363100_00406_47403_2071.N1	25-MAR-2011 03:24:14	Bright	35.500	36	50Alp UMa	1.8000	6300.0	71	47403	No
34	GOM_NL__2PRFIN20110325_032544_000000603100_00406_47403_2072.N1	25-MAR-2011 03:25:44	Bright	60.000	55	79Zet UMa	2.0600	10200.	120	47403	No
35	GOM_NL__2PRFIN20110325_033055_000000393100_00406_47403_2073.N1	25-MAR-2011 03:30:55	Bright	38.500	60	7Bet UMi	2.0810	3950.0	77	47403	No
36	GOM_NL__2PRFIN20110325_033418_000000503100_00406_47403_2074.N1	25-MAR-2011 03:34:18	Bright	49.500	119	14Eta Dra	2.7270	4700.0	99	47403	No
37	GOM_NL__2PRFIN20110325_033949_000000373100_00406_47403_2075.N1	25-MAR-2011 03:39:49	Bright	36.500	89	5Alp Cep	2.4510	8000.0	73	47403	No
38	GOM_NL__2PRFIN20110325_034457_000000413100_00406_47403_2076.N1	25-MAR-2011 03:44:57	Bright	40.500	19	50Alp Cyg	1.2460	10500.	81	47403	No
39	GOM_NL__2PRFIN20110325_034633_000000423100_00406_47403_2077.N1	25-MAR-2011 03:46:33	Bright	41.500	66	37Gam Cyg	2.2080	5900.0	83	47403	No
40	GOM_NL__2PRFIN20110325_034826_000000413100_00406_47403_2078.N1	25-MAR-2011 03:48:26	Bright	41.000	92	53Eps Cyg	2.5000	4500.0	82	47403	No
41	GOM_NL__2PRFIN20110325_035734_000000563100_00406_47403_2079.N1	25-MAR-2011 03:57:34	Straylight	56.000	11	53Alp Aql	0.76500	8000.0	112	47403	No
42	GOM_NL__2PRFIN20110325_041050_000000523100_00406_47403_2080.N1	25-MAR-2011 04:10:50	Dark	51.500	57	34Sig Sgr	2.0660	26000.	103	47403	No

43	GOM_NL__2PRFIN20110325_041245_000000593100_00406_47403_2081.N1	25-MAR-2011 04:12:45	Dark	58.500	137	22Lam Sgr	2.8240	4400.0	117	47403	No
44	GOM_NL__2PRFIN20110325_041425_000000523100_00406_47403_2082.N1	25-MAR-2011 04:14:25	Dark	52.000	38	20Eps Sgr	1.8360	11000.	104	47403	No
45	GOM_NL__2PRFIN20110325_041752_000000523100_00407_47404_2074.N1	25-MAR-2011 04:17:52	Dark	51.500	85	Kap Sco	2.4070	28000.	103	47404	No
46	GOM_NL__2PRFIN20110325_041938_000000423100_00407_47404_2075.N1	25-MAR-2011 04:19:38	Dark	42.000	141	Bet Ara	2.8400	4600.0	84	47404	No
47	GOM_NL__2PRFIN20110325_042259_000000403100_00407_47404_2076.N1	25-MAR-2011 04:22:59	Dark	40.000	134	Bet TrA	2.8100	6600.0	80	47404	No
48	GOM_NL__2PRFIN20110325_042540_000000563100_00407_47404_2077.N1	25-MAR-2011 04:25:40	Dark	55.500	4	Alp1Cen	-0.010000	5800.0	111	47404	No
49	GOM_NL__2PRFIN20110325_042807_000000473100_00407_47404_2078.N1	25-MAR-2011 04:28:07	Straylight	47.000	78	Alp Lup	2.3040	28000.	94	47404	No
50	GOM_NL__2PRFIN20110325_042941_000000523100_00407_47404_2079.N1	25-MAR-2011 04:29:41	Straylight	51.500	81	Eta Cen	2.3560	28000.	103	47404	No
51	GOM_NL__2PRFIN20110325_043234_000000593100_00407_47404_2080.N1	25-MAR-2011 04:32:34	Straylight	59.000	54	5The Cen	2.0550	4500.0	118	47404	No
52	GOM_NL__2PRFIN20110325_043907_000000503100_00407_47404_2081.N1	25-MAR-2011 04:39:07	Straylight	49.500	106	9Bet Crv	2.6480	5600.0	99	47404	No
53	GOM_NL__2PRFIN20110325_044112_000000443100_00407_47404_2082.N1	25-MAR-2011 04:41:12	Tw_i_and_stray	43.500	100	4Gam Crv	2.5800	13100.	87	47404	No
54	GOM_NL__2PRFIN20110325_044642_000000483100_00407_47404_2083.N1	25-MAR-2011 04:46:42	Bright	47.500	121	29Gam Vir	2.7400	7200.0	95	47404	No
55	GOM_NL__2PRFIN20110325_045120_000000423100_00407_47404_2084.N1	25-MAR-2011 04:51:20	Bright	42.000	62	94Bet Leo	2.1360	9700.0	84	47404	No
56	GOM_NL__2PRFIN20110325_045246_000000383100_00407_47404_2085.N1	25-MAR-2011 04:52:46	Bright	37.500	96	68Del Leo	2.5600	9300.0	75	47404	No
57	GOM_NL__2PRFIN20110325_045940_000000363100_00407_47404_2086.N1	25-MAR-2011 04:59:40	Bright	35.500	174	52Psi UMa	3.0040	4400.0	71	47404	No
58	GOM_NL__2PRFIN20110325_050257_000000373100_00407_47404_2087.N1	25-MAR-2011 05:02:57	Bright	37.000	82	48Bet UMa	2.3650	10600.	74	47404	No
59	GOM_NL__2PRFIN20110325_050428_000000383100_00407_47404_2088.N1	25-MAR-2011 05:04:28	Bright	37.500	36	50Alp UMa	1.8000	6300.0	75	47404	No
60	GOM_NL__2PRFIN20110325_050557_000000673100_00407_47404_2089.N1	25-MAR-2011 05:05:57	Bright	67.000	55	79Zet UMa	2.0600	10200.	134	47404	No
61	GOM_NL__2PRFIN20110325_051108_000000423100_00407_47404_2090.N1	25-MAR-2011 05:11:08	Bright	42.000	60	7Bet UMi	2.0810	3950.0	84	47404	No
62	GOM_NL__2PRFIN20110325_051431_000000483100_00407_47404_2091.N1	25-MAR-2011 05:14:31	Bright	48.000	119	14Eta Dra	2.7270	4700.0	96	47404	No
63	GOM_NL__2PRFIN20110325_052003_000000383100_00407_47404_2092.N1	25-MAR-2011 05:20:03	Bright	37.500	89	5Alp Cep	2.4510	8000.0	75	47404	No
64	GOM_NL__2PRFIN20110325_052511_000000403100_00407_47404_2093.N1	25-MAR-2011 05:25:11	Bright	40.000	19	50Alp Cyg	1.2460	10500.	80	47404	No
65	GOM_NL__2PRFIN20110325_052647_000000423100_00407_47404_2094.N1	25-MAR-2011 05:26:47	Bright	41.500	66	37Gam Cyg	2.2080	5900.0	83	47404	No
66	GOM_NL__2PRFIN20110325_052840_000000383100_00407_47404_2095.N1	25-MAR-2011 05:28:40	Bright	38.000	92	53Eps Cyg	2.5000	4500.0	76	47404	No
67	GOM_NL__2PRFIN20110325_053749_000000603100_00407_47404_2096.N1	25-MAR-2011 05:37:49	Straylight	60.000	11	53Alp Aql	0.76500	8000.0	120	47404	No
68	GOM_NL__2PRFIN20110325_055105_000000493100_00407_47404_2097.N1	25-MAR-2011 05:51:05	Dark	49.000	57	34Sig Sgr	2.0660	26000.	98	47404	No
69	GOM_NL__2PRFIN20110325_055300_000000633100_00407_47404_2098.N1	25-MAR-2011 05:53:00	Dark	63.000	137	22Lam Sgr	2.8240	4400.0	126	47404	No
70	GOM_NL__2PRFIN20110325_055440_000000513100_00407_47404_2099.N1	25-MAR-2011 05:54:40	Dark	50.500	38	20Eps Sgr	1.8360	11000.	101	47404	No
71	GOM_NL__2PRFIN20110325_055807_000000503100_00408_47405_2128.N1	25-MAR-2011 05:58:07	Dark	49.500	85	Kap Sco	2.4070	28000.	99	47405	No
72	GOM_NL__2PRFIN20110325_055953_000000423100_00408_47405_2129.N1	25-MAR-2011 05:59:53	Dark	41.500	141	Bet Ara	2.8400	4600.0	83	47405	No
73	GOM_NL__2PRFIN20110325_060313_000000413100_00408_47405_2130.N1	25-MAR-2011 06:03:13	Dark	41.000	134	Bet TrA	2.8100	6600.0	82	47405	No
74	GOM_NL__2PRFIN20110325_060555_000000473100_00408_47405_2131.N1	25-MAR-2011 06:05:55	Dark	47.000	4	Alp1Cen	-0.010000	5800.0	94	47405	No
75	GOM_NL__2PRFIN20110325_060822_000000463100_00408_47405_2132.N1	25-MAR-2011 06:08:22	Straylight	45.500	78	Alp Lup	2.3040	28000.	91	47405	No
76	GOM_NL__2PRFIN20110325_060955_000000483100_00408_47405_2133.N1	25-MAR-2011 06:09:55	Straylight	47.500	81	Eta Cen	2.3560	28000.	95	47405	No
77	GOM_NL__2PRFIN20110325_061249_000000593100_00408_47405_2134.N1	25-MAR-2011 06:12:49	Straylight	58.500	54	5The Cen	2.0550	4500.0	117	47405	No
78	GOM_NL__2PRFIN20110325_061922_000000483100_00408_47405_2135.N1	25-MAR-2011 06:19:22	Straylight	48.000	106	9Bet Crv	2.6480	5600.0	96	47405	No
79	GOM_NL__2PRFIN20110325_062126_000000463100_00408_47405_2136.N1	25-MAR-2011 06:21:26	Tw_i_and_stray	45.500	100	4Gam Crv	2.5800	13100.	91	47405	No
80	GOM_NL__2PRFIN20110325_062656_000000503100_00408_47405_2137.N1	25-MAR-2011 06:26:56	Bright	50.000	121	29Gam Vir	2.7400	7200.0	100	47405	No
81	GOM_NL__2PRFIN20110325_063133_000000413100_00408_47405_2138.N1	25-MAR-2011 06:31:33	Bright	41.000	62	94Bet Leo	2.1360	9700.0	82	47405	No
82	GOM_NL__2PRFIN20110325_063300_000000383100_00408_47405_2139.N1	25-MAR-2011 06:33:00	Bright	38.000	96	68Del Leo	2.5600	9300.0	76	47405	No
83	GOM_NL__2PRFIN20110325_063954_000000393100_00408_47405_2140.N1	25-MAR-2011 06:39:54	Bright	38.500	174	52Psi UMa	3.0040	4400.0	77	47405	No
84	GOM_NL__2PRFIN20110325_064311_000000373100_00408_47405_2141.N1	25-MAR-2011 06:43:11	Bright	36.500	82	48Bet UMa	2.3650	10600.	73	47405	No
85	GOM_NL__2PRFIN20110325_064442_000000383100_00408_47405_2142.N1	25-MAR-2011 06:44:42	Bright	38.000	36	50Alp UMa	1.8000	6300.0	76	47405	No
86	GOM_NL__2PRFIN20110325_064610_000000673100_00408_47405_2143.N1	25-MAR-2011 06:46:10	Bright	67.000	55	79Zet UMa	2.0600	10200.	134	47405	No
87	GOM_NL__2PRFIN20110325_065122_000000413100_00408_47405_2144.N1	25-MAR-2011 06:51:22	Bright	40.500	60	7Bet UMi	2.0810	3950.0	81	47405	No
88	GOM_NL__2PRFIN20110325_065445_000000483100_00408_47405_2145.N1	25-MAR-2011 06:54:45	Bright	47.500	119	14Eta Dra	2.7270	4700.0	95	47405	No
89	GOM_NL__2PRFIN20110325_070017_000000543100_00408_47405_2146.N1	25-MAR-2011 07:00:17	Bright	54.000	89	5Alp Cep	2.4510	8000.0	108	47405	No
90	GOM_NL__2PRFIN20110325_070525_000000383100_00408_47405_2147.N1	25-MAR-2011 07:05:25	Bright	38.000	19	50Alp Cyg	1.2460	10500.	76	47405	No
91	GOM_NL__2PRFIN20110325_070701_000000433100_00408_47405_2148.N1	25-MAR-2011 07:07:01	Bright	42.500	66	37Gam Cyg	2.2080	5900.0	85	47405	No
92	GOM_NL__2PRFIN20110325_070854_000000573100_00408_47405_2149.N1	25-MAR-2011 07:08:54	Bright	57.000	92	53Eps Cyg	2.5000	4500.0	114	47405	No
93	GOM_NL__2PRFIN20110325_071804_000000613100_00408_47405_2150.N1	25-MAR-2011 07:18:04	Straylight	61.000	11	53Alp Aql	0.76500	8000.0	122	47405	No
94	GOM_NL__2PRFIN20110325_073120_000000563100_00408_47405_2151.N1	25-MAR-2011 07:31:20	Dark	55.500	57	34Sig Sgr	2.0660	26000.	111	47405	No
95	GOM_NL__2PRFIN20110325_073316_000000633100_00408_47405_2152.N1	25-MAR-2011 07:33:16	Dark	62.500	137	22Lam Sgr	2.8240	4400.0	125	47405	No
96	GOM_NL__2PRFIN20110325_073455_000000563100_00408_47405_2153.N1	25-MAR-2011 07:34:55	Dark	56.000	38	20Eps Sgr	1.8360	11000.	112	47405	No
97	GOM_NL__2PRFIN20110325_073822_000000503100_00409_47406_2145.N1	25-MAR-2011 07:38:22	Dark	50.000	85	Kap Sco	2.4070	28000.	100	47406	No
98	GOM_NL__2PRFIN20110325_074007_000000433100_00409_47406_2146.N1	25-MAR-2011 07:40:07	Dark	43.000	141	Bet Ara	2.8400	4600.0	86	47406	No
99	GOM_NL__2PRFIN20110325_074328_000000403100_00409_47406_2147.N1	25-MAR-2011 07:43:28	Dark	40.000	134	Bet TrA	2.8100	6600.0	80	47406	No
100	GOM_NL__2PRFIN20110325_074609_000000573100_00409_47406_2148.N1	25-MAR-2011 07:46:09	Dark	57.000	4	Alp1Cen	-0.010000	5800.0	114	47406	No
101	GOM_NL__2PRFIN20110325_074837_000000453100_00409_47406_2149.N1	25-MAR-2011 07:48:37	Straylight	45.000	78	Alp Lup	2.3040	28000.	90	47406	No

102	GOM_NL__2PRFIN20110325_075010_000000503100_00409_47406_2150.N1	25-MAR-2011 07:50:10	Straylight	50.000	81	Eta Cen	2.3560	28000.	100	47406	No
103	GOM_NL__2PRFIN20110325_075303_000000583100_00409_47406_2151.N1	25-MAR-2011 07:53:03	Straylight	58.000	54	5The Cen	2.0550	4500.0	116	47406	No
104	GOM_NL__2PRFIN20110325_075936_000000503100_00409_47406_2152.N1	25-MAR-2011 07:59:36	Straylight	50.000	106	9Bet Crv	2.6480	5600.0	100	47406	No
105	GOM_NL__2PRFIN20110325_080140_000000453100_00409_47406_2153.N1	25-MAR-2011 08:01:40	Tw_i_and_stray	44.500	100	4Gam Crv	2.5800	13100.	89	47406	No
106	GOM_NL__2PRFIN20110325_080710_000000503100_00409_47406_2154.N1	25-MAR-2011 08:07:10	Bright	49.500	121	29Gam Vir	2.7400	7200.0	99	47406	No
107	GOM_NL__2PRFIN20110325_081147_000000423100_00409_47406_2155.N1	25-MAR-2011 08:11:47	Bright	41.500	62	94Bet Leo	2.1360	9700.0	83	47406	No
108	GOM_NL__2PRFIN20110325_081314_000000383100_00409_47406_2156.N1	25-MAR-2011 08:13:14	Bright	37.500	96	68Del Leo	2.5600	9300.0	75	47406	No
109	GOM_NL__2PRFIN20110325_082007_000000393100_00409_47406_2157.N1	25-MAR-2011 08:20:07	Bright	38.500	174	52Psi UMa	3.0040	4400.0	77	47406	No
110	GOM_NL__2PRFIN20110325_082325_000000383100_00409_47406_2158.N1	25-MAR-2011 08:23:25	Bright	38.000	82	48Bet UMa	2.3650	10600.	76	47406	No
111	GOM_NL__2PRFIN20110325_082456_000000393100_00409_47406_2159.N1	25-MAR-2011 08:24:56	Bright	38.500	36	50Alp UMa	1.8000	6300.0	77	47406	No
112	GOM_NL__2PRFIN20110325_082624_000000443100_00409_47406_2160.N1	25-MAR-2011 08:26:24	Bright	44.000	55	79Zet UMa	2.0600	10200.	88	47406	No
113	GOM_NL__2PRFIN20110325_083136_000000383100_00409_47406_2161.N1	25-MAR-2011 08:31:36	Bright	37.500	60	7Bet UMi	2.0810	3950.0	75	47406	No
114	GOM_NL__2PRFIN20110325_083458_000000493100_00409_47406_2162.N1	25-MAR-2011 08:34:58	Bright	49.000	119	14Eta Dra	2.7270	4700.0	98	47406	No
115	GOM_NL__2PRFIN20110325_084031_000000373100_00409_47406_2163.N1	25-MAR-2011 08:40:31	Bright	37.000	89	5Alp Cep	2.4510	8000.0	74	47406	No
116	GOM_NL__2PRFIN20110325_084539_000000393100_00409_47406_2164.N1	25-MAR-2011 08:45:39	Bright	39.000	19	50Alp Cyg	1.2460	10500.	78	47406	No
117	GOM_NL__2PRFIN20110325_084715_000000423100_00409_47406_2165.N1	25-MAR-2011 08:47:15	Bright	42.000	66	37Gam Cyg	2.2080	5900.0	84	47406	No
118	GOM_NL__2PRFIN20110325_084908_000000403100_00409_47406_2166.N1	25-MAR-2011 08:49:08	Bright	40.000	92	53Eps Cyg	2.5000	4500.0	80	47406	No
119	GOM_NL__2PRFIN20110325_085818_000000633100_00409_47406_2167.N1	25-MAR-2011 08:58:18	Straylight	62.500	11	53Alp Aql	0.76500	8000.0	125	47406	No
120	GOM_NL__2PRFIN20110325_091135_000000513100_00409_47406_2168.N1	25-MAR-2011 09:11:35	Dark	51.000	57	34Sig Sgr	2.0660	26000.	102	47406	No
121	GOM_NL__2PRFIN20110325_091331_000000583100_00409_47406_2169.N1	25-MAR-2011 09:13:31	Dark	58.000	137	22Lam Sgr	2.8240	4400.0	116	47406	No
122	GOM_NL__2PRFIN20110325_091511_000000543100_00409_47406_2170.N1	25-MAR-2011 09:15:11	Dark	53.500	38	20Eps Sgr	1.8360	11000.	107	47406	No
123	GOM_NL__2PRFIN20110325_091837_000000503100_00410_47407_2211.N1	25-MAR-2011 09:18:37	Dark	50.000	85	Kap Sco	2.4070	28000.	100	47407	No
124	GOM_NL__2PRFIN20110325_092022_000000473100_00410_47407_2212.N1	25-MAR-2011 09:20:22	Dark	46.500	141	Bet Ara	2.8400	4600.0	93	47407	No
125	GOM_NL__2PRFIN20110325_092342_000000383100_00410_47407_2213.N1	25-MAR-2011 09:23:42	Dark	38.000	134	Bet TrA	2.8100	6600.0	76	47407	No
126	GOM_NL__2PRFIN20110325_092624_000000483100_00410_47407_2214.N1	25-MAR-2011 09:26:24	Dark	48.000	4	Alp1Cen	-0.010000	5800.0	96	47407	No
127	GOM_NL__2PRFIN20110325_092851_000000473100_00410_47407_2215.N1	25-MAR-2011 09:28:51	Straylight	46.500	78	Alp Lup	2.3040	28000.	93	47407	No
128	GOM_NL__2PRFIN20110325_093025_000000493100_00410_47407_2216.N1	25-MAR-2011 09:30:25	Straylight	49.000	81	Eta Cen	2.3560	28000.	98	47407	No
129	GOM_NL__2PRFIN20110325_093318_000000573100_00410_47407_2217.N1	25-MAR-2011 09:33:18	Straylight	56.500	54	5The Cen	2.0550	4500.0	113	47407	No
130	GOM_NL__2PRFIN20110325_093950_000000513100_00410_47407_2218.N1	25-MAR-2011 09:39:50	Straylight	51.000	106	9Bet Crv	2.6480	5600.0	102	47407	No
131	GOM_NL__2PRFIN20110325_094155_000000443100_00410_47407_2219.N1	25-MAR-2011 09:41:55	Tw_i_and_stray	44.000	100	4Gam Crv	2.5800	13100.	88	47407	No
132	GOM_NL__2PRFIN20110325_094724_000000503100_00410_47407_2220.N1	25-MAR-2011 09:47:24	Bright	49.500	121	29Gam Vir	2.7400	7200.0	99	47407	No
133	GOM_NL__2PRFIN20110325_095201_000000423100_00410_47407_2221.N1	25-MAR-2011 09:52:01	Bright	41.500	62	94Bet Leo	2.1360	9700.0	83	47407	No
134	GOM_NL__2PRFIN20110325_095328_000000393100_00410_47407_2222.N1	25-MAR-2011 09:53:28	Bright	38.500	96	68Del Leo	2.5600	9300.0	77	47407	No
135	GOM_NL__2PRFIN20110325_100021_000000393100_00410_47407_2223.N1	25-MAR-2011 10:00:21	Bright	38.500	174	52Psi UMa	3.0040	4400.0	77	47407	No
136	GOM_NL__2PRFIN20110325_100339_000000393100_00410_47407_2224.N1	25-MAR-2011 10:03:39	Bright	38.500	82	48Bet UMa	2.3650	10600.	77	47407	No
137	GOM_NL__2PRFIN20110325_100510_000000393100_00410_47407_2225.N1	25-MAR-2011 10:05:10	Bright	38.500	36	50Alp UMa	1.8000	6300.0	77	47407	No
138	GOM_NL__2PRFIN20110325_100637_000000443100_00410_47407_2226.N1	25-MAR-2011 10:06:37	Bright	43.500	55	79Zet UMa	2.0600	10200.	87	47407	No
139	GOM_NL__2PRFIN20110325_101149_000000373100_00410_47407_2227.N1	25-MAR-2011 10:11:49	Bright	37.000	60	7Bet UMi	2.0810	3950.0	74	47407	No
140	GOM_NL__2PRFIN20110325_101511_000000483100_00410_47407_2228.N1	25-MAR-2011 10:15:11	Bright	48.000	119	14Eta Dra	2.7270	4700.0	96	47407	No
141	GOM_NL__2PRFIN20110325_102045_000000383100_00410_47407_2229.N1	25-MAR-2011 10:20:45	Bright	38.000	89	5Alp Cep	2.4510	8000.0	76	47407	No
142	GOM_NL__2PRFIN20110325_102553_000000393100_00410_47407_2230.N1	25-MAR-2011 10:25:53	Bright	39.000	19	50Alp Cyg	1.2460	10500.	78	47407	No
143	GOM_NL__2PRFIN20110325_102729_000000423100_00410_47407_2231.N1	25-MAR-2011 10:27:29	Bright	42.000	66	37Gam Cyg	2.2080	5900.0	84	47407	No
144	GOM_NL__2PRFIN20110325_102922_000000413100_00410_47407_2232.N1	25-MAR-2011 10:29:22	Bright	41.000	92	53Eps Cyg	2.5000	4500.0	82	47407	No
145	GOM_NL__2PRFIN20110325_103833_000000653100_00410_47407_2233.N1	25-MAR-2011 10:38:33	Straylight	65.000	11	53Alp Aql	0.76500	8000.0	130	47407	No
146	GOM_NL__2PRFIN20110325_105150_000000543100_00410_47407_2234.N1	25-MAR-2011 10:51:50	Dark	53.500	57	34Sig Sgr	2.0660	26000.	107	47407	No
147	GOM_NL__2PRFIN20110325_105347_000000583100_00410_47407_2235.N1	25-MAR-2011 10:53:47	Dark	58.000	137	22Lam Sgr	2.8240	4400.0	116	47407	No
148	GOM_NL__2PRFIN20110325_105526_000000533100_00410_47407_2236.N1	25-MAR-2011 10:55:26	Dark	52.500	38	20Eps Sgr	1.8360	11000.	105	47407	No
149	GOM_NL__2PRFIN20110325_105852_000000513100_00411_47408_2229.N1	25-MAR-2011 10:58:52	Dark	50.500	85	Kap Sco	2.4070	28000.	101	47408	No
150	GOM_NL__2PRFIN20110325_110037_000000463100_00411_47408_2230.N1	25-MAR-2011 11:00:37	Dark	45.500	141	Bet Ara	2.8400	4600.0	91	47408	No
151	GOM_NL__2PRFIN20110325_110357_000000403100_00411_47408_2231.N1	25-MAR-2011 11:03:57	Dark	40.000	134	Bet TrA	2.8100	6600.0	80	47408	No
152	GOM_NL__2PRFIN20110325_110638_000000533100_00411_47408_2232.N1	25-MAR-2011 11:06:38	Dark	52.500	4	Alp1Cen	-0.010000	5800.0	105	47408	No
153	GOM_NL__2PRFIN20110325_110906_000000473100_00411_47408_2233.N1	25-MAR-2011 11:09:06	Straylight	46.500	78	Alp Lup	2.3040	28000.	93	47408	No
154	GOM_NL__2PRFIN20110325_111040_000000493100_00411_47408_2234.N1	25-MAR-2011 11:10:40	Straylight	48.500	81	Eta Cen	2.3560	28000.	97	47408	No
155	GOM_NL__2PRFIN20110325_111333_000000573100_00411_47408_2235.N1	25-MAR-2011 11:13:33	Straylight	56.500	54	5The Cen	2.0550	4500.0	113	47408	No
156	GOM_NL__2PRFIN20110325_112004_000000513100_00411_47408_2236.N1	25-MAR-2011 11:20:04	Straylight	51.000	106	9Bet Crv	2.6480	5600.0	102	47408	No
157	GOM_NL__2PRFIN20110325_112208_000000463100_00411_47408_2237.N1	25-MAR-2011 11:22:08	Tw_i_and_stray	45.500	100	4Gam Crv	2.5800	13100.	91	47408	No
158	GOM_NL__2PRFIN20110325_112737_000000483100_00411_47408_2238.N1	25-MAR-2011 11:27:37	Bright	48.000	121	29Gam Vir	2.7400	7200.0	96	47408	No
159	GOM_NL__2PRFIN20110325_113215_000000413100_00411_47408_2239.N1	25-MAR-2011 11:32:15	Bright	41.000	62	94Bet Leo	2.1360	9700.0	82	47408	No
160	GOM_NL__2PRFIN20110325_113342_000000383100_00411_47408_2240.N1	25-MAR-2011 11:33:42	Bright	38.000	96	68Del Leo	2.5600	9300.0	76	47408	No

161	GOM_NL__2PRFIN20110325_114035_000000403100_00411_47408_2241.N1	25-MAR-2011 11:40:35	Bright	39.500	174	52Psi UMa	3.0040	4400.0	79	47408	No
162	GOM_NL__2PRFIN20110325_114353_000000383100_00411_47408_2242.N1	25-MAR-2011 11:43:53	Bright	37.500	82	48Bet UMa	2.3650	10600.	75	47408	No
163	GOM_NL__2PRFIN20110325_114524_000000403100_00411_47408_2243.N1	25-MAR-2011 11:45:24	Bright	39.500	36	50Alp UMa	1.8000	6300.0	79	47408	No
164	GOM_NL__2PRFIN20110325_114650_000000443100_00411_47408_2244.N1	25-MAR-2011 11:46:50	Bright	44.000	55	79Zet UMa	2.0600	10200.	88	47408	No
165	GOM_NL__2PRFIN20110325_115203_000000383100_00411_47408_2245.N1	25-MAR-2011 11:52:03	Bright	38.000	60	7Bet UMi	2.0810	3950.0	76	47408	No
166	GOM_NL__2PRFIN20110325_115525_000000493100_00411_47408_2246.N1	25-MAR-2011 11:55:25	Bright	49.000	119	14Eta Dra	2.7270	4700.0	98	47408	No
167	GOM_NL__2PRFIN20110325_120059_000000353100_00411_47408_2247.N1	25-MAR-2011 12:00:59	Bright	34.500	89	5Alp Cep	2.4510	8000.0	69	47408	No
168	GOM_NL__2PRFIN20110325_120607_000000403100_00411_47408_2248.N1	25-MAR-2011 12:06:07	Bright	40.000	19	50Alp Cyg	1.2460	10500.	80	47408	No
169	GOM_NL__2PRFIN20110325_120743_000000423100_00411_47408_2249.N1	25-MAR-2011 12:07:43	Bright	41.500	66	37Gam Cyg	2.2080	5900.0	83	47408	No
170	GOM_NL__2PRFIN20110325_120936_000000383100_00411_47408_2250.N1	25-MAR-2011 12:09:36	Bright	38.000	92	53Eps Cyg	2.5000	4500.0	76	47408	No
171	GOM_NL__2PRFIN20110325_121848_000000643100_00411_47408_2251.N1	25-MAR-2011 12:18:48	Straylight	63.500	11	53Alp Aql	0.76500	8000.0	127	47408	No
172	GOM_NL__2PRFIN20110325_123205_000000553100_00411_47408_2252.N1	25-MAR-2011 12:32:05	Dark	55.000	57	34Sig Sgr	2.0660	26000.	110	47408	No
173	GOM_NL__2PRFIN20110325_123402_000000533100_00411_47408_2253.N1	25-MAR-2011 12:34:02	Dark	53.000	137	22Lam Sgr	2.8240	4400.0	106	47408	No
174	GOM_NL__2PRFIN20110325_123541_000000593100_00411_47408_2254.N1	25-MAR-2011 12:35:41	Dark	59.000	38	20Eps Sgr	1.8360	11000.	118	47408	No
175	GOM_NL__2PRFIN20110325_123908_000000503100_00412_47409_2255.N1	25-MAR-2011 12:39:08	Dark	50.000	85	Kap Sco	2.4070	28000.	100	47409	No
176	GOM_NL__2PRFIN20110325_124051_000000433100_00412_47409_2256.N1	25-MAR-2011 12:40:51	Dark	43.000	141	Bet Ara	2.8400	4600.0	86	47409	No
177	GOM_NL__2PRFIN20110325_124411_000000403100_00412_47409_2257.N1	25-MAR-2011 12:44:11	Dark	40.000	134	Bet TrA	2.8100	6600.0	80	47409	No
178	GOM_NL__2PRFIN20110325_124653_000000573100_00412_47409_2258.N1	25-MAR-2011 12:46:53	Dark	57.000	4	Alp1Cen	-0.010000	5800.0	114	47409	No
179	GOM_NL__2PRFIN20110325_124921_000000473100_00412_47409_2259.N1	25-MAR-2011 12:49:21	Straylight	47.000	78	Alp Lup	2.3040	28000.	94	47409	No
180	GOM_NL__2PRFIN20110325_125054_000000523100_00412_47409_2260.N1	25-MAR-2011 12:50:54	Straylight	51.500	81	Eta Cen	2.3560	28000.	103	47409	No
181	GOM_NL__2PRFIN20110325_125347_000000583100_00412_47409_2261.N1	25-MAR-2011 12:53:47	Straylight	58.000	54	5The Cen	2.0550	4500.0	116	47409	No
182	GOM_NL__2PRFIN20110325_130018_000000523100_00412_47409_2262.N1	25-MAR-2011 13:00:18	Straylight	52.000	106	9Bet Crv	2.6480	5600.0	104	47409	No
183	GOM_NL__2PRFIN20110325_130222_000000443100_00412_47409_2263.N1	25-MAR-2011 13:02:22	Tw_i_and_stray	44.000	100	4Gam Crv	2.5800	13100.	88	47409	No
184	GOM_NL__2PRFIN20110325_130751_000000483100_00412_47409_2264.N1	25-MAR-2011 13:07:51	Bright	48.000	121	29Gam Vir	2.7400	7200.0	96	47409	No
185	GOM_NL__2PRFIN20110325_131228_000000423100_00412_47409_2265.N1	25-MAR-2011 13:12:28	Bright	41.500	62	94Bet Leo	2.1360	9700.0	83	47409	No
186	GOM_NL__2PRFIN20110325_131356_000000383100_00412_47409_2266.N1	25-MAR-2011 13:13:56	Bright	37.500	96	68Del Leo	2.5600	9300.0	75	47409	No
187	GOM_NL__2PRFIN20110325_132049_000000383100_00412_47409_2267.N1	25-MAR-2011 13:20:49	Bright	38.000	174	52Psi UMa	3.0040	4400.0	76	47409	No
188	GOM_NL__2PRFIN20110325_132406_000000373100_00412_47409_2268.N1	25-MAR-2011 13:24:06	Bright	37.000	82	48Bet UMa	2.3650	10600.	74	47409	No
189	GOM_NL__2PRFIN20110325_132538_000000413100_00412_47409_2269.N1	25-MAR-2011 13:25:38	Bright	40.500	36	50Alp UMa	1.8000	6300.0	81	47409	No
190	GOM_NL__2PRFIN20110325_132704_000000453100_00412_47409_2270.N1	25-MAR-2011 13:27:04	Bright	45.000	55	79Zet UMa	2.0600	10200.	90	47409	No
191	GOM_NL__2PRFIN20110325_133216_000000413100_00412_47409_2271.N1	25-MAR-2011 13:32:16	Bright	40.500	60	7Bet UMi	2.0810	3950.0	81	47409	No
192	GOM_NL__2PRFIN20110325_133538_000000493100_00412_47409_2272.N1	25-MAR-2011 13:35:38	Bright	48.500	119	14Eta Dra	2.7270	4700.0	97	47409	No
193	GOM_NL__2PRFIN20110325_134113_000000373100_00412_47409_2273.N1	25-MAR-2011 13:41:13	Bright	36.500	89	5Alp Cep	2.4510	8000.0	73	47409	No
194	GOM_NL__2PRFIN20110325_134621_000000413100_00412_47409_2274.N1	25-MAR-2011 13:46:21	Bright	41.000	19	50Alp Cyg	1.2460	10500.	82	47409	No
195	GOM_NL__2PRFIN20110325_134757_000000433100_00412_47409_2275.N1	25-MAR-2011 13:47:57	Bright	42.500	66	37Gam Cyg	2.2080	5900.0	85	47409	No
196	GOM_NL__2PRFIN20110325_134950_000000573100_00412_47409_2276.N1	25-MAR-2011 13:49:50	Bright	57.000	92	53Eps Cyg	2.5000	4500.0	114	47409	No
197	GOM_NL__2PRFIN20110325_135902_000000583100_00412_47409_2277.N1	25-MAR-2011 13:59:02	Straylight	58.000	11	53Alp Aql	0.76500	8000.0	116	47409	No
198	GOM_NL__2PRFIN20110325_141221_000000513100_00412_47409_2278.N1	25-MAR-2011 14:12:21	Dark	51.000	57	34Sig Sgr	2.0660	26000.	102	47409	No
199	GOM_NL__2PRFIN20110325_141417_000000533100_00412_47409_2279.N1	25-MAR-2011 14:14:17	Dark	53.000	137	22Lam Sgr	2.8240	4400.0	106	47409	No
200	GOM_NL__2PRFIN20110325_141556_000000533100_00412_47409_2280.N1	25-MAR-2011 14:15:56	Dark	52.500	38	20Eps Sgr	1.8360	11000.	105	47409	No
201	GOM_NL__2PRFIN20110325_141923_000000493100_00413_47410_2520.N1	25-MAR-2011 14:19:23	Dark	49.000	85	Kap Sco	2.4070	28000.	98	47410	No
202	GOM_NL__2PRFIN20110325_142106_000000443100_00413_47410_2521.N1	25-MAR-2011 14:21:06	Dark	44.000	141	Bet Ara	2.8400	4600.0	88	47410	No
203	GOM_NL__2PRFIN20110325_142426_000000403100_00413_47410_2522.N1	25-MAR-2011 14:24:26	Dark	39.500	134	Bet TrA	2.8100	6600.0	79	47410	No
204	GOM_NL__2PRFIN20110325_142707_000000433100_00413_47410_2523.N1	25-MAR-2011 14:27:07	Dark	43.000	4	Alp1Cen	-0.010000	5800.0	86	47410	No
205	GOM_NL__2PRFIN20110325_142935_000000453100_00413_47410_2524.N1	25-MAR-2011 14:29:35	Straylight	45.000	78	Alp Lup	2.3040	28000.	90	47410	No
206	GOM_NL__2PRFIN20110325_143109_000000493100_00413_47410_2525.N1	25-MAR-2011 14:31:09	Straylight	48.500	81	Eta Cen	2.3560	28000.	97	47410	No
207	GOM_NL__2PRFIN20110325_143402_000000583100_00413_47410_2526.N1	25-MAR-2011 14:34:02	Straylight	58.000	54	5The Cen	2.0550	4500.0	116	47410	No
208	GOM_NL__2PRFIN20110325_144033_000000513100_00413_47410_2527.N1	25-MAR-2011 14:40:33	Straylight	50.500	106	9Bet Crv	2.6480	5600.0	101	47410	No
209	GOM_NL__2PRFIN20110325_144237_000000473100_00413_47410_2528.N1	25-MAR-2011 14:42:37	Tw_i_and_stray	47.000	100	4Gam Crv	2.5800	13100.	94	47410	No
210	GOM_NL__2PRFIN20110325_144805_000000483100_00413_47410_2529.N1	25-MAR-2011 14:48:05	Bright	48.000	121	29Gam Vir	2.7400	7200.0	96	47410	No
211	GOM_NL__2PRFIN20110325_145242_000000413100_00413_47410_2530.N1	25-MAR-2011 14:52:42	Bright	41.000	62	94Bet Leo	2.1360	9700.0	82	47410	No
212	GOM_NL__2PRFIN20110325_145410_000000383100_00413_47410_2531.N1	25-MAR-2011 14:54:10	Bright	38.000	96	68Del Leo	2.5600	9300.0	76	47410	No
213	GOM_NL__2PRFIN20110325_150103_000000393100_00413_47410_2532.N1	25-MAR-2011 15:01:03	Bright	38.500	174	52Psi UMa	3.0040	4400.0	77	47410	No
214	GOM_NL__2PRFIN20110325_150420_000000373100_00413_47410_2533.N1	25-MAR-2011 15:04:20	Bright	36.500	82	48Bet UMa	2.3650	10600.	73	47410	No
215	GOM_NL__2PRFIN20110325_150551_000000393100_00413_47410_2534.N1	25-MAR-2011 15:05:51	Bright	39.000	36	50Alp UMa	1.8000	6300.0	78	47410	No
216	GOM_NL__2PRFIN20110325_150717_000000463100_00413_47410_2535.N1	25-MAR-2011 15:07:17	Bright	45.500	55	79Zet UMa	2.0600	10200.	91	47410	No
217	GOM_NL__2PRFIN20110325_151230_000000413100_00413_47410_2536.N1	25-MAR-2011 15:12:30	Bright	41.000	60	7Bet UMi	2.0810	3950.0	82	47410	No
218	GOM_NL__2PRFIN20110325_151551_000000513100_00413_47410_2537.N1	25-MAR-2011 15:15:51	Bright	51.000	119	14Eta Dra	2.7270	4700.0	102	47410	No
219	GOM_NL__2PRFIN20110325_152127_000000363100_00413_47410_2538.N1	25-MAR-2011 15:21:27	Bright	35.500	89	5Alp Cep	2.4510	8000.0	71	47410	No

220	GOM_NL__2PRFIN20110325_152635_000000393100_00413_47410_2539.N1	25-MAR-2011 15:26:35	Bright	38.500	19	50Alp Cyg	1.2460	10500.	77	47410	No
221	GOM_NL__2PRFIN20110325_152811_000000393100_00413_47410_2540.N1	25-MAR-2011 15:28:11	Bright	39.000	66	37Gam Cyg	2.2080	5900.0	78	47410	No
222	GOM_NL__2PRFIN20110325_153004_000000573100_00413_47410_2541.N1	25-MAR-2011 15:30:04	Bright	57.000	92	53Eps Cyg	2.5000	4500.0	114	47410	No
223	GOM_NL__2PRFIN20110325_153917_000000573100_00413_47410_2542.N1	25-MAR-2011 15:39:17	Straylight	56.500	11	53Alp Aql	0.76500	8000.0	113	47410	No
224	GOM_NL__2PRFIN20110325_155236_000000503100_00413_47410_2543.N1	25-MAR-2011 15:52:36	Dark	49.500	57	34Sig Sgr	2.0660	26000.	99	47410	No
225	GOM_NL__2PRFIN20110325_155433_000000483100_00413_47410_2544.N1	25-MAR-2011 15:54:33	Dark	48.000	137	22Lam Sgr	2.8240	4400.0	96	47410	No
226	GOM_NL__2PRFIN20110325_155611_000000523100_00413_47410_2545.N1	25-MAR-2011 15:56:11	Dark	52.000	38	20Eps Sgr	1.8360	11000.	104	47410	No
227	GOM_NL__2PRFIN20110325_155938_000000523100_00414_47411_2550.N1	25-MAR-2011 15:59:38	Dark	51.500	85	Kap Sco	2.4070	28000.	103	47411	No
228	GOM_NL__2PRFIN20110325_160121_000000453100_00414_47411_2551.N1	25-MAR-2011 16:01:21	Dark	45.000	141	Bet Ara	2.8400	4600.0	90	47411	No
229	GOM_NL__2PRFIN20110325_160441_000000393100_00414_47411_2552.N1	25-MAR-2011 16:04:41	Dark	38.500	134	Bet TrA	2.8100	6600.0	77	47411	No
230	GOM_NL__2PRFIN20110325_160722_000000463100_00414_47411_2553.N1	25-MAR-2011 16:07:22	Dark	45.500	4	Alp1Cen	-0.010000	5800.0	91	47411	No
231	GOM_NL__2PRFIN20110325_160950_000000453100_00414_47411_2554.N1	25-MAR-2011 16:09:50	Straylight	45.000	78	Alp Lup	2.3040	28000.	90	47411	No
232	GOM_NL__2PRFIN20110325_161124_000000533100_00414_47411_2555.N1	25-MAR-2011 16:11:24	Straylight	53.000	81	Eta Cen	2.3560	28000.	106	47411	No
233	GOM_NL__2PRFIN20110325_161416_000000573100_00414_47411_2556.N1	25-MAR-2011 16:14:16	Straylight	56.500	54	5The Cen	2.0550	4500.0	113	47411	No
234	GOM_NL__2PRFIN20110325_162047_000000513100_00414_47411_2557.N1	25-MAR-2011 16:20:47	Straylight	50.500	106	9Bet Crv	2.6480	5600.0	101	47411	No
235	GOM_NL__2PRFIN20110325_162251_000000433100_00414_47411_2558.N1	25-MAR-2011 16:22:51	Twl_and_stray	42.500	100	4Gam Crv	2.5800	13100.	85	47411	No
236	GOM_NL__2PRFIN20110325_162819_000000513100_00414_47411_2559.N1	25-MAR-2011 16:28:19	Bright	50.500	121	29Gam Vir	2.7400	7200.0	101	47411	No
237	GOM_NL__2PRFIN20110325_163256_000000593100_00414_47411_2560.N1	25-MAR-2011 16:32:56	Bright	59.000	62	94Bet Leo	2.1360	9700.0	118	47411	No
238	GOM_NL__2PRFIN20110325_163423_000000373100_00414_47411_2561.N1	25-MAR-2011 16:34:23	Bright	37.000	96	68Del Leo	2.5600	9300.0	74	47411	No
239	GOM_NL__2PRFIN20110325_164117_000000373100_00414_47411_2562.N1	25-MAR-2011 16:41:17	Bright	37.000	174	52Psi UMa	3.0040	4400.0	74	47411	No
240	GOM_NL__2PRFIN20110325_164434_000000373100_00414_47411_2563.N1	25-MAR-2011 16:44:34	Bright	36.500	82	48Bet UMa	2.3650	10600.	73	47411	No
241	GOM_NL__2PRFIN20110325_164605_000000383100_00414_47411_2564.N1	25-MAR-2011 16:46:05	Bright	38.000	36	50Alp UMa	1.8000	6300.0	76	47411	No
242	GOM_NL__2PRFIN20110325_164731_000000453100_00414_47411_2565.N1	25-MAR-2011 16:47:31	Bright	44.500	55	79Zet UMa	2.0600	10200.	89	47411	No
243	GOM_NL__2PRFIN20110325_165244_000000423100_00414_47411_2566.N1	25-MAR-2011 16:52:44	Bright	42.000	60	7Bet UMi	2.0810	3950.0	84	47411	No
244	GOM_NL__2PRFIN20110325_165605_000000513100_00414_47411_2567.N1	25-MAR-2011 16:56:05	Bright	50.500	119	14Eta Dra	2.7270	4700.0	101	47411	No
245	GOM_NL__2PRFIN20110325_170141_000000383100_00414_47411_2568.N1	25-MAR-2011 17:01:41	Bright	37.500	89	5Alp Cep	2.4510	8000.0	75	47411	No
246	GOM_NL__2PRFIN20110325_170649_000000383100_00414_47411_2569.N1	25-MAR-2011 17:06:49	Bright	38.000	19	50Alp Cyg	1.2460	10500.	76	47411	No
247	GOM_NL__2PRFIN20110325_170825_000000423100_00414_47411_2570.N1	25-MAR-2011 17:08:25	Bright	41.500	66	37Gam Cyg	2.2080	5900.0	83	47411	No
248	GOM_NL__2PRFIN20110325_171019_000000413100_00414_47411_2571.N1	25-MAR-2011 17:10:19	Bright	40.500	92	53Eps Cyg	2.5000	4500.0	81	47411	No
249	GOM_NL__2PRFIN20110325_171931_000000563100_00414_47411_2572.N1	25-MAR-2011 17:19:31	Straylight	56.000	11	53Alp Aql	0.76500	8000.0	112	47411	No
250	GOM_NL__2PRFIN20110325_173251_000000553100_00414_47411_2573.N1	25-MAR-2011 17:32:51	Dark	54.500	57	34Sig Sgr	2.0660	26000.	109	47411	No
251	GOM_NL__2PRFIN20110325_173448_000000483100_00414_47411_2574.N1	25-MAR-2011 17:34:48	Dark	48.000	137	22Lam Sgr	2.8240	4400.0	96	47411	No
252	GOM_NL__2PRFIN20110325_173626_000000503100_00414_47411_2575.N1	25-MAR-2011 17:36:26	Dark	50.000	38	20Eps Sgr	1.8360	11000.	100	47411	No
253	GOM_NL__2PRFIN20110325_173953_000000523100_00415_47412_2522.N1	25-MAR-2011 17:39:53	Dark	51.500	85	Kap Sco	2.4070	28000.	103	47412	No
254	GOM_NL__2PRFIN20110325_174136_000000433100_00415_47412_2523.N1	25-MAR-2011 17:41:36	Dark	42.500	141	Bet Ara	2.8400	4600.0	85	47412	No
255	GOM_NL__2PRFIN20110325_174456_000000393100_00415_47412_2524.N1	25-MAR-2011 17:44:56	Dark	38.500	134	Bet TrA	2.8100	6600.0	77	47412	No
256	GOM_NL__2PRFIN20110325_174736_000000573100_00415_47412_2525.N1	25-MAR-2011 17:47:36	Dark	57.000	4	Alp1Cen	-0.010000	5800.0	114	47412	No
257	GOM_NL__2PRFIN20110325_175005_000000453100_00415_47412_2526.N1	25-MAR-2011 17:50:05	Straylight	45.000	78	Alp Lup	2.3040	28000.	90	47412	No
258	GOM_NL__2PRFIN20110325_175139_000000503100_00415_47412_2527.N1	25-MAR-2011 17:51:39	Straylight	50.000	81	Eta Cen	2.3560	28000.	100	47412	No
259	GOM_NL__2PRFIN20110325_175431_000000583100_00415_47412_2528.N1	25-MAR-2011 17:54:31	Straylight	57.500	54	5The Cen	2.0550	4500.0	115	47412	No
260	GOM_NL__2PRFIN20110325_180101_000000473100_00415_47412_2529.N1	25-MAR-2011 18:01:01	Straylight	46.500	106	9Bet Crv	2.6480	5600.0	93	47412	No
261	GOM_NL__2PRFIN20110325_180305_000000473100_00415_47412_2530.N1	25-MAR-2011 18:03:05	Twl_and_stray	46.500	100	4Gam Crv	2.5800	13100.	93	47412	No
262	GOM_NL__2PRFIN20110325_180833_000000503100_00415_47412_2531.N1	25-MAR-2011 18:08:33	Bright	50.000	121	29Gam Vir	2.7400	7200.0	100	47412	No
263	GOM_NL__2PRFIN20110325_181310_000000453100_00415_47412_2532.N1	25-MAR-2011 18:13:10	Bright	44.500	62	94Bet Leo	2.1360	9700.0	89	47412	No
264	GOM_NL__2PRFIN20110325_181437_000000393100_00415_47412_2533.N1	25-MAR-2011 18:14:37	Bright	39.000	96	68Del Leo	2.5600	9300.0	78	47412	No
265	GOM_NL__2PRFIN20110325_182130_000000393100_00415_47412_2534.N1	25-MAR-2011 18:21:30	Bright	39.000	174	52Psi UMa	3.0040	4400.0	78	47412	No
266	GOM_NL__2PRFIN20110325_182448_000000423100_00415_47412_2535.N1	25-MAR-2011 18:24:48	Bright	42.000	82	48Bet UMa	2.3650	10600.	84	47412	No
267	GOM_NL__2PRFIN20110325_182619_000000403100_00415_47412_2536.N1	25-MAR-2011 18:26:19	Bright	39.500	36	50Alp UMa	1.8000	6300.0	79	47412	No
268	GOM_NL__2PRFIN20110325_182744_000000463100_00415_47412_2537.N1	25-MAR-2011 18:27:44	Bright	46.000	55	79Zet UMa	2.0600	10200.	92	47412	No
269	GOM_NL__2PRFIN20110325_183258_000000423100_00415_47412_2538.N1	25-MAR-2011 18:32:58	Bright	41.500	60	7Bet UMi	2.0810	3950.0	83	47412	No
270	GOM_NL__2PRFIN20110325_183618_000000503100_00415_47412_2539.N1	25-MAR-2011 18:36:18	Bright	49.500	119	14Eta Dra	2.7270	4700.0	99	47412	No
271	GOM_NL__2PRFIN20110325_184155_000000343100_00415_47412_2540.N1	25-MAR-2011 18:41:55	Bright	34.000	89	5Alp Cep	2.4510	8000.0	68	47412	No
272	GOM_NL__2PRFIN20110325_184703_000000423100_00415_47412_2541.N1	25-MAR-2011 18:47:03	Bright	41.500	19	50Alp Cyg	1.2460	10500.	83	47412	No
273	GOM_NL__2PRFIN20110325_184839_000000433100_00415_47412_2542.N1	25-MAR-2011 18:48:39	Bright	42.500	66	37Gam Cyg	2.2080	5900.0	85	47412	No
274	GOM_NL__2PRFIN20110325_185033_000000413100_00415_47412_2543.N1	25-MAR-2011 18:50:33	Bright	41.000	92	53Eps Cyg	2.5000	4500.0	82	47412	No
275	GOM_NL__2PRFIN20110325_185946_000000663100_00415_47412_2544.N1	25-MAR-2011 18:59:46	Straylight	65.500	11	53Alp Aql	0.76500	8000.0	131	47412	No
276	GOM_NL__2PRFIN20110325_191306_000000533100_00415_47412_2545.N1	25-MAR-2011 19:13:06	Dark	52.500	57	34Sig Sgr	2.0660	26000.	105	47412	No
277	GOM_NL__2PRFIN20110325_191504_000000433100_00415_47412_2546.N1	25-MAR-2011 19:15:04	Dark	43.000	137	22Lam Sgr	2.8240	4400.0	86	47412	No
278	GOM_NL__2PRFIN20110325_191642_000000513100_00415_47412_2547.N1	25-MAR-2011 19:16:42	Dark	50.500	38	20Eps Sgr	1.8360	11000.	101	47412	No

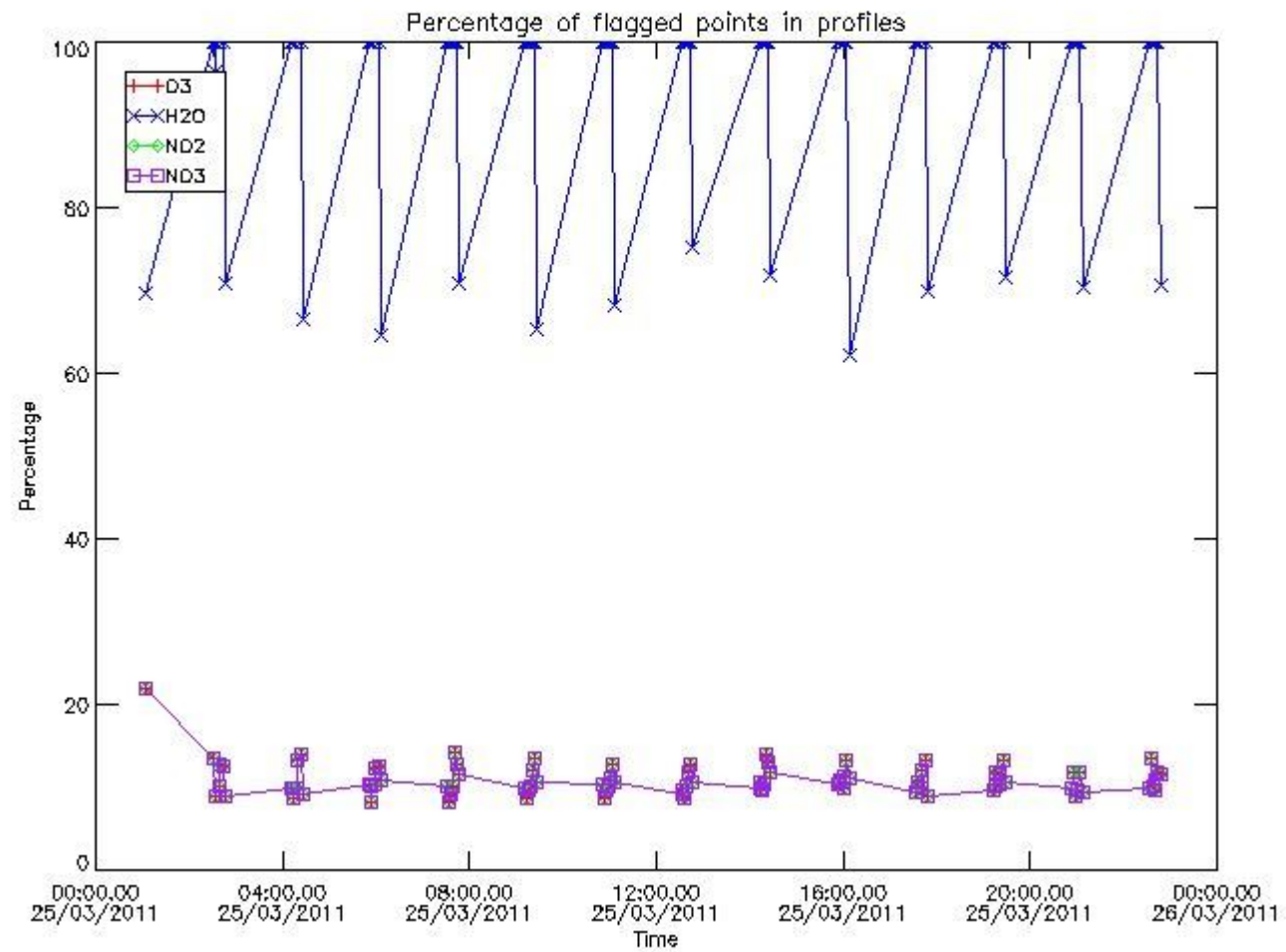
279	GOM_NL__2PRFIN20110325_192009_000000493100_00416_47413_2487.N1	25-MAR-2011 19:20:09	Dark	49.000	85	Kap Sco	2.4070	28000.	98	47413	No
280	GOM_NL__2PRFIN20110325_192150_000000453100_00416_47413_2488.N1	25-MAR-2011 19:21:50	Dark	44.500	141	Bet Ara	2.8400	4600.0	89	47413	No
281	GOM_NL__2PRFIN20110325_192511_000000393100_00416_47413_2489.N1	25-MAR-2011 19:25:11	Dark	38.500	134	Bet TrA	2.8100	6600.0	77	47413	No
282	GOM_NL__2PRFIN20110325_192751_000000533100_00416_47413_2490.N1	25-MAR-2011 19:27:51	Dark	53.000	4	Alp1Cen	-0.010000	5800.0	106	47413	No
283	GOM_NL__2PRFIN20110325_193019_000000463100_00416_47413_2491.N1	25-MAR-2011 19:30:19	Straylight	45.500	78	Alp Lup	2.3040	28000.	91	47413	No
284	GOM_NL__2PRFIN20110325_193153_000000493100_00416_47413_2492.N1	25-MAR-2011 19:31:53	Straylight	48.500	81	Eta Cen	2.3560	28000.	97	47413	No
285	GOM_NL__2PRFIN20110325_193446_000000563100_00416_47413_2493.N1	25-MAR-2011 19:34:46	Straylight	55.500	54	5The Cen	2.0550	4500.0	111	47413	No
286	GOM_NL__2PRFIN20110325_194116_000000453100_00416_47413_2494.N1	25-MAR-2011 19:41:16	Straylight	44.500	106	9Bet Crv	2.6480	5600.0	89	47413	No
287	GOM_NL__2PRFIN20110325_194319_000000433100_00416_47413_2495.N1	25-MAR-2011 19:43:19	Tw_i_and_stray	42.500	100	4Gam Crv	2.5800	13100.	85	47413	No
288	GOM_NL__2PRFIN20110325_194847_000000493100_00416_47413_2496.N1	25-MAR-2011 19:48:47	Bright	48.500	121	29Gam Vir	2.7400	7200.0	97	47413	No
289	GOM_NL__2PRFIN20110325_195324_000000423100_00416_47413_2497.N1	25-MAR-2011 19:53:24	Bright	42.000	62	94Bet Leo	2.1360	9700.0	84	47413	No
290	GOM_NL__2PRFIN20110325_195451_000000393100_00416_47413_2498.N1	25-MAR-2011 19:54:51	Bright	38.500	96	68Del Leo	2.5600	9300.0	77	47413	No
291	GOM_NL__2PRFIN20110325_200144_000000373100_00416_47413_2499.N1	25-MAR-2011 20:01:44	Bright	37.000	174	52Psi UMa	3.0040	4400.0	74	47413	No
292	GOM_NL__2PRFIN20110325_200502_000000383100_00416_47413_2500.N1	25-MAR-2011 20:05:02	Bright	37.500	82	48Bet UMa	2.3650	10600.	75	47413	No
293	GOM_NL__2PRFIN20110325_200633_000000543100_00416_47413_2501.N1	25-MAR-2011 20:06:33	Bright	54.000	36	50Alp UMa	1.8000	6300.0	108	47413	No
294	GOM_NL__2PRFIN20110325_200757_000000633100_00416_47413_2502.N1	25-MAR-2011 20:07:57	Bright	63.000	55	79Zet UMa	2.0600	10200.	126	47413	No
295	GOM_NL__2PRFIN20110325_201311_000000433100_00416_47413_2503.N1	25-MAR-2011 20:13:11	Bright	42.500	60	7Bet UMi	2.0810	3950.0	85	47413	No
296	GOM_NL__2PRFIN20110325_201631_000000483100_00416_47413_2504.N1	25-MAR-2011 20:16:31	Bright	48.000	119	14Eta Dra	2.7270	4700.0	96	47413	No
297	GOM_NL__2PRFIN20110325_202209_000000343100_00416_47413_2505.N1	25-MAR-2011 20:22:09	Bright	34.000	89	5Alp Cep	2.4510	8000.0	68	47413	No
298	GOM_NL__2PRFIN20110325_202717_000000573100_00416_47413_2506.N1	25-MAR-2011 20:27:17	Bright	57.000	19	50Alp Cyg	1.2460	10500.	114	47413	No
299	GOM_NL__2PRFIN20110325_202853_000000403100_00416_47413_2507.N1	25-MAR-2011 20:28:53	Bright	40.000	66	37Gam Cyg	2.2080	5900.0	80	47413	No
300	GOM_NL__2PRFIN20110325_203047_000000413100_00416_47413_2508.N1	25-MAR-2011 20:30:47	Bright	41.000	92	53Eps Cyg	2.5000	4500.0	82	47413	No
301	GOM_NL__2PRFIN20110325_204001_000000613100_00416_47413_2509.N1	25-MAR-2011 20:40:01	Straylight	60.500	11	53Alp Aql	0.76500	8000.0	121	47413	No
302	GOM_NL__2PRFIN20110325_205321_000000523100_00416_47413_2510.N1	25-MAR-2011 20:53:21	Dark	51.500	57	34Sig Sgr	2.0660	26000.	103	47413	No
303	GOM_NL__2PRFIN20110325_205519_000000433100_00416_47413_2511.N1	25-MAR-2011 20:55:19	Dark	43.000	137	22Lam Sgr	2.8240	4400.0	86	47413	No
304	GOM_NL__2PRFIN20110325_205657_000000573100_00416_47413_2512.N1	25-MAR-2011 20:56:57	Dark	57.000	38	20Eps Sgr	1.8360	11000.	114	47413	No
305	GOM_NL__2PRFIN20110325_210023_000000533100_00417_47414_2470.N1	25-MAR-2011 21:00:23	Dark	53.000	85	Kap Sco	2.4070	28000.	106	47414	No
306	GOM_NL__2PRFIN20110325_210205_000000443100_00417_47414_2471.N1	25-MAR-2011 21:02:05	Dark	43.500	141	Bet Ara	2.8400	4600.0	87	47414	No
307	GOM_NL__2PRFIN20110325_210805_000000553100_00417_47414_2472.N1	25-MAR-2011 21:08:05	Dark	54.500	4	Alp1Cen	-0.010000	5800.0	109	47414	No
308	GOM_NL__2PRFIN20110325_211034_000000463100_00417_47414_2473.N1	25-MAR-2011 21:10:34	Straylight	46.000	78	Alp Lup	2.3040	28000.	92	47414	No
309	GOM_NL__2PRFIN20110325_211208_000000543100_00417_47414_2474.N1	25-MAR-2011 21:12:08	Straylight	53.500	81	Eta Cen	2.3560	28000.	107	47414	No
310	GOM_NL__2PRFIN20110325_211501_000000563100_00417_47414_2475.N1	25-MAR-2011 21:15:01	Straylight	55.500	54	5The Cen	2.0550	4500.0	111	47414	No
311	GOM_NL__2PRFIN20110325_212130_000000493100_00417_47414_2476.N1	25-MAR-2011 21:21:30	Straylight	48.500	106	9Bet Crv	2.6480	5600.0	97	47414	No
312	GOM_NL__2PRFIN20110325_212333_000000453100_00417_47414_2477.N1	25-MAR-2011 21:23:33	Tw_i_and_stray	45.000	100	4Gam Crv	2.5800	13100.	90	47414	No
313	GOM_NL__2PRFIN20110325_212900_000000493100_00417_47414_2478.N1	25-MAR-2011 21:29:00	Bright	48.500	121	29Gam Vir	2.7400	7200.0	97	47414	No
314	GOM_NL__2PRFIN20110325_213337_000000433100_00417_47414_2479.N1	25-MAR-2011 21:33:37	Bright	42.500	62	94Bet Leo	2.1360	9700.0	85	47414	No
315	GOM_NL__2PRFIN20110325_213505_000000393100_00417_47414_2480.N1	25-MAR-2011 21:35:05	Bright	38.500	96	68Del Leo	2.5600	9300.0	77	47414	No
316	GOM_NL__2PRFIN20110325_214158_000000513100_00417_47414_2481.N1	25-MAR-2011 21:41:58	Bright	51.000	174	52Psi UMa	3.0040	4400.0	102	47414	No
317	GOM_NL__2PRFIN20110325_214516_000000393100_00417_47414_2482.N1	25-MAR-2011 21:45:16	Bright	38.500	82	48Bet UMa	2.3650	10600.	77	47414	No
318	GOM_NL__2PRFIN20110325_214647_000000403100_00417_47414_2483.N1	25-MAR-2011 21:46:47	Bright	39.500	36	50Alp UMa	1.8000	6300.0	79	47414	No
319	GOM_NL__2PRFIN20110325_214811_000000463100_00417_47414_2484.N1	25-MAR-2011 21:48:11	Bright	45.500	55	79Zet UMa	2.0600	10200.	91	47414	No
320	GOM_NL__2PRFIN20110325_215325_000000413100_00417_47414_2485.N1	25-MAR-2011 21:53:25	Bright	40.500	60	7Bet UMi	2.0810	3950.0	81	47414	No
321	GOM_NL__2PRFIN20110325_215645_000000503100_00417_47414_2486.N1	25-MAR-2011 21:56:45	Bright	49.500	119	14Eta Dra	2.7270	4700.0	99	47414	No
322	GOM_NL__2PRFIN20110325_220223_000000373100_00417_47414_2487.N1	25-MAR-2011 22:02:23	Bright	37.000	89	5Alp Cep	2.4510	8000.0	74	47414	No
323	GOM_NL__2PRFIN20110325_220731_000000403100_00417_47414_2488.N1	25-MAR-2011 22:07:31	Bright	40.000	19	50Alp Cyg	1.2460	10500.	80	47414	No
324	GOM_NL__2PRFIN20110325_220907_000000413100_00417_47414_2489.N1	25-MAR-2011 22:09:07	Bright	40.500	66	37Gam Cyg	2.2080	5900.0	81	47414	No
325	GOM_NL__2PRFIN20110325_221101_000000403100_00417_47414_2490.N1	25-MAR-2011 22:11:01	Bright	40.000	92	53Eps Cyg	2.5000	4500.0	80	47414	No
326	GOM_NL__2PRFIN20110325_222015_000000613100_00417_47414_2491.N1	25-MAR-2011 22:20:15	Straylight	60.500	11	53Alp Aql	0.76500	8000.0	121	47414	No
327	GOM_NL__2PRFIN20110325_223336_000000513100_00417_47414_2492.N1	25-MAR-2011 22:33:36	Dark	51.000	57	34Sig Sgr	2.0660	26000.	102	47414	No
328	GOM_NL__2PRFIN20110325_223535_000000383100_00417_47414_2493.N1	25-MAR-2011 22:35:35	Dark	38.000	137	22Lam Sgr	2.8240	4400.0	76	47414	No
329	GOM_NL__2PRFIN20110325_223712_000000563100_00417_47414_2494.N1	25-MAR-2011 22:37:12	Dark	55.500	38	20Eps Sgr	1.8360	11000.	111	47414	No
330	GOM_NL__2PRFIN20110325_224039_000000533100_00418_47415_2490.N1	25-MAR-2011 22:40:39	Dark	53.000	85	Kap Sco	2.4070	28000.	106	47415	No
331	GOM_NL__2PRFIN20110325_224220_000000443100_00418_47415_2491.N1	25-MAR-2011 22:42:20	Dark	43.500	141	Bet Ara	2.8400	4600.0	87	47415	No
332	GOM_NL__2PRFIN20110325_224820_000000453100_00418_47415_2492.N1	25-MAR-2011 22:48:20	Dark	44.500	4	Alp1Cen	-0.010000	5800.0	89	47415	No
333	GOM_NL__2PRFIN20110325_225049_000000473100_00418_47415_2493.N1	25-MAR-2011 22:50:49	Straylight	47.000	78	Alp Lup	2.3040	28000.	94	47415	No
334	GOM_NL__2PRFIN20110325_225223_000000523100_00418_47415_2494.N1	25-MAR-2011 22:52:23	Straylight	51.500	81	Eta Cen	2.3560	28000.	103	47415	No
335	GOM_NL__2PRFIN20110325_225515_000000503100_00418_47415_2495.N1	25-MAR-2011 22:55:15	Straylight	50.000	54	5The Cen	2.0550	4500.0	100	47415	No
336	GOM_NL__2PRFIN20110325_230144_000000473100_00418_47415_2496.N1	25-MAR-2011 23:01:44	Straylight	47.000	106	9Bet Crv	2.6480	5600.0	94	47415	No
337	GOM_NL__2PRFIN20110325_230347_000000463100_00418_47415_2497.N1	25-MAR-2011 23:03:47	Tw_i_and_stray	46.000	100	4Gam Crv	2.5800	13100.	92	47415	No

338	GOM_NL__2PRFIN20110325_230914_000000483100_00418_47415_2498.N1	25-MAR-2011 23:09:14	Bright	48.000	121	29Gam Vir	2.7400	7200.0	96	47415	No
339	GOM_NL__2PRFIN20110325_231351_000000413100_00418_47415_2499.N1	25-MAR-2011 23:13:51	Bright	41.000	62	94Bet Leo	2.1360	9700.0	82	47415	No
340	GOM_NL__2PRFIN20110325_231519_000000383100_00418_47415_2500.N1	25-MAR-2011 23:15:19	Bright	38.000	96	68Del Leo	2.5600	9300.0	76	47415	No
341	GOM_NL__2PRFIN20110325_232212_000000393100_00418_47415_2501.N1	25-MAR-2011 23:22:12	Bright	38.500	174	52Psi UMa	3.0040	4400.0	77	47415	No
342	GOM_NL__2PRFIN20110325_232530_000000363100_00418_47415_2502.N1	25-MAR-2011 23:25:30	Bright	36.000	82	48Bet UMa	2.3650	10600.	72	47415	No
343	GOM_NL__2PRFIN20110325_232701_000000383100_00418_47415_2503.N1	25-MAR-2011 23:27:01	Bright	37.500	36	50Alp UMa	1.8000	6300.0	75	47415	No
344	GOM_NL__2PRFIN20110325_232824_000000633100_00418_47415_2504.N1	25-MAR-2011 23:28:24	Bright	63.000	55	79Zet UMa	2.0600	10200.	126	47415	No
345	GOM_NL__2PRFIN20110325_233338_000000423100_00418_47415_2505.N1	25-MAR-2011 23:33:38	Bright	41.500	60	7Bet UMi	2.0810	3950.0	83	47415	No
346	GOM_NL__2PRFIN20110325_233658_000000473100_00418_47415_2506.N1	25-MAR-2011 23:36:58	Bright	47.000	119	14Eta Dra	2.7270	4700.0	94	47415	No
347	GOM_NL__2PRFIN20110325_234237_000000383100_00418_47415_2507.N1	25-MAR-2011 23:42:37	Bright	37.500	89	5Alp Cep	2.4510	8000.0	75	47415	No
348	GOM_NL__2PRFIN20110325_234745_000000413100_00418_47415_2508.N1	25-MAR-2011 23:47:45	Bright	40.500	19	50Alp Cyg	1.2460	10500.	81	47415	No
349	GOM_NL__2PRFIN20110325_234921_000000403100_00418_47415_2509.N1	25-MAR-2011 23:49:21	Bright	39.500	66	37Gam Cyg	2.2080	5900.0	79	47415	No
350	GOM_NL__2PRFIN20110325_235115_000000403100_00418_47415_2510.N1	25-MAR-2011 23:51:15	Bright	40.000	92	53Eps Cyg	2.5000	4500.0	80	47415	No

3. Quality information per product

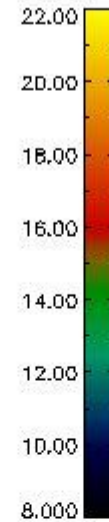
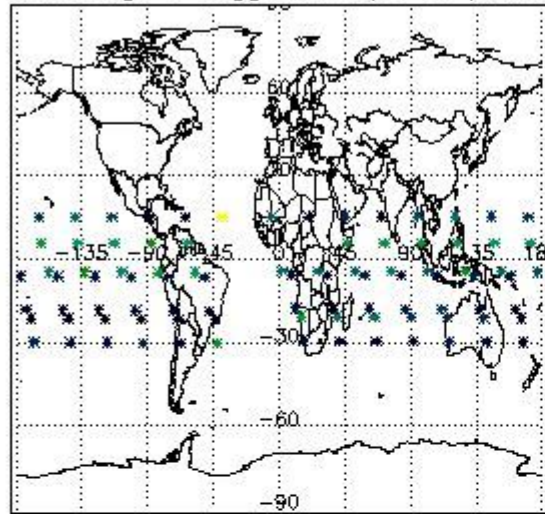
In this section it is plotted some information contained in the Quality Summary data set of the level 2 products. Only products in dark limb conditions and without errors (error flag in the MPH set to "0") are used.

3.1 Plot quality information per product (time dependant)

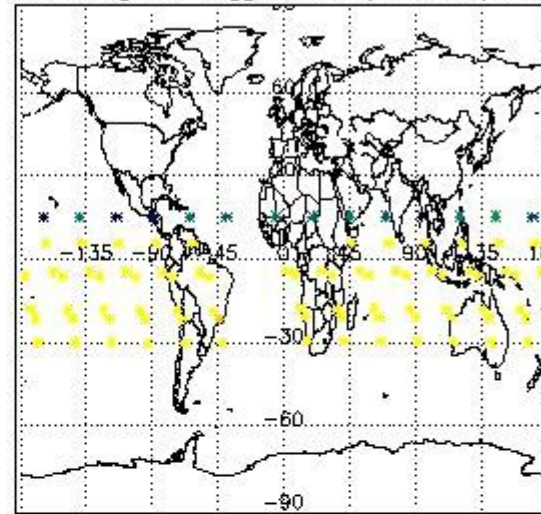


3.2 Plot quality information per product (world map)

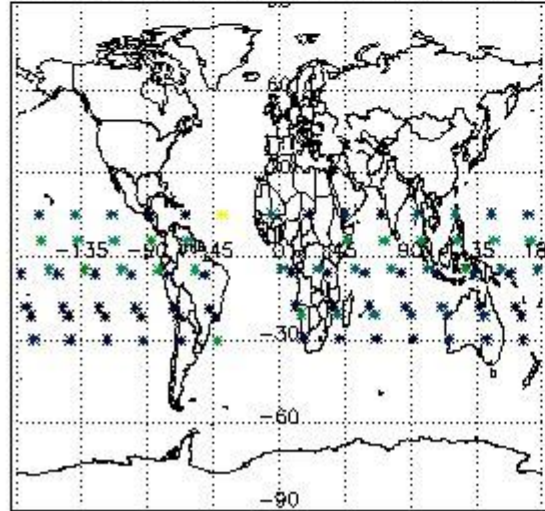
Percentage of flagged data per O3 profile



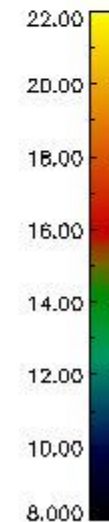
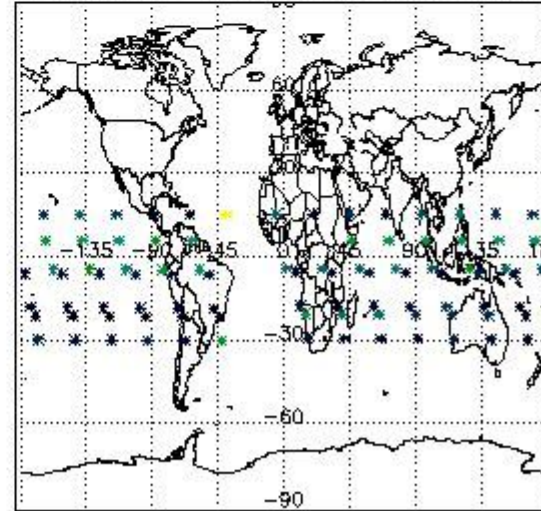
Percentage of flagged data per H2O profile



Percentage of flagged data per NO2 profile



Percentage of flagged data per NO3 profile

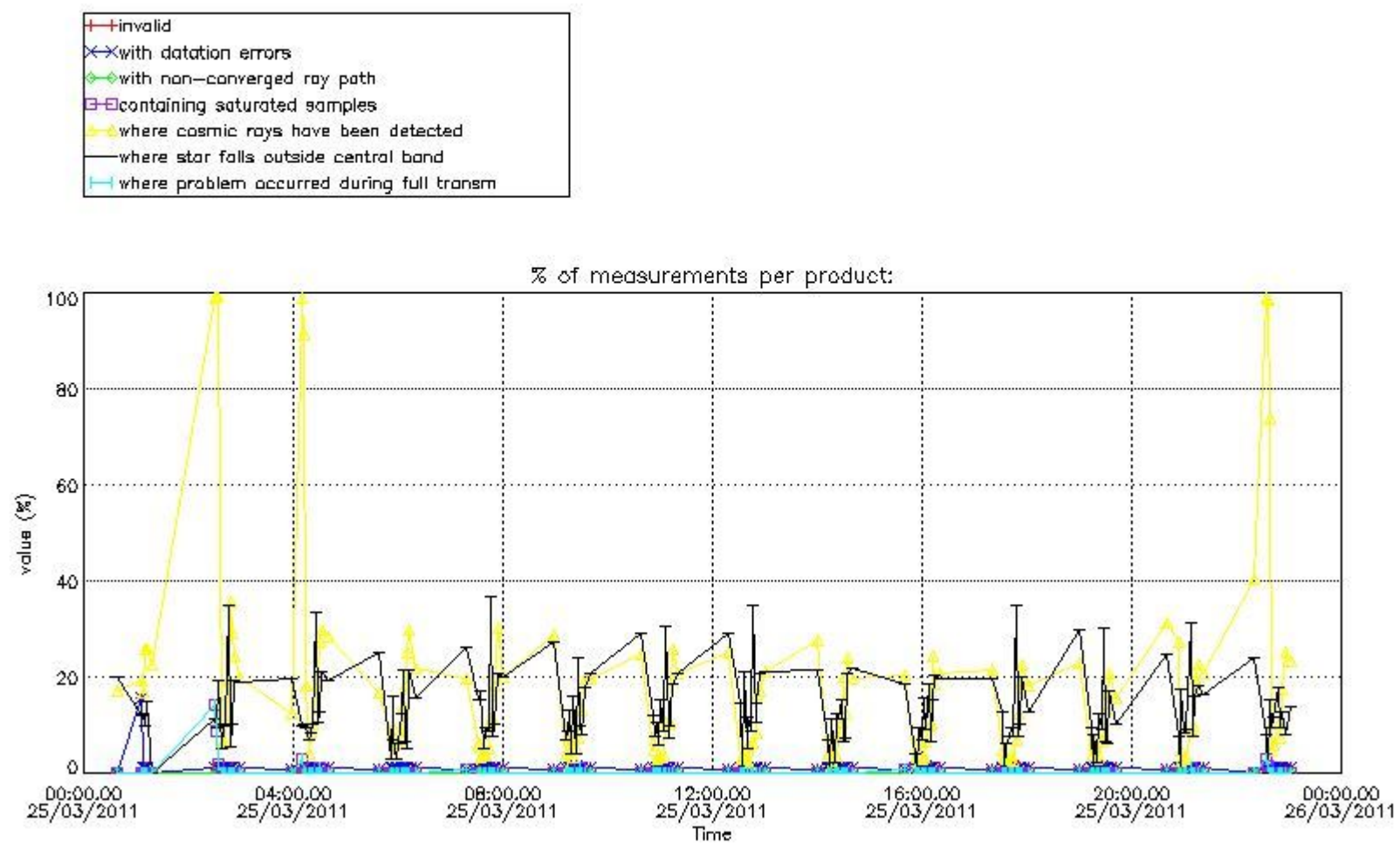


4. Level 1 quality information per product

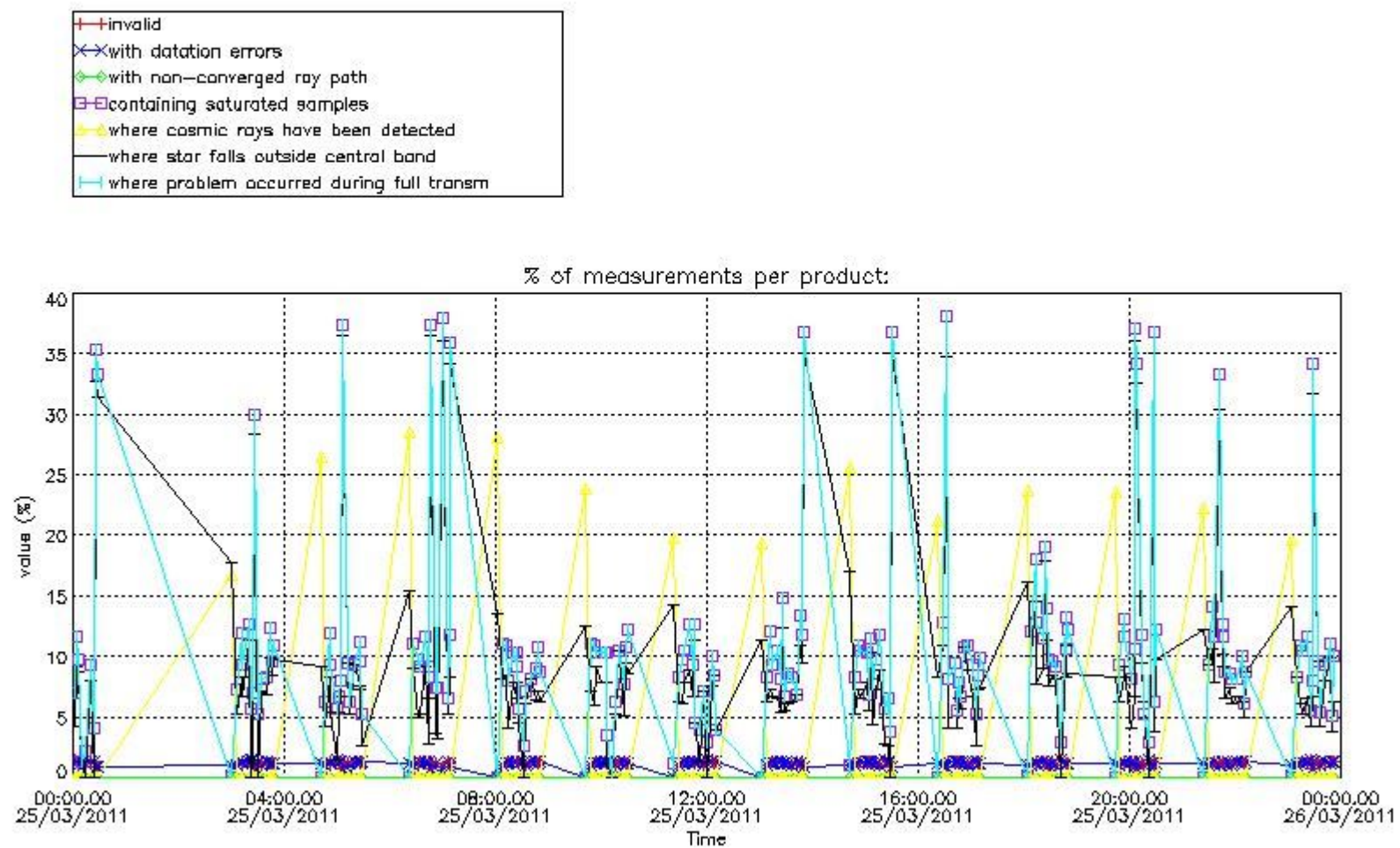
In this section it is plotted some information contained in the Quality Summary data set of the level 2 products that comes from the level 1b processing. Products without errors (error flag in the MPH set to "0") are used.

4.1 Plot quality information per product (time dependant) coming from level 1b processing

4.1.1 Plot level 1 quality information per product (time dependant): ENVISAT ASCENDING passes



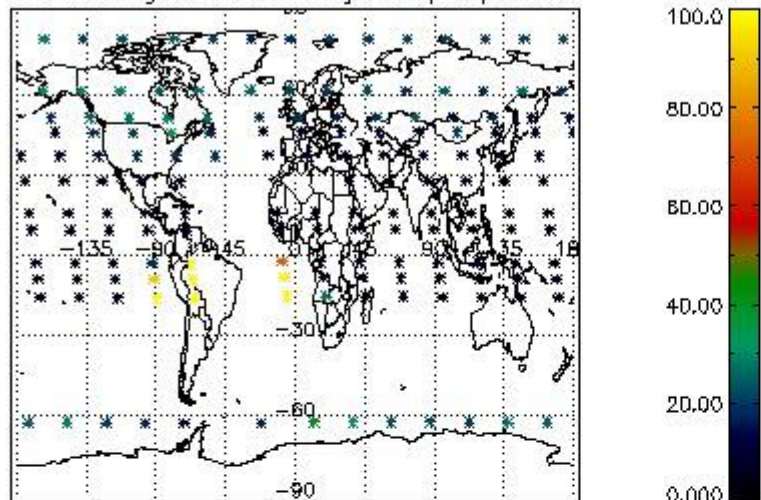
4.1.2 Plot level 1 quality information per product (time dependant): ENVI SAT DESCENDING passes



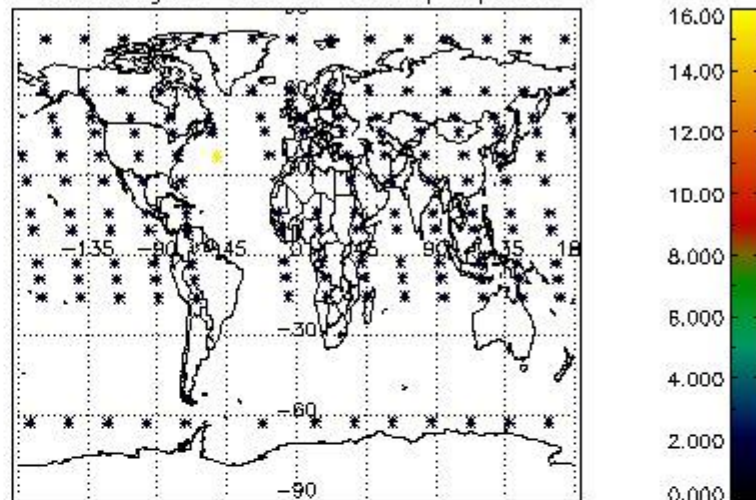
4.2 Plot quality information per product coming from level 1b processing (world map)

4.2.1 Plot level 1 quality information per product (world map): ENVISAT ASCENDING passes

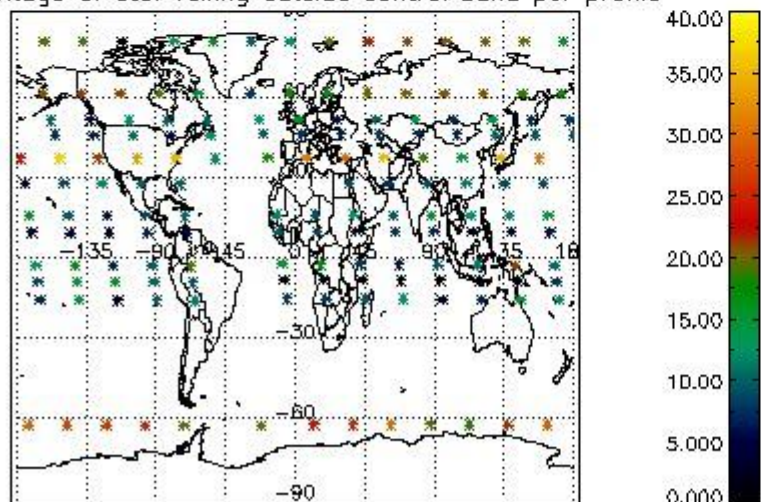
Percentage of cosmic ray hits per profile



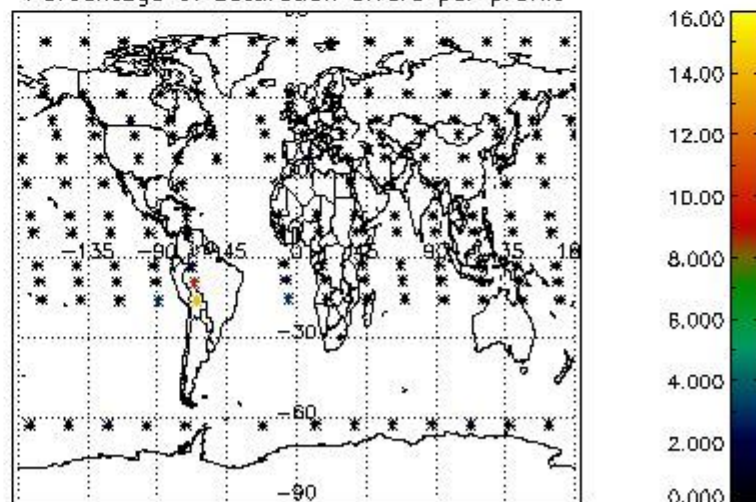
Percentage of datation errors per profile



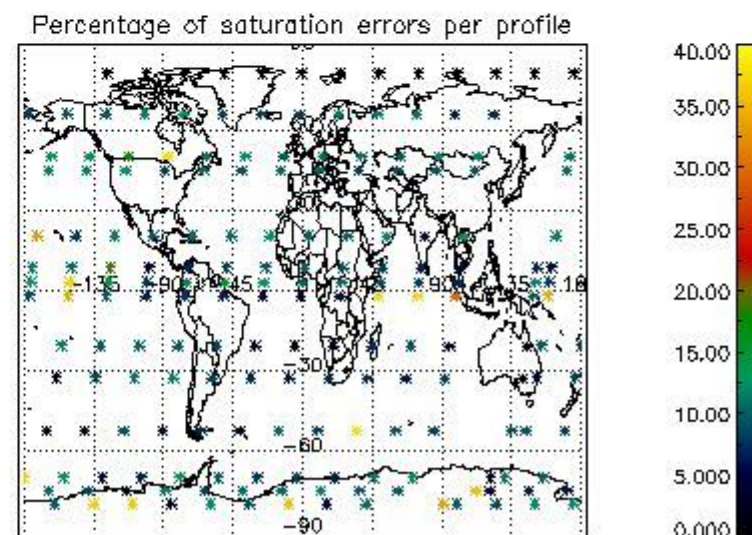
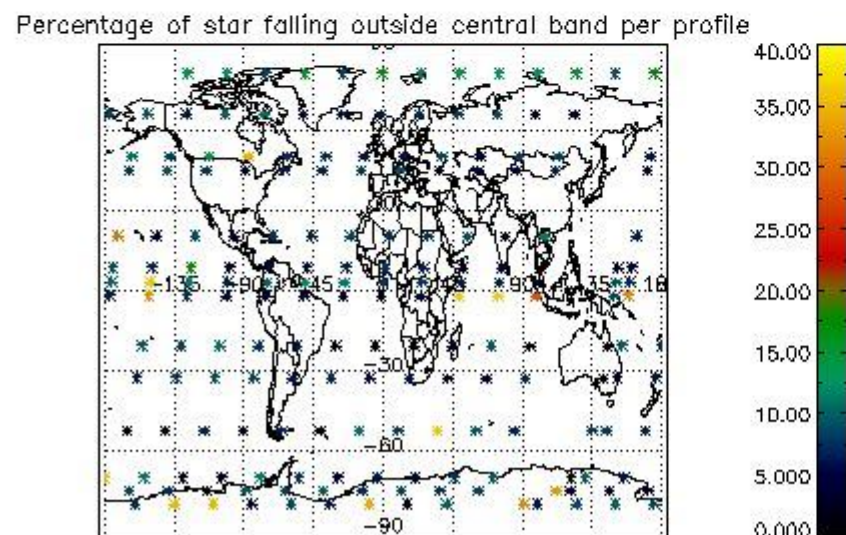
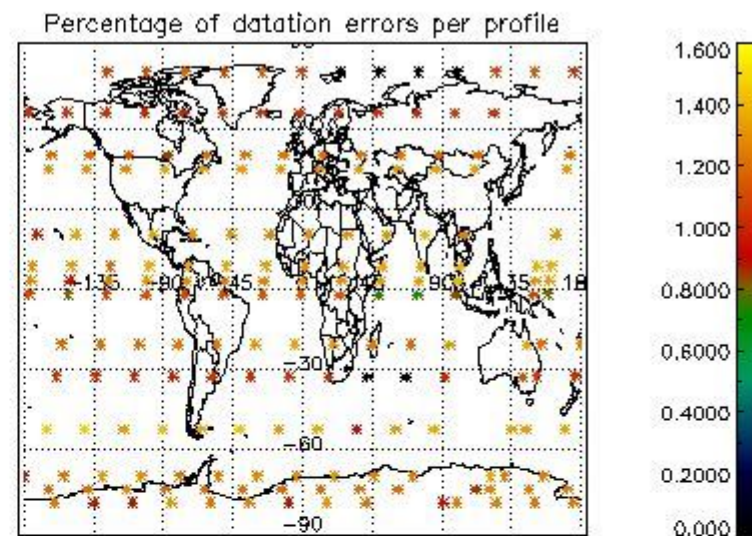
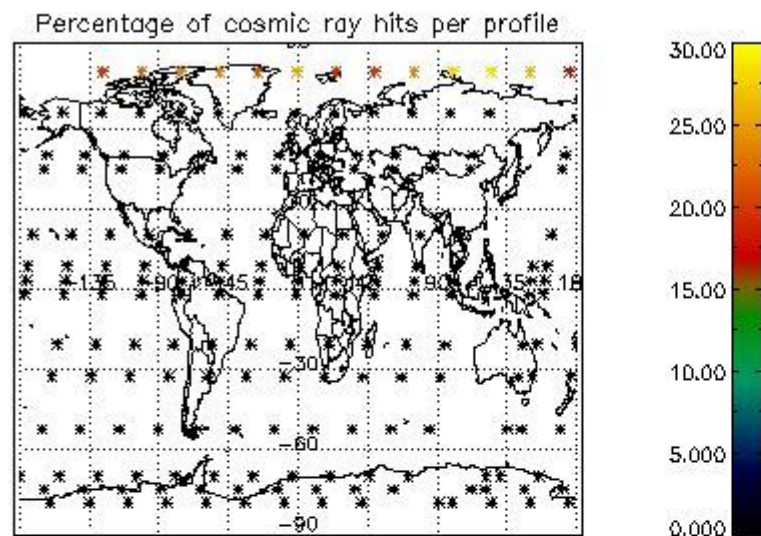
Percentage of star falling outside central band per profile



Percentage of saturation errors per profile



4.2.2 Plot level 1 quality information per product (world map): ENVISAT DESCENDING passes



5. Trace gas profiles

5.1 Ozone statistics based on quality of products

The final quality of the products can be "measured" using the STD (Standard Deviation) attached to every point profile. This information is written to the parameter GOM_NL__2P/NL_LOCAL_SPECIES_DENSITY/o3_std of the level 2 products. The table below shows the statistics for given STD ranges.

The statistics are given with respect to the overall valid production:

- Products without fatal errors: GOM_NL__2P/MPH/PRODUCT_ERR=0
- Valid point profile: GOM_NL__2P/NL_LOCAL_SPECIES_DENSITY/pcd(0)=0

The 'Criteria' is applied to valid points of dark limb products:

- Products in dark limb illumination condition: GOM_NL__2P/NL_SUMMARY_QUALITY/obs_ill_cond=0
- Products without fatal errors: GOM_NL__2P/MPH/PRODUCT_ERR=0
- Valid point profile: GOM_NL__2P/NL_LOCAL_SPECIES_DENSITY/pcd(0)=0

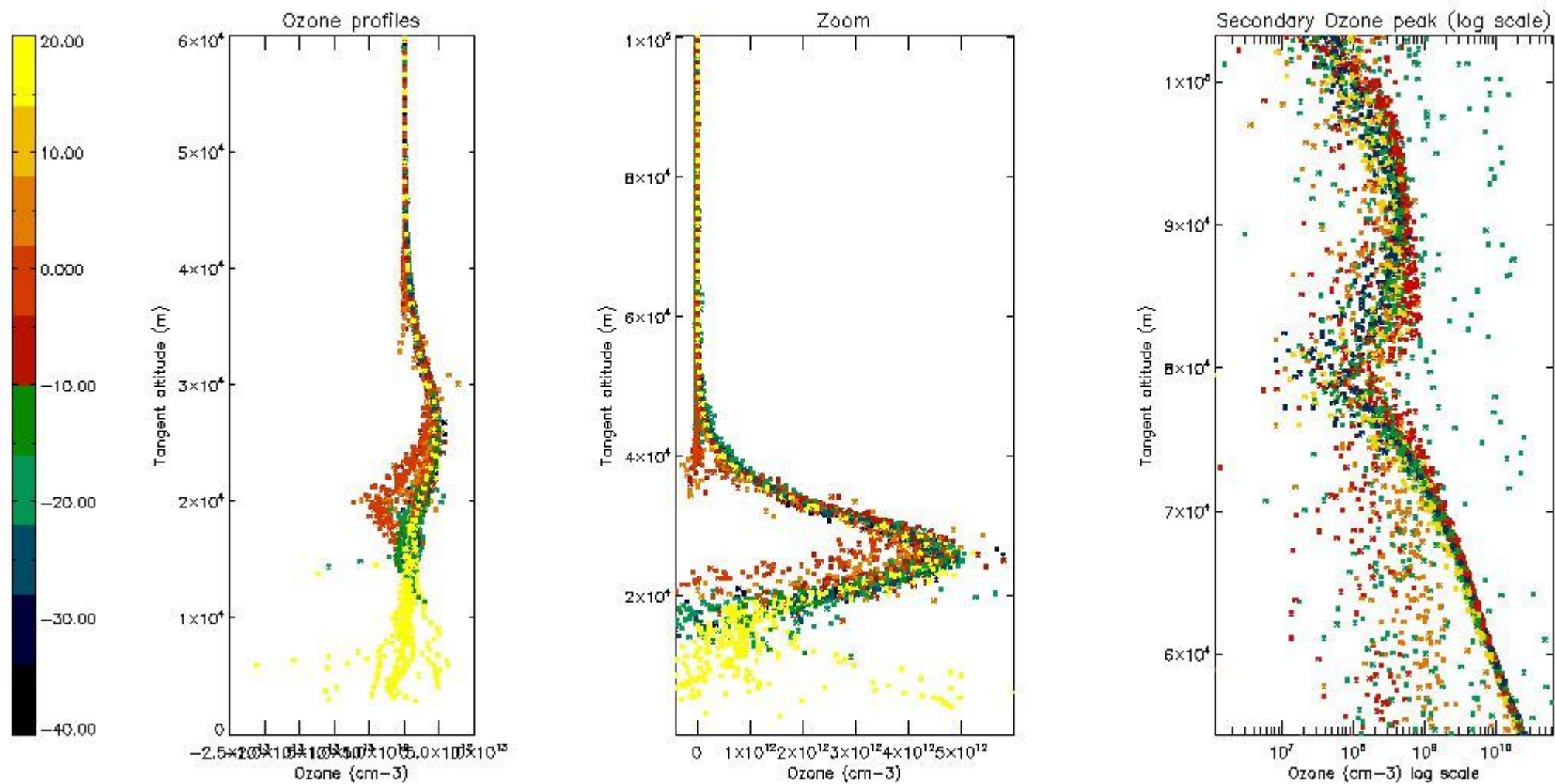
So, the table below shows the percentage of dark limb and valid observations for each criteria with respect to the overall valid daily observations.

Criteria	% of total production
All STD	28
STD < 20	13

STD < 10	10
STD < 5	7

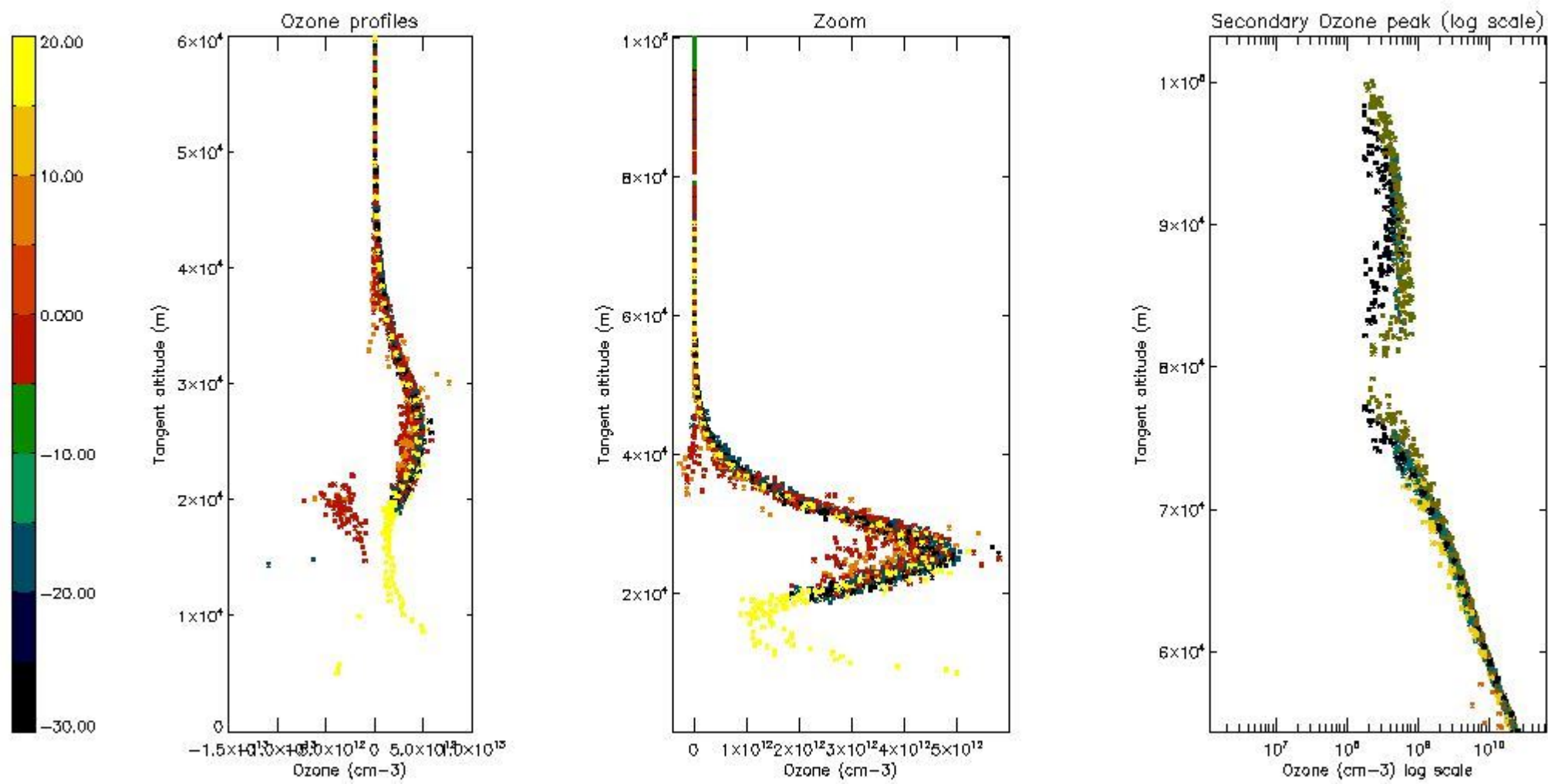
5.2 Plot ozone profiles for all STD (dark without errors)

The colorbar represents the latitude.



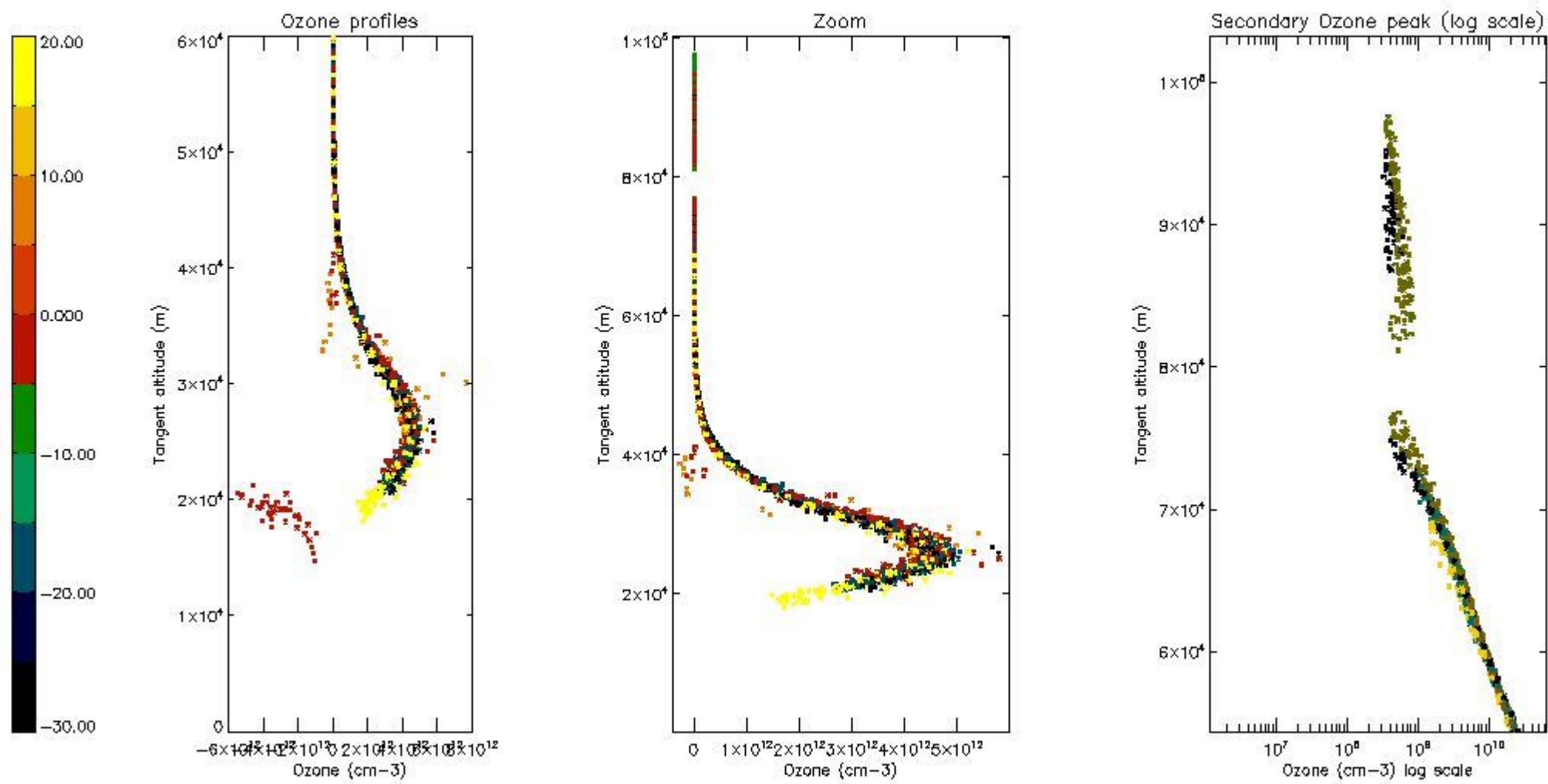
5.3 Plot ozone profiles where STD < 20% (dark without errors)

The colorbar represents the latitude.



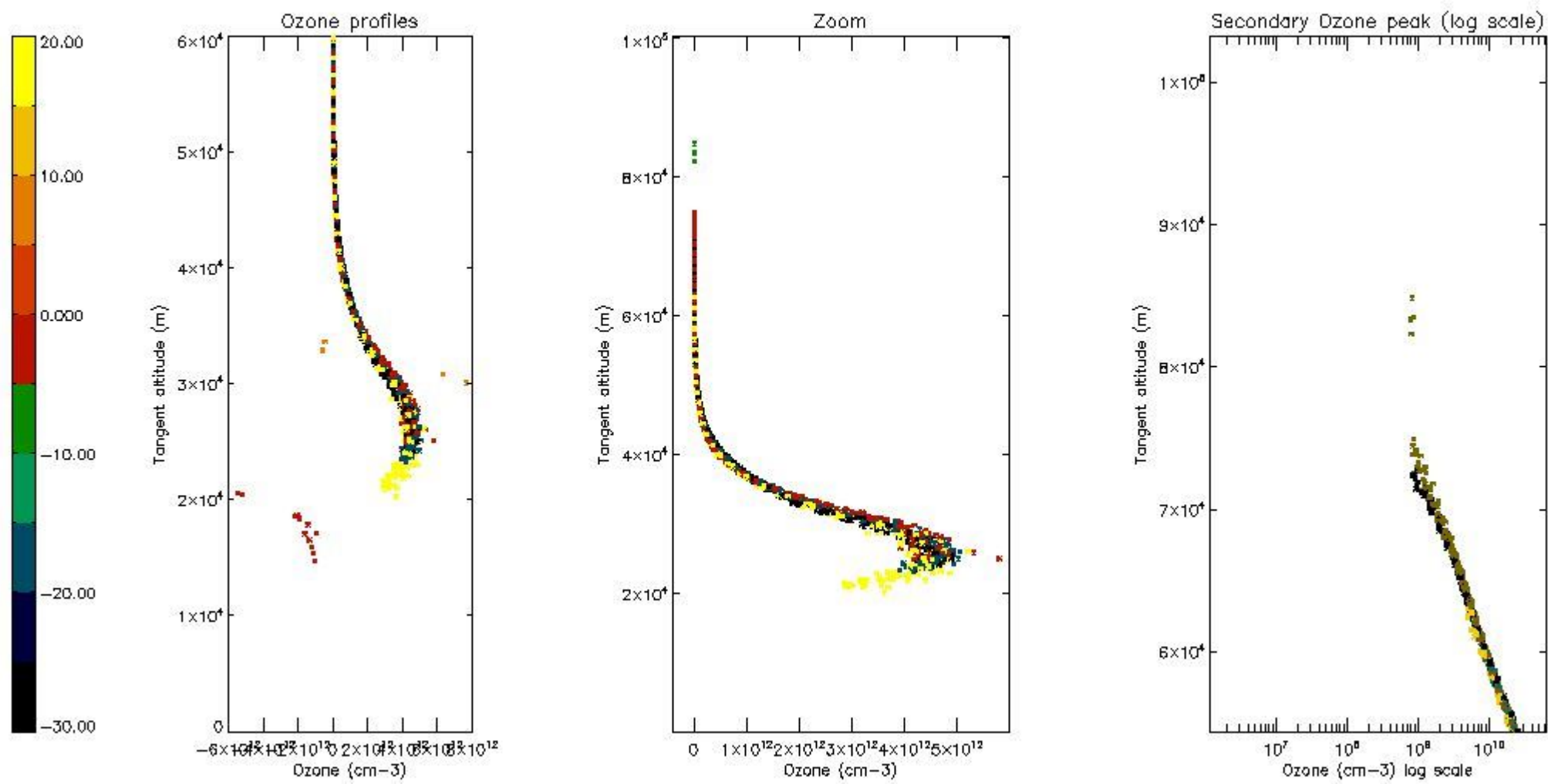
5.4 Plot ozone profiles where STD < 10% (dark without errors)

The colorbar represents the latitude.



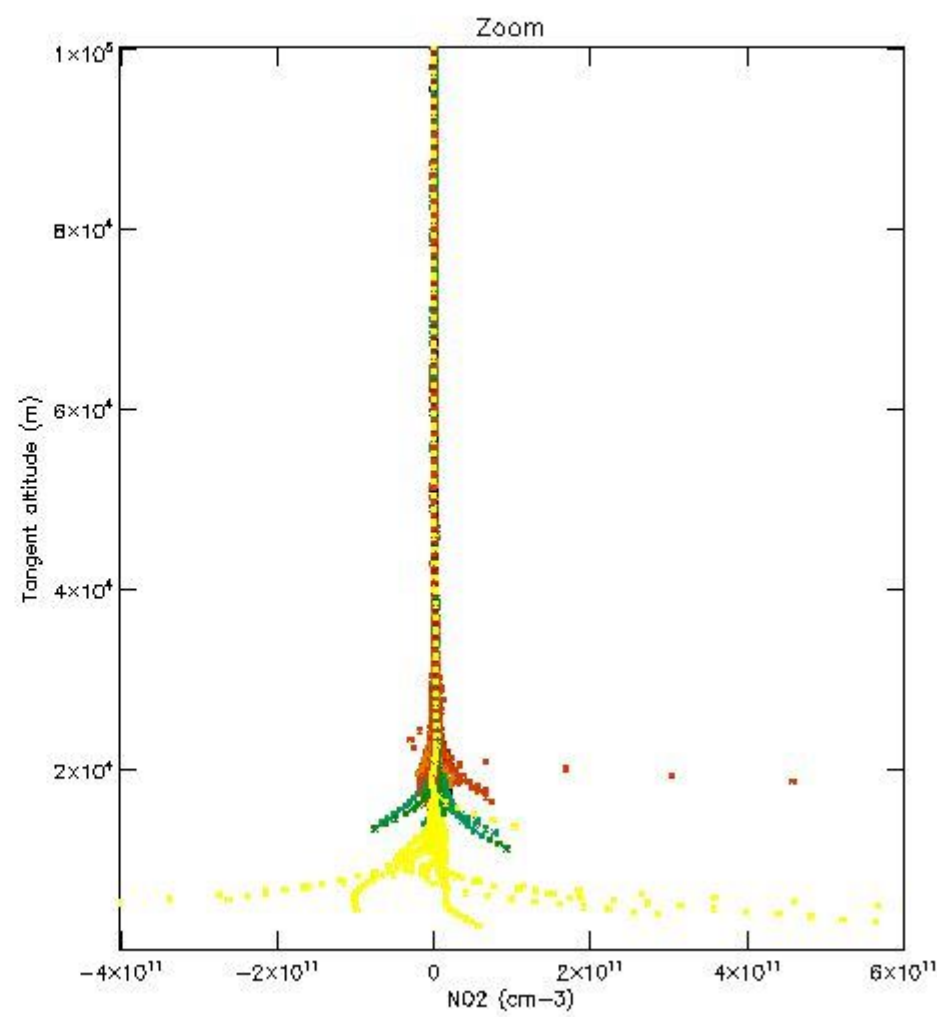
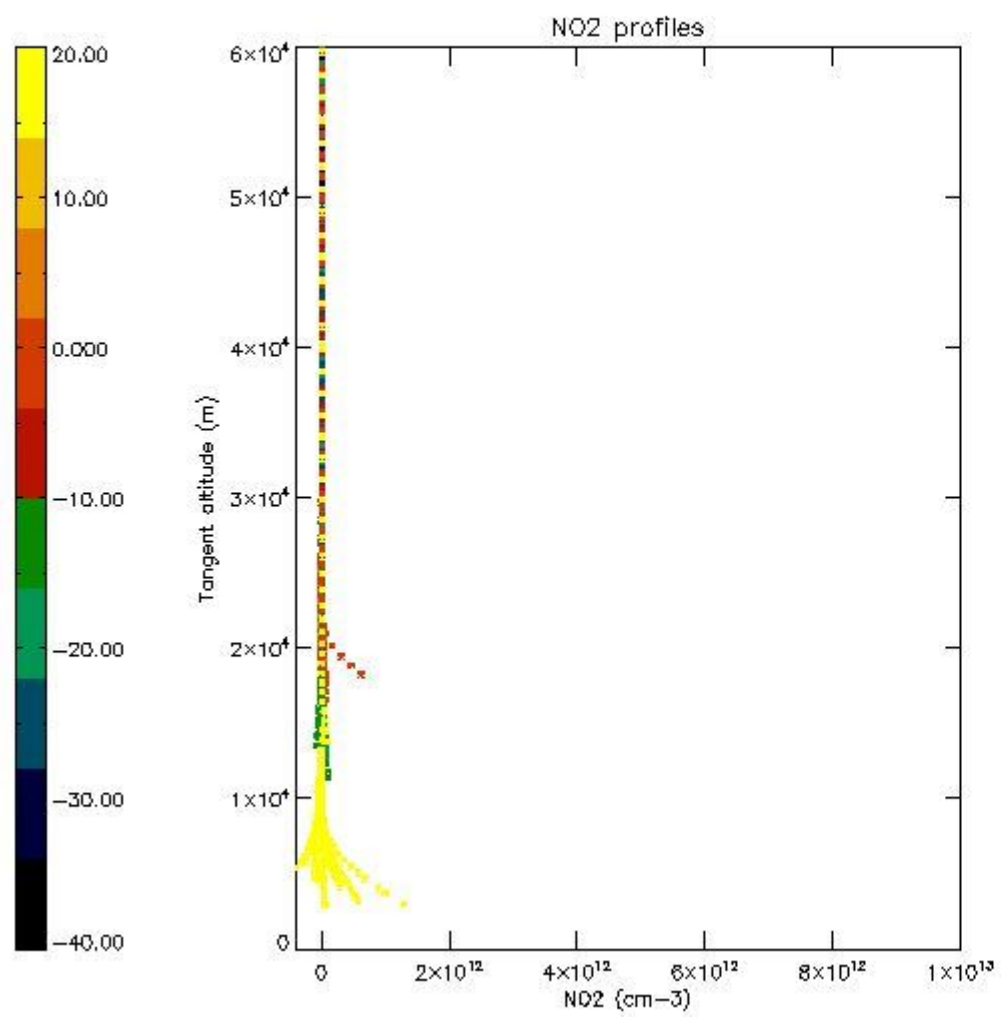
5.5 Plot ozone profiles where STD < 5% (dark without errors)

The colorbar represents the latitude.



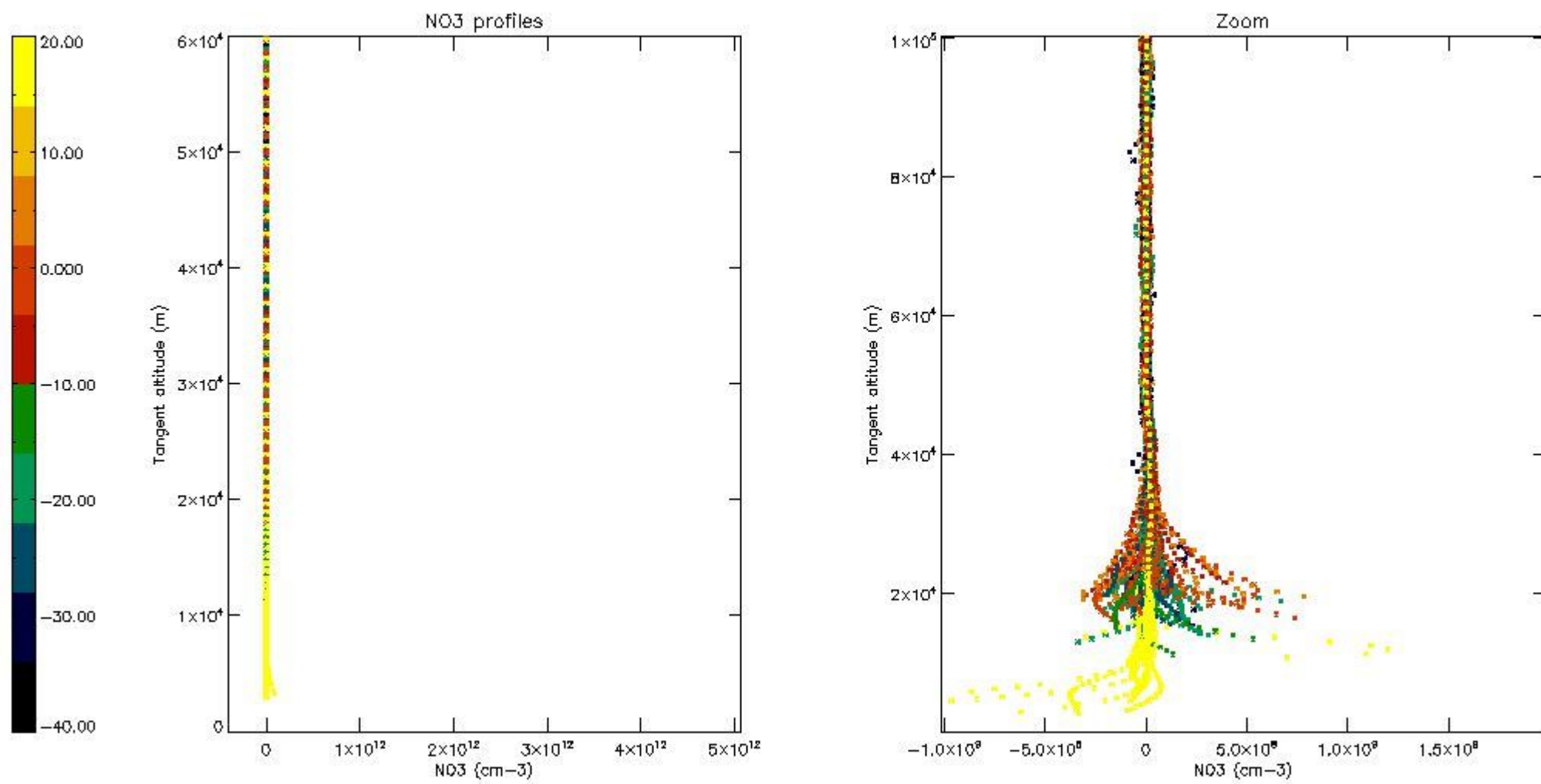
5.6 Plot NO₂ profiles for all STD (dark without errors)

The colorbar represents the latitude.



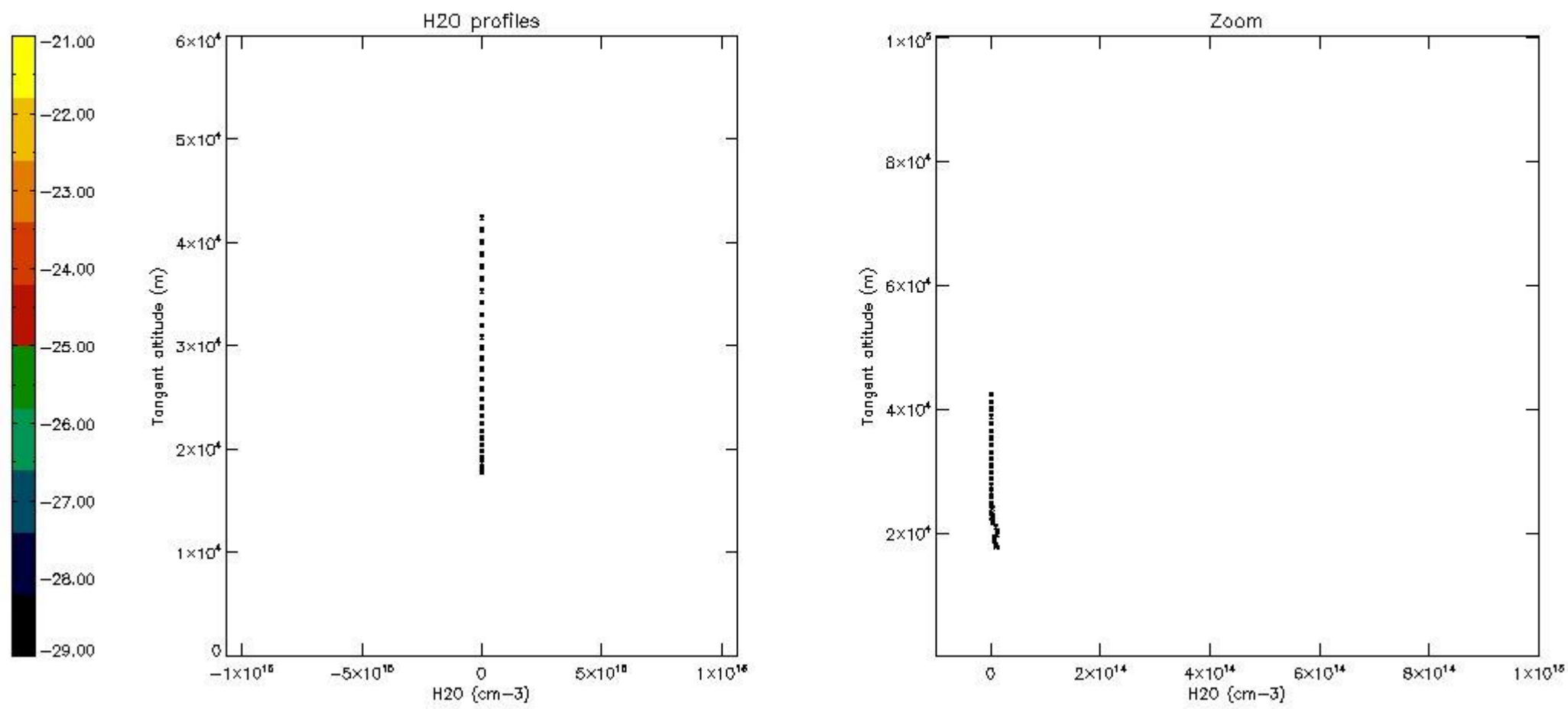
5.7 Plot NO3 profiles for all STD (dark without errors)

The colorbar represents the latitude.



5.8 Plot H2O profiles for all STD (only for occultations of stars 1,2,3,4,13,14,16,26,63 dark without errors)

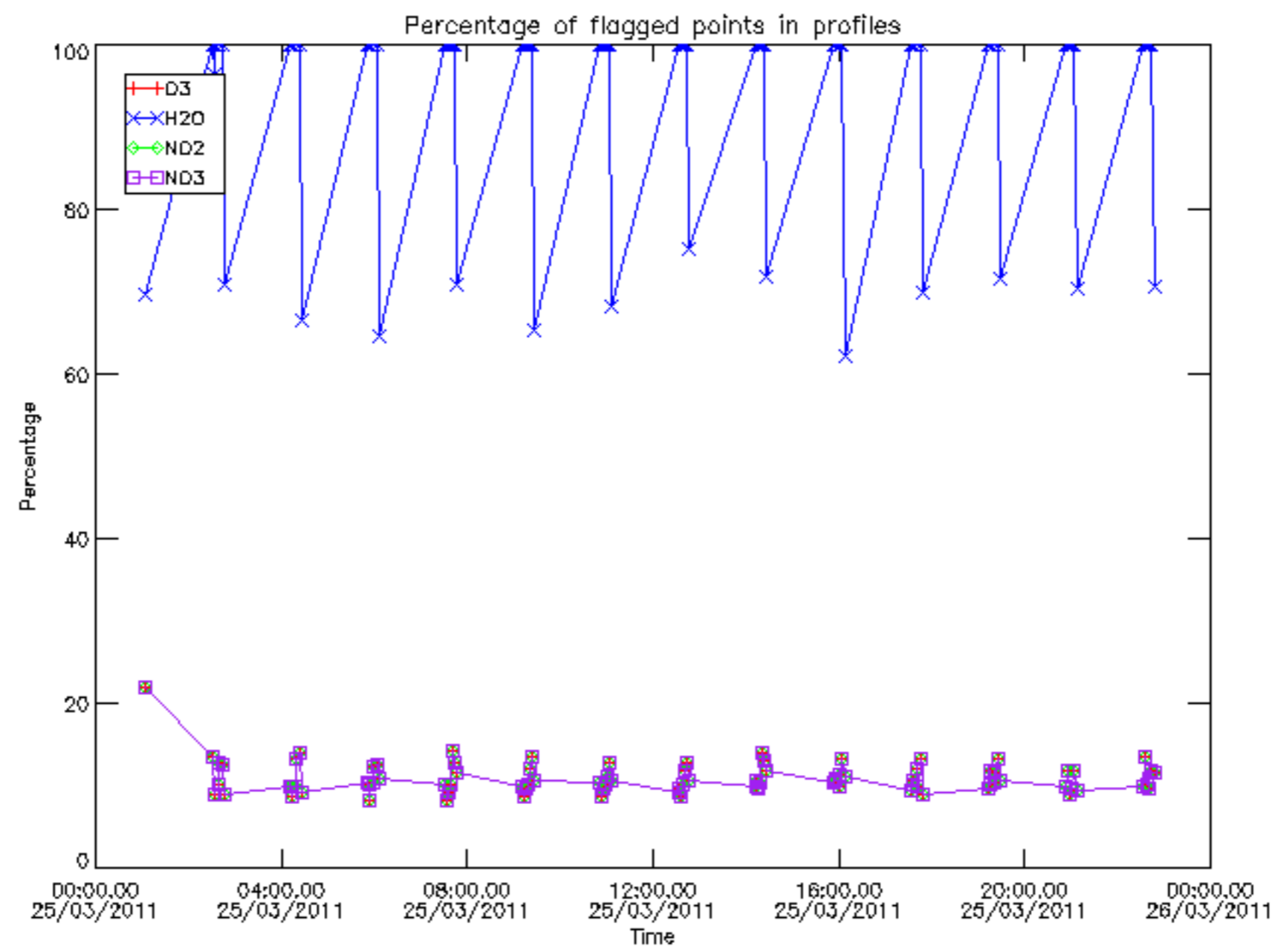
The colorbar represents the latitude.



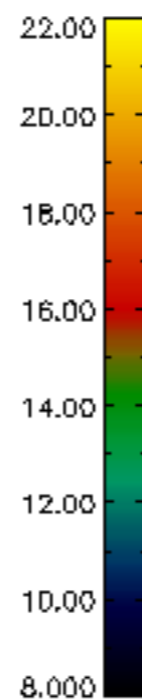
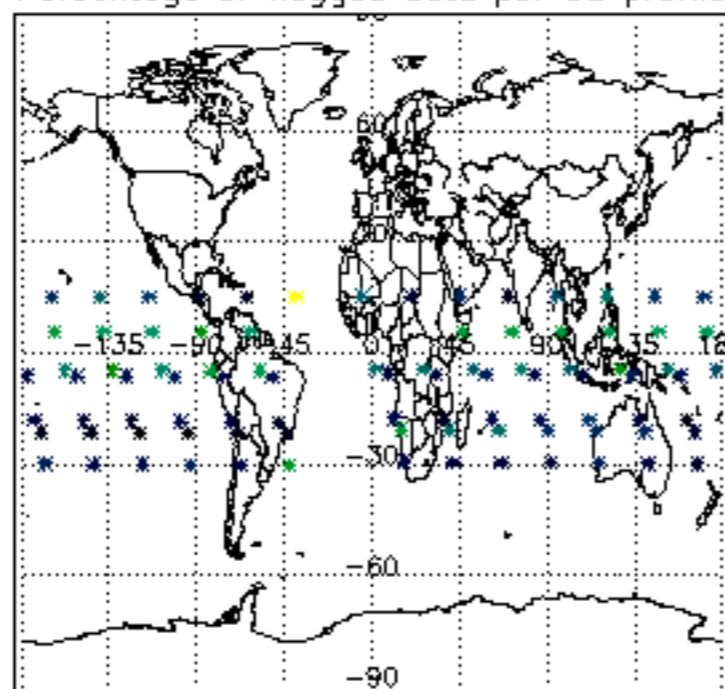
6. Auxiliary Data Files used for the production reported in section 2

The number reported in the third column indicates since which file (see list in section 2) the corresponding auxiliary file has been used. The fourth column is the date of those product files.

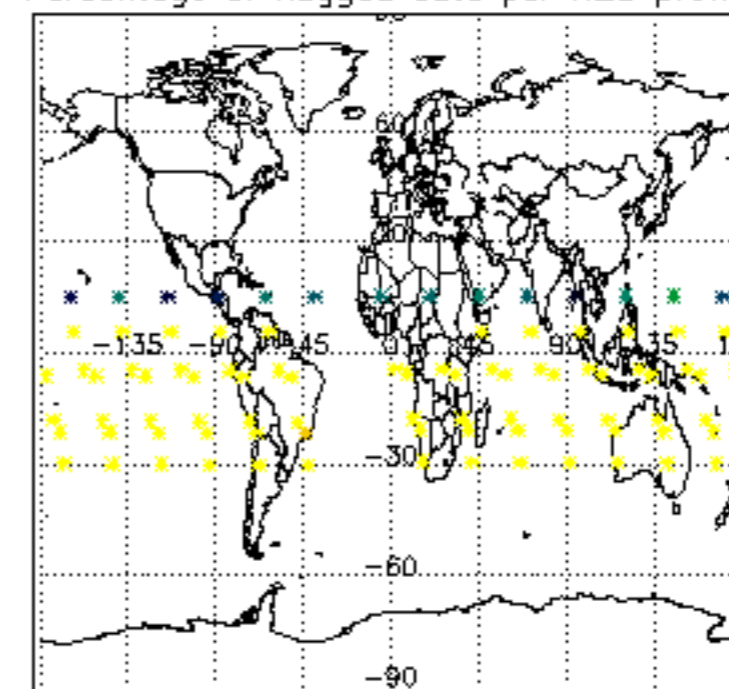
Type	Auxiliary Filename	Used since product	Used since product date
INST_PHYS_CHARACTERISTICS	GOM_INS_AXVIEC20091111_143220_20030716_120000_20500101_000000	1	25-MAR-2011 00:02:16
LEVEL-2_PROC_CONFIG	GOM_PR2_AXVIEC20091111_152718_20020301_000000_20500101_000000	1	25-MAR-2011 00:02:16
CROSS_SECTIONS_FILE	GOM_CRS_AXVIEC20091111_154832_20020301_000000_20500101_000000	1	25-MAR-2011 00:02:16



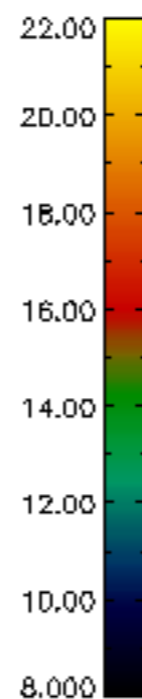
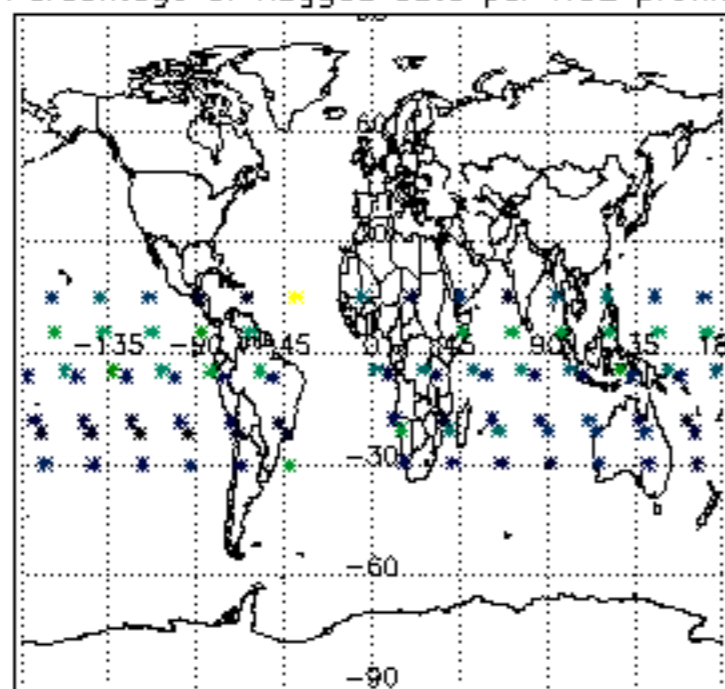
Percentage of flagged data per D3 profile



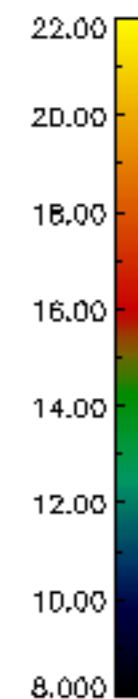
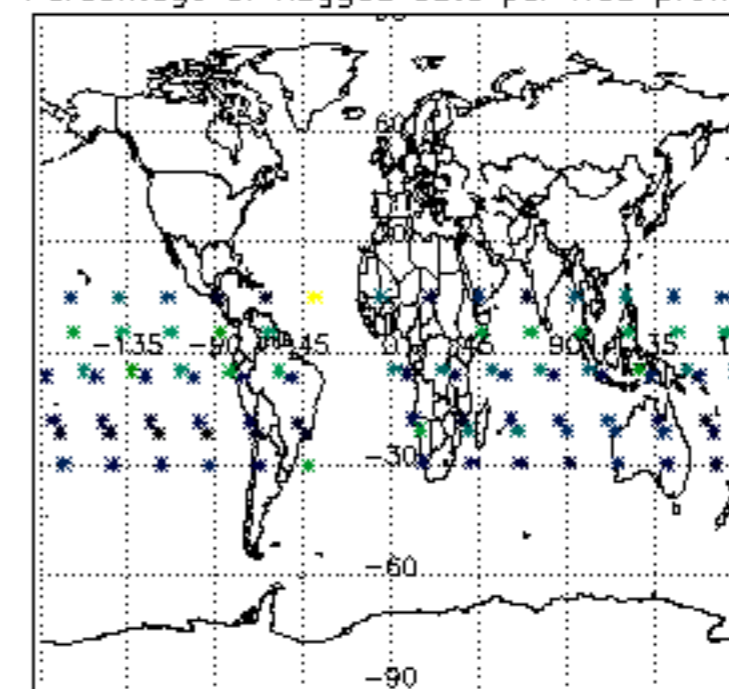
Percentage of flagged data per H2O profile

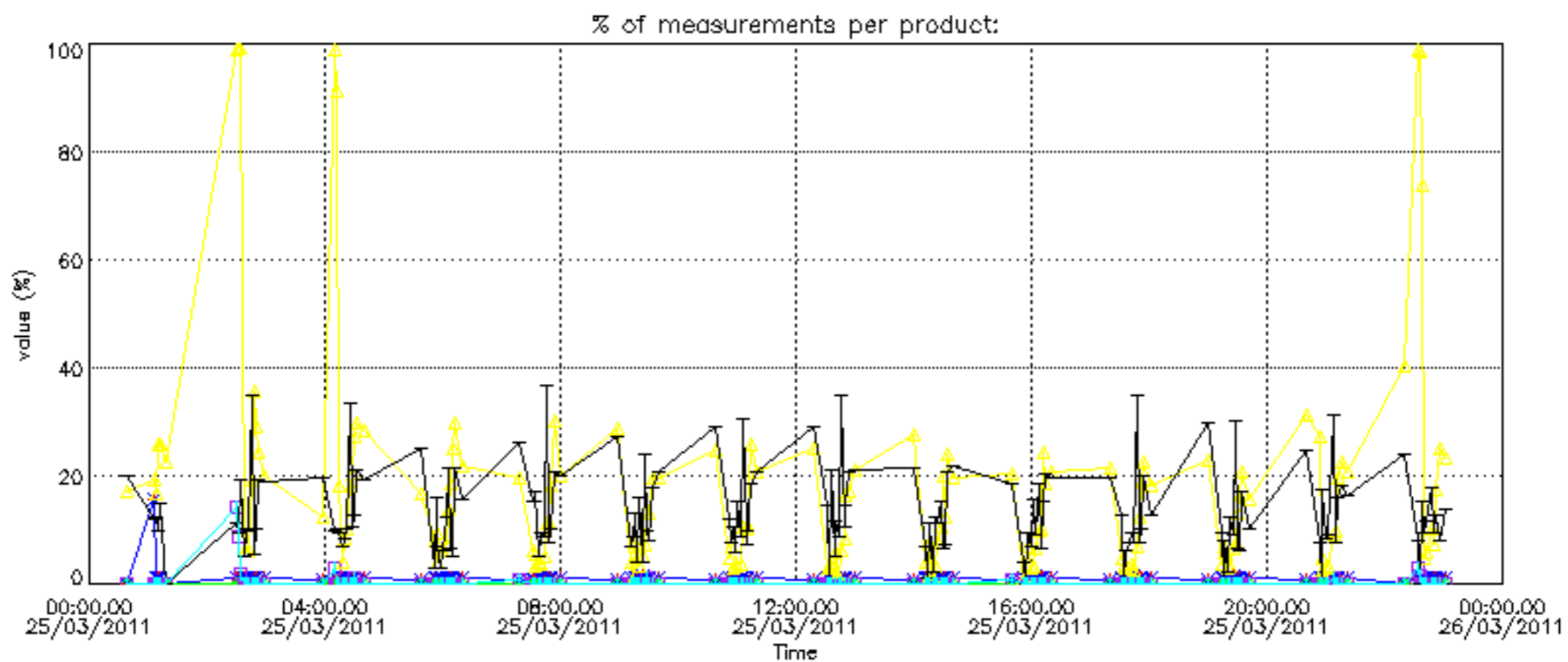


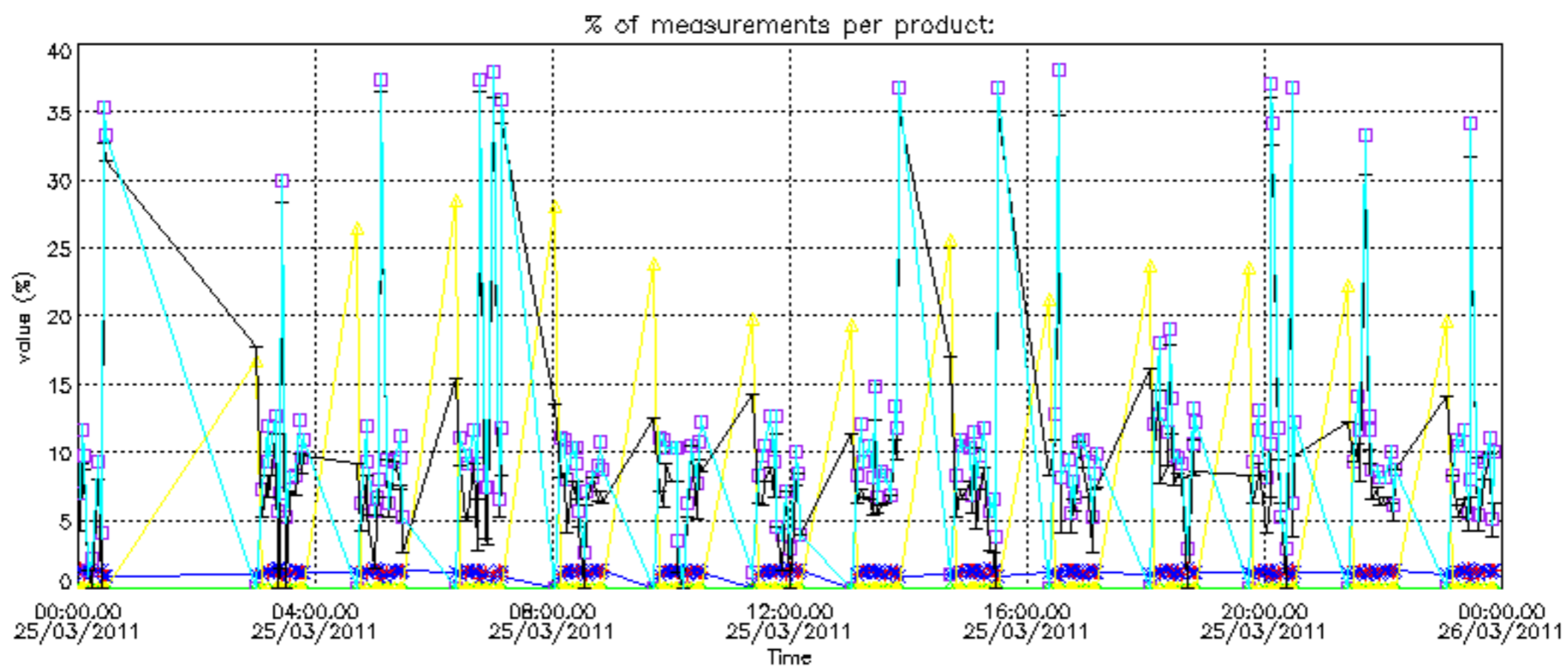
Percentage of flagged data per NO2 profile



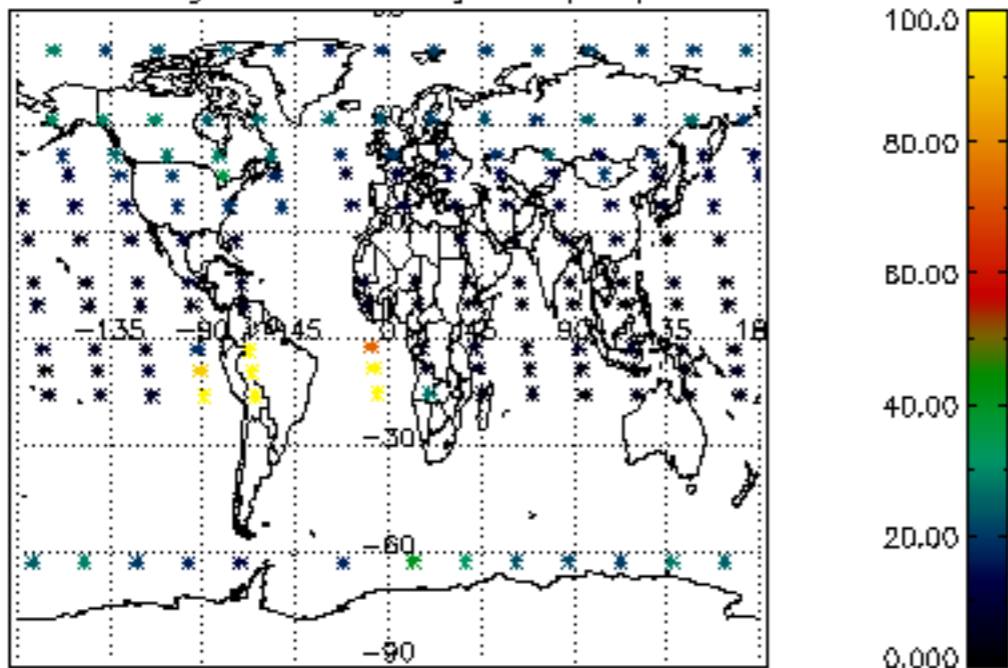
Percentage of flagged data per NO3 profile



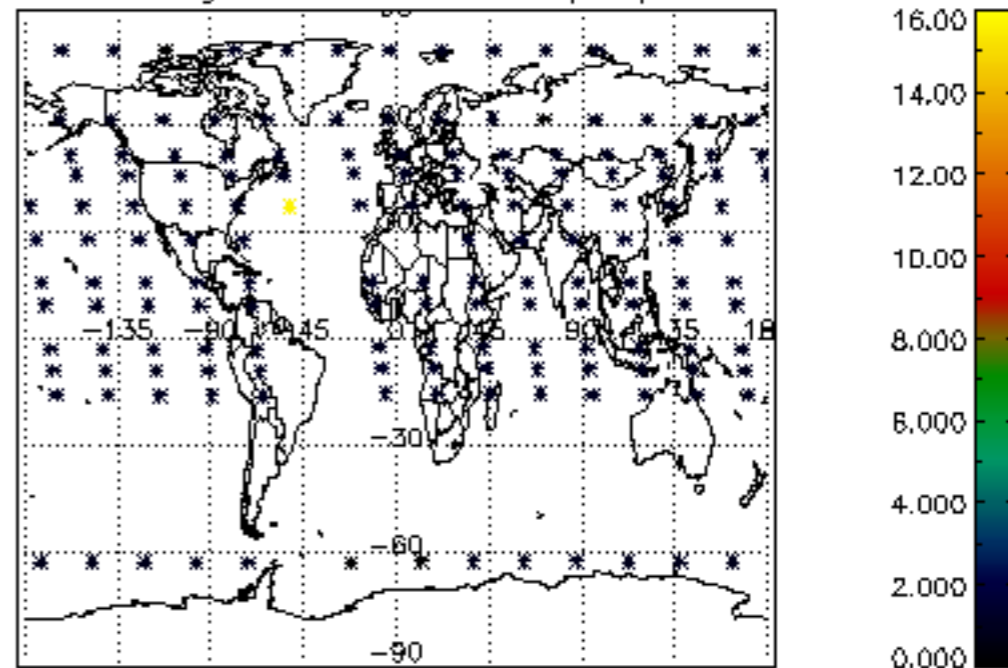




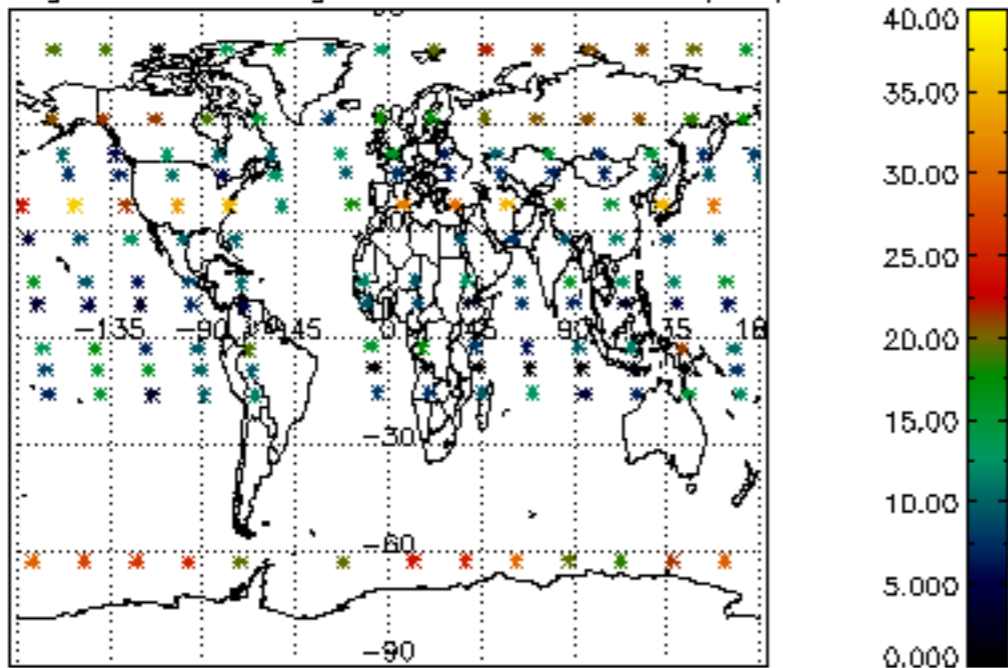
Percentage of cosmic ray hits per profile



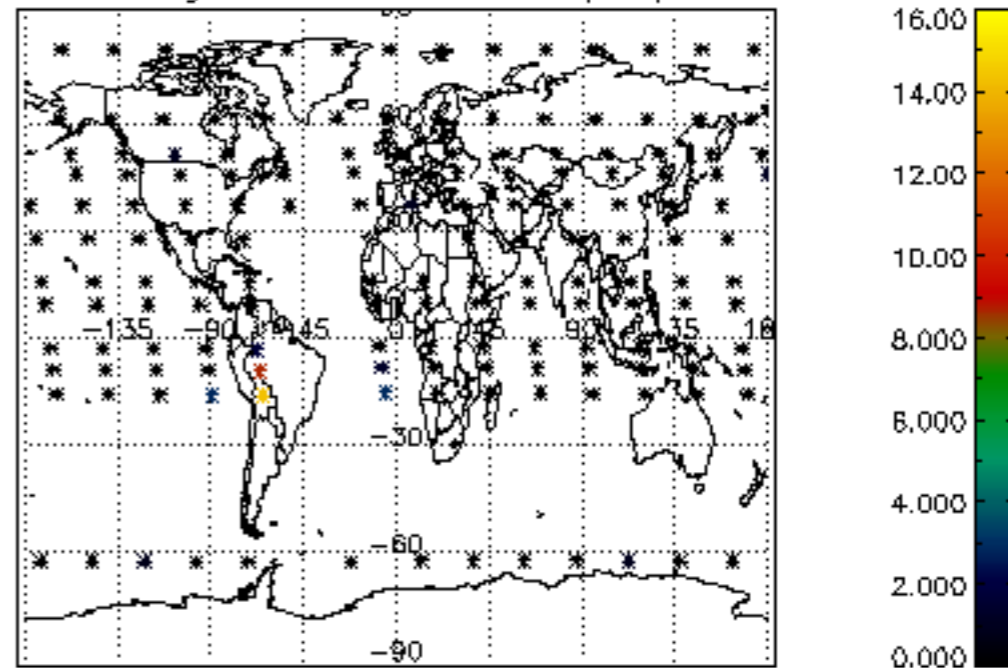
Percentage of datation errors per profile



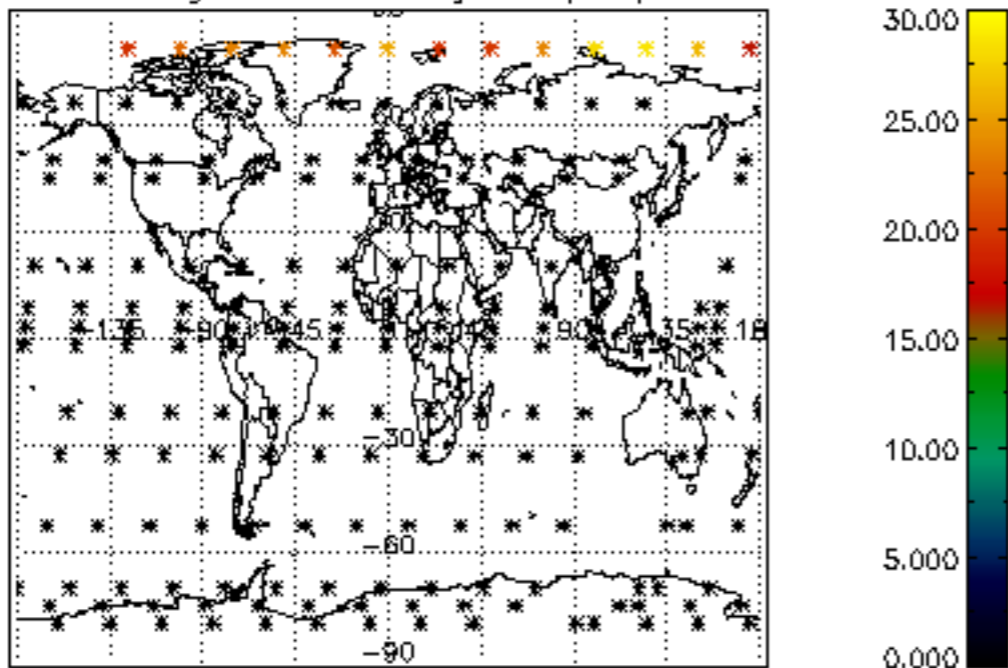
Percentage of star falling outside central band per profile



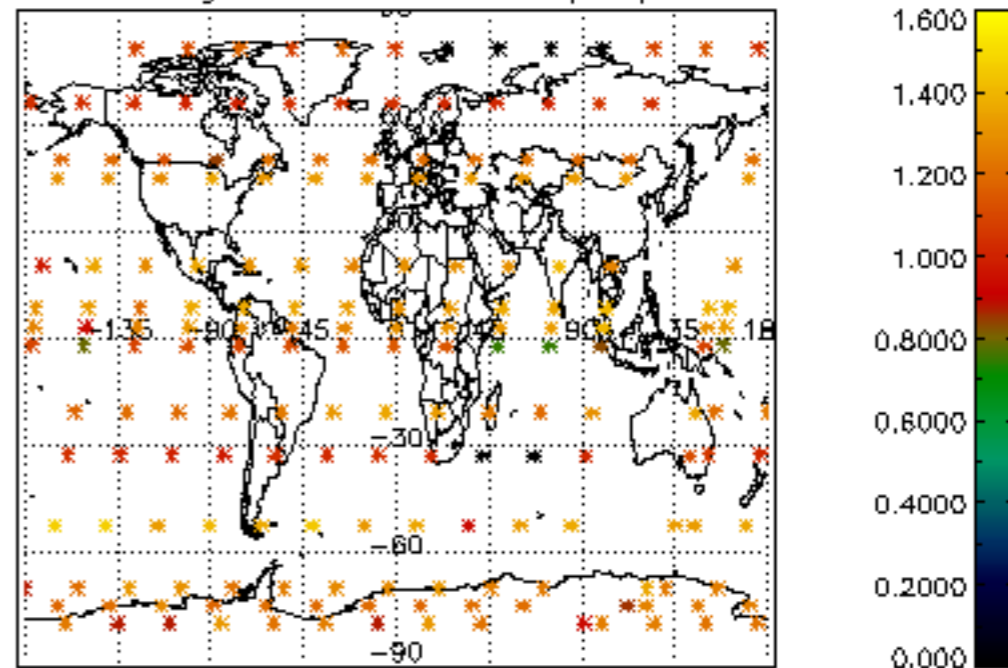
Percentage of saturation errors per profile



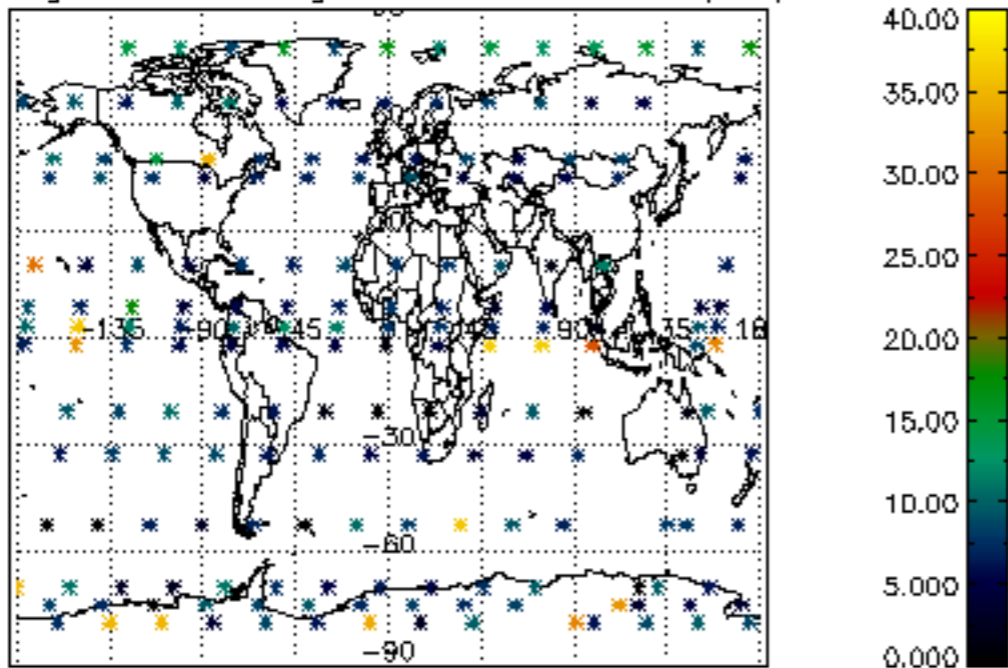
Percentage of cosmic ray hits per profile



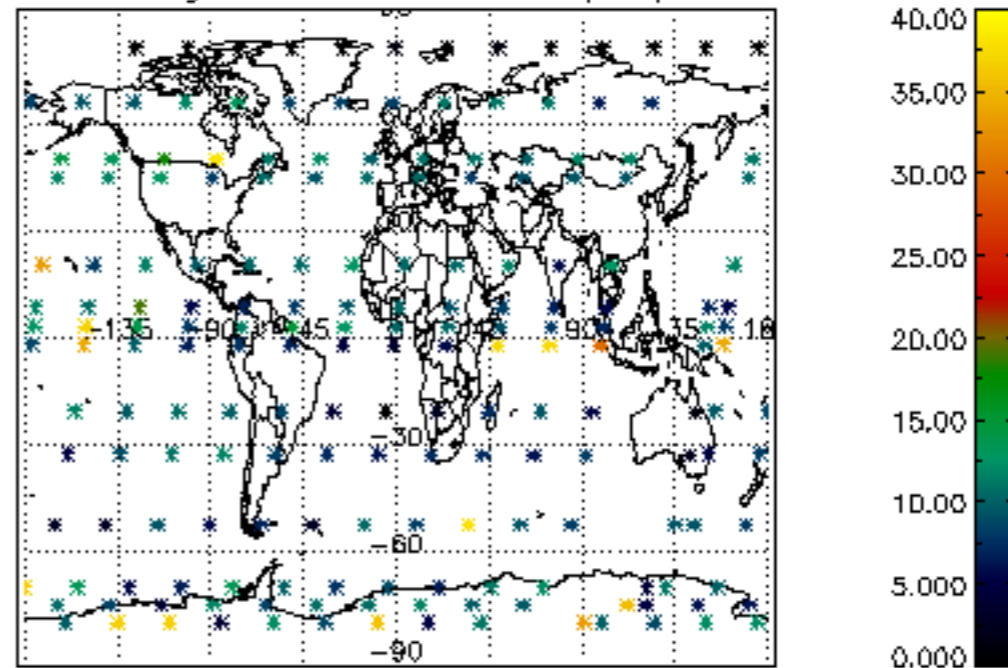
Percentage of datation errors per profile

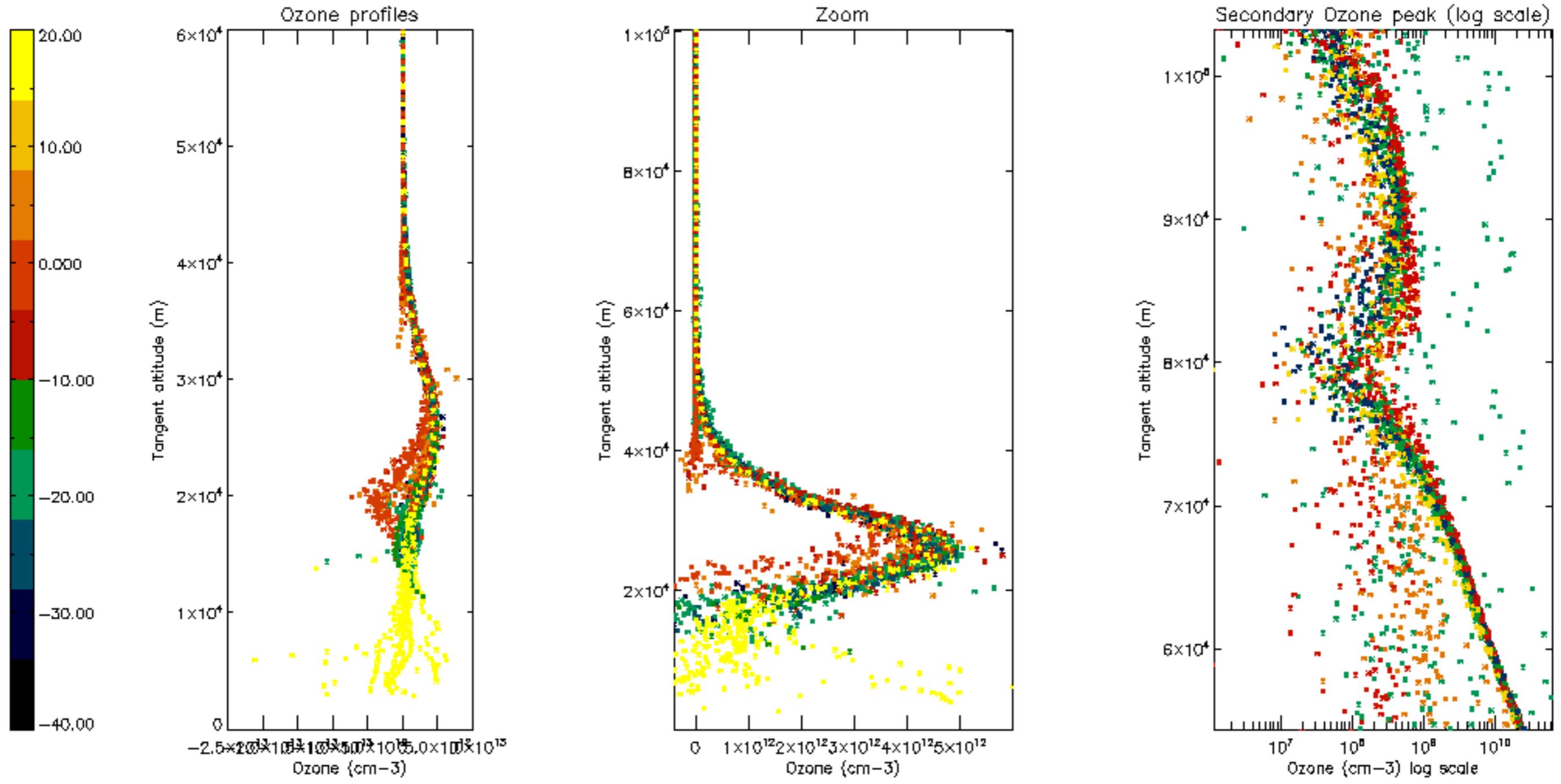


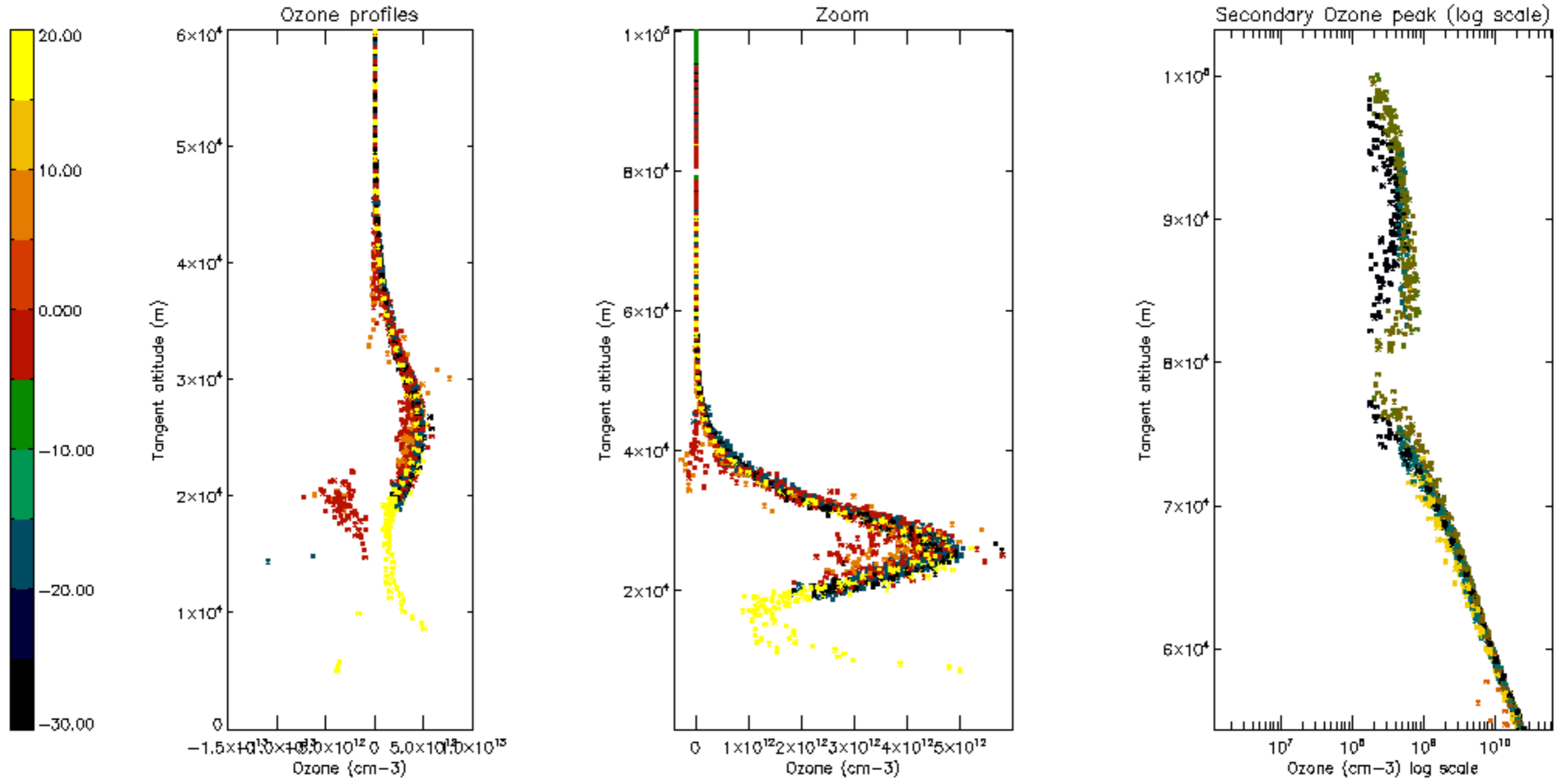
Percentage of star falling outside central band per profile

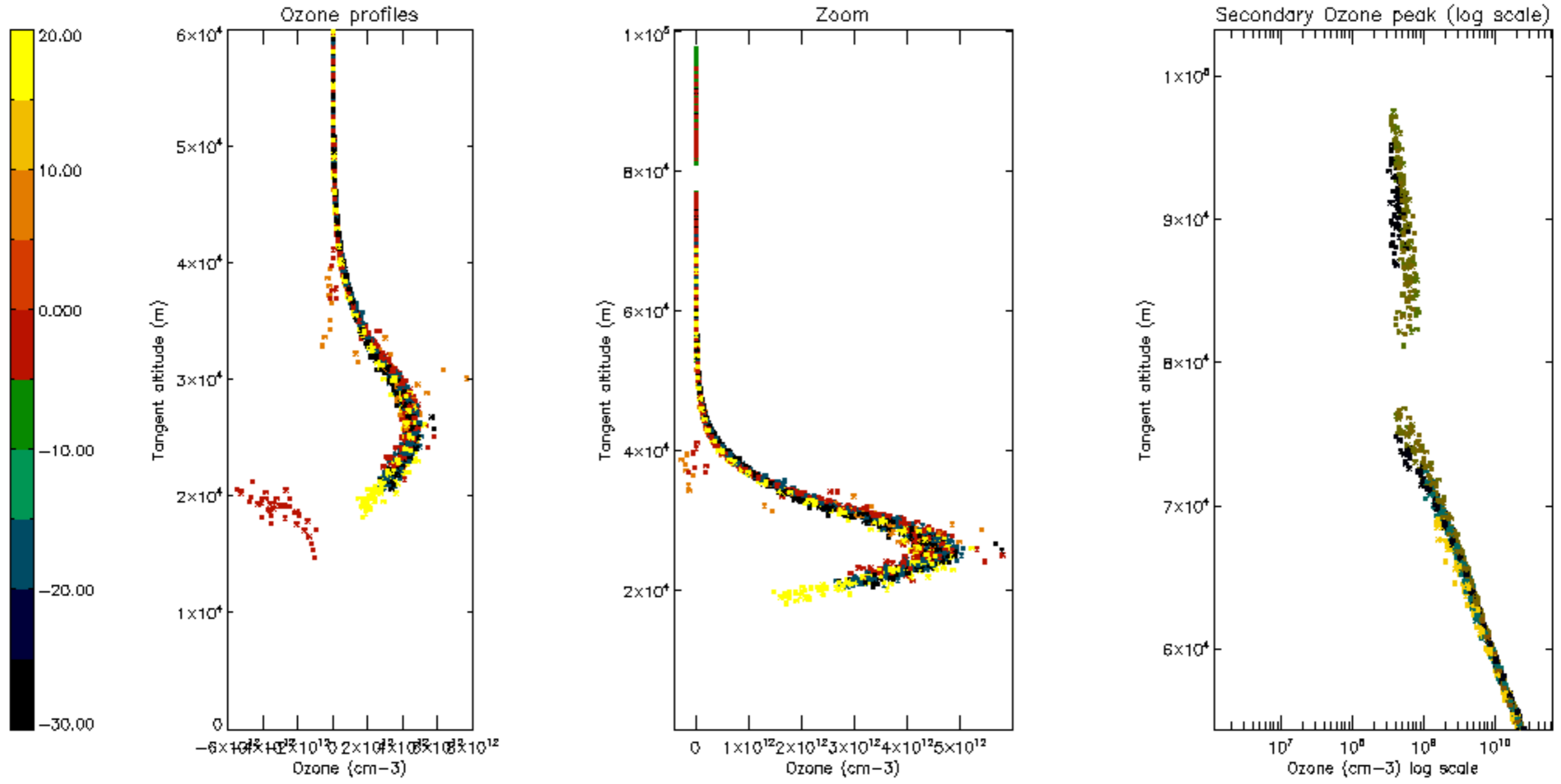


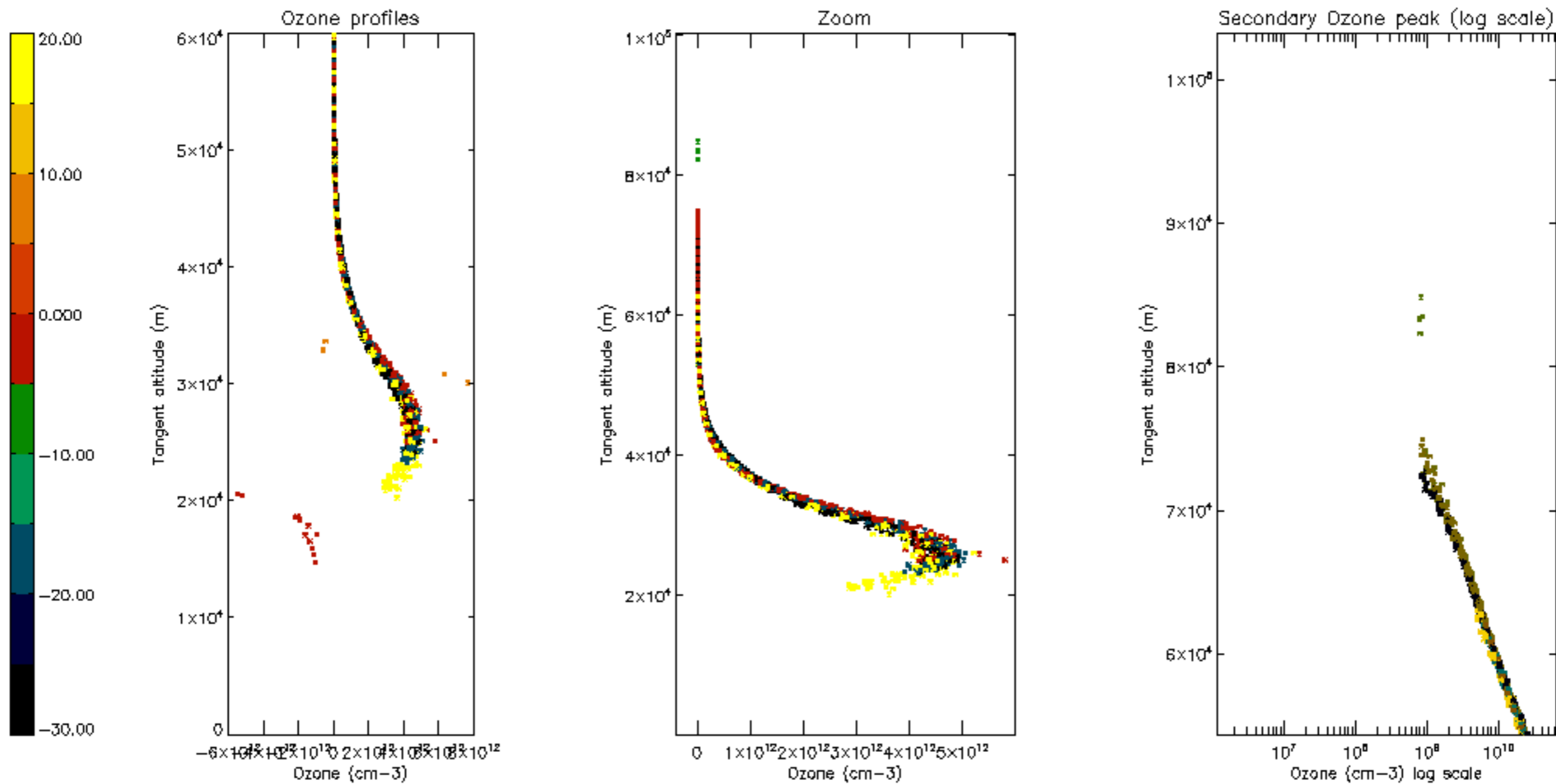
Percentage of saturation errors per profile

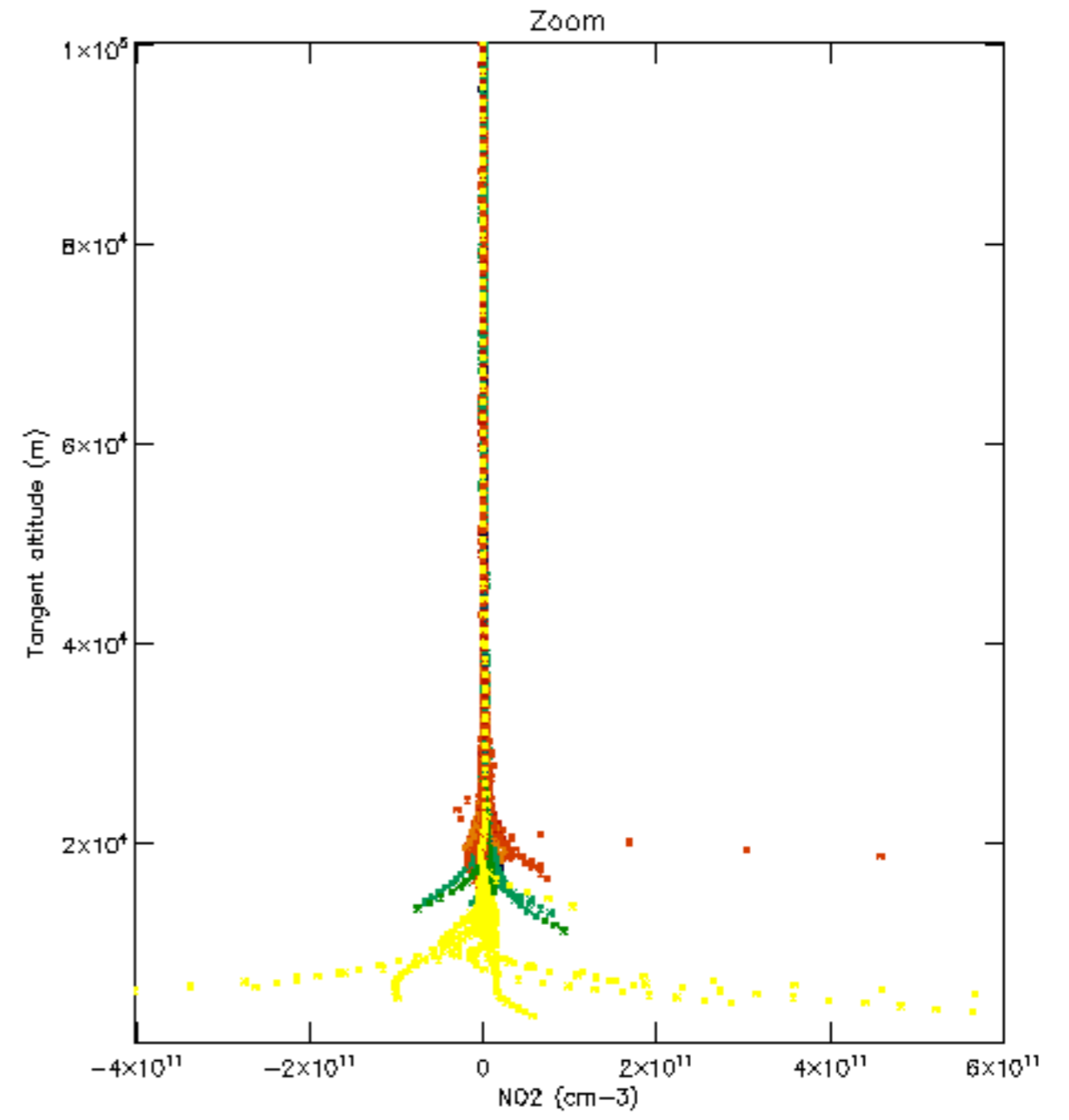
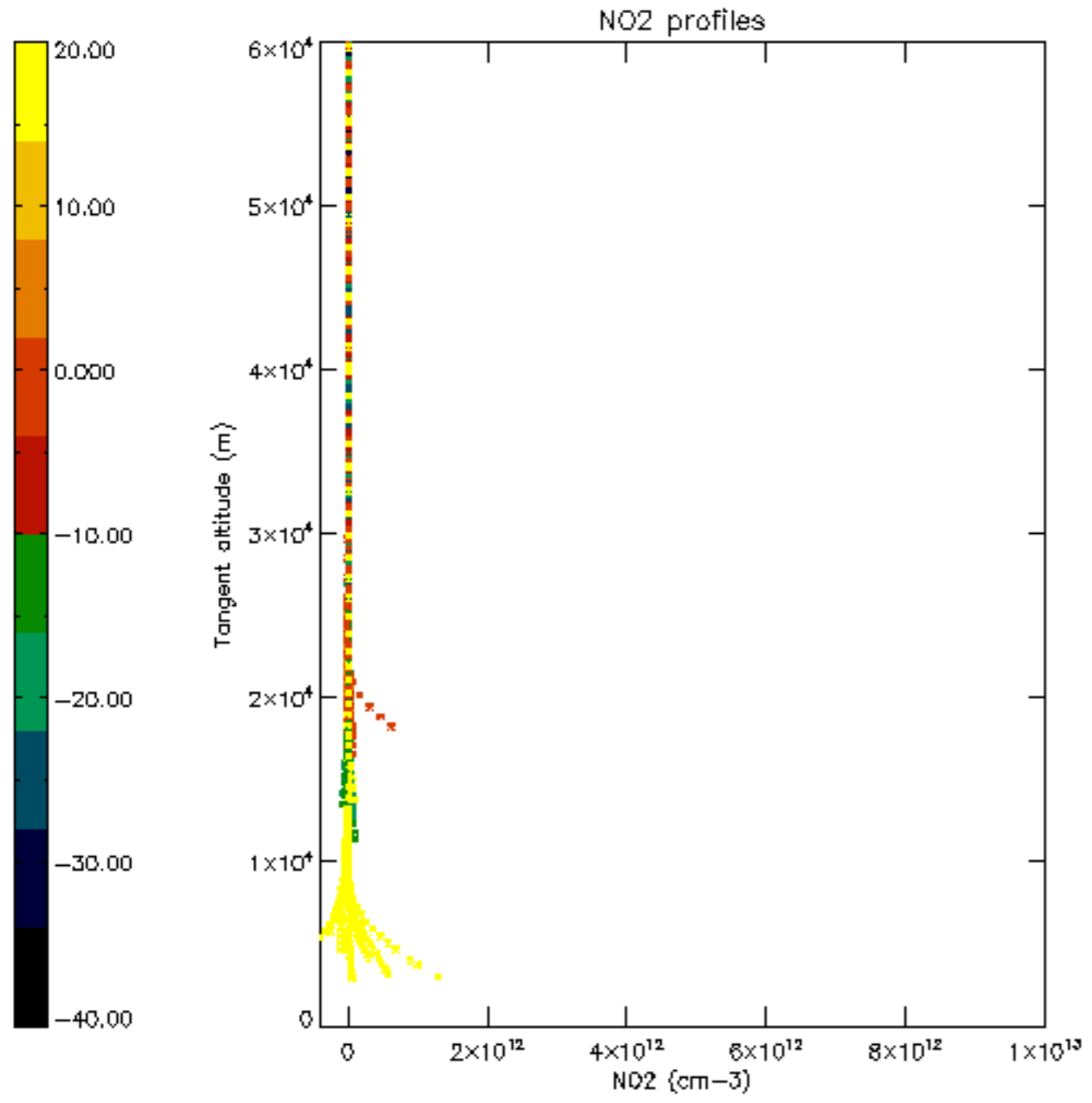


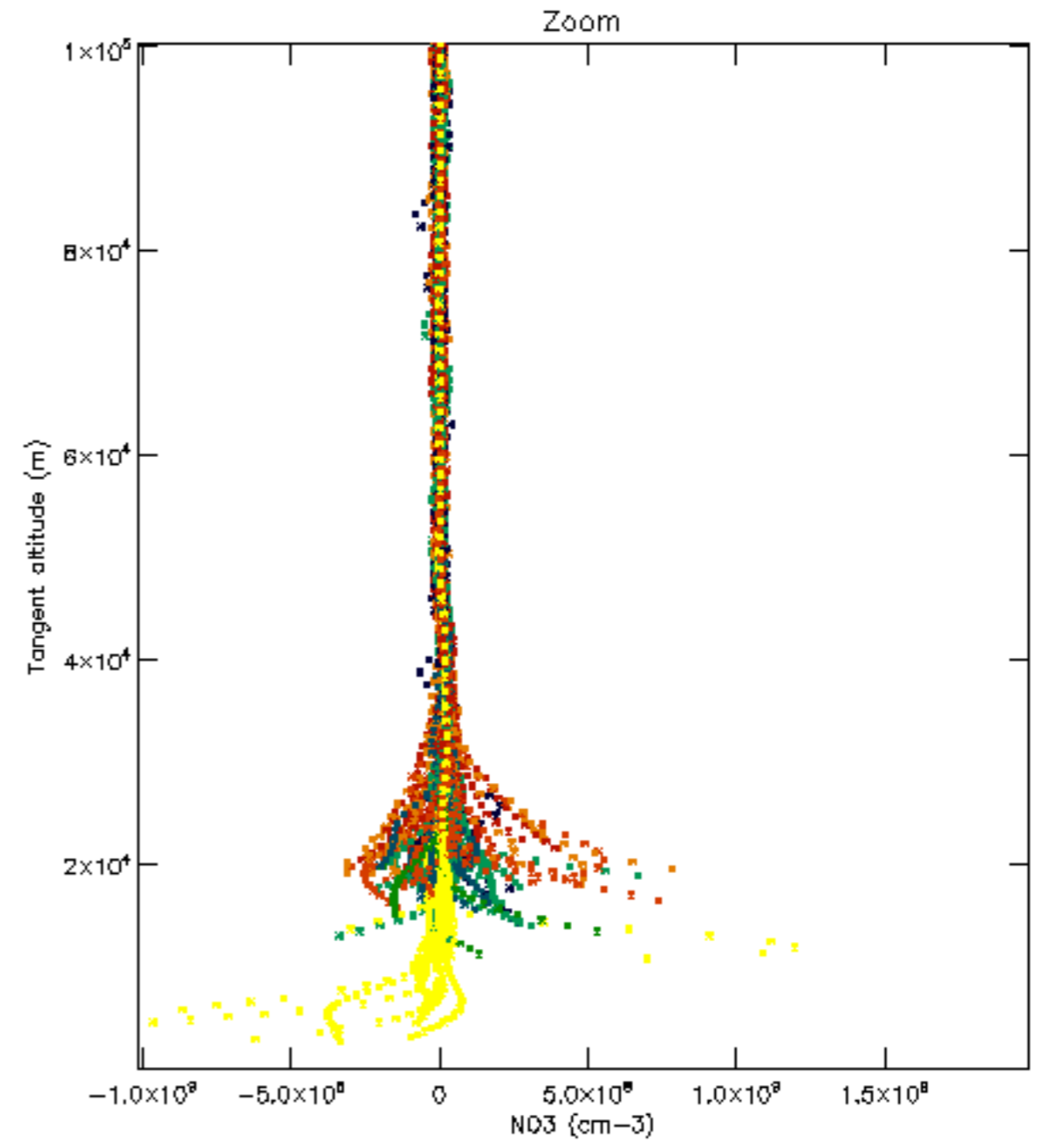
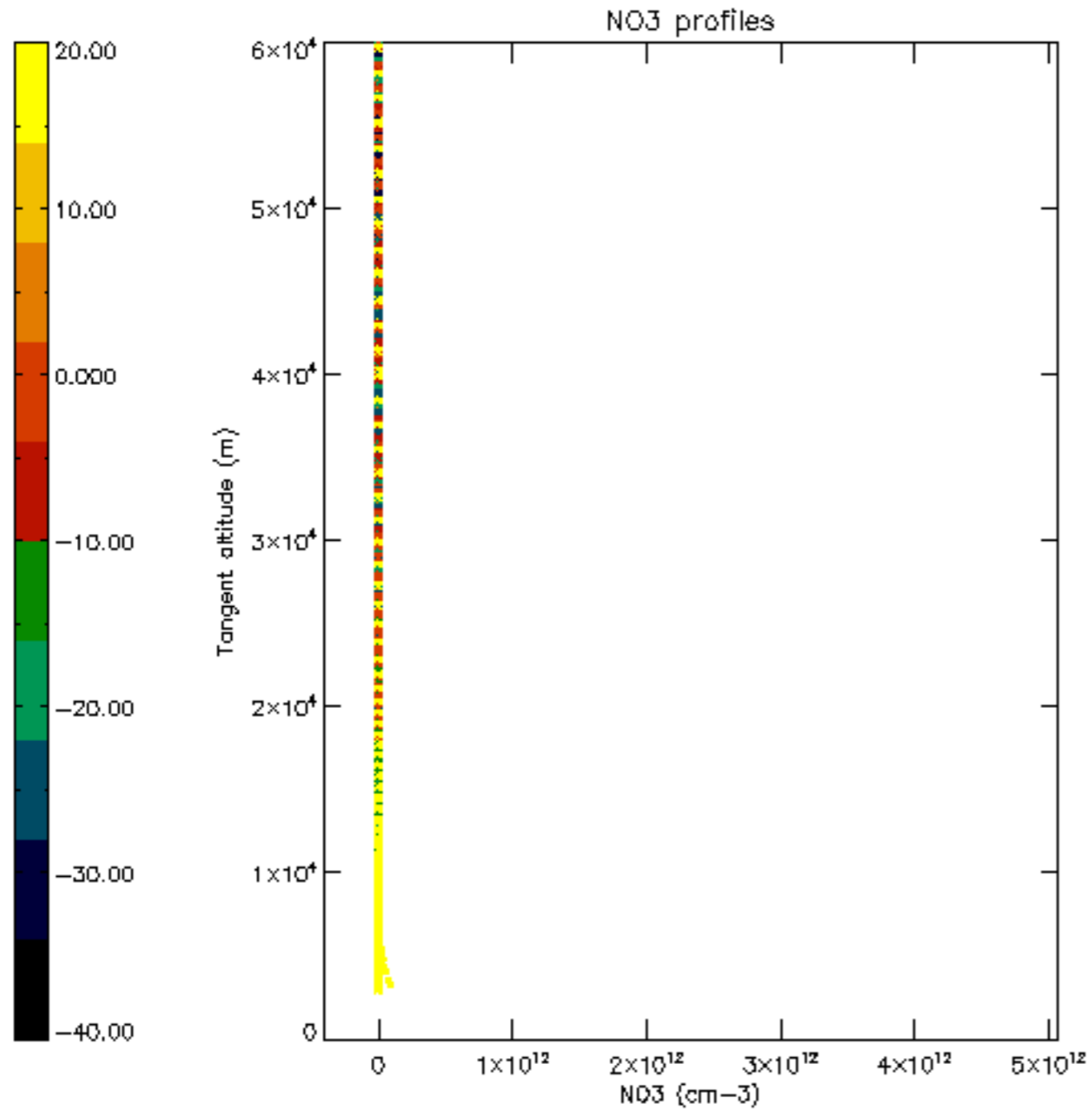


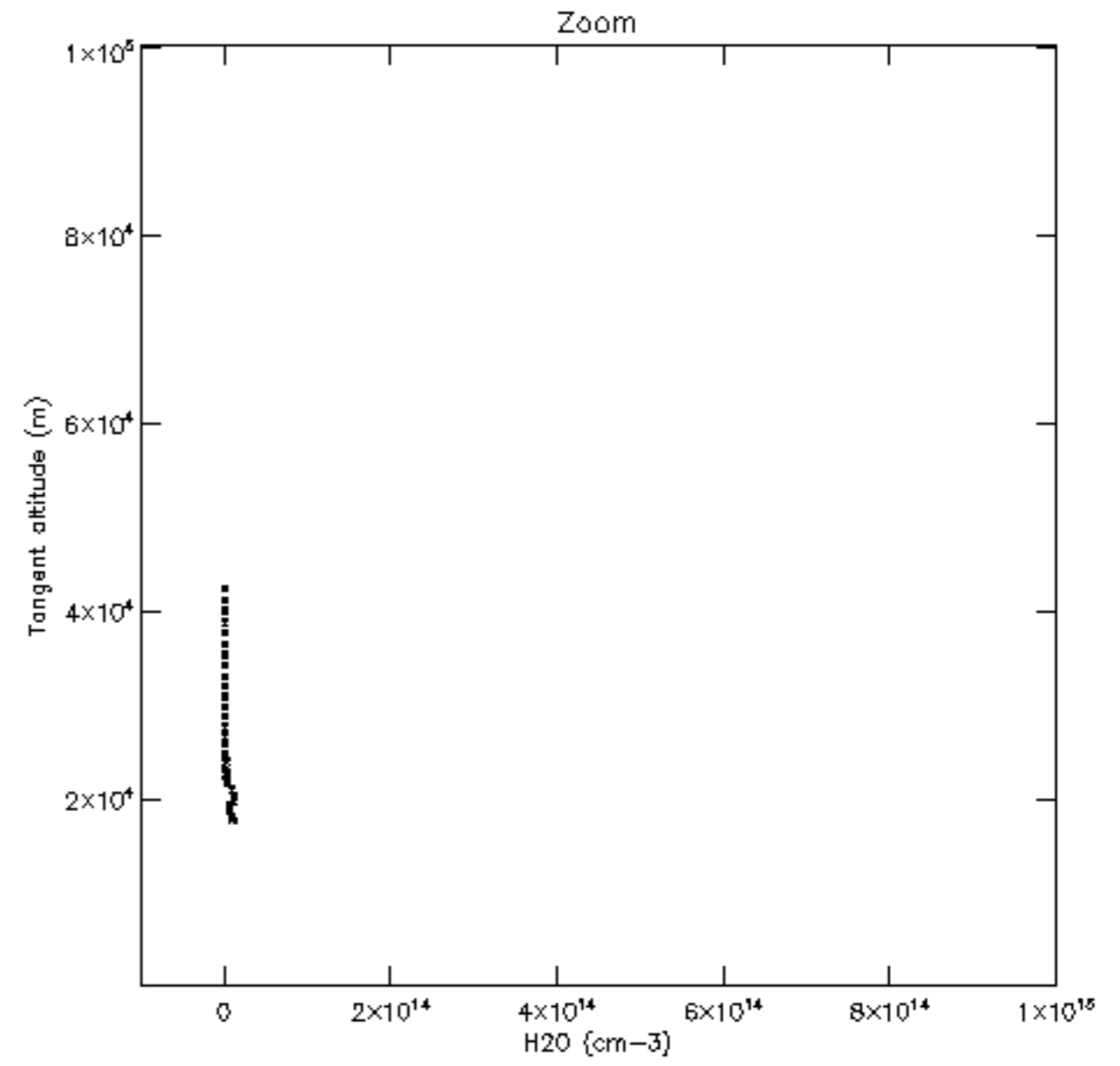
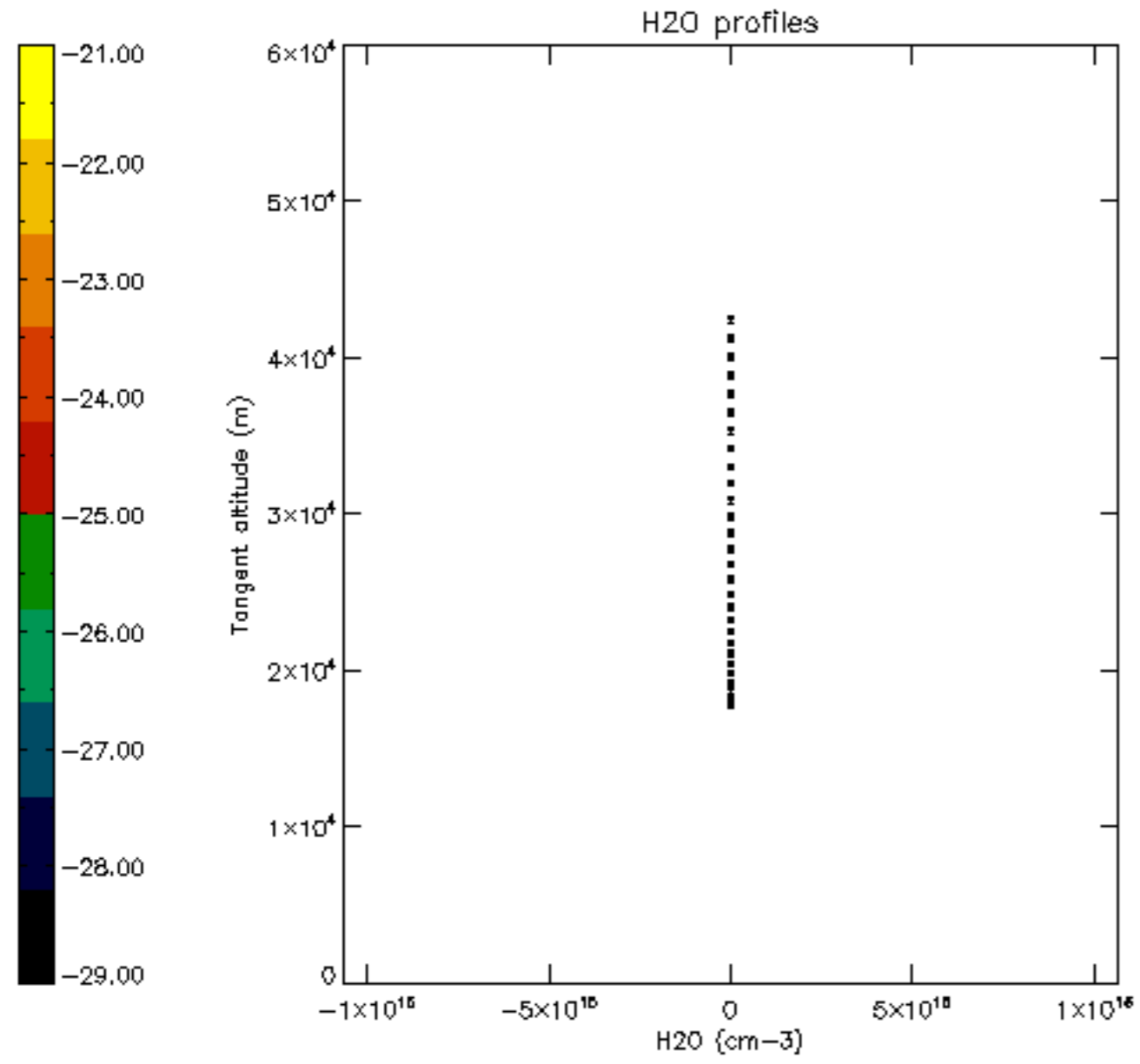


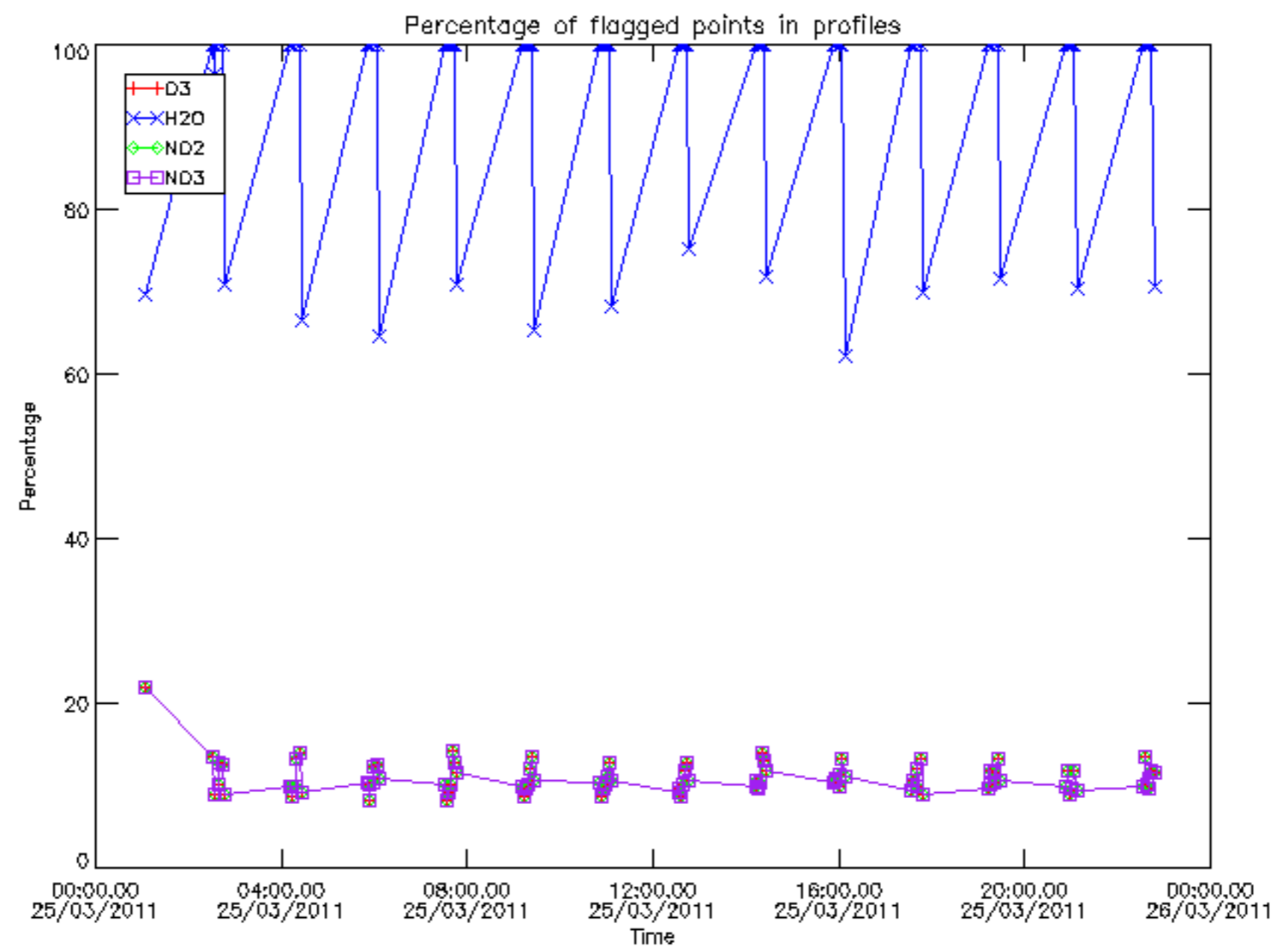




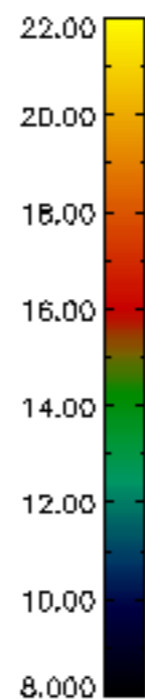
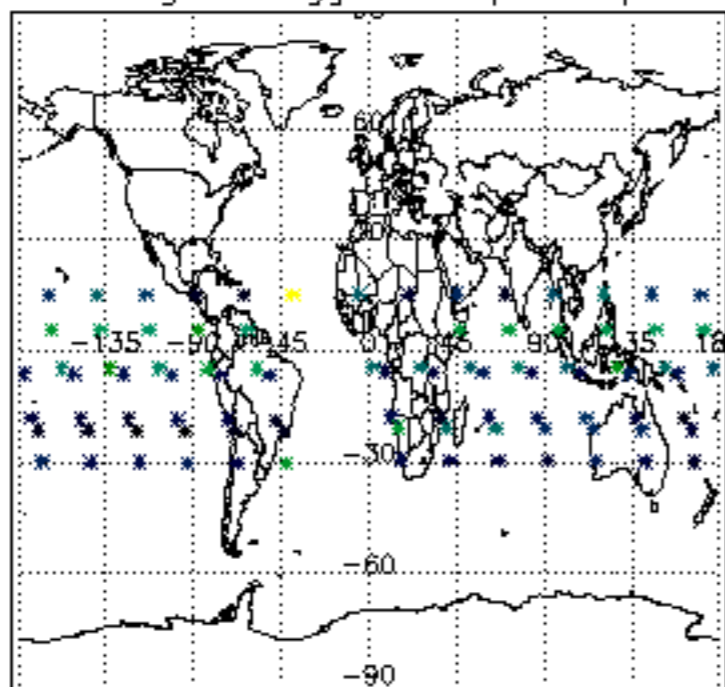




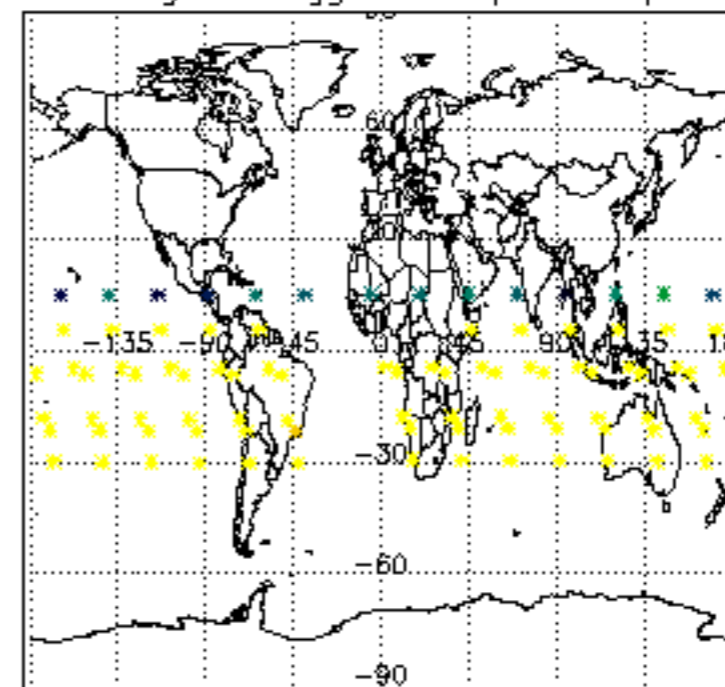




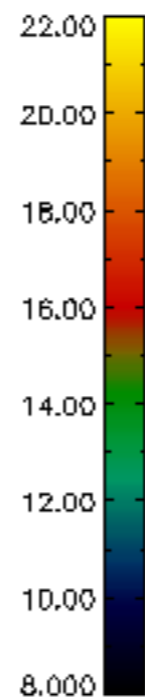
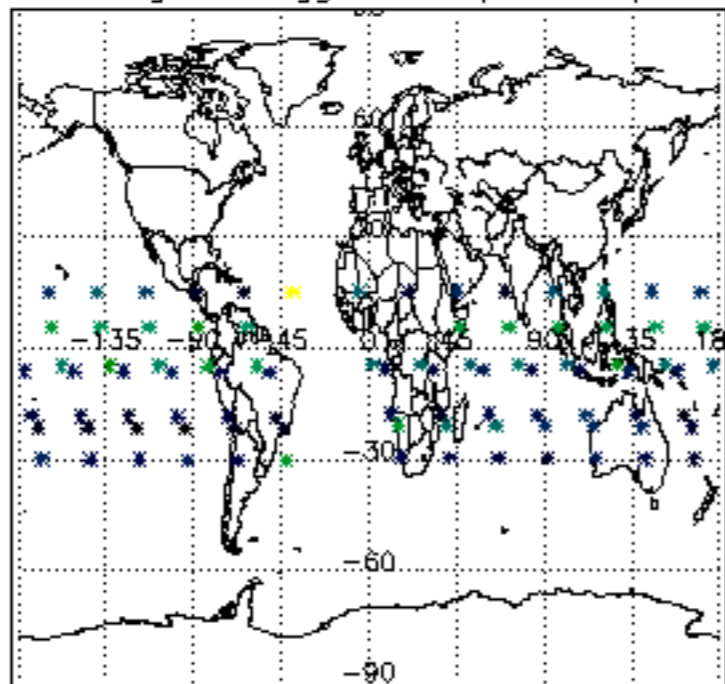
Percentage of flagged data per D3 profile



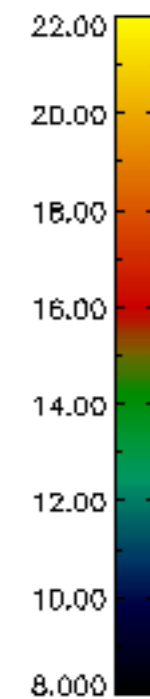
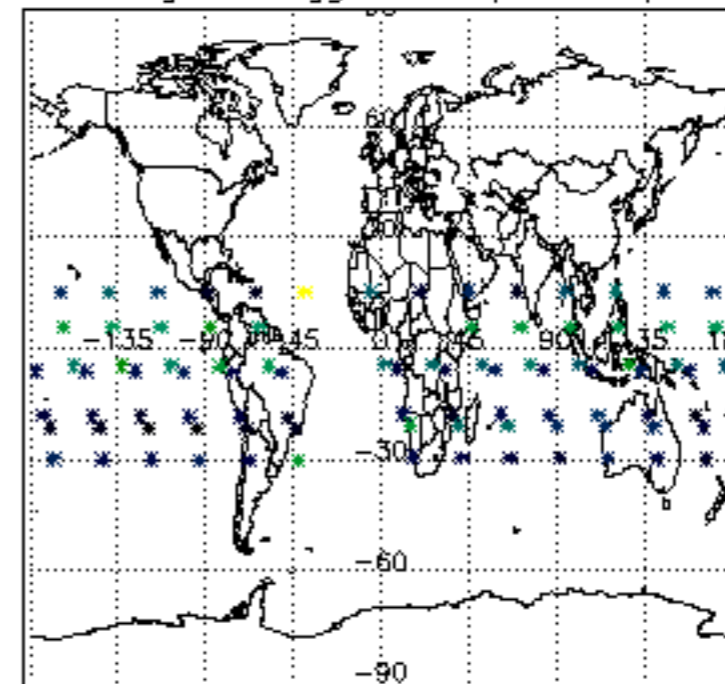
Percentage of flagged data per H2O profile

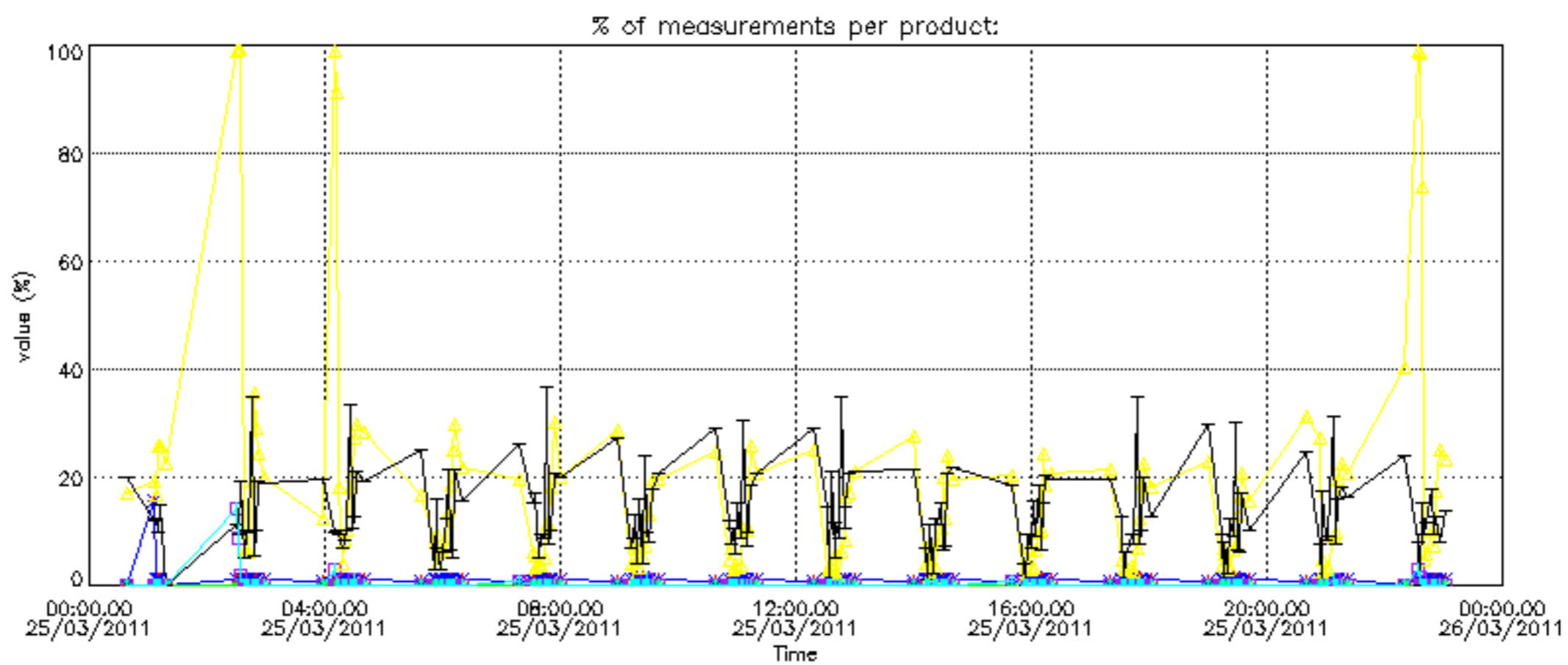
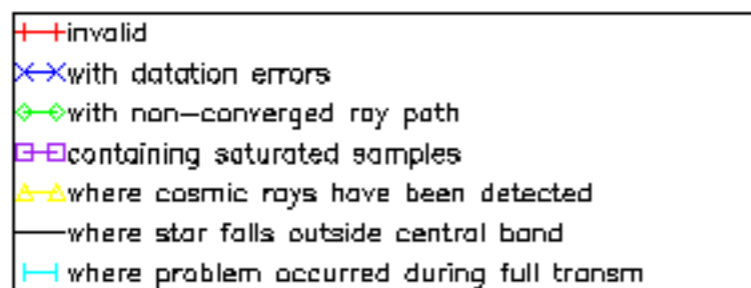


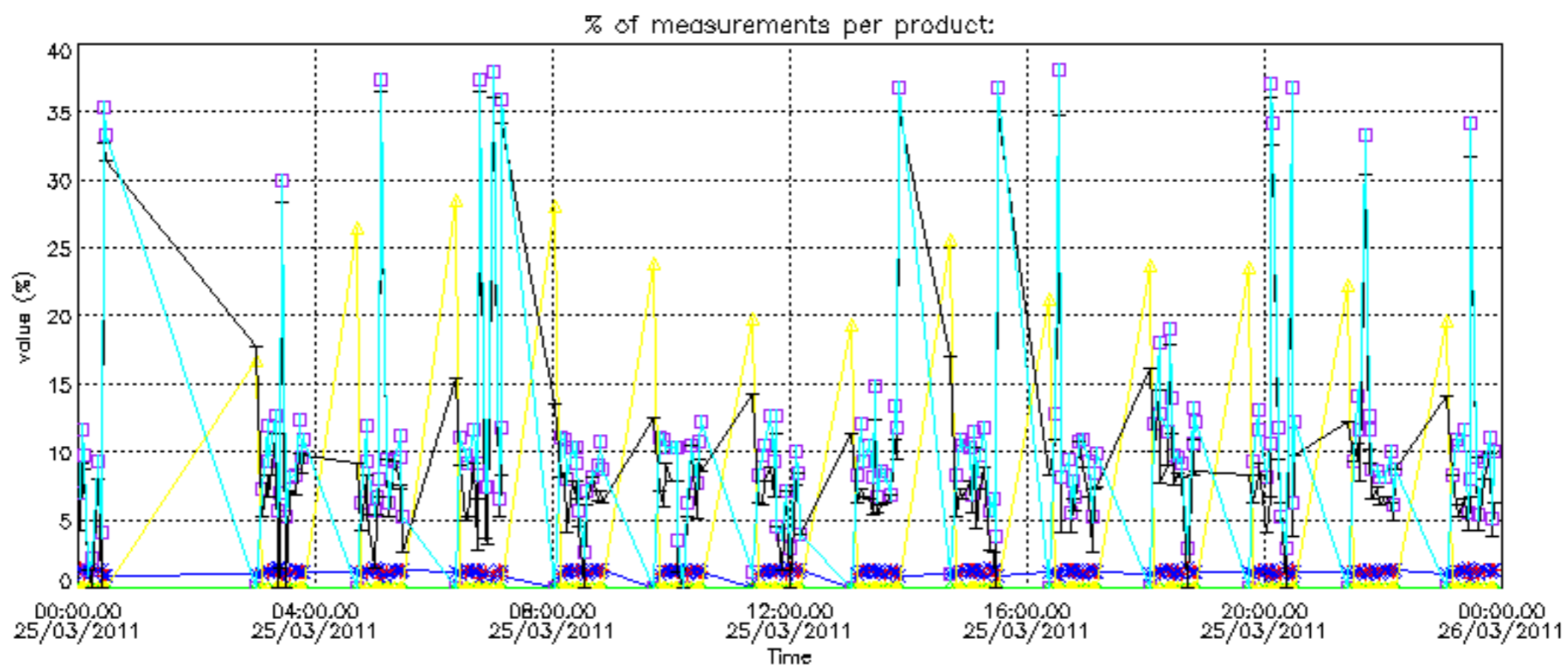
Percentage of flagged data per NO2 profile



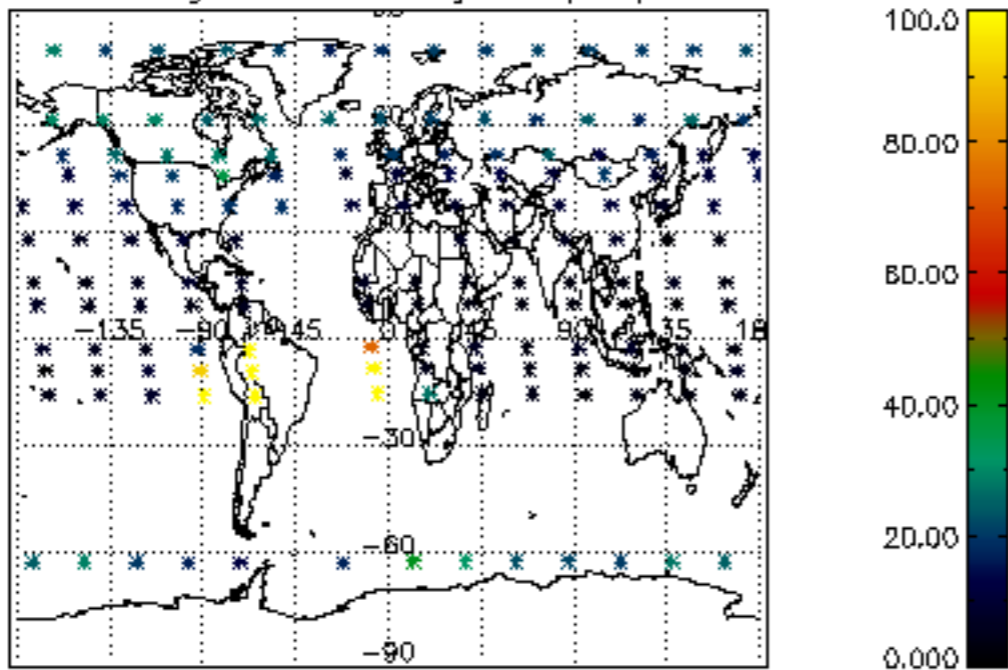
Percentage of flagged data per NO3 profile



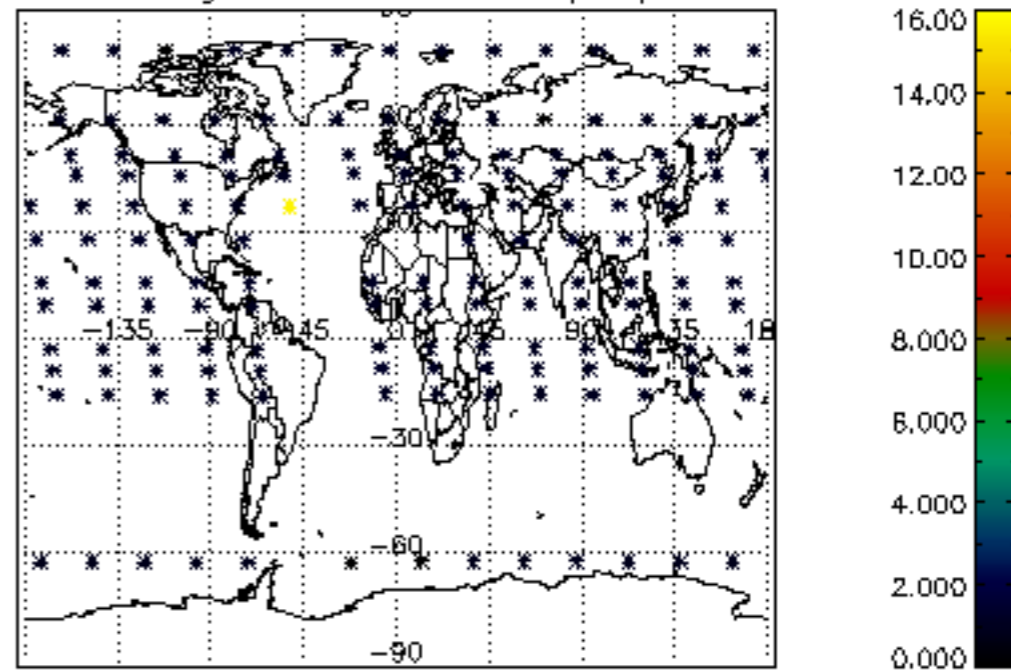




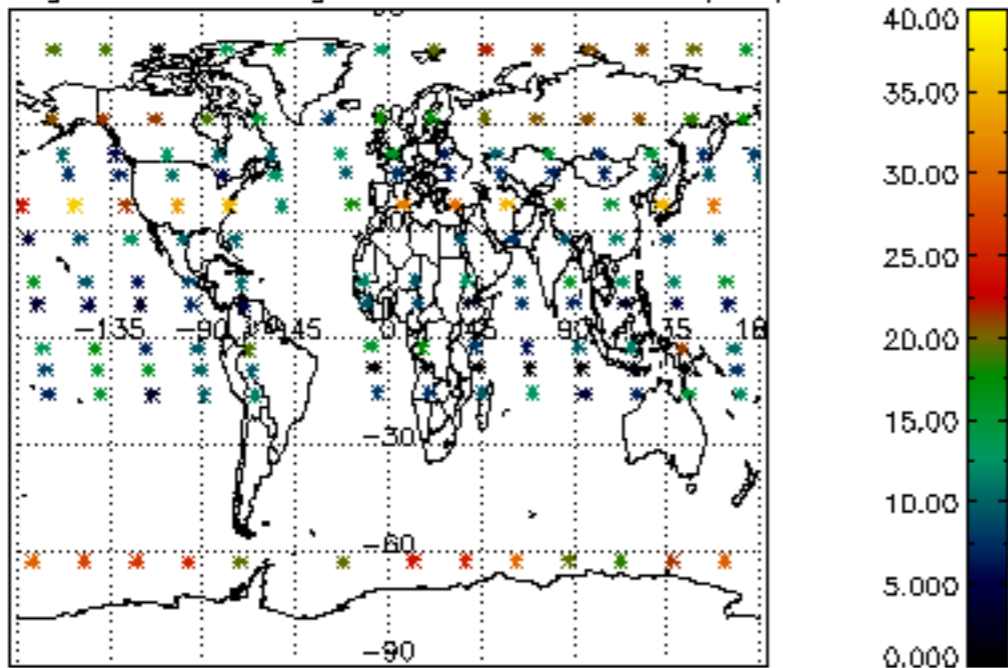
Percentage of cosmic ray hits per profile



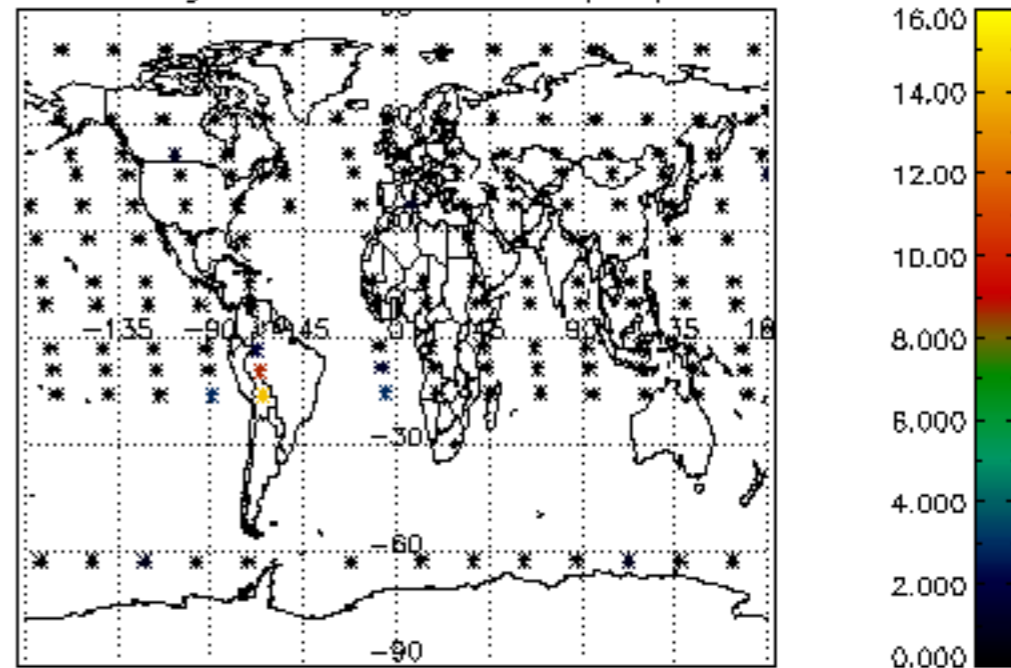
Percentage of datation errors per profile



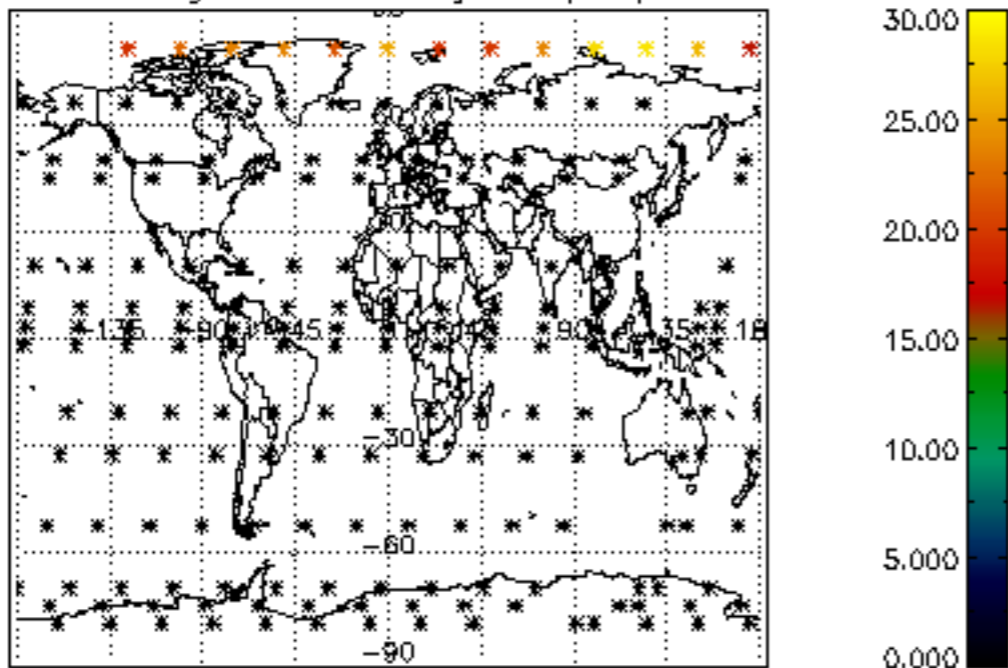
Percentage of star falling outside central band per profile



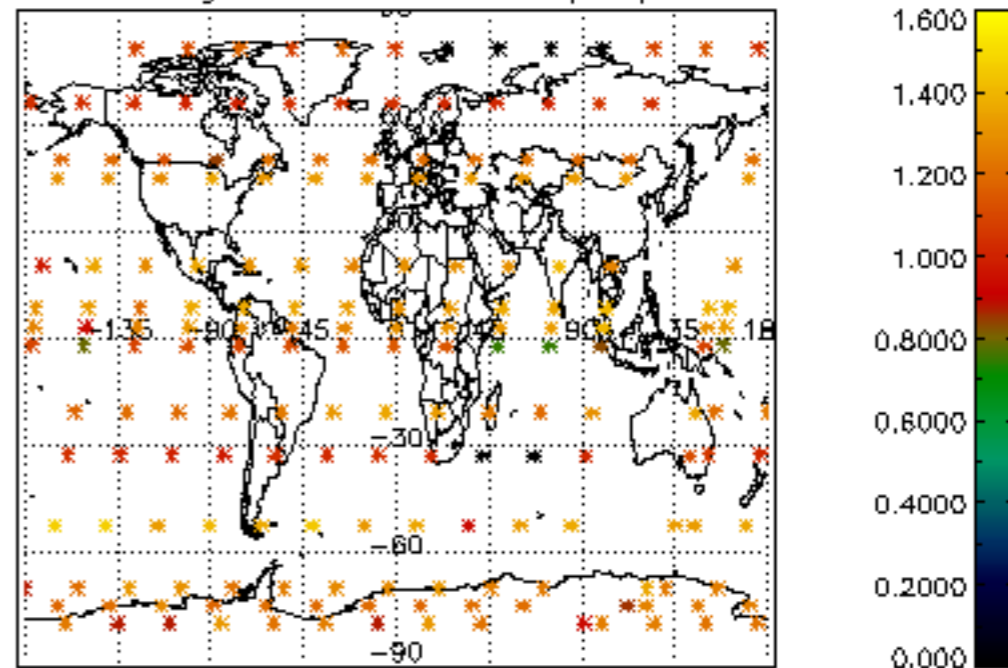
Percentage of saturation errors per profile



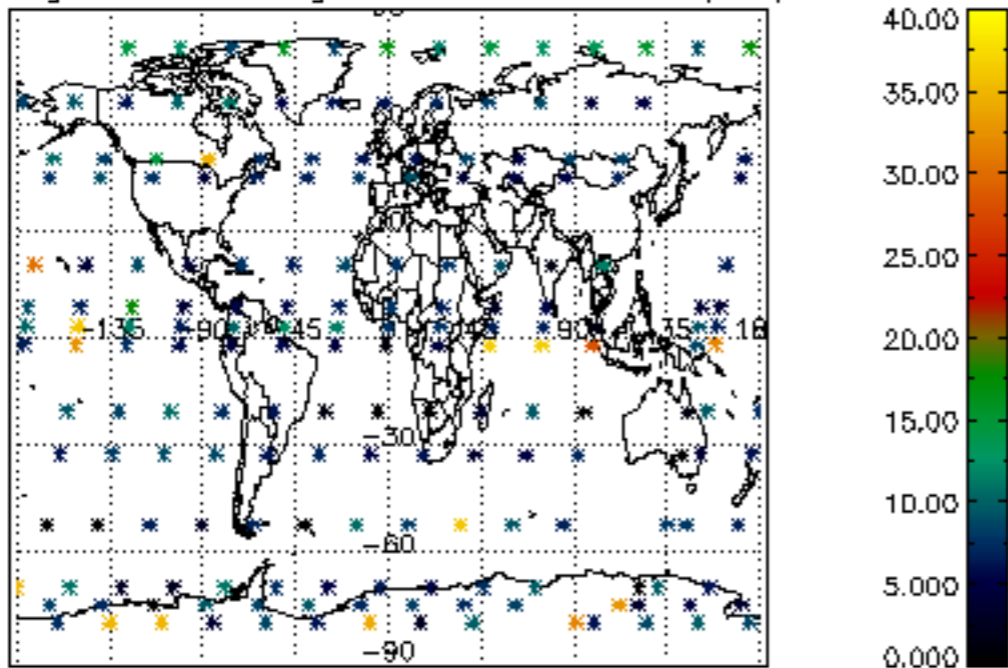
Percentage of cosmic ray hits per profile



Percentage of datation errors per profile



Percentage of star falling outside central band per profile



Percentage of saturation errors per profile

