

# GOMOS Level 2 Daily Report

## SUMMARY

### [1. General Info](#)

### [2. Summary of processed GOM\\_NL\\_2P products](#)

### [3. Level 2 Quality information per product](#)

#### [3.1 Plot of level 2 quality information per product \(time dependant\)](#)

#### [3.2 Plot of level 2 quality information per product \(world map\)](#)

### [4. Level 1 Quality information per product \(stored on level 2 products\)](#)

#### [4.1 Plot of level 1 quality information per product \(time dependant\)](#)

##### [4.1.1 Plot of level 1 quality information per product \(time dependant\): ASCENDING](#)

##### [4.1.2 Plot of level 1 quality information per product \(time dependant\): DESCENDING](#)

#### [4.2 Plot of level 1 quality information per product \(world map\)](#)

##### [4.2.1 Plot of level 1 quality information per product \(world map\): ASCENDING](#)

##### [4.2.2 Plot of level 1 quality information per product \(world map\): DESCENDING](#)

### [5. Ozone profiles based on quality statistics and other trace gas profiles](#)

#### [5.1 Ozone statistics based on quality of products](#)

#### [5.2 Plot ozone profiles for all STD \(dark without errors\)](#)

#### [5.3 Plot ozone profiles where STD < 20% \(dark without errors\)](#)

#### [5.4. Plot ozone profiles where STD < 10% \(dark without errors\)](#)

#### [5.5. Plot ozone profiles where STD < 5% \(dark without errors\)](#)

#### [5.6 Plot NO2 profiles for all STD \(dark without errors\)](#)

#### [5.7 Plot NO3 profiles for all STD \(dark without errors\)](#)

#### [5.8 Plot H2O profiles \(only for occultations of stars 1,2,3,4,13,14,16,26,63 dark without errors\) for all STD](#)

### [6. Auxiliary Data Files used for the production reported in section 2](#)

This report presents the daily analysis on parameters extracted from GOMOS level 2 data (GOM\_NL\_\_2P). It is intended to monitor some important parameters that will impact the quality of these products. A list of level 2 products (and content) that have arrived during the reporting day to the PCF is also given.

Item	Value
Time of report generation	24APR2013 11:44:02
Data source version	GOMOS/6.01
Start time of products	24-03-2011 (24MAR2011 00:00:00)
Stop time of products	25-03-2011 (25MAR2011 00:00:00)
Store outputs in DB	Yes
Nb of level 2 prods	379
Nb of prods with errors	0

## 2. Summary of processed GOM\_NL\_\_2P products.

Nr	Filename	UTC Start time	Limb	Duration	Star Id	Star Name	Star Mag	Star Temp	Nb Meas	Orbit	Prod. error
1	GOM_NL__2PRFIN20110324_000133_000000553100_00390_47387_1497.N1	24-MAR-2011 00:01:33	Dark	55.000	4	Alp1Cen	-0.010000	5800.0	110	47387	No
2	GOM_NL__2PRFIN20110324_000357_000000493100_00390_47387_1498.N1	24-MAR-2011 00:03:57	Dark	48.500	78	Alp Lup	2.3040	28000.	97	47387	No
3	GOM_NL__2PRFIN20110324_000530_000000493100_00390_47387_1499.N1	24-MAR-2011 00:05:30	Straylight	49.000	81	Eta Cen	2.3560	28000.	98	47387	No
4	GOM_NL__2PRFIN20110324_000728_000000423100_00390_47387_1500.N1	24-MAR-2011 00:07:28	Straylight	42.000	64	Gam Cen	2.2000	10600.	84	47387	No
5	GOM_NL__2PRFIN20110324_000952_000000473100_00390_47387_1501.N1	24-MAR-2011 00:09:52	Straylight	46.500	123	lot Cen	2.7500	10200.	93	47387	No
6	GOM_NL__2PRFIN20110324_001506_000000503100_00390_47387_1502.N1	24-MAR-2011 00:15:06	Straylight	49.500	106	9Bet Crv	2.6480	5600.0	99	47387	No
7	GOM_NL__2PRFIN20110324_001711_000000433100_00390_47387_1503.N1	24-MAR-2011 00:17:11	Tw_i_and_stray	42.500	100	4Gam Crv	2.5800	13100.	85	47387	No
8	GOM_NL__2PRFIN20110324_002248_000000513100_00390_47387_1504.N1	24-MAR-2011 00:22:48	Bright	51.000	121	29Gam Vir	2.7400	7200.0	102	47387	No
9	GOM_NL__2PRFIN20110324_002725_000000433100_00390_47387_1505.N1	24-MAR-2011 00:27:25	Bright	43.000	62	94Bet Leo	2.1360	9700.0	86	47387	No
10	GOM_NL__2PRFIN20110324_002850_000000393100_00390_47387_1506.N1	24-MAR-2011 00:28:50	Bright	38.500	96	68Del Leo	2.5600	9300.0	77	47387	No
11	GOM_NL__2PRFIN20110324_003545_000000393100_00390_47387_1507.N1	24-MAR-2011 00:35:45	Bright	39.000	174	52Psi UMa	3.0040	4400.0	78	47387	No
12	GOM_NL__2PRFIN20110324_003901_000000363100_00390_47387_1508.N1	24-MAR-2011 00:39:01	Bright	36.000	82	48Bet UMa	2.3650	10600.	72	47387	No
13	GOM_NL__2PRFIN20110324_004032_000000383100_00390_47387_1509.N1	24-MAR-2011 00:40:32	Bright	38.000	36	50Alp UMa	1.8000	6300.0	76	47387	No
14	GOM_NL__2PRFIN20110324_004211_000000583100_00390_47387_1510.N1	24-MAR-2011 00:42:11	Bright	58.000	55	79Zet UMa	2.0600	10200.	116	47387	No
15	GOM_NL__2PRFIN20110324_004716_000000413100_00390_47387_1511.N1	24-MAR-2011 00:47:16	Bright	40.500	60	7Bet UMi	2.0810	3950.0	81	47387	No
16	GOM_NL__2PRFIN20110324_005045_000000493100_00390_47387_1512.N1	24-MAR-2011 00:50:45	Bright	48.500	119	14Eta Dra	2.7270	4700.0	97	47387	No
17	GOM_NL__2PRFIN20110324_005605_000000373100_00390_47387_1513.N1	24-MAR-2011 00:56:05	Bright	36.500	89	5Alp Cep	2.4510	8000.0	73	47387	No
18	GOM_NL__2PRFIN20110324_010113_000000373100_00390_47387_1514.N1	24-MAR-2011 01:01:13	Bright	36.500	19	50Alp Cyg	1.2460	10500.	73	47387	No
19	GOM_NL__2PRFIN20110324_010249_000000483100_00390_47387_1515.N1	24-MAR-2011 01:02:49	Bright	47.500	66	37Gam Cyg	2.2080	5900.0	95	47387	No
20	GOM_NL__2PRFIN20110324_010440_000000393100_00390_47387_1516.N1	24-MAR-2011 01:04:40	Bright	39.000	92	53Eps Cyg	2.5000	4500.0	78	47387	No
21	GOM_NL__2PRFIN20110324_011341_000000653100_00390_47387_1517.N1	24-MAR-2011 01:13:41	Tw_i_and_stray	65.000	11	53Alp Aql	0.76500	8000.0	130	47387	No
22	GOM_NL__2PRFIN20110324_012440_000000513100_00390_47387_1518.N1	24-MAR-2011 01:24:40	Dark	50.500	155	41Pi Sgr	2.9000	6600.0	101	47387	No
23	GOM_NL__2PRFIN20110324_012648_000000533100_00390_47387_1519.N1	24-MAR-2011 01:26:48	Dark	53.000	57	34Sig Sgr	2.0660	26000.	106	47387	No
24	GOM_NL__2PRFIN20110324_012839_000000593100_00390_47387_1520.N1	24-MAR-2011 01:28:39	Dark	59.000	137	22Lam Sgr	2.8240	4400.0	118	47387	No
25	GOM_NL__2PRFIN20110324_013542_000000463100_00391_47388_1506.N1	24-MAR-2011 01:35:42	Dark	45.500	141	Bet Ara	2.8400	4600.0	91	47388	No
26	GOM_NL__2PRFIN20110324_013906_000000413100_00391_47388_1507.N1	24-MAR-2011 01:39:06	Dark	40.500	134	Bet TrA	2.8100	6600.0	81	47388	No
27	GOM_NL__2PRFIN20110324_014148_000000493100_00391_47388_1508.N1	24-MAR-2011 01:41:48	Dark	48.500	4	Alp1Cen	-0.010000	5800.0	97	47388	No
28	GOM_NL__2PRFIN20110324_014412_000000473100_00391_47388_1509.N1	24-MAR-2011 01:44:12	Dark	46.500	78	Alp Lup	2.3040	28000.	93	47388	No
29	GOM_NL__2PRFIN20110324_014544_000000503100_00391_47388_1510.N1	24-MAR-2011 01:45:44	Straylight	50.000	81	Eta Cen	2.3560	28000.	100	47388	No
30	GOM_NL__2PRFIN20110324_014742_000000453100_00391_47388_1511.N1	24-MAR-2011 01:47:42	Straylight	44.500	64	Gam Cen	2.2000	10600.	89	47388	No
31	GOM_NL__2PRFIN20110324_015006_000000463100_00391_47388_1512.N1	24-MAR-2011 01:50:06	Straylight	45.500	123	lot Cen	2.7500	10200.	91	47388	No
32	GOM_NL__2PRFIN20110324_015520_000000493100_00391_47388_1513.N1	24-MAR-2011 01:55:20	Straylight	49.000	106	9Bet Crv	2.6480	5600.0	98	47388	No
33	GOM_NL__2PRFIN20110324_015726_000000483100_00391_47388_1514.N1	24-MAR-2011 01:57:26	Tw_i_and_stray	47.500	100	4Gam Crv	2.5800	13100.	95	47388	No
34	GOM_NL__2PRFIN20110324_020302_000000513100_00391_47388_1515.N1	24-MAR-2011 02:03:02	Bright	50.500	121	29Gam Vir	2.7400	7200.0	101	47388	No
35	GOM_NL__2PRFIN20110324_020739_000000413100_00391_47388_1516.N1	24-MAR-2011 02:07:39	Bright	41.000	62	94Bet Leo	2.1360	9700.0	82	47388	No
36	GOM_NL__2PRFIN20110324_020904_000000403100_00391_47388_1517.N1	24-MAR-2011 02:09:04	Bright	39.500	96	68Del Leo	2.5600	9300.0	79	47388	No
37	GOM_NL__2PRFIN20110324_021559_000000403100_00391_47388_1518.N1	24-MAR-2011 02:15:59	Bright	39.500	174	52Psi UMa	3.0040	4400.0	79	47388	No
38	GOM_NL__2PRFIN20110324_021915_000000383100_00391_47388_1519.N1	24-MAR-2011 02:19:15	Bright	37.500	82	48Bet UMa	2.3650	10600.	75	47388	No
39	GOM_NL__2PRFIN20110324_022046_000000373100_00391_47388_1520.N1	24-MAR-2011 02:20:46	Bright	37.000	36	50Alp UMa	1.8000	6300.0	74	47388	No
40	GOM_NL__2PRFIN20110324_022224_000000673100_00391_47388_1521.N1	24-MAR-2011 02:22:24	Bright	67.000	55	79Zet UMa	2.0600	10200.	134	47388	No
41	GOM_NL__2PRFIN20110324_022730_000000383100_00391_47388_1522.N1	24-MAR-2011 02:27:30	Bright	38.000	60	7Bet UMi	2.0810	3950.0	76	47388	No
42	GOM_NL__2PRFIN20110324_023058_000000483100_00391_47388_1523.N1	24-MAR-2011 02:30:58	Bright	48.000	119	14Eta Dra	2.7270	4700.0	96	47388	No

43	GOM_NL__2PRFIN20110324_023619_000000373100_00391_47388_1524.N1	24-MAR-2011 02:36:19	Bright	36.500	89	5Alp Cep	2.4510	8000.0	73	47388	No
44	GOM_NL__2PRFIN20110324_024127_000000393100_00391_47388_1525.N1	24-MAR-2011 02:41:27	Bright	39.000	19	50Alp Cyg	1.2460	10500.	78	47388	No
45	GOM_NL__2PRFIN20110324_024303_000000423100_00391_47388_1526.N1	24-MAR-2011 02:43:03	Bright	41.500	66	37Gam Cyg	2.2080	5900.0	83	47388	No
46	GOM_NL__2PRFIN20110324_024454_000000393100_00391_47388_1527.N1	24-MAR-2011 02:44:54	Bright	39.000	92	53Eps Cyg	2.5000	4500.0	78	47388	No
47	GOM_NL__2PRFIN20110324_025356_000000583100_00391_47388_1528.N1	24-MAR-2011 02:53:56	Tw_i_and_stray	58.000	11	53Alp Aql	0.76500	8000.0	116	47388	No
48	GOM_NL__2PRFIN20110324_030455_000000513100_00391_47388_1529.N1	24-MAR-2011 03:04:55	Dark	51.000	155	41Pi Sgr	2.9000	6600.0	102	47388	No
49	GOM_NL__2PRFIN20110324_030703_000000523100_00391_47388_1530.N1	24-MAR-2011 03:07:03	Dark	51.500	57	34Sig Sgr	2.0660	26000.	103	47388	No
50	GOM_NL__2PRFIN20110324_030854_000000603100_00391_47388_1531.N1	24-MAR-2011 03:08:54	Dark	59.500	137	22Lam Sgr	2.8240	4400.0	119	47388	No
51	GOM_NL__2PRFIN20110324_031038_000000513100_00391_47388_1532.N1	24-MAR-2011 03:10:38	Dark	51.000	38	20Eps Sgr	1.8360	11000.	102	47388	No
52	GOM_NL__2PRFIN20110324_031557_000000423100_00392_47389_1518.N1	24-MAR-2011 03:15:57	Dark	42.000	141	Bet Ara	2.8400	4600.0	84	47389	No
53	GOM_NL__2PRFIN20110324_031920_000000413100_00392_47389_1519.N1	24-MAR-2011 03:19:20	Dark	41.000	134	Bet TrA	2.8100	6600.0	82	47389	No
54	GOM_NL__2PRFIN20110324_032203_000000563100_00392_47389_1520.N1	24-MAR-2011 03:22:03	Dark	56.000	4	Alp1Cen	-0.010000	5800.0	112	47389	No
55	GOM_NL__2PRFIN20110324_032426_000000453100_00392_47389_1521.N1	24-MAR-2011 03:24:26	Dark	44.500	78	Alp Lup	2.3040	28000.	89	47389	No
56	GOM_NL__2PRFIN20110324_032559_000000523100_00392_47389_1522.N1	24-MAR-2011 03:25:59	Straylight	51.500	81	Eta Cen	2.3560	28000.	103	47389	No
57	GOM_NL__2PRFIN20110324_032756_000000443100_00392_47389_1523.N1	24-MAR-2011 03:27:56	Straylight	43.500	64	Gam Cen	2.2000	10600.	87	47389	No
58	GOM_NL__2PRFIN20110324_033021_000000503100_00392_47389_1524.N1	24-MAR-2011 03:30:21	Straylight	49.500	123	lot Cen	2.7500	10200.	99	47389	No
59	GOM_NL__2PRFIN20110324_033534_000000513100_00392_47389_1525.N1	24-MAR-2011 03:35:34	Straylight	51.000	106	9Bet Crv	2.6480	5600.0	102	47389	No
60	GOM_NL__2PRFIN20110324_033740_000000463100_00392_47389_1526.N1	24-MAR-2011 03:37:40	Tw_i_and_stray	45.500	100	4Gam Crv	2.5800	13100.	91	47389	No
61	GOM_NL__2PRFIN20110324_034316_000000513100_00392_47389_1527.N1	24-MAR-2011 03:43:16	Bright	50.500	121	29Gam Vir	2.7400	7200.0	101	47389	No
62	GOM_NL__2PRFIN20110324_034753_000000433100_00392_47389_1528.N1	24-MAR-2011 03:47:53	Bright	42.500	62	94Bet Leo	2.1360	9700.0	85	47389	No
63	GOM_NL__2PRFIN20110324_034918_000000373100_00392_47389_1529.N1	24-MAR-2011 03:49:18	Bright	37.000	96	68Del Leo	2.5600	9300.0	74	47389	No
64	GOM_NL__2PRFIN20110324_035613_000000383100_00392_47389_1530.N1	24-MAR-2011 03:56:13	Bright	38.000	174	52Psi UMa	3.0040	4400.0	76	47389	No
65	GOM_NL__2PRFIN20110324_035929_000000373100_00392_47389_1531.N1	24-MAR-2011 03:59:29	Bright	36.500	82	48Bet UMa	2.3650	10600.	73	47389	No
66	GOM_NL__2PRFIN20110324_040100_000000373100_00392_47389_1532.N1	24-MAR-2011 04:01:00	Bright	37.000	36	50Alp UMa	1.8000	6300.0	74	47389	No
67	GOM_NL__2PRFIN20110324_040237_000000433100_00392_47389_1533.N1	24-MAR-2011 04:02:37	Bright	43.000	55	79Zet UMa	2.0600	10200.	86	47389	No
68	GOM_NL__2PRFIN20110324_040743_000000423100_00392_47389_1534.N1	24-MAR-2011 04:07:43	Bright	41.500	60	7Bet UMi	2.0810	3950.0	83	47389	No
69	GOM_NL__2PRFIN20110324_041112_000000493100_00392_47389_1535.N1	24-MAR-2011 04:11:12	Bright	49.000	119	14Eta Dra	2.7270	4700.0	98	47389	No
70	GOM_NL__2PRFIN20110324_041633_000000363100_00392_47389_1536.N1	24-MAR-2011 04:16:33	Bright	35.500	89	5Alp Cep	2.4510	8000.0	71	47389	No
71	GOM_NL__2PRFIN20110324_042141_000000403100_00392_47389_1537.N1	24-MAR-2011 04:21:41	Bright	40.000	19	50Alp Cyg	1.2460	10500.	80	47389	No
72	GOM_NL__2PRFIN20110324_042317_000000433100_00392_47389_1538.N1	24-MAR-2011 04:23:17	Bright	42.500	66	37Gam Cyg	2.2080	5900.0	85	47389	No
73	GOM_NL__2PRFIN20110324_042508_000000403100_00392_47389_1539.N1	24-MAR-2011 04:25:08	Bright	39.500	92	53Eps Cyg	2.5000	4500.0	79	47389	No
74	GOM_NL__2PRFIN20110324_043410_000000543100_00392_47389_1540.N1	24-MAR-2011 04:34:10	Tw_i_and_stray	54.000	11	53Alp Aql	0.76500	8000.0	108	47389	No
75	GOM_NL__2PRFIN20110324_044510_000000543100_00392_47389_1541.N1	24-MAR-2011 04:45:10	Dark	54.000	155	41Pi Sgr	2.9000	6600.0	108	47389	No
76	GOM_NL__2PRFIN20110324_044718_000000503100_00392_47389_1542.N1	24-MAR-2011 04:47:18	Dark	49.500	57	34Sig Sgr	2.0660	26000.	99	47389	No
77	GOM_NL__2PRFIN20110324_044909_000000683100_00392_47389_1543.N1	24-MAR-2011 04:49:09	Dark	68.000	137	22Lam Sgr	2.8240	4400.0	136	47389	No
78	GOM_NL__2PRFIN20110324_045053_000000533100_00392_47389_1544.N1	24-MAR-2011 04:50:53	Dark	52.500	38	20Eps Sgr	1.8360	11000.	105	47389	No
79	GOM_NL__2PRFIN20110324_045612_000000433100_00393_47390_1610.N1	24-MAR-2011 04:56:12	Dark	43.000	141	Bet Ara	2.8400	4600.0	86	47390	No
80	GOM_NL__2PRFIN20110324_045935_000000413100_00393_47390_1611.N1	24-MAR-2011 04:59:35	Dark	40.500	134	Bet TrA	2.8100	6600.0	81	47390	No
81	GOM_NL__2PRFIN20110324_050217_000000563100_00393_47390_1612.N1	24-MAR-2011 05:02:17	Dark	56.000	4	Alp1Cen	-0.010000	5800.0	112	47390	No
82	GOM_NL__2PRFIN20110324_050441_000000453100_00393_47390_1613.N1	24-MAR-2011 05:04:41	Dark	44.500	78	Alp Lup	2.3040	28000.	89	47390	No
83	GOM_NL__2PRFIN20110324_050614_000000503100_00393_47390_1614.N1	24-MAR-2011 05:06:14	Straylight	49.500	81	Eta Cen	2.3560	28000.	99	47390	No
84	GOM_NL__2PRFIN20110324_050811_000000413100_00393_47390_1615.N1	24-MAR-2011 05:08:11	Straylight	41.000	64	Gam Cen	2.2000	10600.	82	47390	No
85	GOM_NL__2PRFIN20110324_051035_000000463100_00393_47390_1616.N1	24-MAR-2011 05:10:35	Straylight	46.000	123	lot Cen	2.7500	10200.	92	47390	No
86	GOM_NL__2PRFIN20110324_051549_000000493100_00393_47390_1617.N1	24-MAR-2011 05:15:49	Straylight	48.500	106	9Bet Crv	2.6480	5600.0	97	47390	No
87	GOM_NL__2PRFIN20110324_051754_000000453100_00393_47390_1618.N1	24-MAR-2011 05:17:54	Tw_i_and_stray	44.500	100	4Gam Crv	2.5800	13100.	89	47390	No
88	GOM_NL__2PRFIN20110324_052330_000000513100_00393_47390_1619.N1	24-MAR-2011 05:23:30	Bright	51.000	121	29Gam Vir	2.7400	7200.0	102	47390	No
89	GOM_NL__2PRFIN20110324_052807_000000433100_00393_47390_1620.N1	24-MAR-2011 05:28:07	Bright	43.000	62	94Bet Leo	2.1360	9700.0	86	47390	No
90	GOM_NL__2PRFIN20110324_052932_000000383100_00393_47390_1621.N1	24-MAR-2011 05:29:32	Bright	37.500	96	68Del Leo	2.5600	9300.0	75	47390	No
91	GOM_NL__2PRFIN20110324_053627_000000373100_00393_47390_1622.N1	24-MAR-2011 05:36:27	Bright	36.500	174	52Psi UMa	3.0040	4400.0	73	47390	No
92	GOM_NL__2PRFIN20110324_053943_000000383100_00393_47390_1623.N1	24-MAR-2011 05:39:43	Bright	37.500	82	48Bet UMa	2.3650	10600.	75	47390	No
93	GOM_NL__2PRFIN20110324_054114_000000403100_00393_47390_1624.N1	24-MAR-2011 05:41:14	Bright	39.500	36	50Alp UMa	1.8000	6300.0	79	47390	No
94	GOM_NL__2PRFIN20110324_054251_000000513100_00393_47390_1625.N1	24-MAR-2011 05:42:51	Bright	50.500	55	79Zet UMa	2.0600	10200.	101	47390	No
95	GOM_NL__2PRFIN20110324_054757_000000433100_00393_47390_1626.N1	24-MAR-2011 05:47:57	Bright	42.500	60	7Bet UMi	2.0810	3950.0	85	47390	No
96	GOM_NL__2PRFIN20110324_055125_000000503100_00393_47390_1627.N1	24-MAR-2011 05:51:25	Bright	49.500	119	14Eta Dra	2.7270	4700.0	99	47390	No
97	GOM_NL__2PRFIN20110324_055647_000000373100_00393_47390_1628.N1	24-MAR-2011 05:56:47	Bright	37.000	89	5Alp Cep	2.4510	8000.0	74	47390	No
98	GOM_NL__2PRFIN20110324_060155_000000373100_00393_47390_1629.N1	24-MAR-2011 06:01:55	Bright	36.500	19	50Alp Cyg	1.2460	10500.	73	47390	No
99	GOM_NL__2PRFIN20110324_060331_000000393100_00393_47390_1630.N1	24-MAR-2011 06:03:31	Bright	39.000	66	37Gam Cyg	2.2080	5900.0	78	47390	No
100	GOM_NL__2PRFIN20110324_060522_000000383100_00393_47390_1631.N1	24-MAR-2011 06:05:22	Bright	37.500	92	53Eps Cyg	2.5000	4500.0	75	47390	No
101	GOM_NL__2PRFIN20110324_061425_000000583100_00393_47390_1632.N1	24-MAR-2011 06:14:25	Tw_i_and_stray	58.000	11	53Alp Aql	0.76500	8000.0	116	47390	No

102	GOM_NL__2PRFIN20110324_062525_000000533100_00393_47390_1633.N1	24-MAR-2011 06:25:25	Dark	53.000	155	41Pi Sgr	2.9000	6600.0	106	47390	No
103	GOM_NL__2PRFIN20110324_062733_000000563100_00393_47390_1634.N1	24-MAR-2011 06:27:33	Dark	56.000	57	34Sig Sgr	2.0660	26000.	112	47390	No
104	GOM_NL__2PRFIN20110324_062925_000000593100_00393_47390_1635.N1	24-MAR-2011 06:29:25	Dark	59.000	137	22Lam Sgr	2.8240	4400.0	118	47390	No
105	GOM_NL__2PRFIN20110324_063108_000000553100_00393_47390_1636.N1	24-MAR-2011 06:31:08	Dark	55.000	38	20Eps Sgr	1.8360	11000.	110	47390	No
106	GOM_NL__2PRFIN20110324_063627_000000423100_00394_47391_1647.N1	24-MAR-2011 06:36:27	Dark	42.000	141	Bet Ara	2.8400	4600.0	84	47391	No
107	GOM_NL__2PRFIN20110324_063950_000000413100_00394_47391_1648.N1	24-MAR-2011 06:39:50	Dark	40.500	134	Bet TrA	2.8100	6600.0	81	47391	No
108	GOM_NL__2PRFIN20110324_064232_000000503100_00394_47391_1649.N1	24-MAR-2011 06:42:32	Dark	49.500	4	Alp1Cen	-0.010000	5800.0	99	47391	No
109	GOM_NL__2PRFIN20110324_064456_000000463100_00394_47391_1650.N1	24-MAR-2011 06:44:56	Straylight	46.000	78	Alp Lup	2.3040	28000.	92	47391	No
110	GOM_NL__2PRFIN20110324_064629_000000493100_00394_47391_1651.N1	24-MAR-2011 06:46:29	Straylight	48.500	81	Eta Cen	2.3560	28000.	97	47391	No
111	GOM_NL__2PRFIN20110324_064825_000000423100_00394_47391_1652.N1	24-MAR-2011 06:48:25	Straylight	41.500	64	Gam Cen	2.2000	10600.	83	47391	No
112	GOM_NL__2PRFIN20110324_065050_000000473100_00394_47391_1653.N1	24-MAR-2011 06:50:50	Straylight	46.500	123	lot Cen	2.7500	10200.	93	47391	No
113	GOM_NL__2PRFIN20110324_065603_000000503100_00394_47391_1654.N1	24-MAR-2011 06:56:03	Straylight	50.000	106	9Bet Crv	2.6480	5600.0	100	47391	No
114	GOM_NL__2PRFIN20110324_065808_000000463100_00394_47391_1655.N1	24-MAR-2011 06:58:08	Twi_and_stray	45.500	100	4Gam Crv	2.5800	13100.	91	47391	No
115	GOM_NL__2PRFIN20110324_070344_000000493100_00394_47391_1656.N1	24-MAR-2011 07:03:44	Bright	49.000	121	29Gam Vir	2.7400	7200.0	98	47391	No
116	GOM_NL__2PRFIN20110324_070821_000000433100_00394_47391_1657.N1	24-MAR-2011 07:08:21	Bright	42.500	62	94Bet Leo	2.1360	9700.0	85	47391	No
117	GOM_NL__2PRFIN20110324_070946_000000403100_00394_47391_1658.N1	24-MAR-2011 07:09:46	Bright	39.500	96	68Del Leo	2.5600	9300.0	79	47391	No
118	GOM_NL__2PRFIN20110324_071640_000000383100_00394_47391_1659.N1	24-MAR-2011 07:16:40	Bright	38.000	174	52Psi UMa	3.0040	4400.0	76	47391	No
119	GOM_NL__2PRFIN20110324_071957_000000383100_00394_47391_1660.N1	24-MAR-2011 07:19:57	Bright	38.000	82	48Bet UMa	2.3650	10600.	76	47391	No
120	GOM_NL__2PRFIN20110324_072128_000000393100_00394_47391_1661.N1	24-MAR-2011 07:21:28	Bright	39.000	36	50Alp UMa	1.8000	6300.0	78	47391	No
121	GOM_NL__2PRFIN20110324_072304_000000453100_00394_47391_1662.N1	24-MAR-2011 07:23:04	Bright	45.000	55	79Zet UMa	2.0600	10200.	90	47391	No
122	GOM_NL__2PRFIN20110324_072811_000000413100_00394_47391_1663.N1	24-MAR-2011 07:28:11	Bright	41.000	60	7Bet UMi	2.0810	3950.0	82	47391	No
123	GOM_NL__2PRFIN20110324_073138_000000493100_00394_47391_1664.N1	24-MAR-2011 07:31:38	Bright	48.500	119	14Eta Dra	2.7270	4700.0	97	47391	No
124	GOM_NL__2PRFIN20110324_073701_000000373100_00394_47391_1665.N1	24-MAR-2011 07:37:01	Bright	37.000	89	5Alp Cep	2.4510	8000.0	74	47391	No
125	GOM_NL__2PRFIN20110324_074209_000000393100_00394_47391_1666.N1	24-MAR-2011 07:42:09	Bright	39.000	19	50Alp Cyg	1.2460	10500.	78	47391	No
126	GOM_NL__2PRFIN20110324_074345_000000433100_00394_47391_1667.N1	24-MAR-2011 07:43:45	Bright	42.500	66	37Gam Cyg	2.2080	5900.0	85	47391	No
127	GOM_NL__2PRFIN20110324_074537_000000573100_00394_47391_1668.N1	24-MAR-2011 07:45:37	Bright	57.000	92	53Eps Cyg	2.5000	4500.0	114	47391	No
128	GOM_NL__2PRFIN20110324_075440_000000573100_00394_47391_1669.N1	24-MAR-2011 07:54:40	Twi_and_stray	57.000	11	53Alp Aql	0.76500	8000.0	114	47391	No
129	GOM_NL__2PRFIN20110324_080540_000000523100_00394_47391_1670.N1	24-MAR-2011 08:05:40	Dark	51.500	155	41Pi Sgr	2.9000	6600.0	103	47391	No
130	GOM_NL__2PRFIN20110324_080748_000000543100_00394_47391_1671.N1	24-MAR-2011 08:07:48	Dark	53.500	57	34Sig Sgr	2.0660	26000.	107	47391	No
131	GOM_NL__2PRFIN20110324_080940_000000603100_00394_47391_1672.N1	24-MAR-2011 08:09:40	Dark	59.500	137	22Lam Sgr	2.8240	4400.0	119	47391	No
132	GOM_NL__2PRFIN20110324_081123_000000553100_00394_47391_1673.N1	24-MAR-2011 08:11:23	Dark	55.000	38	20Eps Sgr	1.8360	11000.	110	47391	No
133	GOM_NL__2PRFIN20110324_081641_000000433100_00395_47392_1697.N1	24-MAR-2011 08:16:41	Dark	43.000	141	Bet Ara	2.8400	4600.0	86	47392	No
134	GOM_NL__2PRFIN20110324_082004_000000403100_00395_47392_1698.N1	24-MAR-2011 08:20:04	Dark	39.500	134	Bet TrA	2.8100	6600.0	79	47392	No
135	GOM_NL__2PRFIN20110324_082246_000000573100_00395_47392_1699.N1	24-MAR-2011 08:22:46	Dark	57.000	4	Alp1Cen	-0.010000	5800.0	114	47392	No
136	GOM_NL__2PRFIN20110324_082511_000000483100_00395_47392_1700.N1	24-MAR-2011 08:25:11	Straylight	47.500	78	Alp Lup	2.3040	28000.	95	47392	No
137	GOM_NL__2PRFIN20110324_082644_000000523100_00395_47392_1701.N1	24-MAR-2011 08:26:44	Straylight	52.000	81	Eta Cen	2.3560	28000.	104	47392	No
138	GOM_NL__2PRFIN20110324_082840_000000453100_00395_47392_1702.N1	24-MAR-2011 08:28:40	Straylight	44.500	64	Gam Cen	2.2000	10600.	89	47392	No
139	GOM_NL__2PRFIN20110324_083104_000000463100_00395_47392_1703.N1	24-MAR-2011 08:31:04	Straylight	45.500	123	lot Cen	2.7500	10200.	91	47392	No
140	GOM_NL__2PRFIN20110324_083617_000000503100_00395_47392_1704.N1	24-MAR-2011 08:36:17	Straylight	50.000	106	9Bet Crv	2.6480	5600.0	100	47392	No
141	GOM_NL__2PRFIN20110324_083822_000000473100_00395_47392_1705.N1	24-MAR-2011 08:38:22	Twi_and_stray	46.500	100	4Gam Crv	2.5800	13100.	93	47392	No
142	GOM_NL__2PRFIN20110324_084358_000000513100_00395_47392_1706.N1	24-MAR-2011 08:43:58	Bright	51.000	121	29Gam Vir	2.7400	7200.0	102	47392	No
143	GOM_NL__2PRFIN20110324_084834_000000403100_00395_47392_1707.N1	24-MAR-2011 08:48:34	Bright	39.500	62	94Bet Leo	2.1360	9700.0	79	47392	No
144	GOM_NL__2PRFIN20110324_085000_000000383100_00395_47392_1708.N1	24-MAR-2011 08:50:00	Bright	38.000	96	68Del Leo	2.5600	9300.0	76	47392	No
145	GOM_NL__2PRFIN20110324_085654_000000403100_00395_47392_1709.N1	24-MAR-2011 08:56:54	Bright	40.000	174	52Psi UMa	3.0040	4400.0	80	47392	No
146	GOM_NL__2PRFIN20110324_090011_000000383100_00395_47392_1710.N1	24-MAR-2011 09:00:11	Bright	38.000	82	48Bet UMa	2.3650	10600.	76	47392	No
147	GOM_NL__2PRFIN20110324_090142_000000393100_00395_47392_1711.N1	24-MAR-2011 09:01:42	Bright	38.500	36	50Alp UMa	1.8000	6300.0	77	47392	No
148	GOM_NL__2PRFIN20110324_090317_000000443100_00395_47392_1712.N1	24-MAR-2011 09:03:17	Bright	44.000	55	79Zet UMa	2.0600	10200.	88	47392	No
149	GOM_NL__2PRFIN20110324_090825_000000403100_00395_47392_1713.N1	24-MAR-2011 09:08:25	Bright	39.500	60	7Bet UMi	2.0810	3950.0	79	47392	No
150	GOM_NL__2PRFIN20110324_091152_000000483100_00395_47392_1714.N1	24-MAR-2011 09:11:52	Bright	48.000	119	14Eta Dra	2.7270	4700.0	96	47392	No
151	GOM_NL__2PRFIN20110324_091715_000000373100_00395_47392_1715.N1	24-MAR-2011 09:17:15	Bright	37.000	89	5Alp Cep	2.4510	8000.0	74	47392	No
152	GOM_NL__2PRFIN20110324_092223_000000373100_00395_47392_1716.N1	24-MAR-2011 09:22:23	Bright	36.500	19	50Alp Cyg	1.2460	10500.	73	47392	No
153	GOM_NL__2PRFIN20110324_092359_000000433100_00395_47392_1717.N1	24-MAR-2011 09:23:59	Bright	42.500	66	37Gam Cyg	2.2080	5900.0	85	47392	No
154	GOM_NL__2PRFIN20110324_092550_000000393100_00395_47392_1718.N1	24-MAR-2011 09:25:50	Bright	38.500	92	53Eps Cyg	2.5000	4500.0	77	47392	No
155	GOM_NL__2PRFIN20110324_093454_000000583100_00395_47392_1719.N1	24-MAR-2011 09:34:54	Twi_and_stray	57.500	11	53Alp Aql	0.76500	8000.0	115	47392	No
156	GOM_NL__2PRFIN20110324_094555_000000513100_00395_47392_1720.N1	24-MAR-2011 09:45:55	Dark	51.000	155	41Pi Sgr	2.9000	6600.0	102	47392	No
157	GOM_NL__2PRFIN20110324_094804_000000543100_00395_47392_1721.N1	24-MAR-2011 09:48:04	Dark	53.500	57	34Sig Sgr	2.0660	26000.	107	47392	No
158	GOM_NL__2PRFIN20110324_094956_000000583100_00395_47392_1722.N1	24-MAR-2011 09:49:56	Dark	57.500	137	22Lam Sgr	2.8240	4400.0	115	47392	No
159	GOM_NL__2PRFIN20110324_095139_000000553100_00395_47392_1723.N1	24-MAR-2011 09:51:39	Dark	55.000	38	20Eps Sgr	1.8360	11000.	110	47392	No
160	GOM_NL__2PRFIN20110324_095656_000000433100_00396_47393_1745.N1	24-MAR-2011 09:56:56	Dark	42.500	141	Bet Ara	2.8400	4600.0	85	47393	No

161	GOM_NL__2PRFIN20110324_100019_000000423100_00396_47393_1746.N1	24-MAR-2011 10:00:19	Dark	41.500	134	Bet TrA	2.8100	6600.0	83	47393	No
162	GOM_NL__2PRFIN20110324_100301_000000503100_00396_47393_1747.N1	24-MAR-2011 10:03:01	Dark	49.500	4	Alp1Cen	-0.010000	5800.0	99	47393	No
163	GOM_NL__2PRFIN20110324_100526_000000503100_00396_47393_1748.N1	24-MAR-2011 10:05:26	Straylight	50.000	78	Alp Lup	2.3040	28000.	100	47393	No
164	GOM_NL__2PRFIN20110324_100658_000000533100_00396_47393_1749.N1	24-MAR-2011 10:06:58	Straylight	53.000	81	Eta Cen	2.3560	28000.	106	47393	No
165	GOM_NL__2PRFIN20110324_100854_000000423100_00396_47393_1750.N1	24-MAR-2011 10:08:54	Straylight	41.500	64	Gam Cen	2.2000	10600.	83	47393	No
166	GOM_NL__2PRFIN20110324_101119_000000503100_00396_47393_1751.N1	24-MAR-2011 10:11:19	Straylight	50.000	123	lot Cen	2.7500	10200.	100	47393	No
167	GOM_NL__2PRFIN20110324_101631_000000503100_00396_47393_1752.N1	24-MAR-2011 10:16:31	Straylight	50.000	106	9Bet Crv	2.6480	5600.0	100	47393	No
168	GOM_NL__2PRFIN20110324_101836_000000473100_00396_47393_1753.N1	24-MAR-2011 10:18:36	Tw_i_and_stray	47.000	100	4Gam Crv	2.5800	13100.	94	47393	No
169	GOM_NL__2PRFIN20110324_102411_000000493100_00396_47393_1754.N1	24-MAR-2011 10:24:11	Bright	48.500	121	29Gam Vir	2.7400	7200.0	97	47393	No
170	GOM_NL__2PRFIN20110324_102848_000000433100_00396_47393_1755.N1	24-MAR-2011 10:28:48	Bright	43.000	62	94Bet Leo	2.1360	9700.0	86	47393	No
171	GOM_NL__2PRFIN20110324_103014_000000383100_00396_47393_1756.N1	24-MAR-2011 10:30:14	Bright	38.000	96	68Del Leo	2.5600	9300.0	76	47393	No
172	GOM_NL__2PRFIN20110324_103708_000000393100_00396_47393_1757.N1	24-MAR-2011 10:37:08	Bright	38.500	174	52Psi UMa	3.0040	4400.0	77	47393	No
173	GOM_NL__2PRFIN20110324_104025_000000383100_00396_47393_1758.N1	24-MAR-2011 10:40:25	Bright	38.000	82	48Bet UMa	2.3650	10600.	76	47393	No
174	GOM_NL__2PRFIN20110324_104156_000000403100_00396_47393_1759.N1	24-MAR-2011 10:41:56	Bright	40.000	36	50Alp UMa	1.8000	6300.0	80	47393	No
175	GOM_NL__2PRFIN20110324_104331_000000673100_00396_47393_1760.N1	24-MAR-2011 10:43:31	Bright	67.000	55	79Zet UMa	2.0600	10200.	134	47393	No
176	GOM_NL__2PRFIN20110324_104838_000000383100_00396_47393_1761.N1	24-MAR-2011 10:48:38	Bright	37.500	60	7Bet UMi	2.0810	3950.0	75	47393	No
177	GOM_NL__2PRFIN20110324_105205_000000503100_00396_47393_1762.N1	24-MAR-2011 10:52:05	Bright	49.500	119	14Eta Dra	2.7270	4700.0	99	47393	No
178	GOM_NL__2PRFIN20110324_105729_000000373100_00396_47393_1763.N1	24-MAR-2011 10:57:29	Bright	37.000	89	5Alp Cep	2.4510	8000.0	74	47393	No
179	GOM_NL__2PRFIN20110324_110237_000000413100_00396_47393_1764.N1	24-MAR-2011 11:02:37	Bright	40.500	19	50Alp Cyg	1.2460	10500.	81	47393	No
180	GOM_NL__2PRFIN20110324_110413_000000593100_00396_47393_1765.N1	24-MAR-2011 11:04:13	Bright	59.000	66	37Gam Cyg	2.2080	5900.0	118	47393	No
181	GOM_NL__2PRFIN20110324_110605_000000403100_00396_47393_1766.N1	24-MAR-2011 11:06:05	Bright	40.000	92	53Eps Cyg	2.5000	4500.0	80	47393	No
182	GOM_NL__2PRFIN20110324_111509_000000583100_00396_47393_1767.N1	24-MAR-2011 11:15:09	Tw_i_and_stray	58.000	11	53Alp Aql	0.76500	8000.0	116	47393	No
183	GOM_NL__2PRFIN20110324_112610_000000513100_00396_47393_1768.N1	24-MAR-2011 11:26:10	Dark	50.500	155	41Pi Sgr	2.9000	6600.0	101	47393	No
184	GOM_NL__2PRFIN20110324_112819_000000533100_00396_47393_1769.N1	24-MAR-2011 11:28:19	Dark	53.000	57	34Sig Sgr	2.0660	26000.	106	47393	No
185	GOM_NL__2PRFIN20110324_113011_000000573100_00396_47393_1770.N1	24-MAR-2011 11:30:11	Dark	57.000	137	22Lam Sgr	2.8240	4400.0	114	47393	No
186	GOM_NL__2PRFIN20110324_113154_000000543100_00396_47393_1771.N1	24-MAR-2011 11:31:54	Dark	54.000	38	20Eps Sgr	1.8360	11000.	108	47393	No
187	GOM_NL__2PRFIN20110324_113711_000000433100_00397_47394_1781.N1	24-MAR-2011 11:37:11	Dark	43.000	141	Bet Ara	2.8400	4600.0	86	47394	No
188	GOM_NL__2PRFIN20110324_114033_000000413100_00397_47394_1782.N1	24-MAR-2011 11:40:33	Dark	41.000	134	Bet TrA	2.8100	6600.0	82	47394	No
189	GOM_NL__2PRFIN20110324_114315_000000543100_00397_47394_1783.N1	24-MAR-2011 11:43:15	Dark	53.500	4	Alp1Cen	-0.010000	5800.0	107	47394	No
190	GOM_NL__2PRFIN20110324_114540_000000453100_00397_47394_1784.N1	24-MAR-2011 11:45:40	Straylight	45.000	78	Alp Lup	2.3040	28000.	90	47394	No
191	GOM_NL__2PRFIN20110324_114713_000000493100_00397_47394_1785.N1	24-MAR-2011 11:47:13	Straylight	49.000	81	Eta Cen	2.3560	28000.	98	47394	No
192	GOM_NL__2PRFIN20110324_114908_000000453100_00397_47394_1786.N1	24-MAR-2011 11:49:08	Straylight	45.000	64	Gam Cen	2.2000	10600.	90	47394	No
193	GOM_NL__2PRFIN20110324_115133_000000453100_00397_47394_1787.N1	24-MAR-2011 11:51:33	Straylight	44.500	123	lot Cen	2.7500	10200.	89	47394	No
194	GOM_NL__2PRFIN20110324_115645_000000503100_00397_47394_1788.N1	24-MAR-2011 11:56:45	Straylight	49.500	106	9Bet Crv	2.6480	5600.0	99	47394	No
195	GOM_NL__2PRFIN20110324_115850_000000483100_00397_47394_1789.N1	24-MAR-2011 11:58:50	Tw_i_and_stray	48.000	100	4Gam Crv	2.5800	13100.	96	47394	No
196	GOM_NL__2PRFIN20110324_120425_000000523100_00397_47394_1790.N1	24-MAR-2011 12:04:25	Bright	51.500	121	29Gam Vir	2.7400	7200.0	103	47394	No
197	GOM_NL__2PRFIN20110324_120902_000000423100_00397_47394_1791.N1	24-MAR-2011 12:09:02	Bright	42.000	62	94Bet Leo	2.1360	9700.0	84	47394	No
198	GOM_NL__2PRFIN20110324_121028_000000383100_00397_47394_1792.N1	24-MAR-2011 12:10:28	Bright	37.500	96	68Del Leo	2.5600	9300.0	75	47394	No
199	GOM_NL__2PRFIN20110324_121722_000000373100_00397_47394_1793.N1	24-MAR-2011 12:17:22	Bright	37.000	174	52Psi UMa	3.0040	4400.0	74	47394	No
200	GOM_NL__2PRFIN20110324_122038_000000373100_00397_47394_1794.N1	24-MAR-2011 12:20:38	Bright	37.000	82	48Bet UMa	2.3650	10600.	74	47394	No
201	GOM_NL__2PRFIN20110324_122210_000000403100_00397_47394_1795.N1	24-MAR-2011 12:22:10	Bright	39.500	36	50Alp UMa	1.8000	6300.0	79	47394	No
202	GOM_NL__2PRFIN20110324_122344_000000453100_00397_47394_1796.N1	24-MAR-2011 12:23:44	Bright	45.000	55	79Zet UMa	2.0600	10200.	90	47394	No
203	GOM_NL__2PRFIN20110324_122852_000000583100_00397_47394_1797.N1	24-MAR-2011 12:28:52	Bright	58.000	60	7Bet UMi	2.0810	3950.0	116	47394	No
204	GOM_NL__2PRFIN20110324_123218_000000483100_00397_47394_1798.N1	24-MAR-2011 12:32:18	Bright	48.000	119	14Eta Dra	2.7270	4700.0	96	47394	No
205	GOM_NL__2PRFIN20110324_123743_000000363100_00397_47394_1799.N1	24-MAR-2011 12:37:43	Bright	36.000	89	5Alp Cep	2.4510	8000.0	72	47394	No
206	GOM_NL__2PRFIN20110324_124251_000000403100_00397_47394_1800.N1	24-MAR-2011 12:42:51	Bright	40.000	19	50Alp Cyg	1.2460	10500.	80	47394	No
207	GOM_NL__2PRFIN20110324_124427_000000403100_00397_47394_1801.N1	24-MAR-2011 12:44:27	Bright	40.000	66	37Gam Cyg	2.2080	5900.0	80	47394	No
208	GOM_NL__2PRFIN20110324_124619_000000373100_00397_47394_1802.N1	24-MAR-2011 12:46:19	Bright	37.000	92	53Eps Cyg	2.5000	4500.0	74	47394	No
209	GOM_NL__2PRFIN20110324_125523_000000603100_00397_47394_1803.N1	24-MAR-2011 12:55:23	Tw_i_and_stray	60.000	11	53Alp Aql	0.76500	8000.0	120	47394	No
210	GOM_NL__2PRFIN20110324_130625_000000503100_00397_47394_1804.N1	24-MAR-2011 13:06:25	Dark	50.000	155	41Pi Sgr	2.9000	6600.0	100	47394	No
211	GOM_NL__2PRFIN20110324_130834_000000523100_00397_47394_1805.N1	24-MAR-2011 13:08:34	Dark	51.500	57	34Sig Sgr	2.0660	26000.	103	47394	No
212	GOM_NL__2PRFIN20110324_131209_000000603100_00397_47394_1806.N1	24-MAR-2011 13:12:09	Dark	60.000	38	20Eps Sgr	1.8360	11000.	120	47394	No
213	GOM_NL__2PRFIN20110324_131725_000000443100_00398_47395_1806.N1	24-MAR-2011 13:17:25	Dark	44.000	141	Bet Ara	2.8400	4600.0	88	47395	No
214	GOM_NL__2PRFIN20110324_132048_000000403100_00398_47395_1807.N1	24-MAR-2011 13:20:48	Dark	40.000	134	Bet TrA	2.8100	6600.0	80	47395	No
215	GOM_NL__2PRFIN20110324_132330_000000433100_00398_47395_1808.N1	24-MAR-2011 13:23:30	Dark	42.500	4	Alp1Cen	-0.010000	5800.0	85	47395	No
216	GOM_NL__2PRFIN20110324_132555_000000453100_00398_47395_1809.N1	24-MAR-2011 13:25:55	Straylight	44.500	78	Alp Lup	2.3040	28000.	89	47395	No
217	GOM_NL__2PRFIN20110324_132728_000000523100_00398_47395_1810.N1	24-MAR-2011 13:27:28	Straylight	51.500	81	Eta Cen	2.3560	28000.	103	47395	No
218	GOM_NL__2PRFIN20110324_132923_000000413100_00398_47395_1811.N1	24-MAR-2011 13:29:23	Straylight	40.500	64	Gam Cen	2.2000	10600.	81	47395	No
219	GOM_NL__2PRFIN20110324_133147_000000473100_00398_47395_1812.N1	24-MAR-2011 13:31:47	Straylight	47.000	123	lot Cen	2.7500	10200.	94	47395	No

220	GOM_NL__2PRFIN20110324_133700_00000513100_00398_47395_1813.N1	24-MAR-2011 13:37:00	Straylight	51.000	106	9Bet Crv	2.6480	5600.0	102	47395	No
221	GOM_NL__2PRFIN20110324_133905_00000473100_00398_47395_1814.N1	24-MAR-2011 13:39:05	Twl_and_stray	47.000	100	4Gam Crv	2.5800	13100.	94	47395	No
222	GOM_NL__2PRFIN20110324_134438_00000503100_00398_47395_1815.N1	24-MAR-2011 13:44:38	Bright	49.500	121	29Gam Vir	2.7400	7200.0	99	47395	No
223	GOM_NL__2PRFIN20110324_134916_00000423100_00398_47395_1816.N1	24-MAR-2011 13:49:16	Bright	41.500	62	94Bet Leo	2.1360	9700.0	83	47395	No
224	GOM_NL__2PRFIN20110324_135041_00000393100_00398_47395_1817.N1	24-MAR-2011 13:50:41	Bright	38.500	96	68Del Leo	2.5600	9300.0	77	47395	No
225	GOM_NL__2PRFIN20110324_135735_00000373100_00398_47395_1818.N1	24-MAR-2011 13:57:35	Bright	36.500	174	52Psi UMa	3.0040	4400.0	73	47395	No
226	GOM_NL__2PRFIN20110324_140052_00000373100_00398_47395_1819.N1	24-MAR-2011 14:00:52	Bright	37.000	82	48Bet UMa	2.3650	10600.	74	47395	No
227	GOM_NL__2PRFIN20110324_140223_00000403100_00398_47395_1820.N1	24-MAR-2011 14:02:23	Bright	39.500	36	50Alp UMa	1.8000	6300.0	79	47395	No
228	GOM_NL__2PRFIN20110324_140357_00000453100_00398_47395_1821.N1	24-MAR-2011 14:03:57	Bright	45.000	55	79Zet UMa	2.0600	10200.	90	47395	No
229	GOM_NL__2PRFIN20110324_140905_00000383100_00398_47395_1822.N1	24-MAR-2011 14:09:05	Bright	37.500	60	7Bet UMi	2.0810	3950.0	75	47395	No
230	GOM_NL__2PRFIN20110324_141232_00000493100_00398_47395_1823.N1	24-MAR-2011 14:12:32	Bright	48.500	119	14Eta Dra	2.7270	4700.0	97	47395	No
231	GOM_NL__2PRFIN20110324_141757_00000373100_00398_47395_1824.N1	24-MAR-2011 14:17:57	Bright	37.000	89	5Alp Cep	2.4510	8000.0	74	47395	No
232	GOM_NL__2PRFIN20110324_142305_00000403100_00398_47395_1825.N1	24-MAR-2011 14:23:05	Bright	40.000	19	50Alp Cyg	1.2460	10500.	80	47395	No
233	GOM_NL__2PRFIN20110324_142441_00000443100_00398_47395_1826.N1	24-MAR-2011 14:24:41	Bright	43.500	66	37Gam Cyg	2.2080	5900.0	87	47395	No
234	GOM_NL__2PRFIN20110324_142633_00000393100_00398_47395_1827.N1	24-MAR-2011 14:26:33	Bright	38.500	92	53Eps Cyg	2.5000	4500.0	77	47395	No
235	GOM_NL__2PRFIN20110324_143538_00000623100_00398_47395_1828.N1	24-MAR-2011 14:35:38	Twl_and_stray	61.500	11	53Alp Aql	0.76500	8000.0	123	47395	No
236	GOM_NL__2PRFIN20110324_144640_00000503100_00398_47395_1829.N1	24-MAR-2011 14:46:40	Dark	49.500	155	41Pi Sgr	2.9000	6600.0	99	47395	No
237	GOM_NL__2PRFIN20110324_144849_00000503100_00398_47395_1830.N1	24-MAR-2011 14:48:49	Dark	49.500	57	34Sig Sgr	2.0660	26000.	99	47395	No
238	GOM_NL__2PRFIN20110324_145224_00000503100_00398_47395_1831.N1	24-MAR-2011 14:52:24	Dark	50.000	38	20Eps Sgr	1.8360	11000.	100	47395	No
239	GOM_NL__2PRFIN20110324_145740_00000453100_00399_47396_1858.N1	24-MAR-2011 14:57:40	Dark	44.500	141	Bet Ara	2.8400	4600.0	89	47396	No
240	GOM_NL__2PRFIN20110324_150102_00000413100_00399_47396_1859.N1	24-MAR-2011 15:01:02	Dark	40.500	134	Bet TrA	2.8100	6600.0	81	47396	No
241	GOM_NL__2PRFIN20110324_150344_00000453100_00399_47396_1860.N1	24-MAR-2011 15:03:44	Dark	45.000	4	Alp1Cen	-0.010000	5800.0	90	47396	No
242	GOM_NL__2PRFIN20110324_150610_00000463100_00399_47396_1861.N1	24-MAR-2011 15:06:10	Straylight	45.500	78	Alp Lup	2.3040	28000.	91	47396	No
243	GOM_NL__2PRFIN20110324_150743_00000493100_00399_47396_1862.N1	24-MAR-2011 15:07:43	Straylight	49.000	81	Eta Cen	2.3560	28000.	98	47396	No
244	GOM_NL__2PRFIN20110324_151037_00000593100_00399_47396_1863.N1	24-MAR-2011 15:10:37	Straylight	59.000	54	5The Cen	2.0550	4500.0	118	47396	No
245	GOM_NL__2PRFIN20110324_151714_00000473100_00399_47396_1864.N1	24-MAR-2011 15:17:14	Straylight	47.000	106	9Bet Crv	2.6480	5600.0	94	47396	No
246	GOM_NL__2PRFIN20110324_151919_00000433100_00399_47396_1865.N1	24-MAR-2011 15:19:19	Twl_and_stray	43.000	100	4Gam Crv	2.5800	13100.	86	47396	No
247	GOM_NL__2PRFIN20110324_152452_00000503100_00399_47396_1866.N1	24-MAR-2011 15:24:52	Bright	49.500	121	29Gam Vir	2.7400	7200.0	99	47396	No
248	GOM_NL__2PRFIN20110324_152929_00000423100_00399_47396_1867.N1	24-MAR-2011 15:29:29	Bright	42.000	62	94Bet Leo	2.1360	9700.0	84	47396	No
249	GOM_NL__2PRFIN20110324_153055_00000383100_00399_47396_1868.N1	24-MAR-2011 15:30:55	Bright	38.000	96	68Del Leo	2.5600	9300.0	76	47396	No
250	GOM_NL__2PRFIN20110324_153749_00000393100_00399_47396_1869.N1	24-MAR-2011 15:37:49	Bright	39.000	174	52Psi UMa	3.0040	4400.0	78	47396	No
251	GOM_NL__2PRFIN20110324_154106_00000383100_00399_47396_1870.N1	24-MAR-2011 15:41:06	Bright	37.500	82	48Bet UMa	2.3650	10600.	75	47396	No
252	GOM_NL__2PRFIN20110324_154237_00000383100_00399_47396_1871.N1	24-MAR-2011 15:42:37	Bright	38.000	36	50Alp UMa	1.8000	6300.0	76	47396	No
253	GOM_NL__2PRFIN20110324_154411_00000453100_00399_47396_1872.N1	24-MAR-2011 15:44:11	Bright	45.000	55	79Zet UMa	2.0600	10200.	90	47396	No
254	GOM_NL__2PRFIN20110324_154919_00000423100_00399_47396_1873.N1	24-MAR-2011 15:49:19	Bright	41.500	60	7Bet UMi	2.0810	3950.0	83	47396	No
255	GOM_NL__2PRFIN20110324_155245_00000513100_00399_47396_1874.N1	24-MAR-2011 15:52:45	Bright	50.500	119	14Eta Dra	2.7270	4700.0	101	47396	No
256	GOM_NL__2PRFIN20110324_155811_00000363100_00399_47396_1875.N1	24-MAR-2011 15:58:11	Bright	36.000	89	5Alp Cep	2.4510	8000.0	72	47396	No
257	GOM_NL__2PRFIN20110324_160319_00000383100_00399_47396_1876.N1	24-MAR-2011 16:03:19	Bright	38.000	19	50Alp Cyg	1.2460	10500.	76	47396	No
258	GOM_NL__2PRFIN20110324_160455_00000413100_00399_47396_1877.N1	24-MAR-2011 16:04:55	Bright	41.000	66	37Gam Cyg	2.2080	5900.0	82	47396	No
259	GOM_NL__2PRFIN20110324_160647_00000373100_00399_47396_1878.N1	24-MAR-2011 16:06:47	Bright	37.000	92	53Eps Cyg	2.5000	4500.0	74	47396	No
260	GOM_NL__2PRFIN20110324_161553_00000553100_00399_47396_1879.N1	24-MAR-2011 16:15:53	Twl_and_stray	55.000	11	53Alp Aql	0.76500	8000.0	110	47396	No
261	GOM_NL__2PRFIN20110324_162655_00000523100_00399_47396_1880.N1	24-MAR-2011 16:26:55	Dark	51.500	155	41Pi Sgr	2.9000	6600.0	103	47396	No
262	GOM_NL__2PRFIN20110324_162904_00000513100_00399_47396_1881.N1	24-MAR-2011 16:29:04	Dark	50.500	57	34Sig Sgr	2.0660	26000.	101	47396	No
263	GOM_NL__2PRFIN20110324_163239_00000513100_00399_47396_1882.N1	24-MAR-2011 16:32:39	Dark	51.000	38	20Eps Sgr	1.8360	11000.	102	47396	No
264	GOM_NL__2PRFIN20110324_163755_00000443100_00400_47397_1881.N1	24-MAR-2011 16:37:55	Dark	44.000	141	Bet Ara	2.8400	4600.0	88	47397	No
265	GOM_NL__2PRFIN20110324_164117_00000403100_00400_47397_1882.N1	24-MAR-2011 16:41:17	Dark	40.000	134	Bet TrA	2.8100	6600.0	80	47397	No
266	GOM_NL__2PRFIN20110324_164359_00000573100_00400_47397_1883.N1	24-MAR-2011 16:43:59	Dark	56.500	4	Alp1Cen	-0.010000	5800.0	113	47397	No
267	GOM_NL__2PRFIN20110324_164624_00000473100_00400_47397_1884.N1	24-MAR-2011 16:46:24	Straylight	47.000	78	Alp Lup	2.3040	28000.	94	47397	No
268	GOM_NL__2PRFIN20110324_164757_00000543100_00400_47397_1885.N1	24-MAR-2011 16:47:57	Straylight	54.000	81	Eta Cen	2.3560	28000.	108	47397	No
269	GOM_NL__2PRFIN20110324_165052_00000593100_00400_47397_1886.N1	24-MAR-2011 16:50:52	Straylight	59.000	54	5The Cen	2.0550	4500.0	118	47397	No
270	GOM_NL__2PRFIN20110324_165728_00000503100_00400_47397_1887.N1	24-MAR-2011 16:57:28	Straylight	49.500	106	9Bet Crv	2.6480	5600.0	99	47397	No
271	GOM_NL__2PRFIN20110324_165933_00000493100_00400_47397_1888.N1	24-MAR-2011 16:59:33	Twl_and_stray	48.500	100	4Gam Crv	2.5800	13100.	97	47397	No
272	GOM_NL__2PRFIN20110324_170506_00000503100_00400_47397_1889.N1	24-MAR-2011 17:05:06	Bright	50.000	121	29Gam Vir	2.7400	7200.0	100	47397	No
273	GOM_NL__2PRFIN20110324_170943_00000413100_00400_47397_1890.N1	24-MAR-2011 17:09:43	Bright	41.000	62	94Bet Leo	2.1360	9700.0	82	47397	No
274	GOM_NL__2PRFIN20110324_171109_00000373100_00400_47397_1891.N1	24-MAR-2011 17:11:09	Bright	37.000	96	68Del Leo	2.5600	9300.0	74	47397	No
275	GOM_NL__2PRFIN20110324_171803_00000373100_00400_47397_1892.N1	24-MAR-2011 17:18:03	Bright	36.500	174	52Psi UMa	3.0040	4400.0	73	47397	No
276	GOM_NL__2PRFIN20110324_172120_00000373100_00400_47397_1893.N1	24-MAR-2011 17:21:20	Bright	37.000	82	48Bet UMa	2.3650	10600.	74	47397	No
277	GOM_NL__2PRFIN20110324_172251_00000413100_00400_47397_1894.N1	24-MAR-2011 17:22:51	Bright	41.000	36	50Alp UMa	1.8000	6300.0	82	47397	No
278	GOM_NL__2PRFIN20110324_172424_00000673100_00400_47397_1895.N1	24-MAR-2011 17:24:24	Bright	67.000	55	79Zet UMa	2.0600	10200.	134	47397	No

279	GOM_NL__2PRFIN20110324_172933_000000433100_00400_47397_1896.N1	24-MAR-2011 17:29:33	Bright	42.500	60	7Bet UMi	2.0810	3950.0	85	47397	No
280	GOM_NL__2PRFIN20110324_173258_000000493100_00400_47397_1897.N1	24-MAR-2011 17:32:58	Bright	48.500	119	14Eta Dra	2.7270	4700.0	97	47397	No
281	GOM_NL__2PRFIN20110324_173825_000000363100_00400_47397_1898.N1	24-MAR-2011 17:38:25	Bright	36.000	89	5Alp Cep	2.4510	8000.0	72	47397	No
282	GOM_NL__2PRFIN20110324_174333_000000403100_00400_47397_1899.N1	24-MAR-2011 17:43:33	Bright	40.000	19	50Alp Cyg	1.2460	10500.	80	47397	No
283	GOM_NL__2PRFIN20110324_174509_000000423100_00400_47397_1900.N1	24-MAR-2011 17:45:09	Bright	42.000	66	37Gam Cyg	2.2080	5900.0	84	47397	No
284	GOM_NL__2PRFIN20110324_174701_000000413100_00400_47397_1901.N1	24-MAR-2011 17:47:01	Bright	40.500	92	53Eps Cyg	2.5000	4500.0	81	47397	No
285	GOM_NL__2PRFIN20110324_175607_000000603100_00400_47397_1902.N1	24-MAR-2011 17:56:07	Twilight	60.000	11	53Alp Aql	0.76500	8000.0	120	47397	No
286	GOM_NL__2PRFIN20110324_180710_000000513100_00400_47397_1903.N1	24-MAR-2011 18:07:10	Dark	50.500	155	41Pi Sgr	2.9000	6600.0	101	47397	No
287	GOM_NL__2PRFIN20110324_180919_000000533100_00400_47397_1904.N1	24-MAR-2011 18:09:19	Dark	53.000	57	34Sig Sgr	2.0660	26000.	106	47397	No
288	GOM_NL__2PRFIN20110324_181254_000000533100_00400_47397_1905.N1	24-MAR-2011 18:12:54	Dark	53.000	38	20Eps Sgr	1.8360	11000.	106	47397	No
289	GOM_NL__2PRFIN20110324_181621_000000503100_00401_47398_1907.N1	24-MAR-2011 18:16:21	Dark	50.000	85	Kap Sco	2.4070	28000.	100	47398	No
290	GOM_NL__2PRFIN20110324_181810_000000453100_00401_47398_1908.N1	24-MAR-2011 18:18:10	Dark	44.500	141	Bet Ara	2.8400	4600.0	89	47398	No
291	GOM_NL__2PRFIN20110324_182132_000000403100_00401_47398_1909.N1	24-MAR-2011 18:21:32	Dark	39.500	134	Bet TrA	2.8100	6600.0	79	47398	No
292	GOM_NL__2PRFIN20110324_182413_000000573100_00401_47398_1910.N1	24-MAR-2011 18:24:13	Dark	57.000	4	Alp1Cen	-0.010000	5800.0	114	47398	No
293	GOM_NL__2PRFIN20110324_182639_000000463100_00401_47398_1911.N1	24-MAR-2011 18:26:39	Straylight	45.500	78	Alp Lup	2.3040	28000.	91	47398	No
294	GOM_NL__2PRFIN20110324_182812_000000483100_00401_47398_1912.N1	24-MAR-2011 18:28:12	Straylight	47.500	81	Eta Cen	2.3560	28000.	95	47398	No
295	GOM_NL__2PRFIN20110324_183107_000000583100_00401_47398_1913.N1	24-MAR-2011 18:31:07	Straylight	57.500	54	5The Cen	2.0550	4500.0	115	47398	No
296	GOM_NL__2PRFIN20110324_183742_000000473100_00401_47398_1914.N1	24-MAR-2011 18:37:42	Straylight	47.000	106	9Bet Crv	2.6480	5600.0	94	47398	No
297	GOM_NL__2PRFIN20110324_183947_000000453100_00401_47398_1915.N1	24-MAR-2011 18:39:47	Twilight	44.500	100	4Gam Crv	2.5800	13100.	89	47398	No
298	GOM_NL__2PRFIN20110324_184520_000000513100_00401_47398_1916.N1	24-MAR-2011 18:45:20	Bright	50.500	121	29Gam Vir	2.7400	7200.0	101	47398	No
299	GOM_NL__2PRFIN20110324_184957_000000423100_00401_47398_1917.N1	24-MAR-2011 18:49:57	Bright	42.000	62	94Bet Leo	2.1360	9700.0	84	47398	No
300	GOM_NL__2PRFIN20110324_185123_000000423100_00401_47398_1918.N1	24-MAR-2011 18:51:23	Bright	41.500	96	68Del Leo	2.5600	9300.0	83	47398	No
301	GOM_NL__2PRFIN20110324_185817_000000553100_00401_47398_1919.N1	24-MAR-2011 18:58:17	Bright	55.000	174	52Psi UMa	3.0040	4400.0	110	47398	No
302	GOM_NL__2PRFIN20110324_190134_000000543100_00401_47398_1920.N1	24-MAR-2011 19:01:34	Bright	54.000	82	48Bet UMa	2.3650	10600.	108	47398	No
303	GOM_NL__2PRFIN20110324_190305_000000393100_00401_47398_1921.N1	24-MAR-2011 19:03:05	Bright	39.000	36	50Alp UMa	1.8000	6300.0	78	47398	No
304	GOM_NL__2PRFIN20110324_190437_000000473100_00401_47398_1922.N1	24-MAR-2011 19:04:37	Bright	46.500	55	79Zet UMa	2.0600	10200.	93	47398	No
305	GOM_NL__2PRFIN20110324_190946_000000413100_00401_47398_1923.N1	24-MAR-2011 19:09:46	Bright	40.500	60	7Bet UMi	2.0810	3950.0	81	47398	No
306	GOM_NL__2PRFIN20110324_191312_000000493100_00401_47398_1924.N1	24-MAR-2011 19:13:12	Bright	49.000	119	14Eta Dra	2.7270	4700.0	98	47398	No
307	GOM_NL__2PRFIN20110324_191839_000000383100_00401_47398_1925.N1	24-MAR-2011 19:18:39	Bright	37.500	89	5Alp Cep	2.4510	8000.0	75	47398	No
308	GOM_NL__2PRFIN20110324_192347_000000393100_00401_47398_1926.N1	24-MAR-2011 19:23:47	Bright	38.500	19	50Alp Cyg	1.2460	10500.	77	47398	No
309	GOM_NL__2PRFIN20110324_192523_000000453100_00401_47398_1927.N1	24-MAR-2011 19:25:23	Bright	44.500	66	37Gam Cyg	2.2080	5900.0	89	47398	No
310	GOM_NL__2PRFIN20110324_192715_000000413100_00401_47398_1928.N1	24-MAR-2011 19:27:15	Bright	40.500	92	53Eps Cyg	2.5000	4500.0	81	47398	No
311	GOM_NL__2PRFIN20110324_193622_000000643100_00401_47398_1929.N1	24-MAR-2011 19:36:22	Twilight	63.500	11	53Alp Aql	0.76500	8000.0	127	47398	No
312	GOM_NL__2PRFIN20110324_194934_000000583100_00401_47398_1930.N1	24-MAR-2011 19:49:34	Dark	58.000	57	34Sig Sgr	2.0660	26000.	116	47398	No
313	GOM_NL__2PRFIN20110324_195128_000000603100_00401_47398_1931.N1	24-MAR-2011 19:51:28	Dark	59.500	137	22Lam Sgr	2.8240	4400.0	119	47398	No
314	GOM_NL__2PRFIN20110324_195309_000000553100_00401_47398_1932.N1	24-MAR-2011 19:53:09	Dark	55.000	38	20Eps Sgr	1.8360	11000.	110	47398	No
315	GOM_NL__2PRFIN20110324_195636_000000523100_00402_47399_1936.N1	24-MAR-2011 19:56:36	Dark	51.500	85	Kap Sco	2.4070	28000.	103	47399	No
316	GOM_NL__2PRFIN20110324_195825_000000433100_00402_47399_1937.N1	24-MAR-2011 19:58:25	Dark	42.500	141	Bet Ara	2.8400	4600.0	85	47399	No
317	GOM_NL__2PRFIN20110324_200146_000000413100_00402_47399_1938.N1	24-MAR-2011 20:01:46	Dark	40.500	134	Bet TrA	2.8100	6600.0	81	47399	No
318	GOM_NL__2PRFIN20110324_200428_000000533100_00402_47399_1939.N1	24-MAR-2011 20:04:28	Dark	53.000	4	Alp1Cen	-0.010000	5800.0	106	47399	No
319	GOM_NL__2PRFIN20110324_200654_000000473100_00402_47399_1940.N1	24-MAR-2011 20:06:54	Straylight	47.000	78	Alp Lup	2.3040	28000.	94	47399	No
320	GOM_NL__2PRFIN20110324_200827_000000523100_00402_47399_1941.N1	24-MAR-2011 20:08:27	Straylight	51.500	81	Eta Cen	2.3560	28000.	103	47399	No
321	GOM_NL__2PRFIN20110324_201121_000000573100_00402_47399_1942.N1	24-MAR-2011 20:11:21	Straylight	57.000	54	5The Cen	2.0550	4500.0	114	47399	No
322	GOM_NL__2PRFIN20110324_201757_000000493100_00402_47399_1943.N1	24-MAR-2011 20:17:57	Straylight	49.000	106	9Bet Crv	2.6480	5600.0	98	47399	No
323	GOM_NL__2PRFIN20110324_202001_000000463100_00402_47399_1944.N1	24-MAR-2011 20:20:01	Twilight	46.000	100	4Gam Crv	2.5800	13100.	92	47399	No
324	GOM_NL__2PRFIN20110324_202534_000000503100_00402_47399_1945.N1	24-MAR-2011 20:25:34	Bright	50.000	121	29Gam Vir	2.7400	7200.0	100	47399	No
325	GOM_NL__2PRFIN20110324_203011_000000423100_00402_47399_1946.N1	24-MAR-2011 20:30:11	Bright	42.000	62	94Bet Leo	2.1360	9700.0	84	47399	No
326	GOM_NL__2PRFIN20110324_203137_000000373100_00402_47399_1947.N1	24-MAR-2011 20:31:37	Bright	36.500	96	68Del Leo	2.5600	9300.0	73	47399	No
327	GOM_NL__2PRFIN20110324_203831_000000373100_00402_47399_1948.N1	24-MAR-2011 20:38:31	Bright	36.500	174	52Psi UMa	3.0040	4400.0	73	47399	No
328	GOM_NL__2PRFIN20110324_204148_000000393100_00402_47399_1949.N1	24-MAR-2011 20:41:48	Bright	38.500	82	48Bet UMa	2.3650	10600.	77	47399	No
329	GOM_NL__2PRFIN20110324_204319_000000393100_00402_47399_1950.N1	24-MAR-2011 20:43:19	Bright	38.500	36	50Alp UMa	1.8000	6300.0	77	47399	No
330	GOM_NL__2PRFIN20110324_204451_000000453100_00402_47399_1951.N1	24-MAR-2011 20:44:51	Bright	44.500	55	79Zet UMa	2.0600	10200.	89	47399	No
331	GOM_NL__2PRFIN20110324_205000_000000413100_00402_47399_1952.N1	24-MAR-2011 20:50:00	Bright	40.500	60	7Bet UMi	2.0810	3950.0	81	47399	No
332	GOM_NL__2PRFIN20110324_205325_000000483100_00402_47399_1953.N1	24-MAR-2011 20:53:25	Bright	48.000	119	14Eta Dra	2.7270	4700.0	96	47399	No
333	GOM_NL__2PRFIN20110324_205853_000000543100_00402_47399_1954.N1	24-MAR-2011 20:58:53	Bright	54.000	89	5Alp Cep	2.4510	8000.0	108	47399	No
334	GOM_NL__2PRFIN20110324_210401_000000403100_00402_47399_1955.N1	24-MAR-2011 21:04:01	Bright	39.500	19	50Alp Cyg	1.2460	10500.	79	47399	No
335	GOM_NL__2PRFIN20110324_210537_000000403100_00402_47399_1956.N1	24-MAR-2011 21:05:37	Bright	40.000	66	37Gam Cyg	2.2080	5900.0	80	47399	No
336	GOM_NL__2PRFIN20110324_210729_000000393100_00402_47399_1957.N1	24-MAR-2011 21:07:29	Bright	38.500	92	53Eps Cyg	2.5000	4500.0	77	47399	No
337	GOM_NL__2PRFIN20110324_211636_000000583100_00402_47399_1958.N1	24-MAR-2011 21:16:36	Twilight	58.000	11	53Alp Aql	0.76500	8000.0	116	47399	No

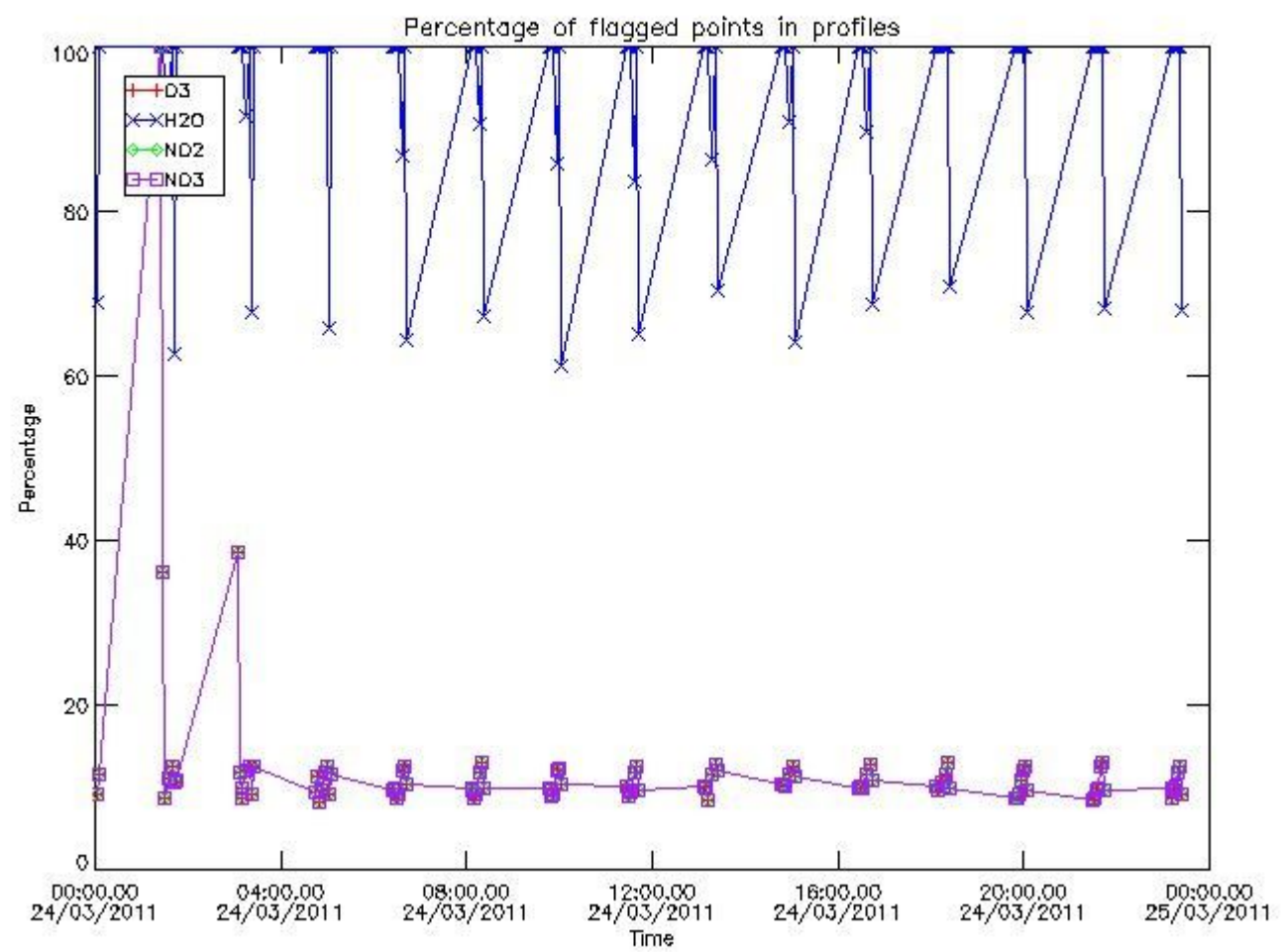
338	GOM_NL__2PRFIN20110324_212950_000000613100_00402_47399_1959.N1	24-MAR-2011 21:29:50	Dark	60.500	57	34Sig Sgr	2.0660	26000.	121	47399	No
339	GOM_NL__2PRFIN20110324_213143_000000603100_00402_47399_1960.N1	24-MAR-2011 21:31:43	Dark	59.500	137	22Lam Sgr	2.8240	4400.0	119	47399	No
340	GOM_NL__2PRFIN20110324_213325_000000533100_00402_47399_1961.N1	24-MAR-2011 21:33:25	Dark	53.000	38	20Eps Sgr	1.8360	11000.	106	47399	No
341	GOM_NL__2PRFIN20110324_213651_000000513100_00403_47400_1968.N1	24-MAR-2011 21:36:51	Dark	51.000	85	Kap Sco	2.4070	28000.	102	47400	No
342	GOM_NL__2PRFIN20110324_213839_000000413100_00403_47400_1969.N1	24-MAR-2011 21:38:39	Dark	40.500	141	Bet Ara	2.8400	4600.0	81	47400	No
343	GOM_NL__2PRFIN20110324_214201_000000403100_00403_47400_1970.N1	24-MAR-2011 21:42:01	Dark	39.500	134	Bet TrA	2.8100	6600.0	79	47400	No
344	GOM_NL__2PRFIN20110324_214442_000000533100_00403_47400_1971.N1	24-MAR-2011 21:44:42	Dark	52.500	4	Alp1Cen	-0.010000	5800.0	105	47400	No
345	GOM_NL__2PRFIN20110324_214708_000000473100_00403_47400_1972.N1	24-MAR-2011 21:47:08	Straylight	46.500	78	Alp Lup	2.3040	28000.	93	47400	No
346	GOM_NL__2PRFIN20110324_214842_000000503100_00403_47400_1973.N1	24-MAR-2011 21:48:42	Straylight	49.500	81	Eta Cen	2.3560	28000.	99	47400	No
347	GOM_NL__2PRFIN20110324_215136_000000563100_00403_47400_1974.N1	24-MAR-2011 21:51:36	Straylight	55.500	54	5The Cen	2.0550	4500.0	111	47400	No
348	GOM_NL__2PRFIN20110324_215811_000000493100_00403_47400_1975.N1	24-MAR-2011 21:58:11	Straylight	49.000	106	9Bet Crv	2.6480	5600.0	98	47400	No
349	GOM_NL__2PRFIN20110324_220016_000000493100_00403_47400_1976.N1	24-MAR-2011 22:00:16	Tw_i_and_stray	48.500	100	4Gam Crv	2.5800	13100.	97	47400	No
350	GOM_NL__2PRFIN20110324_220548_000000503100_00403_47400_1977.N1	24-MAR-2011 22:05:48	Bright	50.000	121	29Gam Vir	2.7400	7200.0	100	47400	No
351	GOM_NL__2PRFIN20110324_221024_000000423100_00403_47400_1978.N1	24-MAR-2011 22:10:24	Bright	41.500	62	94Bet Leo	2.1360	9700.0	83	47400	No
352	GOM_NL__2PRFIN20110324_221151_000000393100_00403_47400_1979.N1	24-MAR-2011 22:11:51	Bright	38.500	96	68Del Leo	2.5600	9300.0	77	47400	No
353	GOM_NL__2PRFIN20110324_221845_000000373100_00403_47400_1980.N1	24-MAR-2011 22:18:45	Bright	37.000	174	52Psi UMa	3.0040	4400.0	74	47400	No
354	GOM_NL__2PRFIN20110324_222202_000000373100_00403_47400_1981.N1	24-MAR-2011 22:22:02	Bright	36.500	82	48Bet UMa	2.3650	10600.	73	47400	No
355	GOM_NL__2PRFIN20110324_222333_000000403100_00403_47400_1982.N1	24-MAR-2011 22:23:33	Bright	39.500	36	50Alp UMa	1.8000	6300.0	79	47400	No
356	GOM_NL__2PRFIN20110324_222504_000000453100_00403_47400_1983.N1	24-MAR-2011 22:25:04	Bright	45.000	55	79Zet UMa	2.0600	10200.	90	47400	No
357	GOM_NL__2PRFIN20110324_223014_000000383100_00403_47400_1984.N1	24-MAR-2011 22:30:14	Bright	37.500	60	7Bet UMi	2.0810	3950.0	75	47400	No
358	GOM_NL__2PRFIN20110324_223338_000000493100_00403_47400_1985.N1	24-MAR-2011 22:33:38	Bright	49.000	119	14Eta Dra	2.7270	4700.0	98	47400	No
359	GOM_NL__2PRFIN20110324_223907_000000373100_00403_47400_1986.N1	24-MAR-2011 22:39:07	Bright	36.500	89	5Alp Cep	2.4510	8000.0	73	47400	No
360	GOM_NL__2PRFIN20110324_224415_000000393100_00403_47400_1987.N1	24-MAR-2011 22:44:15	Bright	39.000	19	50Alp Cyg	1.2460	10500.	78	47400	No
361	GOM_NL__2PRFIN20110324_224551_000000413100_00403_47400_1988.N1	24-MAR-2011 22:45:51	Bright	40.500	66	37Gam Cyg	2.2080	5900.0	81	47400	No
362	GOM_NL__2PRFIN20110324_224743_000000393100_00403_47400_1989.N1	24-MAR-2011 22:47:43	Bright	38.500	92	53Eps Cyg	2.5000	4500.0	77	47400	No
363	GOM_NL__2PRFIN20110324_225651_000000683100_00403_47400_1990.N1	24-MAR-2011 22:56:51	Tw_i_and_stray	68.000	11	53Alp Aql	0.76500	8000.0	136	47400	No
364	GOM_NL__2PRFIN20110324_231004_000000523100_00403_47400_1991.N1	24-MAR-2011 23:10:04	Dark	52.000	57	34Sig Sgr	2.0660	26000.	104	47400	No
365	GOM_NL__2PRFIN20110324_231159_000000713100_00403_47400_1992.N1	24-MAR-2011 23:11:59	Dark	71.000	137	22Lam Sgr	2.8240	4400.0	142	47400	No
366	GOM_NL__2PRFIN20110324_231340_000000533100_00403_47400_1993.N1	24-MAR-2011 23:13:40	Dark	52.500	38	20Eps Sgr	1.8360	11000.	105	47400	No
367	GOM_NL__2PRFIN20110324_231706_000000513100_00404_47401_2022.N1	24-MAR-2011 23:17:06	Dark	50.500	85	Kap Sco	2.4070	28000.	101	47401	No
368	GOM_NL__2PRFIN20110324_231854_000000443100_00404_47401_2023.N1	24-MAR-2011 23:18:54	Dark	43.500	141	Bet Ara	2.8400	4600.0	87	47401	No
369	GOM_NL__2PRFIN20110324_232215_000000413100_00404_47401_2024.N1	24-MAR-2011 23:22:15	Dark	41.000	134	Bet TrA	2.8100	6600.0	82	47401	No
370	GOM_NL__2PRFIN20110324_232457_000000553100_00404_47401_2025.N1	24-MAR-2011 23:24:57	Dark	55.000	4	Alp1Cen	-0.010000	5800.0	110	47401	No
371	GOM_NL__2PRFIN20110324_232723_000000493100_00404_47401_2026.N1	24-MAR-2011 23:27:23	Straylight	48.500	78	Alp Lup	2.3040	28000.	97	47401	No
372	GOM_NL__2PRFIN20110324_232856_000000523100_00404_47401_2027.N1	24-MAR-2011 23:28:56	Straylight	52.000	81	Eta Cen	2.3560	28000.	104	47401	No
373	GOM_NL__2PRFIN20110324_233150_000000593100_00404_47401_2028.N1	24-MAR-2011 23:31:50	Straylight	59.000	54	5The Cen	2.0550	4500.0	118	47401	No
374	GOM_NL__2PRFIN20110324_233825_000000463100_00404_47401_2029.N1	24-MAR-2011 23:38:25	Straylight	46.000	106	9Bet Crv	2.6480	5600.0	92	47401	No
375	GOM_NL__2PRFIN20110324_234030_000000483100_00404_47401_2030.N1	24-MAR-2011 23:40:30	Tw_i_and_stray	47.500	100	4Gam Crv	2.5800	13100.	95	47401	No
376	GOM_NL__2PRFIN20110324_234601_000000483100_00404_47401_2031.N1	24-MAR-2011 23:46:01	Bright	48.000	121	29Gam Vir	2.7400	7200.0	96	47401	No
377	GOM_NL__2PRFIN20110324_235038_000000413100_00404_47401_2032.N1	24-MAR-2011 23:50:38	Bright	41.000	62	94Bet Leo	2.1360	9700.0	82	47401	No
378	GOM_NL__2PRFIN20110324_235205_000000393100_00404_47401_2033.N1	24-MAR-2011 23:52:05	Bright	38.500	96	68Del Leo	2.5600	9300.0	77	47401	No
379	GOM_NL__2PRFIN20110324_235858_000000373100_00404_47401_2034.N1	24-MAR-2011 23:58:58	Bright	37.000	174	52Psi UMa	3.0040	4400.0	74	47401	No

### 3. Quality information per product

In this section it is plotted some information contained in the Quality Summary data set of the level 2 products. Only products in dark limb conditions and without errors (error flag in the MPH set to "0") are used.

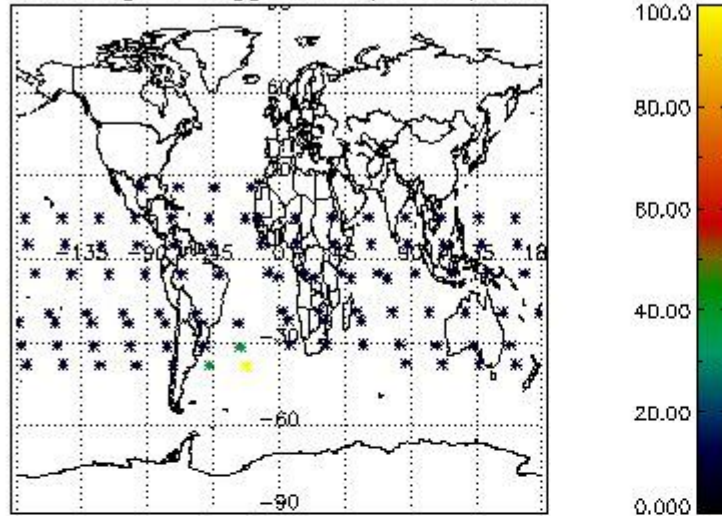
#### 3.1 Plot quality information per product (time dependant)



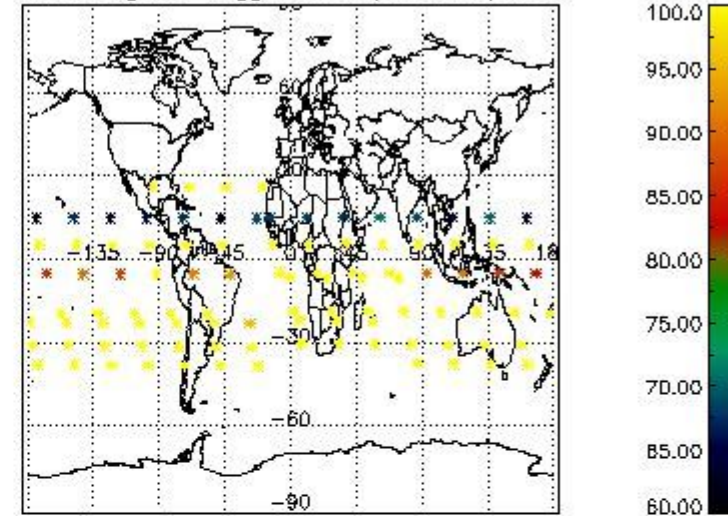


3.2 Plot quality information per product (world map)

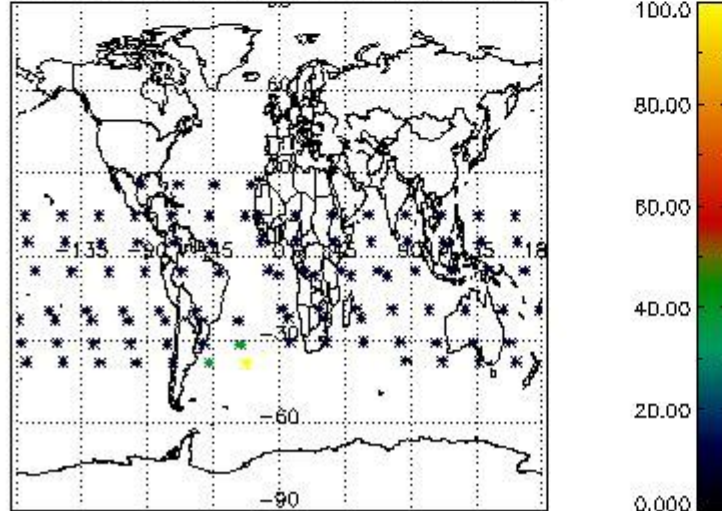
Percentage of flagged data per O3 profile



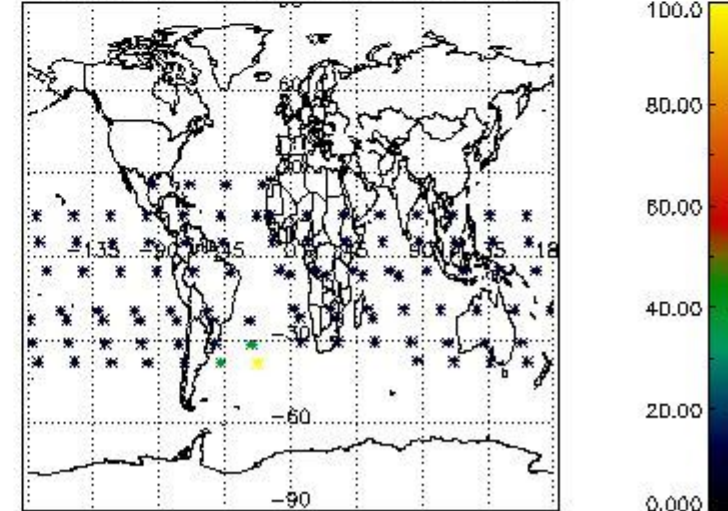
Percentage of flagged data per H2O profile



Percentage of flagged data per NO2 profile



Percentage of flagged data per NO3 profile

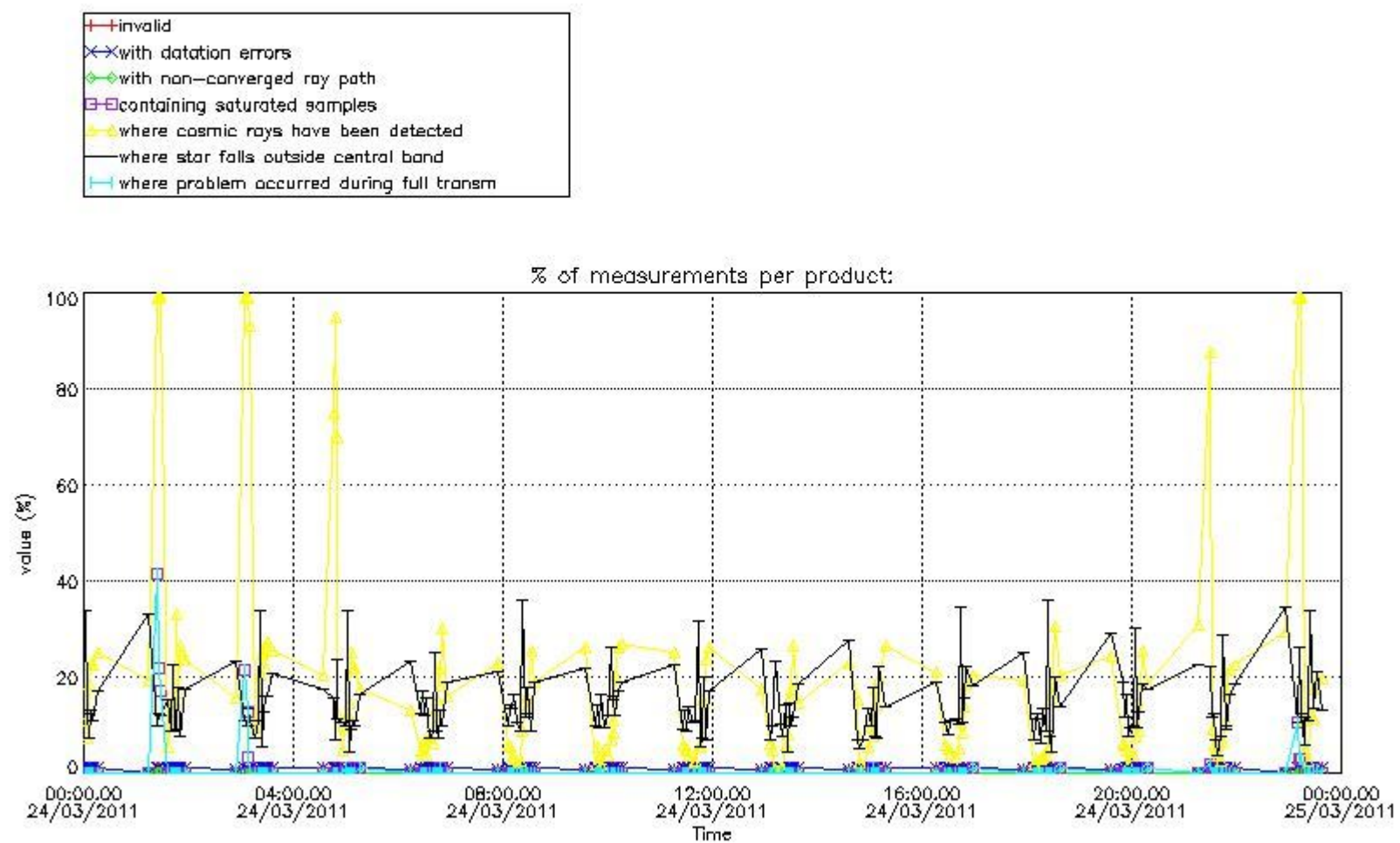


#### 4. Level 1 quality information per product

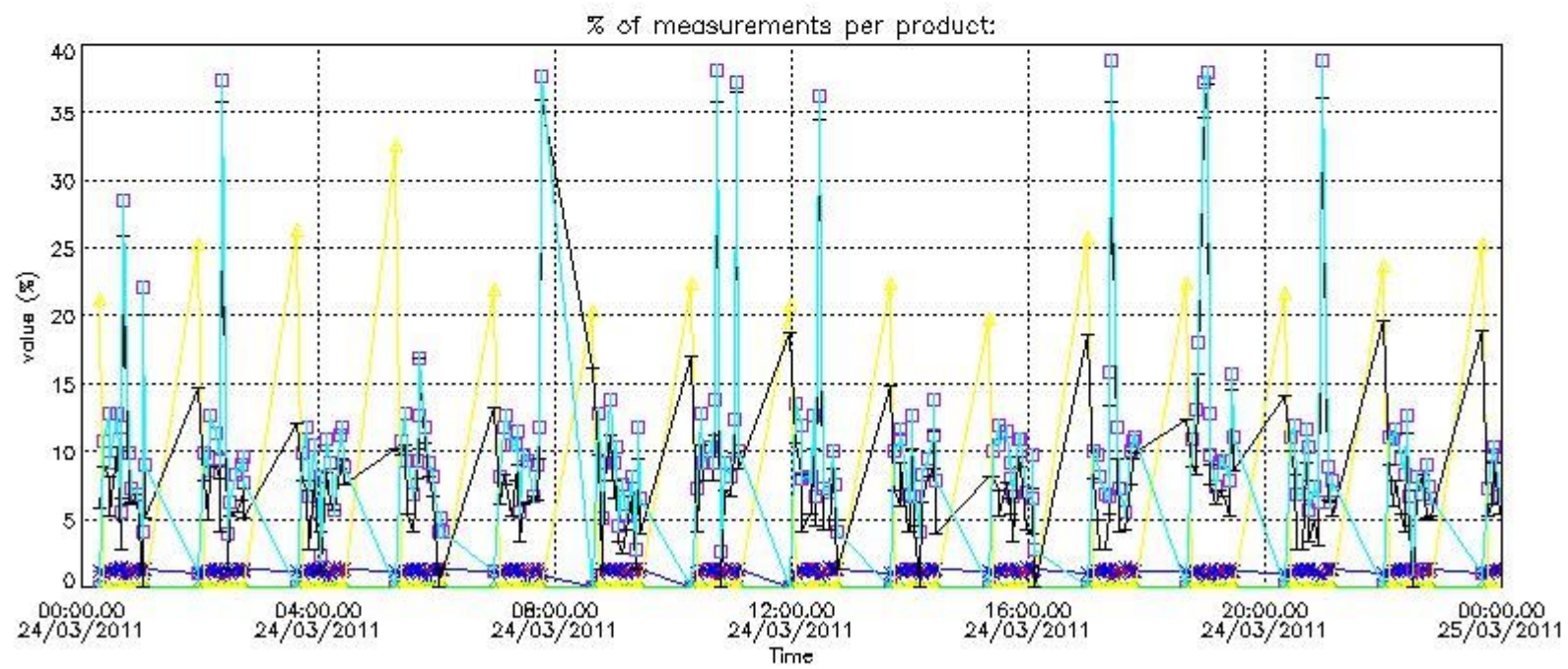
In this section it is plotted some information contained in the Quality Summary data set of the level 2 products that comes from the level 1b processing. Products without errors (error flag in the MPH set to "0") are used.

##### 4.1 Plot quality information per product (time dependant) coming from level 1b processing

###### 4.1.1 Plot level 1 quality information per product (time dependant): ENVISAT ASCENDING passes

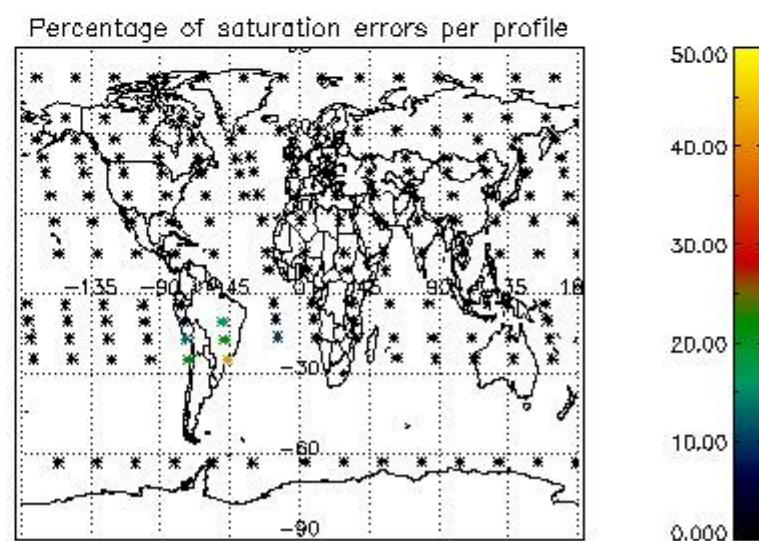
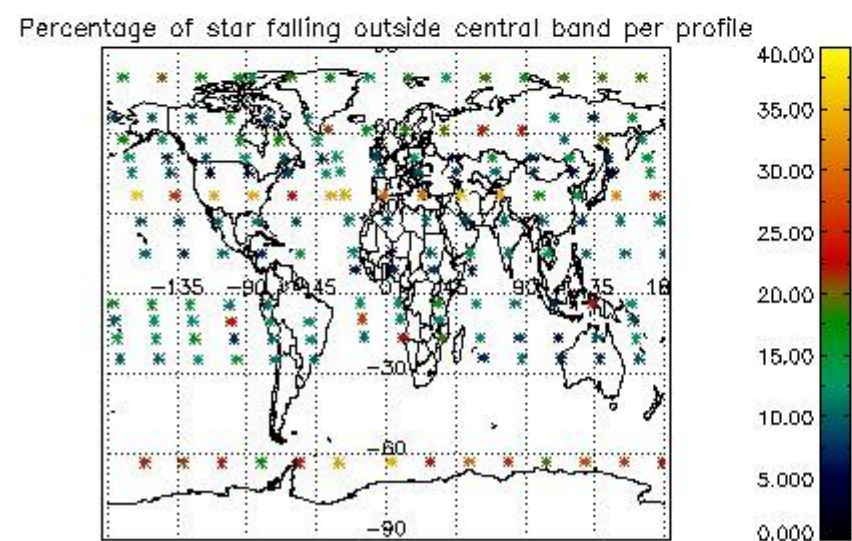
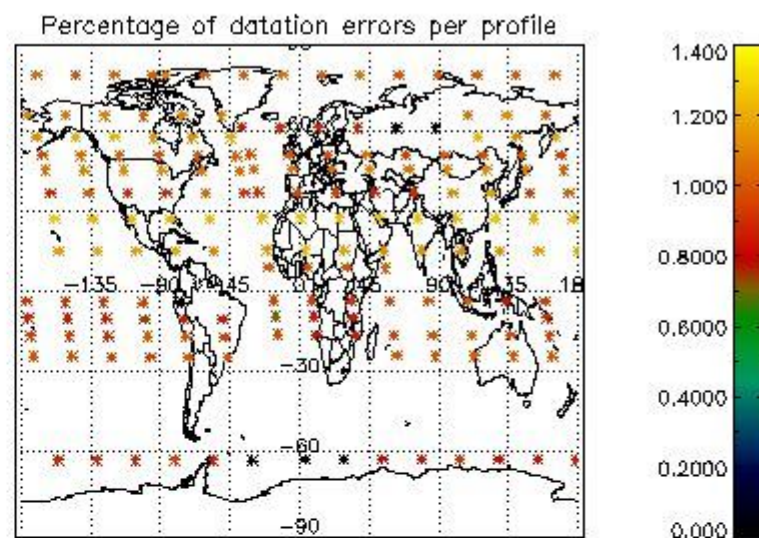
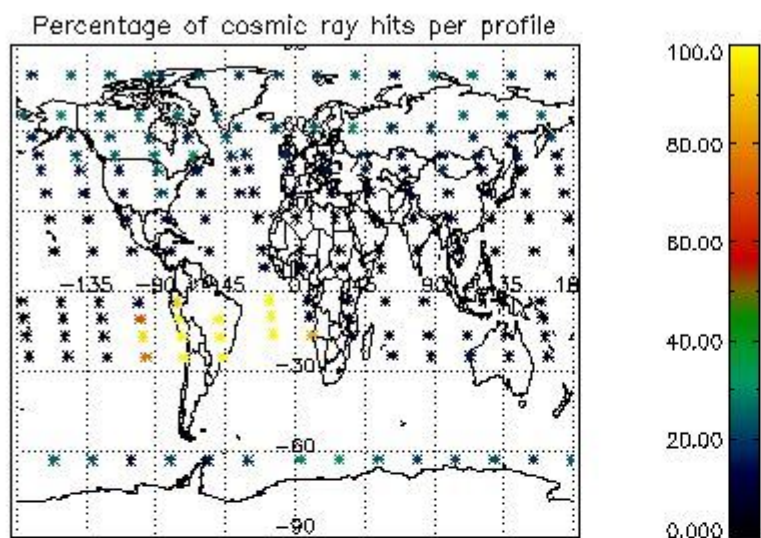


4.1.2 Plot level 1 quality information per product (time dependant): ENVI SAT DESCENDING passes

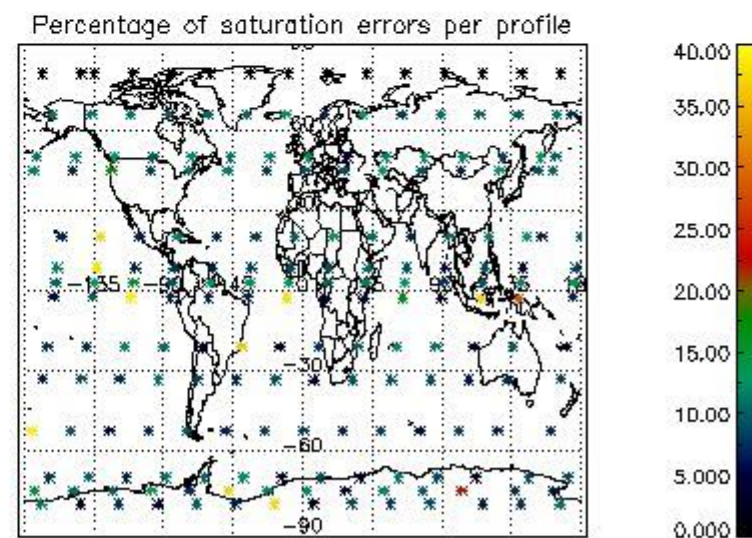
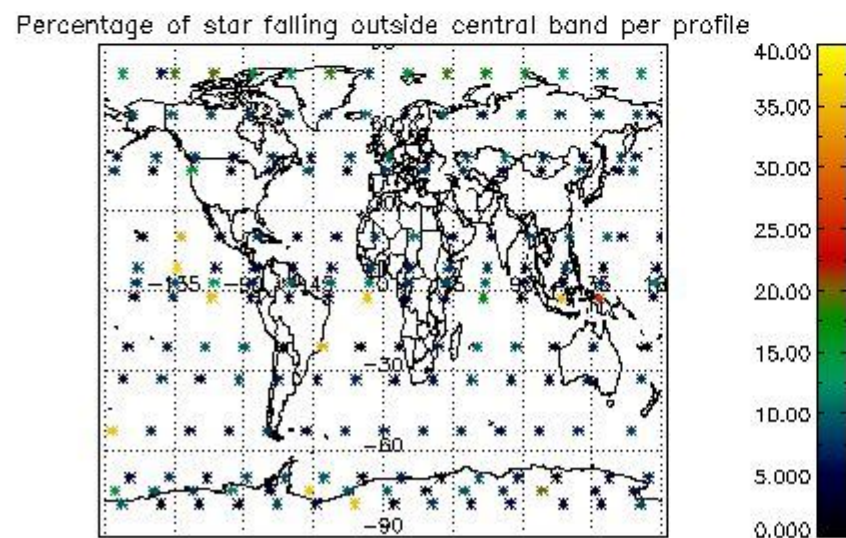
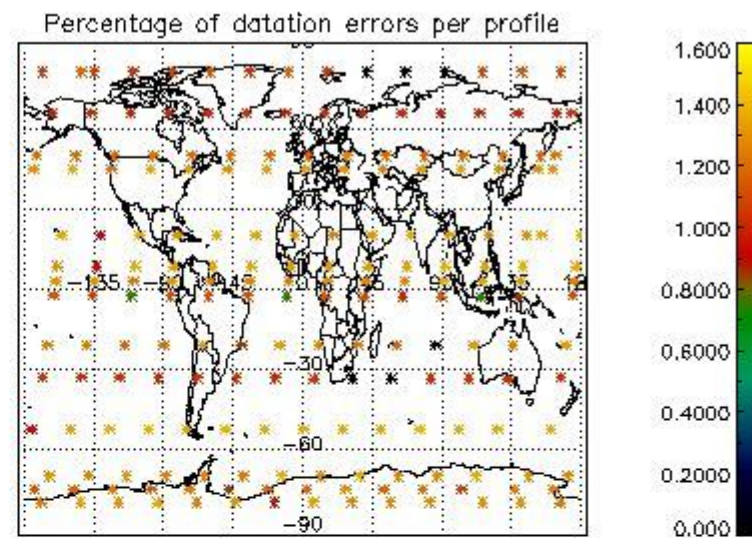
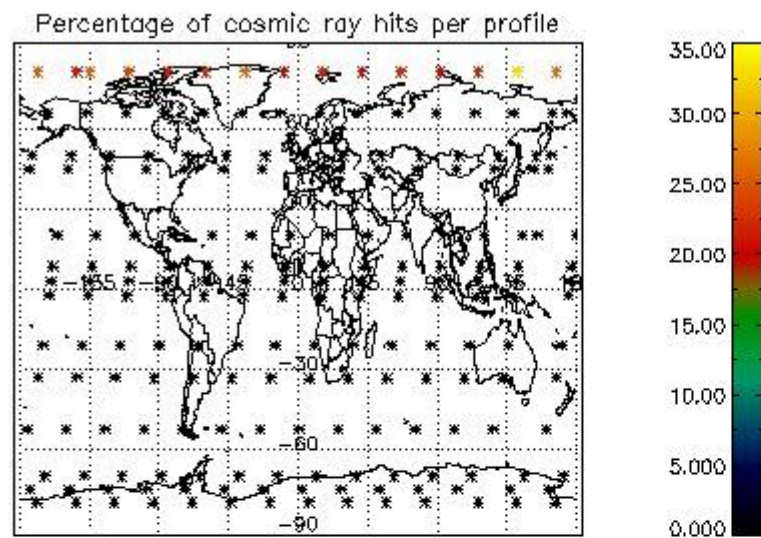


*4.2 Plot quality information per product coming from level 1b processing (world map)*

*4.2.1 Plot level 1 quality information per product (world map): ENVISAT ASCENDING passes*



4.2.2 Plot level 1 quality information per product (world map): ENVISAT DESCENDING passes



## 5. Trace gas profiles

### 5.1 Ozone statistics based on quality of products

The final quality of the products can be "measured" using the STD (Standard Deviation) attached to every point profile. This information is written to the parameter GOM\_NL\_\_2P/NL\_LOCAL\_SPECIES\_DENSITY/o3\_std of the level 2 products. The table below shows the statistics for given STD ranges.

The statistics are given with respect to the overall valid production:

- Products without fatal errors: GOM\_NL\_\_2P/MPH/PRODUCT\_ERR=0
- Valid point profile: GOM\_NL\_\_2P/NL\_LOCAL\_SPECIES\_DENSITY/pcd(0)=0

The 'Criteria' is applied to valid points of dark limb products:

- Products in dark limb illumination condition: GOM\_NL\_\_2P/NL\_SUMMARY\_QUALITY/obs\_ill\_cond=0
- Products without fatal errors: GOM\_NL\_\_2P/MPH/PRODUCT\_ERR=0
- Valid point profile: GOM\_NL\_\_2P/NL\_LOCAL\_SPECIES\_DENSITY/pcd(0)=0

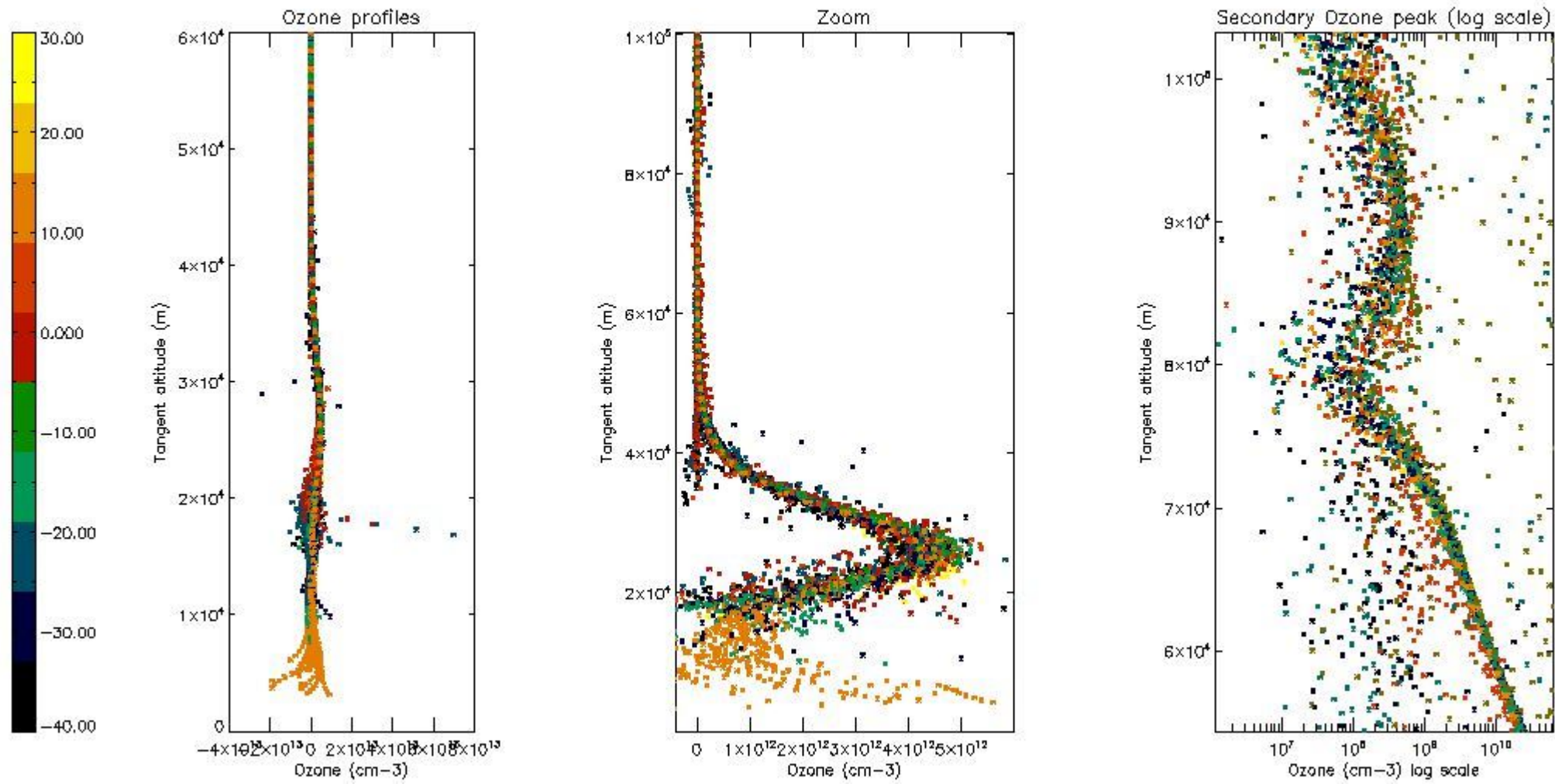
So, the table below shows the percentage of dark limb and valid observations for each criteria with respect to the overall valid daily observations.

Criteria	% of total production
All STD	29
STD < 20	12

STD < 10	9
STD < 5	6

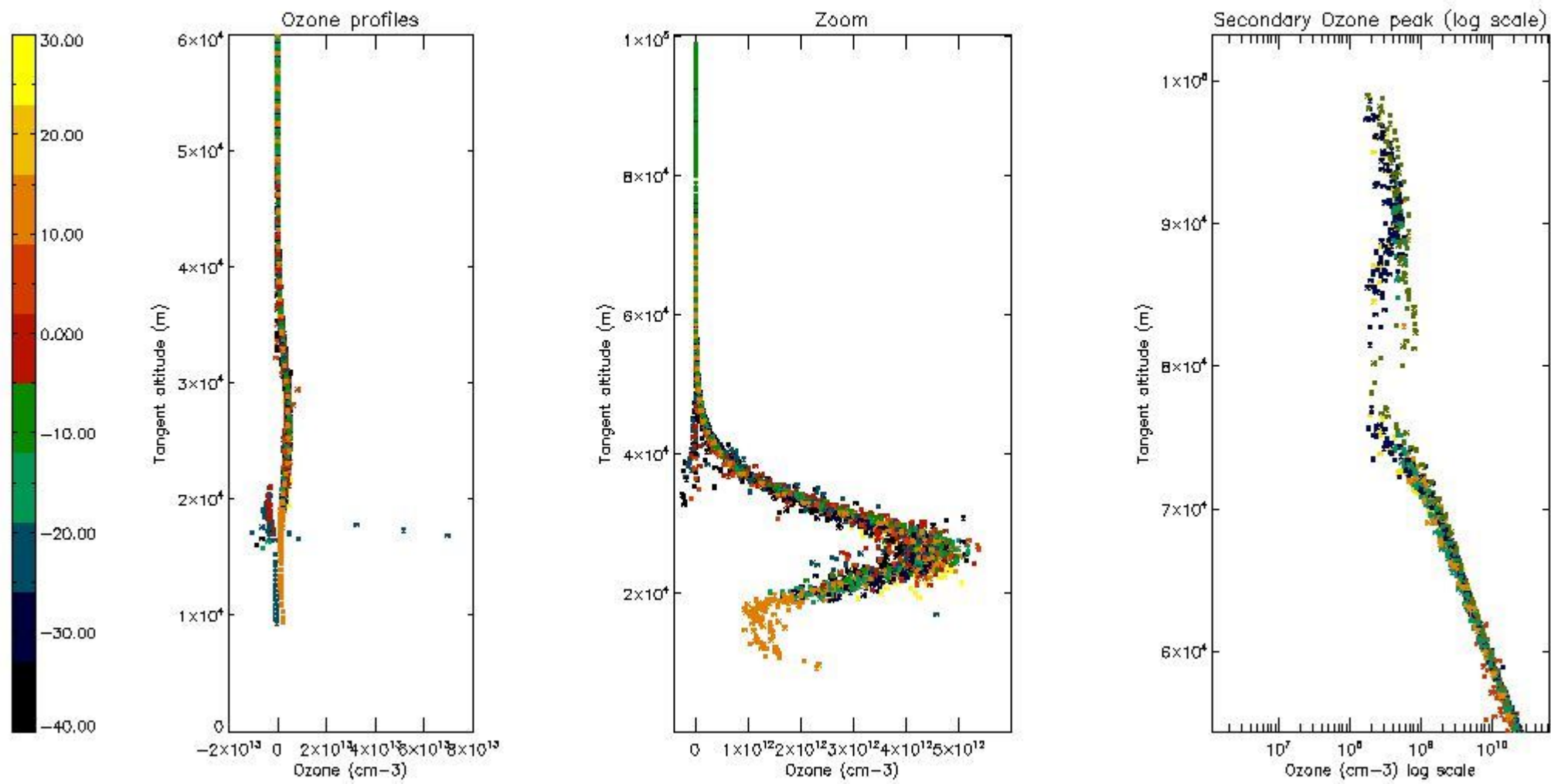
5.2 Plot ozone profiles for all STD (dark without errors)

The colorbar represents the latitude.



5.3 Plot ozone profiles where STD < 20% (dark without errors)

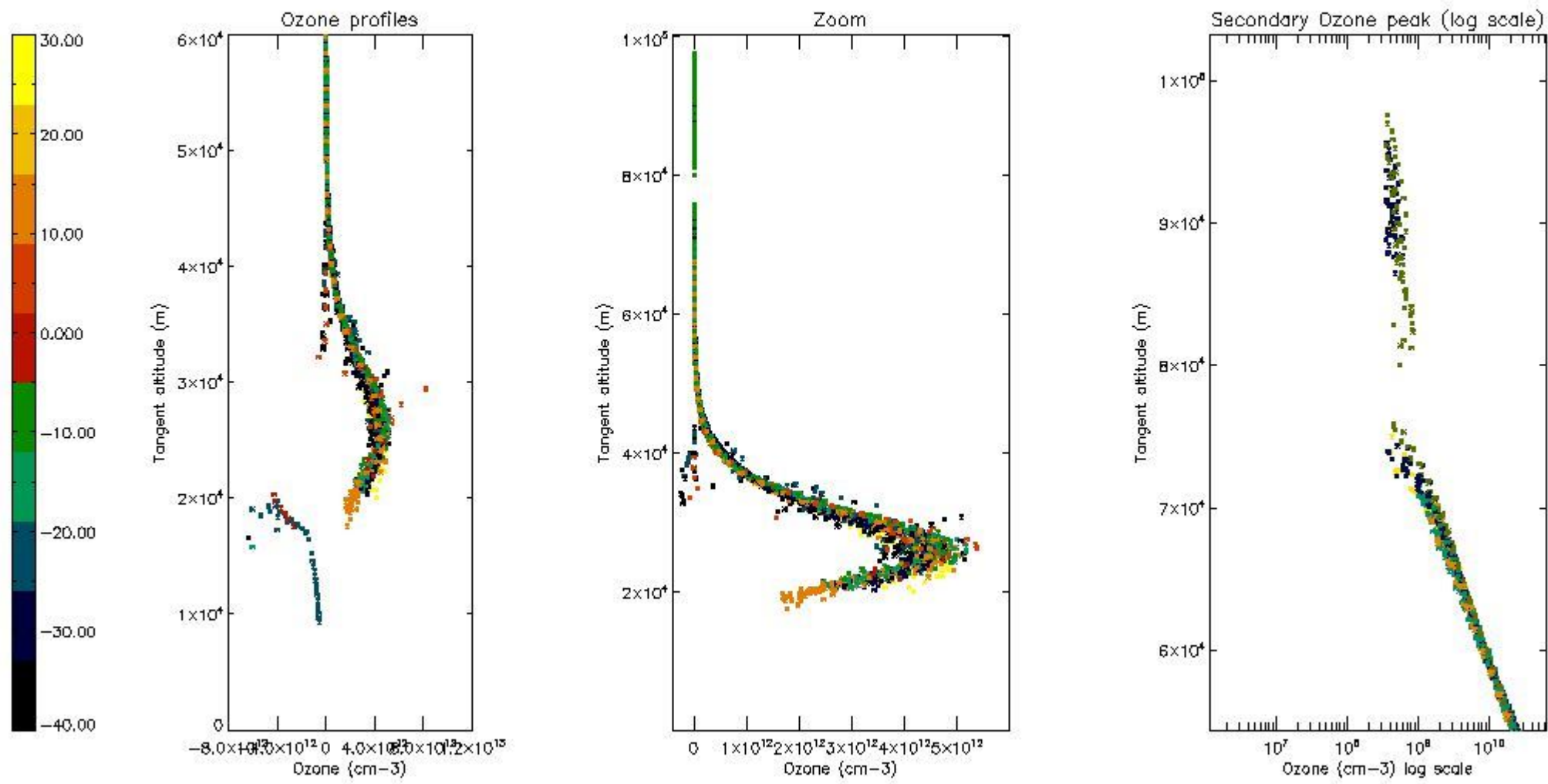
The colorbar represents the latitude.



*5.4 Plot ozone profiles where STD < 10% (dark without errors)*

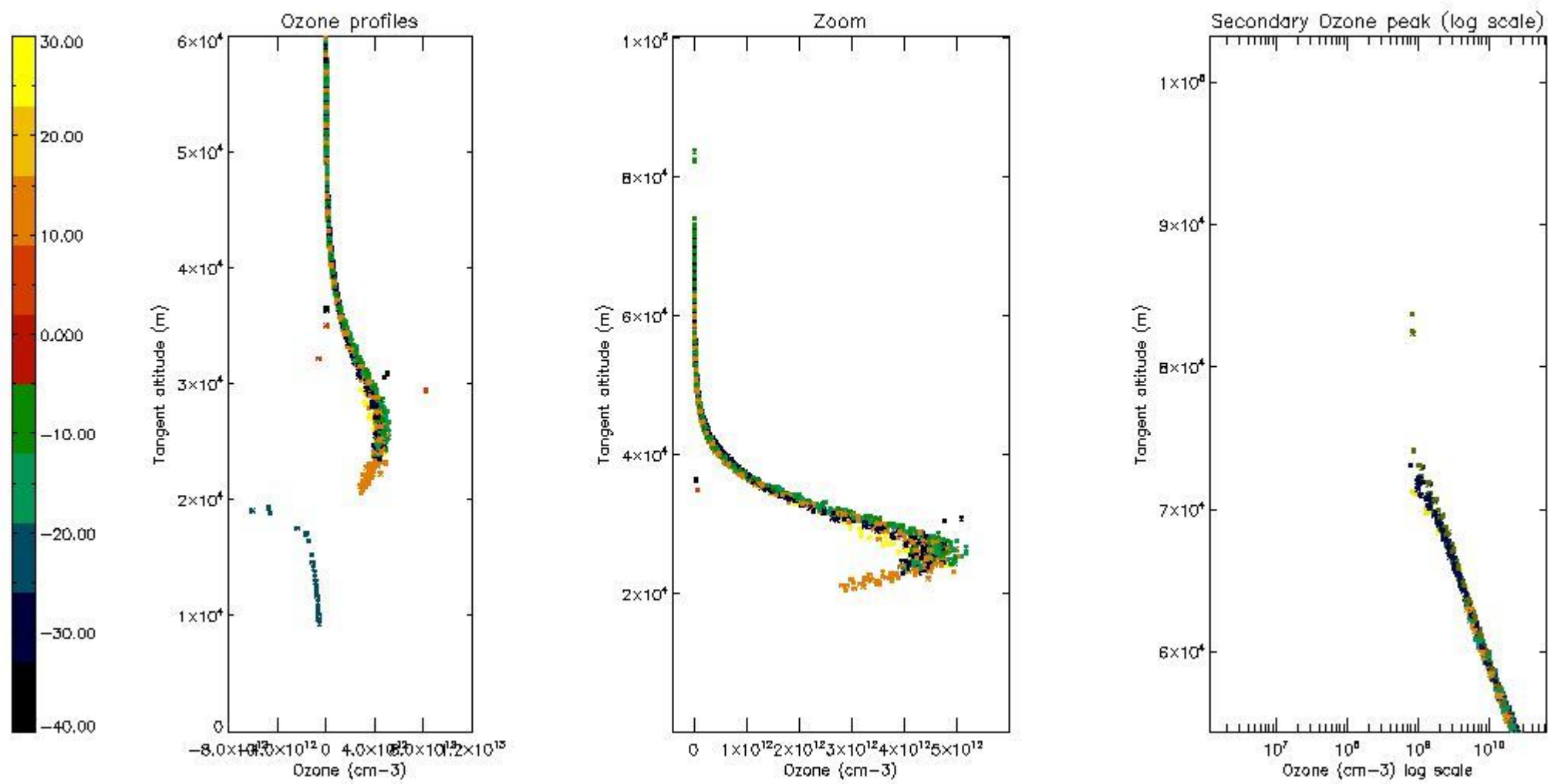
The colorbar represents the latitude.





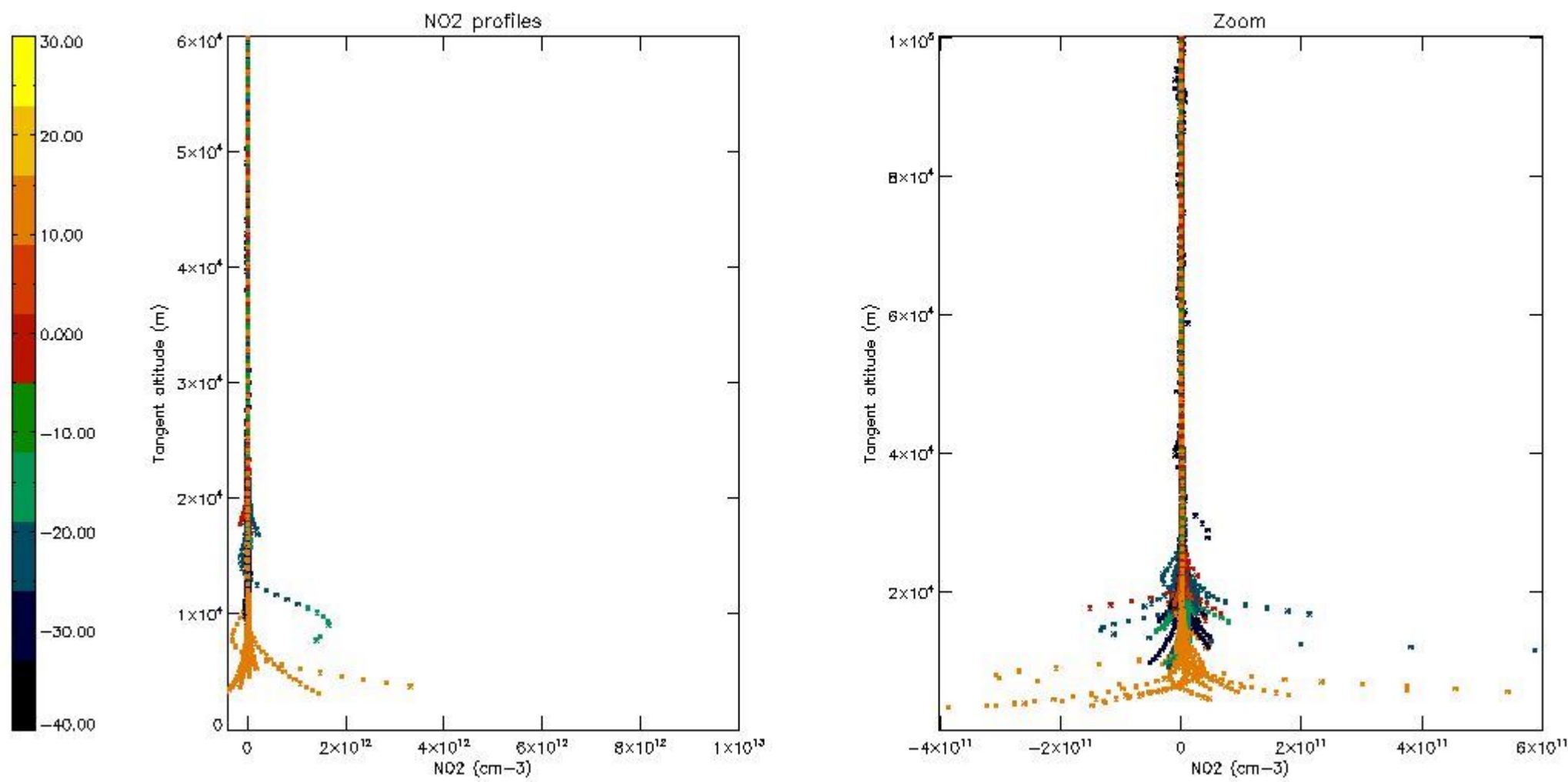
*5.5 Plot ozone profiles where STD < 5% (dark without errors)*

The colorbar represents the latitude.



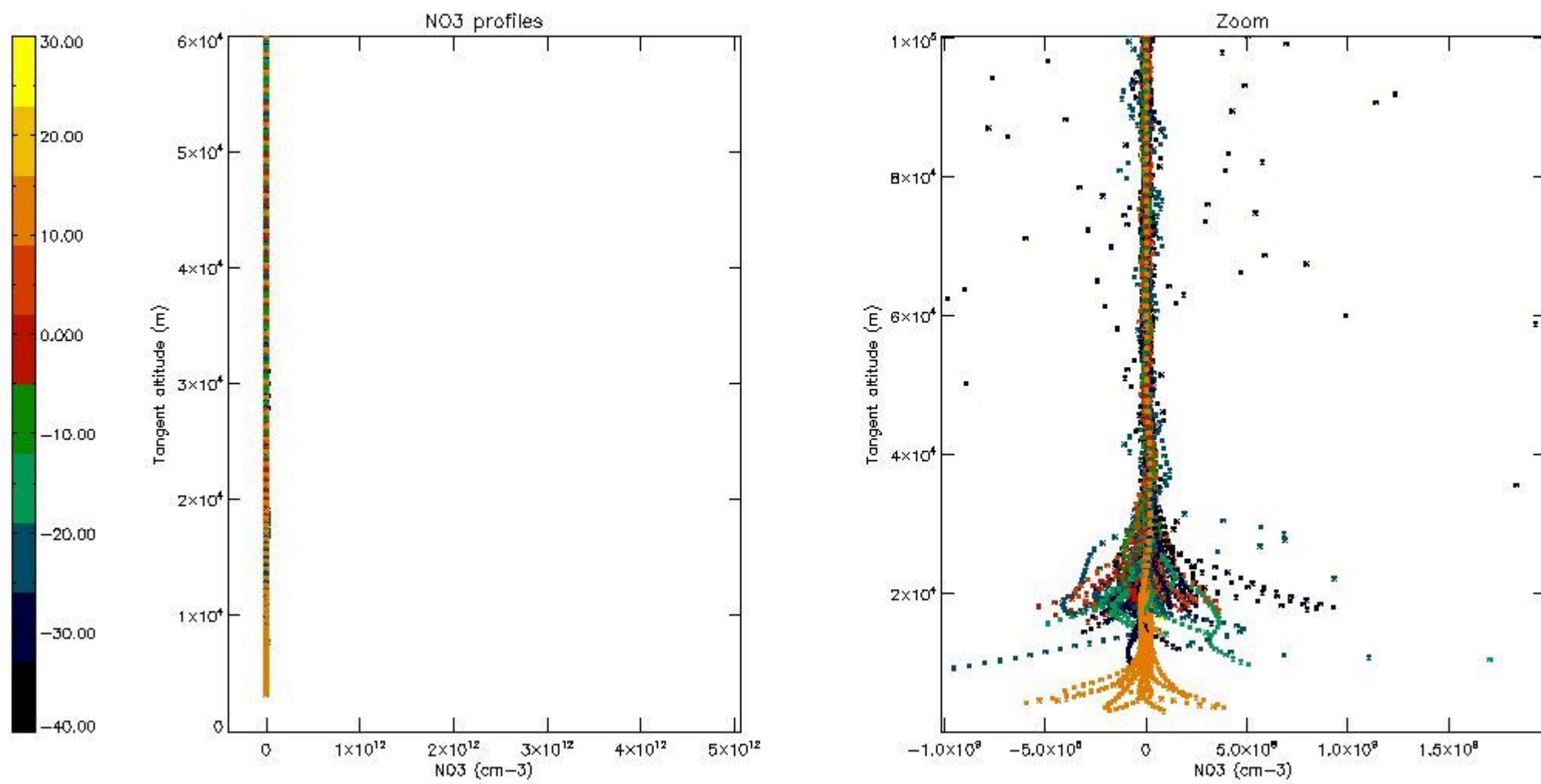
*5.6 Plot NO<sub>2</sub> profiles for all STD (dark without errors)*

The colorbar represents the latitude.



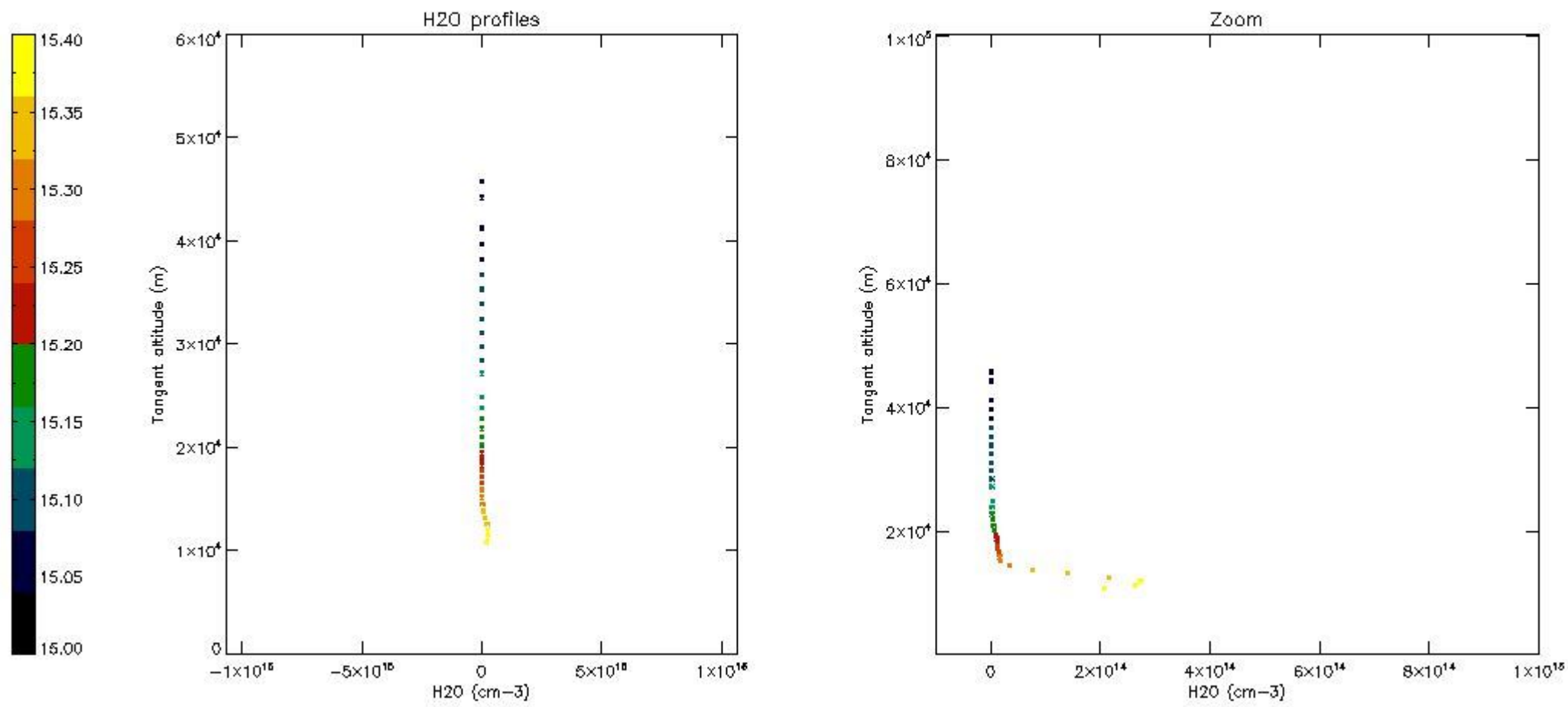
*5.7 Plot NO3 profiles for all STD (dark without errors)*

The colorbar represents the latitude.



5.8 Plot H<sub>2</sub>O profiles for all STD (only for occultations of stars 1,2,3,4,13,14,16,26,63 dark without errors)

The colorbar represents the latitude.



## 6. Auxiliary Data Files used for the production reported in section 2

The number reported in the third column indicates since which file (see list in section 2) the corresponding auxiliary file has been used. The fourth column is the date of those product files.

Type	Auxiliary Filename	Used since product	Used since product date
INST_PHYS_CHARACTERISTICS	GOM_INS_AXVIEC20091111_143220_20030716_120000_20500101_000000	1	24-MAR-2011 00:01:33
LEVEL-2_PROC_CONFIG	GOM_PR2_AXVIEC20091111_152718_20020301_000000_20500101_000000	1	24-MAR-2011 00:01:33
CROSS_SECTIONS_FILE	GOM_CRS_AXVIEC20091111_154832_20020301_000000_20500101_000000	1	24-MAR-2011 00:01:33

# GOMOS Level 2 Daily Report

## SUMMARY

### [1. General Info](#)

### [2. Summary of processed GOM\\_NL\\_2P products](#)

### [3. Level 2 Quality information per product](#)

#### [3.1 Plot of level 2 quality information per product \(time dependant\)](#)

#### [3.2 Plot of level 2 quality information per product \(world map\)](#)

### [4. Level 1 Quality information per product \(stored on level 2 products\)](#)

#### [4.1 Plot of level 1 quality information per product \(time dependant\)](#)

##### [4.1.1 Plot of level 1 quality information per product \(time dependant\): ASCENDING](#)

##### [4.1.2 Plot of level 1 quality information per product \(time dependant\): DESCENDING](#)

#### [4.2 Plot of level 1 quality information per product \(world map\)](#)

##### [4.2.1 Plot of level 1 quality information per product \(world map\): ASCENDING](#)

##### [4.2.2 Plot of level 1 quality information per product \(world map\): DESCENDING](#)

### [5. Ozone profiles based on quality statistics and other trace gas profiles](#)

#### [5.1 Ozone statistics based on quality of products](#)

#### [5.2 Plot ozone profiles for all STD \(dark without errors\)](#)

#### [5.3 Plot ozone profiles where STD < 20% \(dark without errors\)](#)

#### [5.4. Plot ozone profiles where STD < 10% \(dark without errors\)](#)

#### [5.5. Plot ozone profiles where STD < 5% \(dark without errors\)](#)

#### [5.6 Plot NO2 profiles for all STD \(dark without errors\)](#)

#### [5.7 Plot NO3 profiles for all STD \(dark without errors\)](#)

#### [5.8 Plot H2O profiles \(only for occultations of stars 1,2,3,4,13,14,16,26,63 dark without errors\) for all STD](#)

### [6. Auxiliary Data Files used for the production reported in section 2](#)

This report presents the daily analysis on parameters extracted from GOMOS level 2 data (GOM\_NL\_\_2P). It is intended to monitor some important parameters that will impact the quality of these products. A list of level 2 products (and content) that have arrived during the reporting day to the PCF is also given.

Item	Value
Time of report generation	24APR2013 11:44:02
Data source version	GOMOS/6.01
Start time of products	24-03-2011 (24MAR2011 00:00:00)
Stop time of products	25-03-2011 (25MAR2011 00:00:00)
Store outputs in DB	Yes
Nb of level 2 prods	379
Nb of prods with errors	0

## 2. Summary of processed GOM\_NL\_\_2P products.

Nr	Filename	UTC Start time	Limb	Duration	Star Id	Star Name	Star Mag	Star Temp	Nb Meas	Orbit	Prod. error
1	GOM_NL__2PRFIN20110324_000133_000000553100_00390_47387_1497.N1	24-MAR-2011 00:01:33	Dark	55.000	4	Alp1Cen	-0.010000	5800.0	110	47387	No
2	GOM_NL__2PRFIN20110324_000357_000000493100_00390_47387_1498.N1	24-MAR-2011 00:03:57	Dark	48.500	78	Alp Lup	2.3040	28000.	97	47387	No
3	GOM_NL__2PRFIN20110324_000530_000000493100_00390_47387_1499.N1	24-MAR-2011 00:05:30	Straylight	49.000	81	Eta Cen	2.3560	28000.	98	47387	No
4	GOM_NL__2PRFIN20110324_000728_000000423100_00390_47387_1500.N1	24-MAR-2011 00:07:28	Straylight	42.000	64	Gam Cen	2.2000	10600.	84	47387	No
5	GOM_NL__2PRFIN20110324_000952_000000473100_00390_47387_1501.N1	24-MAR-2011 00:09:52	Straylight	46.500	123	lot Cen	2.7500	10200.	93	47387	No
6	GOM_NL__2PRFIN20110324_001506_000000503100_00390_47387_1502.N1	24-MAR-2011 00:15:06	Straylight	49.500	106	9Bet Crv	2.6480	5600.0	99	47387	No
7	GOM_NL__2PRFIN20110324_001711_000000433100_00390_47387_1503.N1	24-MAR-2011 00:17:11	Twilight_and_stray	42.500	100	4Gam Crv	2.5800	13100.	85	47387	No
8	GOM_NL__2PRFIN20110324_002248_000000513100_00390_47387_1504.N1	24-MAR-2011 00:22:48	Bright	51.000	121	29Gam Vir	2.7400	7200.0	102	47387	No
9	GOM_NL__2PRFIN20110324_002725_000000433100_00390_47387_1505.N1	24-MAR-2011 00:27:25	Bright	43.000	62	94Bet Leo	2.1360	9700.0	86	47387	No
10	GOM_NL__2PRFIN20110324_002850_000000393100_00390_47387_1506.N1	24-MAR-2011 00:28:50	Bright	38.500	96	68Del Leo	2.5600	9300.0	77	47387	No
11	GOM_NL__2PRFIN20110324_003545_000000393100_00390_47387_1507.N1	24-MAR-2011 00:35:45	Bright	39.000	174	52Psi UMa	3.0040	4400.0	78	47387	No
12	GOM_NL__2PRFIN20110324_003901_000000363100_00390_47387_1508.N1	24-MAR-2011 00:39:01	Bright	36.000	82	48Bet UMa	2.3650	10600.	72	47387	No
13	GOM_NL__2PRFIN20110324_004032_000000383100_00390_47387_1509.N1	24-MAR-2011 00:40:32	Bright	38.000	36	50Alp UMa	1.8000	6300.0	76	47387	No
14	GOM_NL__2PRFIN20110324_004211_000000583100_00390_47387_1510.N1	24-MAR-2011 00:42:11	Bright	58.000	55	79Zet UMa	2.0600	10200.	116	47387	No
15	GOM_NL__2PRFIN20110324_004716_000000413100_00390_47387_1511.N1	24-MAR-2011 00:47:16	Bright	40.500	60	7Bet UMi	2.0810	3950.0	81	47387	No
16	GOM_NL__2PRFIN20110324_005045_000000493100_00390_47387_1512.N1	24-MAR-2011 00:50:45	Bright	48.500	119	14Eta Dra	2.7270	4700.0	97	47387	No
17	GOM_NL__2PRFIN20110324_005605_000000373100_00390_47387_1513.N1	24-MAR-2011 00:56:05	Bright	36.500	89	5Alp Cep	2.4510	8000.0	73	47387	No
18	GOM_NL__2PRFIN20110324_010113_000000373100_00390_47387_1514.N1	24-MAR-2011 01:01:13	Bright	36.500	19	50Alp Cyg	1.2460	10500.	73	47387	No
19	GOM_NL__2PRFIN20110324_010249_000000483100_00390_47387_1515.N1	24-MAR-2011 01:02:49	Bright	47.500	66	37Gam Cyg	2.2080	5900.0	95	47387	No
20	GOM_NL__2PRFIN20110324_010440_000000393100_00390_47387_1516.N1	24-MAR-2011 01:04:40	Bright	39.000	92	53Eps Cyg	2.5000	4500.0	78	47387	No
21	GOM_NL__2PRFIN20110324_011341_000000653100_00390_47387_1517.N1	24-MAR-2011 01:13:41	Twilight_and_stray	65.000	11	53Alp Aql	0.76500	8000.0	130	47387	No
22	GOM_NL__2PRFIN20110324_012440_000000513100_00390_47387_1518.N1	24-MAR-2011 01:24:40	Dark	50.500	155	41Pi Sgr	2.9000	6600.0	101	47387	No
23	GOM_NL__2PRFIN20110324_012648_000000533100_00390_47387_1519.N1	24-MAR-2011 01:26:48	Dark	53.000	57	34Sig Sgr	2.0660	26000.	106	47387	No
24	GOM_NL__2PRFIN20110324_012839_000000593100_00390_47387_1520.N1	24-MAR-2011 01:28:39	Dark	59.000	137	22Lam Sgr	2.8240	4400.0	118	47387	No
25	GOM_NL__2PRFIN20110324_013542_000000463100_00391_47388_1506.N1	24-MAR-2011 01:35:42	Dark	45.500	141	Bet Ara	2.8400	4600.0	91	47388	No
26	GOM_NL__2PRFIN20110324_013906_000000413100_00391_47388_1507.N1	24-MAR-2011 01:39:06	Dark	40.500	134	Bet TrA	2.8100	6600.0	81	47388	No
27	GOM_NL__2PRFIN20110324_014148_000000493100_00391_47388_1508.N1	24-MAR-2011 01:41:48	Dark	48.500	4	Alp1Cen	-0.010000	5800.0	97	47388	No
28	GOM_NL__2PRFIN20110324_014412_000000473100_00391_47388_1509.N1	24-MAR-2011 01:44:12	Dark	46.500	78	Alp Lup	2.3040	28000.	93	47388	No
29	GOM_NL__2PRFIN20110324_014544_000000503100_00391_47388_1510.N1	24-MAR-2011 01:45:44	Straylight	50.000	81	Eta Cen	2.3560	28000.	100	47388	No
30	GOM_NL__2PRFIN20110324_014742_000000453100_00391_47388_1511.N1	24-MAR-2011 01:47:42	Straylight	44.500	64	Gam Cen	2.2000	10600.	89	47388	No
31	GOM_NL__2PRFIN20110324_015006_000000463100_00391_47388_1512.N1	24-MAR-2011 01:50:06	Straylight	45.500	123	lot Cen	2.7500	10200.	91	47388	No
32	GOM_NL__2PRFIN20110324_015520_000000493100_00391_47388_1513.N1	24-MAR-2011 01:55:20	Straylight	49.000	106	9Bet Crv	2.6480	5600.0	98	47388	No
33	GOM_NL__2PRFIN20110324_015726_000000483100_00391_47388_1514.N1	24-MAR-2011 01:57:26	Twilight_and_stray	47.500	100	4Gam Crv	2.5800	13100.	95	47388	No
34	GOM_NL__2PRFIN20110324_020302_000000513100_00391_47388_1515.N1	24-MAR-2011 02:03:02	Bright	50.500	121	29Gam Vir	2.7400	7200.0	101	47388	No
35	GOM_NL__2PRFIN20110324_020739_000000413100_00391_47388_1516.N1	24-MAR-2011 02:07:39	Bright	41.000	62	94Bet Leo	2.1360	9700.0	82	47388	No
36	GOM_NL__2PRFIN20110324_020904_000000403100_00391_47388_1517.N1	24-MAR-2011 02:09:04	Bright	39.500	96	68Del Leo	2.5600	9300.0	79	47388	No
37	GOM_NL__2PRFIN20110324_021559_000000403100_00391_47388_1518.N1	24-MAR-2011 02:15:59	Bright	39.500	174	52Psi UMa	3.0040	4400.0	79	47388	No
38	GOM_NL__2PRFIN20110324_021915_000000383100_00391_47388_1519.N1	24-MAR-2011 02:19:15	Bright	37.500	82	48Bet UMa	2.3650	10600.	75	47388	No
39	GOM_NL__2PRFIN20110324_022046_000000373100_00391_47388_1520.N1	24-MAR-2011 02:20:46	Bright	37.000	36	50Alp UMa	1.8000	6300.0	74	47388	No
40	GOM_NL__2PRFIN20110324_022224_000000673100_00391_47388_1521.N1	24-MAR-2011 02:22:24	Bright	67.000	55	79Zet UMa	2.0600	10200.	134	47388	No
41	GOM_NL__2PRFIN20110324_022730_000000383100_00391_47388_1522.N1	24-MAR-2011 02:27:30	Bright	38.000	60	7Bet UMi	2.0810	3950.0	76	47388	No
42	GOM_NL__2PRFIN20110324_023058_000000483100_00391_47388_1523.N1	24-MAR-2011 02:30:58	Bright	48.000	119	14Eta Dra	2.7270	4700.0	96	47388	No

43	GOM_NL__2PRFIN20110324_023619_000000373100_00391_47388_1524.N1	24-MAR-2011 02:36:19	Bright	36.500	89	5Alp Cep	2.4510	8000.0	73	47388	No
44	GOM_NL__2PRFIN20110324_024127_000000393100_00391_47388_1525.N1	24-MAR-2011 02:41:27	Bright	39.000	19	50Alp Cyg	1.2460	10500.	78	47388	No
45	GOM_NL__2PRFIN20110324_024303_000000423100_00391_47388_1526.N1	24-MAR-2011 02:43:03	Bright	41.500	66	37Gam Cyg	2.2080	5900.0	83	47388	No
46	GOM_NL__2PRFIN20110324_024454_000000393100_00391_47388_1527.N1	24-MAR-2011 02:44:54	Bright	39.000	92	53Eps Cyg	2.5000	4500.0	78	47388	No
47	GOM_NL__2PRFIN20110324_025356_000000583100_00391_47388_1528.N1	24-MAR-2011 02:53:56	Twl_and_stray	58.000	11	53Alp Aql	0.76500	8000.0	116	47388	No
48	GOM_NL__2PRFIN20110324_030455_000000513100_00391_47388_1529.N1	24-MAR-2011 03:04:55	Dark	51.000	155	41Pi Sgr	2.9000	6600.0	102	47388	No
49	GOM_NL__2PRFIN20110324_030703_000000523100_00391_47388_1530.N1	24-MAR-2011 03:07:03	Dark	51.500	57	34Sig Sgr	2.0660	26000.	103	47388	No
50	GOM_NL__2PRFIN20110324_030854_000000603100_00391_47388_1531.N1	24-MAR-2011 03:08:54	Dark	59.500	137	22Lam Sgr	2.8240	4400.0	119	47388	No
51	GOM_NL__2PRFIN20110324_031038_000000513100_00391_47388_1532.N1	24-MAR-2011 03:10:38	Dark	51.000	38	20Eps Sgr	1.8360	11000.	102	47388	No
52	GOM_NL__2PRFIN20110324_031557_000000423100_00392_47389_1518.N1	24-MAR-2011 03:15:57	Dark	42.000	141	Bet Ara	2.8400	4600.0	84	47389	No
53	GOM_NL__2PRFIN20110324_031920_000000413100_00392_47389_1519.N1	24-MAR-2011 03:19:20	Dark	41.000	134	Bet TrA	2.8100	6600.0	82	47389	No
54	GOM_NL__2PRFIN20110324_032203_000000563100_00392_47389_1520.N1	24-MAR-2011 03:22:03	Dark	56.000	4	Alp1Cen	-0.010000	5800.0	112	47389	No
55	GOM_NL__2PRFIN20110324_032426_000000453100_00392_47389_1521.N1	24-MAR-2011 03:24:26	Dark	44.500	78	Alp Lup	2.3040	28000.	89	47389	No
56	GOM_NL__2PRFIN20110324_032559_000000523100_00392_47389_1522.N1	24-MAR-2011 03:25:59	Straylight	51.500	81	Eta Cen	2.3560	28000.	103	47389	No
57	GOM_NL__2PRFIN20110324_032756_000000443100_00392_47389_1523.N1	24-MAR-2011 03:27:56	Straylight	43.500	64	Gam Cen	2.2000	10600.	87	47389	No
58	GOM_NL__2PRFIN20110324_033021_000000503100_00392_47389_1524.N1	24-MAR-2011 03:30:21	Straylight	49.500	123	lot Cen	2.7500	10200.	99	47389	No
59	GOM_NL__2PRFIN20110324_033534_000000513100_00392_47389_1525.N1	24-MAR-2011 03:35:34	Straylight	51.000	106	9Bet Crv	2.6480	5600.0	102	47389	No
60	GOM_NL__2PRFIN20110324_033740_000000463100_00392_47389_1526.N1	24-MAR-2011 03:37:40	Twl_and_stray	45.500	100	4Gam Crv	2.5800	13100.	91	47389	No
61	GOM_NL__2PRFIN20110324_034316_000000513100_00392_47389_1527.N1	24-MAR-2011 03:43:16	Bright	50.500	121	29Gam Vir	2.7400	7200.0	101	47389	No
62	GOM_NL__2PRFIN20110324_034753_000000433100_00392_47389_1528.N1	24-MAR-2011 03:47:53	Bright	42.500	62	94Bet Leo	2.1360	9700.0	85	47389	No
63	GOM_NL__2PRFIN20110324_034918_000000373100_00392_47389_1529.N1	24-MAR-2011 03:49:18	Bright	37.000	96	68Del Leo	2.5600	9300.0	74	47389	No
64	GOM_NL__2PRFIN20110324_035613_000000383100_00392_47389_1530.N1	24-MAR-2011 03:56:13	Bright	38.000	174	52Psi UMa	3.0040	4400.0	76	47389	No
65	GOM_NL__2PRFIN20110324_035929_000000373100_00392_47389_1531.N1	24-MAR-2011 03:59:29	Bright	36.500	82	48Bet UMa	2.3650	10600.	73	47389	No
66	GOM_NL__2PRFIN20110324_040100_000000373100_00392_47389_1532.N1	24-MAR-2011 04:01:00	Bright	37.000	36	50Alp UMa	1.8000	6300.0	74	47389	No
67	GOM_NL__2PRFIN20110324_040237_000000433100_00392_47389_1533.N1	24-MAR-2011 04:02:37	Bright	43.000	55	79Zet UMa	2.0600	10200.	86	47389	No
68	GOM_NL__2PRFIN20110324_040743_000000423100_00392_47389_1534.N1	24-MAR-2011 04:07:43	Bright	41.500	60	7Bet UMi	2.0810	3950.0	83	47389	No
69	GOM_NL__2PRFIN20110324_041112_000000493100_00392_47389_1535.N1	24-MAR-2011 04:11:12	Bright	49.000	119	14Eta Dra	2.7270	4700.0	98	47389	No
70	GOM_NL__2PRFIN20110324_041633_000000363100_00392_47389_1536.N1	24-MAR-2011 04:16:33	Bright	35.500	89	5Alp Cep	2.4510	8000.0	71	47389	No
71	GOM_NL__2PRFIN20110324_042141_000000403100_00392_47389_1537.N1	24-MAR-2011 04:21:41	Bright	40.000	19	50Alp Cyg	1.2460	10500.	80	47389	No
72	GOM_NL__2PRFIN20110324_042317_000000433100_00392_47389_1538.N1	24-MAR-2011 04:23:17	Bright	42.500	66	37Gam Cyg	2.2080	5900.0	85	47389	No
73	GOM_NL__2PRFIN20110324_042508_000000403100_00392_47389_1539.N1	24-MAR-2011 04:25:08	Bright	39.500	92	53Eps Cyg	2.5000	4500.0	79	47389	No
74	GOM_NL__2PRFIN20110324_043410_000000543100_00392_47389_1540.N1	24-MAR-2011 04:34:10	Twl_and_stray	54.000	11	53Alp Aql	0.76500	8000.0	108	47389	No
75	GOM_NL__2PRFIN20110324_044510_000000543100_00392_47389_1541.N1	24-MAR-2011 04:45:10	Dark	54.000	155	41Pi Sgr	2.9000	6600.0	108	47389	No
76	GOM_NL__2PRFIN20110324_044718_000000503100_00392_47389_1542.N1	24-MAR-2011 04:47:18	Dark	49.500	57	34Sig Sgr	2.0660	26000.	99	47389	No
77	GOM_NL__2PRFIN20110324_044909_000000683100_00392_47389_1543.N1	24-MAR-2011 04:49:09	Dark	68.000	137	22Lam Sgr	2.8240	4400.0	136	47389	No
78	GOM_NL__2PRFIN20110324_045053_000000533100_00392_47389_1544.N1	24-MAR-2011 04:50:53	Dark	52.500	38	20Eps Sgr	1.8360	11000.	105	47389	No
79	GOM_NL__2PRFIN20110324_045612_000000433100_00393_47390_1610.N1	24-MAR-2011 04:56:12	Dark	43.000	141	Bet Ara	2.8400	4600.0	86	47390	No
80	GOM_NL__2PRFIN20110324_045935_000000413100_00393_47390_1611.N1	24-MAR-2011 04:59:35	Dark	40.500	134	Bet TrA	2.8100	6600.0	81	47390	No
81	GOM_NL__2PRFIN20110324_050217_000000563100_00393_47390_1612.N1	24-MAR-2011 05:02:17	Dark	56.000	4	Alp1Cen	-0.010000	5800.0	112	47390	No
82	GOM_NL__2PRFIN20110324_050441_000000453100_00393_47390_1613.N1	24-MAR-2011 05:04:41	Dark	44.500	78	Alp Lup	2.3040	28000.	89	47390	No
83	GOM_NL__2PRFIN20110324_050614_000000503100_00393_47390_1614.N1	24-MAR-2011 05:06:14	Straylight	49.500	81	Eta Cen	2.3560	28000.	99	47390	No
84	GOM_NL__2PRFIN20110324_050811_000000413100_00393_47390_1615.N1	24-MAR-2011 05:08:11	Straylight	41.000	64	Gam Cen	2.2000	10600.	82	47390	No
85	GOM_NL__2PRFIN20110324_051035_000000463100_00393_47390_1616.N1	24-MAR-2011 05:10:35	Straylight	46.000	123	lot Cen	2.7500	10200.	92	47390	No
86	GOM_NL__2PRFIN20110324_051549_000000493100_00393_47390_1617.N1	24-MAR-2011 05:15:49	Straylight	48.500	106	9Bet Crv	2.6480	5600.0	97	47390	No
87	GOM_NL__2PRFIN20110324_051754_000000453100_00393_47390_1618.N1	24-MAR-2011 05:17:54	Twl_and_stray	44.500	100	4Gam Crv	2.5800	13100.	89	47390	No
88	GOM_NL__2PRFIN20110324_052330_000000513100_00393_47390_1619.N1	24-MAR-2011 05:23:30	Bright	51.000	121	29Gam Vir	2.7400	7200.0	102	47390	No
89	GOM_NL__2PRFIN20110324_052807_000000433100_00393_47390_1620.N1	24-MAR-2011 05:28:07	Bright	43.000	62	94Bet Leo	2.1360	9700.0	86	47390	No
90	GOM_NL__2PRFIN20110324_052932_000000383100_00393_47390_1621.N1	24-MAR-2011 05:29:32	Bright	37.500	96	68Del Leo	2.5600	9300.0	75	47390	No
91	GOM_NL__2PRFIN20110324_053627_000000373100_00393_47390_1622.N1	24-MAR-2011 05:36:27	Bright	36.500	174	52Psi UMa	3.0040	4400.0	73	47390	No
92	GOM_NL__2PRFIN20110324_053943_000000383100_00393_47390_1623.N1	24-MAR-2011 05:39:43	Bright	37.500	82	48Bet UMa	2.3650	10600.	75	47390	No
93	GOM_NL__2PRFIN20110324_054114_000000403100_00393_47390_1624.N1	24-MAR-2011 05:41:14	Bright	39.500	36	50Alp UMa	1.8000	6300.0	79	47390	No
94	GOM_NL__2PRFIN20110324_054251_000000513100_00393_47390_1625.N1	24-MAR-2011 05:42:51	Bright	50.500	55	79Zet UMa	2.0600	10200.	101	47390	No
95	GOM_NL__2PRFIN20110324_054757_000000433100_00393_47390_1626.N1	24-MAR-2011 05:47:57	Bright	42.500	60	7Bet UMi	2.0810	3950.0	85	47390	No
96	GOM_NL__2PRFIN20110324_055125_000000503100_00393_47390_1627.N1	24-MAR-2011 05:51:25	Bright	49.500	119	14Eta Dra	2.7270	4700.0	99	47390	No
97	GOM_NL__2PRFIN20110324_055647_000000373100_00393_47390_1628.N1	24-MAR-2011 05:56:47	Bright	37.000	89	5Alp Cep	2.4510	8000.0	74	47390	No
98	GOM_NL__2PRFIN20110324_060155_000000373100_00393_47390_1629.N1	24-MAR-2011 06:01:55	Bright	36.500	19	50Alp Cyg	1.2460	10500.	73	47390	No
99	GOM_NL__2PRFIN20110324_060331_000000393100_00393_47390_1630.N1	24-MAR-2011 06:03:31	Bright	39.000	66	37Gam Cyg	2.2080	5900.0	78	47390	No
100	GOM_NL__2PRFIN20110324_060522_000000383100_00393_47390_1631.N1	24-MAR-2011 06:05:22	Bright	37.500	92	53Eps Cyg	2.5000	4500.0	75	47390	No
101	GOM_NL__2PRFIN20110324_061425_000000583100_00393_47390_1632.N1	24-MAR-2011 06:14:25	Twl_and_stray	58.000	11	53Alp Aql	0.76500	8000.0	116	47390	No



102	GOM_NL__2PRFIN20110324_062525_000000533100_00393_47390_1633.N1	24-MAR-2011 06:25:25	Dark	53.000	155	41Pi Sgr	2.9000	6600.0	106	47390	No
103	GOM_NL__2PRFIN20110324_062733_000000563100_00393_47390_1634.N1	24-MAR-2011 06:27:33	Dark	56.000	57	34Sig Sgr	2.0660	26000.	112	47390	No
104	GOM_NL__2PRFIN20110324_062925_000000593100_00393_47390_1635.N1	24-MAR-2011 06:29:25	Dark	59.000	137	22Lam Sgr	2.8240	4400.0	118	47390	No
105	GOM_NL__2PRFIN20110324_063108_000000553100_00393_47390_1636.N1	24-MAR-2011 06:31:08	Dark	55.000	38	20Eps Sgr	1.8360	11000.	110	47390	No
106	GOM_NL__2PRFIN20110324_063627_000000423100_00394_47391_1647.N1	24-MAR-2011 06:36:27	Dark	42.000	141	Bet Ara	2.8400	4600.0	84	47391	No
107	GOM_NL__2PRFIN20110324_063950_000000413100_00394_47391_1648.N1	24-MAR-2011 06:39:50	Dark	40.500	134	Bet TrA	2.8100	6600.0	81	47391	No
108	GOM_NL__2PRFIN20110324_064232_000000503100_00394_47391_1649.N1	24-MAR-2011 06:42:32	Dark	49.500	4	Alp1Cen	-0.010000	5800.0	99	47391	No
109	GOM_NL__2PRFIN20110324_064456_000000463100_00394_47391_1650.N1	24-MAR-2011 06:44:56	Straylight	46.000	78	Alp Lup	2.3040	28000.	92	47391	No
110	GOM_NL__2PRFIN20110324_064629_000000493100_00394_47391_1651.N1	24-MAR-2011 06:46:29	Straylight	48.500	81	Eta Cen	2.3560	28000.	97	47391	No
111	GOM_NL__2PRFIN20110324_064825_000000423100_00394_47391_1652.N1	24-MAR-2011 06:48:25	Straylight	41.500	64	Gam Cen	2.2000	10600.	83	47391	No
112	GOM_NL__2PRFIN20110324_065050_000000473100_00394_47391_1653.N1	24-MAR-2011 06:50:50	Straylight	46.500	123	lot Cen	2.7500	10200.	93	47391	No
113	GOM_NL__2PRFIN20110324_065603_000000503100_00394_47391_1654.N1	24-MAR-2011 06:56:03	Straylight	50.000	106	9Bet Crv	2.6480	5600.0	100	47391	No
114	GOM_NL__2PRFIN20110324_065808_000000463100_00394_47391_1655.N1	24-MAR-2011 06:58:08	Twilight_and_stray	45.500	100	4Gam Crv	2.5800	13100.	91	47391	No
115	GOM_NL__2PRFIN20110324_070344_000000493100_00394_47391_1656.N1	24-MAR-2011 07:03:44	Bright	49.000	121	29Gam Vir	2.7400	7200.0	98	47391	No
116	GOM_NL__2PRFIN20110324_070821_000000433100_00394_47391_1657.N1	24-MAR-2011 07:08:21	Bright	42.500	62	94Bet Leo	2.1360	9700.0	85	47391	No
117	GOM_NL__2PRFIN20110324_070946_000000403100_00394_47391_1658.N1	24-MAR-2011 07:09:46	Bright	39.500	96	68Del Leo	2.5600	9300.0	79	47391	No
118	GOM_NL__2PRFIN20110324_071640_000000383100_00394_47391_1659.N1	24-MAR-2011 07:16:40	Bright	38.000	174	52Psi UMa	3.0040	4400.0	76	47391	No
119	GOM_NL__2PRFIN20110324_071957_000000383100_00394_47391_1660.N1	24-MAR-2011 07:19:57	Bright	38.000	82	48Bet UMa	2.3650	10600.	76	47391	No
120	GOM_NL__2PRFIN20110324_072128_000000393100_00394_47391_1661.N1	24-MAR-2011 07:21:28	Bright	39.000	36	50Alp UMa	1.8000	6300.0	78	47391	No
121	GOM_NL__2PRFIN20110324_072304_000000453100_00394_47391_1662.N1	24-MAR-2011 07:23:04	Bright	45.000	55	79Zet UMa	2.0600	10200.	90	47391	No
122	GOM_NL__2PRFIN20110324_072811_000000413100_00394_47391_1663.N1	24-MAR-2011 07:28:11	Bright	41.000	60	7Bet UMi	2.0810	3950.0	82	47391	No
123	GOM_NL__2PRFIN20110324_073138_000000493100_00394_47391_1664.N1	24-MAR-2011 07:31:38	Bright	48.500	119	14Eta Dra	2.7270	4700.0	97	47391	No
124	GOM_NL__2PRFIN20110324_073701_000000373100_00394_47391_1665.N1	24-MAR-2011 07:37:01	Bright	37.000	89	5Alp Cep	2.4510	8000.0	74	47391	No
125	GOM_NL__2PRFIN20110324_074209_000000393100_00394_47391_1666.N1	24-MAR-2011 07:42:09	Bright	39.000	19	50Alp Cyg	1.2460	10500.	78	47391	No
126	GOM_NL__2PRFIN20110324_074345_000000433100_00394_47391_1667.N1	24-MAR-2011 07:43:45	Bright	42.500	66	37Gam Cyg	2.2080	5900.0	85	47391	No
127	GOM_NL__2PRFIN20110324_074537_000000573100_00394_47391_1668.N1	24-MAR-2011 07:45:37	Bright	57.000	92	53Eps Cyg	2.5000	4500.0	114	47391	No
128	GOM_NL__2PRFIN20110324_075440_000000573100_00394_47391_1669.N1	24-MAR-2011 07:54:40	Twilight_and_stray	57.000	11	53Alp Aql	0.76500	8000.0	114	47391	No
129	GOM_NL__2PRFIN20110324_080540_000000523100_00394_47391_1670.N1	24-MAR-2011 08:05:40	Dark	51.500	155	41Pi Sgr	2.9000	6600.0	103	47391	No
130	GOM_NL__2PRFIN20110324_080748_000000543100_00394_47391_1671.N1	24-MAR-2011 08:07:48	Dark	53.500	57	34Sig Sgr	2.0660	26000.	107	47391	No
131	GOM_NL__2PRFIN20110324_080940_000000603100_00394_47391_1672.N1	24-MAR-2011 08:09:40	Dark	59.500	137	22Lam Sgr	2.8240	4400.0	119	47391	No
132	GOM_NL__2PRFIN20110324_081123_000000553100_00394_47391_1673.N1	24-MAR-2011 08:11:23	Dark	55.000	38	20Eps Sgr	1.8360	11000.	110	47391	No
133	GOM_NL__2PRFIN20110324_081641_000000433100_00395_47392_1697.N1	24-MAR-2011 08:16:41	Dark	43.000	141	Bet Ara	2.8400	4600.0	86	47392	No
134	GOM_NL__2PRFIN20110324_082004_000000403100_00395_47392_1698.N1	24-MAR-2011 08:20:04	Dark	39.500	134	Bet TrA	2.8100	6600.0	79	47392	No
135	GOM_NL__2PRFIN20110324_082246_000000573100_00395_47392_1699.N1	24-MAR-2011 08:22:46	Dark	57.000	4	Alp1Cen	-0.010000	5800.0	114	47392	No
136	GOM_NL__2PRFIN20110324_082511_000000483100_00395_47392_1700.N1	24-MAR-2011 08:25:11	Straylight	47.500	78	Alp Lup	2.3040	28000.	95	47392	No
137	GOM_NL__2PRFIN20110324_082644_000000523100_00395_47392_1701.N1	24-MAR-2011 08:26:44	Straylight	52.000	81	Eta Cen	2.3560	28000.	104	47392	No
138	GOM_NL__2PRFIN20110324_082840_000000453100_00395_47392_1702.N1	24-MAR-2011 08:28:40	Straylight	44.500	64	Gam Cen	2.2000	10600.	89	47392	No
139	GOM_NL__2PRFIN20110324_083104_000000463100_00395_47392_1703.N1	24-MAR-2011 08:31:04	Straylight	45.500	123	lot Cen	2.7500	10200.	91	47392	No
140	GOM_NL__2PRFIN20110324_083617_000000503100_00395_47392_1704.N1	24-MAR-2011 08:36:17	Straylight	50.000	106	9Bet Crv	2.6480	5600.0	100	47392	No
141	GOM_NL__2PRFIN20110324_083822_000000473100_00395_47392_1705.N1	24-MAR-2011 08:38:22	Twilight_and_stray	46.500	100	4Gam Crv	2.5800	13100.	93	47392	No
142	GOM_NL__2PRFIN20110324_084358_000000513100_00395_47392_1706.N1	24-MAR-2011 08:43:58	Bright	51.000	121	29Gam Vir	2.7400	7200.0	102	47392	No
143	GOM_NL__2PRFIN20110324_084834_000000403100_00395_47392_1707.N1	24-MAR-2011 08:48:34	Bright	39.500	62	94Bet Leo	2.1360	9700.0	79	47392	No
144	GOM_NL__2PRFIN20110324_085000_000000383100_00395_47392_1708.N1	24-MAR-2011 08:50:00	Bright	38.000	96	68Del Leo	2.5600	9300.0	76	47392	No
145	GOM_NL__2PRFIN20110324_085654_000000403100_00395_47392_1709.N1	24-MAR-2011 08:56:54	Bright	40.000	174	52Psi UMa	3.0040	4400.0	80	47392	No
146	GOM_NL__2PRFIN20110324_090011_000000383100_00395_47392_1710.N1	24-MAR-2011 09:00:11	Bright	38.000	82	48Bet UMa	2.3650	10600.	76	47392	No
147	GOM_NL__2PRFIN20110324_090142_000000393100_00395_47392_1711.N1	24-MAR-2011 09:01:42	Bright	38.500	36	50Alp UMa	1.8000	6300.0	77	47392	No
148	GOM_NL__2PRFIN20110324_090317_000000443100_00395_47392_1712.N1	24-MAR-2011 09:03:17	Bright	44.000	55	79Zet UMa	2.0600	10200.	88	47392	No
149	GOM_NL__2PRFIN20110324_090825_000000403100_00395_47392_1713.N1	24-MAR-2011 09:08:25	Bright	39.500	60	7Bet UMi	2.0810	3950.0	79	47392	No
150	GOM_NL__2PRFIN20110324_091152_000000483100_00395_47392_1714.N1	24-MAR-2011 09:11:52	Bright	48.000	119	14Eta Dra	2.7270	4700.0	96	47392	No
151	GOM_NL__2PRFIN20110324_091715_000000373100_00395_47392_1715.N1	24-MAR-2011 09:17:15	Bright	37.000	89	5Alp Cep	2.4510	8000.0	74	47392	No
152	GOM_NL__2PRFIN20110324_092223_000000373100_00395_47392_1716.N1	24-MAR-2011 09:22:23	Bright	36.500	19	50Alp Cyg	1.2460	10500.	73	47392	No
153	GOM_NL__2PRFIN20110324_092359_000000433100_00395_47392_1717.N1	24-MAR-2011 09:23:59	Bright	42.500	66	37Gam Cyg	2.2080	5900.0	85	47392	No
154	GOM_NL__2PRFIN20110324_092550_000000393100_00395_47392_1718.N1	24-MAR-2011 09:25:50	Bright	38.500	92	53Eps Cyg	2.5000	4500.0	77	47392	No
155	GOM_NL__2PRFIN20110324_093454_000000583100_00395_47392_1719.N1	24-MAR-2011 09:34:54	Twilight_and_stray	57.500	11	53Alp Aql	0.76500	8000.0	115	47392	No
156	GOM_NL__2PRFIN20110324_094555_000000513100_00395_47392_1720.N1	24-MAR-2011 09:45:55	Dark	51.000	155	41Pi Sgr	2.9000	6600.0	102	47392	No
157	GOM_NL__2PRFIN20110324_094804_000000543100_00395_47392_1721.N1	24-MAR-2011 09:48:04	Dark	53.500	57	34Sig Sgr	2.0660	26000.	107	47392	No
158	GOM_NL__2PRFIN20110324_094956_000000583100_00395_47392_1722.N1	24-MAR-2011 09:49:56	Dark	57.500	137	22Lam Sgr	2.8240	4400.0	115	47392	No
159	GOM_NL__2PRFIN20110324_095139_000000553100_00395_47392_1723.N1	24-MAR-2011 09:51:39	Dark	55.000	38	20Eps Sgr	1.8360	11000.	110	47392	No
160	GOM_NL__2PRFIN20110324_095656_000000433100_00396_47393_1745.N1	24-MAR-2011 09:56:56	Dark	42.500	141	Bet Ara	2.8400	4600.0	85	47393	No

161	GOM_NL__2PRFIN20110324_100019_000000423100_00396_47393_1746.N1	24-MAR-2011 10:00:19	Dark	41.500	134	Bet TrA	2.8100	6600.0	83	47393	No
162	GOM_NL__2PRFIN20110324_100301_000000503100_00396_47393_1747.N1	24-MAR-2011 10:03:01	Dark	49.500	4	Alp1Cen	-0.010000	5800.0	99	47393	No
163	GOM_NL__2PRFIN20110324_100526_000000503100_00396_47393_1748.N1	24-MAR-2011 10:05:26	Straylight	50.000	78	Alp Lup	2.3040	28000.	100	47393	No
164	GOM_NL__2PRFIN20110324_100658_000000533100_00396_47393_1749.N1	24-MAR-2011 10:06:58	Straylight	53.000	81	Eta Cen	2.3560	28000.	106	47393	No
165	GOM_NL__2PRFIN20110324_100854_000000423100_00396_47393_1750.N1	24-MAR-2011 10:08:54	Straylight	41.500	64	Gam Cen	2.2000	10600.	83	47393	No
166	GOM_NL__2PRFIN20110324_101119_000000503100_00396_47393_1751.N1	24-MAR-2011 10:11:19	Straylight	50.000	123	lot Cen	2.7500	10200.	100	47393	No
167	GOM_NL__2PRFIN20110324_101631_000000503100_00396_47393_1752.N1	24-MAR-2011 10:16:31	Straylight	50.000	106	9Bet Crv	2.6480	5600.0	100	47393	No
168	GOM_NL__2PRFIN20110324_101836_000000473100_00396_47393_1753.N1	24-MAR-2011 10:18:36	Tw_i_and_stray	47.000	100	4Gam Crv	2.5800	13100.	94	47393	No
169	GOM_NL__2PRFIN20110324_102411_000000493100_00396_47393_1754.N1	24-MAR-2011 10:24:11	Bright	48.500	121	29Gam Vir	2.7400	7200.0	97	47393	No
170	GOM_NL__2PRFIN20110324_102848_000000433100_00396_47393_1755.N1	24-MAR-2011 10:28:48	Bright	43.000	62	94Bet Leo	2.1360	9700.0	86	47393	No
171	GOM_NL__2PRFIN20110324_103014_000000383100_00396_47393_1756.N1	24-MAR-2011 10:30:14	Bright	38.000	96	68Del Leo	2.5600	9300.0	76	47393	No
172	GOM_NL__2PRFIN20110324_103708_000000393100_00396_47393_1757.N1	24-MAR-2011 10:37:08	Bright	38.500	174	52Psi UMa	3.0040	4400.0	77	47393	No
173	GOM_NL__2PRFIN20110324_104025_000000383100_00396_47393_1758.N1	24-MAR-2011 10:40:25	Bright	38.000	82	48Bet UMa	2.3650	10600.	76	47393	No
174	GOM_NL__2PRFIN20110324_104156_000000403100_00396_47393_1759.N1	24-MAR-2011 10:41:56	Bright	40.000	36	50Alp UMa	1.8000	6300.0	80	47393	No
175	GOM_NL__2PRFIN20110324_104331_000000673100_00396_47393_1760.N1	24-MAR-2011 10:43:31	Bright	67.000	55	79Zet UMa	2.0600	10200.	134	47393	No
176	GOM_NL__2PRFIN20110324_104838_000000383100_00396_47393_1761.N1	24-MAR-2011 10:48:38	Bright	37.500	60	7Bet UMi	2.0810	3950.0	75	47393	No
177	GOM_NL__2PRFIN20110324_105205_000000503100_00396_47393_1762.N1	24-MAR-2011 10:52:05	Bright	49.500	119	14Eta Dra	2.7270	4700.0	99	47393	No
178	GOM_NL__2PRFIN20110324_105729_000000373100_00396_47393_1763.N1	24-MAR-2011 10:57:29	Bright	37.000	89	5Alp Cep	2.4510	8000.0	74	47393	No
179	GOM_NL__2PRFIN20110324_110237_000000413100_00396_47393_1764.N1	24-MAR-2011 11:02:37	Bright	40.500	19	50Alp Cyg	1.2460	10500.	81	47393	No
180	GOM_NL__2PRFIN20110324_110413_000000593100_00396_47393_1765.N1	24-MAR-2011 11:04:13	Bright	59.000	66	37Gam Cyg	2.2080	5900.0	118	47393	No
181	GOM_NL__2PRFIN20110324_110605_000000403100_00396_47393_1766.N1	24-MAR-2011 11:06:05	Bright	40.000	92	53Eps Cyg	2.5000	4500.0	80	47393	No
182	GOM_NL__2PRFIN20110324_111509_000000583100_00396_47393_1767.N1	24-MAR-2011 11:15:09	Tw_i_and_stray	58.000	11	53Alp Aql	0.76500	8000.0	116	47393	No
183	GOM_NL__2PRFIN20110324_112610_000000513100_00396_47393_1768.N1	24-MAR-2011 11:26:10	Dark	50.500	155	41Pi Sgr	2.9000	6600.0	101	47393	No
184	GOM_NL__2PRFIN20110324_112819_000000533100_00396_47393_1769.N1	24-MAR-2011 11:28:19	Dark	53.000	57	34Sig Sgr	2.0660	26000.	106	47393	No
185	GOM_NL__2PRFIN20110324_113011_000000573100_00396_47393_1770.N1	24-MAR-2011 11:30:11	Dark	57.000	137	22Lam Sgr	2.8240	4400.0	114	47393	No
186	GOM_NL__2PRFIN20110324_113154_000000543100_00396_47393_1771.N1	24-MAR-2011 11:31:54	Dark	54.000	38	20Eps Sgr	1.8360	11000.	108	47393	No
187	GOM_NL__2PRFIN20110324_113711_000000433100_00397_47394_1781.N1	24-MAR-2011 11:37:11	Dark	43.000	141	Bet Ara	2.8400	4600.0	86	47394	No
188	GOM_NL__2PRFIN20110324_114033_000000413100_00397_47394_1782.N1	24-MAR-2011 11:40:33	Dark	41.000	134	Bet TrA	2.8100	6600.0	82	47394	No
189	GOM_NL__2PRFIN20110324_114315_000000543100_00397_47394_1783.N1	24-MAR-2011 11:43:15	Dark	53.500	4	Alp1Cen	-0.010000	5800.0	107	47394	No
190	GOM_NL__2PRFIN20110324_114540_000000453100_00397_47394_1784.N1	24-MAR-2011 11:45:40	Straylight	45.000	78	Alp Lup	2.3040	28000.	90	47394	No
191	GOM_NL__2PRFIN20110324_114713_000000493100_00397_47394_1785.N1	24-MAR-2011 11:47:13	Straylight	49.000	81	Eta Cen	2.3560	28000.	98	47394	No
192	GOM_NL__2PRFIN20110324_114908_000000453100_00397_47394_1786.N1	24-MAR-2011 11:49:08	Straylight	45.000	64	Gam Cen	2.2000	10600.	90	47394	No
193	GOM_NL__2PRFIN20110324_115133_000000453100_00397_47394_1787.N1	24-MAR-2011 11:51:33	Straylight	44.500	123	lot Cen	2.7500	10200.	89	47394	No
194	GOM_NL__2PRFIN20110324_115645_000000503100_00397_47394_1788.N1	24-MAR-2011 11:56:45	Straylight	49.500	106	9Bet Crv	2.6480	5600.0	99	47394	No
195	GOM_NL__2PRFIN20110324_115850_000000483100_00397_47394_1789.N1	24-MAR-2011 11:58:50	Tw_i_and_stray	48.000	100	4Gam Crv	2.5800	13100.	96	47394	No
196	GOM_NL__2PRFIN20110324_120425_000000523100_00397_47394_1790.N1	24-MAR-2011 12:04:25	Bright	51.500	121	29Gam Vir	2.7400	7200.0	103	47394	No
197	GOM_NL__2PRFIN20110324_120902_000000423100_00397_47394_1791.N1	24-MAR-2011 12:09:02	Bright	42.000	62	94Bet Leo	2.1360	9700.0	84	47394	No
198	GOM_NL__2PRFIN20110324_121028_000000383100_00397_47394_1792.N1	24-MAR-2011 12:10:28	Bright	37.500	96	68Del Leo	2.5600	9300.0	75	47394	No
199	GOM_NL__2PRFIN20110324_121722_000000373100_00397_47394_1793.N1	24-MAR-2011 12:17:22	Bright	37.000	174	52Psi UMa	3.0040	4400.0	74	47394	No
200	GOM_NL__2PRFIN20110324_122038_000000373100_00397_47394_1794.N1	24-MAR-2011 12:20:38	Bright	37.000	82	48Bet UMa	2.3650	10600.	74	47394	No
201	GOM_NL__2PRFIN20110324_122210_000000403100_00397_47394_1795.N1	24-MAR-2011 12:22:10	Bright	39.500	36	50Alp UMa	1.8000	6300.0	79	47394	No
202	GOM_NL__2PRFIN20110324_122344_000000453100_00397_47394_1796.N1	24-MAR-2011 12:23:44	Bright	45.000	55	79Zet UMa	2.0600	10200.	90	47394	No
203	GOM_NL__2PRFIN20110324_122852_000000583100_00397_47394_1797.N1	24-MAR-2011 12:28:52	Bright	58.000	60	7Bet UMi	2.0810	3950.0	116	47394	No
204	GOM_NL__2PRFIN20110324_123218_000000483100_00397_47394_1798.N1	24-MAR-2011 12:32:18	Bright	48.000	119	14Eta Dra	2.7270	4700.0	96	47394	No
205	GOM_NL__2PRFIN20110324_123743_000000363100_00397_47394_1799.N1	24-MAR-2011 12:37:43	Bright	36.000	89	5Alp Cep	2.4510	8000.0	72	47394	No
206	GOM_NL__2PRFIN20110324_124251_000000403100_00397_47394_1800.N1	24-MAR-2011 12:42:51	Bright	40.000	19	50Alp Cyg	1.2460	10500.	80	47394	No
207	GOM_NL__2PRFIN20110324_124427_000000403100_00397_47394_1801.N1	24-MAR-2011 12:44:27	Bright	40.000	66	37Gam Cyg	2.2080	5900.0	80	47394	No
208	GOM_NL__2PRFIN20110324_124619_000000373100_00397_47394_1802.N1	24-MAR-2011 12:46:19	Bright	37.000	92	53Eps Cyg	2.5000	4500.0	74	47394	No
209	GOM_NL__2PRFIN20110324_125523_000000603100_00397_47394_1803.N1	24-MAR-2011 12:55:23	Tw_i_and_stray	60.000	11	53Alp Aql	0.76500	8000.0	120	47394	No
210	GOM_NL__2PRFIN20110324_130625_000000503100_00397_47394_1804.N1	24-MAR-2011 13:06:25	Dark	50.000	155	41Pi Sgr	2.9000	6600.0	100	47394	No
211	GOM_NL__2PRFIN20110324_130834_000000523100_00397_47394_1805.N1	24-MAR-2011 13:08:34	Dark	51.500	57	34Sig Sgr	2.0660	26000.	103	47394	No
212	GOM_NL__2PRFIN20110324_131209_000000603100_00397_47394_1806.N1	24-MAR-2011 13:12:09	Dark	60.000	38	20Eps Sgr	1.8360	11000.	120	47394	No
213	GOM_NL__2PRFIN20110324_131725_000000443100_00398_47395_1806.N1	24-MAR-2011 13:17:25	Dark	44.000	141	Bet Ara	2.8400	4600.0	88	47395	No
214	GOM_NL__2PRFIN20110324_132048_000000403100_00398_47395_1807.N1	24-MAR-2011 13:20:48	Dark	40.000	134	Bet TrA	2.8100	6600.0	80	47395	No
215	GOM_NL__2PRFIN20110324_132330_000000433100_00398_47395_1808.N1	24-MAR-2011 13:23:30	Dark	42.500	4	Alp1Cen	-0.010000	5800.0	85	47395	No
216	GOM_NL__2PRFIN20110324_132555_000000453100_00398_47395_1809.N1	24-MAR-2011 13:25:55	Straylight	44.500	78	Alp Lup	2.3040	28000.	89	47395	No
217	GOM_NL__2PRFIN20110324_132728_000000523100_00398_47395_1810.N1	24-MAR-2011 13:27:28	Straylight	51.500	81	Eta Cen	2.3560	28000.	103	47395	No
218	GOM_NL__2PRFIN20110324_132923_000000413100_00398_47395_1811.N1	24-MAR-2011 13:29:23	Straylight	40.500	64	Gam Cen	2.2000	10600.	81	47395	No
219	GOM_NL__2PRFIN20110324_133147_000000473100_00398_47395_1812.N1	24-MAR-2011 13:31:47	Straylight	47.000	123	lot Cen	2.7500	10200.	94	47395	No

220	GOM_NL__2PRFIN20110324_133700_000000513100_00398_47395_1813.N1	24-MAR-2011 13:37:00	Straylight	51.000	106	9Bet Crv	2.6480	5600.0	102	47395	No
221	GOM_NL__2PRFIN20110324_133905_000000473100_00398_47395_1814.N1	24-MAR-2011 13:39:05	Twilight_and_stray	47.000	100	4Gam Crv	2.5800	13100.	94	47395	No
222	GOM_NL__2PRFIN20110324_134438_000000503100_00398_47395_1815.N1	24-MAR-2011 13:44:38	Bright	49.500	121	29Gam Vir	2.7400	7200.0	99	47395	No
223	GOM_NL__2PRFIN20110324_134916_000000423100_00398_47395_1816.N1	24-MAR-2011 13:49:16	Bright	41.500	62	94Bet Leo	2.1360	9700.0	83	47395	No
224	GOM_NL__2PRFIN20110324_135041_000000393100_00398_47395_1817.N1	24-MAR-2011 13:50:41	Bright	38.500	96	68Del Leo	2.5600	9300.0	77	47395	No
225	GOM_NL__2PRFIN20110324_135735_000000373100_00398_47395_1818.N1	24-MAR-2011 13:57:35	Bright	36.500	174	52Psi UMa	3.0040	4400.0	73	47395	No
226	GOM_NL__2PRFIN20110324_140052_000000373100_00398_47395_1819.N1	24-MAR-2011 14:00:52	Bright	37.000	82	48Bet UMa	2.3650	10600.	74	47395	No
227	GOM_NL__2PRFIN20110324_140223_000000403100_00398_47395_1820.N1	24-MAR-2011 14:02:23	Bright	39.500	36	50Alp UMa	1.8000	6300.0	79	47395	No
228	GOM_NL__2PRFIN20110324_140357_000000453100_00398_47395_1821.N1	24-MAR-2011 14:03:57	Bright	45.000	55	79Zet UMa	2.0600	10200.	90	47395	No
229	GOM_NL__2PRFIN20110324_140905_000000383100_00398_47395_1822.N1	24-MAR-2011 14:09:05	Bright	37.500	60	7Bet UMi	2.0810	3950.0	75	47395	No
230	GOM_NL__2PRFIN20110324_141232_000000493100_00398_47395_1823.N1	24-MAR-2011 14:12:32	Bright	48.500	119	14Eta Dra	2.7270	4700.0	97	47395	No
231	GOM_NL__2PRFIN20110324_141757_000000373100_00398_47395_1824.N1	24-MAR-2011 14:17:57	Bright	37.000	89	5Alp Cep	2.4510	8000.0	74	47395	No
232	GOM_NL__2PRFIN20110324_142305_000000403100_00398_47395_1825.N1	24-MAR-2011 14:23:05	Bright	40.000	19	50Alp Cyg	1.2460	10500.	80	47395	No
233	GOM_NL__2PRFIN20110324_142441_000000443100_00398_47395_1826.N1	24-MAR-2011 14:24:41	Bright	43.500	66	37Gam Cyg	2.2080	5900.0	87	47395	No
234	GOM_NL__2PRFIN20110324_142633_000000393100_00398_47395_1827.N1	24-MAR-2011 14:26:33	Bright	38.500	92	53Eps Cyg	2.5000	4500.0	77	47395	No
235	GOM_NL__2PRFIN20110324_143538_000000623100_00398_47395_1828.N1	24-MAR-2011 14:35:38	Twilight_and_stray	61.500	11	53Alp Aql	0.76500	8000.0	123	47395	No
236	GOM_NL__2PRFIN20110324_144640_000000503100_00398_47395_1829.N1	24-MAR-2011 14:46:40	Dark	49.500	155	41Pi Sgr	2.9000	6600.0	99	47395	No
237	GOM_NL__2PRFIN20110324_144849_000000503100_00398_47395_1830.N1	24-MAR-2011 14:48:49	Dark	49.500	57	34Sig Sgr	2.0660	26000.	99	47395	No
238	GOM_NL__2PRFIN20110324_145224_000000503100_00398_47395_1831.N1	24-MAR-2011 14:52:24	Dark	50.000	38	20Eps Sgr	1.8360	11000.	100	47395	No
239	GOM_NL__2PRFIN20110324_145740_000000453100_00399_47396_1858.N1	24-MAR-2011 14:57:40	Dark	44.500	141	Bet Ara	2.8400	4600.0	89	47396	No
240	GOM_NL__2PRFIN20110324_150102_000000413100_00399_47396_1859.N1	24-MAR-2011 15:01:02	Dark	40.500	134	Bet TrA	2.8100	6600.0	81	47396	No
241	GOM_NL__2PRFIN20110324_150344_000000453100_00399_47396_1860.N1	24-MAR-2011 15:03:44	Dark	45.000	4	Alp1Cen	-0.010000	5800.0	90	47396	No
242	GOM_NL__2PRFIN20110324_150610_000000463100_00399_47396_1861.N1	24-MAR-2011 15:06:10	Straylight	45.500	78	Alp Lup	2.3040	28000.	91	47396	No
243	GOM_NL__2PRFIN20110324_150743_000000493100_00399_47396_1862.N1	24-MAR-2011 15:07:43	Straylight	49.000	81	Eta Cen	2.3560	28000.	98	47396	No
244	GOM_NL__2PRFIN20110324_151037_000000593100_00399_47396_1863.N1	24-MAR-2011 15:10:37	Straylight	59.000	54	5The Cen	2.0550	4500.0	118	47396	No
245	GOM_NL__2PRFIN20110324_151714_000000473100_00399_47396_1864.N1	24-MAR-2011 15:17:14	Straylight	47.000	106	9Bet Crv	2.6480	5600.0	94	47396	No
246	GOM_NL__2PRFIN20110324_151919_000000433100_00399_47396_1865.N1	24-MAR-2011 15:19:19	Twilight_and_stray	43.000	100	4Gam Crv	2.5800	13100.	86	47396	No
247	GOM_NL__2PRFIN20110324_152452_000000503100_00399_47396_1866.N1	24-MAR-2011 15:24:52	Bright	49.500	121	29Gam Vir	2.7400	7200.0	99	47396	No
248	GOM_NL__2PRFIN20110324_152929_000000423100_00399_47396_1867.N1	24-MAR-2011 15:29:29	Bright	42.000	62	94Bet Leo	2.1360	9700.0	84	47396	No
249	GOM_NL__2PRFIN20110324_153055_000000383100_00399_47396_1868.N1	24-MAR-2011 15:30:55	Bright	38.000	96	68Del Leo	2.5600	9300.0	76	47396	No
250	GOM_NL__2PRFIN20110324_153749_000000393100_00399_47396_1869.N1	24-MAR-2011 15:37:49	Bright	39.000	174	52Psi UMa	3.0040	4400.0	78	47396	No
251	GOM_NL__2PRFIN20110324_154106_000000383100_00399_47396_1870.N1	24-MAR-2011 15:41:06	Bright	37.500	82	48Bet UMa	2.3650	10600.	75	47396	No
252	GOM_NL__2PRFIN20110324_154237_000000383100_00399_47396_1871.N1	24-MAR-2011 15:42:37	Bright	38.000	36	50Alp UMa	1.8000	6300.0	76	47396	No
253	GOM_NL__2PRFIN20110324_154411_000000453100_00399_47396_1872.N1	24-MAR-2011 15:44:11	Bright	45.000	55	79Zet UMa	2.0600	10200.	90	47396	No
254	GOM_NL__2PRFIN20110324_154919_000000423100_00399_47396_1873.N1	24-MAR-2011 15:49:19	Bright	41.500	60	7Bet UMi	2.0810	3950.0	83	47396	No
255	GOM_NL__2PRFIN20110324_155245_000000513100_00399_47396_1874.N1	24-MAR-2011 15:52:45	Bright	50.500	119	14Eta Dra	2.7270	4700.0	101	47396	No
256	GOM_NL__2PRFIN20110324_155811_000000363100_00399_47396_1875.N1	24-MAR-2011 15:58:11	Bright	36.000	89	5Alp Cep	2.4510	8000.0	72	47396	No
257	GOM_NL__2PRFIN20110324_160319_000000383100_00399_47396_1876.N1	24-MAR-2011 16:03:19	Bright	38.000	19	50Alp Cyg	1.2460	10500.	76	47396	No
258	GOM_NL__2PRFIN20110324_160455_000000413100_00399_47396_1877.N1	24-MAR-2011 16:04:55	Bright	41.000	66	37Gam Cyg	2.2080	5900.0	82	47396	No
259	GOM_NL__2PRFIN20110324_160647_000000373100_00399_47396_1878.N1	24-MAR-2011 16:06:47	Bright	37.000	92	53Eps Cyg	2.5000	4500.0	74	47396	No
260	GOM_NL__2PRFIN20110324_161553_000000553100_00399_47396_1879.N1	24-MAR-2011 16:15:53	Twilight_and_stray	55.000	11	53Alp Aql	0.76500	8000.0	110	47396	No
261	GOM_NL__2PRFIN20110324_162655_000000523100_00399_47396_1880.N1	24-MAR-2011 16:26:55	Dark	51.500	155	41Pi Sgr	2.9000	6600.0	103	47396	No
262	GOM_NL__2PRFIN20110324_162904_000000513100_00399_47396_1881.N1	24-MAR-2011 16:29:04	Dark	50.500	57	34Sig Sgr	2.0660	26000.	101	47396	No
263	GOM_NL__2PRFIN20110324_163239_000000513100_00399_47396_1882.N1	24-MAR-2011 16:32:39	Dark	51.000	38	20Eps Sgr	1.8360	11000.	102	47396	No
264	GOM_NL__2PRFIN20110324_163755_000000443100_00400_47397_1881.N1	24-MAR-2011 16:37:55	Dark	44.000	141	Bet Ara	2.8400	4600.0	88	47397	No
265	GOM_NL__2PRFIN20110324_164117_000000403100_00400_47397_1882.N1	24-MAR-2011 16:41:17	Dark	40.000	134	Bet TrA	2.8100	6600.0	80	47397	No
266	GOM_NL__2PRFIN20110324_164359_000000573100_00400_47397_1883.N1	24-MAR-2011 16:43:59	Dark	56.500	4	Alp1Cen	-0.010000	5800.0	113	47397	No
267	GOM_NL__2PRFIN20110324_164624_000000473100_00400_47397_1884.N1	24-MAR-2011 16:46:24	Straylight	47.000	78	Alp Lup	2.3040	28000.	94	47397	No
268	GOM_NL__2PRFIN20110324_164757_000000543100_00400_47397_1885.N1	24-MAR-2011 16:47:57	Straylight	54.000	81	Eta Cen	2.3560	28000.	108	47397	No
269	GOM_NL__2PRFIN20110324_165052_000000593100_00400_47397_1886.N1	24-MAR-2011 16:50:52	Straylight	59.000	54	5The Cen	2.0550	4500.0	118	47397	No
270	GOM_NL__2PRFIN20110324_165728_000000503100_00400_47397_1887.N1	24-MAR-2011 16:57:28	Straylight	49.500	106	9Bet Crv	2.6480	5600.0	99	47397	No
271	GOM_NL__2PRFIN20110324_165933_000000493100_00400_47397_1888.N1	24-MAR-2011 16:59:33	Twilight_and_stray	48.500	100	4Gam Crv	2.5800	13100.	97	47397	No
272	GOM_NL__2PRFIN20110324_170506_000000503100_00400_47397_1889.N1	24-MAR-2011 17:05:06	Bright	50.000	121	29Gam Vir	2.7400	7200.0	100	47397	No
273	GOM_NL__2PRFIN20110324_170943_000000413100_00400_47397_1890.N1	24-MAR-2011 17:09:43	Bright	41.000	62	94Bet Leo	2.1360	9700.0	82	47397	No
274	GOM_NL__2PRFIN20110324_171109_000000373100_00400_47397_1891.N1	24-MAR-2011 17:11:09	Bright	37.000	96	68Del Leo	2.5600	9300.0	74	47397	No
275	GOM_NL__2PRFIN20110324_171803_000000373100_00400_47397_1892.N1	24-MAR-2011 17:18:03	Bright	36.500	174	52Psi UMa	3.0040	4400.0	73	47397	No
276	GOM_NL__2PRFIN20110324_172120_000000373100_00400_47397_1893.N1	24-MAR-2011 17:21:20	Bright	37.000	82	48Bet UMa	2.3650	10600.	74	47397	No
277	GOM_NL__2PRFIN20110324_172251_000000413100_00400_47397_1894.N1	24-MAR-2011 17:22:51	Bright	41.000	36	50Alp UMa	1.8000	6300.0	82	47397	No
278	GOM_NL__2PRFIN20110324_172424_000000673100_00400_47397_1895.N1	24-MAR-2011 17:24:24	Bright	67.000	55	79Zet UMa	2.0600	10200.	134	47397	No

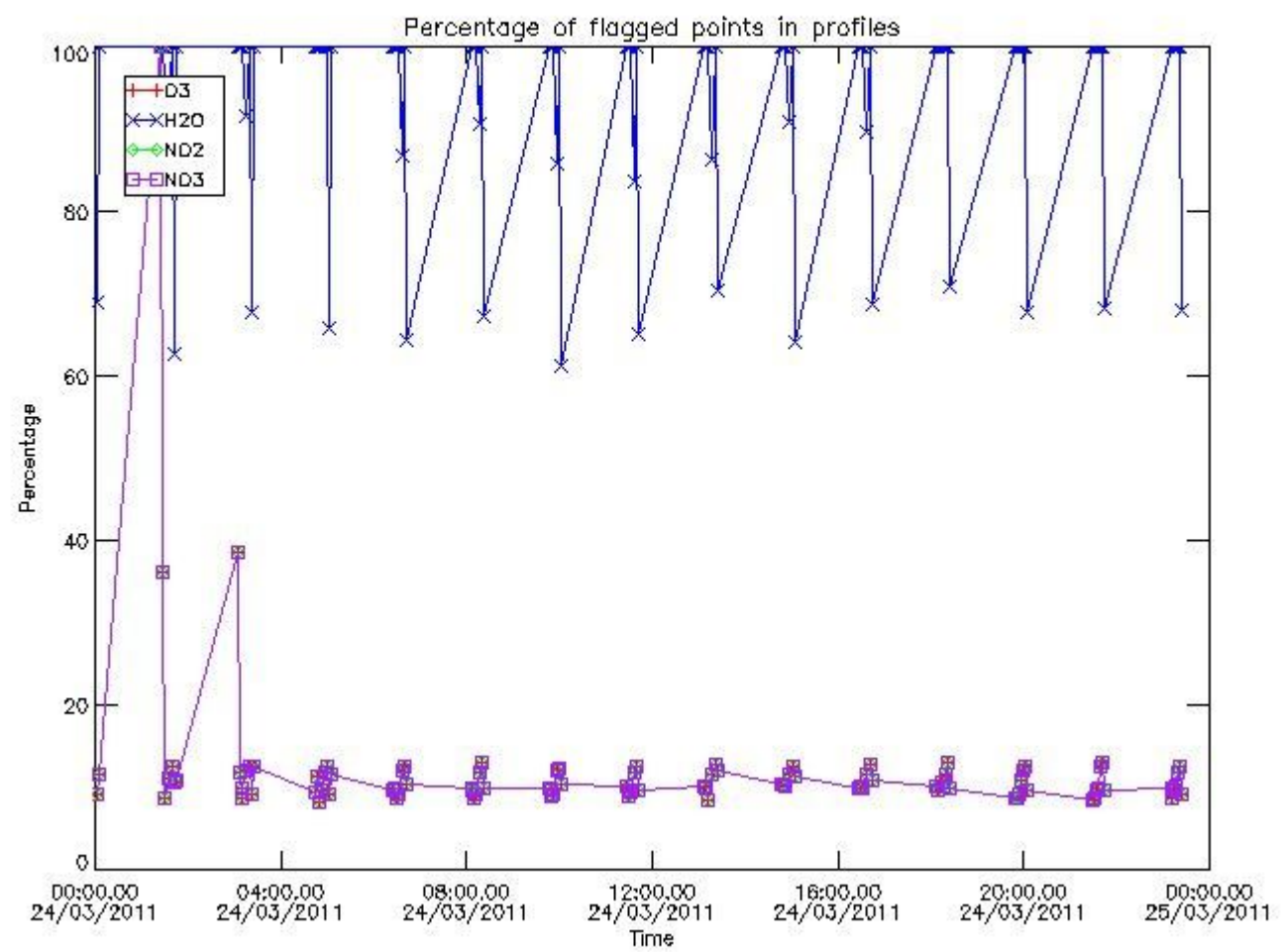
279	GOM_NL__2PRFIN20110324_172933_000000433100_00400_47397_1896.N1	24-MAR-2011 17:29:33	Bright	42.500	60	7Bet UMi	2.0810	3950.0	85	47397	No
280	GOM_NL__2PRFIN20110324_173258_000000493100_00400_47397_1897.N1	24-MAR-2011 17:32:58	Bright	48.500	119	14Eta Dra	2.7270	4700.0	97	47397	No
281	GOM_NL__2PRFIN20110324_173825_000000363100_00400_47397_1898.N1	24-MAR-2011 17:38:25	Bright	36.000	89	5Alp Cep	2.4510	8000.0	72	47397	No
282	GOM_NL__2PRFIN20110324_174333_000000403100_00400_47397_1899.N1	24-MAR-2011 17:43:33	Bright	40.000	19	50Alp Cyg	1.2460	10500.	80	47397	No
283	GOM_NL__2PRFIN20110324_174509_000000423100_00400_47397_1900.N1	24-MAR-2011 17:45:09	Bright	42.000	66	37Gam Cyg	2.2080	5900.0	84	47397	No
284	GOM_NL__2PRFIN20110324_174701_000000413100_00400_47397_1901.N1	24-MAR-2011 17:47:01	Bright	40.500	92	53Eps Cyg	2.5000	4500.0	81	47397	No
285	GOM_NL__2PRFIN20110324_175607_000000603100_00400_47397_1902.N1	24-MAR-2011 17:56:07	Tw_i_and_stray	60.000	11	53Alp Aql	0.76500	8000.0	120	47397	No
286	GOM_NL__2PRFIN20110324_180710_000000513100_00400_47397_1903.N1	24-MAR-2011 18:07:10	Dark	50.500	155	41Pi Sgr	2.9000	6600.0	101	47397	No
287	GOM_NL__2PRFIN20110324_180919_000000533100_00400_47397_1904.N1	24-MAR-2011 18:09:19	Dark	53.000	57	34Sig Sgr	2.0660	26000.	106	47397	No
288	GOM_NL__2PRFIN20110324_181254_000000533100_00400_47397_1905.N1	24-MAR-2011 18:12:54	Dark	53.000	38	20Eps Sgr	1.8360	11000.	106	47397	No
289	GOM_NL__2PRFIN20110324_181621_000000503100_00401_47398_1907.N1	24-MAR-2011 18:16:21	Dark	50.000	85	Kap Sco	2.4070	28000.	100	47398	No
290	GOM_NL__2PRFIN20110324_181810_000000453100_00401_47398_1908.N1	24-MAR-2011 18:18:10	Dark	44.500	141	Bet Ara	2.8400	4600.0	89	47398	No
291	GOM_NL__2PRFIN20110324_182132_000000403100_00401_47398_1909.N1	24-MAR-2011 18:21:32	Dark	39.500	134	Bet TrA	2.8100	6600.0	79	47398	No
292	GOM_NL__2PRFIN20110324_182413_000000573100_00401_47398_1910.N1	24-MAR-2011 18:24:13	Dark	57.000	4	Alp1Cen	-0.010000	5800.0	114	47398	No
293	GOM_NL__2PRFIN20110324_182639_000000463100_00401_47398_1911.N1	24-MAR-2011 18:26:39	Straylight	45.500	78	Alp Lup	2.3040	28000.	91	47398	No
294	GOM_NL__2PRFIN20110324_182812_000000483100_00401_47398_1912.N1	24-MAR-2011 18:28:12	Straylight	47.500	81	Eta Cen	2.3560	28000.	95	47398	No
295	GOM_NL__2PRFIN20110324_183107_000000583100_00401_47398_1913.N1	24-MAR-2011 18:31:07	Straylight	57.500	54	5The Cen	2.0550	4500.0	115	47398	No
296	GOM_NL__2PRFIN20110324_183742_000000473100_00401_47398_1914.N1	24-MAR-2011 18:37:42	Straylight	47.000	106	9Bet Crv	2.6480	5600.0	94	47398	No
297	GOM_NL__2PRFIN20110324_183947_000000453100_00401_47398_1915.N1	24-MAR-2011 18:39:47	Tw_i_and_stray	44.500	100	4Gam Crv	2.5800	13100.	89	47398	No
298	GOM_NL__2PRFIN20110324_184520_000000513100_00401_47398_1916.N1	24-MAR-2011 18:45:20	Bright	50.500	121	29Gam Vir	2.7400	7200.0	101	47398	No
299	GOM_NL__2PRFIN20110324_184957_000000423100_00401_47398_1917.N1	24-MAR-2011 18:49:57	Bright	42.000	62	94Bet Leo	2.1360	9700.0	84	47398	No
300	GOM_NL__2PRFIN20110324_185123_000000423100_00401_47398_1918.N1	24-MAR-2011 18:51:23	Bright	41.500	96	68Del Leo	2.5600	9300.0	83	47398	No
301	GOM_NL__2PRFIN20110324_185817_000000553100_00401_47398_1919.N1	24-MAR-2011 18:58:17	Bright	55.000	174	52Psi UMa	3.0040	4400.0	110	47398	No
302	GOM_NL__2PRFIN20110324_190134_000000543100_00401_47398_1920.N1	24-MAR-2011 19:01:34	Bright	54.000	82	48Bet UMa	2.3650	10600.	108	47398	No
303	GOM_NL__2PRFIN20110324_190305_000000393100_00401_47398_1921.N1	24-MAR-2011 19:03:05	Bright	39.000	36	50Alp UMa	1.8000	6300.0	78	47398	No
304	GOM_NL__2PRFIN20110324_190437_000000473100_00401_47398_1922.N1	24-MAR-2011 19:04:37	Bright	46.500	55	79Zet UMa	2.0600	10200.	93	47398	No
305	GOM_NL__2PRFIN20110324_190946_000000413100_00401_47398_1923.N1	24-MAR-2011 19:09:46	Bright	40.500	60	7Bet UMi	2.0810	3950.0	81	47398	No
306	GOM_NL__2PRFIN20110324_191312_000000493100_00401_47398_1924.N1	24-MAR-2011 19:13:12	Bright	49.000	119	14Eta Dra	2.7270	4700.0	98	47398	No
307	GOM_NL__2PRFIN20110324_191839_000000383100_00401_47398_1925.N1	24-MAR-2011 19:18:39	Bright	37.500	89	5Alp Cep	2.4510	8000.0	75	47398	No
308	GOM_NL__2PRFIN20110324_192347_000000393100_00401_47398_1926.N1	24-MAR-2011 19:23:47	Bright	38.500	19	50Alp Cyg	1.2460	10500.	77	47398	No
309	GOM_NL__2PRFIN20110324_192523_000000453100_00401_47398_1927.N1	24-MAR-2011 19:25:23	Bright	44.500	66	37Gam Cyg	2.2080	5900.0	89	47398	No
310	GOM_NL__2PRFIN20110324_192715_000000413100_00401_47398_1928.N1	24-MAR-2011 19:27:15	Bright	40.500	92	53Eps Cyg	2.5000	4500.0	81	47398	No
311	GOM_NL__2PRFIN20110324_193622_000000643100_00401_47398_1929.N1	24-MAR-2011 19:36:22	Tw_i_and_stray	63.500	11	53Alp Aql	0.76500	8000.0	127	47398	No
312	GOM_NL__2PRFIN20110324_194934_000000583100_00401_47398_1930.N1	24-MAR-2011 19:49:34	Dark	58.000	57	34Sig Sgr	2.0660	26000.	116	47398	No
313	GOM_NL__2PRFIN20110324_195128_000000603100_00401_47398_1931.N1	24-MAR-2011 19:51:28	Dark	59.500	137	22Lam Sgr	2.8240	4400.0	119	47398	No
314	GOM_NL__2PRFIN20110324_195309_000000553100_00401_47398_1932.N1	24-MAR-2011 19:53:09	Dark	55.000	38	20Eps Sgr	1.8360	11000.	110	47398	No
315	GOM_NL__2PRFIN20110324_195636_000000523100_00402_47399_1936.N1	24-MAR-2011 19:56:36	Dark	51.500	85	Kap Sco	2.4070	28000.	103	47399	No
316	GOM_NL__2PRFIN20110324_195825_000000433100_00402_47399_1937.N1	24-MAR-2011 19:58:25	Dark	42.500	141	Bet Ara	2.8400	4600.0	85	47399	No
317	GOM_NL__2PRFIN20110324_200146_000000413100_00402_47399_1938.N1	24-MAR-2011 20:01:46	Dark	40.500	134	Bet TrA	2.8100	6600.0	81	47399	No
318	GOM_NL__2PRFIN20110324_200428_000000533100_00402_47399_1939.N1	24-MAR-2011 20:04:28	Dark	53.000	4	Alp1Cen	-0.010000	5800.0	106	47399	No
319	GOM_NL__2PRFIN20110324_200654_000000473100_00402_47399_1940.N1	24-MAR-2011 20:06:54	Straylight	47.000	78	Alp Lup	2.3040	28000.	94	47399	No
320	GOM_NL__2PRFIN20110324_200827_000000523100_00402_47399_1941.N1	24-MAR-2011 20:08:27	Straylight	51.500	81	Eta Cen	2.3560	28000.	103	47399	No
321	GOM_NL__2PRFIN20110324_201121_000000573100_00402_47399_1942.N1	24-MAR-2011 20:11:21	Straylight	57.000	54	5The Cen	2.0550	4500.0	114	47399	No
322	GOM_NL__2PRFIN20110324_201757_000000493100_00402_47399_1943.N1	24-MAR-2011 20:17:57	Straylight	49.000	106	9Bet Crv	2.6480	5600.0	98	47399	No
323	GOM_NL__2PRFIN20110324_202001_000000463100_00402_47399_1944.N1	24-MAR-2011 20:20:01	Tw_i_and_stray	46.000	100	4Gam Crv	2.5800	13100.	92	47399	No
324	GOM_NL__2PRFIN20110324_202534_000000503100_00402_47399_1945.N1	24-MAR-2011 20:25:34	Bright	50.000	121	29Gam Vir	2.7400	7200.0	100	47399	No
325	GOM_NL__2PRFIN20110324_203011_000000423100_00402_47399_1946.N1	24-MAR-2011 20:30:11	Bright	42.000	62	94Bet Leo	2.1360	9700.0	84	47399	No
326	GOM_NL__2PRFIN20110324_203137_000000373100_00402_47399_1947.N1	24-MAR-2011 20:31:37	Bright	36.500	96	68Del Leo	2.5600	9300.0	73	47399	No
327	GOM_NL__2PRFIN20110324_203831_000000373100_00402_47399_1948.N1	24-MAR-2011 20:38:31	Bright	36.500	174	52Psi UMa	3.0040	4400.0	73	47399	No
328	GOM_NL__2PRFIN20110324_204148_000000393100_00402_47399_1949.N1	24-MAR-2011 20:41:48	Bright	38.500	82	48Bet UMa	2.3650	10600.	77	47399	No
329	GOM_NL__2PRFIN20110324_204319_000000393100_00402_47399_1950.N1	24-MAR-2011 20:43:19	Bright	38.500	36	50Alp UMa	1.8000	6300.0	77	47399	No
330	GOM_NL__2PRFIN20110324_204451_000000453100_00402_47399_1951.N1	24-MAR-2011 20:44:51	Bright	44.500	55	79Zet UMa	2.0600	10200.	89	47399	No
331	GOM_NL__2PRFIN20110324_205000_000000413100_00402_47399_1952.N1	24-MAR-2011 20:50:00	Bright	40.500	60	7Bet UMi	2.0810	3950.0	81	47399	No
332	GOM_NL__2PRFIN20110324_205325_000000483100_00402_47399_1953.N1	24-MAR-2011 20:53:25	Bright	48.000	119	14Eta Dra	2.7270	4700.0	96	47399	No
333	GOM_NL__2PRFIN20110324_205853_000000543100_00402_47399_1954.N1	24-MAR-2011 20:58:53	Bright	54.000	89	5Alp Cep	2.4510	8000.0	108	47399	No
334	GOM_NL__2PRFIN20110324_210401_000000403100_00402_47399_1955.N1	24-MAR-2011 21:04:01	Bright	39.500	19	50Alp Cyg	1.2460	10500.	79	47399	No
335	GOM_NL__2PRFIN20110324_210537_000000403100_00402_47399_1956.N1	24-MAR-2011 21:05:37	Bright	40.000	66	37Gam Cyg	2.2080	5900.0	80	47399	No
336	GOM_NL__2PRFIN20110324_210729_000000393100_00402_47399_1957.N1	24-MAR-2011 21:07:29	Bright	38.500	92	53Eps Cyg	2.5000	4500.0	77	47399	No
337	GOM_NL__2PRFIN20110324_211636_000000583100_00402_47399_1958.N1	24-MAR-2011 21:16:36	Tw_i_and_stray	58.000	11	53Alp Aql	0.76500	8000.0	116	47399	No

338	GOM_NL__2PRFIN20110324_212950_000000613100_00402_47399_1959.N1	24-MAR-2011 21:29:50	Dark	60.500	57	34Sig Sgr	2.0660	26000.	121	47399	No
339	GOM_NL__2PRFIN20110324_213143_000000603100_00402_47399_1960.N1	24-MAR-2011 21:31:43	Dark	59.500	137	22Lam Sgr	2.8240	4400.0	119	47399	No
340	GOM_NL__2PRFIN20110324_213325_000000533100_00402_47399_1961.N1	24-MAR-2011 21:33:25	Dark	53.000	38	20Eps Sgr	1.8360	11000.	106	47399	No
341	GOM_NL__2PRFIN20110324_213651_000000513100_00403_47400_1968.N1	24-MAR-2011 21:36:51	Dark	51.000	85	Kap Sco	2.4070	28000.	102	47400	No
342	GOM_NL__2PRFIN20110324_213839_000000413100_00403_47400_1969.N1	24-MAR-2011 21:38:39	Dark	40.500	141	Bet Ara	2.8400	4600.0	81	47400	No
343	GOM_NL__2PRFIN20110324_214201_000000403100_00403_47400_1970.N1	24-MAR-2011 21:42:01	Dark	39.500	134	Bet TrA	2.8100	6600.0	79	47400	No
344	GOM_NL__2PRFIN20110324_214442_000000533100_00403_47400_1971.N1	24-MAR-2011 21:44:42	Dark	52.500	4	Alp1Cen	-0.010000	5800.0	105	47400	No
345	GOM_NL__2PRFIN20110324_214708_000000473100_00403_47400_1972.N1	24-MAR-2011 21:47:08	Straylight	46.500	78	Alp Lup	2.3040	28000.	93	47400	No
346	GOM_NL__2PRFIN20110324_214842_000000503100_00403_47400_1973.N1	24-MAR-2011 21:48:42	Straylight	49.500	81	Eta Cen	2.3560	28000.	99	47400	No
347	GOM_NL__2PRFIN20110324_215136_000000563100_00403_47400_1974.N1	24-MAR-2011 21:51:36	Straylight	55.500	54	5The Cen	2.0550	4500.0	111	47400	No
348	GOM_NL__2PRFIN20110324_215811_000000493100_00403_47400_1975.N1	24-MAR-2011 21:58:11	Straylight	49.000	106	9Bet Crv	2.6480	5600.0	98	47400	No
349	GOM_NL__2PRFIN20110324_220016_000000493100_00403_47400_1976.N1	24-MAR-2011 22:00:16	Tw_i_and_stray	48.500	100	4Gam Crv	2.5800	13100.	97	47400	No
350	GOM_NL__2PRFIN20110324_220548_000000503100_00403_47400_1977.N1	24-MAR-2011 22:05:48	Bright	50.000	121	29Gam Vir	2.7400	7200.0	100	47400	No
351	GOM_NL__2PRFIN20110324_221024_000000423100_00403_47400_1978.N1	24-MAR-2011 22:10:24	Bright	41.500	62	94Bet Leo	2.1360	9700.0	83	47400	No
352	GOM_NL__2PRFIN20110324_221151_000000393100_00403_47400_1979.N1	24-MAR-2011 22:11:51	Bright	38.500	96	68Del Leo	2.5600	9300.0	77	47400	No
353	GOM_NL__2PRFIN20110324_221845_000000373100_00403_47400_1980.N1	24-MAR-2011 22:18:45	Bright	37.000	174	52Psi UMa	3.0040	4400.0	74	47400	No
354	GOM_NL__2PRFIN20110324_222202_000000373100_00403_47400_1981.N1	24-MAR-2011 22:22:02	Bright	36.500	82	48Bet UMa	2.3650	10600.	73	47400	No
355	GOM_NL__2PRFIN20110324_222333_000000403100_00403_47400_1982.N1	24-MAR-2011 22:23:33	Bright	39.500	36	50Alp UMa	1.8000	6300.0	79	47400	No
356	GOM_NL__2PRFIN20110324_222504_000000453100_00403_47400_1983.N1	24-MAR-2011 22:25:04	Bright	45.000	55	79Zet UMa	2.0600	10200.	90	47400	No
357	GOM_NL__2PRFIN20110324_223014_000000383100_00403_47400_1984.N1	24-MAR-2011 22:30:14	Bright	37.500	60	7Bet UMi	2.0810	3950.0	75	47400	No
358	GOM_NL__2PRFIN20110324_223338_000000493100_00403_47400_1985.N1	24-MAR-2011 22:33:38	Bright	49.000	119	14Eta Dra	2.7270	4700.0	98	47400	No
359	GOM_NL__2PRFIN20110324_223907_000000373100_00403_47400_1986.N1	24-MAR-2011 22:39:07	Bright	36.500	89	5Alp Cep	2.4510	8000.0	73	47400	No
360	GOM_NL__2PRFIN20110324_224415_000000393100_00403_47400_1987.N1	24-MAR-2011 22:44:15	Bright	39.000	19	50Alp Cyg	1.2460	10500.	78	47400	No
361	GOM_NL__2PRFIN20110324_224551_000000413100_00403_47400_1988.N1	24-MAR-2011 22:45:51	Bright	40.500	66	37Gam Cyg	2.2080	5900.0	81	47400	No
362	GOM_NL__2PRFIN20110324_224743_000000393100_00403_47400_1989.N1	24-MAR-2011 22:47:43	Bright	38.500	92	53Eps Cyg	2.5000	4500.0	77	47400	No
363	GOM_NL__2PRFIN20110324_225651_000000683100_00403_47400_1990.N1	24-MAR-2011 22:56:51	Tw_i_and_stray	68.000	11	53Alp Aql	0.76500	8000.0	136	47400	No
364	GOM_NL__2PRFIN20110324_231004_000000523100_00403_47400_1991.N1	24-MAR-2011 23:10:04	Dark	52.000	57	34Sig Sgr	2.0660	26000.	104	47400	No
365	GOM_NL__2PRFIN20110324_231159_000000713100_00403_47400_1992.N1	24-MAR-2011 23:11:59	Dark	71.000	137	22Lam Sgr	2.8240	4400.0	142	47400	No
366	GOM_NL__2PRFIN20110324_231340_000000533100_00403_47400_1993.N1	24-MAR-2011 23:13:40	Dark	52.500	38	20Eps Sgr	1.8360	11000.	105	47400	No
367	GOM_NL__2PRFIN20110324_231706_000000513100_00404_47401_2022.N1	24-MAR-2011 23:17:06	Dark	50.500	85	Kap Sco	2.4070	28000.	101	47401	No
368	GOM_NL__2PRFIN20110324_231854_000000443100_00404_47401_2023.N1	24-MAR-2011 23:18:54	Dark	43.500	141	Bet Ara	2.8400	4600.0	87	47401	No
369	GOM_NL__2PRFIN20110324_232215_000000413100_00404_47401_2024.N1	24-MAR-2011 23:22:15	Dark	41.000	134	Bet TrA	2.8100	6600.0	82	47401	No
370	GOM_NL__2PRFIN20110324_232457_000000553100_00404_47401_2025.N1	24-MAR-2011 23:24:57	Dark	55.000	4	Alp1Cen	-0.010000	5800.0	110	47401	No
371	GOM_NL__2PRFIN20110324_232723_000000493100_00404_47401_2026.N1	24-MAR-2011 23:27:23	Straylight	48.500	78	Alp Lup	2.3040	28000.	97	47401	No
372	GOM_NL__2PRFIN20110324_232856_000000523100_00404_47401_2027.N1	24-MAR-2011 23:28:56	Straylight	52.000	81	Eta Cen	2.3560	28000.	104	47401	No
373	GOM_NL__2PRFIN20110324_233150_000000593100_00404_47401_2028.N1	24-MAR-2011 23:31:50	Straylight	59.000	54	5The Cen	2.0550	4500.0	118	47401	No
374	GOM_NL__2PRFIN20110324_233825_000000463100_00404_47401_2029.N1	24-MAR-2011 23:38:25	Straylight	46.000	106	9Bet Crv	2.6480	5600.0	92	47401	No
375	GOM_NL__2PRFIN20110324_234030_000000483100_00404_47401_2030.N1	24-MAR-2011 23:40:30	Tw_i_and_stray	47.500	100	4Gam Crv	2.5800	13100.	95	47401	No
376	GOM_NL__2PRFIN20110324_234601_000000483100_00404_47401_2031.N1	24-MAR-2011 23:46:01	Bright	48.000	121	29Gam Vir	2.7400	7200.0	96	47401	No
377	GOM_NL__2PRFIN20110324_235038_000000413100_00404_47401_2032.N1	24-MAR-2011 23:50:38	Bright	41.000	62	94Bet Leo	2.1360	9700.0	82	47401	No
378	GOM_NL__2PRFIN20110324_235205_000000393100_00404_47401_2033.N1	24-MAR-2011 23:52:05	Bright	38.500	96	68Del Leo	2.5600	9300.0	77	47401	No
379	GOM_NL__2PRFIN20110324_235858_000000373100_00404_47401_2034.N1	24-MAR-2011 23:58:58	Bright	37.000	174	52Psi UMa	3.0040	4400.0	74	47401	No

### 3. Quality information per product

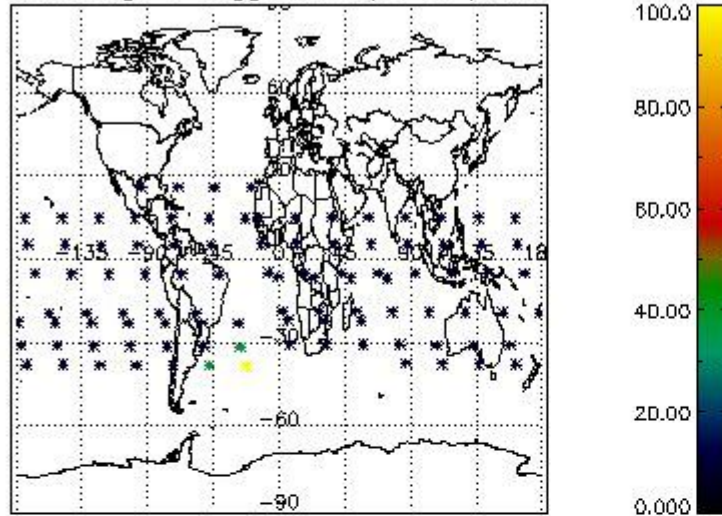
In this section it is plotted some information contained in the Quality Summary data set of the level 2 products. Only products in dark limb conditions and without errors (error flag in the MPH set to "0") are used.

#### 3.1 Plot quality information per product (time dependant)

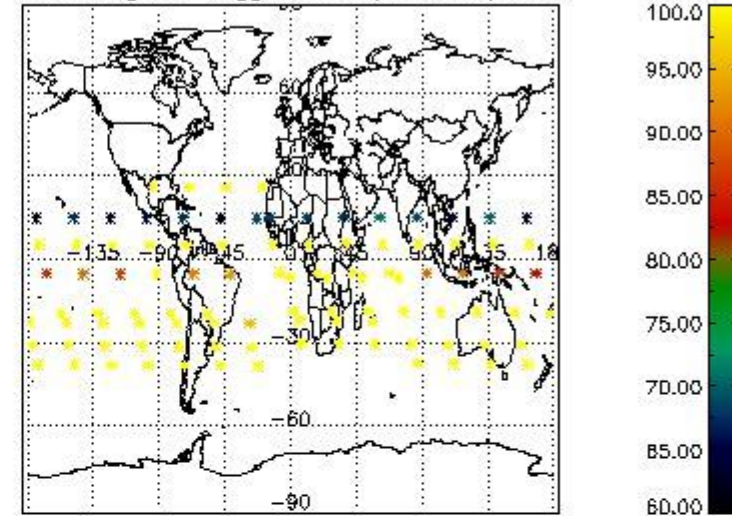


3.2 Plot quality information per product (world map)

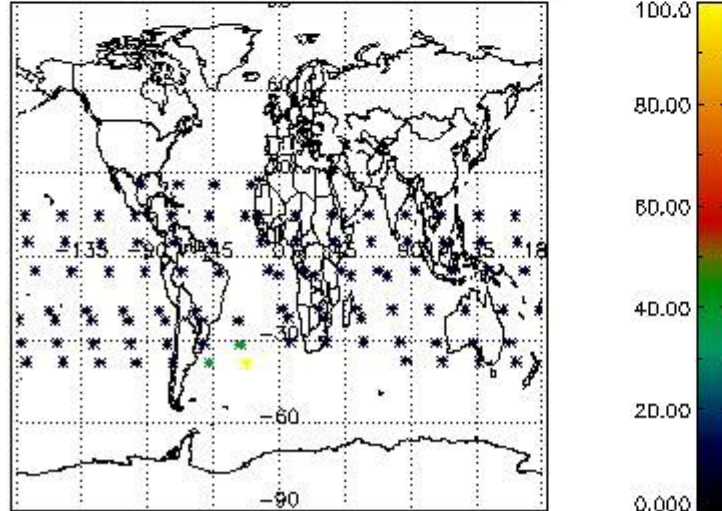
Percentage of flagged data per O3 profile



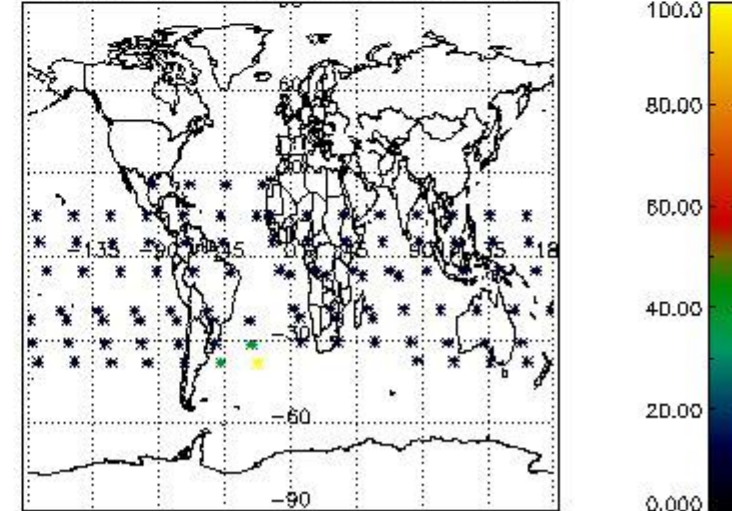
Percentage of flagged data per H2O profile



Percentage of flagged data per NO2 profile



Percentage of flagged data per NO3 profile

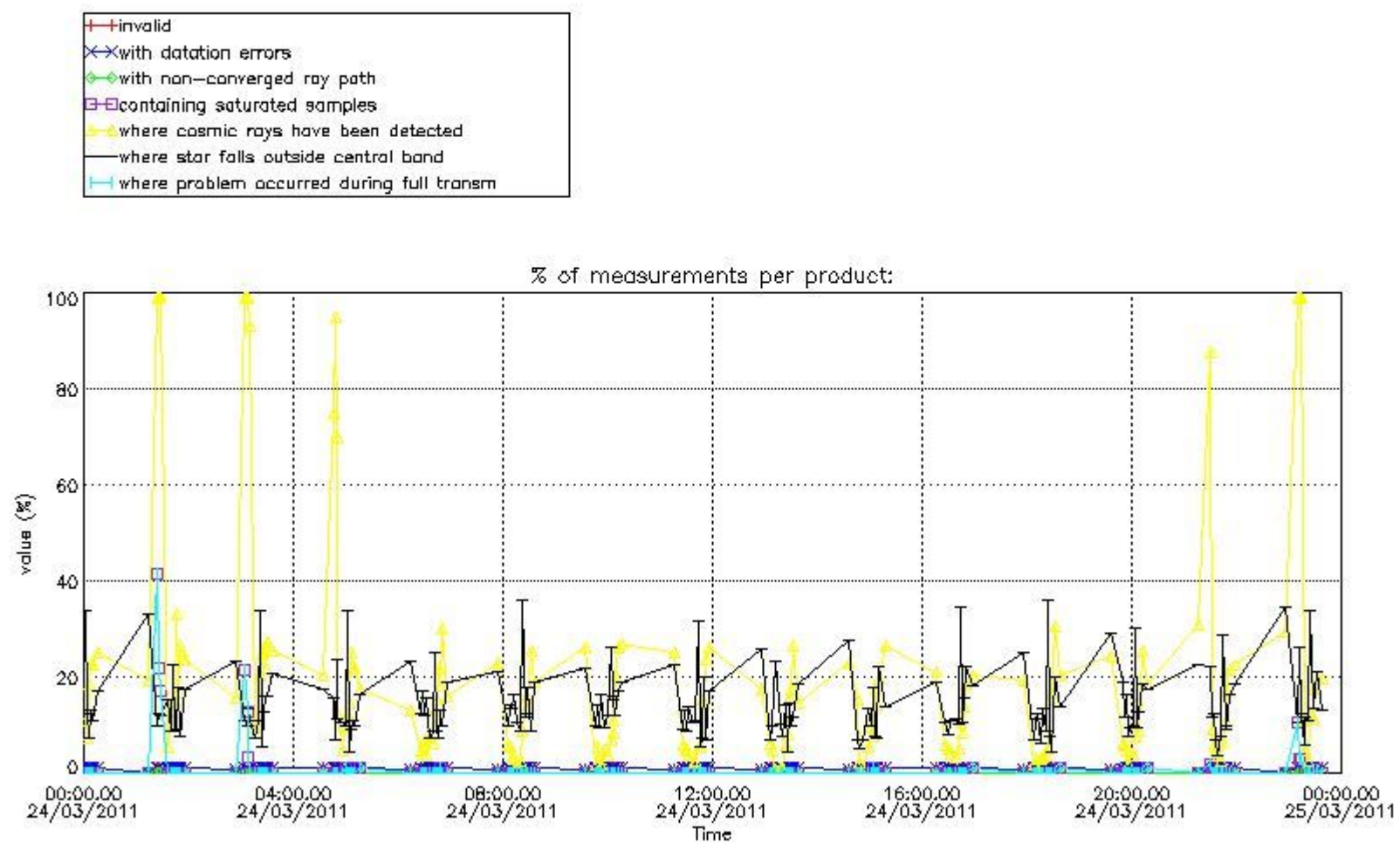


#### 4. Level 1 quality information per product

In this section it is plotted some information contained in the Quality Summary data set of the level 2 products that comes from the level 1b processing. Products without errors (error flag in the MPH set to "0") are used.

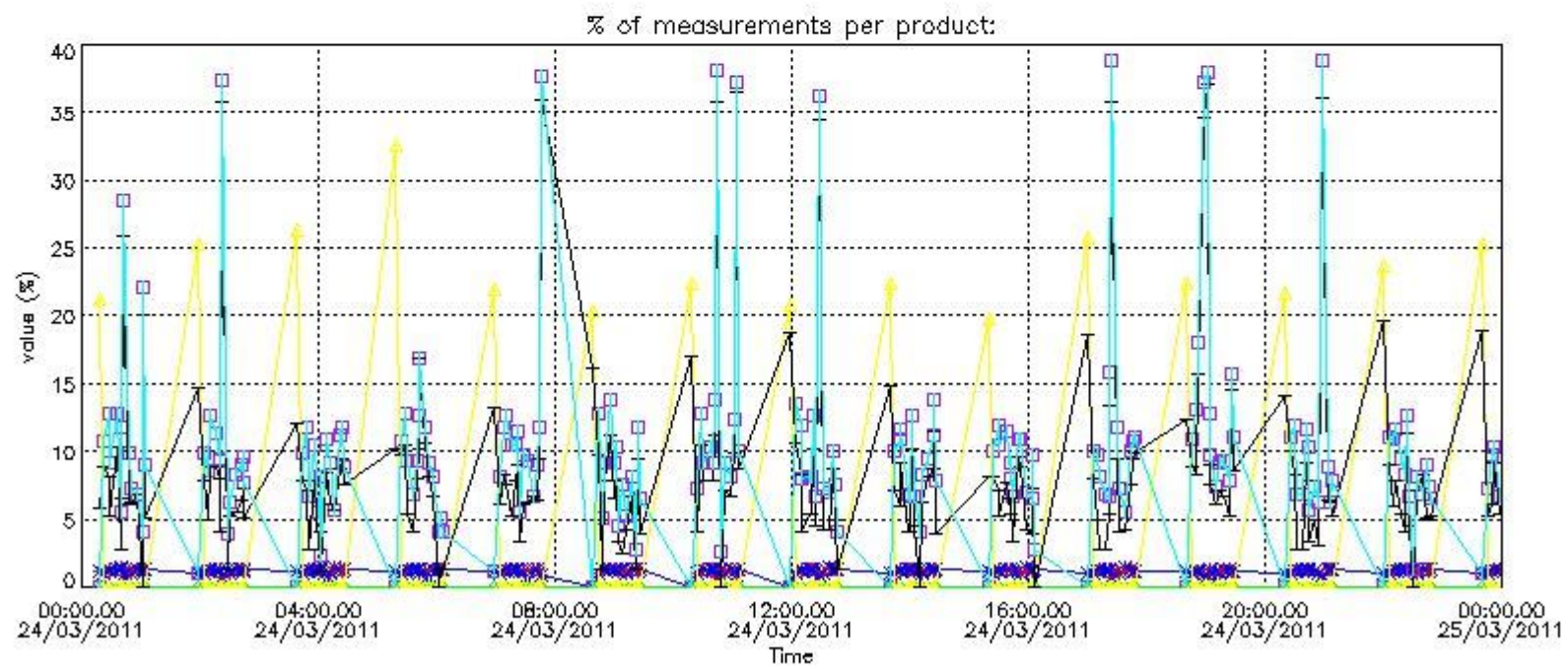
##### 4.1 Plot quality information per product (time dependant) coming from level 1b processing

###### 4.1.1 Plot level 1 quality information per product (time dependant): ENVISAT ASCENDING passes



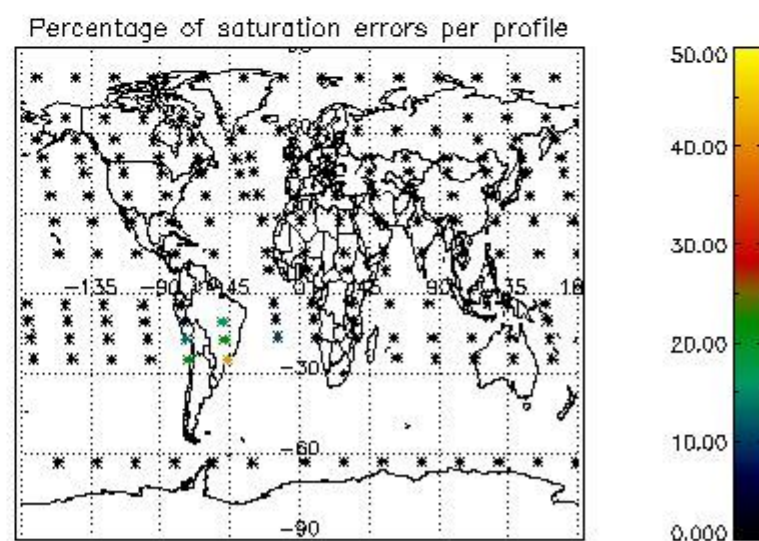
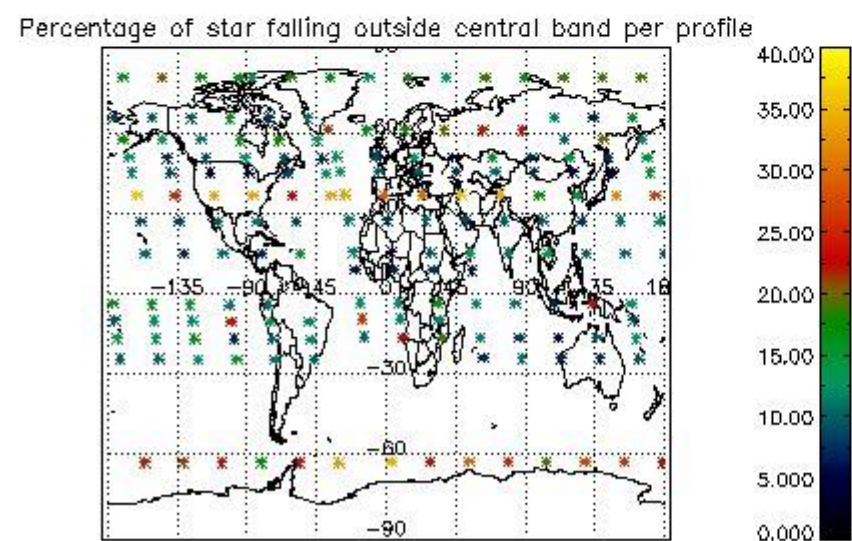
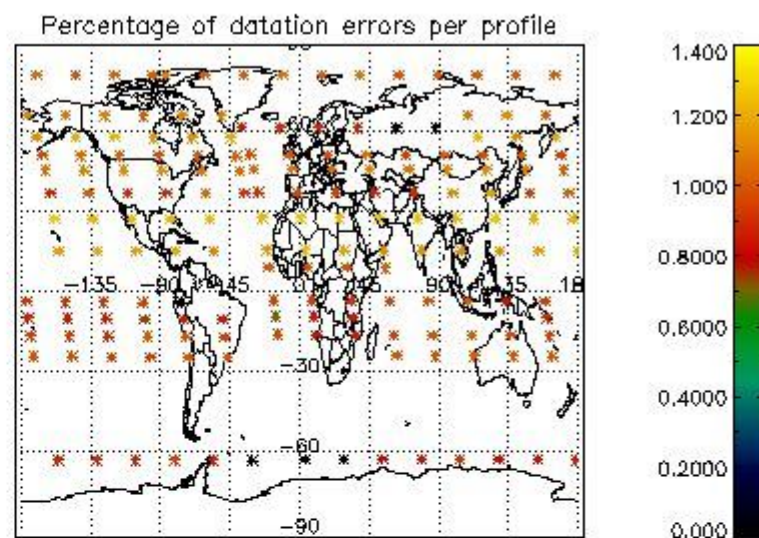
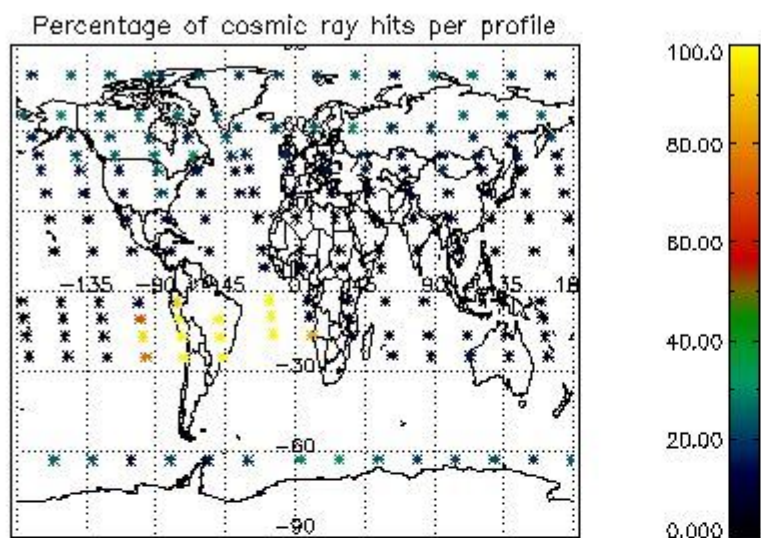
4.1.2 Plot level 1 quality information per product (time dependant): ENVI SAT DESCENDING passes



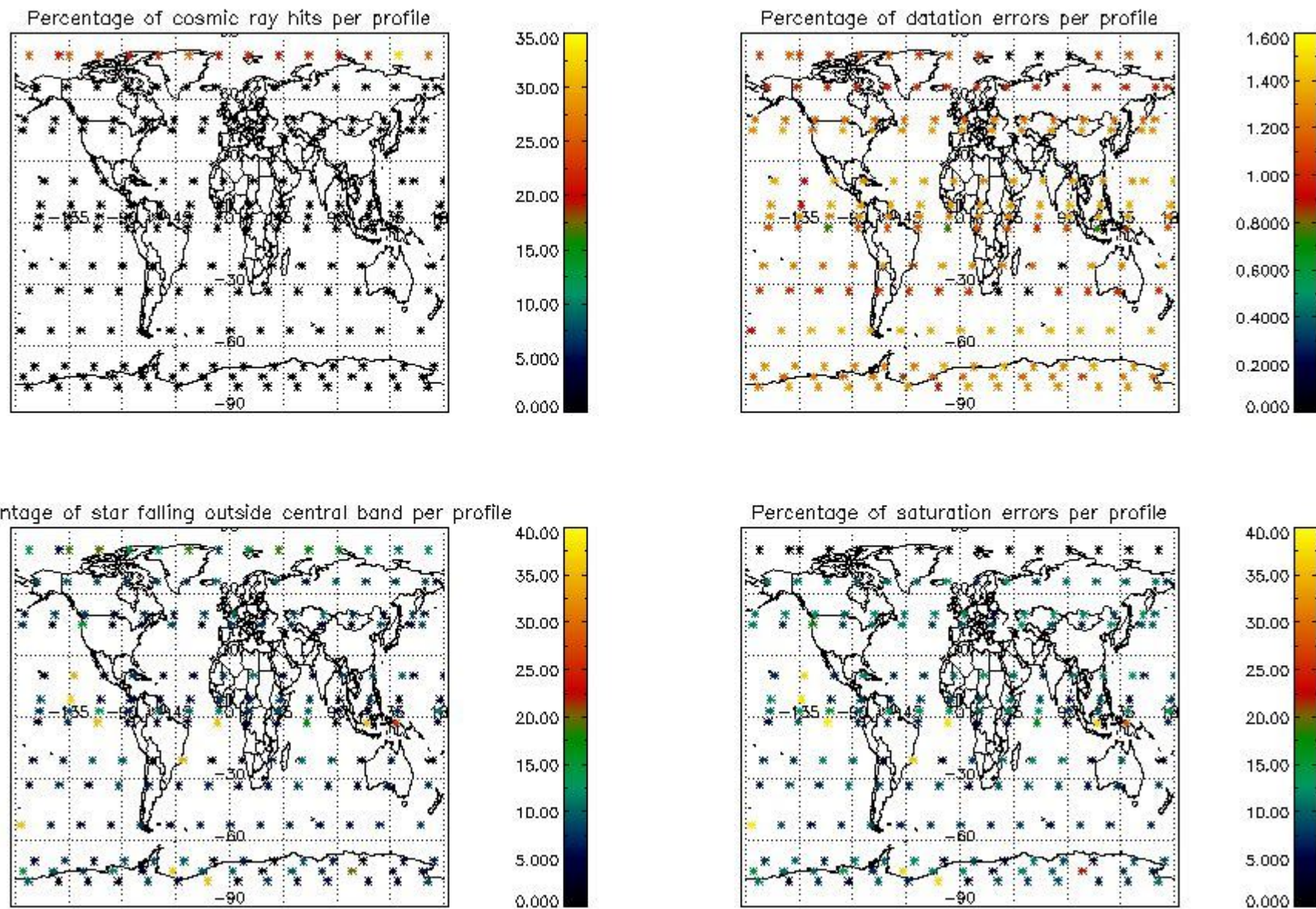


*4.2 Plot quality information per product coming from level 1b processing (world map)*

*4.2.1 Plot level 1 quality information per product (world map): ENVISAT ASCENDING passes*



4.2.2 Plot level 1 quality information per product (world map): ENVISAT DESCENDING passes



## 5. Trace gas profiles

### 5.1 Ozone statistics based on quality of products

The final quality of the products can be "measured" using the STD (Standard Deviation) attached to every point profile. This information is written to the parameter GOM\_NL\_\_2P/NL\_LOCAL\_SPECIES\_DENSITY/o3\_std of the level 2 products. The table below shows the statistics for given STD ranges.

The statistics are given with respect to the overall valid production:

- Products without fatal errors: GOM\_NL\_\_2P/MPH/PRODUCT\_ERR=0
- Valid point profile: GOM\_NL\_\_2P/NL\_LOCAL\_SPECIES\_DENSITY/pcd(0)=0

The 'Criteria' is applied to valid points of dark limb products:

- Products in dark limb illumination condition: GOM\_NL\_\_2P/NL\_SUMMARY\_QUALITY/obs\_ill\_cond=0
- Products without fatal errors: GOM\_NL\_\_2P/MPH/PRODUCT\_ERR=0
- Valid point profile: GOM\_NL\_\_2P/NL\_LOCAL\_SPECIES\_DENSITY/pcd(0)=0

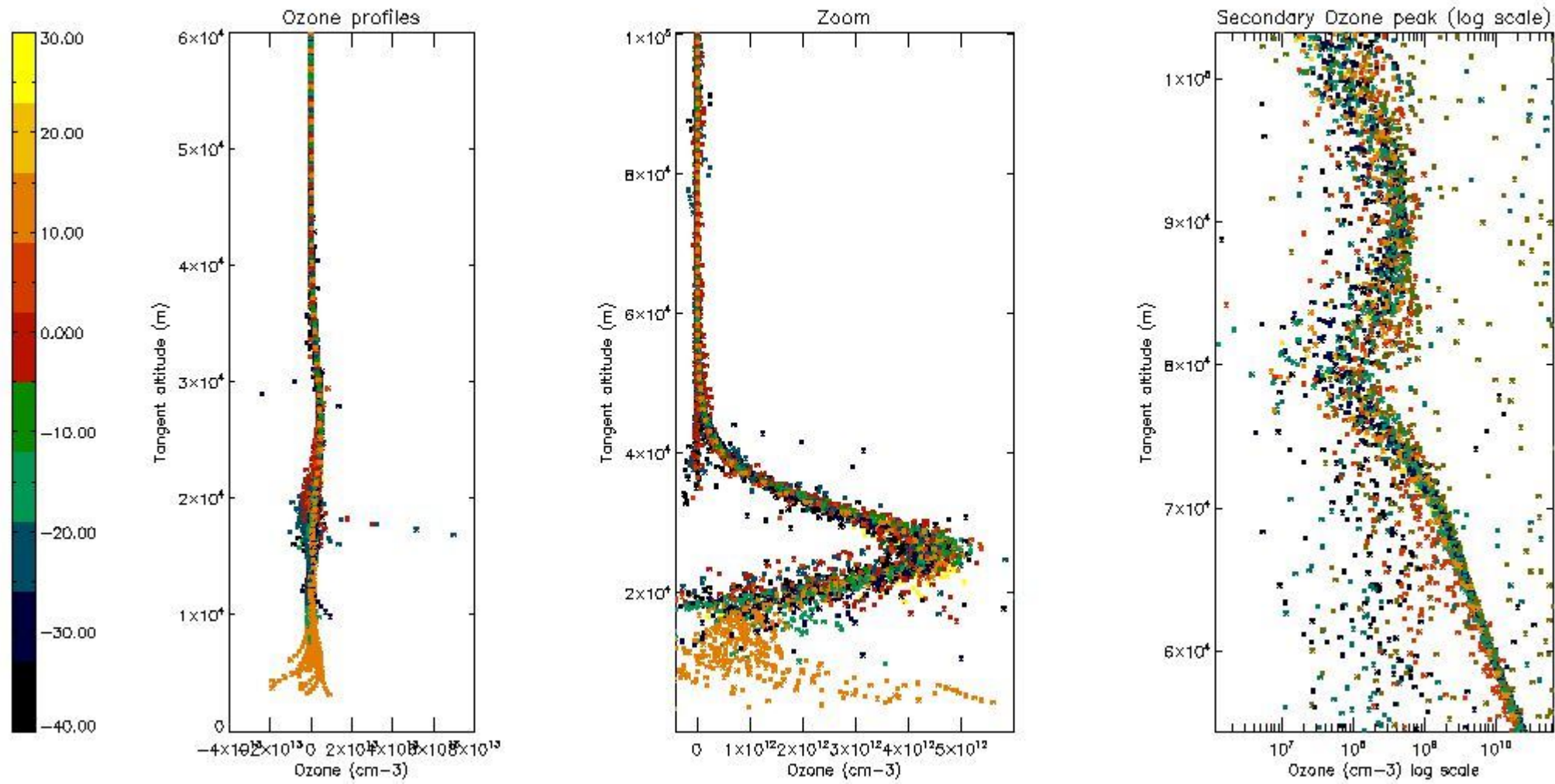
So, the table below shows the percentage of dark limb and valid observations for each criteria with respect to the overall valid daily observations.

Criteria	% of total production
All STD	29
STD < 20	12

STD < 10	9
STD < 5	6

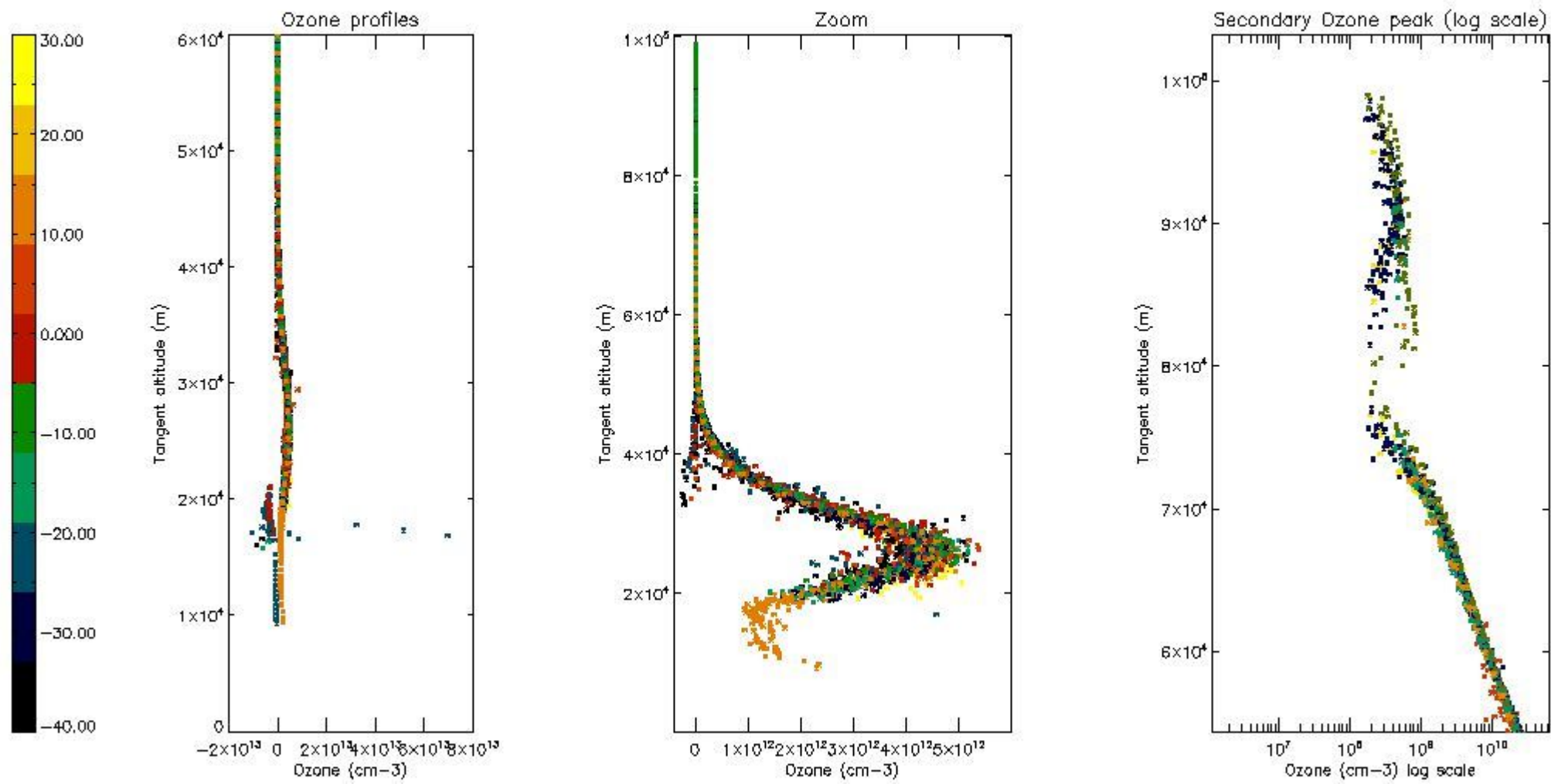
5.2 Plot ozone profiles for all STD (dark without errors)

The colorbar represents the latitude.



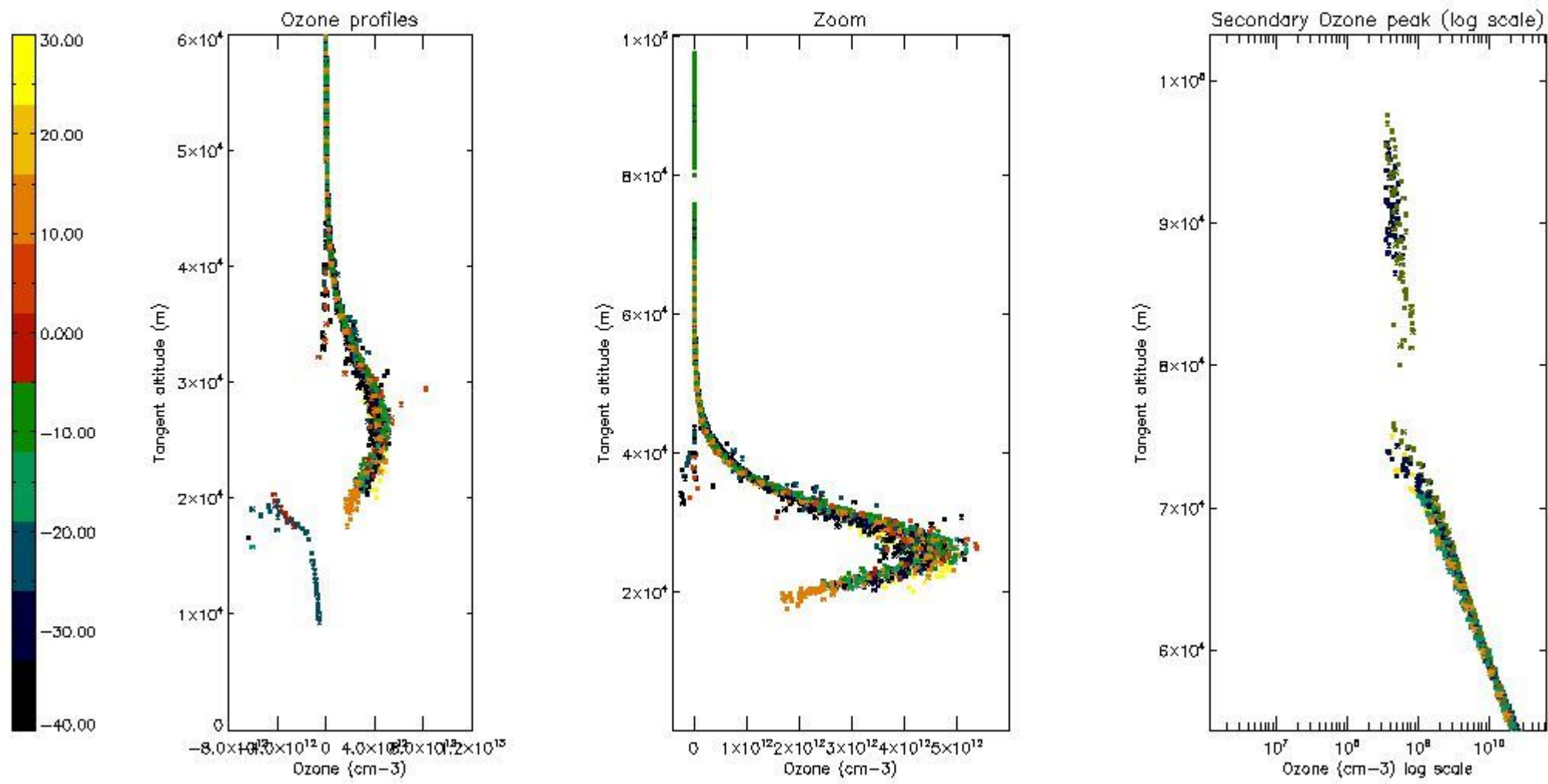
5.3 Plot ozone profiles where STD < 20% (dark without errors)

The colorbar represents the latitude.



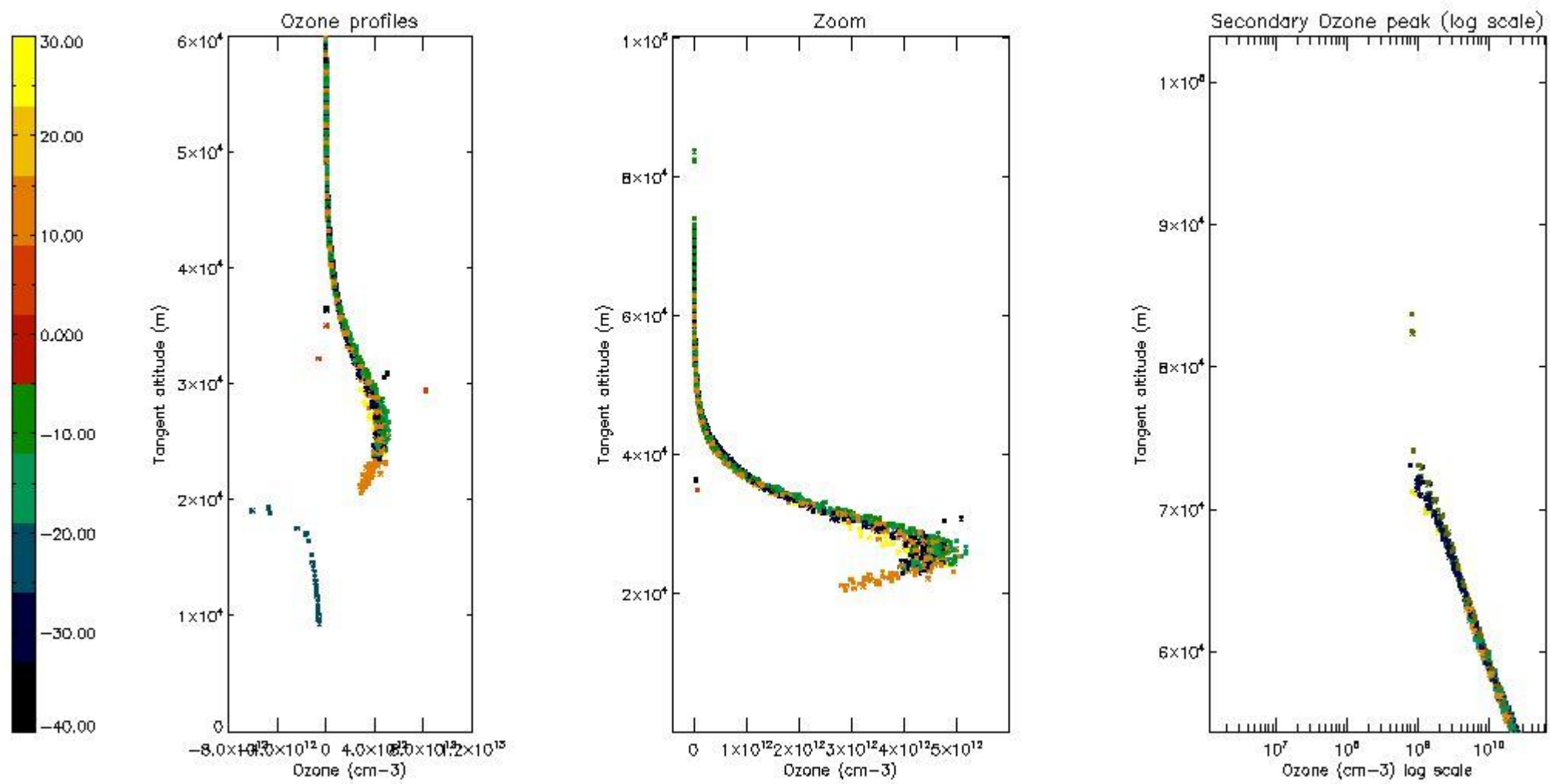
5.4 Plot ozone profiles where  $STD < 10\%$  (dark without errors)

The colorbar represents the latitude.



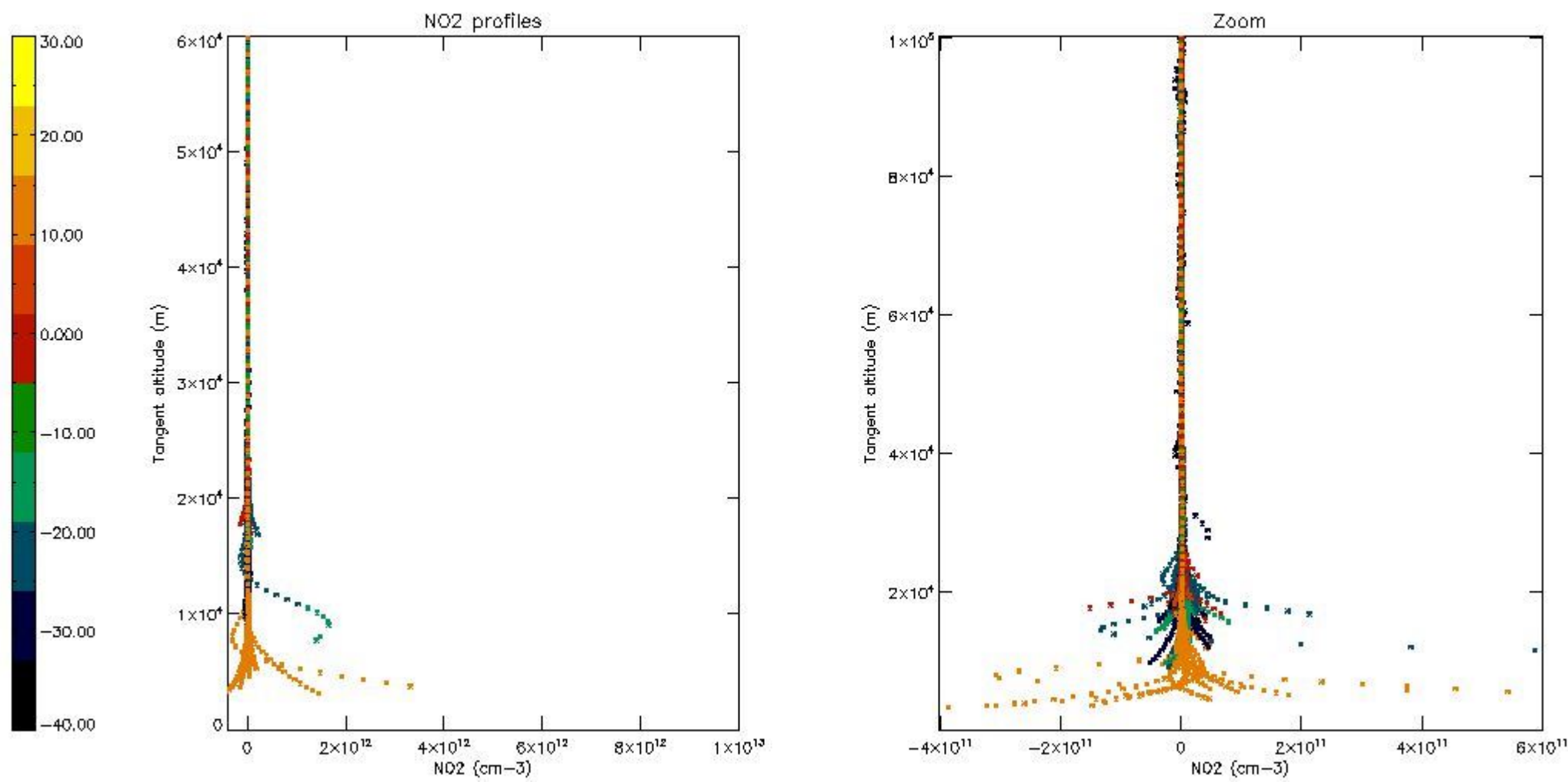
*5.5 Plot ozone profiles where STD < 5% (dark without errors)*

The colorbar represents the latitude.



*5.6 Plot NO<sub>2</sub> profiles for all STD (dark without errors)*

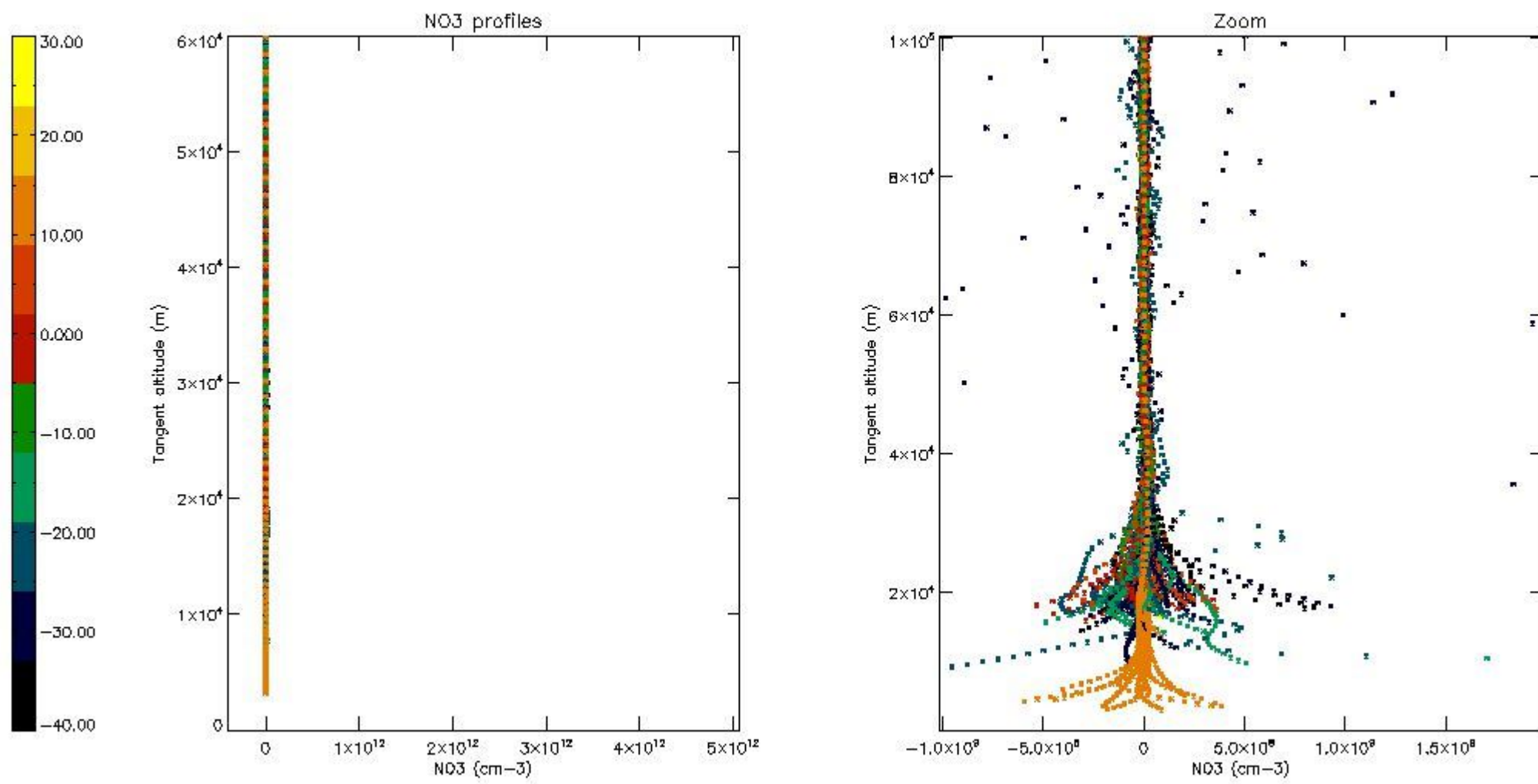
The colorbar represents the latitude.



*5.7 Plot NO3 profiles for all STD (dark without errors)*

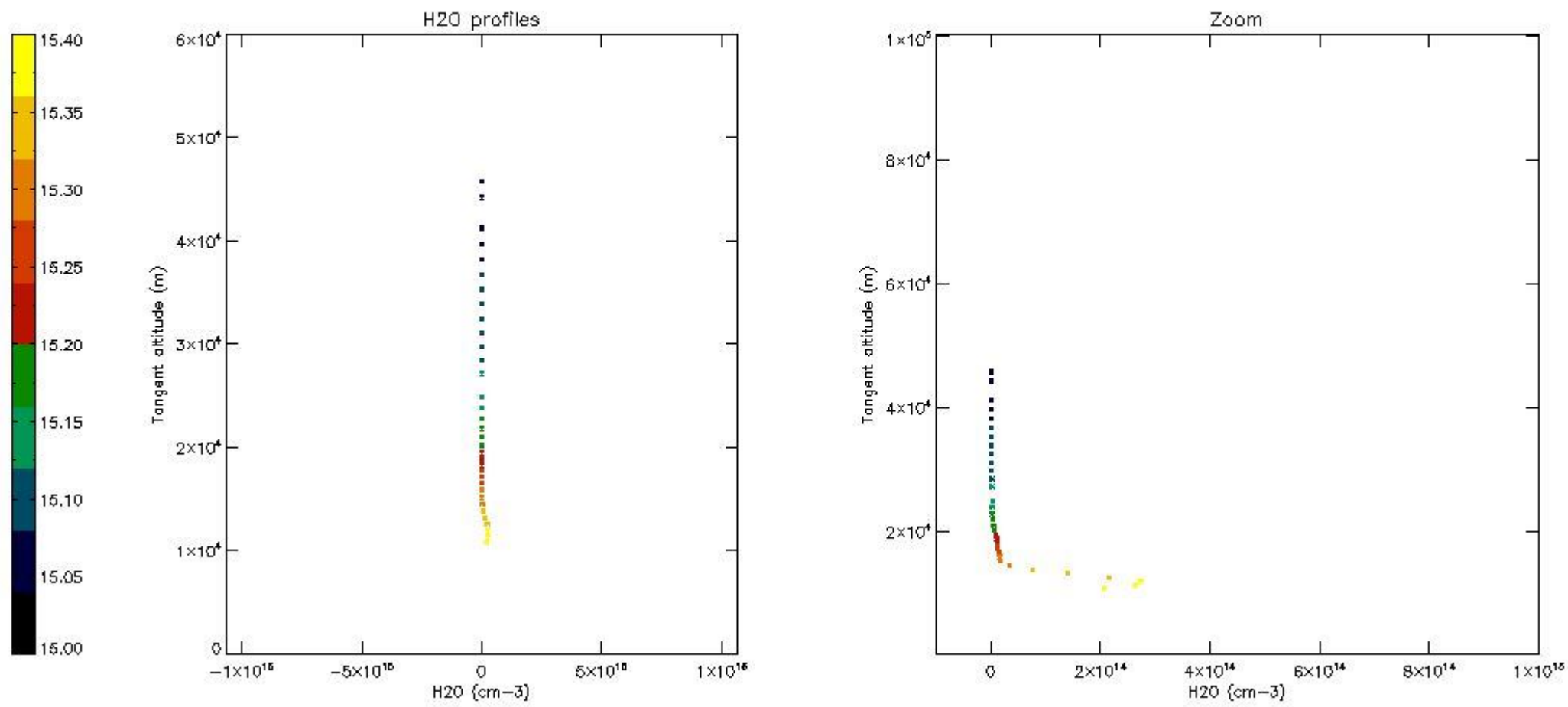
The colorbar represents the latitude.





5.8 Plot H2O profiles for all STD (only for occultations of stars 1,2,3,4,13,14,16,26,63 dark without errors)

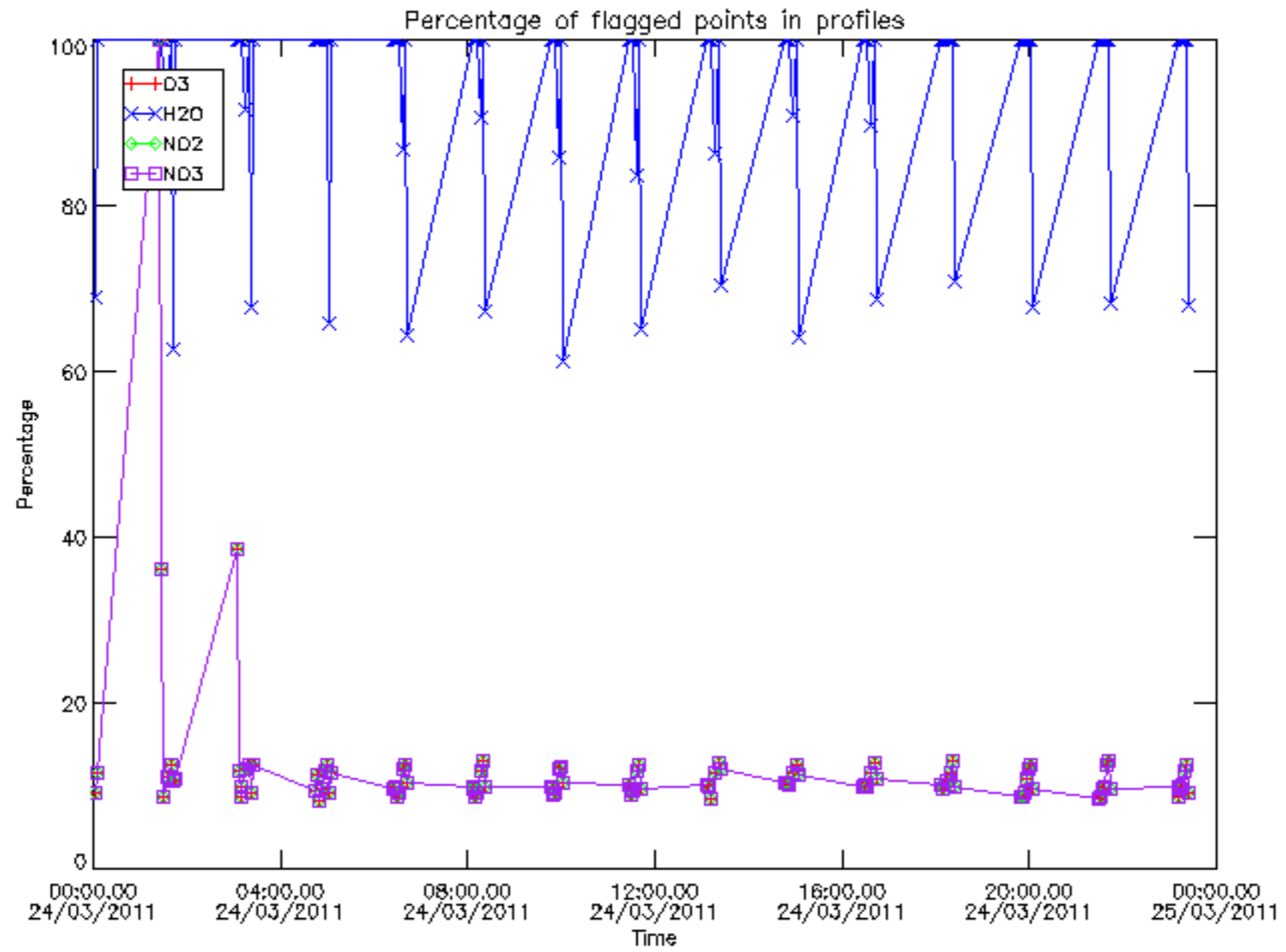
The colorbar represents the latitude.



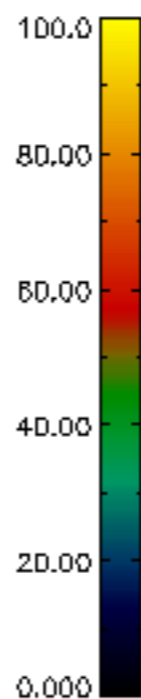
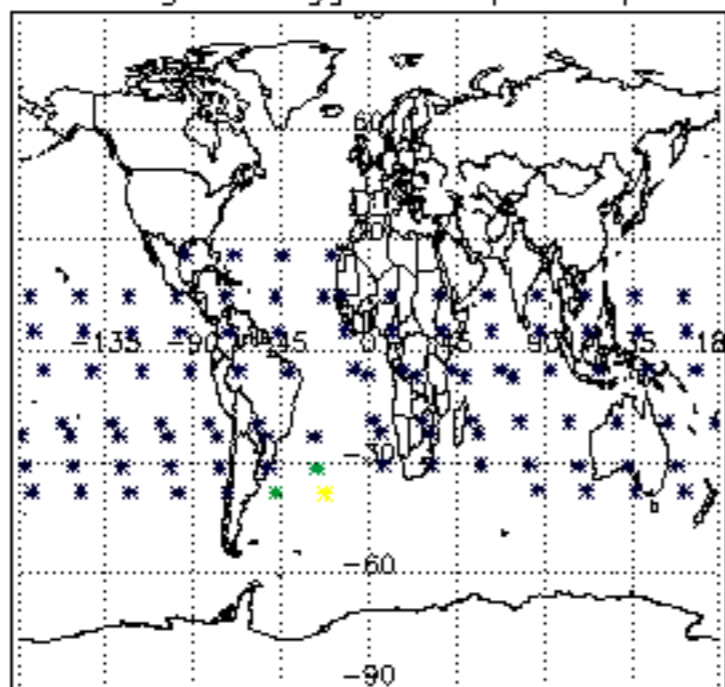
## 6. Auxiliary Data Files used for the production reported in section 2

The number reported in the third column indicates since which file (see list in section 2) the corresponding auxiliary file has been used. The fourth column is the date of those product files.

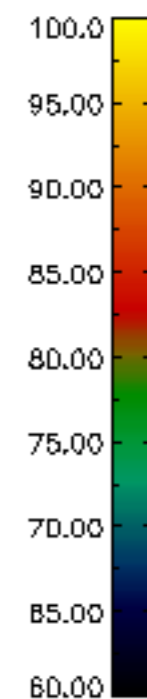
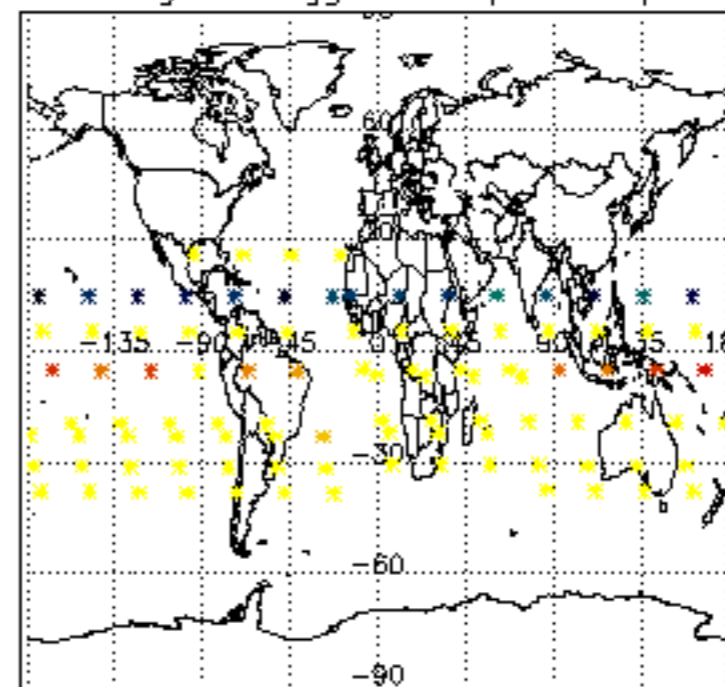
Type	Auxiliary Filename	Used since product	Used since product date
INST_PHYS_CHARACTERISTICS	GOM_INS_AXVIEC20091111_143220_20030716_120000_20500101_000000	1	24-MAR-2011 00:01:33
LEVEL-2_PROC_CONFIG	GOM_PR2_AXVIEC20091111_152718_20020301_000000_20500101_000000	1	24-MAR-2011 00:01:33
CROSS_SECTIONS_FILE	GOM_CRS_AXVIEC20091111_154832_20020301_000000_20500101_000000	1	24-MAR-2011 00:01:33



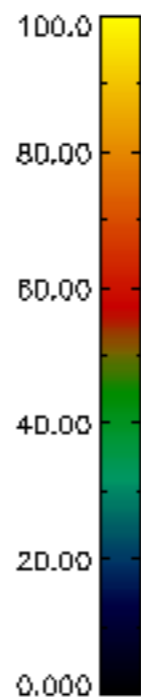
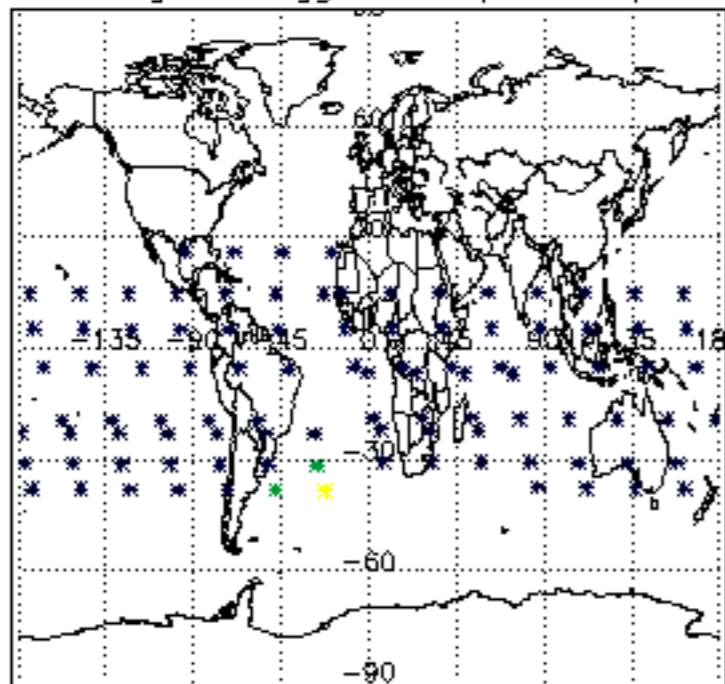
Percentage of flagged data per D3 profile



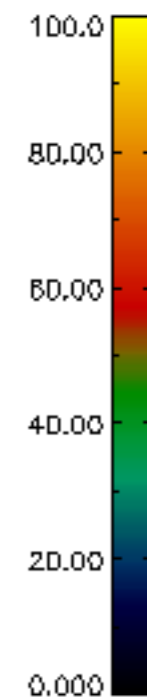
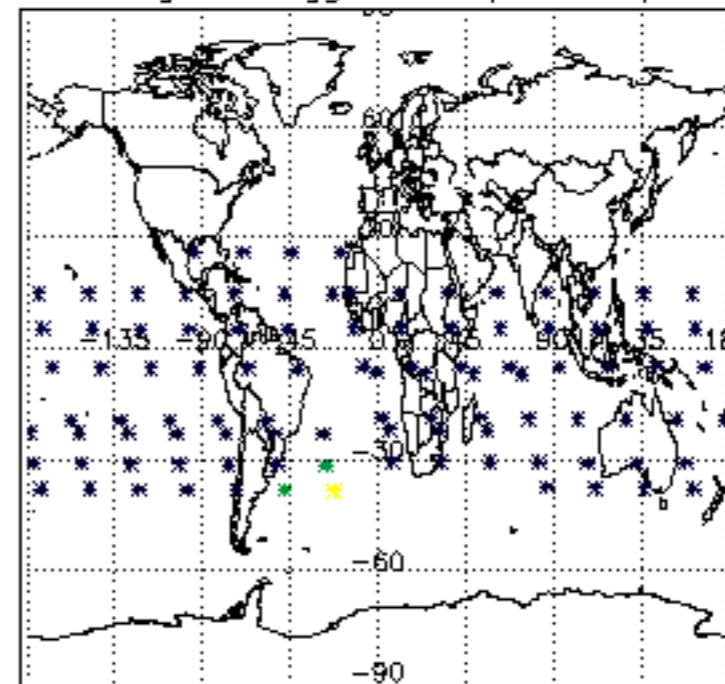
Percentage of flagged data per H2O profile

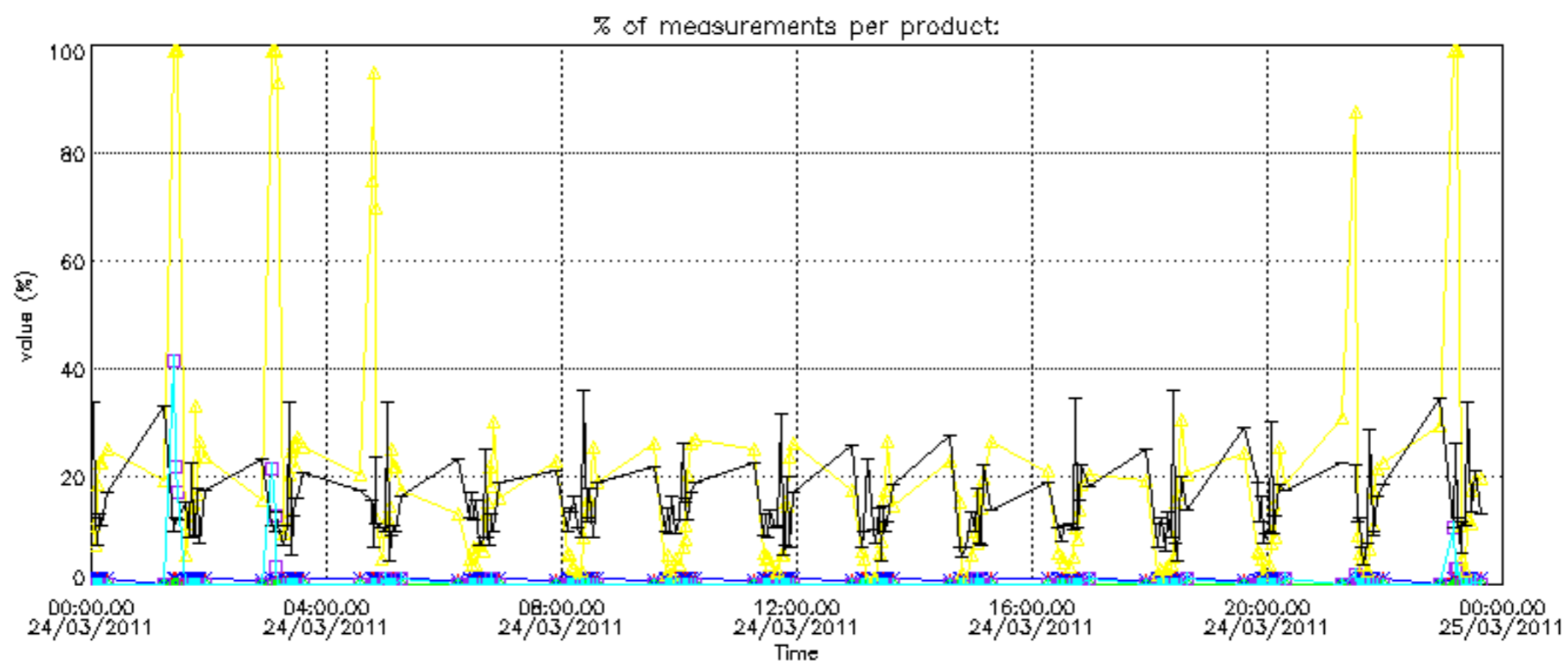
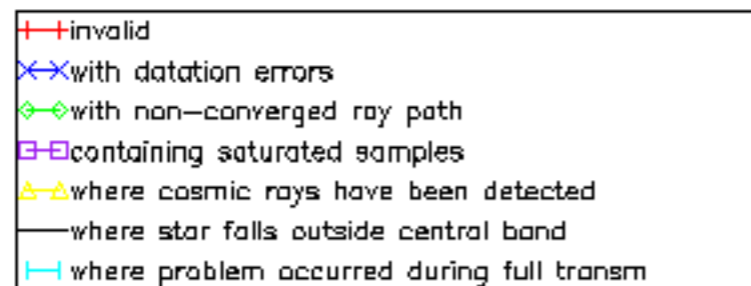


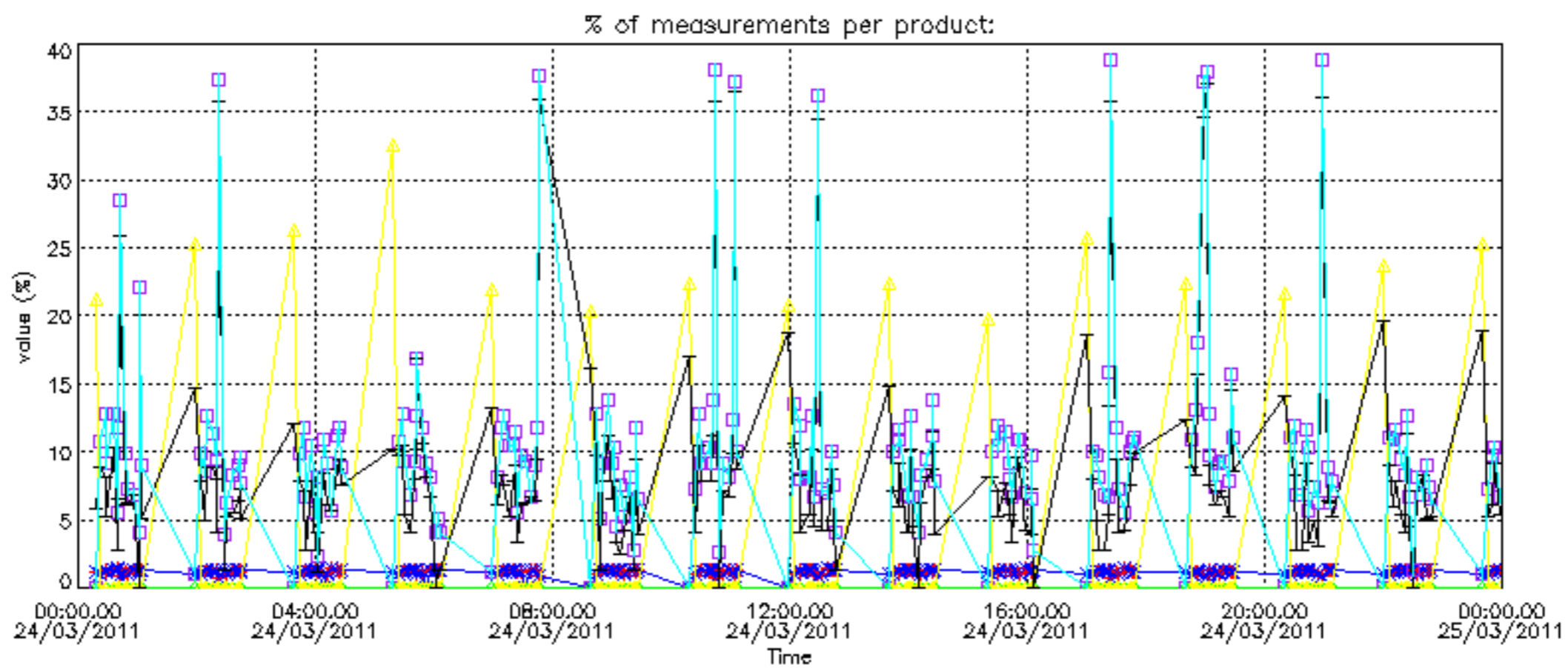
Percentage of flagged data per NO2 profile



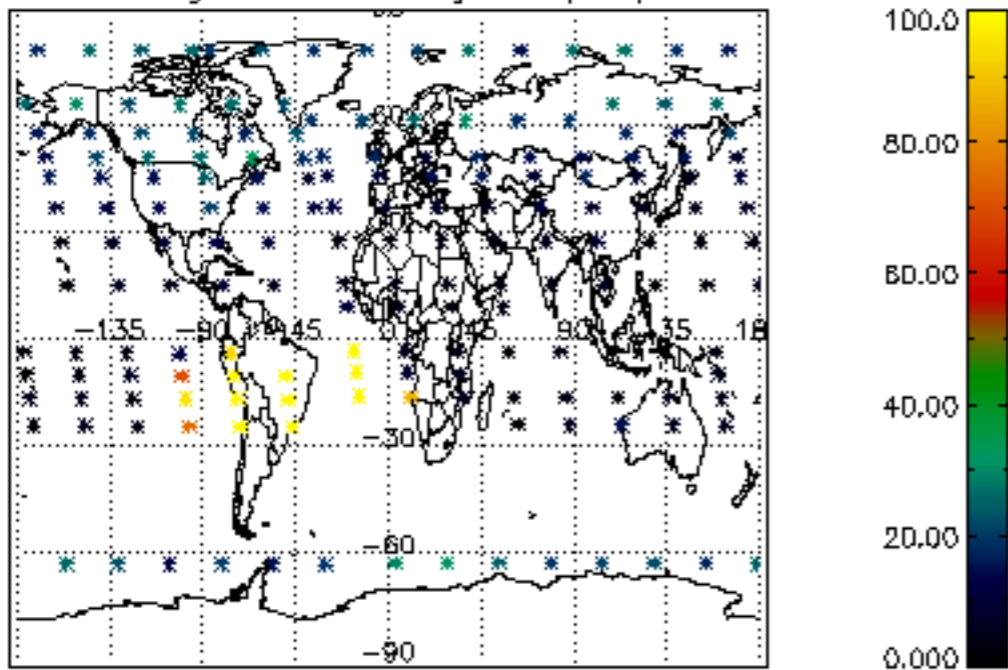
Percentage of flagged data per NO3 profile



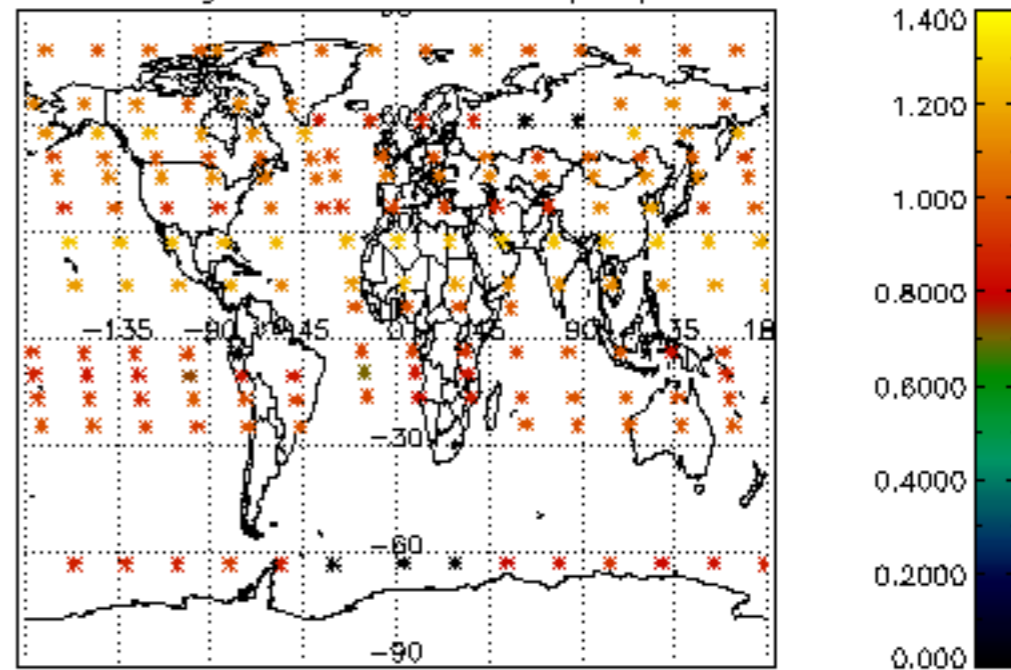




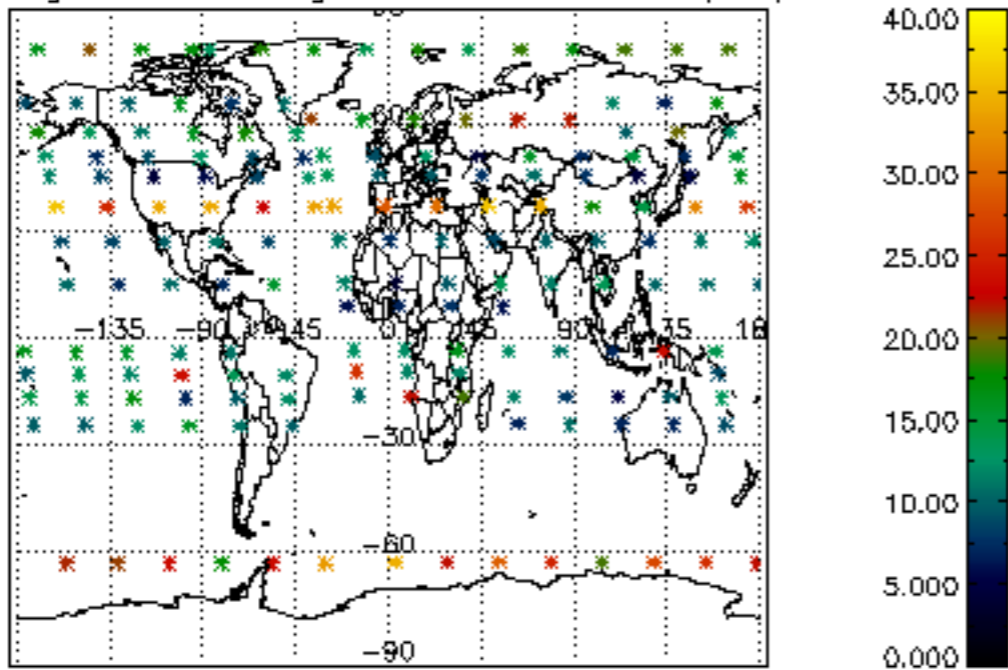
Percentage of cosmic ray hits per profile



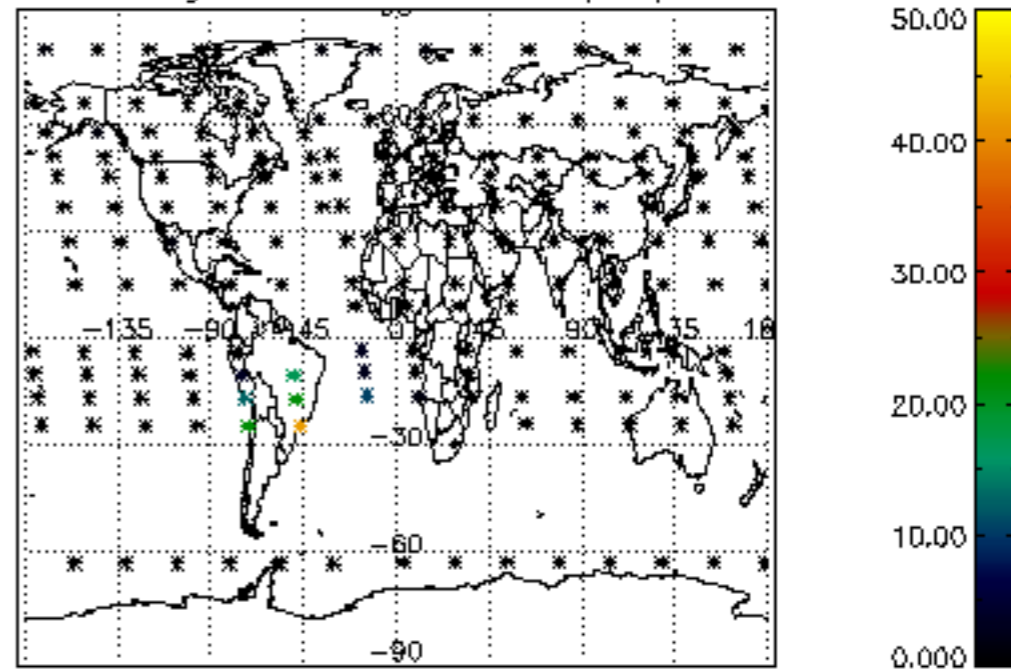
Percentage of datation errors per profile



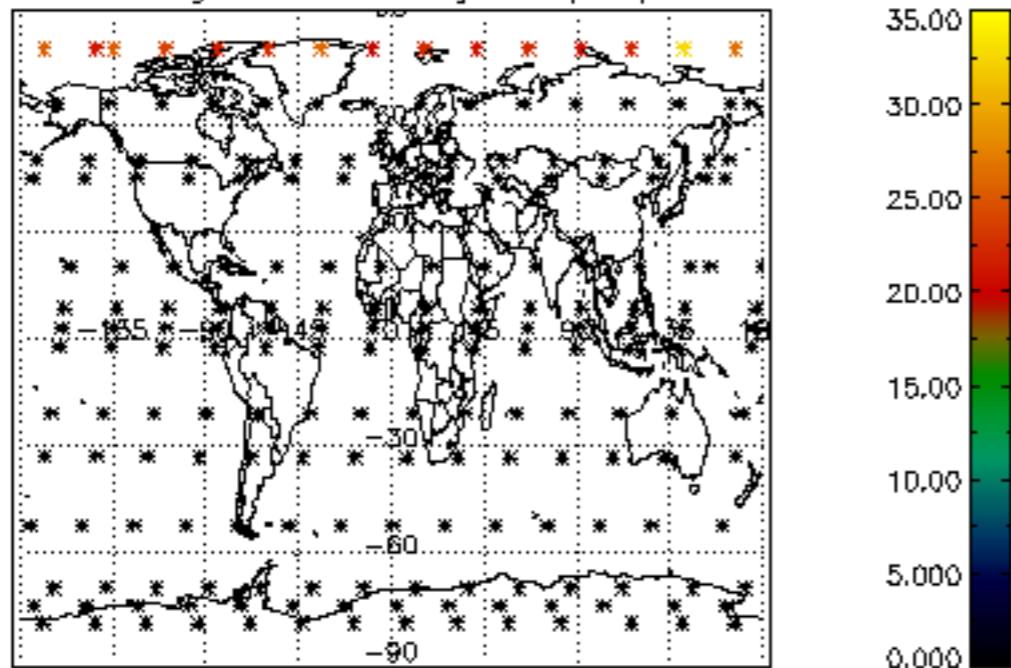
Percentage of star falling outside central band per profile



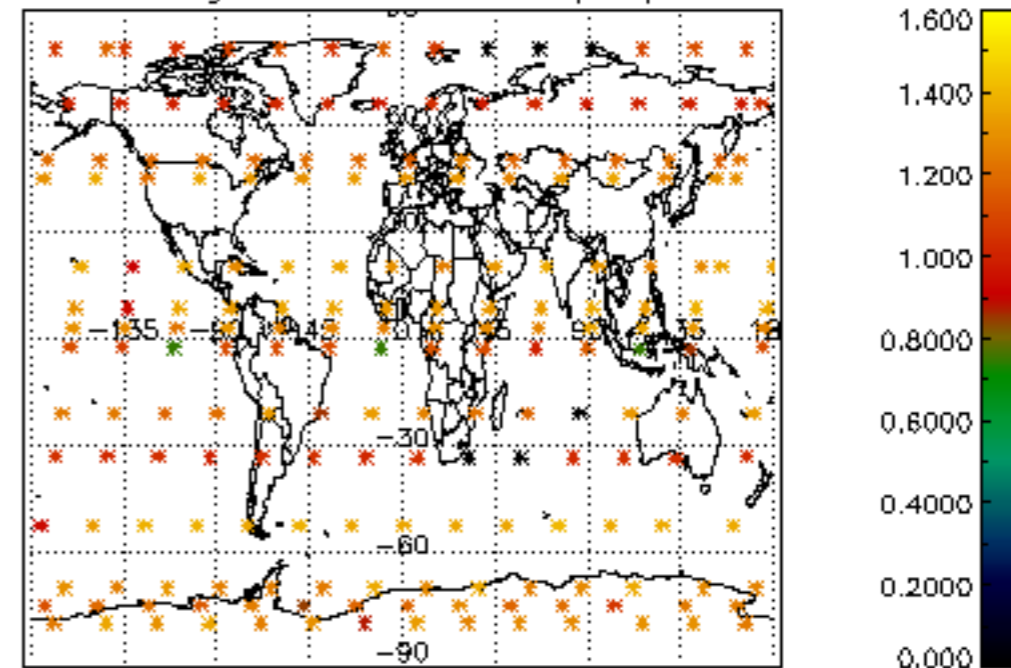
Percentage of saturation errors per profile



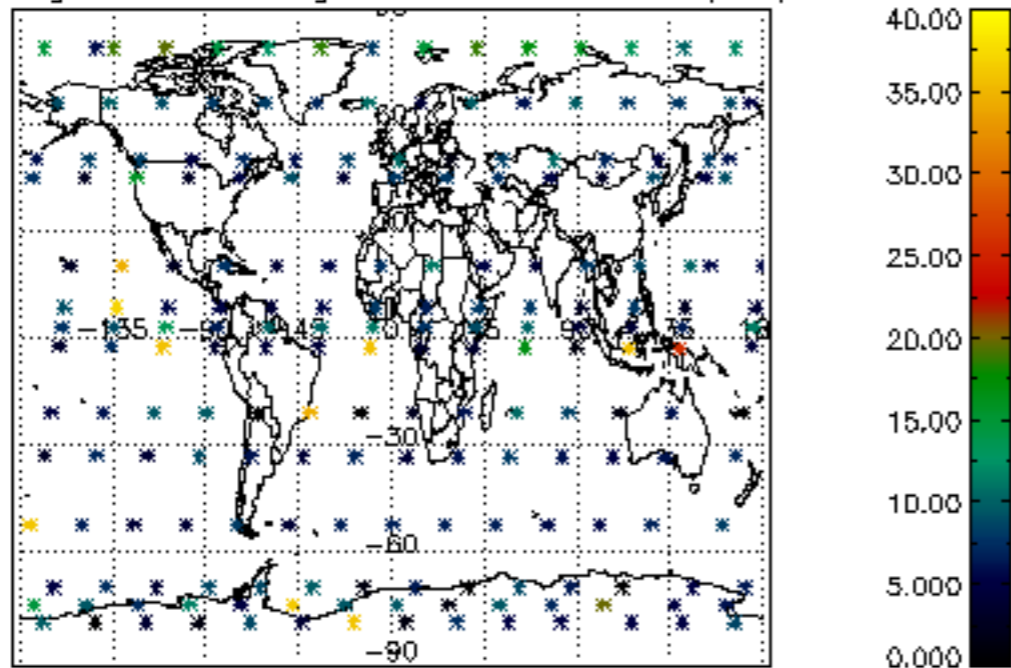
Percentage of cosmic ray hits per profile



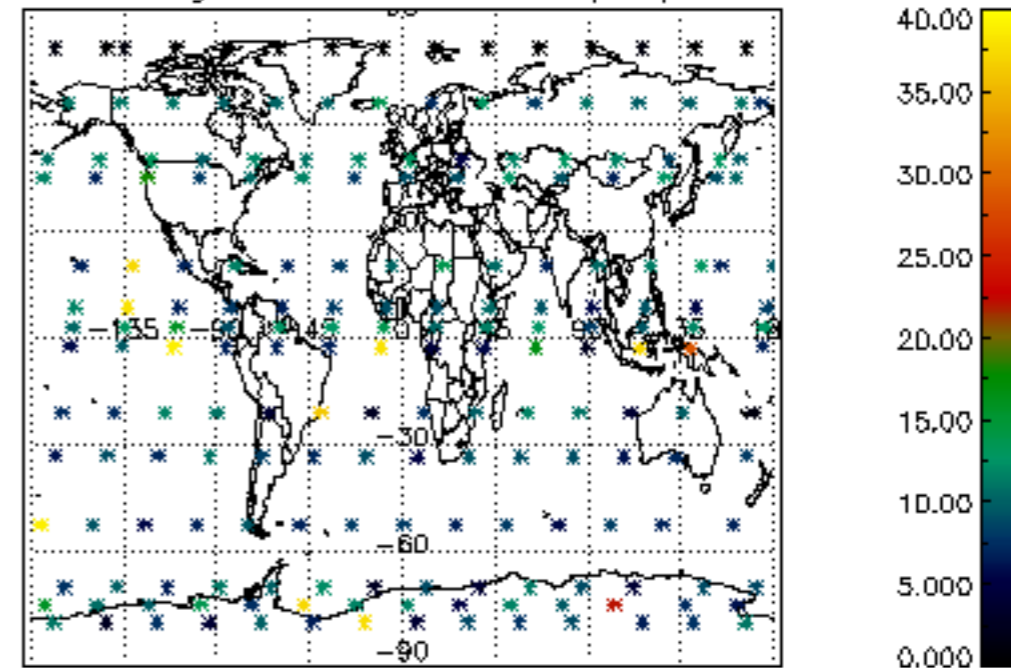
Percentage of datation errors per profile



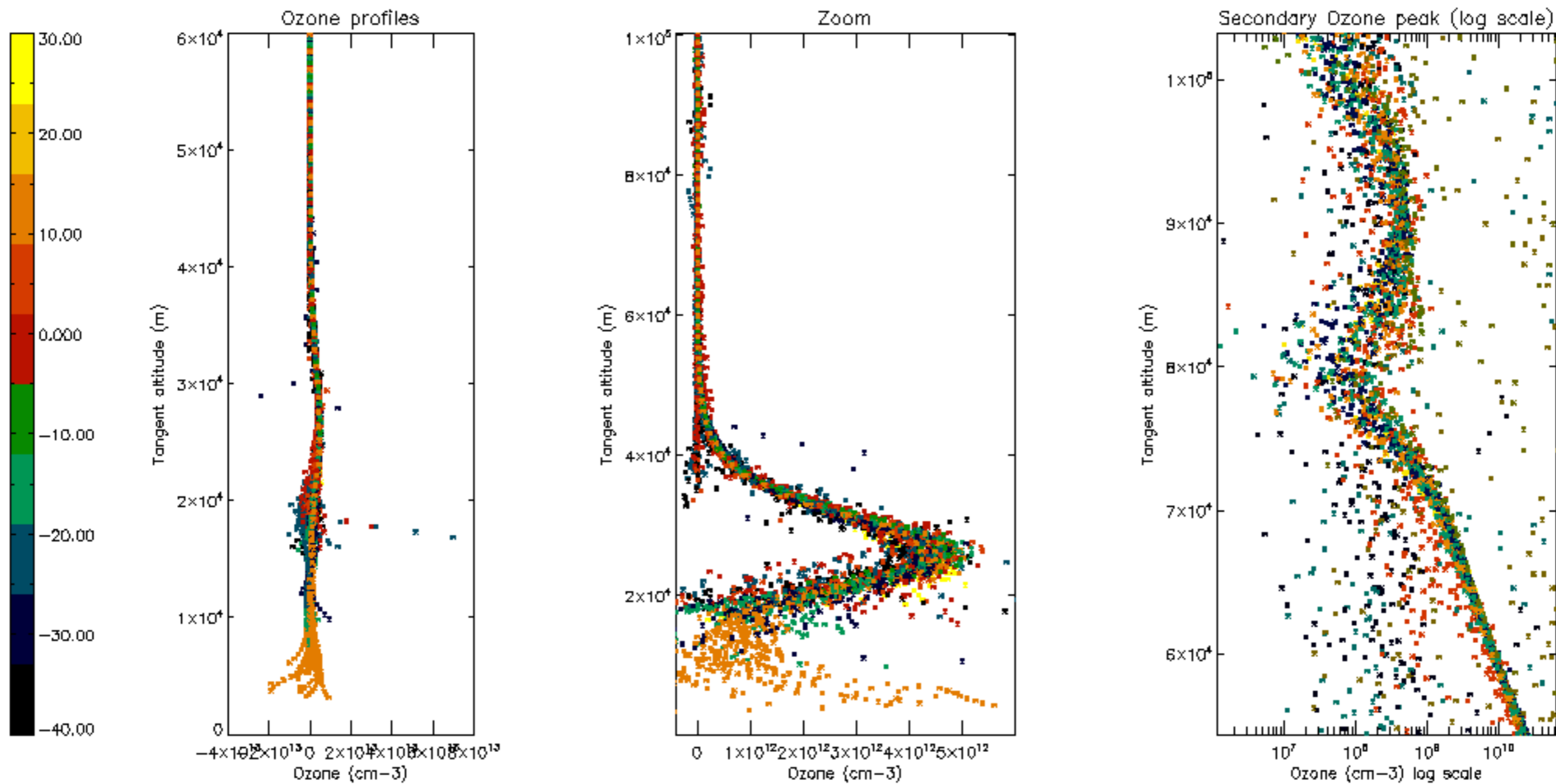
Percentage of star falling outside central band per profile

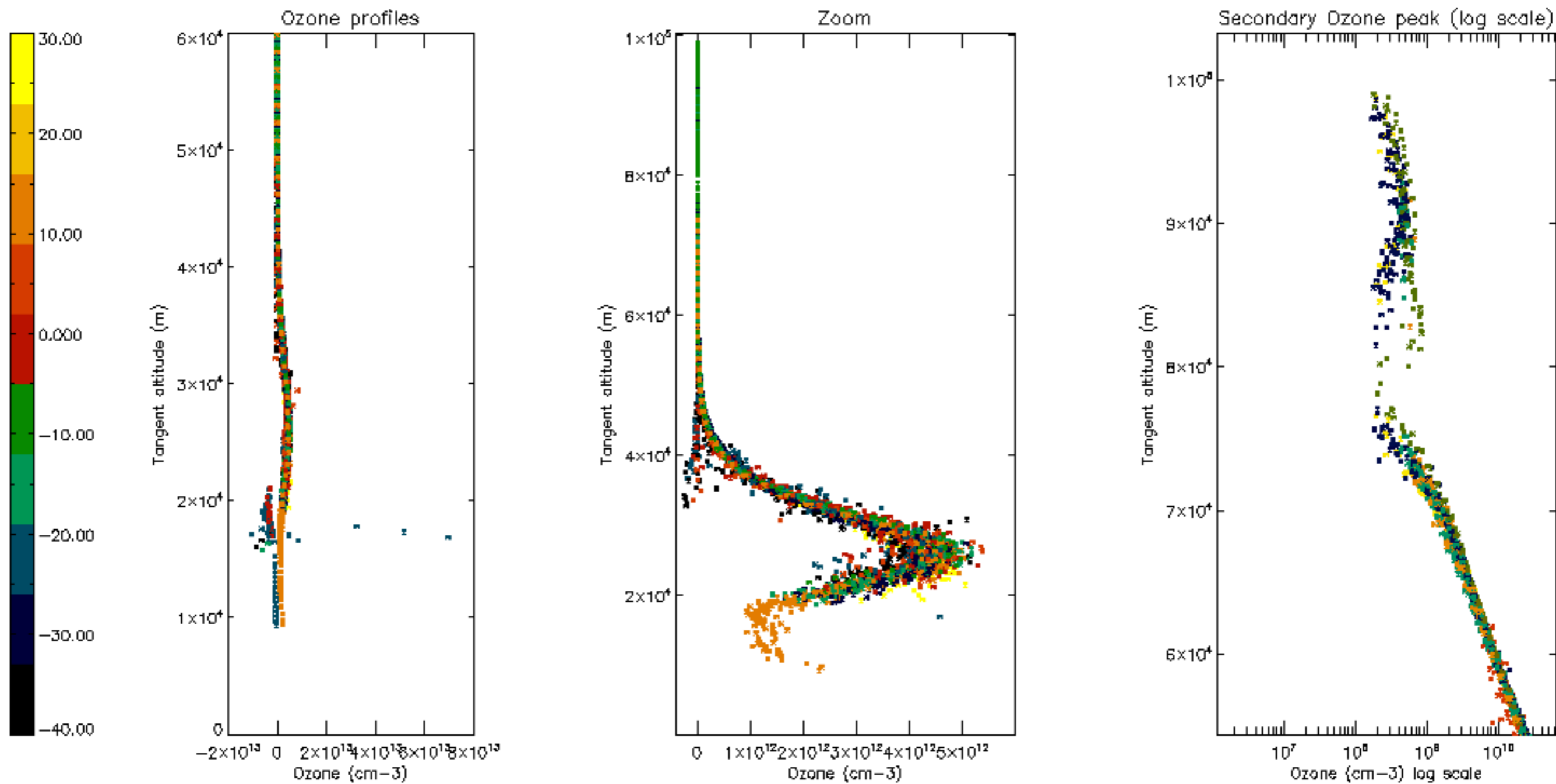


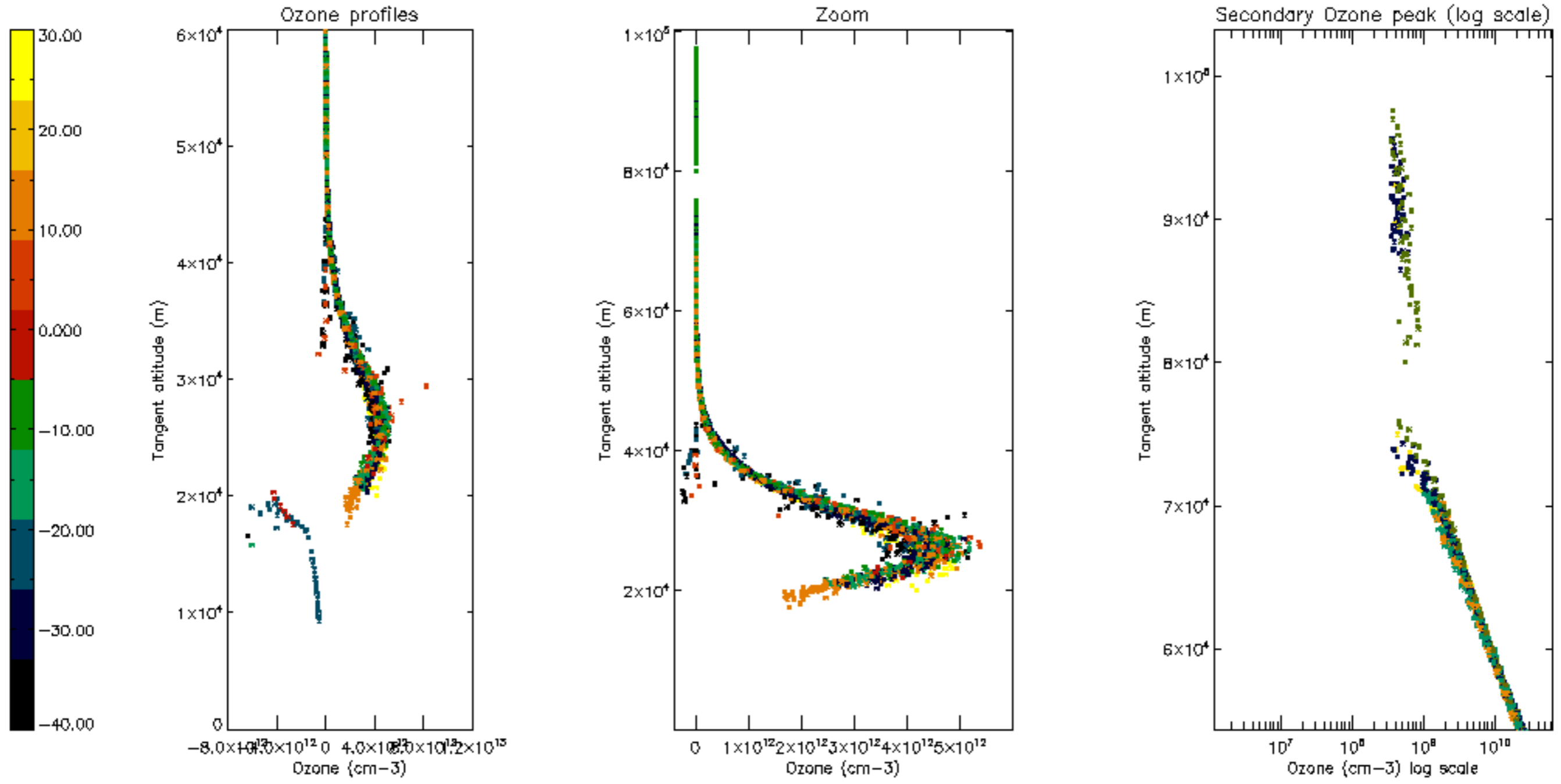
Percentage of saturation errors per profile

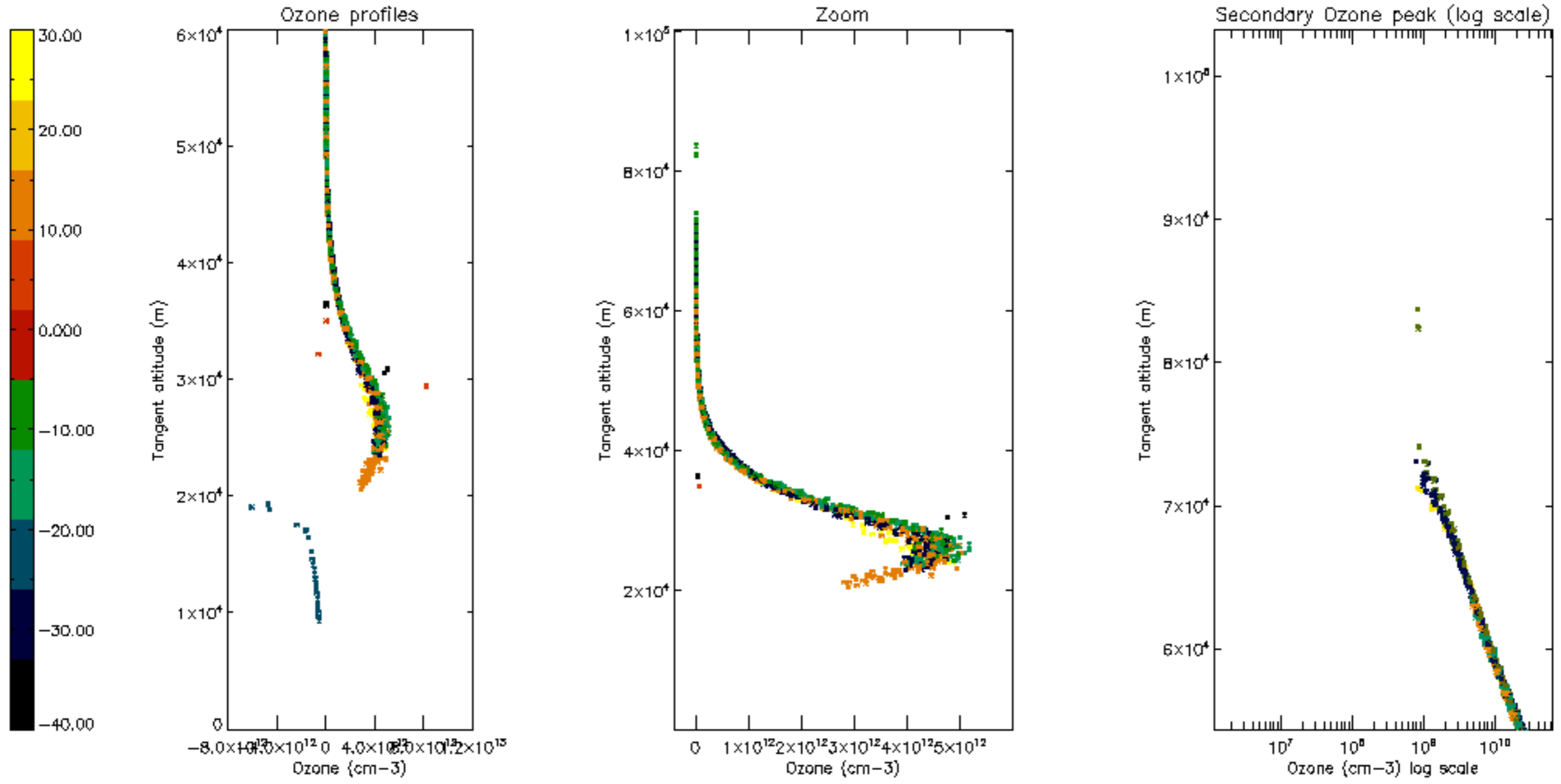


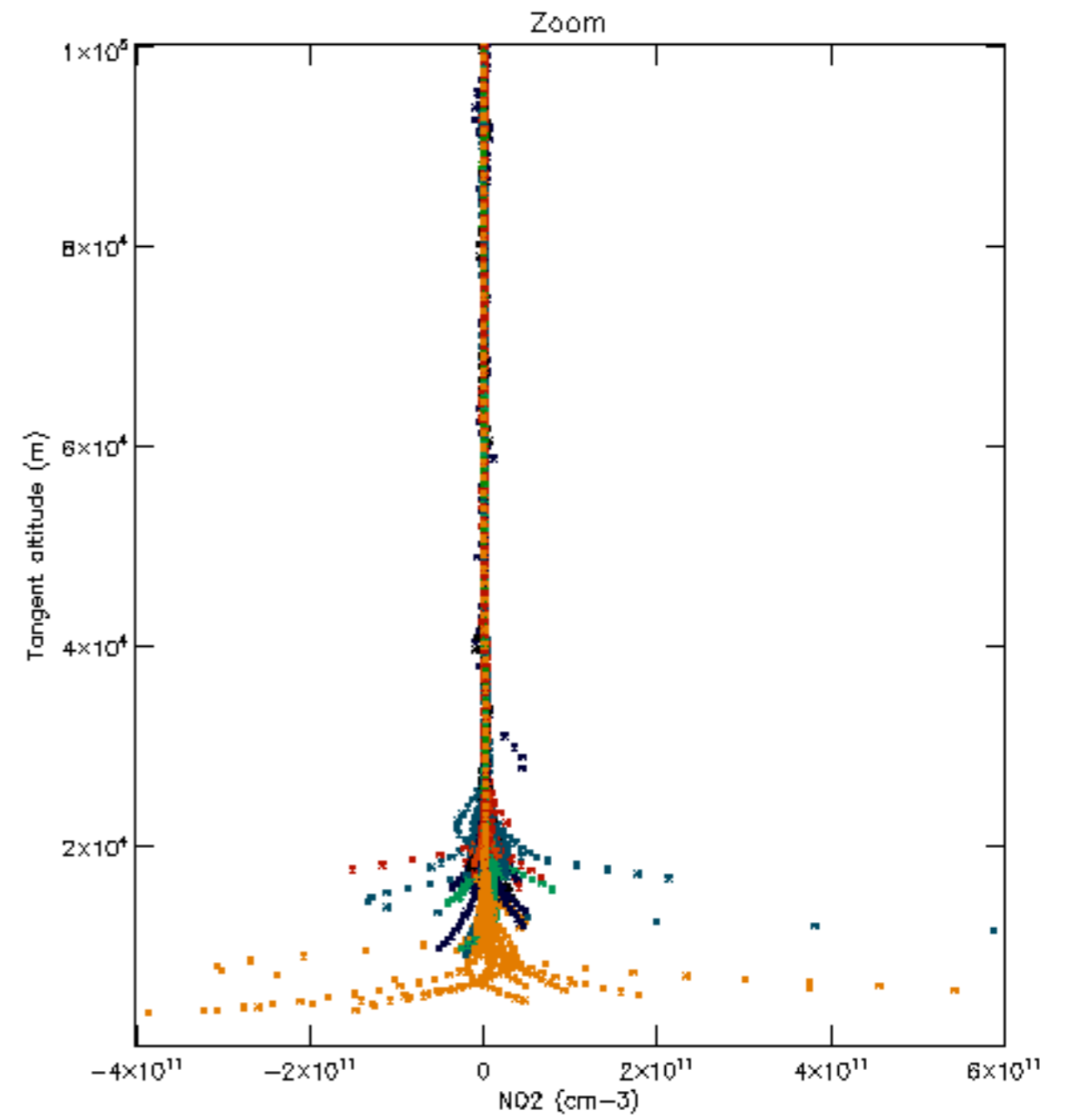
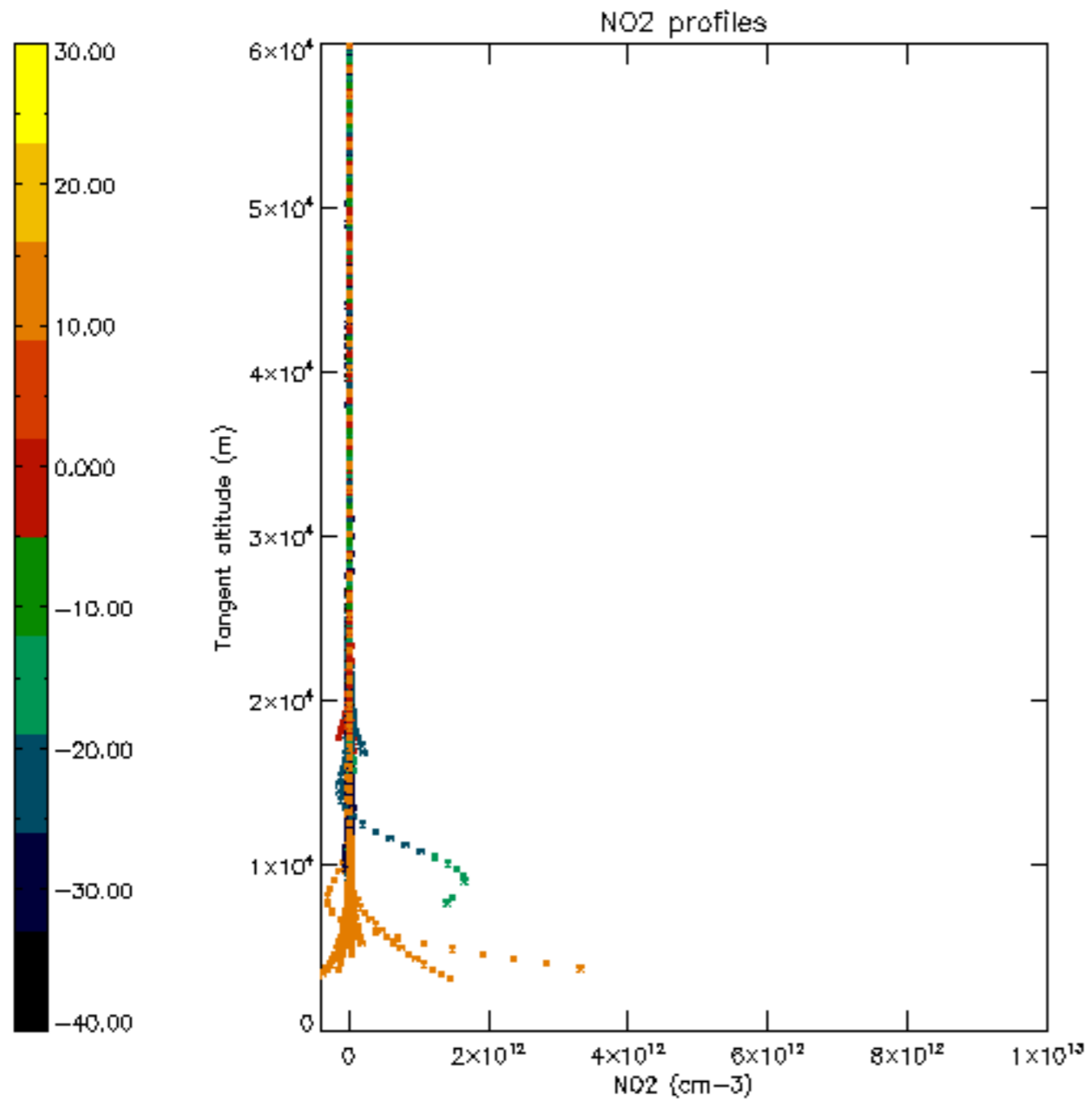


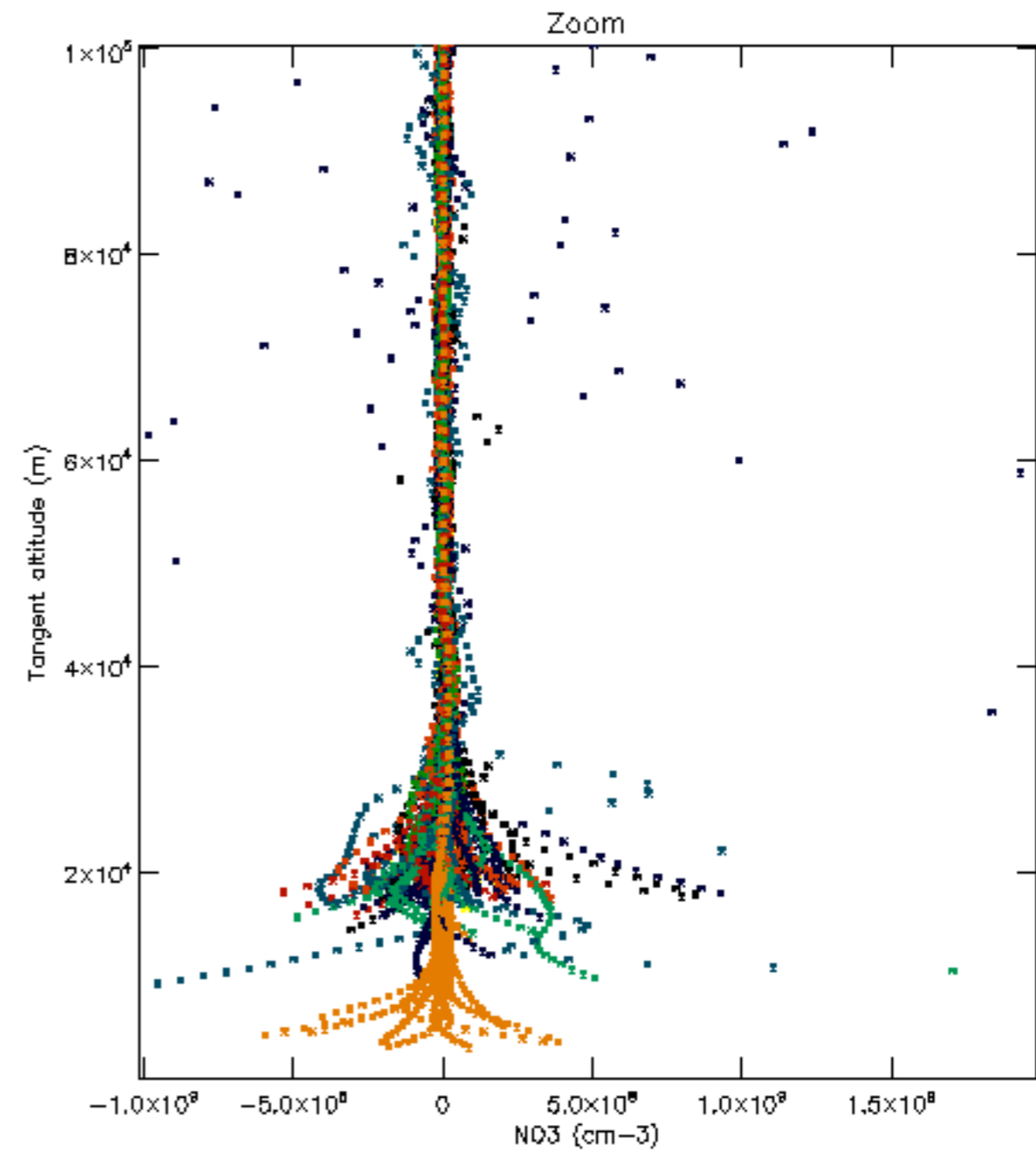
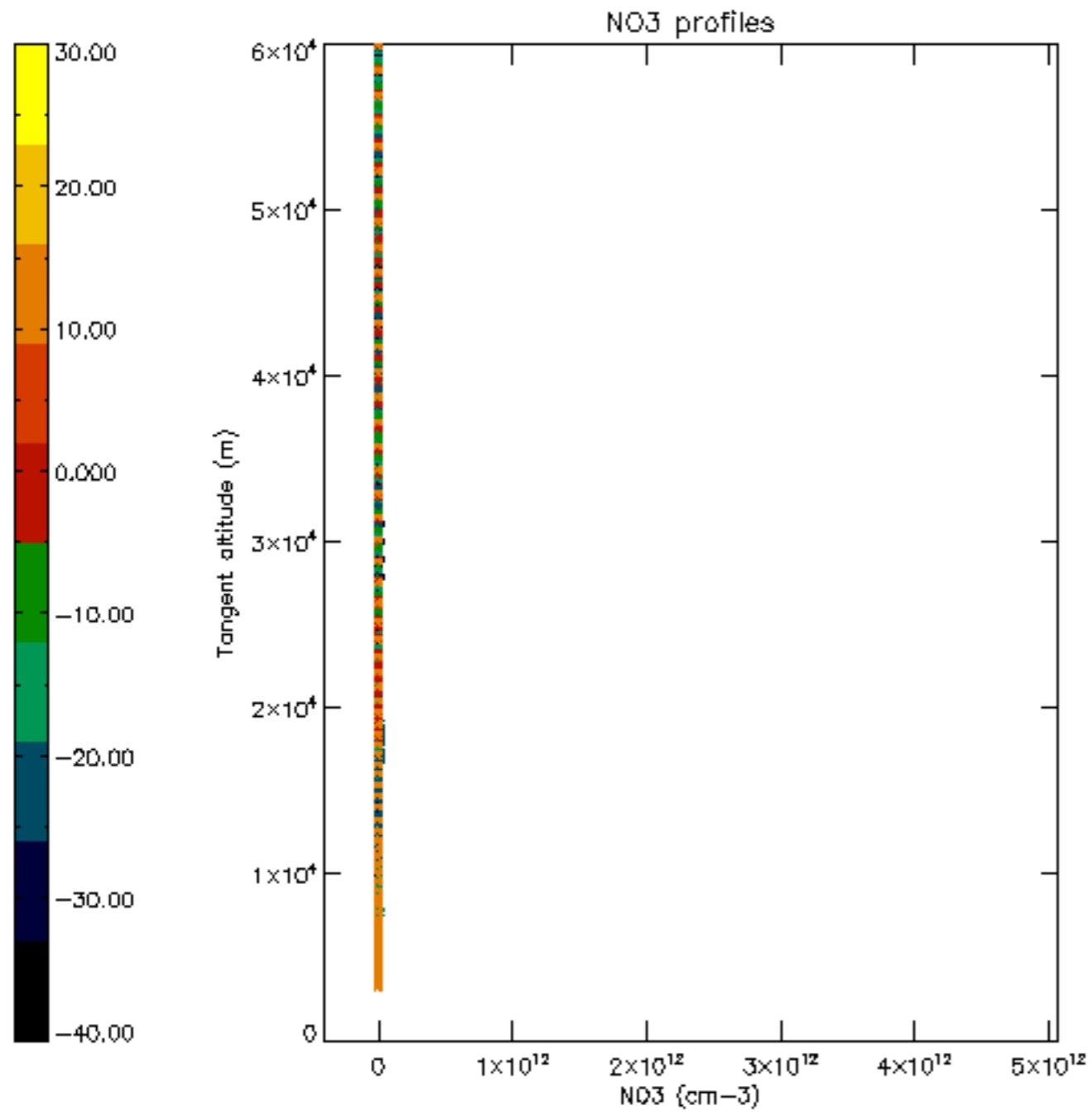


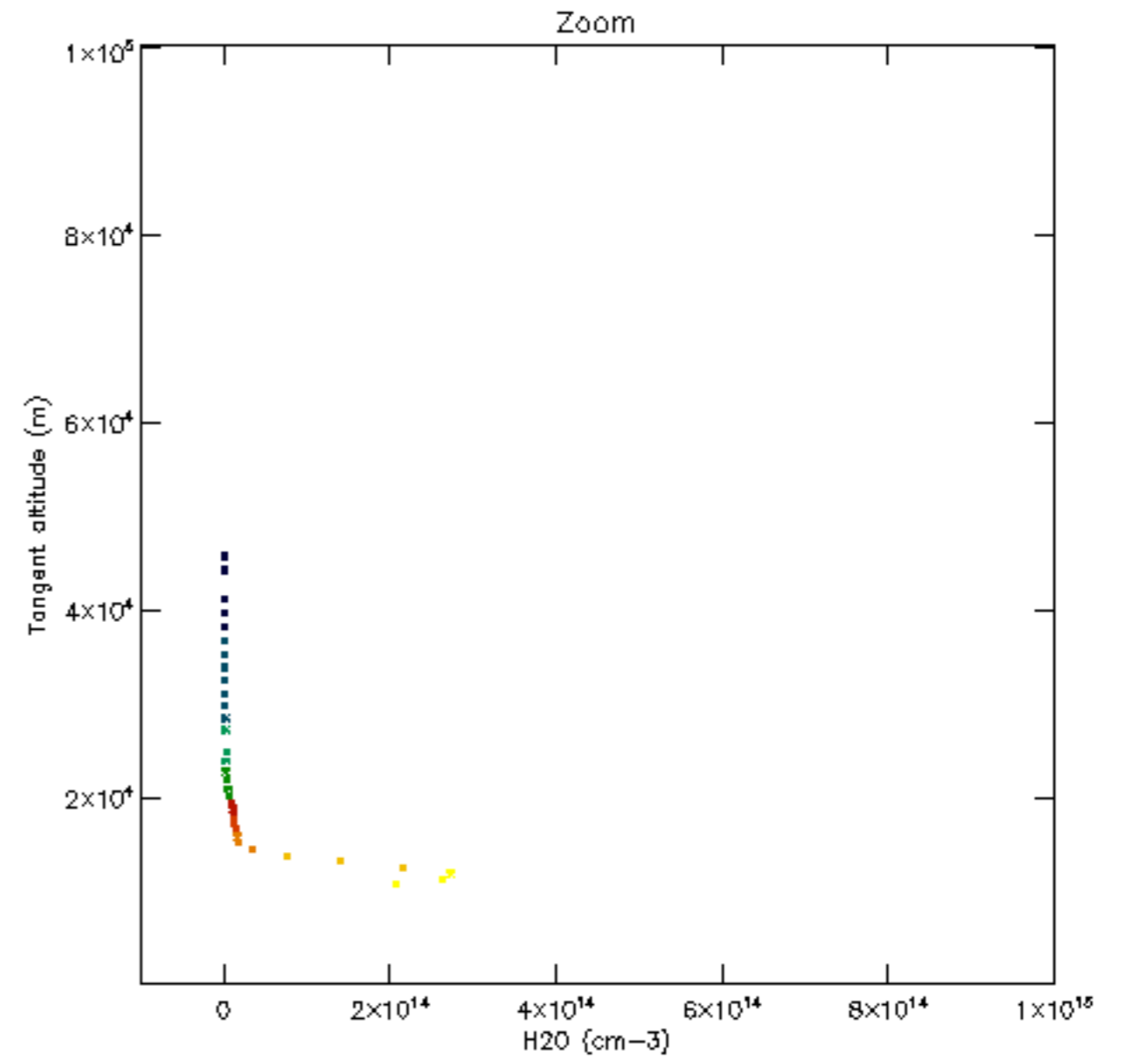
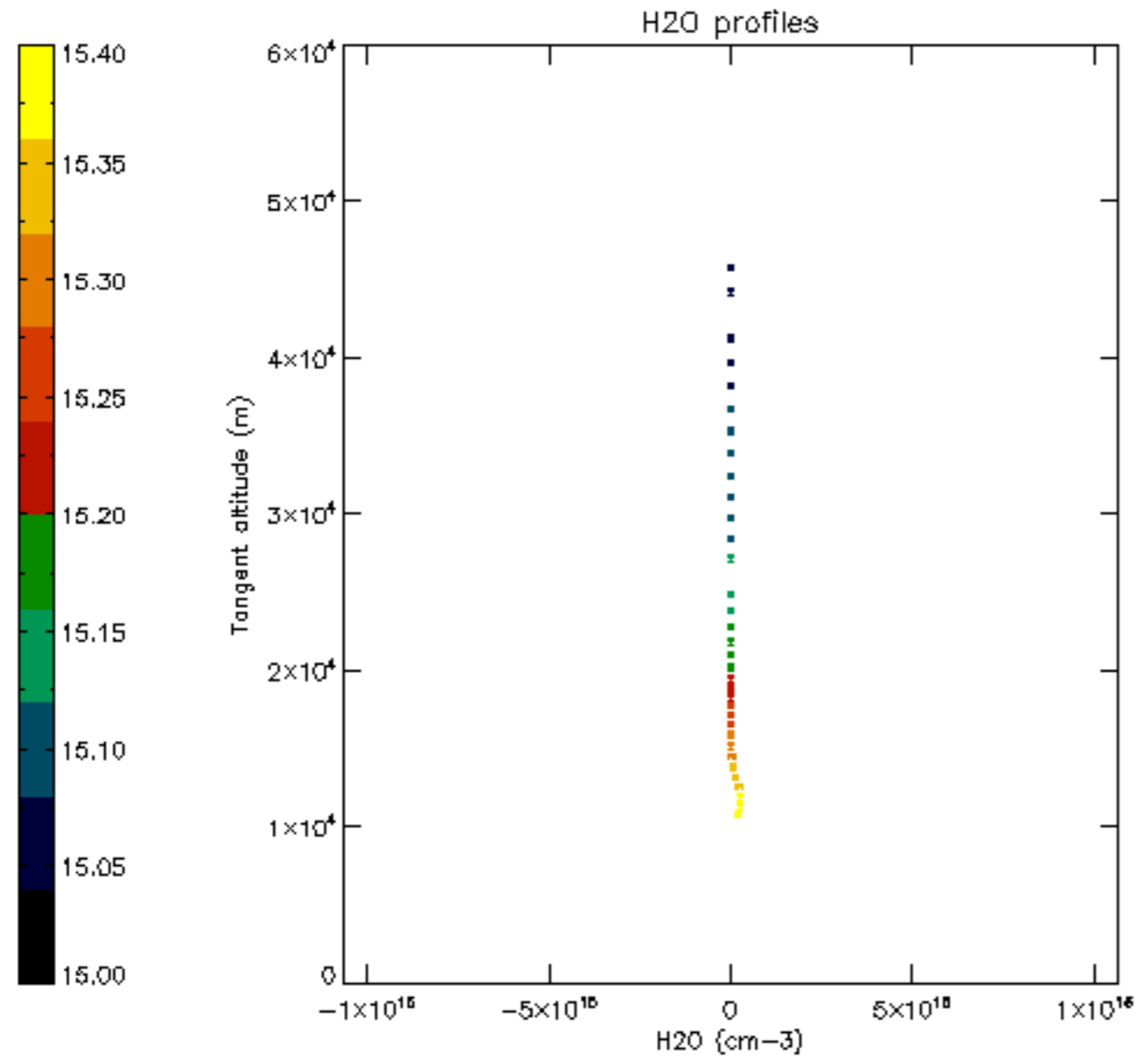


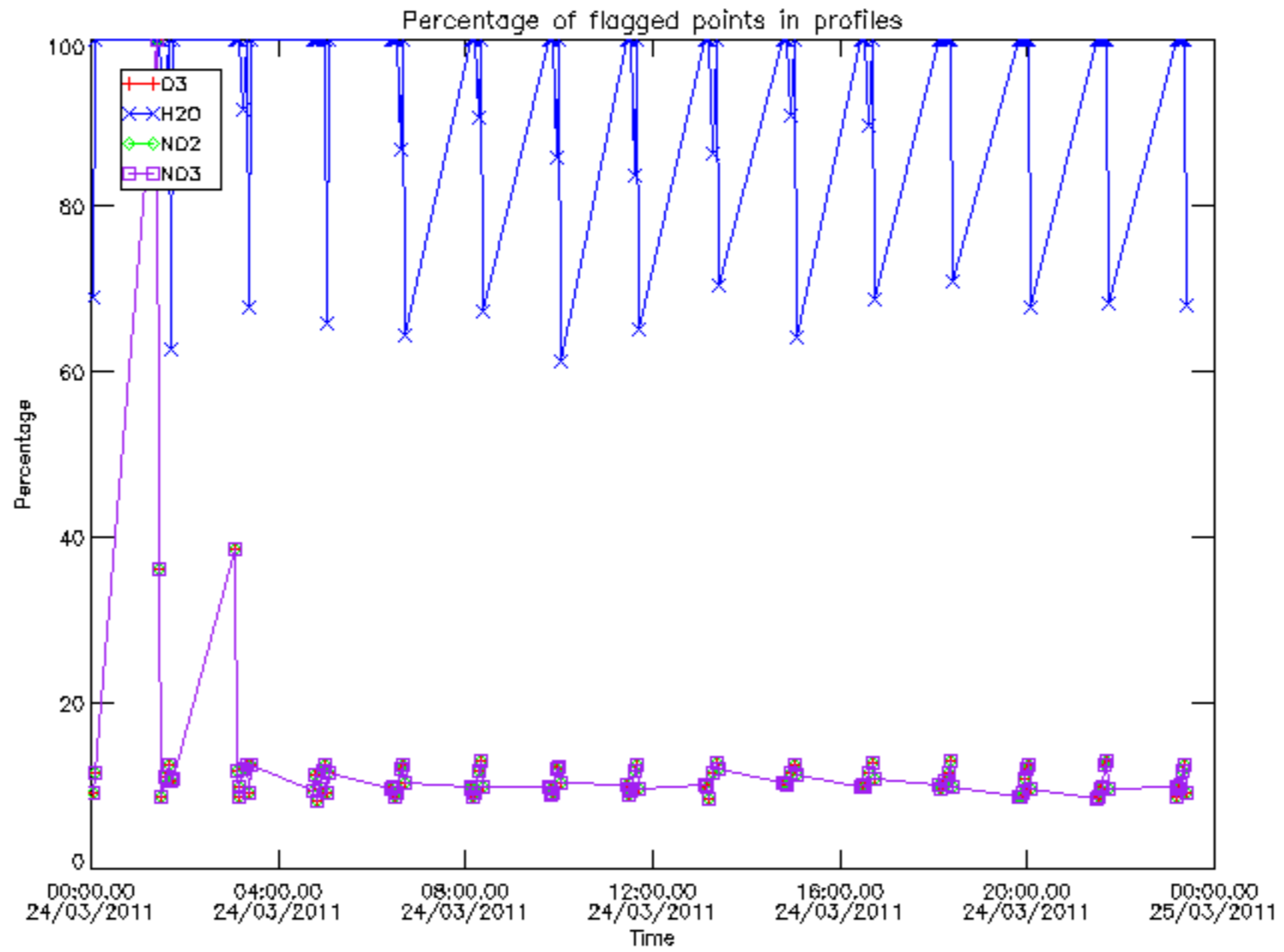






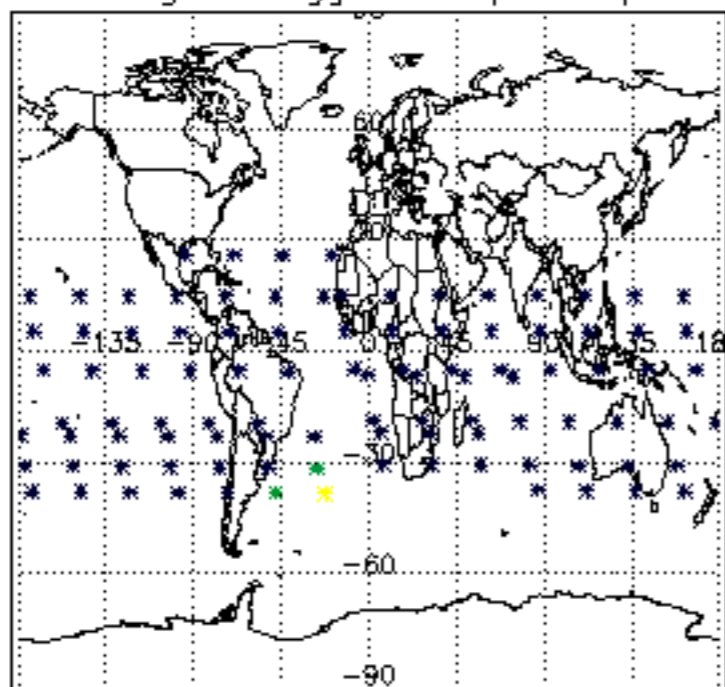




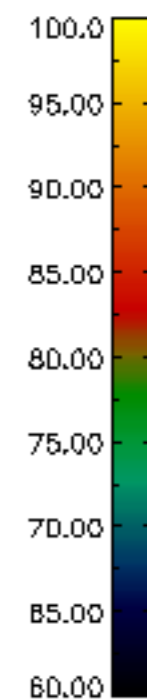
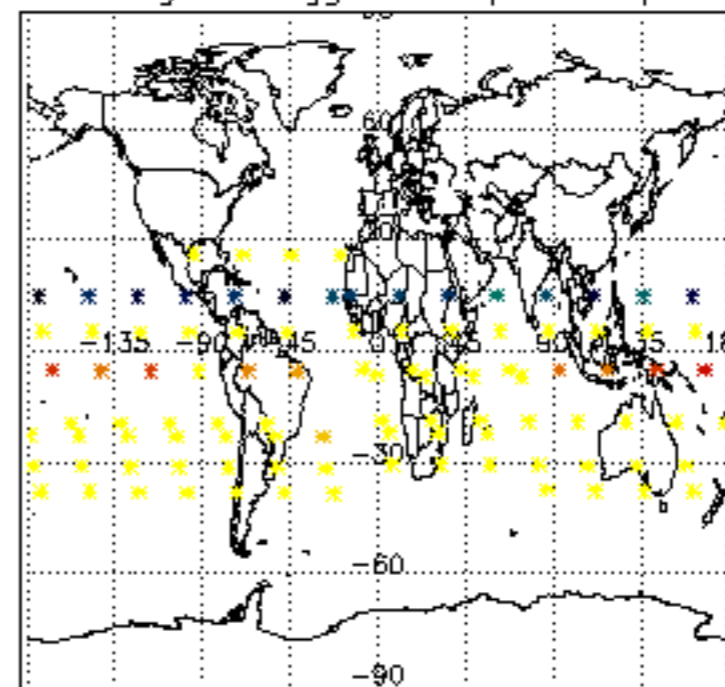




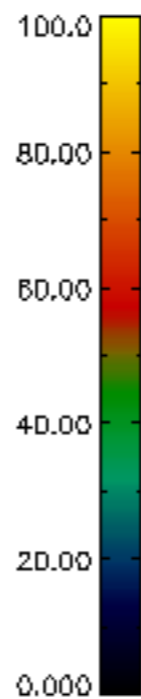
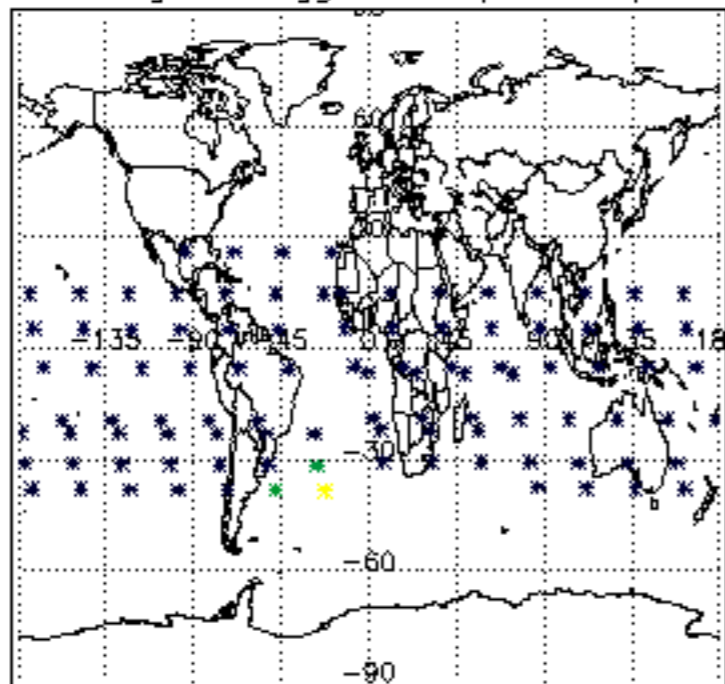
Percentage of flagged data per D3 profile



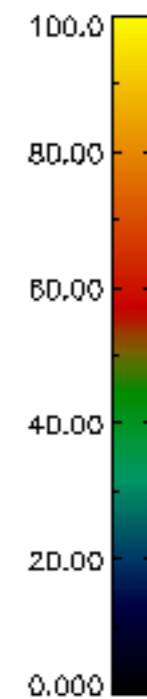
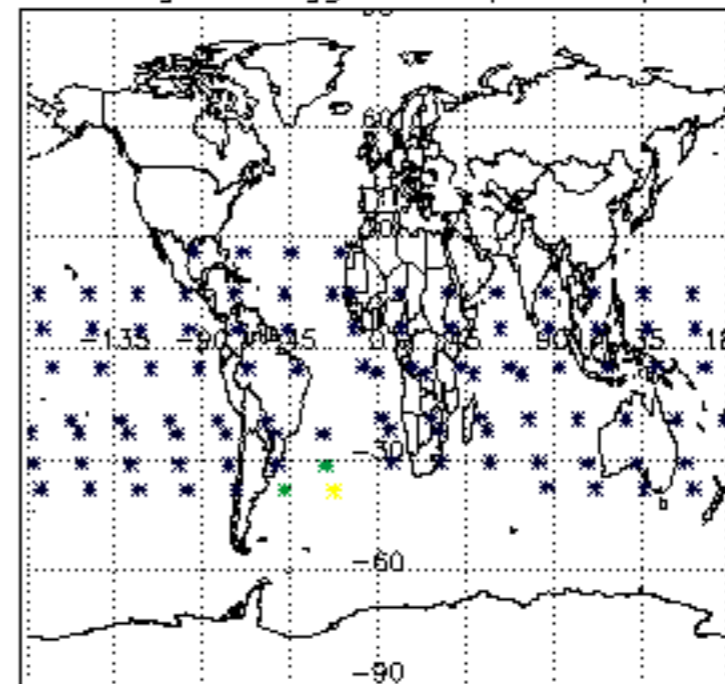
Percentage of flagged data per H2O profile

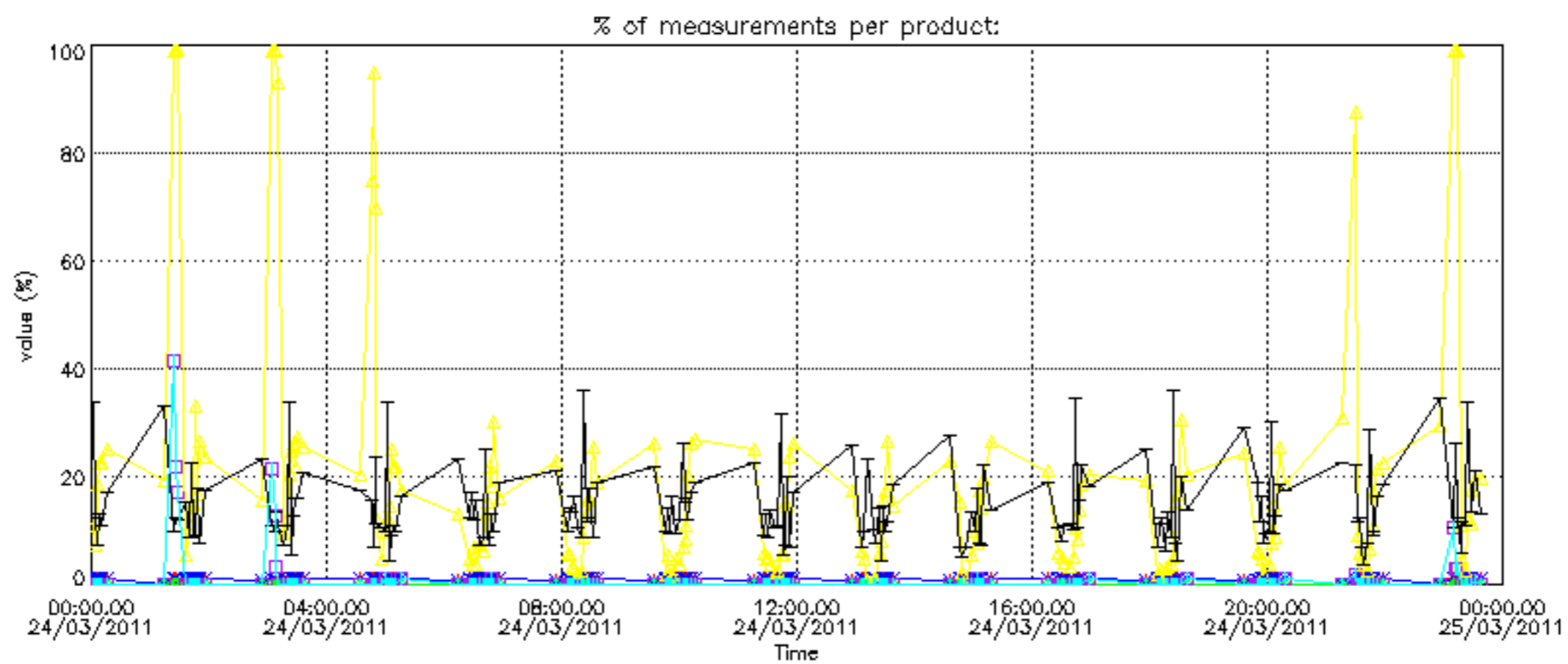


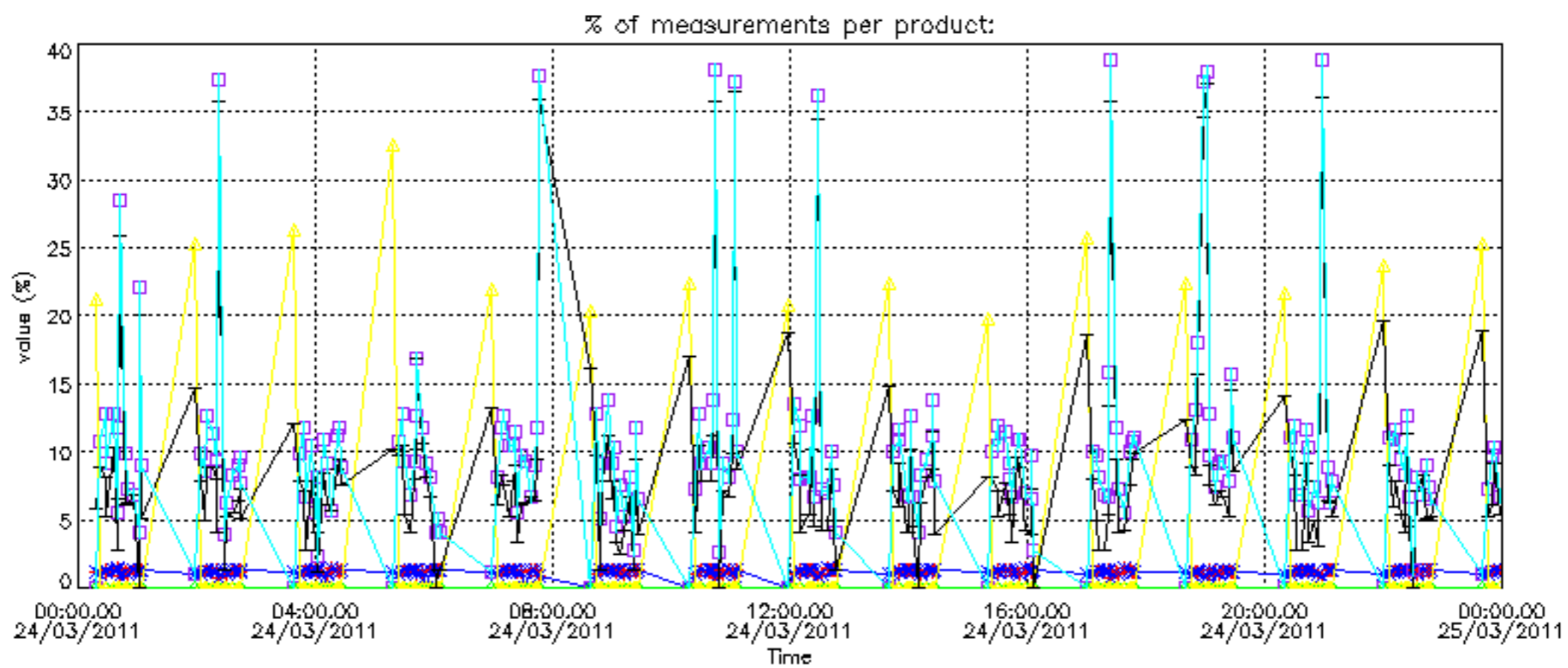
Percentage of flagged data per NO2 profile



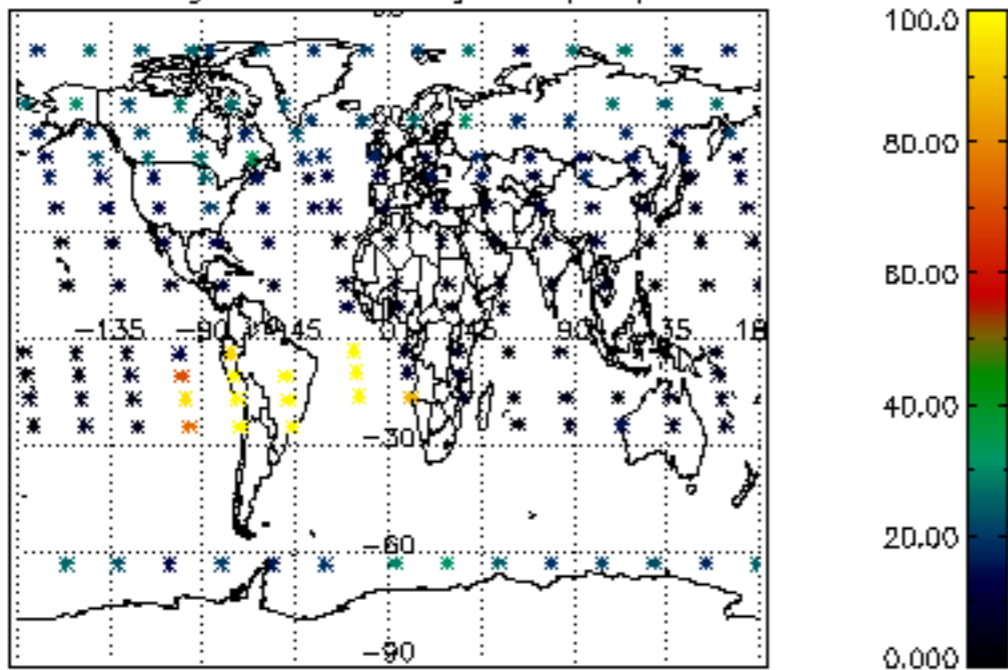
Percentage of flagged data per NO3 profile



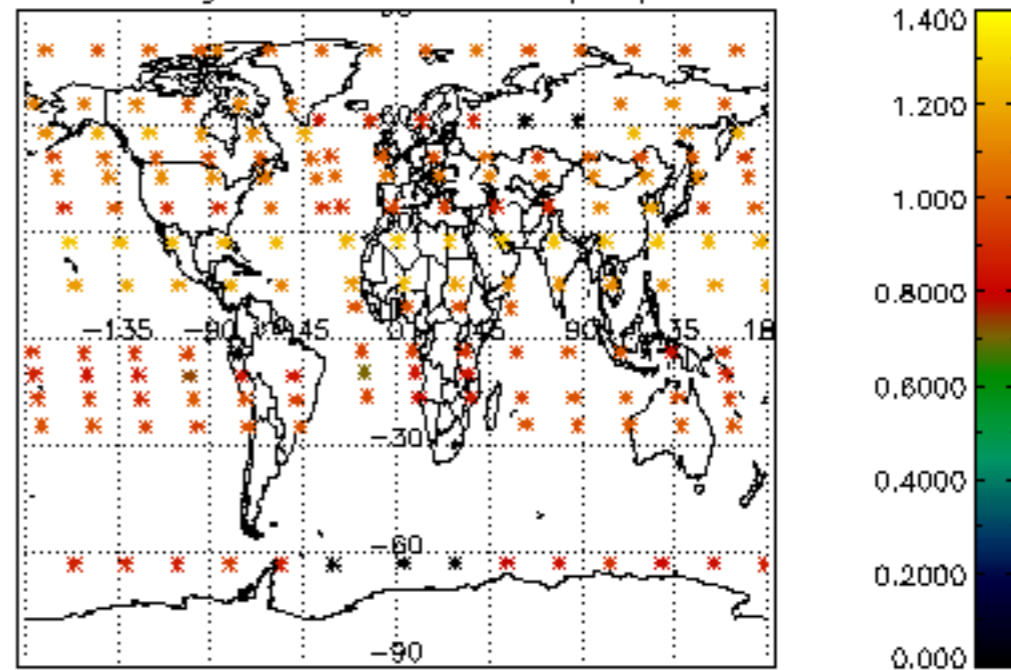




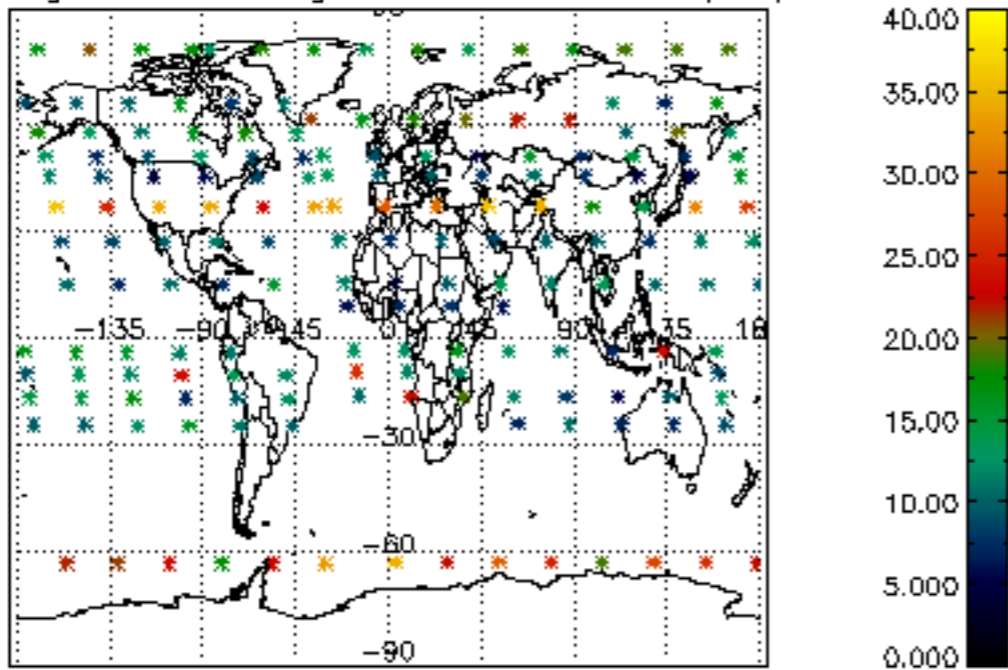
Percentage of cosmic ray hits per profile



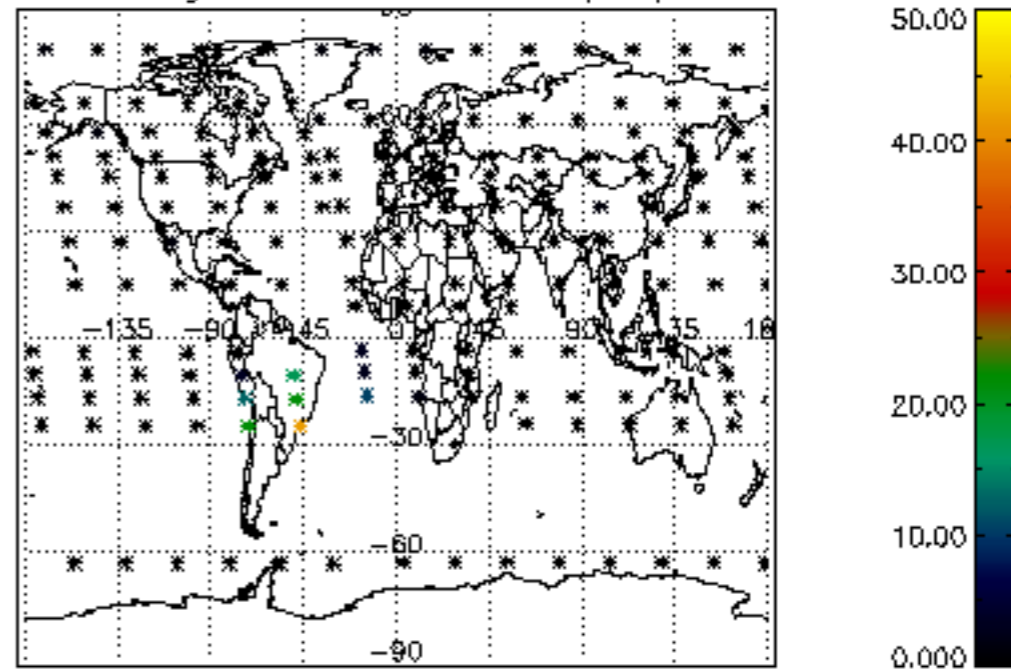
Percentage of datation errors per profile



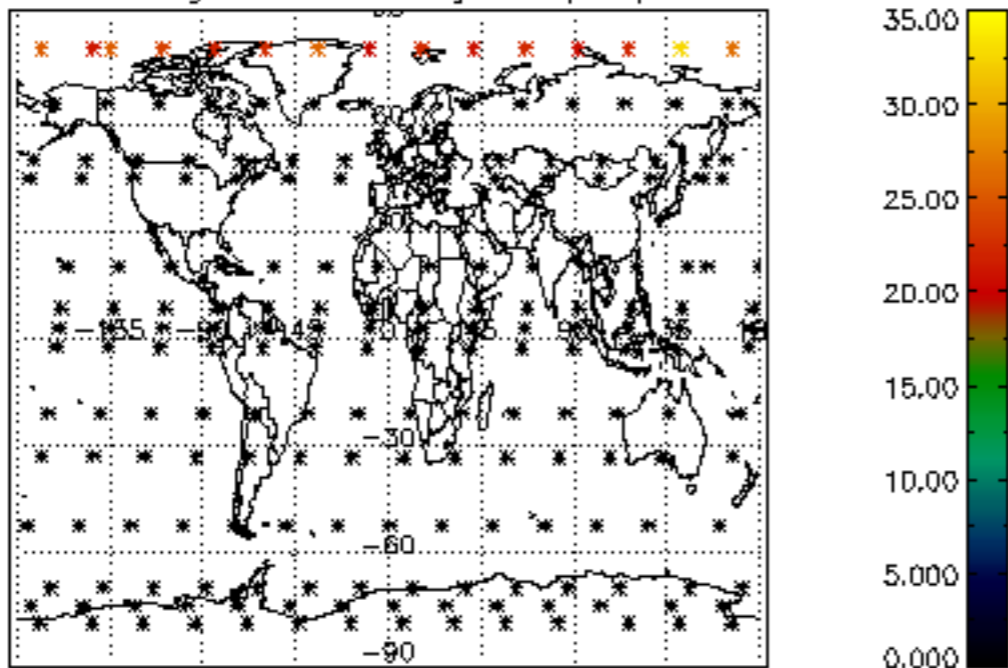
Percentage of star falling outside central band per profile



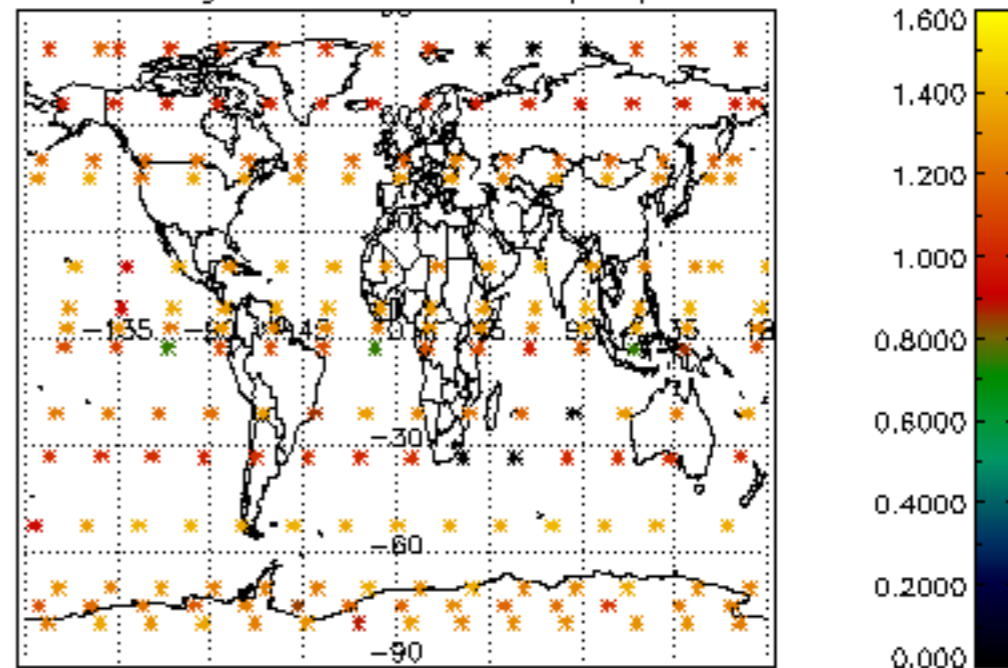
Percentage of saturation errors per profile



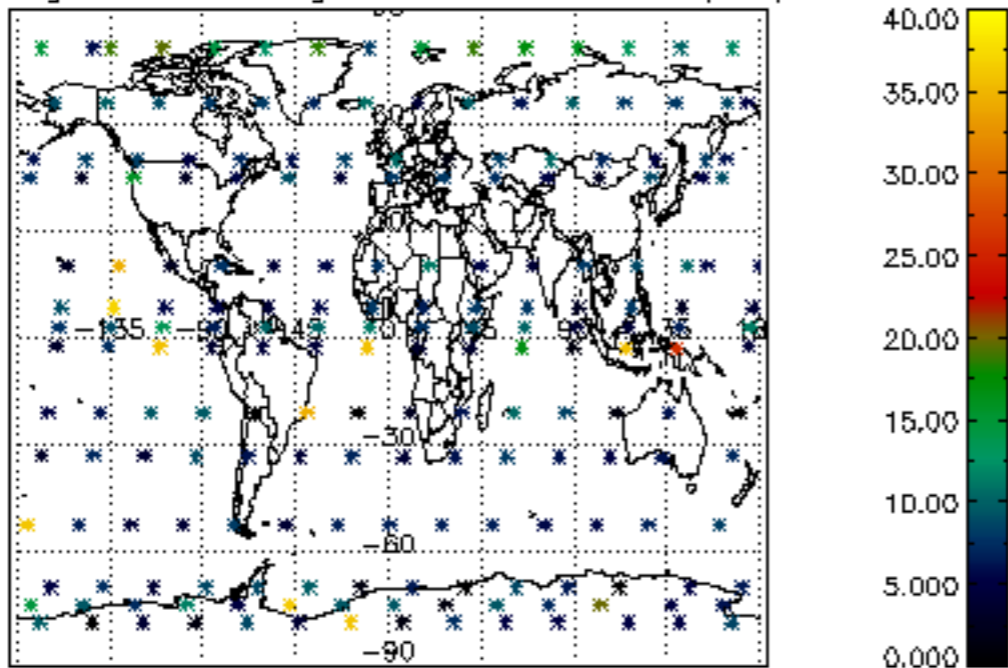
Percentage of cosmic ray hits per profile



Percentage of datation errors per profile



Percentage of star falling outside central band per profile



Percentage of saturation errors per profile

