

GOMOS Level 2 Daily Report

SUMMARY

[1. General Info](#)

[2. Summary of processed GOM_NL_2P products](#)

[3. Level 2 Quality information per product](#)

[3.1 Plot of level 2 quality information per product \(time dependant\)](#)

[3.2 Plot of level 2 quality information per product \(world map\)](#)

[4. Level 1 Quality information per product \(stored on level 2 products\)](#)

[4.1 Plot of level 1 quality information per product \(time dependant\)](#)

[4.1.1 Plot of level 1 quality information per product \(time dependant\): ASCENDING](#)

[4.1.2 Plot of level 1 quality information per product \(time dependant\): DESCENDING](#)

[4.2 Plot of level 1 quality information per product \(world map\)](#)

[4.2.1 Plot of level 1 quality information per product \(world map\): ASCENDING](#)

[4.2.2 Plot of level 1 quality information per product \(world map\): DESCENDING](#)

[5. Ozone profiles based on quality statistics and other trace gas profiles](#)

[5.1 Ozone statistics based on quality of products](#)

[5.2 Plot ozone profiles for all STD \(dark without errors\)](#)

[5.3 Plot ozone profiles where STD < 20% \(dark without errors\)](#)

[5.4. Plot ozone profiles where STD < 10% \(dark without errors\)](#)

[5.5. Plot ozone profiles where STD < 5% \(dark without errors\)](#)

[5.6 Plot NO2 profiles for all STD \(dark without errors\)](#)

[5.7 Plot NO3 profiles for all STD \(dark without errors\)](#)

[5.8 Plot H2O profiles \(only for occultations of stars 1,2,3,4,13,14,16,26,63 dark without errors\) for all STD](#)

[6. Auxiliary Data Files used for the production reported in section 2](#)

This report presents the daily analysis on parameters extracted from GOMOS level 2 data (GOM_NL__2P). It is intended to monitor some important parameters that will impact the quality of these products. A list of level 2 products (and content) that have arrived during the reporting day to the PCF is also given.

Item	Value
Time of report generation	24APR2013 11:41:12
Data source version	GOMOS/6.01
Start time of products	23-03-2011 (23MAR2011 00:00:00)
Stop time of products	24-03-2011 (24MAR2011 00:00:00)
Store outputs in DB	Yes
Nb of level 2 prods	383
Nb of prods with errors	0

2. Summary of processed GOM_NL__2P products.

Nr	Filename	UTC Start time	Limb	Duration	Star Id	Star Name	Star Mag	Star Temp	Nb Meas	Orbit	Prod. error
1	GOM_NL__2PRFIN20110323_000108_000000373100_00375_47372_1087.N1	23-MAR-2011 00:01:08	Bright	37.000	92	53Eps Cyg	2.5000	4500.0	74	47372	No
2	GOM_NL__2PRFIN20110323_001003_000000593100_00375_47372_1088.N1	23-MAR-2011 00:10:03	Twilight_stray	59.000	11	53Alp Aql	0.76500	8000.0	118	47372	No
3	GOM_NL__2PRFIN20110323_002054_000000493100_00375_47372_1089.N1	23-MAR-2011 00:20:54	Dark	49.000	155	41Pi Sgr	2.9000	6600.0	98	47372	No
4	GOM_NL__2PRFIN20110323_002302_000000523100_00375_47372_1090.N1	23-MAR-2011 00:23:02	Dark	51.500	57	34Sig Sgr	2.0660	26000.	103	47372	No
5	GOM_NL__2PRFIN20110323_002448_000000563100_00375_47372_1091.N1	23-MAR-2011 00:24:48	Dark	55.500	137	22Lam Sgr	2.8240	4400.0	111	47372	No
6	GOM_NL__2PRFIN20110323_002636_000000523100_00375_47372_1092.N1	23-MAR-2011 00:26:36	Dark	52.000	38	20Eps Sgr	1.8360	11000.	104	47372	No
7	GOM_NL__2PRFIN20110323_003201_000000463100_00376_47373_1090.N1	23-MAR-2011 00:32:01	Dark	45.500	141	Bet Ara	2.8400	4600.0	91	47373	No
8	GOM_NL__2PRFIN20110323_003528_000000403100_00376_47373_1091.N1	23-MAR-2011 00:35:28	Dark	39.500	134	Bet TrA	2.8100	6600.0	79	47373	No
9	GOM_NL__2PRFIN20110323_003810_000000453100_00376_47373_1092.N1	23-MAR-2011 00:38:10	Dark	44.500	4	Alp1Cen	-0.010000	5800.0	89	47373	No
10	GOM_NL__2PRFIN20110323_004031_000000483100_00376_47373_1093.N1	23-MAR-2011 00:40:31	Dark	48.000	78	Alp Lup	2.3040	28000.	96	47373	No
11	GOM_NL__2PRFIN20110323_004203_000000513100_00376_47373_1094.N1	23-MAR-2011 00:42:03	Straylight	51.000	81	Eta Cen	2.3560	28000.	102	47373	No
12	GOM_NL__2PRFIN20110323_004406_000000403100_00376_47373_1095.N1	23-MAR-2011 00:44:06	Straylight	39.500	64	Gam Cen	2.2000	10600.	79	47373	No
13	GOM_NL__2PRFIN20110323_004629_000000483100_00376_47373_1096.N1	23-MAR-2011 00:46:29	Straylight	47.500	123	Iot Cen	2.7500	10200.	95	47373	No
14	GOM_NL__2PRFIN20110323_005146_000000503100_00376_47373_1097.N1	23-MAR-2011 00:51:46	Straylight	49.500	106	9Bet Crv	2.6480	5600.0	99	47373	No
15	GOM_NL__2PRFIN20110323_005354_000000483100_00376_47373_1098.N1	23-MAR-2011 00:53:54	Twilight_stray	47.500	100	4Gam Crv	2.5800	13100.	95	47373	No
16	GOM_NL__2PRFIN20110323_010413_000000433100_00376_47373_1099.N1	23-MAR-2011 01:04:13	Bright	42.500	62	94Bet Leo	2.1360	9700.0	85	47373	No
17	GOM_NL__2PRFIN20110323_011231_000000403100_00376_47373_1100.N1	23-MAR-2011 01:12:31	Bright	40.000	174	52Psi UMa	3.0040	4400.0	80	47373	No
18	GOM_NL__2PRFIN20110323_011548_000000373100_00376_47373_1101.N1	23-MAR-2011 01:15:48	Bright	36.500	82	48Bet UMa	2.3650	10600.	73	47373	No
19	GOM_NL__2PRFIN20110323_011719_000000383100_00376_47373_1102.N1	23-MAR-2011 01:17:19	Bright	37.500	36	50Alp UMa	1.8000	6300.0	75	47373	No
20	GOM_NL__2PRFIN20110323_011905_000000453100_00376_47373_1103.N1	23-MAR-2011 01:19:05	Bright	44.500	55	79Zet UMa	2.0600	10200.	89	47373	No
21	GOM_NL__2PRFIN20110323_012405_000000383100_00376_47373_1104.N1	23-MAR-2011 01:24:05	Bright	37.500	60	7Bet UMi	2.0810	3950.0	75	47373	No
22	GOM_NL__2PRFIN20110323_012738_000000503100_00376_47373_1105.N1	23-MAR-2011 01:27:38	Bright	50.000	119	14Eta Dra	2.7270	4700.0	100	47373	No
23	GOM_NL__2PRFIN20110323_013249_000000373100_00376_47373_1106.N1	23-MAR-2011 01:32:49	Bright	36.500	89	5Alp Cep	2.4510	8000.0	73	47373	No
24	GOM_NL__2PRFIN20110323_013757_000000413100_00376_47373_1107.N1	23-MAR-2011 01:37:57	Bright	41.000	19	50Alp Cyg	1.2460	10500.	82	47373	No
25	GOM_NL__2PRFIN20110323_013932_000000403100_00376_47373_1108.N1	23-MAR-2011 01:39:32	Bright	39.500	66	37Gam Cyg	2.2080	5900.0	79	47373	No
26	GOM_NL__2PRFIN20110323_014122_000000393100_00376_47373_1109.N1	23-MAR-2011 01:41:22	Bright	38.500	92	53Eps Cyg	2.5000	4500.0	77	47373	No
27	GOM_NL__2PRFIN20110323_015017_000000553100_00376_47373_1110.N1	23-MAR-2011 01:50:17	Twilight_stray	54.500	11	53Alp Aql	0.76500	8000.0	109	47373	No
28	GOM_NL__2PRFIN20110323_020317_000000483100_00376_47373_1111.N1	23-MAR-2011 02:03:17	Dark	48.000	57	34Sig Sgr	2.0660	26000.	96	47373	No
29	GOM_NL__2PRFIN20110323_020504_000000653100_00376_47373_1112.N1	23-MAR-2011 02:05:04	Dark	64.500	137	22Lam Sgr	2.8240	4400.0	129	47373	No
30	GOM_NL__2PRFIN20110323_020651_000000583100_00376_47373_1113.N1	23-MAR-2011 02:06:51	Dark	57.500	38	20Eps Sgr	1.8360	11000.	115	47373	No
31	GOM_NL__2PRFIN20110323_021216_000000453100_00377_47374_1116.N1	23-MAR-2011 02:12:16	Dark	44.500	141	Bet Ara	2.8400	4600.0	89	47374	No
32	GOM_NL__2PRFIN20110323_021542_000000403100_00377_47374_1117.N1	23-MAR-2011 02:15:42	Dark	40.000	134	Bet TrA	2.8100	6600.0	80	47374	No
33	GOM_NL__2PRFIN20110323_021825_000000453100_00377_47374_1118.N1	23-MAR-2011 02:18:25	Dark	44.500	4	Alp1Cen	-0.010000	5800.0	89	47374	No
34	GOM_NL__2PRFIN20110323_022045_000000473100_00377_47374_1119.N1	23-MAR-2011 02:20:45	Dark	47.000	78	Alp Lup	2.3040	28000.	94	47374	No
35	GOM_NL__2PRFIN20110323_022218_000000523100_00377_47374_1120.N1	23-MAR-2011 02:22:18	Straylight	51.500	81	Eta Cen	2.3560	28000.	103	47374	No
36	GOM_NL__2PRFIN20110323_022421_000000423100_00377_47374_1121.N1	23-MAR-2011 02:24:21	Straylight	42.000	64	Gam Cen	2.2000	10600.	84	47374	No
37	GOM_NL__2PRFIN20110323_022643_000000493100_00377_47374_1122.N1	23-MAR-2011 02:26:43	Straylight	49.000	123	Iot Cen	2.7500	10200.	98	47374	No
38	GOM_NL__2PRFIN20110323_023201_000000533100_00377_47374_1123.N1	23-MAR-2011 02:32:01	Straylight	52.500	106	9Bet Crv	2.6480	5600.0	105	47374	No
39	GOM_NL__2PRFIN20110323_023408_000000503100_00377_47374_1124.N1	23-MAR-2011 02:34:08	Twilight_stray	49.500	100	4Gam Crv	2.5800	13100.	99	47374	No
40	GOM_NL__2PRFIN20110323_023950_000000253100_00377_47374_1125.N1	23-MAR-2011 02:39:50	Twilight_stray	25.000	121	29Gam Vir	2.7400	7200.0	50	47374	No
41	GOM_NL__2PRFIN20110323_024427_000000433100_00377_47374_1126.N1	23-MAR-2011 02:44:27	Bright	42.500	62	94Bet Leo	2.1360	9700.0	85	47374	No
42	GOM_NL__2PRFIN20110323_024550_000000413100_00377_47374_1127.N1	23-MAR-2011 02:45:50	Bright	40.500	96	68Del Leo	2.5600	9300.0	81	47374	No

43	GOM_NL__2PRFIN20110323_025245_000000393100_00377_47374_1128.N1	23-MAR-2011 02:52:45	Bright	39.000	174	52Psi UMa	3.0040	4400.0	78	47374	No
44	GOM_NL__2PRFIN20110323_025601_000000363100_00377_47374_1129.N1	23-MAR-2011 02:56:01	Bright	35.500	82	48Bet UMa	2.3650	10600.	71	47374	No
45	GOM_NL__2PRFIN20110323_025732_000000393100_00377_47374_1130.N1	23-MAR-2011 02:57:32	Bright	38.500	36	50Alp UMa	1.8000	6300.0	77	47374	No
46	GOM_NL__2PRFIN20110323_025918_000000463100_00377_47374_1131.N1	23-MAR-2011 02:59:18	Bright	45.500	55	79Zet UMa	2.0600	10200.	91	47374	No
47	GOM_NL__2PRFIN20110323_030418_000000403100_00377_47374_1132.N1	23-MAR-2011 03:04:18	Bright	39.500	60	7Bet UMi	2.0810	3950.0	79	47374	No
48	GOM_NL__2PRFIN20110323_030751_000000483100_00377_47374_1133.N1	23-MAR-2011 03:07:51	Bright	48.000	119	14Eta Dra	2.7270	4700.0	96	47374	No
49	GOM_NL__2PRFIN20110323_031303_000000373100_00377_47374_1134.N1	23-MAR-2011 03:13:03	Bright	37.000	89	5Alp Cep	2.4510	8000.0	74	47374	No
50	GOM_NL__2PRFIN20110323_031811_000000443100_00377_47374_1135.N1	23-MAR-2011 03:18:11	Bright	44.000	19	50Alp Cyg	1.2460	10500.	88	47374	No
51	GOM_NL__2PRFIN20110323_031946_000000413100_00377_47374_1136.N1	23-MAR-2011 03:19:46	Bright	41.000	66	37Gam Cyg	2.2080	5900.0	82	47374	No
52	GOM_NL__2PRFIN20110323_032136_000000393100_00377_47374_1137.N1	23-MAR-2011 03:21:36	Bright	39.000	92	53Eps Cyg	2.5000	4500.0	78	47374	No
53	GOM_NL__2PRFIN20110323_033032_000000643100_00377_47374_1138.N1	23-MAR-2011 03:30:32	Twilight	64.000	11	53Alp Aql	0.76500	8000.0	128	47374	No
54	GOM_NL__2PRFIN20110323_034124_000000493100_00377_47374_1139.N1	23-MAR-2011 03:41:24	Dark	48.500	155	41Pi Sgr	2.9000	6600.0	97	47374	No
55	GOM_NL__2PRFIN20110323_034332_000000513100_00377_47374_1140.N1	23-MAR-2011 03:43:32	Dark	51.000	57	34Sig Sgr	2.0660	26000.	102	47374	No
56	GOM_NL__2PRFIN20110323_034519_000000573100_00377_47374_1141.N1	23-MAR-2011 03:45:19	Dark	57.000	137	22Lam Sgr	2.8240	4400.0	114	47374	No
57	GOM_NL__2PRFIN20110323_034706_000000513100_00377_47374_1142.N1	23-MAR-2011 03:47:06	Dark	51.000	38	20Eps Sgr	1.8360	11000.	102	47374	No
58	GOM_NL__2PRFIN20110323_035231_000000443100_00378_47375_1131.N1	23-MAR-2011 03:52:31	Dark	43.500	141	Bet Ara	2.8400	4600.0	87	47375	No
59	GOM_NL__2PRFIN20110323_035557_000000403100_00378_47375_1132.N1	23-MAR-2011 03:55:57	Dark	40.000	134	Bet TrA	2.8100	6600.0	80	47375	No
60	GOM_NL__2PRFIN20110323_035839_000000573100_00378_47375_1133.N1	23-MAR-2011 03:58:39	Dark	57.000	4	Alp1Cen	-0.010000	5800.0	114	47375	No
61	GOM_NL__2PRFIN20110323_040100_000000473100_00378_47375_1134.N1	23-MAR-2011 04:01:00	Dark	47.000	78	Alp Lup	2.3040	28000.	94	47375	No
62	GOM_NL__2PRFIN20110323_040233_000000503100_00378_47375_1135.N1	23-MAR-2011 04:02:33	Straylight	50.000	81	Eta Cen	2.3560	28000.	100	47375	No
63	GOM_NL__2PRFIN20110323_040435_000000423100_00378_47375_1136.N1	23-MAR-2011 04:04:35	Straylight	41.500	64	Gam Cen	2.2000	10600.	83	47375	No
64	GOM_NL__2PRFIN20110323_040658_000000483100_00378_47375_1137.N1	23-MAR-2011 04:06:58	Straylight	48.000	123	Iot Cen	2.7500	10200.	96	47375	No
65	GOM_NL__2PRFIN20110323_041215_000000493100_00378_47375_1138.N1	23-MAR-2011 04:12:15	Straylight	49.000	106	9Bet Crv	2.6480	5600.0	98	47375	No
66	GOM_NL__2PRFIN20110323_041422_000000473100_00378_47375_1139.N1	23-MAR-2011 04:14:22	Twilight	46.500	100	4Gam Crv	2.5800	13100.	93	47375	No
67	GOM_NL__2PRFIN20110323_042003_000000253100_00378_47375_1140.N1	23-MAR-2011 04:20:03	Twilight	25.000	121	29Gam Vir	2.7400	7200.0	50	47375	No
68	GOM_NL__2PRFIN20110323_042440_000000423100_00378_47375_1141.N1	23-MAR-2011 04:24:40	Bright	42.000	62	94Bet Leo	2.1360	9700.0	84	47375	No
69	GOM_NL__2PRFIN20110323_042604_000000383100_00378_47375_1142.N1	23-MAR-2011 04:26:04	Bright	38.000	96	68Del Leo	2.5600	9300.0	76	47375	No
70	GOM_NL__2PRFIN20110323_043259_000000393100_00378_47375_1143.N1	23-MAR-2011 04:32:59	Bright	38.500	174	52Psi UMa	3.0040	4400.0	77	47375	No
71	GOM_NL__2PRFIN20110323_043616_000000363100_00378_47375_1144.N1	23-MAR-2011 04:36:16	Bright	36.000	82	48Bet UMa	2.3650	10600.	72	47375	No
72	GOM_NL__2PRFIN20110323_043746_000000403100_00378_47375_1145.N1	23-MAR-2011 04:37:46	Bright	40.000	36	50Alp UMa	1.8000	6300.0	80	47375	No
73	GOM_NL__2PRFIN20110323_043931_000000463100_00378_47375_1146.N1	23-MAR-2011 04:39:31	Bright	46.000	55	79Zet UMa	2.0600	10200.	92	47375	No
74	GOM_NL__2PRFIN20110323_044432_000000433100_00378_47375_1147.N1	23-MAR-2011 04:44:32	Bright	43.000	60	7Bet UMi	2.0810	3950.0	86	47375	No
75	GOM_NL__2PRFIN20110323_044805_000000483100_00378_47375_1148.N1	23-MAR-2011 04:48:05	Bright	48.000	119	14Eta Dra	2.7270	4700.0	96	47375	No
76	GOM_NL__2PRFIN20110323_045317_000000363100_00378_47375_1149.N1	23-MAR-2011 04:53:17	Bright	35.500	89	5Alp Cep	2.4510	8000.0	71	47375	No
77	GOM_NL__2PRFIN20110323_045825_000000403100_00378_47375_1150.N1	23-MAR-2011 04:58:25	Bright	39.500	19	50Alp Cyg	1.2460	10500.	79	47375	No
78	GOM_NL__2PRFIN20110323_050000_000000583100_00378_47375_1151.N1	23-MAR-2011 05:00:00	Bright	58.000	66	37Gam Cyg	2.2080	5900.0	116	47375	No
79	GOM_NL__2PRFIN20110323_050150_000000563100_00378_47375_1152.N1	23-MAR-2011 05:01:50	Bright	56.000	92	53Eps Cyg	2.5000	4500.0	112	47375	No
80	GOM_NL__2PRFIN20110323_051047_000000563100_00378_47375_1153.N1	23-MAR-2011 05:10:47	Twilight	55.500	11	53Alp Aql	0.76500	8000.0	111	47375	No
81	GOM_NL__2PRFIN20110323_052139_000000503100_00378_47375_1154.N1	23-MAR-2011 05:21:39	Dark	50.000	155	41Pi Sgr	2.9000	6600.0	100	47375	No
82	GOM_NL__2PRFIN20110323_052347_000000513100_00378_47375_1155.N1	23-MAR-2011 05:23:47	Dark	50.500	57	34Sig Sgr	2.0660	26000.	101	47375	No
83	GOM_NL__2PRFIN20110323_052535_000000683100_00378_47375_1156.N1	23-MAR-2011 05:25:35	Dark	67.500	137	22Lam Sgr	2.8240	4400.0	135	47375	No
84	GOM_NL__2PRFIN20110323_052721_000000523100_00378_47375_1157.N1	23-MAR-2011 05:27:21	Dark	52.000	38	20Eps Sgr	1.8360	11000.	104	47375	No
85	GOM_NL__2PRFIN20110323_053246_000000443100_00379_47376_1144.N1	23-MAR-2011 05:32:46	Dark	43.500	141	Bet Ara	2.8400	4600.0	87	47376	No
86	GOM_NL__2PRFIN20110323_053612_000000393100_00379_47376_1145.N1	23-MAR-2011 05:36:12	Dark	39.000	134	Bet TrA	2.8100	6600.0	78	47376	No
87	GOM_NL__2PRFIN20110323_053854_000000563100_00379_47376_1146.N1	23-MAR-2011 05:38:54	Dark	55.500	4	Alp1Cen	-0.010000	5800.0	111	47376	No
88	GOM_NL__2PRFIN20110323_054115_000000473100_00379_47376_1147.N1	23-MAR-2011 05:41:15	Dark	46.500	78	Alp Lup	2.3040	28000.	93	47376	No
89	GOM_NL__2PRFIN20110323_054248_000000503100_00379_47376_1148.N1	23-MAR-2011 05:42:48	Straylight	49.500	81	Eta Cen	2.3560	28000.	99	47376	No
90	GOM_NL__2PRFIN20110323_054450_000000433100_00379_47376_1149.N1	23-MAR-2011 05:44:50	Straylight	42.500	64	Gam Cen	2.2000	10600.	85	47376	No
91	GOM_NL__2PRFIN20110323_054713_000000473100_00379_47376_1150.N1	23-MAR-2011 05:47:13	Straylight	46.500	123	Iot Cen	2.7500	10200.	93	47376	No
92	GOM_NL__2PRFIN20110323_055229_000000493100_00379_47376_1151.N1	23-MAR-2011 05:52:29	Straylight	49.000	106	9Bet Crv	2.6480	5600.0	98	47376	No
93	GOM_NL__2PRFIN20110323_055436_000000473100_00379_47376_1152.N1	23-MAR-2011 05:54:36	Twilight	47.000	100	4Gam Crv	2.5800	13100.	94	47376	No
94	GOM_NL__2PRFIN20110323_060017_000000323100_00379_47376_1153.N1	23-MAR-2011 06:00:17	Twilight	32.000	121	29Gam Vir	2.7400	7200.0	64	47376	No
95	GOM_NL__2PRFIN20110323_060454_000000433100_00379_47376_1154.N1	23-MAR-2011 06:04:54	Bright	42.500	62	94Bet Leo	2.1360	9700.0	85	47376	No
96	GOM_NL__2PRFIN20110323_060618_000000393100_00379_47376_1155.N1	23-MAR-2011 06:06:18	Bright	38.500	96	68Del Leo	2.5600	9300.0	77	47376	No
97	GOM_NL__2PRFIN20110323_061313_000000373100_00379_47376_1156.N1	23-MAR-2011 06:13:13	Bright	36.500	174	52Psi UMa	3.0040	4400.0	73	47376	No
98	GOM_NL__2PRFIN20110323_061630_000000373100_00379_47376_1157.N1	23-MAR-2011 06:16:30	Bright	37.000	82	48Bet UMa	2.3650	10600.	74	47376	No
99	GOM_NL__2PRFIN20110323_061800_000000403100_00379_47376_1158.N1	23-MAR-2011 06:18:00	Bright	40.000	36	50Alp UMa	1.8000	6300.0	80	47376	No
100	GOM_NL__2PRFIN20110323_061945_000000463100_00379_47376_1159.N1	23-MAR-2011 06:19:45	Bright	45.500	55	79Zet UMa	2.0600	10200.	91	47376	No
101	GOM_NL__2PRFIN20110323_062446_000000413100_00379_47376_1160.N1	23-MAR-2011 06:24:46	Bright	40.500	60	7Bet UMi	2.0810	3950.0	81	47376	No

102	GOM_NL__2PRFIN20110323_062818_000000483100_00379_47376_1161.N1	23-MAR-2011 06:28:18	Bright	48.000	119	14Eta Dra	2.7270	4700.0	96	47376	No
103	GOM_NL__2PRFIN20110323_063332_000000383100_00379_47376_1162.N1	23-MAR-2011 06:33:32	Bright	37.500	89	5Alp Cep	2.4510	8000.0	75	47376	No
104	GOM_NL__2PRFIN20110323_063839_000000373100_00379_47376_1163.N1	23-MAR-2011 06:38:39	Bright	36.500	19	50Alp Cyg	1.2460	10500.	73	47376	No
105	GOM_NL__2PRFIN20110323_064014_000000403100_00379_47376_1164.N1	23-MAR-2011 06:40:14	Bright	39.500	66	37Gam Cyg	2.2080	5900.0	79	47376	No
106	GOM_NL__2PRFIN20110323_064205_000000373100_00379_47376_1165.N1	23-MAR-2011 06:42:05	Bright	37.000	92	53Eps Cyg	2.5000	4500.0	74	47376	No
107	GOM_NL__2PRFIN20110323_065101_000000563100_00379_47376_1166.N1	23-MAR-2011 06:51:01	Twilight	55.500	11	53Alp Aql	0.76500	8000.0	111	47376	No
108	GOM_NL__2PRFIN20110323_070155_000000533100_00379_47376_1167.N1	23-MAR-2011 07:01:55	Dark	52.500	155	41Pi Sgr	2.9000	6600.0	105	47376	No
109	GOM_NL__2PRFIN20110323_070402_000000543100_00379_47376_1168.N1	23-MAR-2011 07:04:02	Dark	53.500	57	34Sig Sgr	2.0660	26000.	107	47376	No
110	GOM_NL__2PRFIN20110323_070550_000000613100_00379_47376_1169.N1	23-MAR-2011 07:05:50	Dark	61.000	137	22Lam Sgr	2.8240	4400.0	122	47376	No
111	GOM_NL__2PRFIN20110323_070737_000000543100_00379_47376_1170.N1	23-MAR-2011 07:07:37	Dark	54.000	38	20Eps Sgr	1.8360	11000.	108	47376	No
112	GOM_NL__2PRFIN20110323_071301_000000433100_00380_47377_1155.N1	23-MAR-2011 07:13:01	Dark	42.500	141	Bet Ara	2.8400	4600.0	85	47377	No
113	GOM_NL__2PRFIN20110323_071626_000000423100_00380_47377_1156.N1	23-MAR-2011 07:16:26	Dark	41.500	134	Bet TrA	2.8100	6600.0	83	47377	No
114	GOM_NL__2PRFIN20110323_071909_000000573100_00380_47377_1157.N1	23-MAR-2011 07:19:09	Dark	57.000	4	Alp1Cen	-0.010000	5800.0	114	47377	No
115	GOM_NL__2PRFIN20110323_072130_000000483100_00380_47377_1158.N1	23-MAR-2011 07:21:30	Dark	48.000	78	Alp Lup	2.3040	28000.	96	47377	No
116	GOM_NL__2PRFIN20110323_072302_000000503100_00380_47377_1159.N1	23-MAR-2011 07:23:02	Straylight	50.000	81	Eta Cen	2.3560	28000.	100	47377	No
117	GOM_NL__2PRFIN20110323_072504_000000433100_00380_47377_1160.N1	23-MAR-2011 07:25:04	Straylight	42.500	64	Gam Cen	2.2000	10600.	85	47377	No
118	GOM_NL__2PRFIN20110323_072727_000000493100_00380_47377_1161.N1	23-MAR-2011 07:27:27	Straylight	49.000	123	lot Cen	2.7500	10200.	98	47377	No
119	GOM_NL__2PRFIN20110323_073244_000000493100_00380_47377_1162.N1	23-MAR-2011 07:32:44	Straylight	48.500	106	9Bet Crv	2.6480	5600.0	97	47377	No
120	GOM_NL__2PRFIN20110323_073451_000000463100_00380_47377_1163.N1	23-MAR-2011 07:34:51	Twilight	45.500	100	4Gam Crv	2.5800	13100.	91	47377	No
121	GOM_NL__2PRFIN20110323_074031_000000323100_00380_47377_1164.N1	23-MAR-2011 07:40:31	Twilight	32.000	121	29Gam Vir	2.7400	7200.0	64	47377	No
122	GOM_NL__2PRFIN20110323_074508_000000433100_00380_47377_1165.N1	23-MAR-2011 07:45:08	Bright	42.500	62	94Bet Leo	2.1360	9700.0	85	47377	No
123	GOM_NL__2PRFIN20110323_074632_000000403100_00380_47377_1166.N1	23-MAR-2011 07:46:32	Bright	39.500	96	68Del Leo	2.5600	9300.0	79	47377	No
124	GOM_NL__2PRFIN20110323_075327_000000553100_00380_47377_1167.N1	23-MAR-2011 07:53:27	Bright	55.000	174	52Psi UMa	3.0040	4400.0	110	47377	No
125	GOM_NL__2PRFIN20110323_075643_000000393100_00380_47377_1168.N1	23-MAR-2011 07:56:43	Bright	39.000	82	48Bet UMa	2.3650	10600.	78	47377	No
126	GOM_NL__2PRFIN20110323_075814_000000383100_00380_47377_1169.N1	23-MAR-2011 07:58:14	Bright	38.000	36	50Alp UMa	1.8000	6300.0	76	47377	No
127	GOM_NL__2PRFIN20110323_075958_000000453100_00380_47377_1170.N1	23-MAR-2011 07:59:58	Bright	44.500	55	79Zet UMa	2.0600	10200.	89	47377	No
128	GOM_NL__2PRFIN20110323_080500_000000423100_00380_47377_1171.N1	23-MAR-2011 08:05:00	Bright	41.500	60	7Bet UMi	2.0810	3950.0	83	47377	No
129	GOM_NL__2PRFIN20110323_080832_000000493100_00380_47377_1172.N1	23-MAR-2011 08:08:32	Bright	49.000	119	14Eta Dra	2.7270	4700.0	98	47377	No
130	GOM_NL__2PRFIN20110323_081346_000000373100_00380_47377_1173.N1	23-MAR-2011 08:13:46	Bright	36.500	89	5Alp Cep	2.4510	8000.0	73	47377	No
131	GOM_NL__2PRFIN20110323_081853_000000383100_00380_47377_1174.N1	23-MAR-2011 08:18:53	Bright	38.000	19	50Alp Cyg	1.2460	10500.	76	47377	No
132	GOM_NL__2PRFIN20110323_082028_000000413100_00380_47377_1175.N1	23-MAR-2011 08:20:28	Bright	41.000	66	37Gam Cyg	2.2080	5900.0	82	47377	No
133	GOM_NL__2PRFIN20110323_082219_000000403100_00380_47377_1176.N1	23-MAR-2011 08:22:19	Bright	39.500	92	53Eps Cyg	2.5000	4500.0	79	47377	No
134	GOM_NL__2PRFIN20110323_083116_000000593100_00380_47377_1177.N1	23-MAR-2011 08:31:16	Twilight	59.000	11	53Alp Aql	0.76500	8000.0	118	47377	No
135	GOM_NL__2PRFIN20110323_084209_000000543100_00380_47377_1178.N1	23-MAR-2011 08:42:09	Dark	54.000	155	41Pi Sgr	2.9000	6600.0	108	47377	No
136	GOM_NL__2PRFIN20110323_084417_000000533100_00380_47377_1179.N1	23-MAR-2011 08:44:17	Dark	52.500	57	34Sig Sgr	2.0660	26000.	105	47377	No
137	GOM_NL__2PRFIN20110323_084605_000000613100_00380_47377_1180.N1	23-MAR-2011 08:46:05	Dark	61.000	137	22Lam Sgr	2.8240	4400.0	122	47377	No
138	GOM_NL__2PRFIN20110323_084752_000000543100_00380_47377_1181.N1	23-MAR-2011 08:47:52	Dark	54.000	38	20Eps Sgr	1.8360	11000.	108	47377	No
139	GOM_NL__2PRFIN20110323_085315_000000453100_00381_47378_1197.N1	23-MAR-2011 08:53:15	Dark	44.500	141	Bet Ara	2.8400	4600.0	89	47378	No
140	GOM_NL__2PRFIN20110323_085641_000000413100_00381_47378_1198.N1	23-MAR-2011 08:56:41	Dark	40.500	134	Bet TrA	2.8100	6600.0	81	47378	No
141	GOM_NL__2PRFIN20110323_085923_000000463100_00381_47378_1199.N1	23-MAR-2011 08:59:23	Dark	45.500	4	Alp1Cen	-0.010000	5800.0	91	47378	No
142	GOM_NL__2PRFIN20110323_090144_000000473100_00381_47378_1200.N1	23-MAR-2011 09:01:44	Dark	47.000	78	Alp Lup	2.3040	28000.	94	47378	No
143	GOM_NL__2PRFIN20110323_090317_000000513100_00381_47378_1201.N1	23-MAR-2011 09:03:17	Straylight	51.000	81	Eta Cen	2.3560	28000.	102	47378	No
144	GOM_NL__2PRFIN20110323_090518_000000443100_00381_47378_1202.N1	23-MAR-2011 09:05:18	Straylight	43.500	64	Gam Cen	2.2000	10600.	87	47378	No
145	GOM_NL__2PRFIN20110323_090742_000000483100_00381_47378_1203.N1	23-MAR-2011 09:07:42	Straylight	47.500	123	lot Cen	2.7500	10200.	95	47378	No
146	GOM_NL__2PRFIN20110323_091258_000000513100_00381_47378_1204.N1	23-MAR-2011 09:12:58	Straylight	51.000	106	9Bet Crv	2.6480	5600.0	102	47378	No
147	GOM_NL__2PRFIN20110323_091505_000000453100_00381_47378_1205.N1	23-MAR-2011 09:15:05	Twilight	45.000	100	4Gam Crv	2.5800	13100.	90	47378	No
148	GOM_NL__2PRFIN20110323_092045_000000393100_00381_47378_1206.N1	23-MAR-2011 09:20:45	Bright	39.000	121	29Gam Vir	2.7400	7200.0	78	47378	No
149	GOM_NL__2PRFIN20110323_092522_000000423100_00381_47378_1207.N1	23-MAR-2011 09:25:22	Bright	42.000	62	94Bet Leo	2.1360	9700.0	84	47378	No
150	GOM_NL__2PRFIN20110323_092645_000000393100_00381_47378_1208.N1	23-MAR-2011 09:26:45	Bright	39.000	96	68Del Leo	2.5600	9300.0	78	47378	No
151	GOM_NL__2PRFIN20110323_093341_000000403100_00381_47378_1209.N1	23-MAR-2011 09:33:41	Bright	40.000	174	52Psi UMa	3.0040	4400.0	80	47378	No
152	GOM_NL__2PRFIN20110323_093657_000000373100_00381_47378_1210.N1	23-MAR-2011 09:36:57	Bright	36.500	82	48Bet UMa	2.3650	10600.	73	47378	No
153	GOM_NL__2PRFIN20110323_093828_000000393100_00381_47378_1211.N1	23-MAR-2011 09:38:28	Bright	38.500	36	50Alp UMa	1.8000	6300.0	77	47378	No
154	GOM_NL__2PRFIN20110323_094011_000000443100_00381_47378_1212.N1	23-MAR-2011 09:40:11	Bright	44.000	55	79Zet UMa	2.0600	10200.	88	47378	No
155	GOM_NL__2PRFIN20110323_094514_000000423100_00381_47378_1213.N1	23-MAR-2011 09:45:14	Bright	42.000	60	7Bet UMi	2.0810	3950.0	84	47378	No
156	GOM_NL__2PRFIN20110323_094845_000000503100_00381_47378_1214.N1	23-MAR-2011 09:48:45	Bright	50.000	119	14Eta Dra	2.7270	4700.0	100	47378	No
157	GOM_NL__2PRFIN20110323_095400_000000373100_00381_47378_1215.N1	23-MAR-2011 09:54:00	Bright	36.500	89	5Alp Cep	2.4510	8000.0	73	47378	No
158	GOM_NL__2PRFIN20110323_095907_000000403100_00381_47378_1216.N1	23-MAR-2011 09:59:07	Bright	39.500	19	50Alp Cyg	1.2460	10500.	79	47378	No
159	GOM_NL__2PRFIN20110323_100043_000000393100_00381_47378_1217.N1	23-MAR-2011 10:00:43	Bright	38.500	66	37Gam Cyg	2.2080	5900.0	77	47378	No
160	GOM_NL__2PRFIN20110323_100233_000000373100_00381_47378_1218.N1	23-MAR-2011 10:02:33	Bright	37.000	92	53Eps Cyg	2.5000	4500.0	74	47378	No

161	GOM_NL__2PRFIN20110323_101130_000000623100_00381_47378_1219.N1	23-MAR-2011 10:11:30	Twilight	62.000	11	53Alp Aql	0.76500	8000.0	124	47378	No
162	GOM_NL__2PRFIN20110323_102224_000000523100_00381_47378_1220.N1	23-MAR-2011 10:22:24	Dark	52.000	155	41Pi Sgr	2.9000	6600.0	104	47378	No
163	GOM_NL__2PRFIN20110323_102432_000000523100_00381_47378_1221.N1	23-MAR-2011 10:24:32	Dark	52.000	57	34Sig Sgr	2.0660	26000.	104	47378	No
164	GOM_NL__2PRFIN20110323_102621_000000583100_00381_47378_1222.N1	23-MAR-2011 10:26:21	Dark	57.500	137	22Lam Sgr	2.8240	4400.0	115	47378	No
165	GOM_NL__2PRFIN20110323_102807_000000543100_00381_47378_1223.N1	23-MAR-2011 10:28:07	Dark	53.500	38	20Eps Sgr	1.8360	11000.	107	47378	No
166	GOM_NL__2PRFIN20110323_103330_000000433100_00382_47379_1236.N1	23-MAR-2011 10:33:30	Dark	43.000	141	Bet Ara	2.8400	4600.0	86	47379	No
167	GOM_NL__2PRFIN20110323_103655_000000413100_00382_47379_1237.N1	23-MAR-2011 10:36:55	Dark	40.500	134	Bet TrA	2.8100	6600.0	81	47379	No
168	GOM_NL__2PRFIN20110323_103938_000000483100_00382_47379_1238.N1	23-MAR-2011 10:39:38	Dark	47.500	4	Alp1Cen	-0.010000	5800.0	95	47379	No
169	GOM_NL__2PRFIN20110323_104159_000000473100_00382_47379_1239.N1	23-MAR-2011 10:41:59	Dark	47.000	78	Alp Lup	2.3040	28000.	94	47379	No
170	GOM_NL__2PRFIN20110323_104332_000000503100_00382_47379_1240.N1	23-MAR-2011 10:43:32	Straylight	49.500	81	Eta Cen	2.3560	28000.	99	47379	No
171	GOM_NL__2PRFIN20110323_104533_000000463100_00382_47379_1241.N1	23-MAR-2011 10:45:33	Straylight	46.000	64	Gam Cen	2.2000	10600.	92	47379	No
172	GOM_NL__2PRFIN20110323_104756_000000463100_00382_47379_1242.N1	23-MAR-2011 10:47:56	Straylight	45.500	123	Iot Cen	2.7500	10200.	91	47379	No
173	GOM_NL__2PRFIN20110323_105312_000000493100_00382_47379_1243.N1	23-MAR-2011 10:53:12	Straylight	48.500	106	9Bet Crv	2.6480	5600.0	97	47379	No
174	GOM_NL__2PRFIN20110323_105519_000000483100_00382_47379_1244.N1	23-MAR-2011 10:55:19	Twilight	47.500	100	4Gam Crv	2.5800	13100.	95	47379	No
175	GOM_NL__2PRFIN20110323_110058_000000393100_00382_47379_1245.N1	23-MAR-2011 11:00:58	Bright	39.000	121	29Gam Vir	2.7400	7200.0	78	47379	No
176	GOM_NL__2PRFIN20110323_110535_000000423100_00382_47379_1246.N1	23-MAR-2011 11:05:35	Bright	42.000	62	94Bet Leo	2.1360	9700.0	84	47379	No
177	GOM_NL__2PRFIN20110323_110659_000000393100_00382_47379_1247.N1	23-MAR-2011 11:06:59	Bright	39.000	96	68Del Leo	2.5600	9300.0	78	47379	No
178	GOM_NL__2PRFIN20110323_111354_000000383100_00382_47379_1248.N1	23-MAR-2011 11:13:54	Bright	38.000	174	52Psi UMa	3.0040	4400.0	76	47379	No
179	GOM_NL__2PRFIN20110323_111711_000000383100_00382_47379_1249.N1	23-MAR-2011 11:17:11	Bright	37.500	82	48Bet UMa	2.3650	10600.	75	47379	No
180	GOM_NL__2PRFIN20110323_111842_000000393100_00382_47379_1250.N1	23-MAR-2011 11:18:42	Bright	39.000	36	50Alp UMa	1.8000	6300.0	78	47379	No
181	GOM_NL__2PRFIN20110323_112024_000000463100_00382_47379_1251.N1	23-MAR-2011 11:20:24	Bright	46.000	55	79Zet UMa	2.0600	10200.	92	47379	No
182	GOM_NL__2PRFIN20110323_112527_000000413100_00382_47379_1252.N1	23-MAR-2011 11:25:27	Bright	40.500	60	7Bet UMi	2.0810	3950.0	81	47379	No
183	GOM_NL__2PRFIN20110323_112858_000000483100_00382_47379_1253.N1	23-MAR-2011 11:28:58	Bright	47.500	119	14Eta Dra	2.7270	4700.0	95	47379	No
184	GOM_NL__2PRFIN20110323_113413_000000533100_00382_47379_1254.N1	23-MAR-2011 11:34:13	Bright	53.000	89	5Alp Cep	2.4510	8000.0	106	47379	No
185	GOM_NL__2PRFIN20110323_113921_000000403100_00382_47379_1255.N1	23-MAR-2011 11:39:21	Bright	40.000	19	50Alp Cyg	1.2460	10500.	80	47379	No
186	GOM_NL__2PRFIN20110323_114056_000000413100_00382_47379_1256.N1	23-MAR-2011 11:40:56	Bright	41.000	66	37Gam Cyg	2.2080	5900.0	82	47379	No
187	GOM_NL__2PRFIN20110323_114247_000000383100_00382_47379_1257.N1	23-MAR-2011 11:42:47	Bright	38.000	92	53Eps Cyg	2.5000	4500.0	76	47379	No
188	GOM_NL__2PRFIN20110323_115145_000000593100_00382_47379_1258.N1	23-MAR-2011 11:51:45	Twilight	58.500	11	53Alp Aql	0.76500	8000.0	117	47379	No
189	GOM_NL__2PRFIN20110323_120239_000000543100_00382_47379_1259.N1	23-MAR-2011 12:02:39	Dark	53.500	155	41Pi Sgr	2.9000	6600.0	107	47379	No
190	GOM_NL__2PRFIN20110323_120448_000000503100_00382_47379_1260.N1	23-MAR-2011 12:04:48	Dark	49.500	57	34Sig Sgr	2.0660	26000.	99	47379	No
191	GOM_NL__2PRFIN20110323_120636_000000693100_00382_47379_1261.N1	23-MAR-2011 12:06:36	Dark	69.000	137	22Lam Sgr	2.8240	4400.0	138	47379	No
192	GOM_NL__2PRFIN20110323_120822_000000543100_00382_47379_1262.N1	23-MAR-2011 12:08:22	Dark	54.000	38	20Eps Sgr	1.8360	11000.	108	47379	No
193	GOM_NL__2PRFIN20110323_121345_000000443100_00383_47380_1270.N1	23-MAR-2011 12:13:45	Dark	43.500	141	Bet Ara	2.8400	4600.0	87	47380	No
194	GOM_NL__2PRFIN20110323_121710_000000403100_00383_47380_1271.N1	23-MAR-2011 12:17:10	Dark	40.000	134	Bet TrA	2.8100	6600.0	80	47380	No
195	GOM_NL__2PRFIN20110323_121952_000000553100_00383_47380_1272.N1	23-MAR-2011 12:19:52	Dark	55.000	4	Alp1Cen	-0.010000	5800.0	110	47380	No
196	GOM_NL__2PRFIN20110323_122214_000000473100_00383_47380_1273.N1	23-MAR-2011 12:22:14	Dark	47.000	78	Alp Lup	2.3040	28000.	94	47380	No
197	GOM_NL__2PRFIN20110323_122347_000000493100_00383_47380_1274.N1	23-MAR-2011 12:23:47	Straylight	48.500	81	Eta Cen	2.3560	28000.	97	47380	No
198	GOM_NL__2PRFIN20110323_122547_000000433100_00383_47380_1275.N1	23-MAR-2011 12:25:47	Straylight	43.000	64	Gam Cen	2.2000	10600.	86	47380	No
199	GOM_NL__2PRFIN20110323_122811_000000493100_00383_47380_1276.N1	23-MAR-2011 12:28:11	Straylight	48.500	123	Iot Cen	2.7500	10200.	97	47380	No
200	GOM_NL__2PRFIN20110323_123326_000000483100_00383_47380_1277.N1	23-MAR-2011 12:33:26	Straylight	48.000	106	9Bet Crv	2.6480	5600.0	96	47380	No
201	GOM_NL__2PRFIN20110323_123533_000000483100_00383_47380_1278.N1	23-MAR-2011 12:35:33	Twilight	47.500	100	4Gam Crv	2.5800	13100.	95	47380	No
202	GOM_NL__2PRFIN20110323_124112_000000463100_00383_47380_1279.N1	23-MAR-2011 12:41:12	Bright	46.000	121	29Gam Vir	2.7400	7200.0	92	47380	No
203	GOM_NL__2PRFIN20110323_124549_000000423100_00383_47380_1280.N1	23-MAR-2011 12:45:49	Bright	42.000	62	94Bet Leo	2.1360	9700.0	84	47380	No
204	GOM_NL__2PRFIN20110323_124713_000000393100_00383_47380_1281.N1	23-MAR-2011 12:47:13	Bright	38.500	96	68Del Leo	2.5600	9300.0	77	47380	No
205	GOM_NL__2PRFIN20110323_125408_000000373100_00383_47380_1282.N1	23-MAR-2011 12:54:08	Bright	36.500	174	52Psi UMa	3.0040	4400.0	73	47380	No
206	GOM_NL__2PRFIN20110323_125725_000000373100_00383_47380_1283.N1	23-MAR-2011 12:57:25	Bright	37.000	82	48Bet UMa	2.3650	10600.	74	47380	No
207	GOM_NL__2PRFIN20110323_125856_000000393100_00383_47380_1284.N1	23-MAR-2011 12:58:56	Bright	39.000	36	50Alp UMa	1.8000	6300.0	78	47380	No
208	GOM_NL__2PRFIN20110323_130038_000000453100_00383_47380_1285.N1	23-MAR-2011 13:00:38	Bright	45.000	55	79Zet UMa	2.0600	10200.	90	47380	No
209	GOM_NL__2PRFIN20110323_130541_000000383100_00383_47380_1286.N1	23-MAR-2011 13:05:41	Bright	37.500	60	7Bet UMi	2.0810	3950.0	75	47380	No
210	GOM_NL__2PRFIN20110323_130911_000000473100_00383_47380_1287.N1	23-MAR-2011 13:09:11	Bright	47.000	119	14Eta Dra	2.7270	4700.0	94	47380	No
211	GOM_NL__2PRFIN20110323_131428_000000363100_00383_47380_1288.N1	23-MAR-2011 13:14:28	Bright	36.000	89	5Alp Cep	2.4510	8000.0	72	47380	No
212	GOM_NL__2PRFIN20110323_131935_000000393100_00383_47380_1289.N1	23-MAR-2011 13:19:35	Bright	38.500	19	50Alp Cyg	1.2460	10500.	77	47380	No
213	GOM_NL__2PRFIN20110323_132110_000000393100_00383_47380_1290.N1	23-MAR-2011 13:21:10	Bright	38.500	66	37Gam Cyg	2.2080	5900.0	77	47380	No
214	GOM_NL__2PRFIN20110323_132301_000000563100_00383_47380_1291.N1	23-MAR-2011 13:23:01	Bright	56.000	92	53Eps Cyg	2.5000	4500.0	112	47380	No
215	GOM_NL__2PRFIN20110323_133159_000000603100_00383_47380_1292.N1	23-MAR-2011 13:31:59	Twilight	60.000	11	53Alp Aql	0.76500	8000.0	120	47380	No
216	GOM_NL__2PRFIN20110323_134254_000000553100_00383_47380_1293.N1	23-MAR-2011 13:42:54	Dark	55.000	155	41Pi Sgr	2.9000	6600.0	110	47380	No
217	GOM_NL__2PRFIN20110323_134502_000000503100_00383_47380_1294.N1	23-MAR-2011 13:45:02	Dark	50.000	57	34Sig Sgr	2.0660	26000.	100	47380	No
218	GOM_NL__2PRFIN20110323_134651_000000583100_00383_47380_1295.N1	23-MAR-2011 13:46:51	Dark	57.500	137	22Lam Sgr	2.8240	4400.0	115	47380	No
219	GOM_NL__2PRFIN20110323_134837_000000523100_00383_47380_1296.N1	23-MAR-2011 13:48:37	Dark	52.000	38	20Eps Sgr	1.8360	11000.	104	47380	No

220	GOM_NL__2PRFIN20110323_135359_000000443100_00384_47381_1359.N1	23-MAR-2011 13:53:59	Dark	43.500	141	Bet Ara	2.8400	4600.0	87	47381	No
221	GOM_NL__2PRFIN20110323_135724_000000393100_00384_47381_1360.N1	23-MAR-2011 13:57:24	Dark	38.500	134	Bet TrA	2.8100	6600.0	77	47381	No
222	GOM_NL__2PRFIN20110323_140007_000000443100_00384_47381_1361.N1	23-MAR-2011 14:00:07	Dark	43.500	4	Alp1Cen	-0.010000	5800.0	87	47381	No
223	GOM_NL__2PRFIN20110323_140229_000000453100_00384_47381_1362.N1	23-MAR-2011 14:02:29	Dark	45.000	78	Alp Lup	2.3040	28000.	90	47381	No
224	GOM_NL__2PRFIN20110323_140401_000000513100_00384_47381_1363.N1	23-MAR-2011 14:04:01	Straylight	51.000	81	Eta Cen	2.3560	28000.	102	47381	No
225	GOM_NL__2PRFIN20110323_140602_000000453100_00384_47381_1364.N1	23-MAR-2011 14:06:02	Straylight	44.500	64	Gam Cen	2.2000	10600.	89	47381	No
226	GOM_NL__2PRFIN20110323_140825_000000503100_00384_47381_1365.N1	23-MAR-2011 14:08:25	Straylight	49.500	123	lot Cen	2.7500	10200.	99	47381	No
227	GOM_NL__2PRFIN20110323_141340_000000513100_00384_47381_1366.N1	23-MAR-2011 14:13:40	Straylight	50.500	106	9Bet Crv	2.6480	5600.0	101	47381	No
228	GOM_NL__2PRFIN20110323_141547_000000453100_00384_47381_1367.N1	23-MAR-2011 14:15:47	Tw_i_and_stray	44.500	100	4Gam Crv	2.5800	13100.	89	47381	No
229	GOM_NL__2PRFIN20110323_142126_000000463100_00384_47381_1368.N1	23-MAR-2011 14:21:26	Bright	46.000	121	29Gam Vir	2.7400	7200.0	92	47381	No
230	GOM_NL__2PRFIN20110323_142603_000000423100_00384_47381_1369.N1	23-MAR-2011 14:26:03	Bright	42.000	62	94Bet Leo	2.1360	9700.0	84	47381	No
231	GOM_NL__2PRFIN20110323_142727_000000393100_00384_47381_1370.N1	23-MAR-2011 14:27:27	Bright	38.500	96	68Del Leo	2.5600	9300.0	77	47381	No
232	GOM_NL__2PRFIN20110323_143422_000000393100_00384_47381_1371.N1	23-MAR-2011 14:34:22	Bright	38.500	174	52Psi UMa	3.0040	4400.0	77	47381	No
233	GOM_NL__2PRFIN20110323_143739_000000383100_00384_47381_1372.N1	23-MAR-2011 14:37:39	Bright	38.000	82	48Bet UMa	2.3650	10600.	76	47381	No
234	GOM_NL__2PRFIN20110323_143909_000000393100_00384_47381_1373.N1	23-MAR-2011 14:39:09	Bright	39.000	36	50Alp UMa	1.8000	6300.0	78	47381	No
235	GOM_NL__2PRFIN20110323_144051_000000453100_00384_47381_1374.N1	23-MAR-2011 14:40:51	Bright	45.000	55	79Zet UMa	2.0600	10200.	90	47381	No
236	GOM_NL__2PRFIN20110323_144554_000000423100_00384_47381_1375.N1	23-MAR-2011 14:45:54	Bright	41.500	60	7Bet UMi	2.0810	3950.0	83	47381	No
237	GOM_NL__2PRFIN20110323_144925_000000503100_00384_47381_1376.N1	23-MAR-2011 14:49:25	Bright	49.500	119	14Eta Dra	2.7270	4700.0	99	47381	No
238	GOM_NL__2PRFIN20110323_145441_000000373100_00384_47381_1377.N1	23-MAR-2011 14:54:41	Bright	37.000	89	5Alp Cep	2.4510	8000.0	74	47381	No
239	GOM_NL__2PRFIN20110323_145949_000000363100_00384_47381_1378.N1	23-MAR-2011 14:59:49	Bright	36.000	19	50Alp Cyg	1.2460	10500.	72	47381	No
240	GOM_NL__2PRFIN20110323_150125_000000413100_00384_47381_1379.N1	23-MAR-2011 15:01:25	Bright	40.500	66	37Gam Cyg	2.2080	5900.0	81	47381	No
241	GOM_NL__2PRFIN20110323_150315_000000563100_00384_47381_1380.N1	23-MAR-2011 15:03:15	Bright	56.000	92	53Eps Cyg	2.5000	4500.0	112	47381	No
242	GOM_NL__2PRFIN20110323_151214_000000623100_00384_47381_1381.N1	23-MAR-2011 15:12:14	Tw_i_and_stray	61.500	11	53Alp Aql	0.76500	8000.0	123	47381	No
243	GOM_NL__2PRFIN20110323_152310_000000503100_00384_47381_1382.N1	23-MAR-2011 15:23:10	Dark	49.500	155	41Pi Sgr	2.9000	6600.0	99	47381	No
244	GOM_NL__2PRFIN20110323_152518_000000503100_00384_47381_1383.N1	23-MAR-2011 15:25:18	Dark	49.500	57	34Sig Sgr	2.0660	26000.	99	47381	No
245	GOM_NL__2PRFIN20110323_152707_000000573100_00384_47381_1384.N1	23-MAR-2011 15:27:07	Dark	56.500	137	22Lam Sgr	2.8240	4400.0	113	47381	No
246	GOM_NL__2PRFIN20110323_152852_000000503100_00384_47381_1385.N1	23-MAR-2011 15:28:52	Dark	49.500	38	20Eps Sgr	1.8360	11000.	99	47381	No
247	GOM_NL__2PRFIN20110323_153414_000000453100_00385_47382_1379.N1	23-MAR-2011 15:34:14	Dark	45.000	141	Bet Ara	2.8400	4600.0	90	47382	No
248	GOM_NL__2PRFIN20110323_153738_000000403100_00385_47382_1380.N1	23-MAR-2011 15:37:38	Dark	40.000	134	Bet TrA	2.8100	6600.0	80	47382	No
249	GOM_NL__2PRFIN20110323_154021_000000443100_00385_47382_1381.N1	23-MAR-2011 15:40:21	Dark	44.000	4	Alp1Cen	-0.010000	5800.0	88	47382	No
250	GOM_NL__2PRFIN20110323_154244_000000473100_00385_47382_1382.N1	23-MAR-2011 15:42:44	Dark	46.500	78	Alp Lup	2.3040	28000.	93	47382	No
251	GOM_NL__2PRFIN20110323_154416_000000523100_00385_47382_1383.N1	23-MAR-2011 15:44:16	Straylight	52.000	81	Eta Cen	2.3560	28000.	104	47382	No
252	GOM_NL__2PRFIN20110323_154616_000000463100_00385_47382_1384.N1	23-MAR-2011 15:46:16	Straylight	45.500	64	Gam Cen	2.2000	10600.	91	47382	No
253	GOM_NL__2PRFIN20110323_154840_000000483100_00385_47382_1385.N1	23-MAR-2011 15:48:40	Straylight	48.000	123	lot Cen	2.7500	10200.	96	47382	No
254	GOM_NL__2PRFIN20110323_155355_000000533100_00385_47382_1386.N1	23-MAR-2011 15:53:55	Straylight	53.000	106	9Bet Crv	2.6480	5600.0	106	47382	No
255	GOM_NL__2PRFIN20110323_155601_000000473100_00385_47382_1387.N1	23-MAR-2011 15:56:01	Tw_i_and_stray	47.000	100	4Gam Crv	2.5800	13100.	94	47382	No
256	GOM_NL__2PRFIN20110323_160140_000000493100_00385_47382_1388.N1	23-MAR-2011 16:01:40	Bright	49.000	121	29Gam Vir	2.7400	7200.0	98	47382	No
257	GOM_NL__2PRFIN20110323_160616_000000433100_00385_47382_1389.N1	23-MAR-2011 16:06:16	Bright	42.500	62	94Bet Leo	2.1360	9700.0	85	47382	No
258	GOM_NL__2PRFIN20110323_160741_000000383100_00385_47382_1390.N1	23-MAR-2011 16:07:41	Bright	38.000	96	68Del Leo	2.5600	9300.0	76	47382	No
259	GOM_NL__2PRFIN20110323_161436_000000383100_00385_47382_1391.N1	23-MAR-2011 16:14:36	Bright	37.500	174	52Psi UMa	3.0040	4400.0	75	47382	No
260	GOM_NL__2PRFIN20110323_161752_000000383100_00385_47382_1392.N1	23-MAR-2011 16:17:52	Bright	38.000	82	48Bet UMa	2.3650	10600.	76	47382	No
261	GOM_NL__2PRFIN20110323_161924_000000393100_00385_47382_1393.N1	23-MAR-2011 16:19:24	Bright	39.000	36	50Alp UMa	1.8000	6300.0	78	47382	No
262	GOM_NL__2PRFIN20110323_162104_000000463100_00385_47382_1394.N1	23-MAR-2011 16:21:04	Bright	46.000	55	79Zet UMa	2.0600	10200.	92	47382	No
263	GOM_NL__2PRFIN20110323_162608_000000433100_00385_47382_1395.N1	23-MAR-2011 16:26:08	Bright	43.000	60	7Bet UMi	2.0810	3950.0	86	47382	No
264	GOM_NL__2PRFIN20110323_162938_000000513100_00385_47382_1396.N1	23-MAR-2011 16:29:38	Bright	51.000	119	14Eta Dra	2.7270	4700.0	102	47382	No
265	GOM_NL__2PRFIN20110323_163455_000000363100_00385_47382_1397.N1	23-MAR-2011 16:34:55	Bright	35.500	89	5Alp Cep	2.4510	8000.0	71	47382	No
266	GOM_NL__2PRFIN20110323_164003_000000403100_00385_47382_1398.N1	23-MAR-2011 16:40:03	Bright	40.000	19	50Alp Cyg	1.2460	10500.	80	47382	No
267	GOM_NL__2PRFIN20110323_164138_000000393100_00385_47382_1399.N1	23-MAR-2011 16:41:38	Bright	38.500	66	37Gam Cyg	2.2080	5900.0	77	47382	No
268	GOM_NL__2PRFIN20110323_164329_000000373100_00385_47382_1400.N1	23-MAR-2011 16:43:29	Bright	37.000	92	53Eps Cyg	2.5000	4500.0	74	47382	No
269	GOM_NL__2PRFIN20110323_165228_000000573100_00385_47382_1401.N1	23-MAR-2011 16:52:28	Tw_i_and_stray	56.500	11	53Alp Aql	0.76500	8000.0	113	47382	No
270	GOM_NL__2PRFIN20110323_170324_000000503100_00385_47382_1402.N1	23-MAR-2011 17:03:24	Dark	49.500	155	41Pi Sgr	2.9000	6600.0	99	47382	No
271	GOM_NL__2PRFIN20110323_170533_000000513100_00385_47382_1403.N1	23-MAR-2011 17:05:33	Dark	50.500	57	34Sig Sgr	2.0660	26000.	101	47382	No
272	GOM_NL__2PRFIN20110323_170722_000000583100_00385_47382_1404.N1	23-MAR-2011 17:07:22	Dark	57.500	137	22Lam Sgr	2.8240	4400.0	115	47382	No
273	GOM_NL__2PRFIN20110323_170907_000000513100_00385_47382_1405.N1	23-MAR-2011 17:09:07	Dark	51.000	38	20Eps Sgr	1.8360	11000.	102	47382	No
274	GOM_NL__2PRFIN20110323_171429_000000473100_00386_47383_1408.N1	23-MAR-2011 17:14:29	Dark	47.000	141	Bet Ara	2.8400	4600.0	94	47383	No
275	GOM_NL__2PRFIN20110323_171753_000000403100_00386_47383_1409.N1	23-MAR-2011 17:17:53	Dark	40.000	134	Bet TrA	2.8100	6600.0	80	47383	No
276	GOM_NL__2PRFIN20110323_172036_000000553100_00386_47383_1410.N1	23-MAR-2011 17:20:36	Dark	55.000	4	Alp1Cen	-0.010000	5800.0	110	47383	No
277	GOM_NL__2PRFIN20110323_172258_000000463100_00386_47383_1411.N1	23-MAR-2011 17:22:58	Dark	46.000	78	Alp Lup	2.3040	28000.	92	47383	No
278	GOM_NL__2PRFIN20110323_172431_000000553100_00386_47383_1412.N1	23-MAR-2011 17:24:31	Straylight	54.500	81	Eta Cen	2.3560	28000.	109	47383	No

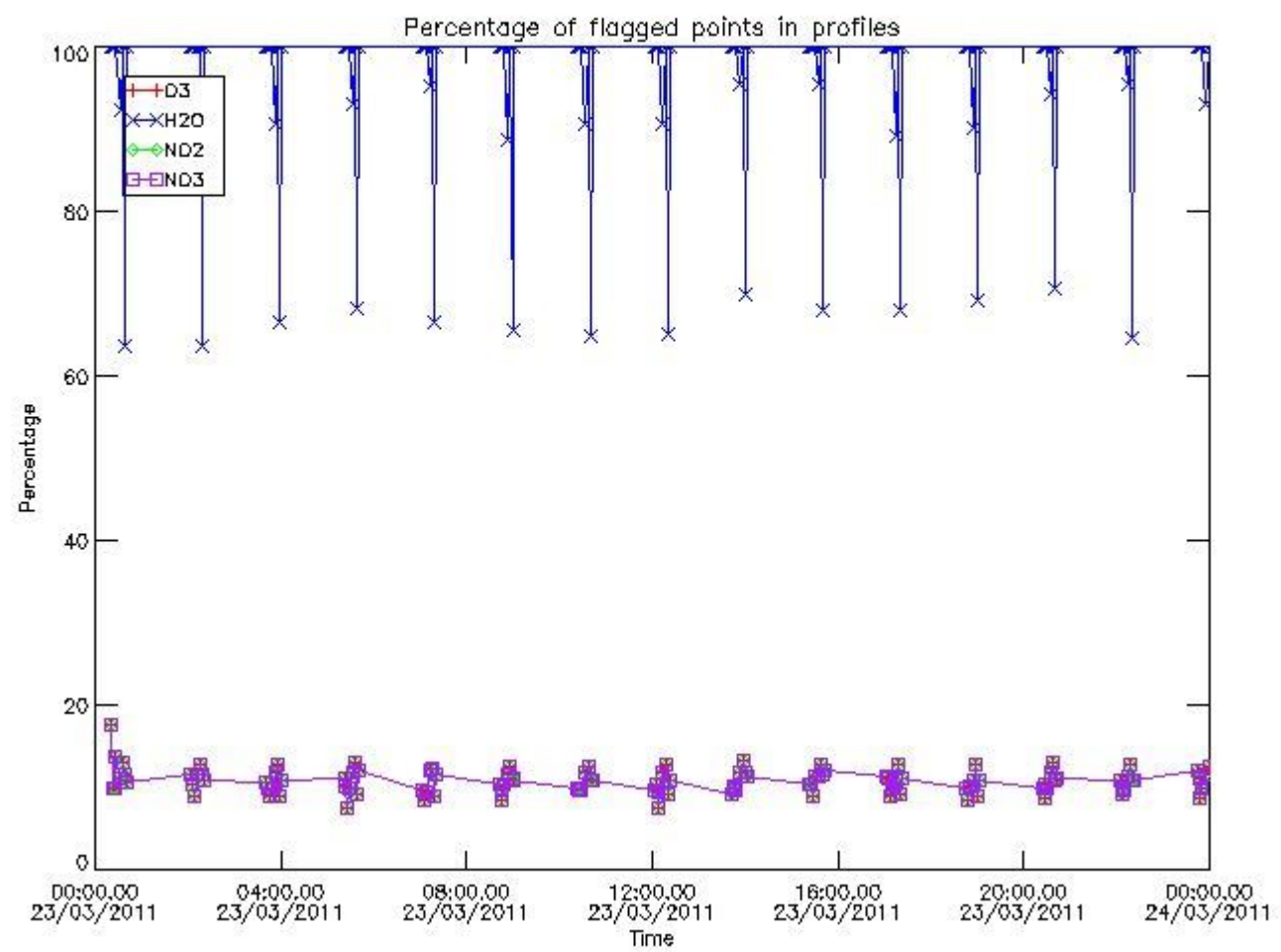
279	GOM_NL__2PRFIN20110323_172630_000000453100_00386_47383_1413.N1	23-MAR-2011 17:26:30	Straylight	44.500	64	Gam Cen	2.2000	10600.	89	47383	No
280	GOM_NL__2PRFIN20110323_172854_000000483100_00386_47383_1414.N1	23-MAR-2011 17:28:54	Straylight	47.500	123	lot Cen	2.7500	10200.	95	47383	No
281	GOM_NL__2PRFIN20110323_173409_000000473100_00386_47383_1415.N1	23-MAR-2011 17:34:09	Straylight	47.000	106	9Bet Crv	2.6480	5600.0	94	47383	No
282	GOM_NL__2PRFIN20110323_173615_000000443100_00386_47383_1416.N1	23-MAR-2011 17:36:15	Tw_i_and_stray	44.000	100	4Gam Crv	2.5800	13100.	88	47383	No
283	GOM_NL__2PRFIN20110323_174153_000000513100_00386_47383_1417.N1	23-MAR-2011 17:41:53	Bright	51.000	121	29Gam Vir	2.7400	7200.0	102	47383	No
284	GOM_NL__2PRFIN20110323_174630_000000433100_00386_47383_1418.N1	23-MAR-2011 17:46:30	Bright	42.500	62	94Bet Leo	2.1360	9700.0	85	47383	No
285	GOM_NL__2PRFIN20110323_174755_000000393100_00386_47383_1419.N1	23-MAR-2011 17:47:55	Bright	38.500	96	68Del Leo	2.5600	9300.0	77	47383	No
286	GOM_NL__2PRFIN20110323_175450_000000383100_00386_47383_1420.N1	23-MAR-2011 17:54:50	Bright	37.500	174	52Psi UMa	3.0040	4400.0	75	47383	No
287	GOM_NL__2PRFIN20110323_175806_000000383100_00386_47383_1421.N1	23-MAR-2011 17:58:06	Bright	37.500	82	48Bet UMa	2.3650	10600.	75	47383	No
288	GOM_NL__2PRFIN20110323_175937_000000403100_00386_47383_1422.N1	23-MAR-2011 17:59:37	Bright	40.000	36	50Alp UMa	1.8000	6300.0	80	47383	No
289	GOM_NL__2PRFIN20110323_180118_000000443100_00386_47383_1423.N1	23-MAR-2011 18:01:18	Bright	44.000	55	79Zet UMa	2.0600	10200.	88	47383	No
290	GOM_NL__2PRFIN20110323_180622_000000433100_00386_47383_1424.N1	23-MAR-2011 18:06:22	Bright	43.000	60	7Bet UMi	2.0810	3950.0	86	47383	No
291	GOM_NL__2PRFIN20110323_180952_000000513100_00386_47383_1425.N1	23-MAR-2011 18:09:52	Bright	51.000	119	14Eta Dra	2.7270	4700.0	102	47383	No
292	GOM_NL__2PRFIN20110323_181509_000000353100_00386_47383_1426.N1	23-MAR-2011 18:15:09	Bright	35.000	89	5Alp Cep	2.4510	8000.0	70	47383	No
293	GOM_NL__2PRFIN20110323_182017_000000363100_00386_47383_1427.N1	23-MAR-2011 18:20:17	Bright	36.000	19	50Alp Cyg	1.2460	10500.	72	47383	No
294	GOM_NL__2PRFIN20110323_182153_000000403100_00386_47383_1428.N1	23-MAR-2011 18:21:53	Bright	40.000	66	37Gam Cyg	2.2080	5900.0	80	47383	No
295	GOM_NL__2PRFIN20110323_182343_000000413100_00386_47383_1429.N1	23-MAR-2011 18:23:43	Bright	40.500	92	53Eps Cyg	2.5000	4500.0	81	47383	No
296	GOM_NL__2PRFIN20110323_183243_000000573100_00386_47383_1430.N1	23-MAR-2011 18:32:43	Tw_i_and_stray	57.000	11	53Alp Aql	0.76500	8000.0	114	47383	No
297	GOM_NL__2PRFIN20110323_184340_000000523100_00386_47383_1431.N1	23-MAR-2011 18:43:40	Dark	52.000	155	41Pi Sgr	2.9000	6600.0	104	47383	No
298	GOM_NL__2PRFIN20110323_184548_000000523100_00386_47383_1432.N1	23-MAR-2011 18:45:48	Dark	52.000	57	34Sig Sgr	2.0660	26000.	104	47383	No
299	GOM_NL__2PRFIN20110323_184737_000000673100_00386_47383_1433.N1	23-MAR-2011 18:47:37	Dark	67.000	137	22Lam Sgr	2.8240	4400.0	134	47383	No
300	GOM_NL__2PRFIN20110323_184922_000000613100_00386_47383_1434.N1	23-MAR-2011 18:49:22	Dark	61.000	38	20Eps Sgr	1.8360	11000.	122	47383	No
301	GOM_NL__2PRFIN20110323_185444_000000473100_00387_47384_1432.N1	23-MAR-2011 18:54:44	Dark	46.500	141	Bet Ara	2.8400	4600.0	93	47384	No
302	GOM_NL__2PRFIN20110323_185808_000000403100_00387_47384_1433.N1	23-MAR-2011 18:58:08	Dark	40.000	134	Bet TrA	2.8100	6600.0	80	47384	No
303	GOM_NL__2PRFIN20110323_190050_000000573100_00387_47384_1434.N1	23-MAR-2011 19:00:50	Dark	57.000	4	Alp1Cen	-0.010000	5800.0	114	47384	No
304	GOM_NL__2PRFIN20110323_190313_000000473100_00387_47384_1435.N1	23-MAR-2011 19:03:13	Dark	46.500	78	Alp Lup	2.3040	28000.	93	47384	No
305	GOM_NL__2PRFIN20110323_190446_000000553100_00387_47384_1436.N1	23-MAR-2011 19:04:46	Straylight	54.500	81	Eta Cen	2.3560	28000.	109	47384	No
306	GOM_NL__2PRFIN20110323_190645_000000463100_00387_47384_1437.N1	23-MAR-2011 19:06:45	Straylight	46.000	64	Gam Cen	2.2000	10600.	92	47384	No
307	GOM_NL__2PRFIN20110323_190909_000000483100_00387_47384_1438.N1	23-MAR-2011 19:09:09	Straylight	47.500	123	lot Cen	2.7500	10200.	95	47384	No
308	GOM_NL__2PRFIN20110323_191423_000000493100_00387_47384_1439.N1	23-MAR-2011 19:14:23	Straylight	48.500	106	9Bet Crv	2.6480	5600.0	97	47384	No
309	GOM_NL__2PRFIN20110323_191629_000000463100_00387_47384_1440.N1	23-MAR-2011 19:16:29	Tw_i_and_stray	46.000	100	4Gam Crv	2.5800	13100.	92	47384	No
310	GOM_NL__2PRFIN20110323_192207_000000513100_00387_47384_1441.N1	23-MAR-2011 19:22:07	Bright	51.000	121	29Gam Vir	2.7400	7200.0	102	47384	No
311	GOM_NL__2PRFIN20110323_192644_000000433100_00387_47384_1442.N1	23-MAR-2011 19:26:44	Bright	42.500	62	94Bet Leo	2.1360	9700.0	85	47384	No
312	GOM_NL__2PRFIN20110323_192809_000000393100_00387_47384_1443.N1	23-MAR-2011 19:28:09	Bright	38.500	96	68Del Leo	2.5600	9300.0	77	47384	No
313	GOM_NL__2PRFIN20110323_193504_000000393100_00387_47384_1444.N1	23-MAR-2011 19:35:04	Bright	38.500	174	52Psi UMa	3.0040	4400.0	77	47384	No
314	GOM_NL__2PRFIN20110323_193820_000000383100_00387_47384_1445.N1	23-MAR-2011 19:38:20	Bright	38.000	82	48Bet UMa	2.3650	10600.	76	47384	No
315	GOM_NL__2PRFIN20110323_193951_000000543100_00387_47384_1446.N1	23-MAR-2011 19:39:51	Bright	54.000	36	50Alp UMa	1.8000	6300.0	108	47384	No
316	GOM_NL__2PRFIN20110323_194131_000000463100_00387_47384_1447.N1	23-MAR-2011 19:41:31	Bright	45.500	55	79Zet UMa	2.0600	10200.	91	47384	No
317	GOM_NL__2PRFIN20110323_194635_000000403100_00387_47384_1448.N1	23-MAR-2011 19:46:35	Bright	40.000	60	7Bet UMi	2.0810	3950.0	80	47384	No
318	GOM_NL__2PRFIN20110323_195005_000000503100_00387_47384_1449.N1	23-MAR-2011 19:50:05	Bright	49.500	119	14Eta Dra	2.7270	4700.0	99	47384	No
319	GOM_NL__2PRFIN20110323_195523_000000383100_00387_47384_1450.N1	23-MAR-2011 19:55:23	Bright	37.500	89	5Alp Cep	2.4510	8000.0	75	47384	No
320	GOM_NL__2PRFIN20110323_200031_000000403100_00387_47384_1451.N1	23-MAR-2011 20:00:31	Bright	40.000	19	50Alp Cyg	1.2460	10500.	80	47384	No
321	GOM_NL__2PRFIN20110323_200207_000000433100_00387_47384_1452.N1	23-MAR-2011 20:02:07	Bright	42.500	66	37Gam Cyg	2.2080	5900.0	85	47384	No
322	GOM_NL__2PRFIN20110323_200358_000000383100_00387_47384_1453.N1	23-MAR-2011 20:03:58	Bright	37.500	92	53Eps Cyg	2.5000	4500.0	75	47384	No
323	GOM_NL__2PRFIN20110323_201258_000000593100_00387_47384_1454.N1	23-MAR-2011 20:12:58	Tw_i_and_stray	58.500	11	53Alp Aql	0.76500	8000.0	117	47384	No
324	GOM_NL__2PRFIN20110323_202355_000000523100_00387_47384_1455.N1	23-MAR-2011 20:23:55	Dark	51.500	155	41Pi Sgr	2.9000	6600.0	103	47384	No
325	GOM_NL__2PRFIN20110323_202603_000000493100_00387_47384_1456.N1	23-MAR-2011 20:26:03	Dark	49.000	57	34Sig Sgr	2.0660	26000.	98	47384	No
326	GOM_NL__2PRFIN20110323_202753_000000593100_00387_47384_1457.N1	23-MAR-2011 20:27:53	Dark	59.000	137	22Lam Sgr	2.8240	4400.0	118	47384	No
327	GOM_NL__2PRFIN20110323_202937_000000513100_00387_47384_1458.N1	23-MAR-2011 20:29:37	Dark	51.000	38	20Eps Sgr	1.8360	11000.	102	47384	No
328	GOM_NL__2PRFIN20110323_203458_000000433100_00388_47385_1468.N1	23-MAR-2011 20:34:58	Dark	43.000	141	Bet Ara	2.8400	4600.0	86	47385	No
329	GOM_NL__2PRFIN20110323_203822_000000403100_00388_47385_1469.N1	23-MAR-2011 20:38:22	Dark	39.500	134	Bet TrA	2.8100	6600.0	79	47385	No
330	GOM_NL__2PRFIN20110323_204105_000000573100_00388_47385_1470.N1	23-MAR-2011 20:41:05	Dark	56.500	4	Alp1Cen	-0.010000	5800.0	113	47385	No
331	GOM_NL__2PRFIN20110323_204328_000000463100_00388_47385_1471.N1	23-MAR-2011 20:43:28	Dark	46.000	78	Alp Lup	2.3040	28000.	92	47385	No
332	GOM_NL__2PRFIN20110323_204500_000000493100_00388_47385_1472.N1	23-MAR-2011 20:45:00	Straylight	48.500	81	Eta Cen	2.3560	28000.	97	47385	No
333	GOM_NL__2PRFIN20110323_204659_000000473100_00388_47385_1473.N1	23-MAR-2011 20:46:59	Straylight	47.000	64	Gam Cen	2.2000	10600.	94	47385	No
334	GOM_NL__2PRFIN20110323_204923_000000483100_00388_47385_1474.N1	23-MAR-2011 20:49:23	Straylight	47.500	123	lot Cen	2.7500	10200.	95	47385	No
335	GOM_NL__2PRFIN20110323_205437_000000503100_00388_47385_1475.N1	23-MAR-2011 20:54:37	Straylight	49.500	106	9Bet Crv	2.6480	5600.0	99	47385	No
336	GOM_NL__2PRFIN20110323_205643_000000483100_00388_47385_1476.N1	23-MAR-2011 20:56:43	Tw_i_and_stray	47.500	100	4Gam Crv	2.5800	13100.	95	47385	No
337	GOM_NL__2PRFIN20110323_210221_000000523100_00388_47385_1477.N1	23-MAR-2011 21:02:21	Bright	51.500	121	29Gam Vir	2.7400	7200.0	103	47385	No

338	GOM_NL__2PRFIN20110323_210658_000000433100_00388_47385_1478.N1	23-MAR-2011 21:06:58	Bright	42.500	62	94Bet Leo	2.1360	9700.0	85	47385	No
339	GOM_NL__2PRFIN20110323_210823_000000383100_00388_47385_1479.N1	23-MAR-2011 21:08:23	Bright	38.000	96	68Del Leo	2.5600	9300.0	76	47385	No
340	GOM_NL__2PRFIN20110323_211518_000000373100_00388_47385_1480.N1	23-MAR-2011 21:15:18	Bright	36.500	174	52Psi UMa	3.0040	4400.0	73	47385	No
341	GOM_NL__2PRFIN20110323_211834_000000383100_00388_47385_1481.N1	23-MAR-2011 21:18:34	Bright	37.500	82	48Bet UMa	2.3650	10600.	75	47385	No
342	GOM_NL__2PRFIN20110323_212005_000000383100_00388_47385_1482.N1	23-MAR-2011 21:20:05	Bright	38.000	36	50Alp UMa	1.8000	6300.0	76	47385	No
343	GOM_NL__2PRFIN20110323_212144_000000463100_00388_47385_1483.N1	23-MAR-2011 21:21:44	Bright	45.500	55	79Zet UMa	2.0600	10200.	91	47385	No
344	GOM_NL__2PRFIN20110323_212649_000000393100_00388_47385_1484.N1	23-MAR-2011 21:26:49	Bright	38.500	60	7Bet UMi	2.0810	3950.0	77	47385	No
345	GOM_NL__2PRFIN20110323_213018_000000493100_00388_47385_1485.N1	23-MAR-2011 21:30:18	Bright	49.000	119	14Eta Dra	2.7270	4700.0	98	47385	No
346	GOM_NL__2PRFIN20110323_213538_000000363100_00388_47385_1486.N1	23-MAR-2011 21:35:38	Bright	35.500	89	5Alp Cep	2.4510	8000.0	71	47385	No
347	GOM_NL__2PRFIN20110323_214045_000000403100_00388_47385_1487.N1	23-MAR-2011 21:40:45	Bright	40.000	19	50Alp Cyg	1.2460	10500.	80	47385	No
348	GOM_NL__2PRFIN20110323_214221_000000413100_00388_47385_1488.N1	23-MAR-2011 21:42:21	Bright	41.000	66	37Gam Cyg	2.2080	5900.0	82	47385	No
349	GOM_NL__2PRFIN20110323_214412_000000373100_00388_47385_1489.N1	23-MAR-2011 21:44:12	Bright	36.500	92	53Eps Cyg	2.5000	4500.0	73	47385	No
350	GOM_NL__2PRFIN20110323_215312_000000573100_00388_47385_1490.N1	23-MAR-2011 21:53:12	Twilight	57.000	11	53Alp Aql	0.76500	8000.0	114	47385	No
351	GOM_NL__2PRFIN20110323_220410_000000523100_00388_47385_1491.N1	23-MAR-2011 22:04:10	Dark	51.500	155	41Pi Sgr	2.9000	6600.0	103	47385	No
352	GOM_NL__2PRFIN20110323_220618_000000523100_00388_47385_1492.N1	23-MAR-2011 22:06:18	Dark	52.000	57	34Sig Sgr	2.0660	26000.	104	47385	No
353	GOM_NL__2PRFIN20110323_220808_000000613100_00388_47385_1493.N1	23-MAR-2011 22:08:08	Dark	60.500	137	22Lam Sgr	2.8240	4400.0	121	47385	No
354	GOM_NL__2PRFIN20110323_220952_000000533100_00388_47385_1494.N1	23-MAR-2011 22:09:52	Dark	53.000	38	20Eps Sgr	1.8360	11000.	106	47385	No
355	GOM_NL__2PRFIN20110323_221513_000000453100_00389_47386_1484.N1	23-MAR-2011 22:15:13	Dark	45.000	141	Bet Ara	2.8400	4600.0	90	47386	No
356	GOM_NL__2PRFIN20110323_221837_000000403100_00389_47386_1485.N1	23-MAR-2011 22:18:37	Dark	40.000	134	Bet TrA	2.8100	6600.0	80	47386	No
357	GOM_NL__2PRFIN20110323_222119_000000473100_00389_47386_1486.N1	23-MAR-2011 22:21:19	Dark	47.000	4	Alp1Cen	-0.010000	5800.0	94	47386	No
358	GOM_NL__2PRFIN20110323_222342_000000473100_00389_47386_1487.N1	23-MAR-2011 22:23:42	Dark	46.500	78	Alp Lup	2.3040	28000.	93	47386	No
359	GOM_NL__2PRFIN20110323_222515_000000503100_00389_47386_1488.N1	23-MAR-2011 22:25:15	Straylight	50.000	81	Eta Cen	2.3560	28000.	100	47386	No
360	GOM_NL__2PRFIN20110323_222713_000000413100_00389_47386_1489.N1	23-MAR-2011 22:27:13	Straylight	41.000	64	Gam Cen	2.2000	10600.	82	47386	No
361	GOM_NL__2PRFIN20110323_222938_000000483100_00389_47386_1490.N1	23-MAR-2011 22:29:38	Straylight	47.500	123	Iot Cen	2.7500	10200.	95	47386	No
362	GOM_NL__2PRFIN20110323_223452_000000503100_00389_47386_1491.N1	23-MAR-2011 22:34:52	Straylight	50.000	106	9Bet Crv	2.6480	5600.0	100	47386	No
363	GOM_NL__2PRFIN20110323_223658_000000453100_00389_47386_1492.N1	23-MAR-2011 22:36:58	Twilight	44.500	100	4Gam Crv	2.5800	13100.	89	47386	No
364	GOM_NL__2PRFIN20110323_224235_000000513100_00389_47386_1493.N1	23-MAR-2011 22:42:35	Bright	50.500	121	29Gam Vir	2.7400	7200.0	101	47386	No
365	GOM_NL__2PRFIN20110323_224712_000000423100_00389_47386_1494.N1	23-MAR-2011 22:47:12	Bright	42.000	62	94Bet Leo	2.1360	9700.0	84	47386	No
366	GOM_NL__2PRFIN20110323_224836_000000393100_00389_47386_1495.N1	23-MAR-2011 22:48:36	Bright	39.000	96	68Del Leo	2.5600	9300.0	78	47386	No
367	GOM_NL__2PRFIN20110323_225531_000000383100_00389_47386_1496.N1	23-MAR-2011 22:55:31	Bright	38.000	174	52Psi UMa	3.0040	4400.0	76	47386	No
368	GOM_NL__2PRFIN20110323_225848_000000543100_00389_47386_1497.N1	23-MAR-2011 22:58:48	Bright	54.000	82	48Bet UMa	2.3650	10600.	108	47386	No
369	GOM_NL__2PRFIN20110323_230019_000000383100_00389_47386_1498.N1	23-MAR-2011 23:00:19	Bright	38.000	36	50Alp UMa	1.8000	6300.0	76	47386	No
370	GOM_NL__2PRFIN20110323_230157_000000473100_00389_47386_1499.N1	23-MAR-2011 23:01:57	Bright	46.500	55	79Zet UMa	2.0600	10200.	93	47386	No
371	GOM_NL__2PRFIN20110323_230702_000000393100_00389_47386_1500.N1	23-MAR-2011 23:07:02	Bright	38.500	60	7Bet UMi	2.0810	3950.0	77	47386	No
372	GOM_NL__2PRFIN20110323_231032_000000503100_00389_47386_1501.N1	23-MAR-2011 23:10:32	Bright	49.500	119	14Eta Dra	2.7270	4700.0	99	47386	No
373	GOM_NL__2PRFIN20110323_231551_000000533100_00389_47386_1502.N1	23-MAR-2011 23:15:51	Bright	53.000	89	5Alp Cep	2.4510	8000.0	106	47386	No
374	GOM_NL__2PRFIN20110323_232059_000000403100_00389_47386_1503.N1	23-MAR-2011 23:20:59	Bright	40.000	19	50Alp Cyg	1.2460	10500.	80	47386	No
375	GOM_NL__2PRFIN20110323_232235_000000433100_00389_47386_1504.N1	23-MAR-2011 23:22:35	Bright	42.500	66	37Gam Cyg	2.2080	5900.0	85	47386	No
376	GOM_NL__2PRFIN20110323_232426_000000433100_00389_47386_1505.N1	23-MAR-2011 23:24:26	Bright	43.000	92	53Eps Cyg	2.5000	4500.0	86	47386	No
377	GOM_NL__2PRFIN20110323_233327_000000583100_00389_47386_1506.N1	23-MAR-2011 23:33:27	Twilight	58.000	11	53Alp Aql	0.76500	8000.0	116	47386	No
378	GOM_NL__2PRFIN20110323_234425_000000513100_00389_47386_1507.N1	23-MAR-2011 23:44:25	Dark	50.500	155	41Pi Sgr	2.9000	6600.0	101	47386	No
379	GOM_NL__2PRFIN20110323_234633_000000513100_00389_47386_1508.N1	23-MAR-2011 23:46:33	Dark	51.000	57	34Sig Sgr	2.0660	26000.	102	47386	No
380	GOM_NL__2PRFIN20110323_234823_000000603100_00389_47386_1509.N1	23-MAR-2011 23:48:23	Dark	59.500	137	22Lam Sgr	2.8240	4400.0	119	47386	No
381	GOM_NL__2PRFIN20110323_235007_000000523100_00389_47386_1510.N1	23-MAR-2011 23:50:07	Dark	52.000	38	20Eps Sgr	1.8360	11000.	104	47386	No
382	GOM_NL__2PRFIN20110323_235527_000000443100_00390_47387_1495.N1	23-MAR-2011 23:55:27	Dark	44.000	141	Bet Ara	2.8400	4600.0	88	47387	No
383	GOM_NL__2PRFIN20110323_235851_000000413100_00390_47387_1496.N1	23-MAR-2011 23:58:51	Dark	40.500	134	Bet TrA	2.8100	6600.0	81	47387	No

3. Quality information per product

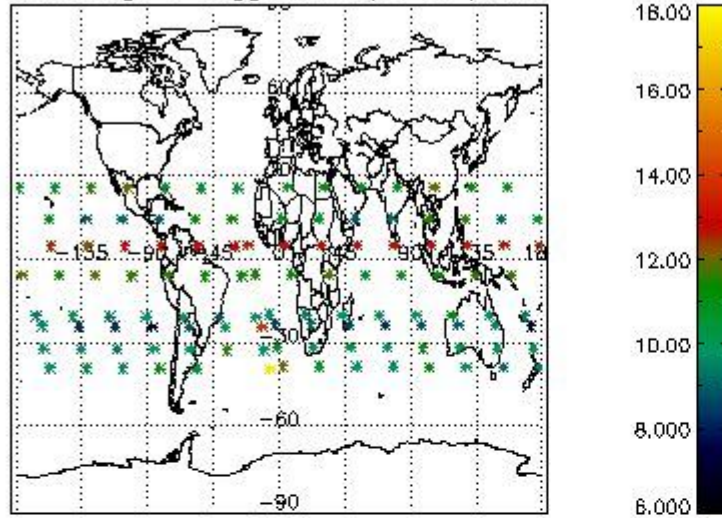
In this section it is plotted some information contained in the Quality Summary data set of the level 2 products. Only products in dark limb conditions and without errors (error flag in the MPH set to "0") are used.

3.1 Plot quality information per product (time dependant)

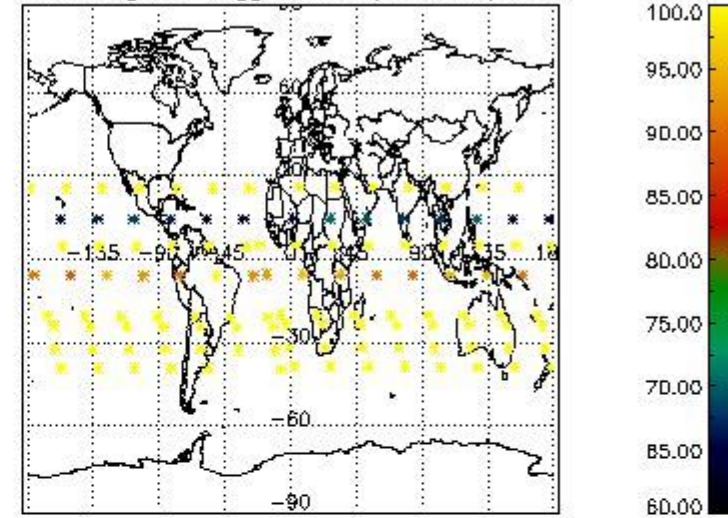


3.2 Plot quality information per product (world map)

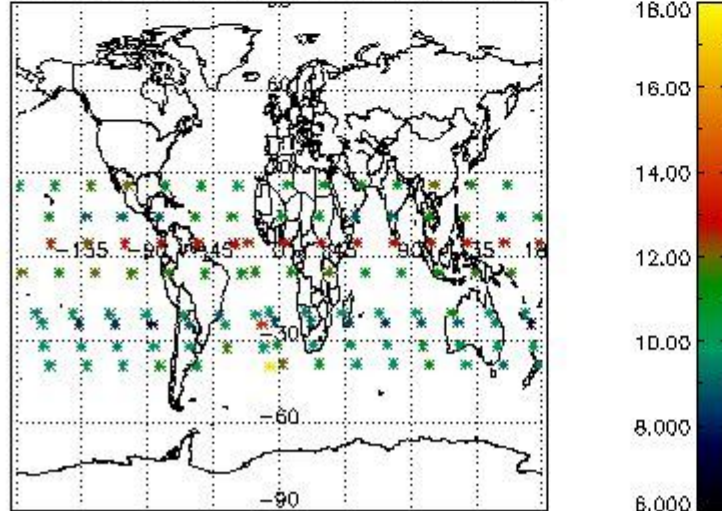
Percentage of flagged data per O3 profile



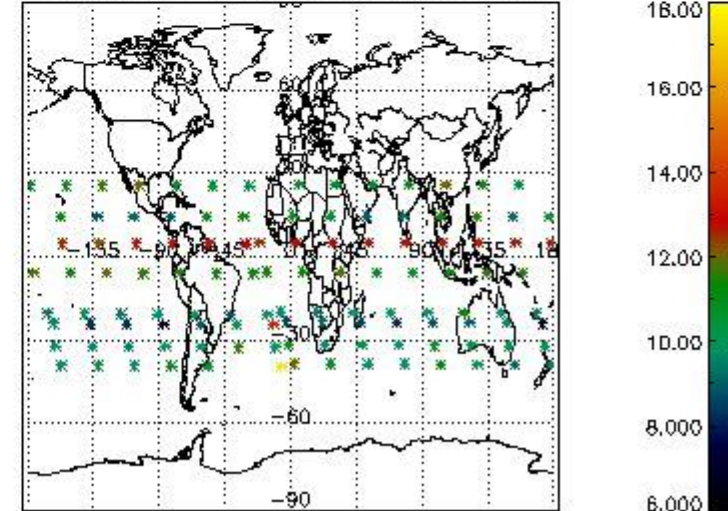
Percentage of flagged data per H2O profile



Percentage of flagged data per NO2 profile



Percentage of flagged data per NO3 profile

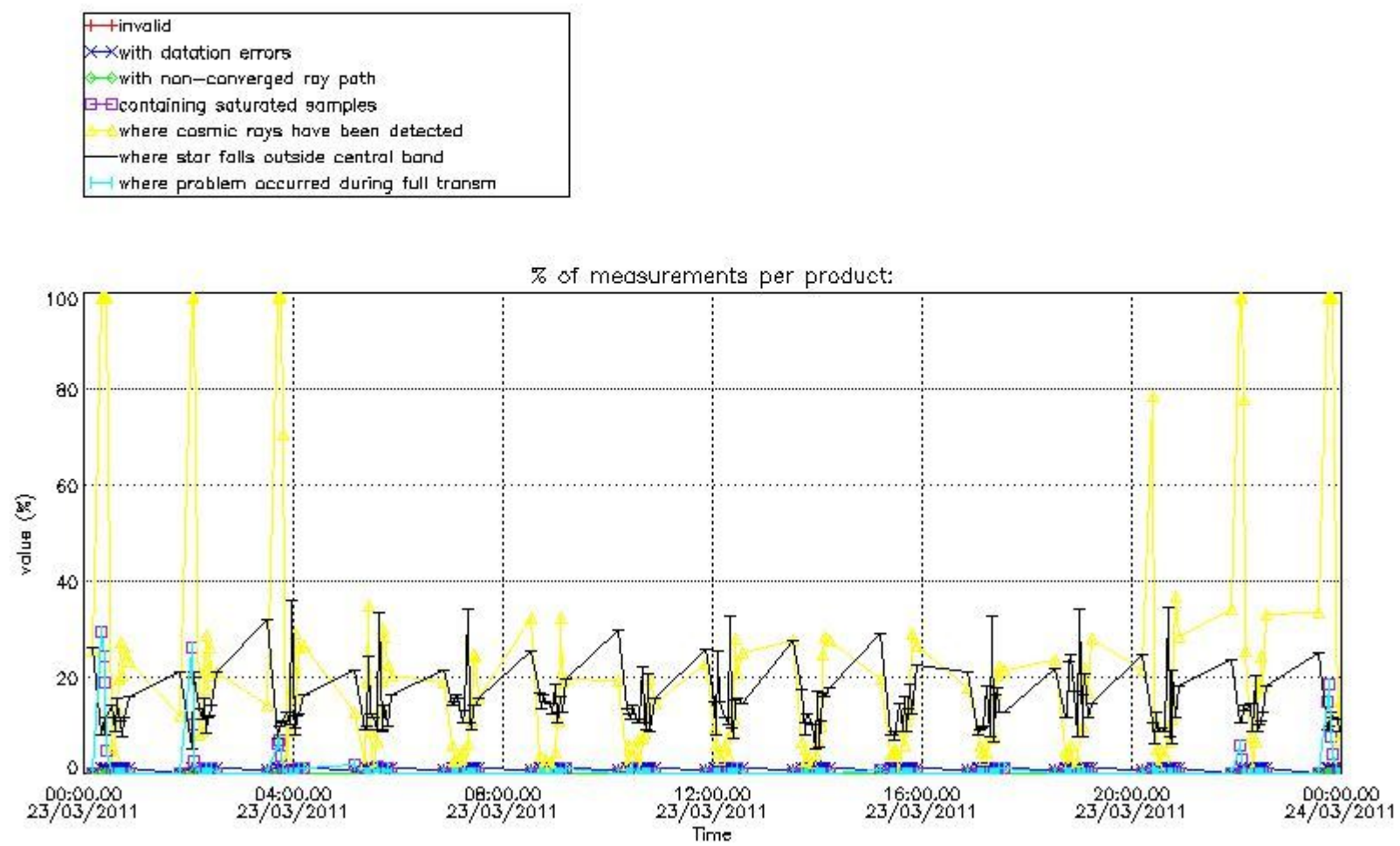


4. Level 1 quality information per product

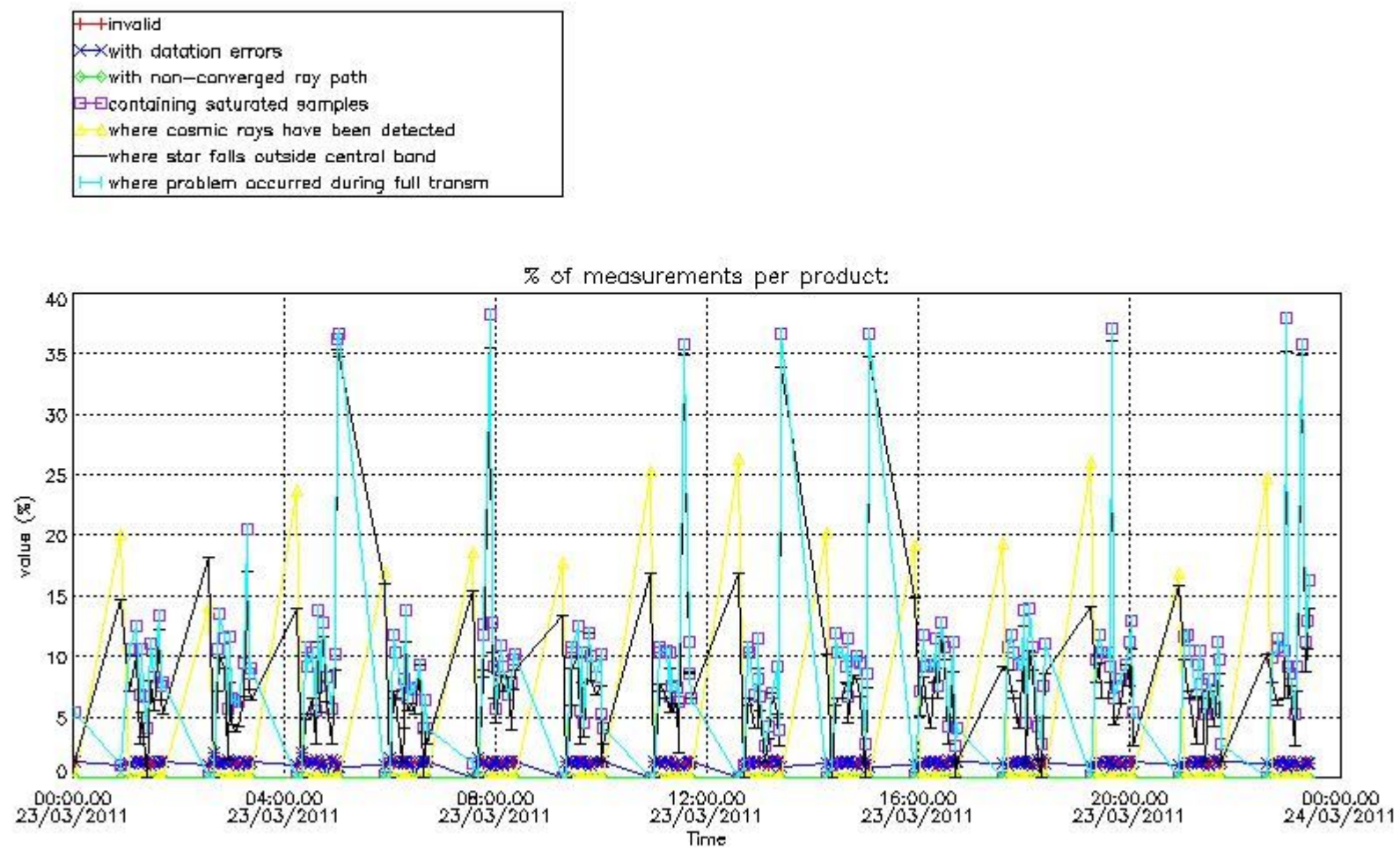
In this section it is plotted some information contained in the Quality Summary data set of the level 2 products that comes from the level 1b processing. Products without errors (error flag in the MPH set to "0") are used.

4.1 Plot quality information per product (time dependant) coming from level 1b processing

4.1.1 Plot level 1 quality information per product (time dependant): ENVISAT ASCENDING passes

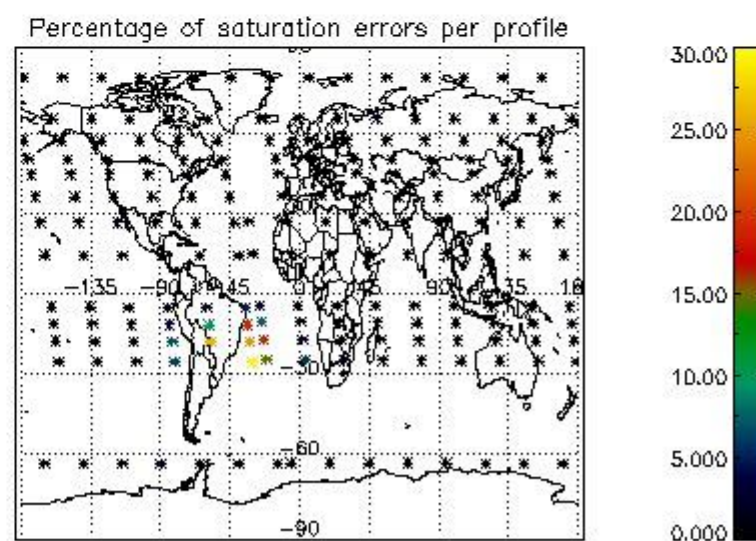
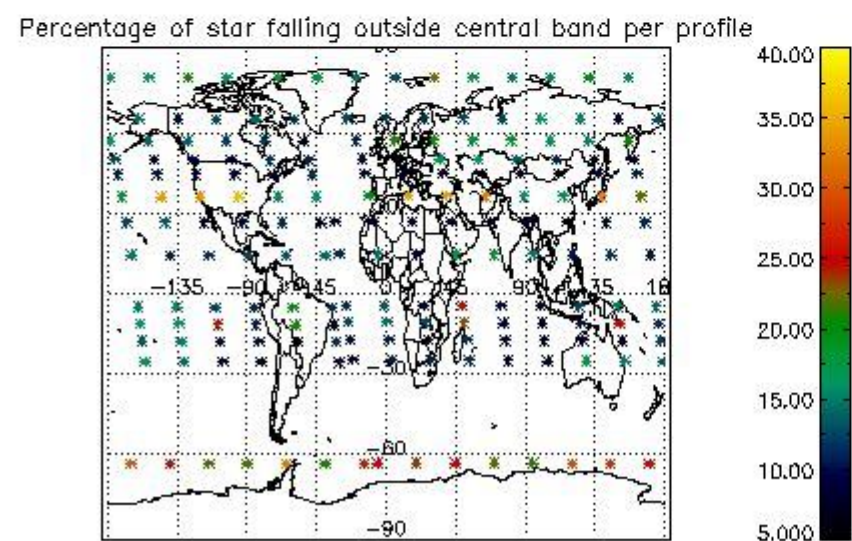
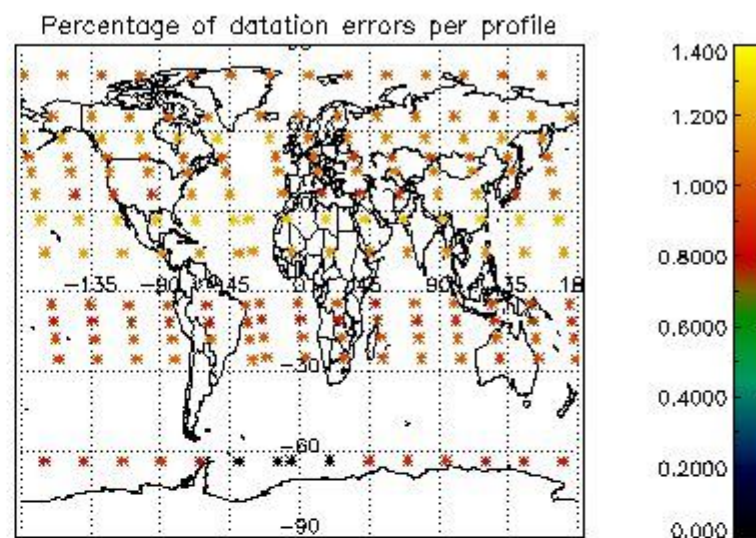
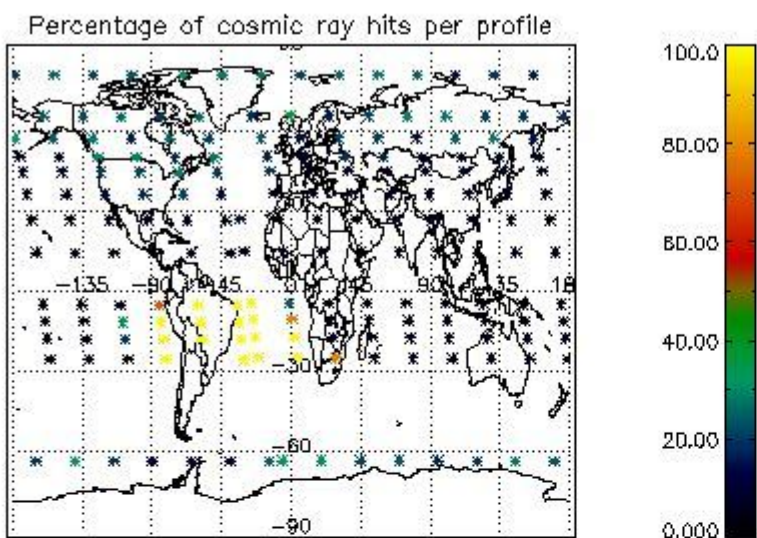


4.1.2 Plot level 1 quality information per product (time dependant): ENVI SAT DESCENDING passes

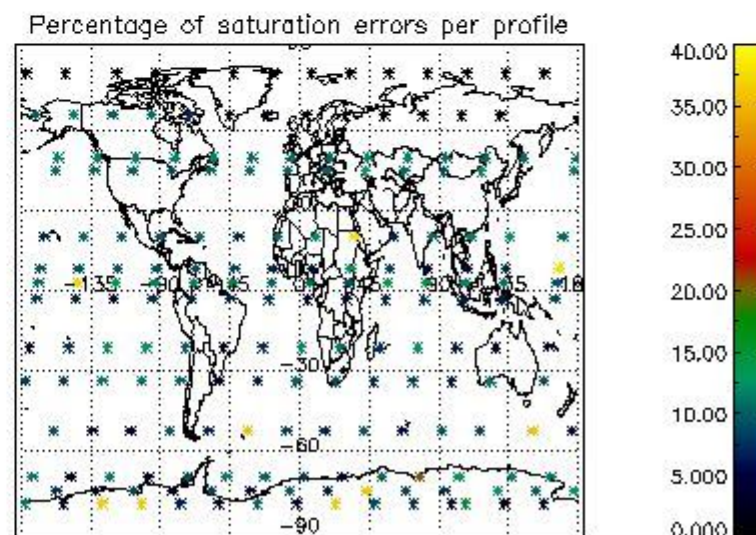
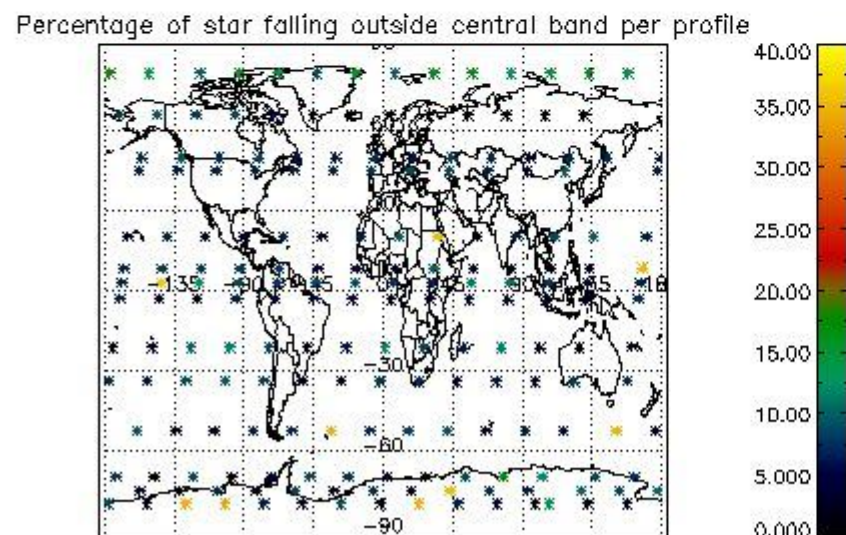
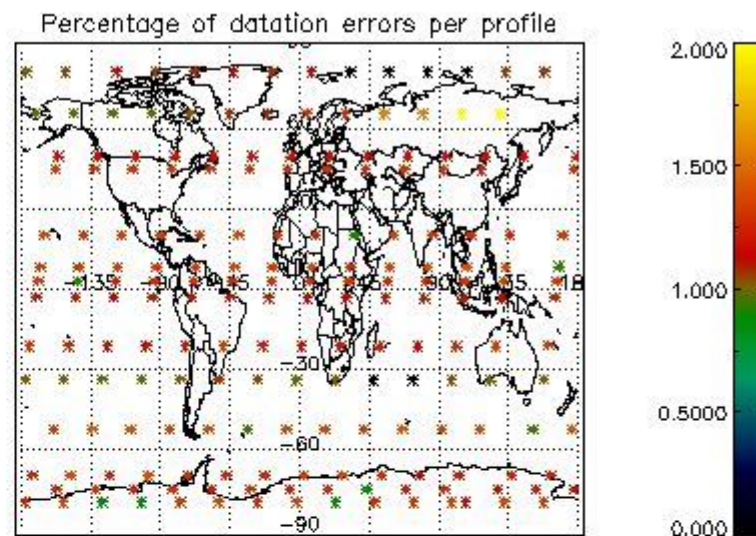
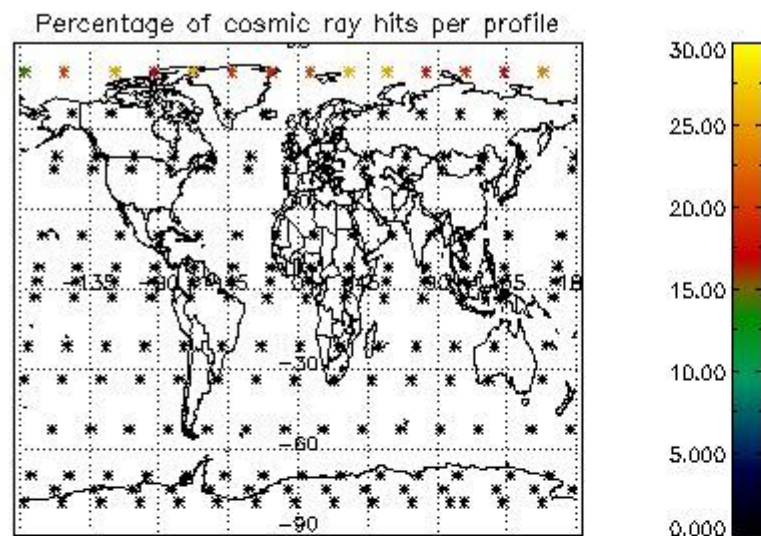


4.2 Plot quality information per product coming from level 1b processing (world map)

4.2.1 Plot level 1 quality information per product (world map): ENVISAT ASCENDING passes



4.2.2 Plot level 1 quality information per product (world map): ENVISAT DESCENDING passes



5. Trace gas profiles

5.1 Ozone statistics based on quality of products

The final quality of the products can be "measured" using the STD (Standard Deviation) attached to every point profile. This information is written to the parameter GOM_NL__2P/NL_LOCAL_SPECIES_DENSITY/o3_std of the level 2 products. The table below shows the statistics for given STD ranges.

The statistics are given with respect to the overall valid production:

- Products without fatal errors: GOM_NL__2P/MPH/PRODUCT_ERR=0
- Valid point profile: GOM_NL__2P/NL_LOCAL_SPECIES_DENSITY/pcd(0)=0

The 'Criteria' is applied to valid points of dark limb products:

- Products in dark limb illumination condition: GOM_NL__2P/NL_SUMMARY_QUALITY/obs_ill_cond=0
- Products without fatal errors: GOM_NL__2P/MPH/PRODUCT_ERR=0
- Valid point profile: GOM_NL__2P/NL_LOCAL_SPECIES_DENSITY/pcd(0)=0

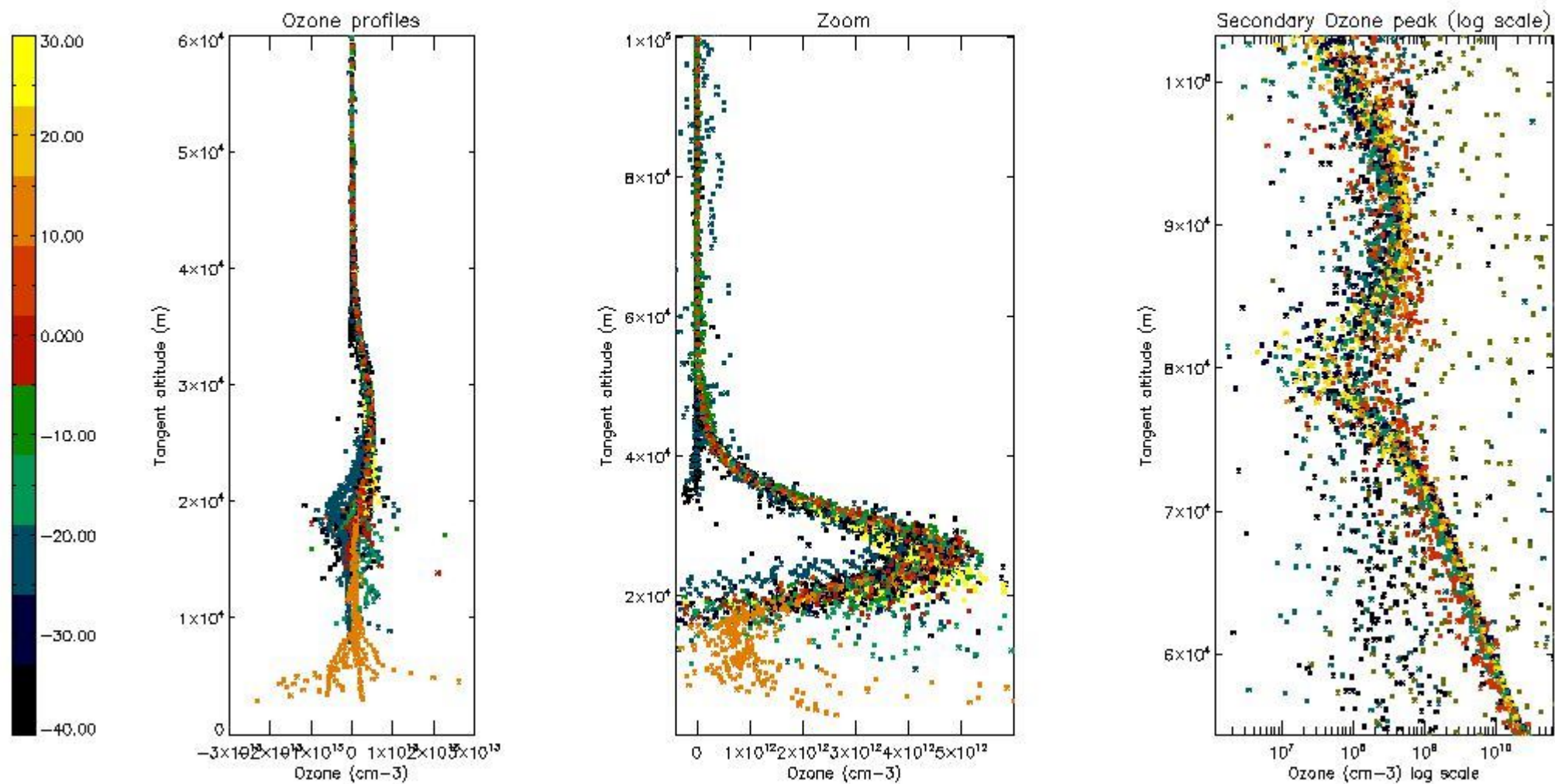
So, the table below shows the percentage of dark limb and valid observations for each criteria with respect to the overall valid daily observations.

Criteria	% of total production
All STD	34
STD < 20	14

STD < 10	10
STD < 5	6

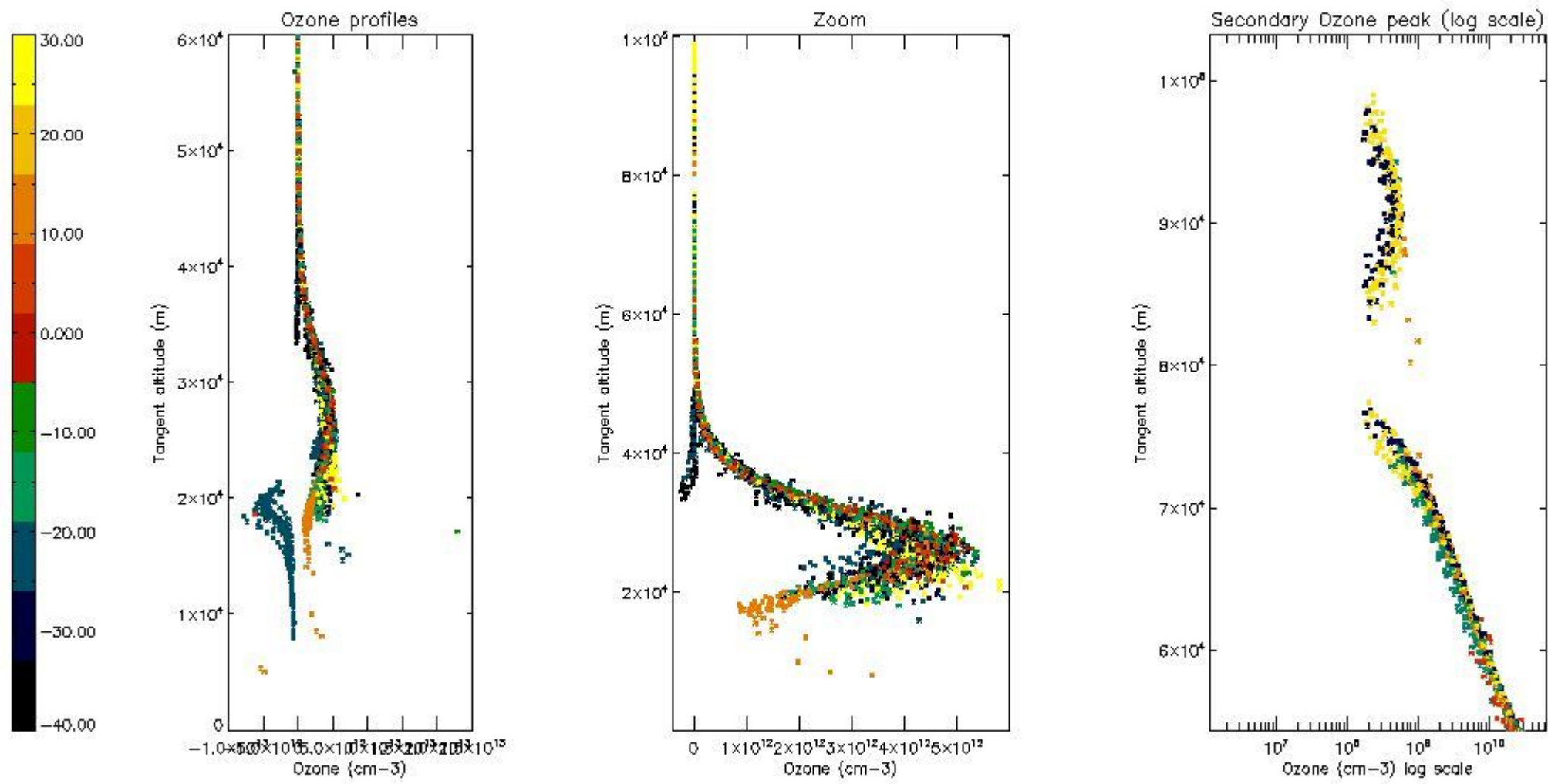
5.2 Plot ozone profiles for all STD (dark without errors)

The colorbar represents the latitude.



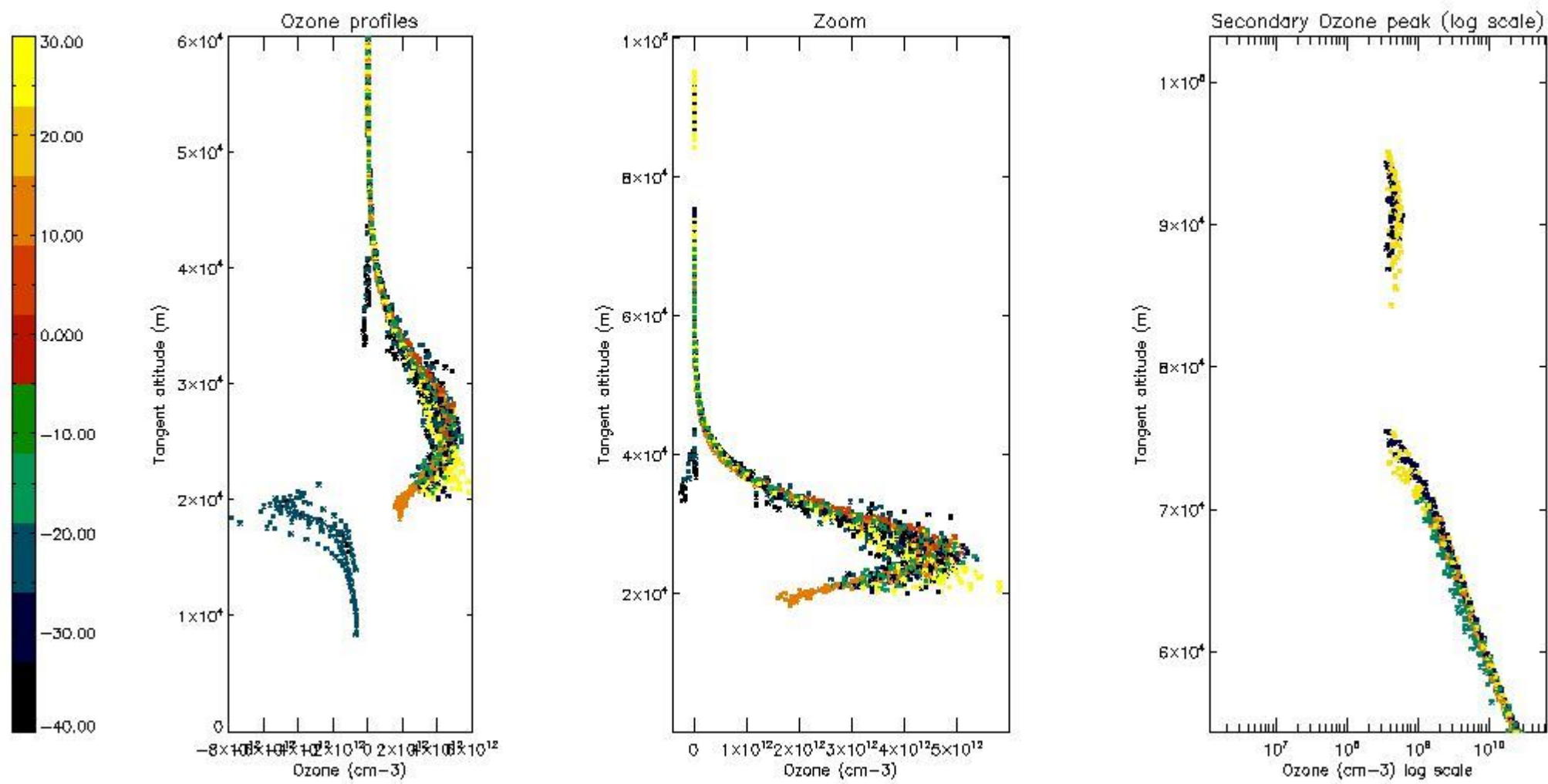
5.3 Plot ozone profiles where STD < 20% (dark without errors)

The colorbar represents the latitude.



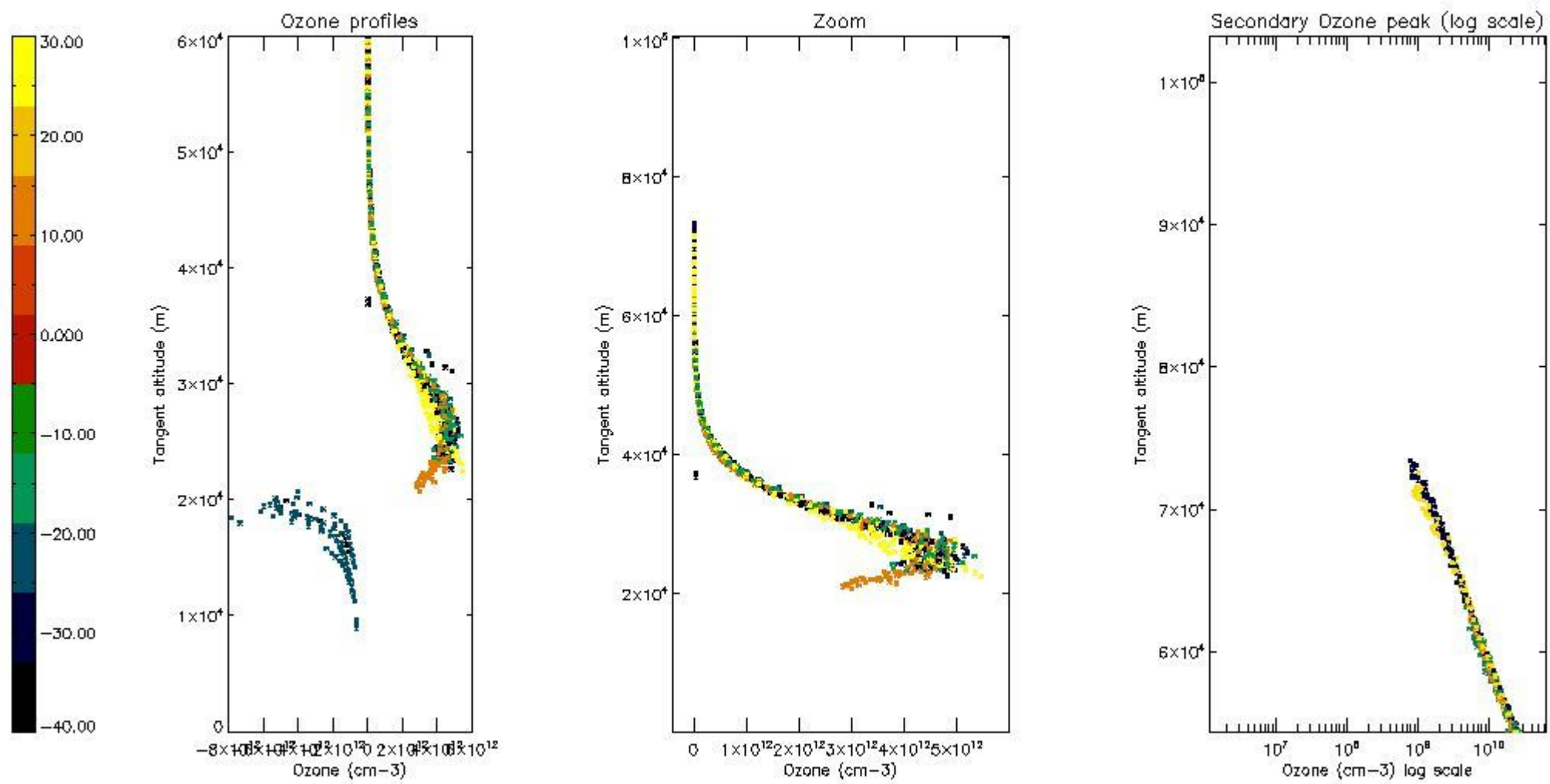
5.4 Plot ozone profiles where $STD < 10\%$ (dark without errors)

The colorbar represents the latitude.



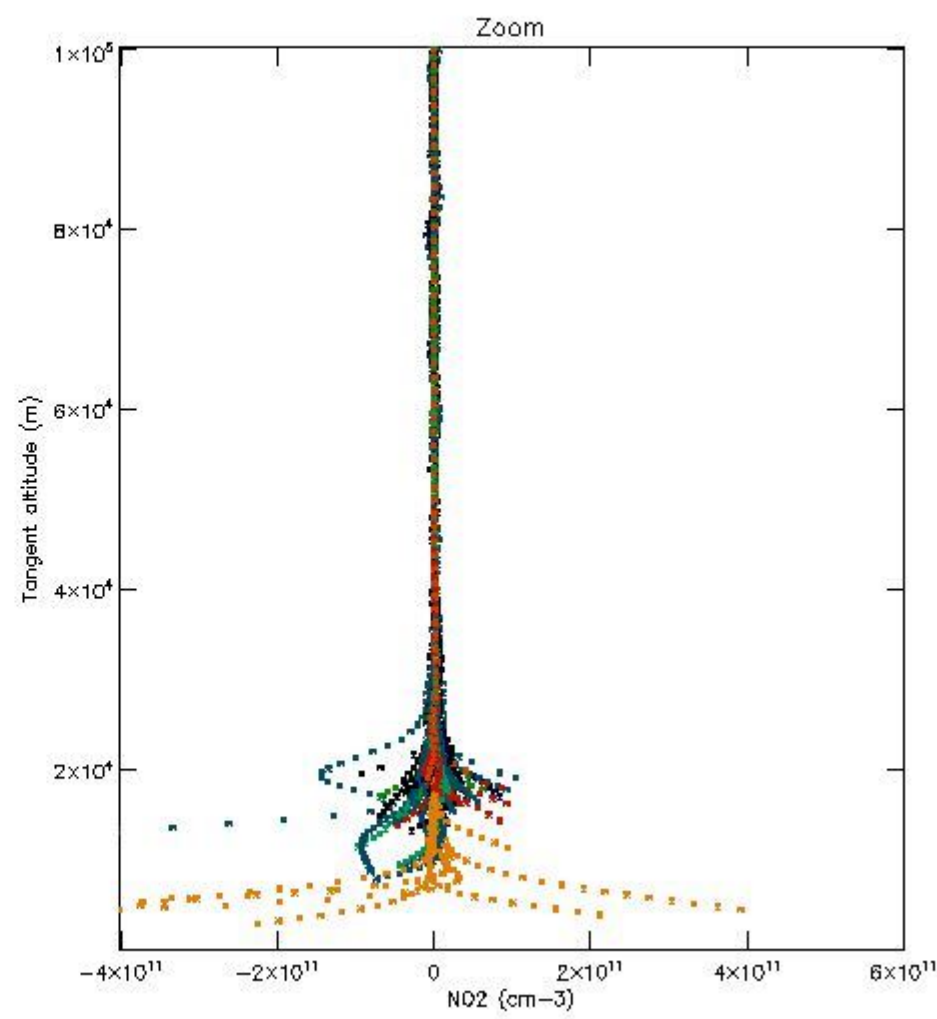
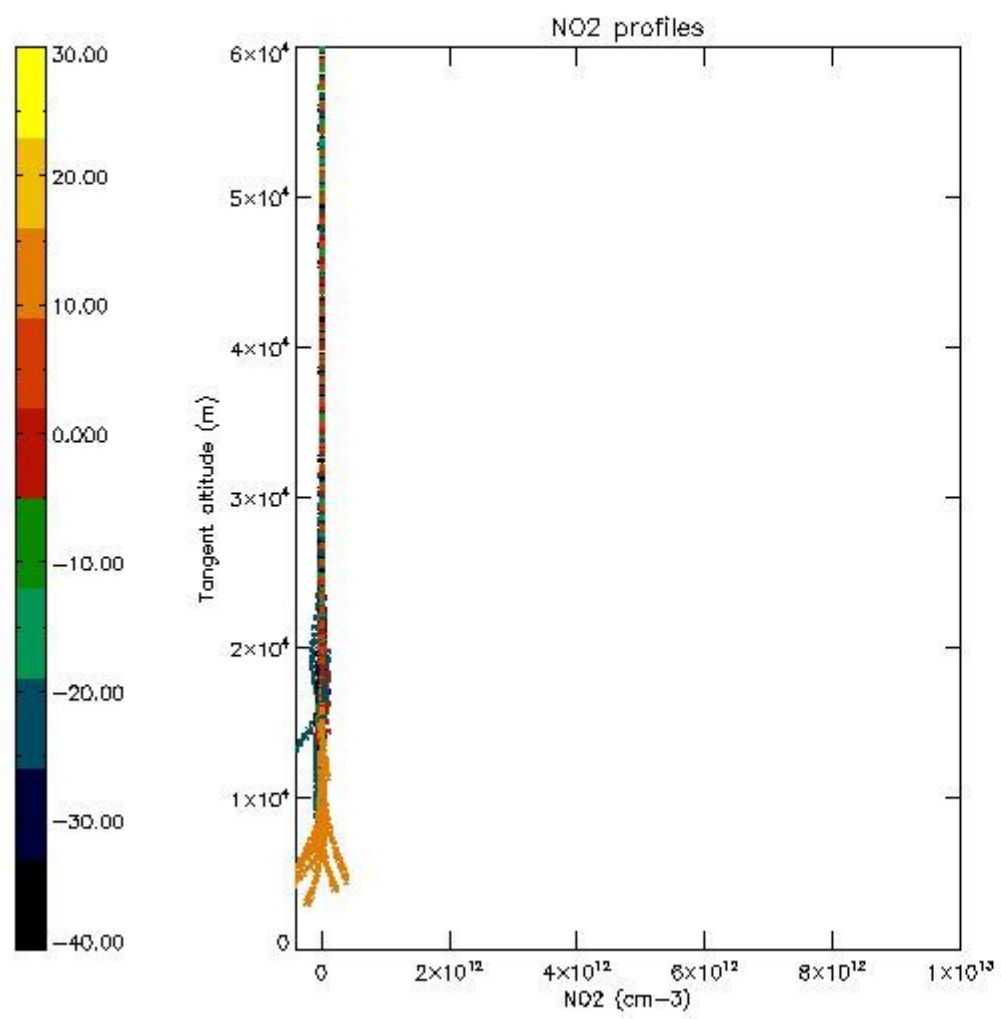
5.5 Plot ozone profiles where STD < 5% (dark without errors)

The colorbar represents the latitude.



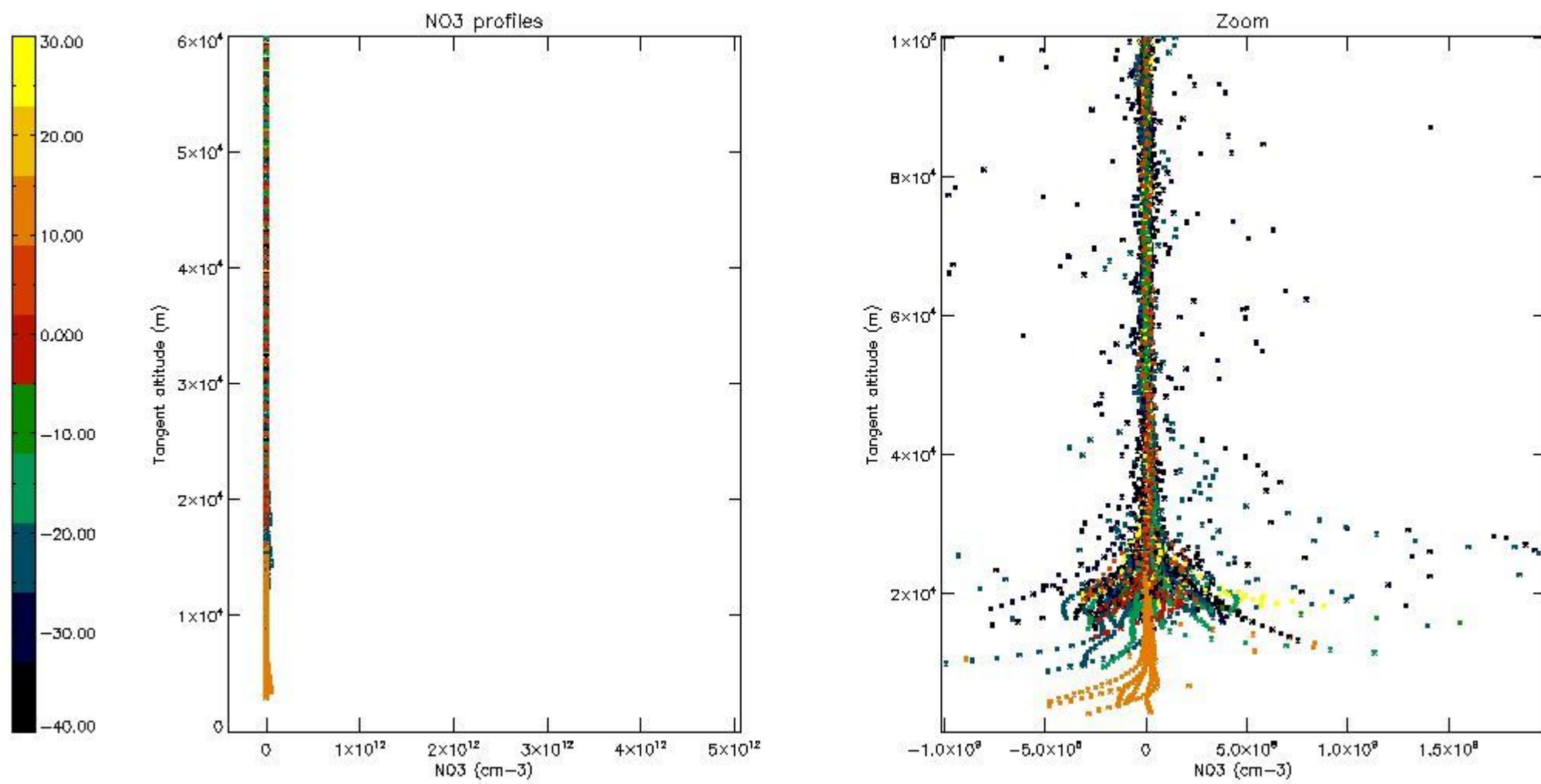
5.6 Plot NO₂ profiles for all STD (dark without errors)

The colorbar represents the latitude.



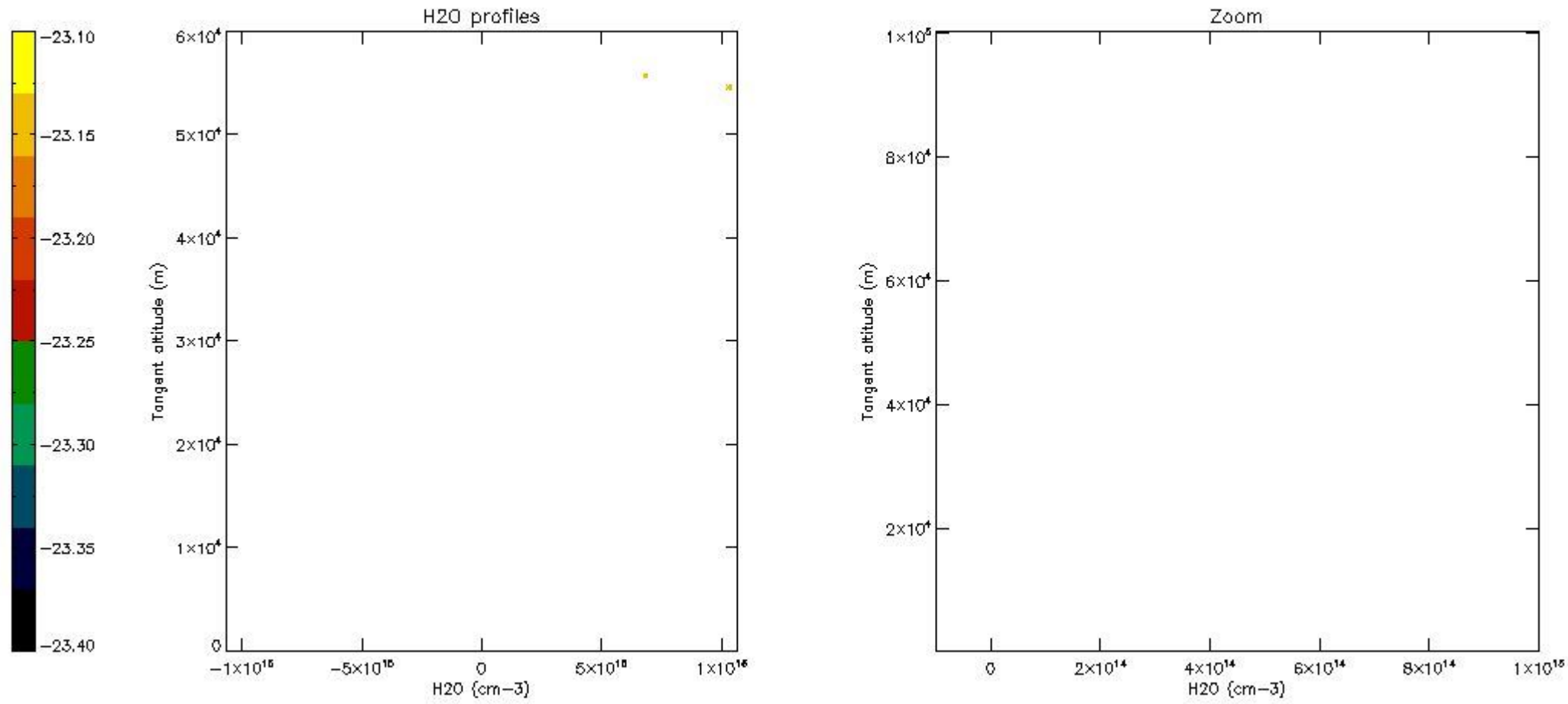
5.7 Plot NO3 profiles for all STD (dark without errors)

The colorbar represents the latitude.



5.8 Plot H2O profiles for all STD (only for occultations of stars 1,2,3,4,13,14,16,26,63 dark without errors)

The colorbar represents the latitude.



6. Auxiliary Data Files used for the production reported in section 2

The number reported in the third column indicates since which file (see list in section 2) the corresponding auxiliary file has been used. The fourth column is the date of those product files.

Type	Auxiliary Filename	Used since product	Used since product date
INST_PHYS_CHARACTERISTICS	GOM_INS_AXVIEC20091111_143220_20030716_120000_20500101_000000	1	23-MAR-2011 00:01:08
LEVEL-2_PROC_CONFIG	GOM_PR2_AXVIEC20091111_152718_20020301_000000_20500101_000000	1	23-MAR-2011 00:01:08
CROSS_SECTIONS_FILE	GOM_CRS_AXVIEC20091111_154832_20020301_000000_20500101_000000	1	23-MAR-2011 00:01:08

GOMOS Level 2 Daily Report

SUMMARY

[1. General Info](#)

[2. Summary of processed GOM_NL_2P products](#)

[3. Level 2 Quality information per product](#)

[3.1 Plot of level 2 quality information per product \(time dependant\)](#)

[3.2 Plot of level 2 quality information per product \(world map\)](#)

[4. Level 1 Quality information per product \(stored on level 2 products\)](#)

[4.1 Plot of level 1 quality information per product \(time dependant\)](#)

[4.1.1 Plot of level 1 quality information per product \(time dependant\): ASCENDING](#)

[4.1.2 Plot of level 1 quality information per product \(time dependant\): DESCENDING](#)

[4.2 Plot of level 1 quality information per product \(world map\)](#)

[4.2.1 Plot of level 1 quality information per product \(world map\): ASCENDING](#)

[4.2.2 Plot of level 1 quality information per product \(world map\): DESCENDING](#)

[5. Ozone profiles based on quality statistics and other trace gas profiles](#)

[5.1 Ozone statistics based on quality of products](#)

[5.2 Plot ozone profiles for all STD \(dark without errors\)](#)

[5.3 Plot ozone profiles where STD < 20% \(dark without errors\)](#)

[5.4. Plot ozone profiles where STD < 10% \(dark without errors\)](#)

[5.5. Plot ozone profiles where STD < 5% \(dark without errors\)](#)

[5.6 Plot NO2 profiles for all STD \(dark without errors\)](#)

[5.7 Plot NO3 profiles for all STD \(dark without errors\)](#)

[5.8 Plot H2O profiles \(only for occultations of stars 1,2,3,4,13,14,16,26,63 dark without errors\) for all STD](#)

[6. Auxiliary Data Files used for the production reported in section 2](#)

This report presents the daily analysis on parameters extracted from GOMOS level 2 data (GOM_NL__2P). It is intended to monitor some important parameters that will impact the quality of these products. A list of level 2 products (and content) that have arrived during the reporting day to the PCF is also given.

Item	Value
Time of report generation	24APR2013 11:41:12
Data source version	GOMOS/6.01
Start time of products	23-03-2011 (23MAR2011 00:00:00)
Stop time of products	24-03-2011 (24MAR2011 00:00:00)
Store outputs in DB	Yes
Nb of level 2 prods	383
Nb of prods with errors	0

2. Summary of processed GOM_NL__2P products.

Nr	Filename	UTC Start time	Limb	Duration	Star Id	Star Name	Star Mag	Star Temp	Nb Meas	Orbit	Prod. error
1	GOM_NL__2PRFIN20110323_000108_000000373100_00375_47372_1087.N1	23-MAR-2011 00:01:08	Bright	37.000	92	53Eps Cyg	2.5000	4500.0	74	47372	No
2	GOM_NL__2PRFIN20110323_001003_000000593100_00375_47372_1088.N1	23-MAR-2011 00:10:03	Twilight_stray	59.000	11	53Alp Aql	0.76500	8000.0	118	47372	No
3	GOM_NL__2PRFIN20110323_002054_000000493100_00375_47372_1089.N1	23-MAR-2011 00:20:54	Dark	49.000	155	41Pi Sgr	2.9000	6600.0	98	47372	No
4	GOM_NL__2PRFIN20110323_002302_000000523100_00375_47372_1090.N1	23-MAR-2011 00:23:02	Dark	51.500	57	34Sig Sgr	2.0660	26000.	103	47372	No
5	GOM_NL__2PRFIN20110323_002448_000000563100_00375_47372_1091.N1	23-MAR-2011 00:24:48	Dark	55.500	137	22Lam Sgr	2.8240	4400.0	111	47372	No
6	GOM_NL__2PRFIN20110323_002636_000000523100_00375_47372_1092.N1	23-MAR-2011 00:26:36	Dark	52.000	38	20Eps Sgr	1.8360	11000.	104	47372	No
7	GOM_NL__2PRFIN20110323_003201_000000463100_00376_47373_1090.N1	23-MAR-2011 00:32:01	Dark	45.500	141	Bet Ara	2.8400	4600.0	91	47373	No
8	GOM_NL__2PRFIN20110323_003528_000000403100_00376_47373_1091.N1	23-MAR-2011 00:35:28	Dark	39.500	134	Bet TrA	2.8100	6600.0	79	47373	No
9	GOM_NL__2PRFIN20110323_003810_000000453100_00376_47373_1092.N1	23-MAR-2011 00:38:10	Dark	44.500	4	Alp1Cen	-0.010000	5800.0	89	47373	No
10	GOM_NL__2PRFIN20110323_004031_000000483100_00376_47373_1093.N1	23-MAR-2011 00:40:31	Dark	48.000	78	Alp Lup	2.3040	28000.	96	47373	No
11	GOM_NL__2PRFIN20110323_004203_000000513100_00376_47373_1094.N1	23-MAR-2011 00:42:03	Straylight	51.000	81	Eta Cen	2.3560	28000.	102	47373	No
12	GOM_NL__2PRFIN20110323_004406_000000403100_00376_47373_1095.N1	23-MAR-2011 00:44:06	Straylight	39.500	64	Gam Cen	2.2000	10600.	79	47373	No
13	GOM_NL__2PRFIN20110323_004629_000000483100_00376_47373_1096.N1	23-MAR-2011 00:46:29	Straylight	47.500	123	Iot Cen	2.7500	10200.	95	47373	No
14	GOM_NL__2PRFIN20110323_005146_000000503100_00376_47373_1097.N1	23-MAR-2011 00:51:46	Straylight	49.500	106	9Bet Crv	2.6480	5600.0	99	47373	No
15	GOM_NL__2PRFIN20110323_005354_000000483100_00376_47373_1098.N1	23-MAR-2011 00:53:54	Twilight_stray	47.500	100	4Gam Crv	2.5800	13100.	95	47373	No
16	GOM_NL__2PRFIN20110323_010413_000000433100_00376_47373_1099.N1	23-MAR-2011 01:04:13	Bright	42.500	62	94Bet Leo	2.1360	9700.0	85	47373	No
17	GOM_NL__2PRFIN20110323_011231_000000403100_00376_47373_1100.N1	23-MAR-2011 01:12:31	Bright	40.000	174	52Psi UMa	3.0040	4400.0	80	47373	No
18	GOM_NL__2PRFIN20110323_011548_000000373100_00376_47373_1101.N1	23-MAR-2011 01:15:48	Bright	36.500	82	48Bet UMa	2.3650	10600.	73	47373	No
19	GOM_NL__2PRFIN20110323_011719_000000383100_00376_47373_1102.N1	23-MAR-2011 01:17:19	Bright	37.500	36	50Alp UMa	1.8000	6300.0	75	47373	No
20	GOM_NL__2PRFIN20110323_011905_000000453100_00376_47373_1103.N1	23-MAR-2011 01:19:05	Bright	44.500	55	79Zet UMa	2.0600	10200.	89	47373	No
21	GOM_NL__2PRFIN20110323_012405_000000383100_00376_47373_1104.N1	23-MAR-2011 01:24:05	Bright	37.500	60	7Bet UMi	2.0810	3950.0	75	47373	No
22	GOM_NL__2PRFIN20110323_012738_000000503100_00376_47373_1105.N1	23-MAR-2011 01:27:38	Bright	50.000	119	14Eta Dra	2.7270	4700.0	100	47373	No
23	GOM_NL__2PRFIN20110323_013249_000000373100_00376_47373_1106.N1	23-MAR-2011 01:32:49	Bright	36.500	89	5Alp Cep	2.4510	8000.0	73	47373	No
24	GOM_NL__2PRFIN20110323_013757_000000413100_00376_47373_1107.N1	23-MAR-2011 01:37:57	Bright	41.000	19	50Alp Cyg	1.2460	10500.	82	47373	No
25	GOM_NL__2PRFIN20110323_013932_000000403100_00376_47373_1108.N1	23-MAR-2011 01:39:32	Bright	39.500	66	37Gam Cyg	2.2080	5900.0	79	47373	No
26	GOM_NL__2PRFIN20110323_014122_000000393100_00376_47373_1109.N1	23-MAR-2011 01:41:22	Bright	38.500	92	53Eps Cyg	2.5000	4500.0	77	47373	No
27	GOM_NL__2PRFIN20110323_015017_000000553100_00376_47373_1110.N1	23-MAR-2011 01:50:17	Twilight_stray	54.500	11	53Alp Aql	0.76500	8000.0	109	47373	No
28	GOM_NL__2PRFIN20110323_020317_000000483100_00376_47373_1111.N1	23-MAR-2011 02:03:17	Dark	48.000	57	34Sig Sgr	2.0660	26000.	96	47373	No
29	GOM_NL__2PRFIN20110323_020504_000000653100_00376_47373_1112.N1	23-MAR-2011 02:05:04	Dark	64.500	137	22Lam Sgr	2.8240	4400.0	129	47373	No
30	GOM_NL__2PRFIN20110323_020651_000000583100_00376_47373_1113.N1	23-MAR-2011 02:06:51	Dark	57.500	38	20Eps Sgr	1.8360	11000.	115	47373	No
31	GOM_NL__2PRFIN20110323_021216_000000453100_00377_47374_1116.N1	23-MAR-2011 02:12:16	Dark	44.500	141	Bet Ara	2.8400	4600.0	89	47374	No
32	GOM_NL__2PRFIN20110323_021542_000000403100_00377_47374_1117.N1	23-MAR-2011 02:15:42	Dark	40.000	134	Bet TrA	2.8100	6600.0	80	47374	No
33	GOM_NL__2PRFIN20110323_021825_000000453100_00377_47374_1118.N1	23-MAR-2011 02:18:25	Dark	44.500	4	Alp1Cen	-0.010000	5800.0	89	47374	No
34	GOM_NL__2PRFIN20110323_022045_000000473100_00377_47374_1119.N1	23-MAR-2011 02:20:45	Dark	47.000	78	Alp Lup	2.3040	28000.	94	47374	No
35	GOM_NL__2PRFIN20110323_022218_000000523100_00377_47374_1120.N1	23-MAR-2011 02:22:18	Straylight	51.500	81	Eta Cen	2.3560	28000.	103	47374	No
36	GOM_NL__2PRFIN20110323_022421_000000423100_00377_47374_1121.N1	23-MAR-2011 02:24:21	Straylight	42.000	64	Gam Cen	2.2000	10600.	84	47374	No
37	GOM_NL__2PRFIN20110323_022643_000000493100_00377_47374_1122.N1	23-MAR-2011 02:26:43	Straylight	49.000	123	Iot Cen	2.7500	10200.	98	47374	No
38	GOM_NL__2PRFIN20110323_023201_000000533100_00377_47374_1123.N1	23-MAR-2011 02:32:01	Straylight	52.500	106	9Bet Crv	2.6480	5600.0	105	47374	No
39	GOM_NL__2PRFIN20110323_023408_000000503100_00377_47374_1124.N1	23-MAR-2011 02:34:08	Twilight_stray	49.500	100	4Gam Crv	2.5800	13100.	99	47374	No
40	GOM_NL__2PRFIN20110323_023950_000000253100_00377_47374_1125.N1	23-MAR-2011 02:39:50	Twilight_stray	25.000	121	29Gam Vir	2.7400	7200.0	50	47374	No
41	GOM_NL__2PRFIN20110323_024427_000000433100_00377_47374_1126.N1	23-MAR-2011 02:44:27	Bright	42.500	62	94Bet Leo	2.1360	9700.0	85	47374	No
42	GOM_NL__2PRFIN20110323_024550_000000413100_00377_47374_1127.N1	23-MAR-2011 02:45:50	Bright	40.500	96	68Del Leo	2.5600	9300.0	81	47374	No

43	GOM_NL__2PRFIN20110323_025245_000000393100_00377_47374_1128.N1	23-MAR-2011 02:52:45	Bright	39.000	174	52Psi UMa	3.0040	4400.0	78	47374	No
44	GOM_NL__2PRFIN20110323_025601_000000363100_00377_47374_1129.N1	23-MAR-2011 02:56:01	Bright	35.500	82	48Bet UMa	2.3650	10600.	71	47374	No
45	GOM_NL__2PRFIN20110323_025732_000000393100_00377_47374_1130.N1	23-MAR-2011 02:57:32	Bright	38.500	36	50Alp UMa	1.8000	6300.0	77	47374	No
46	GOM_NL__2PRFIN20110323_025918_000000463100_00377_47374_1131.N1	23-MAR-2011 02:59:18	Bright	45.500	55	79Zet UMa	2.0600	10200.	91	47374	No
47	GOM_NL__2PRFIN20110323_030418_000000403100_00377_47374_1132.N1	23-MAR-2011 03:04:18	Bright	39.500	60	7Bet UMi	2.0810	3950.0	79	47374	No
48	GOM_NL__2PRFIN20110323_030751_000000483100_00377_47374_1133.N1	23-MAR-2011 03:07:51	Bright	48.000	119	14Eta Dra	2.7270	4700.0	96	47374	No
49	GOM_NL__2PRFIN20110323_031303_000000373100_00377_47374_1134.N1	23-MAR-2011 03:13:03	Bright	37.000	89	5Alp Cep	2.4510	8000.0	74	47374	No
50	GOM_NL__2PRFIN20110323_031811_000000443100_00377_47374_1135.N1	23-MAR-2011 03:18:11	Bright	44.000	19	50Alp Cyg	1.2460	10500.	88	47374	No
51	GOM_NL__2PRFIN20110323_031946_000000413100_00377_47374_1136.N1	23-MAR-2011 03:19:46	Bright	41.000	66	37Gam Cyg	2.2080	5900.0	82	47374	No
52	GOM_NL__2PRFIN20110323_032136_000000393100_00377_47374_1137.N1	23-MAR-2011 03:21:36	Bright	39.000	92	53Eps Cyg	2.5000	4500.0	78	47374	No
53	GOM_NL__2PRFIN20110323_033032_000000643100_00377_47374_1138.N1	23-MAR-2011 03:30:32	Twilight	64.000	11	53Alp Aql	0.76500	8000.0	128	47374	No
54	GOM_NL__2PRFIN20110323_034124_000000493100_00377_47374_1139.N1	23-MAR-2011 03:41:24	Dark	48.500	155	41Pi Sgr	2.9000	6600.0	97	47374	No
55	GOM_NL__2PRFIN20110323_034332_000000513100_00377_47374_1140.N1	23-MAR-2011 03:43:32	Dark	51.000	57	34Sig Sgr	2.0660	26000.	102	47374	No
56	GOM_NL__2PRFIN20110323_034519_000000573100_00377_47374_1141.N1	23-MAR-2011 03:45:19	Dark	57.000	137	22Lam Sgr	2.8240	4400.0	114	47374	No
57	GOM_NL__2PRFIN20110323_034706_000000513100_00377_47374_1142.N1	23-MAR-2011 03:47:06	Dark	51.000	38	20Eps Sgr	1.8360	11000.	102	47374	No
58	GOM_NL__2PRFIN20110323_035231_000000443100_00378_47375_1131.N1	23-MAR-2011 03:52:31	Dark	43.500	141	Bet Ara	2.8400	4600.0	87	47375	No
59	GOM_NL__2PRFIN20110323_035557_000000403100_00378_47375_1132.N1	23-MAR-2011 03:55:57	Dark	40.000	134	Bet TrA	2.8100	6600.0	80	47375	No
60	GOM_NL__2PRFIN20110323_035839_000000573100_00378_47375_1133.N1	23-MAR-2011 03:58:39	Dark	57.000	4	Alp1Cen	-0.010000	5800.0	114	47375	No
61	GOM_NL__2PRFIN20110323_040100_000000473100_00378_47375_1134.N1	23-MAR-2011 04:01:00	Dark	47.000	78	Alp Lup	2.3040	28000.	94	47375	No
62	GOM_NL__2PRFIN20110323_040233_000000503100_00378_47375_1135.N1	23-MAR-2011 04:02:33	Straylight	50.000	81	Eta Cen	2.3560	28000.	100	47375	No
63	GOM_NL__2PRFIN20110323_040435_000000423100_00378_47375_1136.N1	23-MAR-2011 04:04:35	Straylight	41.500	64	Gam Cen	2.2000	10600.	83	47375	No
64	GOM_NL__2PRFIN20110323_040658_000000483100_00378_47375_1137.N1	23-MAR-2011 04:06:58	Straylight	48.000	123	Iot Cen	2.7500	10200.	96	47375	No
65	GOM_NL__2PRFIN20110323_041215_000000493100_00378_47375_1138.N1	23-MAR-2011 04:12:15	Straylight	49.000	106	9Bet Crv	2.6480	5600.0	98	47375	No
66	GOM_NL__2PRFIN20110323_041422_000000473100_00378_47375_1139.N1	23-MAR-2011 04:14:22	Twilight	46.500	100	4Gam Crv	2.5800	13100.	93	47375	No
67	GOM_NL__2PRFIN20110323_042003_000000253100_00378_47375_1140.N1	23-MAR-2011 04:20:03	Twilight	25.000	121	29Gam Vir	2.7400	7200.0	50	47375	No
68	GOM_NL__2PRFIN20110323_042440_000000423100_00378_47375_1141.N1	23-MAR-2011 04:24:40	Bright	42.000	62	94Bet Leo	2.1360	9700.0	84	47375	No
69	GOM_NL__2PRFIN20110323_042604_000000383100_00378_47375_1142.N1	23-MAR-2011 04:26:04	Bright	38.000	96	68Del Leo	2.5600	9300.0	76	47375	No
70	GOM_NL__2PRFIN20110323_043259_000000393100_00378_47375_1143.N1	23-MAR-2011 04:32:59	Bright	38.500	174	52Psi UMa	3.0040	4400.0	77	47375	No
71	GOM_NL__2PRFIN20110323_043616_000000363100_00378_47375_1144.N1	23-MAR-2011 04:36:16	Bright	36.000	82	48Bet UMa	2.3650	10600.	72	47375	No
72	GOM_NL__2PRFIN20110323_043746_000000403100_00378_47375_1145.N1	23-MAR-2011 04:37:46	Bright	40.000	36	50Alp UMa	1.8000	6300.0	80	47375	No
73	GOM_NL__2PRFIN20110323_043931_000000463100_00378_47375_1146.N1	23-MAR-2011 04:39:31	Bright	46.000	55	79Zet UMa	2.0600	10200.	92	47375	No
74	GOM_NL__2PRFIN20110323_044432_000000433100_00378_47375_1147.N1	23-MAR-2011 04:44:32	Bright	43.000	60	7Bet UMi	2.0810	3950.0	86	47375	No
75	GOM_NL__2PRFIN20110323_044805_000000483100_00378_47375_1148.N1	23-MAR-2011 04:48:05	Bright	48.000	119	14Eta Dra	2.7270	4700.0	96	47375	No
76	GOM_NL__2PRFIN20110323_045317_000000363100_00378_47375_1149.N1	23-MAR-2011 04:53:17	Bright	35.500	89	5Alp Cep	2.4510	8000.0	71	47375	No
77	GOM_NL__2PRFIN20110323_045825_000000403100_00378_47375_1150.N1	23-MAR-2011 04:58:25	Bright	39.500	19	50Alp Cyg	1.2460	10500.	79	47375	No
78	GOM_NL__2PRFIN20110323_050000_000000583100_00378_47375_1151.N1	23-MAR-2011 05:00:00	Bright	58.000	66	37Gam Cyg	2.2080	5900.0	116	47375	No
79	GOM_NL__2PRFIN20110323_050150_000000563100_00378_47375_1152.N1	23-MAR-2011 05:01:50	Bright	56.000	92	53Eps Cyg	2.5000	4500.0	112	47375	No
80	GOM_NL__2PRFIN20110323_051047_000000563100_00378_47375_1153.N1	23-MAR-2011 05:10:47	Twilight	55.500	11	53Alp Aql	0.76500	8000.0	111	47375	No
81	GOM_NL__2PRFIN20110323_052139_000000503100_00378_47375_1154.N1	23-MAR-2011 05:21:39	Dark	50.000	155	41Pi Sgr	2.9000	6600.0	100	47375	No
82	GOM_NL__2PRFIN20110323_052347_000000513100_00378_47375_1155.N1	23-MAR-2011 05:23:47	Dark	50.500	57	34Sig Sgr	2.0660	26000.	101	47375	No
83	GOM_NL__2PRFIN20110323_052535_000000683100_00378_47375_1156.N1	23-MAR-2011 05:25:35	Dark	67.500	137	22Lam Sgr	2.8240	4400.0	135	47375	No
84	GOM_NL__2PRFIN20110323_052721_000000523100_00378_47375_1157.N1	23-MAR-2011 05:27:21	Dark	52.000	38	20Eps Sgr	1.8360	11000.	104	47375	No
85	GOM_NL__2PRFIN20110323_053246_000000443100_00379_47376_1144.N1	23-MAR-2011 05:32:46	Dark	43.500	141	Bet Ara	2.8400	4600.0	87	47376	No
86	GOM_NL__2PRFIN20110323_053612_000000393100_00379_47376_1145.N1	23-MAR-2011 05:36:12	Dark	39.000	134	Bet TrA	2.8100	6600.0	78	47376	No
87	GOM_NL__2PRFIN20110323_053854_000000563100_00379_47376_1146.N1	23-MAR-2011 05:38:54	Dark	55.500	4	Alp1Cen	-0.010000	5800.0	111	47376	No
88	GOM_NL__2PRFIN20110323_054115_000000473100_00379_47376_1147.N1	23-MAR-2011 05:41:15	Dark	46.500	78	Alp Lup	2.3040	28000.	93	47376	No
89	GOM_NL__2PRFIN20110323_054248_000000503100_00379_47376_1148.N1	23-MAR-2011 05:42:48	Straylight	49.500	81	Eta Cen	2.3560	28000.	99	47376	No
90	GOM_NL__2PRFIN20110323_054450_000000433100_00379_47376_1149.N1	23-MAR-2011 05:44:50	Straylight	42.500	64	Gam Cen	2.2000	10600.	85	47376	No
91	GOM_NL__2PRFIN20110323_054713_000000473100_00379_47376_1150.N1	23-MAR-2011 05:47:13	Straylight	46.500	123	Iot Cen	2.7500	10200.	93	47376	No
92	GOM_NL__2PRFIN20110323_055229_000000493100_00379_47376_1151.N1	23-MAR-2011 05:52:29	Straylight	49.000	106	9Bet Crv	2.6480	5600.0	98	47376	No
93	GOM_NL__2PRFIN20110323_055436_000000473100_00379_47376_1152.N1	23-MAR-2011 05:54:36	Twilight	47.000	100	4Gam Crv	2.5800	13100.	94	47376	No
94	GOM_NL__2PRFIN20110323_060017_000000323100_00379_47376_1153.N1	23-MAR-2011 06:00:17	Twilight	32.000	121	29Gam Vir	2.7400	7200.0	64	47376	No
95	GOM_NL__2PRFIN20110323_060454_000000433100_00379_47376_1154.N1	23-MAR-2011 06:04:54	Bright	42.500	62	94Bet Leo	2.1360	9700.0	85	47376	No
96	GOM_NL__2PRFIN20110323_060618_000000393100_00379_47376_1155.N1	23-MAR-2011 06:06:18	Bright	38.500	96	68Del Leo	2.5600	9300.0	77	47376	No
97	GOM_NL__2PRFIN20110323_061313_000000373100_00379_47376_1156.N1	23-MAR-2011 06:13:13	Bright	36.500	174	52Psi UMa	3.0040	4400.0	73	47376	No
98	GOM_NL__2PRFIN20110323_061630_000000373100_00379_47376_1157.N1	23-MAR-2011 06:16:30	Bright	37.000	82	48Bet UMa	2.3650	10600.	74	47376	No
99	GOM_NL__2PRFIN20110323_061800_000000403100_00379_47376_1158.N1	23-MAR-2011 06:18:00	Bright	40.000	36	50Alp UMa	1.8000	6300.0	80	47376	No
100	GOM_NL__2PRFIN20110323_061945_000000463100_00379_47376_1159.N1	23-MAR-2011 06:19:45	Bright	45.500	55	79Zet UMa	2.0600	10200.	91	47376	No
101	GOM_NL__2PRFIN20110323_062446_000000413100_00379_47376_1160.N1	23-MAR-2011 06:24:46	Bright	40.500	60	7Bet UMi	2.0810	3950.0	81	47376	No

102	GOM_NL__2PRFIN20110323_062818_000000483100_00379_47376_1161.N1	23-MAR-2011 06:28:18	Bright	48.000	119	14Eta Dra	2.7270	4700.0	96	47376	No
103	GOM_NL__2PRFIN20110323_063332_000000383100_00379_47376_1162.N1	23-MAR-2011 06:33:32	Bright	37.500	89	5Alp Cep	2.4510	8000.0	75	47376	No
104	GOM_NL__2PRFIN20110323_063839_000000373100_00379_47376_1163.N1	23-MAR-2011 06:38:39	Bright	36.500	19	50Alp Cyg	1.2460	10500.	73	47376	No
105	GOM_NL__2PRFIN20110323_064014_000000403100_00379_47376_1164.N1	23-MAR-2011 06:40:14	Bright	39.500	66	37Gam Cyg	2.2080	5900.0	79	47376	No
106	GOM_NL__2PRFIN20110323_064205_000000373100_00379_47376_1165.N1	23-MAR-2011 06:42:05	Bright	37.000	92	53Eps Cyg	2.5000	4500.0	74	47376	No
107	GOM_NL__2PRFIN20110323_065101_000000563100_00379_47376_1166.N1	23-MAR-2011 06:51:01	Twilight	55.500	11	53Alp Aql	0.76500	8000.0	111	47376	No
108	GOM_NL__2PRFIN20110323_070155_000000533100_00379_47376_1167.N1	23-MAR-2011 07:01:55	Dark	52.500	155	41Pi Sgr	2.9000	6600.0	105	47376	No
109	GOM_NL__2PRFIN20110323_070402_000000543100_00379_47376_1168.N1	23-MAR-2011 07:04:02	Dark	53.500	57	34Sig Sgr	2.0660	26000.	107	47376	No
110	GOM_NL__2PRFIN20110323_070550_000000613100_00379_47376_1169.N1	23-MAR-2011 07:05:50	Dark	61.000	137	22Lam Sgr	2.8240	4400.0	122	47376	No
111	GOM_NL__2PRFIN20110323_070737_000000543100_00379_47376_1170.N1	23-MAR-2011 07:07:37	Dark	54.000	38	20Eps Sgr	1.8360	11000.	108	47376	No
112	GOM_NL__2PRFIN20110323_071301_000000433100_00380_47377_1155.N1	23-MAR-2011 07:13:01	Dark	42.500	141	Bet Ara	2.8400	4600.0	85	47377	No
113	GOM_NL__2PRFIN20110323_071626_000000423100_00380_47377_1156.N1	23-MAR-2011 07:16:26	Dark	41.500	134	Bet TrA	2.8100	6600.0	83	47377	No
114	GOM_NL__2PRFIN20110323_071909_000000573100_00380_47377_1157.N1	23-MAR-2011 07:19:09	Dark	57.000	4	Alp1Cen	-0.010000	5800.0	114	47377	No
115	GOM_NL__2PRFIN20110323_072130_000000483100_00380_47377_1158.N1	23-MAR-2011 07:21:30	Dark	48.000	78	Alp Lup	2.3040	28000.	96	47377	No
116	GOM_NL__2PRFIN20110323_072302_000000503100_00380_47377_1159.N1	23-MAR-2011 07:23:02	Straylight	50.000	81	Eta Cen	2.3560	28000.	100	47377	No
117	GOM_NL__2PRFIN20110323_072504_000000433100_00380_47377_1160.N1	23-MAR-2011 07:25:04	Straylight	42.500	64	Gam Cen	2.2000	10600.	85	47377	No
118	GOM_NL__2PRFIN20110323_072727_000000493100_00380_47377_1161.N1	23-MAR-2011 07:27:27	Straylight	49.000	123	lot Cen	2.7500	10200.	98	47377	No
119	GOM_NL__2PRFIN20110323_073244_000000493100_00380_47377_1162.N1	23-MAR-2011 07:32:44	Straylight	48.500	106	9Bet Crv	2.6480	5600.0	97	47377	No
120	GOM_NL__2PRFIN20110323_073451_000000463100_00380_47377_1163.N1	23-MAR-2011 07:34:51	Twilight	45.500	100	4Gam Crv	2.5800	13100.	91	47377	No
121	GOM_NL__2PRFIN20110323_074031_000000323100_00380_47377_1164.N1	23-MAR-2011 07:40:31	Twilight	32.000	121	29Gam Vir	2.7400	7200.0	64	47377	No
122	GOM_NL__2PRFIN20110323_074508_000000433100_00380_47377_1165.N1	23-MAR-2011 07:45:08	Bright	42.500	62	94Bet Leo	2.1360	9700.0	85	47377	No
123	GOM_NL__2PRFIN20110323_074632_000000403100_00380_47377_1166.N1	23-MAR-2011 07:46:32	Bright	39.500	96	68Del Leo	2.5600	9300.0	79	47377	No
124	GOM_NL__2PRFIN20110323_075327_000000553100_00380_47377_1167.N1	23-MAR-2011 07:53:27	Bright	55.000	174	52Psi UMa	3.0040	4400.0	110	47377	No
125	GOM_NL__2PRFIN20110323_075643_000000393100_00380_47377_1168.N1	23-MAR-2011 07:56:43	Bright	39.000	82	48Bet UMa	2.3650	10600.	78	47377	No
126	GOM_NL__2PRFIN20110323_075814_000000383100_00380_47377_1169.N1	23-MAR-2011 07:58:14	Bright	38.000	36	50Alp UMa	1.8000	6300.0	76	47377	No
127	GOM_NL__2PRFIN20110323_075958_000000453100_00380_47377_1170.N1	23-MAR-2011 07:59:58	Bright	44.500	55	79Zet UMa	2.0600	10200.	89	47377	No
128	GOM_NL__2PRFIN20110323_080500_000000423100_00380_47377_1171.N1	23-MAR-2011 08:05:00	Bright	41.500	60	7Bet UMi	2.0810	3950.0	83	47377	No
129	GOM_NL__2PRFIN20110323_080832_000000493100_00380_47377_1172.N1	23-MAR-2011 08:08:32	Bright	49.000	119	14Eta Dra	2.7270	4700.0	98	47377	No
130	GOM_NL__2PRFIN20110323_081346_000000373100_00380_47377_1173.N1	23-MAR-2011 08:13:46	Bright	36.500	89	5Alp Cep	2.4510	8000.0	73	47377	No
131	GOM_NL__2PRFIN20110323_081853_000000383100_00380_47377_1174.N1	23-MAR-2011 08:18:53	Bright	38.000	19	50Alp Cyg	1.2460	10500.	76	47377	No
132	GOM_NL__2PRFIN20110323_082028_000000413100_00380_47377_1175.N1	23-MAR-2011 08:20:28	Bright	41.000	66	37Gam Cyg	2.2080	5900.0	82	47377	No
133	GOM_NL__2PRFIN20110323_082219_000000403100_00380_47377_1176.N1	23-MAR-2011 08:22:19	Bright	39.500	92	53Eps Cyg	2.5000	4500.0	79	47377	No
134	GOM_NL__2PRFIN20110323_083116_000000593100_00380_47377_1177.N1	23-MAR-2011 08:31:16	Twilight	59.000	11	53Alp Aql	0.76500	8000.0	118	47377	No
135	GOM_NL__2PRFIN20110323_084209_000000543100_00380_47377_1178.N1	23-MAR-2011 08:42:09	Dark	54.000	155	41Pi Sgr	2.9000	6600.0	108	47377	No
136	GOM_NL__2PRFIN20110323_084417_000000533100_00380_47377_1179.N1	23-MAR-2011 08:44:17	Dark	52.500	57	34Sig Sgr	2.0660	26000.	105	47377	No
137	GOM_NL__2PRFIN20110323_084605_000000613100_00380_47377_1180.N1	23-MAR-2011 08:46:05	Dark	61.000	137	22Lam Sgr	2.8240	4400.0	122	47377	No
138	GOM_NL__2PRFIN20110323_084752_000000543100_00380_47377_1181.N1	23-MAR-2011 08:47:52	Dark	54.000	38	20Eps Sgr	1.8360	11000.	108	47377	No
139	GOM_NL__2PRFIN20110323_085315_000000453100_00381_47378_1197.N1	23-MAR-2011 08:53:15	Dark	44.500	141	Bet Ara	2.8400	4600.0	89	47378	No
140	GOM_NL__2PRFIN20110323_085641_000000413100_00381_47378_1198.N1	23-MAR-2011 08:56:41	Dark	40.500	134	Bet TrA	2.8100	6600.0	81	47378	No
141	GOM_NL__2PRFIN20110323_085923_000000463100_00381_47378_1199.N1	23-MAR-2011 08:59:23	Dark	45.500	4	Alp1Cen	-0.010000	5800.0	91	47378	No
142	GOM_NL__2PRFIN20110323_090144_000000473100_00381_47378_1200.N1	23-MAR-2011 09:01:44	Dark	47.000	78	Alp Lup	2.3040	28000.	94	47378	No
143	GOM_NL__2PRFIN20110323_090317_000000513100_00381_47378_1201.N1	23-MAR-2011 09:03:17	Straylight	51.000	81	Eta Cen	2.3560	28000.	102	47378	No
144	GOM_NL__2PRFIN20110323_090518_000000443100_00381_47378_1202.N1	23-MAR-2011 09:05:18	Straylight	43.500	64	Gam Cen	2.2000	10600.	87	47378	No
145	GOM_NL__2PRFIN20110323_090742_000000483100_00381_47378_1203.N1	23-MAR-2011 09:07:42	Straylight	47.500	123	lot Cen	2.7500	10200.	95	47378	No
146	GOM_NL__2PRFIN20110323_091258_000000513100_00381_47378_1204.N1	23-MAR-2011 09:12:58	Straylight	51.000	106	9Bet Crv	2.6480	5600.0	102	47378	No
147	GOM_NL__2PRFIN20110323_091505_000000453100_00381_47378_1205.N1	23-MAR-2011 09:15:05	Twilight	45.000	100	4Gam Crv	2.5800	13100.	90	47378	No
148	GOM_NL__2PRFIN20110323_092045_000000393100_00381_47378_1206.N1	23-MAR-2011 09:20:45	Bright	39.000	121	29Gam Vir	2.7400	7200.0	78	47378	No
149	GOM_NL__2PRFIN20110323_092522_000000423100_00381_47378_1207.N1	23-MAR-2011 09:25:22	Bright	42.000	62	94Bet Leo	2.1360	9700.0	84	47378	No
150	GOM_NL__2PRFIN20110323_092645_000000393100_00381_47378_1208.N1	23-MAR-2011 09:26:45	Bright	39.000	96	68Del Leo	2.5600	9300.0	78	47378	No
151	GOM_NL__2PRFIN20110323_093341_000000403100_00381_47378_1209.N1	23-MAR-2011 09:33:41	Bright	40.000	174	52Psi UMa	3.0040	4400.0	80	47378	No
152	GOM_NL__2PRFIN20110323_093657_000000373100_00381_47378_1210.N1	23-MAR-2011 09:36:57	Bright	36.500	82	48Bet UMa	2.3650	10600.	73	47378	No
153	GOM_NL__2PRFIN20110323_093828_000000393100_00381_47378_1211.N1	23-MAR-2011 09:38:28	Bright	38.500	36	50Alp UMa	1.8000	6300.0	77	47378	No
154	GOM_NL__2PRFIN20110323_094011_000000443100_00381_47378_1212.N1	23-MAR-2011 09:40:11	Bright	44.000	55	79Zet UMa	2.0600	10200.	88	47378	No
155	GOM_NL__2PRFIN20110323_094514_000000423100_00381_47378_1213.N1	23-MAR-2011 09:45:14	Bright	42.000	60	7Bet UMi	2.0810	3950.0	84	47378	No
156	GOM_NL__2PRFIN20110323_094845_000000503100_00381_47378_1214.N1	23-MAR-2011 09:48:45	Bright	50.000	119	14Eta Dra	2.7270	4700.0	100	47378	No
157	GOM_NL__2PRFIN20110323_095400_000000373100_00381_47378_1215.N1	23-MAR-2011 09:54:00	Bright	36.500	89	5Alp Cep	2.4510	8000.0	73	47378	No
158	GOM_NL__2PRFIN20110323_095907_000000403100_00381_47378_1216.N1	23-MAR-2011 09:59:07	Bright	39.500	19	50Alp Cyg	1.2460	10500.	79	47378	No
159	GOM_NL__2PRFIN20110323_100043_000000393100_00381_47378_1217.N1	23-MAR-2011 10:00:43	Bright	38.500	66	37Gam Cyg	2.2080	5900.0	77	47378	No
160	GOM_NL__2PRFIN20110323_100233_000000373100_00381_47378_1218.N1	23-MAR-2011 10:02:33	Bright	37.000	92	53Eps Cyg	2.5000	4500.0	74	47378	No

161	GOM_NL__2PRFIN20110323_101130_000000623100_00381_47378_1219.N1	23-MAR-2011 10:11:30	Twilight	62.000	11	53Alp Aql	0.76500	8000.0	124	47378	No
162	GOM_NL__2PRFIN20110323_102224_000000523100_00381_47378_1220.N1	23-MAR-2011 10:22:24	Dark	52.000	155	41Pi Sgr	2.9000	6600.0	104	47378	No
163	GOM_NL__2PRFIN20110323_102432_000000523100_00381_47378_1221.N1	23-MAR-2011 10:24:32	Dark	52.000	57	34Sig Sgr	2.0660	26000.	104	47378	No
164	GOM_NL__2PRFIN20110323_102621_000000583100_00381_47378_1222.N1	23-MAR-2011 10:26:21	Dark	57.500	137	22Lam Sgr	2.8240	4400.0	115	47378	No
165	GOM_NL__2PRFIN20110323_102807_000000543100_00381_47378_1223.N1	23-MAR-2011 10:28:07	Dark	53.500	38	20Eps Sgr	1.8360	11000.	107	47378	No
166	GOM_NL__2PRFIN20110323_103330_000000433100_00382_47379_1236.N1	23-MAR-2011 10:33:30	Dark	43.000	141	Bet Ara	2.8400	4600.0	86	47379	No
167	GOM_NL__2PRFIN20110323_103655_000000413100_00382_47379_1237.N1	23-MAR-2011 10:36:55	Dark	40.500	134	Bet TrA	2.8100	6600.0	81	47379	No
168	GOM_NL__2PRFIN20110323_103938_000000483100_00382_47379_1238.N1	23-MAR-2011 10:39:38	Dark	47.500	4	Alp1Cen	-0.010000	5800.0	95	47379	No
169	GOM_NL__2PRFIN20110323_104159_000000473100_00382_47379_1239.N1	23-MAR-2011 10:41:59	Dark	47.000	78	Alp Lup	2.3040	28000.	94	47379	No
170	GOM_NL__2PRFIN20110323_104332_000000503100_00382_47379_1240.N1	23-MAR-2011 10:43:32	Straylight	49.500	81	Eta Cen	2.3560	28000.	99	47379	No
171	GOM_NL__2PRFIN20110323_104533_000000463100_00382_47379_1241.N1	23-MAR-2011 10:45:33	Straylight	46.000	64	Gam Cen	2.2000	10600.	92	47379	No
172	GOM_NL__2PRFIN20110323_104756_000000463100_00382_47379_1242.N1	23-MAR-2011 10:47:56	Straylight	45.500	123	lot Cen	2.7500	10200.	91	47379	No
173	GOM_NL__2PRFIN20110323_105312_000000493100_00382_47379_1243.N1	23-MAR-2011 10:53:12	Straylight	48.500	106	9Bet Crv	2.6480	5600.0	97	47379	No
174	GOM_NL__2PRFIN20110323_105519_000000483100_00382_47379_1244.N1	23-MAR-2011 10:55:19	Twilight	47.500	100	4Gam Crv	2.5800	13100.	95	47379	No
175	GOM_NL__2PRFIN20110323_110058_000000393100_00382_47379_1245.N1	23-MAR-2011 11:00:58	Bright	39.000	121	29Gam Vir	2.7400	7200.0	78	47379	No
176	GOM_NL__2PRFIN20110323_110535_000000423100_00382_47379_1246.N1	23-MAR-2011 11:05:35	Bright	42.000	62	94Bet Leo	2.1360	9700.0	84	47379	No
177	GOM_NL__2PRFIN20110323_110659_000000393100_00382_47379_1247.N1	23-MAR-2011 11:06:59	Bright	39.000	96	68Del Leo	2.5600	9300.0	78	47379	No
178	GOM_NL__2PRFIN20110323_111354_000000383100_00382_47379_1248.N1	23-MAR-2011 11:13:54	Bright	38.000	174	52Psi UMa	3.0040	4400.0	76	47379	No
179	GOM_NL__2PRFIN20110323_111711_000000383100_00382_47379_1249.N1	23-MAR-2011 11:17:11	Bright	37.500	82	48Bet UMa	2.3650	10600.	75	47379	No
180	GOM_NL__2PRFIN20110323_111842_000000393100_00382_47379_1250.N1	23-MAR-2011 11:18:42	Bright	39.000	36	50Alp UMa	1.8000	6300.0	78	47379	No
181	GOM_NL__2PRFIN20110323_112024_000000463100_00382_47379_1251.N1	23-MAR-2011 11:20:24	Bright	46.000	55	79Zet UMa	2.0600	10200.	92	47379	No
182	GOM_NL__2PRFIN20110323_112527_000000413100_00382_47379_1252.N1	23-MAR-2011 11:25:27	Bright	40.500	60	7Bet UMi	2.0810	3950.0	81	47379	No
183	GOM_NL__2PRFIN20110323_112858_000000483100_00382_47379_1253.N1	23-MAR-2011 11:28:58	Bright	47.500	119	14Eta Dra	2.7270	4700.0	95	47379	No
184	GOM_NL__2PRFIN20110323_113413_000000533100_00382_47379_1254.N1	23-MAR-2011 11:34:13	Bright	53.000	89	5Alp Cep	2.4510	8000.0	106	47379	No
185	GOM_NL__2PRFIN20110323_113921_000000403100_00382_47379_1255.N1	23-MAR-2011 11:39:21	Bright	40.000	19	50Alp Cyg	1.2460	10500.	80	47379	No
186	GOM_NL__2PRFIN20110323_114056_000000413100_00382_47379_1256.N1	23-MAR-2011 11:40:56	Bright	41.000	66	37Gam Cyg	2.2080	5900.0	82	47379	No
187	GOM_NL__2PRFIN20110323_114247_000000383100_00382_47379_1257.N1	23-MAR-2011 11:42:47	Bright	38.000	92	53Eps Cyg	2.5000	4500.0	76	47379	No
188	GOM_NL__2PRFIN20110323_115145_000000593100_00382_47379_1258.N1	23-MAR-2011 11:51:45	Twilight	58.500	11	53Alp Aql	0.76500	8000.0	117	47379	No
189	GOM_NL__2PRFIN20110323_120239_000000543100_00382_47379_1259.N1	23-MAR-2011 12:02:39	Dark	53.500	155	41Pi Sgr	2.9000	6600.0	107	47379	No
190	GOM_NL__2PRFIN20110323_120448_000000503100_00382_47379_1260.N1	23-MAR-2011 12:04:48	Dark	49.500	57	34Sig Sgr	2.0660	26000.	99	47379	No
191	GOM_NL__2PRFIN20110323_120636_000000693100_00382_47379_1261.N1	23-MAR-2011 12:06:36	Dark	69.000	137	22Lam Sgr	2.8240	4400.0	138	47379	No
192	GOM_NL__2PRFIN20110323_120822_000000543100_00382_47379_1262.N1	23-MAR-2011 12:08:22	Dark	54.000	38	20Eps Sgr	1.8360	11000.	108	47379	No
193	GOM_NL__2PRFIN20110323_121345_000000443100_00383_47380_1270.N1	23-MAR-2011 12:13:45	Dark	43.500	141	Bet Ara	2.8400	4600.0	87	47380	No
194	GOM_NL__2PRFIN20110323_121710_000000403100_00383_47380_1271.N1	23-MAR-2011 12:17:10	Dark	40.000	134	Bet TrA	2.8100	6600.0	80	47380	No
195	GOM_NL__2PRFIN20110323_121952_000000553100_00383_47380_1272.N1	23-MAR-2011 12:19:52	Dark	55.000	4	Alp1Cen	-0.010000	5800.0	110	47380	No
196	GOM_NL__2PRFIN20110323_122214_000000473100_00383_47380_1273.N1	23-MAR-2011 12:22:14	Dark	47.000	78	Alp Lup	2.3040	28000.	94	47380	No
197	GOM_NL__2PRFIN20110323_122347_000000493100_00383_47380_1274.N1	23-MAR-2011 12:23:47	Straylight	48.500	81	Eta Cen	2.3560	28000.	97	47380	No
198	GOM_NL__2PRFIN20110323_122547_000000433100_00383_47380_1275.N1	23-MAR-2011 12:25:47	Straylight	43.000	64	Gam Cen	2.2000	10600.	86	47380	No
199	GOM_NL__2PRFIN20110323_122811_000000493100_00383_47380_1276.N1	23-MAR-2011 12:28:11	Straylight	48.500	123	lot Cen	2.7500	10200.	97	47380	No
200	GOM_NL__2PRFIN20110323_123326_000000483100_00383_47380_1277.N1	23-MAR-2011 12:33:26	Straylight	48.000	106	9Bet Crv	2.6480	5600.0	96	47380	No
201	GOM_NL__2PRFIN20110323_123533_000000483100_00383_47380_1278.N1	23-MAR-2011 12:35:33	Twilight	47.500	100	4Gam Crv	2.5800	13100.	95	47380	No
202	GOM_NL__2PRFIN20110323_124112_000000463100_00383_47380_1279.N1	23-MAR-2011 12:41:12	Bright	46.000	121	29Gam Vir	2.7400	7200.0	92	47380	No
203	GOM_NL__2PRFIN20110323_124549_000000423100_00383_47380_1280.N1	23-MAR-2011 12:45:49	Bright	42.000	62	94Bet Leo	2.1360	9700.0	84	47380	No
204	GOM_NL__2PRFIN20110323_124713_000000393100_00383_47380_1281.N1	23-MAR-2011 12:47:13	Bright	38.500	96	68Del Leo	2.5600	9300.0	77	47380	No
205	GOM_NL__2PRFIN20110323_125408_000000373100_00383_47380_1282.N1	23-MAR-2011 12:54:08	Bright	36.500	174	52Psi UMa	3.0040	4400.0	73	47380	No
206	GOM_NL__2PRFIN20110323_125725_000000373100_00383_47380_1283.N1	23-MAR-2011 12:57:25	Bright	37.000	82	48Bet UMa	2.3650	10600.	74	47380	No
207	GOM_NL__2PRFIN20110323_125856_000000393100_00383_47380_1284.N1	23-MAR-2011 12:58:56	Bright	39.000	36	50Alp UMa	1.8000	6300.0	78	47380	No
208	GOM_NL__2PRFIN20110323_130038_000000453100_00383_47380_1285.N1	23-MAR-2011 13:00:38	Bright	45.000	55	79Zet UMa	2.0600	10200.	90	47380	No
209	GOM_NL__2PRFIN20110323_130541_000000383100_00383_47380_1286.N1	23-MAR-2011 13:05:41	Bright	37.500	60	7Bet UMi	2.0810	3950.0	75	47380	No
210	GOM_NL__2PRFIN20110323_130911_000000473100_00383_47380_1287.N1	23-MAR-2011 13:09:11	Bright	47.000	119	14Eta Dra	2.7270	4700.0	94	47380	No
211	GOM_NL__2PRFIN20110323_131428_000000363100_00383_47380_1288.N1	23-MAR-2011 13:14:28	Bright	36.000	89	5Alp Cep	2.4510	8000.0	72	47380	No
212	GOM_NL__2PRFIN20110323_131935_000000393100_00383_47380_1289.N1	23-MAR-2011 13:19:35	Bright	38.500	19	50Alp Cyg	1.2460	10500.	77	47380	No
213	GOM_NL__2PRFIN20110323_132110_000000393100_00383_47380_1290.N1	23-MAR-2011 13:21:10	Bright	38.500	66	37Gam Cyg	2.2080	5900.0	77	47380	No
214	GOM_NL__2PRFIN20110323_132301_000000563100_00383_47380_1291.N1	23-MAR-2011 13:23:01	Bright	56.000	92	53Eps Cyg	2.5000	4500.0	112	47380	No
215	GOM_NL__2PRFIN20110323_133159_000000603100_00383_47380_1292.N1	23-MAR-2011 13:31:59	Twilight	60.000	11	53Alp Aql	0.76500	8000.0	120	47380	No
216	GOM_NL__2PRFIN20110323_134254_000000553100_00383_47380_1293.N1	23-MAR-2011 13:42:54	Dark	55.000	155	41Pi Sgr	2.9000	6600.0	110	47380	No
217	GOM_NL__2PRFIN20110323_134502_000000503100_00383_47380_1294.N1	23-MAR-2011 13:45:02	Dark	50.000	57	34Sig Sgr	2.0660	26000.	100	47380	No
218	GOM_NL__2PRFIN20110323_134651_000000583100_00383_47380_1295.N1	23-MAR-2011 13:46:51	Dark	57.500	137	22Lam Sgr	2.8240	4400.0	115	47380	No
219	GOM_NL__2PRFIN20110323_134837_000000523100_00383_47380_1296.N1	23-MAR-2011 13:48:37	Dark	52.000	38	20Eps Sgr	1.8360	11000.	104	47380	No

220	GOM_NL__2PRFIN20110323_135359_000000443100_00384_47381_1359.N1	23-MAR-2011 13:53:59	Dark	43.500	141	Bet Ara	2.8400	4600.0	87	47381	No
221	GOM_NL__2PRFIN20110323_135724_000000393100_00384_47381_1360.N1	23-MAR-2011 13:57:24	Dark	38.500	134	Bet TrA	2.8100	6600.0	77	47381	No
222	GOM_NL__2PRFIN20110323_140007_000000443100_00384_47381_1361.N1	23-MAR-2011 14:00:07	Dark	43.500	4	Alp1Cen	-0.010000	5800.0	87	47381	No
223	GOM_NL__2PRFIN20110323_140229_000000453100_00384_47381_1362.N1	23-MAR-2011 14:02:29	Dark	45.000	78	Alp Lup	2.3040	28000.	90	47381	No
224	GOM_NL__2PRFIN20110323_140401_000000513100_00384_47381_1363.N1	23-MAR-2011 14:04:01	Straylight	51.000	81	Eta Cen	2.3560	28000.	102	47381	No
225	GOM_NL__2PRFIN20110323_140602_000000453100_00384_47381_1364.N1	23-MAR-2011 14:06:02	Straylight	44.500	64	Gam Cen	2.2000	10600.	89	47381	No
226	GOM_NL__2PRFIN20110323_140825_000000503100_00384_47381_1365.N1	23-MAR-2011 14:08:25	Straylight	49.500	123	lot Cen	2.7500	10200.	99	47381	No
227	GOM_NL__2PRFIN20110323_141340_000000513100_00384_47381_1366.N1	23-MAR-2011 14:13:40	Straylight	50.500	106	9Bet Crv	2.6480	5600.0	101	47381	No
228	GOM_NL__2PRFIN20110323_141547_000000453100_00384_47381_1367.N1	23-MAR-2011 14:15:47	Tw_i_and_stray	44.500	100	4Gam Crv	2.5800	13100.	89	47381	No
229	GOM_NL__2PRFIN20110323_142126_000000463100_00384_47381_1368.N1	23-MAR-2011 14:21:26	Bright	46.000	121	29Gam Vir	2.7400	7200.0	92	47381	No
230	GOM_NL__2PRFIN20110323_142603_000000423100_00384_47381_1369.N1	23-MAR-2011 14:26:03	Bright	42.000	62	94Bet Leo	2.1360	9700.0	84	47381	No
231	GOM_NL__2PRFIN20110323_142727_000000393100_00384_47381_1370.N1	23-MAR-2011 14:27:27	Bright	38.500	96	68Del Leo	2.5600	9300.0	77	47381	No
232	GOM_NL__2PRFIN20110323_143422_000000393100_00384_47381_1371.N1	23-MAR-2011 14:34:22	Bright	38.500	174	52Psi UMa	3.0040	4400.0	77	47381	No
233	GOM_NL__2PRFIN20110323_143739_000000383100_00384_47381_1372.N1	23-MAR-2011 14:37:39	Bright	38.000	82	48Bet UMa	2.3650	10600.	76	47381	No
234	GOM_NL__2PRFIN20110323_143909_000000393100_00384_47381_1373.N1	23-MAR-2011 14:39:09	Bright	39.000	36	50Alp UMa	1.8000	6300.0	78	47381	No
235	GOM_NL__2PRFIN20110323_144051_000000453100_00384_47381_1374.N1	23-MAR-2011 14:40:51	Bright	45.000	55	79Zet UMa	2.0600	10200.	90	47381	No
236	GOM_NL__2PRFIN20110323_144554_000000423100_00384_47381_1375.N1	23-MAR-2011 14:45:54	Bright	41.500	60	7Bet UMi	2.0810	3950.0	83	47381	No
237	GOM_NL__2PRFIN20110323_144925_000000503100_00384_47381_1376.N1	23-MAR-2011 14:49:25	Bright	49.500	119	14Eta Dra	2.7270	4700.0	99	47381	No
238	GOM_NL__2PRFIN20110323_145441_000000373100_00384_47381_1377.N1	23-MAR-2011 14:54:41	Bright	37.000	89	5Alp Cep	2.4510	8000.0	74	47381	No
239	GOM_NL__2PRFIN20110323_145949_000000363100_00384_47381_1378.N1	23-MAR-2011 14:59:49	Bright	36.000	19	50Alp Cyg	1.2460	10500.	72	47381	No
240	GOM_NL__2PRFIN20110323_150125_000000413100_00384_47381_1379.N1	23-MAR-2011 15:01:25	Bright	40.500	66	37Gam Cyg	2.2080	5900.0	81	47381	No
241	GOM_NL__2PRFIN20110323_150315_000000563100_00384_47381_1380.N1	23-MAR-2011 15:03:15	Bright	56.000	92	53Eps Cyg	2.5000	4500.0	112	47381	No
242	GOM_NL__2PRFIN20110323_151214_000000623100_00384_47381_1381.N1	23-MAR-2011 15:12:14	Tw_i_and_stray	61.500	11	53Alp Aql	0.76500	8000.0	123	47381	No
243	GOM_NL__2PRFIN20110323_152310_000000503100_00384_47381_1382.N1	23-MAR-2011 15:23:10	Dark	49.500	155	41Pi Sgr	2.9000	6600.0	99	47381	No
244	GOM_NL__2PRFIN20110323_152518_000000503100_00384_47381_1383.N1	23-MAR-2011 15:25:18	Dark	49.500	57	34Sig Sgr	2.0660	26000.	99	47381	No
245	GOM_NL__2PRFIN20110323_152707_000000573100_00384_47381_1384.N1	23-MAR-2011 15:27:07	Dark	56.500	137	22Lam Sgr	2.8240	4400.0	113	47381	No
246	GOM_NL__2PRFIN20110323_152852_000000503100_00384_47381_1385.N1	23-MAR-2011 15:28:52	Dark	49.500	38	20Eps Sgr	1.8360	11000.	99	47381	No
247	GOM_NL__2PRFIN20110323_153414_000000453100_00385_47382_1379.N1	23-MAR-2011 15:34:14	Dark	45.000	141	Bet Ara	2.8400	4600.0	90	47382	No
248	GOM_NL__2PRFIN20110323_153738_000000403100_00385_47382_1380.N1	23-MAR-2011 15:37:38	Dark	40.000	134	Bet TrA	2.8100	6600.0	80	47382	No
249	GOM_NL__2PRFIN20110323_154021_000000443100_00385_47382_1381.N1	23-MAR-2011 15:40:21	Dark	44.000	4	Alp1Cen	-0.010000	5800.0	88	47382	No
250	GOM_NL__2PRFIN20110323_154244_000000473100_00385_47382_1382.N1	23-MAR-2011 15:42:44	Dark	46.500	78	Alp Lup	2.3040	28000.	93	47382	No
251	GOM_NL__2PRFIN20110323_154416_000000523100_00385_47382_1383.N1	23-MAR-2011 15:44:16	Straylight	52.000	81	Eta Cen	2.3560	28000.	104	47382	No
252	GOM_NL__2PRFIN20110323_154616_000000463100_00385_47382_1384.N1	23-MAR-2011 15:46:16	Straylight	45.500	64	Gam Cen	2.2000	10600.	91	47382	No
253	GOM_NL__2PRFIN20110323_154840_000000483100_00385_47382_1385.N1	23-MAR-2011 15:48:40	Straylight	48.000	123	lot Cen	2.7500	10200.	96	47382	No
254	GOM_NL__2PRFIN20110323_155355_000000533100_00385_47382_1386.N1	23-MAR-2011 15:53:55	Straylight	53.000	106	9Bet Crv	2.6480	5600.0	106	47382	No
255	GOM_NL__2PRFIN20110323_155601_000000473100_00385_47382_1387.N1	23-MAR-2011 15:56:01	Tw_i_and_stray	47.000	100	4Gam Crv	2.5800	13100.	94	47382	No
256	GOM_NL__2PRFIN20110323_160140_000000493100_00385_47382_1388.N1	23-MAR-2011 16:01:40	Bright	49.000	121	29Gam Vir	2.7400	7200.0	98	47382	No
257	GOM_NL__2PRFIN20110323_160616_000000433100_00385_47382_1389.N1	23-MAR-2011 16:06:16	Bright	42.500	62	94Bet Leo	2.1360	9700.0	85	47382	No
258	GOM_NL__2PRFIN20110323_160741_000000383100_00385_47382_1390.N1	23-MAR-2011 16:07:41	Bright	38.000	96	68Del Leo	2.5600	9300.0	76	47382	No
259	GOM_NL__2PRFIN20110323_161436_000000383100_00385_47382_1391.N1	23-MAR-2011 16:14:36	Bright	37.500	174	52Psi UMa	3.0040	4400.0	75	47382	No
260	GOM_NL__2PRFIN20110323_161752_000000383100_00385_47382_1392.N1	23-MAR-2011 16:17:52	Bright	38.000	82	48Bet UMa	2.3650	10600.	76	47382	No
261	GOM_NL__2PRFIN20110323_161924_000000393100_00385_47382_1393.N1	23-MAR-2011 16:19:24	Bright	39.000	36	50Alp UMa	1.8000	6300.0	78	47382	No
262	GOM_NL__2PRFIN20110323_162104_000000463100_00385_47382_1394.N1	23-MAR-2011 16:21:04	Bright	46.000	55	79Zet UMa	2.0600	10200.	92	47382	No
263	GOM_NL__2PRFIN20110323_162608_000000433100_00385_47382_1395.N1	23-MAR-2011 16:26:08	Bright	43.000	60	7Bet UMi	2.0810	3950.0	86	47382	No
264	GOM_NL__2PRFIN20110323_162938_000000513100_00385_47382_1396.N1	23-MAR-2011 16:29:38	Bright	51.000	119	14Eta Dra	2.7270	4700.0	102	47382	No
265	GOM_NL__2PRFIN20110323_163455_000000363100_00385_47382_1397.N1	23-MAR-2011 16:34:55	Bright	35.500	89	5Alp Cep	2.4510	8000.0	71	47382	No
266	GOM_NL__2PRFIN20110323_164003_000000403100_00385_47382_1398.N1	23-MAR-2011 16:40:03	Bright	40.000	19	50Alp Cyg	1.2460	10500.	80	47382	No
267	GOM_NL__2PRFIN20110323_164138_000000393100_00385_47382_1399.N1	23-MAR-2011 16:41:38	Bright	38.500	66	37Gam Cyg	2.2080	5900.0	77	47382	No
268	GOM_NL__2PRFIN20110323_164329_000000373100_00385_47382_1400.N1	23-MAR-2011 16:43:29	Bright	37.000	92	53Eps Cyg	2.5000	4500.0	74	47382	No
269	GOM_NL__2PRFIN20110323_165228_000000573100_00385_47382_1401.N1	23-MAR-2011 16:52:28	Tw_i_and_stray	56.500	11	53Alp Aql	0.76500	8000.0	113	47382	No
270	GOM_NL__2PRFIN20110323_170324_000000503100_00385_47382_1402.N1	23-MAR-2011 17:03:24	Dark	49.500	155	41Pi Sgr	2.9000	6600.0	99	47382	No
271	GOM_NL__2PRFIN20110323_170533_000000513100_00385_47382_1403.N1	23-MAR-2011 17:05:33	Dark	50.500	57	34Sig Sgr	2.0660	26000.	101	47382	No
272	GOM_NL__2PRFIN20110323_170722_000000583100_00385_47382_1404.N1	23-MAR-2011 17:07:22	Dark	57.500	137	22Lam Sgr	2.8240	4400.0	115	47382	No
273	GOM_NL__2PRFIN20110323_170907_000000513100_00385_47382_1405.N1	23-MAR-2011 17:09:07	Dark	51.000	38	20Eps Sgr	1.8360	11000.	102	47382	No
274	GOM_NL__2PRFIN20110323_171429_000000473100_00386_47383_1408.N1	23-MAR-2011 17:14:29	Dark	47.000	141	Bet Ara	2.8400	4600.0	94	47383	No
275	GOM_NL__2PRFIN20110323_171753_000000403100_00386_47383_1409.N1	23-MAR-2011 17:17:53	Dark	40.000	134	Bet TrA	2.8100	6600.0	80	47383	No
276	GOM_NL__2PRFIN20110323_172036_000000553100_00386_47383_1410.N1	23-MAR-2011 17:20:36	Dark	55.000	4	Alp1Cen	-0.010000	5800.0	110	47383	No
277	GOM_NL__2PRFIN20110323_172258_000000463100_00386_47383_1411.N1	23-MAR-2011 17:22:58	Dark	46.000	78	Alp Lup	2.3040	28000.	92	47383	No
278	GOM_NL__2PRFIN20110323_172431_000000553100_00386_47383_1412.N1	23-MAR-2011 17:24:31	Straylight	54.500	81	Eta Cen	2.3560	28000.	109	47383	No

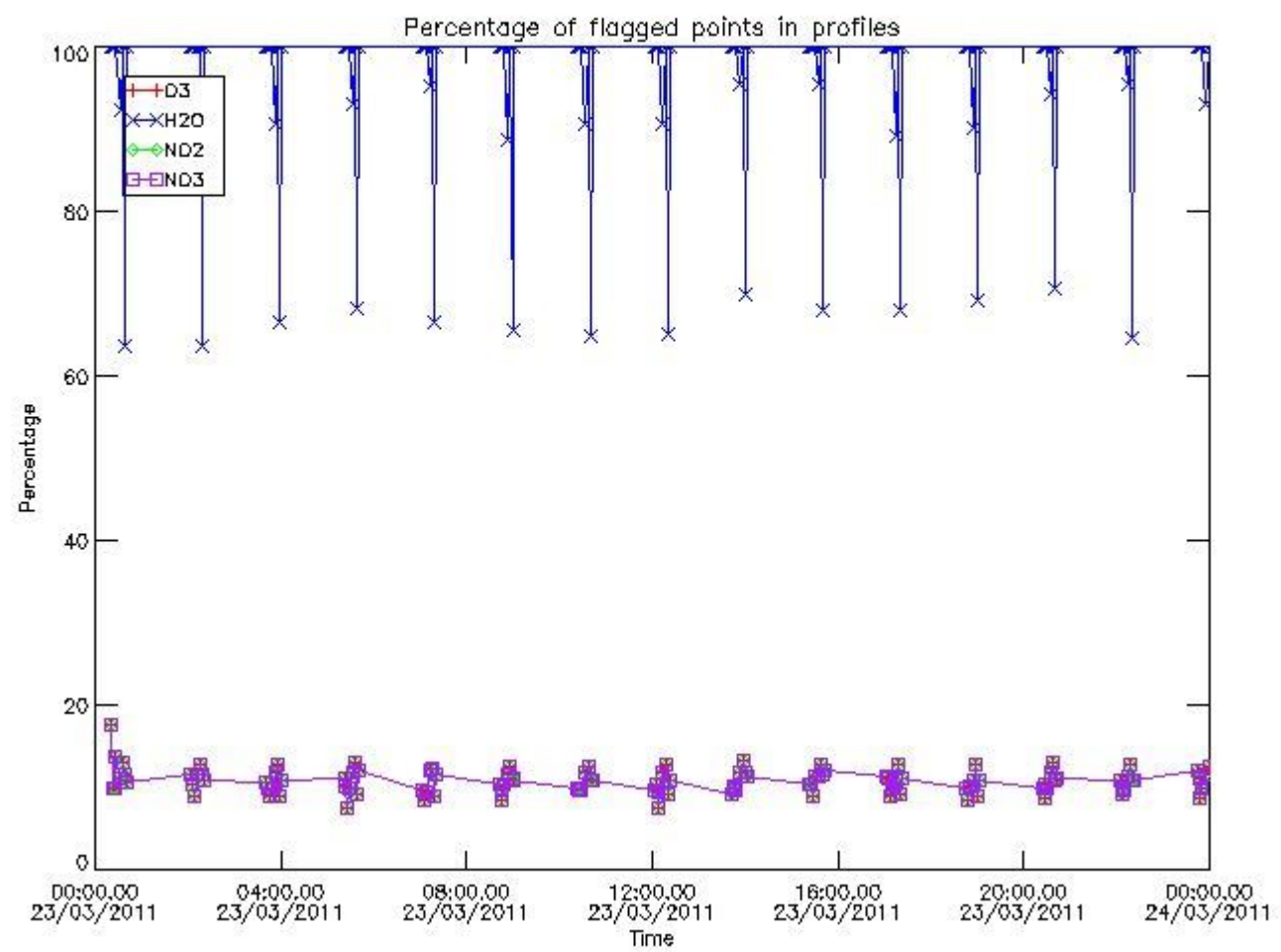
279	GOM_NL__2PRFIN20110323_172630_000000453100_00386_47383_1413.N1	23-MAR-2011 17:26:30	Straylight	44.500	64	Gam Cen	2.2000	10600.	89	47383	No
280	GOM_NL__2PRFIN20110323_172854_000000483100_00386_47383_1414.N1	23-MAR-2011 17:28:54	Straylight	47.500	123	lot Cen	2.7500	10200.	95	47383	No
281	GOM_NL__2PRFIN20110323_173409_000000473100_00386_47383_1415.N1	23-MAR-2011 17:34:09	Straylight	47.000	106	9Bet Crv	2.6480	5600.0	94	47383	No
282	GOM_NL__2PRFIN20110323_173615_000000443100_00386_47383_1416.N1	23-MAR-2011 17:36:15	Tw_i_and_stray	44.000	100	4Gam Crv	2.5800	13100.	88	47383	No
283	GOM_NL__2PRFIN20110323_174153_000000513100_00386_47383_1417.N1	23-MAR-2011 17:41:53	Bright	51.000	121	29Gam Vir	2.7400	7200.0	102	47383	No
284	GOM_NL__2PRFIN20110323_174630_000000433100_00386_47383_1418.N1	23-MAR-2011 17:46:30	Bright	42.500	62	94Bet Leo	2.1360	9700.0	85	47383	No
285	GOM_NL__2PRFIN20110323_174755_000000393100_00386_47383_1419.N1	23-MAR-2011 17:47:55	Bright	38.500	96	68Del Leo	2.5600	9300.0	77	47383	No
286	GOM_NL__2PRFIN20110323_175450_000000383100_00386_47383_1420.N1	23-MAR-2011 17:54:50	Bright	37.500	174	52Psi UMa	3.0040	4400.0	75	47383	No
287	GOM_NL__2PRFIN20110323_175806_000000383100_00386_47383_1421.N1	23-MAR-2011 17:58:06	Bright	37.500	82	48Bet UMa	2.3650	10600.	75	47383	No
288	GOM_NL__2PRFIN20110323_175937_000000403100_00386_47383_1422.N1	23-MAR-2011 17:59:37	Bright	40.000	36	50Alp UMa	1.8000	6300.0	80	47383	No
289	GOM_NL__2PRFIN20110323_180118_000000443100_00386_47383_1423.N1	23-MAR-2011 18:01:18	Bright	44.000	55	79Zet UMa	2.0600	10200.	88	47383	No
290	GOM_NL__2PRFIN20110323_180622_000000433100_00386_47383_1424.N1	23-MAR-2011 18:06:22	Bright	43.000	60	7Bet UMi	2.0810	3950.0	86	47383	No
291	GOM_NL__2PRFIN20110323_180952_000000513100_00386_47383_1425.N1	23-MAR-2011 18:09:52	Bright	51.000	119	14Eta Dra	2.7270	4700.0	102	47383	No
292	GOM_NL__2PRFIN20110323_181509_000000353100_00386_47383_1426.N1	23-MAR-2011 18:15:09	Bright	35.000	89	5Alp Cep	2.4510	8000.0	70	47383	No
293	GOM_NL__2PRFIN20110323_182017_000000363100_00386_47383_1427.N1	23-MAR-2011 18:20:17	Bright	36.000	19	50Alp Cyg	1.2460	10500.	72	47383	No
294	GOM_NL__2PRFIN20110323_182153_000000403100_00386_47383_1428.N1	23-MAR-2011 18:21:53	Bright	40.000	66	37Gam Cyg	2.2080	5900.0	80	47383	No
295	GOM_NL__2PRFIN20110323_182343_000000413100_00386_47383_1429.N1	23-MAR-2011 18:23:43	Bright	40.500	92	53Eps Cyg	2.5000	4500.0	81	47383	No
296	GOM_NL__2PRFIN20110323_183243_000000573100_00386_47383_1430.N1	23-MAR-2011 18:32:43	Tw_i_and_stray	57.000	11	53Alp Aql	0.76500	8000.0	114	47383	No
297	GOM_NL__2PRFIN20110323_184340_000000523100_00386_47383_1431.N1	23-MAR-2011 18:43:40	Dark	52.000	155	41Pi Sgr	2.9000	6600.0	104	47383	No
298	GOM_NL__2PRFIN20110323_184548_000000523100_00386_47383_1432.N1	23-MAR-2011 18:45:48	Dark	52.000	57	34Sig Sgr	2.0660	26000.	104	47383	No
299	GOM_NL__2PRFIN20110323_184737_000000673100_00386_47383_1433.N1	23-MAR-2011 18:47:37	Dark	67.000	137	22Lam Sgr	2.8240	4400.0	134	47383	No
300	GOM_NL__2PRFIN20110323_184922_000000613100_00386_47383_1434.N1	23-MAR-2011 18:49:22	Dark	61.000	38	20Eps Sgr	1.8360	11000.	122	47383	No
301	GOM_NL__2PRFIN20110323_185444_000000473100_00387_47384_1432.N1	23-MAR-2011 18:54:44	Dark	46.500	141	Bet Ara	2.8400	4600.0	93	47384	No
302	GOM_NL__2PRFIN20110323_185808_000000403100_00387_47384_1433.N1	23-MAR-2011 18:58:08	Dark	40.000	134	Bet TrA	2.8100	6600.0	80	47384	No
303	GOM_NL__2PRFIN20110323_190050_000000573100_00387_47384_1434.N1	23-MAR-2011 19:00:50	Dark	57.000	4	Alp1Cen	-0.010000	5800.0	114	47384	No
304	GOM_NL__2PRFIN20110323_190313_000000473100_00387_47384_1435.N1	23-MAR-2011 19:03:13	Dark	46.500	78	Alp Lup	2.3040	28000.	93	47384	No
305	GOM_NL__2PRFIN20110323_190446_000000553100_00387_47384_1436.N1	23-MAR-2011 19:04:46	Straylight	54.500	81	Eta Cen	2.3560	28000.	109	47384	No
306	GOM_NL__2PRFIN20110323_190645_000000463100_00387_47384_1437.N1	23-MAR-2011 19:06:45	Straylight	46.000	64	Gam Cen	2.2000	10600.	92	47384	No
307	GOM_NL__2PRFIN20110323_190909_000000483100_00387_47384_1438.N1	23-MAR-2011 19:09:09	Straylight	47.500	123	lot Cen	2.7500	10200.	95	47384	No
308	GOM_NL__2PRFIN20110323_191423_000000493100_00387_47384_1439.N1	23-MAR-2011 19:14:23	Straylight	48.500	106	9Bet Crv	2.6480	5600.0	97	47384	No
309	GOM_NL__2PRFIN20110323_191629_000000463100_00387_47384_1440.N1	23-MAR-2011 19:16:29	Tw_i_and_stray	46.000	100	4Gam Crv	2.5800	13100.	92	47384	No
310	GOM_NL__2PRFIN20110323_192207_000000513100_00387_47384_1441.N1	23-MAR-2011 19:22:07	Bright	51.000	121	29Gam Vir	2.7400	7200.0	102	47384	No
311	GOM_NL__2PRFIN20110323_192644_000000433100_00387_47384_1442.N1	23-MAR-2011 19:26:44	Bright	42.500	62	94Bet Leo	2.1360	9700.0	85	47384	No
312	GOM_NL__2PRFIN20110323_192809_000000393100_00387_47384_1443.N1	23-MAR-2011 19:28:09	Bright	38.500	96	68Del Leo	2.5600	9300.0	77	47384	No
313	GOM_NL__2PRFIN20110323_193504_000000393100_00387_47384_1444.N1	23-MAR-2011 19:35:04	Bright	38.500	174	52Psi UMa	3.0040	4400.0	77	47384	No
314	GOM_NL__2PRFIN20110323_193820_000000383100_00387_47384_1445.N1	23-MAR-2011 19:38:20	Bright	38.000	82	48Bet UMa	2.3650	10600.	76	47384	No
315	GOM_NL__2PRFIN20110323_193951_000000543100_00387_47384_1446.N1	23-MAR-2011 19:39:51	Bright	54.000	36	50Alp UMa	1.8000	6300.0	108	47384	No
316	GOM_NL__2PRFIN20110323_194131_000000463100_00387_47384_1447.N1	23-MAR-2011 19:41:31	Bright	45.500	55	79Zet UMa	2.0600	10200.	91	47384	No
317	GOM_NL__2PRFIN20110323_194635_000000403100_00387_47384_1448.N1	23-MAR-2011 19:46:35	Bright	40.000	60	7Bet UMi	2.0810	3950.0	80	47384	No
318	GOM_NL__2PRFIN20110323_195005_000000503100_00387_47384_1449.N1	23-MAR-2011 19:50:05	Bright	49.500	119	14Eta Dra	2.7270	4700.0	99	47384	No
319	GOM_NL__2PRFIN20110323_195523_000000383100_00387_47384_1450.N1	23-MAR-2011 19:55:23	Bright	37.500	89	5Alp Cep	2.4510	8000.0	75	47384	No
320	GOM_NL__2PRFIN20110323_200031_000000403100_00387_47384_1451.N1	23-MAR-2011 20:00:31	Bright	40.000	19	50Alp Cyg	1.2460	10500.	80	47384	No
321	GOM_NL__2PRFIN20110323_200207_000000433100_00387_47384_1452.N1	23-MAR-2011 20:02:07	Bright	42.500	66	37Gam Cyg	2.2080	5900.0	85	47384	No
322	GOM_NL__2PRFIN20110323_200358_000000383100_00387_47384_1453.N1	23-MAR-2011 20:03:58	Bright	37.500	92	53Eps Cyg	2.5000	4500.0	75	47384	No
323	GOM_NL__2PRFIN20110323_201258_000000593100_00387_47384_1454.N1	23-MAR-2011 20:12:58	Tw_i_and_stray	58.500	11	53Alp Aql	0.76500	8000.0	117	47384	No
324	GOM_NL__2PRFIN20110323_202355_000000523100_00387_47384_1455.N1	23-MAR-2011 20:23:55	Dark	51.500	155	41Pi Sgr	2.9000	6600.0	103	47384	No
325	GOM_NL__2PRFIN20110323_202603_000000493100_00387_47384_1456.N1	23-MAR-2011 20:26:03	Dark	49.000	57	34Sig Sgr	2.0660	26000.	98	47384	No
326	GOM_NL__2PRFIN20110323_202753_000000593100_00387_47384_1457.N1	23-MAR-2011 20:27:53	Dark	59.000	137	22Lam Sgr	2.8240	4400.0	118	47384	No
327	GOM_NL__2PRFIN20110323_202937_000000513100_00387_47384_1458.N1	23-MAR-2011 20:29:37	Dark	51.000	38	20Eps Sgr	1.8360	11000.	102	47384	No
328	GOM_NL__2PRFIN20110323_203458_000000433100_00388_47385_1468.N1	23-MAR-2011 20:34:58	Dark	43.000	141	Bet Ara	2.8400	4600.0	86	47385	No
329	GOM_NL__2PRFIN20110323_203822_000000403100_00388_47385_1469.N1	23-MAR-2011 20:38:22	Dark	39.500	134	Bet TrA	2.8100	6600.0	79	47385	No
330	GOM_NL__2PRFIN20110323_204105_000000573100_00388_47385_1470.N1	23-MAR-2011 20:41:05	Dark	56.500	4	Alp1Cen	-0.010000	5800.0	113	47385	No
331	GOM_NL__2PRFIN20110323_204328_000000463100_00388_47385_1471.N1	23-MAR-2011 20:43:28	Dark	46.000	78	Alp Lup	2.3040	28000.	92	47385	No
332	GOM_NL__2PRFIN20110323_204500_000000493100_00388_47385_1472.N1	23-MAR-2011 20:45:00	Straylight	48.500	81	Eta Cen	2.3560	28000.	97	47385	No
333	GOM_NL__2PRFIN20110323_204659_000000473100_00388_47385_1473.N1	23-MAR-2011 20:46:59	Straylight	47.000	64	Gam Cen	2.2000	10600.	94	47385	No
334	GOM_NL__2PRFIN20110323_204923_000000483100_00388_47385_1474.N1	23-MAR-2011 20:49:23	Straylight	47.500	123	lot Cen	2.7500	10200.	95	47385	No
335	GOM_NL__2PRFIN20110323_205437_000000503100_00388_47385_1475.N1	23-MAR-2011 20:54:37	Straylight	49.500	106	9Bet Crv	2.6480	5600.0	99	47385	No
336	GOM_NL__2PRFIN20110323_205643_000000483100_00388_47385_1476.N1	23-MAR-2011 20:56:43	Tw_i_and_stray	47.500	100	4Gam Crv	2.5800	13100.	95	47385	No
337	GOM_NL__2PRFIN20110323_210221_000000523100_00388_47385_1477.N1	23-MAR-2011 21:02:21	Bright	51.500	121	29Gam Vir	2.7400	7200.0	103	47385	No

338	GOM_NL__2PRFIN20110323_210658_000000433100_00388_47385_1478.N1	23-MAR-2011 21:06:58	Bright	42.500	62	94Bet Leo	2.1360	9700.0	85	47385	No
339	GOM_NL__2PRFIN20110323_210823_000000383100_00388_47385_1479.N1	23-MAR-2011 21:08:23	Bright	38.000	96	68Del Leo	2.5600	9300.0	76	47385	No
340	GOM_NL__2PRFIN20110323_211518_000000373100_00388_47385_1480.N1	23-MAR-2011 21:15:18	Bright	36.500	174	52Psi UMa	3.0040	4400.0	73	47385	No
341	GOM_NL__2PRFIN20110323_211834_000000383100_00388_47385_1481.N1	23-MAR-2011 21:18:34	Bright	37.500	82	48Bet UMa	2.3650	10600.	75	47385	No
342	GOM_NL__2PRFIN20110323_212005_000000383100_00388_47385_1482.N1	23-MAR-2011 21:20:05	Bright	38.000	36	50Alp UMa	1.8000	6300.0	76	47385	No
343	GOM_NL__2PRFIN20110323_212144_000000463100_00388_47385_1483.N1	23-MAR-2011 21:21:44	Bright	45.500	55	79Zet UMa	2.0600	10200.	91	47385	No
344	GOM_NL__2PRFIN20110323_212649_000000393100_00388_47385_1484.N1	23-MAR-2011 21:26:49	Bright	38.500	60	7Bet UMi	2.0810	3950.0	77	47385	No
345	GOM_NL__2PRFIN20110323_213018_000000493100_00388_47385_1485.N1	23-MAR-2011 21:30:18	Bright	49.000	119	14Eta Dra	2.7270	4700.0	98	47385	No
346	GOM_NL__2PRFIN20110323_213538_000000363100_00388_47385_1486.N1	23-MAR-2011 21:35:38	Bright	35.500	89	5Alp Cep	2.4510	8000.0	71	47385	No
347	GOM_NL__2PRFIN20110323_214045_000000403100_00388_47385_1487.N1	23-MAR-2011 21:40:45	Bright	40.000	19	50Alp Cyg	1.2460	10500.	80	47385	No
348	GOM_NL__2PRFIN20110323_214221_000000413100_00388_47385_1488.N1	23-MAR-2011 21:42:21	Bright	41.000	66	37Gam Cyg	2.2080	5900.0	82	47385	No
349	GOM_NL__2PRFIN20110323_214412_000000373100_00388_47385_1489.N1	23-MAR-2011 21:44:12	Bright	36.500	92	53Eps Cyg	2.5000	4500.0	73	47385	No
350	GOM_NL__2PRFIN20110323_215312_000000573100_00388_47385_1490.N1	23-MAR-2011 21:53:12	Twilight	57.000	11	53Alp Aql	0.76500	8000.0	114	47385	No
351	GOM_NL__2PRFIN20110323_220410_000000523100_00388_47385_1491.N1	23-MAR-2011 22:04:10	Dark	51.500	155	41Pi Sgr	2.9000	6600.0	103	47385	No
352	GOM_NL__2PRFIN20110323_220618_000000523100_00388_47385_1492.N1	23-MAR-2011 22:06:18	Dark	52.000	57	34Sig Sgr	2.0660	26000.	104	47385	No
353	GOM_NL__2PRFIN20110323_220808_000000613100_00388_47385_1493.N1	23-MAR-2011 22:08:08	Dark	60.500	137	22Lam Sgr	2.8240	4400.0	121	47385	No
354	GOM_NL__2PRFIN20110323_220952_000000533100_00388_47385_1494.N1	23-MAR-2011 22:09:52	Dark	53.000	38	20Eps Sgr	1.8360	11000.	106	47385	No
355	GOM_NL__2PRFIN20110323_221513_000000453100_00389_47386_1484.N1	23-MAR-2011 22:15:13	Dark	45.000	141	Bet Ara	2.8400	4600.0	90	47386	No
356	GOM_NL__2PRFIN20110323_221837_000000403100_00389_47386_1485.N1	23-MAR-2011 22:18:37	Dark	40.000	134	Bet TrA	2.8100	6600.0	80	47386	No
357	GOM_NL__2PRFIN20110323_222119_000000473100_00389_47386_1486.N1	23-MAR-2011 22:21:19	Dark	47.000	4	Alp1Cen	-0.010000	5800.0	94	47386	No
358	GOM_NL__2PRFIN20110323_222342_000000473100_00389_47386_1487.N1	23-MAR-2011 22:23:42	Dark	46.500	78	Alp Lup	2.3040	28000.	93	47386	No
359	GOM_NL__2PRFIN20110323_222515_000000503100_00389_47386_1488.N1	23-MAR-2011 22:25:15	Straylight	50.000	81	Eta Cen	2.3560	28000.	100	47386	No
360	GOM_NL__2PRFIN20110323_222713_000000413100_00389_47386_1489.N1	23-MAR-2011 22:27:13	Straylight	41.000	64	Gam Cen	2.2000	10600.	82	47386	No
361	GOM_NL__2PRFIN20110323_222938_000000483100_00389_47386_1490.N1	23-MAR-2011 22:29:38	Straylight	47.500	123	Iot Cen	2.7500	10200.	95	47386	No
362	GOM_NL__2PRFIN20110323_223452_000000503100_00389_47386_1491.N1	23-MAR-2011 22:34:52	Straylight	50.000	106	9Bet Crv	2.6480	5600.0	100	47386	No
363	GOM_NL__2PRFIN20110323_223658_000000453100_00389_47386_1492.N1	23-MAR-2011 22:36:58	Twilight	44.500	100	4Gam Crv	2.5800	13100.	89	47386	No
364	GOM_NL__2PRFIN20110323_224235_000000513100_00389_47386_1493.N1	23-MAR-2011 22:42:35	Bright	50.500	121	29Gam Vir	2.7400	7200.0	101	47386	No
365	GOM_NL__2PRFIN20110323_224712_000000423100_00389_47386_1494.N1	23-MAR-2011 22:47:12	Bright	42.000	62	94Bet Leo	2.1360	9700.0	84	47386	No
366	GOM_NL__2PRFIN20110323_224836_000000393100_00389_47386_1495.N1	23-MAR-2011 22:48:36	Bright	39.000	96	68Del Leo	2.5600	9300.0	78	47386	No
367	GOM_NL__2PRFIN20110323_225531_000000383100_00389_47386_1496.N1	23-MAR-2011 22:55:31	Bright	38.000	174	52Psi UMa	3.0040	4400.0	76	47386	No
368	GOM_NL__2PRFIN20110323_225848_000000543100_00389_47386_1497.N1	23-MAR-2011 22:58:48	Bright	54.000	82	48Bet UMa	2.3650	10600.	108	47386	No
369	GOM_NL__2PRFIN20110323_230019_000000383100_00389_47386_1498.N1	23-MAR-2011 23:00:19	Bright	38.000	36	50Alp UMa	1.8000	6300.0	76	47386	No
370	GOM_NL__2PRFIN20110323_230157_000000473100_00389_47386_1499.N1	23-MAR-2011 23:01:57	Bright	46.500	55	79Zet UMa	2.0600	10200.	93	47386	No
371	GOM_NL__2PRFIN20110323_230702_000000393100_00389_47386_1500.N1	23-MAR-2011 23:07:02	Bright	38.500	60	7Bet UMi	2.0810	3950.0	77	47386	No
372	GOM_NL__2PRFIN20110323_231032_000000503100_00389_47386_1501.N1	23-MAR-2011 23:10:32	Bright	49.500	119	14Eta Dra	2.7270	4700.0	99	47386	No
373	GOM_NL__2PRFIN20110323_231551_000000533100_00389_47386_1502.N1	23-MAR-2011 23:15:51	Bright	53.000	89	5Alp Cep	2.4510	8000.0	106	47386	No
374	GOM_NL__2PRFIN20110323_232059_000000403100_00389_47386_1503.N1	23-MAR-2011 23:20:59	Bright	40.000	19	50Alp Cyg	1.2460	10500.	80	47386	No
375	GOM_NL__2PRFIN20110323_232235_000000433100_00389_47386_1504.N1	23-MAR-2011 23:22:35	Bright	42.500	66	37Gam Cyg	2.2080	5900.0	85	47386	No
376	GOM_NL__2PRFIN20110323_232426_000000433100_00389_47386_1505.N1	23-MAR-2011 23:24:26	Bright	43.000	92	53Eps Cyg	2.5000	4500.0	86	47386	No
377	GOM_NL__2PRFIN20110323_233327_000000583100_00389_47386_1506.N1	23-MAR-2011 23:33:27	Twilight	58.000	11	53Alp Aql	0.76500	8000.0	116	47386	No
378	GOM_NL__2PRFIN20110323_234425_000000513100_00389_47386_1507.N1	23-MAR-2011 23:44:25	Dark	50.500	155	41Pi Sgr	2.9000	6600.0	101	47386	No
379	GOM_NL__2PRFIN20110323_234633_000000513100_00389_47386_1508.N1	23-MAR-2011 23:46:33	Dark	51.000	57	34Sig Sgr	2.0660	26000.	102	47386	No
380	GOM_NL__2PRFIN20110323_234823_000000603100_00389_47386_1509.N1	23-MAR-2011 23:48:23	Dark	59.500	137	22Lam Sgr	2.8240	4400.0	119	47386	No
381	GOM_NL__2PRFIN20110323_235007_000000523100_00389_47386_1510.N1	23-MAR-2011 23:50:07	Dark	52.000	38	20Eps Sgr	1.8360	11000.	104	47386	No
382	GOM_NL__2PRFIN20110323_235527_000000443100_00390_47387_1495.N1	23-MAR-2011 23:55:27	Dark	44.000	141	Bet Ara	2.8400	4600.0	88	47387	No
383	GOM_NL__2PRFIN20110323_235851_000000413100_00390_47387_1496.N1	23-MAR-2011 23:58:51	Dark	40.500	134	Bet TrA	2.8100	6600.0	81	47387	No

3. Quality information per product

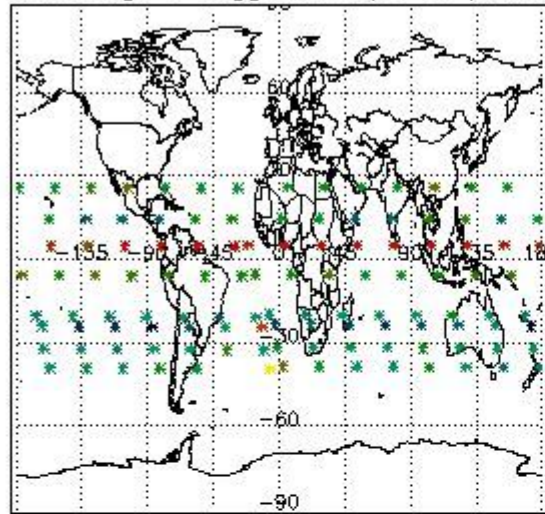
In this section it is plotted some information contained in the Quality Summary data set of the level 2 products. Only products in dark limb conditions and without errors (error flag in the MPH set to "0") are used.

3.1 Plot quality information per product (time dependant)


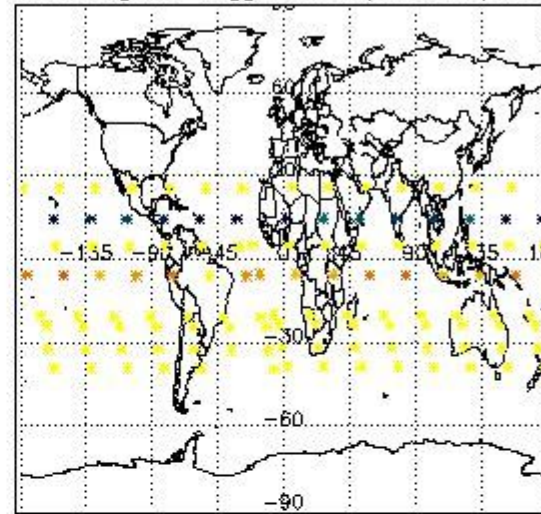


3.2 Plot quality information per product (world map)


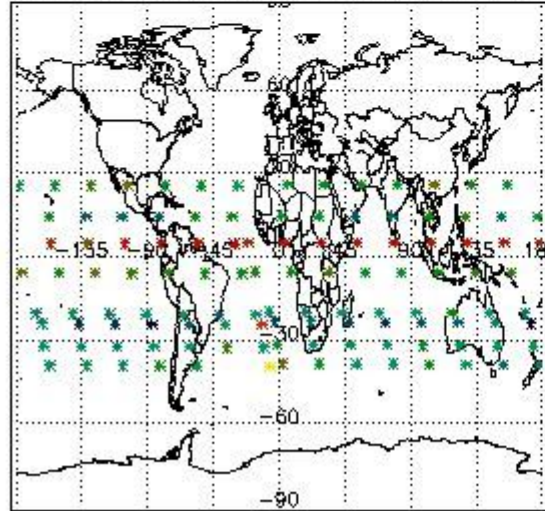
Percentage of flagged data per O3 profile



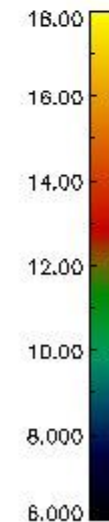
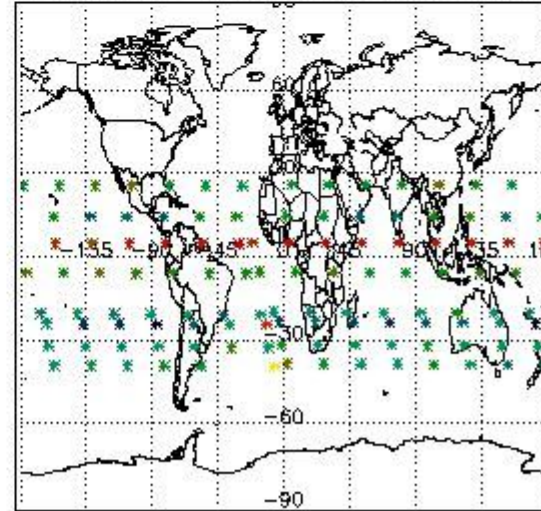
Percentage of flagged data per H2O profile



Percentage of flagged data per NO2 profile



Percentage of flagged data per NO3 profile

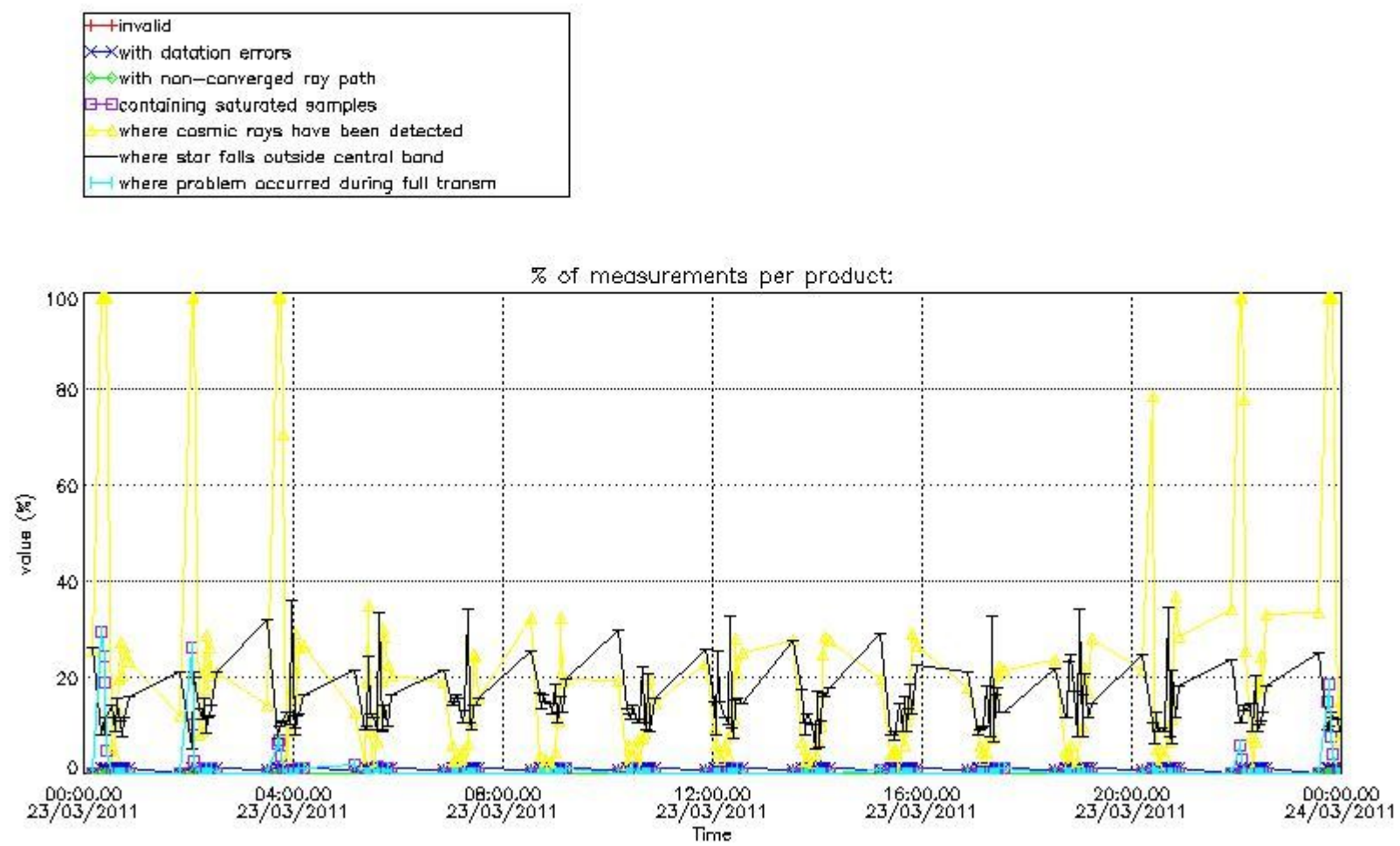


4. Level 1 quality information per product

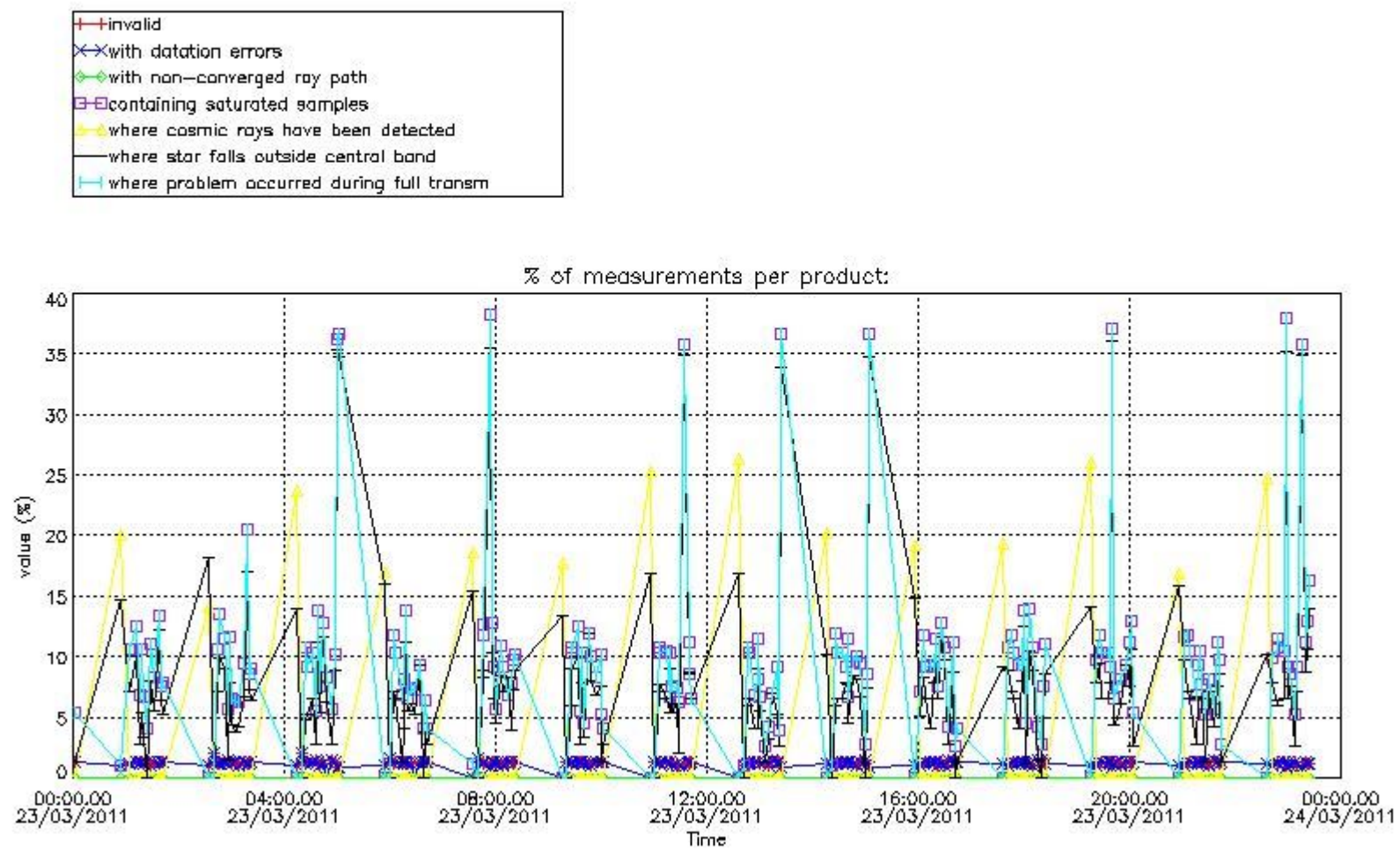
In this section it is plotted some information contained in the Quality Summary data set of the level 2 products that comes from the level 1b processing. Products without errors (error flag in the MPH set to "0") are used.

4.1 Plot quality information per product (time dependant) coming from level 1b processing

4.1.1 Plot level 1 quality information per product (time dependant): ENVISAT ASCENDING passes

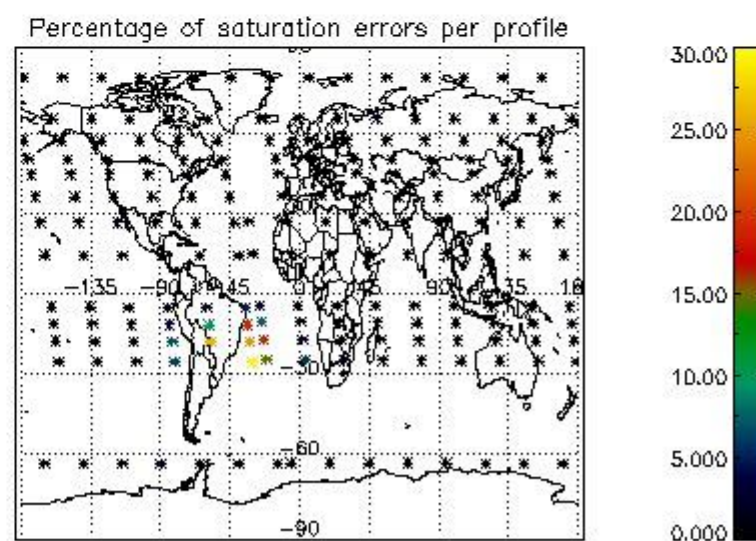
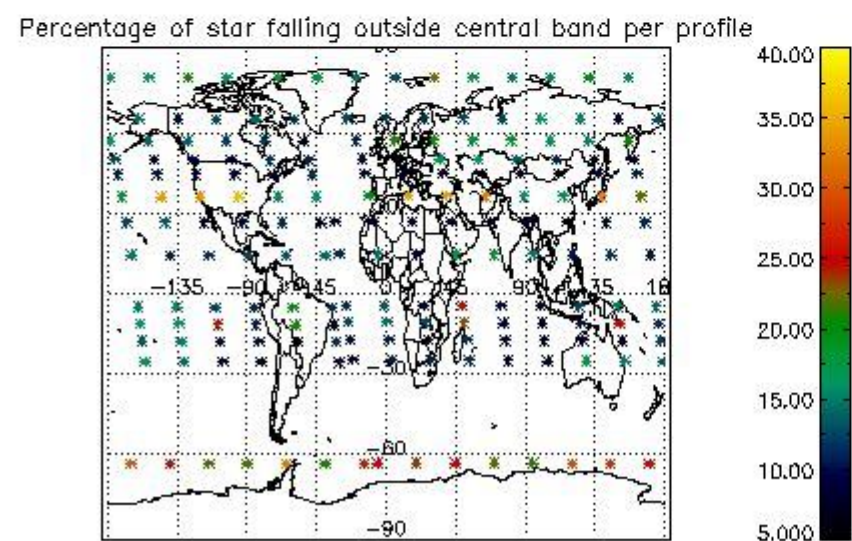
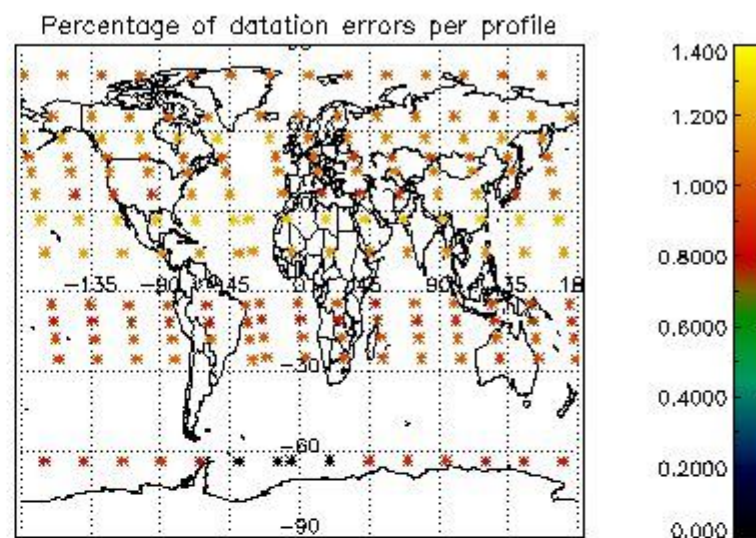
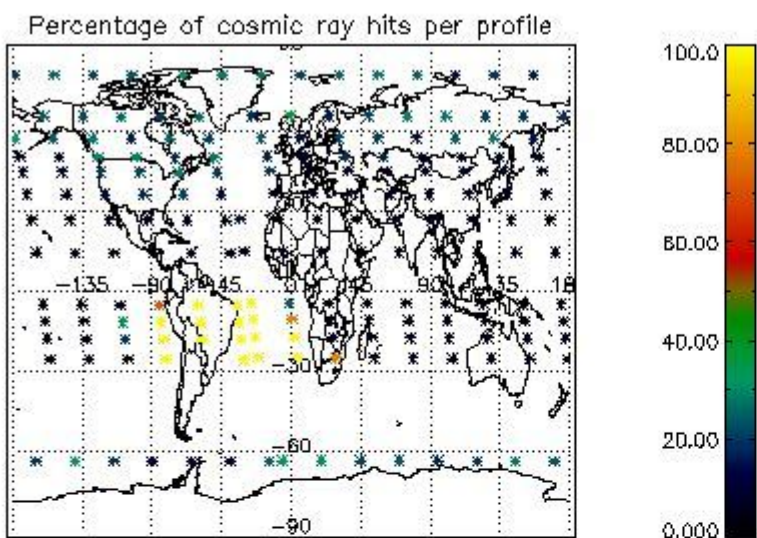


4.1.2 Plot level 1 quality information per product (time dependant): ENVI SAT DESCENDING passes

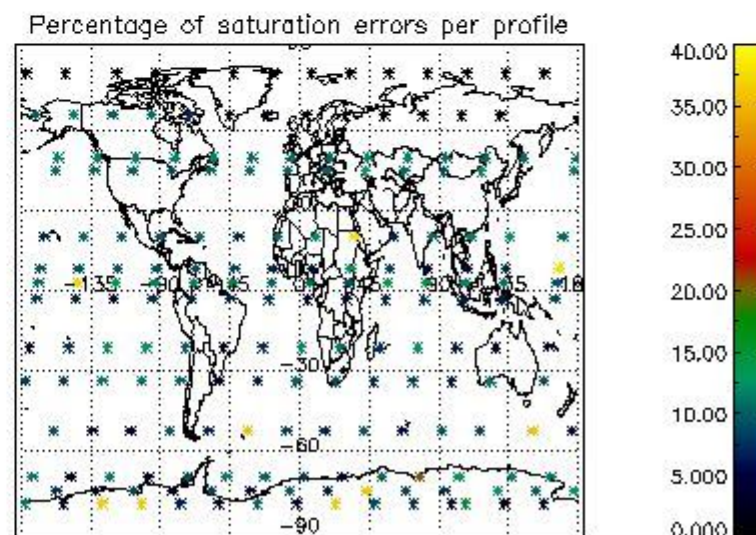
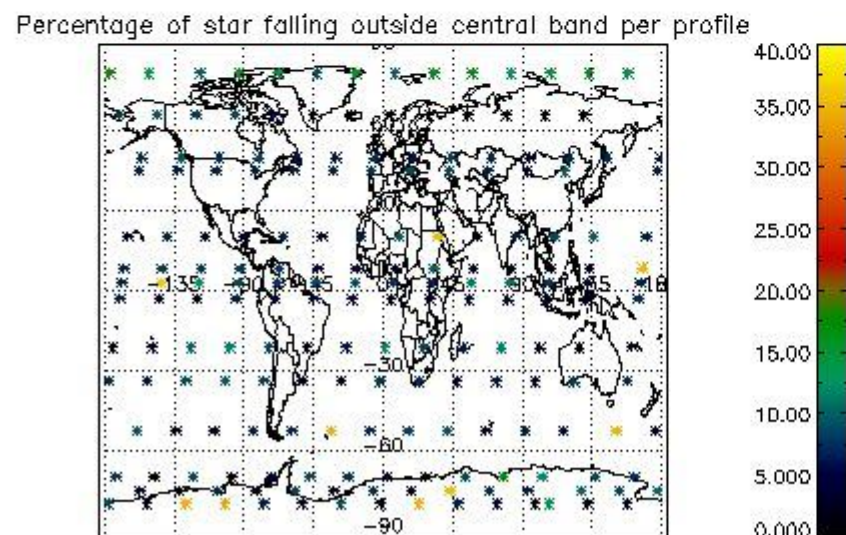
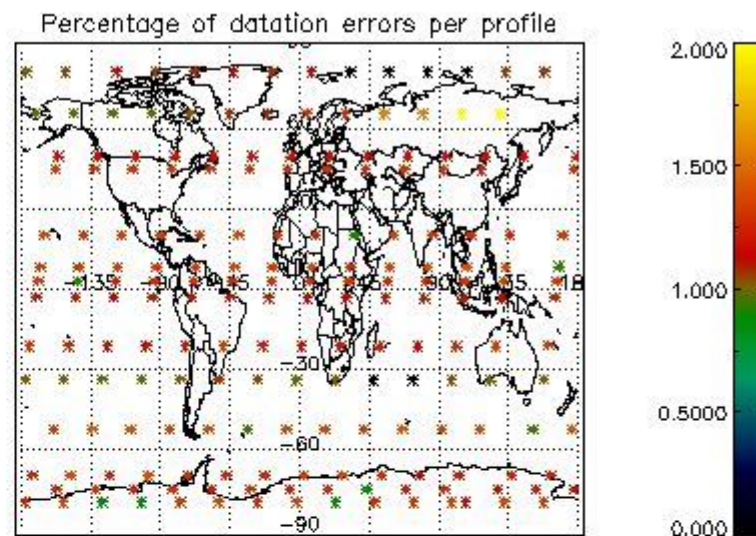
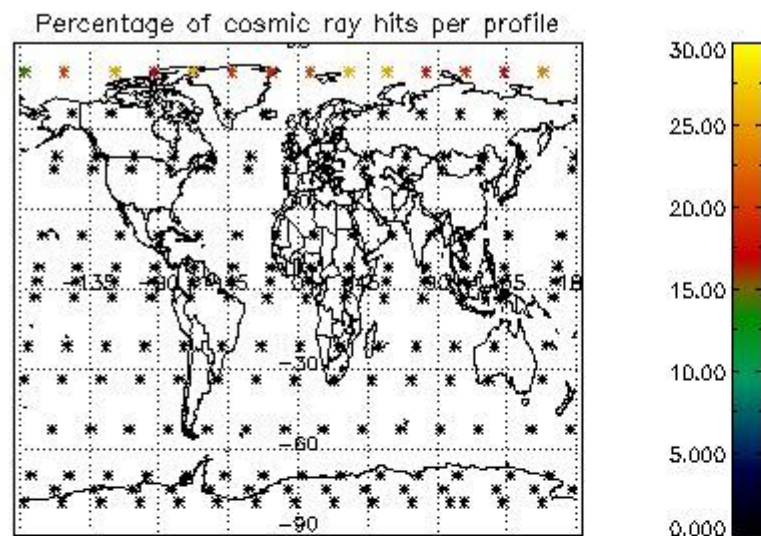


4.2 Plot quality information per product coming from level 1b processing (world map)

4.2.1 Plot level 1 quality information per product (world map): ENVISAT ASCENDING passes



4.2.2 Plot level 1 quality information per product (world map): ENVISAT DESCENDING passes



5. Trace gas profiles

5.1 Ozone statistics based on quality of products

The final quality of the products can be "measured" using the STD (Standard Deviation) attached to every point profile. This information is written to the parameter GOM_NL__2P/NL_LOCAL_SPECIES_DENSITY/o3_std of the level 2 products. The table below shows the statistics for given STD ranges.

The statistics are given with respect to the overall valid production:

- Products without fatal errors: GOM_NL__2P/MPH/PRODUCT_ERR=0
- Valid point profile: GOM_NL__2P/NL_LOCAL_SPECIES_DENSITY/pcd(0)=0

The 'Criteria' is applied to valid points of dark limb products:

- Products in dark limb illumination condition: GOM_NL__2P/NL_SUMMARY_QUALITY/obs_ill_cond=0
- Products without fatal errors: GOM_NL__2P/MPH/PRODUCT_ERR=0
- Valid point profile: GOM_NL__2P/NL_LOCAL_SPECIES_DENSITY/pcd(0)=0

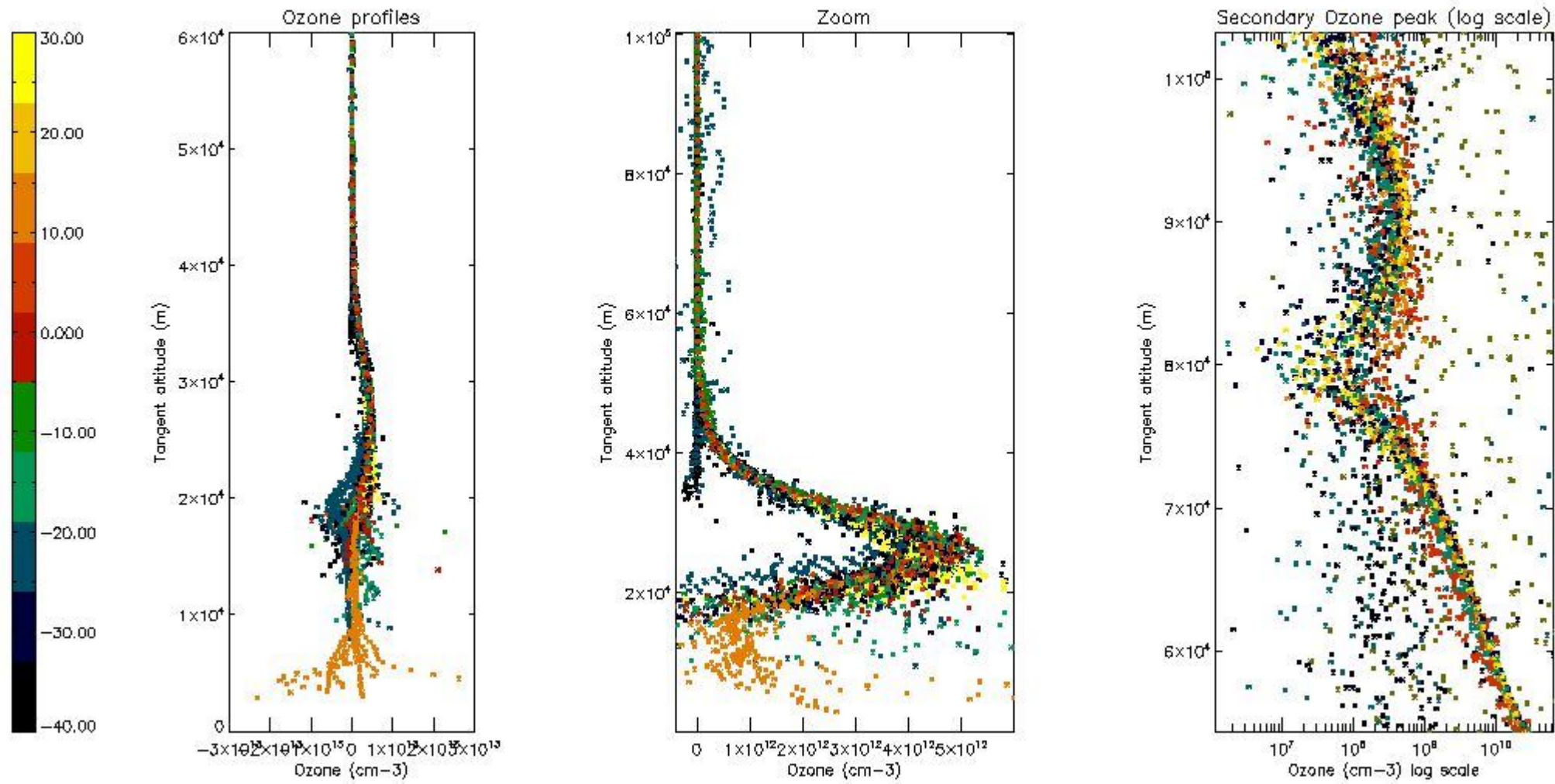
So, the table below shows the percentage of dark limb and valid observations for each criteria with respect to the overall valid daily observations.

Criteria	% of total production
All STD	34
STD < 20	14

STD < 10	10
STD < 5	6

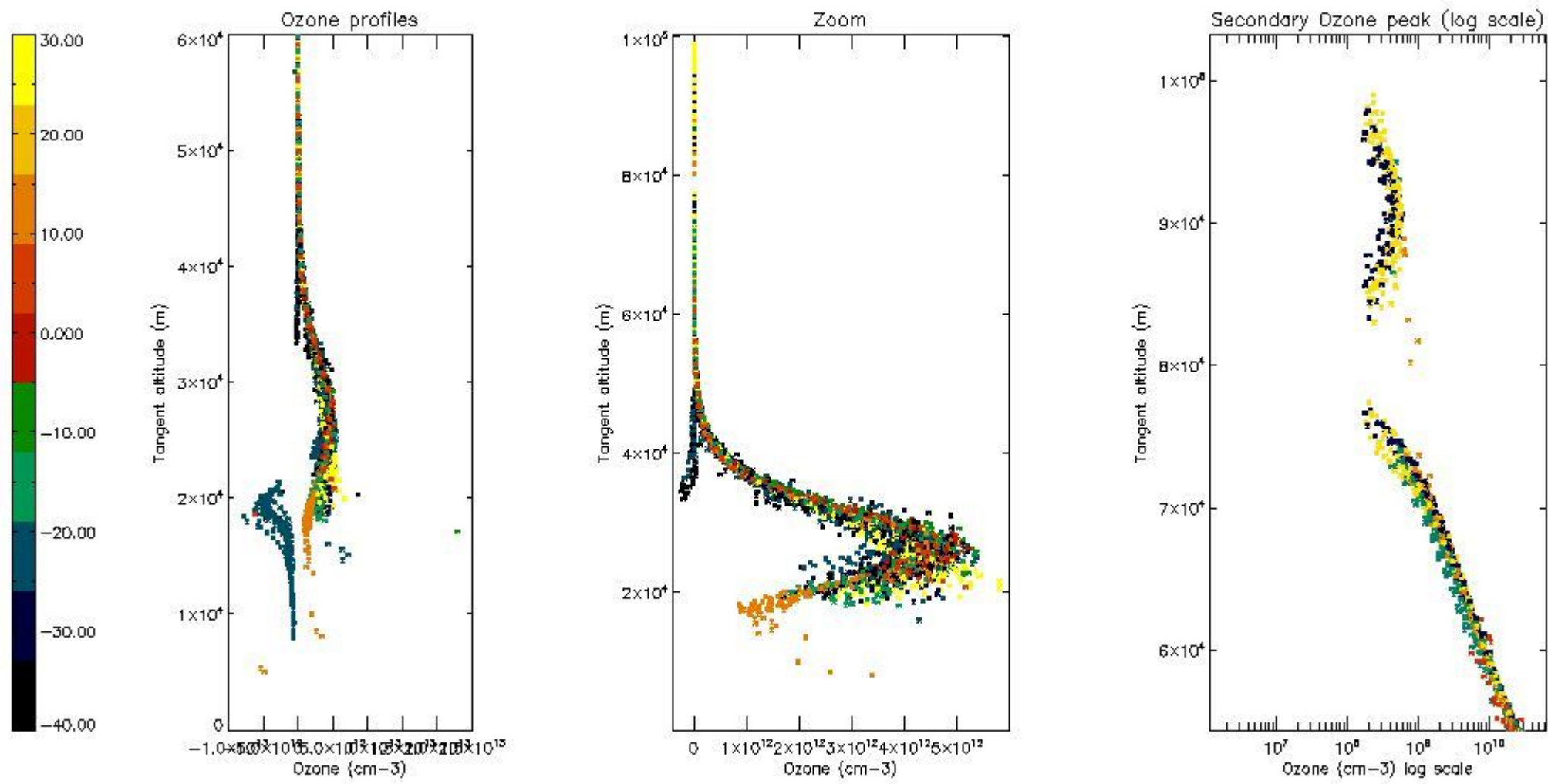
5.2 Plot ozone profiles for all STD (dark without errors)

The colorbar represents the latitude.



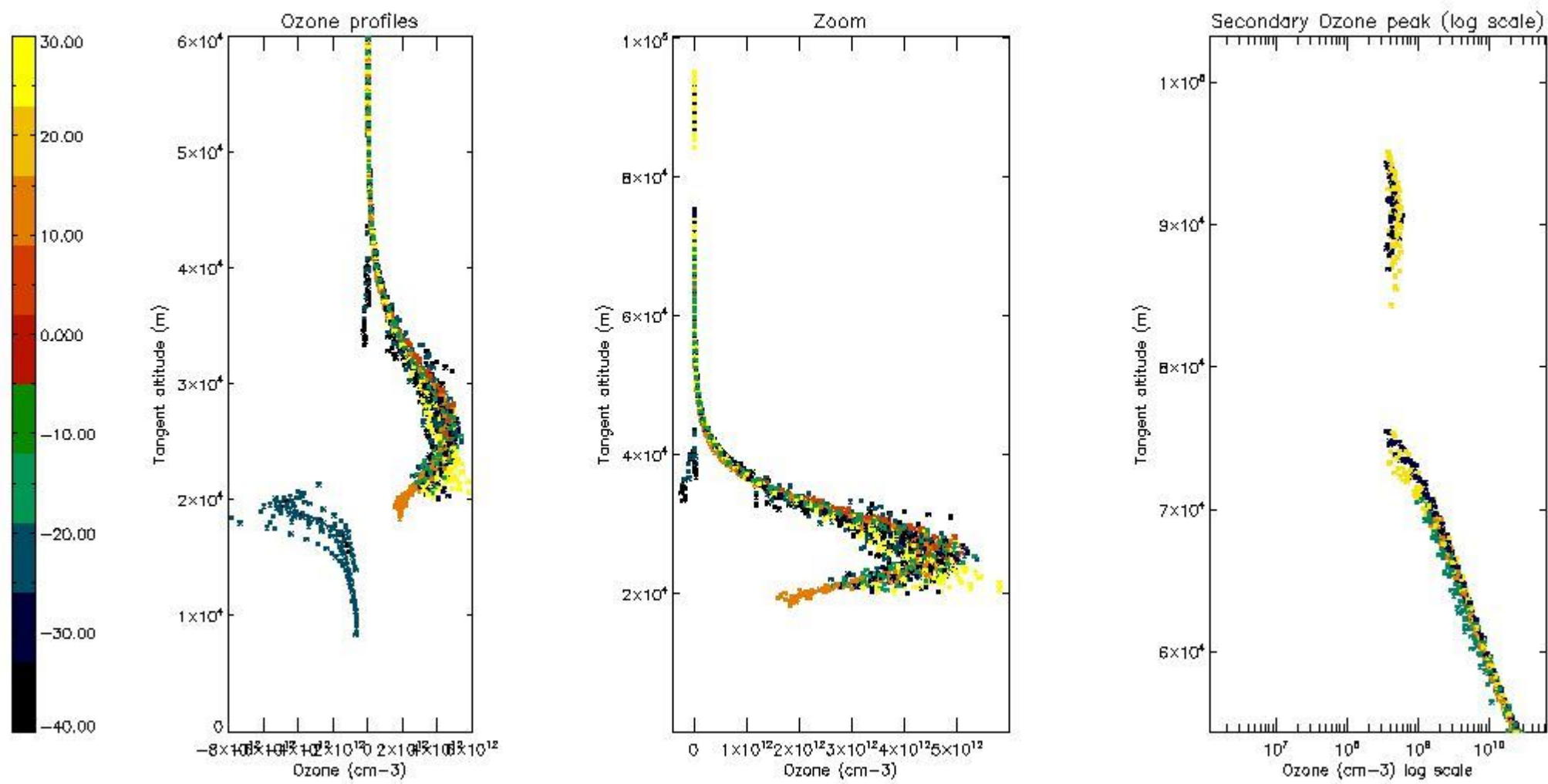
5.3 Plot ozone profiles where STD < 20% (dark without errors)

The colorbar represents the latitude.



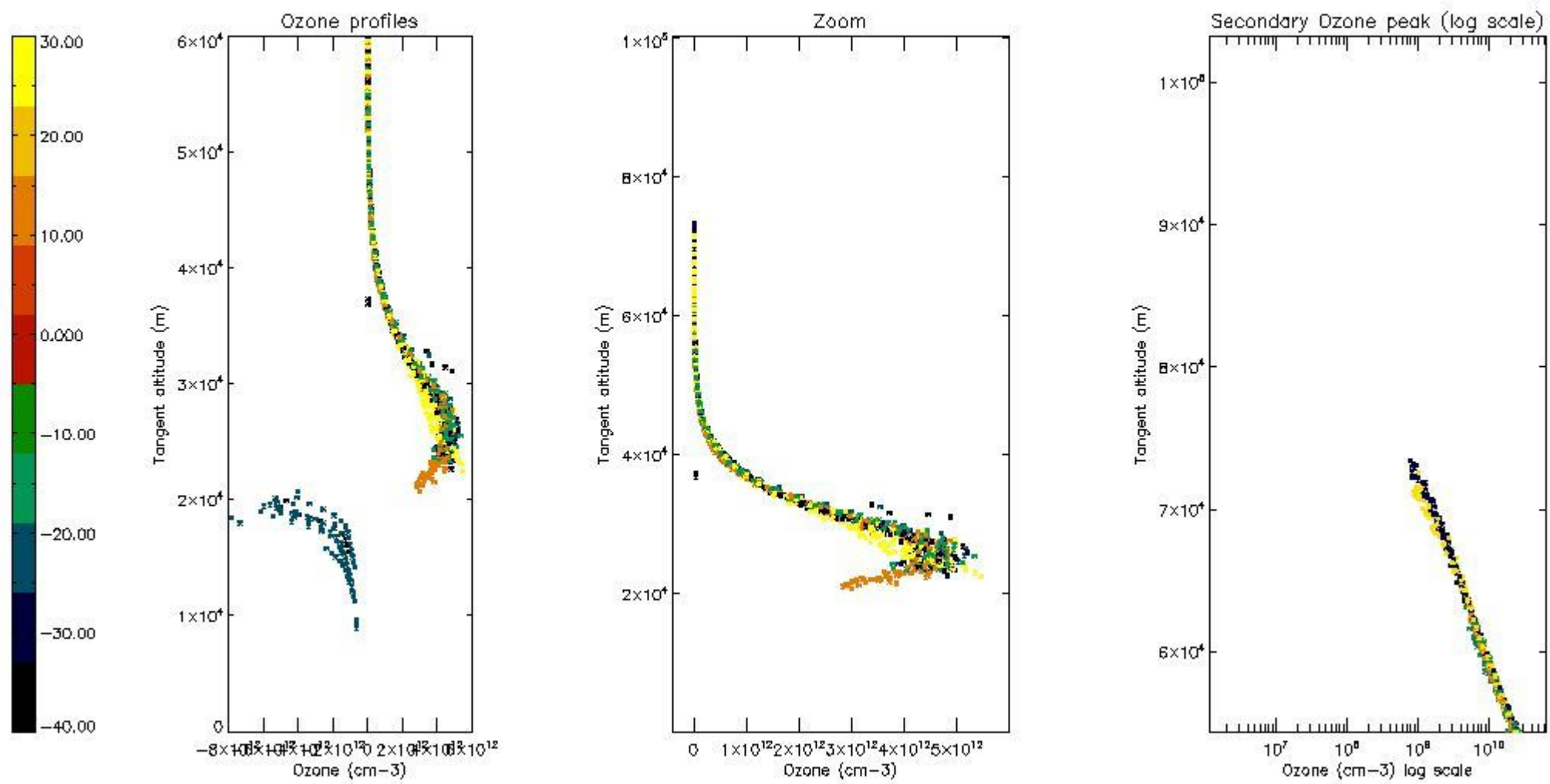
5.4 Plot ozone profiles where $STD < 10\%$ (dark without errors)

The colorbar represents the latitude.



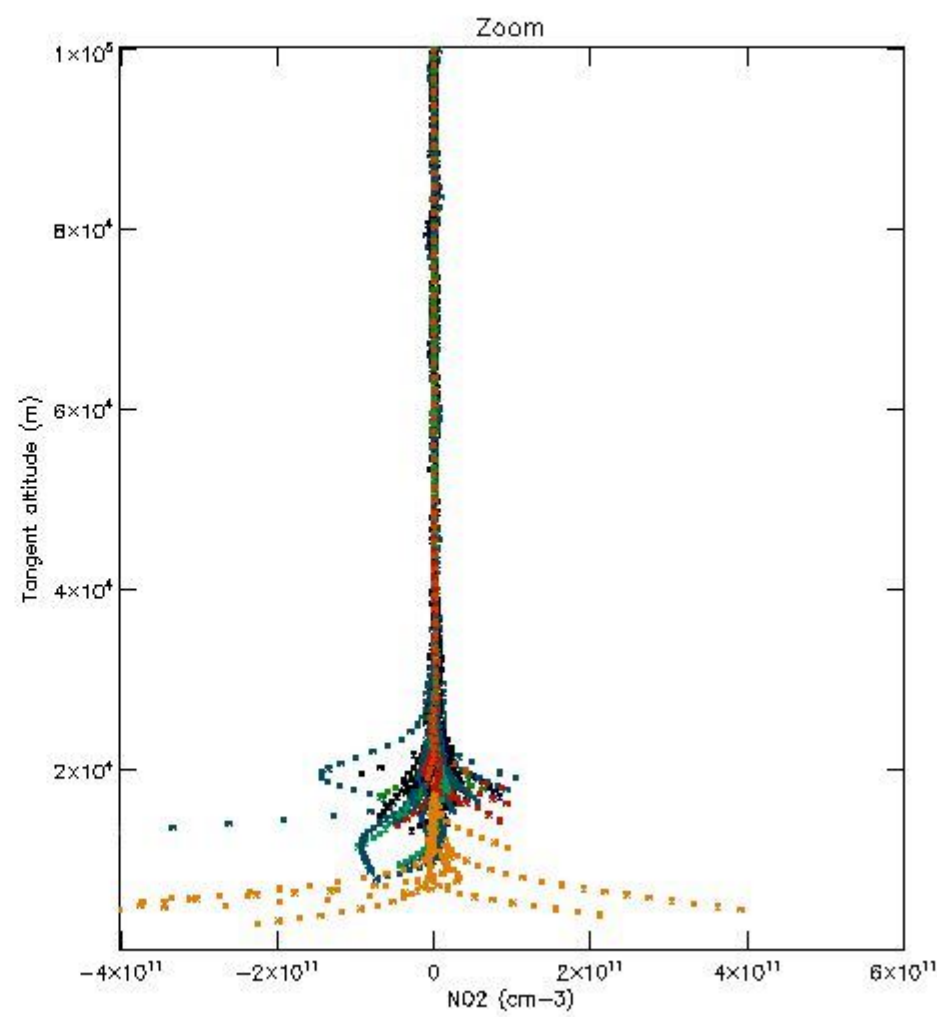
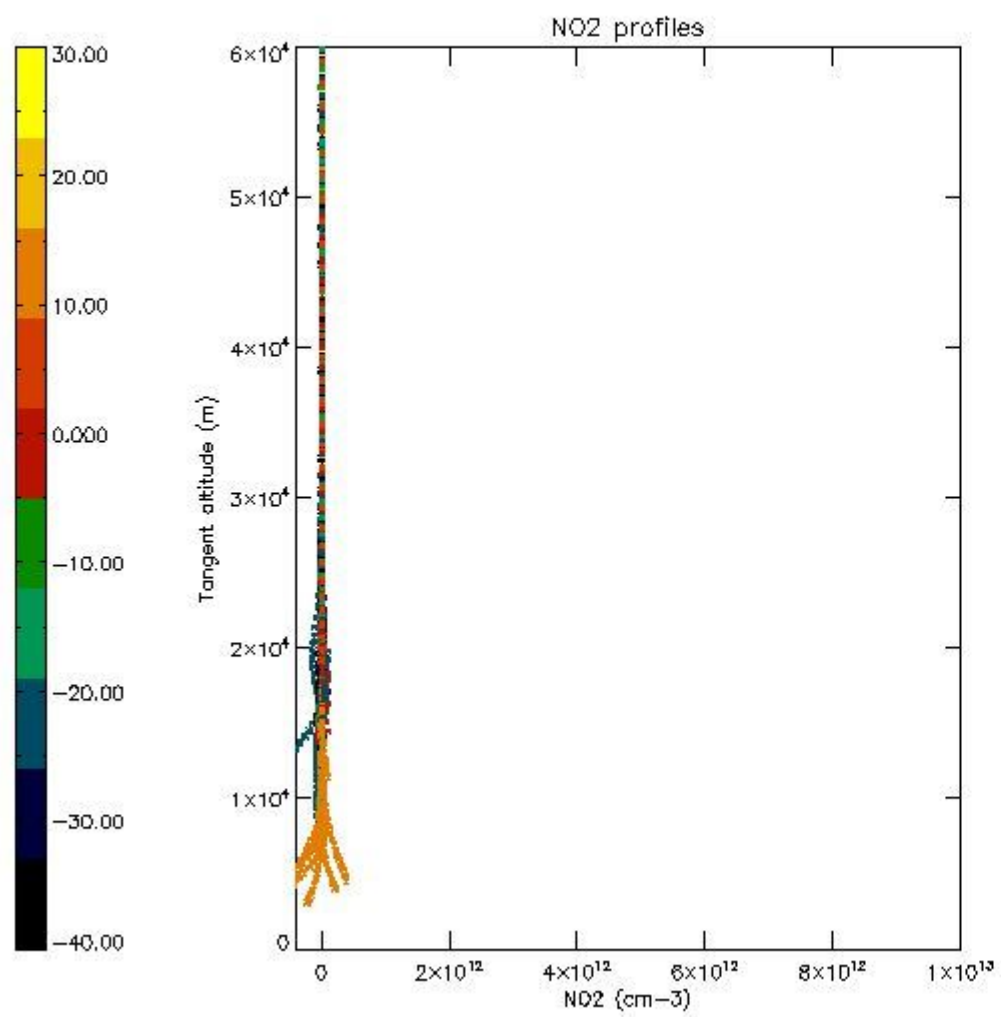
5.5 Plot ozone profiles where STD < 5% (dark without errors)

The colorbar represents the latitude.



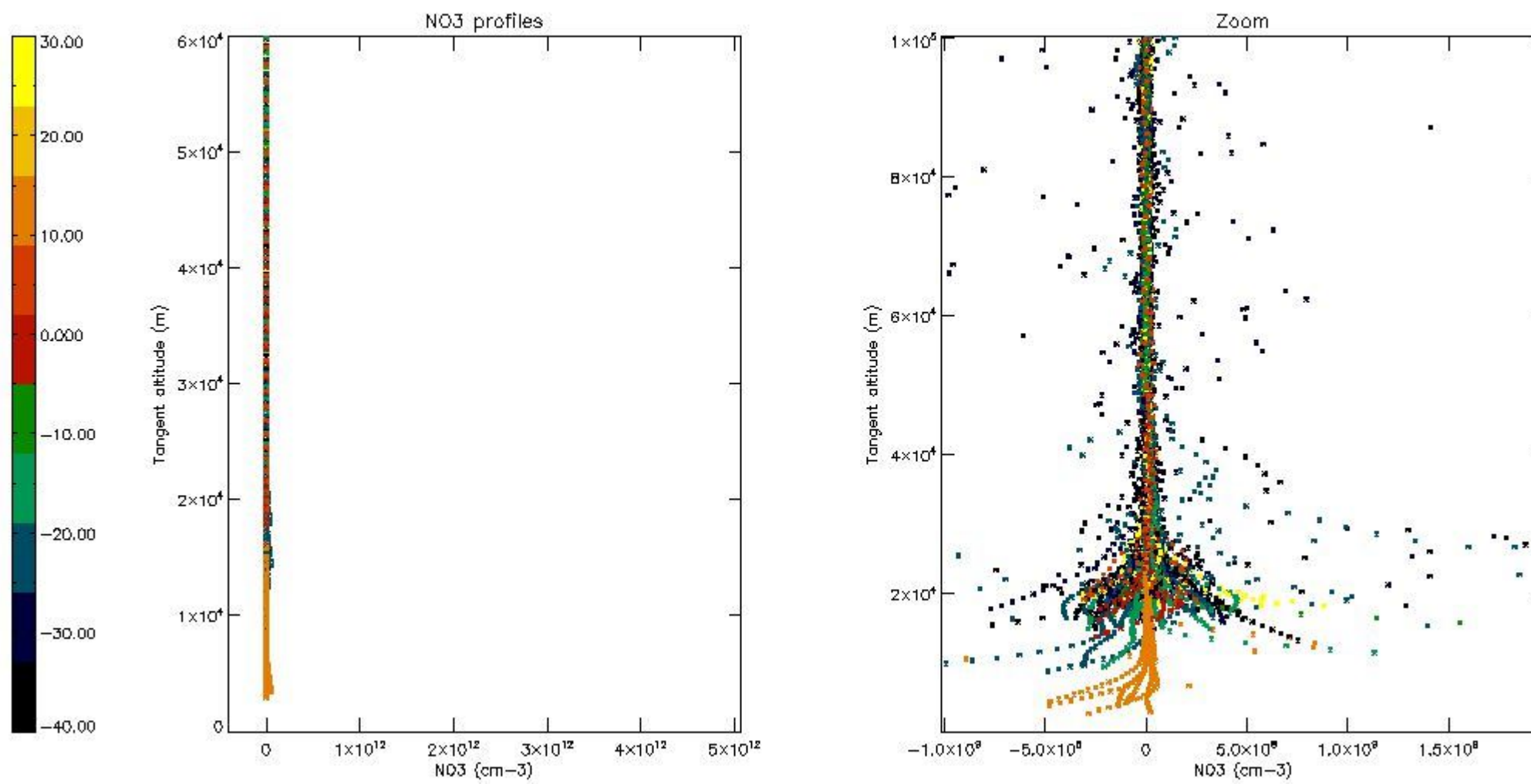
5.6 Plot NO₂ profiles for all STD (dark without errors)

The colorbar represents the latitude.



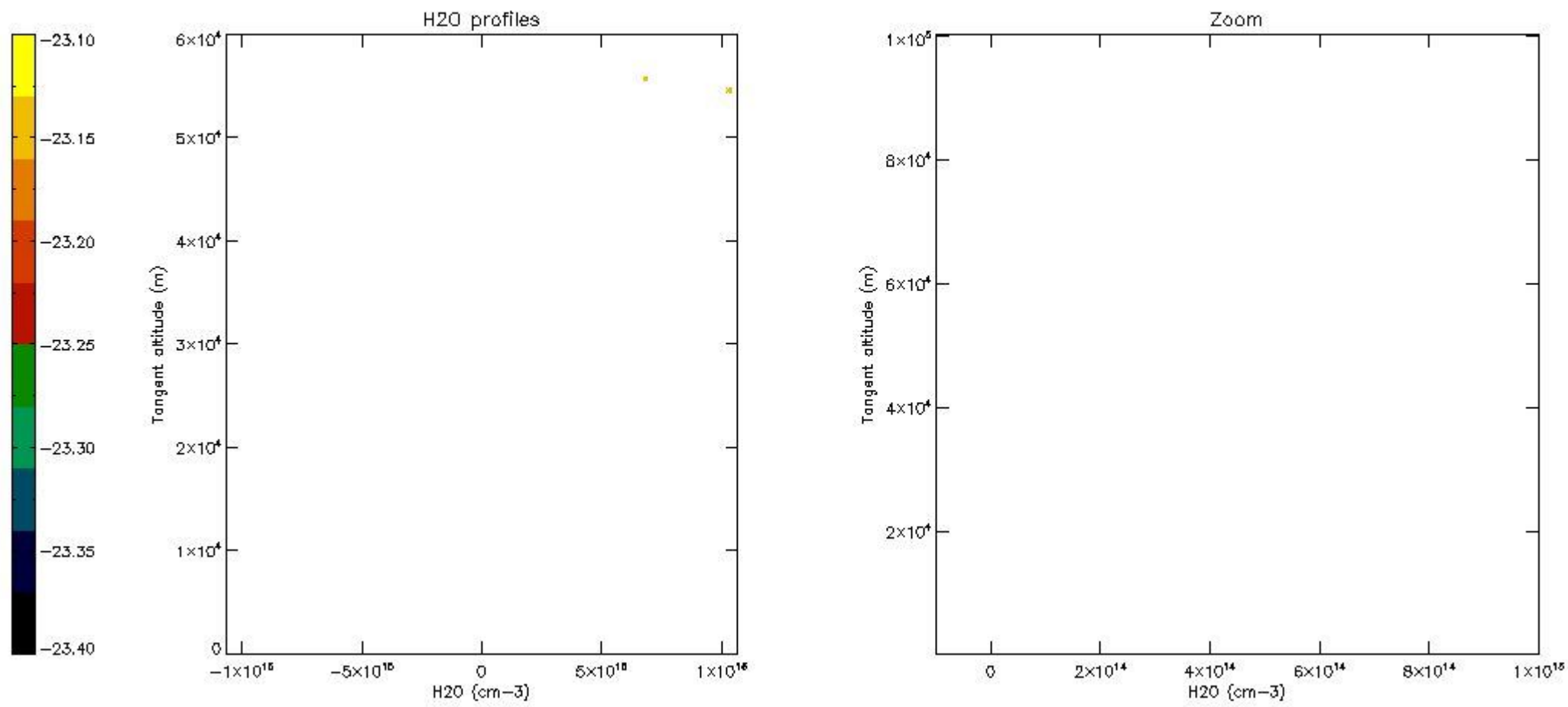
5.7 Plot NO3 profiles for all STD (dark without errors)

The colorbar represents the latitude.



5.8 Plot H2O profiles for all STD (only for occultations of stars 1,2,3,4,13,14,16,26,63 dark without errors)

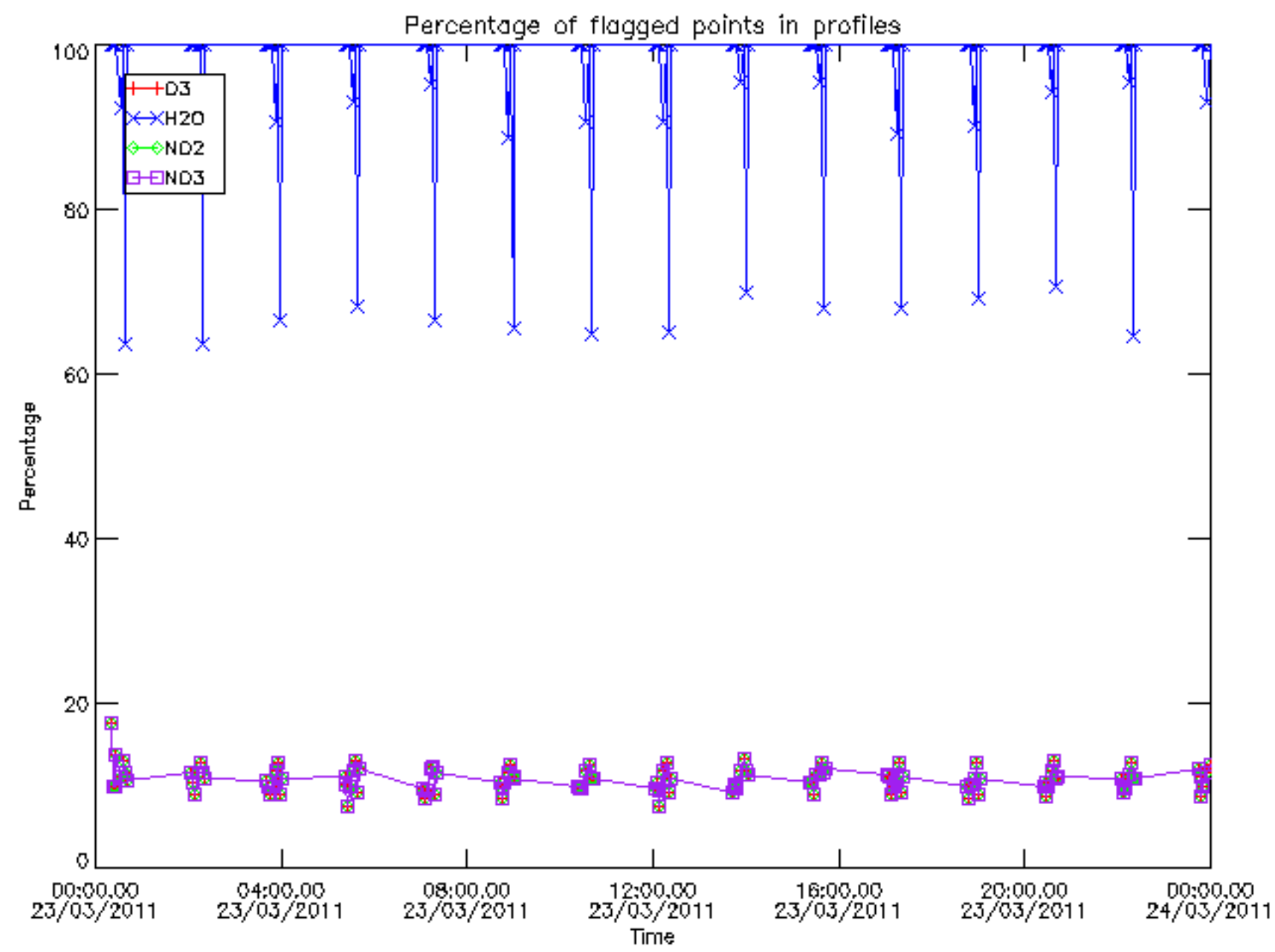
The colorbar represents the latitude.



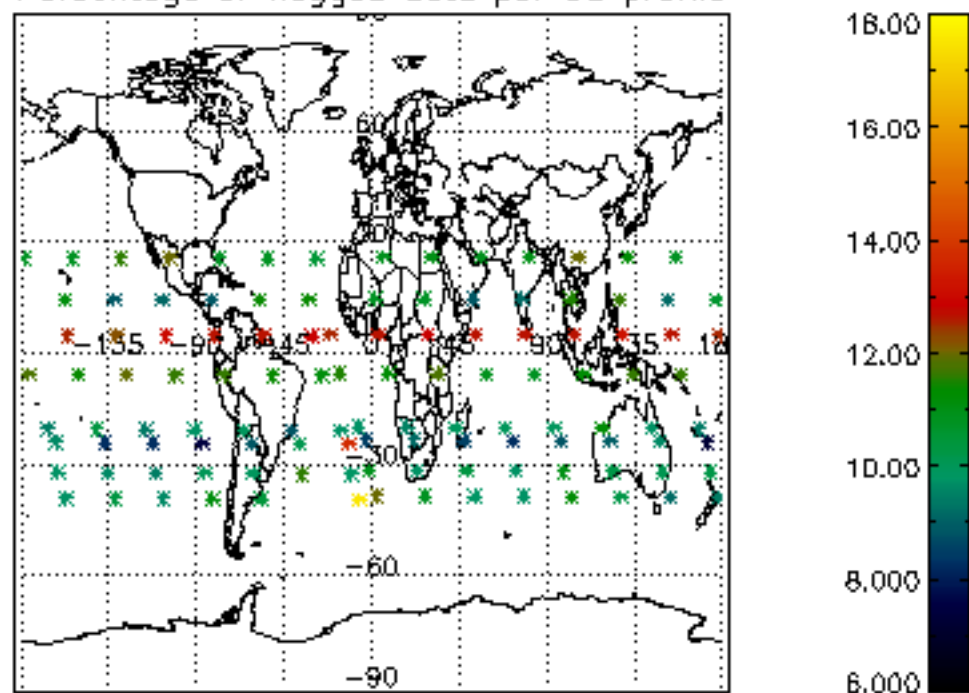
6. Auxiliary Data Files used for the production reported in section 2

The number reported in the third column indicates since which file (see list in section 2) the corresponding auxiliary file has been used. The fourth column is the date of those product files.

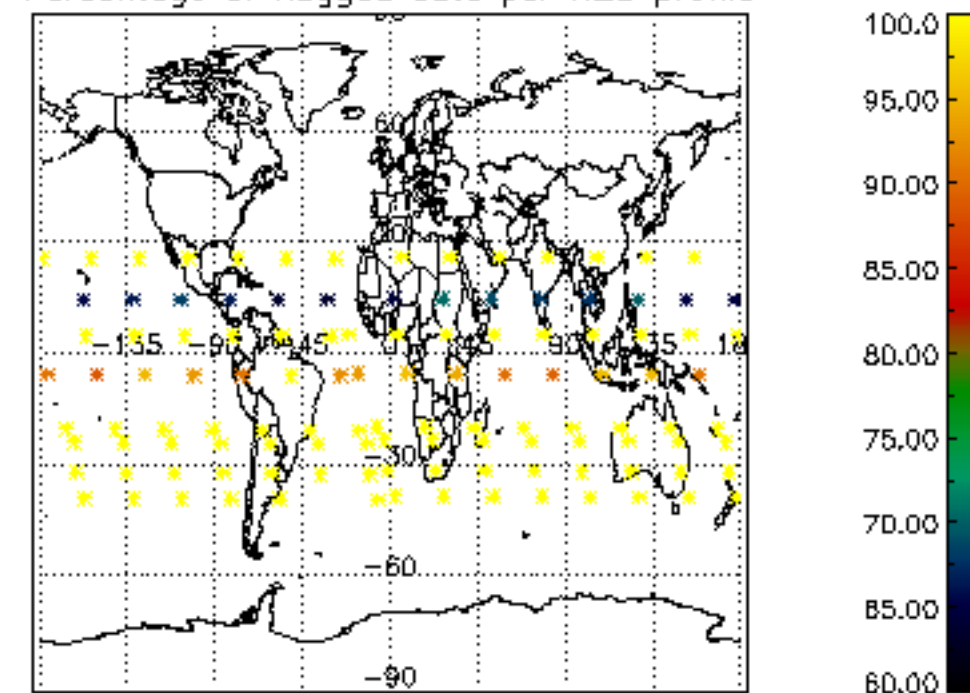
Type	Auxiliary Filename	Used since product	Used since product date
INST_PHYS_CHARACTERISTICS	GOM_INS_AXVIEC20091111_143220_20030716_120000_20500101_000000	1	23-MAR-2011 00:01:08
LEVEL-2_PROC_CONFIG	GOM_PR2_AXVIEC20091111_152718_20020301_000000_20500101_000000	1	23-MAR-2011 00:01:08
CROSS_SECTIONS_FILE	GOM_CRS_AXVIEC20091111_154832_20020301_000000_20500101_000000	1	23-MAR-2011 00:01:08



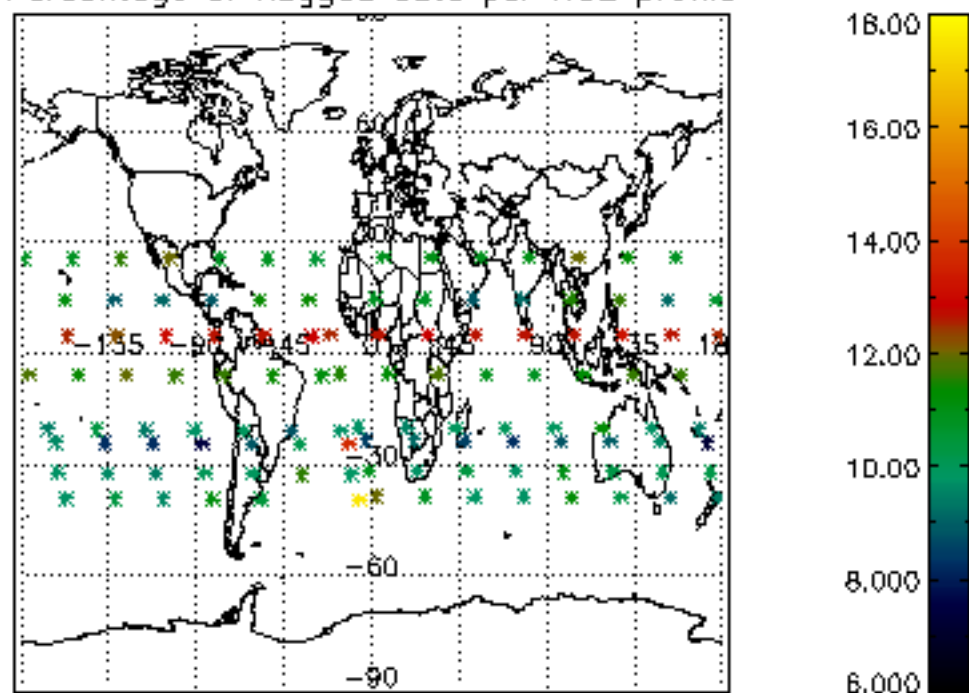
Percentage of flagged data per D3 profile



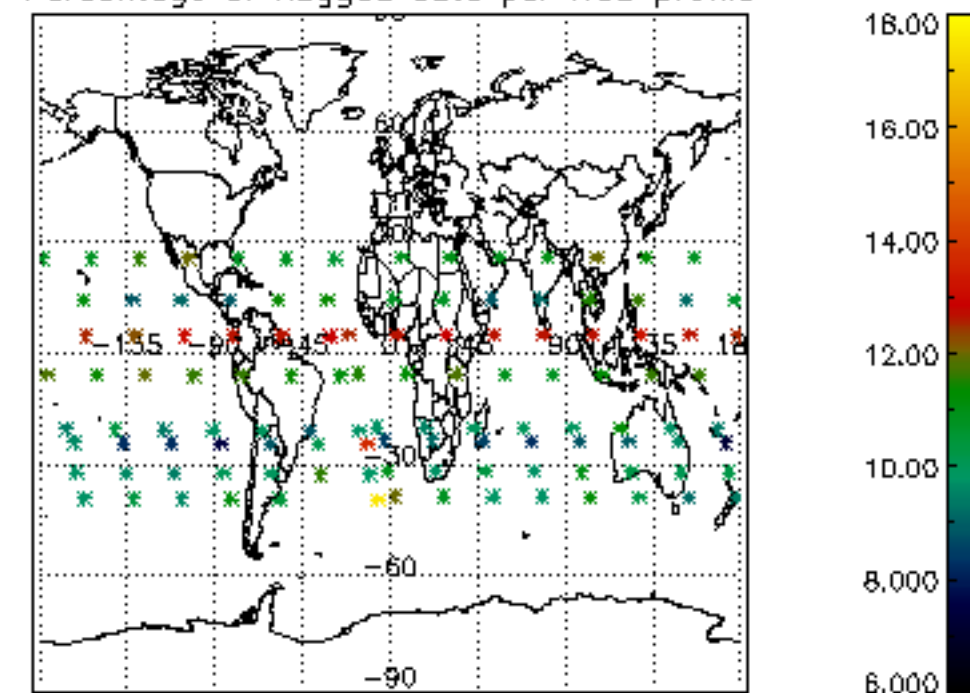
Percentage of flagged data per H2O profile

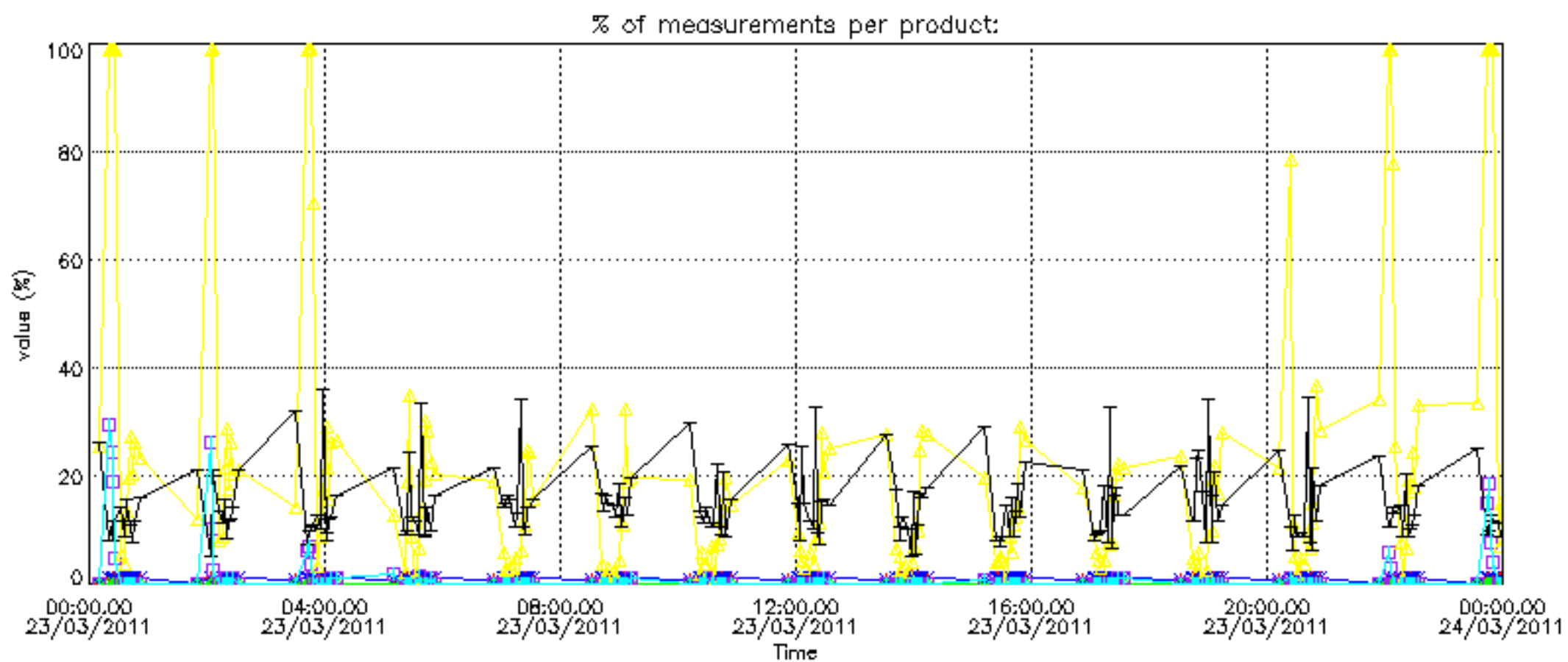


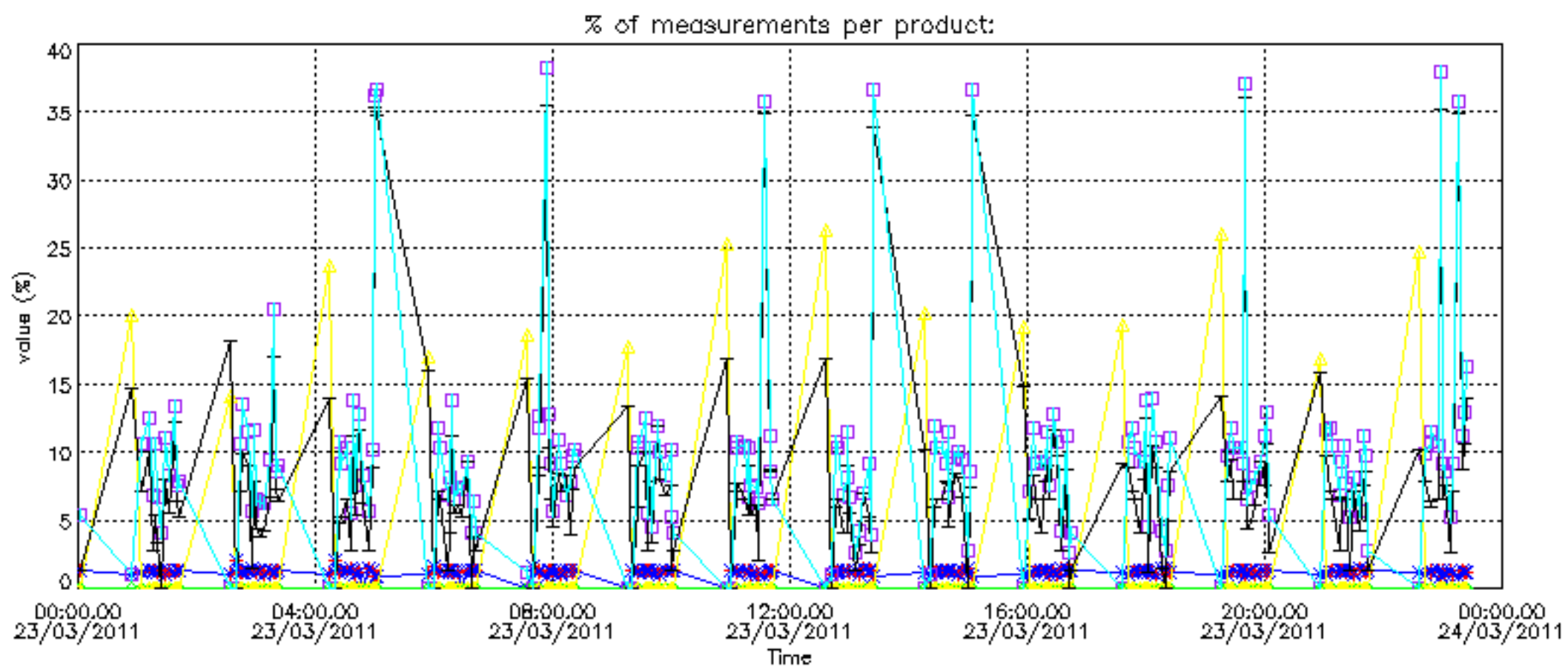
Percentage of flagged data per NO2 profile



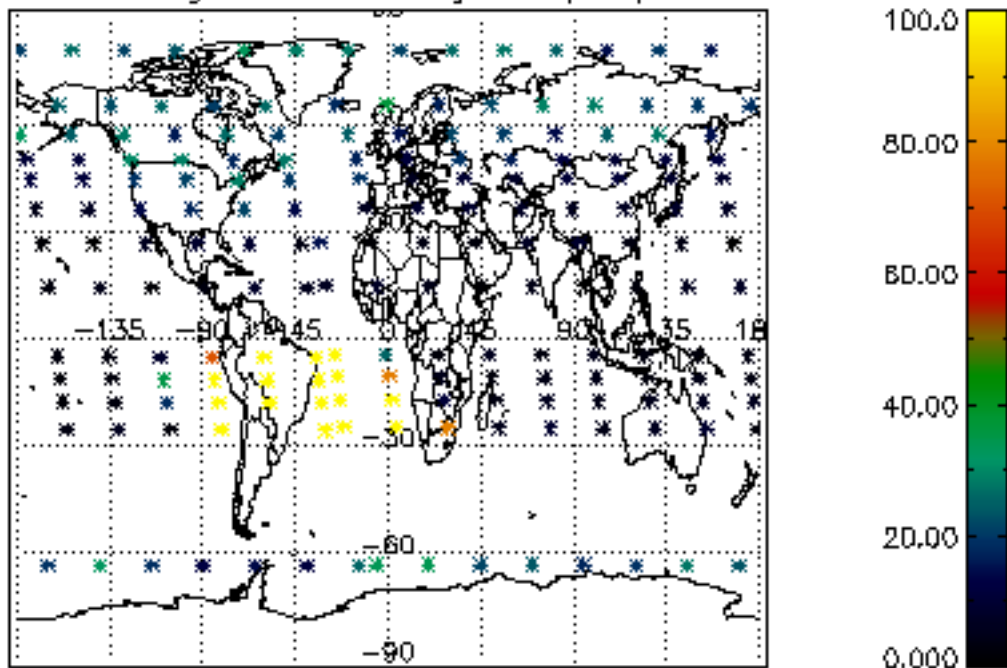
Percentage of flagged data per NO3 profile



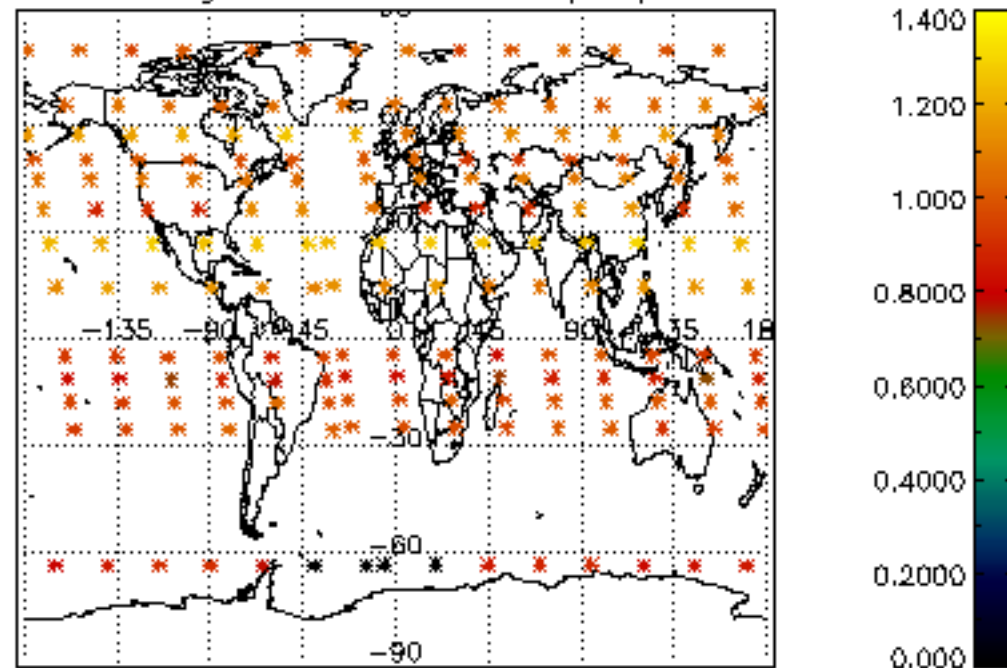




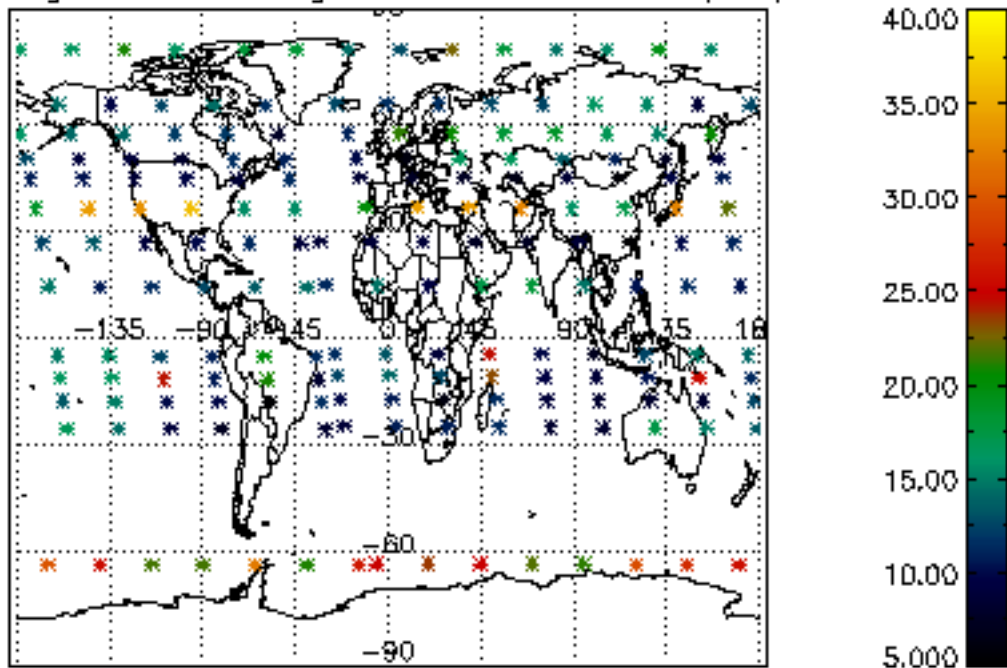
Percentage of cosmic ray hits per profile



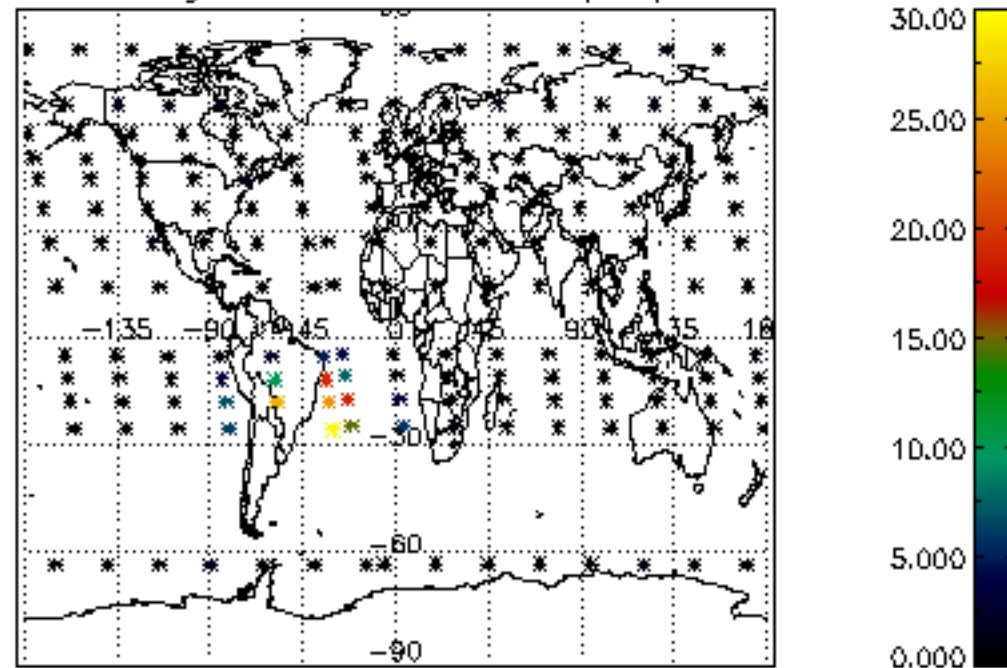
Percentage of datation errors per profile



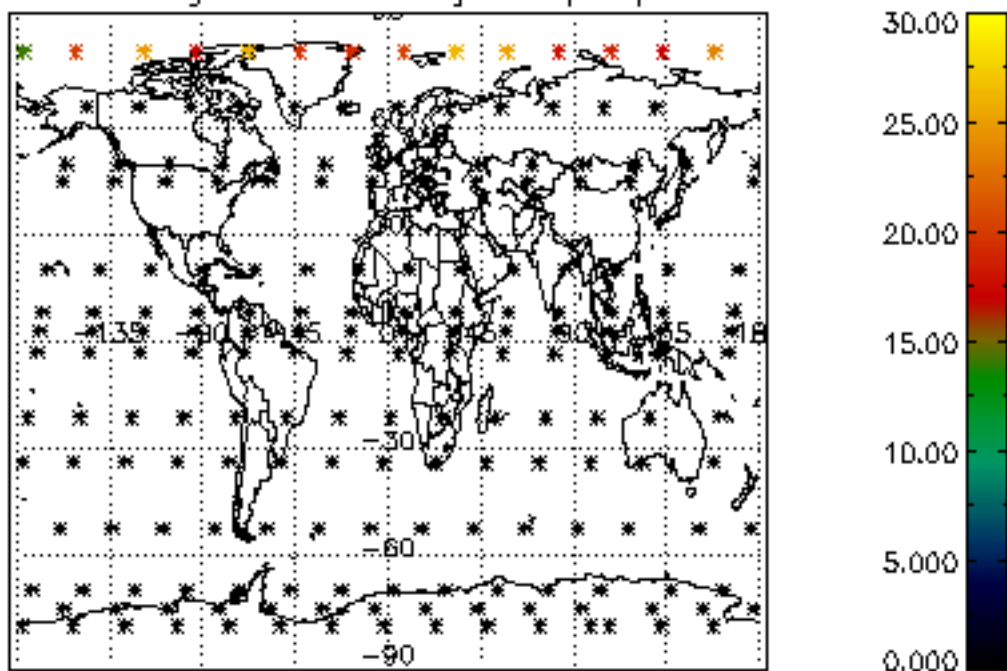
Percentage of star falling outside central band per profile



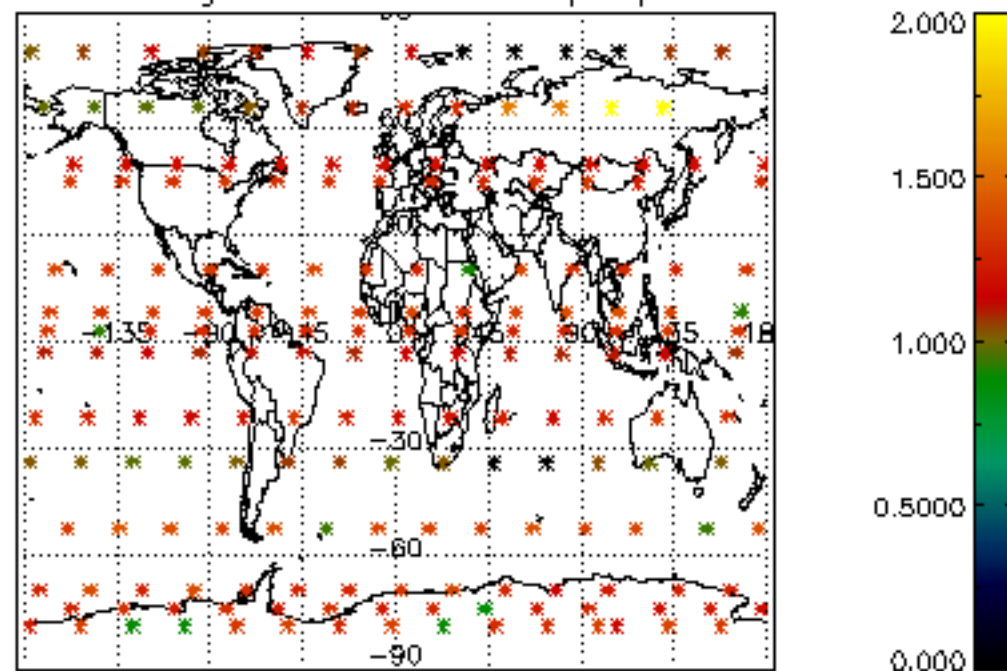
Percentage of saturation errors per profile



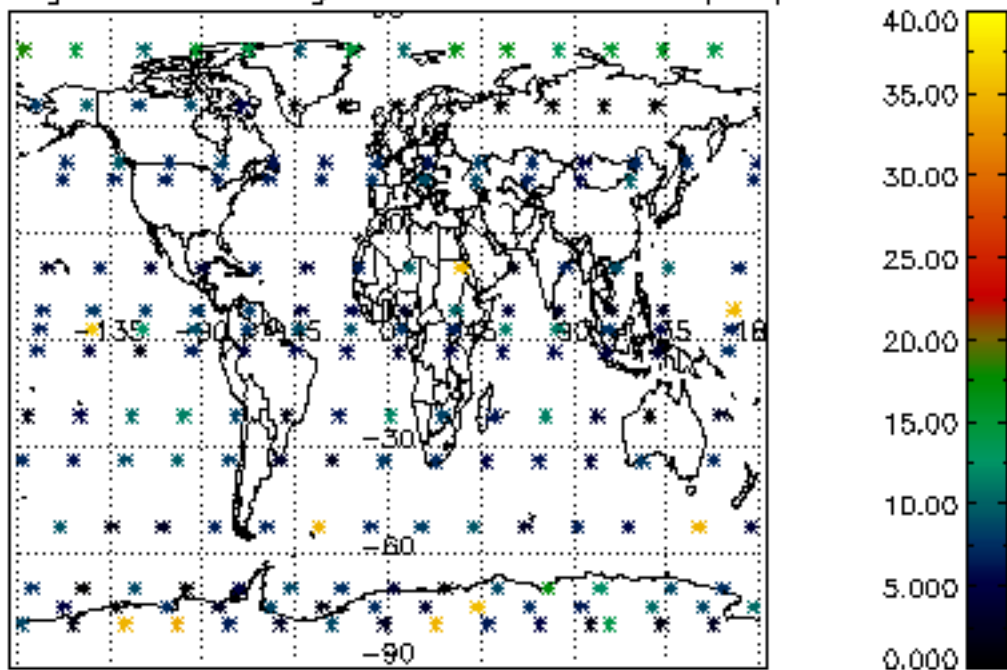
Percentage of cosmic ray hits per profile



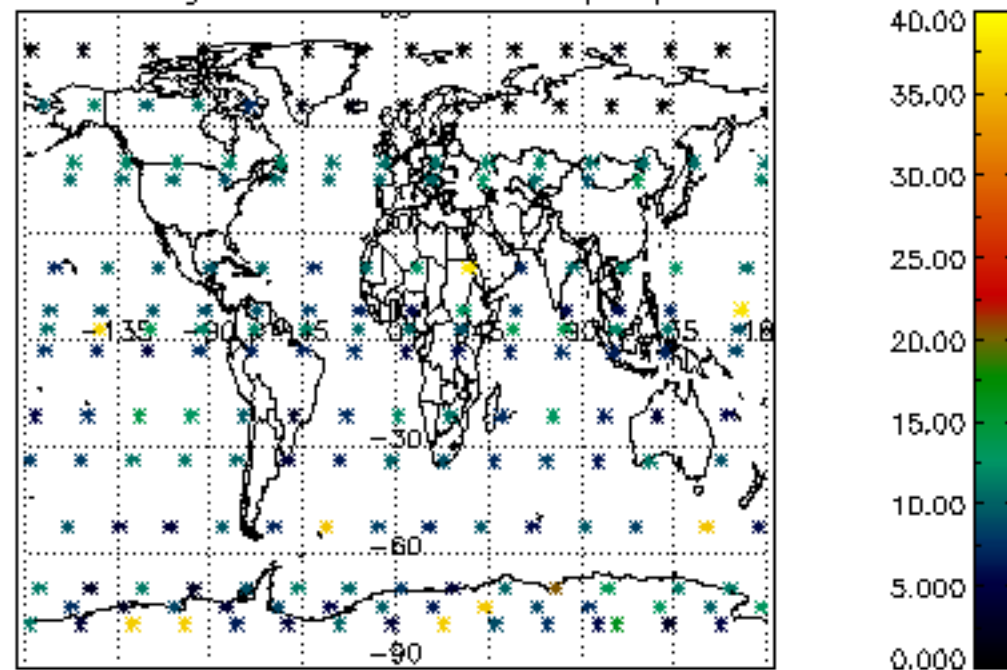
Percentage of datation errors per profile

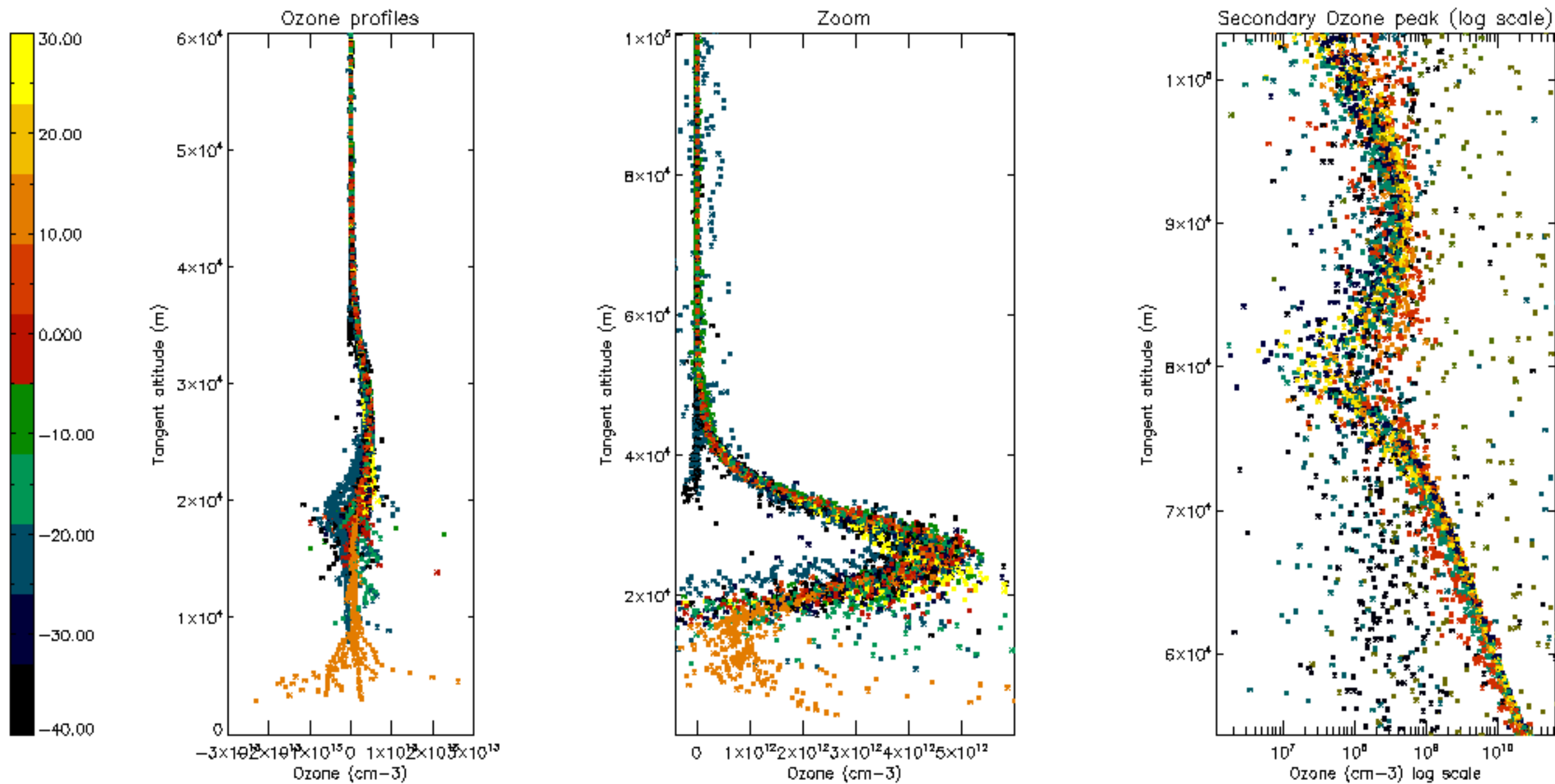


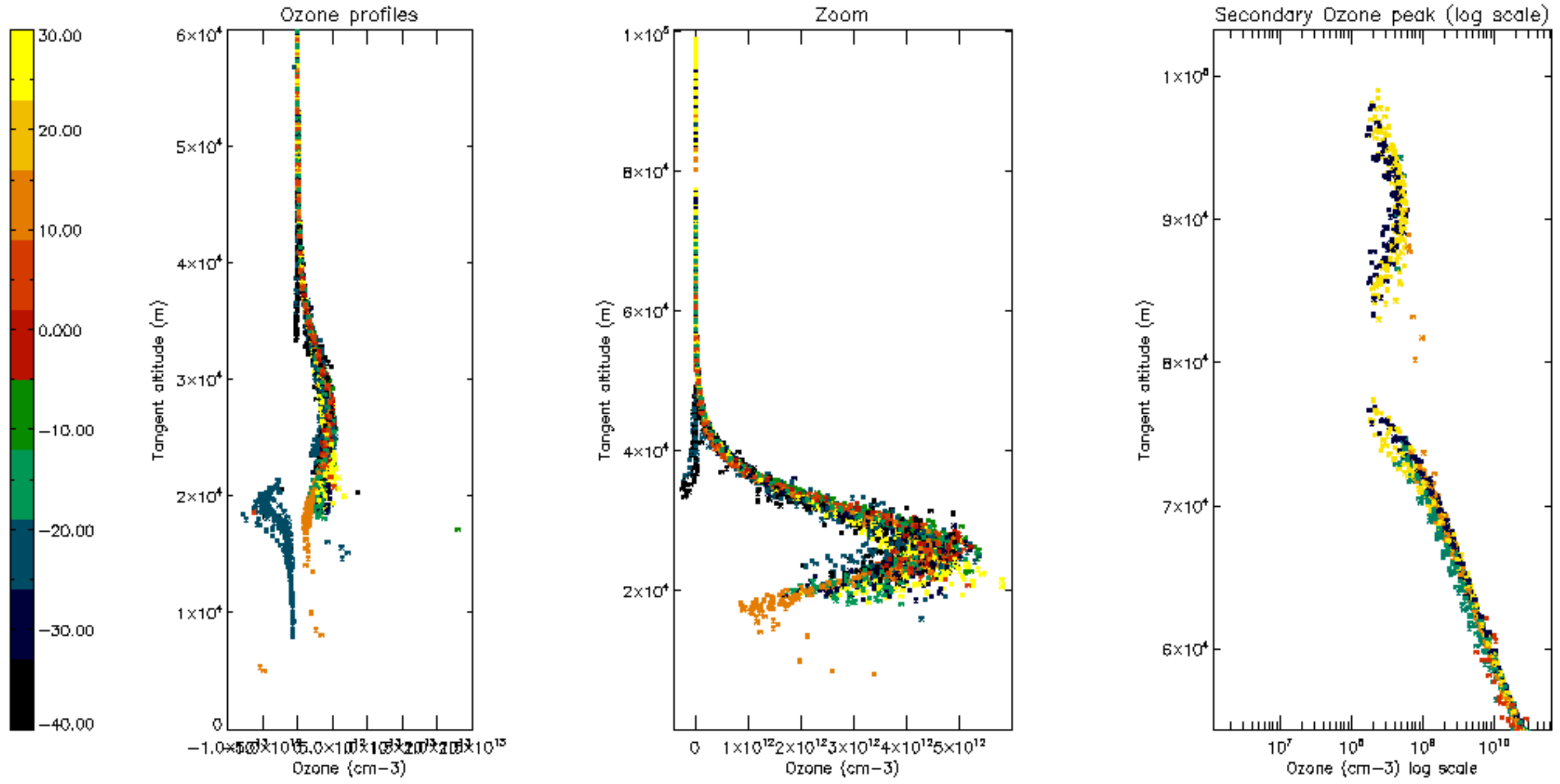
Percentage of star falling outside central band per profile

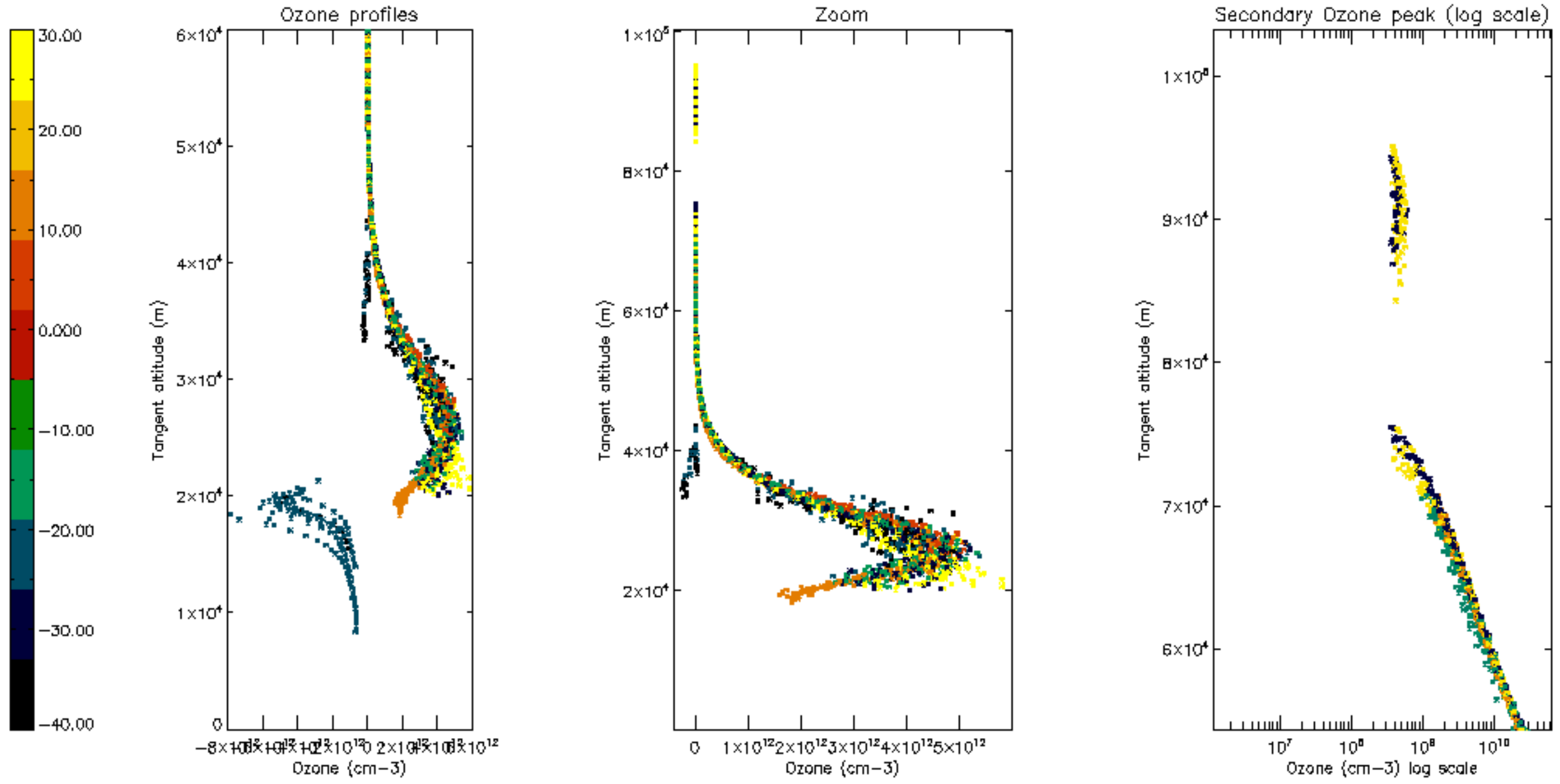


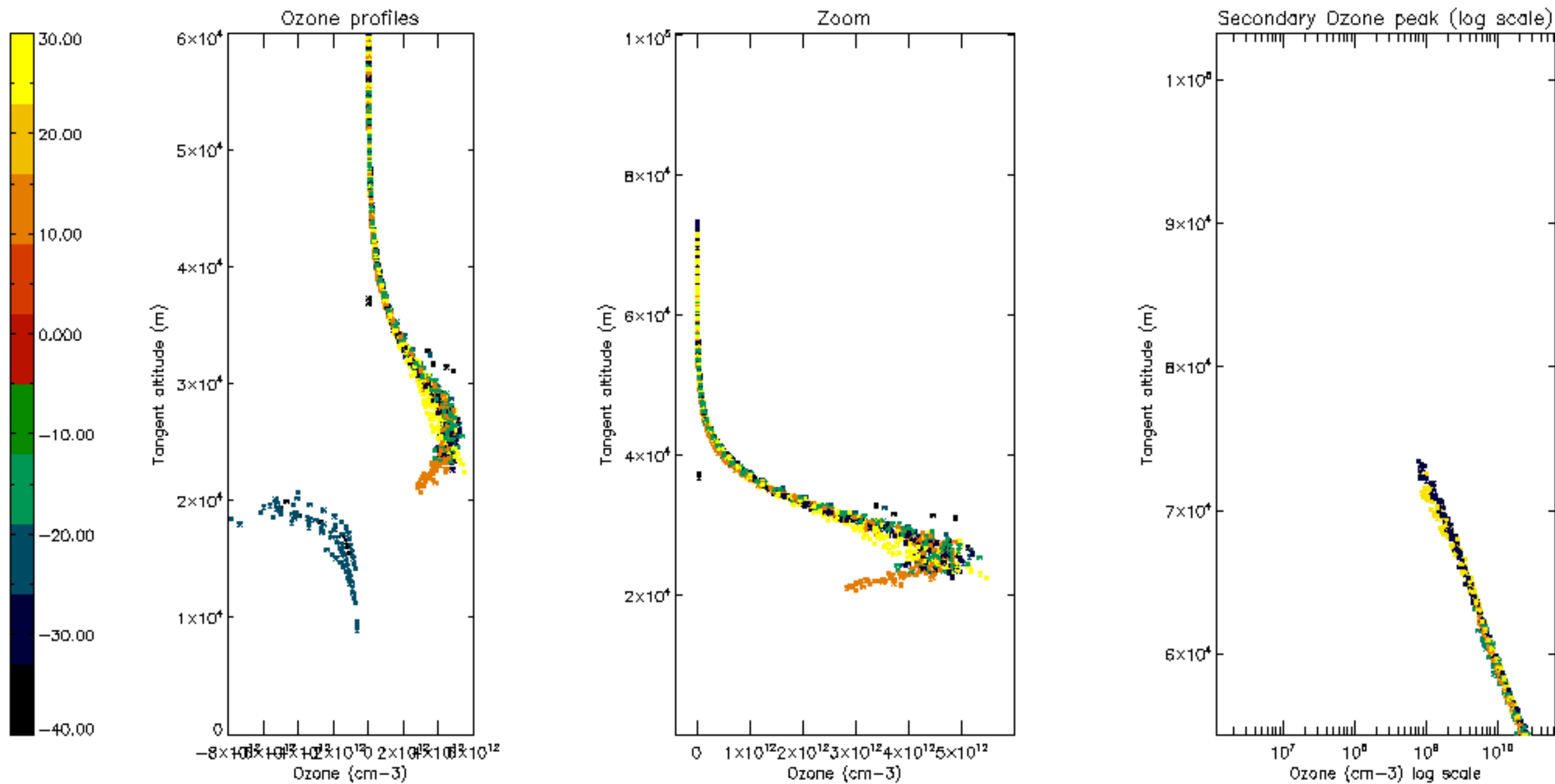
Percentage of saturation errors per profile

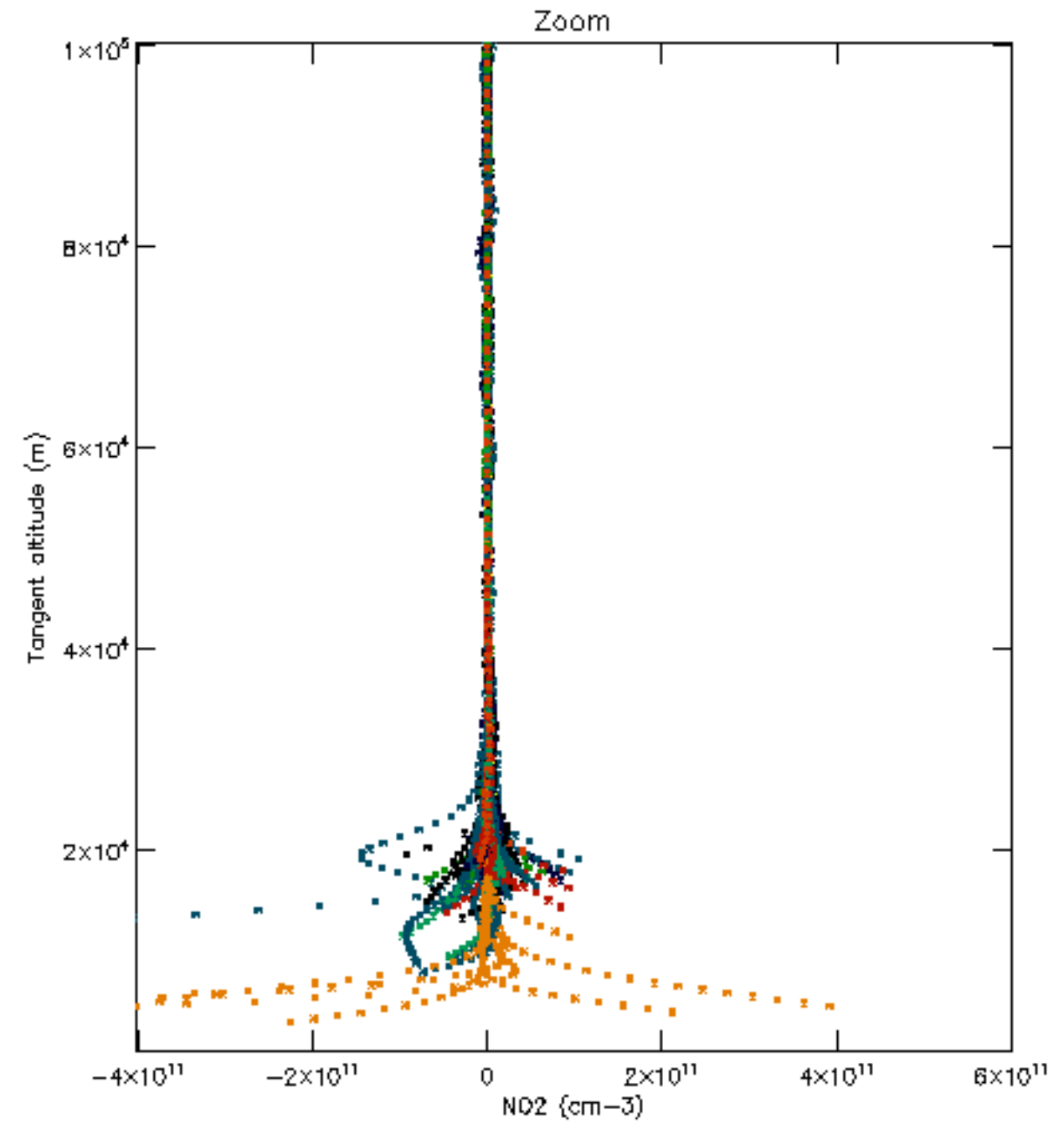
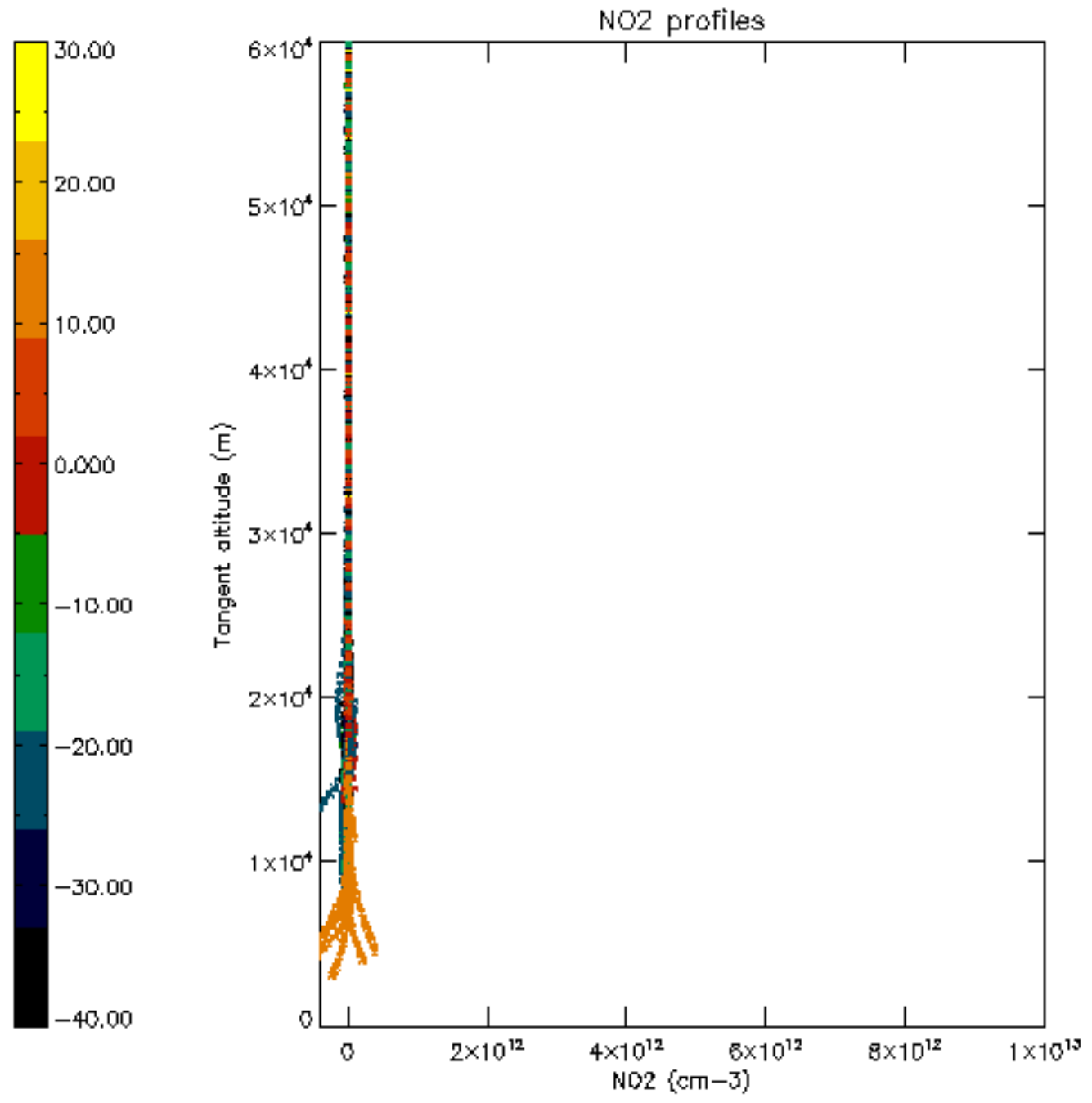


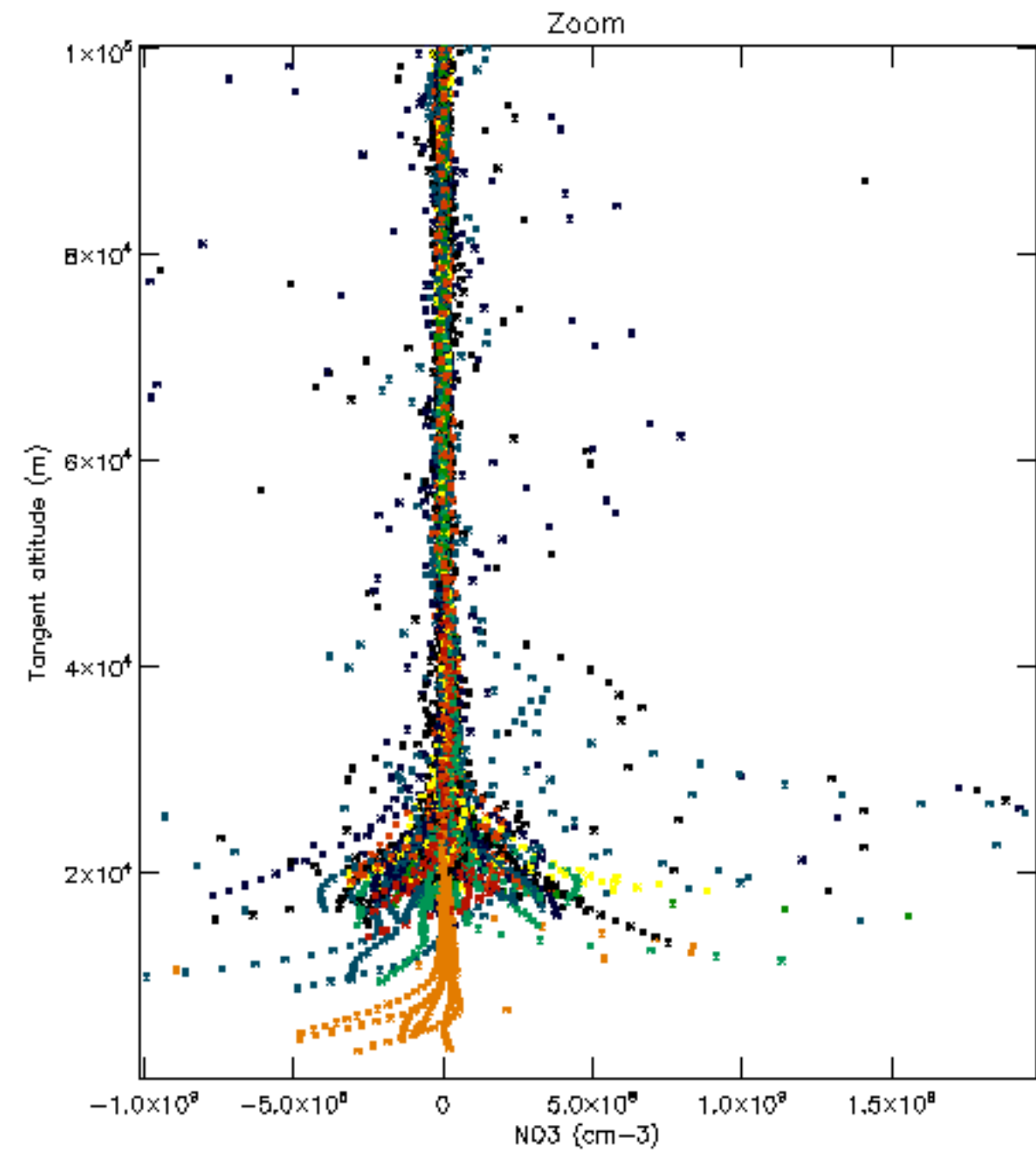
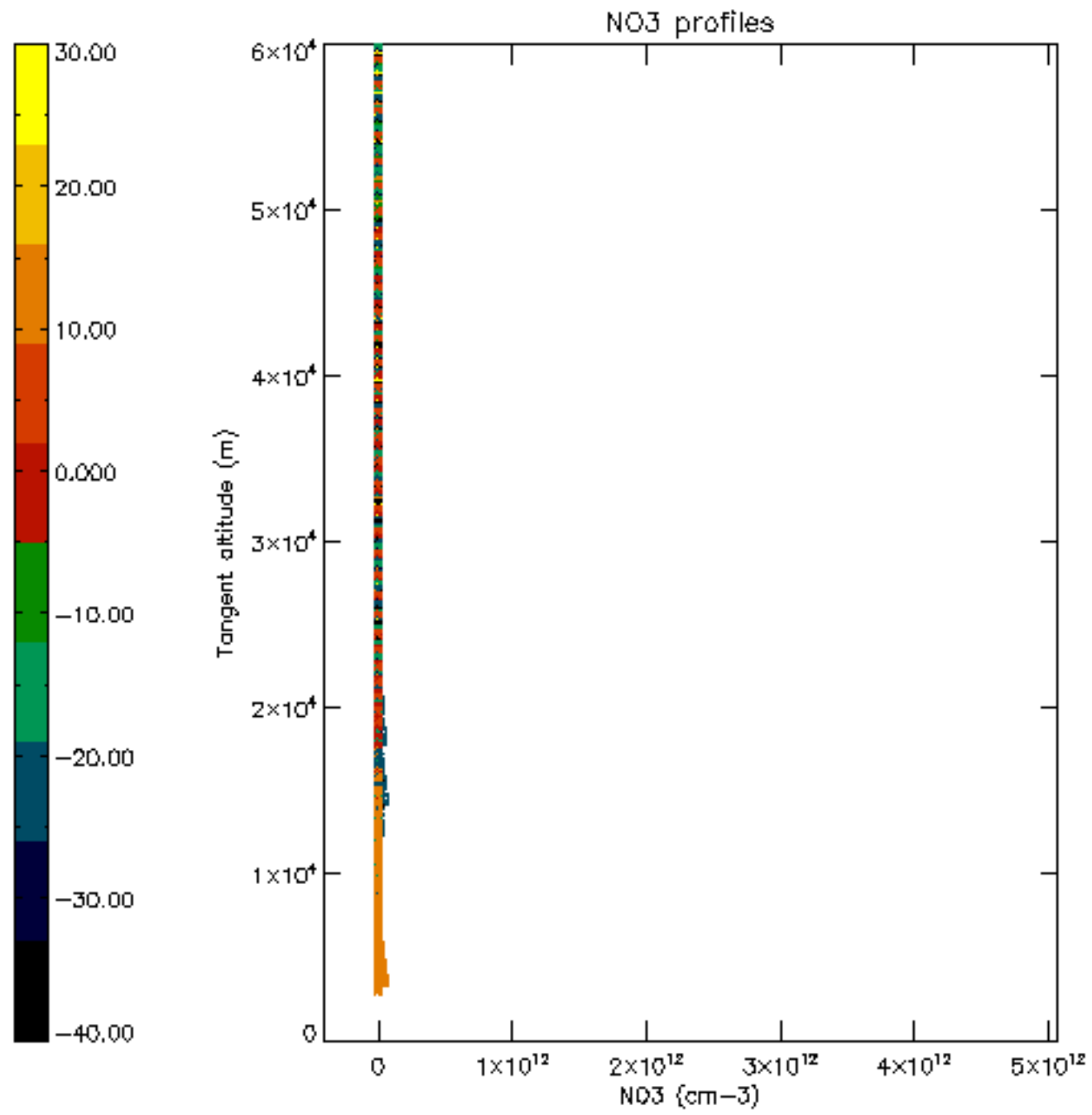


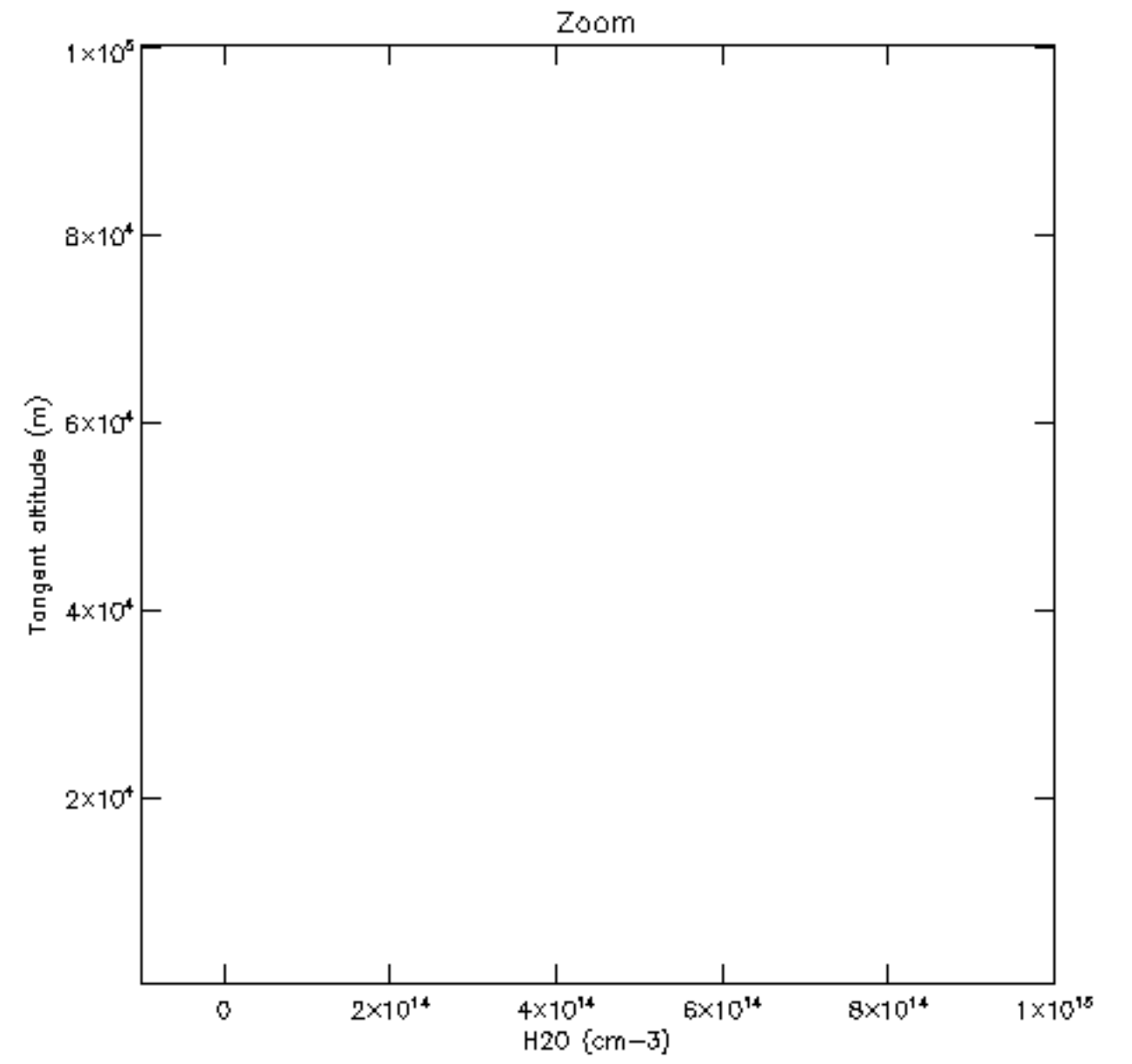
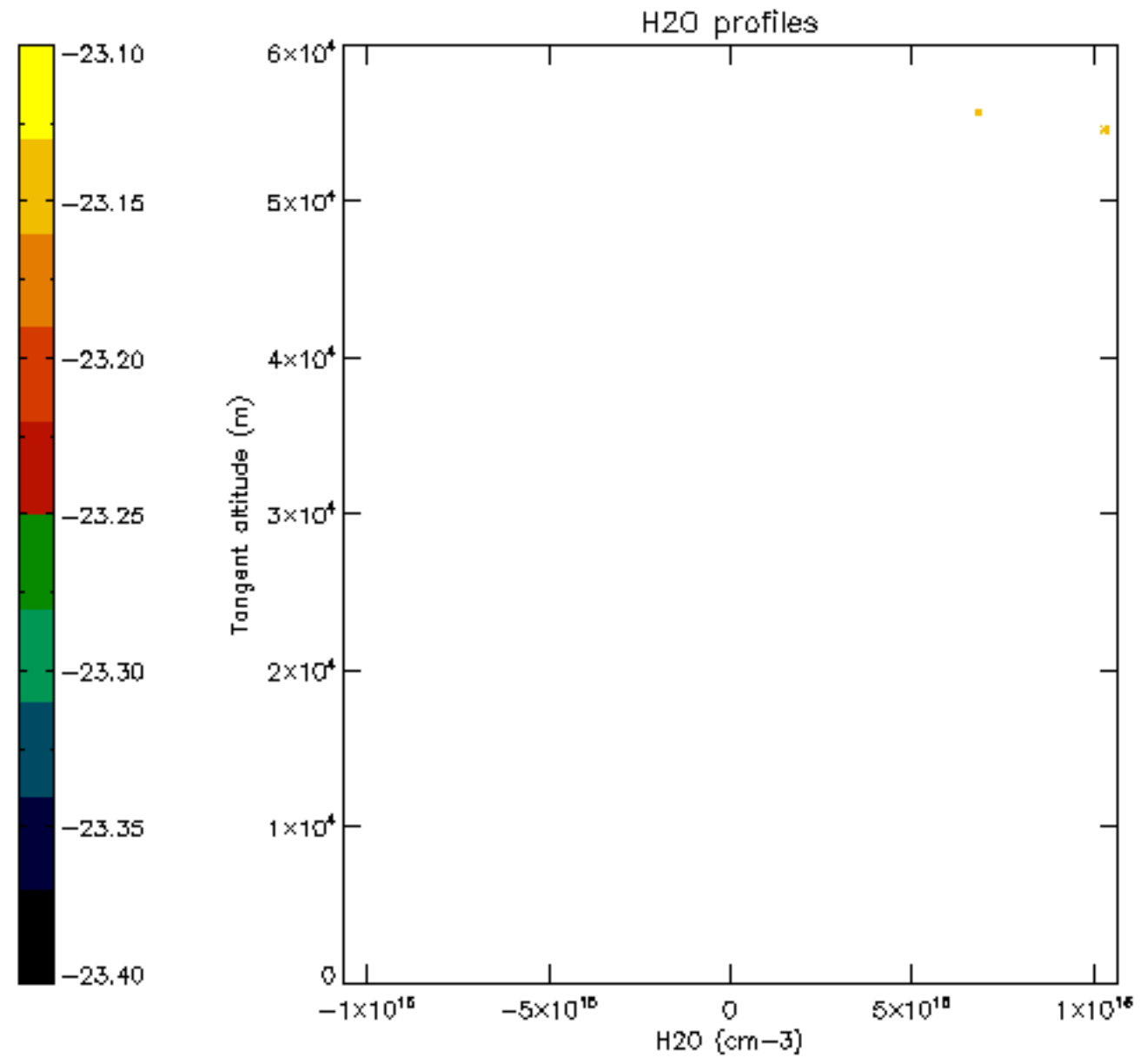


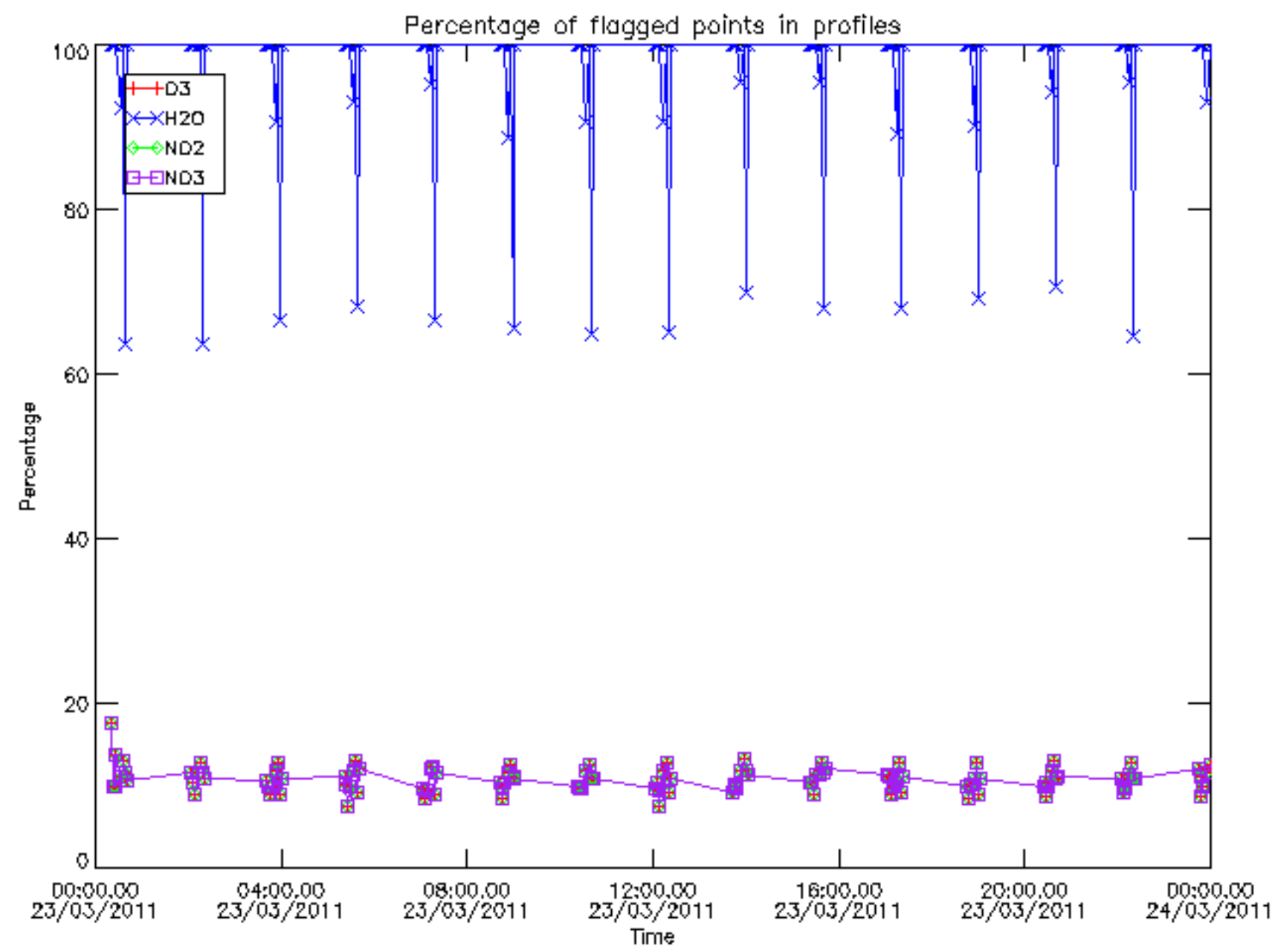




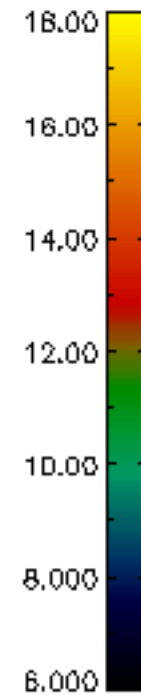
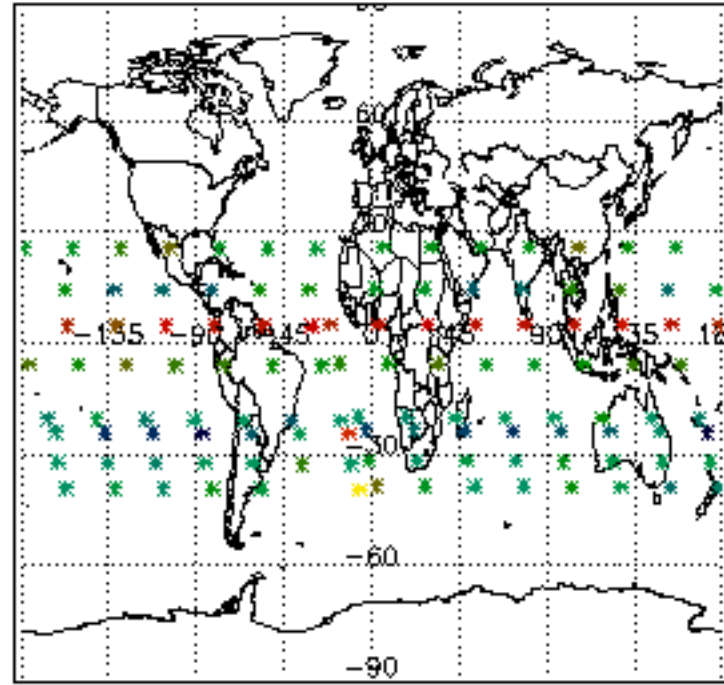




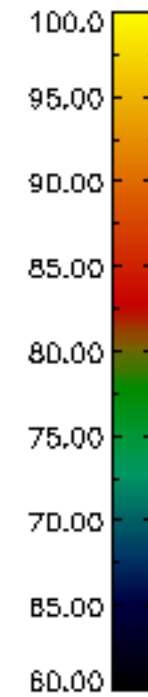
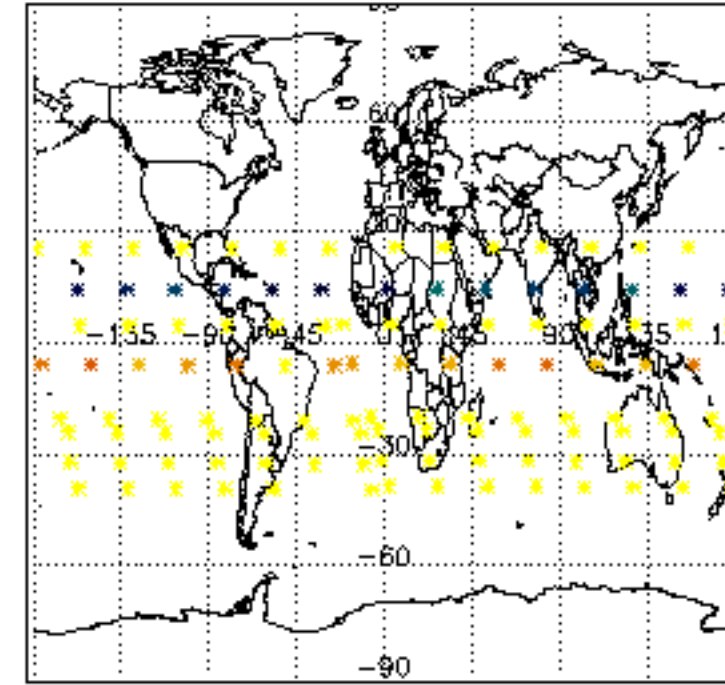




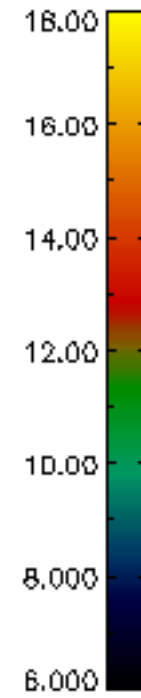
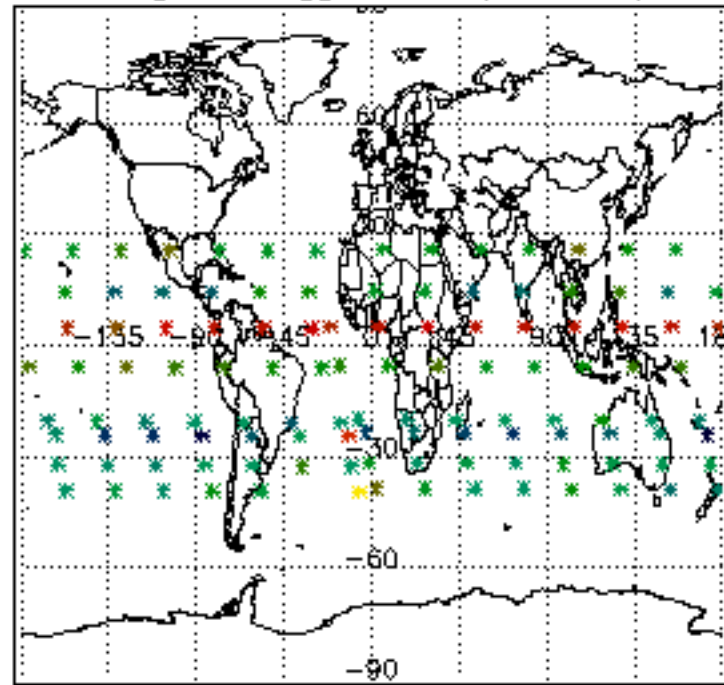
Percentage of flagged data per D3 profile



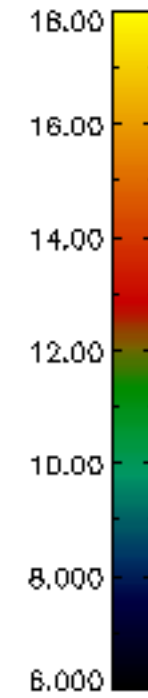
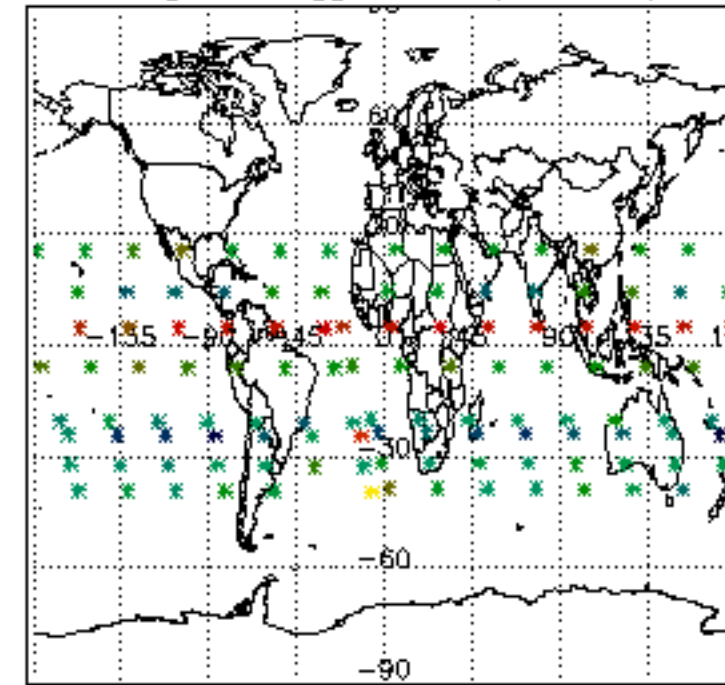
Percentage of flagged data per H2O profile

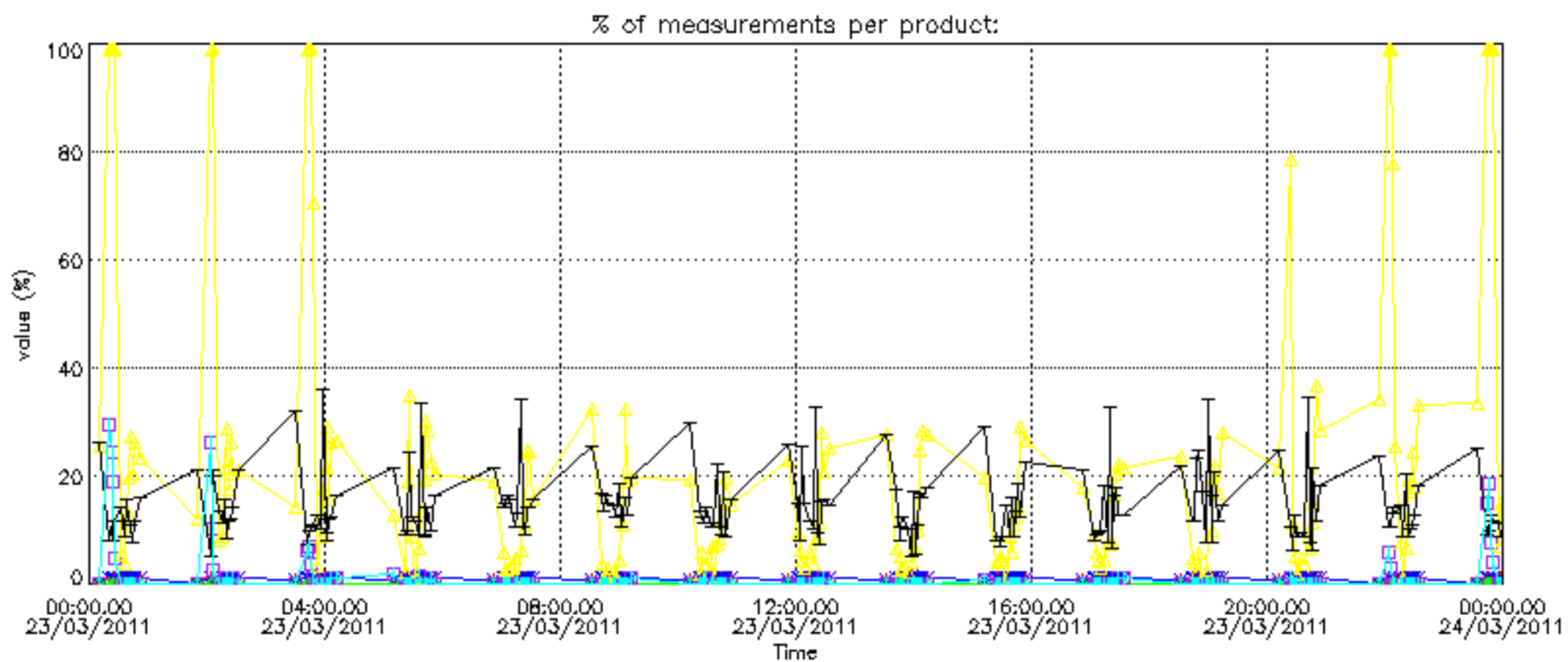


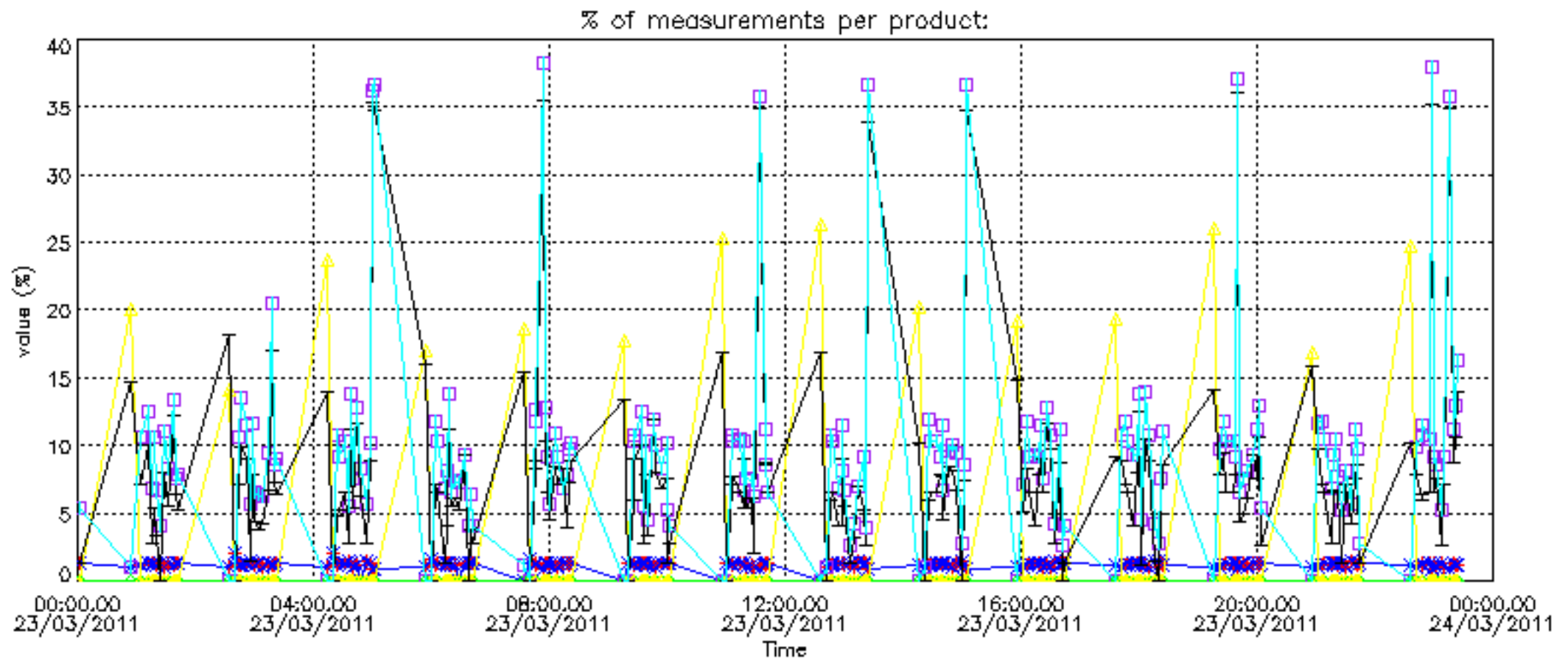
Percentage of flagged data per NO2 profile



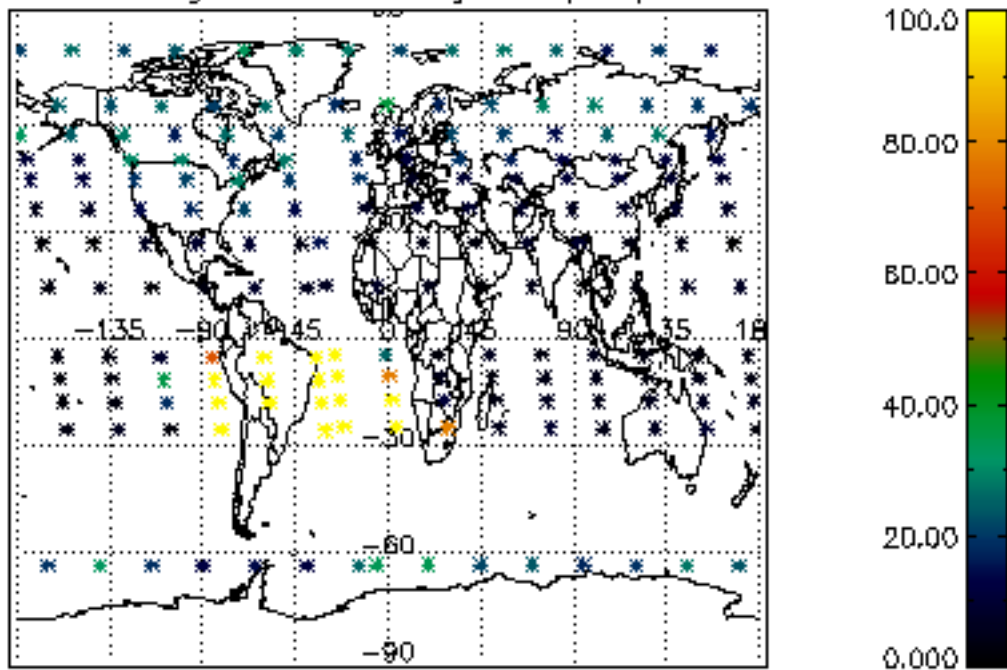
Percentage of flagged data per NO3 profile



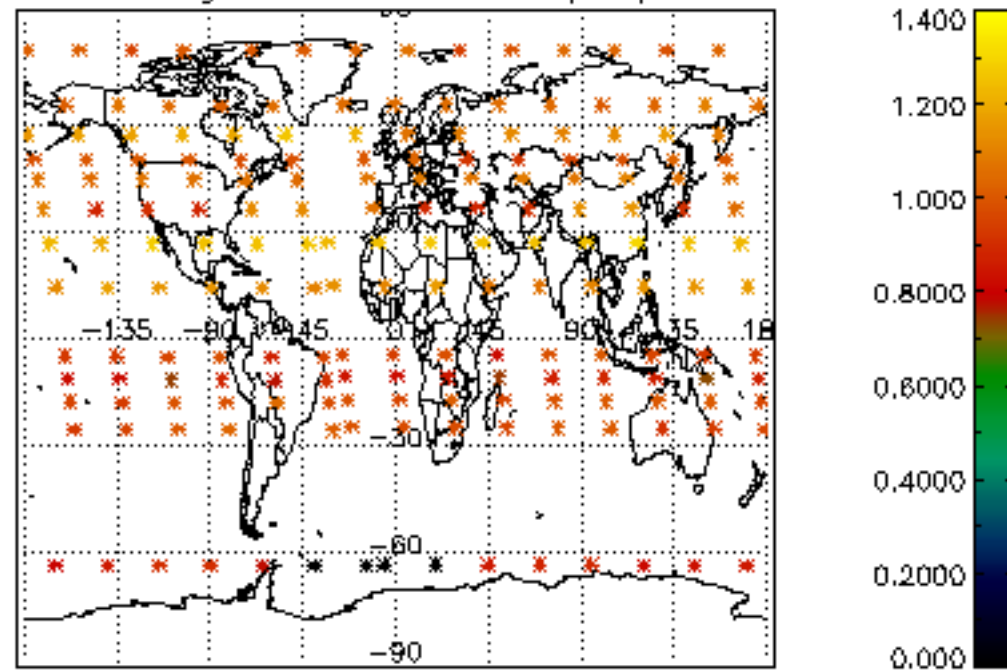




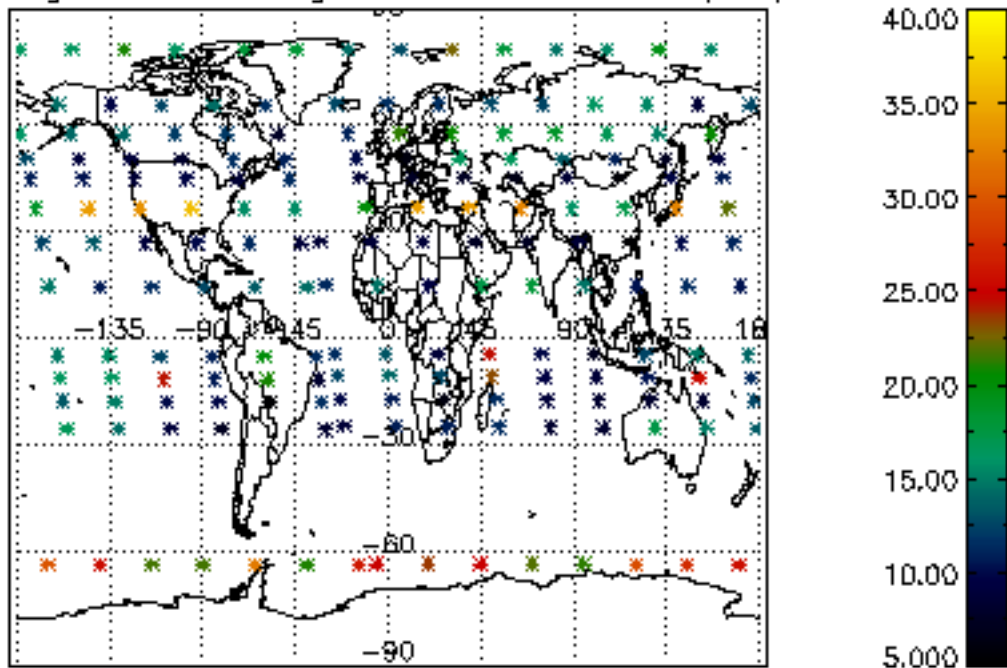
Percentage of cosmic ray hits per profile



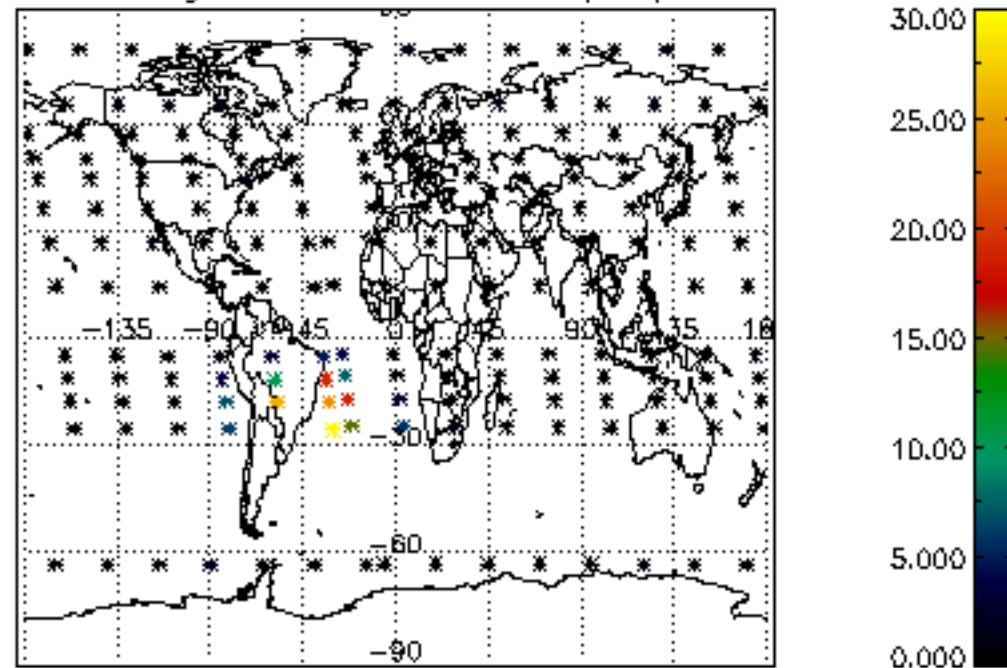
Percentage of datation errors per profile



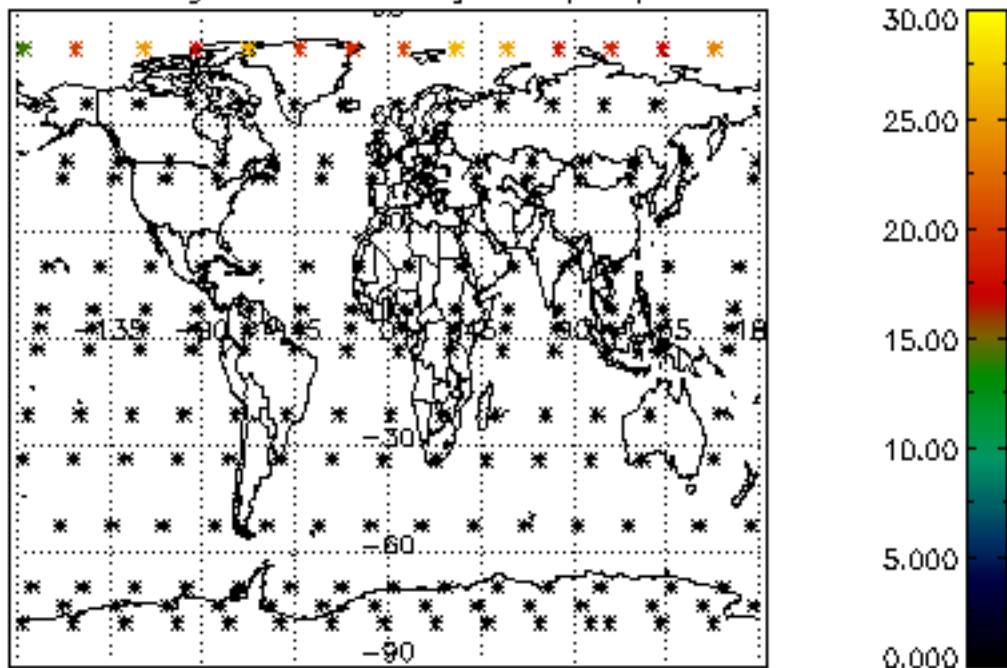
Percentage of star falling outside central band per profile



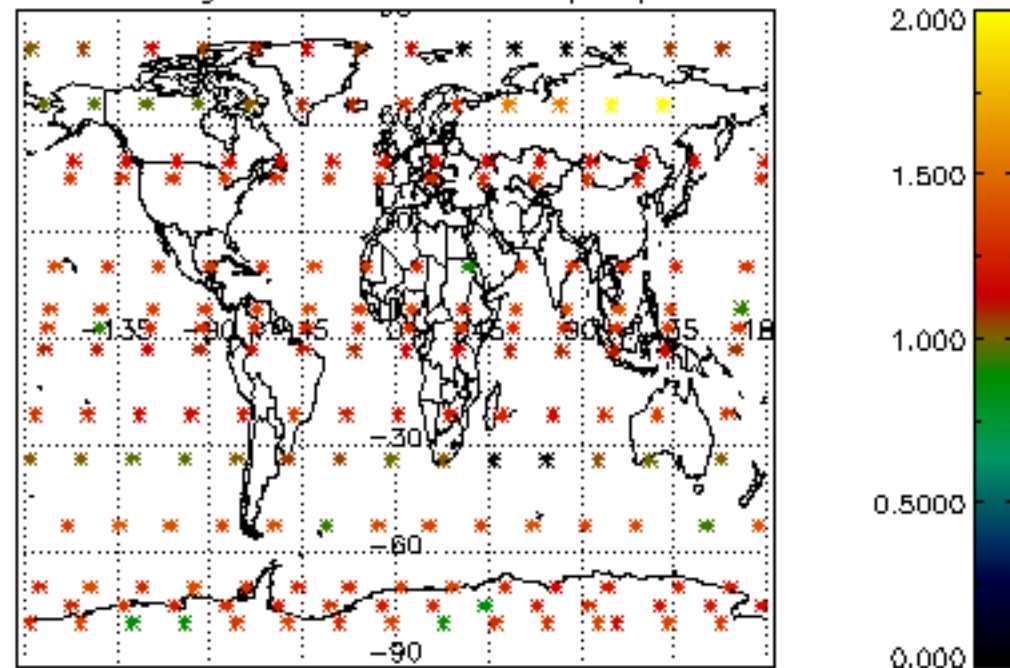
Percentage of saturation errors per profile



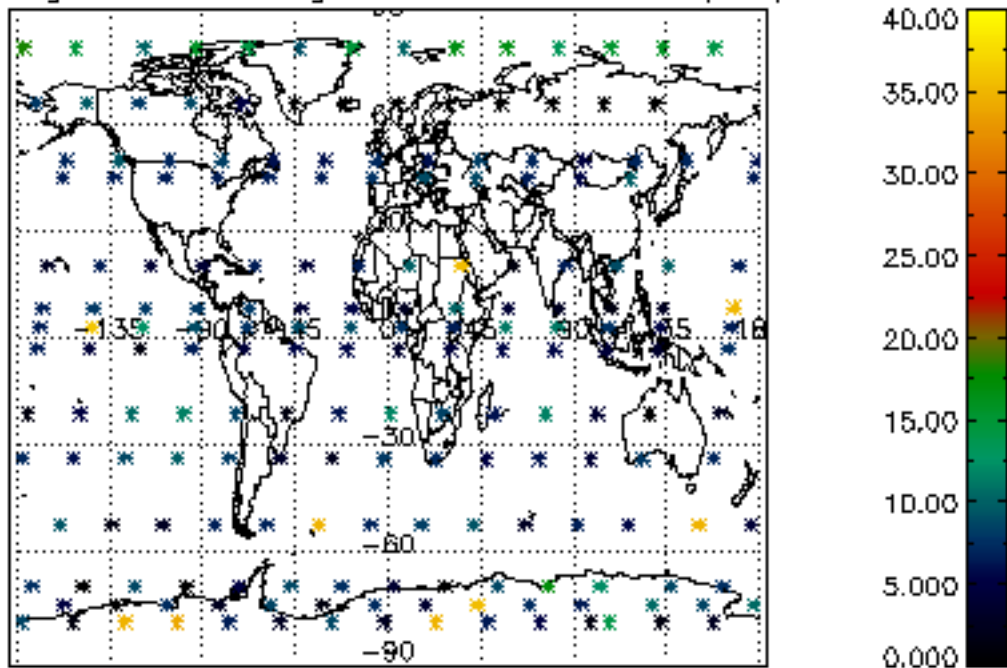
Percentage of cosmic ray hits per profile



Percentage of datation errors per profile



Percentage of star falling outside central band per profile



Percentage of saturation errors per profile

