

# GOMOS Level 2 Daily Report

## SUMMARY

### [1. General Info](#)

### [2. Summary of processed GOM\\_NL\\_2P products](#)

### [3. Level 2 Quality information per product](#)

#### [3.1 Plot of level 2 quality information per product \(time dependant\)](#)

#### [3.2 Plot of level 2 quality information per product \(world map\)](#)

### [4. Level 1 Quality information per product \(stored on level 2 products\)](#)

#### [4.1 Plot of level 1 quality information per product \(time dependant\)](#)

##### [4.1.1 Plot of level 1 quality information per product \(time dependant\): ASCENDING](#)

##### [4.1.2 Plot of level 1 quality information per product \(time dependant\): DESCENDING](#)

#### [4.2 Plot of level 1 quality information per product \(world map\)](#)

##### [4.2.1 Plot of level 1 quality information per product \(world map\): ASCENDING](#)

##### [4.2.2 Plot of level 1 quality information per product \(world map\): DESCENDING](#)

### [5. Ozone profiles based on quality statistics and other trace gas profiles](#)

#### [5.1 Ozone statistics based on quality of products](#)

#### [5.2 Plot ozone profiles for all STD \(dark without errors\)](#)

#### [5.3 Plot ozone profiles where STD < 20% \(dark without errors\)](#)

#### [5.4. Plot ozone profiles where STD < 10% \(dark without errors\)](#)

#### [5.5. Plot ozone profiles where STD < 5% \(dark without errors\)](#)

#### [5.6 Plot NO2 profiles for all STD \(dark without errors\)](#)

#### [5.7 Plot NO3 profiles for all STD \(dark without errors\)](#)

#### [5.8 Plot H2O profiles \(only for occultations of stars 1,2,3,4,13,14,16,26,63 dark without errors\) for all STD](#)

### [6. Auxiliary Data Files used for the production reported in section 2](#)

This report presents the daily analysis on parameters extracted from GOMOS level 2 data (GOM\_NL\_\_2P). It is intended to monitor some important parameters that will impact the quality of these products. A list of level 2 products (and content) that have arrived during the reporting day to the PCF is also given.

Item	Value
Time of report generation	24APR2013 11:38:21
Data source version	GOMOS/6.01
Start time of products	22-03-2011 (22MAR2011 00:00:00)
Stop time of products	23-03-2011 (23MAR2011 00:00:00)
Store outputs in DB	Yes
Nb of level 2 prods	278
Nb of prods with errors	0

## 2. Summary of processed GOM\_NL\_\_2P products.

Nr	Filename	UTC Start time	Limb	Duration	Star Id	Star Name	Star Mag	Star Temp	Nb Meas	Orbit	Prod. error
1	GOM_NL__2PRFIN20110322_000047_000000443100_00361_47358_0642.N1	22-MAR-2011 00:00:47	Bright	44.000	62	94Bet Leo	2.1360	9700.0	88	47358	No
2	GOM_NL__2PRFIN20110322_000905_000000393100_00361_47358_0643.N1	22-MAR-2011 00:09:05	Bright	39.000	174	52Psi UMa	3.0040	4400.0	78	47358	No
3	GOM_NL__2PRFIN20110322_001220_000000533100_00361_47358_0644.N1	22-MAR-2011 00:12:20	Bright	52.500	82	48Bet UMa	2.3650	10600.	105	47358	No
4	GOM_NL__2PRFIN20110322_001351_000000393100_00361_47358_0645.N1	22-MAR-2011 00:13:51	Bright	38.500	36	50Alp UMa	1.8000	6300.0	77	47358	No
5	GOM_NL__2PRFIN20110322_001545_000000463100_00361_47358_0646.N1	22-MAR-2011 00:15:45	Bright	45.500	55	79Zet UMa	2.0600	10200.	91	47358	No
6	GOM_NL__2PRFIN20110322_002040_000000373100_00361_47358_0647.N1	22-MAR-2011 00:20:40	Bright	36.500	60	7Bet UMi	2.0810	3950.0	73	47358	No
7	GOM_NL__2PRFIN20110322_002418_000000503100_00361_47358_0648.N1	22-MAR-2011 00:24:18	Bright	50.000	119	14Eta Dra	2.7270	4700.0	100	47358	No
8	GOM_NL__2PRFIN20110322_003427_000000373100_00361_47358_0649.N1	22-MAR-2011 00:34:27	Bright	36.500	19	50Alp Cyg	1.2460	10500.	73	47358	No
9	GOM_NL__2PRFIN20110322_003601_000000403100_00361_47358_0650.N1	22-MAR-2011 00:36:01	Bright	39.500	66	37Gam Cyg	2.2080	5900.0	79	47358	No
10	GOM_NL__2PRFIN20110322_003750_000000393100_00361_47358_0651.N1	22-MAR-2011 00:37:50	Bright	38.500	92	53Eps Cyg	2.5000	4500.0	77	47358	No
11	GOM_NL__2PRFIN20110322_004639_000000573100_00361_47358_0652.N1	22-MAR-2011 00:46:39	Twilight	56.500	11	53Alp Aql	0.76500	8000.0	113	47358	No
12	GOM_NL__2PRFIN20110322_005724_000000493100_00361_47358_0653.N1	22-MAR-2011 00:57:24	Dark	49.000	155	41Pi Sgr	2.9000	6600.0	98	47358	No
13	GOM_NL__2PRFIN20110322_005931_000000513100_00361_47358_0654.N1	22-MAR-2011 00:59:31	Dark	51.000	57	34Sig Sgr	2.0660	26000.	102	47358	No
14	GOM_NL__2PRFIN20110322_010114_000000573100_00361_47358_0655.N1	22-MAR-2011 01:01:14	Dark	56.500	137	22Lam Sgr	2.8240	4400.0	113	47358	No
15	GOM_NL__2PRFIN20110322_010305_000000493100_00361_47358_0656.N1	22-MAR-2011 01:03:05	Dark	49.000	38	20Eps Sgr	1.8360	11000.	98	47358	No
16	GOM_NL__2PRFIN20110322_010836_000000453100_00362_47359_0669.N1	22-MAR-2011 01:08:36	Dark	44.500	141	Bet Ara	2.8400	4600.0	89	47359	No
17	GOM_NL__2PRFIN20110322_011204_000000403100_00362_47359_0670.N1	22-MAR-2011 01:12:04	Dark	40.000	134	Bet TrA	2.8100	6600.0	80	47359	No
18	GOM_NL__2PRFIN20110322_011447_000000463100_00362_47359_0671.N1	22-MAR-2011 01:14:47	Dark	46.000	4	Alp1Cen	-0.010000	5800.0	92	47359	No
19	GOM_NL__2PRFIN20110322_011704_000000483100_00362_47359_0672.N1	22-MAR-2011 01:17:04	Dark	48.000	78	Alp Lup	2.3040	28000.	96	47359	No
20	GOM_NL__2PRFIN20110322_011836_000000493100_00362_47359_0673.N1	22-MAR-2011 01:18:36	Straylight	49.000	81	Eta Cen	2.3560	28000.	98	47359	No
21	GOM_NL__2PRFIN20110322_012045_000000423100_00362_47359_0674.N1	22-MAR-2011 01:20:45	Straylight	42.000	64	Gam Cen	2.2000	10600.	84	47359	No
22	GOM_NL__2PRFIN20110322_012306_000000473100_00362_47359_0675.N1	22-MAR-2011 01:23:06	Straylight	46.500	123	lot Cen	2.7500	10200.	93	47359	No
23	GOM_NL__2PRFIN20110322_012827_000000513100_00362_47359_0676.N1	22-MAR-2011 01:28:27	Straylight	51.000	106	9Bet Crv	2.6480	5600.0	102	47359	No
24	GOM_NL__2PRFIN20110322_013036_000000493100_00362_47359_0677.N1	22-MAR-2011 01:30:36	Twilight	48.500	100	4Gam Crv	2.5800	13100.	97	47359	No
25	GOM_NL__2PRFIN20110322_014100_000000443100_00362_47359_0678.N1	22-MAR-2011 01:41:00	Bright	43.500	62	94Bet Leo	2.1360	9700.0	87	47359	No
26	GOM_NL__2PRFIN20110322_014918_000000393100_00362_47359_0679.N1	22-MAR-2011 01:49:18	Bright	39.000	174	52Psi UMa	3.0040	4400.0	78	47359	No
27	GOM_NL__2PRFIN20110322_015234_000000373100_00362_47359_0680.N1	22-MAR-2011 01:52:34	Bright	37.000	82	48Bet UMa	2.3650	10600.	74	47359	No
28	GOM_NL__2PRFIN20110322_015405_000000363100_00362_47359_0681.N1	22-MAR-2011 01:54:05	Bright	36.000	36	50Alp UMa	1.8000	6300.0	72	47359	No
29	GOM_NL__2PRFIN20110322_015559_000000453100_00362_47359_0682.N1	22-MAR-2011 01:55:59	Bright	45.000	55	79Zet UMa	2.0600	10200.	90	47359	No
30	GOM_NL__2PRFIN20110322_020054_000000413100_00362_47359_0683.N1	22-MAR-2011 02:00:54	Bright	41.000	60	7Bet UMi	2.0810	3950.0	82	47359	No
31	GOM_NL__2PRFIN20110322_020431_000000483100_00362_47359_0684.N1	22-MAR-2011 02:04:31	Bright	48.000	119	14Eta Dra	2.7270	4700.0	96	47359	No
32	GOM_NL__2PRFIN20110322_021441_000000373100_00362_47359_0685.N1	22-MAR-2011 02:14:41	Bright	36.500	19	50Alp Cyg	1.2460	10500.	73	47359	No
33	GOM_NL__2PRFIN20110322_021616_000000413100_00362_47359_0686.N1	22-MAR-2011 02:16:16	Bright	41.000	66	37Gam Cyg	2.2080	5900.0	82	47359	No
34	GOM_NL__2PRFIN20110322_021805_000000383100_00362_47359_0687.N1	22-MAR-2011 02:18:05	Bright	38.000	92	53Eps Cyg	2.5000	4500.0	76	47359	No
35	GOM_NL__2PRFIN20110322_071523_000000373100_00365_47362_0763.N1	22-MAR-2011 07:15:23	Bright	36.500	19	50Alp Cyg	1.2460	10500.	73	47362	No
36	GOM_NL__2PRFIN20110322_071658_000000393100_00365_47362_0764.N1	22-MAR-2011 07:16:58	Bright	39.000	66	37Gam Cyg	2.2080	5900.0	78	47362	No
37	GOM_NL__2PRFIN20110322_071847_000000393100_00365_47362_0765.N1	22-MAR-2011 07:18:47	Bright	38.500	92	53Eps Cyg	2.5000	4500.0	77	47362	No
38	GOM_NL__2PRFIN20110322_072737_000000573100_00365_47362_0766.N1	22-MAR-2011 07:27:37	Twilight	57.000	11	53Alp Aql	0.76500	8000.0	114	47362	No
39	GOM_NL__2PRFIN20110322_073824_000000533100_00365_47362_0767.N1	22-MAR-2011 07:38:24	Dark	53.000	155	41Pi Sgr	2.9000	6600.0	106	47362	No
40	GOM_NL__2PRFIN20110322_074031_000000533100_00365_47362_0768.N1	22-MAR-2011 07:40:31	Dark	52.500	57	34Sig Sgr	2.0660	26000.	105	47362	No
41	GOM_NL__2PRFIN20110322_074216_000000623100_00365_47362_0769.N1	22-MAR-2011 07:42:16	Dark	61.500	137	22Lam Sgr	2.8240	4400.0	123	47362	No
42	GOM_NL__2PRFIN20110322_074405_000000553100_00365_47362_0770.N1	22-MAR-2011 07:44:05	Dark	55.000	38	20Eps Sgr	1.8360	11000.	110	47362	No

43	GOM_NL__2PRFIN20110322_074934_000000483100_00366_47363_0790.N1	22-MAR-2011 07:49:34	Dark	47.500	141	Bet Ara	2.8400	4600.0	95	47363	No
44	GOM_NL__2PRFIN20110322_075303_000000403100_00366_47363_0791.N1	22-MAR-2011 07:53:03	Dark	40.000	134	Bet TrA	2.8100	6600.0	80	47363	No
45	GOM_NL__2PRFIN20110322_075545_000000573100_00366_47363_0792.N1	22-MAR-2011 07:55:45	Dark	56.500	4	Alp1Cen	-0.010000	5800.0	113	47363	No
46	GOM_NL__2PRFIN20110322_075804_000000483100_00366_47363_0793.N1	22-MAR-2011 07:58:04	Dark	48.000	78	Alp Lup	2.3040	28000.	96	47363	No
47	GOM_NL__2PRFIN20110322_075935_000000533100_00366_47363_0794.N1	22-MAR-2011 07:59:35	Straylight	52.500	81	Eta Cen	2.3560	28000.	105	47363	No
48	GOM_NL__2PRFIN20110322_080143_000000453100_00366_47363_0795.N1	22-MAR-2011 08:01:43	Straylight	44.500	64	Gam Cen	2.2000	10600.	89	47363	No
49	GOM_NL__2PRFIN20110322_080404_000000483100_00366_47363_0796.N1	22-MAR-2011 08:04:04	Straylight	48.000	123	lot Cen	2.7500	10200.	96	47363	No
50	GOM_NL__2PRFIN20110322_080924_000000513100_00366_47363_0797.N1	22-MAR-2011 08:09:24	Straylight	51.000	106	9Bet Crv	2.6480	5600.0	102	47363	No
51	GOM_NL__2PRFIN20110322_081132_000000473100_00366_47363_0798.N1	22-MAR-2011 08:11:32	Tw_i_and_stray	46.500	100	4Gam Crv	2.5800	13100.	93	47363	No
52	GOM_NL__2PRFIN20110322_082155_000000443100_00366_47363_0799.N1	22-MAR-2011 08:21:55	Bright	44.000	62	94Bet Leo	2.1360	9700.0	88	47363	No
53	GOM_NL__2PRFIN20110322_083014_000000413100_00366_47363_0800.N1	22-MAR-2011 08:30:14	Bright	40.500	174	52Psi UMa	3.0040	4400.0	81	47363	No
54	GOM_NL__2PRFIN20110322_083330_000000393100_00366_47363_0801.N1	22-MAR-2011 08:33:30	Bright	38.500	82	48Bet UMa	2.3650	10600.	77	47363	No
55	GOM_NL__2PRFIN20110322_083500_000000393100_00366_47363_0802.N1	22-MAR-2011 08:35:00	Bright	39.000	36	50Alp UMa	1.8000	6300.0	78	47363	No
56	GOM_NL__2PRFIN20110322_083652_000000453100_00366_47363_0803.N1	22-MAR-2011 08:36:52	Bright	45.000	55	79Zet UMa	2.0600	10200.	90	47363	No
57	GOM_NL__2PRFIN20110322_084149_000000423100_00366_47363_0804.N1	22-MAR-2011 08:41:49	Bright	41.500	60	7Bet UMi	2.0810	3950.0	83	47363	No
58	GOM_NL__2PRFIN20110322_084525_000000493100_00366_47363_0805.N1	22-MAR-2011 08:45:25	Bright	49.000	119	14Eta Dra	2.7270	4700.0	98	47363	No
59	GOM_NL__2PRFIN20110322_085537_000000373100_00366_47363_0806.N1	22-MAR-2011 08:55:37	Bright	36.500	19	50Alp Cyg	1.2460	10500.	73	47363	No
60	GOM_NL__2PRFIN20110322_085712_000000423100_00366_47363_0807.N1	22-MAR-2011 08:57:12	Bright	41.500	66	37Gam Cyg	2.2080	5900.0	83	47363	No
61	GOM_NL__2PRFIN20110322_085901_000000393100_00366_47363_0808.N1	22-MAR-2011 08:59:01	Bright	39.000	92	53Eps Cyg	2.5000	4500.0	78	47363	No
62	GOM_NL__2PRFIN20110322_090752_000000563100_00366_47363_0809.N1	22-MAR-2011 09:07:52	Tw_i_and_stray	55.500	11	53Alp Aql	0.76500	8000.0	111	47363	No
63	GOM_NL__2PRFIN20110322_091839_000000503100_00366_47363_0810.N1	22-MAR-2011 09:18:39	Dark	49.500	155	41Pi Sgr	2.9000	6600.0	99	47363	No
64	GOM_NL__2PRFIN20110322_092047_000000523100_00366_47363_0811.N1	22-MAR-2011 09:20:47	Dark	51.500	57	34Sig Sgr	2.0660	26000.	103	47363	No
65	GOM_NL__2PRFIN20110322_092231_000000653100_00366_47363_0812.N1	22-MAR-2011 09:22:31	Dark	64.500	137	22Lam Sgr	2.8240	4400.0	129	47363	No
66	GOM_NL__2PRFIN20110322_092420_000000533100_00366_47363_0813.N1	22-MAR-2011 09:24:20	Dark	52.500	38	20Eps Sgr	1.8360	11000.	105	47363	No
67	GOM_NL__2PRFIN20110322_092949_000000433100_00367_47364_0823.N1	22-MAR-2011 09:29:49	Dark	42.500	141	Bet Ara	2.8400	4600.0	85	47364	No
68	GOM_NL__2PRFIN20110322_093317_000000423100_00367_47364_0824.N1	22-MAR-2011 09:33:17	Dark	42.000	134	Bet TrA	2.8100	6600.0	84	47364	No
69	GOM_NL__2PRFIN20110322_093600_000000463100_00367_47364_0825.N1	22-MAR-2011 09:36:00	Dark	45.500	4	Alp1Cen	-0.010000	5800.0	91	47364	No
70	GOM_NL__2PRFIN20110322_093818_000000473100_00367_47364_0826.N1	22-MAR-2011 09:38:18	Dark	47.000	78	Alp Lup	2.3040	28000.	94	47364	No
71	GOM_NL__2PRFIN20110322_093950_000000503100_00367_47364_0827.N1	22-MAR-2011 09:39:50	Straylight	50.000	81	Eta Cen	2.3560	28000.	100	47364	No
72	GOM_NL__2PRFIN20110322_094157_000000433100_00367_47364_0828.N1	22-MAR-2011 09:41:57	Straylight	42.500	64	Gam Cen	2.2000	10600.	85	47364	No
73	GOM_NL__2PRFIN20110322_094419_000000463100_00367_47364_0829.N1	22-MAR-2011 09:44:19	Straylight	46.000	123	lot Cen	2.7500	10200.	92	47364	No
74	GOM_NL__2PRFIN20110322_094938_000000523100_00367_47364_0830.N1	22-MAR-2011 09:49:38	Straylight	52.000	106	9Bet Crv	2.6480	5600.0	104	47364	No
75	GOM_NL__2PRFIN20110322_095146_000000473100_00367_47364_0831.N1	22-MAR-2011 09:51:46	Tw_i_and_stray	46.500	100	4Gam Crv	2.5800	13100.	93	47364	No
76	GOM_NL__2PRFIN20110322_100209_000000443100_00367_47364_0832.N1	22-MAR-2011 10:02:09	Bright	43.500	62	94Bet Leo	2.1360	9700.0	87	47364	No
77	GOM_NL__2PRFIN20110322_101028_000000403100_00367_47364_0833.N1	22-MAR-2011 10:10:28	Bright	39.500	174	52Psi UMa	3.0040	4400.0	79	47364	No
78	GOM_NL__2PRFIN20110322_101343_000000373100_00367_47364_0834.N1	22-MAR-2011 10:13:43	Bright	36.500	82	48Bet UMa	2.3650	10600.	73	47364	No
79	GOM_NL__2PRFIN20110322_101514_000000393100_00367_47364_0835.N1	22-MAR-2011 10:15:14	Bright	38.500	36	50Alp UMa	1.8000	6300.0	77	47364	No
80	GOM_NL__2PRFIN20110322_101705_000000463100_00367_47364_0836.N1	22-MAR-2011 10:17:05	Bright	45.500	55	79Zet UMa	2.0600	10200.	91	47364	No
81	GOM_NL__2PRFIN20110322_102202_000000413100_00367_47364_0837.N1	22-MAR-2011 10:22:02	Bright	41.000	60	7Bet UMi	2.0810	3950.0	82	47364	No
82	GOM_NL__2PRFIN20110322_102538_000000503100_00367_47364_0838.N1	22-MAR-2011 10:25:38	Bright	50.000	119	14Eta Dra	2.7270	4700.0	100	47364	No
83	GOM_NL__2PRFIN20110322_103551_000000403100_00367_47364_0839.N1	22-MAR-2011 10:35:51	Bright	40.000	19	50Alp Cyg	1.2460	10500.	80	47364	No
84	GOM_NL__2PRFIN20110322_103726_000000403100_00367_47364_0840.N1	22-MAR-2011 10:37:26	Bright	40.000	66	37Gam Cyg	2.2080	5900.0	80	47364	No
85	GOM_NL__2PRFIN20110322_103915_000000393100_00367_47364_0841.N1	22-MAR-2011 10:39:15	Bright	38.500	92	53Eps Cyg	2.5000	4500.0	77	47364	No
86	GOM_NL__2PRFIN20110322_104807_000000563100_00367_47364_0842.N1	22-MAR-2011 10:48:07	Tw_i_and_stray	55.500	11	53Alp Aql	0.76500	8000.0	111	47364	No
87	GOM_NL__2PRFIN20110322_105854_000000493100_00367_47364_0843.N1	22-MAR-2011 10:58:54	Dark	49.000	155	41Pi Sgr	2.9000	6600.0	98	47364	No
88	GOM_NL__2PRFIN20110322_110101_000000503100_00367_47364_0844.N1	22-MAR-2011 11:01:01	Dark	50.000	57	34Sig Sgr	2.0660	26000.	100	47364	No
89	GOM_NL__2PRFIN20110322_110246_000000563100_00367_47364_0845.N1	22-MAR-2011 11:02:46	Dark	56.000	137	22Lam Sgr	2.8240	4400.0	112	47364	No
90	GOM_NL__2PRFIN20110322_110435_000000543100_00367_47364_0846.N1	22-MAR-2011 11:04:35	Dark	53.500	38	20Eps Sgr	1.8360	11000.	107	47364	No
91	GOM_NL__2PRFIN20110322_111004_000000463100_00368_47365_0851.N1	22-MAR-2011 11:10:04	Dark	45.500	141	Bet Ara	2.8400	4600.0	91	47365	No
92	GOM_NL__2PRFIN20110322_111332_000000403100_00368_47365_0852.N1	22-MAR-2011 11:13:32	Dark	39.500	134	Bet TrA	2.8100	6600.0	79	47365	No
93	GOM_NL__2PRFIN20110322_111614_000000483100_00368_47365_0853.N1	22-MAR-2011 11:16:14	Dark	47.500	4	Alp1Cen	-0.010000	5800.0	95	47365	No
94	GOM_NL__2PRFIN20110322_111833_000000473100_00368_47365_0854.N1	22-MAR-2011 11:18:33	Dark	46.500	78	Alp Lup	2.3040	28000.	93	47365	No
95	GOM_NL__2PRFIN20110322_112005_000000493100_00368_47365_0855.N1	22-MAR-2011 11:20:05	Straylight	49.000	81	Eta Cen	2.3560	28000.	98	47365	No
96	GOM_NL__2PRFIN20110322_112211_000000413100_00368_47365_0856.N1	22-MAR-2011 11:22:11	Straylight	40.500	64	Gam Cen	2.2000	10600.	81	47365	No
97	GOM_NL__2PRFIN20110322_112433_000000493100_00368_47365_0857.N1	22-MAR-2011 11:24:33	Straylight	49.000	123	lot Cen	2.7500	10200.	98	47365	No
98	GOM_NL__2PRFIN20110322_112953_000000503100_00368_47365_0858.N1	22-MAR-2011 11:29:53	Straylight	50.000	106	9Bet Crv	2.6480	5600.0	100	47365	No
99	GOM_NL__2PRFIN20110322_113201_000000463100_00368_47365_0859.N1	22-MAR-2011 11:32:01	Tw_i_and_stray	46.000	100	4Gam Crv	2.5800	13100.	92	47365	No
100	GOM_NL__2PRFIN20110322_114223_000000423100_00368_47365_0860.N1	22-MAR-2011 11:42:23	Bright	42.000	62	94Bet Leo	2.1360	9700.0	84	47365	No
101	GOM_NL__2PRFIN20110322_115041_000000393100_00368_47365_0861.N1	22-MAR-2011 11:50:41	Bright	39.000	174	52Psi UMa	3.0040	4400.0	78	47365	No

102	GOM_NL__2PRFIN20110322_115357_000000363100_00368_47365_0862.N1	22-MAR-2011 11:53:57	Bright	35.500	82	48Bet UMa	2.3650	10600.	71	47365	No
103	GOM_NL__2PRFIN20110322_115528_000000393100_00368_47365_0863.N1	22-MAR-2011 11:55:28	Bright	39.000	36	50Alp UMa	1.8000	6300.0	78	47365	No
104	GOM_NL__2PRFIN20110322_115718_000000463100_00368_47365_0864.N1	22-MAR-2011 11:57:18	Bright	46.000	55	79Zet UMa	2.0600	10200.	92	47365	No
105	GOM_NL__2PRFIN20110322_120216_000000423100_00368_47365_0865.N1	22-MAR-2011 12:02:16	Bright	41.500	60	7Bet UMi	2.0810	3950.0	83	47365	No
106	GOM_NL__2PRFIN20110322_121605_000000383100_00368_47365_0866.N1	22-MAR-2011 12:16:05	Bright	38.000	19	50Alp Cyg	1.2460	10500.	76	47365	No
107	GOM_NL__2PRFIN20110322_121740_000000403100_00368_47365_0867.N1	22-MAR-2011 12:17:40	Bright	40.000	66	37Gam Cyg	2.2080	5900.0	80	47365	No
108	GOM_NL__2PRFIN20110322_121929_000000563100_00368_47365_0868.N1	22-MAR-2011 12:19:29	Bright	56.000	92	53Eps Cyg	2.5000	4500.0	112	47365	No
109	GOM_NL__2PRFIN20110322_122821_000000553100_00368_47365_0869.N1	22-MAR-2011 12:28:21	Twilight	55.000	11	53Alp Aql	0.76500	8000.0	110	47365	No
110	GOM_NL__2PRFIN20110322_123909_000000553100_00368_47365_0870.N1	22-MAR-2011 12:39:09	Dark	54.500	155	41Pi Sgr	2.9000	6600.0	109	47365	No
111	GOM_NL__2PRFIN20110322_124116_000000503100_00368_47365_0871.N1	22-MAR-2011 12:41:16	Dark	50.000	57	34Sig Sgr	2.0660	26000.	100	47365	No
112	GOM_NL__2PRFIN20110322_124301_000000603100_00368_47365_0872.N1	22-MAR-2011 12:43:01	Dark	60.000	137	22Lam Sgr	2.8240	4400.0	120	47365	No
113	GOM_NL__2PRFIN20110322_124450_000000513100_00368_47365_0873.N1	22-MAR-2011 12:44:50	Dark	50.500	38	20Eps Sgr	1.8360	11000.	101	47365	No
114	GOM_NL__2PRFIN20110322_125019_000000453100_00369_47366_0909.N1	22-MAR-2011 12:50:19	Dark	44.500	141	Bet Ara	2.8400	4600.0	89	47366	No
115	GOM_NL__2PRFIN20110322_125346_000000393100_00369_47366_0910.N1	22-MAR-2011 12:53:46	Dark	38.500	134	Bet TrA	2.8100	6600.0	77	47366	No
116	GOM_NL__2PRFIN20110322_125629_000000433100_00369_47366_0911.N1	22-MAR-2011 12:56:29	Dark	43.000	4	Alp1Cen	-0.010000	5800.0	86	47366	No
117	GOM_NL__2PRFIN20110322_125848_000000483100_00369_47366_0912.N1	22-MAR-2011 12:58:48	Dark	47.500	78	Alp Lup	2.3040	28000.	95	47366	No
118	GOM_NL__2PRFIN20110322_130020_000000503100_00369_47366_0913.N1	22-MAR-2011 13:00:20	Straylight	49.500	81	Eta Cen	2.3560	28000.	99	47366	No
119	GOM_NL__2PRFIN20110322_130226_000000403100_00369_47366_0914.N1	22-MAR-2011 13:02:26	Straylight	39.500	64	Gam Cen	2.2000	10600.	79	47366	No
120	GOM_NL__2PRFIN20110322_130448_000000453100_00369_47366_0915.N1	22-MAR-2011 13:04:48	Straylight	44.500	123	lot Cen	2.7500	10200.	89	47366	No
121	GOM_NL__2PRFIN20110322_131007_000000503100_00369_47366_0916.N1	22-MAR-2011 13:10:07	Straylight	49.500	106	9Bet Crv	2.6480	5600.0	99	47366	No
122	GOM_NL__2PRFIN20110322_131215_000000473100_00369_47366_0917.N1	22-MAR-2011 13:12:15	Twilight	47.000	100	4Gam Crv	2.5800	13100.	94	47366	No
123	GOM_NL__2PRFIN20110322_132237_000000433100_00369_47366_0918.N1	22-MAR-2011 13:22:37	Bright	43.000	62	94Bet Leo	2.1360	9700.0	86	47366	No
124	GOM_NL__2PRFIN20110322_133055_000000403100_00369_47366_0919.N1	22-MAR-2011 13:30:55	Bright	40.000	174	52Psi UMa	3.0040	4400.0	80	47366	No
125	GOM_NL__2PRFIN20110322_133411_000000393100_00369_47366_0920.N1	22-MAR-2011 13:34:11	Bright	39.000	82	48Bet UMa	2.3650	10600.	78	47366	No
126	GOM_NL__2PRFIN20110322_133542_000000403100_00369_47366_0921.N1	22-MAR-2011 13:35:42	Bright	39.500	36	50Alp UMa	1.8000	6300.0	79	47366	No
127	GOM_NL__2PRFIN20110322_133732_000000473100_00369_47366_0922.N1	22-MAR-2011 13:37:32	Bright	46.500	55	79Zet UMa	2.0600	10200.	93	47366	No
128	GOM_NL__2PRFIN20110322_134229_000000413100_00369_47366_0923.N1	22-MAR-2011 13:42:29	Bright	41.000	60	7Bet UMi	2.0810	3950.0	82	47366	No
129	GOM_NL__2PRFIN20110322_134605_000000493100_00369_47366_0924.N1	22-MAR-2011 13:46:05	Bright	49.000	119	14Eta Dra	2.7270	4700.0	98	47366	No
130	GOM_NL__2PRFIN20110322_135619_000000393100_00369_47366_0925.N1	22-MAR-2011 13:56:19	Bright	38.500	19	50Alp Cyg	1.2460	10500.	77	47366	No
131	GOM_NL__2PRFIN20110322_135754_000000413100_00369_47366_0926.N1	22-MAR-2011 13:57:54	Bright	40.500	66	37Gam Cyg	2.2080	5900.0	81	47366	No
132	GOM_NL__2PRFIN20110322_135943_000000403100_00369_47366_0927.N1	22-MAR-2011 13:59:43	Bright	40.000	92	53Eps Cyg	2.5000	4500.0	80	47366	No
133	GOM_NL__2PRFIN20110322_140836_000000563100_00369_47366_0928.N1	22-MAR-2011 14:08:36	Twilight	56.000	11	53Alp Aql	0.76500	8000.0	112	47366	No
134	GOM_NL__2PRFIN20110322_141924_000000503100_00369_47366_0929.N1	22-MAR-2011 14:19:24	Dark	49.500	155	41Pi Sgr	2.9000	6600.0	99	47366	No
135	GOM_NL__2PRFIN20110322_142131_000000493100_00369_47366_0930.N1	22-MAR-2011 14:21:31	Dark	49.000	57	34Sig Sgr	2.0660	26000.	98	47366	No
136	GOM_NL__2PRFIN20110322_142317_000000563100_00369_47366_0931.N1	22-MAR-2011 14:23:17	Dark	56.000	137	22Lam Sgr	2.8240	4400.0	112	47366	No
137	GOM_NL__2PRFIN20110322_142505_000000523100_00369_47366_0932.N1	22-MAR-2011 14:25:05	Dark	51.500	38	20Eps Sgr	1.8360	11000.	103	47366	No
138	GOM_NL__2PRFIN20110322_143033_000000453100_00370_47367_0923.N1	22-MAR-2011 14:30:33	Dark	44.500	141	Bet Ara	2.8400	4600.0	89	47367	No
139	GOM_NL__2PRFIN20110322_143400_000000403100_00370_47367_0924.N1	22-MAR-2011 14:34:00	Dark	39.500	134	Bet TrA	2.8100	6600.0	79	47367	No
140	GOM_NL__2PRFIN20110322_143643_000000443100_00370_47367_0925.N1	22-MAR-2011 14:36:43	Dark	44.000	4	Alp1Cen	-0.010000	5800.0	88	47367	No
141	GOM_NL__2PRFIN20110322_143902_000000473100_00370_47367_0926.N1	22-MAR-2011 14:39:02	Dark	46.500	78	Alp Lup	2.3040	28000.	93	47367	No
142	GOM_NL__2PRFIN20110322_144034_000000503100_00370_47367_0927.N1	22-MAR-2011 14:40:34	Straylight	50.000	81	Eta Cen	2.3560	28000.	100	47367	No
143	GOM_NL__2PRFIN20110322_144240_000000433100_00370_47367_0928.N1	22-MAR-2011 14:42:40	Straylight	43.000	64	Gam Cen	2.2000	10600.	86	47367	No
144	GOM_NL__2PRFIN20110322_144502_000000473100_00370_47367_0929.N1	22-MAR-2011 14:45:02	Straylight	47.000	123	lot Cen	2.7500	10200.	94	47367	No
145	GOM_NL__2PRFIN20110322_145021_000000523100_00370_47367_0930.N1	22-MAR-2011 14:50:21	Straylight	52.000	106	9Bet Crv	2.6480	5600.0	104	47367	No
146	GOM_NL__2PRFIN20110322_145229_000000483100_00370_47367_0931.N1	22-MAR-2011 14:52:29	Twilight	47.500	100	4Gam Crv	2.5800	13100.	95	47367	No
147	GOM_NL__2PRFIN20110322_150250_000000433100_00370_47367_0932.N1	22-MAR-2011 15:02:50	Bright	42.500	62	94Bet Leo	2.1360	9700.0	85	47367	No
148	GOM_NL__2PRFIN20110322_151109_000000373100_00370_47367_0933.N1	22-MAR-2011 15:11:09	Bright	37.000	174	52Psi UMa	3.0040	4400.0	74	47367	No
149	GOM_NL__2PRFIN20110322_151425_000000363100_00370_47367_0934.N1	22-MAR-2011 15:14:25	Bright	36.000	82	48Bet UMa	2.3650	10600.	72	47367	No
150	GOM_NL__2PRFIN20110322_151556_000000403100_00370_47367_0935.N1	22-MAR-2011 15:15:56	Bright	39.500	36	50Alp UMa	1.8000	6300.0	79	47367	No
151	GOM_NL__2PRFIN20110322_151745_000000463100_00370_47367_0936.N1	22-MAR-2011 15:17:45	Bright	45.500	55	79Zet UMa	2.0600	10200.	91	47367	No
152	GOM_NL__2PRFIN20110322_152243_000000413100_00370_47367_0937.N1	22-MAR-2011 15:22:43	Bright	40.500	60	7Bet UMi	2.0810	3950.0	81	47367	No
153	GOM_NL__2PRFIN20110322_152618_000000483100_00370_47367_0938.N1	22-MAR-2011 15:26:18	Bright	48.000	119	14Eta Dra	2.7270	4700.0	96	47367	No
154	GOM_NL__2PRFIN20110322_153633_000000373100_00370_47367_0939.N1	22-MAR-2011 15:36:33	Bright	37.000	19	50Alp Cyg	1.2460	10500.	74	47367	No
155	GOM_NL__2PRFIN20110322_153808_000000383100_00370_47367_0940.N1	22-MAR-2011 15:38:08	Bright	38.000	66	37Gam Cyg	2.2080	5900.0	76	47367	No
156	GOM_NL__2PRFIN20110322_153957_000000563100_00370_47367_0941.N1	22-MAR-2011 15:39:57	Bright	56.000	92	53Eps Cyg	2.5000	4500.0	112	47367	No
157	GOM_NL__2PRFIN20110322_154850_000000623100_00370_47367_0942.N1	22-MAR-2011 15:48:50	Twilight	62.000	11	53Alp Aql	0.76500	8000.0	124	47367	No
158	GOM_NL__2PRFIN20110322_155939_000000503100_00370_47367_0943.N1	22-MAR-2011 15:59:39	Dark	50.000	155	41Pi Sgr	2.9000	6600.0	100	47367	No
159	GOM_NL__2PRFIN20110322_160147_000000563100_00370_47367_0944.N1	22-MAR-2011 16:01:47	Dark	55.500	57	34Sig Sgr	2.0660	26000.	111	47367	No
160	GOM_NL__2PRFIN20110322_160332_000000573100_00370_47367_0945.N1	22-MAR-2011 16:03:32	Dark	57.000	137	22Lam Sgr	2.8240	4400.0	114	47367	No



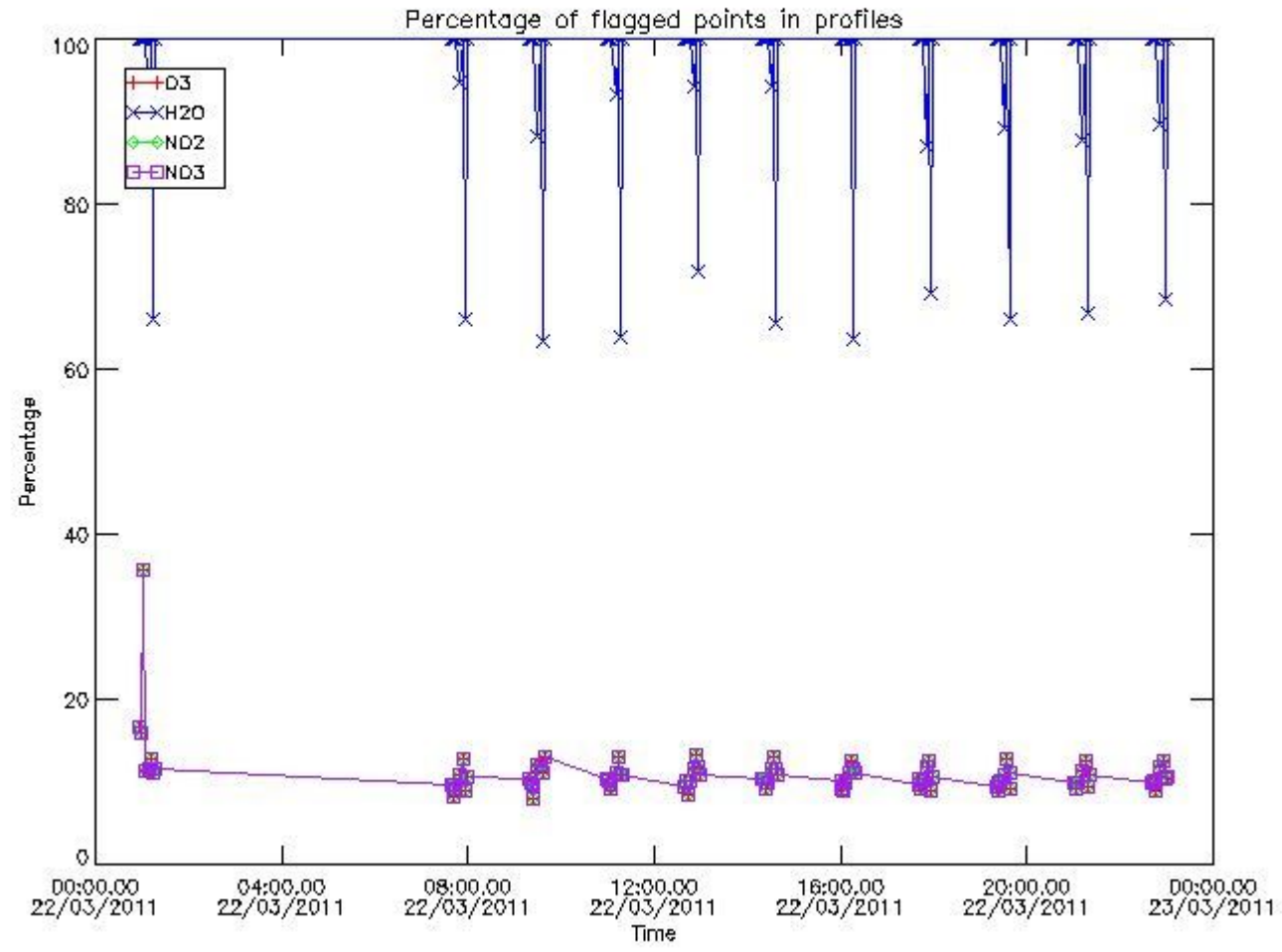
161	GOM_NL__2PRFIN20110322_160520_000000513100_00370_47367_0946.N1	22-MAR-2011 16:05:20	Dark	51.000	38	20Eps Sgr	1.8360	11000.	102	47367	No
162	GOM_NL__2PRFIN20110322_161048_000000463100_00371_47368_0953.N1	22-MAR-2011 16:10:48	Dark	46.000	141	Bet Ara	2.8400	4600.0	92	47368	No
163	GOM_NL__2PRFIN20110322_161415_000000413100_00371_47368_0954.N1	22-MAR-2011 16:14:15	Dark	40.500	134	Bet TrA	2.8100	6600.0	81	47368	No
164	GOM_NL__2PRFIN20110322_161658_000000453100_00371_47368_0955.N1	22-MAR-2011 16:16:58	Dark	44.500	4	Alp1Cen	-0.010000	5800.0	89	47368	No
165	GOM_NL__2PRFIN20110322_161917_000000463100_00371_47368_0956.N1	22-MAR-2011 16:19:17	Dark	45.500	78	Alp Lup	2.3040	28000.	91	47368	No
166	GOM_NL__2PRFIN20110322_162049_000000523100_00371_47368_0957.N1	22-MAR-2011 16:20:49	Straylight	51.500	81	Eta Cen	2.3560	28000.	103	47368	No
167	GOM_NL__2PRFIN20110322_162254_000000433100_00371_47368_0958.N1	22-MAR-2011 16:22:54	Straylight	42.500	64	Gam Cen	2.2000	10600.	85	47368	No
168	GOM_NL__2PRFIN20110322_162517_000000493100_00371_47368_0959.N1	22-MAR-2011 16:25:17	Straylight	49.000	123	lot Cen	2.7500	10200.	98	47368	No
169	GOM_NL__2PRFIN20110322_163035_000000513100_00371_47368_0960.N1	22-MAR-2011 16:30:35	Straylight	51.000	106	9Bet Crv	2.6480	5600.0	102	47368	No
170	GOM_NL__2PRFIN20110322_163243_000000473100_00371_47368_0961.N1	22-MAR-2011 16:32:43	Tw_i_and_stray	47.000	100	4Gam Crv	2.5800	13100.	94	47368	No
171	GOM_NL__2PRFIN20110322_164304_000000433100_00371_47368_0962.N1	22-MAR-2011 16:43:04	Bright	43.000	62	94Bet Leo	2.1360	9700.0	86	47368	No
172	GOM_NL__2PRFIN20110322_165123_000000383100_00371_47368_0963.N1	22-MAR-2011 16:51:23	Bright	38.000	174	52Psi UMa	3.0040	4400.0	76	47368	No
173	GOM_NL__2PRFIN20110322_165439_000000383100_00371_47368_0964.N1	22-MAR-2011 16:54:39	Bright	37.500	82	48Bet UMa	2.3650	10600.	75	47368	No
174	GOM_NL__2PRFIN20110322_165610_000000383100_00371_47368_0965.N1	22-MAR-2011 16:56:10	Bright	38.000	36	50Alp UMa	1.8000	6300.0	76	47368	No
175	GOM_NL__2PRFIN20110322_165758_000000463100_00371_47368_0966.N1	22-MAR-2011 16:57:58	Bright	45.500	55	79Zet UMa	2.0600	10200.	91	47368	No
176	GOM_NL__2PRFIN20110322_170257_000000423100_00371_47368_0967.N1	22-MAR-2011 17:02:57	Bright	42.000	60	7Bet UMi	2.0810	3950.0	84	47368	No
177	GOM_NL__2PRFIN20110322_170631_000000483100_00371_47368_0968.N1	22-MAR-2011 17:06:31	Bright	48.000	119	14Eta Dra	2.7270	4700.0	96	47368	No
178	GOM_NL__2PRFIN20110322_171647_000000413100_00371_47368_0969.N1	22-MAR-2011 17:16:47	Bright	41.000	19	50Alp Cyg	1.2460	10500.	82	47368	No
179	GOM_NL__2PRFIN20110322_171822_000000423100_00371_47368_0970.N1	22-MAR-2011 17:18:22	Bright	42.000	66	37Gam Cyg	2.2080	5900.0	84	47368	No
180	GOM_NL__2PRFIN20110322_172012_000000383100_00371_47368_0971.N1	22-MAR-2011 17:20:12	Bright	37.500	92	53Eps Cyg	2.5000	4500.0	75	47368	No
181	GOM_NL__2PRFIN20110322_172905_000000583100_00371_47368_0972.N1	22-MAR-2011 17:29:05	Tw_i_and_stray	57.500	11	53Alp Aql	0.76500	8000.0	115	47368	No
182	GOM_NL__2PRFIN20110322_173954_000000533100_00371_47368_0973.N1	22-MAR-2011 17:39:54	Dark	52.500	155	41Pi Sgr	2.9000	6600.0	105	47368	No
183	GOM_NL__2PRFIN20110322_174202_000000503100_00371_47368_0974.N1	22-MAR-2011 17:42:02	Dark	49.500	57	34Sig Sgr	2.0660	26000.	99	47368	No
184	GOM_NL__2PRFIN20110322_174348_000000563100_00371_47368_0975.N1	22-MAR-2011 17:43:48	Dark	55.500	137	22Lam Sgr	2.8240	4400.0	111	47368	No
185	GOM_NL__2PRFIN20110322_174536_000000503100_00371_47368_0976.N1	22-MAR-2011 17:45:36	Dark	50.000	38	20Eps Sgr	1.8360	11000.	100	47368	No
186	GOM_NL__2PRFIN20110322_175103_000000433100_00372_47369_0977.N1	22-MAR-2011 17:51:03	Dark	43.000	141	Bet Ara	2.8400	4600.0	86	47369	No
187	GOM_NL__2PRFIN20110322_175430_000000413100_00372_47369_0978.N1	22-MAR-2011 17:54:30	Dark	40.500	134	Bet TrA	2.8100	6600.0	81	47369	No
188	GOM_NL__2PRFIN20110322_175712_000000573100_00372_47369_0979.N1	22-MAR-2011 17:57:12	Dark	57.000	4	Alp1Cen	-0.010000	5800.0	114	47369	No
189	GOM_NL__2PRFIN20110322_175932_000000493100_00372_47369_0980.N1	22-MAR-2011 17:59:32	Dark	48.500	78	Alp Lup	2.3040	28000.	97	47369	No
190	GOM_NL__2PRFIN20110322_180104_000000493100_00372_47369_0981.N1	22-MAR-2011 18:01:04	Straylight	48.500	81	Eta Cen	2.3560	28000.	97	47369	No
191	GOM_NL__2PRFIN20110322_180309_000000453100_00372_47369_0982.N1	22-MAR-2011 18:03:09	Straylight	44.500	64	Gam Cen	2.2000	10600.	89	47369	No
192	GOM_NL__2PRFIN20110322_180531_000000483100_00372_47369_0983.N1	22-MAR-2011 18:05:31	Straylight	48.000	123	lot Cen	2.7500	10200.	96	47369	No
193	GOM_NL__2PRFIN20110322_181050_000000493100_00372_47369_0984.N1	22-MAR-2011 18:10:50	Straylight	49.000	106	9Bet Crv	2.6480	5600.0	98	47369	No
194	GOM_NL__2PRFIN20110322_181257_000000473100_00372_47369_0985.N1	22-MAR-2011 18:12:57	Tw_i_and_stray	47.000	100	4Gam Crv	2.5800	13100.	94	47369	No
195	GOM_NL__2PRFIN20110322_182318_000000433100_00372_47369_0986.N1	22-MAR-2011 18:23:18	Bright	43.000	62	94Bet Leo	2.1360	9700.0	86	47369	No
196	GOM_NL__2PRFIN20110322_183137_000000403100_00372_47369_0987.N1	22-MAR-2011 18:31:37	Bright	40.000	174	52Psi UMa	3.0040	4400.0	80	47369	No
197	GOM_NL__2PRFIN20110322_183452_000000553100_00372_47369_0988.N1	22-MAR-2011 18:34:52	Bright	55.000	82	48Bet UMa	2.3650	10600.	110	47369	No
198	GOM_NL__2PRFIN20110322_183623_000000403100_00372_47369_0989.N1	22-MAR-2011 18:36:23	Bright	39.500	36	50Alp UMa	1.8000	6300.0	79	47369	No
199	GOM_NL__2PRFIN20110322_183812_000000463100_00372_47369_0990.N1	22-MAR-2011 18:38:12	Bright	46.000	55	79Zet UMa	2.0600	10200.	92	47369	No
200	GOM_NL__2PRFIN20110322_184310_000000433100_00372_47369_0991.N1	22-MAR-2011 18:43:10	Bright	42.500	60	7Bet UMi	2.0810	3950.0	85	47369	No
201	GOM_NL__2PRFIN20110322_184645_000000513100_00372_47369_0992.N1	22-MAR-2011 18:46:45	Bright	50.500	119	14Eta Dra	2.7270	4700.0	101	47369	No
202	GOM_NL__2PRFIN20110322_185701_000000373100_00372_47369_0993.N1	22-MAR-2011 18:57:01	Bright	36.500	19	50Alp Cyg	1.2460	10500.	73	47369	No
203	GOM_NL__2PRFIN20110322_185836_000000393100_00372_47369_0994.N1	22-MAR-2011 18:58:36	Bright	38.500	66	37Gam Cyg	2.2080	5900.0	77	47369	No
204	GOM_NL__2PRFIN20110322_190025_000000413100_00372_47369_0995.N1	22-MAR-2011 19:00:25	Bright	40.500	92	53Eps Cyg	2.5000	4500.0	81	47369	No
205	GOM_NL__2PRFIN20110322_190919_000000563100_00372_47369_0996.N1	22-MAR-2011 19:09:19	Tw_i_and_stray	56.000	11	53Alp Aql	0.76500	8000.0	112	47369	No
206	GOM_NL__2PRFIN20110322_192009_000000553100_00372_47369_0997.N1	22-MAR-2011 19:20:09	Dark	54.500	155	41Pi Sgr	2.9000	6600.0	109	47369	No
207	GOM_NL__2PRFIN20110322_192217_000000523100_00372_47369_0998.N1	22-MAR-2011 19:22:17	Dark	52.000	57	34Sig Sgr	2.0660	26000.	104	47369	No
208	GOM_NL__2PRFIN20110322_192403_000000583100_00372_47369_0999.N1	22-MAR-2011 19:24:03	Dark	57.500	137	22Lam Sgr	2.8240	4400.0	115	47369	No
209	GOM_NL__2PRFIN20110322_192551_000000513100_00372_47369_1000.N1	22-MAR-2011 19:25:51	Dark	50.500	38	20Eps Sgr	1.8360	11000.	101	47369	No
210	GOM_NL__2PRFIN20110322_193118_000000473100_00373_47370_1010.N1	22-MAR-2011 19:31:18	Dark	46.500	141	Bet Ara	2.8400	4600.0	93	47370	No
211	GOM_NL__2PRFIN20110322_193444_000000403100_00373_47370_1011.N1	22-MAR-2011 19:34:44	Dark	40.000	134	Bet TrA	2.8100	6600.0	80	47370	No
212	GOM_NL__2PRFIN20110322_193727_000000553100_00373_47370_1012.N1	22-MAR-2011 19:37:27	Dark	55.000	4	Alp1Cen	-0.010000	5800.0	110	47370	No
213	GOM_NL__2PRFIN20110322_193947_000000463100_00373_47370_1013.N1	22-MAR-2011 19:39:47	Dark	46.000	78	Alp Lup	2.3040	28000.	92	47370	No
214	GOM_NL__2PRFIN20110322_194119_000000523100_00373_47370_1014.N1	22-MAR-2011 19:41:19	Straylight	51.500	81	Eta Cen	2.3560	28000.	103	47370	No
215	GOM_NL__2PRFIN20110322_194323_000000413100_00373_47370_1015.N1	22-MAR-2011 19:43:23	Straylight	41.000	64	Gam Cen	2.2000	10600.	82	47370	No
216	GOM_NL__2PRFIN20110322_194546_000000483100_00373_47370_1016.N1	22-MAR-2011 19:45:46	Straylight	48.000	123	lot Cen	2.7500	10200.	96	47370	No
217	GOM_NL__2PRFIN20110322_195104_000000493100_00373_47370_1017.N1	22-MAR-2011 19:51:04	Straylight	48.500	106	9Bet Crv	2.6480	5600.0	97	47370	No
218	GOM_NL__2PRFIN20110322_195312_000000473100_00373_47370_1018.N1	22-MAR-2011 19:53:12	Tw_i_and_stray	47.000	100	4Gam Crv	2.5800	13100.	94	47370	No
219	GOM_NL__2PRFIN20110322_200332_000000423100_00373_47370_1019.N1	22-MAR-2011 20:03:32	Bright	42.000	62	94Bet Leo	2.1360	9700.0	84	47370	No

220	GOM_NL__2PRFIN20110322_201150_000000403100_00373_47370_1020.N1	22-MAR-2011 20:11:50	Bright	40.000	174	52Psi UMa	3.0040	4400.0	80	47370	No
221	GOM_NL__2PRFIN20110322_201506_000000393100_00373_47370_1021.N1	22-MAR-2011 20:15:06	Bright	38.500	82	48Bet UMa	2.3650	10600.	77	47370	No
222	GOM_NL__2PRFIN20110322_201637_000000403100_00373_47370_1022.N1	22-MAR-2011 20:16:37	Bright	40.000	36	50Alp UMa	1.8000	6300.0	80	47370	No
223	GOM_NL__2PRFIN20110322_201825_000000443100_00373_47370_1023.N1	22-MAR-2011 20:18:25	Bright	43.500	55	79Zet UMa	2.0600	10200.	87	47370	No
224	GOM_NL__2PRFIN20110322_202324_000000433100_00373_47370_1024.N1	22-MAR-2011 20:23:24	Bright	42.500	60	7Bet UMi	2.0810	3950.0	85	47370	No
225	GOM_NL__2PRFIN20110322_202658_000000453100_00373_47370_1025.N1	22-MAR-2011 20:26:58	Bright	44.500	119	14Eta Dra	2.7270	4700.0	89	47370	No
226	GOM_NL__2PRFIN20110322_203207_000000383100_00373_47370_1026.N1	22-MAR-2011 20:32:07	Bright	37.500	89	5Alp Cep	2.4510	8000.0	75	47370	No
227	GOM_NL__2PRFIN20110322_203715_000000393100_00373_47370_1027.N1	22-MAR-2011 20:37:15	Bright	39.000	19	50Alp Cyg	1.2460	10500.	78	47370	No
228	GOM_NL__2PRFIN20110322_203850_000000423100_00373_47370_1028.N1	22-MAR-2011 20:38:50	Bright	41.500	66	37Gam Cyg	2.2080	5900.0	83	47370	No
229	GOM_NL__2PRFIN20110322_204040_000000563100_00373_47370_1029.N1	22-MAR-2011 20:40:40	Bright	56.000	92	53Eps Cyg	2.5000	4500.0	112	47370	No
230	GOM_NL__2PRFIN20110322_204934_000000593100_00373_47370_1030.N1	22-MAR-2011 20:49:34	Twilight	58.500	11	53Alp Aql	0.76500	8000.0	117	47370	No
231	GOM_NL__2PRFIN20110322_210024_000000523100_00373_47370_1031.N1	22-MAR-2011 21:00:24	Dark	51.500	155	41Pi Sgr	2.9000	6600.0	103	47370	No
232	GOM_NL__2PRFIN20110322_210232_000000513100_00373_47370_1032.N1	22-MAR-2011 21:02:32	Dark	51.000	57	34Sig Sgr	2.0660	26000.	102	47370	No
233	GOM_NL__2PRFIN20110322_210418_000000563100_00373_47370_1033.N1	22-MAR-2011 21:04:18	Dark	55.500	137	22Lam Sgr	2.8240	4400.0	111	47370	No
234	GOM_NL__2PRFIN20110322_210606_000000523100_00373_47370_1034.N1	22-MAR-2011 21:06:06	Dark	52.000	38	20Eps Sgr	1.8360	11000.	104	47370	No
235	GOM_NL__2PRFIN20110322_211132_000000453100_00374_47371_1060.N1	22-MAR-2011 21:11:32	Dark	45.000	141	Bet Ara	2.8400	4600.0	90	47371	No
236	GOM_NL__2PRFIN20110322_211459_000000413100_00374_47371_1061.N1	22-MAR-2011 21:14:59	Dark	41.000	134	Bet TrA	2.8100	6600.0	82	47371	No
237	GOM_NL__2PRFIN20110322_211741_000000553100_00374_47371_1062.N1	22-MAR-2011 21:17:41	Dark	54.500	4	Alp1Cen	-0.010000	5800.0	109	47371	No
238	GOM_NL__2PRFIN20110322_212001_000000473100_00374_47371_1063.N1	22-MAR-2011 21:20:01	Dark	46.500	78	Alp Lup	2.3040	28000.	93	47371	No
239	GOM_NL__2PRFIN20110322_212134_000000503100_00374_47371_1064.N1	22-MAR-2011 21:21:34	Straylight	50.000	81	Eta Cen	2.3560	28000.	100	47371	No
240	GOM_NL__2PRFIN20110322_212338_000000443100_00374_47371_1065.N1	22-MAR-2011 21:23:38	Straylight	44.000	64	Gam Cen	2.2000	10600.	88	47371	No
241	GOM_NL__2PRFIN20110322_212600_000000473100_00374_47371_1066.N1	22-MAR-2011 21:26:00	Straylight	47.000	123	lot Cen	2.7500	10200.	94	47371	No
242	GOM_NL__2PRFIN20110322_213118_000000463100_00374_47371_1067.N1	22-MAR-2011 21:31:18	Straylight	46.000	106	9Bet Crv	2.6480	5600.0	92	47371	No
243	GOM_NL__2PRFIN20110322_213326_000000483100_00374_47371_1068.N1	22-MAR-2011 21:33:26	Twilight	48.000	100	4Gam Crv	2.5800	13100.	96	47371	No
244	GOM_NL__2PRFIN20110322_214345_000000443100_00374_47371_1069.N1	22-MAR-2011 21:43:45	Bright	43.500	62	94Bet Leo	2.1360	9700.0	87	47371	No
245	GOM_NL__2PRFIN20110322_215204_000000563100_00374_47371_1070.N1	22-MAR-2011 21:52:04	Bright	56.000	174	52Psi UMa	3.0040	4400.0	112	47371	No
246	GOM_NL__2PRFIN20110322_215520_000000383100_00374_47371_1071.N1	22-MAR-2011 21:55:20	Bright	38.000	82	48Bet UMa	2.3650	10600.	76	47371	No
247	GOM_NL__2PRFIN20110322_215651_000000403100_00374_47371_1072.N1	22-MAR-2011 21:56:51	Bright	39.500	36	50Alp UMa	1.8000	6300.0	79	47371	No
248	GOM_NL__2PRFIN20110322_215838_000000443100_00374_47371_1073.N1	22-MAR-2011 21:58:38	Bright	44.000	55	79Zet UMa	2.0600	10200.	88	47371	No
249	GOM_NL__2PRFIN20110322_220338_000000423100_00374_47371_1074.N1	22-MAR-2011 22:03:38	Bright	42.000	60	7Bet UMi	2.0810	3950.0	84	47371	No
250	GOM_NL__2PRFIN20110322_220712_000000473100_00374_47371_1075.N1	22-MAR-2011 22:07:12	Bright	46.500	119	14Eta Dra	2.7270	4700.0	93	47371	No
251	GOM_NL__2PRFIN20110322_221221_000000343100_00374_47371_1076.N1	22-MAR-2011 22:12:21	Bright	34.000	89	5Alp Cep	2.4510	8000.0	68	47371	No
252	GOM_NL__2PRFIN20110322_221729_000000373100_00374_47371_1077.N1	22-MAR-2011 22:17:29	Bright	37.000	19	50Alp Cyg	1.2460	10500.	74	47371	No
253	GOM_NL__2PRFIN20110322_221904_000000383100_00374_47371_1078.N1	22-MAR-2011 22:19:04	Bright	38.000	66	37Gam Cyg	2.2080	5900.0	76	47371	No
254	GOM_NL__2PRFIN20110322_222054_000000563100_00374_47371_1079.N1	22-MAR-2011 22:20:54	Bright	56.000	92	53Eps Cyg	2.5000	4500.0	112	47371	No
255	GOM_NL__2PRFIN20110322_222948_000000563100_00374_47371_1080.N1	22-MAR-2011 22:29:48	Twilight	56.000	11	53Alp Aql	0.76500	8000.0	112	47371	No
256	GOM_NL__2PRFIN20110322_224039_000000513100_00374_47371_1081.N1	22-MAR-2011 22:40:39	Dark	51.000	155	41Pi Sgr	2.9000	6600.0	102	47371	No
257	GOM_NL__2PRFIN20110322_224247_000000513100_00374_47371_1082.N1	22-MAR-2011 22:42:47	Dark	50.500	57	34Sig Sgr	2.0660	26000.	101	47371	No
258	GOM_NL__2PRFIN20110322_224434_000000573100_00374_47371_1083.N1	22-MAR-2011 22:44:34	Dark	57.000	137	22Lam Sgr	2.8240	4400.0	114	47371	No
259	GOM_NL__2PRFIN20110322_224621_000000513100_00374_47371_1084.N1	22-MAR-2011 22:46:21	Dark	51.000	38	20Eps Sgr	1.8360	11000.	102	47371	No
260	GOM_NL__2PRFIN20110322_225147_000000443100_00375_47372_1068.N1	22-MAR-2011 22:51:47	Dark	43.500	141	Bet Ara	2.8400	4600.0	87	47372	No
261	GOM_NL__2PRFIN20110322_225513_000000413100_00375_47372_1069.N1	22-MAR-2011 22:55:13	Dark	40.500	134	Bet TrA	2.8100	6600.0	81	47372	No
262	GOM_NL__2PRFIN20110322_225756_000000503100_00375_47372_1070.N1	22-MAR-2011 22:57:56	Dark	49.500	4	Alp1Cen	-0.010000	5800.0	99	47372	No
263	GOM_NL__2PRFIN20110322_230016_000000493100_00375_47372_1071.N1	22-MAR-2011 23:00:16	Dark	48.500	78	Alp Lup	2.3040	28000.	97	47372	No
264	GOM_NL__2PRFIN20110322_230148_000000503100_00375_47372_1072.N1	22-MAR-2011 23:01:48	Straylight	49.500	81	Eta Cen	2.3560	28000.	99	47372	No
265	GOM_NL__2PRFIN20110322_230352_000000453100_00375_47372_1073.N1	22-MAR-2011 23:03:52	Straylight	45.000	64	Gam Cen	2.2000	10600.	90	47372	No
266	GOM_NL__2PRFIN20110322_230614_000000453100_00375_47372_1074.N1	22-MAR-2011 23:06:14	Straylight	45.000	123	lot Cen	2.7500	10200.	90	47372	No
267	GOM_NL__2PRFIN20110322_231132_000000533100_00375_47372_1075.N1	22-MAR-2011 23:11:32	Straylight	53.000	106	9Bet Crv	2.6480	5600.0	106	47372	No
268	GOM_NL__2PRFIN20110322_231340_000000473100_00375_47372_1076.N1	22-MAR-2011 23:13:40	Twilight	47.000	100	4Gam Crv	2.5800	13100.	94	47372	No
269	GOM_NL__2PRFIN20110322_232359_000000433100_00375_47372_1077.N1	22-MAR-2011 23:23:59	Bright	43.000	62	94Bet Leo	2.1360	9700.0	86	47372	No
270	GOM_NL__2PRFIN20110322_233218_000000393100_00375_47372_1078.N1	22-MAR-2011 23:32:18	Bright	38.500	174	52Psi UMa	3.0040	4400.0	77	47372	No
271	GOM_NL__2PRFIN20110322_233534_000000373100_00375_47372_1079.N1	22-MAR-2011 23:35:34	Bright	36.500	82	48Bet UMa	2.3650	10600.	73	47372	No
272	GOM_NL__2PRFIN20110322_233705_000000393100_00375_47372_1080.N1	22-MAR-2011 23:37:05	Bright	39.000	36	50Alp UMa	1.8000	6300.0	78	47372	No
273	GOM_NL__2PRFIN20110322_233851_000000463100_00375_47372_1081.N1	22-MAR-2011 23:38:51	Bright	45.500	55	79Zet UMa	2.0600	10200.	91	47372	No
274	GOM_NL__2PRFIN20110322_234351_000000363100_00375_47372_1082.N1	22-MAR-2011 23:43:51	Bright	36.000	60	7Bet UMi	2.0810	3950.0	72	47372	No
275	GOM_NL__2PRFIN20110322_234725_000000473100_00375_47372_1083.N1	22-MAR-2011 23:47:25	Bright	46.500	119	14Eta Dra	2.7270	4700.0	93	47372	No
276	GOM_NL__2PRFIN20110322_235235_000000373100_00375_47372_1084.N1	22-MAR-2011 23:52:35	Bright	37.000	89	5Alp Cep	2.4510	8000.0	74	47372	No
277	GOM_NL__2PRFIN20110322_235743_000000383100_00375_47372_1085.N1	22-MAR-2011 23:57:43	Bright	37.500	19	50Alp Cyg	1.2460	10500.	75	47372	No
278	GOM_NL__2PRFIN20110322_235918_000000403100_00375_47372_1086.N1	22-MAR-2011 23:59:18	Bright	39.500	66	37Gam Cyg	2.2080	5900.0	79	47372	No

### 3. Quality information per product

In this section it is plotted some information contained in the Quality Summary data set of the level 2 products. Only products in dark limb conditions and without errors (error flag in the MPH set to "0") are used.

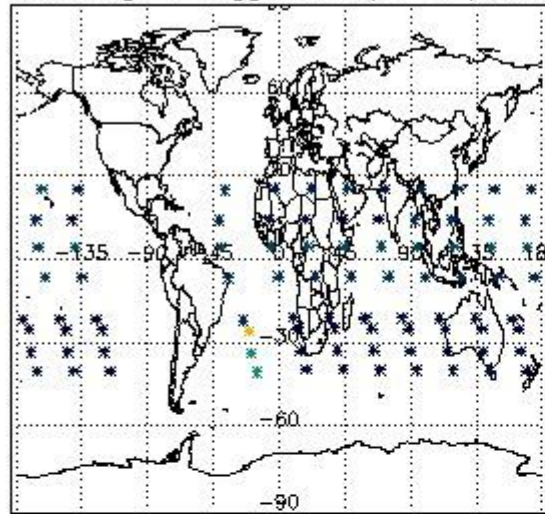
#### 3.1 Plot quality information per product (time dependant)



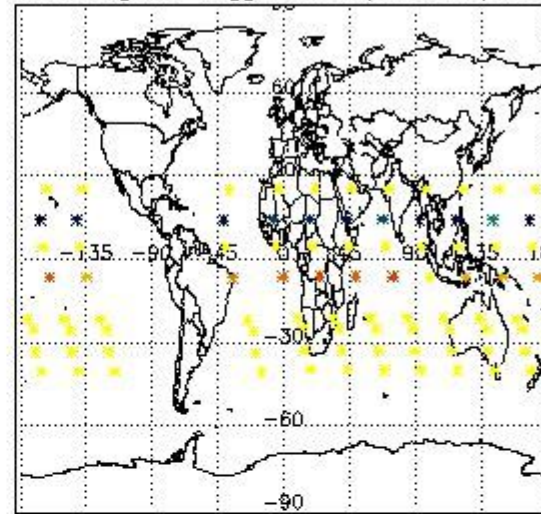
#### 3.2 Plot quality information per product (world map)



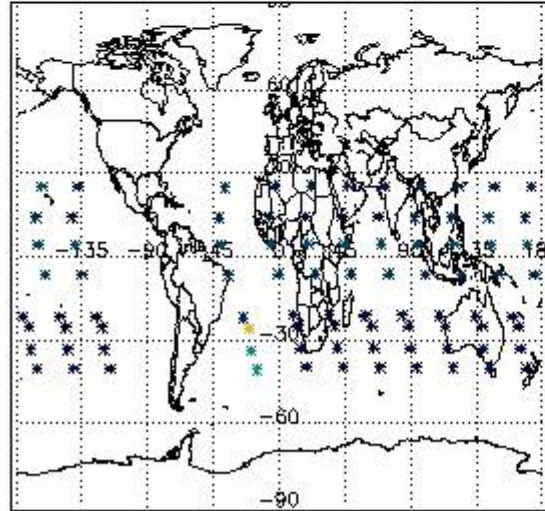
Percentage of flagged data per O3 profile



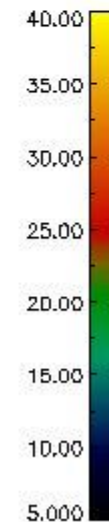
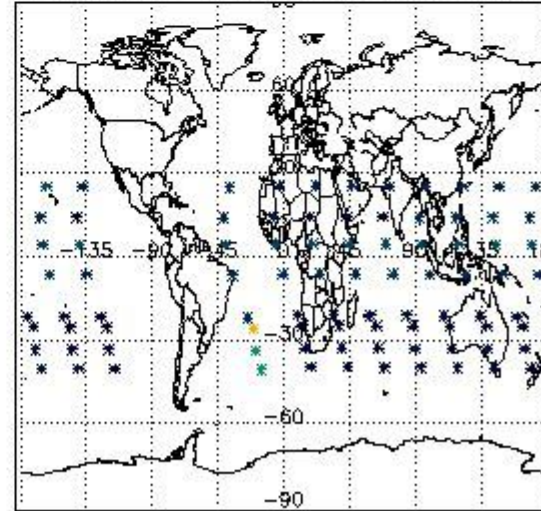
Percentage of flagged data per H2O profile



Percentage of flagged data per NO2 profile



Percentage of flagged data per NO3 profile



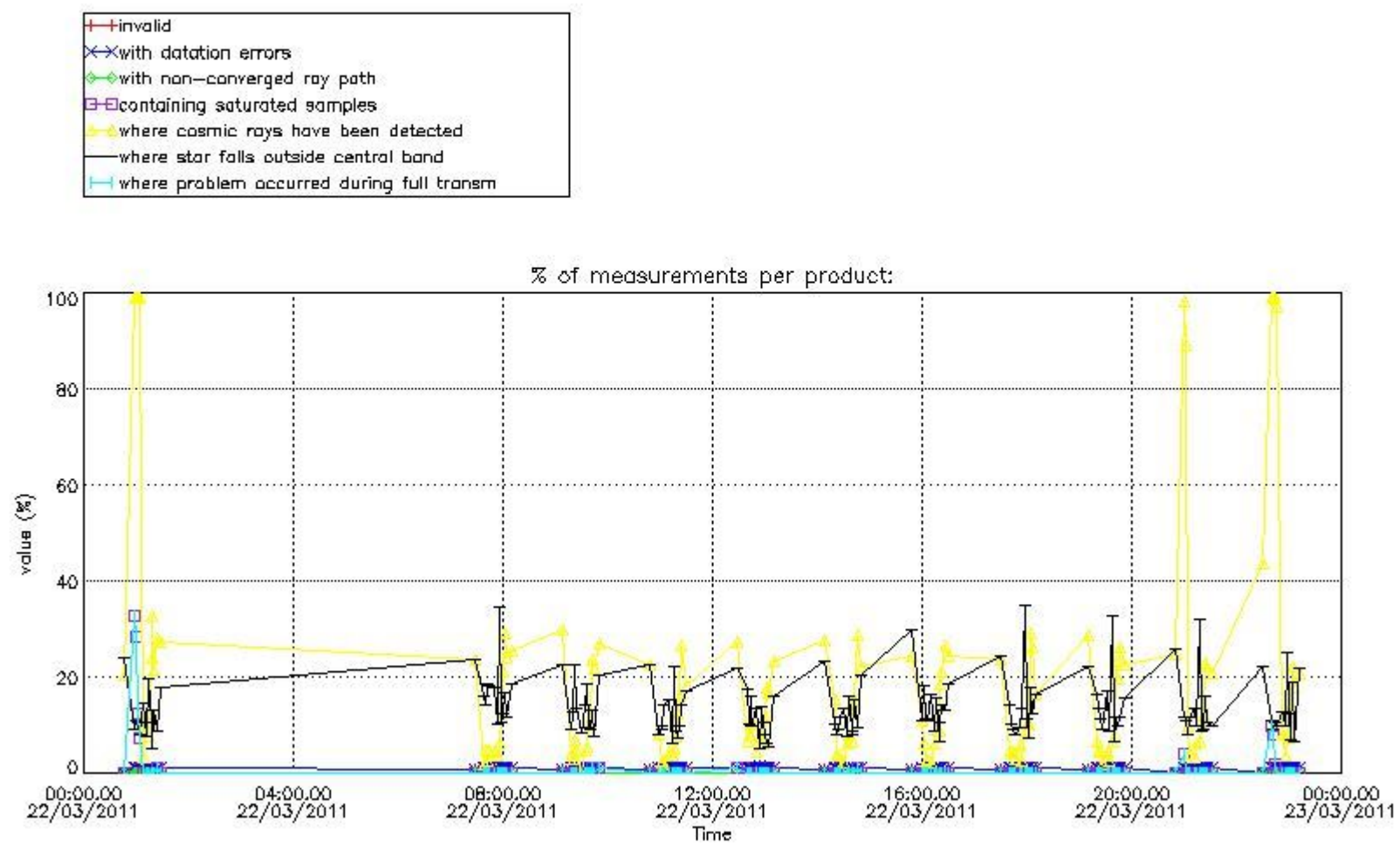
#### 4. Level 1 quality information per product

In this section it is plotted some information contained in the Quality Summary data set of the level 2 products that comes from the level 1b processing. Products without errors (error flag in the MPH set to "0") are used.

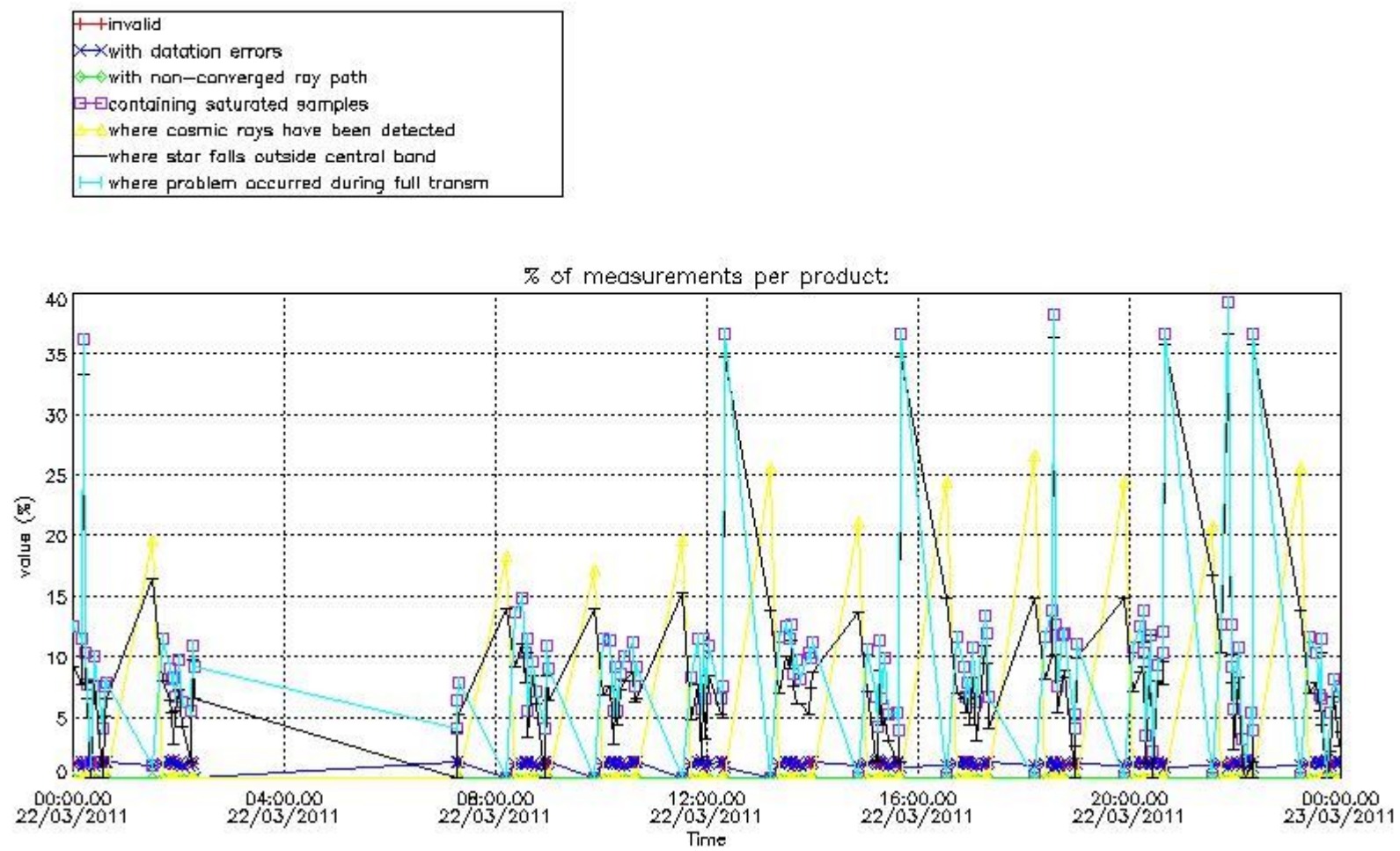
##### 4.1 Plot quality information per product (time dependant) coming from level 1b processing

###### 4.1.1 Plot level 1 quality information per product (time dependant): ENVISAT ASCENDING passes





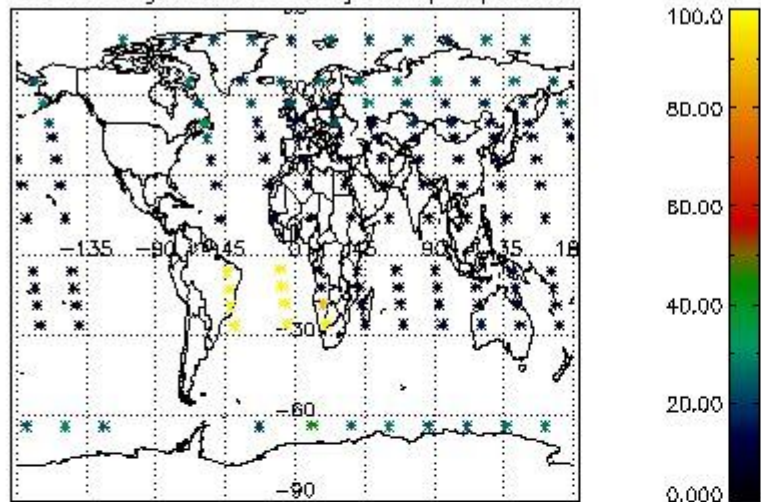
4.1.2 Plot level 1 quality information per product (time dependant): ENVI SAT DESCENDING passes



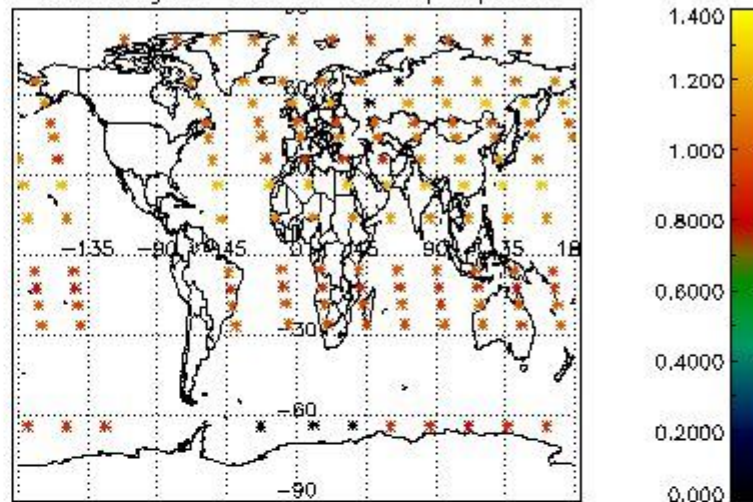
*4.2 Plot quality information per product coming from level 1b processing (world map)*

*4.2.1 Plot level 1 quality information per product (world map): ENVISAT ASCENDING passes*

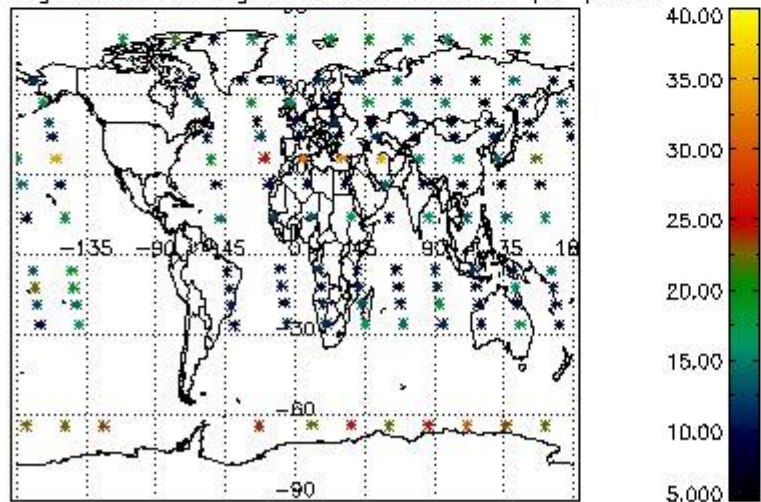
Percentage of cosmic ray hits per profile



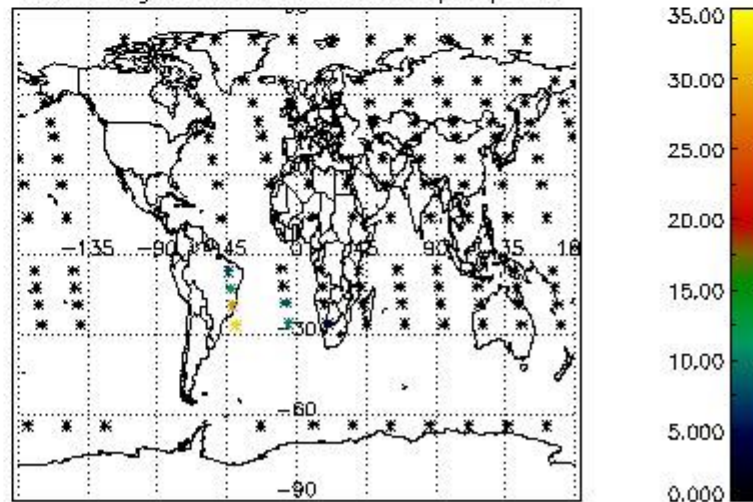
Percentage of datation errors per profile



Percentage of star falling outside central band per profile

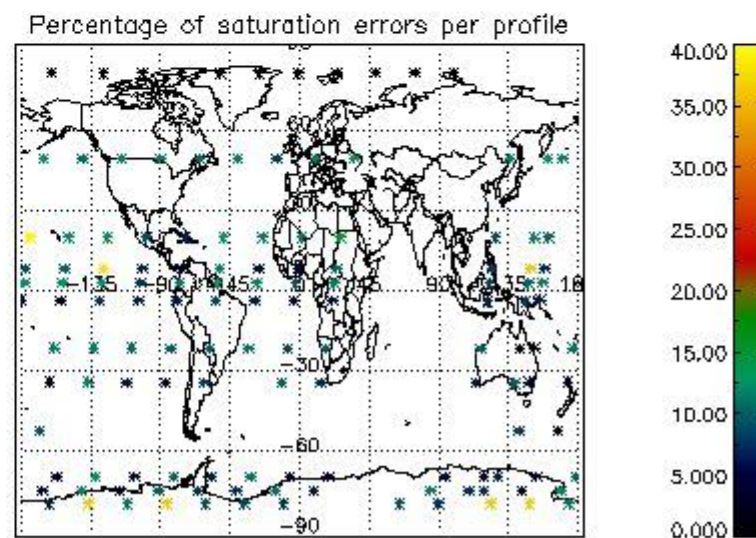
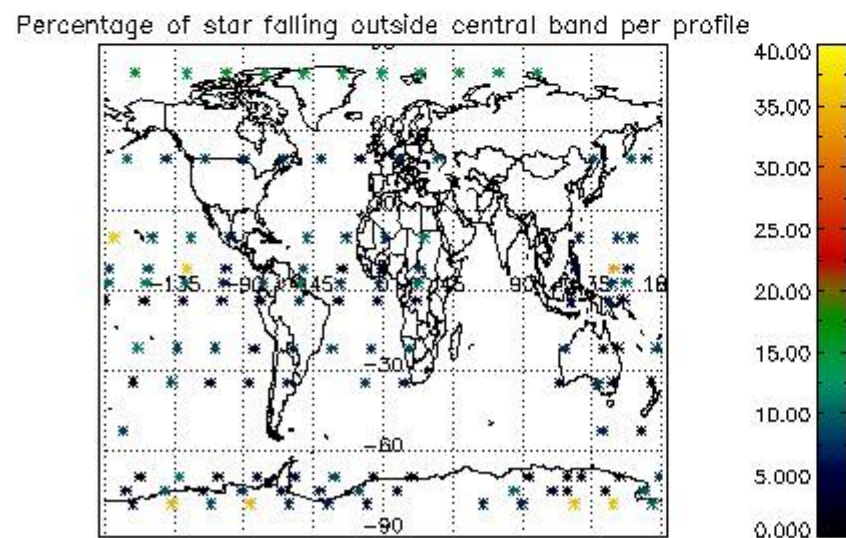
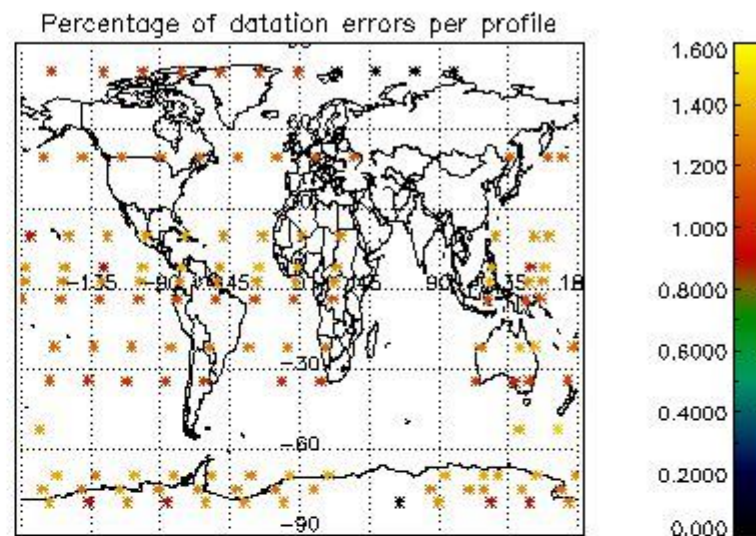
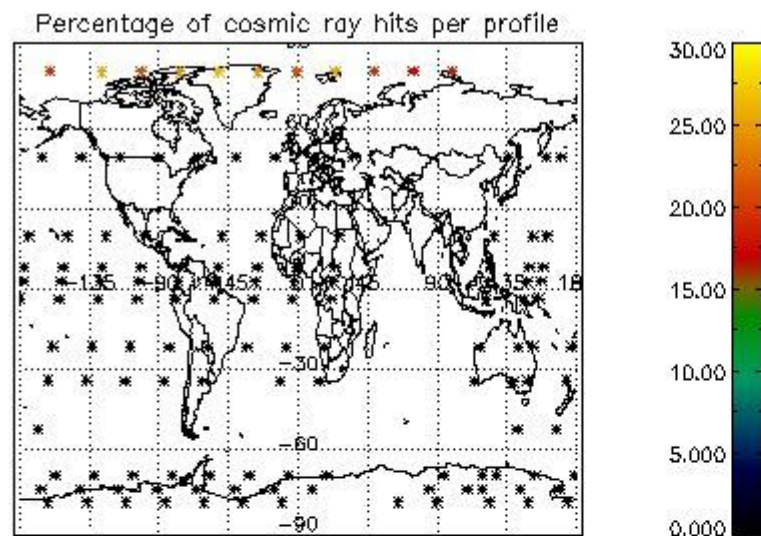


Percentage of saturation errors per profile



4.2.2 Plot level 1 quality information per product (world map): ENVISAT DESCENDING passes





## 5. Trace gas profiles

### 5.1 Ozone statistics based on quality of products

The final quality of the products can be "measured" using the STD (Standard Deviation) attached to every point profile. This information is written to the parameter GOM\_NL\_\_2P/NL\_LOCAL\_SPECIES\_DENSITY/o3\_std of the level 2 products. The table below shows the statistics for given STD ranges.

The statistics are given with respect to the overall valid production:

- Products without fatal errors: GOM\_NL\_\_2P/MPH/PRODUCT\_ERR=0
- Valid point profile: GOM\_NL\_\_2P/NL\_LOCAL\_SPECIES\_DENSITY/pcd(0)=0

The 'Criteria' is applied to valid points of dark limb products:

- Products in dark limb illumination condition: GOM\_NL\_\_2P/NL\_SUMMARY\_QUALITY/obs\_ill\_cond=0
- Products without fatal errors: GOM\_NL\_\_2P/MPH/PRODUCT\_ERR=0
- Valid point profile: GOM\_NL\_\_2P/NL\_LOCAL\_SPECIES\_DENSITY/pcd(0)=0

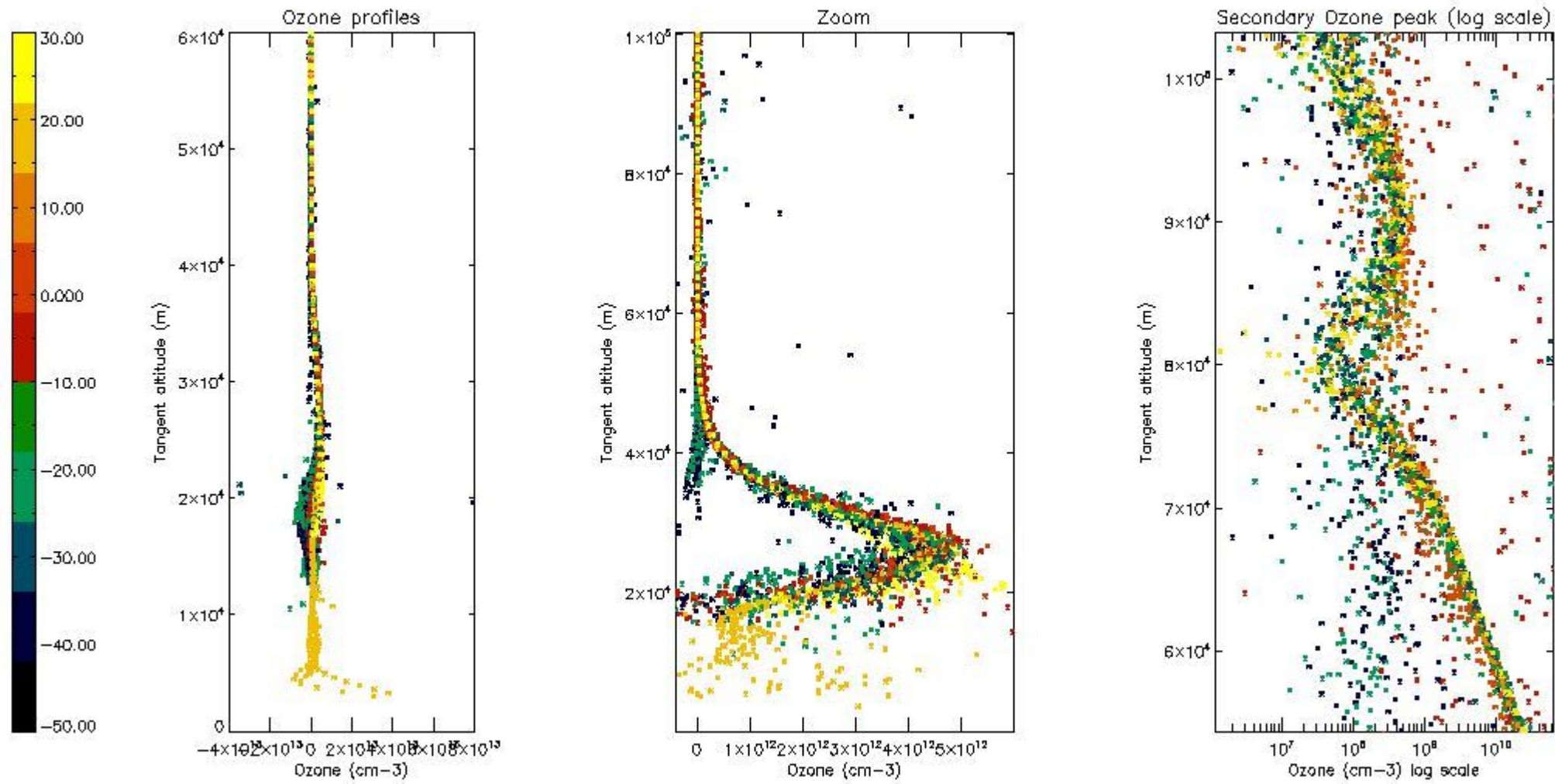
So, the table below shows the percentage of dark limb and valid observations for each criteria with respect to the overall valid daily observations.

Criteria	% of total production
All STD	35
STD < 20	14

STD < 10	11
STD < 5	7

5.2 Plot ozone profiles for all STD (dark without errors)

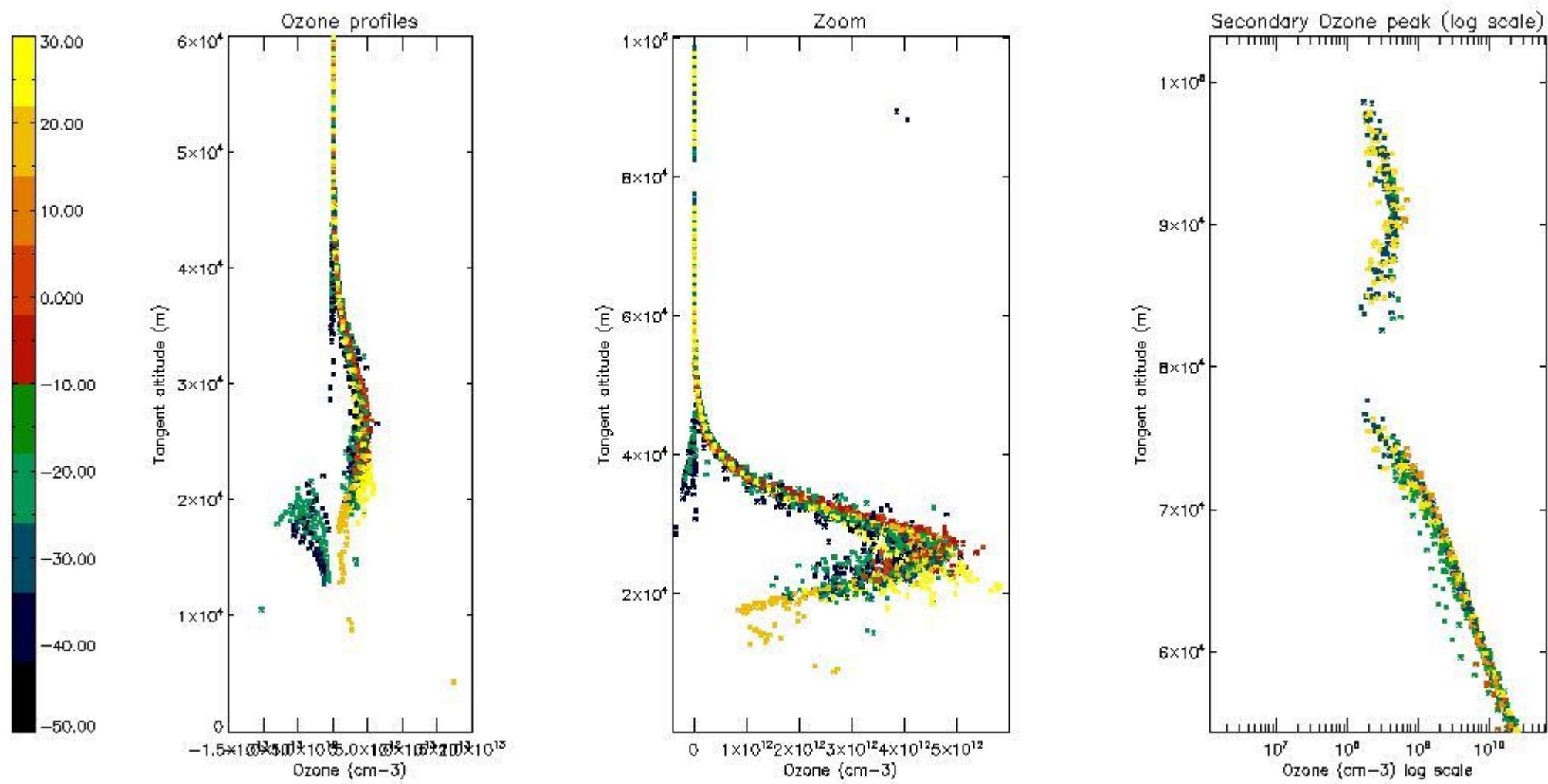
The colorbar represents the latitude.



5.3 Plot ozone profiles where STD < 20% (dark without errors)

The colorbar represents the latitude.

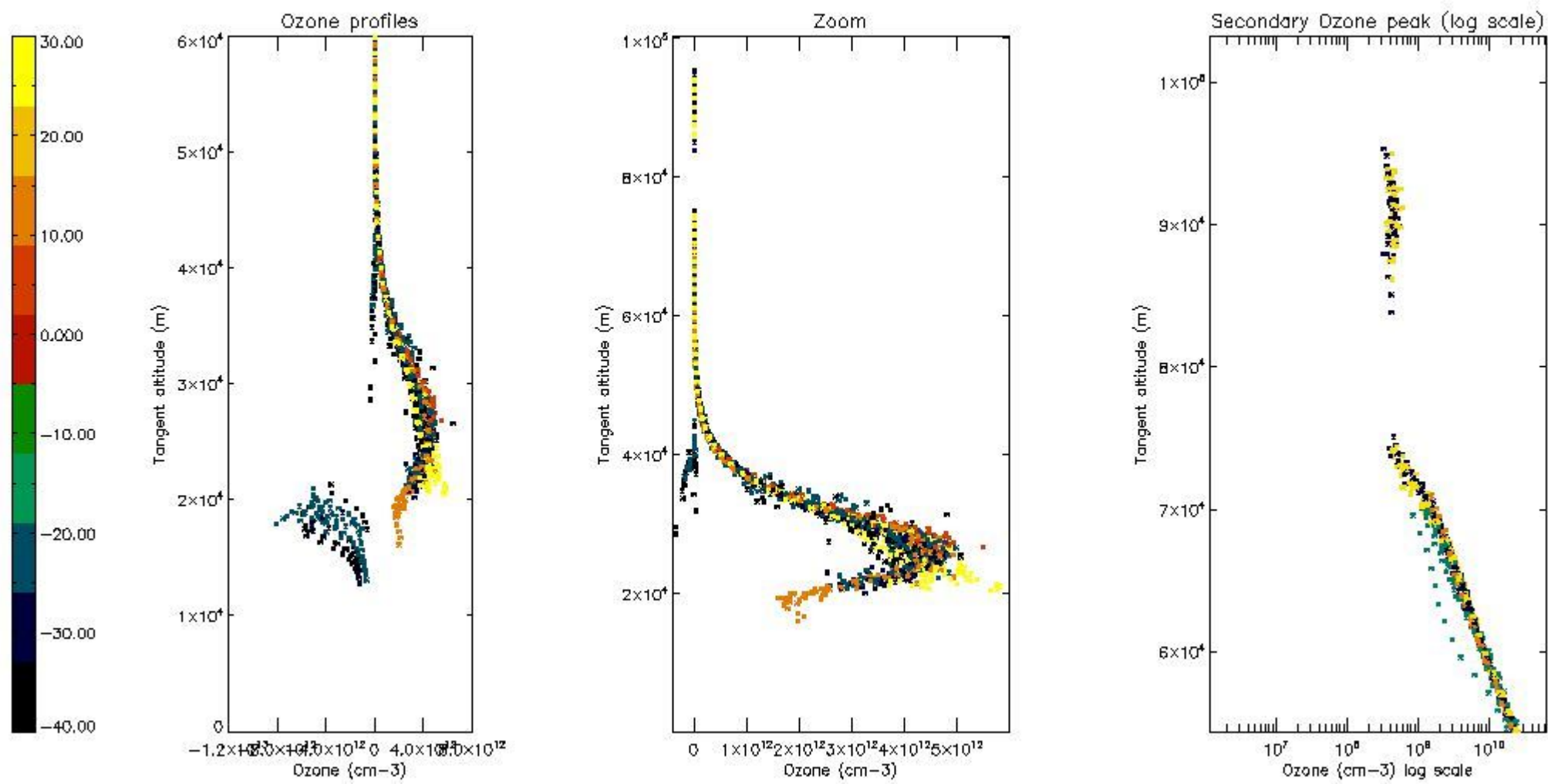




*5.4 Plot ozone profiles where STD < 10% (dark without errors)*

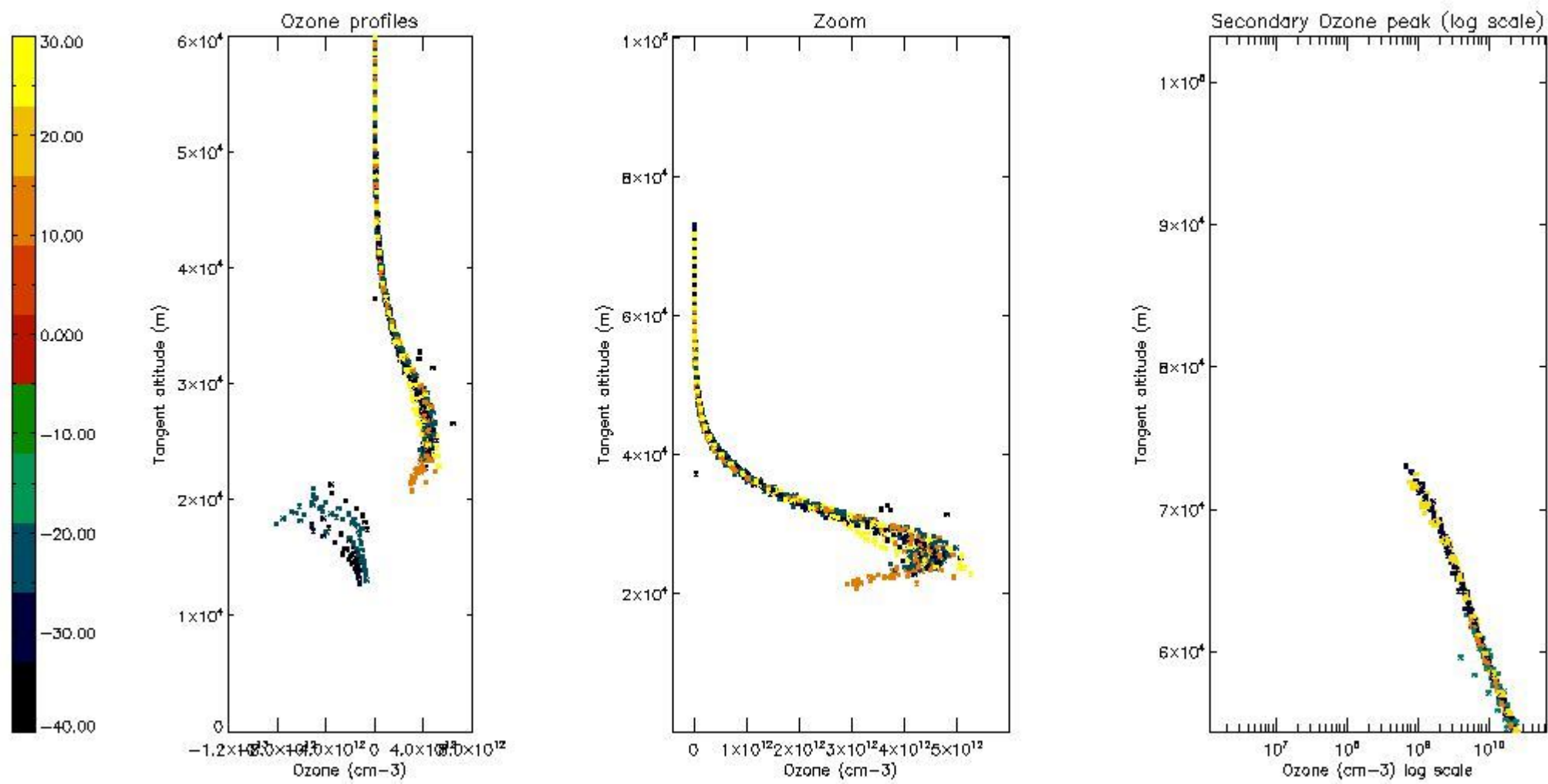
The colorbar represents the latitude.





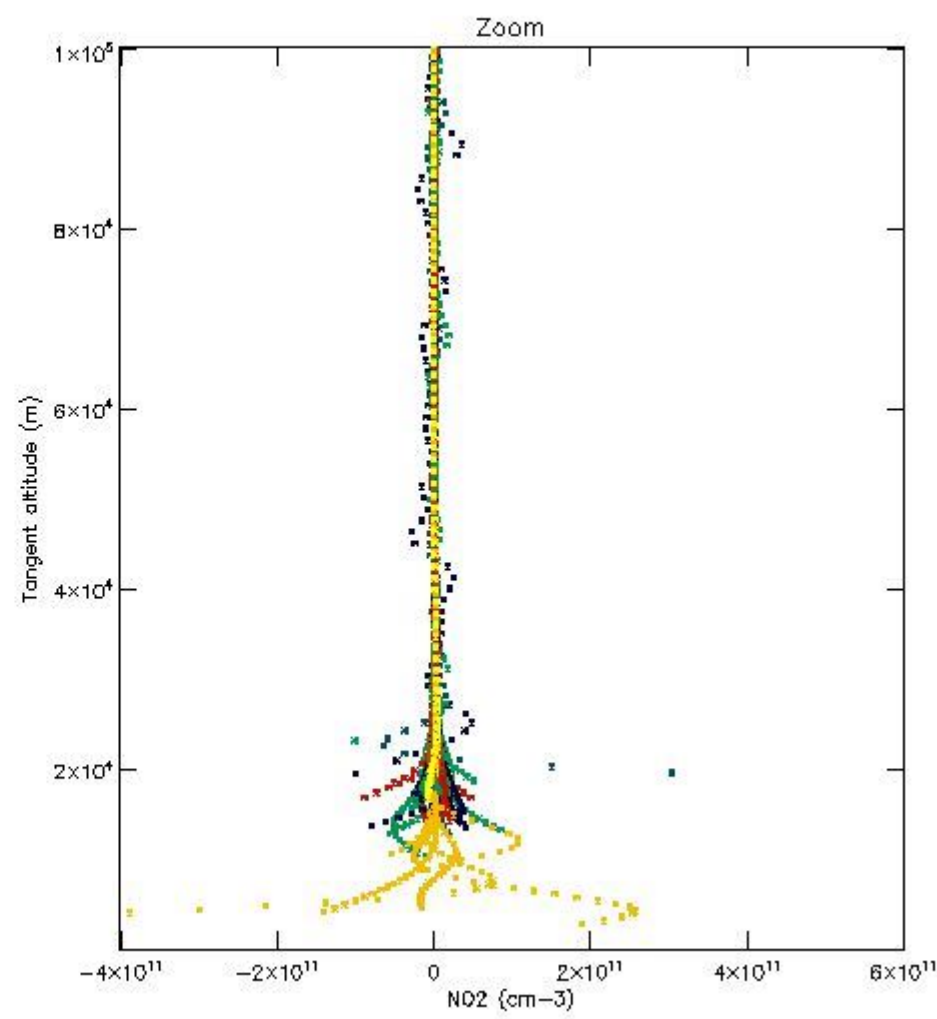
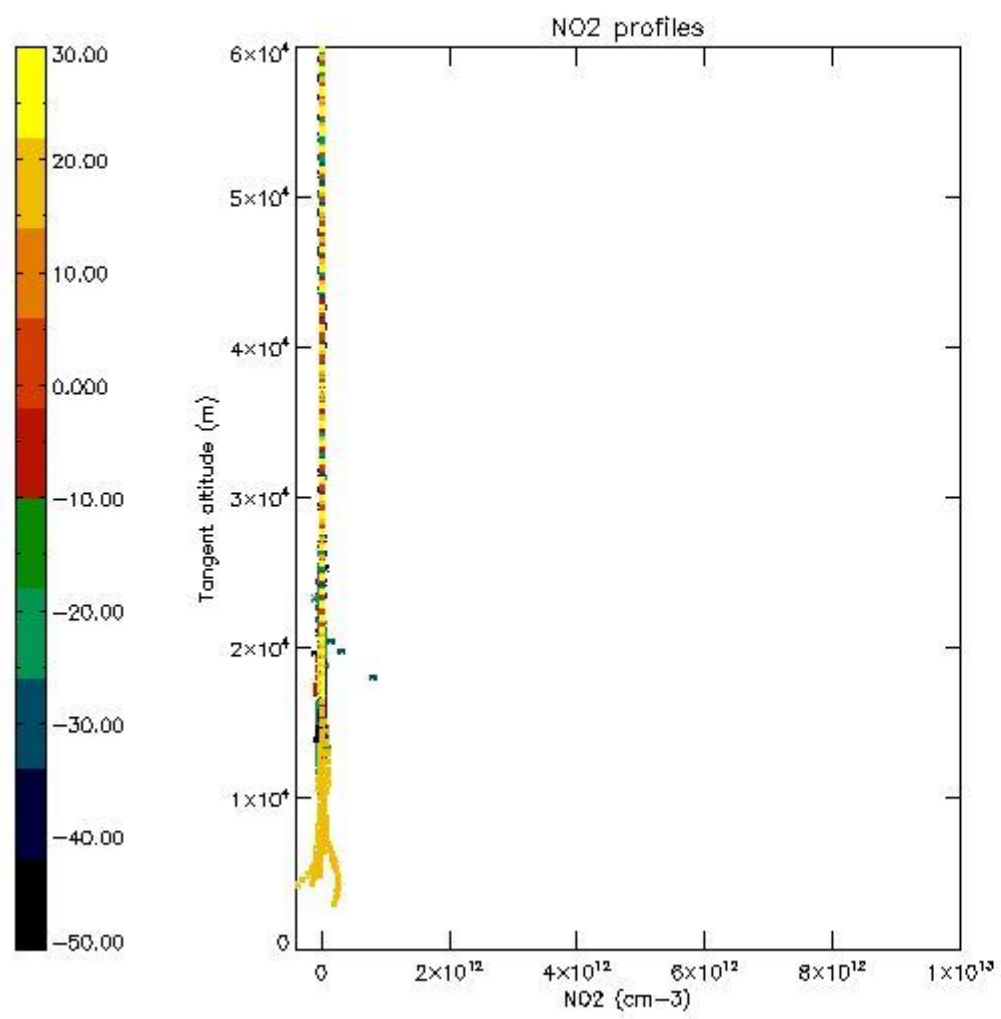
*5.5 Plot ozone profiles where STD < 5% (dark without errors)*

The colorbar represents the latitude.



*5.6 Plot NO<sub>2</sub> profiles for all STD (dark without errors)*

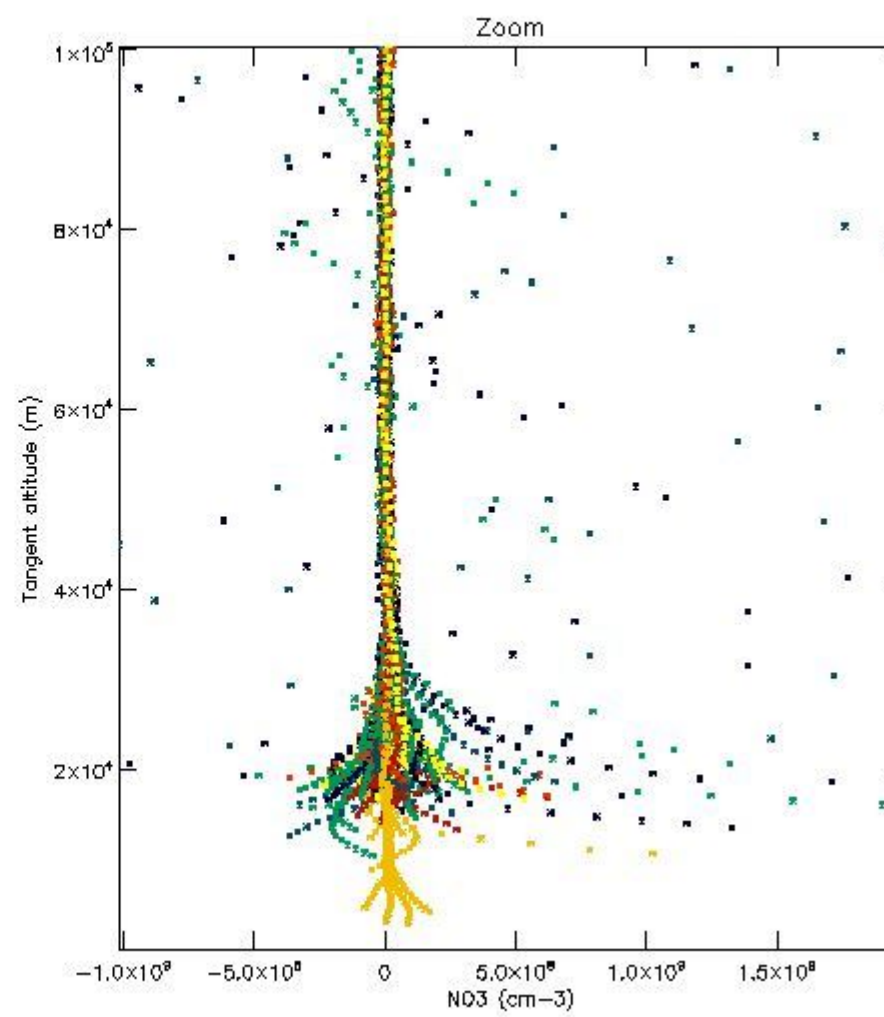
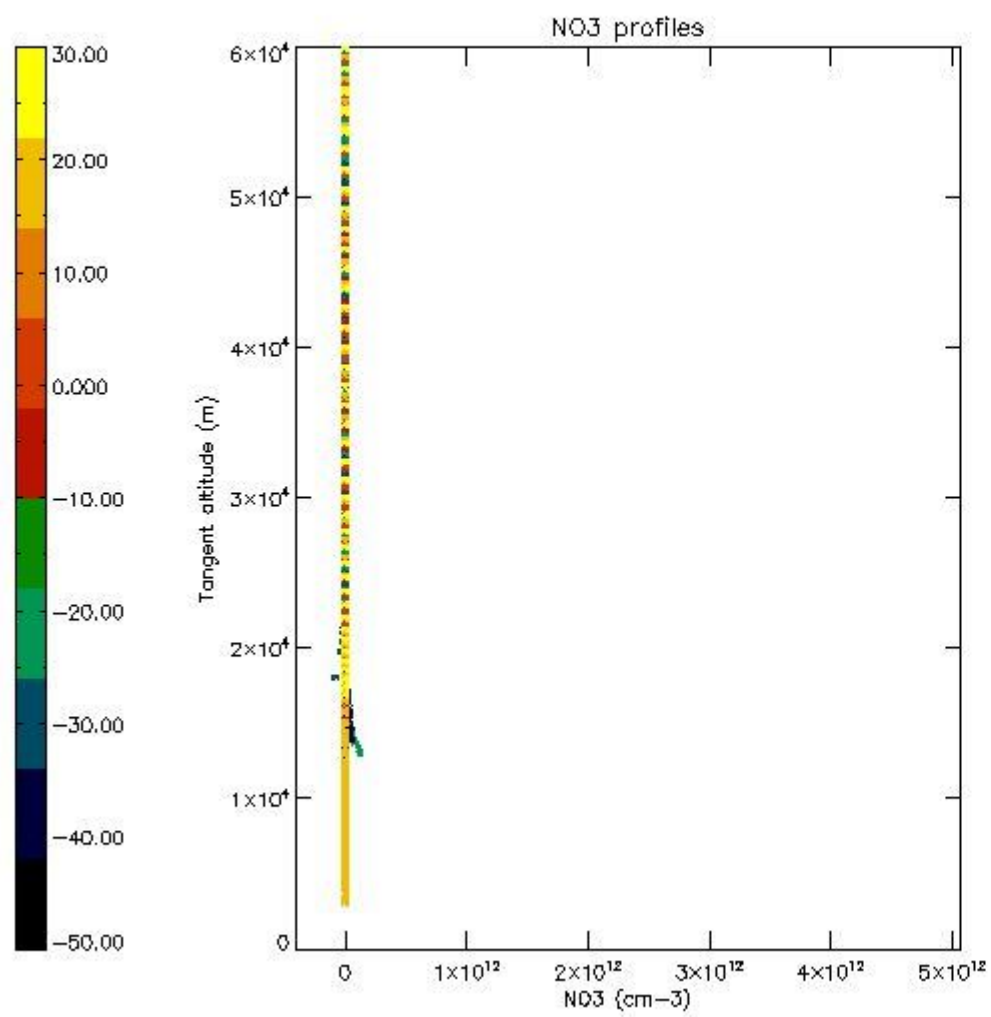
The colorbar represents the latitude.



*5.7 Plot NO3 profiles for all STD (dark without errors)*

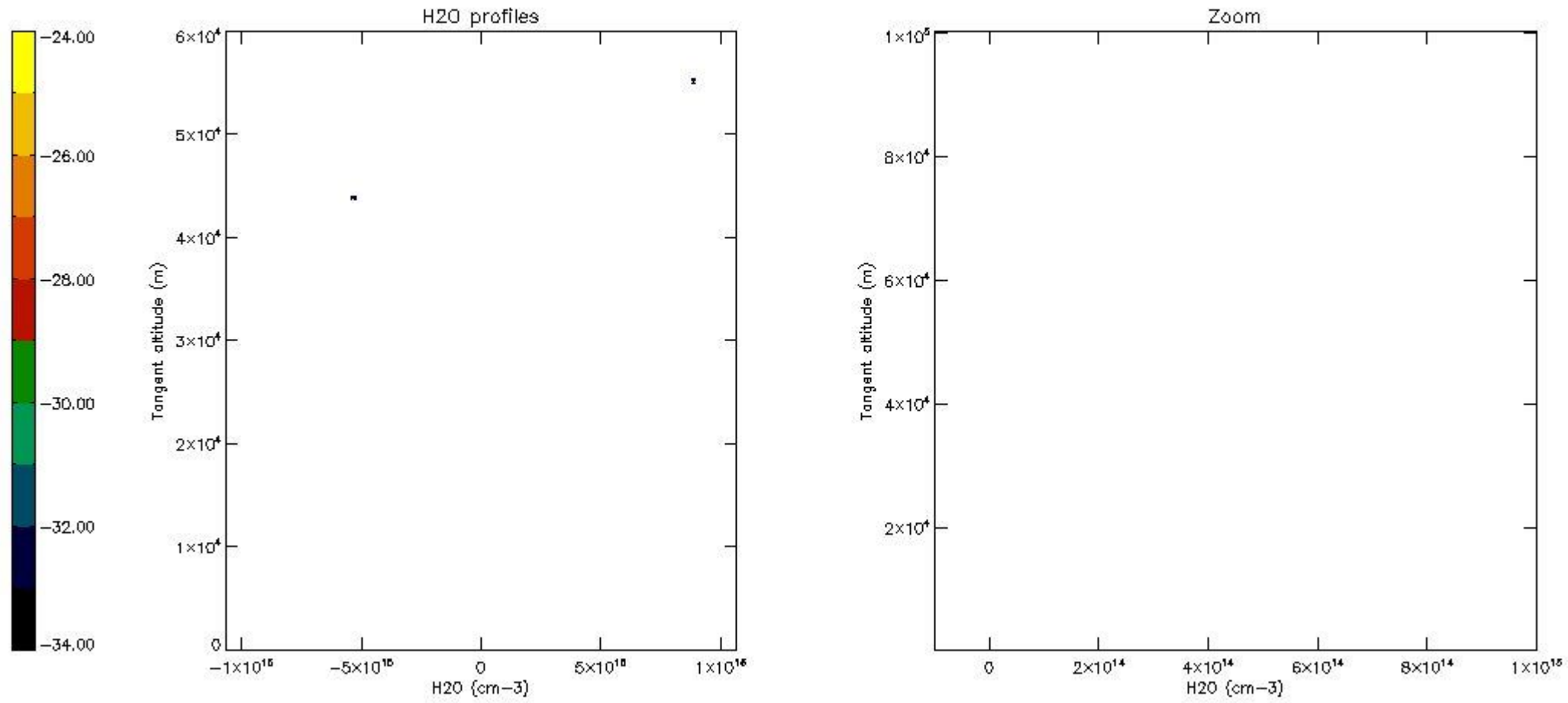
The colorbar represents the latitude.





*5.8 Plot H2O profiles for all STD (only for occultations of stars 1,2,3,4,13,14,16,26,63 dark without errors)*

The colorbar represents the latitude.



## 6. Auxiliary Data Files used for the production reported in section 2

The number reported in the third column indicates since which file (see list in section 2) the corresponding auxiliary file has been used. The fourth column is the date of those product files.

Type	Auxiliary Filename	Used since product	Used since product date
INST_PHYS_CHARACTERISTICS	GOM_INS_AXVIEC20091111_143220_20030716_120000_20500101_000000	1	22-MAR-2011 00:00:47
LEVEL-2_PROC_CONFIG	GOM_PR2_AXVIEC20091111_152718_20020301_000000_20500101_000000	1	22-MAR-2011 00:00:47
CROSS_SECTIONS_FILE	GOM_CRS_AXVIEC20091111_154832_20020301_000000_20500101_000000	1	22-MAR-2011 00:00:47

# GOMOS Level 2 Daily Report

## SUMMARY

### [1. General Info](#)

### [2. Summary of processed GOM\\_NL\\_2P products](#)

### [3. Level 2 Quality information per product](#)

#### [3.1 Plot of level 2 quality information per product \(time dependant\)](#)

#### [3.2 Plot of level 2 quality information per product \(world map\)](#)

### [4. Level 1 Quality information per product \(stored on level 2 products\)](#)

#### [4.1 Plot of level 1 quality information per product \(time dependant\)](#)

##### [4.1.1 Plot of level 1 quality information per product \(time dependant\): ASCENDING](#)

##### [4.1.2 Plot of level 1 quality information per product \(time dependant\): DESCENDING](#)

#### [4.2 Plot of level 1 quality information per product \(world map\)](#)

##### [4.2.1 Plot of level 1 quality information per product \(world map\): ASCENDING](#)

##### [4.2.2 Plot of level 1 quality information per product \(world map\): DESCENDING](#)

### [5. Ozone profiles based on quality statistics and other trace gas profiles](#)

#### [5.1 Ozone statistics based on quality of products](#)

#### [5.2 Plot ozone profiles for all STD \(dark without errors\)](#)

#### [5.3 Plot ozone profiles where STD < 20% \(dark without errors\)](#)

#### [5.4. Plot ozone profiles where STD < 10% \(dark without errors\)](#)

#### [5.5. Plot ozone profiles where STD < 5% \(dark without errors\)](#)

#### [5.6 Plot NO2 profiles for all STD \(dark without errors\)](#)

#### [5.7 Plot NO3 profiles for all STD \(dark without errors\)](#)

#### [5.8 Plot H2O profiles \(only for occultations of stars 1,2,3,4,13,14,16,26,63 dark without errors\) for all STD](#)

### [6. Auxiliary Data Files used for the production reported in section 2](#)



This report presents the daily analysis on parameters extracted from GOMOS level 2 data (GOM\_NL\_\_2P). It is intended to monitor some important parameters that will impact the quality of these products. A list of level 2 products (and content) that have arrived during the reporting day to the PCF is also given.

Item	Value
Time of report generation	24APR2013 11:38:21
Data source version	GOMOS/6.01
Start time of products	22-03-2011 (22MAR2011 00:00:00)
Stop time of products	23-03-2011 (23MAR2011 00:00:00)
Store outputs in DB	Yes
Nb of level 2 prods	278
Nb of prods with errors	0

## 2. Summary of processed GOM\_NL\_\_2P products.

Nr	Filename	UTC Start time	Limb	Duration	Star Id	Star Name	Star Mag	Star Temp	Nb Meas	Orbit	Prod. error
1	GOM_NL__2PRFIN20110322_000047_000000443100_00361_47358_0642.N1	22-MAR-2011 00:00:47	Bright	44.000	62	94Bet Leo	2.1360	9700.0	88	47358	No
2	GOM_NL__2PRFIN20110322_000905_000000393100_00361_47358_0643.N1	22-MAR-2011 00:09:05	Bright	39.000	174	52Psi UMa	3.0040	4400.0	78	47358	No
3	GOM_NL__2PRFIN20110322_001220_000000533100_00361_47358_0644.N1	22-MAR-2011 00:12:20	Bright	52.500	82	48Bet UMa	2.3650	10600.	105	47358	No
4	GOM_NL__2PRFIN20110322_001351_000000393100_00361_47358_0645.N1	22-MAR-2011 00:13:51	Bright	38.500	36	50Alp UMa	1.8000	6300.0	77	47358	No
5	GOM_NL__2PRFIN20110322_001545_000000463100_00361_47358_0646.N1	22-MAR-2011 00:15:45	Bright	45.500	55	79Zet UMa	2.0600	10200.	91	47358	No
6	GOM_NL__2PRFIN20110322_002040_000000373100_00361_47358_0647.N1	22-MAR-2011 00:20:40	Bright	36.500	60	7Bet UMi	2.0810	3950.0	73	47358	No
7	GOM_NL__2PRFIN20110322_002418_000000503100_00361_47358_0648.N1	22-MAR-2011 00:24:18	Bright	50.000	119	14Eta Dra	2.7270	4700.0	100	47358	No
8	GOM_NL__2PRFIN20110322_003427_000000373100_00361_47358_0649.N1	22-MAR-2011 00:34:27	Bright	36.500	19	50Alp Cyg	1.2460	10500.	73	47358	No
9	GOM_NL__2PRFIN20110322_003601_000000403100_00361_47358_0650.N1	22-MAR-2011 00:36:01	Bright	39.500	66	37Gam Cyg	2.2080	5900.0	79	47358	No
10	GOM_NL__2PRFIN20110322_003750_000000393100_00361_47358_0651.N1	22-MAR-2011 00:37:50	Bright	38.500	92	53Eps Cyg	2.5000	4500.0	77	47358	No
11	GOM_NL__2PRFIN20110322_004639_000000573100_00361_47358_0652.N1	22-MAR-2011 00:46:39	Twilight	56.500	11	53Alp Aql	0.76500	8000.0	113	47358	No
12	GOM_NL__2PRFIN20110322_005724_000000493100_00361_47358_0653.N1	22-MAR-2011 00:57:24	Dark	49.000	155	41Pi Sgr	2.9000	6600.0	98	47358	No
13	GOM_NL__2PRFIN20110322_005931_000000513100_00361_47358_0654.N1	22-MAR-2011 00:59:31	Dark	51.000	57	34Sig Sgr	2.0660	26000.	102	47358	No
14	GOM_NL__2PRFIN20110322_010114_000000573100_00361_47358_0655.N1	22-MAR-2011 01:01:14	Dark	56.500	137	22Lam Sgr	2.8240	4400.0	113	47358	No
15	GOM_NL__2PRFIN20110322_010305_000000493100_00361_47358_0656.N1	22-MAR-2011 01:03:05	Dark	49.000	38	20Eps Sgr	1.8360	11000.	98	47358	No
16	GOM_NL__2PRFIN20110322_010836_000000453100_00362_47359_0669.N1	22-MAR-2011 01:08:36	Dark	44.500	141	Bet Ara	2.8400	4600.0	89	47359	No
17	GOM_NL__2PRFIN20110322_011204_000000403100_00362_47359_0670.N1	22-MAR-2011 01:12:04	Dark	40.000	134	Bet TrA	2.8100	6600.0	80	47359	No
18	GOM_NL__2PRFIN20110322_011447_000000463100_00362_47359_0671.N1	22-MAR-2011 01:14:47	Dark	46.000	4	Alp1Cen	-0.010000	5800.0	92	47359	No
19	GOM_NL__2PRFIN20110322_011704_000000483100_00362_47359_0672.N1	22-MAR-2011 01:17:04	Dark	48.000	78	Alp Lup	2.3040	28000.	96	47359	No
20	GOM_NL__2PRFIN20110322_011836_000000493100_00362_47359_0673.N1	22-MAR-2011 01:18:36	Straylight	49.000	81	Eta Cen	2.3560	28000.	98	47359	No
21	GOM_NL__2PRFIN20110322_012045_000000423100_00362_47359_0674.N1	22-MAR-2011 01:20:45	Straylight	42.000	64	Gam Cen	2.2000	10600.	84	47359	No
22	GOM_NL__2PRFIN20110322_012306_000000473100_00362_47359_0675.N1	22-MAR-2011 01:23:06	Straylight	46.500	123	lot Cen	2.7500	10200.	93	47359	No
23	GOM_NL__2PRFIN20110322_012827_000000513100_00362_47359_0676.N1	22-MAR-2011 01:28:27	Straylight	51.000	106	9Bet Crv	2.6480	5600.0	102	47359	No
24	GOM_NL__2PRFIN20110322_013036_000000493100_00362_47359_0677.N1	22-MAR-2011 01:30:36	Twilight	48.500	100	4Gam Crv	2.5800	13100.	97	47359	No
25	GOM_NL__2PRFIN20110322_014100_000000443100_00362_47359_0678.N1	22-MAR-2011 01:41:00	Bright	43.500	62	94Bet Leo	2.1360	9700.0	87	47359	No
26	GOM_NL__2PRFIN20110322_014918_000000393100_00362_47359_0679.N1	22-MAR-2011 01:49:18	Bright	39.000	174	52Psi UMa	3.0040	4400.0	78	47359	No
27	GOM_NL__2PRFIN20110322_015234_000000373100_00362_47359_0680.N1	22-MAR-2011 01:52:34	Bright	37.000	82	48Bet UMa	2.3650	10600.	74	47359	No
28	GOM_NL__2PRFIN20110322_015405_000000363100_00362_47359_0681.N1	22-MAR-2011 01:54:05	Bright	36.000	36	50Alp UMa	1.8000	6300.0	72	47359	No
29	GOM_NL__2PRFIN20110322_015559_000000453100_00362_47359_0682.N1	22-MAR-2011 01:55:59	Bright	45.000	55	79Zet UMa	2.0600	10200.	90	47359	No
30	GOM_NL__2PRFIN20110322_020054_000000413100_00362_47359_0683.N1	22-MAR-2011 02:00:54	Bright	41.000	60	7Bet UMi	2.0810	3950.0	82	47359	No
31	GOM_NL__2PRFIN20110322_020431_000000483100_00362_47359_0684.N1	22-MAR-2011 02:04:31	Bright	48.000	119	14Eta Dra	2.7270	4700.0	96	47359	No
32	GOM_NL__2PRFIN20110322_021441_000000373100_00362_47359_0685.N1	22-MAR-2011 02:14:41	Bright	36.500	19	50Alp Cyg	1.2460	10500.	73	47359	No
33	GOM_NL__2PRFIN20110322_021616_000000413100_00362_47359_0686.N1	22-MAR-2011 02:16:16	Bright	41.000	66	37Gam Cyg	2.2080	5900.0	82	47359	No
34	GOM_NL__2PRFIN20110322_021805_000000383100_00362_47359_0687.N1	22-MAR-2011 02:18:05	Bright	38.000	92	53Eps Cyg	2.5000	4500.0	76	47359	No
35	GOM_NL__2PRFIN20110322_071523_000000373100_00365_47362_0763.N1	22-MAR-2011 07:15:23	Bright	36.500	19	50Alp Cyg	1.2460	10500.	73	47362	No
36	GOM_NL__2PRFIN20110322_071658_000000393100_00365_47362_0764.N1	22-MAR-2011 07:16:58	Bright	39.000	66	37Gam Cyg	2.2080	5900.0	78	47362	No
37	GOM_NL__2PRFIN20110322_071847_000000393100_00365_47362_0765.N1	22-MAR-2011 07:18:47	Bright	38.500	92	53Eps Cyg	2.5000	4500.0	77	47362	No
38	GOM_NL__2PRFIN20110322_072737_000000573100_00365_47362_0766.N1	22-MAR-2011 07:27:37	Twilight	57.000	11	53Alp Aql	0.76500	8000.0	114	47362	No
39	GOM_NL__2PRFIN20110322_073824_000000533100_00365_47362_0767.N1	22-MAR-2011 07:38:24	Dark	53.000	155	41Pi Sgr	2.9000	6600.0	106	47362	No
40	GOM_NL__2PRFIN20110322_074031_000000533100_00365_47362_0768.N1	22-MAR-2011 07:40:31	Dark	52.500	57	34Sig Sgr	2.0660	26000.	105	47362	No
41	GOM_NL__2PRFIN20110322_074216_000000623100_00365_47362_0769.N1	22-MAR-2011 07:42:16	Dark	61.500	137	22Lam Sgr	2.8240	4400.0	123	47362	No
42	GOM_NL__2PRFIN20110322_074405_000000553100_00365_47362_0770.N1	22-MAR-2011 07:44:05	Dark	55.000	38	20Eps Sgr	1.8360	11000.	110	47362	No

43	GOM_NL__2PRFIN20110322_074934_000000483100_00366_47363_0790.N1	22-MAR-2011 07:49:34	Dark	47.500	141	Bet Ara	2.8400	4600.0	95	47363	No
44	GOM_NL__2PRFIN20110322_075303_000000403100_00366_47363_0791.N1	22-MAR-2011 07:53:03	Dark	40.000	134	Bet TrA	2.8100	6600.0	80	47363	No
45	GOM_NL__2PRFIN20110322_075545_000000573100_00366_47363_0792.N1	22-MAR-2011 07:55:45	Dark	56.500	4	Alp1Cen	-0.010000	5800.0	113	47363	No
46	GOM_NL__2PRFIN20110322_075804_000000483100_00366_47363_0793.N1	22-MAR-2011 07:58:04	Dark	48.000	78	Alp Lup	2.3040	28000.	96	47363	No
47	GOM_NL__2PRFIN20110322_075935_000000533100_00366_47363_0794.N1	22-MAR-2011 07:59:35	Straylight	52.500	81	Eta Cen	2.3560	28000.	105	47363	No
48	GOM_NL__2PRFIN20110322_080143_000000453100_00366_47363_0795.N1	22-MAR-2011 08:01:43	Straylight	44.500	64	Gam Cen	2.2000	10600.	89	47363	No
49	GOM_NL__2PRFIN20110322_080404_000000483100_00366_47363_0796.N1	22-MAR-2011 08:04:04	Straylight	48.000	123	lot Cen	2.7500	10200.	96	47363	No
50	GOM_NL__2PRFIN20110322_080924_000000513100_00366_47363_0797.N1	22-MAR-2011 08:09:24	Straylight	51.000	106	9Bet Crv	2.6480	5600.0	102	47363	No
51	GOM_NL__2PRFIN20110322_081132_000000473100_00366_47363_0798.N1	22-MAR-2011 08:11:32	Tw_i_and_stray	46.500	100	4Gam Crv	2.5800	13100.	93	47363	No
52	GOM_NL__2PRFIN20110322_082155_000000443100_00366_47363_0799.N1	22-MAR-2011 08:21:55	Bright	44.000	62	94Bet Leo	2.1360	9700.0	88	47363	No
53	GOM_NL__2PRFIN20110322_083014_000000413100_00366_47363_0800.N1	22-MAR-2011 08:30:14	Bright	40.500	174	52Psi UMa	3.0040	4400.0	81	47363	No
54	GOM_NL__2PRFIN20110322_083330_000000393100_00366_47363_0801.N1	22-MAR-2011 08:33:30	Bright	38.500	82	48Bet UMa	2.3650	10600.	77	47363	No
55	GOM_NL__2PRFIN20110322_083500_000000393100_00366_47363_0802.N1	22-MAR-2011 08:35:00	Bright	39.000	36	50Alp UMa	1.8000	6300.0	78	47363	No
56	GOM_NL__2PRFIN20110322_083652_000000453100_00366_47363_0803.N1	22-MAR-2011 08:36:52	Bright	45.000	55	79Zet UMa	2.0600	10200.	90	47363	No
57	GOM_NL__2PRFIN20110322_084149_000000423100_00366_47363_0804.N1	22-MAR-2011 08:41:49	Bright	41.500	60	7Bet UMi	2.0810	3950.0	83	47363	No
58	GOM_NL__2PRFIN20110322_084525_000000493100_00366_47363_0805.N1	22-MAR-2011 08:45:25	Bright	49.000	119	14Eta Dra	2.7270	4700.0	98	47363	No
59	GOM_NL__2PRFIN20110322_085537_000000373100_00366_47363_0806.N1	22-MAR-2011 08:55:37	Bright	36.500	19	50Alp Cyg	1.2460	10500.	73	47363	No
60	GOM_NL__2PRFIN20110322_085712_000000423100_00366_47363_0807.N1	22-MAR-2011 08:57:12	Bright	41.500	66	37Gam Cyg	2.2080	5900.0	83	47363	No
61	GOM_NL__2PRFIN20110322_085901_000000393100_00366_47363_0808.N1	22-MAR-2011 08:59:01	Bright	39.000	92	53Eps Cyg	2.5000	4500.0	78	47363	No
62	GOM_NL__2PRFIN20110322_090752_000000563100_00366_47363_0809.N1	22-MAR-2011 09:07:52	Tw_i_and_stray	55.500	11	53Alp Aql	0.76500	8000.0	111	47363	No
63	GOM_NL__2PRFIN20110322_091839_000000503100_00366_47363_0810.N1	22-MAR-2011 09:18:39	Dark	49.500	155	41Pi Sgr	2.9000	6600.0	99	47363	No
64	GOM_NL__2PRFIN20110322_092047_000000523100_00366_47363_0811.N1	22-MAR-2011 09:20:47	Dark	51.500	57	34Sig Sgr	2.0660	26000.	103	47363	No
65	GOM_NL__2PRFIN20110322_092231_000000653100_00366_47363_0812.N1	22-MAR-2011 09:22:31	Dark	64.500	137	22Lam Sgr	2.8240	4400.0	129	47363	No
66	GOM_NL__2PRFIN20110322_092420_000000533100_00366_47363_0813.N1	22-MAR-2011 09:24:20	Dark	52.500	38	20Eps Sgr	1.8360	11000.	105	47363	No
67	GOM_NL__2PRFIN20110322_092949_000000433100_00367_47364_0823.N1	22-MAR-2011 09:29:49	Dark	42.500	141	Bet Ara	2.8400	4600.0	85	47364	No
68	GOM_NL__2PRFIN20110322_093317_000000423100_00367_47364_0824.N1	22-MAR-2011 09:33:17	Dark	42.000	134	Bet TrA	2.8100	6600.0	84	47364	No
69	GOM_NL__2PRFIN20110322_093600_000000463100_00367_47364_0825.N1	22-MAR-2011 09:36:00	Dark	45.500	4	Alp1Cen	-0.010000	5800.0	91	47364	No
70	GOM_NL__2PRFIN20110322_093818_000000473100_00367_47364_0826.N1	22-MAR-2011 09:38:18	Dark	47.000	78	Alp Lup	2.3040	28000.	94	47364	No
71	GOM_NL__2PRFIN20110322_093950_000000503100_00367_47364_0827.N1	22-MAR-2011 09:39:50	Straylight	50.000	81	Eta Cen	2.3560	28000.	100	47364	No
72	GOM_NL__2PRFIN20110322_094157_000000433100_00367_47364_0828.N1	22-MAR-2011 09:41:57	Straylight	42.500	64	Gam Cen	2.2000	10600.	85	47364	No
73	GOM_NL__2PRFIN20110322_094419_000000463100_00367_47364_0829.N1	22-MAR-2011 09:44:19	Straylight	46.000	123	lot Cen	2.7500	10200.	92	47364	No
74	GOM_NL__2PRFIN20110322_094938_000000523100_00367_47364_0830.N1	22-MAR-2011 09:49:38	Straylight	52.000	106	9Bet Crv	2.6480	5600.0	104	47364	No
75	GOM_NL__2PRFIN20110322_095146_000000473100_00367_47364_0831.N1	22-MAR-2011 09:51:46	Tw_i_and_stray	46.500	100	4Gam Crv	2.5800	13100.	93	47364	No
76	GOM_NL__2PRFIN20110322_100209_000000443100_00367_47364_0832.N1	22-MAR-2011 10:02:09	Bright	43.500	62	94Bet Leo	2.1360	9700.0	87	47364	No
77	GOM_NL__2PRFIN20110322_101028_000000403100_00367_47364_0833.N1	22-MAR-2011 10:10:28	Bright	39.500	174	52Psi UMa	3.0040	4400.0	79	47364	No
78	GOM_NL__2PRFIN20110322_101343_000000373100_00367_47364_0834.N1	22-MAR-2011 10:13:43	Bright	36.500	82	48Bet UMa	2.3650	10600.	73	47364	No
79	GOM_NL__2PRFIN20110322_101514_000000393100_00367_47364_0835.N1	22-MAR-2011 10:15:14	Bright	38.500	36	50Alp UMa	1.8000	6300.0	77	47364	No
80	GOM_NL__2PRFIN20110322_101705_000000463100_00367_47364_0836.N1	22-MAR-2011 10:17:05	Bright	45.500	55	79Zet UMa	2.0600	10200.	91	47364	No
81	GOM_NL__2PRFIN20110322_102202_000000413100_00367_47364_0837.N1	22-MAR-2011 10:22:02	Bright	41.000	60	7Bet UMi	2.0810	3950.0	82	47364	No
82	GOM_NL__2PRFIN20110322_102538_000000503100_00367_47364_0838.N1	22-MAR-2011 10:25:38	Bright	50.000	119	14Eta Dra	2.7270	4700.0	100	47364	No
83	GOM_NL__2PRFIN20110322_103551_000000403100_00367_47364_0839.N1	22-MAR-2011 10:35:51	Bright	40.000	19	50Alp Cyg	1.2460	10500.	80	47364	No
84	GOM_NL__2PRFIN20110322_103726_000000403100_00367_47364_0840.N1	22-MAR-2011 10:37:26	Bright	40.000	66	37Gam Cyg	2.2080	5900.0	80	47364	No
85	GOM_NL__2PRFIN20110322_103915_000000393100_00367_47364_0841.N1	22-MAR-2011 10:39:15	Bright	38.500	92	53Eps Cyg	2.5000	4500.0	77	47364	No
86	GOM_NL__2PRFIN20110322_104807_000000563100_00367_47364_0842.N1	22-MAR-2011 10:48:07	Tw_i_and_stray	55.500	11	53Alp Aql	0.76500	8000.0	111	47364	No
87	GOM_NL__2PRFIN20110322_105854_000000493100_00367_47364_0843.N1	22-MAR-2011 10:58:54	Dark	49.000	155	41Pi Sgr	2.9000	6600.0	98	47364	No
88	GOM_NL__2PRFIN20110322_110101_000000503100_00367_47364_0844.N1	22-MAR-2011 11:01:01	Dark	50.000	57	34Sig Sgr	2.0660	26000.	100	47364	No
89	GOM_NL__2PRFIN20110322_110246_000000563100_00367_47364_0845.N1	22-MAR-2011 11:02:46	Dark	56.000	137	22Lam Sgr	2.8240	4400.0	112	47364	No
90	GOM_NL__2PRFIN20110322_110435_000000543100_00367_47364_0846.N1	22-MAR-2011 11:04:35	Dark	53.500	38	20Eps Sgr	1.8360	11000.	107	47364	No
91	GOM_NL__2PRFIN20110322_111004_000000463100_00368_47365_0851.N1	22-MAR-2011 11:10:04	Dark	45.500	141	Bet Ara	2.8400	4600.0	91	47365	No
92	GOM_NL__2PRFIN20110322_111332_000000403100_00368_47365_0852.N1	22-MAR-2011 11:13:32	Dark	39.500	134	Bet TrA	2.8100	6600.0	79	47365	No
93	GOM_NL__2PRFIN20110322_111614_000000483100_00368_47365_0853.N1	22-MAR-2011 11:16:14	Dark	47.500	4	Alp1Cen	-0.010000	5800.0	95	47365	No
94	GOM_NL__2PRFIN20110322_111833_000000473100_00368_47365_0854.N1	22-MAR-2011 11:18:33	Dark	46.500	78	Alp Lup	2.3040	28000.	93	47365	No
95	GOM_NL__2PRFIN20110322_112005_000000493100_00368_47365_0855.N1	22-MAR-2011 11:20:05	Straylight	49.000	81	Eta Cen	2.3560	28000.	98	47365	No
96	GOM_NL__2PRFIN20110322_112211_000000413100_00368_47365_0856.N1	22-MAR-2011 11:22:11	Straylight	40.500	64	Gam Cen	2.2000	10600.	81	47365	No
97	GOM_NL__2PRFIN20110322_112433_000000493100_00368_47365_0857.N1	22-MAR-2011 11:24:33	Straylight	49.000	123	lot Cen	2.7500	10200.	98	47365	No
98	GOM_NL__2PRFIN20110322_112953_000000503100_00368_47365_0858.N1	22-MAR-2011 11:29:53	Straylight	50.000	106	9Bet Crv	2.6480	5600.0	100	47365	No
99	GOM_NL__2PRFIN20110322_113201_000000463100_00368_47365_0859.N1	22-MAR-2011 11:32:01	Tw_i_and_stray	46.000	100	4Gam Crv	2.5800	13100.	92	47365	No
100	GOM_NL__2PRFIN20110322_114223_000000423100_00368_47365_0860.N1	22-MAR-2011 11:42:23	Bright	42.000	62	94Bet Leo	2.1360	9700.0	84	47365	No
101	GOM_NL__2PRFIN20110322_115041_000000393100_00368_47365_0861.N1	22-MAR-2011 11:50:41	Bright	39.000	174	52Psi UMa	3.0040	4400.0	78	47365	No

102	GOM_NL__2PRFIN20110322_115357_000000363100_00368_47365_0862.N1	22-MAR-2011 11:53:57	Bright	35.500	82	48Bet UMa	2.3650	10600.	71	47365	No
103	GOM_NL__2PRFIN20110322_115528_000000393100_00368_47365_0863.N1	22-MAR-2011 11:55:28	Bright	39.000	36	50Alp UMa	1.8000	6300.0	78	47365	No
104	GOM_NL__2PRFIN20110322_115718_000000463100_00368_47365_0864.N1	22-MAR-2011 11:57:18	Bright	46.000	55	79Zet UMa	2.0600	10200.	92	47365	No
105	GOM_NL__2PRFIN20110322_120216_000000423100_00368_47365_0865.N1	22-MAR-2011 12:02:16	Bright	41.500	60	7Bet UMi	2.0810	3950.0	83	47365	No
106	GOM_NL__2PRFIN20110322_121605_000000383100_00368_47365_0866.N1	22-MAR-2011 12:16:05	Bright	38.000	19	50Alp Cyg	1.2460	10500.	76	47365	No
107	GOM_NL__2PRFIN20110322_121740_000000403100_00368_47365_0867.N1	22-MAR-2011 12:17:40	Bright	40.000	66	37Gam Cyg	2.2080	5900.0	80	47365	No
108	GOM_NL__2PRFIN20110322_121929_000000563100_00368_47365_0868.N1	22-MAR-2011 12:19:29	Bright	56.000	92	53Eps Cyg	2.5000	4500.0	112	47365	No
109	GOM_NL__2PRFIN20110322_122821_000000553100_00368_47365_0869.N1	22-MAR-2011 12:28:21	Twilight	55.000	11	53Alp Aql	0.76500	8000.0	110	47365	No
110	GOM_NL__2PRFIN20110322_123909_000000553100_00368_47365_0870.N1	22-MAR-2011 12:39:09	Dark	54.500	155	41Pi Sgr	2.9000	6600.0	109	47365	No
111	GOM_NL__2PRFIN20110322_124116_000000503100_00368_47365_0871.N1	22-MAR-2011 12:41:16	Dark	50.000	57	34Sig Sgr	2.0660	26000.	100	47365	No
112	GOM_NL__2PRFIN20110322_124301_000000603100_00368_47365_0872.N1	22-MAR-2011 12:43:01	Dark	60.000	137	22Lam Sgr	2.8240	4400.0	120	47365	No
113	GOM_NL__2PRFIN20110322_124450_000000513100_00368_47365_0873.N1	22-MAR-2011 12:44:50	Dark	50.500	38	20Eps Sgr	1.8360	11000.	101	47365	No
114	GOM_NL__2PRFIN20110322_125019_000000453100_00369_47366_0909.N1	22-MAR-2011 12:50:19	Dark	44.500	141	Bet Ara	2.8400	4600.0	89	47366	No
115	GOM_NL__2PRFIN20110322_125346_000000393100_00369_47366_0910.N1	22-MAR-2011 12:53:46	Dark	38.500	134	Bet TrA	2.8100	6600.0	77	47366	No
116	GOM_NL__2PRFIN20110322_125629_000000433100_00369_47366_0911.N1	22-MAR-2011 12:56:29	Dark	43.000	4	Alp1Cen	-0.010000	5800.0	86	47366	No
117	GOM_NL__2PRFIN20110322_125848_000000483100_00369_47366_0912.N1	22-MAR-2011 12:58:48	Dark	47.500	78	Alp Lup	2.3040	28000.	95	47366	No
118	GOM_NL__2PRFIN20110322_130020_000000503100_00369_47366_0913.N1	22-MAR-2011 13:00:20	Straylight	49.500	81	Eta Cen	2.3560	28000.	99	47366	No
119	GOM_NL__2PRFIN20110322_130226_000000403100_00369_47366_0914.N1	22-MAR-2011 13:02:26	Straylight	39.500	64	Gam Cen	2.2000	10600.	79	47366	No
120	GOM_NL__2PRFIN20110322_130448_000000453100_00369_47366_0915.N1	22-MAR-2011 13:04:48	Straylight	44.500	123	lot Cen	2.7500	10200.	89	47366	No
121	GOM_NL__2PRFIN20110322_131007_000000503100_00369_47366_0916.N1	22-MAR-2011 13:10:07	Straylight	49.500	106	9Bet Crv	2.6480	5600.0	99	47366	No
122	GOM_NL__2PRFIN20110322_131215_000000473100_00369_47366_0917.N1	22-MAR-2011 13:12:15	Twilight	47.000	100	4Gam Crv	2.5800	13100.	94	47366	No
123	GOM_NL__2PRFIN20110322_132237_000000433100_00369_47366_0918.N1	22-MAR-2011 13:22:37	Bright	43.000	62	94Bet Leo	2.1360	9700.0	86	47366	No
124	GOM_NL__2PRFIN20110322_133055_000000403100_00369_47366_0919.N1	22-MAR-2011 13:30:55	Bright	40.000	174	52Psi UMa	3.0040	4400.0	80	47366	No
125	GOM_NL__2PRFIN20110322_133411_000000393100_00369_47366_0920.N1	22-MAR-2011 13:34:11	Bright	39.000	82	48Bet UMa	2.3650	10600.	78	47366	No
126	GOM_NL__2PRFIN20110322_133542_000000403100_00369_47366_0921.N1	22-MAR-2011 13:35:42	Bright	39.500	36	50Alp UMa	1.8000	6300.0	79	47366	No
127	GOM_NL__2PRFIN20110322_133732_000000473100_00369_47366_0922.N1	22-MAR-2011 13:37:32	Bright	46.500	55	79Zet UMa	2.0600	10200.	93	47366	No
128	GOM_NL__2PRFIN20110322_134229_000000413100_00369_47366_0923.N1	22-MAR-2011 13:42:29	Bright	41.000	60	7Bet UMi	2.0810	3950.0	82	47366	No
129	GOM_NL__2PRFIN20110322_134605_000000493100_00369_47366_0924.N1	22-MAR-2011 13:46:05	Bright	49.000	119	14Eta Dra	2.7270	4700.0	98	47366	No
130	GOM_NL__2PRFIN20110322_135619_000000393100_00369_47366_0925.N1	22-MAR-2011 13:56:19	Bright	38.500	19	50Alp Cyg	1.2460	10500.	77	47366	No
131	GOM_NL__2PRFIN20110322_135754_000000413100_00369_47366_0926.N1	22-MAR-2011 13:57:54	Bright	40.500	66	37Gam Cyg	2.2080	5900.0	81	47366	No
132	GOM_NL__2PRFIN20110322_135943_000000403100_00369_47366_0927.N1	22-MAR-2011 13:59:43	Bright	40.000	92	53Eps Cyg	2.5000	4500.0	80	47366	No
133	GOM_NL__2PRFIN20110322_140836_000000563100_00369_47366_0928.N1	22-MAR-2011 14:08:36	Twilight	56.000	11	53Alp Aql	0.76500	8000.0	112	47366	No
134	GOM_NL__2PRFIN20110322_141924_000000503100_00369_47366_0929.N1	22-MAR-2011 14:19:24	Dark	49.500	155	41Pi Sgr	2.9000	6600.0	99	47366	No
135	GOM_NL__2PRFIN20110322_142131_000000493100_00369_47366_0930.N1	22-MAR-2011 14:21:31	Dark	49.000	57	34Sig Sgr	2.0660	26000.	98	47366	No
136	GOM_NL__2PRFIN20110322_142317_000000563100_00369_47366_0931.N1	22-MAR-2011 14:23:17	Dark	56.000	137	22Lam Sgr	2.8240	4400.0	112	47366	No
137	GOM_NL__2PRFIN20110322_142505_000000523100_00369_47366_0932.N1	22-MAR-2011 14:25:05	Dark	51.500	38	20Eps Sgr	1.8360	11000.	103	47366	No
138	GOM_NL__2PRFIN20110322_143033_000000453100_00370_47367_0923.N1	22-MAR-2011 14:30:33	Dark	44.500	141	Bet Ara	2.8400	4600.0	89	47367	No
139	GOM_NL__2PRFIN20110322_143400_000000403100_00370_47367_0924.N1	22-MAR-2011 14:34:00	Dark	39.500	134	Bet TrA	2.8100	6600.0	79	47367	No
140	GOM_NL__2PRFIN20110322_143643_000000443100_00370_47367_0925.N1	22-MAR-2011 14:36:43	Dark	44.000	4	Alp1Cen	-0.010000	5800.0	88	47367	No
141	GOM_NL__2PRFIN20110322_143902_000000473100_00370_47367_0926.N1	22-MAR-2011 14:39:02	Dark	46.500	78	Alp Lup	2.3040	28000.	93	47367	No
142	GOM_NL__2PRFIN20110322_144034_000000503100_00370_47367_0927.N1	22-MAR-2011 14:40:34	Straylight	50.000	81	Eta Cen	2.3560	28000.	100	47367	No
143	GOM_NL__2PRFIN20110322_144240_000000433100_00370_47367_0928.N1	22-MAR-2011 14:42:40	Straylight	43.000	64	Gam Cen	2.2000	10600.	86	47367	No
144	GOM_NL__2PRFIN20110322_144502_000000473100_00370_47367_0929.N1	22-MAR-2011 14:45:02	Straylight	47.000	123	lot Cen	2.7500	10200.	94	47367	No
145	GOM_NL__2PRFIN20110322_145021_000000523100_00370_47367_0930.N1	22-MAR-2011 14:50:21	Straylight	52.000	106	9Bet Crv	2.6480	5600.0	104	47367	No
146	GOM_NL__2PRFIN20110322_145229_000000483100_00370_47367_0931.N1	22-MAR-2011 14:52:29	Twilight	47.500	100	4Gam Crv	2.5800	13100.	95	47367	No
147	GOM_NL__2PRFIN20110322_150250_000000433100_00370_47367_0932.N1	22-MAR-2011 15:02:50	Bright	42.500	62	94Bet Leo	2.1360	9700.0	85	47367	No
148	GOM_NL__2PRFIN20110322_151109_000000373100_00370_47367_0933.N1	22-MAR-2011 15:11:09	Bright	37.000	174	52Psi UMa	3.0040	4400.0	74	47367	No
149	GOM_NL__2PRFIN20110322_151425_000000363100_00370_47367_0934.N1	22-MAR-2011 15:14:25	Bright	36.000	82	48Bet UMa	2.3650	10600.	72	47367	No
150	GOM_NL__2PRFIN20110322_151556_000000403100_00370_47367_0935.N1	22-MAR-2011 15:15:56	Bright	39.500	36	50Alp UMa	1.8000	6300.0	79	47367	No
151	GOM_NL__2PRFIN20110322_151745_000000463100_00370_47367_0936.N1	22-MAR-2011 15:17:45	Bright	45.500	55	79Zet UMa	2.0600	10200.	91	47367	No
152	GOM_NL__2PRFIN20110322_152243_000000413100_00370_47367_0937.N1	22-MAR-2011 15:22:43	Bright	40.500	60	7Bet UMi	2.0810	3950.0	81	47367	No
153	GOM_NL__2PRFIN20110322_152618_000000483100_00370_47367_0938.N1	22-MAR-2011 15:26:18	Bright	48.000	119	14Eta Dra	2.7270	4700.0	96	47367	No
154	GOM_NL__2PRFIN20110322_153633_000000373100_00370_47367_0939.N1	22-MAR-2011 15:36:33	Bright	37.000	19	50Alp Cyg	1.2460	10500.	74	47367	No
155	GOM_NL__2PRFIN20110322_153808_000000383100_00370_47367_0940.N1	22-MAR-2011 15:38:08	Bright	38.000	66	37Gam Cyg	2.2080	5900.0	76	47367	No
156	GOM_NL__2PRFIN20110322_153957_000000563100_00370_47367_0941.N1	22-MAR-2011 15:39:57	Bright	56.000	92	53Eps Cyg	2.5000	4500.0	112	47367	No
157	GOM_NL__2PRFIN20110322_154850_000000623100_00370_47367_0942.N1	22-MAR-2011 15:48:50	Twilight	62.000	11	53Alp Aql	0.76500	8000.0	124	47367	No
158	GOM_NL__2PRFIN20110322_155939_000000503100_00370_47367_0943.N1	22-MAR-2011 15:59:39	Dark	50.000	155	41Pi Sgr	2.9000	6600.0	100	47367	No
159	GOM_NL__2PRFIN20110322_160147_000000563100_00370_47367_0944.N1	22-MAR-2011 16:01:47	Dark	55.500	57	34Sig Sgr	2.0660	26000.	111	47367	No
160	GOM_NL__2PRFIN20110322_160332_000000573100_00370_47367_0945.N1	22-MAR-2011 16:03:32	Dark	57.000	137	22Lam Sgr	2.8240	4400.0	114	47367	No



161	GOM_NL__2PRFIN20110322_160520_000000513100_00370_47367_0946.N1	22-MAR-2011 16:05:20	Dark	51.000	38	20Eps Sgr	1.8360	11000.	102	47367	No
162	GOM_NL__2PRFIN20110322_161048_000000463100_00371_47368_0953.N1	22-MAR-2011 16:10:48	Dark	46.000	141	Bet Ara	2.8400	4600.0	92	47368	No
163	GOM_NL__2PRFIN20110322_161415_000000413100_00371_47368_0954.N1	22-MAR-2011 16:14:15	Dark	40.500	134	Bet TrA	2.8100	6600.0	81	47368	No
164	GOM_NL__2PRFIN20110322_161658_000000453100_00371_47368_0955.N1	22-MAR-2011 16:16:58	Dark	44.500	4	Alp1Cen	-0.010000	5800.0	89	47368	No
165	GOM_NL__2PRFIN20110322_161917_000000463100_00371_47368_0956.N1	22-MAR-2011 16:19:17	Dark	45.500	78	Alp Lup	2.3040	28000.	91	47368	No
166	GOM_NL__2PRFIN20110322_162049_000000523100_00371_47368_0957.N1	22-MAR-2011 16:20:49	Straylight	51.500	81	Eta Cen	2.3560	28000.	103	47368	No
167	GOM_NL__2PRFIN20110322_162254_000000433100_00371_47368_0958.N1	22-MAR-2011 16:22:54	Straylight	42.500	64	Gam Cen	2.2000	10600.	85	47368	No
168	GOM_NL__2PRFIN20110322_162517_000000493100_00371_47368_0959.N1	22-MAR-2011 16:25:17	Straylight	49.000	123	lot Cen	2.7500	10200.	98	47368	No
169	GOM_NL__2PRFIN20110322_163035_000000513100_00371_47368_0960.N1	22-MAR-2011 16:30:35	Straylight	51.000	106	9Bet Crv	2.6480	5600.0	102	47368	No
170	GOM_NL__2PRFIN20110322_163243_000000473100_00371_47368_0961.N1	22-MAR-2011 16:32:43	Tw_i_and_stray	47.000	100	4Gam Crv	2.5800	13100.	94	47368	No
171	GOM_NL__2PRFIN20110322_164304_000000433100_00371_47368_0962.N1	22-MAR-2011 16:43:04	Bright	43.000	62	94Bet Leo	2.1360	9700.0	86	47368	No
172	GOM_NL__2PRFIN20110322_165123_000000383100_00371_47368_0963.N1	22-MAR-2011 16:51:23	Bright	38.000	174	52Psi UMa	3.0040	4400.0	76	47368	No
173	GOM_NL__2PRFIN20110322_165439_000000383100_00371_47368_0964.N1	22-MAR-2011 16:54:39	Bright	37.500	82	48Bet UMa	2.3650	10600.	75	47368	No
174	GOM_NL__2PRFIN20110322_165610_000000383100_00371_47368_0965.N1	22-MAR-2011 16:56:10	Bright	38.000	36	50Alp UMa	1.8000	6300.0	76	47368	No
175	GOM_NL__2PRFIN20110322_165758_000000463100_00371_47368_0966.N1	22-MAR-2011 16:57:58	Bright	45.500	55	79Zet UMa	2.0600	10200.	91	47368	No
176	GOM_NL__2PRFIN20110322_170257_000000423100_00371_47368_0967.N1	22-MAR-2011 17:02:57	Bright	42.000	60	7Bet UMi	2.0810	3950.0	84	47368	No
177	GOM_NL__2PRFIN20110322_170631_000000483100_00371_47368_0968.N1	22-MAR-2011 17:06:31	Bright	48.000	119	14Eta Dra	2.7270	4700.0	96	47368	No
178	GOM_NL__2PRFIN20110322_171647_000000413100_00371_47368_0969.N1	22-MAR-2011 17:16:47	Bright	41.000	19	50Alp Cyg	1.2460	10500.	82	47368	No
179	GOM_NL__2PRFIN20110322_171822_000000423100_00371_47368_0970.N1	22-MAR-2011 17:18:22	Bright	42.000	66	37Gam Cyg	2.2080	5900.0	84	47368	No
180	GOM_NL__2PRFIN20110322_172012_000000383100_00371_47368_0971.N1	22-MAR-2011 17:20:12	Bright	37.500	92	53Eps Cyg	2.5000	4500.0	75	47368	No
181	GOM_NL__2PRFIN20110322_172905_000000583100_00371_47368_0972.N1	22-MAR-2011 17:29:05	Tw_i_and_stray	57.500	11	53Alp Aql	0.76500	8000.0	115	47368	No
182	GOM_NL__2PRFIN20110322_173954_000000533100_00371_47368_0973.N1	22-MAR-2011 17:39:54	Dark	52.500	155	41Pi Sgr	2.9000	6600.0	105	47368	No
183	GOM_NL__2PRFIN20110322_174202_000000503100_00371_47368_0974.N1	22-MAR-2011 17:42:02	Dark	49.500	57	34Sig Sgr	2.0660	26000.	99	47368	No
184	GOM_NL__2PRFIN20110322_174348_000000563100_00371_47368_0975.N1	22-MAR-2011 17:43:48	Dark	55.500	137	22Lam Sgr	2.8240	4400.0	111	47368	No
185	GOM_NL__2PRFIN20110322_174536_000000503100_00371_47368_0976.N1	22-MAR-2011 17:45:36	Dark	50.000	38	20Eps Sgr	1.8360	11000.	100	47368	No
186	GOM_NL__2PRFIN20110322_175103_000000433100_00372_47369_0977.N1	22-MAR-2011 17:51:03	Dark	43.000	141	Bet Ara	2.8400	4600.0	86	47369	No
187	GOM_NL__2PRFIN20110322_175430_000000413100_00372_47369_0978.N1	22-MAR-2011 17:54:30	Dark	40.500	134	Bet TrA	2.8100	6600.0	81	47369	No
188	GOM_NL__2PRFIN20110322_175712_000000573100_00372_47369_0979.N1	22-MAR-2011 17:57:12	Dark	57.000	4	Alp1Cen	-0.010000	5800.0	114	47369	No
189	GOM_NL__2PRFIN20110322_175932_000000493100_00372_47369_0980.N1	22-MAR-2011 17:59:32	Dark	48.500	78	Alp Lup	2.3040	28000.	97	47369	No
190	GOM_NL__2PRFIN20110322_180104_000000493100_00372_47369_0981.N1	22-MAR-2011 18:01:04	Straylight	48.500	81	Eta Cen	2.3560	28000.	97	47369	No
191	GOM_NL__2PRFIN20110322_180309_000000453100_00372_47369_0982.N1	22-MAR-2011 18:03:09	Straylight	44.500	64	Gam Cen	2.2000	10600.	89	47369	No
192	GOM_NL__2PRFIN20110322_180531_000000483100_00372_47369_0983.N1	22-MAR-2011 18:05:31	Straylight	48.000	123	lot Cen	2.7500	10200.	96	47369	No
193	GOM_NL__2PRFIN20110322_181050_000000493100_00372_47369_0984.N1	22-MAR-2011 18:10:50	Straylight	49.000	106	9Bet Crv	2.6480	5600.0	98	47369	No
194	GOM_NL__2PRFIN20110322_181257_000000473100_00372_47369_0985.N1	22-MAR-2011 18:12:57	Tw_i_and_stray	47.000	100	4Gam Crv	2.5800	13100.	94	47369	No
195	GOM_NL__2PRFIN20110322_182318_000000433100_00372_47369_0986.N1	22-MAR-2011 18:23:18	Bright	43.000	62	94Bet Leo	2.1360	9700.0	86	47369	No
196	GOM_NL__2PRFIN20110322_183137_000000403100_00372_47369_0987.N1	22-MAR-2011 18:31:37	Bright	40.000	174	52Psi UMa	3.0040	4400.0	80	47369	No
197	GOM_NL__2PRFIN20110322_183452_000000553100_00372_47369_0988.N1	22-MAR-2011 18:34:52	Bright	55.000	82	48Bet UMa	2.3650	10600.	110	47369	No
198	GOM_NL__2PRFIN20110322_183623_000000403100_00372_47369_0989.N1	22-MAR-2011 18:36:23	Bright	39.500	36	50Alp UMa	1.8000	6300.0	79	47369	No
199	GOM_NL__2PRFIN20110322_183812_000000463100_00372_47369_0990.N1	22-MAR-2011 18:38:12	Bright	46.000	55	79Zet UMa	2.0600	10200.	92	47369	No
200	GOM_NL__2PRFIN20110322_184310_000000433100_00372_47369_0991.N1	22-MAR-2011 18:43:10	Bright	42.500	60	7Bet UMi	2.0810	3950.0	85	47369	No
201	GOM_NL__2PRFIN20110322_184645_000000513100_00372_47369_0992.N1	22-MAR-2011 18:46:45	Bright	50.500	119	14Eta Dra	2.7270	4700.0	101	47369	No
202	GOM_NL__2PRFIN20110322_185701_000000373100_00372_47369_0993.N1	22-MAR-2011 18:57:01	Bright	36.500	19	50Alp Cyg	1.2460	10500.	73	47369	No
203	GOM_NL__2PRFIN20110322_185836_000000393100_00372_47369_0994.N1	22-MAR-2011 18:58:36	Bright	38.500	66	37Gam Cyg	2.2080	5900.0	77	47369	No
204	GOM_NL__2PRFIN20110322_190025_000000413100_00372_47369_0995.N1	22-MAR-2011 19:00:25	Bright	40.500	92	53Eps Cyg	2.5000	4500.0	81	47369	No
205	GOM_NL__2PRFIN20110322_190919_000000563100_00372_47369_0996.N1	22-MAR-2011 19:09:19	Tw_i_and_stray	56.000	11	53Alp Aql	0.76500	8000.0	112	47369	No
206	GOM_NL__2PRFIN20110322_192009_000000553100_00372_47369_0997.N1	22-MAR-2011 19:20:09	Dark	54.500	155	41Pi Sgr	2.9000	6600.0	109	47369	No
207	GOM_NL__2PRFIN20110322_192217_000000523100_00372_47369_0998.N1	22-MAR-2011 19:22:17	Dark	52.000	57	34Sig Sgr	2.0660	26000.	104	47369	No
208	GOM_NL__2PRFIN20110322_192403_000000583100_00372_47369_0999.N1	22-MAR-2011 19:24:03	Dark	57.500	137	22Lam Sgr	2.8240	4400.0	115	47369	No
209	GOM_NL__2PRFIN20110322_192551_000000513100_00372_47369_1000.N1	22-MAR-2011 19:25:51	Dark	50.500	38	20Eps Sgr	1.8360	11000.	101	47369	No
210	GOM_NL__2PRFIN20110322_193118_000000473100_00373_47370_1010.N1	22-MAR-2011 19:31:18	Dark	46.500	141	Bet Ara	2.8400	4600.0	93	47370	No
211	GOM_NL__2PRFIN20110322_193444_000000403100_00373_47370_1011.N1	22-MAR-2011 19:34:44	Dark	40.000	134	Bet TrA	2.8100	6600.0	80	47370	No
212	GOM_NL__2PRFIN20110322_193727_000000553100_00373_47370_1012.N1	22-MAR-2011 19:37:27	Dark	55.000	4	Alp1Cen	-0.010000	5800.0	110	47370	No
213	GOM_NL__2PRFIN20110322_193947_000000463100_00373_47370_1013.N1	22-MAR-2011 19:39:47	Dark	46.000	78	Alp Lup	2.3040	28000.	92	47370	No
214	GOM_NL__2PRFIN20110322_194119_000000523100_00373_47370_1014.N1	22-MAR-2011 19:41:19	Straylight	51.500	81	Eta Cen	2.3560	28000.	103	47370	No
215	GOM_NL__2PRFIN20110322_194323_000000413100_00373_47370_1015.N1	22-MAR-2011 19:43:23	Straylight	41.000	64	Gam Cen	2.2000	10600.	82	47370	No
216	GOM_NL__2PRFIN20110322_194546_000000483100_00373_47370_1016.N1	22-MAR-2011 19:45:46	Straylight	48.000	123	lot Cen	2.7500	10200.	96	47370	No
217	GOM_NL__2PRFIN20110322_195104_000000493100_00373_47370_1017.N1	22-MAR-2011 19:51:04	Straylight	48.500	106	9Bet Crv	2.6480	5600.0	97	47370	No
218	GOM_NL__2PRFIN20110322_195312_000000473100_00373_47370_1018.N1	22-MAR-2011 19:53:12	Tw_i_and_stray	47.000	100	4Gam Crv	2.5800	13100.	94	47370	No
219	GOM_NL__2PRFIN20110322_200332_000000423100_00373_47370_1019.N1	22-MAR-2011 20:03:32	Bright	42.000	62	94Bet Leo	2.1360	9700.0	84	47370	No

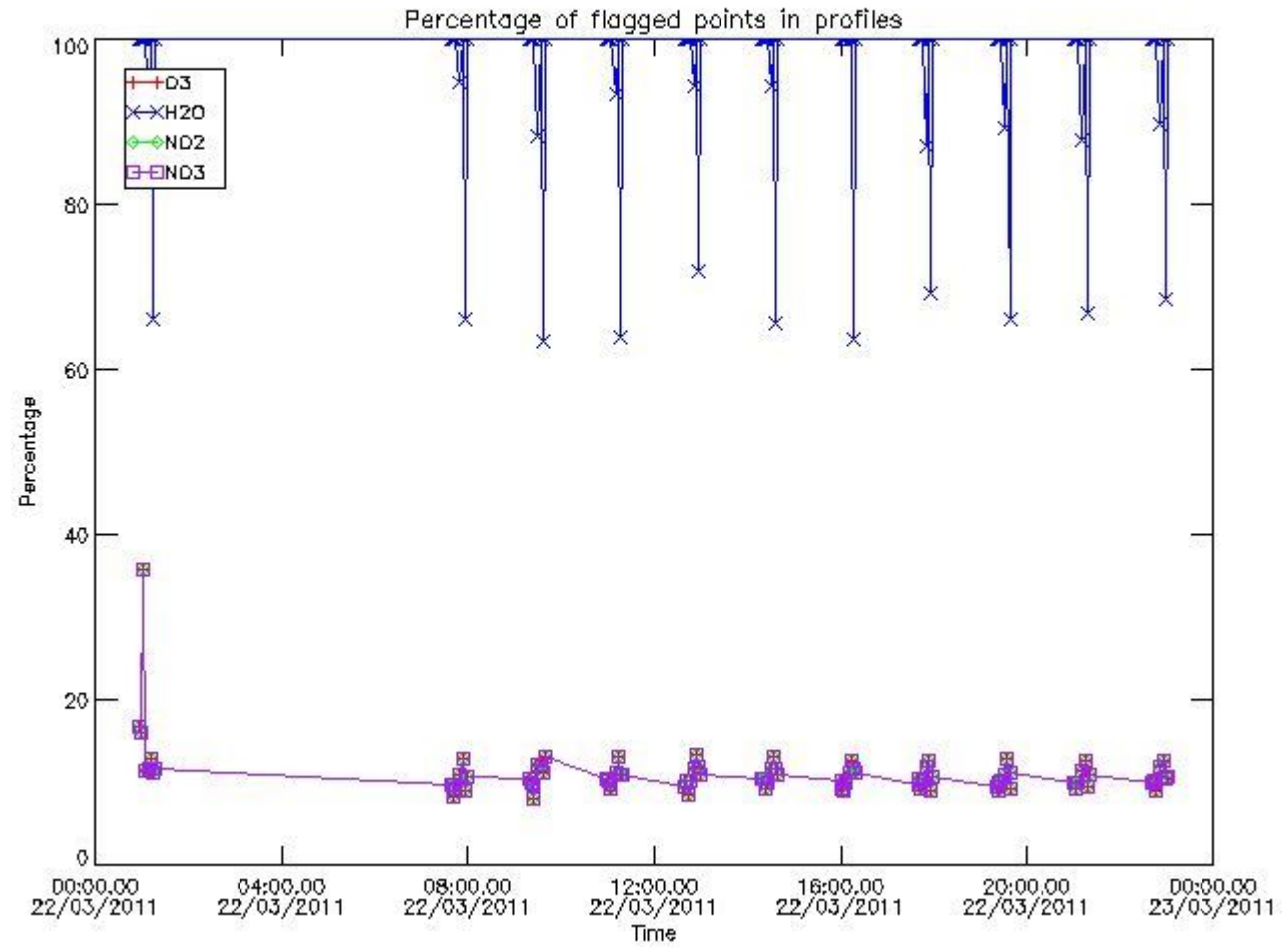


220	GOM_NL__2PRFIN20110322_201150_000000403100_00373_47370_1020.N1	22-MAR-2011 20:11:50	Bright	40.000	174	52Psi UMa	3.0040	4400.0	80	47370	No
221	GOM_NL__2PRFIN20110322_201506_000000393100_00373_47370_1021.N1	22-MAR-2011 20:15:06	Bright	38.500	82	48Bet UMa	2.3650	10600.	77	47370	No
222	GOM_NL__2PRFIN20110322_201637_000000403100_00373_47370_1022.N1	22-MAR-2011 20:16:37	Bright	40.000	36	50Alp UMa	1.8000	6300.0	80	47370	No
223	GOM_NL__2PRFIN20110322_201825_000000443100_00373_47370_1023.N1	22-MAR-2011 20:18:25	Bright	43.500	55	79Zet UMa	2.0600	10200.	87	47370	No
224	GOM_NL__2PRFIN20110322_202324_000000433100_00373_47370_1024.N1	22-MAR-2011 20:23:24	Bright	42.500	60	7Bet UMi	2.0810	3950.0	85	47370	No
225	GOM_NL__2PRFIN20110322_202658_000000453100_00373_47370_1025.N1	22-MAR-2011 20:26:58	Bright	44.500	119	14Eta Dra	2.7270	4700.0	89	47370	No
226	GOM_NL__2PRFIN20110322_203207_000000383100_00373_47370_1026.N1	22-MAR-2011 20:32:07	Bright	37.500	89	5Alp Cep	2.4510	8000.0	75	47370	No
227	GOM_NL__2PRFIN20110322_203715_000000393100_00373_47370_1027.N1	22-MAR-2011 20:37:15	Bright	39.000	19	50Alp Cyg	1.2460	10500.	78	47370	No
228	GOM_NL__2PRFIN20110322_203850_000000423100_00373_47370_1028.N1	22-MAR-2011 20:38:50	Bright	41.500	66	37Gam Cyg	2.2080	5900.0	83	47370	No
229	GOM_NL__2PRFIN20110322_204040_000000563100_00373_47370_1029.N1	22-MAR-2011 20:40:40	Bright	56.000	92	53Eps Cyg	2.5000	4500.0	112	47370	No
230	GOM_NL__2PRFIN20110322_204934_000000593100_00373_47370_1030.N1	22-MAR-2011 20:49:34	Twilight	58.500	11	53Alp Aql	0.76500	8000.0	117	47370	No
231	GOM_NL__2PRFIN20110322_210024_000000523100_00373_47370_1031.N1	22-MAR-2011 21:00:24	Dark	51.500	155	41Pi Sgr	2.9000	6600.0	103	47370	No
232	GOM_NL__2PRFIN20110322_210232_000000513100_00373_47370_1032.N1	22-MAR-2011 21:02:32	Dark	51.000	57	34Sig Sgr	2.0660	26000.	102	47370	No
233	GOM_NL__2PRFIN20110322_210418_000000563100_00373_47370_1033.N1	22-MAR-2011 21:04:18	Dark	55.500	137	22Lam Sgr	2.8240	4400.0	111	47370	No
234	GOM_NL__2PRFIN20110322_210606_000000523100_00373_47370_1034.N1	22-MAR-2011 21:06:06	Dark	52.000	38	20Eps Sgr	1.8360	11000.	104	47370	No
235	GOM_NL__2PRFIN20110322_211132_000000453100_00374_47371_1060.N1	22-MAR-2011 21:11:32	Dark	45.000	141	Bet Ara	2.8400	4600.0	90	47371	No
236	GOM_NL__2PRFIN20110322_211459_000000413100_00374_47371_1061.N1	22-MAR-2011 21:14:59	Dark	41.000	134	Bet TrA	2.8100	6600.0	82	47371	No
237	GOM_NL__2PRFIN20110322_211741_000000553100_00374_47371_1062.N1	22-MAR-2011 21:17:41	Dark	54.500	4	Alp1Cen	-0.010000	5800.0	109	47371	No
238	GOM_NL__2PRFIN20110322_212001_000000473100_00374_47371_1063.N1	22-MAR-2011 21:20:01	Dark	46.500	78	Alp Lup	2.3040	28000.	93	47371	No
239	GOM_NL__2PRFIN20110322_212134_000000503100_00374_47371_1064.N1	22-MAR-2011 21:21:34	Straylight	50.000	81	Eta Cen	2.3560	28000.	100	47371	No
240	GOM_NL__2PRFIN20110322_212338_000000443100_00374_47371_1065.N1	22-MAR-2011 21:23:38	Straylight	44.000	64	Gam Cen	2.2000	10600.	88	47371	No
241	GOM_NL__2PRFIN20110322_212600_000000473100_00374_47371_1066.N1	22-MAR-2011 21:26:00	Straylight	47.000	123	lot Cen	2.7500	10200.	94	47371	No
242	GOM_NL__2PRFIN20110322_213118_000000463100_00374_47371_1067.N1	22-MAR-2011 21:31:18	Straylight	46.000	106	9Bet Crv	2.6480	5600.0	92	47371	No
243	GOM_NL__2PRFIN20110322_213326_000000483100_00374_47371_1068.N1	22-MAR-2011 21:33:26	Twilight	48.000	100	4Gam Crv	2.5800	13100.	96	47371	No
244	GOM_NL__2PRFIN20110322_214345_000000443100_00374_47371_1069.N1	22-MAR-2011 21:43:45	Bright	43.500	62	94Bet Leo	2.1360	9700.0	87	47371	No
245	GOM_NL__2PRFIN20110322_215204_000000563100_00374_47371_1070.N1	22-MAR-2011 21:52:04	Bright	56.000	174	52Psi UMa	3.0040	4400.0	112	47371	No
246	GOM_NL__2PRFIN20110322_215520_000000383100_00374_47371_1071.N1	22-MAR-2011 21:55:20	Bright	38.000	82	48Bet UMa	2.3650	10600.	76	47371	No
247	GOM_NL__2PRFIN20110322_215651_000000403100_00374_47371_1072.N1	22-MAR-2011 21:56:51	Bright	39.500	36	50Alp UMa	1.8000	6300.0	79	47371	No
248	GOM_NL__2PRFIN20110322_215838_000000443100_00374_47371_1073.N1	22-MAR-2011 21:58:38	Bright	44.000	55	79Zet UMa	2.0600	10200.	88	47371	No
249	GOM_NL__2PRFIN20110322_220338_000000423100_00374_47371_1074.N1	22-MAR-2011 22:03:38	Bright	42.000	60	7Bet UMi	2.0810	3950.0	84	47371	No
250	GOM_NL__2PRFIN20110322_220712_000000473100_00374_47371_1075.N1	22-MAR-2011 22:07:12	Bright	46.500	119	14Eta Dra	2.7270	4700.0	93	47371	No
251	GOM_NL__2PRFIN20110322_221221_000000343100_00374_47371_1076.N1	22-MAR-2011 22:12:21	Bright	34.000	89	5Alp Cep	2.4510	8000.0	68	47371	No
252	GOM_NL__2PRFIN20110322_221729_000000373100_00374_47371_1077.N1	22-MAR-2011 22:17:29	Bright	37.000	19	50Alp Cyg	1.2460	10500.	74	47371	No
253	GOM_NL__2PRFIN20110322_221904_000000383100_00374_47371_1078.N1	22-MAR-2011 22:19:04	Bright	38.000	66	37Gam Cyg	2.2080	5900.0	76	47371	No
254	GOM_NL__2PRFIN20110322_222054_000000563100_00374_47371_1079.N1	22-MAR-2011 22:20:54	Bright	56.000	92	53Eps Cyg	2.5000	4500.0	112	47371	No
255	GOM_NL__2PRFIN20110322_222948_000000563100_00374_47371_1080.N1	22-MAR-2011 22:29:48	Twilight	56.000	11	53Alp Aql	0.76500	8000.0	112	47371	No
256	GOM_NL__2PRFIN20110322_224039_000000513100_00374_47371_1081.N1	22-MAR-2011 22:40:39	Dark	51.000	155	41Pi Sgr	2.9000	6600.0	102	47371	No
257	GOM_NL__2PRFIN20110322_224247_000000513100_00374_47371_1082.N1	22-MAR-2011 22:42:47	Dark	50.500	57	34Sig Sgr	2.0660	26000.	101	47371	No
258	GOM_NL__2PRFIN20110322_224434_000000573100_00374_47371_1083.N1	22-MAR-2011 22:44:34	Dark	57.000	137	22Lam Sgr	2.8240	4400.0	114	47371	No
259	GOM_NL__2PRFIN20110322_224621_000000513100_00374_47371_1084.N1	22-MAR-2011 22:46:21	Dark	51.000	38	20Eps Sgr	1.8360	11000.	102	47371	No
260	GOM_NL__2PRFIN20110322_225147_000000443100_00375_47372_1068.N1	22-MAR-2011 22:51:47	Dark	43.500	141	Bet Ara	2.8400	4600.0	87	47372	No
261	GOM_NL__2PRFIN20110322_225513_000000413100_00375_47372_1069.N1	22-MAR-2011 22:55:13	Dark	40.500	134	Bet TrA	2.8100	6600.0	81	47372	No
262	GOM_NL__2PRFIN20110322_225756_000000503100_00375_47372_1070.N1	22-MAR-2011 22:57:56	Dark	49.500	4	Alp1Cen	-0.010000	5800.0	99	47372	No
263	GOM_NL__2PRFIN20110322_230016_000000493100_00375_47372_1071.N1	22-MAR-2011 23:00:16	Dark	48.500	78	Alp Lup	2.3040	28000.	97	47372	No
264	GOM_NL__2PRFIN20110322_230148_000000503100_00375_47372_1072.N1	22-MAR-2011 23:01:48	Straylight	49.500	81	Eta Cen	2.3560	28000.	99	47372	No
265	GOM_NL__2PRFIN20110322_230352_000000453100_00375_47372_1073.N1	22-MAR-2011 23:03:52	Straylight	45.000	64	Gam Cen	2.2000	10600.	90	47372	No
266	GOM_NL__2PRFIN20110322_230614_000000453100_00375_47372_1074.N1	22-MAR-2011 23:06:14	Straylight	45.000	123	lot Cen	2.7500	10200.	90	47372	No
267	GOM_NL__2PRFIN20110322_231132_000000533100_00375_47372_1075.N1	22-MAR-2011 23:11:32	Straylight	53.000	106	9Bet Crv	2.6480	5600.0	106	47372	No
268	GOM_NL__2PRFIN20110322_231340_000000473100_00375_47372_1076.N1	22-MAR-2011 23:13:40	Twilight	47.000	100	4Gam Crv	2.5800	13100.	94	47372	No
269	GOM_NL__2PRFIN20110322_232359_000000433100_00375_47372_1077.N1	22-MAR-2011 23:23:59	Bright	43.000	62	94Bet Leo	2.1360	9700.0	86	47372	No
270	GOM_NL__2PRFIN20110322_233218_000000393100_00375_47372_1078.N1	22-MAR-2011 23:32:18	Bright	38.500	174	52Psi UMa	3.0040	4400.0	77	47372	No
271	GOM_NL__2PRFIN20110322_233534_000000373100_00375_47372_1079.N1	22-MAR-2011 23:35:34	Bright	36.500	82	48Bet UMa	2.3650	10600.	73	47372	No
272	GOM_NL__2PRFIN20110322_233705_000000393100_00375_47372_1080.N1	22-MAR-2011 23:37:05	Bright	39.000	36	50Alp UMa	1.8000	6300.0	78	47372	No
273	GOM_NL__2PRFIN20110322_233851_000000463100_00375_47372_1081.N1	22-MAR-2011 23:38:51	Bright	45.500	55	79Zet UMa	2.0600	10200.	91	47372	No
274	GOM_NL__2PRFIN20110322_234351_000000363100_00375_47372_1082.N1	22-MAR-2011 23:43:51	Bright	36.000	60	7Bet UMi	2.0810	3950.0	72	47372	No
275	GOM_NL__2PRFIN20110322_234725_000000473100_00375_47372_1083.N1	22-MAR-2011 23:47:25	Bright	46.500	119	14Eta Dra	2.7270	4700.0	93	47372	No
276	GOM_NL__2PRFIN20110322_235235_000000373100_00375_47372_1084.N1	22-MAR-2011 23:52:35	Bright	37.000	89	5Alp Cep	2.4510	8000.0	74	47372	No
277	GOM_NL__2PRFIN20110322_235743_000000383100_00375_47372_1085.N1	22-MAR-2011 23:57:43	Bright	37.500	19	50Alp Cyg	1.2460	10500.	75	47372	No
278	GOM_NL__2PRFIN20110322_235918_000000403100_00375_47372_1086.N1	22-MAR-2011 23:59:18	Bright	39.500	66	37Gam Cyg	2.2080	5900.0	79	47372	No

### 3. Quality information per product

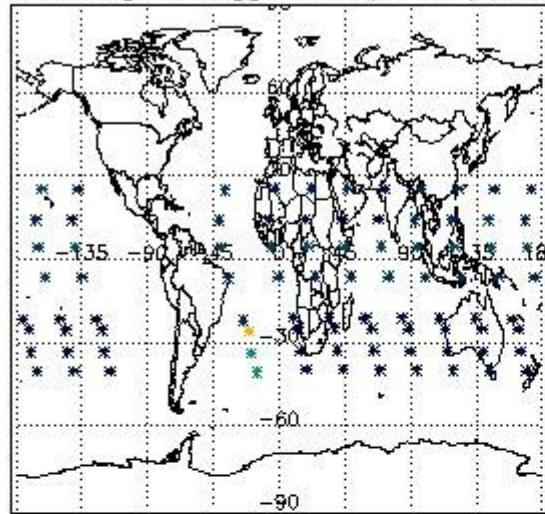
In this section it is plotted some information contained in the Quality Summary data set of the level 2 products. Only products in dark limb conditions and without errors (error flag in the MPH set to "0") are used.

#### 3.1 Plot quality information per product (time dependant)

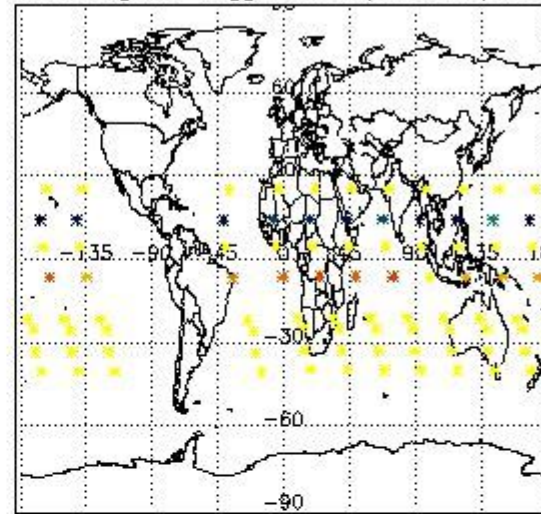


#### 3.2 Plot quality information per product (world map)

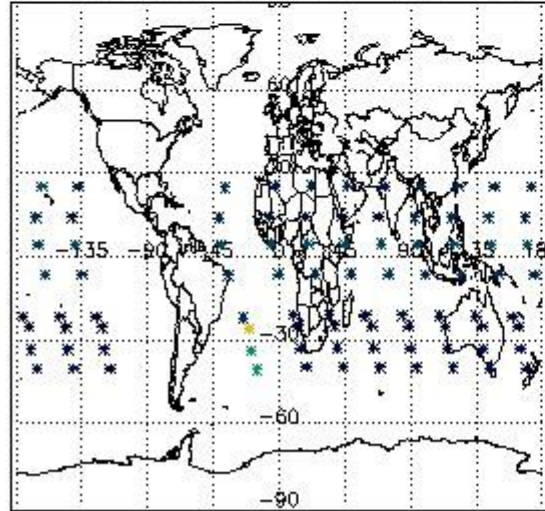
Percentage of flagged data per O3 profile



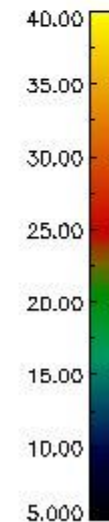
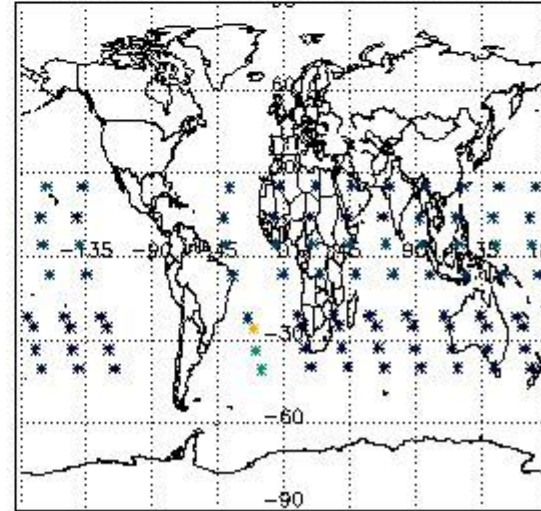
Percentage of flagged data per H2O profile



Percentage of flagged data per NO2 profile



Percentage of flagged data per NO3 profile



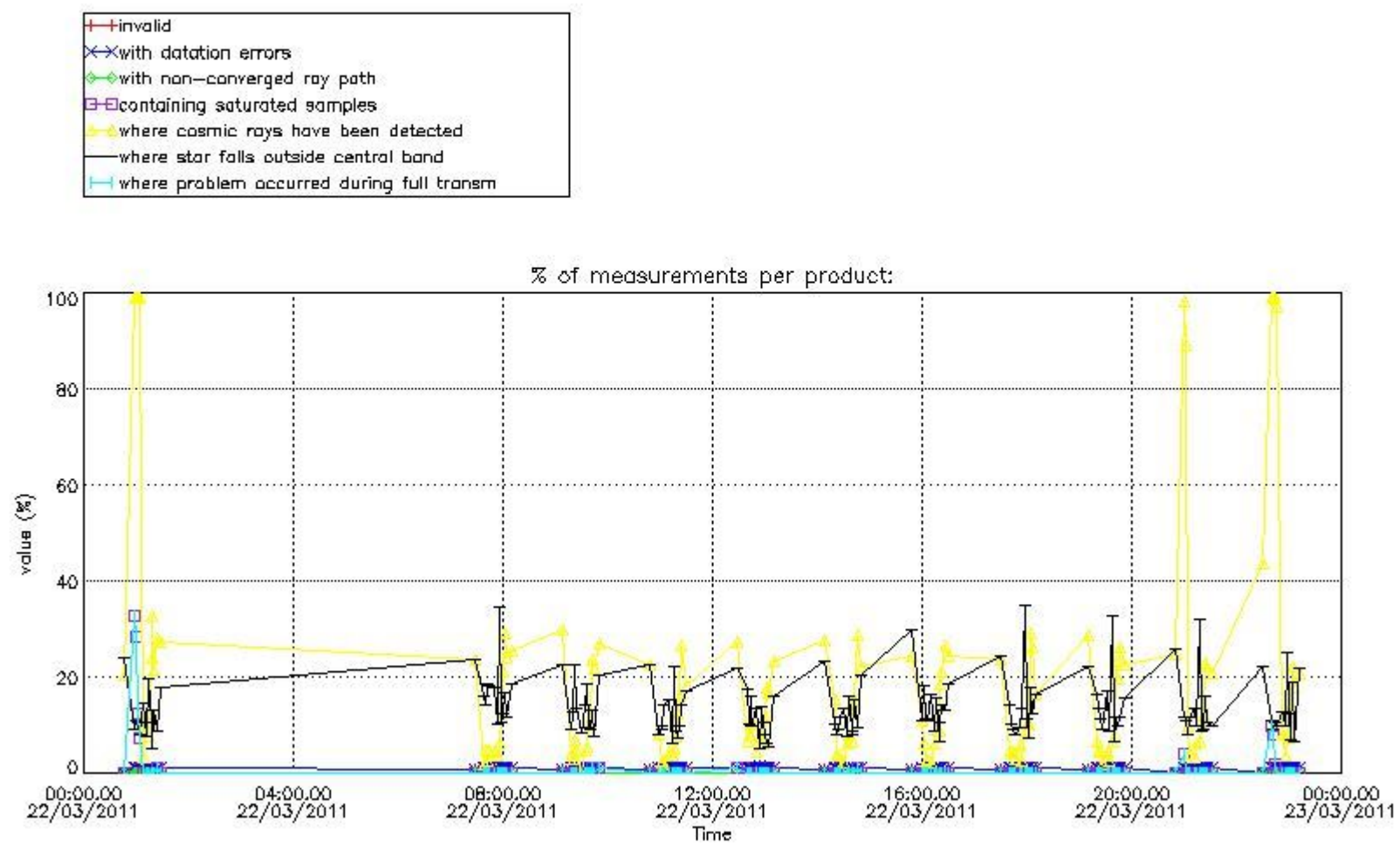
#### 4. Level 1 quality information per product

In this section it is plotted some information contained in the Quality Summary data set of the level 2 products that comes from the level 1b processing. Products without errors (error flag in the MPH set to "0") are used.

##### 4.1 Plot quality information per product (time dependant) coming from level 1b processing

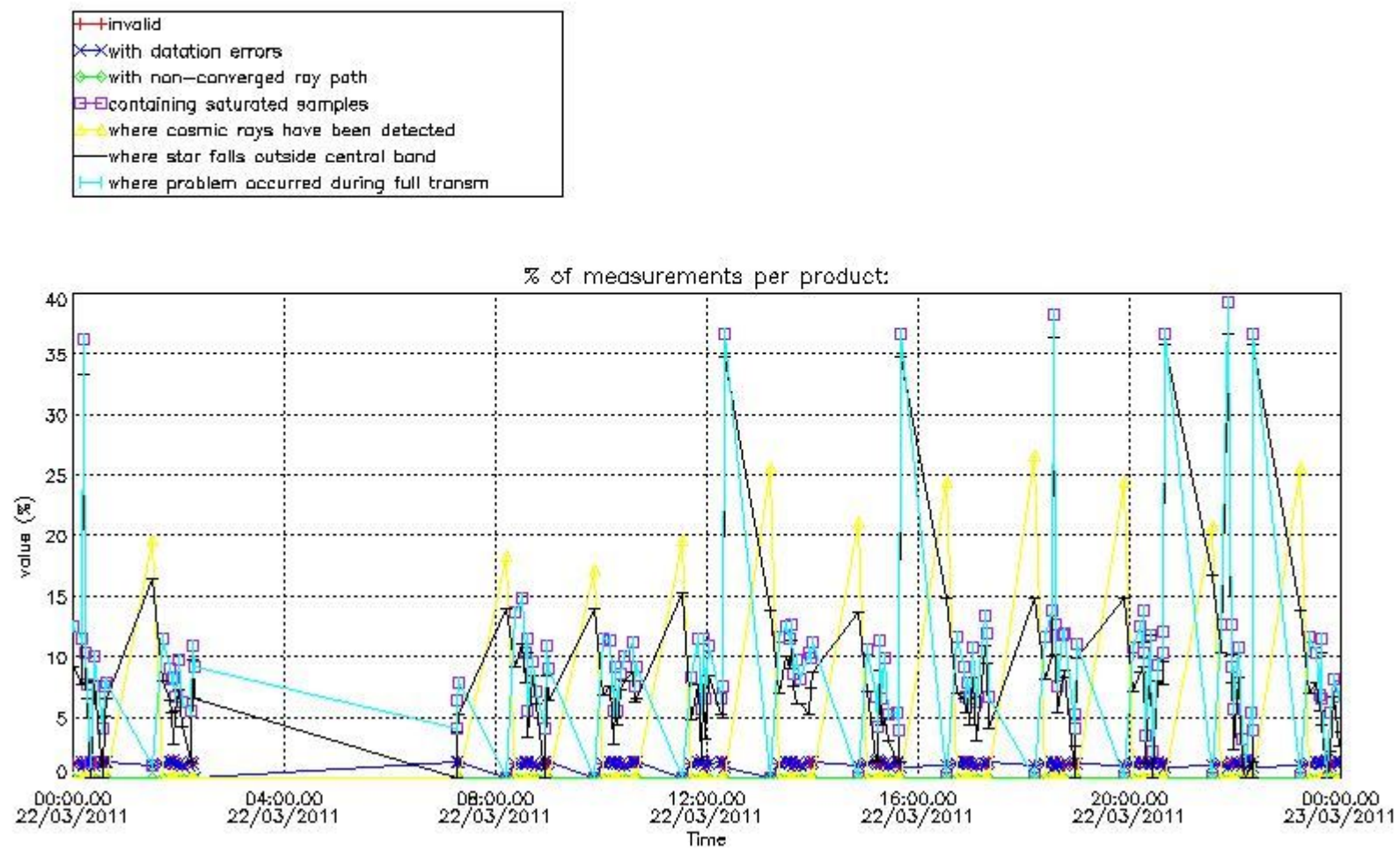
###### 4.1.1 Plot level 1 quality information per product (time dependant): ENVISAT ASCENDING passes





4.1.2 Plot level 1 quality information per product (time dependant): ENVI SAT DESCENDING passes

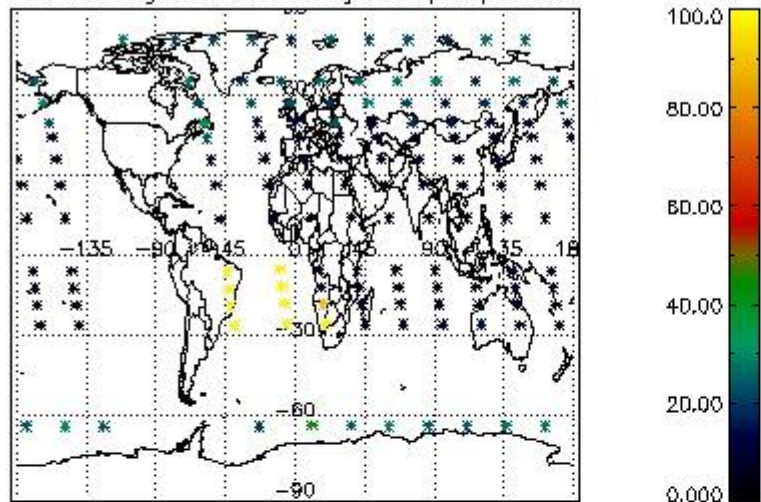




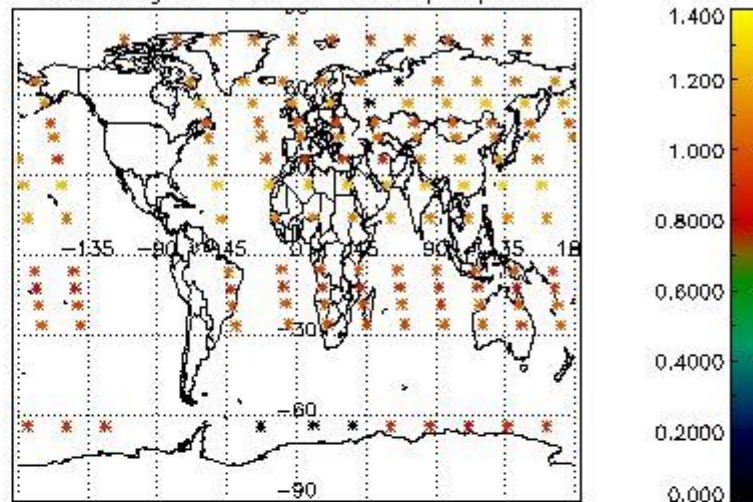
*4.2 Plot quality information per product coming from level 1b processing (world map)*

*4.2.1 Plot level 1 quality information per product (world map): ENVISAT ASCENDING passes*

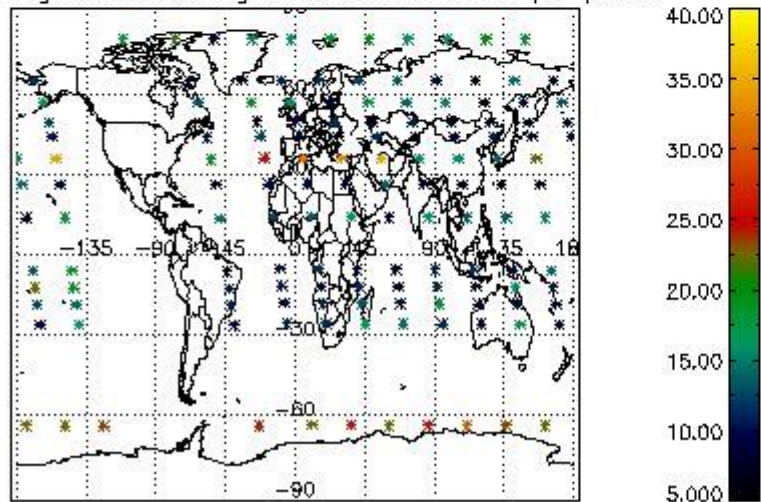
Percentage of cosmic ray hits per profile



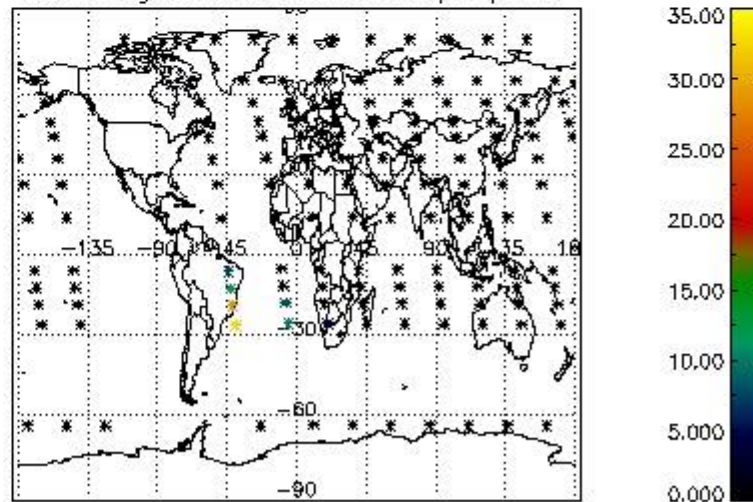
Percentage of datation errors per profile



Percentage of star falling outside central band per profile

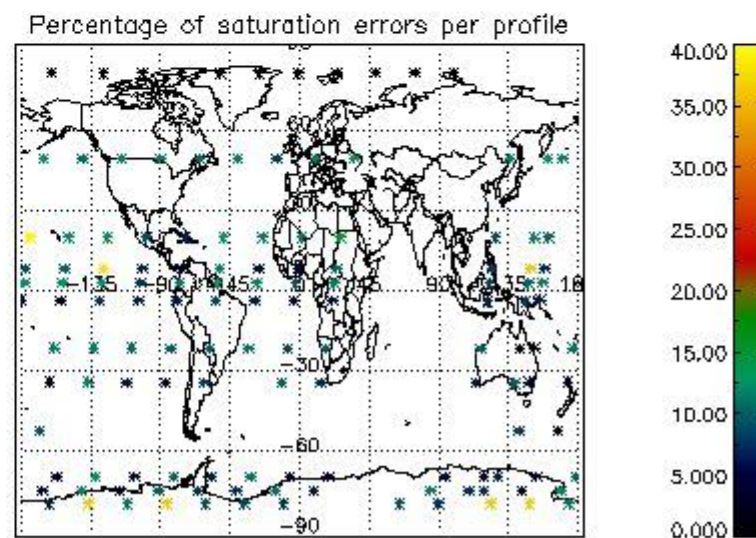
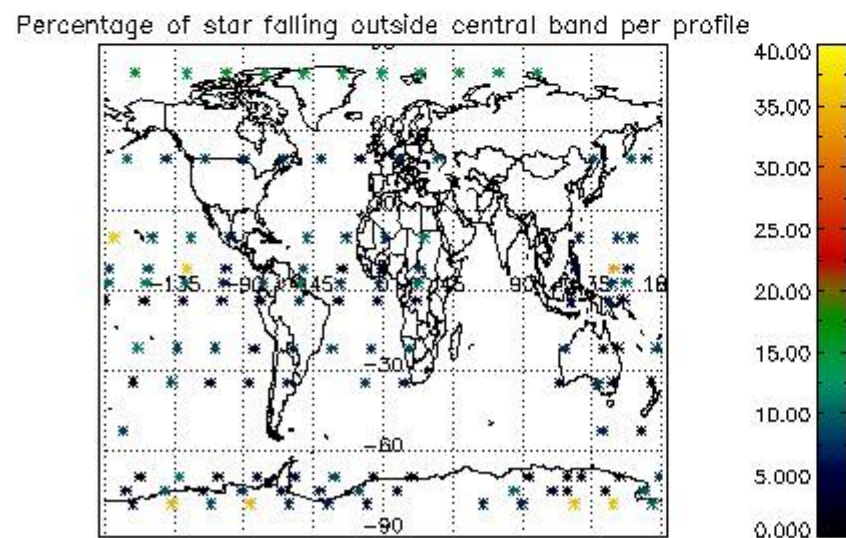
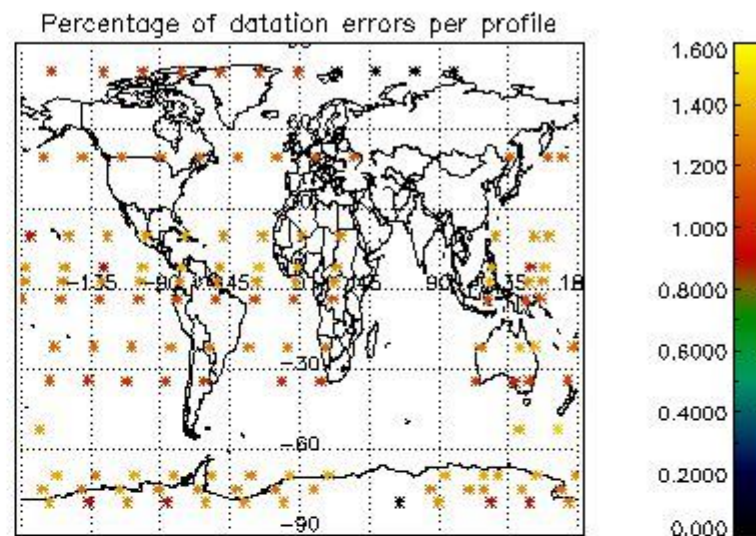
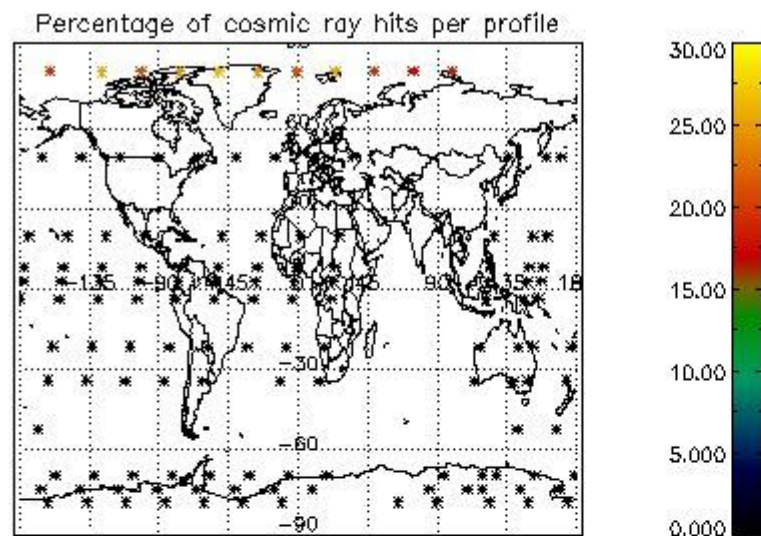


Percentage of saturation errors per profile



4.2.2 Plot level 1 quality information per product (world map): ENVISAT DESCENDING passes





## 5. Trace gas profiles

### 5.1 Ozone statistics based on quality of products

The final quality of the products can be "measured" using the STD (Standard Deviation) attached to every point profile. This information is written to the parameter GOM\_NL\_\_2P/NL\_LOCAL\_SPECIES\_DENSITY/o3\_std of the level 2 products. The table below shows the statistics for given STD ranges.

The statistics are given with respect to the overall valid production:

- Products without fatal errors: GOM\_NL\_\_2P/MPH/PRODUCT\_ERR=0
- Valid point profile: GOM\_NL\_\_2P/NL\_LOCAL\_SPECIES\_DENSITY/pcd(0)=0

The 'Criteria' is applied to valid points of dark limb products:

- Products in dark limb illumination condition: GOM\_NL\_\_2P/NL\_SUMMARY\_QUALITY/obs\_ill\_cond=0
- Products without fatal errors: GOM\_NL\_\_2P/MPH/PRODUCT\_ERR=0
- Valid point profile: GOM\_NL\_\_2P/NL\_LOCAL\_SPECIES\_DENSITY/pcd(0)=0

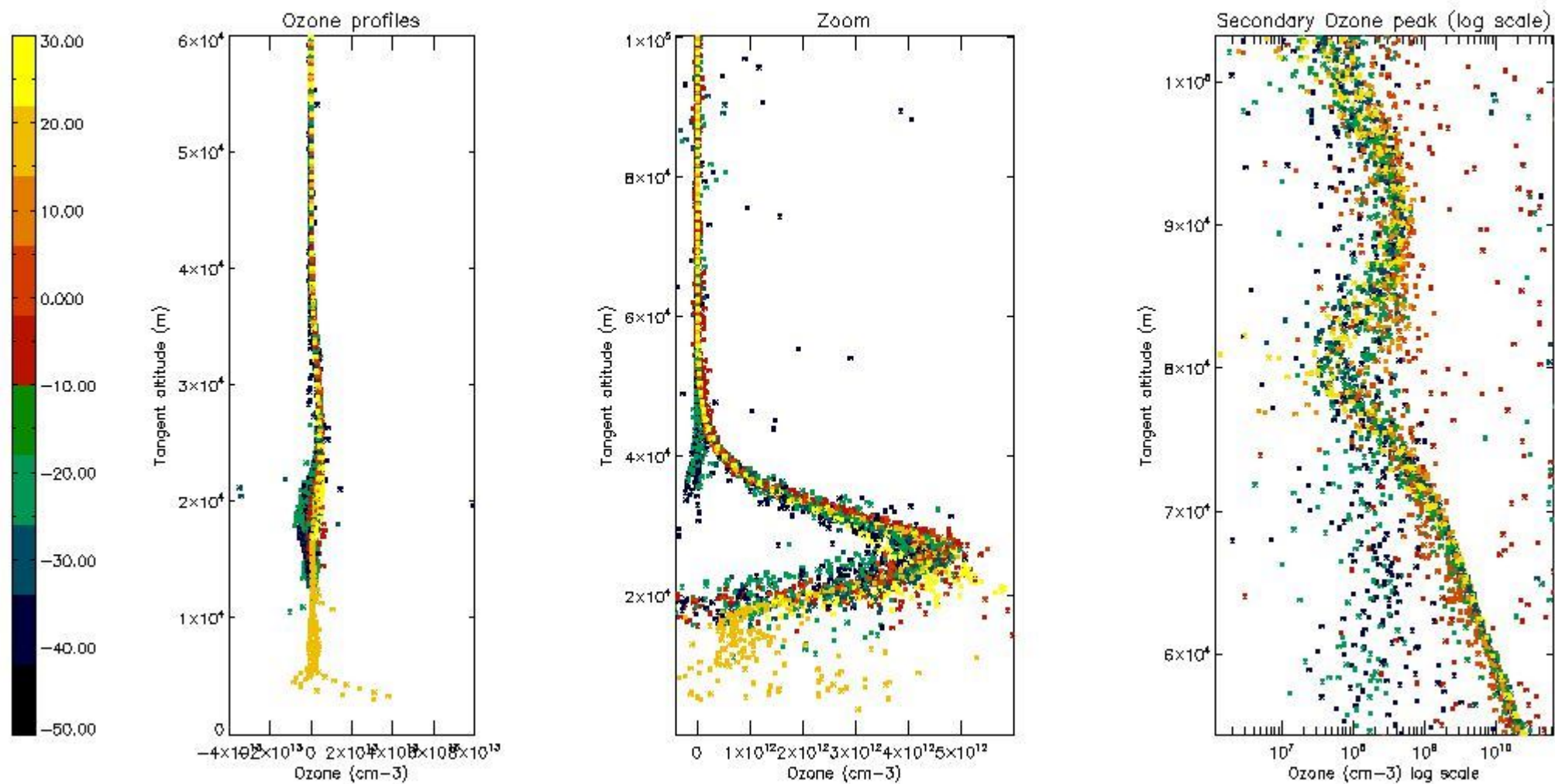
So, the table below shows the percentage of dark limb and valid observations for each criteria with respect to the overall valid daily observations.

Criteria	% of total production
All STD	35
STD < 20	14

STD < 10	11
STD < 5	7

5.2 Plot ozone profiles for all STD (dark without errors)

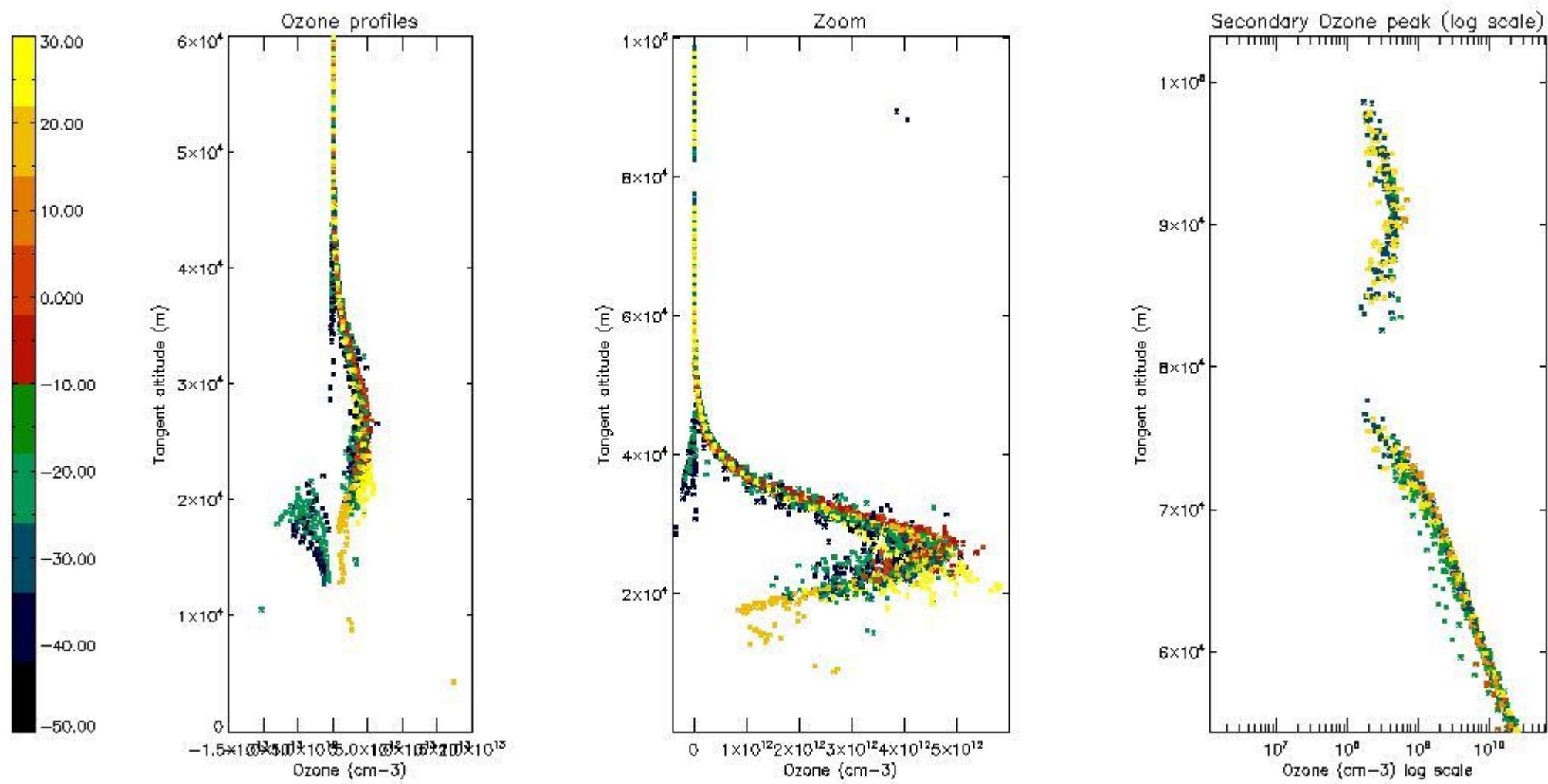
The colorbar represents the latitude.



5.3 Plot ozone profiles where STD < 20% (dark without errors)

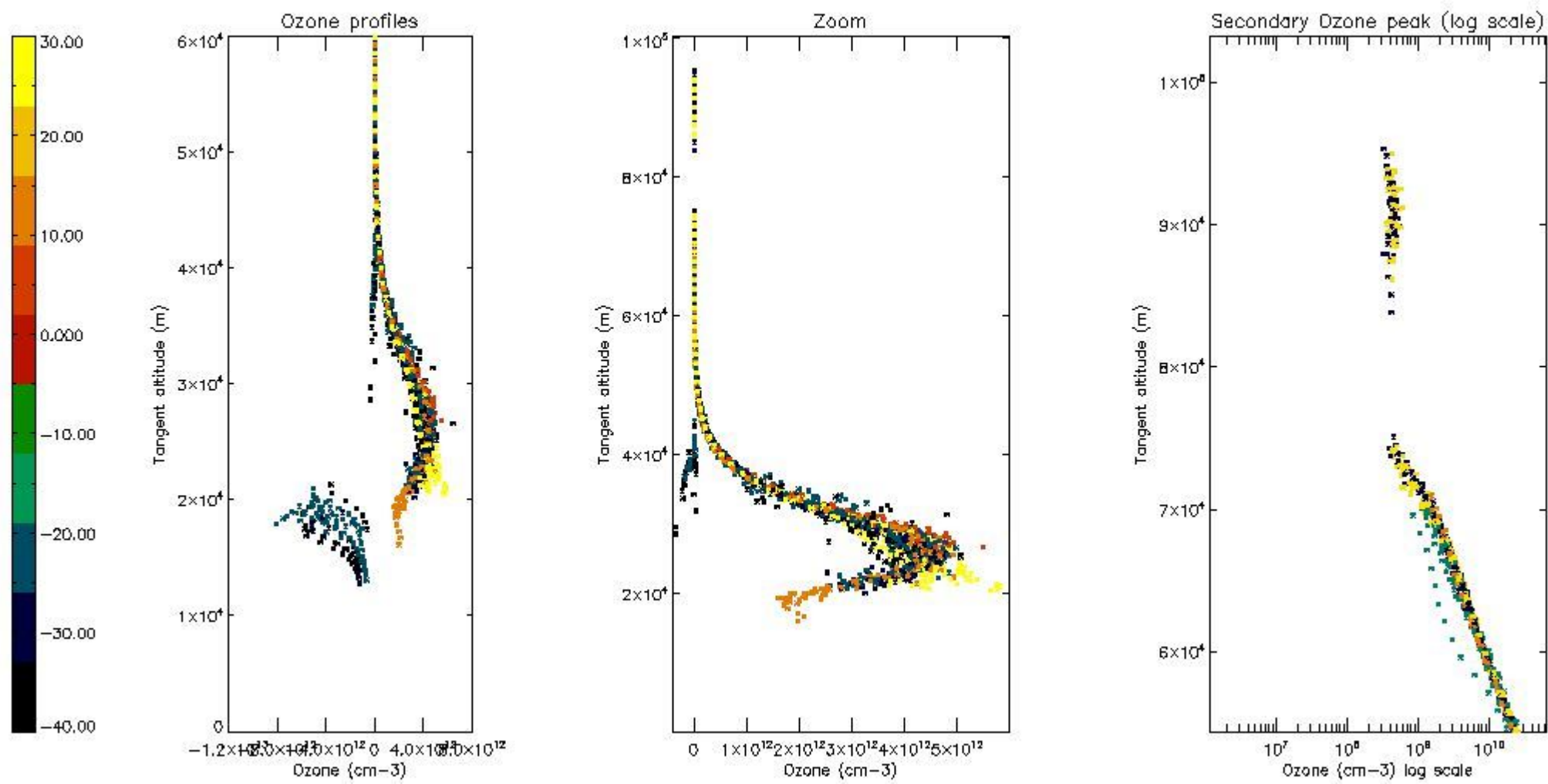
The colorbar represents the latitude.





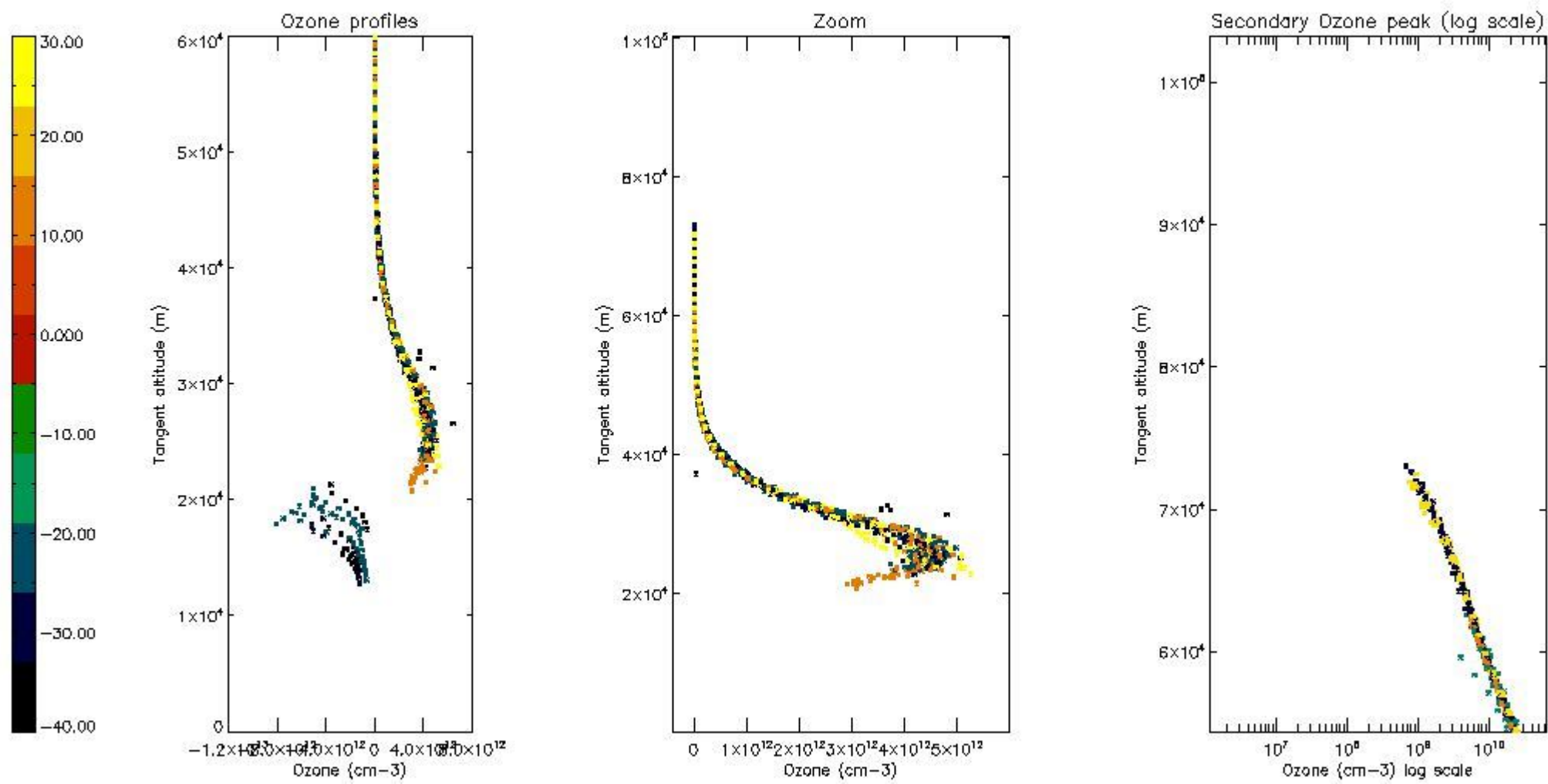
*5.4 Plot ozone profiles where STD < 10% (dark without errors)*

The colorbar represents the latitude.



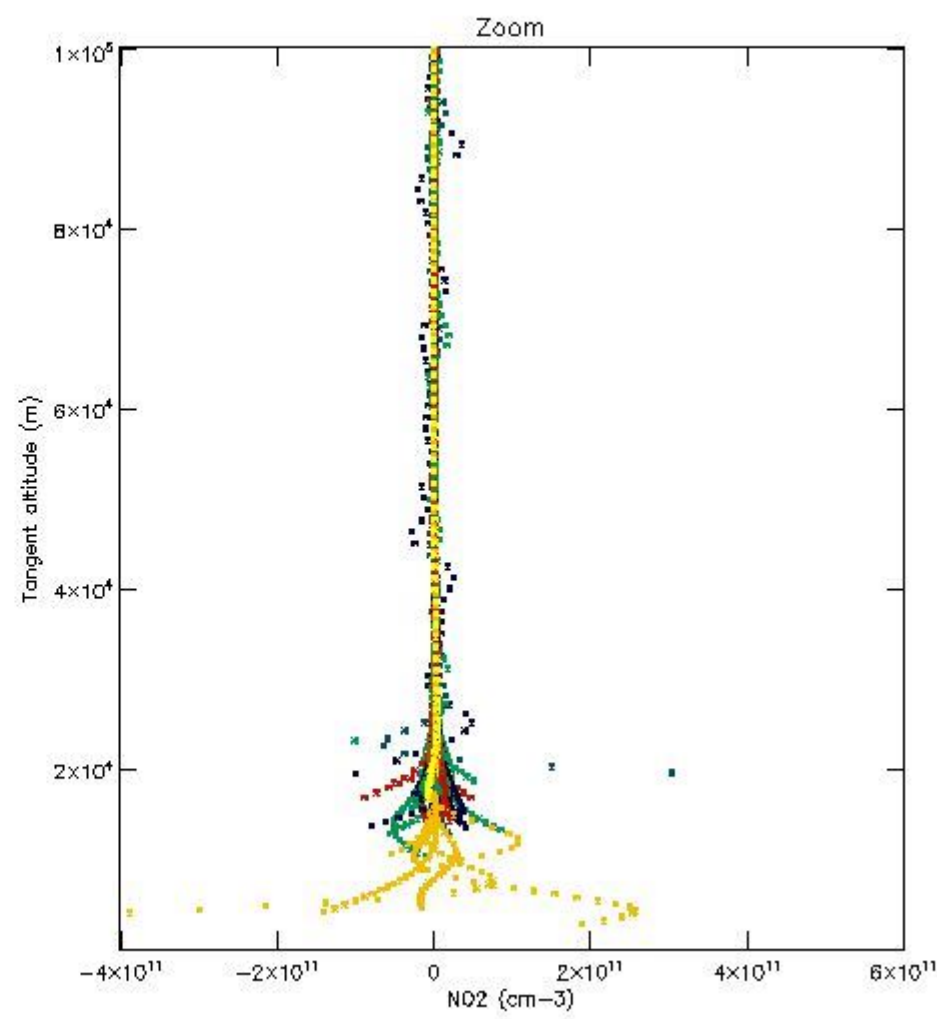
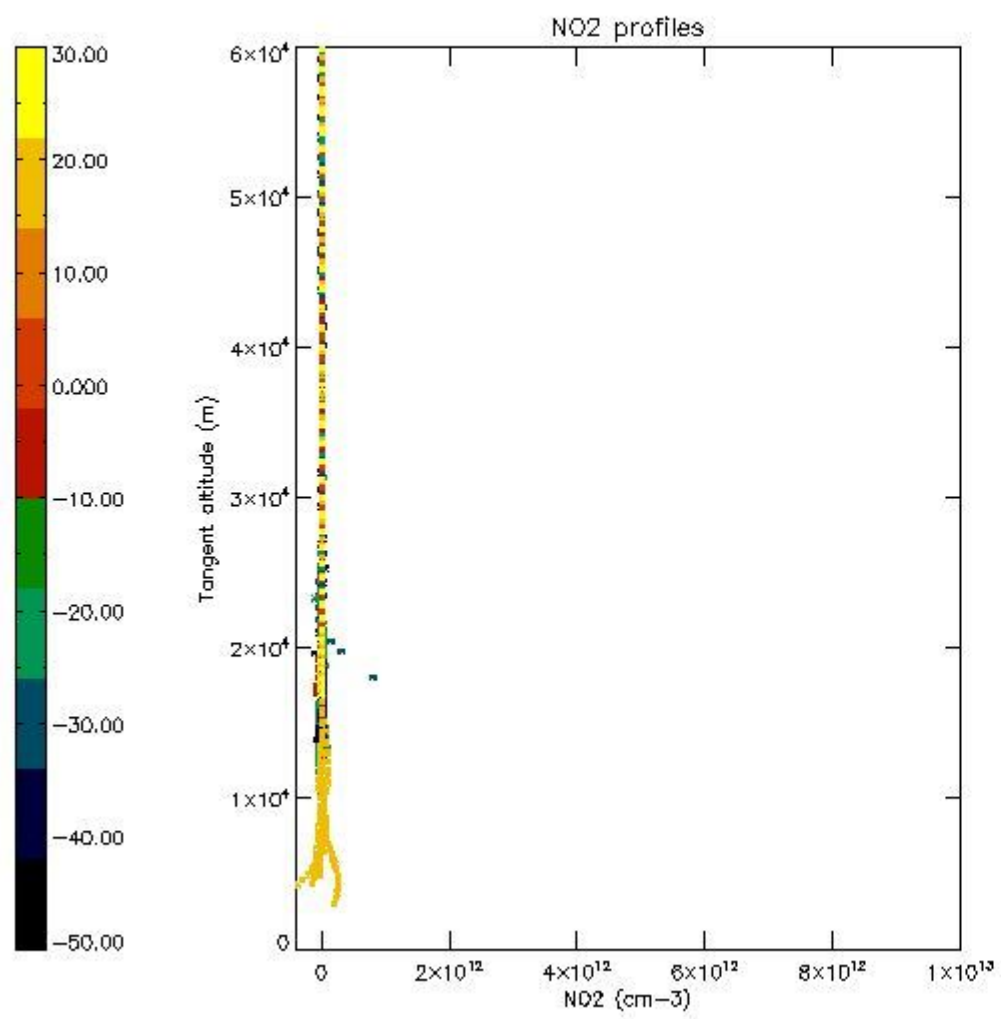
*5.5 Plot ozone profiles where STD < 5% (dark without errors)*

The colorbar represents the latitude.



*5.6 Plot NO<sub>2</sub> profiles for all STD (dark without errors)*

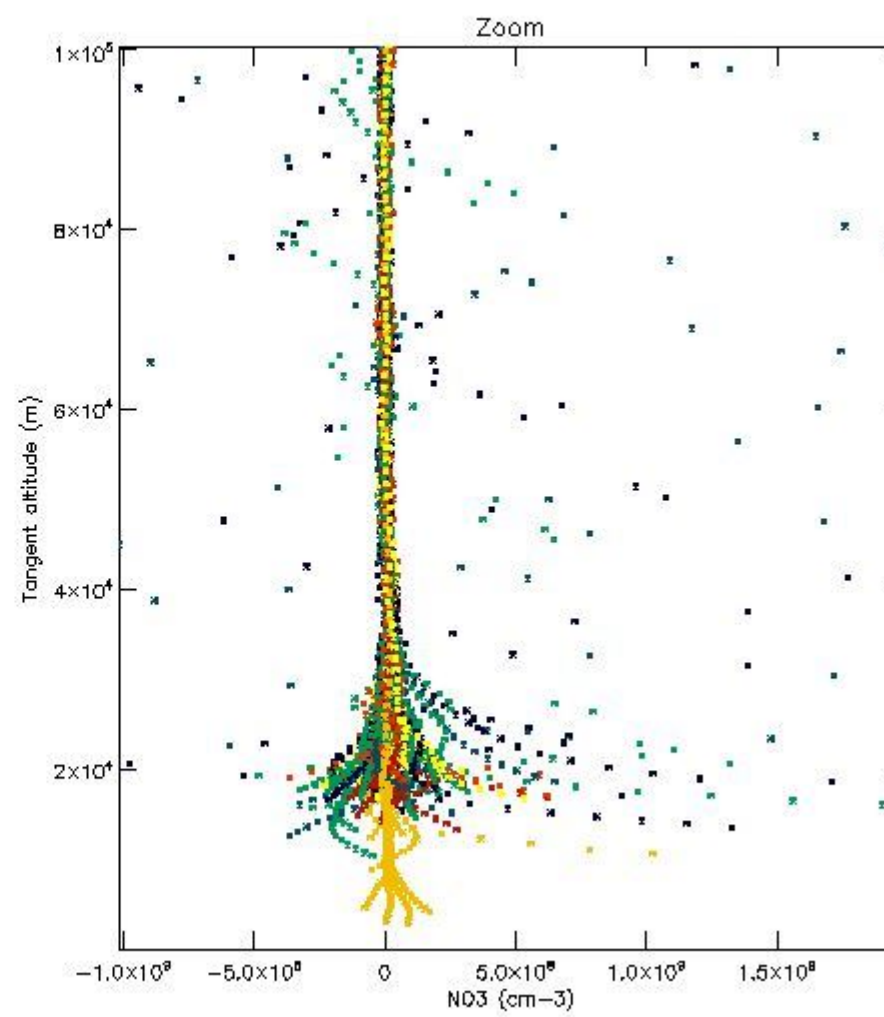
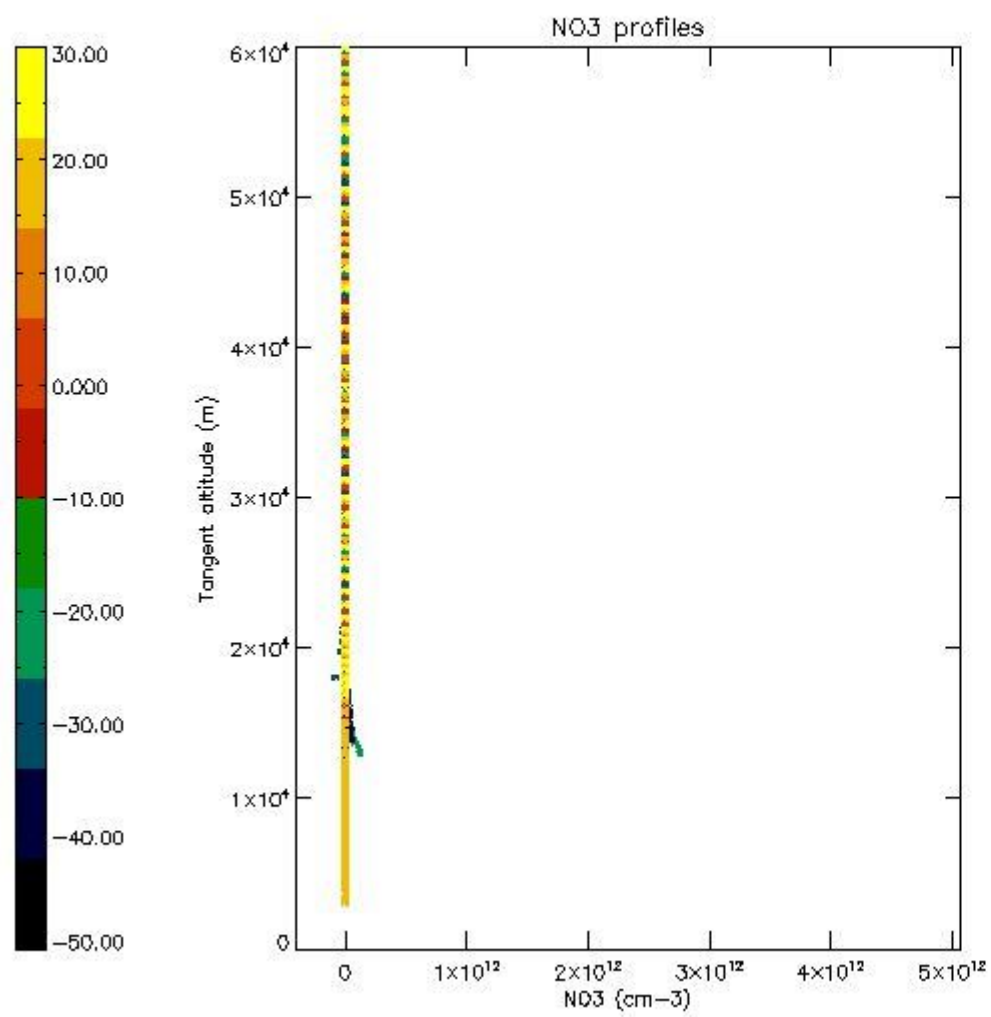
The colorbar represents the latitude.



*5.7 Plot NO3 profiles for all STD (dark without errors)*

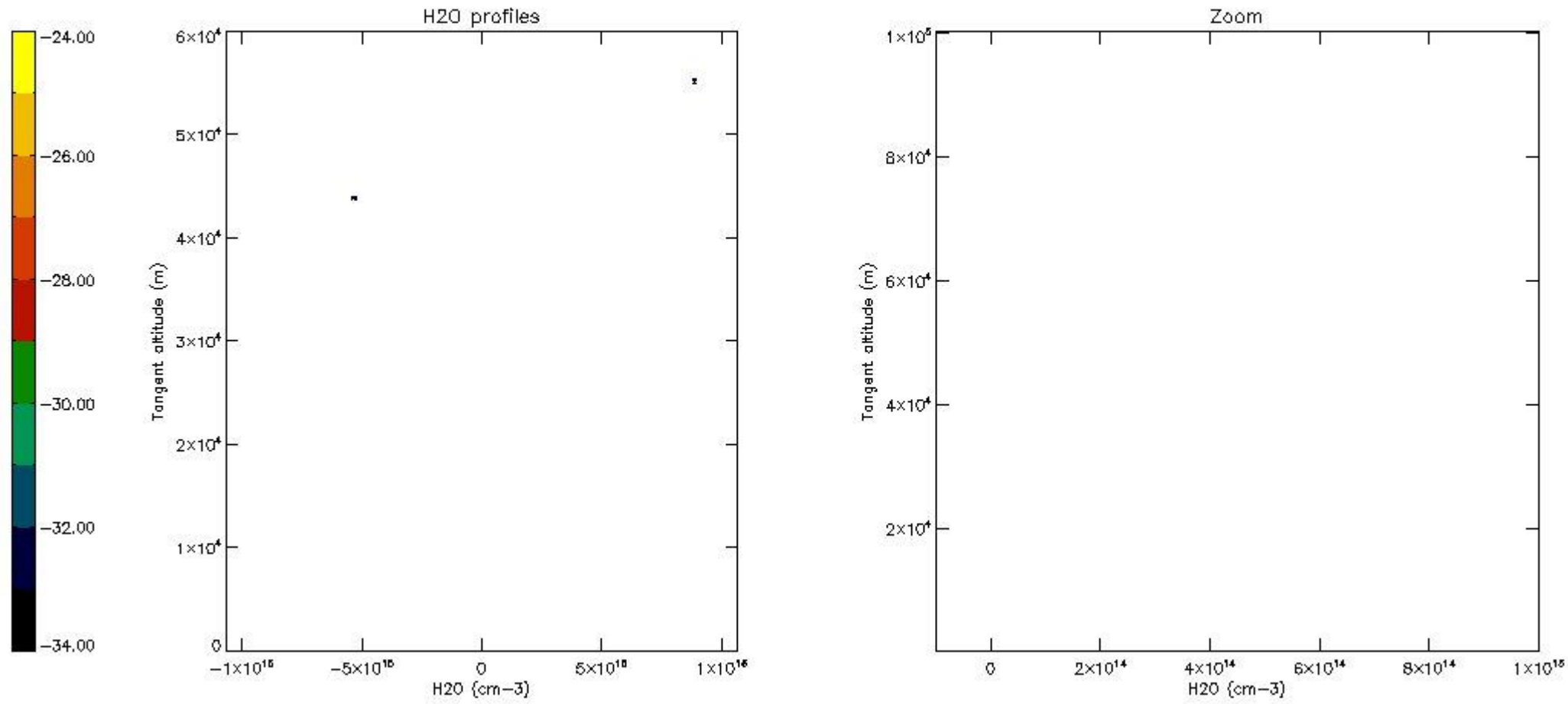
The colorbar represents the latitude.





*5.8 Plot H2O profiles for all STD (only for occultations of stars 1,2,3,4,13,14,16,26,63 dark without errors)*

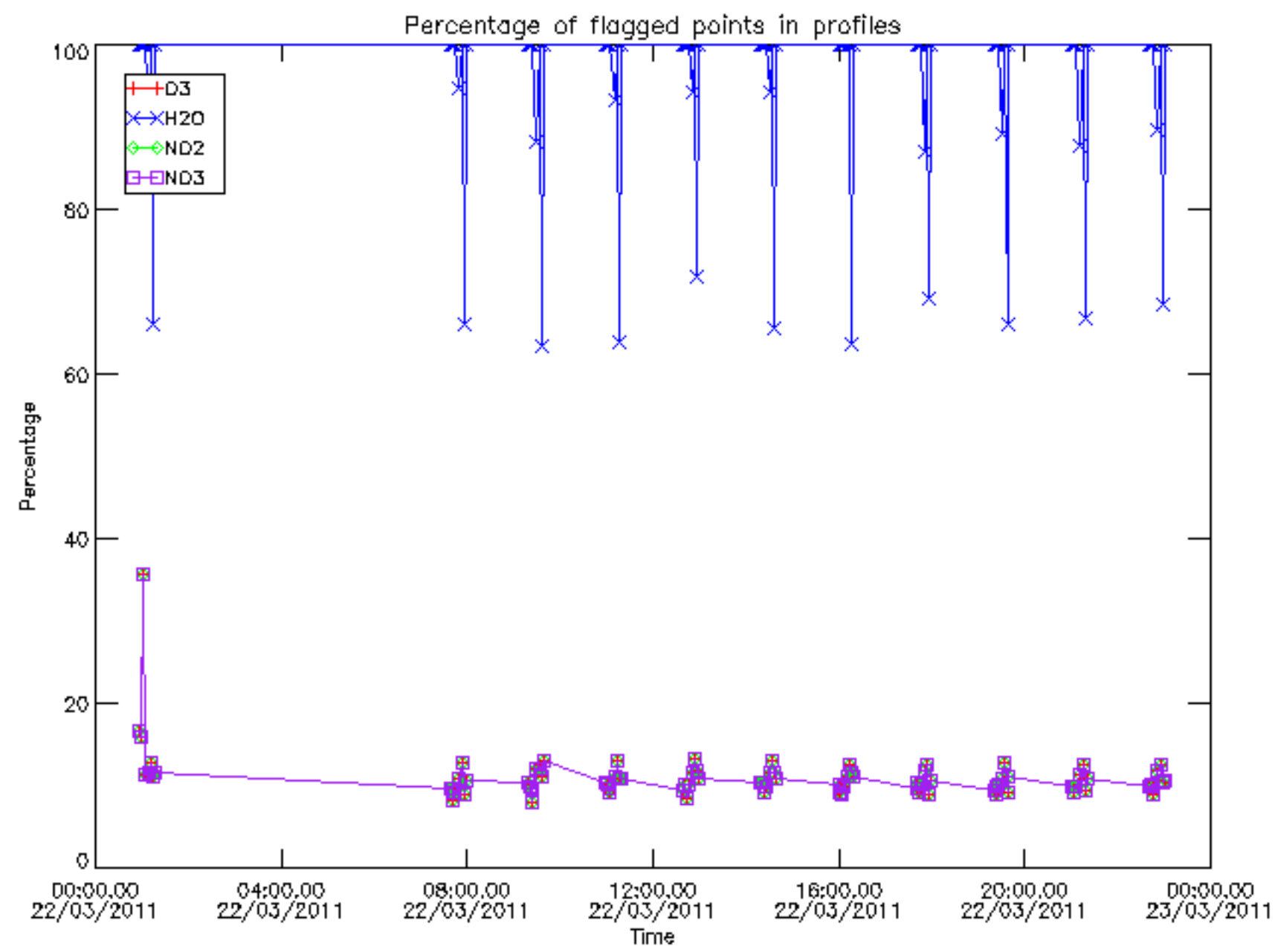
The colorbar represents the latitude.



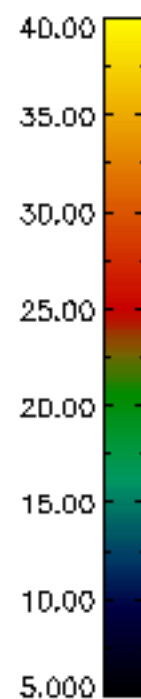
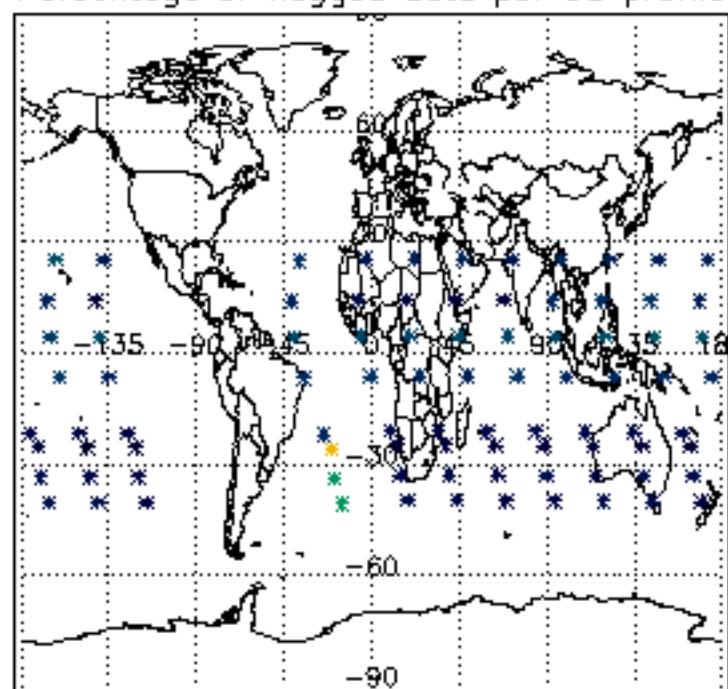
## 6. Auxiliary Data Files used for the production reported in section 2

The number reported in the third column indicates since which file (see list in section 2) the corresponding auxiliary file has been used. The fourth column is the date of those product files.

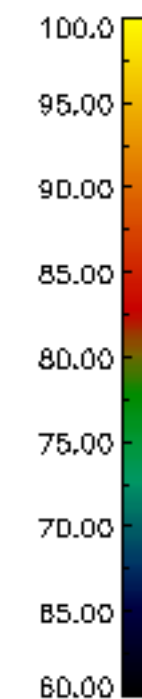
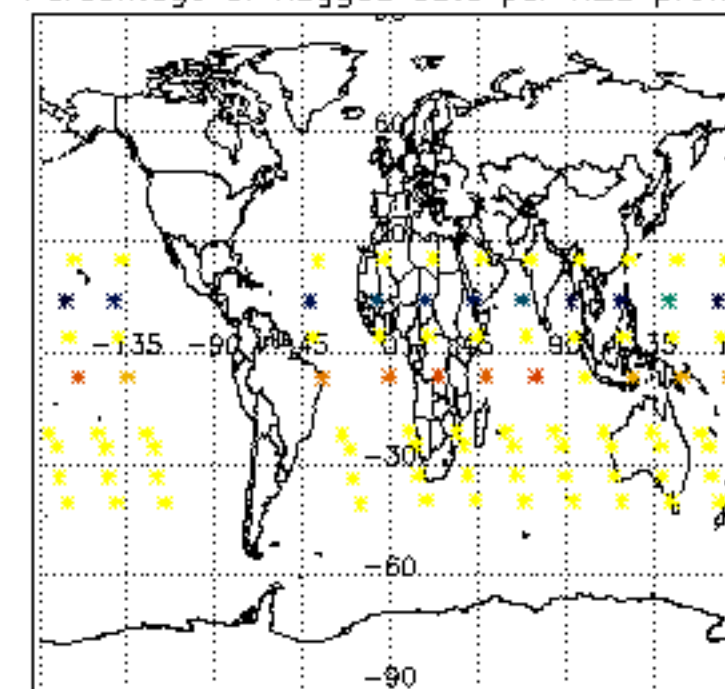
Type	Auxiliary Filename	Used since product	Used since product date
INST_PHYS_CHARACTERISTICS	GOM_INS_AXVIEC20091111_143220_20030716_120000_20500101_000000	1	22-MAR-2011 00:00:47
LEVEL-2_PROC_CONFIG	GOM_PR2_AXVIEC20091111_152718_20020301_000000_20500101_000000	1	22-MAR-2011 00:00:47
CROSS_SECTIONS_FILE	GOM_CRS_AXVIEC20091111_154832_20020301_000000_20500101_000000	1	22-MAR-2011 00:00:47



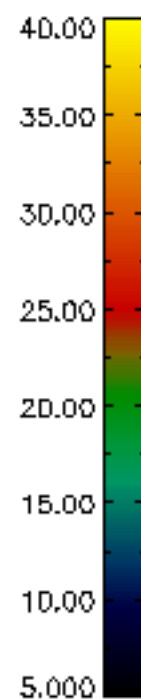
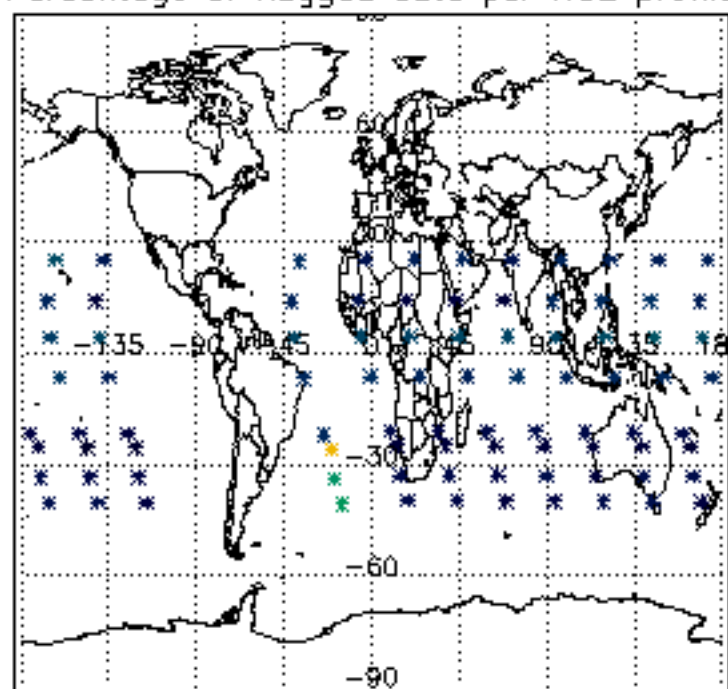
Percentage of flagged data per D3 profile



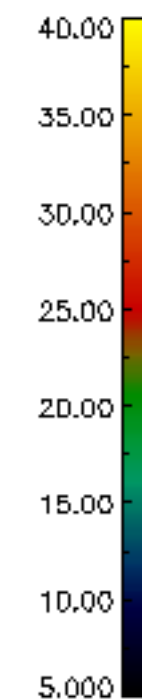
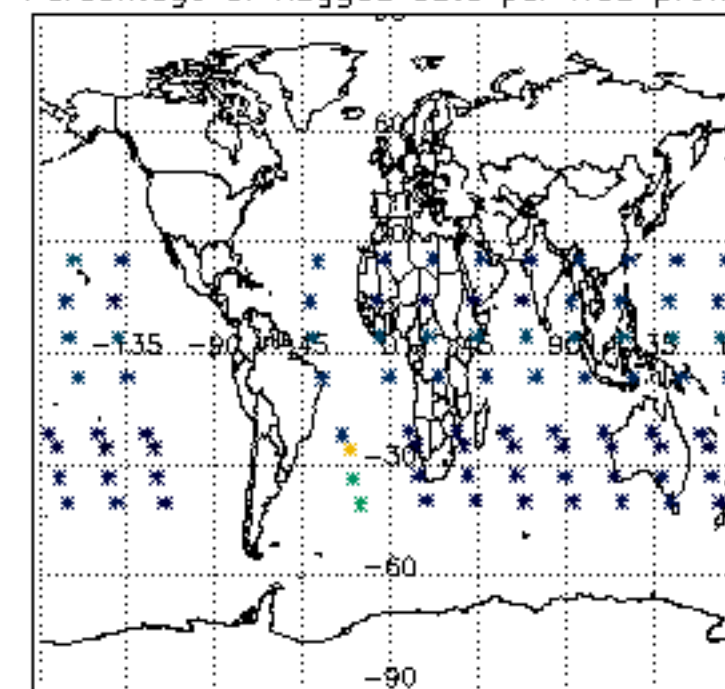
Percentage of flagged data per H2O profile



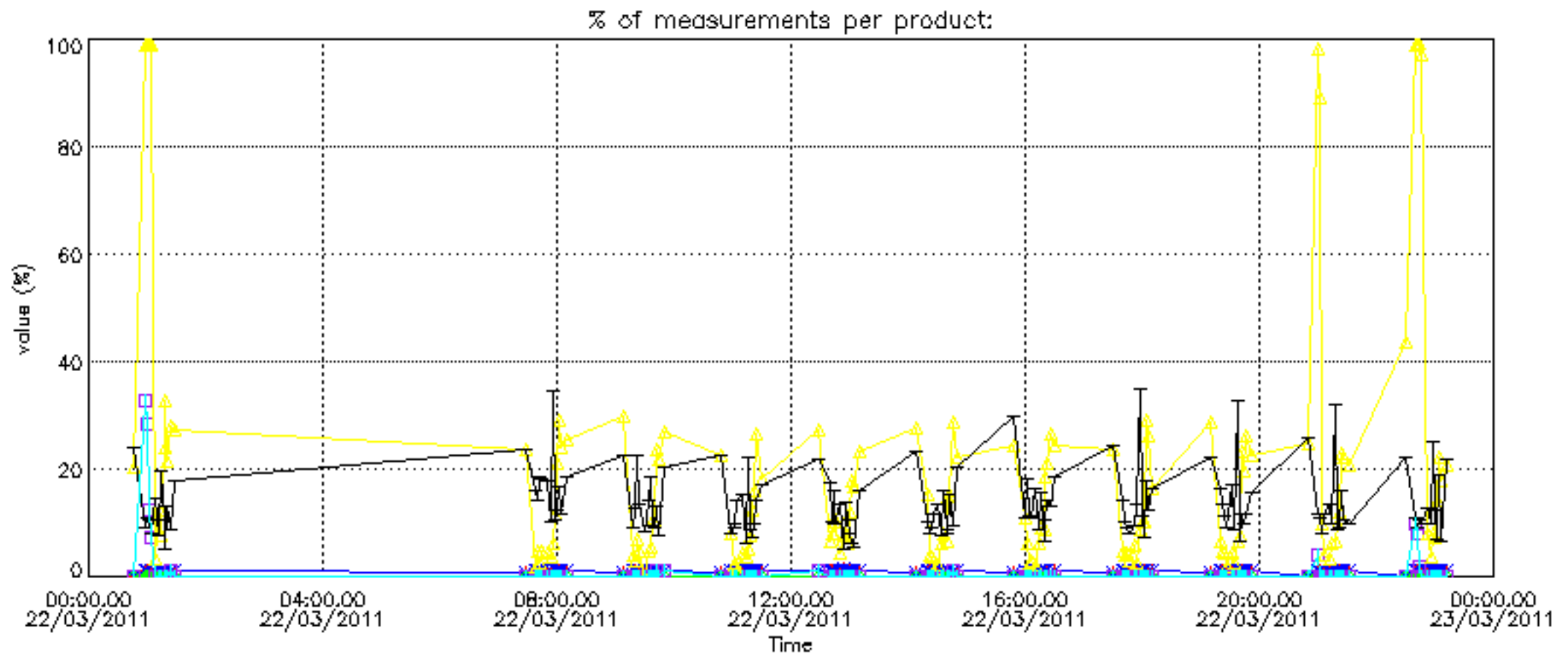
Percentage of flagged data per NO2 profile

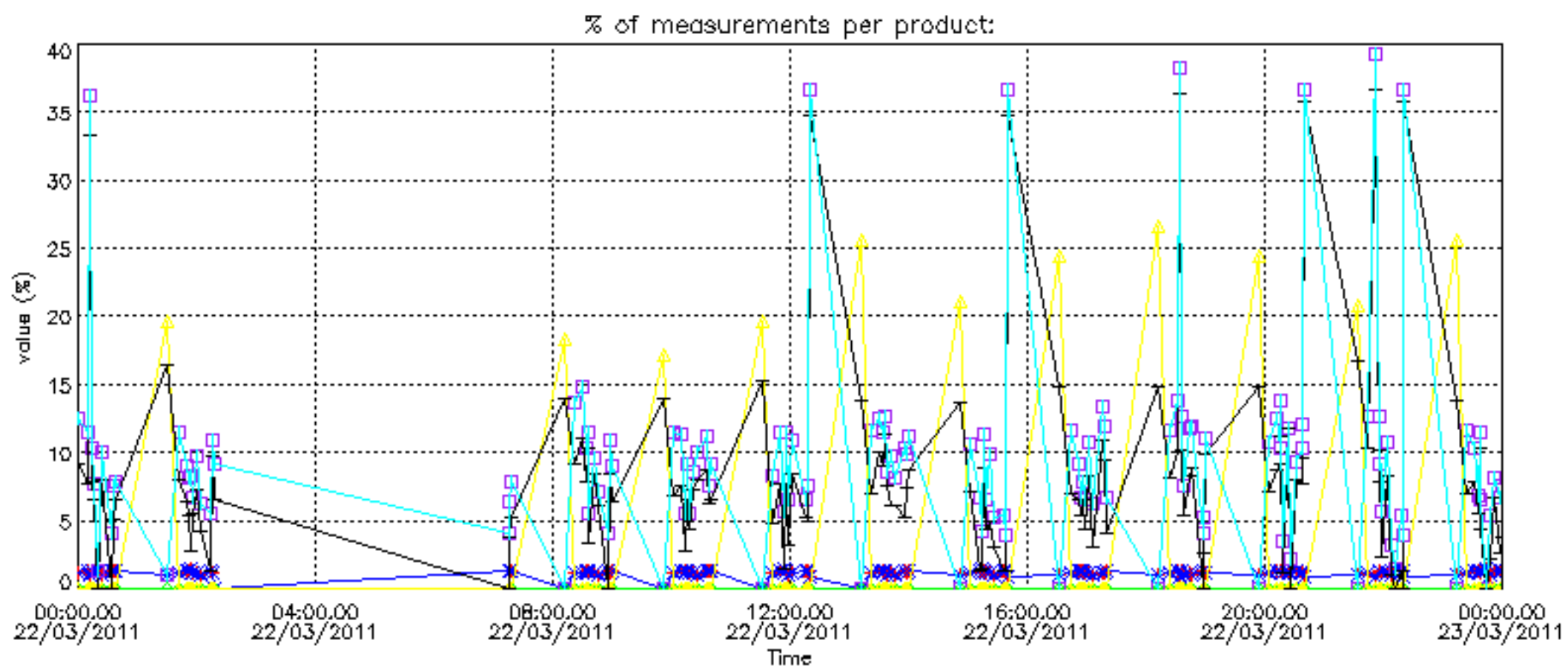


Percentage of flagged data per NO3 profile

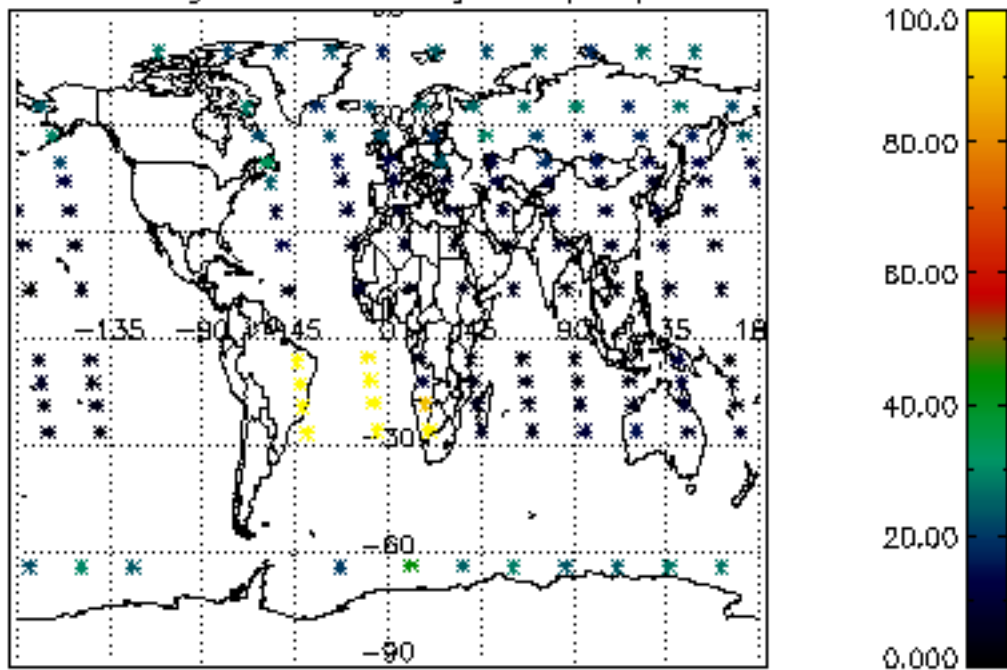




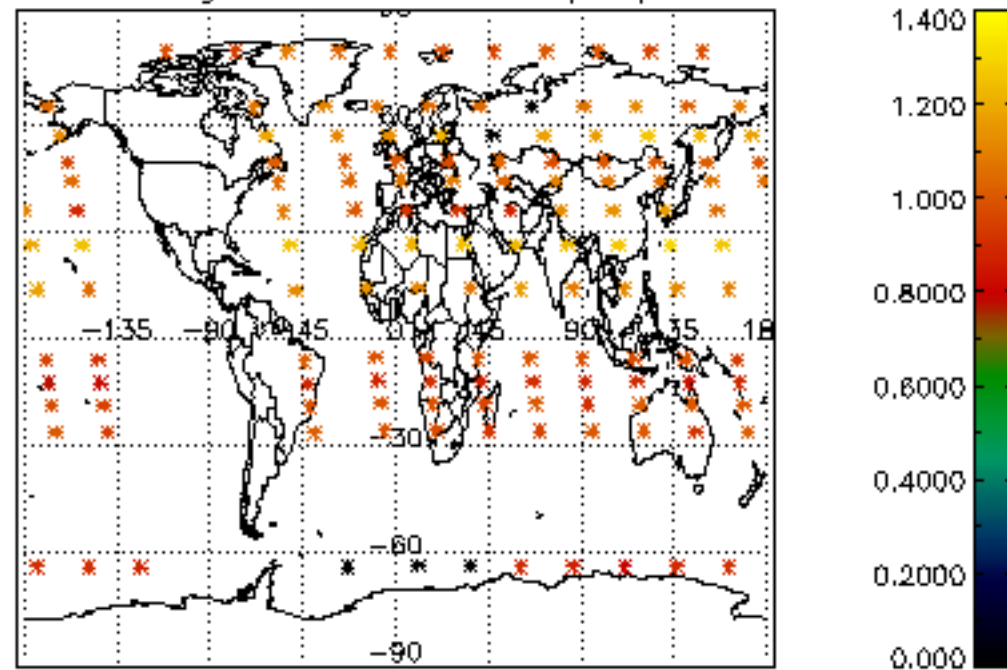




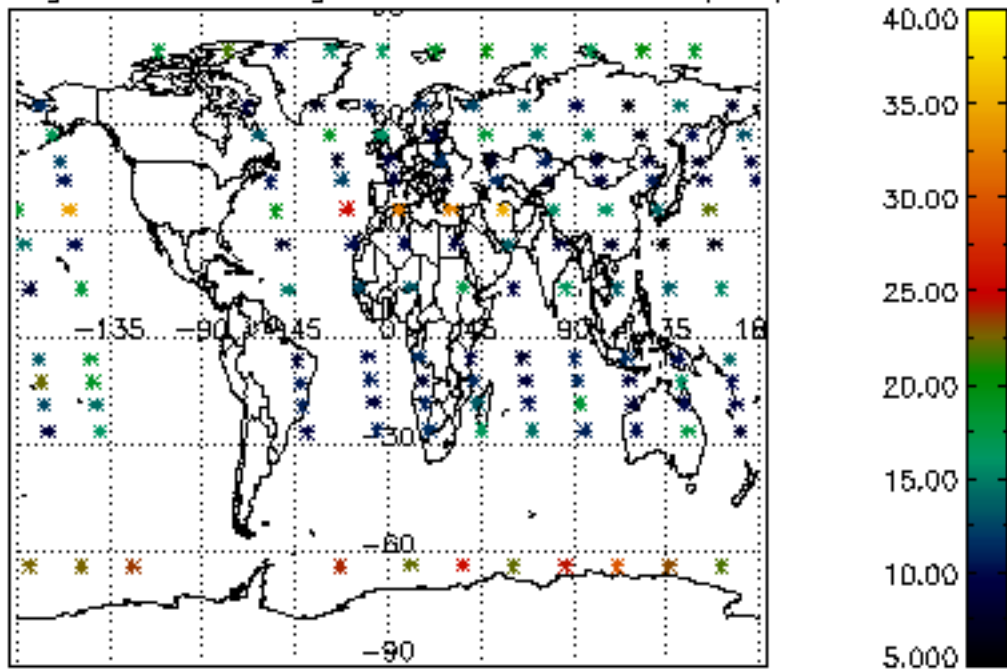
Percentage of cosmic ray hits per profile



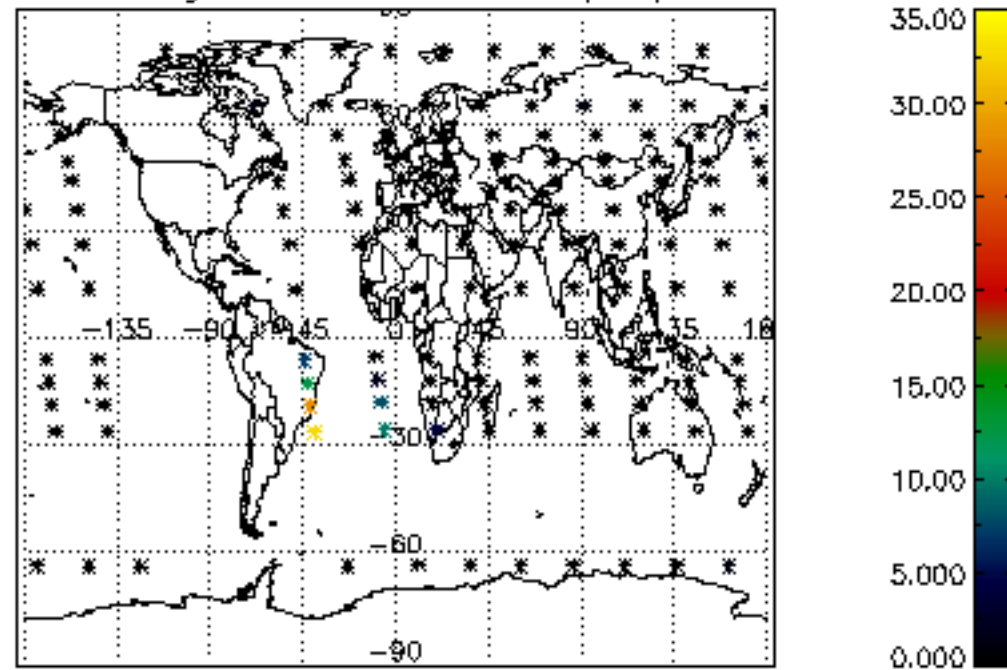
Percentage of datation errors per profile



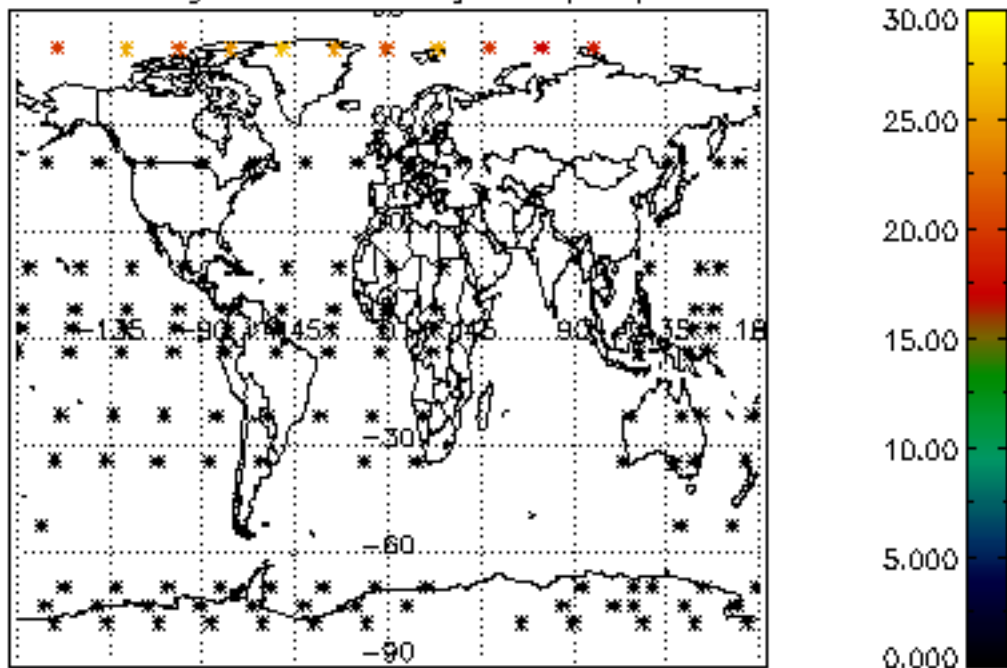
Percentage of star falling outside central band per profile



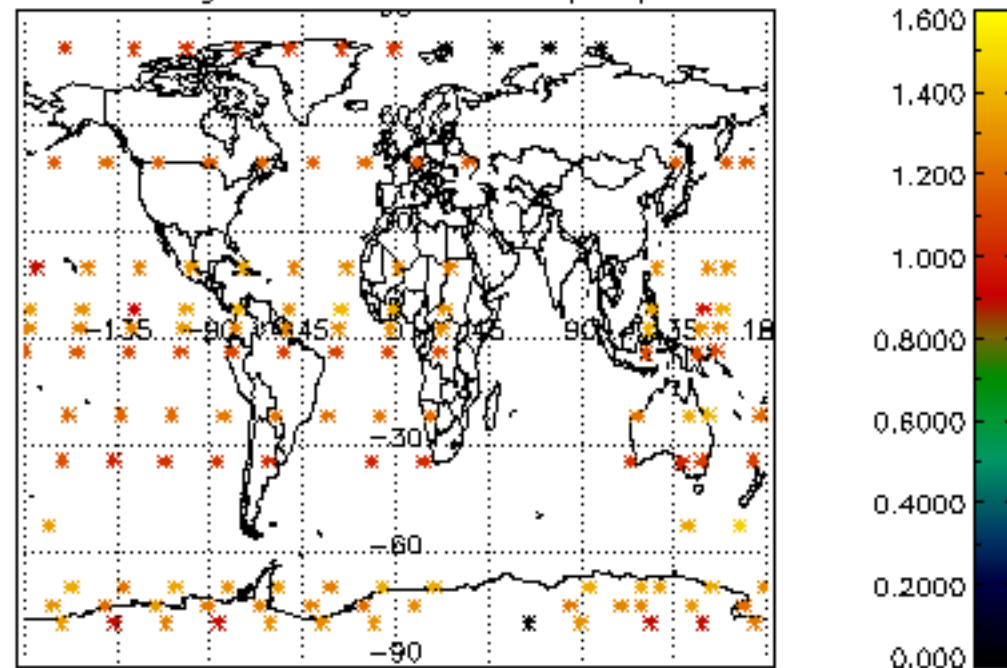
Percentage of saturation errors per profile



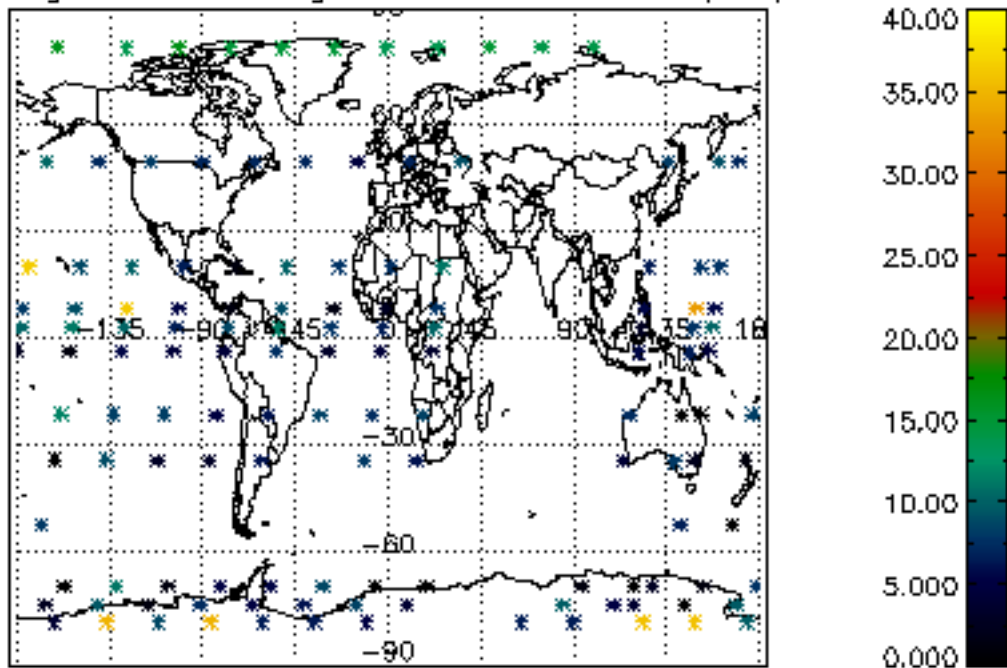
Percentage of cosmic ray hits per profile



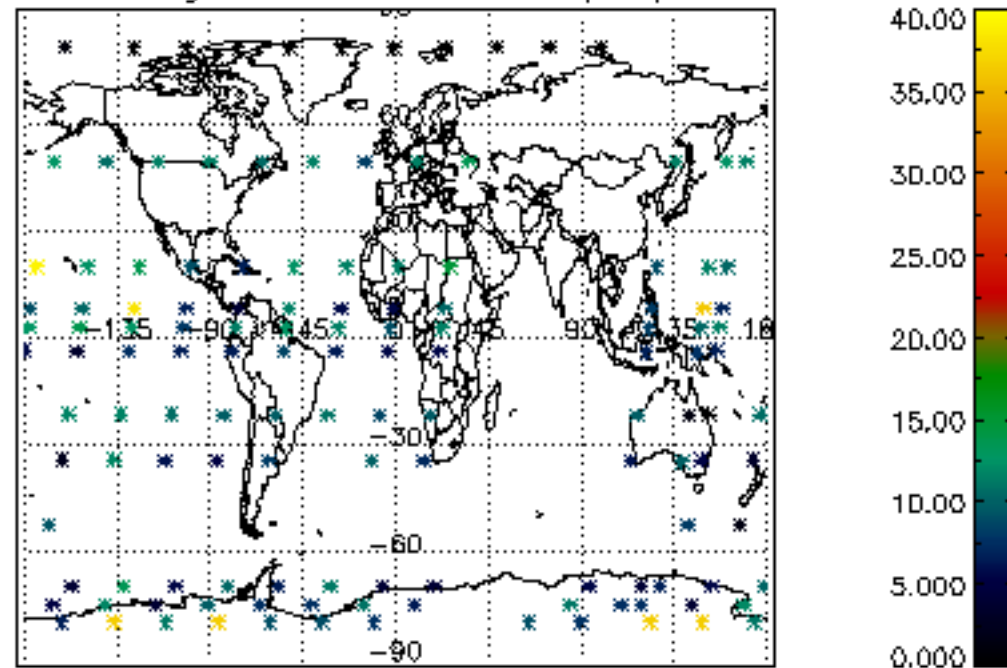
Percentage of datation errors per profile



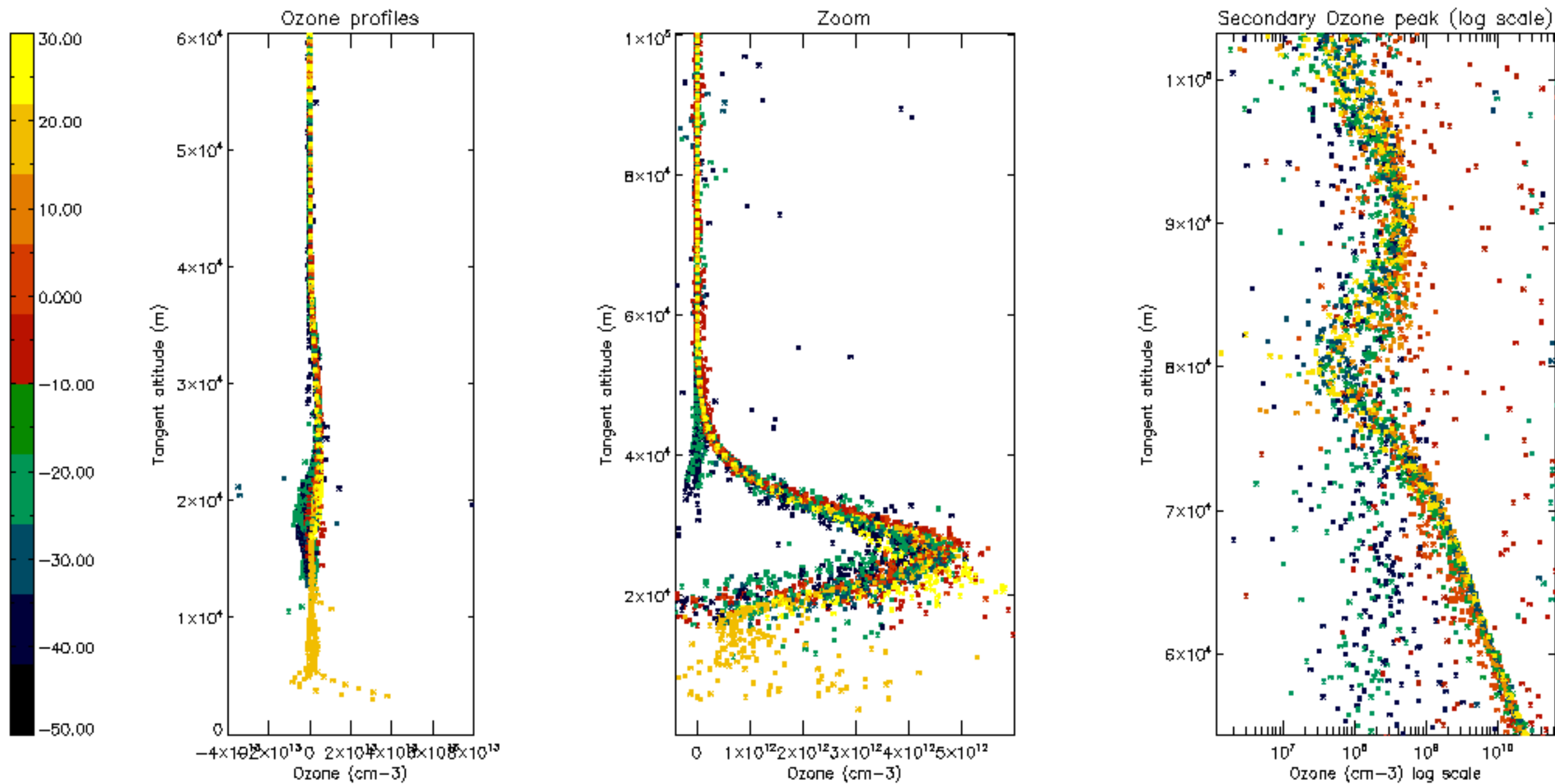
Percentage of star falling outside central band per profile

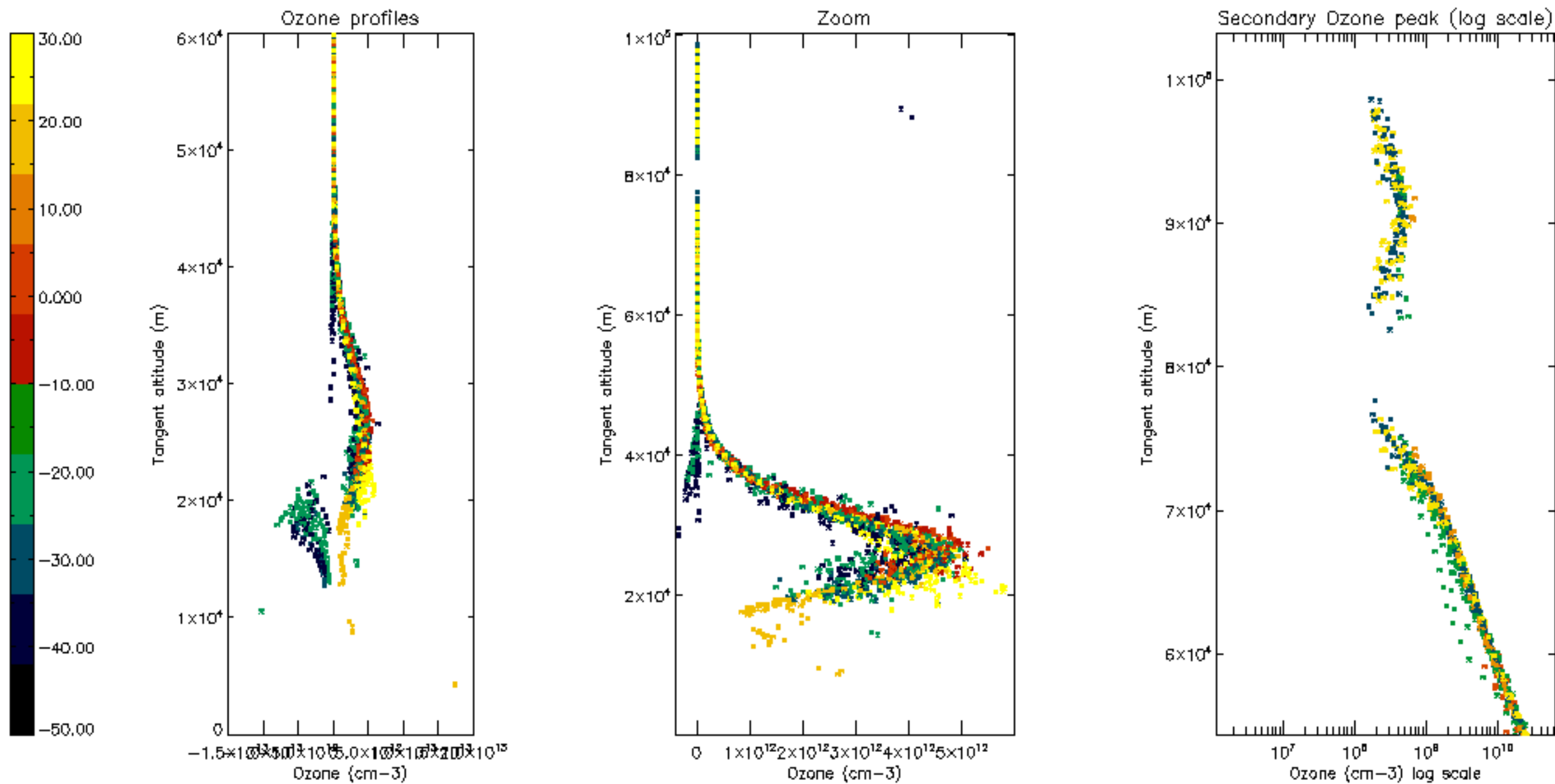


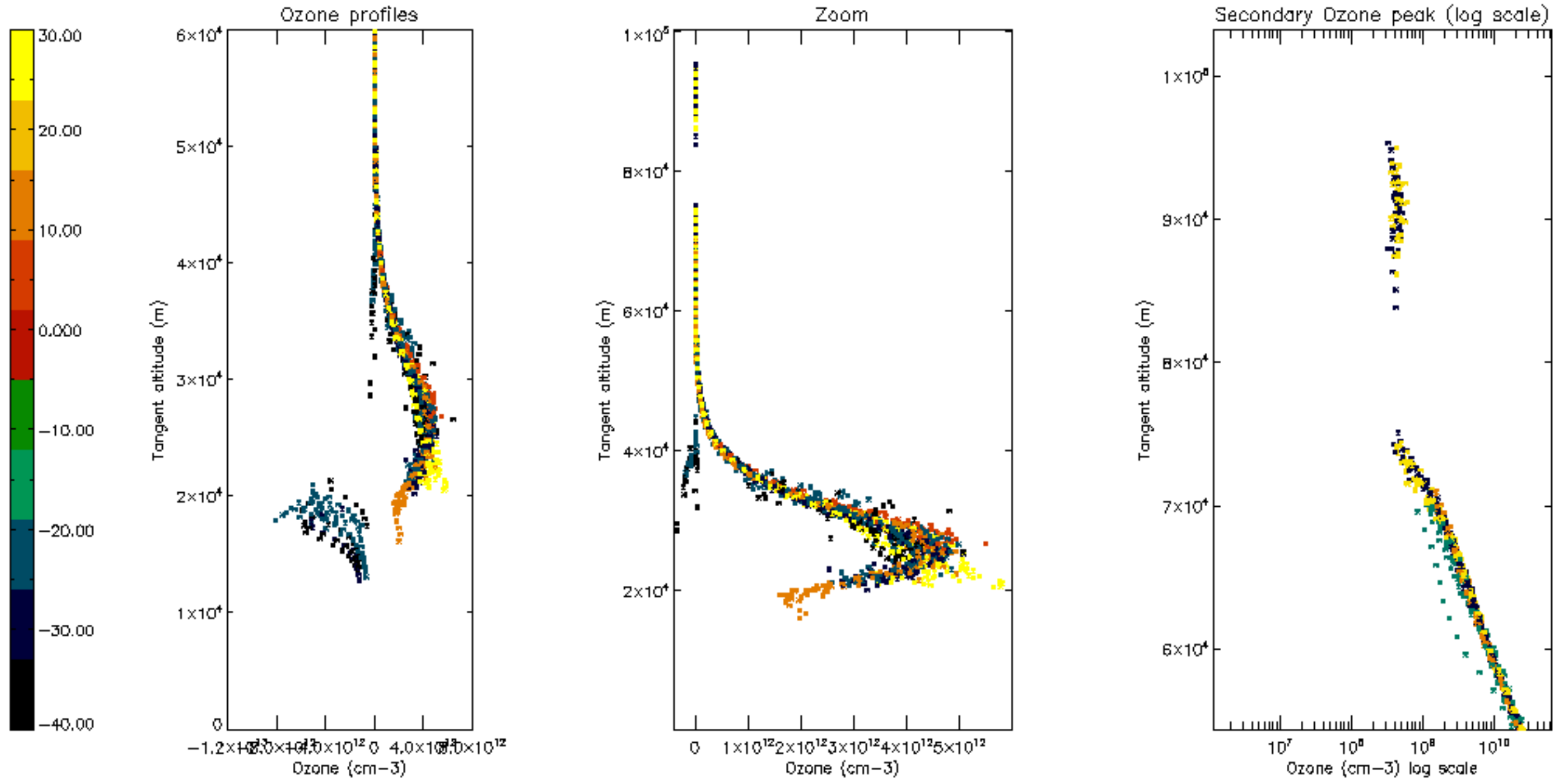
Percentage of saturation errors per profile

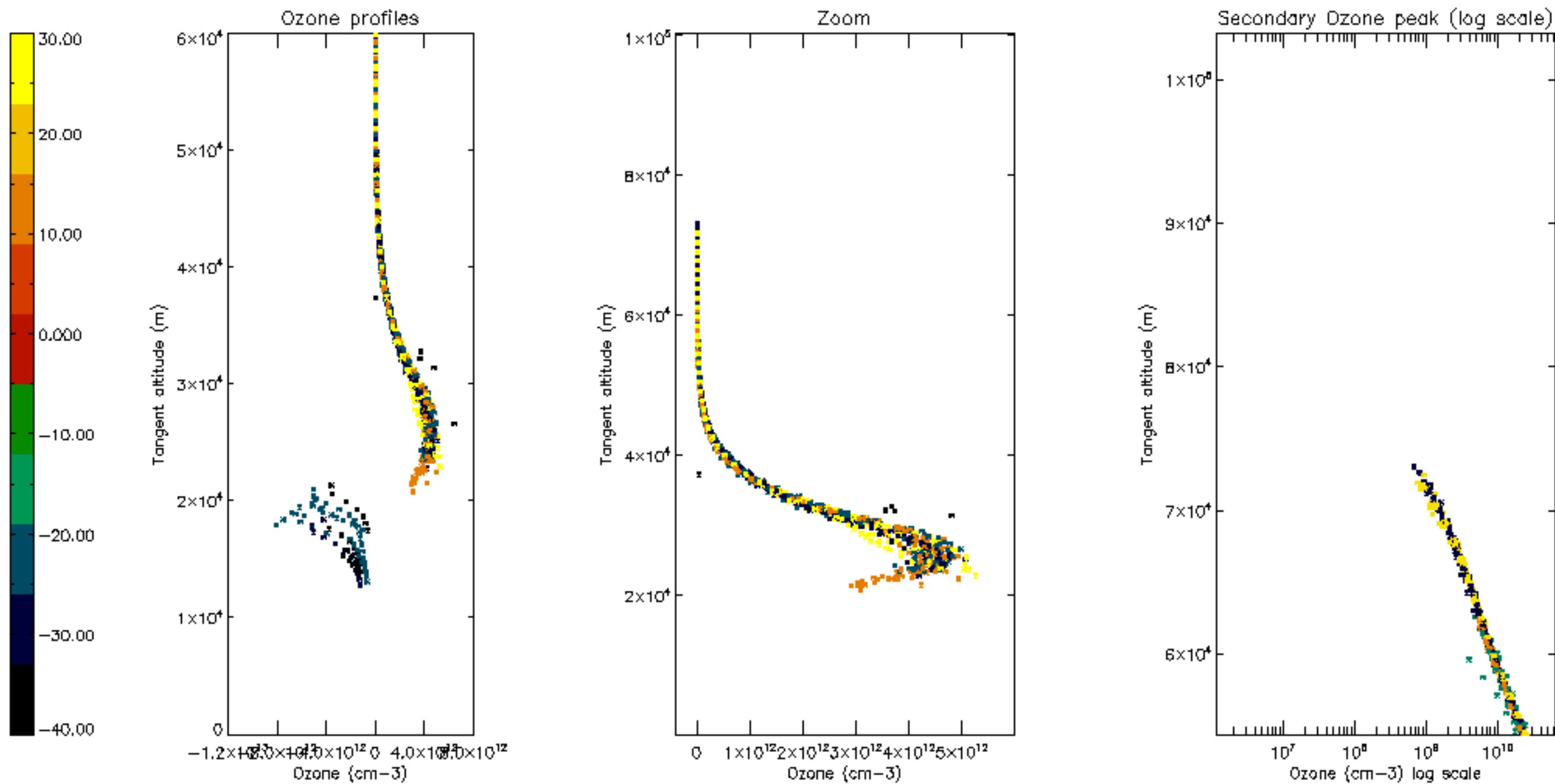




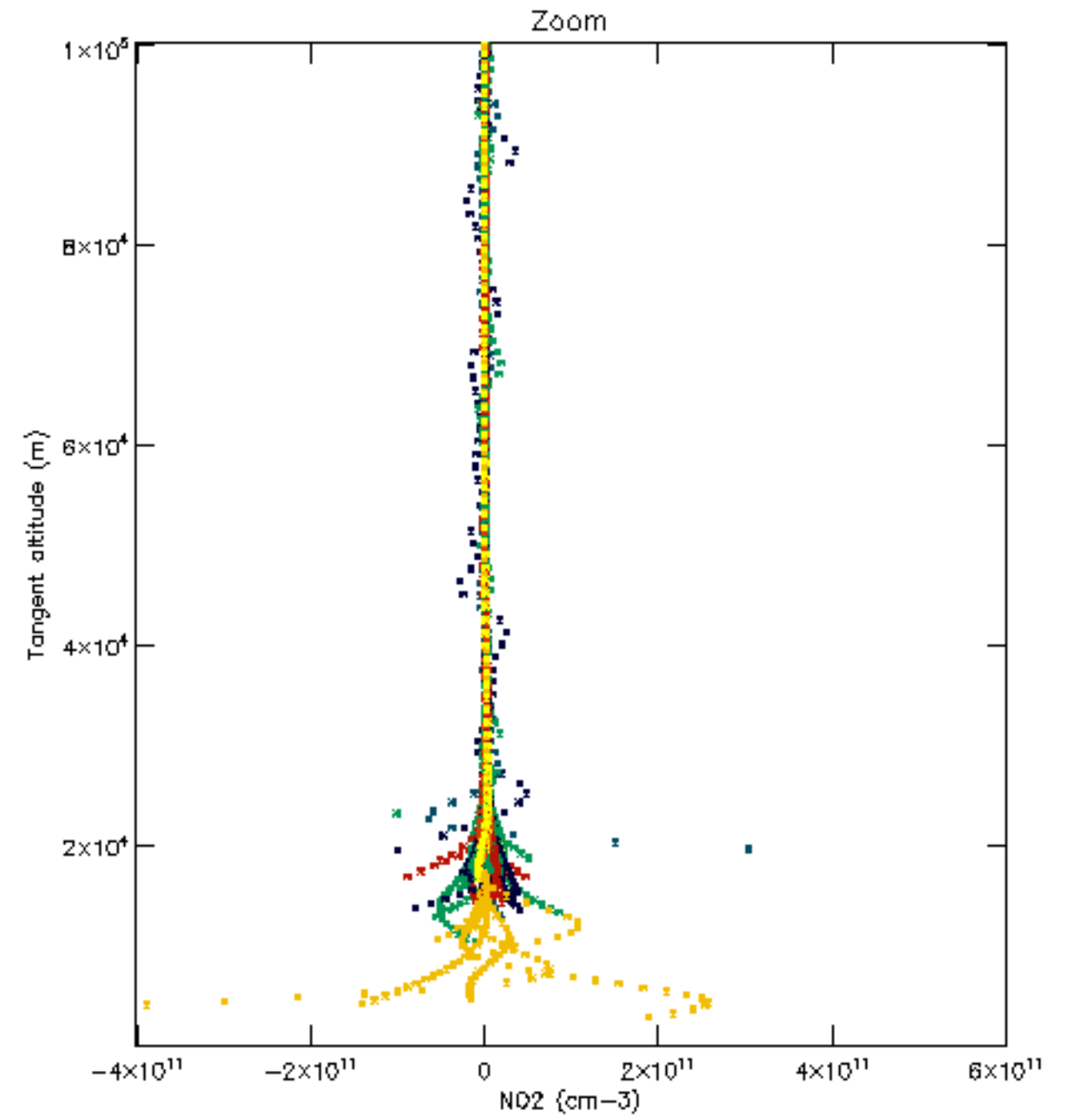
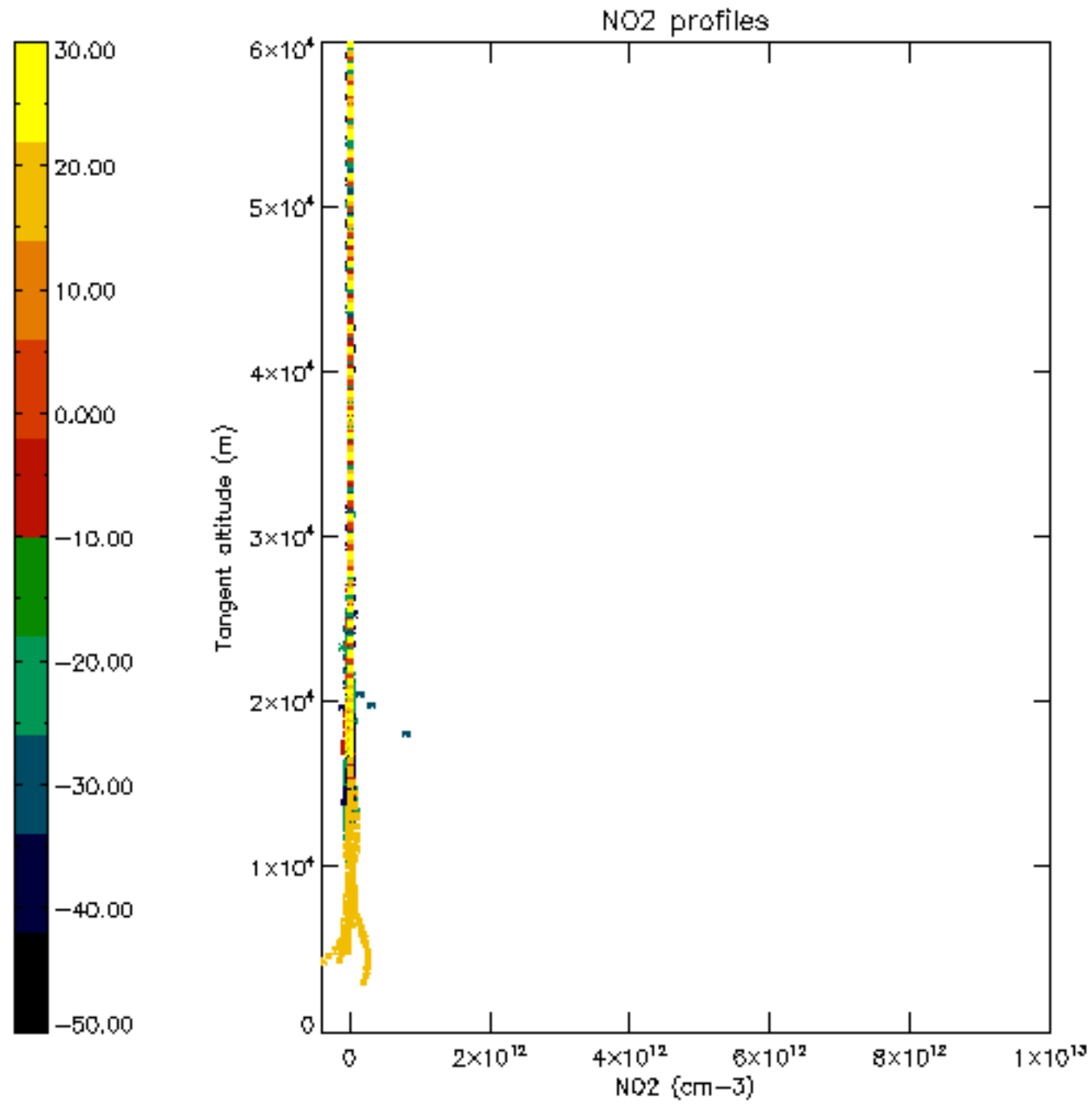


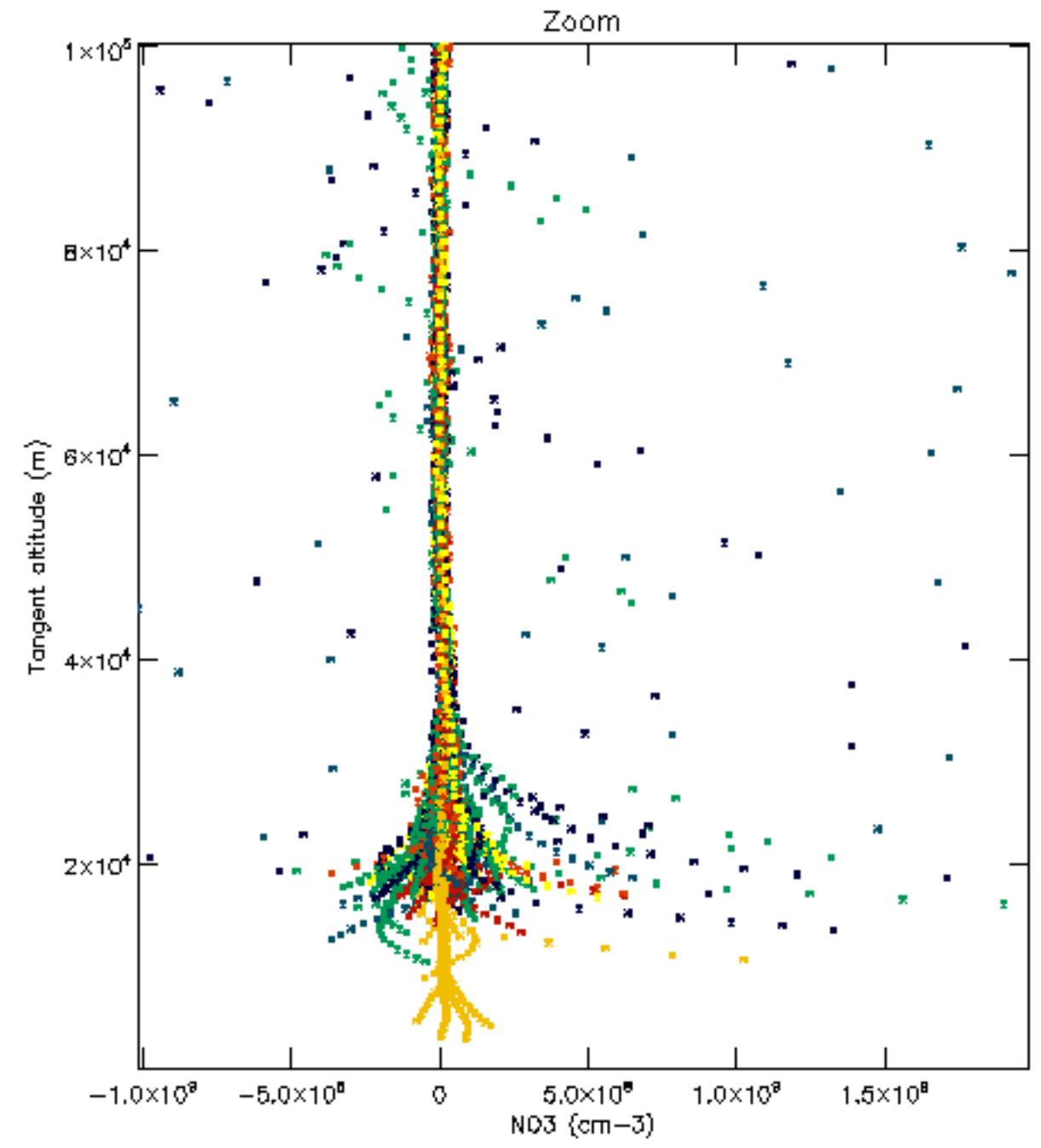
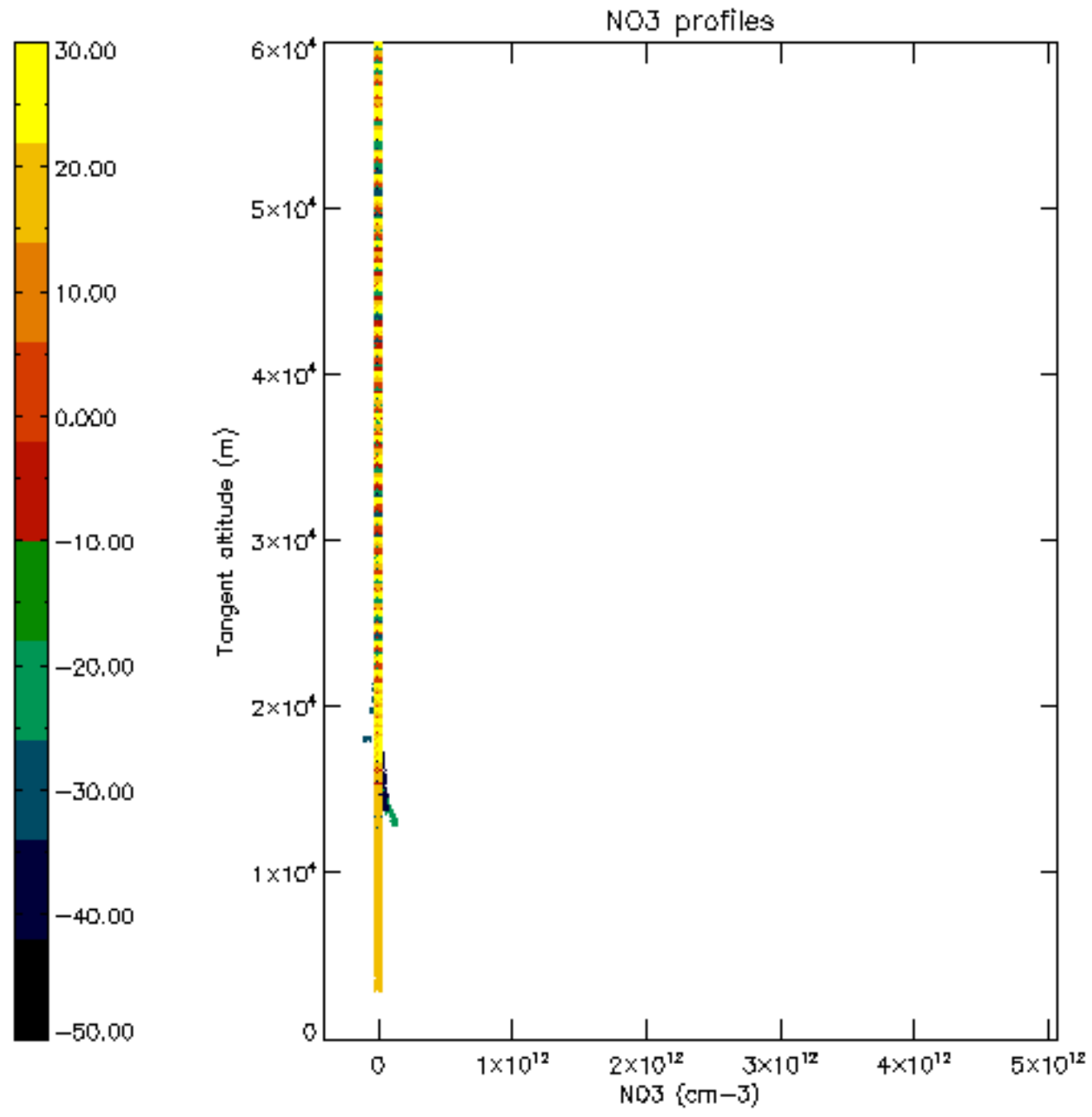


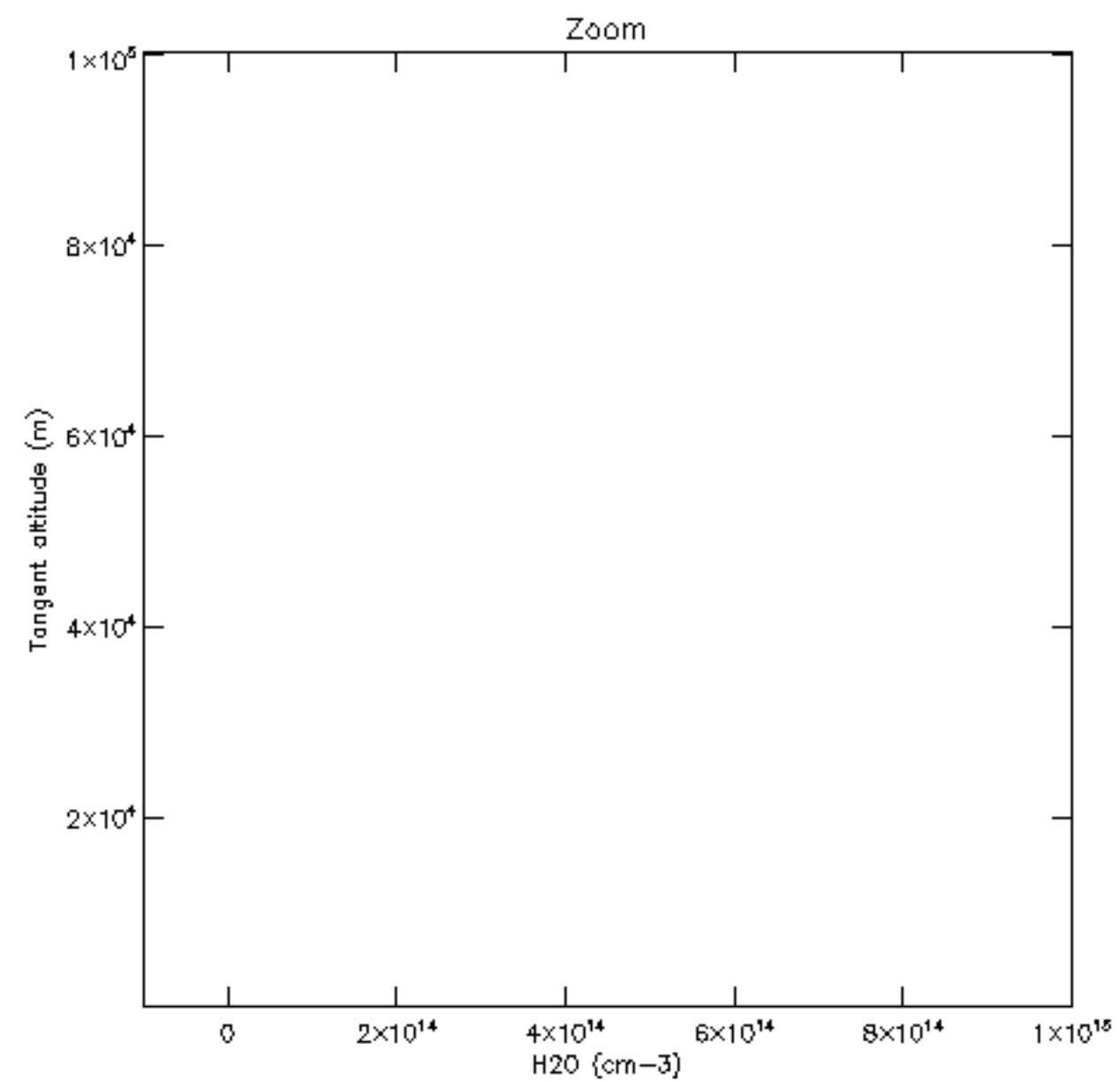
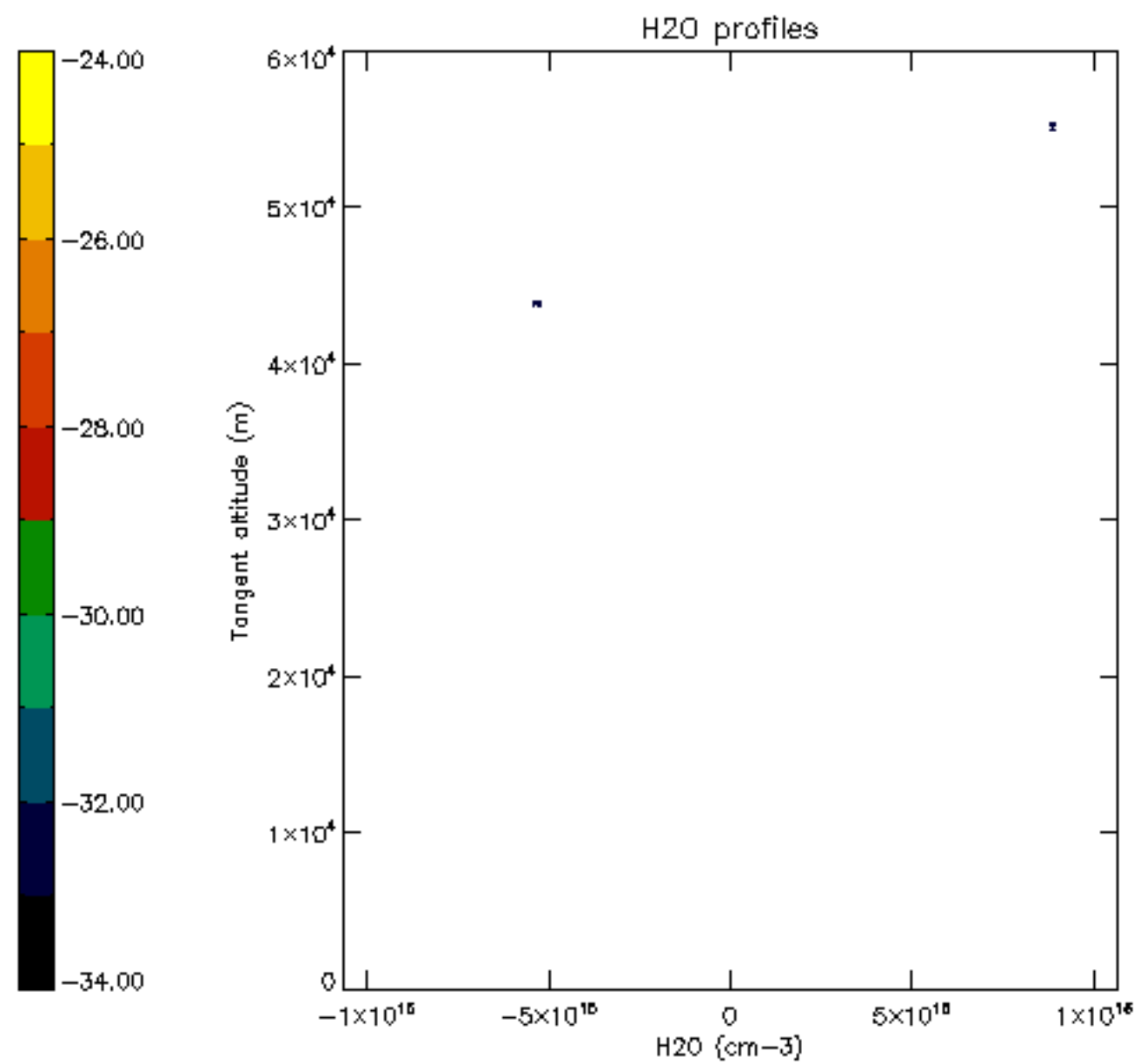




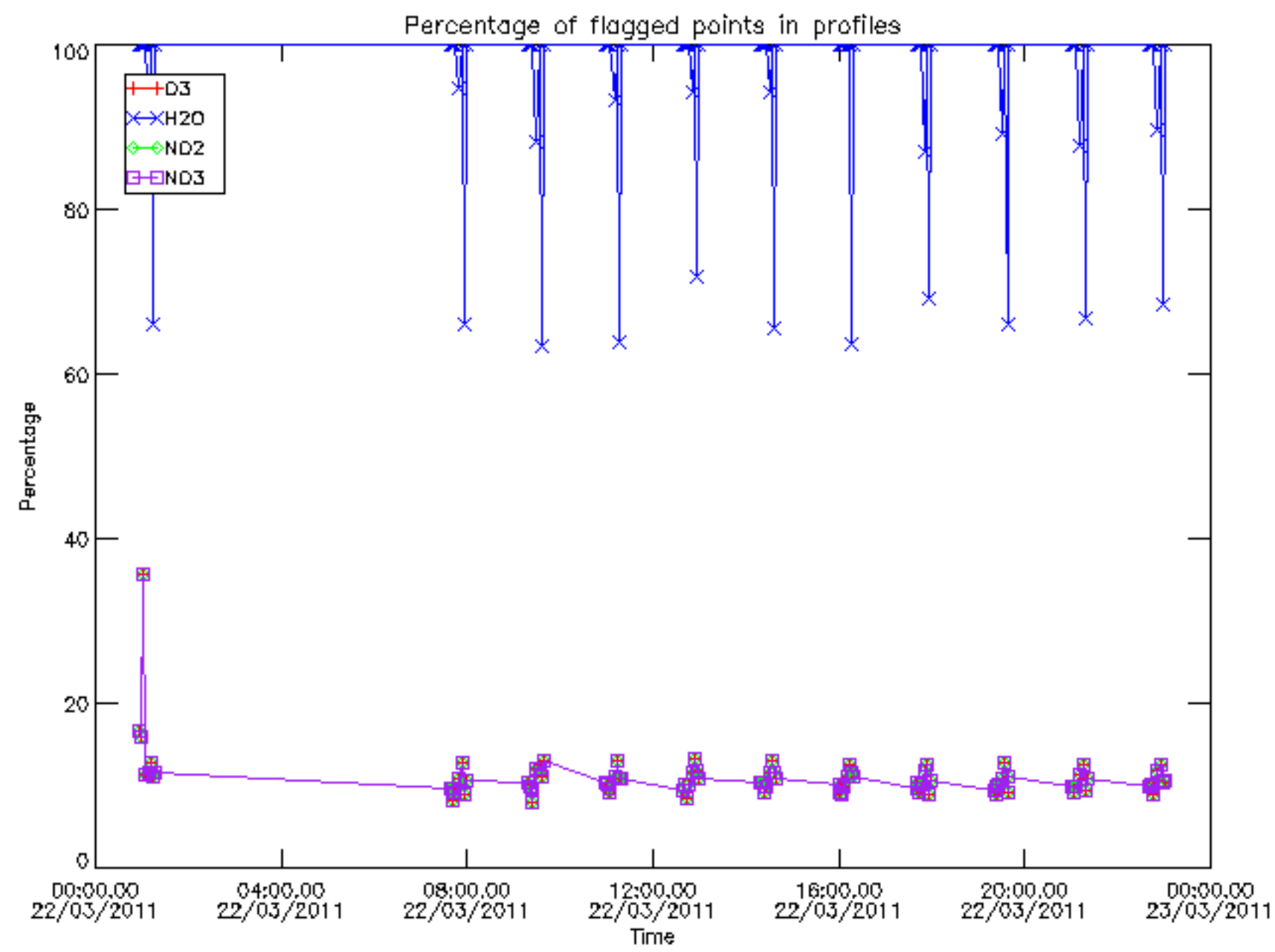




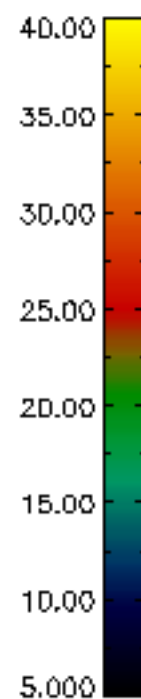
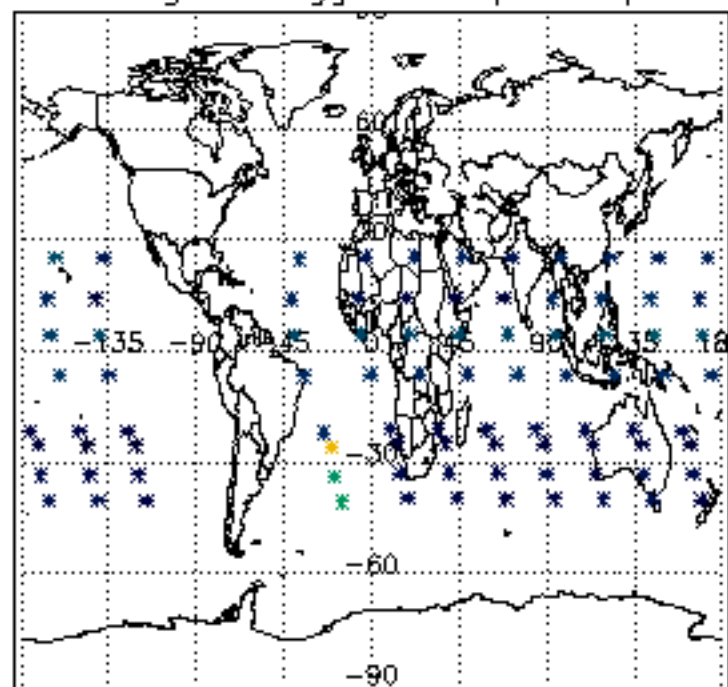




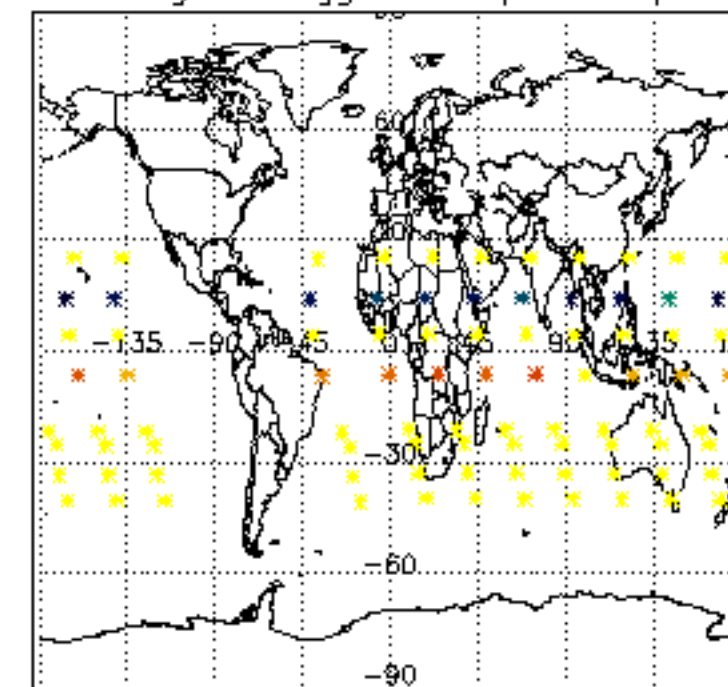




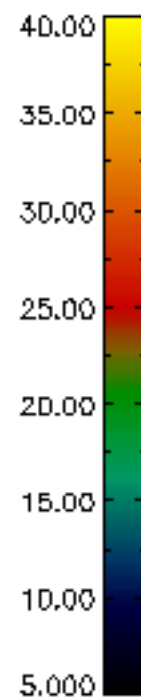
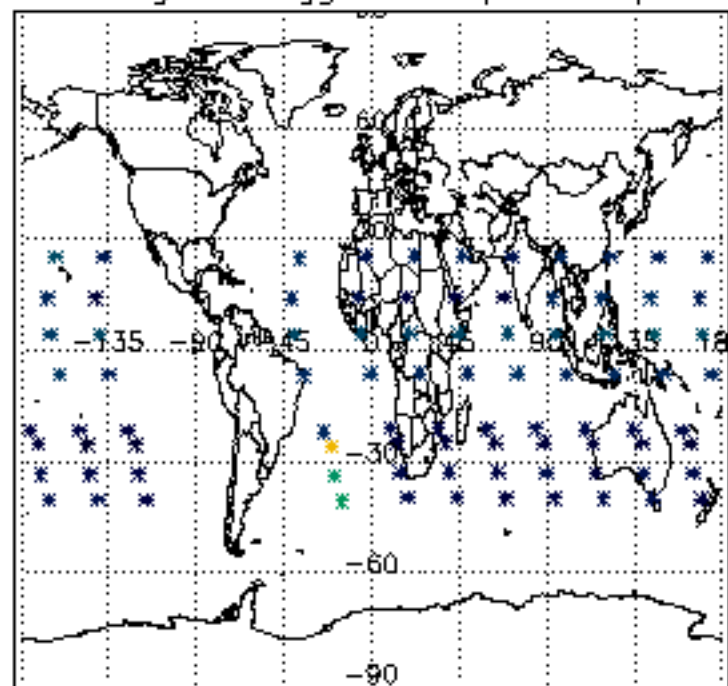
Percentage of flagged data per D3 profile



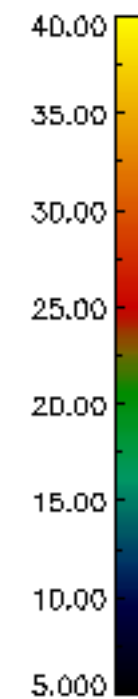
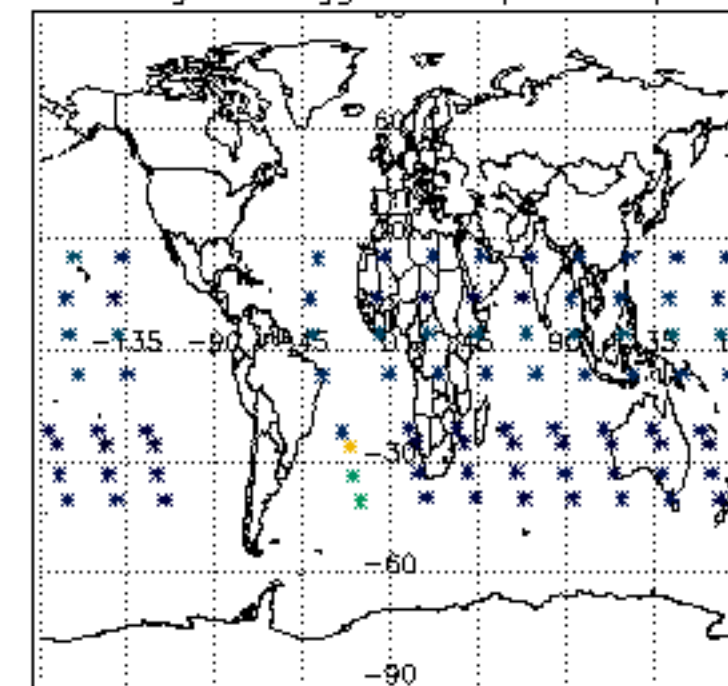
Percentage of flagged data per H2O profile

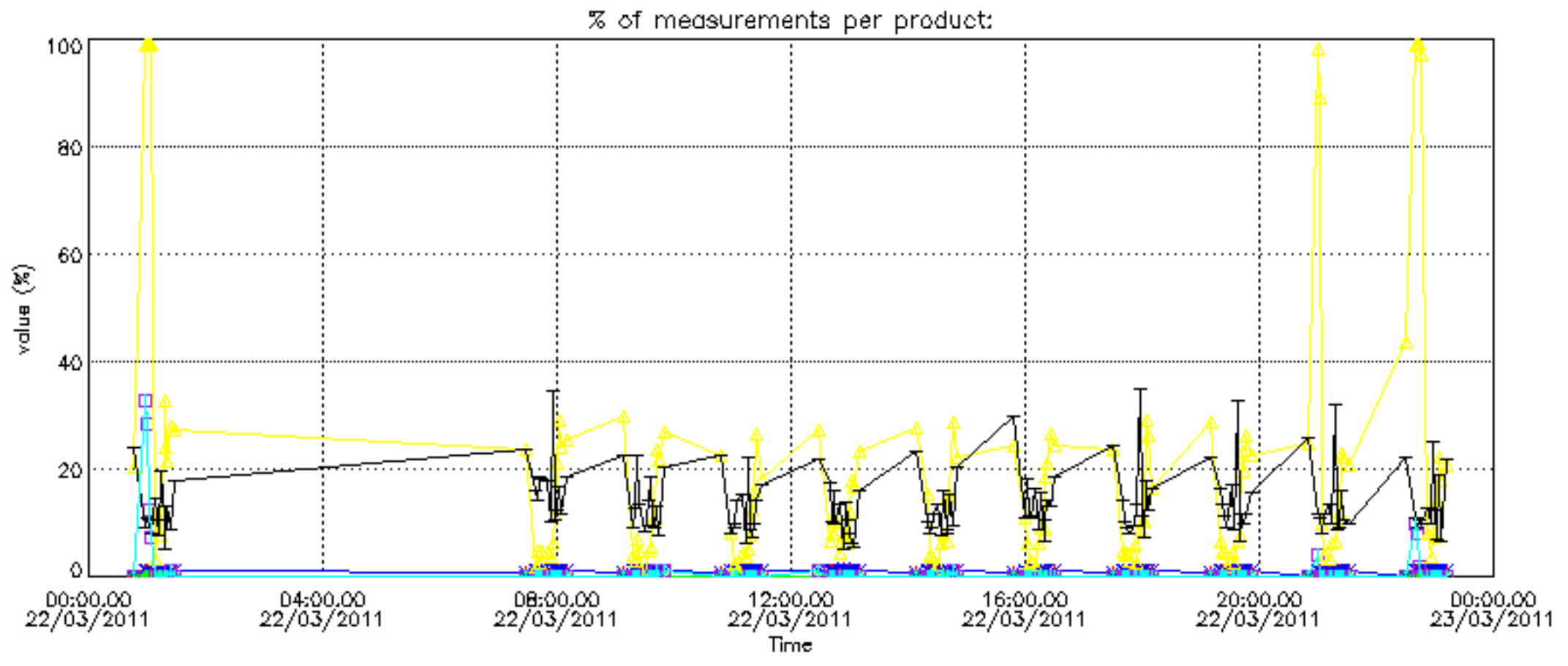


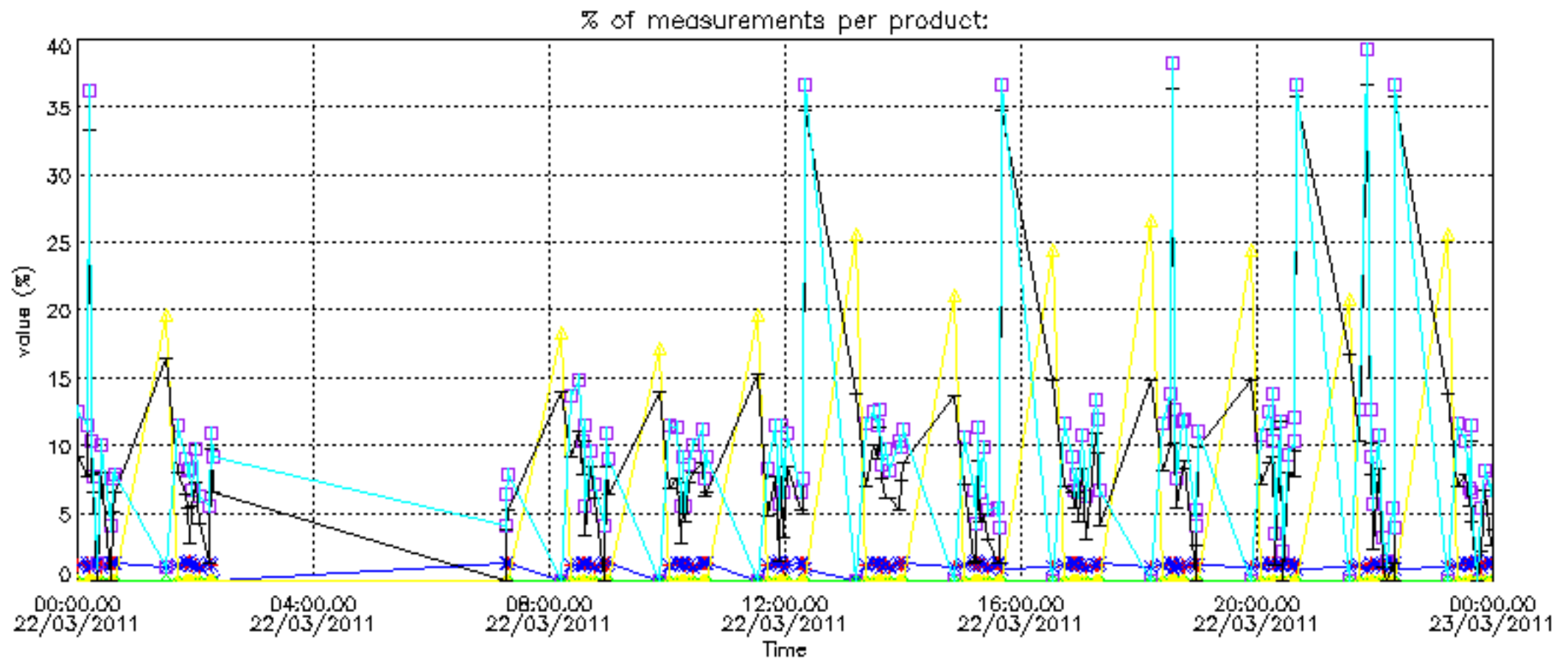
Percentage of flagged data per NO2 profile



Percentage of flagged data per NO3 profile

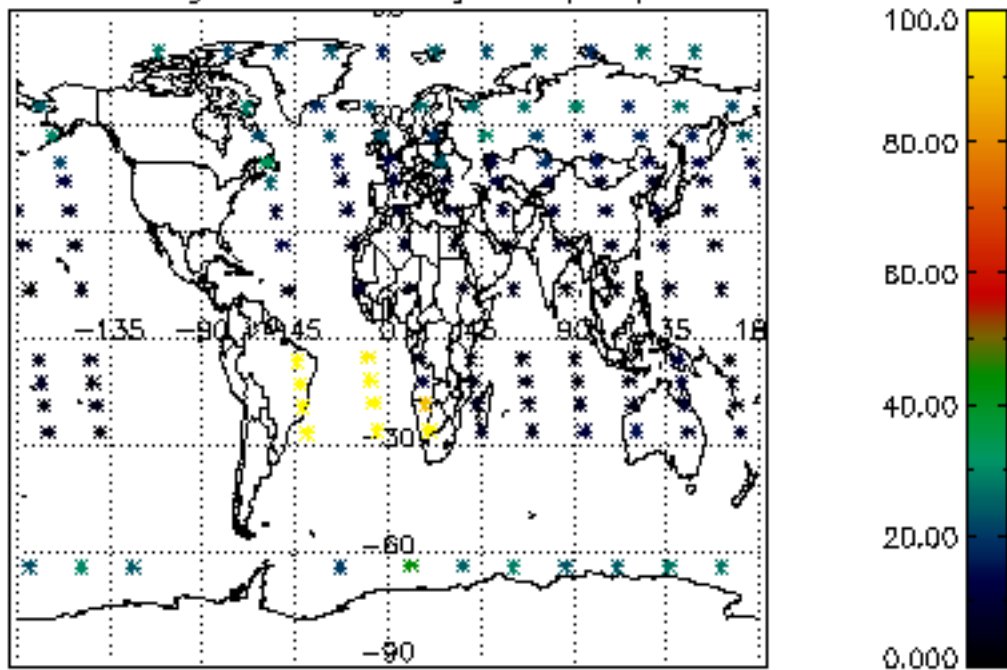




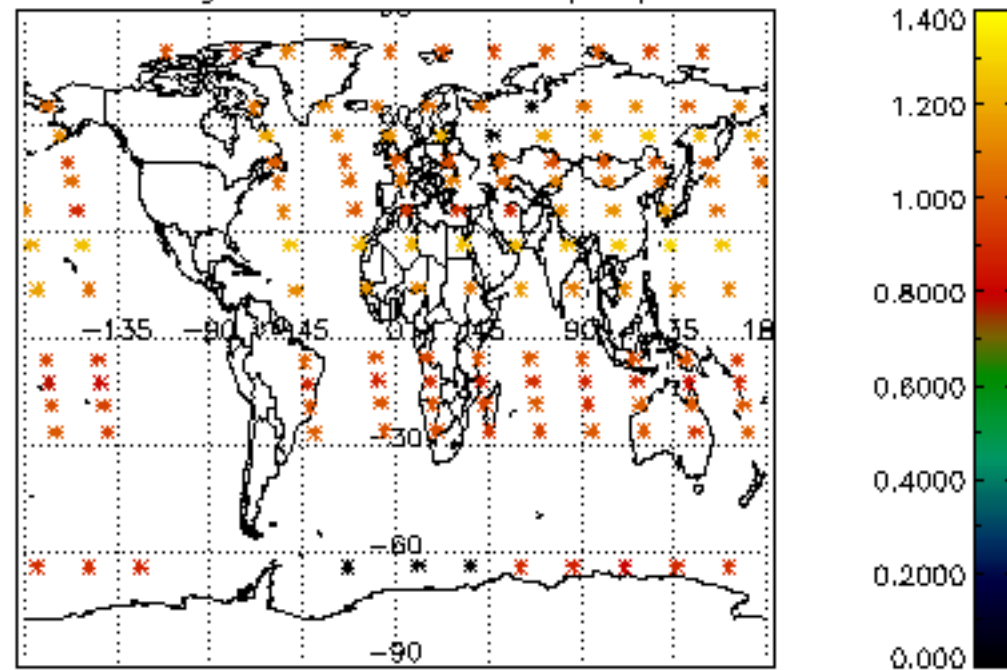




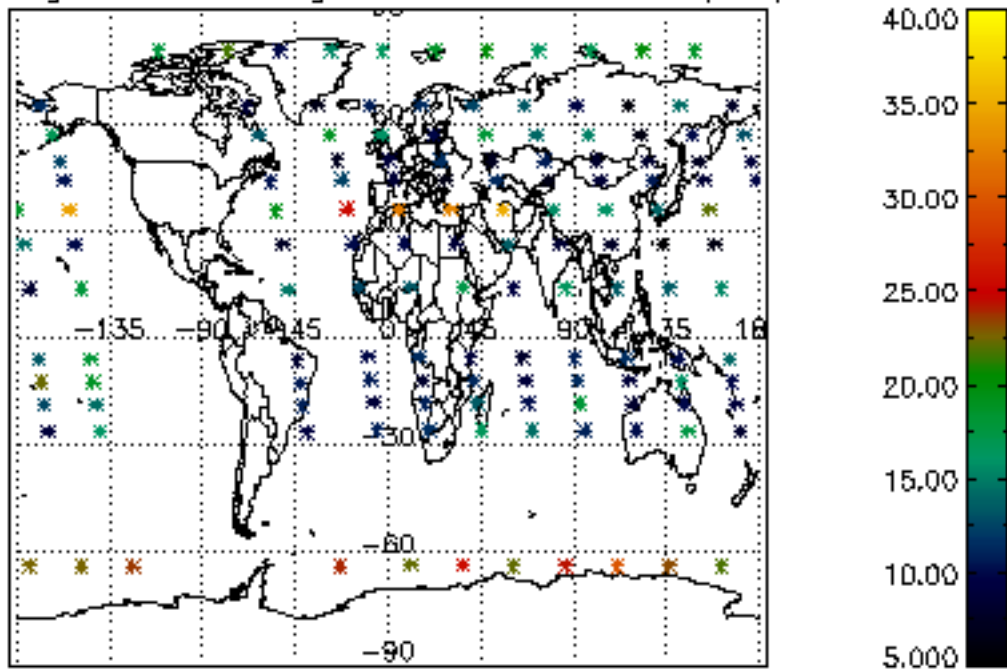
Percentage of cosmic ray hits per profile



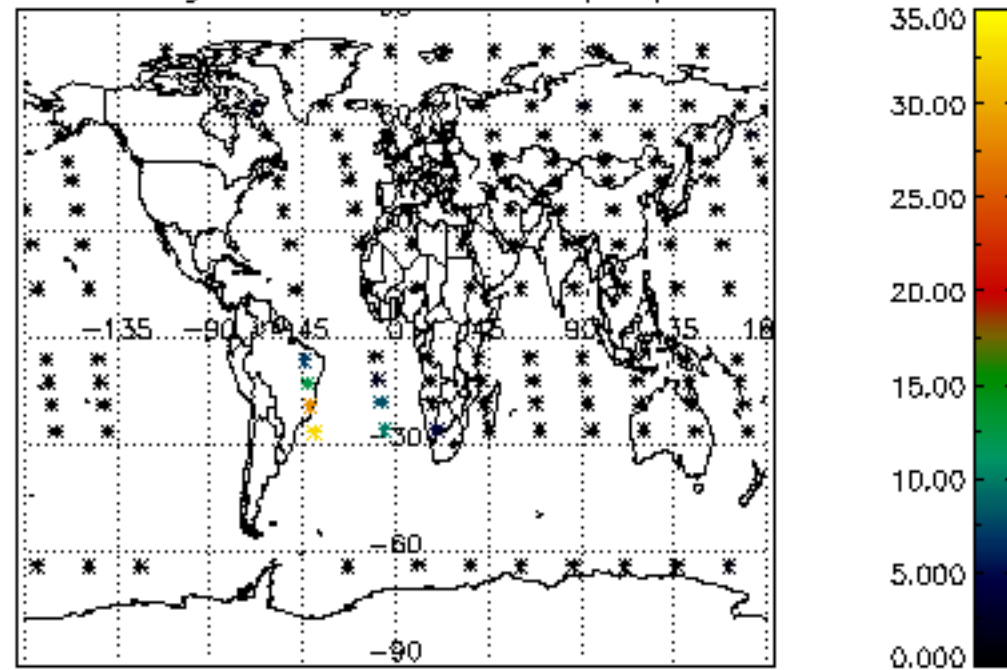
Percentage of datation errors per profile



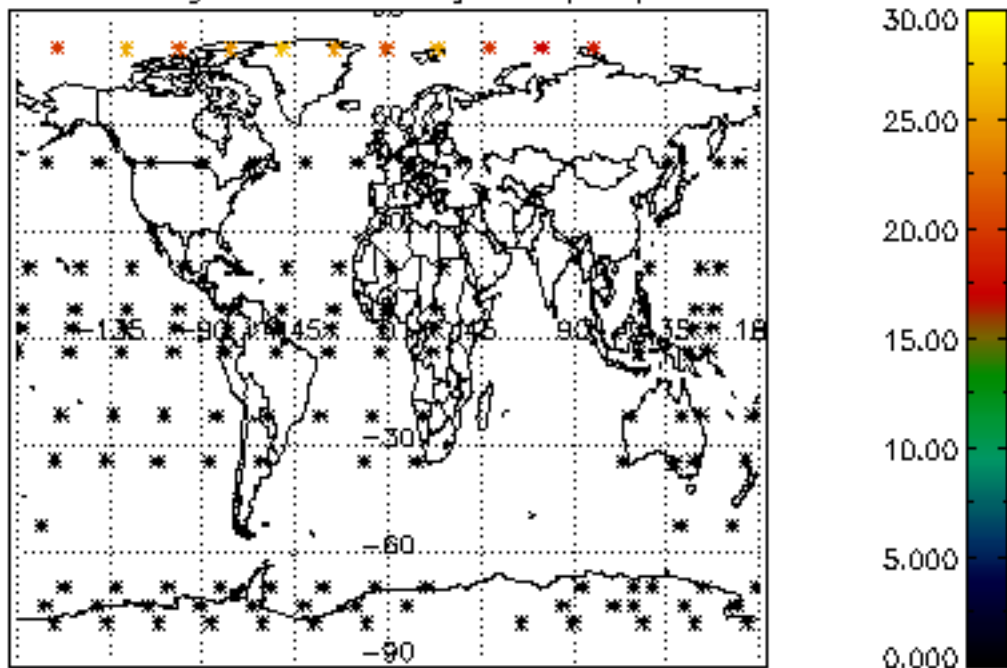
Percentage of star falling outside central band per profile



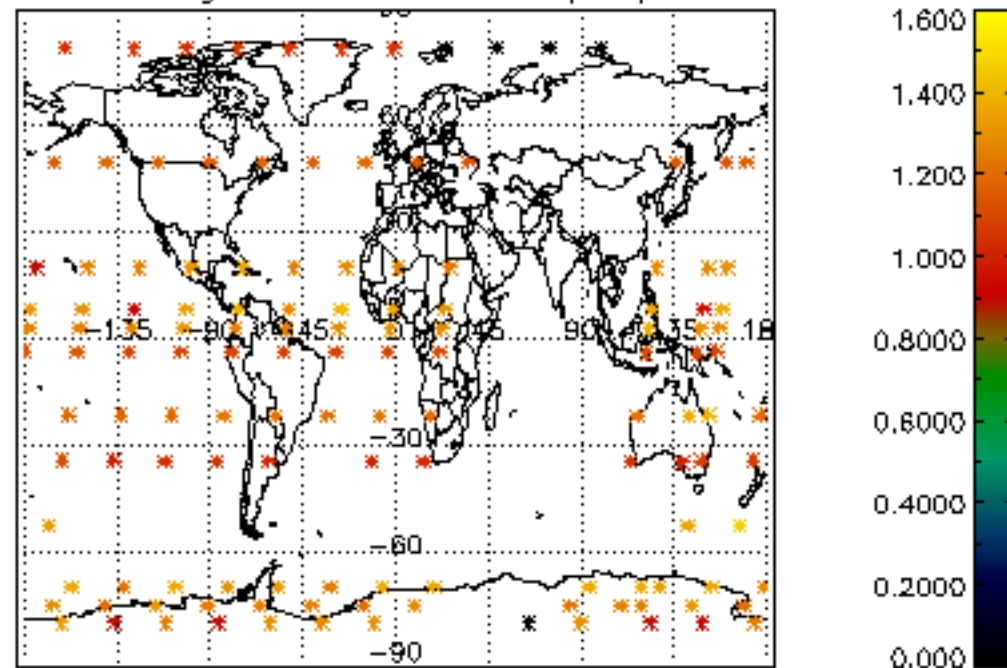
Percentage of saturation errors per profile



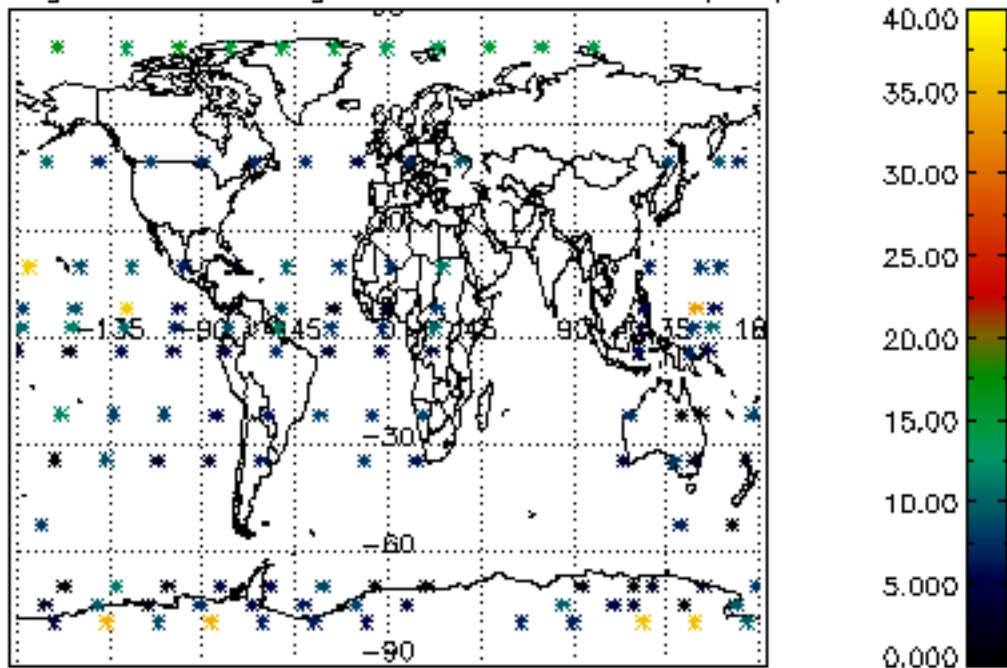
Percentage of cosmic ray hits per profile



Percentage of datation errors per profile



Percentage of star falling outside central band per profile



Percentage of saturation errors per profile

