

GOMOS Level 2 Daily Report

SUMMARY

[1. General Info](#)

[2. Summary of processed GOM_NL_2P products](#)

[3. Level 2 Quality information per product](#)

[3.1 Plot of level 2 quality information per product \(time dependant\)](#)

[3.2 Plot of level 2 quality information per product \(world map\)](#)

[4. Level 1 Quality information per product \(stored on level 2 products\)](#)

[4.1 Plot of level 1 quality information per product \(time dependant\)](#)

[4.1.1 Plot of level 1 quality information per product \(time dependant\): ASCENDING](#)

[4.1.2 Plot of level 1 quality information per product \(time dependant\): DESCENDING](#)

[4.2 Plot of level 1 quality information per product \(world map\)](#)

[4.2.1 Plot of level 1 quality information per product \(world map\): ASCENDING](#)

[4.2.2 Plot of level 1 quality information per product \(world map\): DESCENDING](#)

[5. Ozone profiles based on quality statistics and other trace gas profiles](#)

[5.1 Ozone statistics based on quality of products](#)

[5.2 Plot ozone profiles for all STD \(dark without errors\)](#)

[5.3 Plot ozone profiles where STD < 20% \(dark without errors\)](#)

[5.4. Plot ozone profiles where STD < 10% \(dark without errors\)](#)

[5.5. Plot ozone profiles where STD < 5% \(dark without errors\)](#)

[5.6 Plot NO2 profiles for all STD \(dark without errors\)](#)

[5.7 Plot NO3 profiles for all STD \(dark without errors\)](#)

[5.8 Plot H2O profiles \(only for occultations of stars 1,2,3,4,13,14,16,26,63 dark without errors\) for all STD](#)

[6. Auxiliary Data Files used for the production reported in section 2](#)

This report presents the daily analysis on parameters extracted from GOMOS level 2 data (GOM_NL__2P). It is intended to monitor some important parameters that will impact the quality of these products. A list of level 2 products (and content) that have arrived during the reporting day to the PCF is also given.

Item	Value
Time of report generation	24APR2013 11:36:12
Data source version	GOMOS/6.01
Start time of products	21-03-2011 (21MAR2011 00:00:00)
Stop time of products	22-03-2011 (22MAR2011 00:00:00)
Store outputs in DB	Yes
Nb of level 2 prods	351
Nb of prods with errors	0

2. Summary of processed GOM_NL__2P products.

Nr	Filename	UTC Start time	Limb	Duration	Star Id	Star Name	Star Mag	Star Temp	Nb Meas	Orbit	Prod. error
1	GOM_NL__2PRFIN20110321_000455_000000433100_00347_47344_7092.N1	21-MAR-2011 00:04:55	Dark	42.500	141	Bet Ara	2.8400	4600.0	85	47344	No
2	GOM_NL__2PRFIN20110321_000826_000000403100_00347_47344_7093.N1	21-MAR-2011 00:08:26	Dark	39.500	134	Bet TrA	2.8100	6600.0	79	47344	No
3	GOM_NL__2PRFIN20110321_001109_000000473100_00347_47344_7094.N1	21-MAR-2011 00:11:09	Dark	47.000	4	Alp1Cen	-0.010000	5800.0	94	47344	No
4	GOM_NL__2PRFIN20110321_001323_000000483100_00347_47344_7095.N1	21-MAR-2011 00:13:23	Dark	47.500	78	Alp Lup	2.3040	28000.	95	47344	No
5	GOM_NL__2PRFIN20110321_001454_000000503100_00347_47344_7096.N1	21-MAR-2011 00:14:54	Straylight	49.500	81	Eta Cen	2.3560	28000.	99	47344	No
6	GOM_NL__2PRFIN20110321_001709_000000453100_00347_47344_7097.N1	21-MAR-2011 00:17:09	Straylight	44.500	64	Gam Cen	2.2000	10600.	89	47344	No
7	GOM_NL__2PRFIN20110321_001929_000000493100_00347_47344_7098.N1	21-MAR-2011 00:19:29	Straylight	49.000	123	lot Cen	2.7500	10200.	98	47344	No
8	GOM_NL__2PRFIN20110321_002414_000000293100_00347_47344_7099.N1	21-MAR-2011 00:24:14	Straylight	29.000	169	46Gam Hya	2.9910	4700.0	58	47344	No
9	GOM_NL__2PRFIN20110321_002528_000000463100_00347_47344_7100.N1	21-MAR-2011 00:25:28	Straylight	46.000	171	2Eps Crv	3.0010	4250.0	92	47344	No
10	GOM_NL__2PRFIN20110321_002704_000000513100_00347_47344_7101.N1	21-MAR-2011 00:27:04	Twilight_stray	50.500	100	4Gam Crv	2.5800	13100.	101	47344	No
11	GOM_NL__2PRFIN20110321_003735_000000623100_00347_47344_7102.N1	21-MAR-2011 00:37:35	Bright	62.000	62	94Bet Leo	2.1360	9700.0	124	47344	No
12	GOM_NL__2PRFIN20110321_004552_000000413100_00347_47344_7103.N1	21-MAR-2011 00:45:52	Bright	40.500	174	52Psi UMa	3.0040	4400.0	81	47344	No
13	GOM_NL__2PRFIN20110321_004907_000000363100_00347_47344_7104.N1	21-MAR-2011 00:49:07	Bright	36.000	82	48Bet UMa	2.3650	10600.	72	47344	No
14	GOM_NL__2PRFIN20110321_005037_000000393100_00347_47344_7105.N1	21-MAR-2011 00:50:37	Bright	38.500	36	50Alp UMa	1.8000	6300.0	77	47344	No
15	GOM_NL__2PRFIN20110321_005239_000000453100_00347_47344_7106.N1	21-MAR-2011 00:52:39	Bright	45.000	55	79Zet UMa	2.0600	10200.	90	47344	No
16	GOM_NL__2PRFIN20110321_005729_000000393100_00347_47344_7107.N1	21-MAR-2011 00:57:29	Bright	39.000	60	7Bet UMi	2.0810	3950.0	78	47344	No
17	GOM_NL__2PRFIN20110321_010111_000000483100_00347_47344_7108.N1	21-MAR-2011 01:01:11	Bright	47.500	119	14Eta Dra	2.7270	4700.0	95	47344	No
18	GOM_NL__2PRFIN20110321_011110_000000363100_00347_47344_7109.N1	21-MAR-2011 01:11:10	Bright	36.000	19	50Alp Cyg	1.2460	10500.	72	47344	No
19	GOM_NL__2PRFIN20110321_011245_000000383100_00347_47344_7110.N1	21-MAR-2011 01:12:45	Bright	38.000	66	37Gam Cyg	2.2080	5900.0	76	47344	No
20	GOM_NL__2PRFIN20110321_011433_000000393100_00347_47344_7111.N1	21-MAR-2011 01:14:33	Bright	39.000	92	53Eps Cyg	2.5000	4500.0	78	47344	No
21	GOM_NL__2PRFIN20110321_012316_000000573100_00347_47344_7112.N1	21-MAR-2011 01:23:16	Twilight_stray	57.000	11	53Alp Aql	0.76500	8000.0	114	47344	No
22	GOM_NL__2PRFIN20110321_013601_000000483100_00347_47344_7113.N1	21-MAR-2011 01:36:01	Dark	47.500	57	34Sig Sgr	2.0660	26000.	95	47344	No
23	GOM_NL__2PRFIN20110321_013741_000000553100_00347_47344_7114.N1	21-MAR-2011 01:37:41	Dark	55.000	137	22Lam Sgr	2.8240	4400.0	110	47344	No
24	GOM_NL__2PRFIN20110321_013934_000000503100_00347_47344_7115.N1	21-MAR-2011 01:39:34	Dark	49.500	38	20Eps Sgr	1.8360	11000.	99	47344	No
25	GOM_NL__2PRFIN20110321_014510_000000453100_00348_47345_7131.N1	21-MAR-2011 01:45:10	Dark	45.000	141	Bet Ara	2.8400	4600.0	90	47345	No
26	GOM_NL__2PRFIN20110321_014841_000000403100_00348_47345_7132.N1	21-MAR-2011 01:48:41	Dark	40.000	134	Bet TrA	2.8100	6600.0	80	47345	No
27	GOM_NL__2PRFIN20110321_015124_000000443100_00348_47345_7133.N1	21-MAR-2011 01:51:24	Dark	44.000	4	Alp1Cen	-0.010000	5800.0	88	47345	No
28	GOM_NL__2PRFIN20110321_015338_000000473100_00348_47345_7134.N1	21-MAR-2011 01:53:38	Dark	46.500	78	Alp Lup	2.3040	28000.	93	47345	No
29	GOM_NL__2PRFIN20110321_015509_000000503100_00348_47345_7135.N1	21-MAR-2011 01:55:09	Straylight	50.000	81	Eta Cen	2.3560	28000.	100	47345	No
30	GOM_NL__2PRFIN20110321_015723_000000463100_00348_47345_7136.N1	21-MAR-2011 01:57:23	Straylight	45.500	64	Gam Cen	2.2000	10600.	91	47345	No
31	GOM_NL__2PRFIN20110321_015943_000000503100_00348_47345_7137.N1	21-MAR-2011 01:59:43	Straylight	49.500	123	lot Cen	2.7500	10200.	99	47345	No
32	GOM_NL__2PRFIN20110321_020428_000000293100_00348_47345_7138.N1	21-MAR-2011 02:04:28	Straylight	29.000	169	46Gam Hya	2.9910	4700.0	58	47345	No
33	GOM_NL__2PRFIN20110321_020543_000000483100_00348_47345_7139.N1	21-MAR-2011 02:05:43	Straylight	48.000	171	2Eps Crv	3.0010	4250.0	96	47345	No
34	GOM_NL__2PRFIN20110321_020718_000000503100_00348_47345_7140.N1	21-MAR-2011 02:07:18	Twilight_stray	49.500	100	4Gam Crv	2.5800	13100.	99	47345	No
35	GOM_NL__2PRFIN20110321_021749_000000443100_00348_47345_7141.N1	21-MAR-2011 02:17:49	Bright	44.000	62	94Bet Leo	2.1360	9700.0	88	47345	No
36	GOM_NL__2PRFIN20110321_022606_000000383100_00348_47345_7142.N1	21-MAR-2011 02:26:06	Bright	38.000	174	52Psi UMa	3.0040	4400.0	76	47345	No
37	GOM_NL__2PRFIN20110321_022921_000000363100_00348_47345_7143.N1	21-MAR-2011 02:29:21	Bright	35.500	82	48Bet UMa	2.3650	10600.	71	47345	No
38	GOM_NL__2PRFIN20110321_023051_000000363100_00348_47345_7144.N1	21-MAR-2011 02:30:51	Bright	35.500	36	50Alp UMa	1.8000	6300.0	71	47345	No
39	GOM_NL__2PRFIN20110321_023253_000000473100_00348_47345_7145.N1	21-MAR-2011 02:32:53	Bright	47.000	55	79Zet UMa	2.0600	10200.	94	47345	No
40	GOM_NL__2PRFIN20110321_023743_000000383100_00348_47345_7146.N1	21-MAR-2011 02:37:43	Bright	38.000	60	7Bet UMi	2.0810	3950.0	76	47345	No
41	GOM_NL__2PRFIN20110321_024124_000000493100_00348_47345_7147.N1	21-MAR-2011 02:41:24	Bright	49.000	119	14Eta Dra	2.7270	4700.0	98	47345	No
42	GOM_NL__2PRFIN20110321_025124_000000383100_00348_47345_7148.N1	21-MAR-2011 02:51:24	Bright	37.500	19	50Alp Cyg	1.2460	10500.	75	47345	No

43	GOM_NL__2PRFIN20110321_025259_000000453100_00348_47345_7149.N1	21-MAR-2011 02:52:59	Bright	44.500	66	37Gam Cyg	2.2080	5900.0	89	47345	No
44	GOM_NL__2PRFIN20110321_025447_000000383100_00348_47345_7150.N1	21-MAR-2011 02:54:47	Bright	37.500	92	53Eps Cyg	2.5000	4500.0	75	47345	No
45	GOM_NL__2PRFIN20110321_030330_000000643100_00348_47345_7151.N1	21-MAR-2011 03:03:30	Twilight	64.000	11	53Alp Aql	0.76500	8000.0	128	47345	No
46	GOM_NL__2PRFIN20110321_031410_000000493100_00348_47345_7152.N1	21-MAR-2011 03:14:10	Dark	49.000	155	41Pi Sgr	2.9000	6600.0	98	47345	No
47	GOM_NL__2PRFIN20110321_031616_000000483100_00348_47345_7153.N1	21-MAR-2011 03:16:16	Dark	47.500	57	34Sig Sgr	2.0660	26000.	95	47345	No
48	GOM_NL__2PRFIN20110321_031756_000000533100_00348_47345_7154.N1	21-MAR-2011 03:17:56	Dark	53.000	137	22Lam Sgr	2.8240	4400.0	106	47345	No
49	GOM_NL__2PRFIN20110321_031949_000000593100_00348_47345_7155.N1	21-MAR-2011 03:19:49	Dark	58.500	38	20Eps Sgr	1.8360	11000.	117	47345	No
50	GOM_NL__2PRFIN20110321_032524_000000413100_00349_47346_7153.N1	21-MAR-2011 03:25:24	Dark	41.000	141	Bet Ara	2.8400	4600.0	82	47346	No
51	GOM_NL__2PRFIN20110321_032855_000000403100_00349_47346_7154.N1	21-MAR-2011 03:28:55	Dark	39.500	134	Bet TrA	2.8100	6600.0	79	47346	No
52	GOM_NL__2PRFIN20110321_033138_000000503100_00349_47346_7155.N1	21-MAR-2011 03:31:38	Dark	50.000	4	Alp1Cen	-0.010000	5800.0	100	47346	No
53	GOM_NL__2PRFIN20110321_033353_000000483100_00349_47346_7156.N1	21-MAR-2011 03:33:53	Dark	48.000	78	Alp Lup	2.3040	28000.	96	47346	No
54	GOM_NL__2PRFIN20110321_033524_000000543100_00349_47346_7157.N1	21-MAR-2011 03:35:24	Straylight	54.000	81	Eta Cen	2.3560	28000.	108	47346	No
55	GOM_NL__2PRFIN20110321_033738_000000443100_00349_47346_7158.N1	21-MAR-2011 03:37:38	Straylight	44.000	64	Gam Cen	2.2000	10600.	88	47346	No
56	GOM_NL__2PRFIN20110321_033958_000000503100_00349_47346_7159.N1	21-MAR-2011 03:39:58	Straylight	49.500	123	lot Cen	2.7500	10200.	99	47346	No
57	GOM_NL__2PRFIN20110321_034442_000000343100_00349_47346_7160.N1	21-MAR-2011 03:44:42	Straylight	34.000	169	46Gam Hya	2.9910	4700.0	68	47346	No
58	GOM_NL__2PRFIN20110321_034732_000000493100_00349_47346_7161.N1	21-MAR-2011 03:47:32	Twilight	49.000	100	4Gam Crv	2.5800	13100.	98	47346	No
59	GOM_NL__2PRFIN20110321_035802_000000433100_00349_47346_7162.N1	21-MAR-2011 03:58:02	Bright	42.500	62	94Bet Leo	2.1360	9700.0	85	47346	No
60	GOM_NL__2PRFIN20110321_040620_000000393100_00349_47346_7163.N1	21-MAR-2011 04:06:20	Bright	38.500	174	52Psi UMa	3.0040	4400.0	77	47346	No
61	GOM_NL__2PRFIN20110321_040935_000000383100_00349_47346_7164.N1	21-MAR-2011 04:09:35	Bright	37.500	82	48Bet UMa	2.3650	10600.	75	47346	No
62	GOM_NL__2PRFIN20110321_041105_000000393100_00349_47346_7165.N1	21-MAR-2011 04:11:05	Bright	39.000	36	50Alp UMa	1.8000	6300.0	78	47346	No
63	GOM_NL__2PRFIN20110321_041306_000000483100_00349_47346_7166.N1	21-MAR-2011 04:13:06	Bright	48.000	55	79Zet UMa	2.0600	10200.	96	47346	No
64	GOM_NL__2PRFIN20110321_041756_000000423100_00349_47346_7167.N1	21-MAR-2011 04:17:56	Bright	42.000	60	7Bet UMi	2.0810	3950.0	84	47346	No
65	GOM_NL__2PRFIN20110321_042138_000000483100_00349_47346_7168.N1	21-MAR-2011 04:21:38	Bright	48.000	119	14Eta Dra	2.7270	4700.0	96	47346	No
66	GOM_NL__2PRFIN20110321_043138_000000373100_00349_47346_7169.N1	21-MAR-2011 04:31:38	Bright	36.500	19	50Alp Cyg	1.2460	10500.	73	47346	No
67	GOM_NL__2PRFIN20110321_043313_000000383100_00349_47346_7170.N1	21-MAR-2011 04:33:13	Bright	38.000	66	37Gam Cyg	2.2080	5900.0	76	47346	No
68	GOM_NL__2PRFIN20110321_043501_000000383100_00349_47346_7171.N1	21-MAR-2011 04:35:01	Bright	38.000	92	53Eps Cyg	2.5000	4500.0	76	47346	No
69	GOM_NL__2PRFIN20110321_044345_000000543100_00349_47346_7172.N1	21-MAR-2011 04:43:45	Twilight	53.500	11	53Alp Aql	0.76500	8000.0	107	47346	No
70	GOM_NL__2PRFIN20110321_045425_000000493100_00349_47346_7173.N1	21-MAR-2011 04:54:25	Dark	49.000	155	41Pi Sgr	2.9000	6600.0	98	47346	No
71	GOM_NL__2PRFIN20110321_045631_000000493100_00349_47346_7174.N1	21-MAR-2011 04:56:31	Dark	48.500	57	34Sig Sgr	2.0660	26000.	97	47346	No
72	GOM_NL__2PRFIN20110321_045811_000000543100_00349_47346_7175.N1	21-MAR-2011 04:58:11	Dark	54.000	137	22Lam Sgr	2.8240	4400.0	108	47346	No
73	GOM_NL__2PRFIN20110321_050004_000000513100_00349_47346_7176.N1	21-MAR-2011 05:00:04	Dark	50.500	38	20Eps Sgr	1.8360	11000.	101	47346	No
74	GOM_NL__2PRFIN20110321_050539_000000423100_00350_47347_7155.N1	21-MAR-2011 05:05:39	Dark	42.000	141	Bet Ara	2.8400	4600.0	84	47347	No
75	GOM_NL__2PRFIN20110321_050910_000000413100_00350_47347_7156.N1	21-MAR-2011 05:09:10	Dark	41.000	134	Bet TrA	2.8100	6600.0	82	47347	No
76	GOM_NL__2PRFIN20110321_051153_000000553100_00350_47347_7157.N1	21-MAR-2011 05:11:53	Dark	54.500	4	Alp1Cen	-0.010000	5800.0	109	47347	No
77	GOM_NL__2PRFIN20110321_051407_000000473100_00350_47347_7158.N1	21-MAR-2011 05:14:07	Dark	46.500	78	Alp Lup	2.3040	28000.	93	47347	No
78	GOM_NL__2PRFIN20110321_051539_000000503100_00350_47347_7159.N1	21-MAR-2011 05:15:39	Straylight	49.500	81	Eta Cen	2.3560	28000.	99	47347	No
79	GOM_NL__2PRFIN20110321_051752_000000403100_00350_47347_7160.N1	21-MAR-2011 05:17:52	Straylight	39.500	64	Gam Cen	2.2000	10600.	79	47347	No
80	GOM_NL__2PRFIN20110321_052012_000000473100_00350_47347_7161.N1	21-MAR-2011 05:20:12	Straylight	46.500	123	lot Cen	2.7500	10200.	93	47347	No
81	GOM_NL__2PRFIN20110321_052457_000000343100_00350_47347_7162.N1	21-MAR-2011 05:24:57	Straylight	34.000	169	46Gam Hya	2.9910	4700.0	68	47347	No
82	GOM_NL__2PRFIN20110321_052611_000000483100_00350_47347_7163.N1	21-MAR-2011 05:26:11	Straylight	48.000	171	2Eps Crv	3.0010	4250.0	96	47347	No
83	GOM_NL__2PRFIN20110321_052746_000000503100_00350_47347_7164.N1	21-MAR-2011 05:27:46	Twilight	49.500	100	4Gam Crv	2.5800	13100.	99	47347	No
84	GOM_NL__2PRFIN20110321_053816_000000443100_00350_47347_7165.N1	21-MAR-2011 05:38:16	Bright	44.000	62	94Bet Leo	2.1360	9700.0	88	47347	No
85	GOM_NL__2PRFIN20110321_054633_000000383100_00350_47347_7166.N1	21-MAR-2011 05:46:33	Bright	38.000	174	52Psi UMa	3.0040	4400.0	76	47347	No
86	GOM_NL__2PRFIN20110321_054948_000000383100_00350_47347_7167.N1	21-MAR-2011 05:49:48	Bright	37.500	82	48Bet UMa	2.3650	10600.	75	47347	No
87	GOM_NL__2PRFIN20110321_055119_000000393100_00350_47347_7168.N1	21-MAR-2011 05:51:19	Bright	39.000	36	50Alp UMa	1.8000	6300.0	78	47347	No
88	GOM_NL__2PRFIN20110321_055319_000000473100_00350_47347_7169.N1	21-MAR-2011 05:53:19	Bright	46.500	55	79Zet UMa	2.0600	10200.	93	47347	No
89	GOM_NL__2PRFIN20110321_055810_000000423100_00350_47347_7170.N1	21-MAR-2011 05:58:10	Bright	42.000	60	7Bet UMi	2.0810	3950.0	84	47347	No
90	GOM_NL__2PRFIN20110321_060151_000000493100_00350_47347_7171.N1	21-MAR-2011 06:01:51	Bright	48.500	119	14Eta Dra	2.7270	4700.0	97	47347	No
91	GOM_NL__2PRFIN20110321_061152_000000373100_00350_47347_7172.N1	21-MAR-2011 06:11:52	Bright	37.000	19	50Alp Cyg	1.2460	10500.	74	47347	No
92	GOM_NL__2PRFIN20110321_061327_000000403100_00350_47347_7173.N1	21-MAR-2011 06:13:27	Bright	40.000	66	37Gam Cyg	2.2080	5900.0	80	47347	No
93	GOM_NL__2PRFIN20110321_061515_000000563100_00350_47347_7174.N1	21-MAR-2011 06:15:15	Bright	56.000	92	53Eps Cyg	2.5000	4500.0	112	47347	No
94	GOM_NL__2PRFIN20110321_062400_000000553100_00350_47347_7175.N1	21-MAR-2011 06:24:00	Twilight	54.500	11	53Alp Aql	0.76500	8000.0	109	47347	No
95	GOM_NL__2PRFIN20110321_063440_000000523100_00350_47347_7176.N1	21-MAR-2011 06:34:40	Dark	51.500	155	41Pi Sgr	2.9000	6600.0	103	47347	No
96	GOM_NL__2PRFIN20110321_063646_000000523100_00350_47347_7177.N1	21-MAR-2011 06:36:46	Dark	51.500	57	34Sig Sgr	2.0660	26000.	103	47347	No
97	GOM_NL__2PRFIN20110321_063826_000000603100_00350_47347_7178.N1	21-MAR-2011 06:38:26	Dark	60.000	137	22Lam Sgr	2.8240	4400.0	120	47347	No
98	GOM_NL__2PRFIN20110321_064019_000000513100_00350_47347_7179.N1	21-MAR-2011 06:40:19	Dark	50.500	38	20Eps Sgr	1.8360	11000.	101	47347	No
99	GOM_NL__2PRFIN20110321_064554_000000433100_00351_47348_7196.N1	21-MAR-2011 06:45:54	Dark	42.500	141	Bet Ara	2.8400	4600.0	85	47348	No
100	GOM_NL__2PRFIN20110321_064924_000000413100_00351_47348_7197.N1	21-MAR-2011 06:49:24	Dark	41.000	134	Bet TrA	2.8100	6600.0	82	47348	No
101	GOM_NL__2PRFIN20110321_065207_000000573100_00351_47348_7198.N1	21-MAR-2011 06:52:07	Dark	57.000	4	Alp1Cen	-0.010000	5800.0	114	47348	No

102	GOM_NL__2PRFIN20110321_065422_000000463100_00351_47348_7199.N1	21-MAR-2011 06:54:22	Dark	45.500	78	Alp Lup	2.3040	28000.	91	47348	No
103	GOM_NL__2PRFIN20110321_065554_000000523100_00351_47348_7200.N1	21-MAR-2011 06:55:54	Straylight	52.000	81	Eta Cen	2.3560	28000.	104	47348	No
104	GOM_NL__2PRFIN20110321_065807_000000423100_00351_47348_7201.N1	21-MAR-2011 06:58:07	Straylight	42.000	64	Gam Cen	2.2000	10600.	84	47348	No
105	GOM_NL__2PRFIN20110321_070027_000000473100_00351_47348_7202.N1	21-MAR-2011 07:00:27	Straylight	46.500	123	lot Cen	2.7500	10200.	93	47348	No
106	GOM_NL__2PRFIN20110321_070511_000000393100_00351_47348_7203.N1	21-MAR-2011 07:05:11	Straylight	39.000	169	46Gam Hya	2.9910	4700.0	78	47348	No
107	GOM_NL__2PRFIN20110321_070625_000000493100_00351_47348_7204.N1	21-MAR-2011 07:06:25	Straylight	48.500	171	2Eps Crv	3.0010	4250.0	97	47348	No
108	GOM_NL__2PRFIN20110321_070801_000000463100_00351_47348_7205.N1	21-MAR-2011 07:08:01	Tw_i_and_stray	45.500	100	4Gam Crv	2.5800	13100.	91	47348	No
109	GOM_NL__2PRFIN20110321_071830_000000443100_00351_47348_7206.N1	21-MAR-2011 07:18:30	Bright	43.500	62	94Bet Leo	2.1360	9700.0	87	47348	No
110	GOM_NL__2PRFIN20110321_072647_000000383100_00351_47348_7207.N1	21-MAR-2011 07:26:47	Bright	37.500	174	52Psi UMa	3.0040	4400.0	75	47348	No
111	GOM_NL__2PRFIN20110321_073002_000000383100_00351_47348_7208.N1	21-MAR-2011 07:30:02	Bright	38.000	82	48Bet UMa	2.3650	10600.	76	47348	No
112	GOM_NL__2PRFIN20110321_073133_000000393100_00351_47348_7209.N1	21-MAR-2011 07:31:33	Bright	39.000	36	50Alp UMa	1.8000	6300.0	78	47348	No
113	GOM_NL__2PRFIN20110321_073333_000000493100_00351_47348_7210.N1	21-MAR-2011 07:33:33	Bright	48.500	55	79Zet UMa	2.0600	10200.	97	47348	No
114	GOM_NL__2PRFIN20110321_073824_000000393100_00351_47348_7211.N1	21-MAR-2011 07:38:24	Bright	39.000	60	7Bet UMi	2.0810	3950.0	78	47348	No
115	GOM_NL__2PRFIN20110321_074205_000000453100_00351_47348_7212.N1	21-MAR-2011 07:42:05	Bright	44.500	119	14Eta Dra	2.7270	4700.0	89	47348	No
116	GOM_NL__2PRFIN20110321_075207_000000383100_00351_47348_7213.N1	21-MAR-2011 07:52:07	Bright	38.000	19	50Alp Cyg	1.2460	10500.	76	47348	No
117	GOM_NL__2PRFIN20110321_075342_000000383100_00351_47348_7214.N1	21-MAR-2011 07:53:42	Bright	37.500	66	37Gam Cyg	2.2080	5900.0	75	47348	No
118	GOM_NL__2PRFIN20110321_075529_000000373100_00351_47348_7215.N1	21-MAR-2011 07:55:29	Bright	36.500	92	53Eps Cyg	2.5000	4500.0	73	47348	No
119	GOM_NL__2PRFIN20110321_080414_000000573100_00351_47348_7216.N1	21-MAR-2011 08:04:14	Tw_i_and_stray	56.500	11	53Alp Aql	0.76500	8000.0	113	47348	No
120	GOM_NL__2PRFIN20110321_081455_000000533100_00351_47348_7217.N1	21-MAR-2011 08:14:55	Dark	53.000	155	41Pi Sgr	2.9000	6600.0	106	47348	No
121	GOM_NL__2PRFIN20110321_081701_000000513100_00351_47348_7218.N1	21-MAR-2011 08:17:01	Dark	51.000	57	34Sig Sgr	2.0660	26000.	102	47348	No
122	GOM_NL__2PRFIN20110321_081842_000000593100_00351_47348_7219.N1	21-MAR-2011 08:18:42	Dark	58.500	137	22Lam Sgr	2.8240	4400.0	117	47348	No
123	GOM_NL__2PRFIN20110321_082034_000000513100_00351_47348_7220.N1	21-MAR-2011 08:20:34	Dark	51.000	38	20Eps Sgr	1.8360	11000.	102	47348	No
124	GOM_NL__2PRFIN20110321_082609_000000423100_00352_47349_7229.N1	21-MAR-2011 08:26:09	Dark	42.000	141	Bet Ara	2.8400	4600.0	84	47349	No
125	GOM_NL__2PRFIN20110321_082939_000000403100_00352_47349_7230.N1	21-MAR-2011 08:29:39	Dark	39.500	134	Bet TrA	2.8100	6600.0	79	47349	No
126	GOM_NL__2PRFIN20110321_083222_000000453100_00352_47349_7231.N1	21-MAR-2011 08:32:22	Dark	44.500	4	Alp1Cen	-0.010000	5800.0	89	47349	No
127	GOM_NL__2PRFIN20110321_083437_000000463100_00352_47349_7232.N1	21-MAR-2011 08:34:37	Dark	46.000	78	Alp Lup	2.3040	28000.	92	47349	No
128	GOM_NL__2PRFIN20110321_083608_000000513100_00352_47349_7233.N1	21-MAR-2011 08:36:08	Straylight	50.500	81	Eta Cen	2.3560	28000.	101	47349	No
129	GOM_NL__2PRFIN20110321_083821_000000433100_00352_47349_7234.N1	21-MAR-2011 08:38:21	Straylight	42.500	64	Gam Cen	2.2000	10600.	85	47349	No
130	GOM_NL__2PRFIN20110321_084041_000000473100_00352_47349_7235.N1	21-MAR-2011 08:40:41	Straylight	46.500	123	lot Cen	2.7500	10200.	93	47349	No
131	GOM_NL__2PRFIN20110321_084526_000000393100_00352_47349_7236.N1	21-MAR-2011 08:45:26	Straylight	39.000	169	46Gam Hya	2.9910	4700.0	78	47349	No
132	GOM_NL__2PRFIN20110321_084639_000000493100_00352_47349_7237.N1	21-MAR-2011 08:46:39	Straylight	48.500	171	2Eps Crv	3.0010	4250.0	97	47349	No
133	GOM_NL__2PRFIN20110321_084815_000000483100_00352_47349_7238.N1	21-MAR-2011 08:48:15	Tw_i_and_stray	47.500	100	4Gam Crv	2.5800	13100.	95	47349	No
134	GOM_NL__2PRFIN20110321_085844_000000443100_00352_47349_0359.N1	21-MAR-2011 08:58:44	Bright	43.500	62	94Bet Leo	2.1360	9700.0	87	47349	No
135	GOM_NL__2PRFIN20110321_090701_000000393100_00352_47349_0360.N1	21-MAR-2011 09:07:01	Bright	39.000	174	52Psi UMa	3.0040	4400.0	78	47349	No
136	GOM_NL__2PRFIN20110321_091016_000000383100_00352_47349_0361.N1	21-MAR-2011 09:10:16	Bright	38.000	82	48Bet UMa	2.3650	10600.	76	47349	No
137	GOM_NL__2PRFIN20110321_091147_000000403100_00352_47349_0362.N1	21-MAR-2011 09:11:47	Bright	39.500	36	50Alp UMa	1.8000	6300.0	79	47349	No
138	GOM_NL__2PRFIN20110321_091346_000000453100_00352_47349_0363.N1	21-MAR-2011 09:13:46	Bright	45.000	55	79Zet UMa	2.0600	10200.	90	47349	No
139	GOM_NL__2PRFIN20110321_091838_000000423100_00352_47349_0364.N1	21-MAR-2011 09:18:38	Bright	42.000	60	7Bet UMi	2.0810	3950.0	84	47349	No
140	GOM_NL__2PRFIN20110321_092218_000000493100_00352_47349_0365.N1	21-MAR-2011 09:22:18	Bright	49.000	119	14Eta Dra	2.7270	4700.0	98	47349	No
141	GOM_NL__2PRFIN20110321_093220_000000413100_00352_47349_0366.N1	21-MAR-2011 09:32:20	Bright	40.500	19	50Alp Cyg	1.2460	10500.	81	47349	No
142	GOM_NL__2PRFIN20110321_093355_000000413100_00352_47349_0367.N1	21-MAR-2011 09:33:55	Bright	40.500	66	37Gam Cyg	2.2080	5900.0	81	47349	No
143	GOM_NL__2PRFIN20110321_093543_000000383100_00352_47349_0368.N1	21-MAR-2011 09:35:43	Bright	38.000	92	53Eps Cyg	2.5000	4500.0	76	47349	No
144	GOM_NL__2PRFIN20110321_094429_000000623100_00352_47349_0369.N1	21-MAR-2011 09:44:29	Tw_i_and_stray	61.500	11	53Alp Aql	0.76500	8000.0	123	47349	No
145	GOM_NL__2PRFIN20110321_095510_000000503100_00352_47349_0370.N1	21-MAR-2011 09:55:10	Dark	50.000	155	41Pi Sgr	2.9000	6600.0	100	47349	No
146	GOM_NL__2PRFIN20110321_095716_000000523100_00352_47349_0371.N1	21-MAR-2011 09:57:16	Dark	52.000	57	34Sig Sgr	2.0660	26000.	104	47349	No
147	GOM_NL__2PRFIN20110321_095857_000000583100_00352_47349_0372.N1	21-MAR-2011 09:58:57	Dark	57.500	137	22Lam Sgr	2.8240	4400.0	115	47349	No
148	GOM_NL__2PRFIN20110321_100049_000000503100_00352_47349_0373.N1	21-MAR-2011 10:00:49	Dark	49.500	38	20Eps Sgr	1.8360	11000.	99	47349	No
149	GOM_NL__2PRFIN20110321_100623_000000433100_00353_47350_0365.N1	21-MAR-2011 10:06:23	Dark	43.000	141	Bet Ara	2.8400	4600.0	86	47350	No
150	GOM_NL__2PRFIN20110321_100953_000000413100_00353_47350_0366.N1	21-MAR-2011 10:09:53	Dark	41.000	134	Bet TrA	2.8100	6600.0	82	47350	No
151	GOM_NL__2PRFIN20110321_101236_000000463100_00353_47350_0367.N1	21-MAR-2011 10:12:36	Dark	46.000	4	Alp1Cen	-0.010000	5800.0	92	47350	No
152	GOM_NL__2PRFIN20110321_101452_000000483100_00353_47350_0368.N1	21-MAR-2011 10:14:52	Dark	47.500	78	Alp Lup	2.3040	28000.	95	47350	No
153	GOM_NL__2PRFIN20110321_101623_000000513100_00353_47350_0369.N1	21-MAR-2011 10:16:23	Straylight	50.500	81	Eta Cen	2.3560	28000.	101	47350	No
154	GOM_NL__2PRFIN20110321_101835_000000433100_00353_47350_0370.N1	21-MAR-2011 10:18:35	Straylight	43.000	64	Gam Cen	2.2000	10600.	86	47350	No
155	GOM_NL__2PRFIN20110321_102056_000000473100_00353_47350_0371.N1	21-MAR-2011 10:20:56	Straylight	47.000	123	lot Cen	2.7500	10200.	94	47350	No
156	GOM_NL__2PRFIN20110321_102540_000000443100_00353_47350_0372.N1	21-MAR-2011 10:25:40	Straylight	44.000	169	46Gam Hya	2.9910	4700.0	88	47350	No
157	GOM_NL__2PRFIN20110321_102654_000000503100_00353_47350_0373.N1	21-MAR-2011 10:26:54	Straylight	49.500	171	2Eps Crv	3.0010	4250.0	99	47350	No
158	GOM_NL__2PRFIN20110321_102829_000000483100_00353_47350_0374.N1	21-MAR-2011 10:28:29	Tw_i_and_stray	48.000	100	4Gam Crv	2.5800	13100.	96	47350	No
159	GOM_NL__2PRFIN20110321_103857_000000433100_00353_47350_0375.N1	21-MAR-2011 10:38:57	Bright	43.000	62	94Bet Leo	2.1360	9700.0	86	47350	No
160	GOM_NL__2PRFIN20110321_104715_000000563100_00353_47350_0376.N1	21-MAR-2011 10:47:15	Bright	56.000	174	52Psi UMa	3.0040	4400.0	112	47350	No

161	GOM_NL__2PRFIN20110321_105030_000000383100_00353_47350_0377.N1	21-MAR-2011 10:50:30	Bright	37.500	82	48Bet UMa	2.3650	10600.	75	47350	No
162	GOM_NL__2PRFIN20110321_105200_000000383100_00353_47350_0378.N1	21-MAR-2011 10:52:00	Bright	38.000	36	50Alp UMa	1.8000	6300.0	76	47350	No
163	GOM_NL__2PRFIN20110321_105359_000000493100_00353_47350_0379.N1	21-MAR-2011 10:53:59	Bright	48.500	55	79Zet UMa	2.0600	10200.	97	47350	No
164	GOM_NL__2PRFIN20110321_105851_000000423100_00353_47350_0380.N1	21-MAR-2011 10:58:51	Bright	41.500	60	7Bet UMi	2.0810	3950.0	83	47350	No
165	GOM_NL__2PRFIN20110321_110231_000000483100_00353_47350_0381.N1	21-MAR-2011 11:02:31	Bright	47.500	119	14Eta Dra	2.7270	4700.0	95	47350	No
166	GOM_NL__2PRFIN20110321_111234_000000403100_00353_47350_0382.N1	21-MAR-2011 11:12:34	Bright	39.500	19	50Alp Cyg	1.2460	10500.	79	47350	No
167	GOM_NL__2PRFIN20110321_111409_000000413100_00353_47350_0383.N1	21-MAR-2011 11:14:09	Bright	40.500	66	37Gam Cyg	2.2080	5900.0	81	47350	No
168	GOM_NL__2PRFIN20110321_111557_000000383100_00353_47350_0384.N1	21-MAR-2011 11:15:57	Bright	38.000	92	53Eps Cyg	2.5000	4500.0	76	47350	No
169	GOM_NL__2PRFIN20110321_112443_000000553100_00353_47350_0385.N1	21-MAR-2011 11:24:43	Twilight	54.500	11	53Alp Aql	0.76500	8000.0	109	47350	No
170	GOM_NL__2PRFIN20110321_113525_000000483100_00353_47350_0386.N1	21-MAR-2011 11:35:25	Dark	47.500	155	41Pi Sgr	2.9000	6600.0	95	47350	No
171	GOM_NL__2PRFIN20110321_113731_000000503100_00353_47350_0387.N1	21-MAR-2011 11:37:31	Dark	50.000	57	34Sig Sgr	2.0660	26000.	100	47350	No
172	GOM_NL__2PRFIN20110321_113912_000000573100_00353_47350_0388.N1	21-MAR-2011 11:39:12	Dark	57.000	137	22Lam Sgr	2.8240	4400.0	114	47350	No
173	GOM_NL__2PRFIN20110321_114104_000000553100_00353_47350_0389.N1	21-MAR-2011 11:41:04	Dark	54.500	38	20Eps Sgr	1.8360	11000.	109	47350	No
174	GOM_NL__2PRFIN20110321_114638_000000483100_00354_47351_0452.N1	21-MAR-2011 11:46:38	Dark	48.000	141	Bet Ara	2.8400	4600.0	96	47351	No
175	GOM_NL__2PRFIN20110321_115008_000000403100_00354_47351_0453.N1	21-MAR-2011 11:50:08	Dark	40.000	134	Bet TrA	2.8100	6600.0	80	47351	No
176	GOM_NL__2PRFIN20110321_115251_000000553100_00354_47351_0454.N1	21-MAR-2011 11:52:51	Dark	55.000	4	Alp1Cen	-0.010000	5800.0	110	47351	No
177	GOM_NL__2PRFIN20110321_115506_000000463100_00354_47351_0455.N1	21-MAR-2011 11:55:06	Dark	45.500	78	Alp Lup	2.3040	28000.	91	47351	No
178	GOM_NL__2PRFIN20110321_115638_000000503100_00354_47351_0456.N1	21-MAR-2011 11:56:38	Straylight	50.000	81	Eta Cen	2.3560	28000.	100	47351	No
179	GOM_NL__2PRFIN20110321_115850_000000443100_00354_47351_0457.N1	21-MAR-2011 11:58:50	Straylight	43.500	64	Gam Cen	2.2000	10600.	87	47351	No
180	GOM_NL__2PRFIN20110321_120110_000000473100_00354_47351_0458.N1	21-MAR-2011 12:01:10	Straylight	46.500	123	lot Cen	2.7500	10200.	93	47351	No
181	GOM_NL__2PRFIN20110321_120554_000000443100_00354_47351_0459.N1	21-MAR-2011 12:05:54	Straylight	44.000	169	46Gam Hya	2.9910	4700.0	88	47351	No
182	GOM_NL__2PRFIN20110321_120708_000000513100_00354_47351_0460.N1	21-MAR-2011 12:07:08	Straylight	50.500	171	2Eps Crv	3.0010	4250.0	101	47351	No
183	GOM_NL__2PRFIN20110321_120843_000000443100_00354_47351_0461.N1	21-MAR-2011 12:08:43	Twilight	43.500	100	4Gam Crv	2.5800	13100.	87	47351	No
184	GOM_NL__2PRFIN20110321_121911_000000443100_00354_47351_0462.N1	21-MAR-2011 12:19:11	Bright	43.500	62	94Bet Leo	2.1360	9700.0	87	47351	No
185	GOM_NL__2PRFIN20110321_122728_000000403100_00354_47351_0463.N1	21-MAR-2011 12:27:28	Bright	40.000	174	52Psi UMa	3.0040	4400.0	80	47351	No
186	GOM_NL__2PRFIN20110321_123044_000000393100_00354_47351_0464.N1	21-MAR-2011 12:30:44	Bright	39.000	82	48Bet UMa	2.3650	10600.	78	47351	No
187	GOM_NL__2PRFIN20110321_123214_000000373100_00354_47351_0465.N1	21-MAR-2011 12:32:14	Bright	36.500	36	50Alp UMa	1.8000	6300.0	73	47351	No
188	GOM_NL__2PRFIN20110321_123412_000000693100_00354_47351_0466.N1	21-MAR-2011 12:34:12	Bright	69.000	55	79Zet UMa	2.0600	10200.	138	47351	No
189	GOM_NL__2PRFIN20110321_123905_000000403100_00354_47351_0467.N1	21-MAR-2011 12:39:05	Bright	40.000	60	7Bet UMi	2.0810	3950.0	80	47351	No
190	GOM_NL__2PRFIN20110321_124245_000000473100_00354_47351_0468.N1	21-MAR-2011 12:42:45	Bright	47.000	119	14Eta Dra	2.7270	4700.0	94	47351	No
191	GOM_NL__2PRFIN20110321_125248_000000393100_00354_47351_0469.N1	21-MAR-2011 12:52:48	Bright	39.000	19	50Alp Cyg	1.2460	10500.	78	47351	No
192	GOM_NL__2PRFIN20110321_125423_000000393100_00354_47351_0470.N1	21-MAR-2011 12:54:23	Bright	39.000	66	37Gam Cyg	2.2080	5900.0	78	47351	No
193	GOM_NL__2PRFIN20110321_125611_000000563100_00354_47351_0471.N1	21-MAR-2011 12:56:11	Bright	56.000	92	53Eps Cyg	2.5000	4500.0	112	47351	No
194	GOM_NL__2PRFIN20110321_130458_000000543100_00354_47351_0472.N1	21-MAR-2011 13:04:58	Twilight	53.500	11	53Alp Aql	0.76500	8000.0	107	47351	No
195	GOM_NL__2PRFIN20110321_131540_000000523100_00354_47351_0473.N1	21-MAR-2011 13:15:40	Dark	51.500	155	41Pi Sgr	2.9000	6600.0	103	47351	No
196	GOM_NL__2PRFIN20110321_131746_000000563100_00354_47351_0474.N1	21-MAR-2011 13:17:46	Dark	55.500	57	34Sig Sgr	2.0660	26000.	111	47351	No
197	GOM_NL__2PRFIN20110321_131927_000000633100_00354_47351_0475.N1	21-MAR-2011 13:19:27	Dark	63.000	137	22Lam Sgr	2.8240	4400.0	126	47351	No
198	GOM_NL__2PRFIN20110321_132119_000000503100_00354_47351_0476.N1	21-MAR-2011 13:21:19	Dark	49.500	38	20Eps Sgr	1.8360	11000.	99	47351	No
199	GOM_NL__2PRFIN20110321_132653_000000433100_00355_47352_0466.N1	21-MAR-2011 13:26:53	Dark	43.000	141	Bet Ara	2.8400	4600.0	86	47352	No
200	GOM_NL__2PRFIN20110321_133023_000000393100_00355_47352_0467.N1	21-MAR-2011 13:30:23	Dark	39.000	134	Bet TrA	2.8100	6600.0	78	47352	No
201	GOM_NL__2PRFIN20110321_133305_000000433100_00355_47352_0468.N1	21-MAR-2011 13:33:05	Dark	43.000	4	Alp1Cen	-0.010000	5800.0	86	47352	No
202	GOM_NL__2PRFIN20110321_133521_000000473100_00355_47352_0469.N1	21-MAR-2011 13:35:21	Dark	46.500	78	Alp Lup	2.3040	28000.	93	47352	No
203	GOM_NL__2PRFIN20110321_133653_000000493100_00355_47352_0470.N1	21-MAR-2011 13:36:53	Straylight	49.000	81	Eta Cen	2.3560	28000.	98	47352	No
204	GOM_NL__2PRFIN20110321_133904_000000413100_00355_47352_0471.N1	21-MAR-2011 13:39:04	Straylight	40.500	64	Gam Cen	2.2000	10600.	81	47352	No
205	GOM_NL__2PRFIN20110321_134125_000000513100_00355_47352_0472.N1	21-MAR-2011 13:41:25	Straylight	50.500	123	lot Cen	2.7500	10200.	101	47352	No
206	GOM_NL__2PRFIN20110321_134647_000000483100_00355_47352_0473.N1	21-MAR-2011 13:46:47	Straylight	48.000	106	9Bet Crv	2.6480	5600.0	96	47352	No
207	GOM_NL__2PRFIN20110321_134857_000000493100_00355_47352_0474.N1	21-MAR-2011 13:48:57	Twilight	48.500	100	4Gam Crv	2.5800	13100.	97	47352	No
208	GOM_NL__2PRFIN20110321_135925_000000433100_00355_47352_0475.N1	21-MAR-2011 13:59:25	Bright	42.500	62	94Bet Leo	2.1360	9700.0	85	47352	No
209	GOM_NL__2PRFIN20110321_140742_000000403100_00355_47352_0476.N1	21-MAR-2011 14:07:42	Bright	39.500	174	52Psi UMa	3.0040	4400.0	79	47352	No
210	GOM_NL__2PRFIN20110321_141057_000000373100_00355_47352_0477.N1	21-MAR-2011 14:10:57	Bright	37.000	82	48Bet UMa	2.3650	10600.	74	47352	No
211	GOM_NL__2PRFIN20110321_141228_000000383100_00355_47352_0478.N1	21-MAR-2011 14:12:28	Bright	37.500	36	50Alp UMa	1.8000	6300.0	75	47352	No
212	GOM_NL__2PRFIN20110321_141426_000000453100_00355_47352_0479.N1	21-MAR-2011 14:14:26	Bright	45.000	55	79Zet UMa	2.0600	10200.	90	47352	No
213	GOM_NL__2PRFIN20110321_141918_000000373100_00355_47352_0480.N1	21-MAR-2011 14:19:18	Bright	36.500	60	7Bet UMi	2.0810	3950.0	73	47352	No
214	GOM_NL__2PRFIN20110321_142258_000000493100_00355_47352_0481.N1	21-MAR-2011 14:22:58	Bright	48.500	119	14Eta Dra	2.7270	4700.0	97	47352	No
215	GOM_NL__2PRFIN20110321_143303_000000373100_00355_47352_0482.N1	21-MAR-2011 14:33:03	Bright	37.000	19	50Alp Cyg	1.2460	10500.	74	47352	No
216	GOM_NL__2PRFIN20110321_143437_000000583100_00355_47352_0483.N1	21-MAR-2011 14:34:37	Bright	57.500	66	37Gam Cyg	2.2080	5900.0	115	47352	No
217	GOM_NL__2PRFIN20110321_143626_000000373100_00355_47352_0484.N1	21-MAR-2011 14:36:26	Bright	37.000	92	53Eps Cyg	2.5000	4500.0	74	47352	No
218	GOM_NL__2PRFIN20110321_144512_000000603100_00355_47352_0485.N1	21-MAR-2011 14:45:12	Twilight	60.000	11	53Alp Aql	0.76500	8000.0	120	47352	No
219	GOM_NL__2PRFIN20110321_145555_000000553100_00355_47352_0486.N1	21-MAR-2011 14:55:55	Dark	55.000	155	41Pi Sgr	2.9000	6600.0	110	47352	No

220	GOM_NL__2PRFIN20110321_145801_000000483100_00355_47352_0487.N1	21-MAR-2011 14:58:01	Dark	48.000	57	34Sig Sgr	2.0660	26000.	96	47352	No
221	GOM_NL__2PRFIN20110321_145943_000000563100_00355_47352_0488.N1	21-MAR-2011 14:59:43	Dark	55.500	137	22Lam Sgr	2.8240	4400.0	111	47352	No
222	GOM_NL__2PRFIN20110321_150134_000000503100_00355_47352_0489.N1	21-MAR-2011 15:01:34	Dark	49.500	38	20Eps Sgr	1.8360	11000.	99	47352	No
223	GOM_NL__2PRFIN20110321_150707_000000453100_00356_47353_0498.N1	21-MAR-2011 15:07:07	Dark	44.500	141	Bet Ara	2.8400	4600.0	89	47353	No
224	GOM_NL__2PRFIN20110321_151037_000000413100_00356_47353_0499.N1	21-MAR-2011 15:10:37	Dark	41.000	134	Bet TrA	2.8100	6600.0	82	47353	No
225	GOM_NL__2PRFIN20110321_151320_000000473100_00356_47353_0500.N1	21-MAR-2011 15:13:20	Dark	47.000	4	Alp1Cen	-0.010000	5800.0	94	47353	No
226	GOM_NL__2PRFIN20110321_151536_000000463100_00356_47353_0501.N1	21-MAR-2011 15:15:36	Dark	46.000	78	Alp Lup	2.3040	28000.	92	47353	No
227	GOM_NL__2PRFIN20110321_151707_000000493100_00356_47353_0502.N1	21-MAR-2011 15:17:07	Straylight	48.500	81	Eta Cen	2.3560	28000.	97	47353	No
228	GOM_NL__2PRFIN20110321_151918_000000413100_00356_47353_0503.N1	21-MAR-2011 15:19:18	Straylight	40.500	64	Gam Cen	2.2000	10600.	81	47353	No
229	GOM_NL__2PRFIN20110321_152139_000000493100_00356_47353_0504.N1	21-MAR-2011 15:21:39	Straylight	49.000	123	lot Cen	2.7500	10200.	98	47353	No
230	GOM_NL__2PRFIN20110321_152702_000000533100_00356_47353_0505.N1	21-MAR-2011 15:27:02	Straylight	53.000	106	9Bet Crv	2.6480	5600.0	106	47353	No
231	GOM_NL__2PRFIN20110321_152911_000000463100_00356_47353_0506.N1	21-MAR-2011 15:29:11	Tw_i_and_stray	46.000	100	4Gam Crv	2.5800	13100.	92	47353	No
232	GOM_NL__2PRFIN20110321_153938_000000433100_00356_47353_0507.N1	21-MAR-2011 15:39:38	Bright	43.000	62	94Bet Leo	2.1360	9700.0	86	47353	No
233	GOM_NL__2PRFIN20110321_154756_000000393100_00356_47353_0508.N1	21-MAR-2011 15:47:56	Bright	38.500	174	52Psi UMa	3.0040	4400.0	77	47353	No
234	GOM_NL__2PRFIN20110321_155111_000000373100_00356_47353_0509.N1	21-MAR-2011 15:51:11	Bright	36.500	82	48Bet UMa	2.3650	10600.	73	47353	No
235	GOM_NL__2PRFIN20110321_155242_000000393100_00356_47353_0510.N1	21-MAR-2011 15:52:42	Bright	38.500	36	50Alp UMa	1.8000	6300.0	77	47353	No
236	GOM_NL__2PRFIN20110321_155439_000000473100_00356_47353_0511.N1	21-MAR-2011 15:54:39	Bright	46.500	55	79Zet UMa	2.0600	10200.	93	47353	No
237	GOM_NL__2PRFIN20110321_155932_000000423100_00356_47353_0512.N1	21-MAR-2011 15:59:32	Bright	41.500	60	7Bet UMi	2.0810	3950.0	83	47353	No
238	GOM_NL__2PRFIN20110321_160312_000000483100_00356_47353_0513.N1	21-MAR-2011 16:03:12	Bright	48.000	119	14Eta Dra	2.7270	4700.0	96	47353	No
239	GOM_NL__2PRFIN20110321_161317_000000363100_00356_47353_0514.N1	21-MAR-2011 16:13:17	Bright	36.000	19	50Alp Cyg	1.2460	10500.	72	47353	No
240	GOM_NL__2PRFIN20110321_161451_000000383100_00356_47353_0515.N1	21-MAR-2011 16:14:51	Bright	38.000	66	37Gam Cyg	2.2080	5900.0	76	47353	No
241	GOM_NL__2PRFIN20110321_161640_000000563100_00356_47353_0516.N1	21-MAR-2011 16:16:40	Bright	56.000	92	53Eps Cyg	2.5000	4500.0	112	47353	No
242	GOM_NL__2PRFIN20110321_162527_000000543100_00356_47353_0517.N1	21-MAR-2011 16:25:27	Tw_i_and_stray	54.000	11	53Alp Aql	0.76500	8000.0	108	47353	No
243	GOM_NL__2PRFIN20110321_163610_000000503100_00356_47353_0518.N1	21-MAR-2011 16:36:10	Dark	50.000	155	41Pi Sgr	2.9000	6600.0	100	47353	No
244	GOM_NL__2PRFIN20110321_163816_000000503100_00356_47353_0519.N1	21-MAR-2011 16:38:16	Dark	50.000	57	34Sig Sgr	2.0660	26000.	100	47353	No
245	GOM_NL__2PRFIN20110321_163958_000000553100_00356_47353_0520.N1	21-MAR-2011 16:39:58	Dark	54.500	137	22Lam Sgr	2.8240	4400.0	109	47353	No
246	GOM_NL__2PRFIN20110321_164149_000000513100_00356_47353_0521.N1	21-MAR-2011 16:41:49	Dark	51.000	38	20Eps Sgr	1.8360	11000.	102	47353	No
247	GOM_NL__2PRFIN20110321_164722_000000433100_00357_47354_0535.N1	21-MAR-2011 16:47:22	Dark	42.500	141	Bet Ara	2.8400	4600.0	85	47354	No
248	GOM_NL__2PRFIN20110321_165052_000000393100_00357_47354_0536.N1	21-MAR-2011 16:50:52	Dark	38.500	134	Bet TrA	2.8100	6600.0	77	47354	No
249	GOM_NL__2PRFIN20110321_165335_000000553100_00357_47354_0537.N1	21-MAR-2011 16:53:35	Dark	55.000	4	Alp1Cen	-0.010000	5800.0	110	47354	No
250	GOM_NL__2PRFIN20110321_165551_000000463100_00357_47354_0538.N1	21-MAR-2011 16:55:51	Dark	45.500	78	Alp Lup	2.3040	28000.	91	47354	No
251	GOM_NL__2PRFIN20110321_165722_000000523100_00357_47354_0539.N1	21-MAR-2011 16:57:22	Straylight	52.000	81	Eta Cen	2.3560	28000.	104	47354	No
252	GOM_NL__2PRFIN20110321_165933_000000453100_00357_47354_0540.N1	21-MAR-2011 16:59:33	Straylight	45.000	64	Gam Cen	2.2000	10600.	90	47354	No
253	GOM_NL__2PRFIN20110321_170154_000000483100_00357_47354_0541.N1	21-MAR-2011 17:01:54	Straylight	48.000	123	lot Cen	2.7500	10200.	96	47354	No
254	GOM_NL__2PRFIN20110321_170716_000000503100_00357_47354_0542.N1	21-MAR-2011 17:07:16	Straylight	50.000	106	9Bet Crv	2.6480	5600.0	100	47354	No
255	GOM_NL__2PRFIN20110321_170925_000000493100_00357_47354_0543.N1	21-MAR-2011 17:09:25	Tw_i_and_stray	49.000	100	4Gam Crv	2.5800	13100.	98	47354	No
256	GOM_NL__2PRFIN20110321_171952_000000443100_00357_47354_0544.N1	21-MAR-2011 17:19:52	Bright	43.500	62	94Bet Leo	2.1360	9700.0	87	47354	No
257	GOM_NL__2PRFIN20110321_172810_000000383100_00357_47354_0545.N1	21-MAR-2011 17:28:10	Bright	37.500	174	52Psi UMa	3.0040	4400.0	75	47354	No
258	GOM_NL__2PRFIN20110321_173125_000000373100_00357_47354_0546.N1	21-MAR-2011 17:31:25	Bright	37.000	82	48Bet UMa	2.3650	10600.	74	47354	No
259	GOM_NL__2PRFIN20110321_173256_000000393100_00357_47354_0547.N1	21-MAR-2011 17:32:56	Bright	39.000	36	50Alp UMa	1.8000	6300.0	78	47354	No
260	GOM_NL__2PRFIN20110321_173452_000000643100_00357_47354_0548.N1	21-MAR-2011 17:34:52	Bright	64.000	55	79Zet UMa	2.0600	10200.	128	47354	No
261	GOM_NL__2PRFIN20110321_173946_000000463100_00357_47354_0549.N1	21-MAR-2011 17:39:46	Bright	46.000	60	7Bet UMi	2.0810	3950.0	92	47354	No
262	GOM_NL__2PRFIN20110321_174325_000000513100_00357_47354_0550.N1	21-MAR-2011 17:43:25	Bright	50.500	119	14Eta Dra	2.7270	4700.0	101	47354	No
263	GOM_NL__2PRFIN20110321_175331_000000383100_00357_47354_0551.N1	21-MAR-2011 17:53:31	Bright	38.000	19	50Alp Cyg	1.2460	10500.	76	47354	No
264	GOM_NL__2PRFIN20110321_175506_000000413100_00357_47354_0552.N1	21-MAR-2011 17:55:06	Bright	41.000	66	37Gam Cyg	2.2080	5900.0	82	47354	No
265	GOM_NL__2PRFIN20110321_175654_000000563100_00357_47354_0553.N1	21-MAR-2011 17:56:54	Bright	56.000	92	53Eps Cyg	2.5000	4500.0	112	47354	No
266	GOM_NL__2PRFIN20110321_180541_000000553100_00357_47354_0554.N1	21-MAR-2011 18:05:41	Tw_i_and_stray	55.000	11	53Alp Aql	0.76500	8000.0	110	47354	No
267	GOM_NL__2PRFIN20110321_181625_000000543100_00357_47354_0555.N1	21-MAR-2011 18:16:25	Dark	54.000	155	41Pi Sgr	2.9000	6600.0	108	47354	No
268	GOM_NL__2PRFIN20110321_181831_000000483100_00357_47354_0556.N1	21-MAR-2011 18:18:31	Dark	47.500	57	34Sig Sgr	2.0660	26000.	95	47354	No
269	GOM_NL__2PRFIN20110321_182013_000000543100_00357_47354_0557.N1	21-MAR-2011 18:20:13	Dark	53.500	137	22Lam Sgr	2.8240	4400.0	107	47354	No
270	GOM_NL__2PRFIN20110321_182204_000000493100_00357_47354_0558.N1	21-MAR-2011 18:22:04	Dark	48.500	38	20Eps Sgr	1.8360	11000.	97	47354	No
271	GOM_NL__2PRFIN20110321_182737_000000423100_00358_47355_0558.N1	21-MAR-2011 18:27:37	Dark	42.000	141	Bet Ara	2.8400	4600.0	84	47355	No
272	GOM_NL__2PRFIN20110321_183106_000000413100_00358_47355_0559.N1	21-MAR-2011 18:31:06	Dark	41.000	134	Bet TrA	2.8100	6600.0	82	47355	No
273	GOM_NL__2PRFIN20110321_183349_000000573100_00358_47355_0560.N1	21-MAR-2011 18:33:49	Dark	57.000	4	Alp1Cen	-0.010000	5800.0	114	47355	No
274	GOM_NL__2PRFIN20110321_183606_000000473100_00358_47355_0561.N1	21-MAR-2011 18:36:06	Dark	46.500	78	Alp Lup	2.3040	28000.	93	47355	No
275	GOM_NL__2PRFIN20110321_183737_000000503100_00358_47355_0562.N1	21-MAR-2011 18:37:37	Straylight	50.000	81	Eta Cen	2.3560	28000.	100	47355	No
276	GOM_NL__2PRFIN20110321_183947_000000443100_00358_47355_0563.N1	21-MAR-2011 18:39:47	Straylight	44.000	64	Gam Cen	2.2000	10600.	88	47355	No
277	GOM_NL__2PRFIN20110321_184208_000000503100_00358_47355_0564.N1	21-MAR-2011 18:42:08	Straylight	50.000	123	lot Cen	2.7500	10200.	100	47355	No
278	GOM_NL__2PRFIN20110321_184730_000000533100_00358_47355_0565.N1	21-MAR-2011 18:47:30	Straylight	53.000	106	9Bet Crv	2.6480	5600.0	106	47355	No

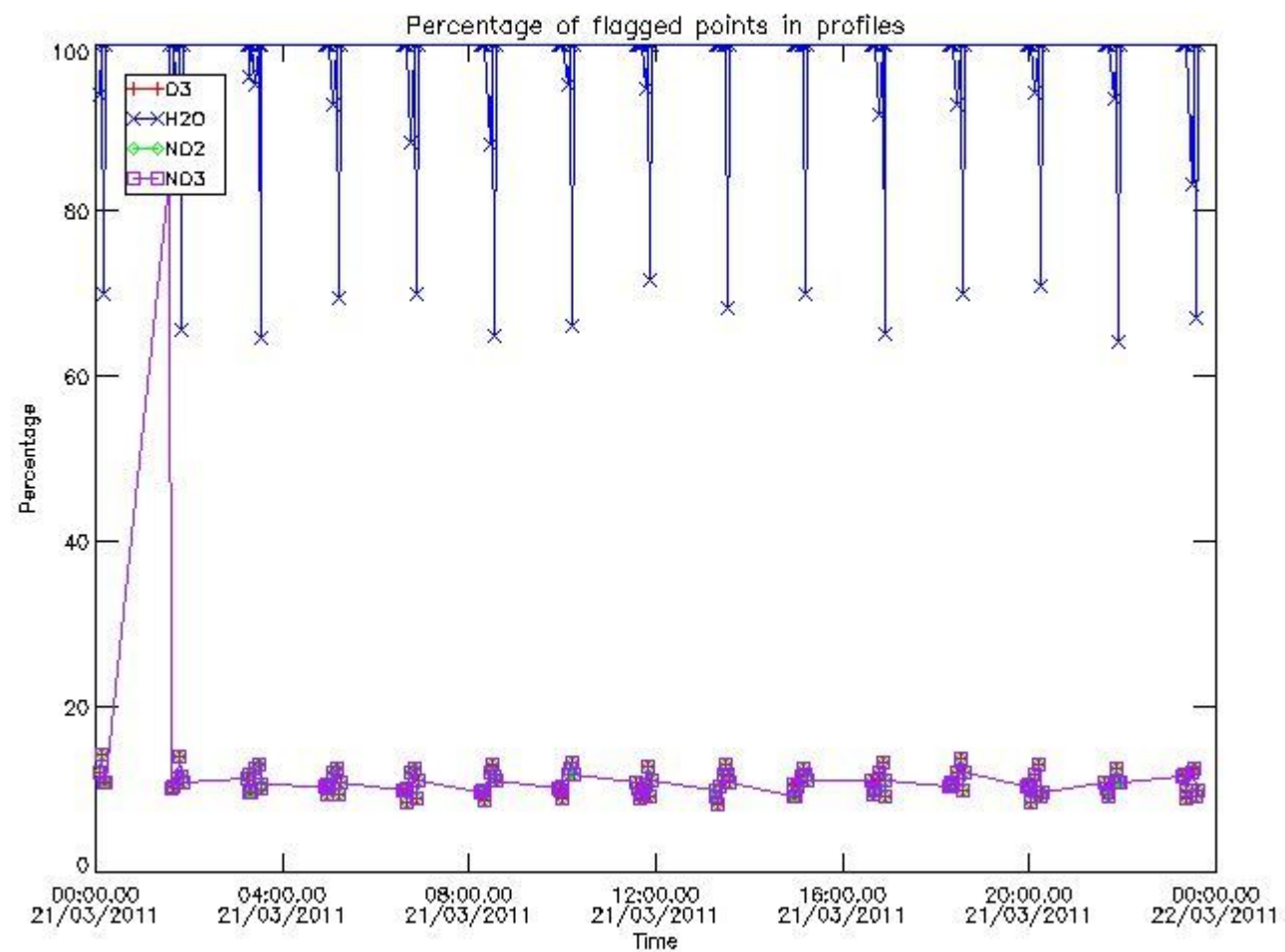
279	GOM_NL__2PRFIN20110321_184939_000000493100_00358_47355_0566.N1	21-MAR-2011 18:49:39	Twilight	48.500	100	4Gam Crv	2.5800	13100.	97	47355	No
280	GOM_NL__2PRFIN20110321_190006_000000433100_00358_47355_0567.N1	21-MAR-2011 19:00:06	Bright	43.000	62	94Bet Leo	2.1360	9700.0	86	47355	No
281	GOM_NL__2PRFIN20110321_190824_000000393100_00358_47355_0568.N1	21-MAR-2011 19:08:24	Bright	38.500	174	52Psi UMa	3.0040	4400.0	77	47355	No
282	GOM_NL__2PRFIN20110321_191139_000000553100_00358_47355_0569.N1	21-MAR-2011 19:11:39	Bright	55.000	82	48Bet UMa	2.3650	10600.	110	47355	No
283	GOM_NL__2PRFIN20110321_191310_000000403100_00358_47355_0570.N1	21-MAR-2011 19:13:10	Bright	39.500	36	50Alp UMa	1.8000	6300.0	79	47355	No
284	GOM_NL__2PRFIN20110321_191506_000000573100_00358_47355_0571.N1	21-MAR-2011 19:15:06	Bright	56.500	55	79Zet UMa	2.0600	10200.	113	47355	No
285	GOM_NL__2PRFIN20110321_191959_000000413100_00358_47355_0572.N1	21-MAR-2011 19:19:59	Bright	40.500	60	7Bet UMi	2.0810	3950.0	81	47355	No
286	GOM_NL__2PRFIN20110321_192338_000000493100_00358_47355_0573.N1	21-MAR-2011 19:23:38	Bright	48.500	119	14Eta Dra	2.7270	4700.0	97	47355	No
287	GOM_NL__2PRFIN20110321_193344_000000373100_00358_47355_0574.N1	21-MAR-2011 19:33:44	Bright	36.500	19	50Alp Cyg	1.2460	10500.	73	47355	No
288	GOM_NL__2PRFIN20110321_193520_000000393100_00358_47355_0575.N1	21-MAR-2011 19:35:20	Bright	38.500	66	37Gam Cyg	2.2080	5900.0	77	47355	No
289	GOM_NL__2PRFIN20110321_193708_000000373100_00358_47355_0576.N1	21-MAR-2011 19:37:08	Bright	36.500	92	53Eps Cyg	2.5000	4500.0	73	47355	No
290	GOM_NL__2PRFIN20110321_194556_000000573100_00358_47355_0577.N1	21-MAR-2011 19:45:56	Twilight	57.000	11	53Alp Aql	0.76500	8000.0	114	47355	No
291	GOM_NL__2PRFIN20110321_195640_000000503100_00358_47355_0578.N1	21-MAR-2011 19:56:40	Dark	49.500	155	41Pi Sgr	2.9000	6600.0	99	47355	No
292	GOM_NL__2PRFIN20110321_195846_000000493100_00358_47355_0579.N1	21-MAR-2011 19:58:46	Dark	48.500	57	34Sig Sgr	2.0660	26000.	97	47355	No
293	GOM_NL__2PRFIN20110321_200029_000000673100_00358_47355_0580.N1	21-MAR-2011 20:00:29	Dark	67.000	137	22Lam Sgr	2.8240	4400.0	134	47355	No
294	GOM_NL__2PRFIN20110321_200219_000000513100_00358_47355_0581.N1	21-MAR-2011 20:02:19	Dark	50.500	38	20Eps Sgr	1.8360	11000.	101	47355	No
295	GOM_NL__2PRFIN20110321_200752_000000443100_00359_47356_0608.N1	21-MAR-2011 20:07:52	Dark	43.500	141	Bet Ara	2.8400	4600.0	87	47356	No
296	GOM_NL__2PRFIN20110321_201121_000000393100_00359_47356_0609.N1	21-MAR-2011 20:11:21	Dark	39.000	134	Bet TrA	2.8100	6600.0	78	47356	No
297	GOM_NL__2PRFIN20110321_201404_000000563100_00359_47356_0610.N1	21-MAR-2011 20:14:04	Dark	55.500	4	Alp1Cen	-0.010000	5800.0	111	47356	No
298	GOM_NL__2PRFIN20110321_201620_000000543100_00359_47356_0611.N1	21-MAR-2011 20:16:20	Dark	53.500	78	Alp Lup	2.3040	28000.	107	47356	No
299	GOM_NL__2PRFIN20110321_201752_000000553100_00359_47356_0612.N1	21-MAR-2011 20:17:52	Straylight	55.000	81	Eta Cen	2.3560	28000.	110	47356	No
300	GOM_NL__2PRFIN20110321_202002_000000443100_00359_47356_0613.N1	21-MAR-2011 20:20:02	Straylight	44.000	64	Gam Cen	2.2000	10600.	88	47356	No
301	GOM_NL__2PRFIN20110321_202223_000000493100_00359_47356_0614.N1	21-MAR-2011 20:22:23	Straylight	48.500	123	lot Cen	2.7500	10200.	97	47356	No
302	GOM_NL__2PRFIN20110321_202745_000000523100_00359_47356_0615.N1	21-MAR-2011 20:27:45	Straylight	52.000	106	9Bet Crv	2.6480	5600.0	104	47356	No
303	GOM_NL__2PRFIN20110321_202954_000000483100_00359_47356_0616.N1	21-MAR-2011 20:29:54	Twilight	48.000	100	4Gam Crv	2.5800	13100.	96	47356	No
304	GOM_NL__2PRFIN20110321_204020_000000443100_00359_47356_0617.N1	21-MAR-2011 20:40:20	Bright	43.500	62	94Bet Leo	2.1360	9700.0	87	47356	No
305	GOM_NL__2PRFIN20110321_204838_000000383100_00359_47356_0618.N1	21-MAR-2011 20:48:38	Bright	38.000	174	52Psi UMa	3.0040	4400.0	76	47356	No
306	GOM_NL__2PRFIN20110321_205153_000000383100_00359_47356_0619.N1	21-MAR-2011 20:51:53	Bright	37.500	82	48Bet UMa	2.3650	10600.	75	47356	No
307	GOM_NL__2PRFIN20110321_205324_000000403100_00359_47356_0620.N1	21-MAR-2011 20:53:24	Bright	39.500	36	50Alp UMa	1.8000	6300.0	79	47356	No
308	GOM_NL__2PRFIN20110321_205519_000000463100_00359_47356_0621.N1	21-MAR-2011 20:55:19	Bright	45.500	55	79Zet UMa	2.0600	10200.	91	47356	No
309	GOM_NL__2PRFIN20110321_210013_000000423100_00359_47356_0622.N1	21-MAR-2011 21:00:13	Bright	42.000	60	7Bet UMi	2.0810	3950.0	84	47356	No
310	GOM_NL__2PRFIN20110321_210351_000000493100_00359_47356_0623.N1	21-MAR-2011 21:03:51	Bright	49.000	119	14Eta Dra	2.7270	4700.0	98	47356	No
311	GOM_NL__2PRFIN20110321_211359_000000453100_00359_47356_0624.N1	21-MAR-2011 21:13:59	Bright	45.000	19	50Alp Cyg	1.2460	10500.	90	47356	No
312	GOM_NL__2PRFIN20110321_211534_000000563100_00359_47356_0625.N1	21-MAR-2011 21:15:34	Bright	55.500	66	37Gam Cyg	2.2080	5900.0	111	47356	No
313	GOM_NL__2PRFIN20110321_211722_000000533100_00359_47356_0626.N1	21-MAR-2011 21:17:22	Bright	52.500	92	53Eps Cyg	2.5000	4500.0	105	47356	No
314	GOM_NL__2PRFIN20110321_212610_000000553100_00359_47356_0627.N1	21-MAR-2011 21:26:10	Twilight	55.000	11	53Alp Aql	0.76500	8000.0	110	47356	No
315	GOM_NL__2PRFIN20110321_213655_000000483100_00359_47356_0628.N1	21-MAR-2011 21:36:55	Dark	47.500	155	41Pi Sgr	2.9000	6600.0	95	47356	No
316	GOM_NL__2PRFIN20110321_213901_000000503100_00359_47356_0629.N1	21-MAR-2011 21:39:01	Dark	50.000	57	34Sig Sgr	2.0660	26000.	100	47356	No
317	GOM_NL__2PRFIN20110321_214044_000000563100_00359_47356_0630.N1	21-MAR-2011 21:40:44	Dark	56.000	137	22Lam Sgr	2.8240	4400.0	112	47356	No
318	GOM_NL__2PRFIN20110321_214235_000000543100_00359_47356_0631.N1	21-MAR-2011 21:42:35	Dark	53.500	38	20Eps Sgr	1.8360	11000.	107	47356	No
319	GOM_NL__2PRFIN20110321_214806_000000473100_00360_47357_0619.N1	21-MAR-2011 21:48:06	Dark	46.500	141	Bet Ara	2.8400	4600.0	93	47357	No
320	GOM_NL__2PRFIN20110321_215135_000000413100_00360_47357_0620.N1	21-MAR-2011 21:51:35	Dark	41.000	134	Bet TrA	2.8100	6600.0	82	47357	No
321	GOM_NL__2PRFIN20110321_215418_000000473100_00360_47357_0621.N1	21-MAR-2011 21:54:18	Dark	46.500	4	Alp1Cen	-0.010000	5800.0	93	47357	No
322	GOM_NL__2PRFIN20110321_215635_000000473100_00360_47357_0622.N1	21-MAR-2011 21:56:35	Dark	47.000	78	Alp Lup	2.3040	28000.	94	47357	No
323	GOM_NL__2PRFIN20110321_215807_000000503100_00360_47357_0623.N1	21-MAR-2011 21:58:07	Straylight	49.500	81	Eta Cen	2.3560	28000.	99	47357	No
324	GOM_NL__2PRFIN20110321_220016_000000433100_00360_47357_0624.N1	21-MAR-2011 22:00:16	Straylight	43.000	64	Gam Cen	2.2000	10600.	86	47357	No
325	GOM_NL__2PRFIN20110321_220237_000000493100_00360_47357_0625.N1	21-MAR-2011 22:02:37	Straylight	49.000	123	lot Cen	2.7500	10200.	98	47357	No
326	GOM_NL__2PRFIN20110321_220759_000000513100_00360_47357_0626.N1	21-MAR-2011 22:07:59	Straylight	50.500	106	9Bet Crv	2.6480	5600.0	101	47357	No
327	GOM_NL__2PRFIN20110321_221008_000000463100_00360_47357_0627.N1	21-MAR-2011 22:10:08	Twilight	45.500	100	4Gam Crv	2.5800	13100.	91	47357	No
328	GOM_NL__2PRFIN20110321_222033_000000503100_00360_47357_0628.N1	21-MAR-2011 22:20:33	Bright	50.000	62	94Bet Leo	2.1360	9700.0	100	47357	No
329	GOM_NL__2PRFIN20110321_222851_000000383100_00360_47357_0629.N1	21-MAR-2011 22:28:51	Bright	38.000	174	52Psi UMa	3.0040	4400.0	76	47357	No
330	GOM_NL__2PRFIN20110321_223207_000000373100_00360_47357_0630.N1	21-MAR-2011 22:32:07	Bright	37.000	82	48Bet UMa	2.3650	10600.	74	47357	No
331	GOM_NL__2PRFIN20110321_223337_000000383100_00360_47357_0631.N1	21-MAR-2011 22:33:37	Bright	37.500	36	50Alp UMa	1.8000	6300.0	75	47357	No
332	GOM_NL__2PRFIN20110321_223532_000000463100_00360_47357_0632.N1	21-MAR-2011 22:35:32	Bright	46.000	55	79Zet UMa	2.0600	10200.	92	47357	No
333	GOM_NL__2PRFIN20110321_224027_000000403100_00360_47357_0633.N1	21-MAR-2011 22:40:27	Bright	40.000	60	7Bet UMi	2.0810	3950.0	80	47357	No
334	GOM_NL__2PRFIN20110321_224405_000000493100_00360_47357_0634.N1	21-MAR-2011 22:44:05	Bright	48.500	119	14Eta Dra	2.7270	4700.0	97	47357	No
335	GOM_NL__2PRFIN20110321_225413_000000363100_00360_47357_0635.N1	21-MAR-2011 22:54:13	Bright	36.000	19	50Alp Cyg	1.2460	10500.	72	47357	No
336	GOM_NL__2PRFIN20110321_225548_000000413100_00360_47357_0636.N1	21-MAR-2011 22:55:48	Bright	41.000	66	37Gam Cyg	2.2080	5900.0	82	47357	No
337	GOM_NL__2PRFIN20110321_225736_000000563100_00360_47357_0637.N1	21-MAR-2011 22:57:36	Bright	56.000	92	53Eps Cyg	2.5000	4500.0	112	47357	No

338	GOM_NL__2PRFIN20110321_230625_000000583100_00360_47357_0638.N1	21-MAR-2011 23:06:25	Twilight_stray	58.000	11	53Alp Aql	0.76500	8000.0	116	47357	No
339	GOM_NL__2PRFIN20110321_231709_000000493100_00360_47357_0639.N1	21-MAR-2011 23:17:09	Dark	48.500	155	41Pi Sgr	2.9000	6600.0	97	47357	No
340	GOM_NL__2PRFIN20110321_231916_000000473100_00360_47357_0640.N1	21-MAR-2011 23:19:16	Dark	47.000	57	34Sig Sgr	2.0660	26000.	94	47357	No
341	GOM_NL__2PRFIN20110321_232059_000000573100_00360_47357_0641.N1	21-MAR-2011 23:20:59	Dark	56.500	137	22Lam Sgr	2.8240	4400.0	113	47357	No
342	GOM_NL__2PRFIN20110321_232250_000000513100_00360_47357_0642.N1	21-MAR-2011 23:22:50	Dark	51.000	38	20Eps Sgr	1.8360	11000.	102	47357	No
343	GOM_NL__2PRFIN20110321_232821_000000423100_00361_47358_0633.N1	21-MAR-2011 23:28:21	Dark	42.000	141	Bet Ara	2.8400	4600.0	84	47358	No
344	GOM_NL__2PRFIN20110321_233150_000000413100_00361_47358_0634.N1	21-MAR-2011 23:31:50	Dark	41.000	134	Bet TrA	2.8100	6600.0	82	47358	No
345	GOM_NL__2PRFIN20110321_233433_000000553100_00361_47358_0635.N1	21-MAR-2011 23:34:33	Dark	55.000	4	Alp1Cen	-0.010000	5800.0	110	47358	No
346	GOM_NL__2PRFIN20110321_233650_000000523100_00361_47358_0636.N1	21-MAR-2011 23:36:50	Dark	52.000	78	Alp Lup	2.3040	28000.	104	47358	No
347	GOM_NL__2PRFIN20110321_233821_000000533100_00361_47358_0637.N1	21-MAR-2011 23:38:21	Straylight	52.500	81	Eta Cen	2.3560	28000.	105	47358	No
348	GOM_NL__2PRFIN20110321_234031_000000453100_00361_47358_0638.N1	21-MAR-2011 23:40:31	Straylight	45.000	64	Gam Cen	2.2000	10600.	90	47358	No
349	GOM_NL__2PRFIN20110321_234252_000000493100_00361_47358_0639.N1	21-MAR-2011 23:42:52	Straylight	48.500	123	Iot Cen	2.7500	10200.	97	47358	No
350	GOM_NL__2PRFIN20110321_234813_000000533100_00361_47358_0640.N1	21-MAR-2011 23:48:13	Straylight	52.500	106	9Bet Crv	2.6480	5600.0	105	47358	No
351	GOM_NL__2PRFIN20110321_235022_000000483100_00361_47358_0641.N1	21-MAR-2011 23:50:22	Twilight_stray	48.000	100	4Gam Crv	2.5800	13100.	96	47358	No

3. Quality information per product

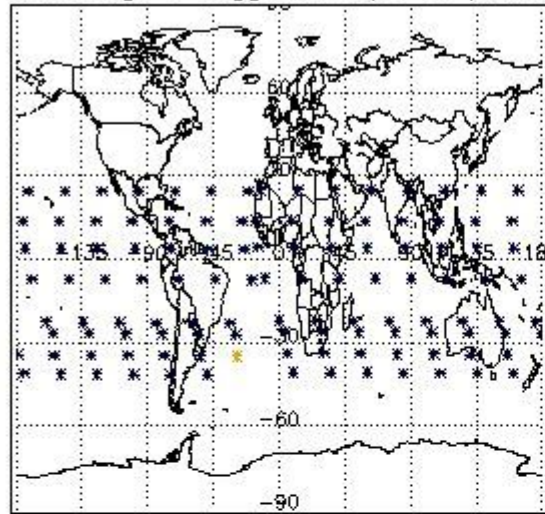
In this section it is plotted some information contained in the Quality Summary data set of the level 2 products. Only products in dark limb conditions and without errors (error flag in the MPH set to "0") are used.

3.1 Plot quality information per product (time dependant)

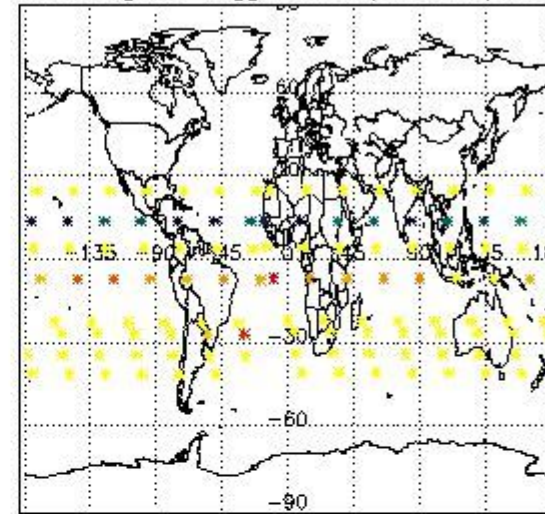


3.2 Plot quality information per product (world map)

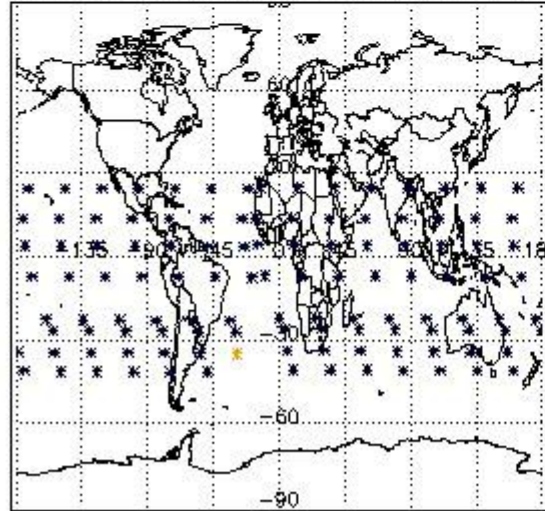
Percentage of flagged data per O3 profile



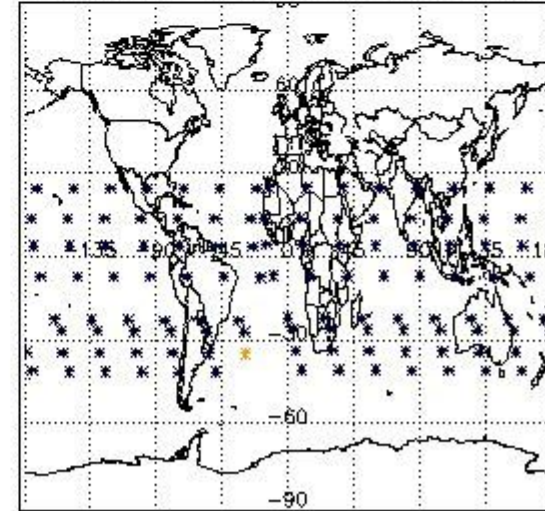
Percentage of flagged data per H2O profile



Percentage of flagged data per NO2 profile



Percentage of flagged data per NO3 profile

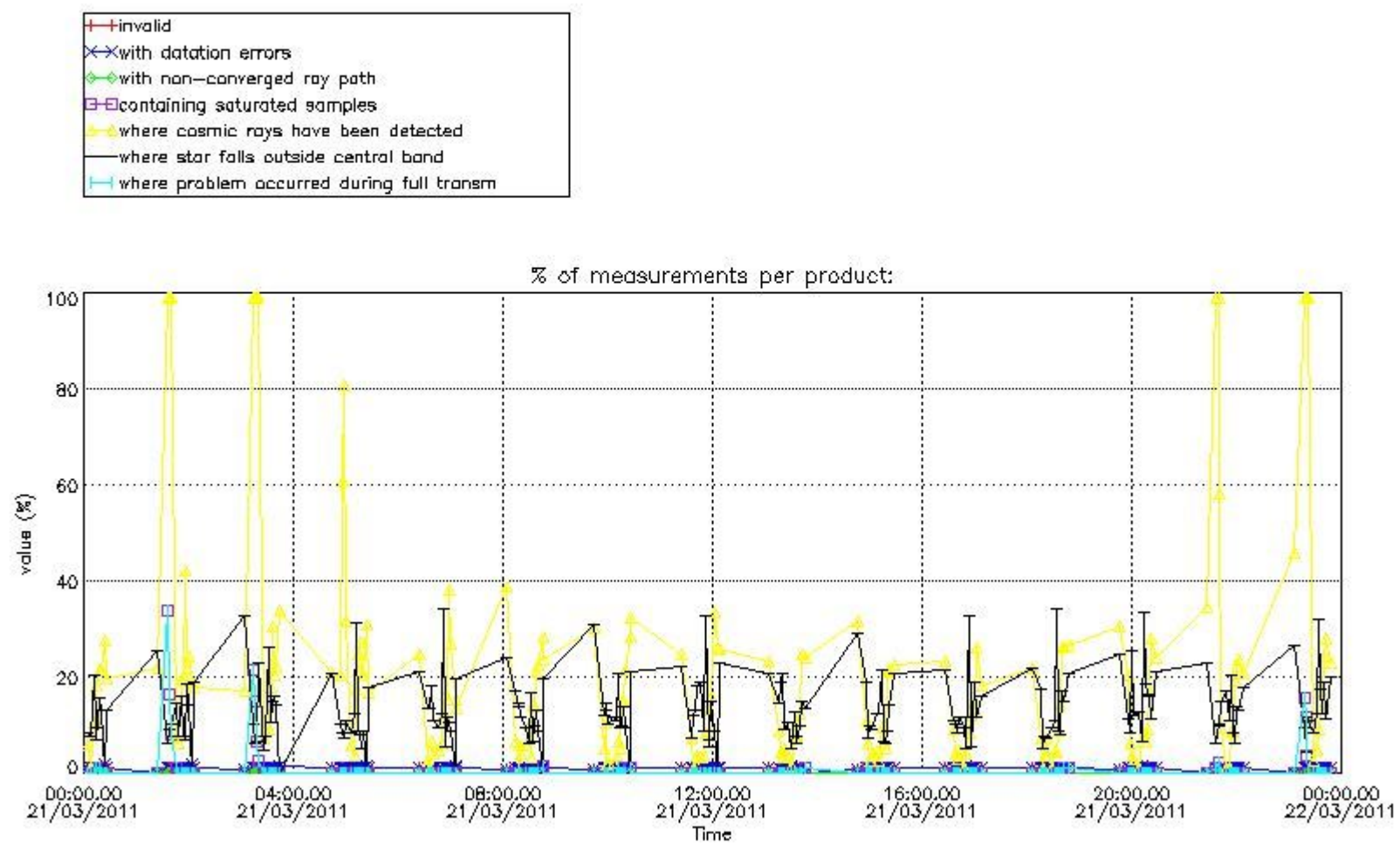


4. Level 1 quality information per product

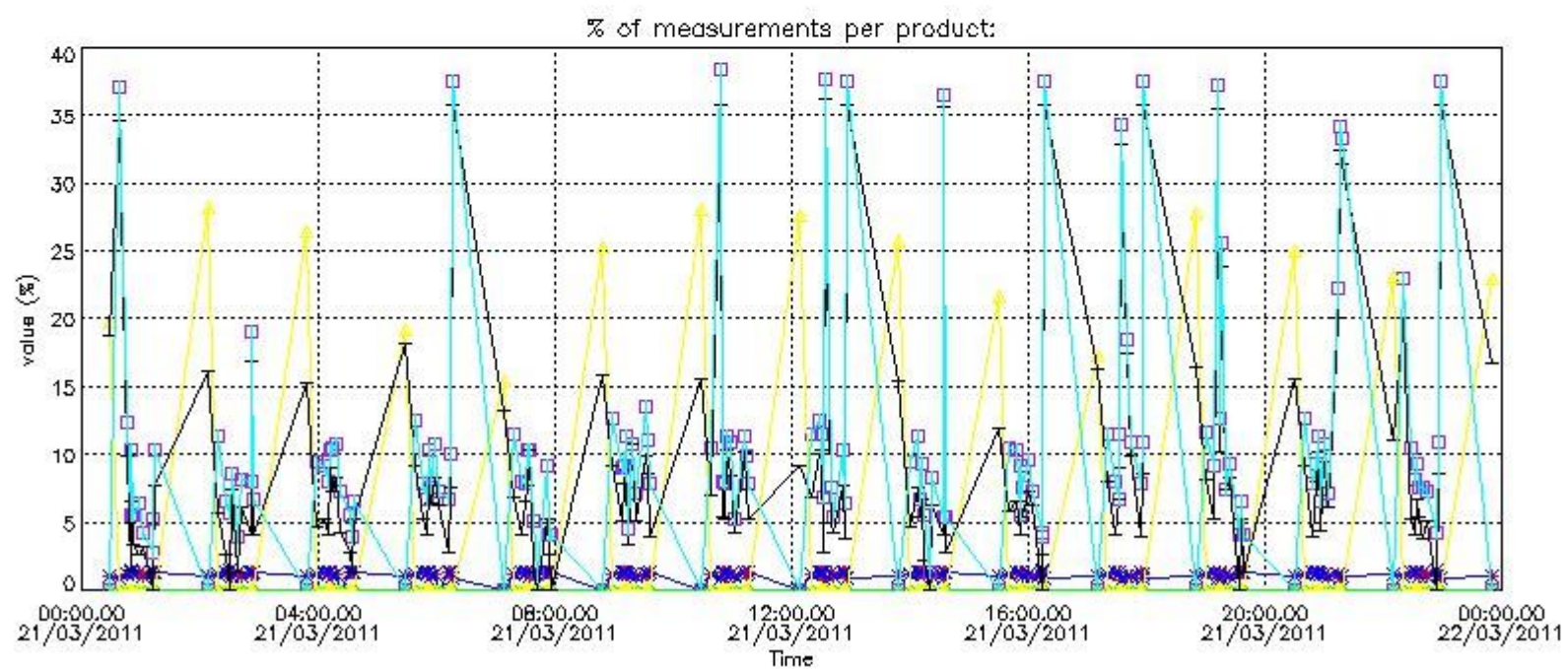
In this section it is plotted some information contained in the Quality Summary data set of the level 2 products that comes from the level 1b processing. Products without errors (error flag in the MPH set to "0") are used.

4.1 Plot quality information per product (time dependant) coming from level 1b processing

4.1.1 Plot level 1 quality information per product (time dependant): ENVISAT ASCENDING passes



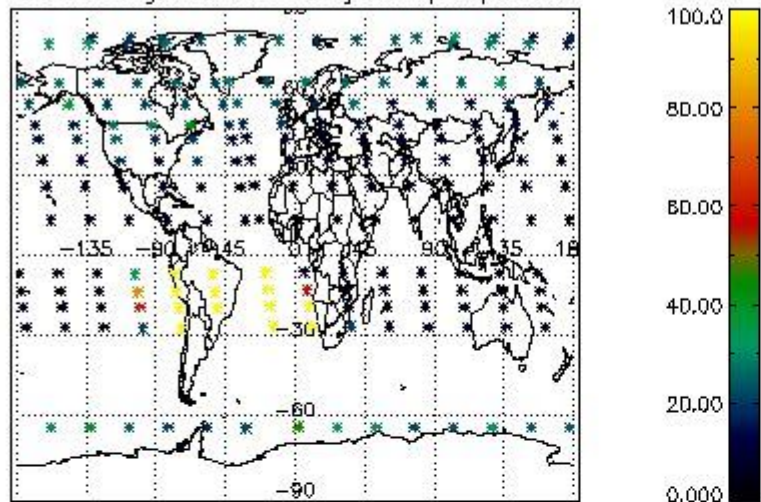
4.1.2 Plot level 1 quality information per product (time dependant): ENVI SAT DESCENDING passes



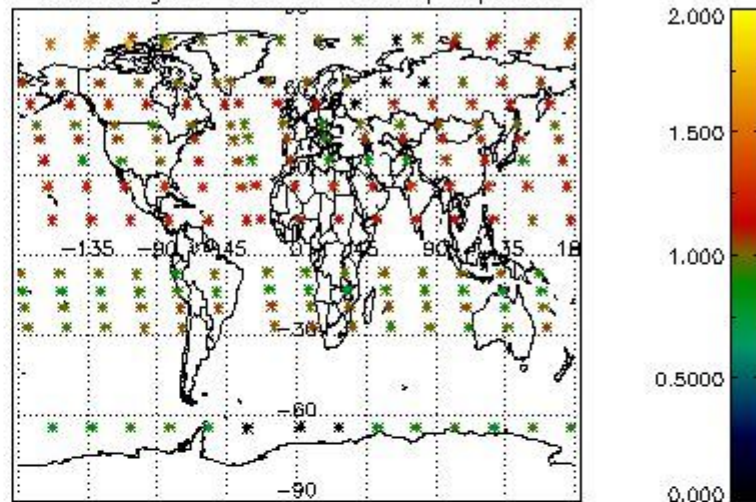
4.2 Plot quality information per product coming from level 1b processing (world map)

4.2.1 Plot level 1 quality information per product (world map): ENVISAT ASCENDING passes

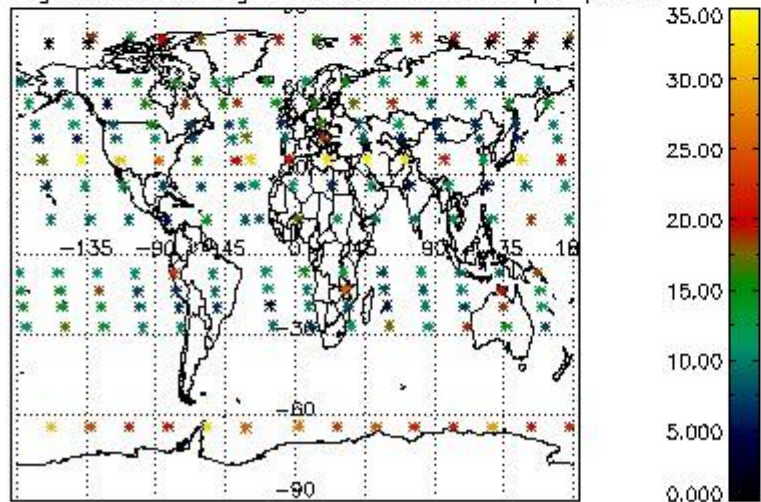
Percentage of cosmic ray hits per profile



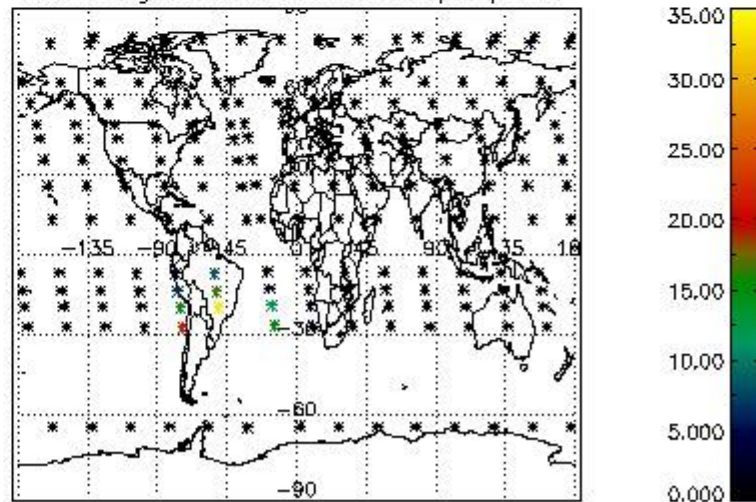
Percentage of datation errors per profile



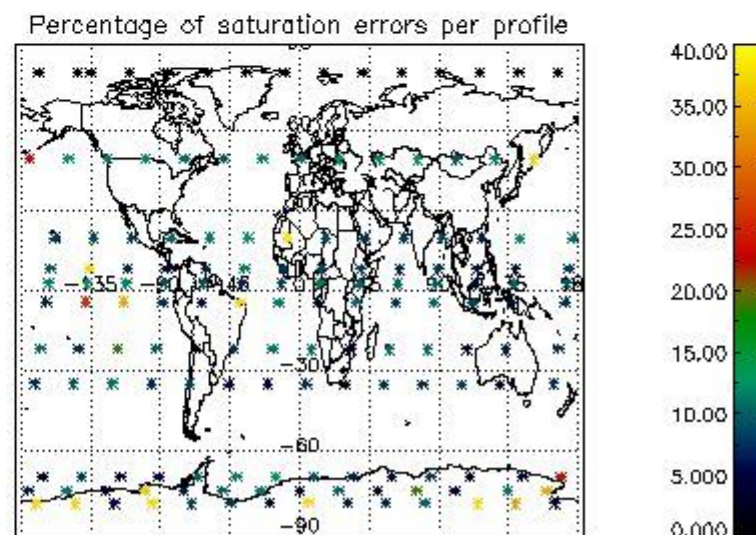
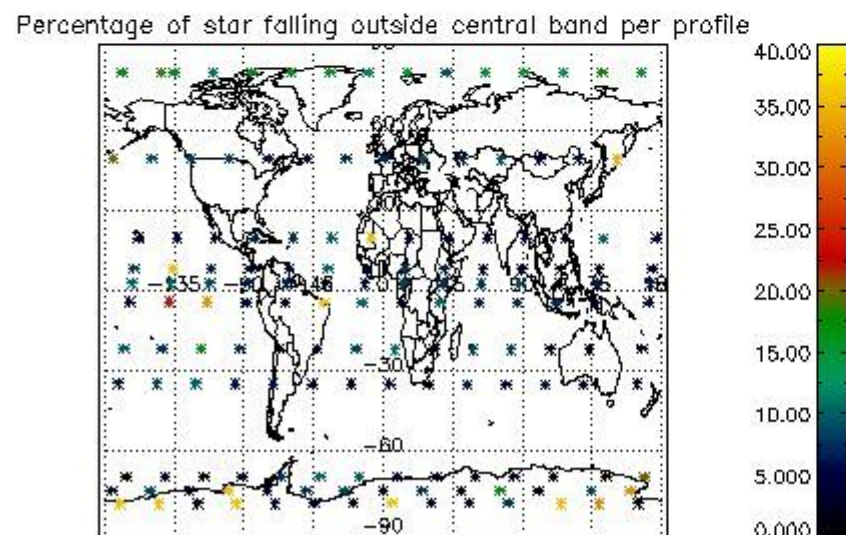
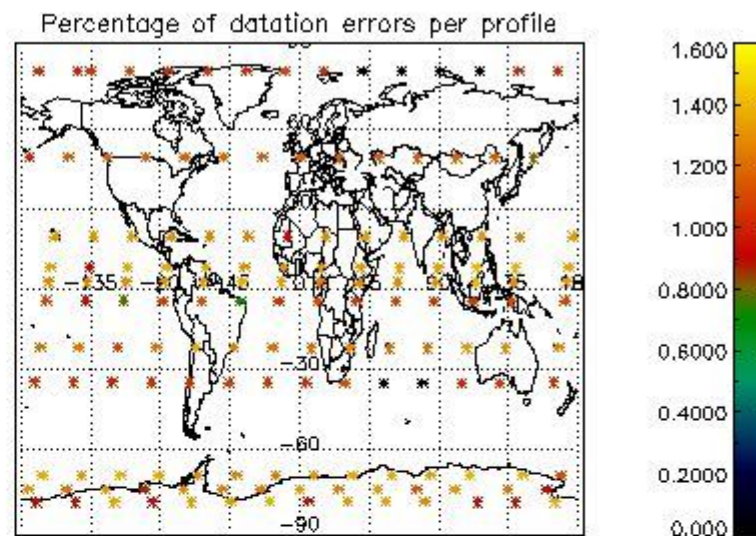
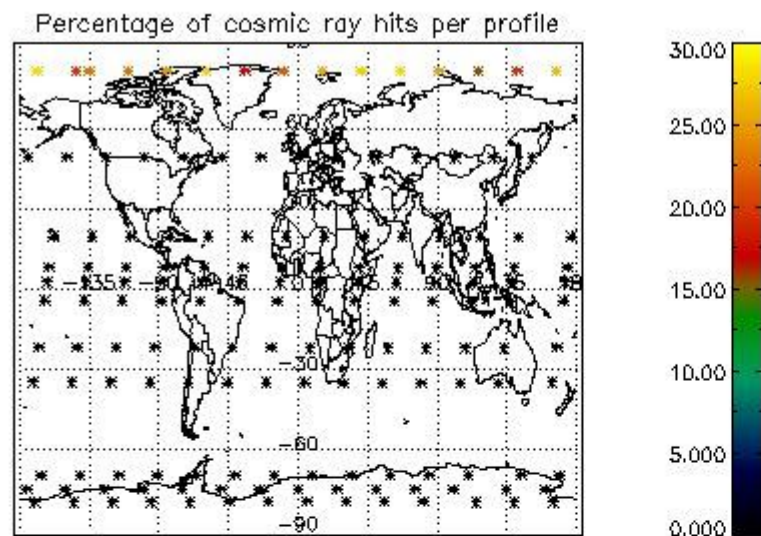
Percentage of star falling outside central band per profile



Percentage of saturation errors per profile



4.2.2 Plot level 1 quality information per product (world map): ENVISAT DESCENDING passes



5. Trace gas profiles

5.1 Ozone statistics based on quality of products

The final quality of the products can be "measured" using the STD (Standard Deviation) attached to every point profile. This information is written to the parameter GOM_NL__2P/NL_LOCAL_SPECIES_DENSITY/o3_std of the level 2 products. The table below shows the statistics for given STD ranges.

The statistics are given with respect to the overall valid production:

- Products without fatal errors: GOM_NL__2P/MPH/PRODUCT_ERR=0
- Valid point profile: GOM_NL__2P/NL_LOCAL_SPECIES_DENSITY/pcd(0)=0

The 'Criteria' is applied to valid points of dark limb products:

- Products in dark limb illumination condition: GOM_NL__2P/NL_SUMMARY_QUALITY/obs_ill_cond=0
- Products without fatal errors: GOM_NL__2P/MPH/PRODUCT_ERR=0
- Valid point profile: GOM_NL__2P/NL_LOCAL_SPECIES_DENSITY/pcd(0)=0

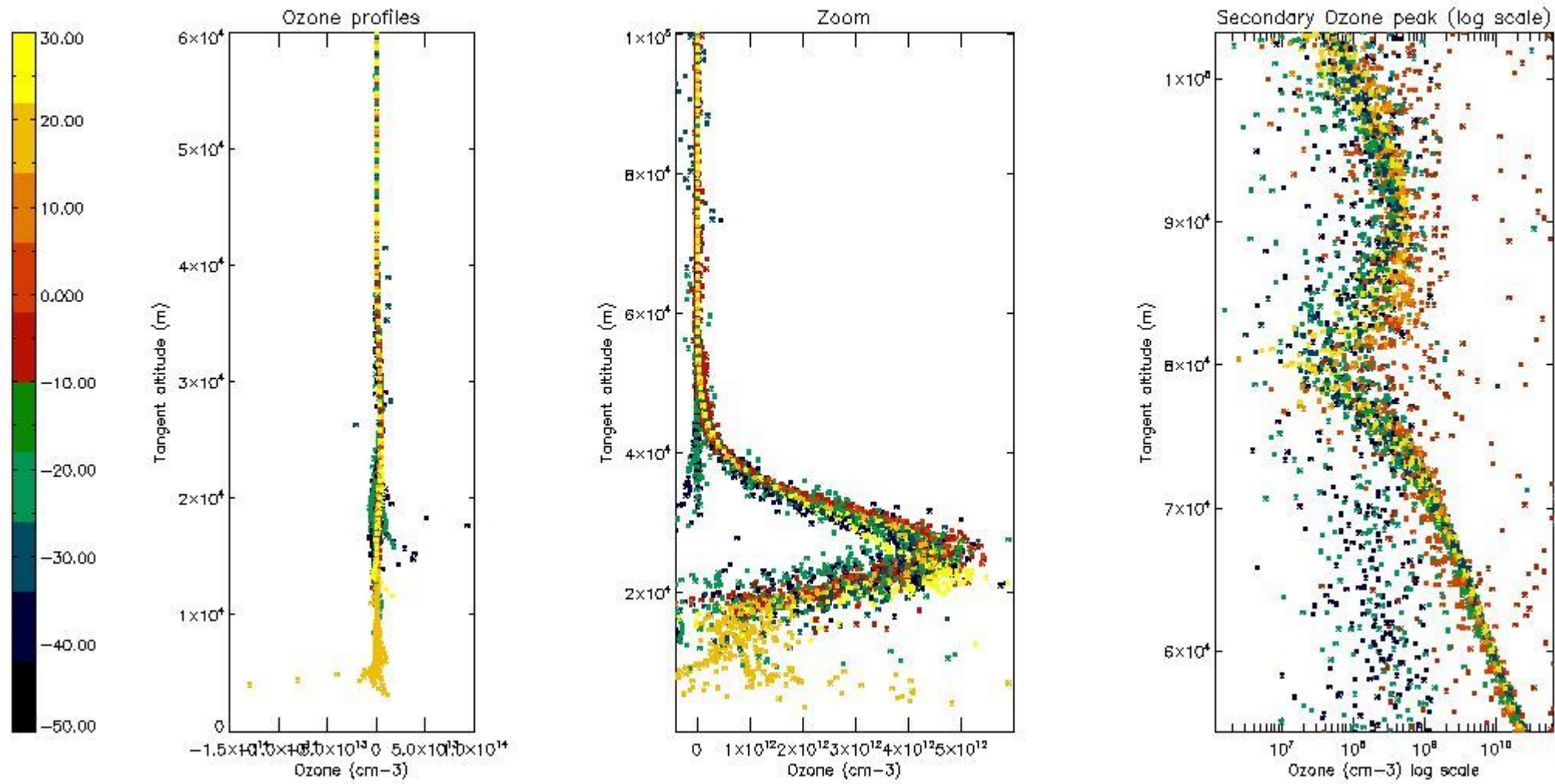
So, the table below shows the percentage of dark limb and valid observations for each criteria with respect to the overall valid daily observations.

Criteria	% of total production
All STD	35
STD < 20	15

STD < 10	11
STD < 5	7

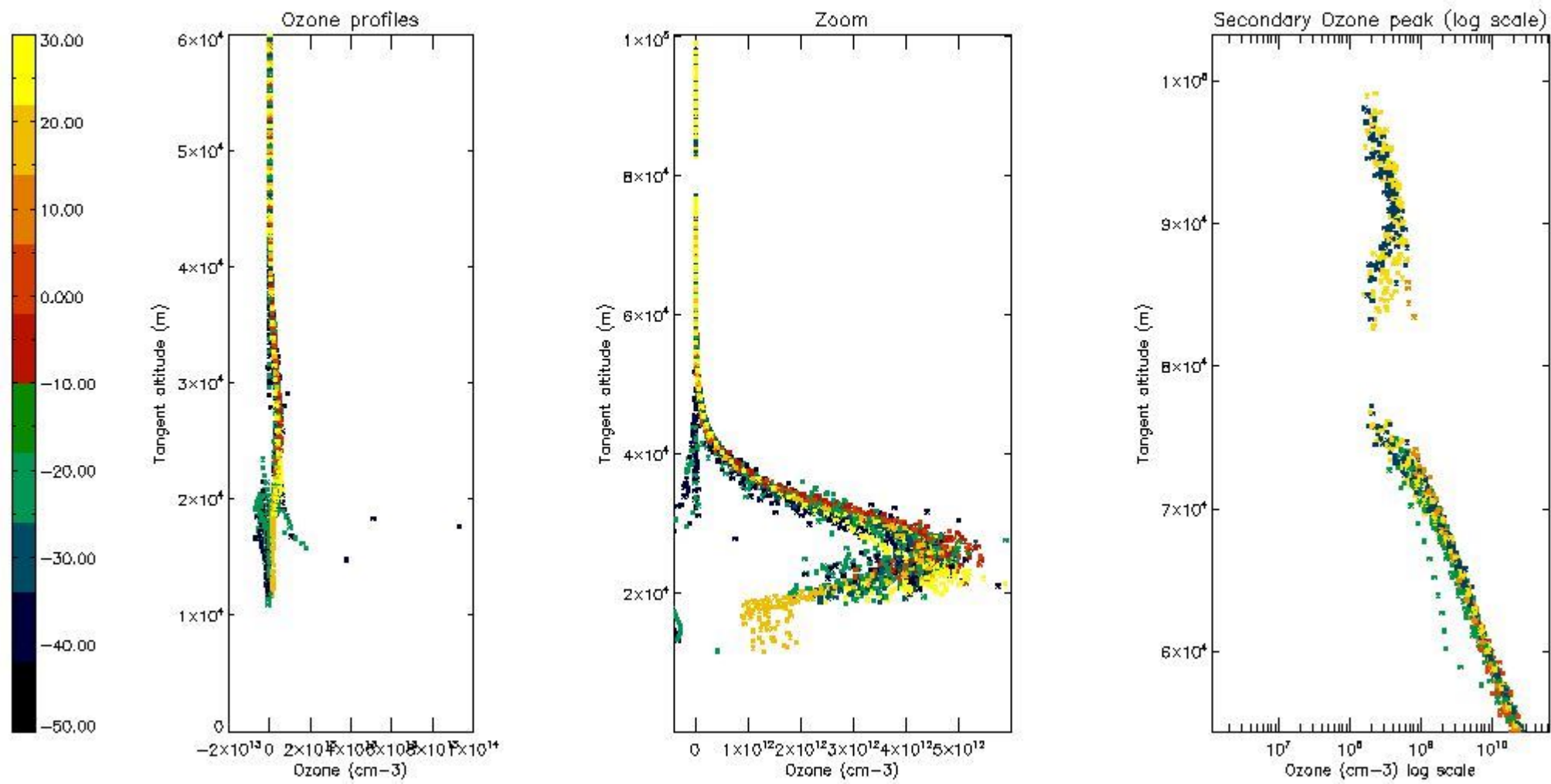
5.2 Plot ozone profiles for all STD (dark without errors)

The colorbar represents the latitude.



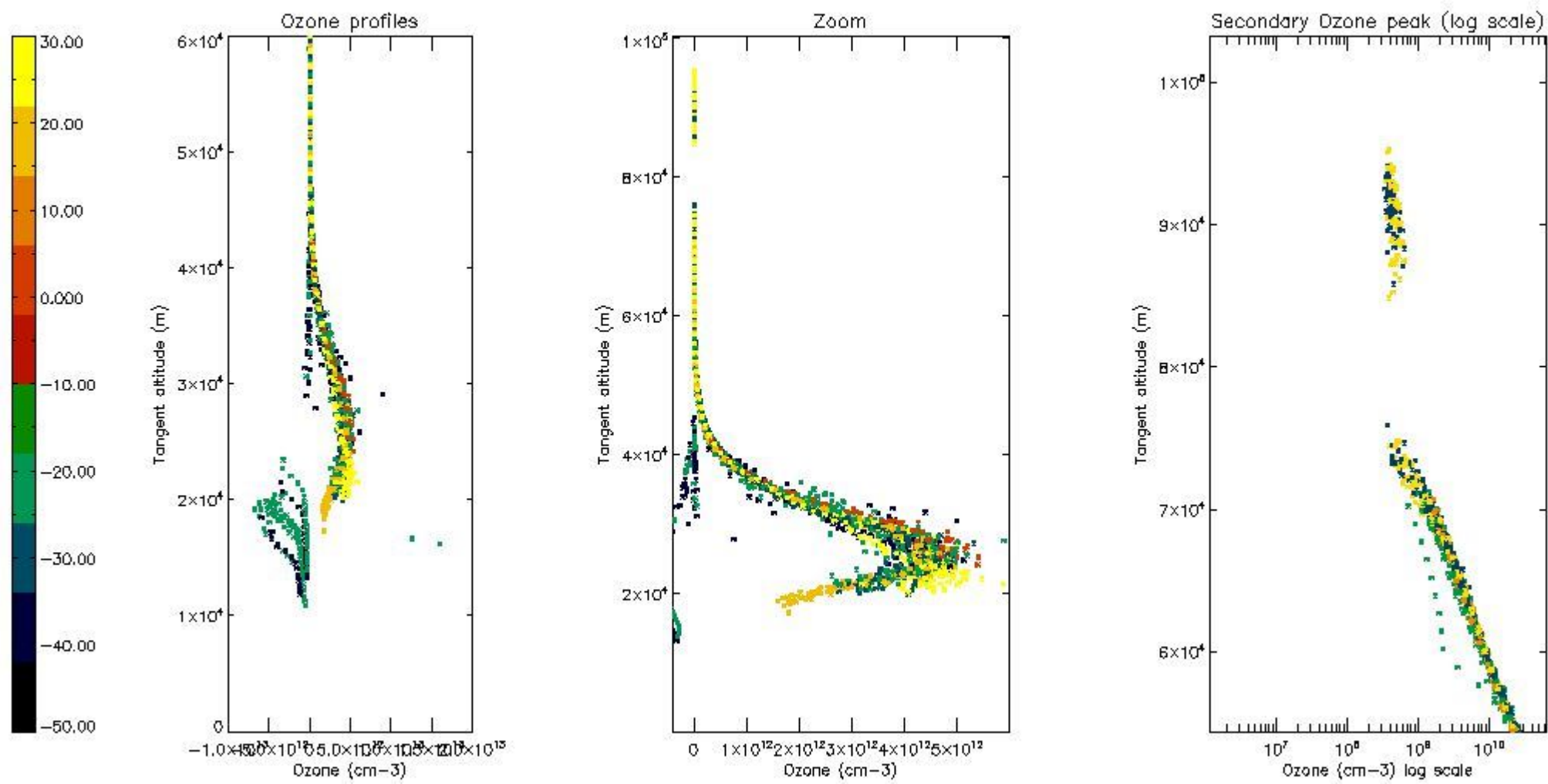
5.3 Plot ozone profiles where STD < 20% (dark without errors)

The colorbar represents the latitude.



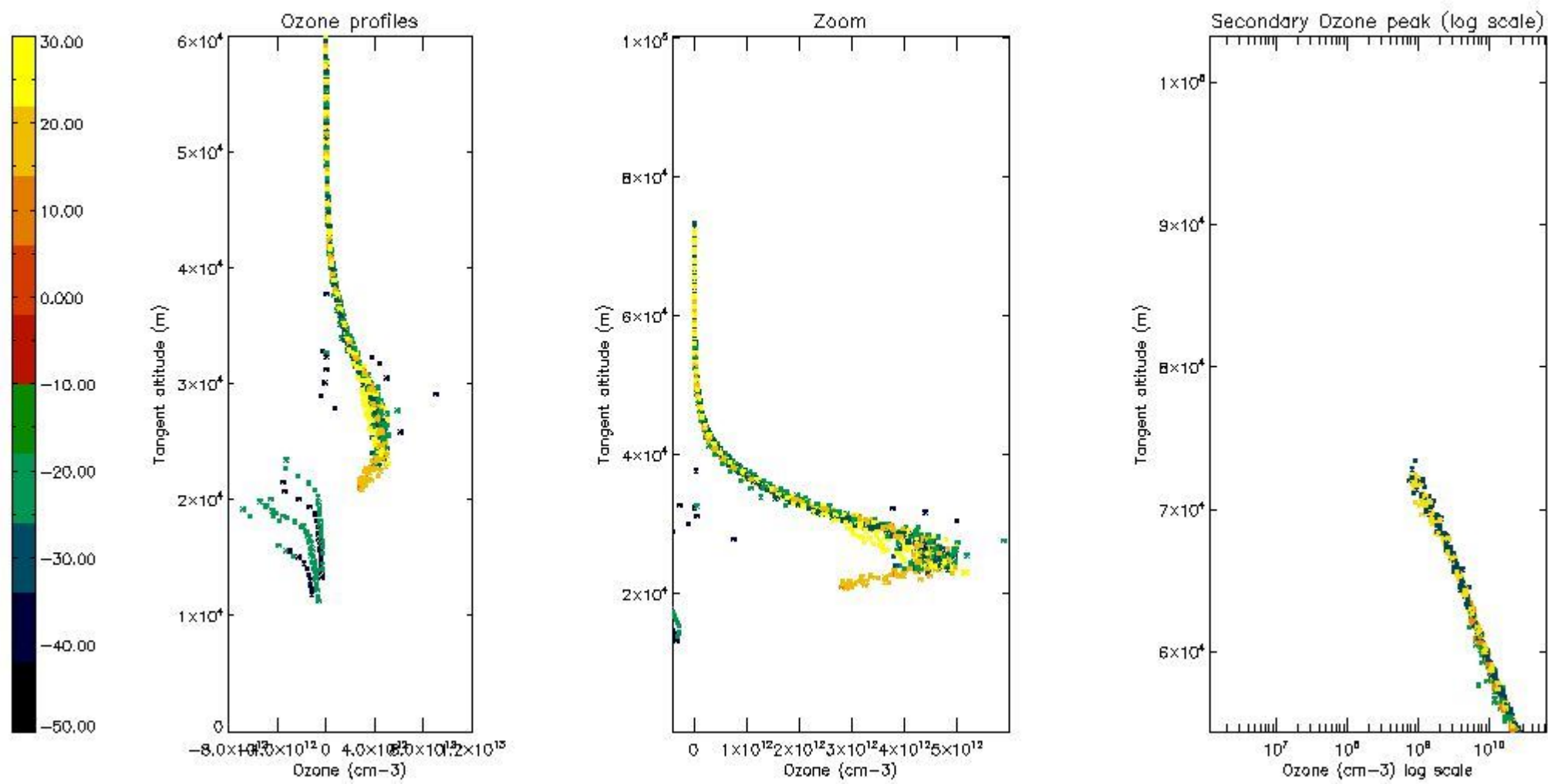
5.4 Plot ozone profiles where $STD < 10\%$ (dark without errors)

The colorbar represents the latitude.



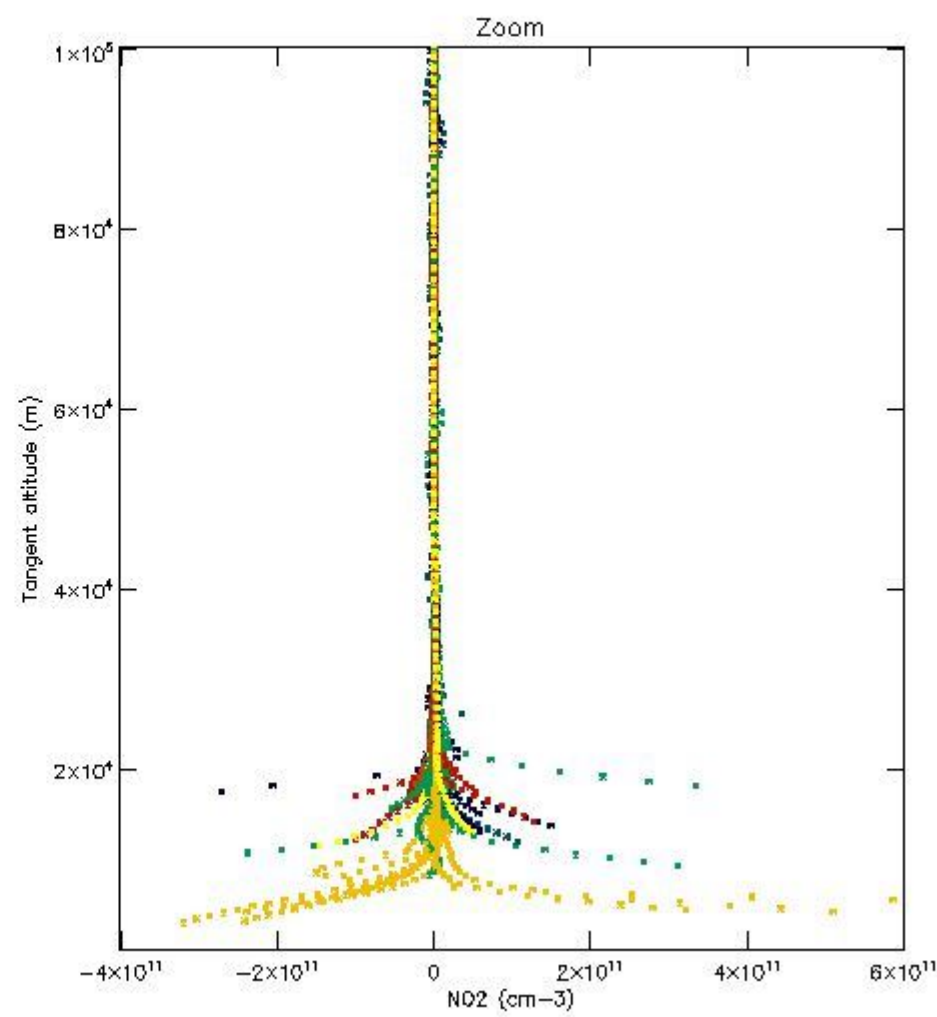
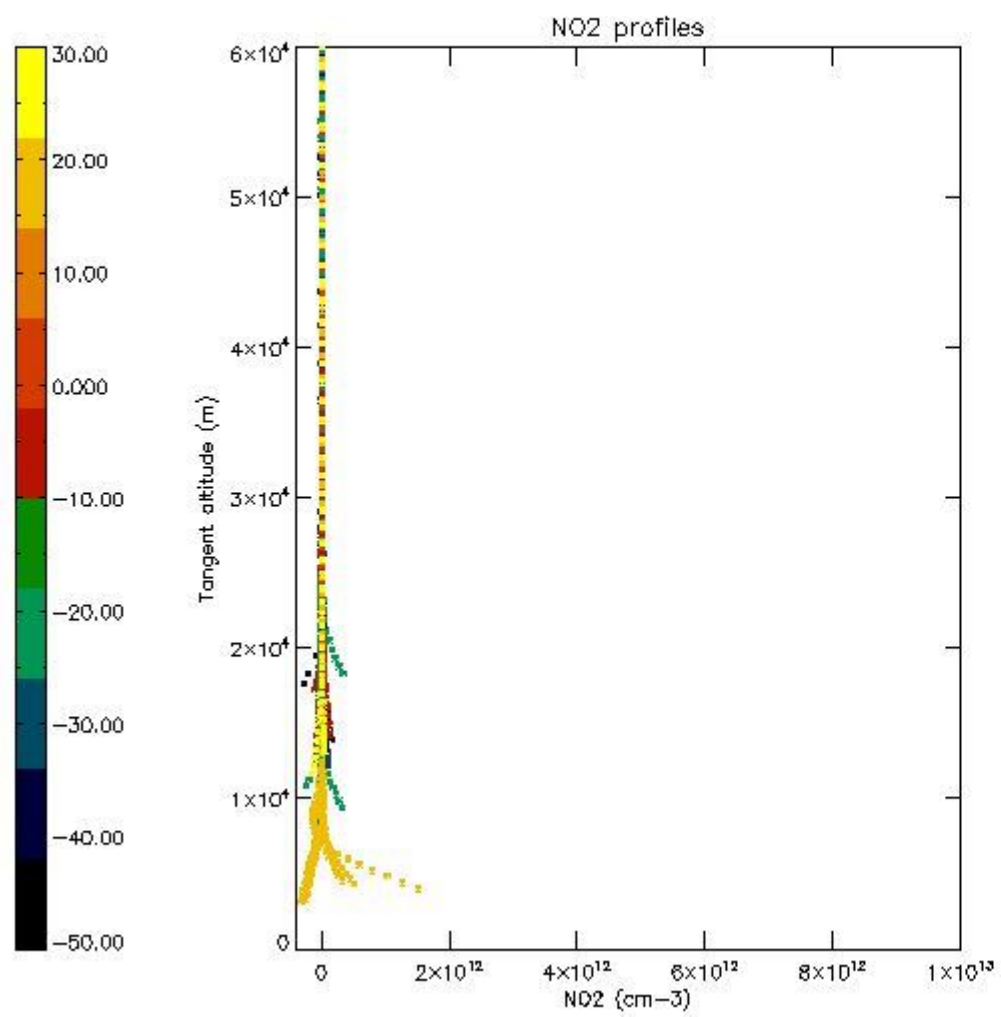
5.5 Plot ozone profiles where STD < 5% (dark without errors)

The colorbar represents the latitude.



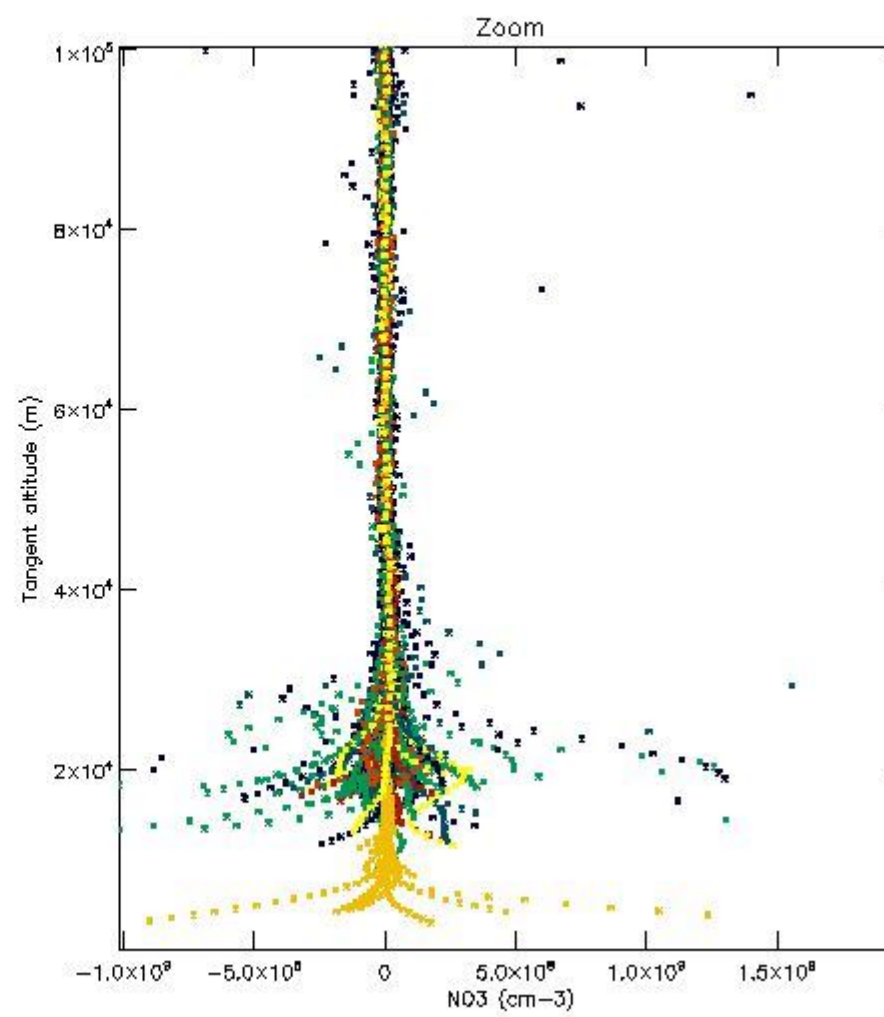
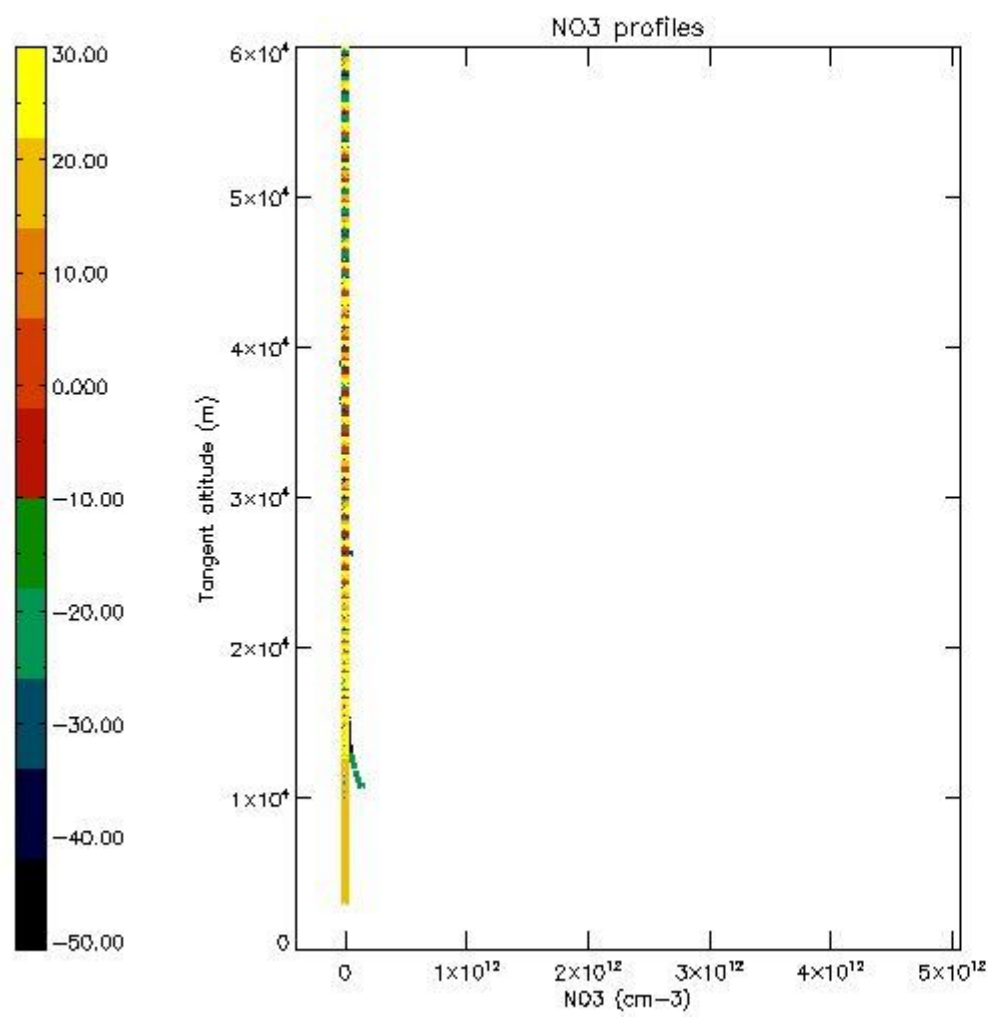
5.6 Plot NO₂ profiles for all STD (dark without errors)

The colorbar represents the latitude.



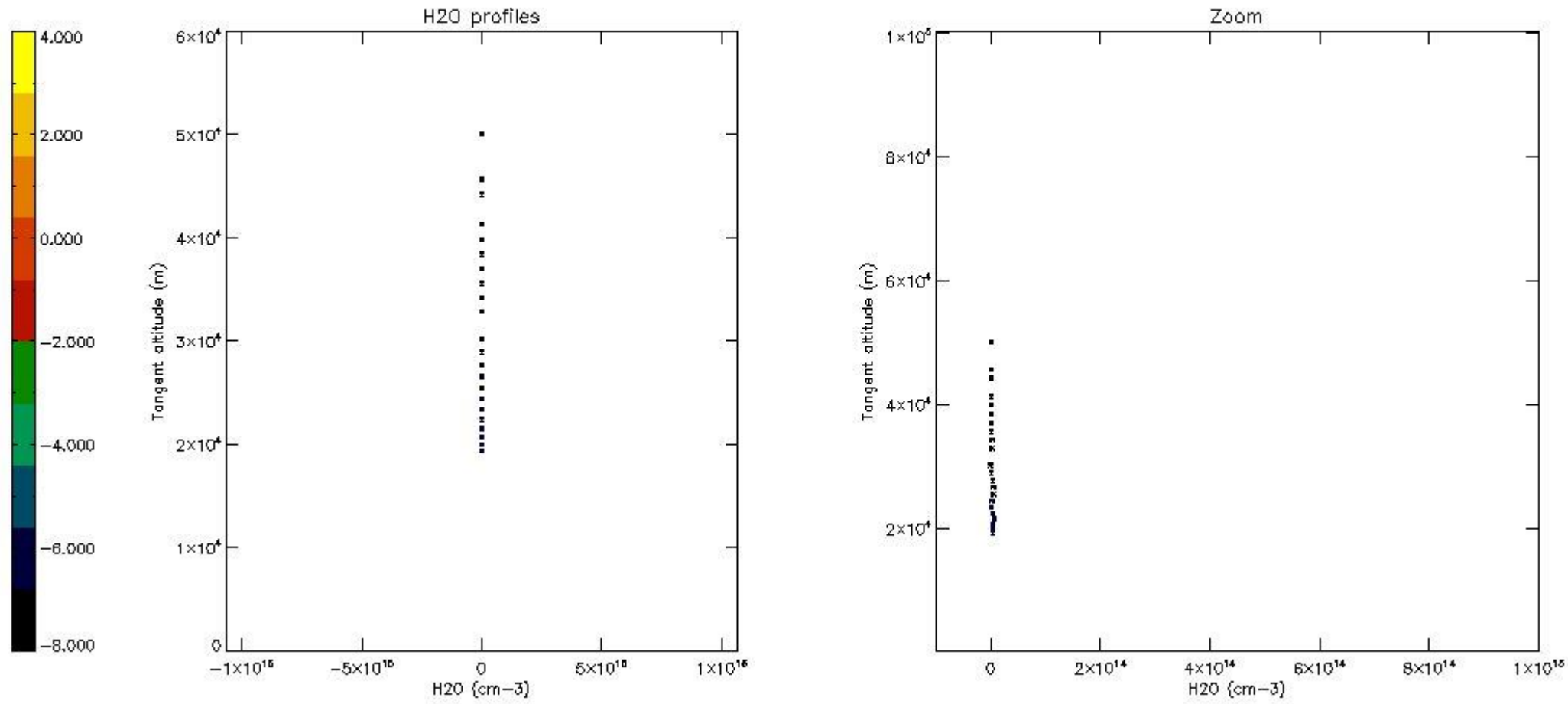
5.7 Plot NO3 profiles for all STD (dark without errors)

The colorbar represents the latitude.



5.8 Plot H2O profiles for all STD (only for occultations of stars 1,2,3,4,13,14,16,26,63 dark without errors)

The colorbar represents the latitude.



6. Auxiliary Data Files used for the production reported in section 2

The number reported in the third column indicates since which file (see list in section 2) the corresponding auxiliary file has been used. The fourth column is the date of those product files.

Type	Auxiliary Filename	Used since product	Used since product date
INST_PHYS_CHARACTERISTICS	GOM_INS_AXVIEC20091111_143220_20030716_120000_20500101_000000	1	21-MAR-2011 00:04:55
LEVEL-2_PROC_CONFIG	GOM_PR2_AXVIEC20091111_152718_20020301_000000_20500101_000000	1	21-MAR-2011 00:04:55
CROSS_SECTIONS_FILE	GOM_CRS_AXVIEC20091111_154832_20020301_000000_20500101_000000	1	21-MAR-2011 00:04:55

GOMOS Level 2 Daily Report

SUMMARY

[1. General Info](#)

[2. Summary of processed GOM_NL_2P products](#)

[3. Level 2 Quality information per product](#)

[3.1 Plot of level 2 quality information per product \(time dependant\)](#)

[3.2 Plot of level 2 quality information per product \(world map\)](#)

[4. Level 1 Quality information per product \(stored on level 2 products\)](#)

[4.1 Plot of level 1 quality information per product \(time dependant\)](#)

[4.1.1 Plot of level 1 quality information per product \(time dependant\): ASCENDING](#)

[4.1.2 Plot of level 1 quality information per product \(time dependant\): DESCENDING](#)

[4.2 Plot of level 1 quality information per product \(world map\)](#)

[4.2.1 Plot of level 1 quality information per product \(world map\): ASCENDING](#)

[4.2.2 Plot of level 1 quality information per product \(world map\): DESCENDING](#)

[5. Ozone profiles based on quality statistics and other trace gas profiles](#)

[5.1 Ozone statistics based on quality of products](#)

[5.2 Plot ozone profiles for all STD \(dark without errors\)](#)

[5.3 Plot ozone profiles where STD < 20% \(dark without errors\)](#)

[5.4. Plot ozone profiles where STD < 10% \(dark without errors\)](#)

[5.5. Plot ozone profiles where STD < 5% \(dark without errors\)](#)

[5.6 Plot NO2 profiles for all STD \(dark without errors\)](#)

[5.7 Plot NO3 profiles for all STD \(dark without errors\)](#)

[5.8 Plot H2O profiles \(only for occultations of stars 1,2,3,4,13,14,16,26,63 dark without errors\) for all STD](#)

[6. Auxiliary Data Files used for the production reported in section 2](#)

This report presents the daily analysis on parameters extracted from GOMOS level 2 data (GOM_NL__2P). It is intended to monitor some important parameters that will impact the quality of these products. A list of level 2 products (and content) that have arrived during the reporting day to the PCF is also given.

Item	Value
Time of report generation	24APR2013 11:36:12
Data source version	GOMOS/6.01
Start time of products	21-03-2011 (21MAR2011 00:00:00)
Stop time of products	22-03-2011 (22MAR2011 00:00:00)
Store outputs in DB	Yes
Nb of level 2 prods	351
Nb of prods with errors	0

2. Summary of processed GOM_NL__2P products.

Nr	Filename	UTC Start time	Limb	Duration	Star Id	Star Name	Star Mag	Star Temp	Nb Meas	Orbit	Prod. error
1	GOM_NL__2PRFIN20110321_000455_000000433100_00347_47344_7092.N1	21-MAR-2011 00:04:55	Dark	42.500	141	Bet Ara	2.8400	4600.0	85	47344	No
2	GOM_NL__2PRFIN20110321_000826_000000403100_00347_47344_7093.N1	21-MAR-2011 00:08:26	Dark	39.500	134	Bet TrA	2.8100	6600.0	79	47344	No
3	GOM_NL__2PRFIN20110321_001109_000000473100_00347_47344_7094.N1	21-MAR-2011 00:11:09	Dark	47.000	4	Alp1Cen	-0.010000	5800.0	94	47344	No
4	GOM_NL__2PRFIN20110321_001323_000000483100_00347_47344_7095.N1	21-MAR-2011 00:13:23	Dark	47.500	78	Alp Lup	2.3040	28000.	95	47344	No
5	GOM_NL__2PRFIN20110321_001454_000000503100_00347_47344_7096.N1	21-MAR-2011 00:14:54	Straylight	49.500	81	Eta Cen	2.3560	28000.	99	47344	No
6	GOM_NL__2PRFIN20110321_001709_000000453100_00347_47344_7097.N1	21-MAR-2011 00:17:09	Straylight	44.500	64	Gam Cen	2.2000	10600.	89	47344	No
7	GOM_NL__2PRFIN20110321_001929_000000493100_00347_47344_7098.N1	21-MAR-2011 00:19:29	Straylight	49.000	123	lot Cen	2.7500	10200.	98	47344	No
8	GOM_NL__2PRFIN20110321_002414_000000293100_00347_47344_7099.N1	21-MAR-2011 00:24:14	Straylight	29.000	169	46Gam Hya	2.9910	4700.0	58	47344	No
9	GOM_NL__2PRFIN20110321_002528_000000463100_00347_47344_7100.N1	21-MAR-2011 00:25:28	Straylight	46.000	171	2Eps Crv	3.0010	4250.0	92	47344	No
10	GOM_NL__2PRFIN20110321_002704_000000513100_00347_47344_7101.N1	21-MAR-2011 00:27:04	Twilight_stray	50.500	100	4Gam Crv	2.5800	13100.	101	47344	No
11	GOM_NL__2PRFIN20110321_003735_000000623100_00347_47344_7102.N1	21-MAR-2011 00:37:35	Bright	62.000	62	94Bet Leo	2.1360	9700.0	124	47344	No
12	GOM_NL__2PRFIN20110321_004552_000000413100_00347_47344_7103.N1	21-MAR-2011 00:45:52	Bright	40.500	174	52Psi UMa	3.0040	4400.0	81	47344	No
13	GOM_NL__2PRFIN20110321_004907_000000363100_00347_47344_7104.N1	21-MAR-2011 00:49:07	Bright	36.000	82	48Bet UMa	2.3650	10600.	72	47344	No
14	GOM_NL__2PRFIN20110321_005037_000000393100_00347_47344_7105.N1	21-MAR-2011 00:50:37	Bright	38.500	36	50Alp UMa	1.8000	6300.0	77	47344	No
15	GOM_NL__2PRFIN20110321_005239_000000453100_00347_47344_7106.N1	21-MAR-2011 00:52:39	Bright	45.000	55	79Zet UMa	2.0600	10200.	90	47344	No
16	GOM_NL__2PRFIN20110321_005729_000000393100_00347_47344_7107.N1	21-MAR-2011 00:57:29	Bright	39.000	60	7Bet UMi	2.0810	3950.0	78	47344	No
17	GOM_NL__2PRFIN20110321_010111_000000483100_00347_47344_7108.N1	21-MAR-2011 01:01:11	Bright	47.500	119	14Eta Dra	2.7270	4700.0	95	47344	No
18	GOM_NL__2PRFIN20110321_011110_000000363100_00347_47344_7109.N1	21-MAR-2011 01:11:10	Bright	36.000	19	50Alp Cyg	1.2460	10500.	72	47344	No
19	GOM_NL__2PRFIN20110321_011245_000000383100_00347_47344_7110.N1	21-MAR-2011 01:12:45	Bright	38.000	66	37Gam Cyg	2.2080	5900.0	76	47344	No
20	GOM_NL__2PRFIN20110321_011433_000000393100_00347_47344_7111.N1	21-MAR-2011 01:14:33	Bright	39.000	92	53Eps Cyg	2.5000	4500.0	78	47344	No
21	GOM_NL__2PRFIN20110321_012316_000000573100_00347_47344_7112.N1	21-MAR-2011 01:23:16	Twilight_stray	57.000	11	53Alp Aql	0.76500	8000.0	114	47344	No
22	GOM_NL__2PRFIN20110321_013601_000000483100_00347_47344_7113.N1	21-MAR-2011 01:36:01	Dark	47.500	57	34Sig Sgr	2.0660	26000.	95	47344	No
23	GOM_NL__2PRFIN20110321_013741_000000553100_00347_47344_7114.N1	21-MAR-2011 01:37:41	Dark	55.000	137	22Lam Sgr	2.8240	4400.0	110	47344	No
24	GOM_NL__2PRFIN20110321_013934_000000503100_00347_47344_7115.N1	21-MAR-2011 01:39:34	Dark	49.500	38	20Eps Sgr	1.8360	11000.	99	47344	No
25	GOM_NL__2PRFIN20110321_014510_000000453100_00348_47345_7131.N1	21-MAR-2011 01:45:10	Dark	45.000	141	Bet Ara	2.8400	4600.0	90	47345	No
26	GOM_NL__2PRFIN20110321_014841_000000403100_00348_47345_7132.N1	21-MAR-2011 01:48:41	Dark	40.000	134	Bet TrA	2.8100	6600.0	80	47345	No
27	GOM_NL__2PRFIN20110321_015124_000000443100_00348_47345_7133.N1	21-MAR-2011 01:51:24	Dark	44.000	4	Alp1Cen	-0.010000	5800.0	88	47345	No
28	GOM_NL__2PRFIN20110321_015338_000000473100_00348_47345_7134.N1	21-MAR-2011 01:53:38	Dark	46.500	78	Alp Lup	2.3040	28000.	93	47345	No
29	GOM_NL__2PRFIN20110321_015509_000000503100_00348_47345_7135.N1	21-MAR-2011 01:55:09	Straylight	50.000	81	Eta Cen	2.3560	28000.	100	47345	No
30	GOM_NL__2PRFIN20110321_015723_000000463100_00348_47345_7136.N1	21-MAR-2011 01:57:23	Straylight	45.500	64	Gam Cen	2.2000	10600.	91	47345	No
31	GOM_NL__2PRFIN20110321_015943_000000503100_00348_47345_7137.N1	21-MAR-2011 01:59:43	Straylight	49.500	123	lot Cen	2.7500	10200.	99	47345	No
32	GOM_NL__2PRFIN20110321_020428_000000293100_00348_47345_7138.N1	21-MAR-2011 02:04:28	Straylight	29.000	169	46Gam Hya	2.9910	4700.0	58	47345	No
33	GOM_NL__2PRFIN20110321_020543_000000483100_00348_47345_7139.N1	21-MAR-2011 02:05:43	Straylight	48.000	171	2Eps Crv	3.0010	4250.0	96	47345	No
34	GOM_NL__2PRFIN20110321_020718_000000503100_00348_47345_7140.N1	21-MAR-2011 02:07:18	Twilight_stray	49.500	100	4Gam Crv	2.5800	13100.	99	47345	No
35	GOM_NL__2PRFIN20110321_021749_000000443100_00348_47345_7141.N1	21-MAR-2011 02:17:49	Bright	44.000	62	94Bet Leo	2.1360	9700.0	88	47345	No
36	GOM_NL__2PRFIN20110321_022606_000000383100_00348_47345_7142.N1	21-MAR-2011 02:26:06	Bright	38.000	174	52Psi UMa	3.0040	4400.0	76	47345	No
37	GOM_NL__2PRFIN20110321_022921_000000363100_00348_47345_7143.N1	21-MAR-2011 02:29:21	Bright	35.500	82	48Bet UMa	2.3650	10600.	71	47345	No
38	GOM_NL__2PRFIN20110321_023051_000000363100_00348_47345_7144.N1	21-MAR-2011 02:30:51	Bright	35.500	36	50Alp UMa	1.8000	6300.0	71	47345	No
39	GOM_NL__2PRFIN20110321_023253_000000473100_00348_47345_7145.N1	21-MAR-2011 02:32:53	Bright	47.000	55	79Zet UMa	2.0600	10200.	94	47345	No
40	GOM_NL__2PRFIN20110321_023743_000000383100_00348_47345_7146.N1	21-MAR-2011 02:37:43	Bright	38.000	60	7Bet UMi	2.0810	3950.0	76	47345	No
41	GOM_NL__2PRFIN20110321_024124_000000493100_00348_47345_7147.N1	21-MAR-2011 02:41:24	Bright	49.000	119	14Eta Dra	2.7270	4700.0	98	47345	No
42	GOM_NL__2PRFIN20110321_025124_000000383100_00348_47345_7148.N1	21-MAR-2011 02:51:24	Bright	37.500	19	50Alp Cyg	1.2460	10500.	75	47345	No

43	GOM_NL__2PRFIN20110321_025259_000000453100_00348_47345_7149.N1	21-MAR-2011 02:52:59	Bright	44.500	66	37Gam Cyg	2.2080	5900.0	89	47345	No
44	GOM_NL__2PRFIN20110321_025447_000000383100_00348_47345_7150.N1	21-MAR-2011 02:54:47	Bright	37.500	92	53Eps Cyg	2.5000	4500.0	75	47345	No
45	GOM_NL__2PRFIN20110321_030330_000000643100_00348_47345_7151.N1	21-MAR-2011 03:03:30	Twilight	64.000	11	53Alp Aql	0.76500	8000.0	128	47345	No
46	GOM_NL__2PRFIN20110321_031410_000000493100_00348_47345_7152.N1	21-MAR-2011 03:14:10	Dark	49.000	155	41Pi Sgr	2.9000	6600.0	98	47345	No
47	GOM_NL__2PRFIN20110321_031616_000000483100_00348_47345_7153.N1	21-MAR-2011 03:16:16	Dark	47.500	57	34Sig Sgr	2.0660	26000.	95	47345	No
48	GOM_NL__2PRFIN20110321_031756_000000533100_00348_47345_7154.N1	21-MAR-2011 03:17:56	Dark	53.000	137	22Lam Sgr	2.8240	4400.0	106	47345	No
49	GOM_NL__2PRFIN20110321_031949_000000593100_00348_47345_7155.N1	21-MAR-2011 03:19:49	Dark	58.500	38	20Eps Sgr	1.8360	11000.	117	47345	No
50	GOM_NL__2PRFIN20110321_032524_000000413100_00349_47346_7153.N1	21-MAR-2011 03:25:24	Dark	41.000	141	Bet Ara	2.8400	4600.0	82	47346	No
51	GOM_NL__2PRFIN20110321_032855_000000403100_00349_47346_7154.N1	21-MAR-2011 03:28:55	Dark	39.500	134	Bet TrA	2.8100	6600.0	79	47346	No
52	GOM_NL__2PRFIN20110321_033138_000000503100_00349_47346_7155.N1	21-MAR-2011 03:31:38	Dark	50.000	4	Alp1Cen	-0.010000	5800.0	100	47346	No
53	GOM_NL__2PRFIN20110321_033353_000000483100_00349_47346_7156.N1	21-MAR-2011 03:33:53	Dark	48.000	78	Alp Lup	2.3040	28000.	96	47346	No
54	GOM_NL__2PRFIN20110321_033524_000000543100_00349_47346_7157.N1	21-MAR-2011 03:35:24	Straylight	54.000	81	Eta Cen	2.3560	28000.	108	47346	No
55	GOM_NL__2PRFIN20110321_033738_000000443100_00349_47346_7158.N1	21-MAR-2011 03:37:38	Straylight	44.000	64	Gam Cen	2.2000	10600.	88	47346	No
56	GOM_NL__2PRFIN20110321_033958_000000503100_00349_47346_7159.N1	21-MAR-2011 03:39:58	Straylight	49.500	123	Iot Cen	2.7500	10200.	99	47346	No
57	GOM_NL__2PRFIN20110321_034442_000000343100_00349_47346_7160.N1	21-MAR-2011 03:44:42	Straylight	34.000	169	46Gam Hya	2.9910	4700.0	68	47346	No
58	GOM_NL__2PRFIN20110321_034732_000000493100_00349_47346_7161.N1	21-MAR-2011 03:47:32	Twilight	49.000	100	4Gam Crv	2.5800	13100.	98	47346	No
59	GOM_NL__2PRFIN20110321_035802_000000433100_00349_47346_7162.N1	21-MAR-2011 03:58:02	Bright	42.500	62	94Bet Leo	2.1360	9700.0	85	47346	No
60	GOM_NL__2PRFIN20110321_040620_000000393100_00349_47346_7163.N1	21-MAR-2011 04:06:20	Bright	38.500	174	52Psi UMa	3.0040	4400.0	77	47346	No
61	GOM_NL__2PRFIN20110321_040935_000000383100_00349_47346_7164.N1	21-MAR-2011 04:09:35	Bright	37.500	82	48Bet UMa	2.3650	10600.	75	47346	No
62	GOM_NL__2PRFIN20110321_041105_000000393100_00349_47346_7165.N1	21-MAR-2011 04:11:05	Bright	39.000	36	50Alp UMa	1.8000	6300.0	78	47346	No
63	GOM_NL__2PRFIN20110321_041306_000000483100_00349_47346_7166.N1	21-MAR-2011 04:13:06	Bright	48.000	55	79Zet UMa	2.0600	10200.	96	47346	No
64	GOM_NL__2PRFIN20110321_041756_000000423100_00349_47346_7167.N1	21-MAR-2011 04:17:56	Bright	42.000	60	7Bet UMi	2.0810	3950.0	84	47346	No
65	GOM_NL__2PRFIN20110321_042138_000000483100_00349_47346_7168.N1	21-MAR-2011 04:21:38	Bright	48.000	119	14Eta Dra	2.7270	4700.0	96	47346	No
66	GOM_NL__2PRFIN20110321_043138_000000373100_00349_47346_7169.N1	21-MAR-2011 04:31:38	Bright	36.500	19	50Alp Cyg	1.2460	10500.	73	47346	No
67	GOM_NL__2PRFIN20110321_043313_000000383100_00349_47346_7170.N1	21-MAR-2011 04:33:13	Bright	38.000	66	37Gam Cyg	2.2080	5900.0	76	47346	No
68	GOM_NL__2PRFIN20110321_043501_000000383100_00349_47346_7171.N1	21-MAR-2011 04:35:01	Bright	38.000	92	53Eps Cyg	2.5000	4500.0	76	47346	No
69	GOM_NL__2PRFIN20110321_044345_000000543100_00349_47346_7172.N1	21-MAR-2011 04:43:45	Twilight	53.500	11	53Alp Aql	0.76500	8000.0	107	47346	No
70	GOM_NL__2PRFIN20110321_045425_000000493100_00349_47346_7173.N1	21-MAR-2011 04:54:25	Dark	49.000	155	41Pi Sgr	2.9000	6600.0	98	47346	No
71	GOM_NL__2PRFIN20110321_045631_000000493100_00349_47346_7174.N1	21-MAR-2011 04:56:31	Dark	48.500	57	34Sig Sgr	2.0660	26000.	97	47346	No
72	GOM_NL__2PRFIN20110321_045811_000000543100_00349_47346_7175.N1	21-MAR-2011 04:58:11	Dark	54.000	137	22Lam Sgr	2.8240	4400.0	108	47346	No
73	GOM_NL__2PRFIN20110321_050004_000000513100_00349_47346_7176.N1	21-MAR-2011 05:00:04	Dark	50.500	38	20Eps Sgr	1.8360	11000.	101	47346	No
74	GOM_NL__2PRFIN20110321_050539_000000423100_00350_47347_7155.N1	21-MAR-2011 05:05:39	Dark	42.000	141	Bet Ara	2.8400	4600.0	84	47347	No
75	GOM_NL__2PRFIN20110321_050910_000000413100_00350_47347_7156.N1	21-MAR-2011 05:09:10	Dark	41.000	134	Bet TrA	2.8100	6600.0	82	47347	No
76	GOM_NL__2PRFIN20110321_051153_000000553100_00350_47347_7157.N1	21-MAR-2011 05:11:53	Dark	54.500	4	Alp1Cen	-0.010000	5800.0	109	47347	No
77	GOM_NL__2PRFIN20110321_051407_000000473100_00350_47347_7158.N1	21-MAR-2011 05:14:07	Dark	46.500	78	Alp Lup	2.3040	28000.	93	47347	No
78	GOM_NL__2PRFIN20110321_051539_000000503100_00350_47347_7159.N1	21-MAR-2011 05:15:39	Straylight	49.500	81	Eta Cen	2.3560	28000.	99	47347	No
79	GOM_NL__2PRFIN20110321_051752_000000403100_00350_47347_7160.N1	21-MAR-2011 05:17:52	Straylight	39.500	64	Gam Cen	2.2000	10600.	79	47347	No
80	GOM_NL__2PRFIN20110321_052012_000000473100_00350_47347_7161.N1	21-MAR-2011 05:20:12	Straylight	46.500	123	Iot Cen	2.7500	10200.	93	47347	No
81	GOM_NL__2PRFIN20110321_052457_000000343100_00350_47347_7162.N1	21-MAR-2011 05:24:57	Straylight	34.000	169	46Gam Hya	2.9910	4700.0	68	47347	No
82	GOM_NL__2PRFIN20110321_052611_000000483100_00350_47347_7163.N1	21-MAR-2011 05:26:11	Straylight	48.000	171	2Eps Crv	3.0010	4250.0	96	47347	No
83	GOM_NL__2PRFIN20110321_052746_000000503100_00350_47347_7164.N1	21-MAR-2011 05:27:46	Twilight	49.500	100	4Gam Crv	2.5800	13100.	99	47347	No
84	GOM_NL__2PRFIN20110321_053816_000000443100_00350_47347_7165.N1	21-MAR-2011 05:38:16	Bright	44.000	62	94Bet Leo	2.1360	9700.0	88	47347	No
85	GOM_NL__2PRFIN20110321_054633_000000383100_00350_47347_7166.N1	21-MAR-2011 05:46:33	Bright	38.000	174	52Psi UMa	3.0040	4400.0	76	47347	No
86	GOM_NL__2PRFIN20110321_054948_000000383100_00350_47347_7167.N1	21-MAR-2011 05:49:48	Bright	37.500	82	48Bet UMa	2.3650	10600.	75	47347	No
87	GOM_NL__2PRFIN20110321_055119_000000393100_00350_47347_7168.N1	21-MAR-2011 05:51:19	Bright	39.000	36	50Alp UMa	1.8000	6300.0	78	47347	No
88	GOM_NL__2PRFIN20110321_055319_000000473100_00350_47347_7169.N1	21-MAR-2011 05:53:19	Bright	46.500	55	79Zet UMa	2.0600	10200.	93	47347	No
89	GOM_NL__2PRFIN20110321_055810_000000423100_00350_47347_7170.N1	21-MAR-2011 05:58:10	Bright	42.000	60	7Bet UMi	2.0810	3950.0	84	47347	No
90	GOM_NL__2PRFIN20110321_060151_000000493100_00350_47347_7171.N1	21-MAR-2011 06:01:51	Bright	48.500	119	14Eta Dra	2.7270	4700.0	97	47347	No
91	GOM_NL__2PRFIN20110321_061152_000000373100_00350_47347_7172.N1	21-MAR-2011 06:11:52	Bright	37.000	19	50Alp Cyg	1.2460	10500.	74	47347	No
92	GOM_NL__2PRFIN20110321_061327_000000403100_00350_47347_7173.N1	21-MAR-2011 06:13:27	Bright	40.000	66	37Gam Cyg	2.2080	5900.0	80	47347	No
93	GOM_NL__2PRFIN20110321_061515_000000563100_00350_47347_7174.N1	21-MAR-2011 06:15:15	Bright	56.000	92	53Eps Cyg	2.5000	4500.0	112	47347	No
94	GOM_NL__2PRFIN20110321_062400_000000553100_00350_47347_7175.N1	21-MAR-2011 06:24:00	Twilight	54.500	11	53Alp Aql	0.76500	8000.0	109	47347	No
95	GOM_NL__2PRFIN20110321_063440_000000523100_00350_47347_7176.N1	21-MAR-2011 06:34:40	Dark	51.500	155	41Pi Sgr	2.9000	6600.0	103	47347	No
96	GOM_NL__2PRFIN20110321_063646_000000523100_00350_47347_7177.N1	21-MAR-2011 06:36:46	Dark	51.500	57	34Sig Sgr	2.0660	26000.	103	47347	No
97	GOM_NL__2PRFIN20110321_063826_000000603100_00350_47347_7178.N1	21-MAR-2011 06:38:26	Dark	60.000	137	22Lam Sgr	2.8240	4400.0	120	47347	No
98	GOM_NL__2PRFIN20110321_064019_000000513100_00350_47347_7179.N1	21-MAR-2011 06:40:19	Dark	50.500	38	20Eps Sgr	1.8360	11000.	101	47347	No
99	GOM_NL__2PRFIN20110321_064554_000000433100_00351_47348_7196.N1	21-MAR-2011 06:45:54	Dark	42.500	141	Bet Ara	2.8400	4600.0	85	47348	No
100	GOM_NL__2PRFIN20110321_064924_000000413100_00351_47348_7197.N1	21-MAR-2011 06:49:24	Dark	41.000	134	Bet TrA	2.8100	6600.0	82	47348	No
101	GOM_NL__2PRFIN20110321_065207_000000573100_00351_47348_7198.N1	21-MAR-2011 06:52:07	Dark	57.000	4	Alp1Cen	-0.010000	5800.0	114	47348	No

102	GOM_NL__2PRFIN20110321_065422_000000463100_00351_47348_7199.N1	21-MAR-2011 06:54:22	Dark	45.500	78	Alp Lup	2.3040	28000.	91	47348	No
103	GOM_NL__2PRFIN20110321_065554_000000523100_00351_47348_7200.N1	21-MAR-2011 06:55:54	Straylight	52.000	81	Eta Cen	2.3560	28000.	104	47348	No
104	GOM_NL__2PRFIN20110321_065807_000000423100_00351_47348_7201.N1	21-MAR-2011 06:58:07	Straylight	42.000	64	Gam Cen	2.2000	10600.	84	47348	No
105	GOM_NL__2PRFIN20110321_070027_000000473100_00351_47348_7202.N1	21-MAR-2011 07:00:27	Straylight	46.500	123	lot Cen	2.7500	10200.	93	47348	No
106	GOM_NL__2PRFIN20110321_070511_000000393100_00351_47348_7203.N1	21-MAR-2011 07:05:11	Straylight	39.000	169	46Gam Hya	2.9910	4700.0	78	47348	No
107	GOM_NL__2PRFIN20110321_070625_000000493100_00351_47348_7204.N1	21-MAR-2011 07:06:25	Straylight	48.500	171	2Eps Crv	3.0010	4250.0	97	47348	No
108	GOM_NL__2PRFIN20110321_070801_000000463100_00351_47348_7205.N1	21-MAR-2011 07:08:01	Twi_and_stray	45.500	100	4Gam Crv	2.5800	13100.	91	47348	No
109	GOM_NL__2PRFIN20110321_071830_000000443100_00351_47348_7206.N1	21-MAR-2011 07:18:30	Bright	43.500	62	94Bet Leo	2.1360	9700.0	87	47348	No
110	GOM_NL__2PRFIN20110321_072647_000000383100_00351_47348_7207.N1	21-MAR-2011 07:26:47	Bright	37.500	174	52Psi UMa	3.0040	4400.0	75	47348	No
111	GOM_NL__2PRFIN20110321_073002_000000383100_00351_47348_7208.N1	21-MAR-2011 07:30:02	Bright	38.000	82	48Bet UMa	2.3650	10600.	76	47348	No
112	GOM_NL__2PRFIN20110321_073133_000000393100_00351_47348_7209.N1	21-MAR-2011 07:31:33	Bright	39.000	36	50Alp UMa	1.8000	6300.0	78	47348	No
113	GOM_NL__2PRFIN20110321_073333_000000493100_00351_47348_7210.N1	21-MAR-2011 07:33:33	Bright	48.500	55	79Zet UMa	2.0600	10200.	97	47348	No
114	GOM_NL__2PRFIN20110321_073824_000000393100_00351_47348_7211.N1	21-MAR-2011 07:38:24	Bright	39.000	60	7Bet UMi	2.0810	3950.0	78	47348	No
115	GOM_NL__2PRFIN20110321_074205_000000453100_00351_47348_7212.N1	21-MAR-2011 07:42:05	Bright	44.500	119	14Eta Dra	2.7270	4700.0	89	47348	No
116	GOM_NL__2PRFIN20110321_075207_000000383100_00351_47348_7213.N1	21-MAR-2011 07:52:07	Bright	38.000	19	50Alp Cyg	1.2460	10500.	76	47348	No
117	GOM_NL__2PRFIN20110321_075342_000000383100_00351_47348_7214.N1	21-MAR-2011 07:53:42	Bright	37.500	66	37Gam Cyg	2.2080	5900.0	75	47348	No
118	GOM_NL__2PRFIN20110321_075529_000000373100_00351_47348_7215.N1	21-MAR-2011 07:55:29	Bright	36.500	92	53Eps Cyg	2.5000	4500.0	73	47348	No
119	GOM_NL__2PRFIN20110321_080414_000000573100_00351_47348_7216.N1	21-MAR-2011 08:04:14	Twi_and_stray	56.500	11	53Alp Aql	0.76500	8000.0	113	47348	No
120	GOM_NL__2PRFIN20110321_081455_000000533100_00351_47348_7217.N1	21-MAR-2011 08:14:55	Dark	53.000	155	41Pi Sgr	2.9000	6600.0	106	47348	No
121	GOM_NL__2PRFIN20110321_081701_000000513100_00351_47348_7218.N1	21-MAR-2011 08:17:01	Dark	51.000	57	34Sig Sgr	2.0660	26000.	102	47348	No
122	GOM_NL__2PRFIN20110321_081842_000000593100_00351_47348_7219.N1	21-MAR-2011 08:18:42	Dark	58.500	137	22Lam Sgr	2.8240	4400.0	117	47348	No
123	GOM_NL__2PRFIN20110321_082034_000000513100_00351_47348_7220.N1	21-MAR-2011 08:20:34	Dark	51.000	38	20Eps Sgr	1.8360	11000.	102	47348	No
124	GOM_NL__2PRFIN20110321_082609_000000423100_00352_47349_7229.N1	21-MAR-2011 08:26:09	Dark	42.000	141	Bet Ara	2.8400	4600.0	84	47349	No
125	GOM_NL__2PRFIN20110321_082939_000000403100_00352_47349_7230.N1	21-MAR-2011 08:29:39	Dark	39.500	134	Bet TrA	2.8100	6600.0	79	47349	No
126	GOM_NL__2PRFIN20110321_083222_000000453100_00352_47349_7231.N1	21-MAR-2011 08:32:22	Dark	44.500	4	Alp1Cen	-0.010000	5800.0	89	47349	No
127	GOM_NL__2PRFIN20110321_083437_000000463100_00352_47349_7232.N1	21-MAR-2011 08:34:37	Dark	46.000	78	Alp Lup	2.3040	28000.	92	47349	No
128	GOM_NL__2PRFIN20110321_083608_000000513100_00352_47349_7233.N1	21-MAR-2011 08:36:08	Straylight	50.500	81	Eta Cen	2.3560	28000.	101	47349	No
129	GOM_NL__2PRFIN20110321_083821_000000433100_00352_47349_7234.N1	21-MAR-2011 08:38:21	Straylight	42.500	64	Gam Cen	2.2000	10600.	85	47349	No
130	GOM_NL__2PRFIN20110321_084041_000000473100_00352_47349_7235.N1	21-MAR-2011 08:40:41	Straylight	46.500	123	lot Cen	2.7500	10200.	93	47349	No
131	GOM_NL__2PRFIN20110321_084526_000000393100_00352_47349_7236.N1	21-MAR-2011 08:45:26	Straylight	39.000	169	46Gam Hya	2.9910	4700.0	78	47349	No
132	GOM_NL__2PRFIN20110321_084639_000000493100_00352_47349_7237.N1	21-MAR-2011 08:46:39	Straylight	48.500	171	2Eps Crv	3.0010	4250.0	97	47349	No
133	GOM_NL__2PRFIN20110321_084815_000000483100_00352_47349_7238.N1	21-MAR-2011 08:48:15	Twi_and_stray	47.500	100	4Gam Crv	2.5800	13100.	95	47349	No
134	GOM_NL__2PRFIN20110321_085844_000000443100_00352_47349_0359.N1	21-MAR-2011 08:58:44	Bright	43.500	62	94Bet Leo	2.1360	9700.0	87	47349	No
135	GOM_NL__2PRFIN20110321_090701_000000393100_00352_47349_0360.N1	21-MAR-2011 09:07:01	Bright	39.000	174	52Psi UMa	3.0040	4400.0	78	47349	No
136	GOM_NL__2PRFIN20110321_091016_000000383100_00352_47349_0361.N1	21-MAR-2011 09:10:16	Bright	38.000	82	48Bet UMa	2.3650	10600.	76	47349	No
137	GOM_NL__2PRFIN20110321_091147_000000403100_00352_47349_0362.N1	21-MAR-2011 09:11:47	Bright	39.500	36	50Alp UMa	1.8000	6300.0	79	47349	No
138	GOM_NL__2PRFIN20110321_091346_000000453100_00352_47349_0363.N1	21-MAR-2011 09:13:46	Bright	45.000	55	79Zet UMa	2.0600	10200.	90	47349	No
139	GOM_NL__2PRFIN20110321_091838_000000423100_00352_47349_0364.N1	21-MAR-2011 09:18:38	Bright	42.000	60	7Bet UMi	2.0810	3950.0	84	47349	No
140	GOM_NL__2PRFIN20110321_092218_000000493100_00352_47349_0365.N1	21-MAR-2011 09:22:18	Bright	49.000	119	14Eta Dra	2.7270	4700.0	98	47349	No
141	GOM_NL__2PRFIN20110321_093220_000000413100_00352_47349_0366.N1	21-MAR-2011 09:32:20	Bright	40.500	19	50Alp Cyg	1.2460	10500.	81	47349	No
142	GOM_NL__2PRFIN20110321_093355_000000413100_00352_47349_0367.N1	21-MAR-2011 09:33:55	Bright	40.500	66	37Gam Cyg	2.2080	5900.0	81	47349	No
143	GOM_NL__2PRFIN20110321_093543_000000383100_00352_47349_0368.N1	21-MAR-2011 09:35:43	Bright	38.000	92	53Eps Cyg	2.5000	4500.0	76	47349	No
144	GOM_NL__2PRFIN20110321_094429_000000623100_00352_47349_0369.N1	21-MAR-2011 09:44:29	Twi_and_stray	61.500	11	53Alp Aql	0.76500	8000.0	123	47349	No
145	GOM_NL__2PRFIN20110321_095510_000000503100_00352_47349_0370.N1	21-MAR-2011 09:55:10	Dark	50.000	155	41Pi Sgr	2.9000	6600.0	100	47349	No
146	GOM_NL__2PRFIN20110321_095716_000000523100_00352_47349_0371.N1	21-MAR-2011 09:57:16	Dark	52.000	57	34Sig Sgr	2.0660	26000.	104	47349	No
147	GOM_NL__2PRFIN20110321_095857_000000583100_00352_47349_0372.N1	21-MAR-2011 09:58:57	Dark	57.500	137	22Lam Sgr	2.8240	4400.0	115	47349	No
148	GOM_NL__2PRFIN20110321_100049_000000503100_00352_47349_0373.N1	21-MAR-2011 10:00:49	Dark	49.500	38	20Eps Sgr	1.8360	11000.	99	47349	No
149	GOM_NL__2PRFIN20110321_100623_000000433100_00353_47350_0365.N1	21-MAR-2011 10:06:23	Dark	43.000	141	Bet Ara	2.8400	4600.0	86	47350	No
150	GOM_NL__2PRFIN20110321_100953_000000413100_00353_47350_0366.N1	21-MAR-2011 10:09:53	Dark	41.000	134	Bet TrA	2.8100	6600.0	82	47350	No
151	GOM_NL__2PRFIN20110321_101236_000000463100_00353_47350_0367.N1	21-MAR-2011 10:12:36	Dark	46.000	4	Alp1Cen	-0.010000	5800.0	92	47350	No
152	GOM_NL__2PRFIN20110321_101452_000000483100_00353_47350_0368.N1	21-MAR-2011 10:14:52	Dark	47.500	78	Alp Lup	2.3040	28000.	95	47350	No
153	GOM_NL__2PRFIN20110321_101623_000000513100_00353_47350_0369.N1	21-MAR-2011 10:16:23	Straylight	50.500	81	Eta Cen	2.3560	28000.	101	47350	No
154	GOM_NL__2PRFIN20110321_101835_000000433100_00353_47350_0370.N1	21-MAR-2011 10:18:35	Straylight	43.000	64	Gam Cen	2.2000	10600.	86	47350	No
155	GOM_NL__2PRFIN20110321_102056_000000473100_00353_47350_0371.N1	21-MAR-2011 10:20:56	Straylight	47.000	123	lot Cen	2.7500	10200.	94	47350	No
156	GOM_NL__2PRFIN20110321_102540_000000443100_00353_47350_0372.N1	21-MAR-2011 10:25:40	Straylight	44.000	169	46Gam Hya	2.9910	4700.0	88	47350	No
157	GOM_NL__2PRFIN20110321_102654_000000503100_00353_47350_0373.N1	21-MAR-2011 10:26:54	Straylight	49.500	171	2Eps Crv	3.0010	4250.0	99	47350	No
158	GOM_NL__2PRFIN20110321_102829_000000483100_00353_47350_0374.N1	21-MAR-2011 10:28:29	Twi_and_stray	48.000	100	4Gam Crv	2.5800	13100.	96	47350	No
159	GOM_NL__2PRFIN20110321_103857_000000433100_00353_47350_0375.N1	21-MAR-2011 10:38:57	Bright	43.000	62	94Bet Leo	2.1360	9700.0	86	47350	No
160	GOM_NL__2PRFIN20110321_104715_000000563100_00353_47350_0376.N1	21-MAR-2011 10:47:15	Bright	56.000	174	52Psi UMa	3.0040	4400.0	112	47350	No

161	GOM_NL__2PRFIN20110321_105030_000000383100_00353_47350_0377.N1	21-MAR-2011 10:50:30	Bright	37.500	82	48Bet UMa	2.3650	10600.	75	47350	No
162	GOM_NL__2PRFIN20110321_105200_000000383100_00353_47350_0378.N1	21-MAR-2011 10:52:00	Bright	38.000	36	50Alp UMa	1.8000	6300.0	76	47350	No
163	GOM_NL__2PRFIN20110321_105359_000000493100_00353_47350_0379.N1	21-MAR-2011 10:53:59	Bright	48.500	55	79Zet UMa	2.0600	10200.	97	47350	No
164	GOM_NL__2PRFIN20110321_105851_000000423100_00353_47350_0380.N1	21-MAR-2011 10:58:51	Bright	41.500	60	7Bet UMi	2.0810	3950.0	83	47350	No
165	GOM_NL__2PRFIN20110321_110231_000000483100_00353_47350_0381.N1	21-MAR-2011 11:02:31	Bright	47.500	119	14Eta Dra	2.7270	4700.0	95	47350	No
166	GOM_NL__2PRFIN20110321_111234_000000403100_00353_47350_0382.N1	21-MAR-2011 11:12:34	Bright	39.500	19	50Alp Cyg	1.2460	10500.	79	47350	No
167	GOM_NL__2PRFIN20110321_111409_000000413100_00353_47350_0383.N1	21-MAR-2011 11:14:09	Bright	40.500	66	37Gam Cyg	2.2080	5900.0	81	47350	No
168	GOM_NL__2PRFIN20110321_111557_000000383100_00353_47350_0384.N1	21-MAR-2011 11:15:57	Bright	38.000	92	53Eps Cyg	2.5000	4500.0	76	47350	No
169	GOM_NL__2PRFIN20110321_112443_000000553100_00353_47350_0385.N1	21-MAR-2011 11:24:43	Twilight	54.500	11	53Alp Aql	0.76500	8000.0	109	47350	No
170	GOM_NL__2PRFIN20110321_113525_000000483100_00353_47350_0386.N1	21-MAR-2011 11:35:25	Dark	47.500	155	41Pi Sgr	2.9000	6600.0	95	47350	No
171	GOM_NL__2PRFIN20110321_113731_000000503100_00353_47350_0387.N1	21-MAR-2011 11:37:31	Dark	50.000	57	34Sig Sgr	2.0660	26000.	100	47350	No
172	GOM_NL__2PRFIN20110321_113912_000000573100_00353_47350_0388.N1	21-MAR-2011 11:39:12	Dark	57.000	137	22Lam Sgr	2.8240	4400.0	114	47350	No
173	GOM_NL__2PRFIN20110321_114104_000000553100_00353_47350_0389.N1	21-MAR-2011 11:41:04	Dark	54.500	38	20Eps Sgr	1.8360	11000.	109	47350	No
174	GOM_NL__2PRFIN20110321_114638_000000483100_00354_47351_0452.N1	21-MAR-2011 11:46:38	Dark	48.000	141	Bet Ara	2.8400	4600.0	96	47351	No
175	GOM_NL__2PRFIN20110321_115008_000000403100_00354_47351_0453.N1	21-MAR-2011 11:50:08	Dark	40.000	134	Bet TrA	2.8100	6600.0	80	47351	No
176	GOM_NL__2PRFIN20110321_115251_000000553100_00354_47351_0454.N1	21-MAR-2011 11:52:51	Dark	55.000	4	Alp1Cen	-0.010000	5800.0	110	47351	No
177	GOM_NL__2PRFIN20110321_115506_000000463100_00354_47351_0455.N1	21-MAR-2011 11:55:06	Dark	45.500	78	Alp Lup	2.3040	28000.	91	47351	No
178	GOM_NL__2PRFIN20110321_115638_000000503100_00354_47351_0456.N1	21-MAR-2011 11:56:38	Straylight	50.000	81	Eta Cen	2.3560	28000.	100	47351	No
179	GOM_NL__2PRFIN20110321_115850_000000443100_00354_47351_0457.N1	21-MAR-2011 11:58:50	Straylight	43.500	64	Gam Cen	2.2000	10600.	87	47351	No
180	GOM_NL__2PRFIN20110321_120110_000000473100_00354_47351_0458.N1	21-MAR-2011 12:01:10	Straylight	46.500	123	lot Cen	2.7500	10200.	93	47351	No
181	GOM_NL__2PRFIN20110321_120554_000000443100_00354_47351_0459.N1	21-MAR-2011 12:05:54	Straylight	44.000	169	46Gam Hya	2.9910	4700.0	88	47351	No
182	GOM_NL__2PRFIN20110321_120708_000000513100_00354_47351_0460.N1	21-MAR-2011 12:07:08	Straylight	50.500	171	2Eps Crv	3.0010	4250.0	101	47351	No
183	GOM_NL__2PRFIN20110321_120843_000000443100_00354_47351_0461.N1	21-MAR-2011 12:08:43	Twilight	43.500	100	4Gam Crv	2.5800	13100.	87	47351	No
184	GOM_NL__2PRFIN20110321_121911_000000443100_00354_47351_0462.N1	21-MAR-2011 12:19:11	Bright	43.500	62	94Bet Leo	2.1360	9700.0	87	47351	No
185	GOM_NL__2PRFIN20110321_122728_000000403100_00354_47351_0463.N1	21-MAR-2011 12:27:28	Bright	40.000	174	52Psi UMa	3.0040	4400.0	80	47351	No
186	GOM_NL__2PRFIN20110321_123044_000000393100_00354_47351_0464.N1	21-MAR-2011 12:30:44	Bright	39.000	82	48Bet UMa	2.3650	10600.	78	47351	No
187	GOM_NL__2PRFIN20110321_123214_000000373100_00354_47351_0465.N1	21-MAR-2011 12:32:14	Bright	36.500	36	50Alp UMa	1.8000	6300.0	73	47351	No
188	GOM_NL__2PRFIN20110321_123412_000000693100_00354_47351_0466.N1	21-MAR-2011 12:34:12	Bright	69.000	55	79Zet UMa	2.0600	10200.	138	47351	No
189	GOM_NL__2PRFIN20110321_123905_000000403100_00354_47351_0467.N1	21-MAR-2011 12:39:05	Bright	40.000	60	7Bet UMi	2.0810	3950.0	80	47351	No
190	GOM_NL__2PRFIN20110321_124245_000000473100_00354_47351_0468.N1	21-MAR-2011 12:42:45	Bright	47.000	119	14Eta Dra	2.7270	4700.0	94	47351	No
191	GOM_NL__2PRFIN20110321_125248_000000393100_00354_47351_0469.N1	21-MAR-2011 12:52:48	Bright	39.000	19	50Alp Cyg	1.2460	10500.	78	47351	No
192	GOM_NL__2PRFIN20110321_125423_000000393100_00354_47351_0470.N1	21-MAR-2011 12:54:23	Bright	39.000	66	37Gam Cyg	2.2080	5900.0	78	47351	No
193	GOM_NL__2PRFIN20110321_125611_000000563100_00354_47351_0471.N1	21-MAR-2011 12:56:11	Bright	56.000	92	53Eps Cyg	2.5000	4500.0	112	47351	No
194	GOM_NL__2PRFIN20110321_130458_000000543100_00354_47351_0472.N1	21-MAR-2011 13:04:58	Twilight	53.500	11	53Alp Aql	0.76500	8000.0	107	47351	No
195	GOM_NL__2PRFIN20110321_131540_000000523100_00354_47351_0473.N1	21-MAR-2011 13:15:40	Dark	51.500	155	41Pi Sgr	2.9000	6600.0	103	47351	No
196	GOM_NL__2PRFIN20110321_131746_000000563100_00354_47351_0474.N1	21-MAR-2011 13:17:46	Dark	55.500	57	34Sig Sgr	2.0660	26000.	111	47351	No
197	GOM_NL__2PRFIN20110321_131927_000000633100_00354_47351_0475.N1	21-MAR-2011 13:19:27	Dark	63.000	137	22Lam Sgr	2.8240	4400.0	126	47351	No
198	GOM_NL__2PRFIN20110321_132119_000000503100_00354_47351_0476.N1	21-MAR-2011 13:21:19	Dark	49.500	38	20Eps Sgr	1.8360	11000.	99	47351	No
199	GOM_NL__2PRFIN20110321_132653_000000433100_00355_47352_0466.N1	21-MAR-2011 13:26:53	Dark	43.000	141	Bet Ara	2.8400	4600.0	86	47352	No
200	GOM_NL__2PRFIN20110321_133023_000000393100_00355_47352_0467.N1	21-MAR-2011 13:30:23	Dark	39.000	134	Bet TrA	2.8100	6600.0	78	47352	No
201	GOM_NL__2PRFIN20110321_133305_000000433100_00355_47352_0468.N1	21-MAR-2011 13:33:05	Dark	43.000	4	Alp1Cen	-0.010000	5800.0	86	47352	No
202	GOM_NL__2PRFIN20110321_133521_000000473100_00355_47352_0469.N1	21-MAR-2011 13:35:21	Dark	46.500	78	Alp Lup	2.3040	28000.	93	47352	No
203	GOM_NL__2PRFIN20110321_133653_000000493100_00355_47352_0470.N1	21-MAR-2011 13:36:53	Straylight	49.000	81	Eta Cen	2.3560	28000.	98	47352	No
204	GOM_NL__2PRFIN20110321_133904_000000413100_00355_47352_0471.N1	21-MAR-2011 13:39:04	Straylight	40.500	64	Gam Cen	2.2000	10600.	81	47352	No
205	GOM_NL__2PRFIN20110321_134125_000000513100_00355_47352_0472.N1	21-MAR-2011 13:41:25	Straylight	50.500	123	lot Cen	2.7500	10200.	101	47352	No
206	GOM_NL__2PRFIN20110321_134647_000000483100_00355_47352_0473.N1	21-MAR-2011 13:46:47	Straylight	48.000	106	9Bet Crv	2.6480	5600.0	96	47352	No
207	GOM_NL__2PRFIN20110321_134857_000000493100_00355_47352_0474.N1	21-MAR-2011 13:48:57	Twilight	48.500	100	4Gam Crv	2.5800	13100.	97	47352	No
208	GOM_NL__2PRFIN20110321_135925_000000433100_00355_47352_0475.N1	21-MAR-2011 13:59:25	Bright	42.500	62	94Bet Leo	2.1360	9700.0	85	47352	No
209	GOM_NL__2PRFIN20110321_140742_000000403100_00355_47352_0476.N1	21-MAR-2011 14:07:42	Bright	39.500	174	52Psi UMa	3.0040	4400.0	79	47352	No
210	GOM_NL__2PRFIN20110321_141057_000000373100_00355_47352_0477.N1	21-MAR-2011 14:10:57	Bright	37.000	82	48Bet UMa	2.3650	10600.	74	47352	No
211	GOM_NL__2PRFIN20110321_141228_000000383100_00355_47352_0478.N1	21-MAR-2011 14:12:28	Bright	37.500	36	50Alp UMa	1.8000	6300.0	75	47352	No
212	GOM_NL__2PRFIN20110321_141426_000000453100_00355_47352_0479.N1	21-MAR-2011 14:14:26	Bright	45.000	55	79Zet UMa	2.0600	10200.	90	47352	No
213	GOM_NL__2PRFIN20110321_141918_000000373100_00355_47352_0480.N1	21-MAR-2011 14:19:18	Bright	36.500	60	7Bet UMi	2.0810	3950.0	73	47352	No
214	GOM_NL__2PRFIN20110321_142258_000000493100_00355_47352_0481.N1	21-MAR-2011 14:22:58	Bright	48.500	119	14Eta Dra	2.7270	4700.0	97	47352	No
215	GOM_NL__2PRFIN20110321_143303_000000373100_00355_47352_0482.N1	21-MAR-2011 14:33:03	Bright	37.000	19	50Alp Cyg	1.2460	10500.	74	47352	No
216	GOM_NL__2PRFIN20110321_143437_000000583100_00355_47352_0483.N1	21-MAR-2011 14:34:37	Bright	57.500	66	37Gam Cyg	2.2080	5900.0	115	47352	No
217	GOM_NL__2PRFIN20110321_143626_000000373100_00355_47352_0484.N1	21-MAR-2011 14:36:26	Bright	37.000	92	53Eps Cyg	2.5000	4500.0	74	47352	No
218	GOM_NL__2PRFIN20110321_144512_000000603100_00355_47352_0485.N1	21-MAR-2011 14:45:12	Twilight	60.000	11	53Alp Aql	0.76500	8000.0	120	47352	No
219	GOM_NL__2PRFIN20110321_145555_000000553100_00355_47352_0486.N1	21-MAR-2011 14:55:55	Dark	55.000	155	41Pi Sgr	2.9000	6600.0	110	47352	No

220	GOM_NL__2PRFIN20110321_145801_000000483100_00355_47352_0487.N1	21-MAR-2011 14:58:01	Dark	48.000	57	34Sig Sgr	2.0660	26000.	96	47352	No
221	GOM_NL__2PRFIN20110321_145943_000000563100_00355_47352_0488.N1	21-MAR-2011 14:59:43	Dark	55.500	137	22Lam Sgr	2.8240	4400.0	111	47352	No
222	GOM_NL__2PRFIN20110321_150134_000000503100_00355_47352_0489.N1	21-MAR-2011 15:01:34	Dark	49.500	38	20Eps Sgr	1.8360	11000.	99	47352	No
223	GOM_NL__2PRFIN20110321_150707_000000453100_00356_47353_0498.N1	21-MAR-2011 15:07:07	Dark	44.500	141	Bet Ara	2.8400	4600.0	89	47353	No
224	GOM_NL__2PRFIN20110321_151037_000000413100_00356_47353_0499.N1	21-MAR-2011 15:10:37	Dark	41.000	134	Bet TrA	2.8100	6600.0	82	47353	No
225	GOM_NL__2PRFIN20110321_151320_000000473100_00356_47353_0500.N1	21-MAR-2011 15:13:20	Dark	47.000	4	Alp1Cen	-0.010000	5800.0	94	47353	No
226	GOM_NL__2PRFIN20110321_151536_000000463100_00356_47353_0501.N1	21-MAR-2011 15:15:36	Dark	46.000	78	Alp Lup	2.3040	28000.	92	47353	No
227	GOM_NL__2PRFIN20110321_151707_000000493100_00356_47353_0502.N1	21-MAR-2011 15:17:07	Straylight	48.500	81	Eta Cen	2.3560	28000.	97	47353	No
228	GOM_NL__2PRFIN20110321_151918_000000413100_00356_47353_0503.N1	21-MAR-2011 15:19:18	Straylight	40.500	64	Gam Cen	2.2000	10600.	81	47353	No
229	GOM_NL__2PRFIN20110321_152139_000000493100_00356_47353_0504.N1	21-MAR-2011 15:21:39	Straylight	49.000	123	lot Cen	2.7500	10200.	98	47353	No
230	GOM_NL__2PRFIN20110321_152702_000000533100_00356_47353_0505.N1	21-MAR-2011 15:27:02	Straylight	53.000	106	9Bet Crv	2.6480	5600.0	106	47353	No
231	GOM_NL__2PRFIN20110321_152911_000000463100_00356_47353_0506.N1	21-MAR-2011 15:29:11	Tw_i_and_stray	46.000	100	4Gam Crv	2.5800	13100.	92	47353	No
232	GOM_NL__2PRFIN20110321_153938_000000433100_00356_47353_0507.N1	21-MAR-2011 15:39:38	Bright	43.000	62	94Bet Leo	2.1360	9700.0	86	47353	No
233	GOM_NL__2PRFIN20110321_154756_000000393100_00356_47353_0508.N1	21-MAR-2011 15:47:56	Bright	38.500	174	52Psi UMa	3.0040	4400.0	77	47353	No
234	GOM_NL__2PRFIN20110321_155111_000000373100_00356_47353_0509.N1	21-MAR-2011 15:51:11	Bright	36.500	82	48Bet UMa	2.3650	10600.	73	47353	No
235	GOM_NL__2PRFIN20110321_155242_000000393100_00356_47353_0510.N1	21-MAR-2011 15:52:42	Bright	38.500	36	50Alp UMa	1.8000	6300.0	77	47353	No
236	GOM_NL__2PRFIN20110321_155439_000000473100_00356_47353_0511.N1	21-MAR-2011 15:54:39	Bright	46.500	55	79Zet UMa	2.0600	10200.	93	47353	No
237	GOM_NL__2PRFIN20110321_155932_000000423100_00356_47353_0512.N1	21-MAR-2011 15:59:32	Bright	41.500	60	7Bet UMi	2.0810	3950.0	83	47353	No
238	GOM_NL__2PRFIN20110321_160312_000000483100_00356_47353_0513.N1	21-MAR-2011 16:03:12	Bright	48.000	119	14Eta Dra	2.7270	4700.0	96	47353	No
239	GOM_NL__2PRFIN20110321_161317_000000363100_00356_47353_0514.N1	21-MAR-2011 16:13:17	Bright	36.000	19	50Alp Cyg	1.2460	10500.	72	47353	No
240	GOM_NL__2PRFIN20110321_161451_000000383100_00356_47353_0515.N1	21-MAR-2011 16:14:51	Bright	38.000	66	37Gam Cyg	2.2080	5900.0	76	47353	No
241	GOM_NL__2PRFIN20110321_161640_000000563100_00356_47353_0516.N1	21-MAR-2011 16:16:40	Bright	56.000	92	53Eps Cyg	2.5000	4500.0	112	47353	No
242	GOM_NL__2PRFIN20110321_162527_000000543100_00356_47353_0517.N1	21-MAR-2011 16:25:27	Tw_i_and_stray	54.000	11	53Alp Aql	0.76500	8000.0	108	47353	No
243	GOM_NL__2PRFIN20110321_163610_000000503100_00356_47353_0518.N1	21-MAR-2011 16:36:10	Dark	50.000	155	41Pi Sgr	2.9000	6600.0	100	47353	No
244	GOM_NL__2PRFIN20110321_163816_000000503100_00356_47353_0519.N1	21-MAR-2011 16:38:16	Dark	50.000	57	34Sig Sgr	2.0660	26000.	100	47353	No
245	GOM_NL__2PRFIN20110321_163958_000000553100_00356_47353_0520.N1	21-MAR-2011 16:39:58	Dark	54.500	137	22Lam Sgr	2.8240	4400.0	109	47353	No
246	GOM_NL__2PRFIN20110321_164149_000000513100_00356_47353_0521.N1	21-MAR-2011 16:41:49	Dark	51.000	38	20Eps Sgr	1.8360	11000.	102	47353	No
247	GOM_NL__2PRFIN20110321_164722_000000433100_00357_47354_0535.N1	21-MAR-2011 16:47:22	Dark	42.500	141	Bet Ara	2.8400	4600.0	85	47354	No
248	GOM_NL__2PRFIN20110321_165052_000000393100_00357_47354_0536.N1	21-MAR-2011 16:50:52	Dark	38.500	134	Bet TrA	2.8100	6600.0	77	47354	No
249	GOM_NL__2PRFIN20110321_165335_000000553100_00357_47354_0537.N1	21-MAR-2011 16:53:35	Dark	55.000	4	Alp1Cen	-0.010000	5800.0	110	47354	No
250	GOM_NL__2PRFIN20110321_165551_000000463100_00357_47354_0538.N1	21-MAR-2011 16:55:51	Dark	45.500	78	Alp Lup	2.3040	28000.	91	47354	No
251	GOM_NL__2PRFIN20110321_165722_000000523100_00357_47354_0539.N1	21-MAR-2011 16:57:22	Straylight	52.000	81	Eta Cen	2.3560	28000.	104	47354	No
252	GOM_NL__2PRFIN20110321_165933_000000453100_00357_47354_0540.N1	21-MAR-2011 16:59:33	Straylight	45.000	64	Gam Cen	2.2000	10600.	90	47354	No
253	GOM_NL__2PRFIN20110321_170154_000000483100_00357_47354_0541.N1	21-MAR-2011 17:01:54	Straylight	48.000	123	lot Cen	2.7500	10200.	96	47354	No
254	GOM_NL__2PRFIN20110321_170716_000000503100_00357_47354_0542.N1	21-MAR-2011 17:07:16	Straylight	50.000	106	9Bet Crv	2.6480	5600.0	100	47354	No
255	GOM_NL__2PRFIN20110321_170925_000000493100_00357_47354_0543.N1	21-MAR-2011 17:09:25	Tw_i_and_stray	49.000	100	4Gam Crv	2.5800	13100.	98	47354	No
256	GOM_NL__2PRFIN20110321_171952_000000443100_00357_47354_0544.N1	21-MAR-2011 17:19:52	Bright	43.500	62	94Bet Leo	2.1360	9700.0	87	47354	No
257	GOM_NL__2PRFIN20110321_172810_000000383100_00357_47354_0545.N1	21-MAR-2011 17:28:10	Bright	37.500	174	52Psi UMa	3.0040	4400.0	75	47354	No
258	GOM_NL__2PRFIN20110321_173125_000000373100_00357_47354_0546.N1	21-MAR-2011 17:31:25	Bright	37.000	82	48Bet UMa	2.3650	10600.	74	47354	No
259	GOM_NL__2PRFIN20110321_173256_000000393100_00357_47354_0547.N1	21-MAR-2011 17:32:56	Bright	39.000	36	50Alp UMa	1.8000	6300.0	78	47354	No
260	GOM_NL__2PRFIN20110321_173452_000000643100_00357_47354_0548.N1	21-MAR-2011 17:34:52	Bright	64.000	55	79Zet UMa	2.0600	10200.	128	47354	No
261	GOM_NL__2PRFIN20110321_173946_000000463100_00357_47354_0549.N1	21-MAR-2011 17:39:46	Bright	46.000	60	7Bet UMi	2.0810	3950.0	92	47354	No
262	GOM_NL__2PRFIN20110321_174325_000000513100_00357_47354_0550.N1	21-MAR-2011 17:43:25	Bright	50.500	119	14Eta Dra	2.7270	4700.0	101	47354	No
263	GOM_NL__2PRFIN20110321_175331_000000383100_00357_47354_0551.N1	21-MAR-2011 17:53:31	Bright	38.000	19	50Alp Cyg	1.2460	10500.	76	47354	No
264	GOM_NL__2PRFIN20110321_175506_000000413100_00357_47354_0552.N1	21-MAR-2011 17:55:06	Bright	41.000	66	37Gam Cyg	2.2080	5900.0	82	47354	No
265	GOM_NL__2PRFIN20110321_175654_000000563100_00357_47354_0553.N1	21-MAR-2011 17:56:54	Bright	56.000	92	53Eps Cyg	2.5000	4500.0	112	47354	No
266	GOM_NL__2PRFIN20110321_180541_000000553100_00357_47354_0554.N1	21-MAR-2011 18:05:41	Tw_i_and_stray	55.000	11	53Alp Aql	0.76500	8000.0	110	47354	No
267	GOM_NL__2PRFIN20110321_181625_000000543100_00357_47354_0555.N1	21-MAR-2011 18:16:25	Dark	54.000	155	41Pi Sgr	2.9000	6600.0	108	47354	No
268	GOM_NL__2PRFIN20110321_181831_000000483100_00357_47354_0556.N1	21-MAR-2011 18:18:31	Dark	47.500	57	34Sig Sgr	2.0660	26000.	95	47354	No
269	GOM_NL__2PRFIN20110321_182013_000000543100_00357_47354_0557.N1	21-MAR-2011 18:20:13	Dark	53.500	137	22Lam Sgr	2.8240	4400.0	107	47354	No
270	GOM_NL__2PRFIN20110321_182204_000000493100_00357_47354_0558.N1	21-MAR-2011 18:22:04	Dark	48.500	38	20Eps Sgr	1.8360	11000.	97	47354	No
271	GOM_NL__2PRFIN20110321_182737_000000423100_00358_47355_0558.N1	21-MAR-2011 18:27:37	Dark	42.000	141	Bet Ara	2.8400	4600.0	84	47355	No
272	GOM_NL__2PRFIN20110321_183106_000000413100_00358_47355_0559.N1	21-MAR-2011 18:31:06	Dark	41.000	134	Bet TrA	2.8100	6600.0	82	47355	No
273	GOM_NL__2PRFIN20110321_183349_000000573100_00358_47355_0560.N1	21-MAR-2011 18:33:49	Dark	57.000	4	Alp1Cen	-0.010000	5800.0	114	47355	No
274	GOM_NL__2PRFIN20110321_183606_000000473100_00358_47355_0561.N1	21-MAR-2011 18:36:06	Dark	46.500	78	Alp Lup	2.3040	28000.	93	47355	No
275	GOM_NL__2PRFIN20110321_183737_000000503100_00358_47355_0562.N1	21-MAR-2011 18:37:37	Straylight	50.000	81	Eta Cen	2.3560	28000.	100	47355	No
276	GOM_NL__2PRFIN20110321_183947_000000443100_00358_47355_0563.N1	21-MAR-2011 18:39:47	Straylight	44.000	64	Gam Cen	2.2000	10600.	88	47355	No
277	GOM_NL__2PRFIN20110321_184208_000000503100_00358_47355_0564.N1	21-MAR-2011 18:42:08	Straylight	50.000	123	lot Cen	2.7500	10200.	100	47355	No
278	GOM_NL__2PRFIN20110321_184730_000000533100_00358_47355_0565.N1	21-MAR-2011 18:47:30	Straylight	53.000	106	9Bet Crv	2.6480	5600.0	106	47355	No

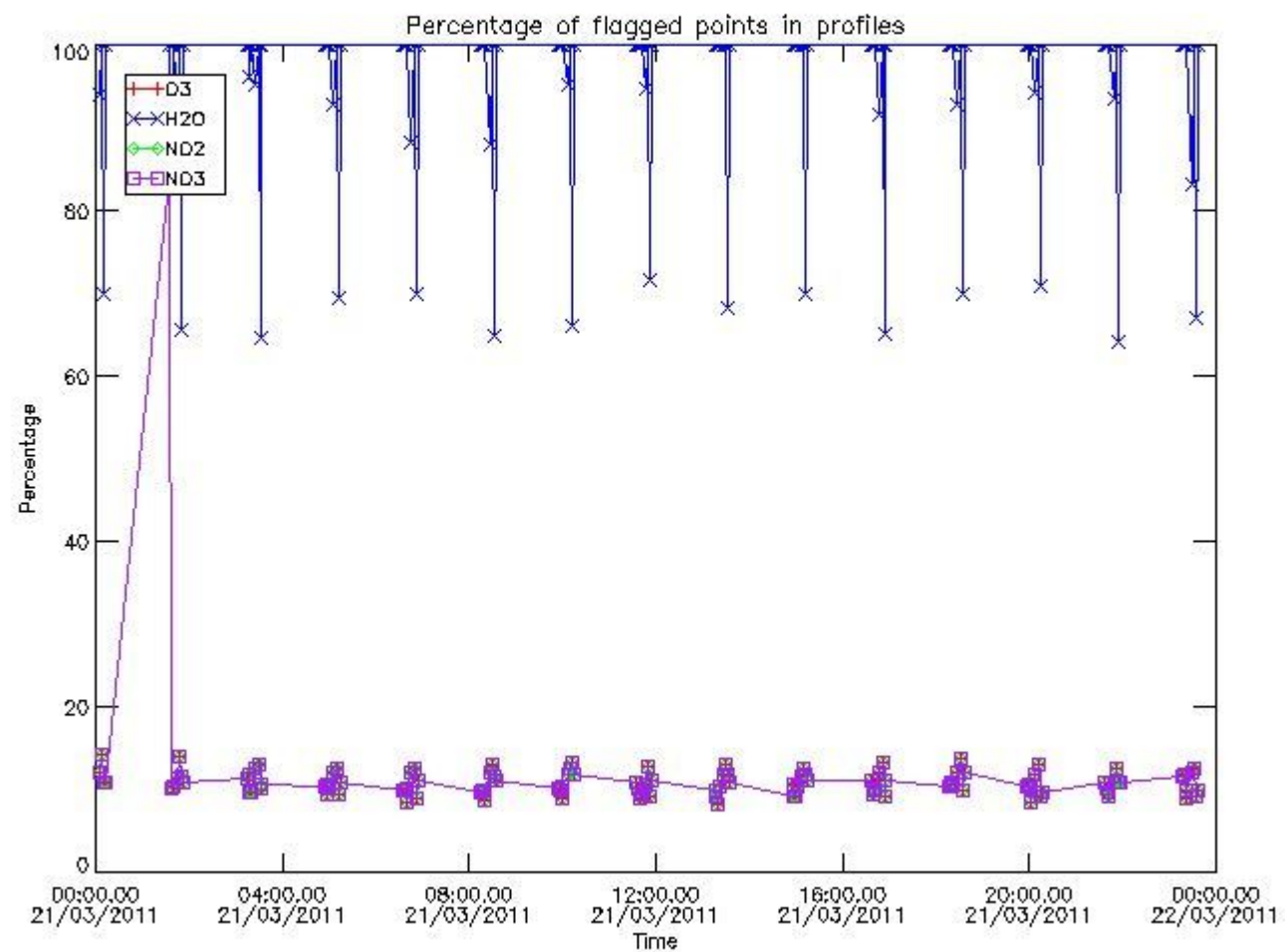
279	GOM_NL__2PRFIN20110321_184939_000000493100_00358_47355_0566.N1	21-MAR-2011 18:49:39	Twilight	48.500	100	4Gam Crv	2.5800	13100.	97	47355	No
280	GOM_NL__2PRFIN20110321_190006_000000433100_00358_47355_0567.N1	21-MAR-2011 19:00:06	Bright	43.000	62	94Bet Leo	2.1360	9700.0	86	47355	No
281	GOM_NL__2PRFIN20110321_190824_000000393100_00358_47355_0568.N1	21-MAR-2011 19:08:24	Bright	38.500	174	52Psi UMa	3.0040	4400.0	77	47355	No
282	GOM_NL__2PRFIN20110321_191139_000000553100_00358_47355_0569.N1	21-MAR-2011 19:11:39	Bright	55.000	82	48Bet UMa	2.3650	10600.	110	47355	No
283	GOM_NL__2PRFIN20110321_191310_000000403100_00358_47355_0570.N1	21-MAR-2011 19:13:10	Bright	39.500	36	50Alp UMa	1.8000	6300.0	79	47355	No
284	GOM_NL__2PRFIN20110321_191506_000000573100_00358_47355_0571.N1	21-MAR-2011 19:15:06	Bright	56.500	55	79Zet UMa	2.0600	10200.	113	47355	No
285	GOM_NL__2PRFIN20110321_191959_000000413100_00358_47355_0572.N1	21-MAR-2011 19:19:59	Bright	40.500	60	7Bet UMi	2.0810	3950.0	81	47355	No
286	GOM_NL__2PRFIN20110321_192338_000000493100_00358_47355_0573.N1	21-MAR-2011 19:23:38	Bright	48.500	119	14Eta Dra	2.7270	4700.0	97	47355	No
287	GOM_NL__2PRFIN20110321_193344_000000373100_00358_47355_0574.N1	21-MAR-2011 19:33:44	Bright	36.500	19	50Alp Cyg	1.2460	10500.	73	47355	No
288	GOM_NL__2PRFIN20110321_193520_000000393100_00358_47355_0575.N1	21-MAR-2011 19:35:20	Bright	38.500	66	37Gam Cyg	2.2080	5900.0	77	47355	No
289	GOM_NL__2PRFIN20110321_193708_000000373100_00358_47355_0576.N1	21-MAR-2011 19:37:08	Bright	36.500	92	53Eps Cyg	2.5000	4500.0	73	47355	No
290	GOM_NL__2PRFIN20110321_194556_000000573100_00358_47355_0577.N1	21-MAR-2011 19:45:56	Twilight	57.000	11	53Alp Aql	0.76500	8000.0	114	47355	No
291	GOM_NL__2PRFIN20110321_195640_000000503100_00358_47355_0578.N1	21-MAR-2011 19:56:40	Dark	49.500	155	41Pi Sgr	2.9000	6600.0	99	47355	No
292	GOM_NL__2PRFIN20110321_195846_000000493100_00358_47355_0579.N1	21-MAR-2011 19:58:46	Dark	48.500	57	34Sig Sgr	2.0660	26000.	97	47355	No
293	GOM_NL__2PRFIN20110321_200029_000000673100_00358_47355_0580.N1	21-MAR-2011 20:00:29	Dark	67.000	137	22Lam Sgr	2.8240	4400.0	134	47355	No
294	GOM_NL__2PRFIN20110321_200219_000000513100_00358_47355_0581.N1	21-MAR-2011 20:02:19	Dark	50.500	38	20Eps Sgr	1.8360	11000.	101	47355	No
295	GOM_NL__2PRFIN20110321_200752_000000443100_00359_47356_0608.N1	21-MAR-2011 20:07:52	Dark	43.500	141	Bet Ara	2.8400	4600.0	87	47356	No
296	GOM_NL__2PRFIN20110321_201121_000000393100_00359_47356_0609.N1	21-MAR-2011 20:11:21	Dark	39.000	134	Bet TrA	2.8100	6600.0	78	47356	No
297	GOM_NL__2PRFIN20110321_201404_000000563100_00359_47356_0610.N1	21-MAR-2011 20:14:04	Dark	55.500	4	Alp1Cen	-0.010000	5800.0	111	47356	No
298	GOM_NL__2PRFIN20110321_201620_000000543100_00359_47356_0611.N1	21-MAR-2011 20:16:20	Dark	53.500	78	Alp Lup	2.3040	28000.	107	47356	No
299	GOM_NL__2PRFIN20110321_201752_000000553100_00359_47356_0612.N1	21-MAR-2011 20:17:52	Straylight	55.000	81	Eta Cen	2.3560	28000.	110	47356	No
300	GOM_NL__2PRFIN20110321_202002_000000443100_00359_47356_0613.N1	21-MAR-2011 20:20:02	Straylight	44.000	64	Gam Cen	2.2000	10600.	88	47356	No
301	GOM_NL__2PRFIN20110321_202223_000000493100_00359_47356_0614.N1	21-MAR-2011 20:22:23	Straylight	48.500	123	lot Cen	2.7500	10200.	97	47356	No
302	GOM_NL__2PRFIN20110321_202745_000000523100_00359_47356_0615.N1	21-MAR-2011 20:27:45	Straylight	52.000	106	9Bet Crv	2.6480	5600.0	104	47356	No
303	GOM_NL__2PRFIN20110321_202954_000000483100_00359_47356_0616.N1	21-MAR-2011 20:29:54	Twilight	48.000	100	4Gam Crv	2.5800	13100.	96	47356	No
304	GOM_NL__2PRFIN20110321_204020_000000443100_00359_47356_0617.N1	21-MAR-2011 20:40:20	Bright	43.500	62	94Bet Leo	2.1360	9700.0	87	47356	No
305	GOM_NL__2PRFIN20110321_204838_000000383100_00359_47356_0618.N1	21-MAR-2011 20:48:38	Bright	38.000	174	52Psi UMa	3.0040	4400.0	76	47356	No
306	GOM_NL__2PRFIN20110321_205153_000000383100_00359_47356_0619.N1	21-MAR-2011 20:51:53	Bright	37.500	82	48Bet UMa	2.3650	10600.	75	47356	No
307	GOM_NL__2PRFIN20110321_205324_000000403100_00359_47356_0620.N1	21-MAR-2011 20:53:24	Bright	39.500	36	50Alp UMa	1.8000	6300.0	79	47356	No
308	GOM_NL__2PRFIN20110321_205519_000000463100_00359_47356_0621.N1	21-MAR-2011 20:55:19	Bright	45.500	55	79Zet UMa	2.0600	10200.	91	47356	No
309	GOM_NL__2PRFIN20110321_210013_000000423100_00359_47356_0622.N1	21-MAR-2011 21:00:13	Bright	42.000	60	7Bet UMi	2.0810	3950.0	84	47356	No
310	GOM_NL__2PRFIN20110321_210351_000000493100_00359_47356_0623.N1	21-MAR-2011 21:03:51	Bright	49.000	119	14Eta Dra	2.7270	4700.0	98	47356	No
311	GOM_NL__2PRFIN20110321_211359_000000453100_00359_47356_0624.N1	21-MAR-2011 21:13:59	Bright	45.000	19	50Alp Cyg	1.2460	10500.	90	47356	No
312	GOM_NL__2PRFIN20110321_211534_000000563100_00359_47356_0625.N1	21-MAR-2011 21:15:34	Bright	55.500	66	37Gam Cyg	2.2080	5900.0	111	47356	No
313	GOM_NL__2PRFIN20110321_211722_000000533100_00359_47356_0626.N1	21-MAR-2011 21:17:22	Bright	52.500	92	53Eps Cyg	2.5000	4500.0	105	47356	No
314	GOM_NL__2PRFIN20110321_212610_000000553100_00359_47356_0627.N1	21-MAR-2011 21:26:10	Twilight	55.000	11	53Alp Aql	0.76500	8000.0	110	47356	No
315	GOM_NL__2PRFIN20110321_213655_000000483100_00359_47356_0628.N1	21-MAR-2011 21:36:55	Dark	47.500	155	41Pi Sgr	2.9000	6600.0	95	47356	No
316	GOM_NL__2PRFIN20110321_213901_000000503100_00359_47356_0629.N1	21-MAR-2011 21:39:01	Dark	50.000	57	34Sig Sgr	2.0660	26000.	100	47356	No
317	GOM_NL__2PRFIN20110321_214044_000000563100_00359_47356_0630.N1	21-MAR-2011 21:40:44	Dark	56.000	137	22Lam Sgr	2.8240	4400.0	112	47356	No
318	GOM_NL__2PRFIN20110321_214235_000000543100_00359_47356_0631.N1	21-MAR-2011 21:42:35	Dark	53.500	38	20Eps Sgr	1.8360	11000.	107	47356	No
319	GOM_NL__2PRFIN20110321_214806_000000473100_00360_47357_0619.N1	21-MAR-2011 21:48:06	Dark	46.500	141	Bet Ara	2.8400	4600.0	93	47357	No
320	GOM_NL__2PRFIN20110321_215135_000000413100_00360_47357_0620.N1	21-MAR-2011 21:51:35	Dark	41.000	134	Bet TrA	2.8100	6600.0	82	47357	No
321	GOM_NL__2PRFIN20110321_215418_000000473100_00360_47357_0621.N1	21-MAR-2011 21:54:18	Dark	46.500	4	Alp1Cen	-0.010000	5800.0	93	47357	No
322	GOM_NL__2PRFIN20110321_215635_000000473100_00360_47357_0622.N1	21-MAR-2011 21:56:35	Dark	47.000	78	Alp Lup	2.3040	28000.	94	47357	No
323	GOM_NL__2PRFIN20110321_215807_000000503100_00360_47357_0623.N1	21-MAR-2011 21:58:07	Straylight	49.500	81	Eta Cen	2.3560	28000.	99	47357	No
324	GOM_NL__2PRFIN20110321_220016_000000433100_00360_47357_0624.N1	21-MAR-2011 22:00:16	Straylight	43.000	64	Gam Cen	2.2000	10600.	86	47357	No
325	GOM_NL__2PRFIN20110321_220237_000000493100_00360_47357_0625.N1	21-MAR-2011 22:02:37	Straylight	49.000	123	lot Cen	2.7500	10200.	98	47357	No
326	GOM_NL__2PRFIN20110321_220759_000000513100_00360_47357_0626.N1	21-MAR-2011 22:07:59	Straylight	50.500	106	9Bet Crv	2.6480	5600.0	101	47357	No
327	GOM_NL__2PRFIN20110321_221008_000000463100_00360_47357_0627.N1	21-MAR-2011 22:10:08	Twilight	45.500	100	4Gam Crv	2.5800	13100.	91	47357	No
328	GOM_NL__2PRFIN20110321_222033_000000503100_00360_47357_0628.N1	21-MAR-2011 22:20:33	Bright	50.000	62	94Bet Leo	2.1360	9700.0	100	47357	No
329	GOM_NL__2PRFIN20110321_222851_000000383100_00360_47357_0629.N1	21-MAR-2011 22:28:51	Bright	38.000	174	52Psi UMa	3.0040	4400.0	76	47357	No
330	GOM_NL__2PRFIN20110321_223207_000000373100_00360_47357_0630.N1	21-MAR-2011 22:32:07	Bright	37.000	82	48Bet UMa	2.3650	10600.	74	47357	No
331	GOM_NL__2PRFIN20110321_223337_000000383100_00360_47357_0631.N1	21-MAR-2011 22:33:37	Bright	37.500	36	50Alp UMa	1.8000	6300.0	75	47357	No
332	GOM_NL__2PRFIN20110321_223532_000000463100_00360_47357_0632.N1	21-MAR-2011 22:35:32	Bright	46.000	55	79Zet UMa	2.0600	10200.	92	47357	No
333	GOM_NL__2PRFIN20110321_224027_000000403100_00360_47357_0633.N1	21-MAR-2011 22:40:27	Bright	40.000	60	7Bet UMi	2.0810	3950.0	80	47357	No
334	GOM_NL__2PRFIN20110321_224405_000000493100_00360_47357_0634.N1	21-MAR-2011 22:44:05	Bright	48.500	119	14Eta Dra	2.7270	4700.0	97	47357	No
335	GOM_NL__2PRFIN20110321_225413_000000363100_00360_47357_0635.N1	21-MAR-2011 22:54:13	Bright	36.000	19	50Alp Cyg	1.2460	10500.	72	47357	No
336	GOM_NL__2PRFIN20110321_225548_000000413100_00360_47357_0636.N1	21-MAR-2011 22:55:48	Bright	41.000	66	37Gam Cyg	2.2080	5900.0	82	47357	No
337	GOM_NL__2PRFIN20110321_225736_000000563100_00360_47357_0637.N1	21-MAR-2011 22:57:36	Bright	56.000	92	53Eps Cyg	2.5000	4500.0	112	47357	No

338	GOM_NL__2PRFIN20110321_230625_000000583100_00360_47357_0638.N1	21-MAR-2011 23:06:25	Twilight_stray	58.000	11	53Alp Aql	0.76500	8000.0	116	47357	No
339	GOM_NL__2PRFIN20110321_231709_000000493100_00360_47357_0639.N1	21-MAR-2011 23:17:09	Dark	48.500	155	41Pi Sgr	2.9000	6600.0	97	47357	No
340	GOM_NL__2PRFIN20110321_231916_000000473100_00360_47357_0640.N1	21-MAR-2011 23:19:16	Dark	47.000	57	34Sig Sgr	2.0660	26000.	94	47357	No
341	GOM_NL__2PRFIN20110321_232059_000000573100_00360_47357_0641.N1	21-MAR-2011 23:20:59	Dark	56.500	137	22Lam Sgr	2.8240	4400.0	113	47357	No
342	GOM_NL__2PRFIN20110321_232250_000000513100_00360_47357_0642.N1	21-MAR-2011 23:22:50	Dark	51.000	38	20Eps Sgr	1.8360	11000.	102	47357	No
343	GOM_NL__2PRFIN20110321_232821_000000423100_00361_47358_0633.N1	21-MAR-2011 23:28:21	Dark	42.000	141	Bet Ara	2.8400	4600.0	84	47358	No
344	GOM_NL__2PRFIN20110321_233150_000000413100_00361_47358_0634.N1	21-MAR-2011 23:31:50	Dark	41.000	134	Bet TrA	2.8100	6600.0	82	47358	No
345	GOM_NL__2PRFIN20110321_233433_000000553100_00361_47358_0635.N1	21-MAR-2011 23:34:33	Dark	55.000	4	Alp1Cen	-0.010000	5800.0	110	47358	No
346	GOM_NL__2PRFIN20110321_233650_000000523100_00361_47358_0636.N1	21-MAR-2011 23:36:50	Dark	52.000	78	Alp Lup	2.3040	28000.	104	47358	No
347	GOM_NL__2PRFIN20110321_233821_000000533100_00361_47358_0637.N1	21-MAR-2011 23:38:21	Straylight	52.500	81	Eta Cen	2.3560	28000.	105	47358	No
348	GOM_NL__2PRFIN20110321_234031_000000453100_00361_47358_0638.N1	21-MAR-2011 23:40:31	Straylight	45.000	64	Gam Cen	2.2000	10600.	90	47358	No
349	GOM_NL__2PRFIN20110321_234252_000000493100_00361_47358_0639.N1	21-MAR-2011 23:42:52	Straylight	48.500	123	Iot Cen	2.7500	10200.	97	47358	No
350	GOM_NL__2PRFIN20110321_234813_000000533100_00361_47358_0640.N1	21-MAR-2011 23:48:13	Straylight	52.500	106	9Bet Crv	2.6480	5600.0	105	47358	No
351	GOM_NL__2PRFIN20110321_235022_000000483100_00361_47358_0641.N1	21-MAR-2011 23:50:22	Twilight_stray	48.000	100	4Gam Crv	2.5800	13100.	96	47358	No

3. Quality information per product

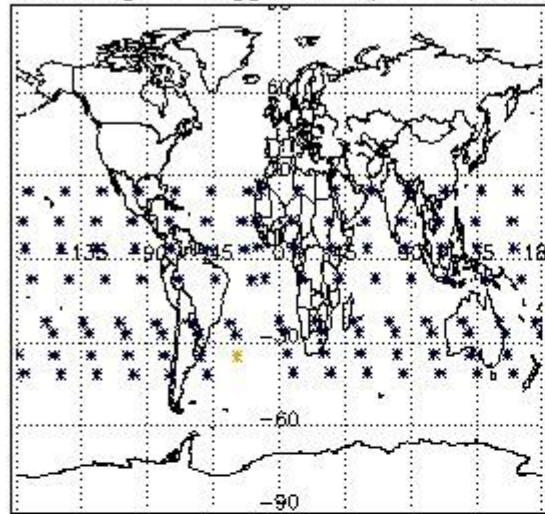
In this section it is plotted some information contained in the Quality Summary data set of the level 2 products. Only products in dark limb conditions and without errors (error flag in the MPH set to "0") are used.

3.1 Plot quality information per product (time dependant)

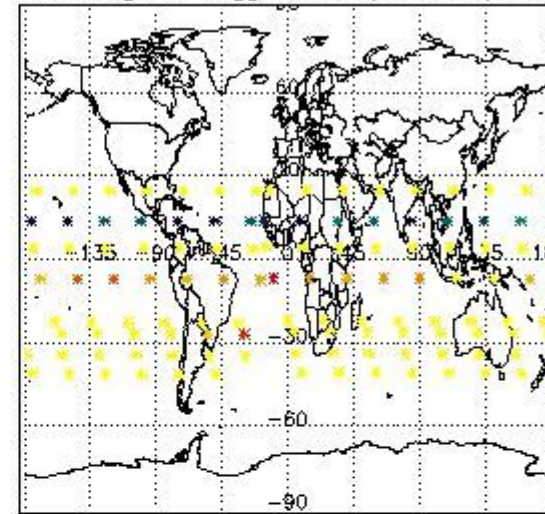


3.2 Plot quality information per product (world map)

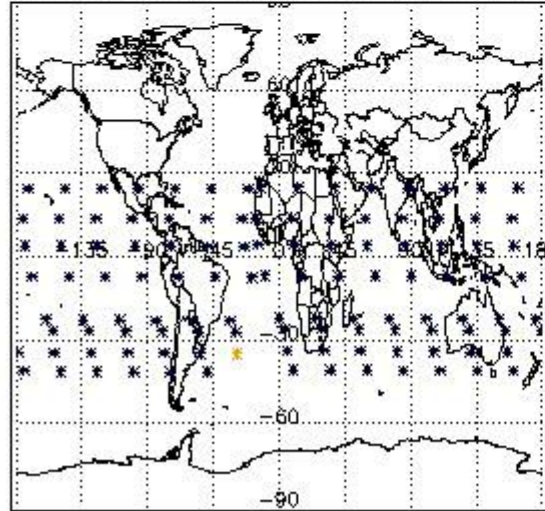
Percentage of flagged data per O3 profile



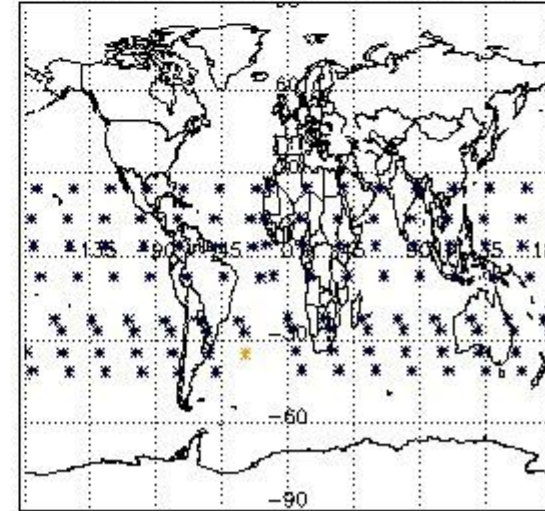
Percentage of flagged data per H2O profile



Percentage of flagged data per NO2 profile



Percentage of flagged data per NO3 profile

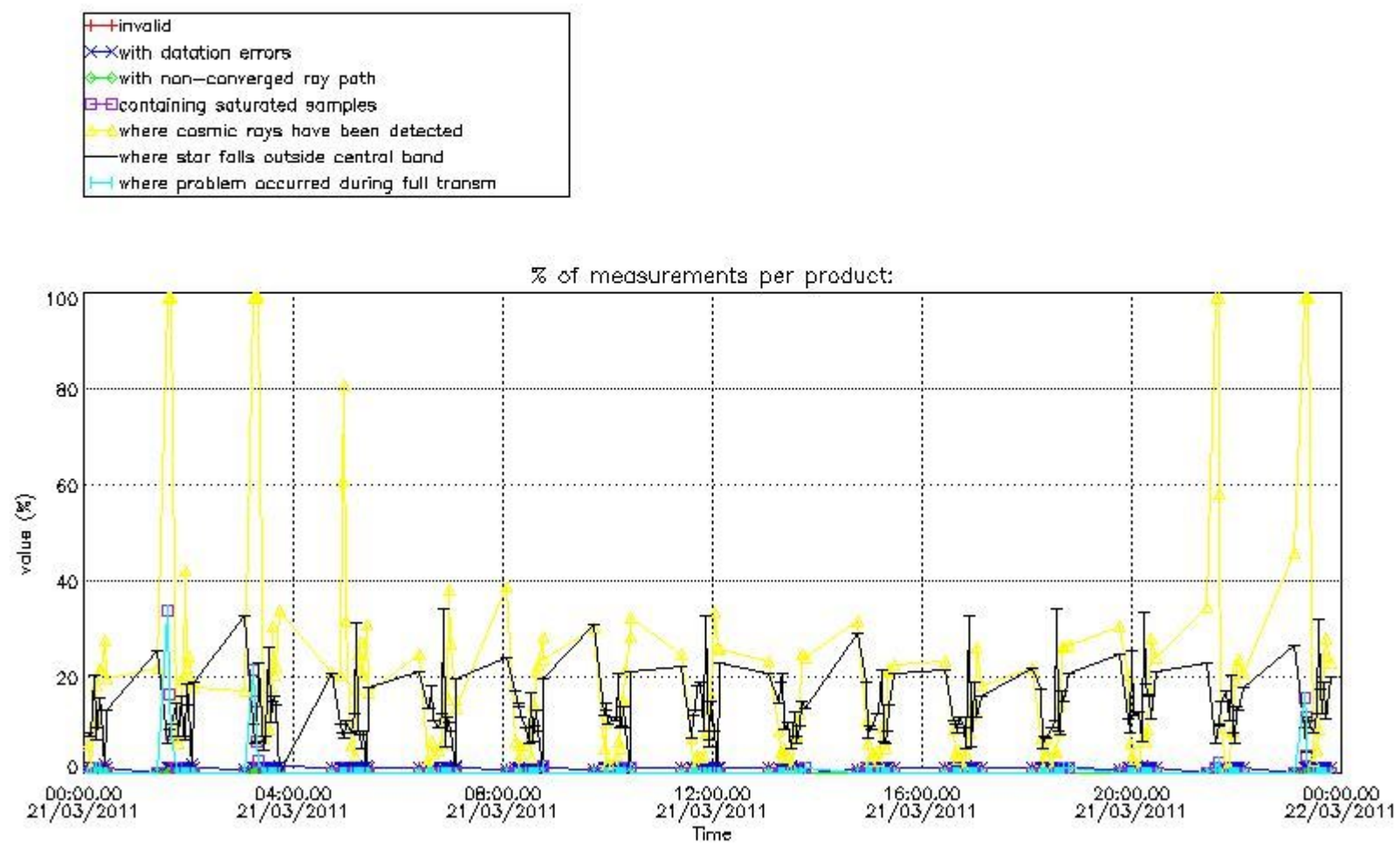


4. Level 1 quality information per product

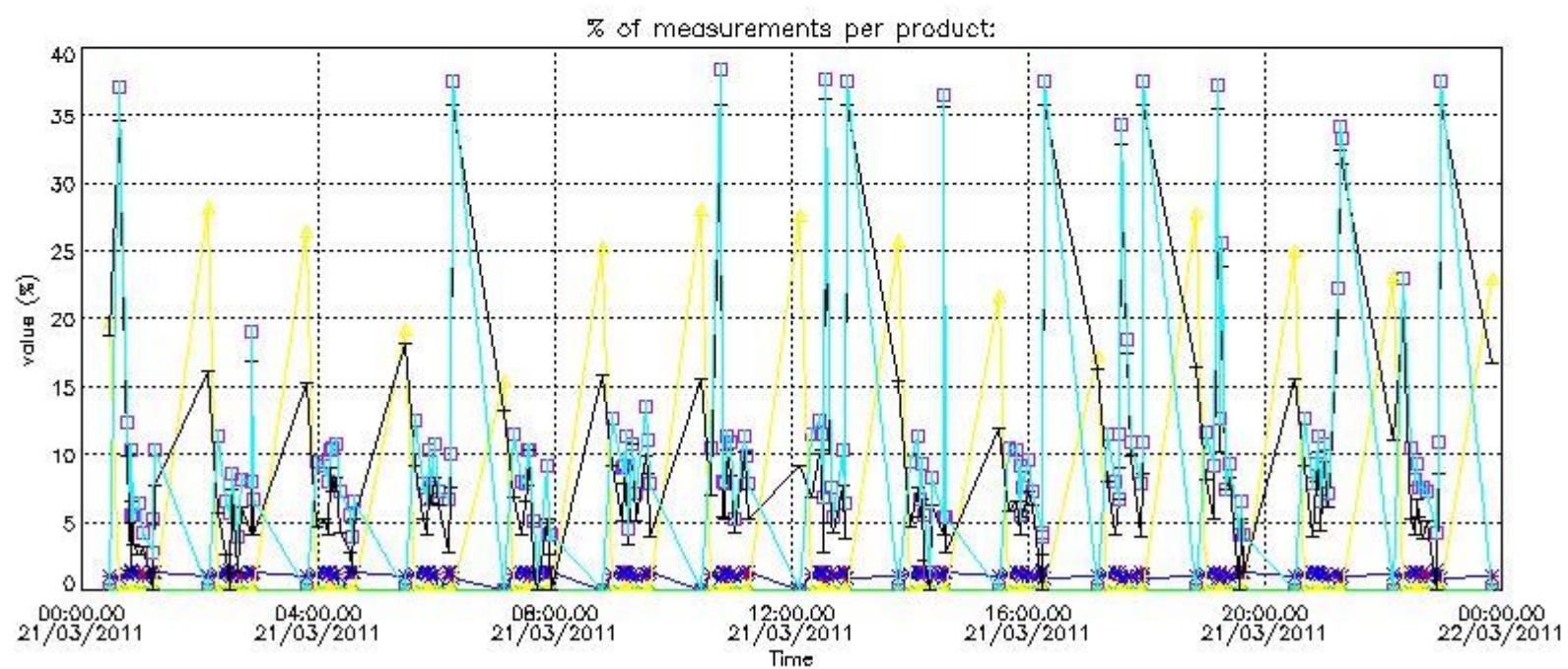
In this section it is plotted some information contained in the Quality Summary data set of the level 2 products that comes from the level 1b processing. Products without errors (error flag in the MPH set to "0") are used.

4.1 Plot quality information per product (time dependant) coming from level 1b processing

4.1.1 Plot level 1 quality information per product (time dependant): ENVISAT ASCENDING passes



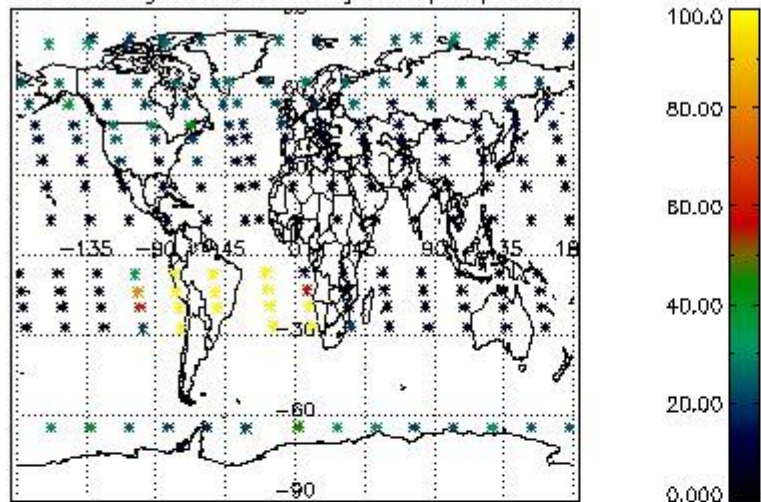
4.1.2 Plot level 1 quality information per product (time dependant): ENVI SAT DESCENDING passes



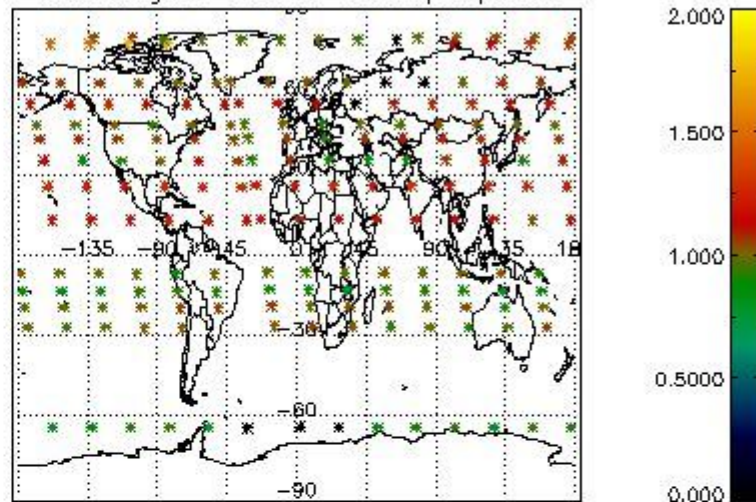
4.2 Plot quality information per product coming from level 1b processing (world map)

4.2.1 Plot level 1 quality information per product (world map): ENVISAT ASCENDING passes

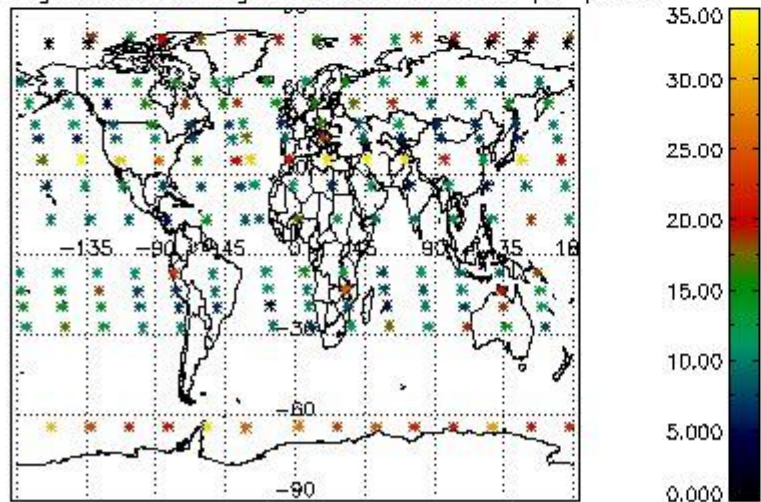
Percentage of cosmic ray hits per profile



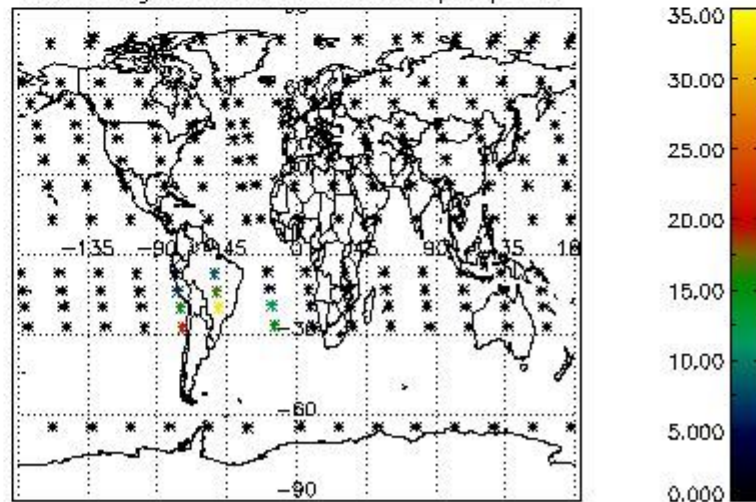
Percentage of datation errors per profile



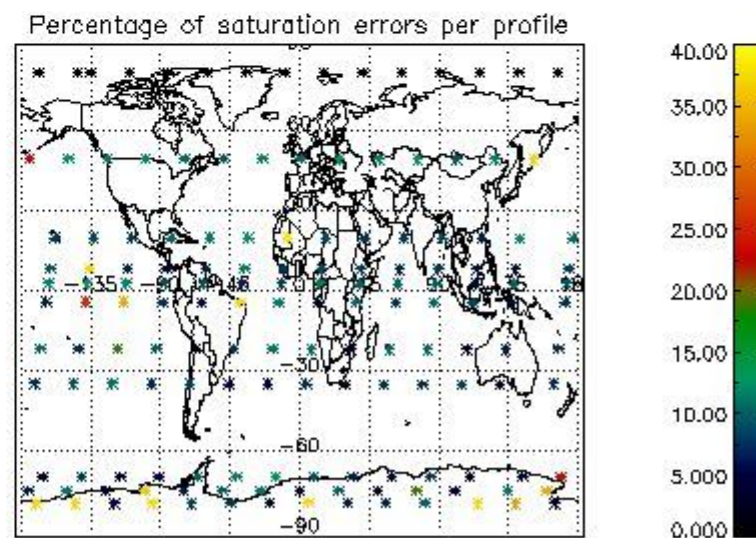
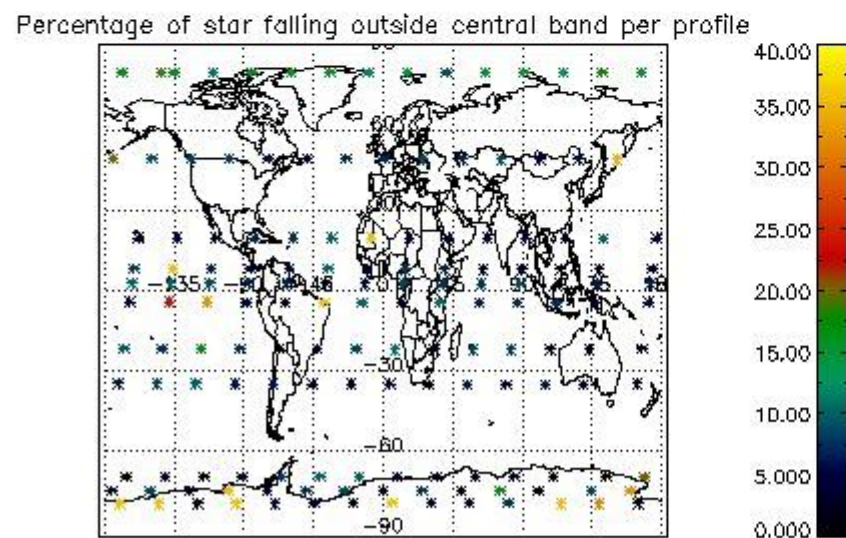
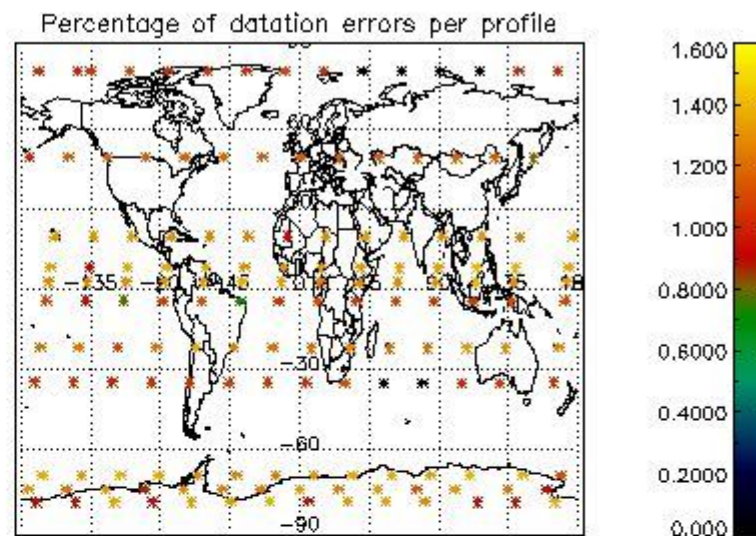
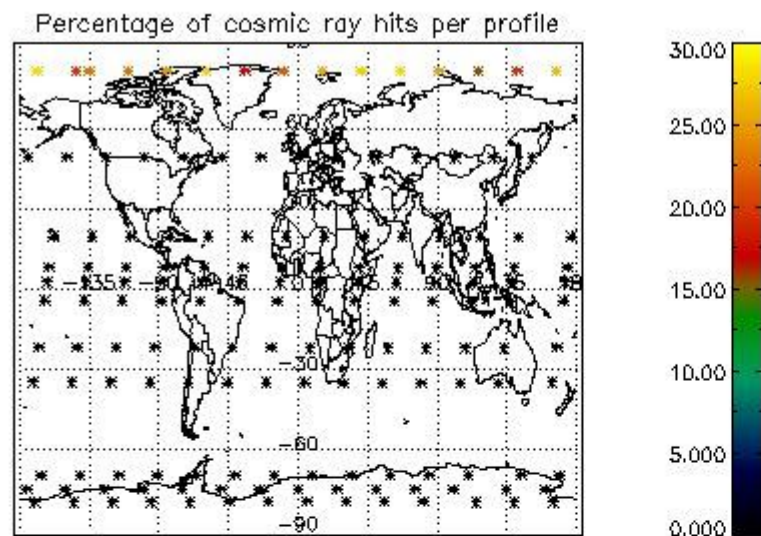
Percentage of star falling outside central band per profile



Percentage of saturation errors per profile



4.2.2 Plot level 1 quality information per product (world map): ENVISAT DESCENDING passes



5. Trace gas profiles

5.1 Ozone statistics based on quality of products

The final quality of the products can be "measured" using the STD (Standard Deviation) attached to every point profile. This information is written to the parameter GOM_NL__2P/NL_LOCAL_SPECIES_DENSITY/o3_std of the level 2 products. The table below shows the statistics for given STD ranges.

The statistics are given with respect to the overall valid production:

- Products without fatal errors: GOM_NL__2P/MPH/PRODUCT_ERR=0
- Valid point profile: GOM_NL__2P/NL_LOCAL_SPECIES_DENSITY/pcd(0)=0

The 'Criteria' is applied to valid points of dark limb products:

- Products in dark limb illumination condition: GOM_NL__2P/NL_SUMMARY_QUALITY/obs_ill_cond=0
- Products without fatal errors: GOM_NL__2P/MPH/PRODUCT_ERR=0
- Valid point profile: GOM_NL__2P/NL_LOCAL_SPECIES_DENSITY/pcd(0)=0

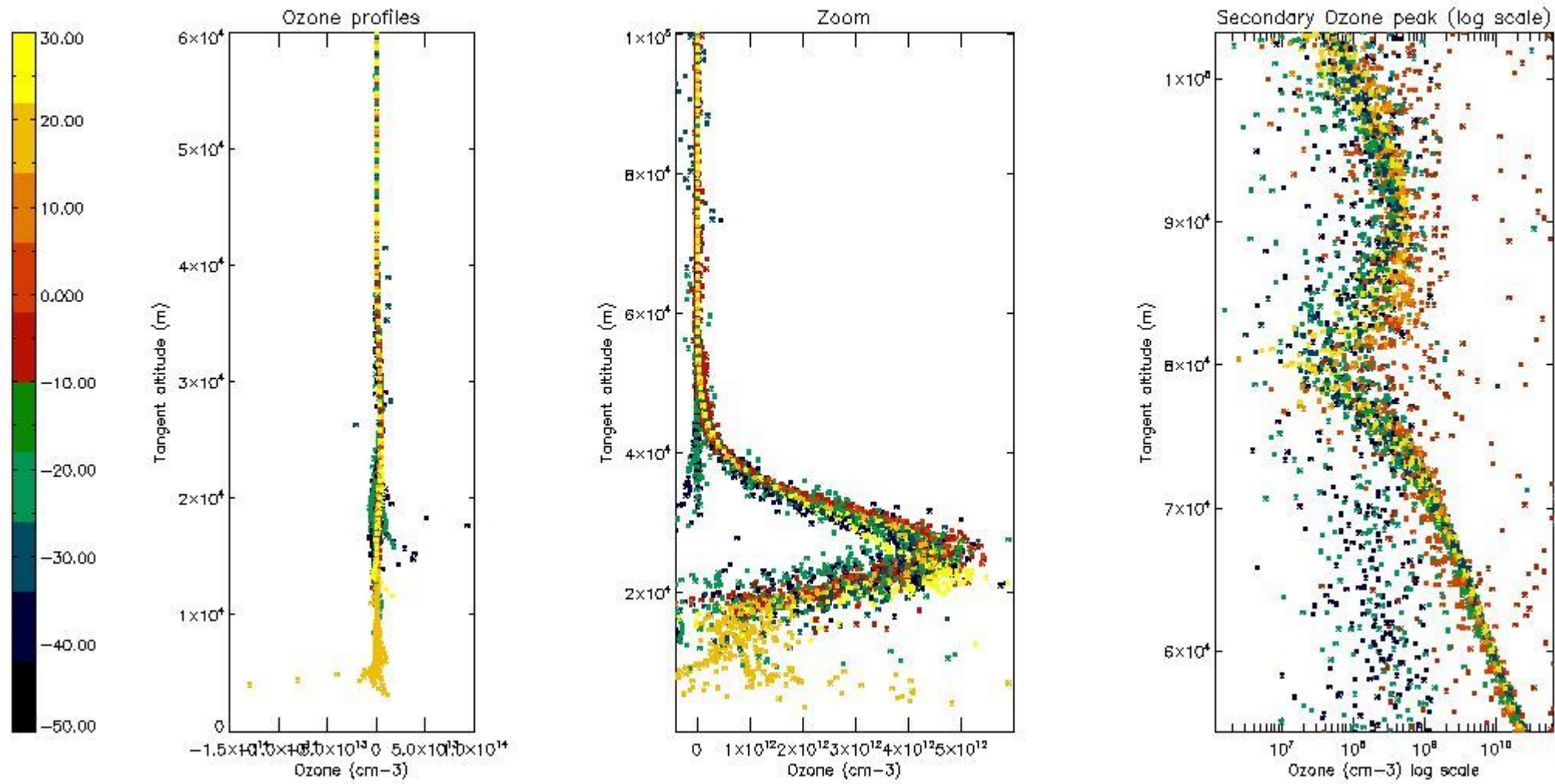
So, the table below shows the percentage of dark limb and valid observations for each criteria with respect to the overall valid daily observations.

Criteria	% of total production
All STD	35
STD < 20	15

STD < 10	11
STD < 5	7

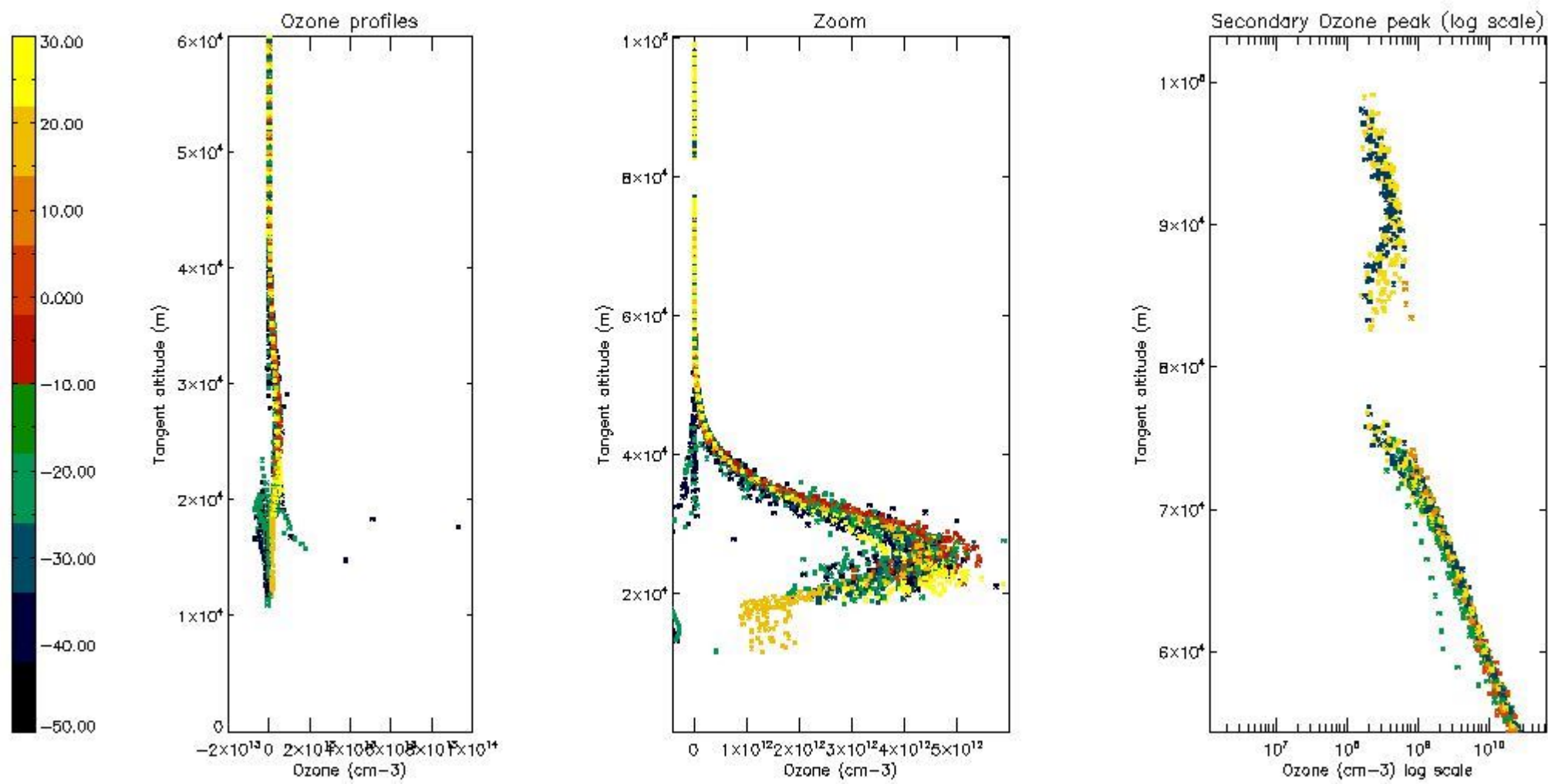
5.2 Plot ozone profiles for all STD (dark without errors)

The colorbar represents the latitude.



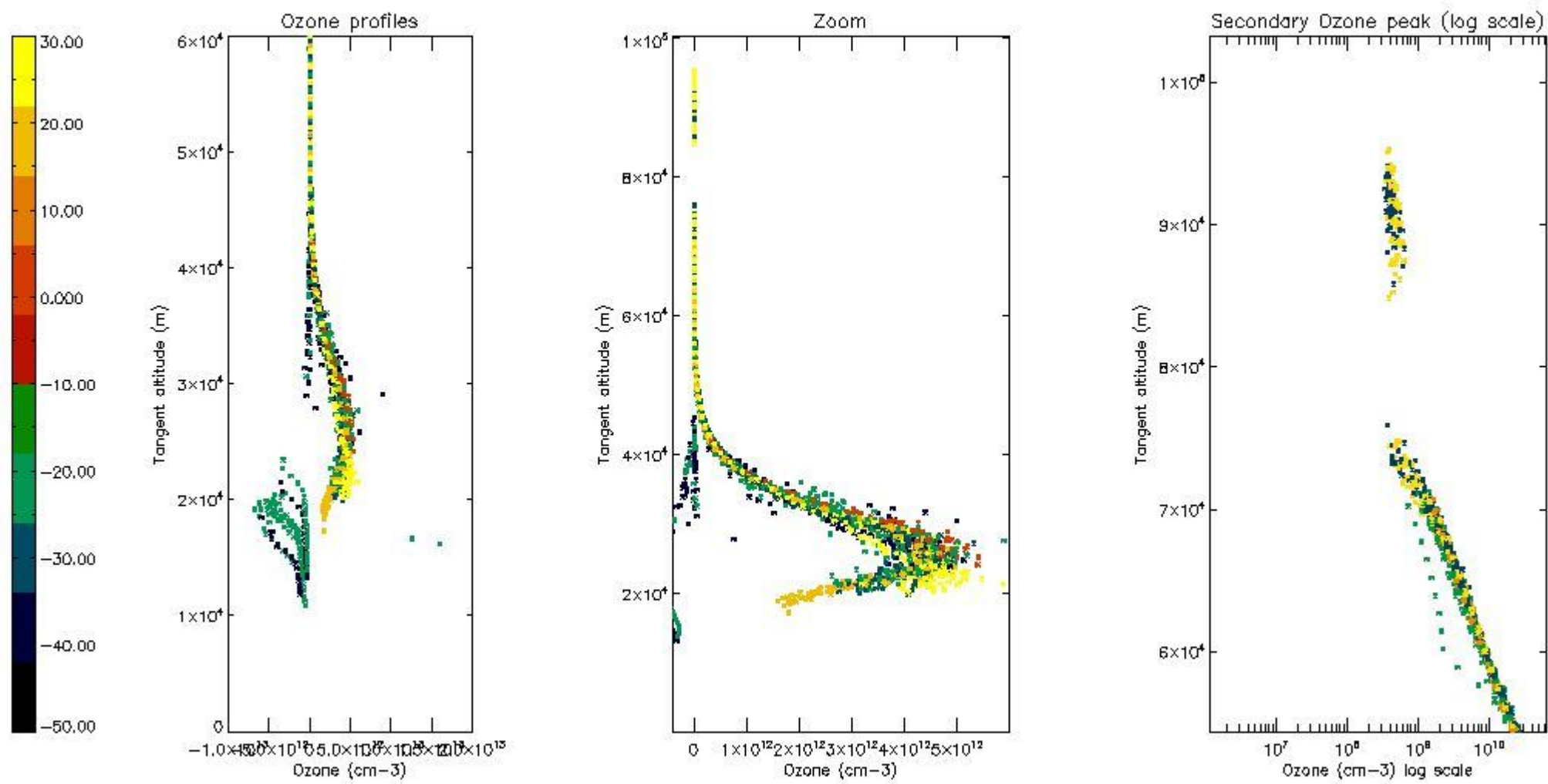
5.3 Plot ozone profiles where STD < 20% (dark without errors)

The colorbar represents the latitude.



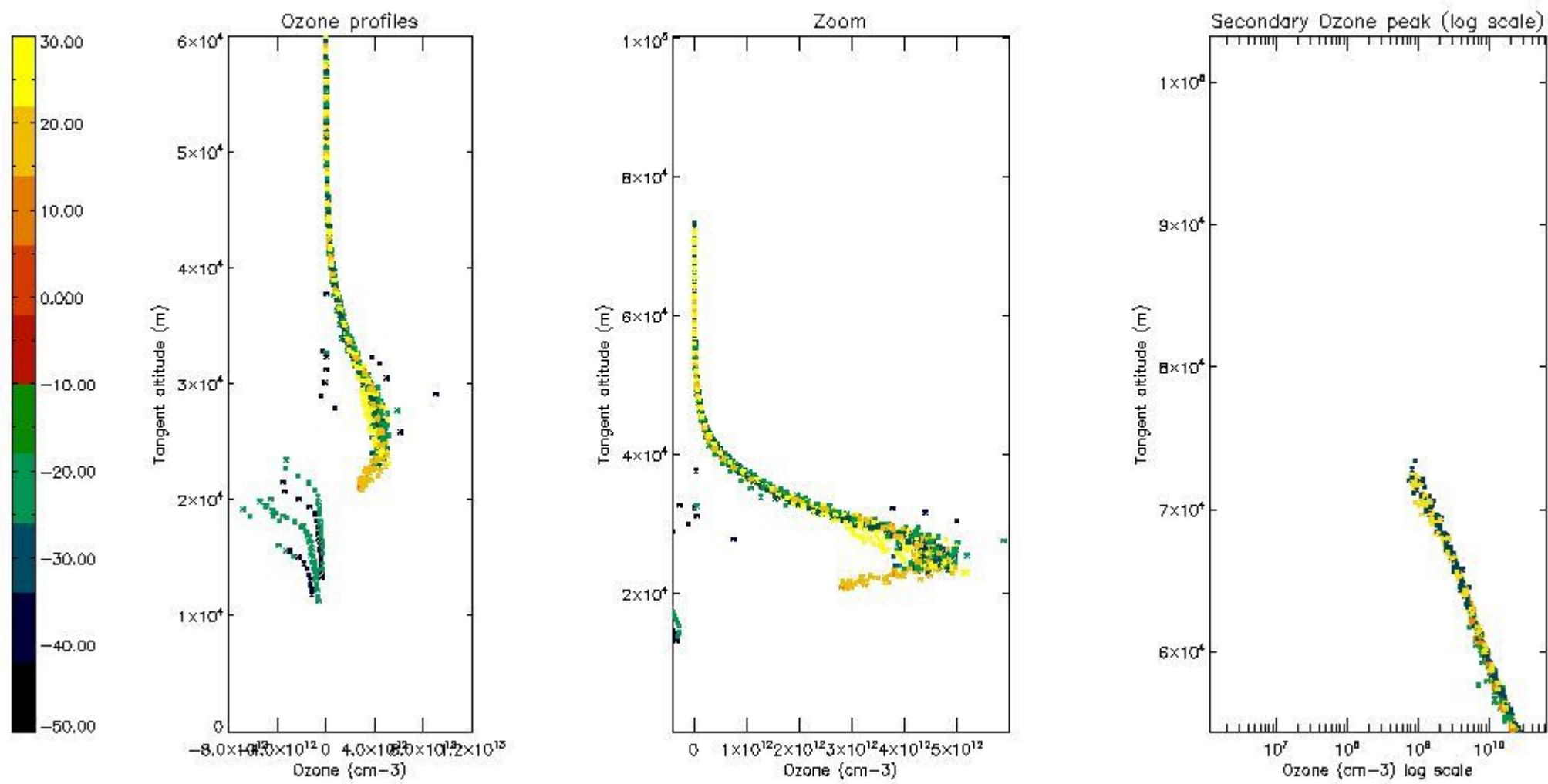
5.4 Plot ozone profiles where $STD < 10\%$ (dark without errors)

The colorbar represents the latitude.



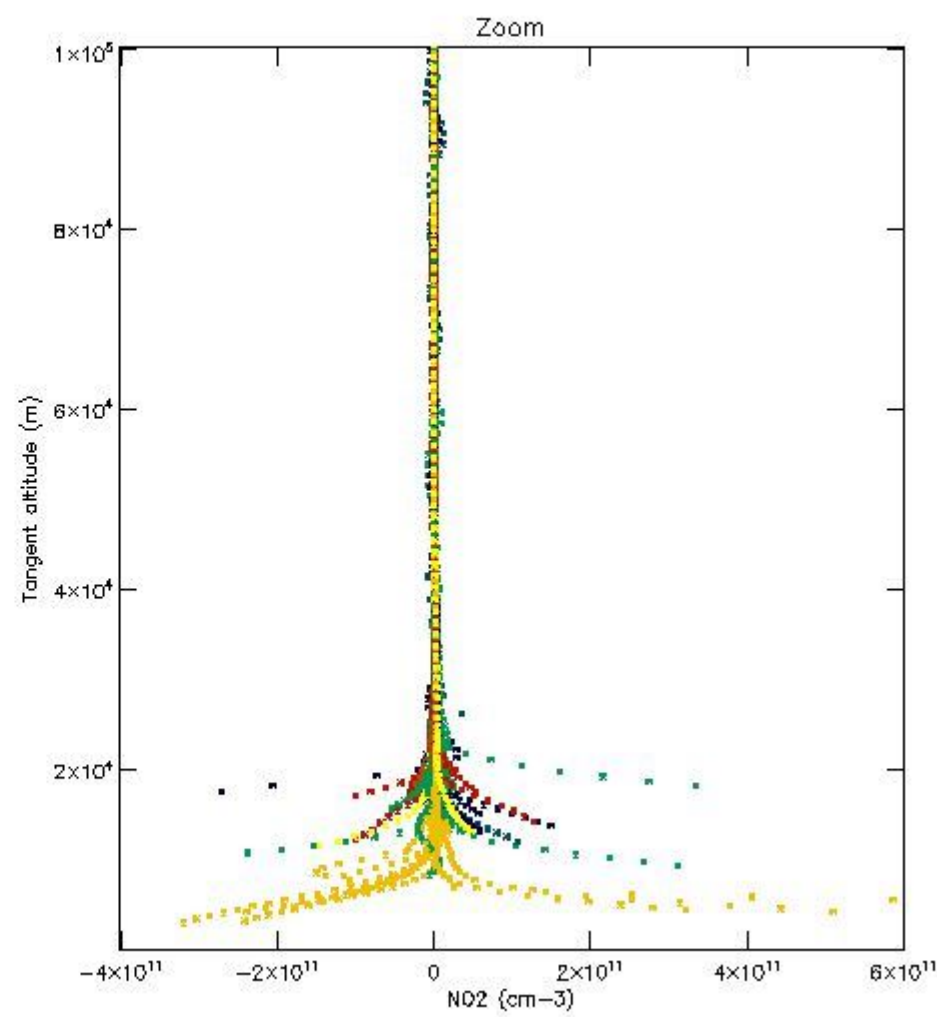
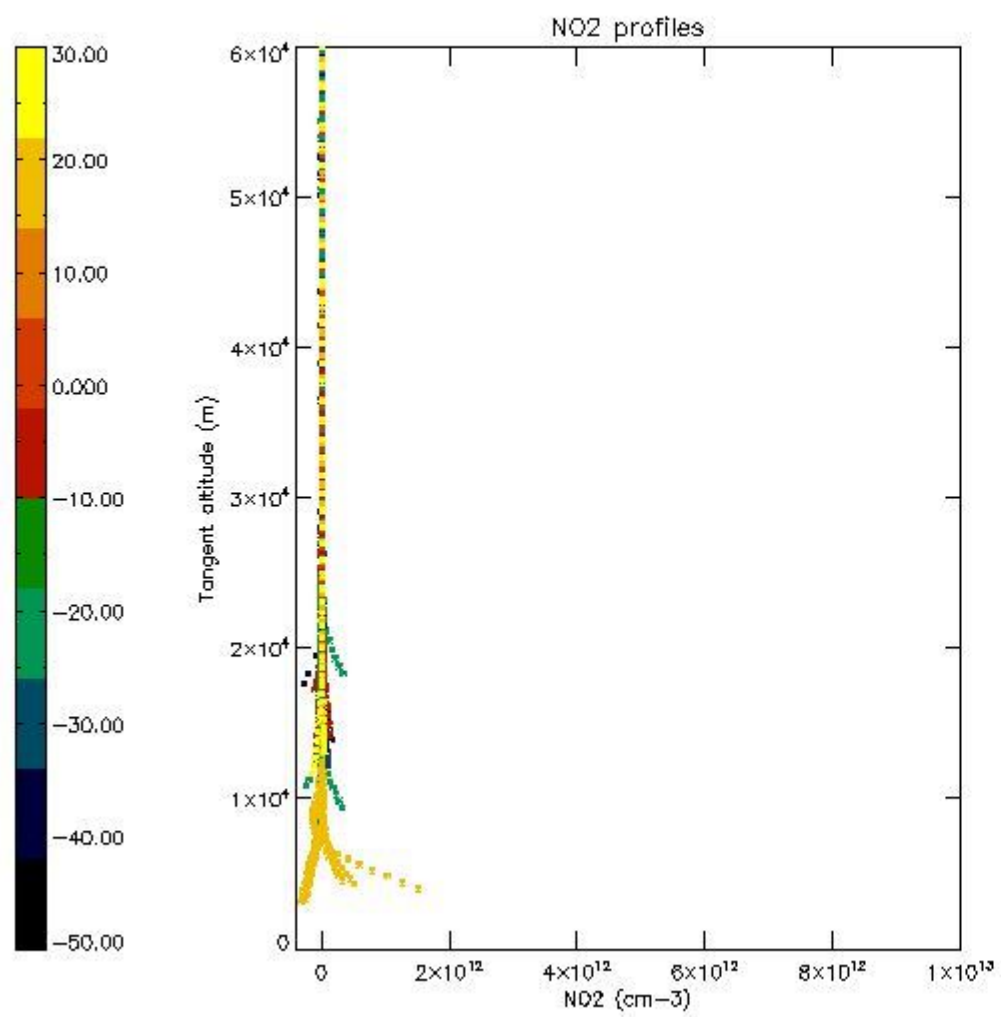
5.5 Plot ozone profiles where STD < 5% (dark without errors)

The colorbar represents the latitude.



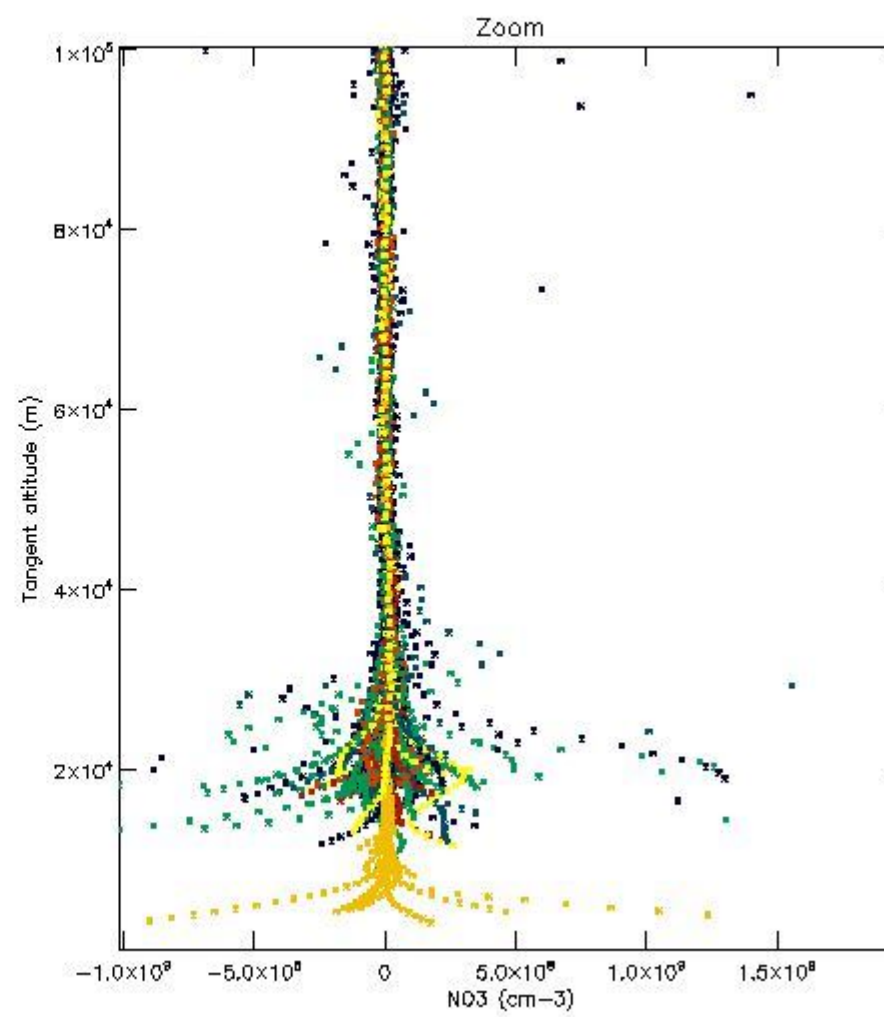
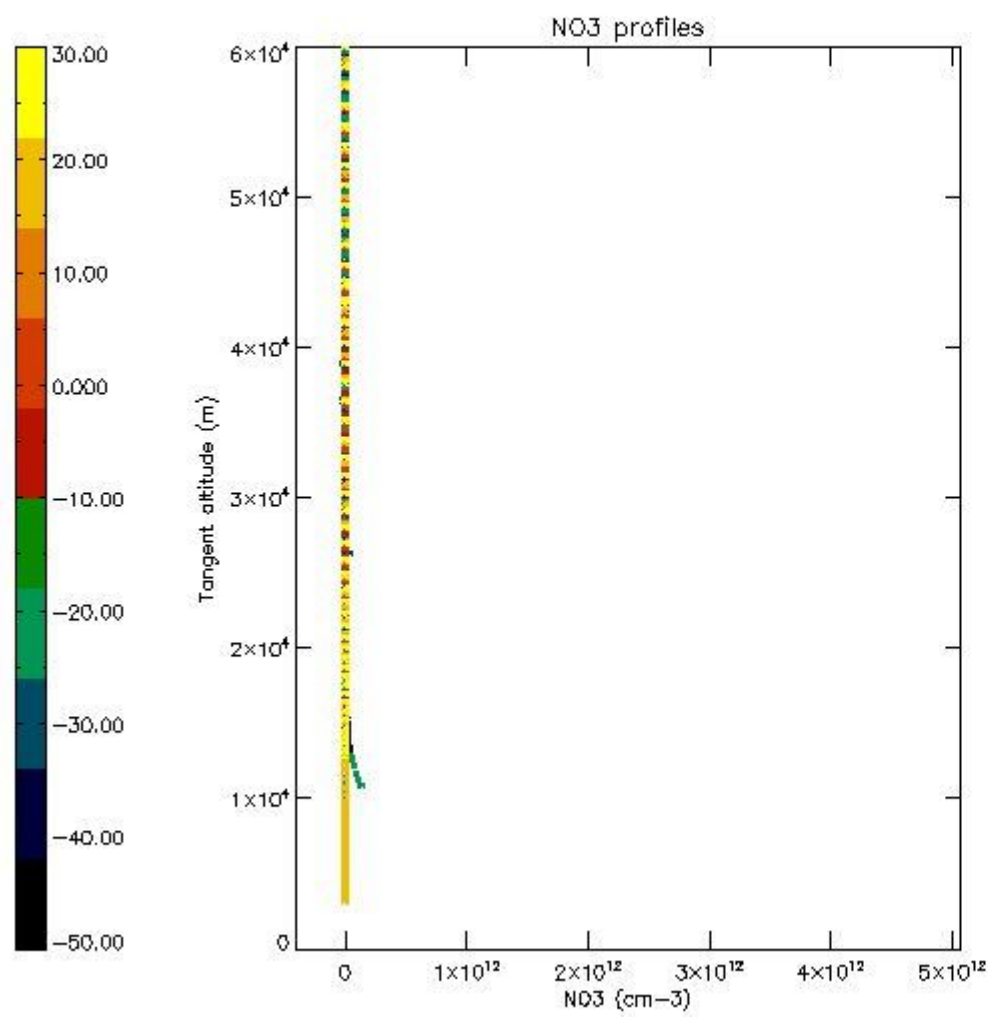
5.6 Plot NO₂ profiles for all STD (dark without errors)

The colorbar represents the latitude.



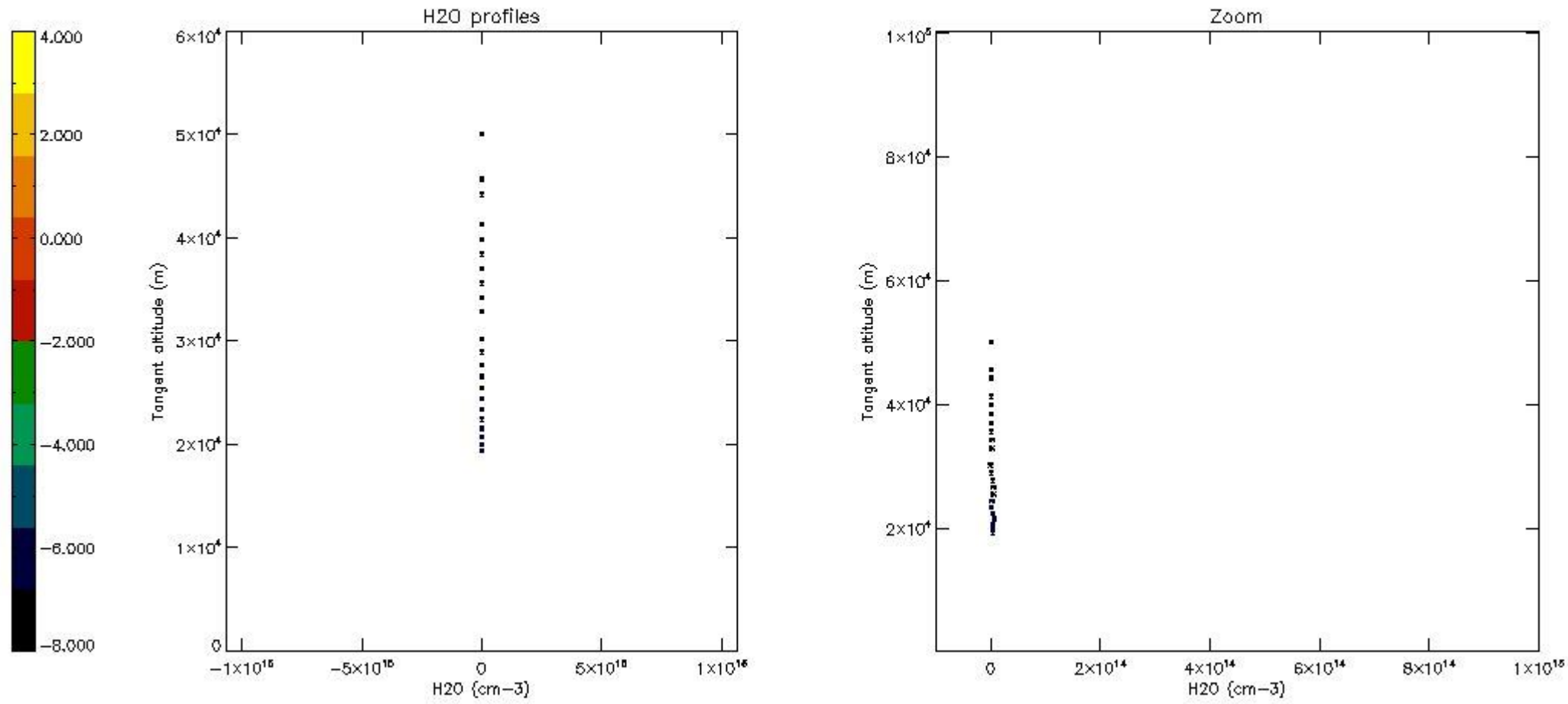
5.7 Plot NO3 profiles for all STD (dark without errors)

The colorbar represents the latitude.



5.8 Plot H2O profiles for all STD (only for occultations of stars 1,2,3,4,13,14,16,26,63 dark without errors)

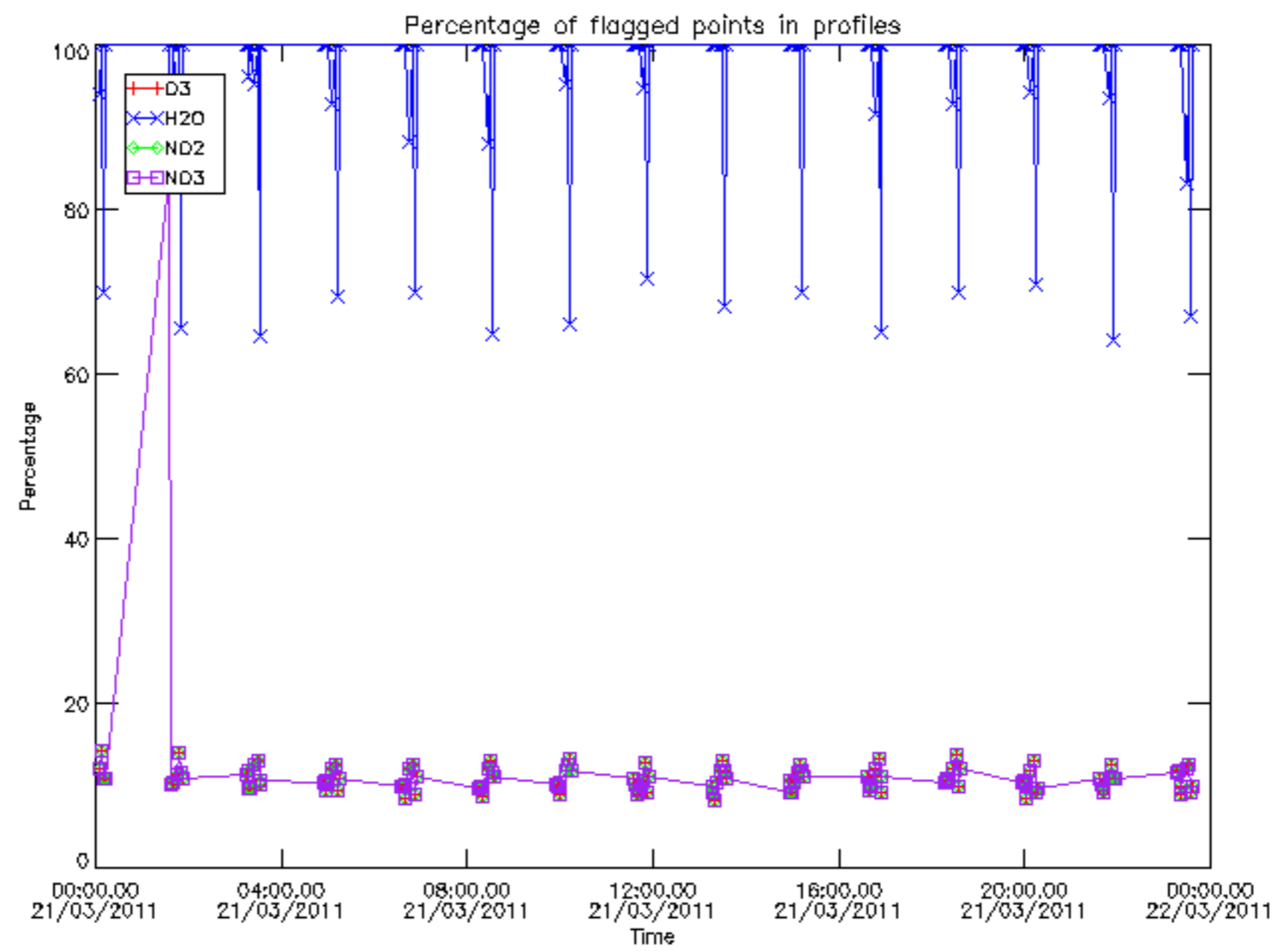
The colorbar represents the latitude.



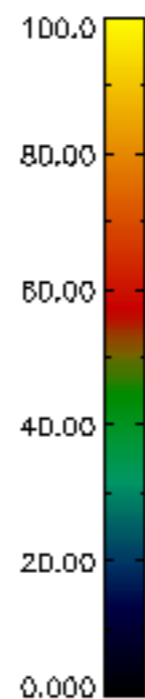
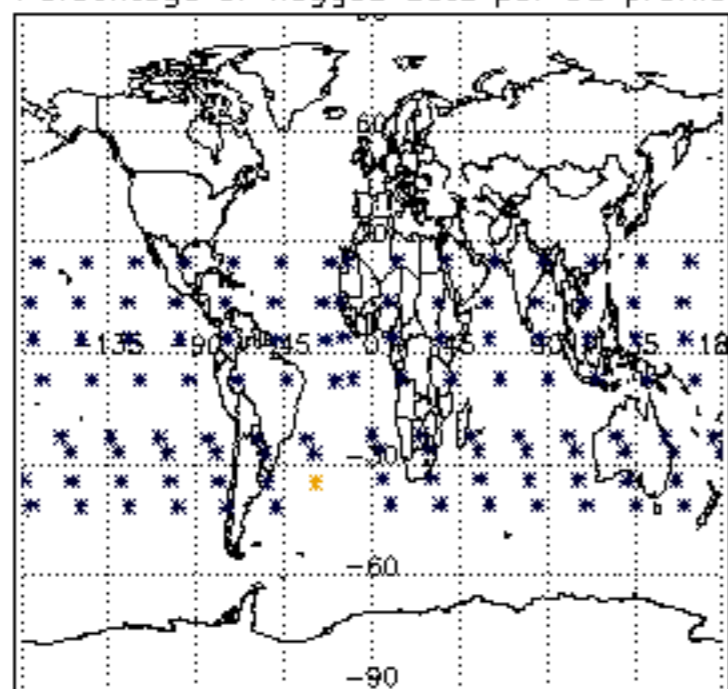
6. Auxiliary Data Files used for the production reported in section 2

The number reported in the third column indicates since which file (see list in section 2) the corresponding auxiliary file has been used. The fourth column is the date of those product files.

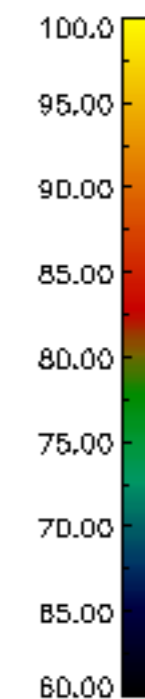
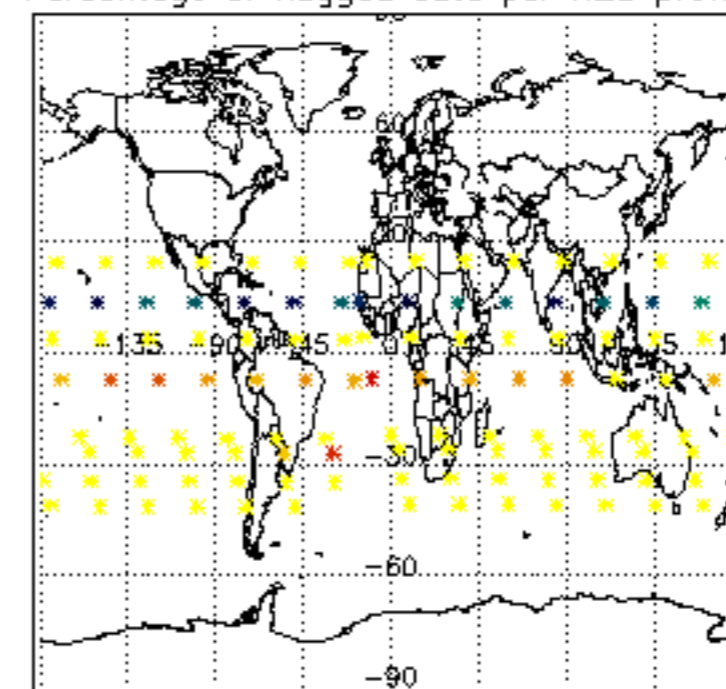
Type	Auxiliary Filename	Used since product	Used since product date
INST_PHYS_CHARACTERISTICS	GOM_INS_AXVIEC20091111_143220_20030716_120000_20500101_000000	1	21-MAR-2011 00:04:55
LEVEL-2_PROC_CONFIG	GOM_PR2_AXVIEC20091111_152718_20020301_000000_20500101_000000	1	21-MAR-2011 00:04:55
CROSS_SECTIONS_FILE	GOM_CRS_AXVIEC20091111_154832_20020301_000000_20500101_000000	1	21-MAR-2011 00:04:55



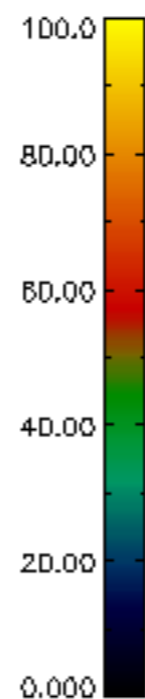
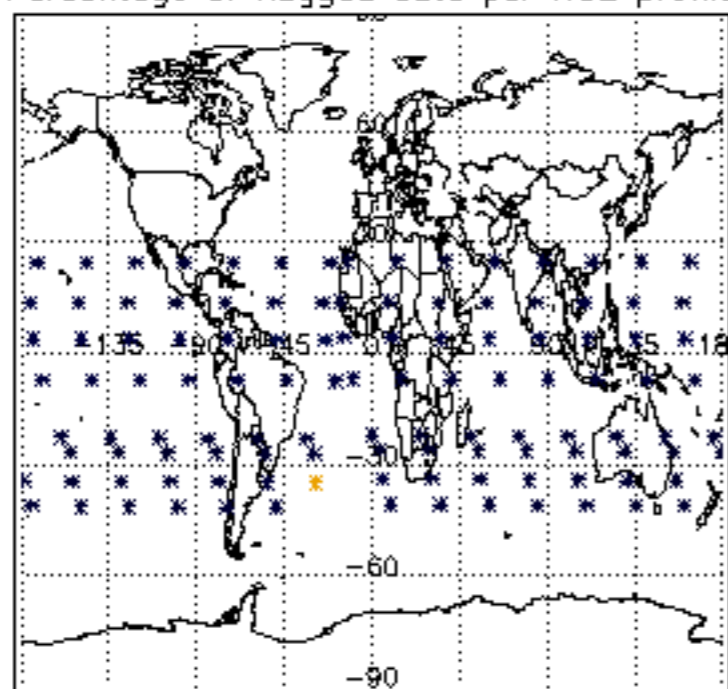
Percentage of flagged data per D3 profile



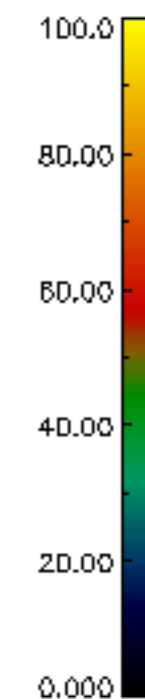
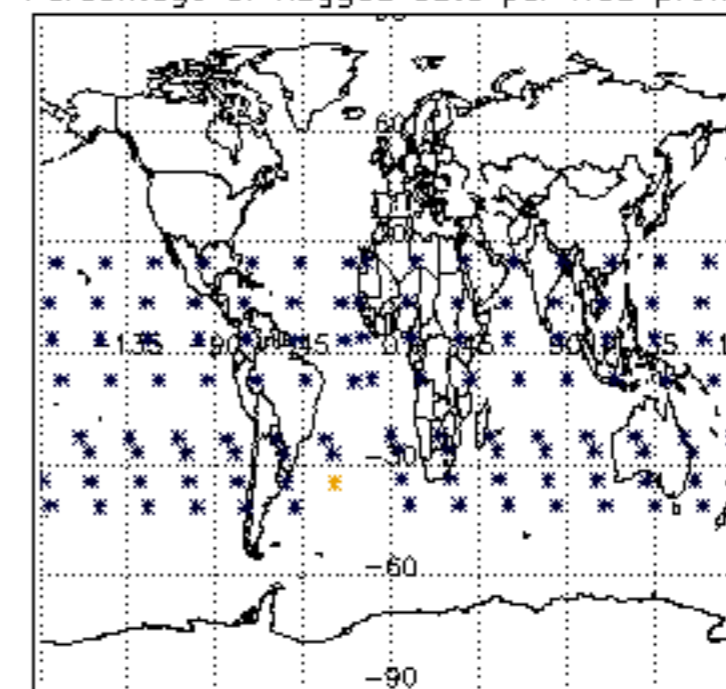
Percentage of flagged data per H2O profile

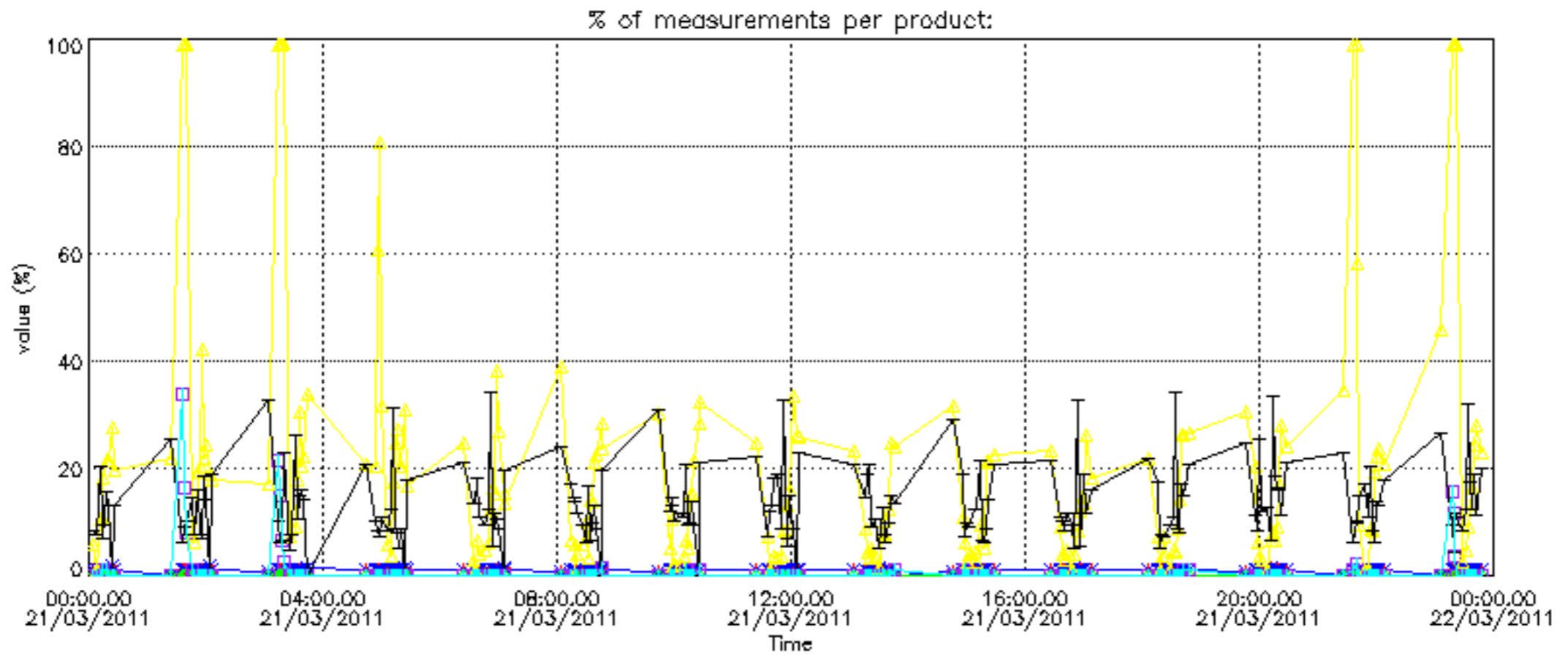


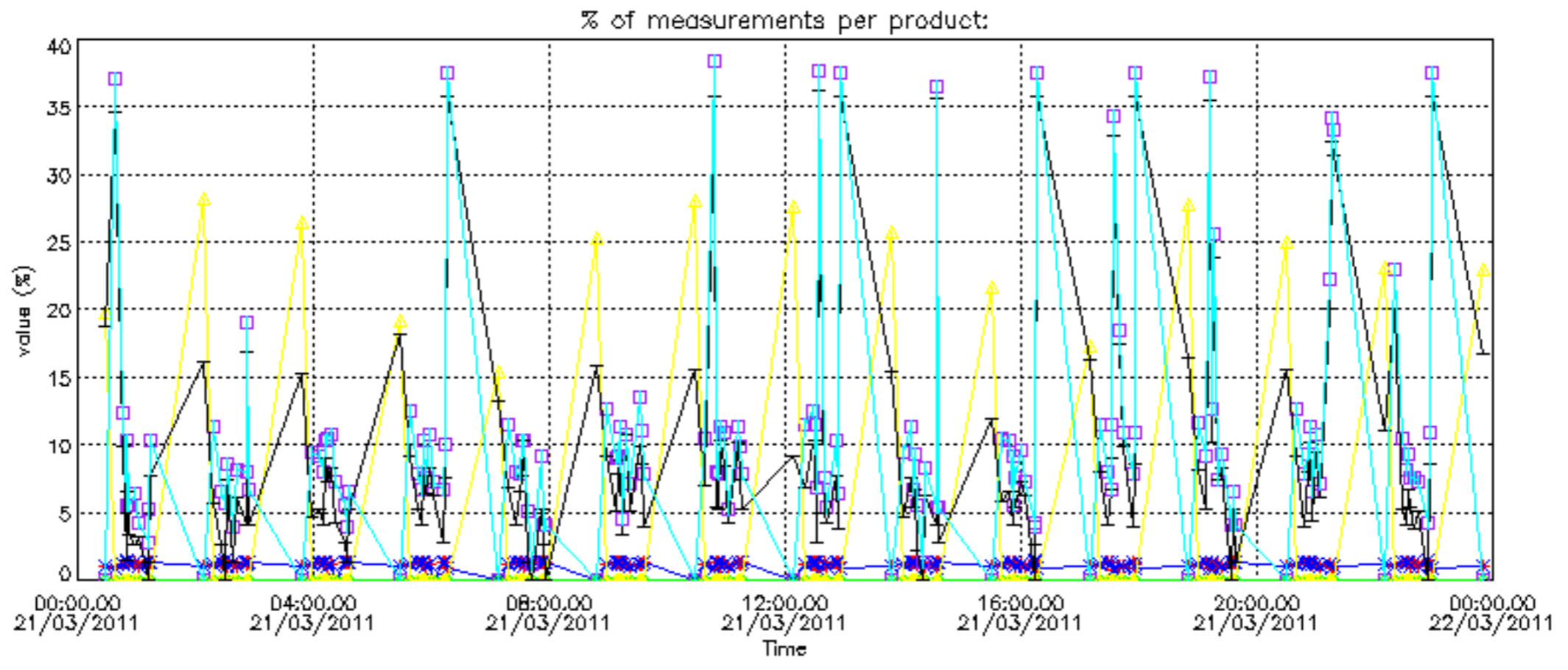
Percentage of flagged data per NO2 profile



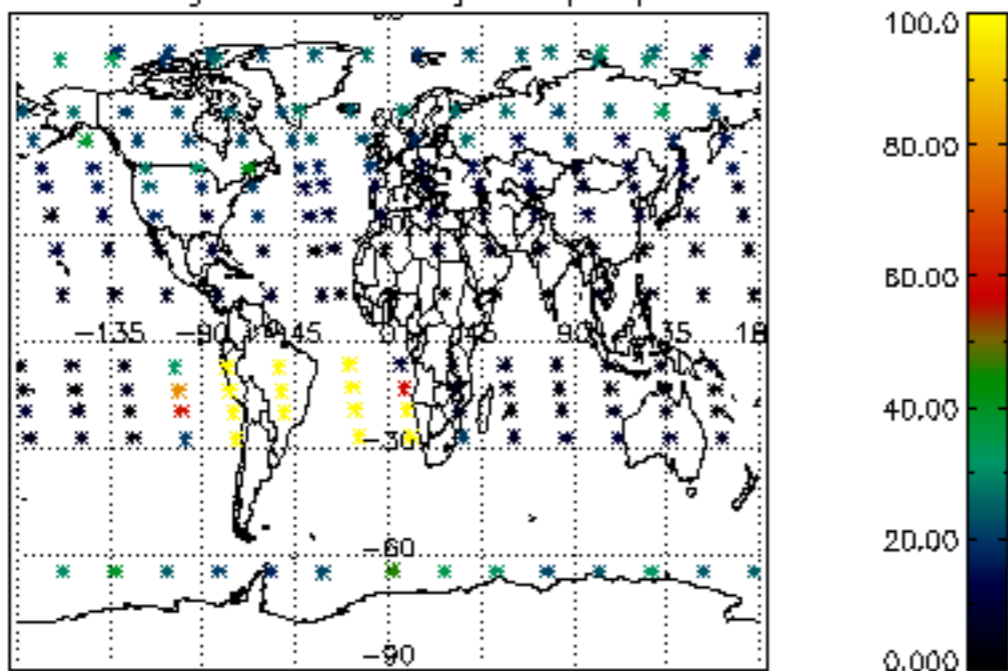
Percentage of flagged data per NO3 profile



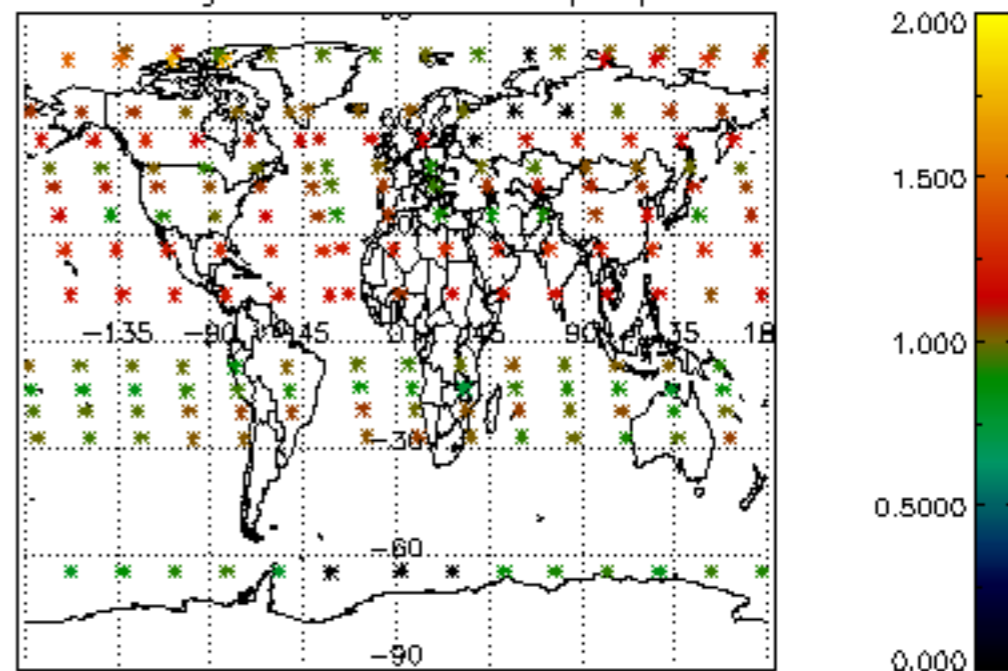




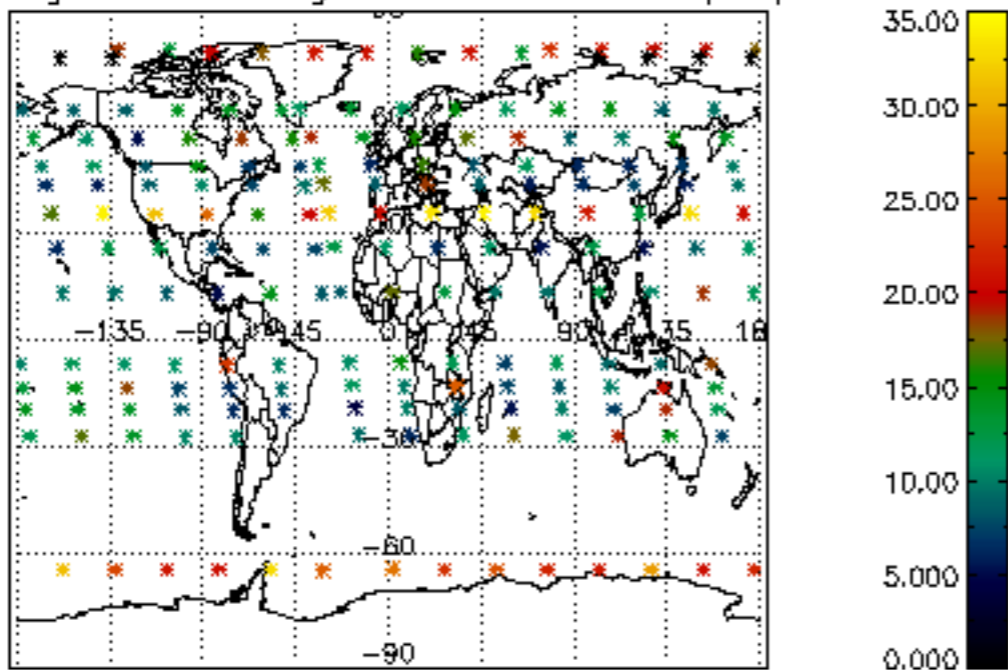
Percentage of cosmic ray hits per profile



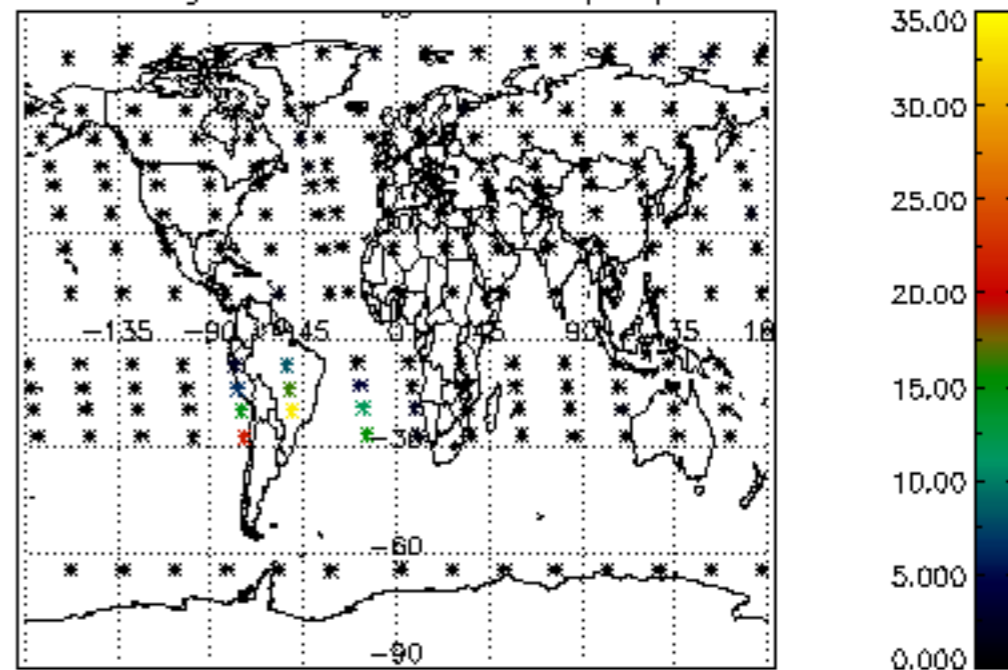
Percentage of datation errors per profile



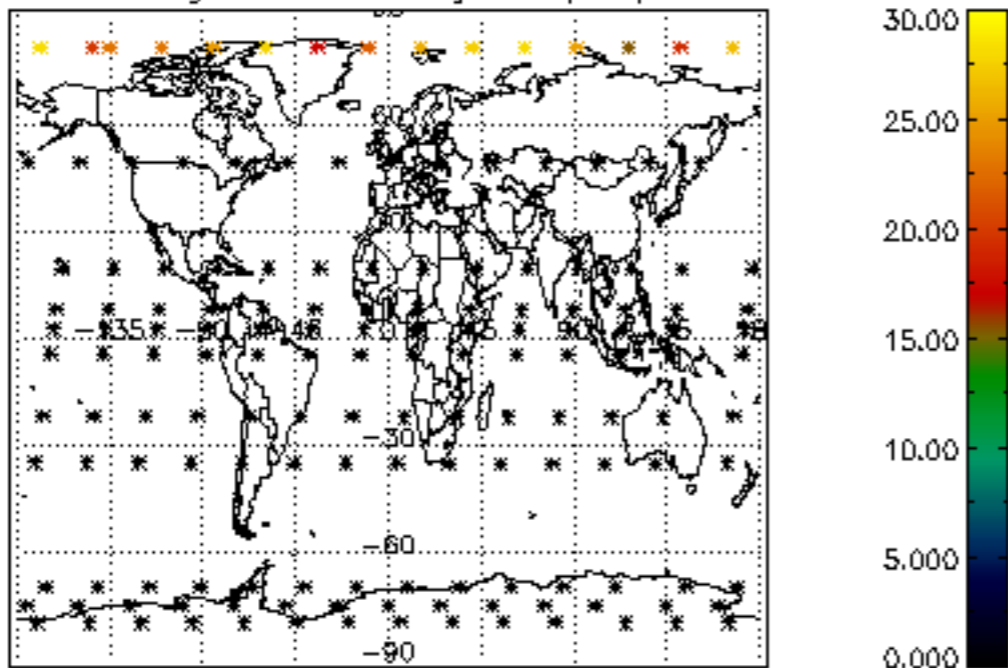
Percentage of star falling outside central band per profile



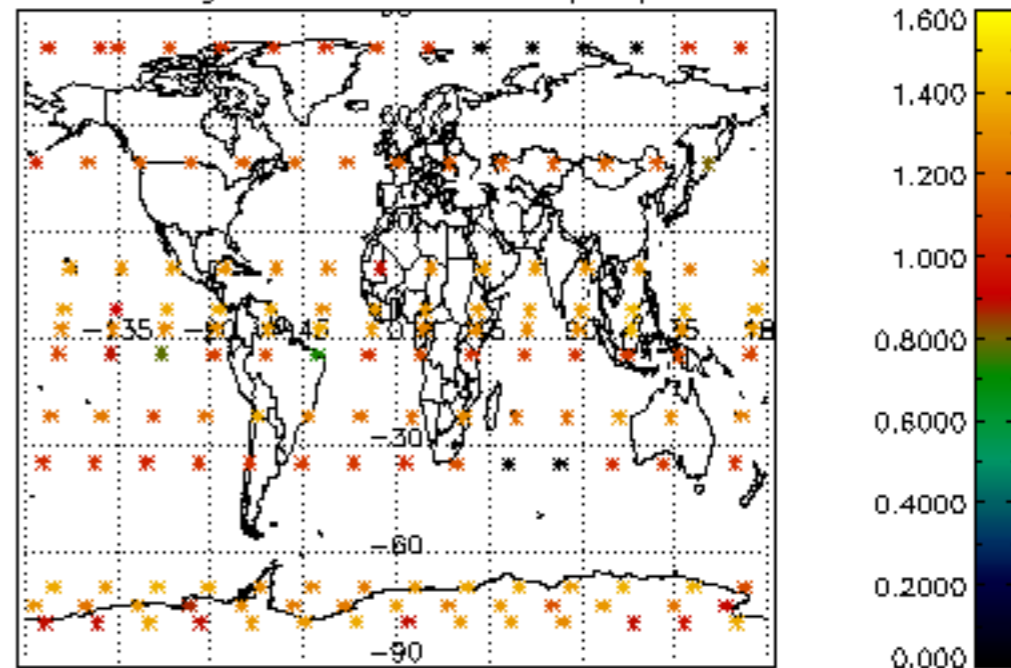
Percentage of saturation errors per profile



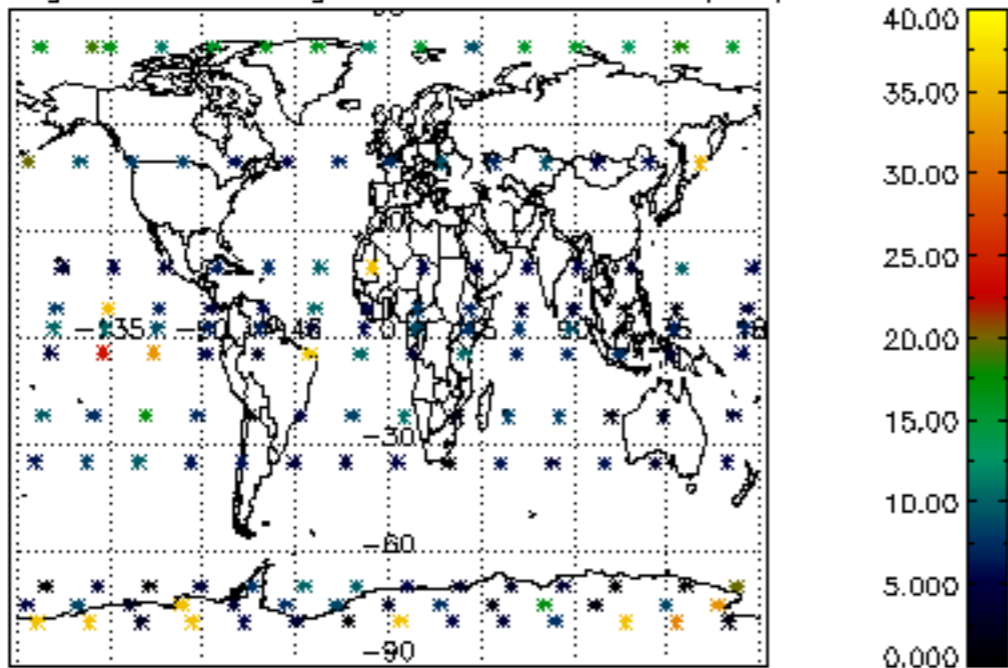
Percentage of cosmic ray hits per profile



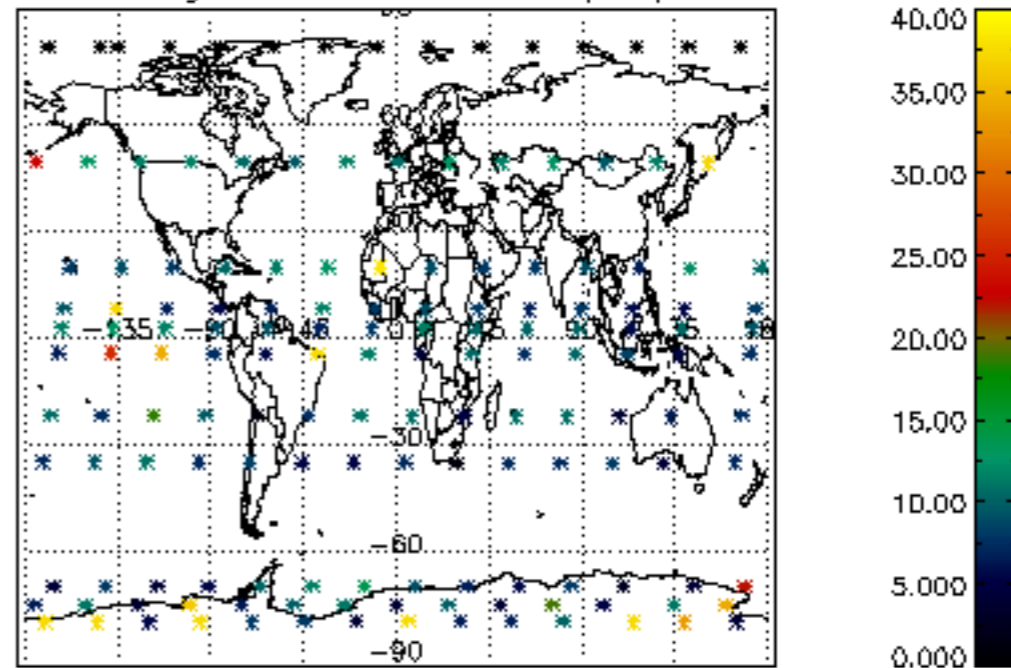
Percentage of datation errors per profile

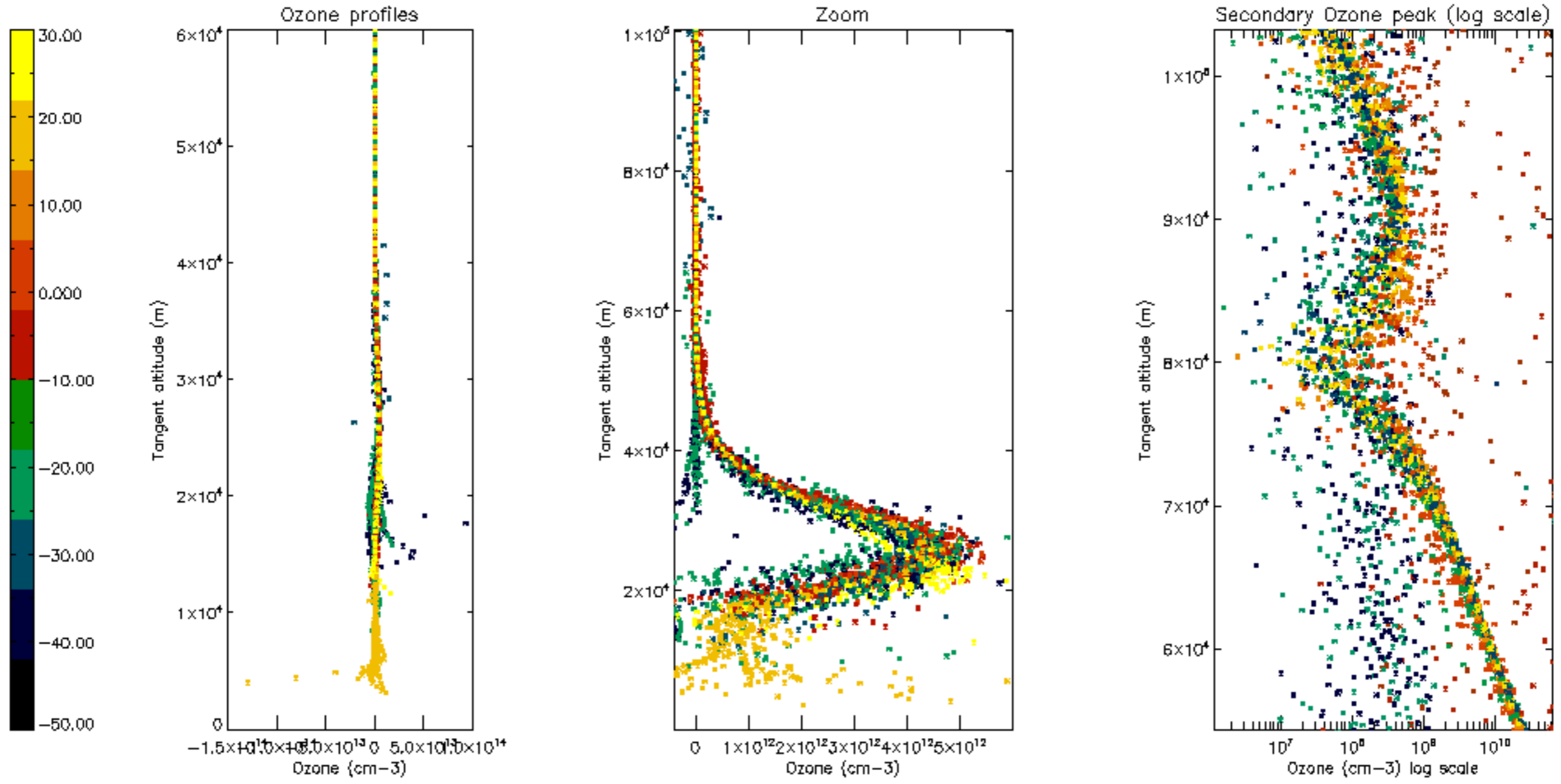


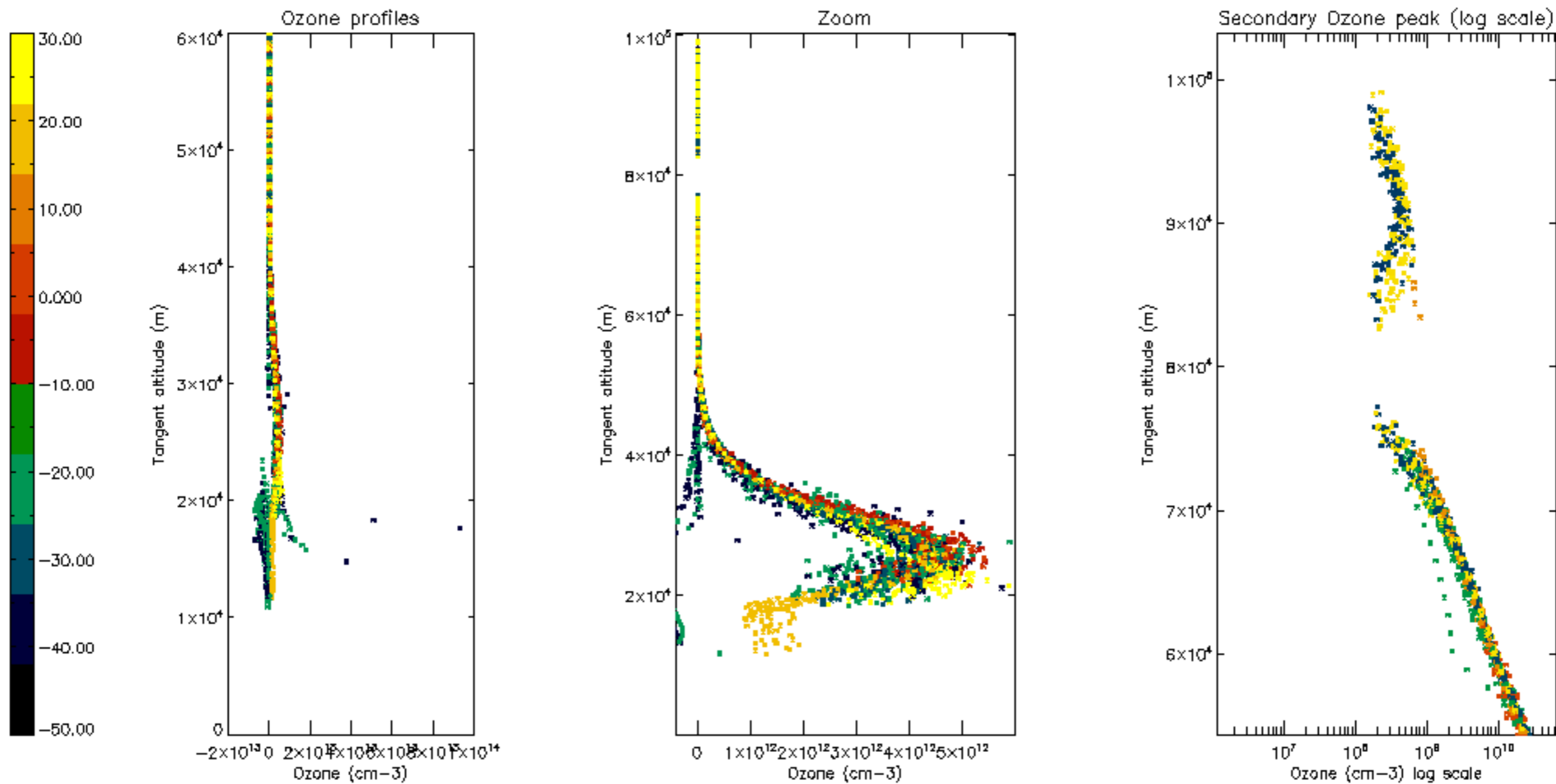
Percentage of star falling outside central band per profile

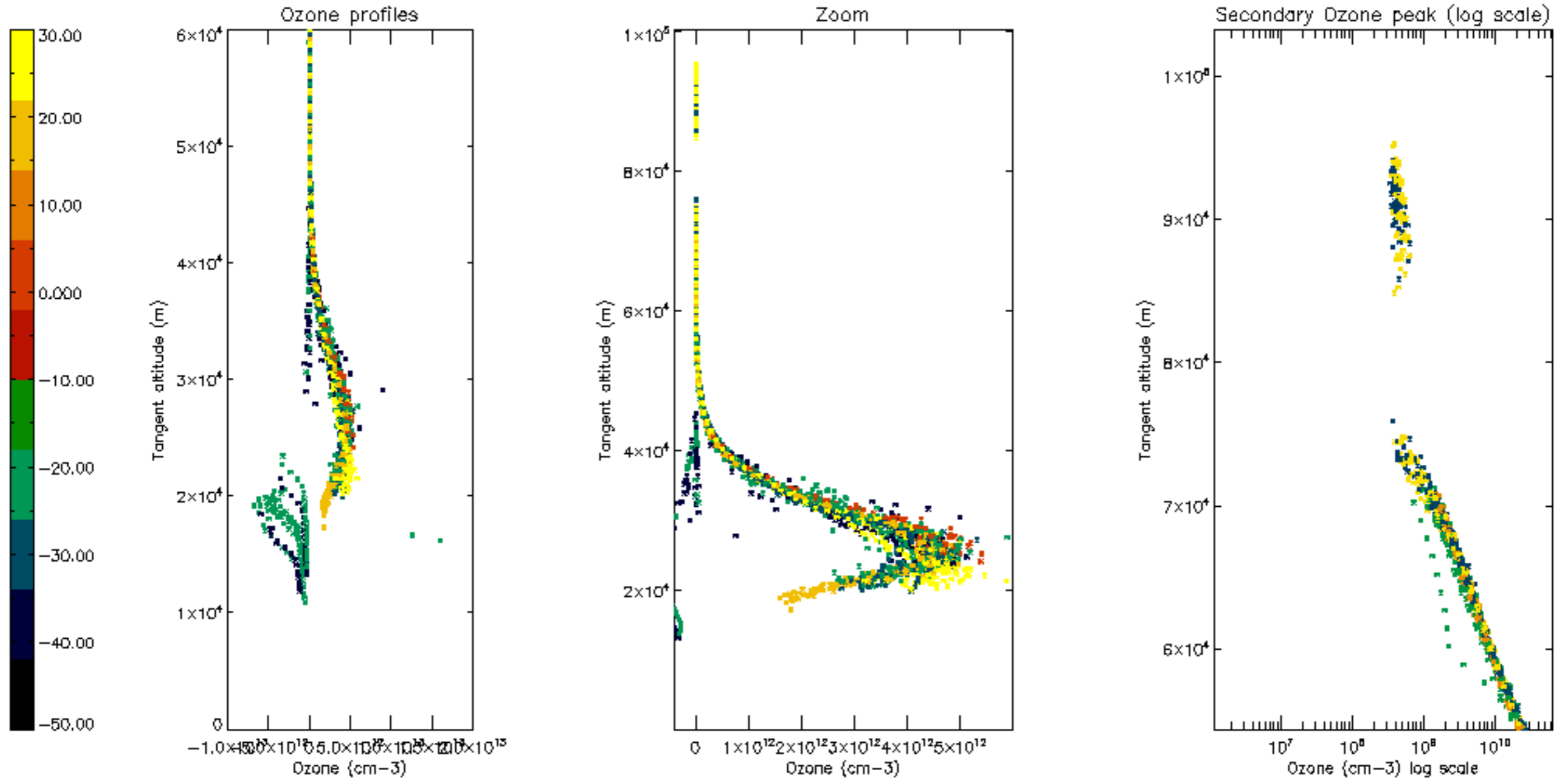


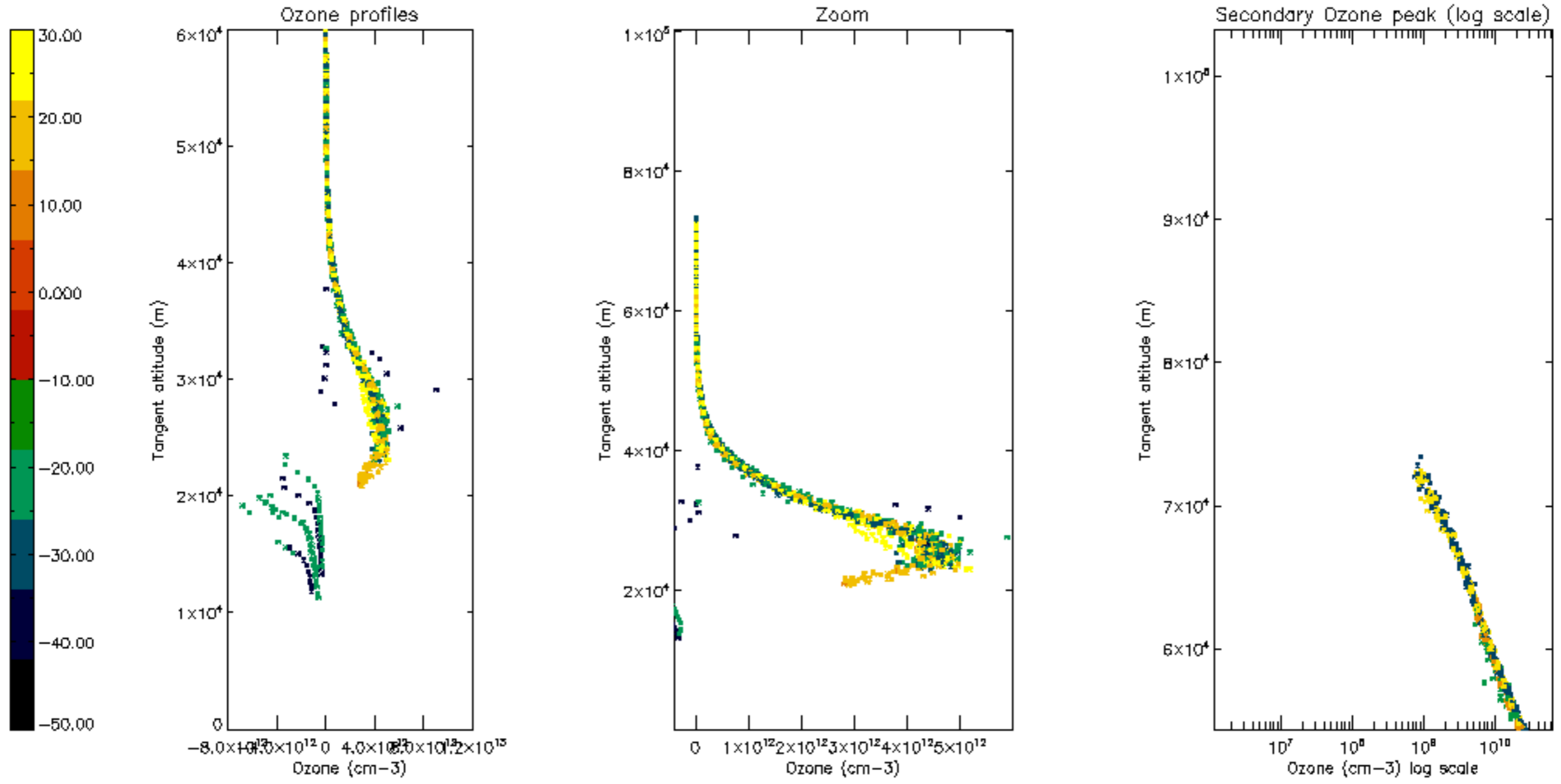
Percentage of saturation errors per profile

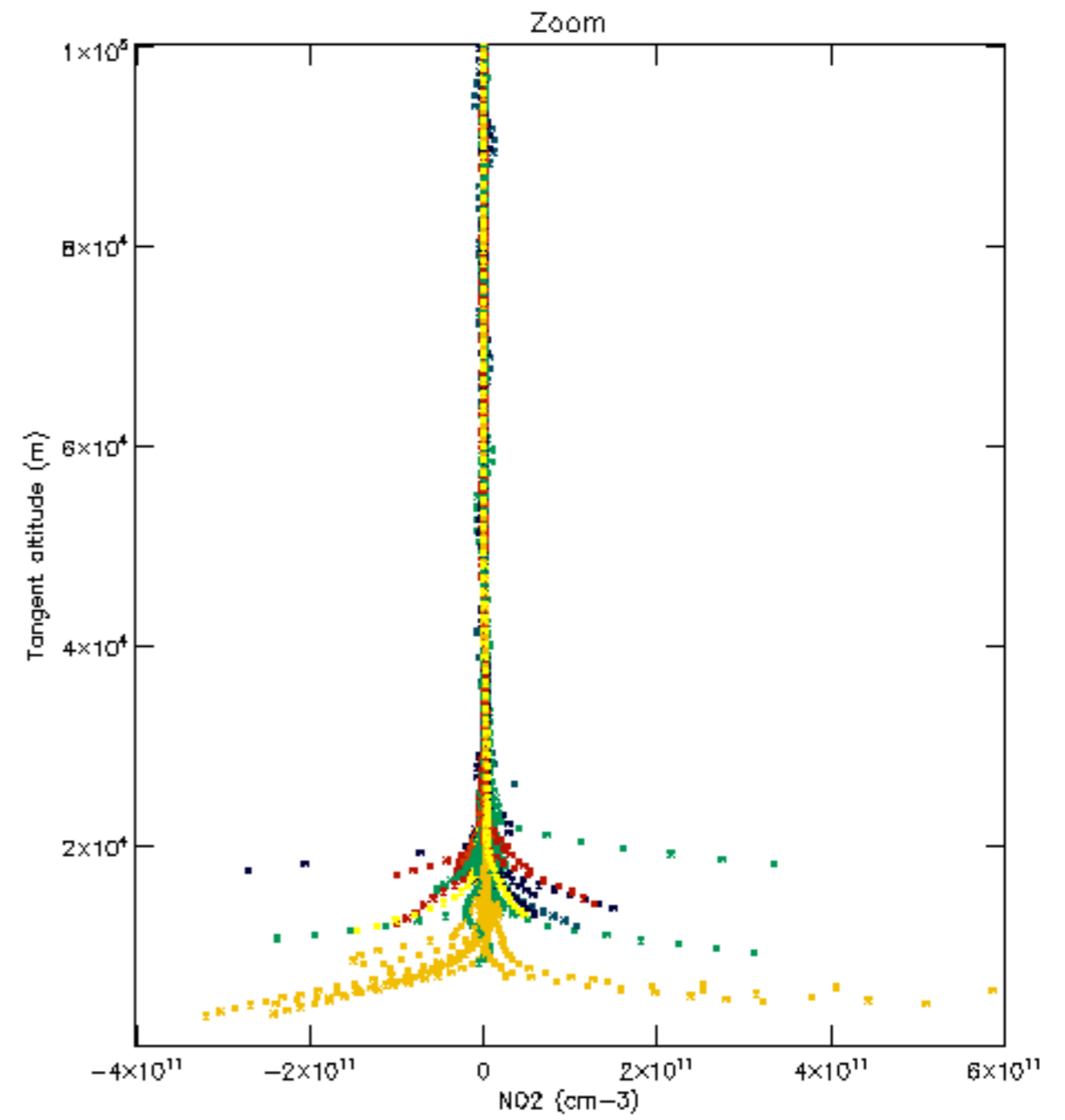
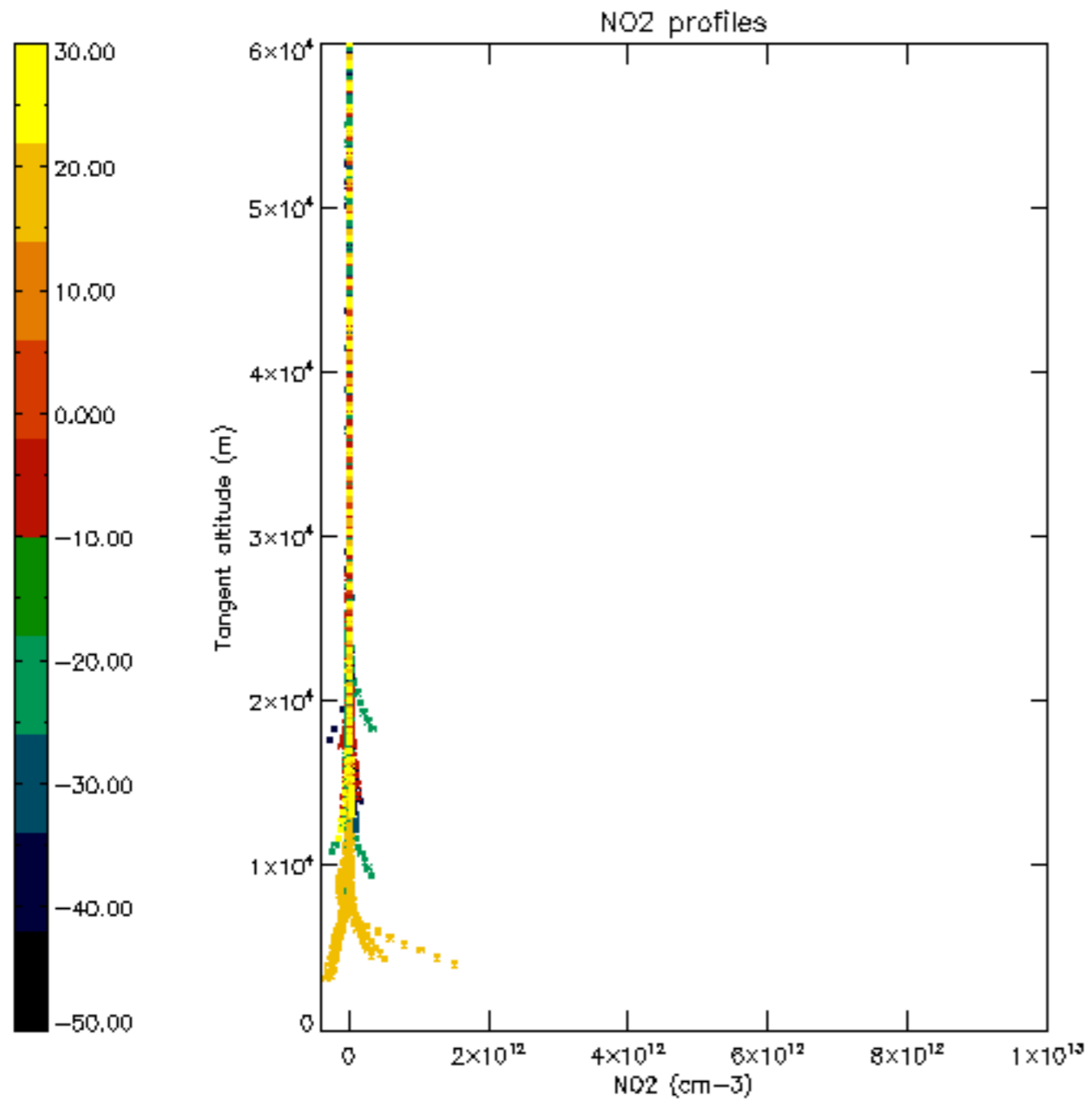


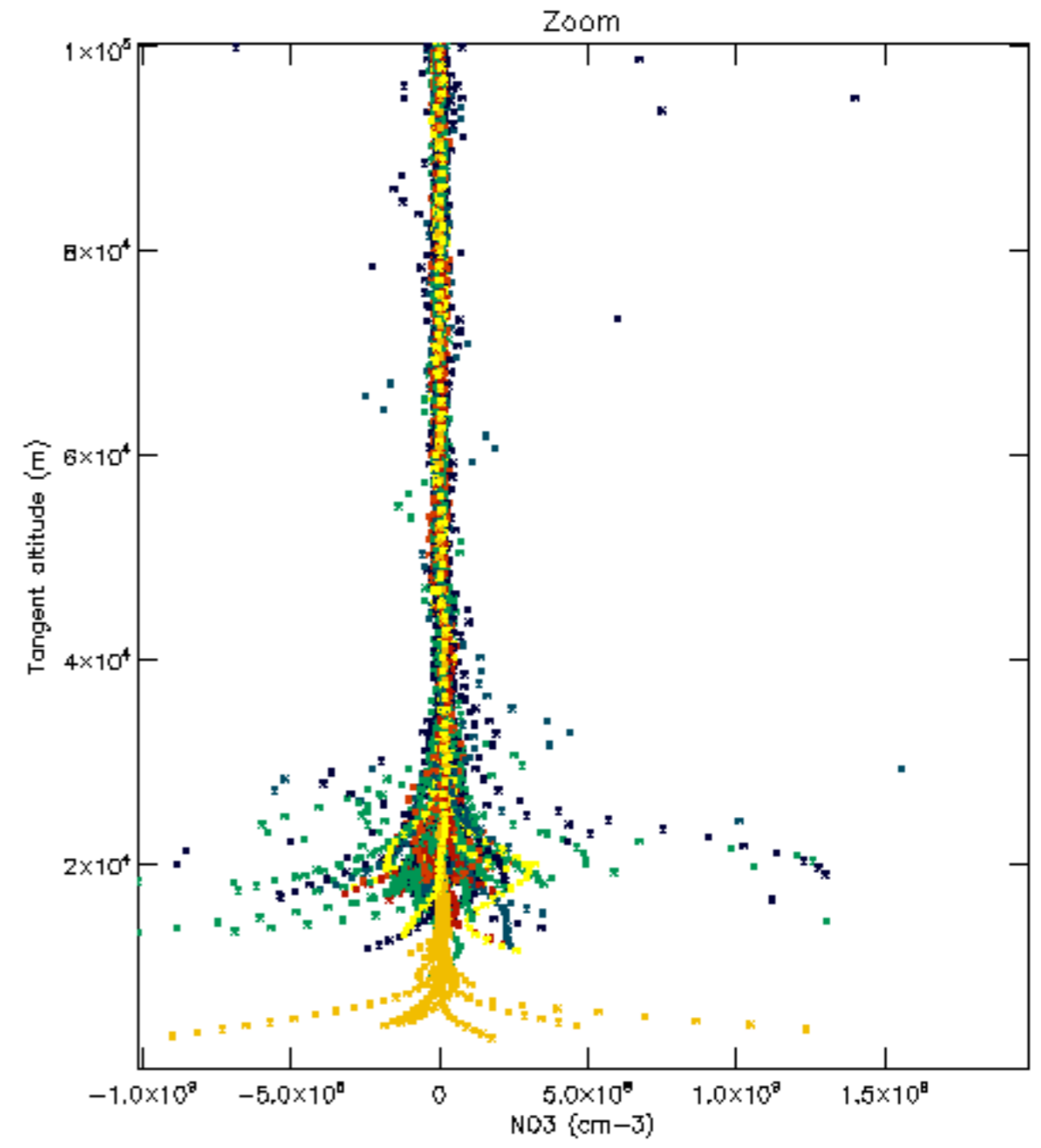
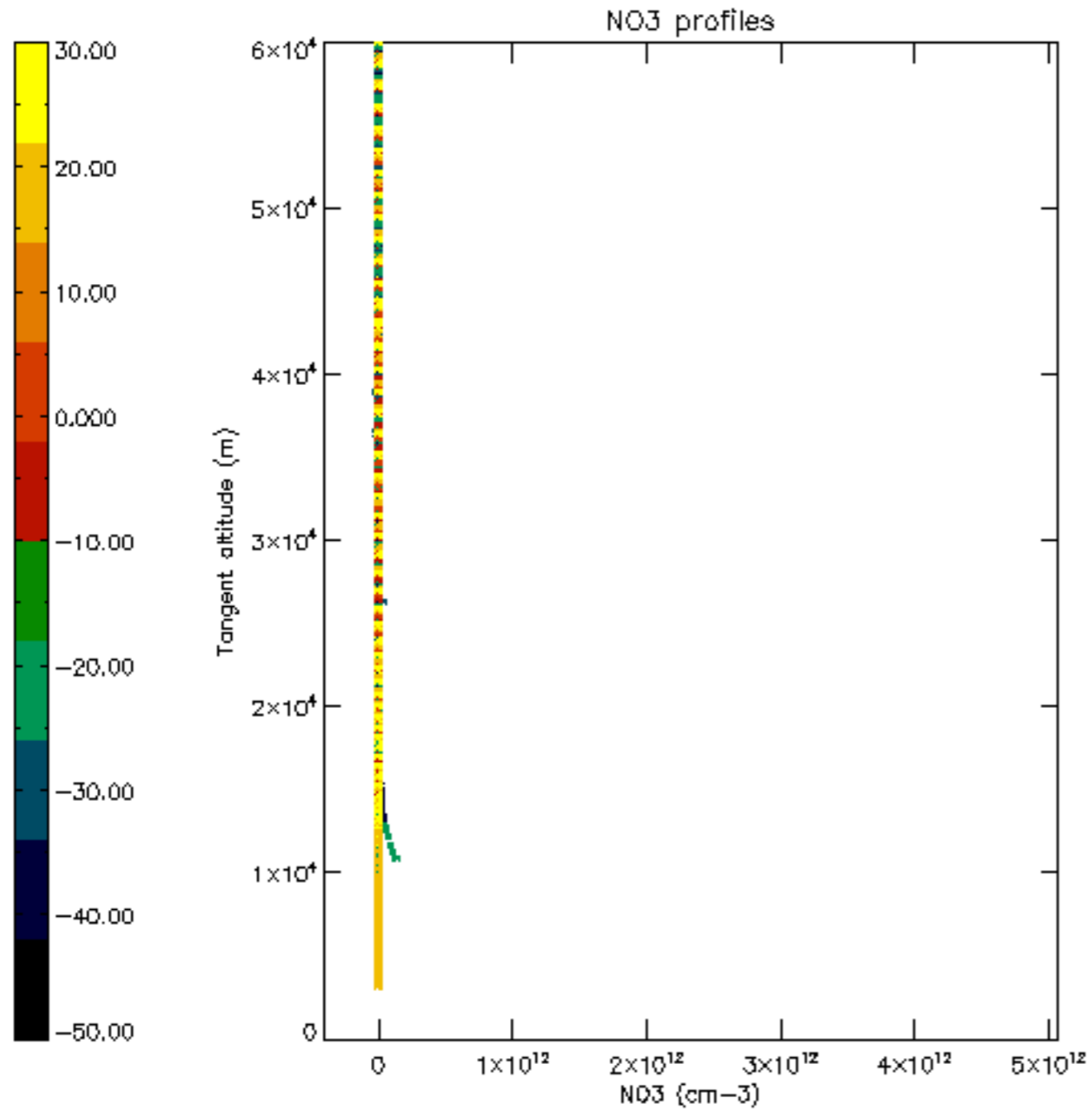


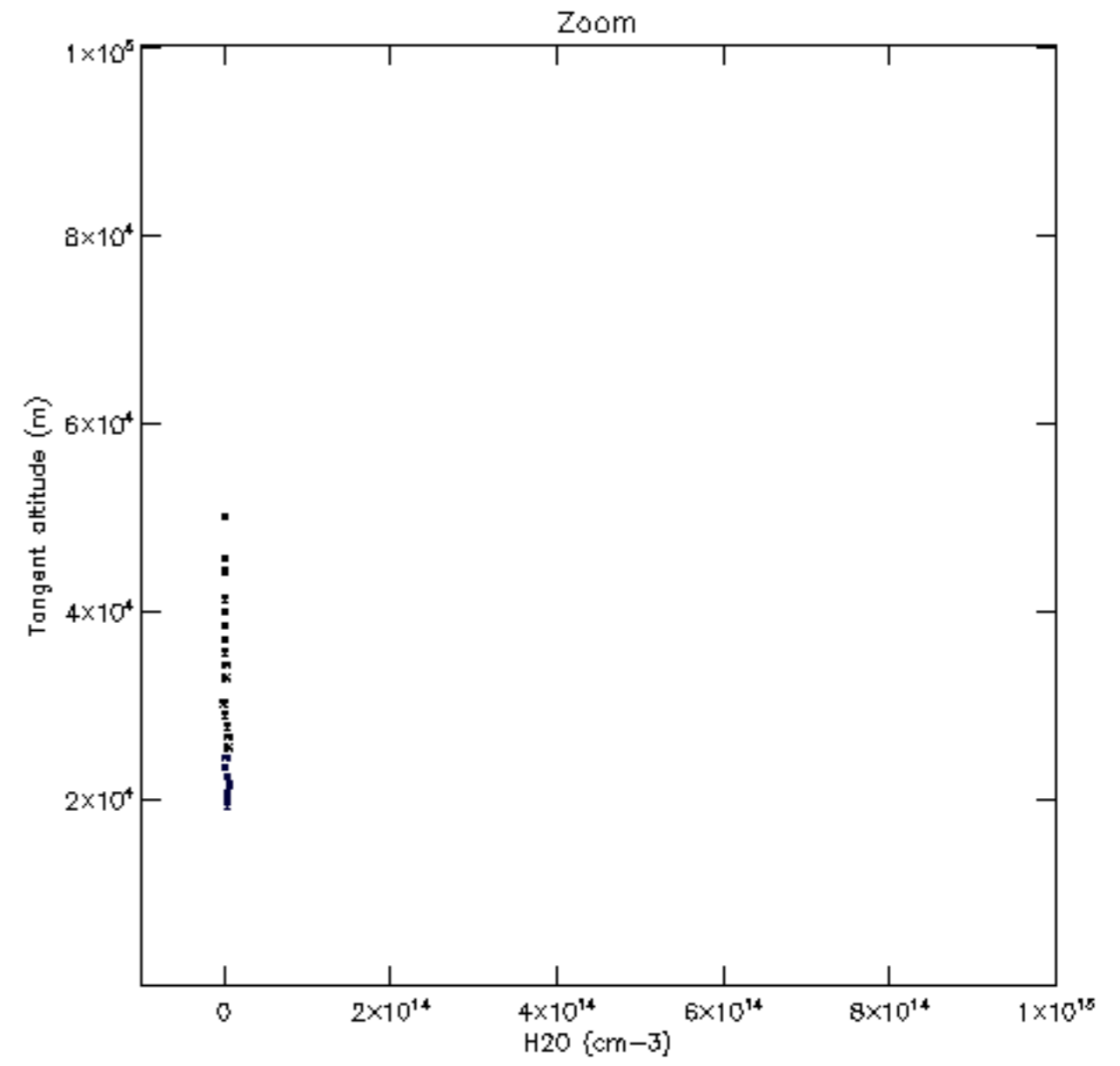
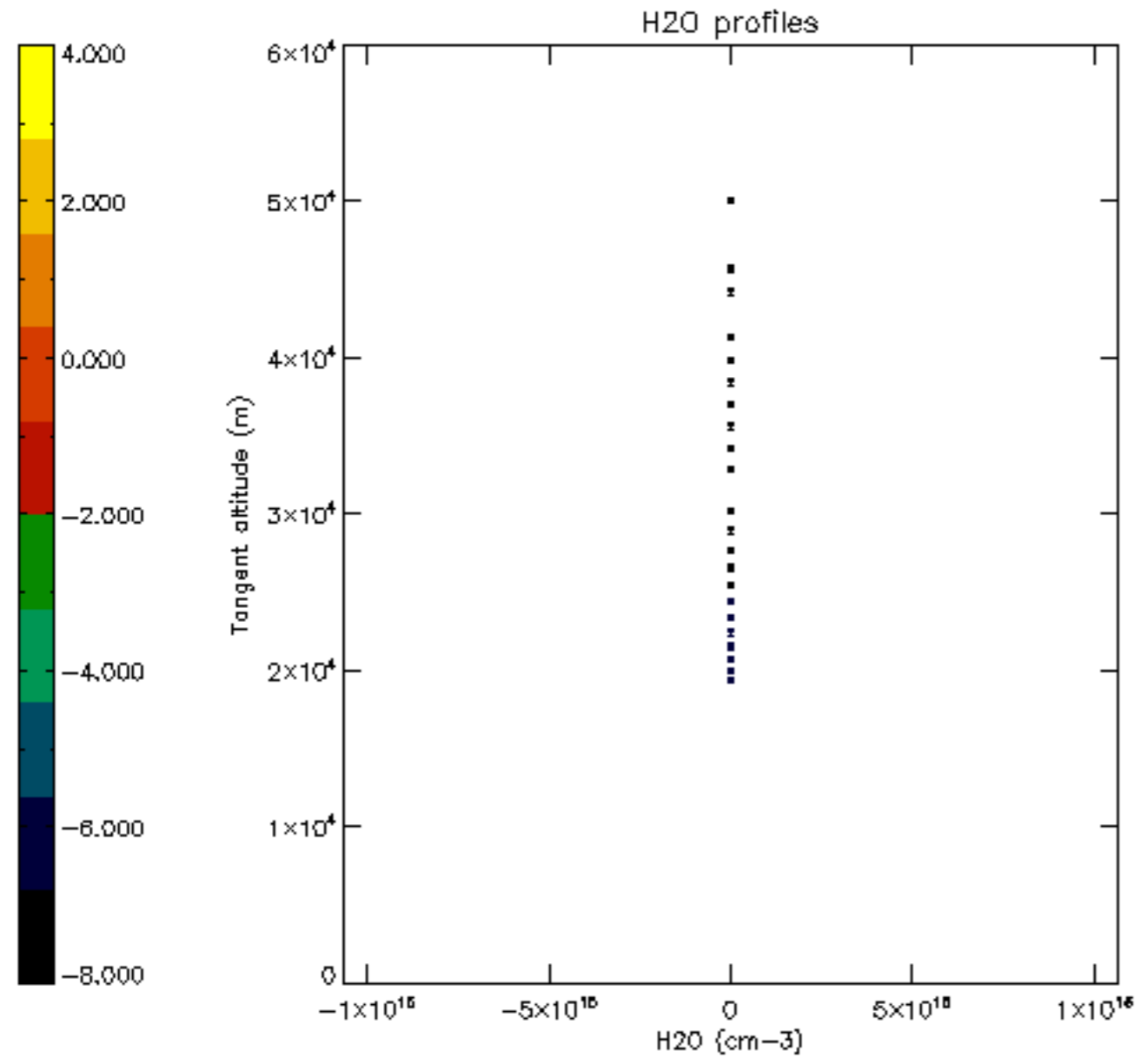


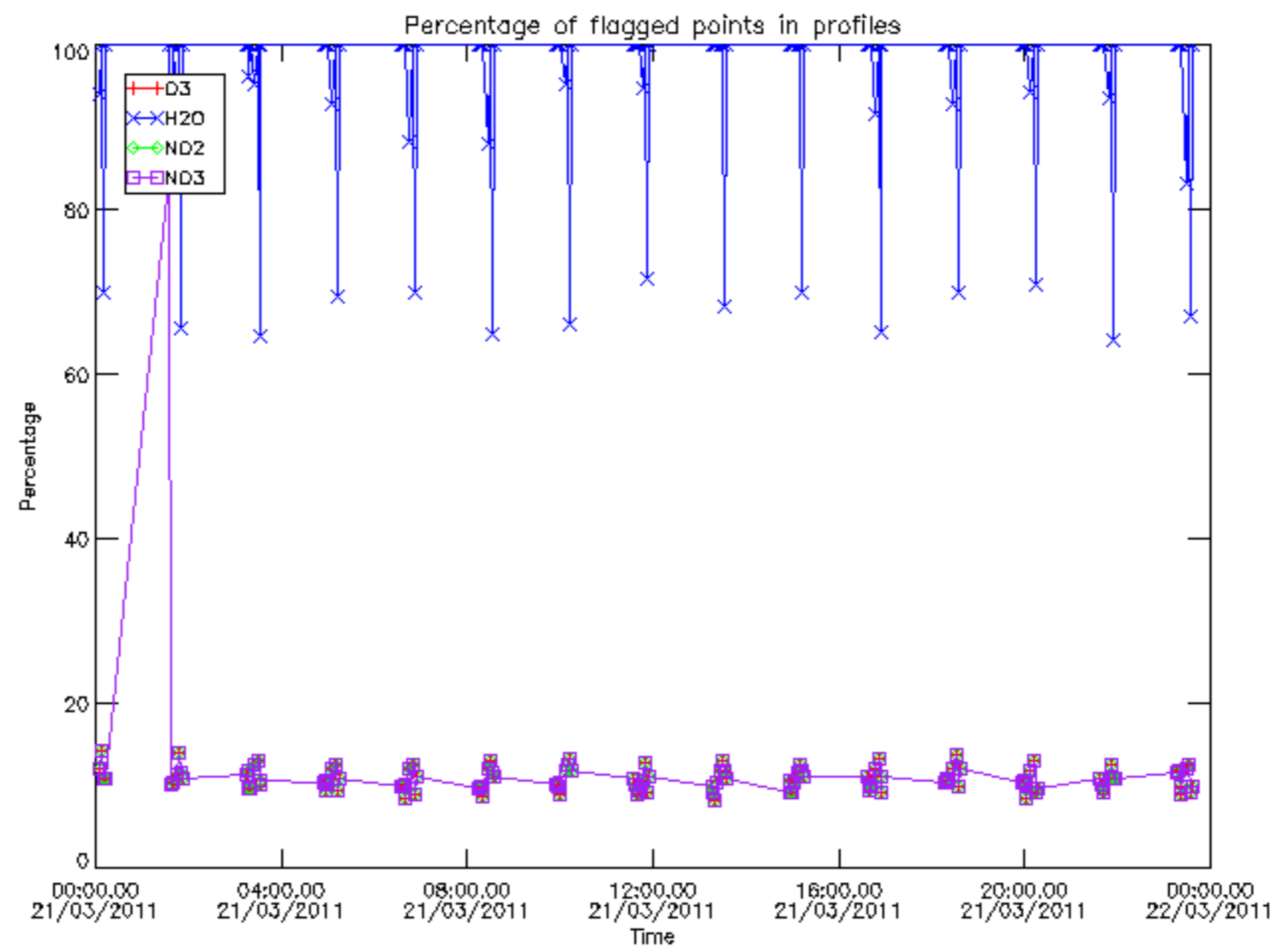




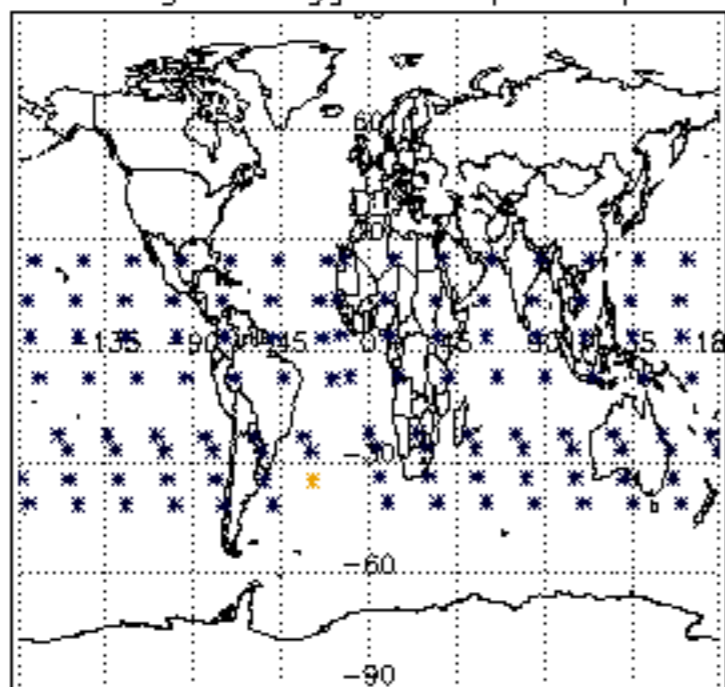




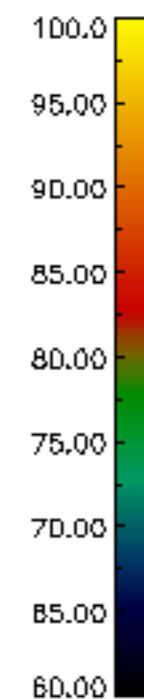
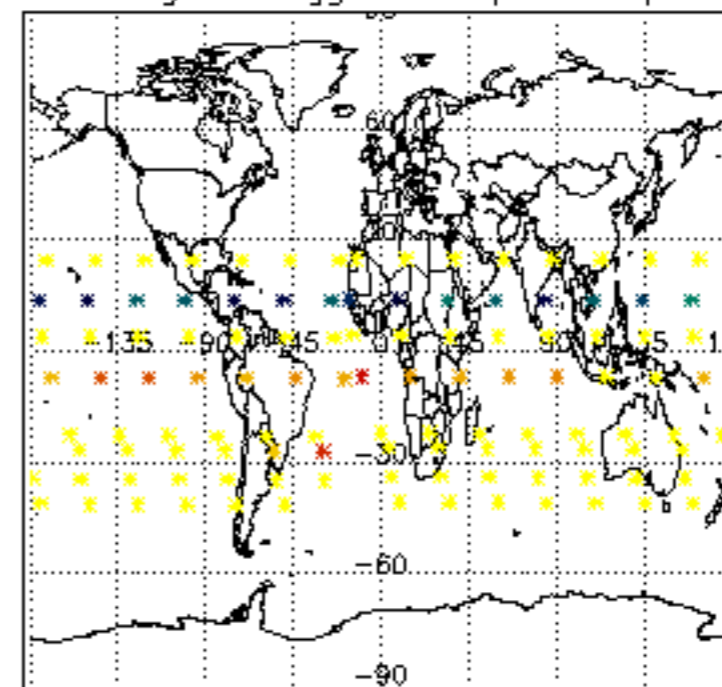




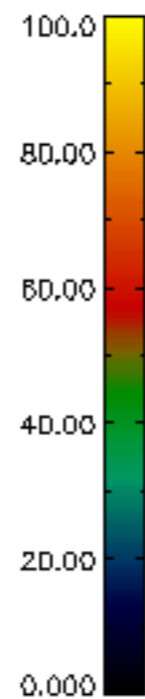
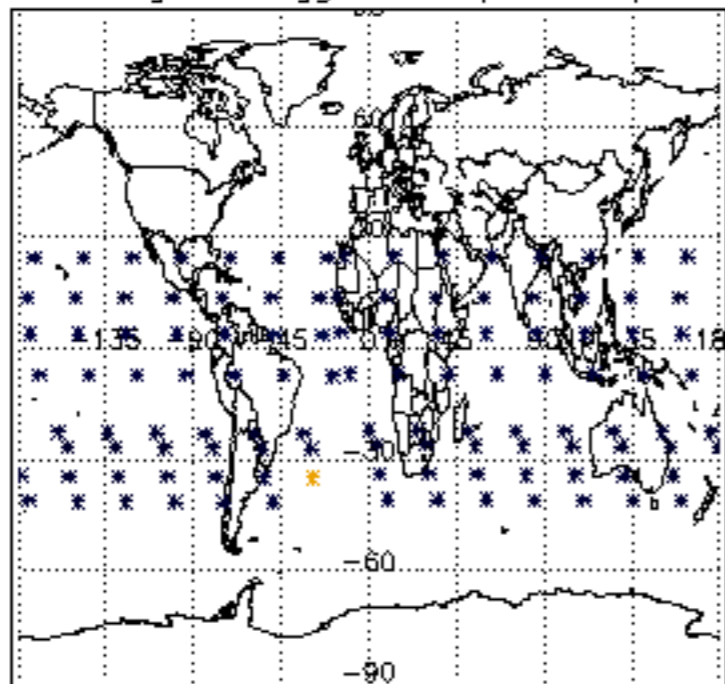
Percentage of flagged data per D3 profile



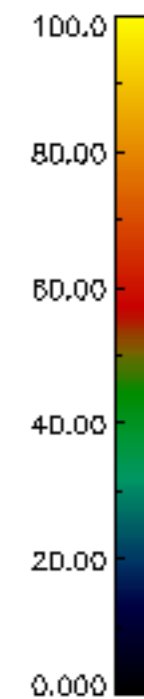
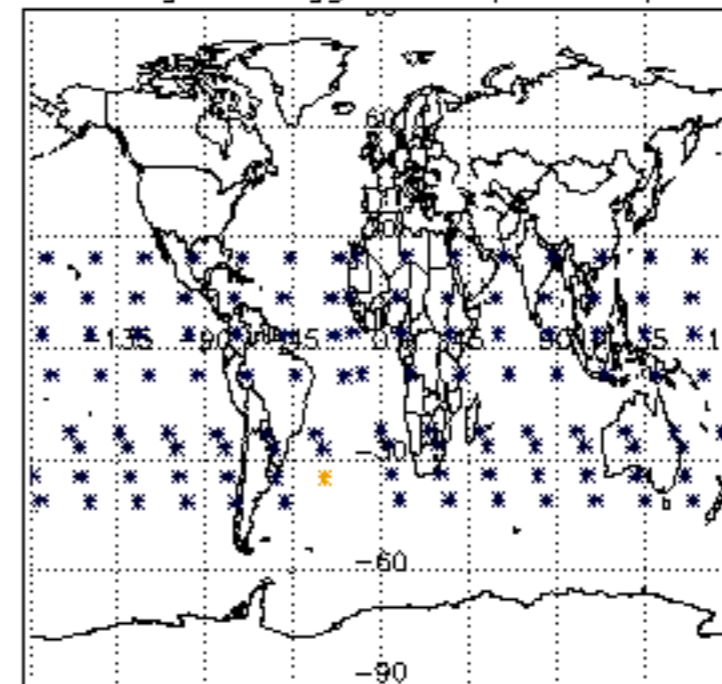
Percentage of flagged data per H2O profile

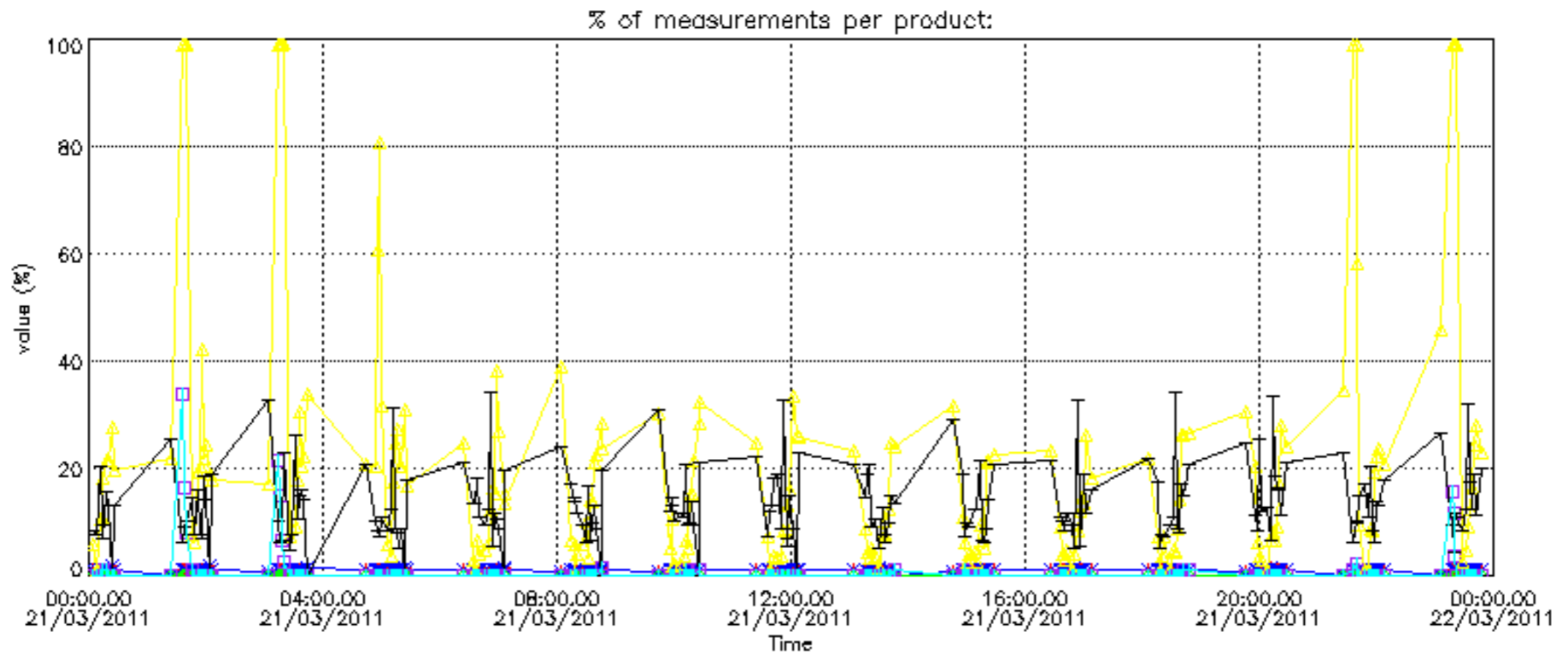


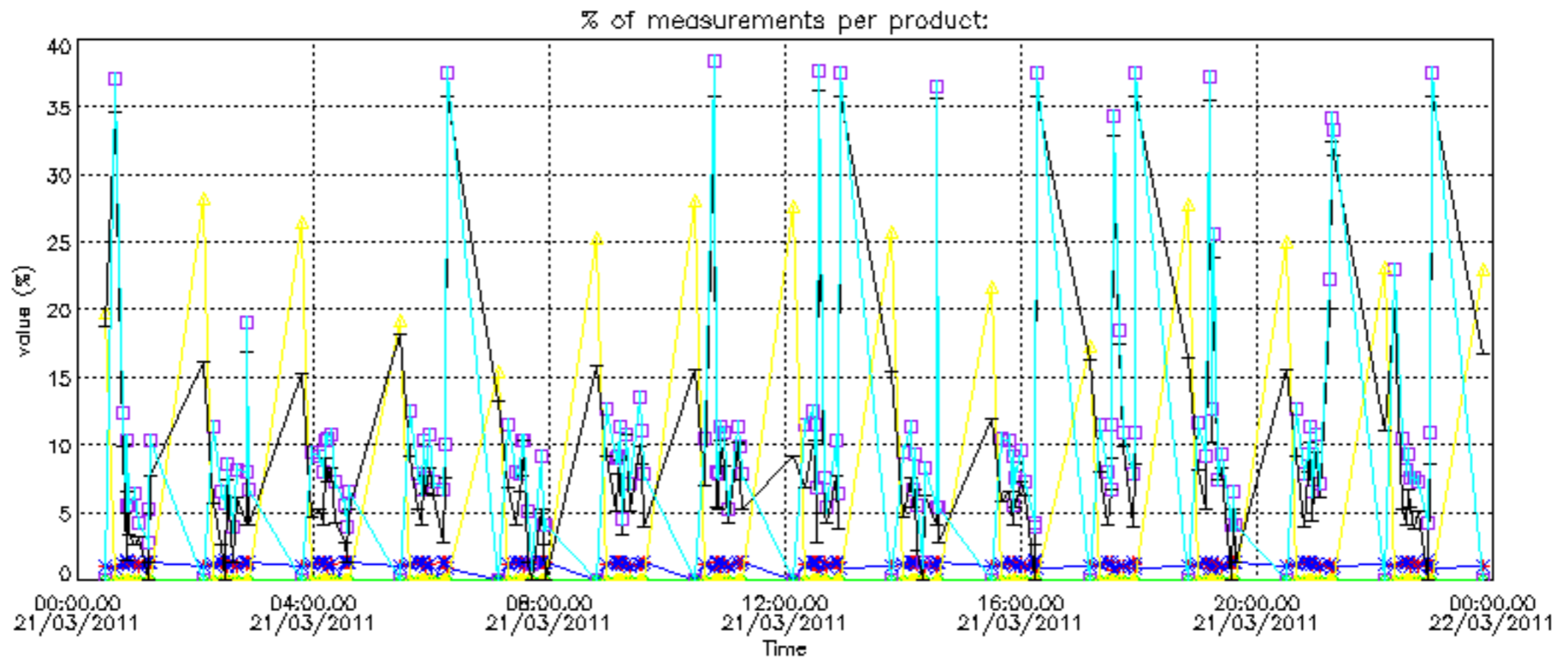
Percentage of flagged data per NO2 profile



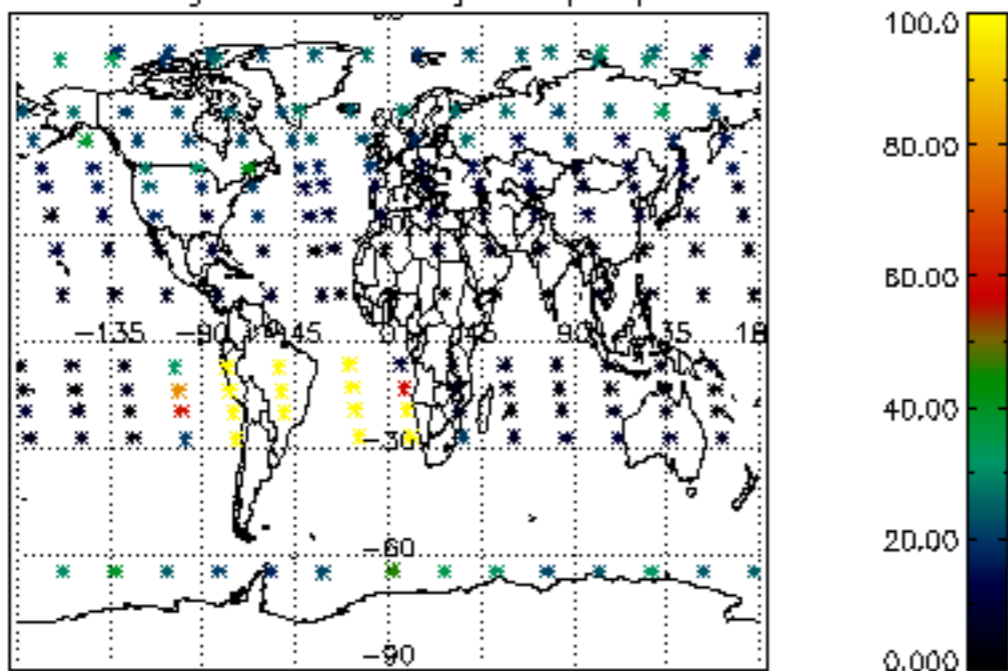
Percentage of flagged data per NO3 profile



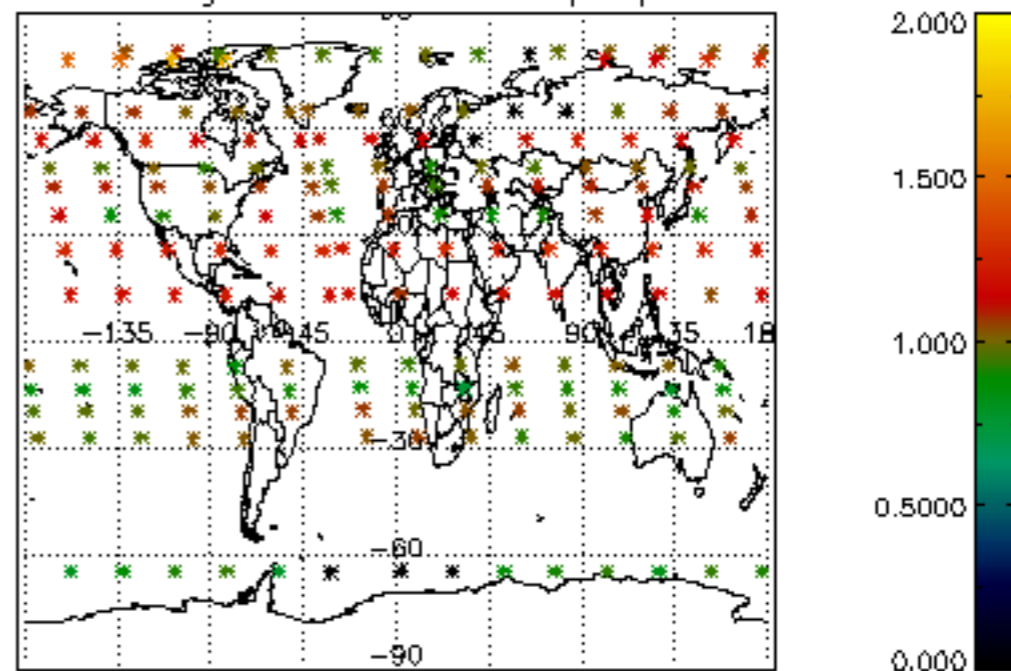




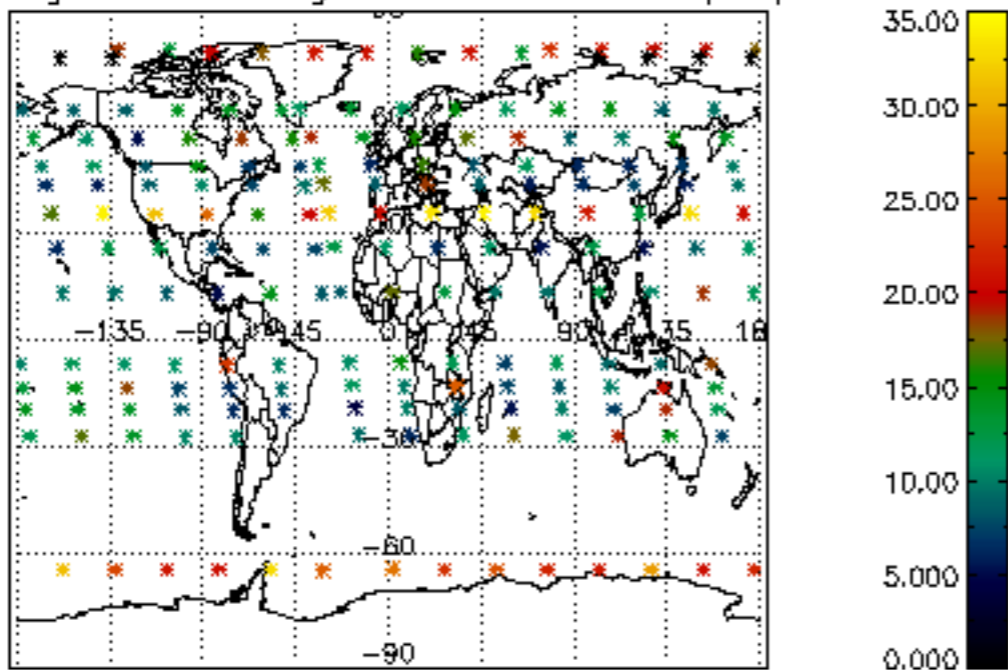
Percentage of cosmic ray hits per profile



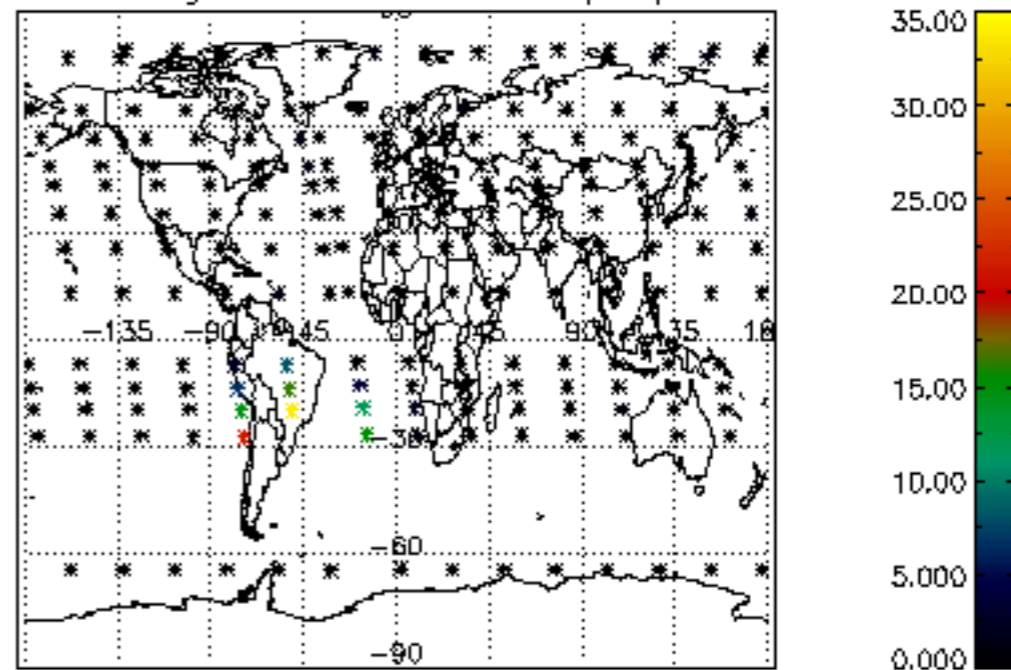
Percentage of datation errors per profile



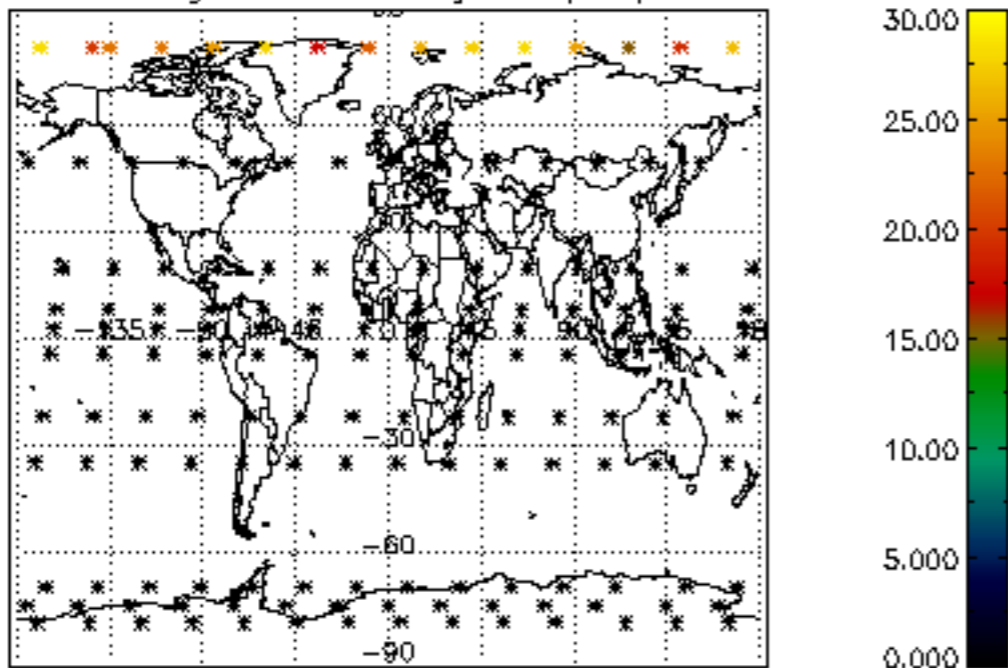
Percentage of star falling outside central band per profile



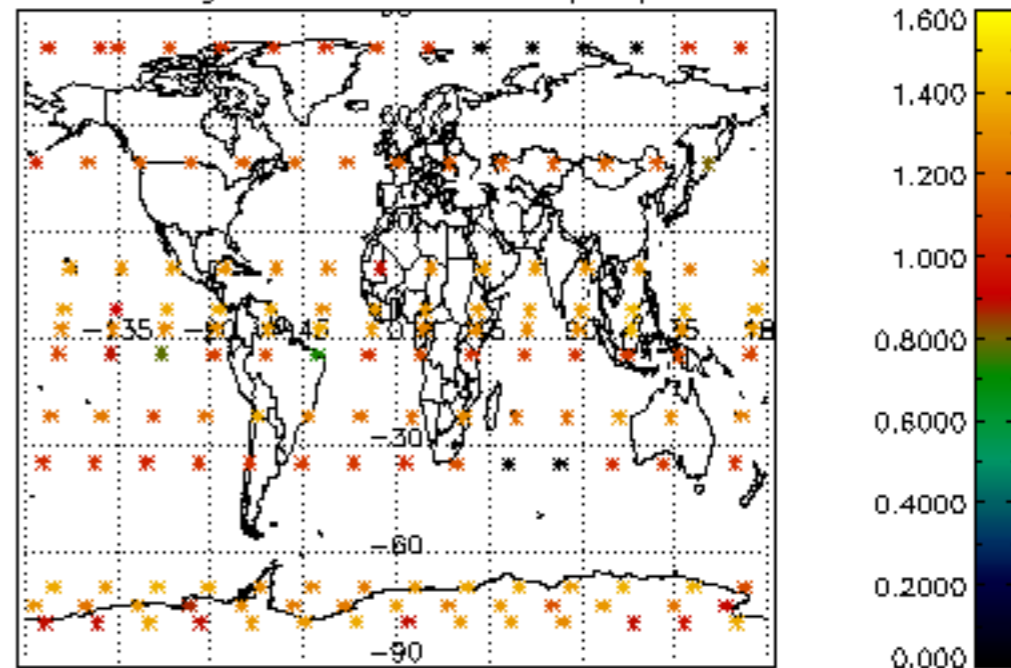
Percentage of saturation errors per profile



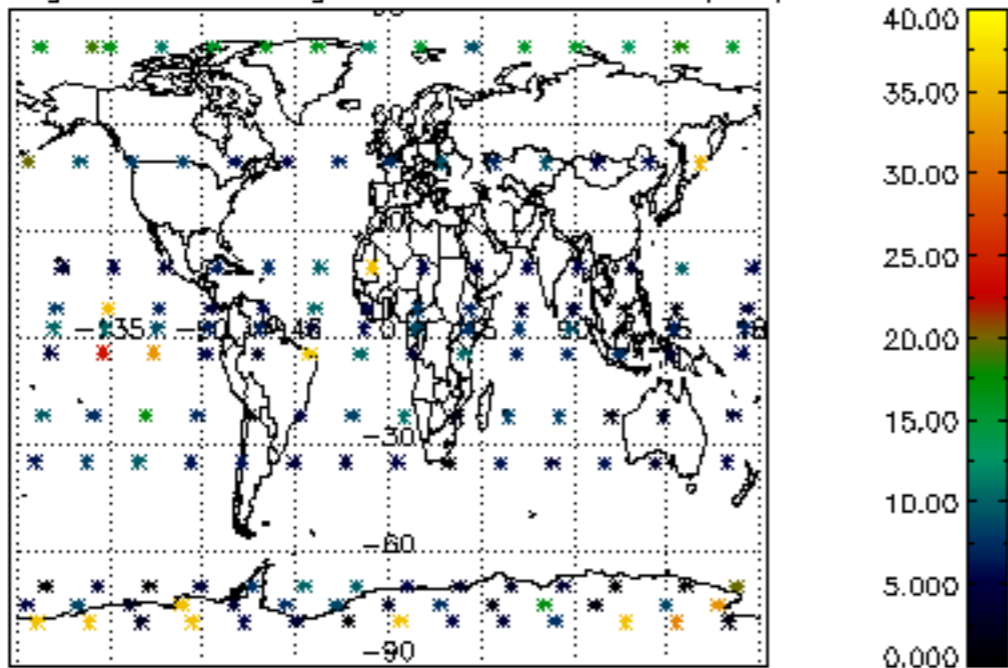
Percentage of cosmic ray hits per profile



Percentage of datation errors per profile



Percentage of star falling outside central band per profile



Percentage of saturation errors per profile

