

GOMOS Level 2 Daily Report

SUMMARY

[1. General Info](#)

[2. Summary of processed GOM_NL_2P products](#)

[3. Level 2 Quality information per product](#)

[3.1 Plot of level 2 quality information per product \(time dependant\)](#)

[3.2 Plot of level 2 quality information per product \(world map\)](#)

[4. Level 1 Quality information per product \(stored on level 2 products\)](#)

[4.1 Plot of level 1 quality information per product \(time dependant\)](#)

[4.1.1 Plot of level 1 quality information per product \(time dependant\): ASCENDING](#)

[4.1.2 Plot of level 1 quality information per product \(time dependant\): DESCENDING](#)

[4.2 Plot of level 1 quality information per product \(world map\)](#)

[4.2.1 Plot of level 1 quality information per product \(world map\): ASCENDING](#)

[4.2.2 Plot of level 1 quality information per product \(world map\): DESCENDING](#)

[5. Ozone profiles based on quality statistics and other trace gas profiles](#)

[5.1 Ozone statistics based on quality of products](#)

[5.2 Plot ozone profiles for all STD \(dark without errors\)](#)

[5.3 Plot ozone profiles where STD < 20% \(dark without errors\)](#)

[5.4. Plot ozone profiles where STD < 10% \(dark without errors\)](#)

[5.5. Plot ozone profiles where STD < 5% \(dark without errors\)](#)

[5.6 Plot NO2 profiles for all STD \(dark without errors\)](#)

[5.7 Plot NO3 profiles for all STD \(dark without errors\)](#)

[5.8 Plot H2O profiles \(only for occultations of stars 1,2,3,4,13,14,16,26,63 dark without errors\) for all STD](#)

[6. Auxiliary Data Files used for the production reported in section 2](#)

This report presents the daily analysis on parameters extracted from GOMOS level 2 data (GOM_NL__2P). It is intended to monitor some important parameters that will impact the quality of these products. A list of level 2 products (and content) that have arrived during the reporting day to the PCF is also given.

Item	Value
Time of report generation	24APR2013 11:23:33
Data source version	GOMOS/6.01
Start time of products	16-03-2011 (16MAR2011 00:00:00)
Stop time of products	17-03-2011 (17MAR2011 00:00:00)
Store outputs in DB	Yes
Nb of level 2 prods	329
Nb of prods with errors	0

2. Summary of processed GOM_NL__2P products.

Nr	Filename	UTC Start time	Limb	Duration	Star Id	Star Name	Star Mag	Star Temp	Nb Meas	Orbit	Prod. error
1	GOM_NL__2PRFIN20110316_000011_000000643100_00275_47272_7997.N1	16-MAR-2011 00:00:11	Straylight	64.000	54	5The Cen	2.0550	4500.0	128	47272	No
2	GOM_NL__2PRFIN20110316_000201_000000503100_00275_47272_7998.N1	16-MAR-2011 00:02:01	Straylight	50.000	123	1ot Cen	2.7500	10200.	100	47272	No
3	GOM_NL__2PRFIN20110316_000747_000000563100_00275_47272_7999.N1	16-MAR-2011 00:07:47	Straylight	56.000	106	9Bet Crv	2.6480	5600.0	112	47272	No
4	GOM_NL__2PRFIN20110316_001006_000000523100_00275_47272_8000.N1	16-MAR-2011 00:10:06	Twilight_stray	51.500	100	4Gam Crv	2.5800	13100.	103	47272	No
5	GOM_NL__2PRFIN20110316_002142_000000393100_00275_47272_8001.N1	16-MAR-2011 00:21:42	Bright	39.000	51	41Gam1Leo	2.0100	4500.0	78	47272	No
6	GOM_NL__2PRFIN20110316_002925_000000393100_00275_47272_8002.N1	16-MAR-2011 00:29:25	Bright	39.000	174	52Psi UMa	3.0040	4400.0	78	47272	No
7	GOM_NL__2PRFIN20110316_003235_000000373100_00275_47272_8003.N1	16-MAR-2011 00:32:35	Bright	37.000	82	48Bet UMa	2.3650	10600.	74	47272	No
8	GOM_NL__2PRFIN20110316_003404_000000393100_00275_47272_8004.N1	16-MAR-2011 00:34:04	Bright	38.500	36	50Alp UMa	1.8000	6300.0	77	47272	No
9	GOM_NL__2PRFIN20110316_003537_000000453100_00275_47272_8005.N1	16-MAR-2011 00:35:37	Bright	44.500	32	77Eps UMa	1.7630	11000.	89	47272	No
10	GOM_NL__2PRFIN20110316_004107_000000393100_00275_47272_8006.N1	16-MAR-2011 00:41:07	Bright	39.000	60	7Bet UMi	2.0810	3950.0	78	47272	No
11	GOM_NL__2PRFIN20110316_004508_000000463100_00275_47272_8007.N1	16-MAR-2011 00:45:08	Bright	45.500	119	14Eta Dra	2.7270	4700.0	91	47272	No
12	GOM_NL__2PRFIN20110316_005103_000000333100_00275_47272_8008.N1	16-MAR-2011 00:51:03	Twilight_stray	33.000	69	33Gam Dra	2.2310	3800.0	66	47272	No
13	GOM_NL__2PRFIN20110316_005419_000000363100_00275_47272_8009.N1	16-MAR-2011 00:54:19	Bright	36.000	19	50Alp Cyg	1.2460	10500.	72	47272	No
14	GOM_NL__2PRFIN20110316_005553_000000393100_00275_47272_8010.N1	16-MAR-2011 00:55:53	Bright	38.500	66	37Gam Cyg	2.2080	5900.0	77	47272	No
15	GOM_NL__2PRFIN20110316_005736_000000363100_00275_47272_8011.N1	16-MAR-2011 00:57:36	Bright	35.500	92	53Eps Cyg	2.5000	4500.0	71	47272	No
16	GOM_NL__2PRFIN20110316_010555_000000513100_00275_47272_8012.N1	16-MAR-2011 01:05:55	Twilight_stray	50.500	11	53Alp Aql	0.76500	8000.0	101	47272	No
17	GOM_NL__2PRFIN20110316_011806_000000473100_00275_47272_8013.N1	16-MAR-2011 01:18:06	Dark	46.500	57	34Sig Sgr	2.0660	26000.	93	47272	No
18	GOM_NL__2PRFIN20110316_012134_000000533100_00275_47272_8014.N1	16-MAR-2011 01:21:34	Dark	52.500	38	20Eps Sgr	1.8360	11000.	105	47272	No
19	GOM_NL__2PRFIN20110316_012732_000000453100_00276_47273_8039.N1	16-MAR-2011 01:27:32	Dark	45.000	141	Bet Ara	2.8400	4600.0	90	47273	No
20	GOM_NL__2PRFIN20110316_013357_000000573100_00276_47273_8040.N1	16-MAR-2011 01:33:57	Dark	57.000	4	Alp1Cen	-0.010000	5800.0	114	47273	No
21	GOM_NL__2PRFIN20110316_013553_000000473100_00276_47273_8041.N1	16-MAR-2011 01:35:53	Dark	47.000	78	Alp Lup	2.3040	28000.	94	47273	No
22	GOM_NL__2PRFIN20110316_013720_000000523100_00276_47273_8042.N1	16-MAR-2011 01:37:20	Dark	51.500	81	Eta Cen	2.3560	28000.	103	47273	No
23	GOM_NL__2PRFIN20110316_014026_000000623100_00276_47273_8043.N1	16-MAR-2011 01:40:26	Straylight	61.500	54	5The Cen	2.0550	4500.0	123	47273	No
24	GOM_NL__2PRFIN20110316_014215_000000503100_00276_47273_8044.N1	16-MAR-2011 01:42:15	Straylight	50.000	123	1ot Cen	2.7500	10200.	100	47273	No
25	GOM_NL__2PRFIN20110316_014801_000000563100_00276_47273_8045.N1	16-MAR-2011 01:48:01	Straylight	56.000	106	9Bet Crv	2.6480	5600.0	112	47273	No
26	GOM_NL__2PRFIN20110316_015020_000000513100_00276_47273_8046.N1	16-MAR-2011 01:50:20	Twilight_stray	50.500	100	4Gam Crv	2.5800	13100.	101	47273	No
27	GOM_NL__2PRFIN20110316_020156_000000403100_00276_47273_8047.N1	16-MAR-2011 02:01:56	Bright	39.500	51	41Gam1Leo	2.0100	4500.0	79	47273	No
28	GOM_NL__2PRFIN20110316_020938_000000413100_00276_47273_8048.N1	16-MAR-2011 02:09:38	Bright	40.500	174	52Psi UMa	3.0040	4400.0	81	47273	No
29	GOM_NL__2PRFIN20110316_021249_000000393100_00276_47273_8049.N1	16-MAR-2011 02:12:49	Bright	38.500	82	48Bet UMa	2.3650	10600.	77	47273	No
30	GOM_NL__2PRFIN20110316_021418_000000373100_00276_47273_8050.N1	16-MAR-2011 02:14:18	Bright	36.500	36	50Alp UMa	1.8000	6300.0	73	47273	No
31	GOM_NL__2PRFIN20110316_021550_000000433100_00276_47273_8051.N1	16-MAR-2011 02:15:50	Bright	43.000	32	77Eps UMa	1.7630	11000.	86	47273	No
32	GOM_NL__2PRFIN20110316_022120_000000413100_00276_47273_8052.N1	16-MAR-2011 02:21:20	Bright	40.500	60	7Bet UMi	2.0810	3950.0	81	47273	No
33	GOM_NL__2PRFIN20110316_022521_000000493100_00276_47273_8053.N1	16-MAR-2011 02:25:21	Bright	48.500	119	14Eta Dra	2.7270	4700.0	97	47273	No
34	GOM_NL__2PRFIN20110316_023117_000000333100_00276_47273_8054.N1	16-MAR-2011 02:31:17	Twilight_stray	33.000	69	33Gam Dra	2.2310	3800.0	66	47273	No
35	GOM_NL__2PRFIN20110316_023433_000000363100_00276_47273_8055.N1	16-MAR-2011 02:34:33	Bright	36.000	19	50Alp Cyg	1.2460	10500.	72	47273	No
36	GOM_NL__2PRFIN20110316_023607_000000383100_00276_47273_8056.N1	16-MAR-2011 02:36:07	Bright	38.000	66	37Gam Cyg	2.2080	5900.0	76	47273	No
37	GOM_NL__2PRFIN20110316_023750_000000353100_00276_47273_8057.N1	16-MAR-2011 02:37:50	Bright	35.000	92	53Eps Cyg	2.5000	4500.0	70	47273	No
38	GOM_NL__2PRFIN20110316_024609_000000533100_00276_47273_8058.N1	16-MAR-2011 02:46:09	Twilight_stray	53.000	11	53Alp Aql	0.76500	8000.0	106	47273	No
39	GOM_NL__2PRFIN20110316_025619_000000483100_00276_47273_8059.N1	16-MAR-2011 02:56:19	Dark	48.000	155	41Pi Sgr	2.9000	6600.0	96	47273	No
40	GOM_NL__2PRFIN20110316_025821_000000483100_00276_47273_8060.N1	16-MAR-2011 02:58:21	Dark	47.500	57	34Sig Sgr	2.0660	26000.	95	47273	No
41	GOM_NL__2PRFIN20110316_030148_000000483100_00276_47273_8061.N1	16-MAR-2011 03:01:48	Dark	48.000	38	20Eps Sgr	1.8360	11000.	96	47273	No
42	GOM_NL__2PRFIN20110316_030747_000000423100_00277_47274_8052.N1	16-MAR-2011 03:07:47	Dark	41.500	141	Bet Ara	2.8400	4600.0	83	47274	No

43	GOM_NL__2PRFIN20110316_031411_000000453100_00277_47274_8053.N1	16-MAR-2011 03:14:11	Dark	45.000	4	Alp1Cen	-0.010000	5800.0	90	47274	No
44	GOM_NL__2PRFIN20110316_031608_000000473100_00277_47274_8054.N1	16-MAR-2011 03:16:08	Dark	46.500	78	Alp Lup	2.3040	28000.	93	47274	No
45	GOM_NL__2PRFIN20110316_031734_000000583100_00277_47274_8055.N1	16-MAR-2011 03:17:34	Dark	58.000	81	Eta Cen	2.3560	28000.	116	47274	No
46	GOM_NL__2PRFIN20110316_032041_000000623100_00277_47274_8056.N1	16-MAR-2011 03:20:41	Straylight	62.000	54	5The Cen	2.0550	4500.0	124	47274	No
47	GOM_NL__2PRFIN20110316_032230_000000493100_00277_47274_8057.N1	16-MAR-2011 03:22:30	Straylight	48.500	123	lot Cen	2.7500	10200.	97	47274	No
48	GOM_NL__2PRFIN20110316_032816_000000583100_00277_47274_8058.N1	16-MAR-2011 03:28:16	Straylight	58.000	106	9Bet Crv	2.6480	5600.0	116	47274	No
49	GOM_NL__2PRFIN20110316_033034_000000523100_00277_47274_8059.N1	16-MAR-2011 03:30:34	Tw_i_and_stray	51.500	100	4Gam Crv	2.5800	13100.	103	47274	No
50	GOM_NL__2PRFIN20110316_034210_000000393100_00277_47274_8060.N1	16-MAR-2011 03:42:10	Bright	39.000	51	41Gam1Leo	2.0100	4500.0	78	47274	No
51	GOM_NL__2PRFIN20110316_034952_000000393100_00277_47274_8061.N1	16-MAR-2011 03:49:52	Bright	38.500	174	52Psi UMa	3.0040	4400.0	77	47274	No
52	GOM_NL__2PRFIN20110316_035303_000000403100_00277_47274_8062.N1	16-MAR-2011 03:53:03	Bright	39.500	82	48Bet UMa	2.3650	10600.	79	47274	No
53	GOM_NL__2PRFIN20110316_035432_000000403100_00277_47274_8063.N1	16-MAR-2011 03:54:32	Bright	39.500	36	50Alp UMa	1.8000	6300.0	79	47274	No
54	GOM_NL__2PRFIN20110316_035604_000000443100_00277_47274_8064.N1	16-MAR-2011 03:56:04	Bright	43.500	32	77Eps UMa	1.7630	11000.	87	47274	No
55	GOM_NL__2PRFIN20110316_040134_000000423100_00277_47274_8065.N1	16-MAR-2011 04:01:34	Bright	41.500	60	7Bet UMi	2.0810	3950.0	83	47274	No
56	GOM_NL__2PRFIN20110316_040535_000000473100_00277_47274_8066.N1	16-MAR-2011 04:05:35	Bright	46.500	119	14Eta Dra	2.7270	4700.0	93	47274	No
57	GOM_NL__2PRFIN20110316_041130_000000283100_00277_47274_8067.N1	16-MAR-2011 04:11:30	Tw_i_and_stray	28.000	69	33Gam Dra	2.2310	3800.0	56	47274	No
58	GOM_NL__2PRFIN20110316_041447_000000363100_00277_47274_8068.N1	16-MAR-2011 04:14:47	Bright	36.000	19	50Alp Cyg	1.2460	10500.	72	47274	No
59	GOM_NL__2PRFIN20110316_041621_000000383100_00277_47274_8069.N1	16-MAR-2011 04:16:21	Bright	37.500	66	37Gam Cyg	2.2080	5900.0	75	47274	No
60	GOM_NL__2PRFIN20110316_041804_000000383100_00277_47274_8070.N1	16-MAR-2011 04:18:04	Bright	37.500	92	53Eps Cyg	2.5000	4500.0	75	47274	No
61	GOM_NL__2PRFIN20110316_042624_000000563100_00277_47274_8071.N1	16-MAR-2011 04:26:24	Tw_i_and_stray	55.500	11	53Alp Aql	0.76500	8000.0	111	47274	No
62	GOM_NL__2PRFIN20110316_043634_000000483100_00277_47274_8072.N1	16-MAR-2011 04:36:34	Dark	48.000	155	41Pi Sgr	2.9000	6600.0	96	47274	No
63	GOM_NL__2PRFIN20110316_043836_000000493100_00277_47274_8073.N1	16-MAR-2011 04:38:36	Dark	48.500	57	34Sig Sgr	2.0660	26000.	97	47274	No
64	GOM_NL__2PRFIN20110316_044204_000000543100_00277_47274_8074.N1	16-MAR-2011 04:42:04	Dark	53.500	38	20Eps Sgr	1.8360	11000.	107	47274	No
65	GOM_NL__2PRFIN20110316_044802_000000443100_00278_47275_8075.N1	16-MAR-2011 04:48:02	Dark	44.000	141	Bet Ara	2.8400	4600.0	88	47275	No
66	GOM_NL__2PRFIN20110316_045426_000000503100_00278_47275_8076.N1	16-MAR-2011 04:54:26	Dark	49.500	4	Alp1Cen	-0.010000	5800.0	99	47275	No
67	GOM_NL__2PRFIN20110316_045623_000000513100_00278_47275_8077.N1	16-MAR-2011 04:56:23	Dark	51.000	78	Alp Lup	2.3040	28000.	102	47275	No
68	GOM_NL__2PRFIN20110316_045750_000000523100_00278_47275_8078.N1	16-MAR-2011 04:57:50	Dark	51.500	81	Eta Cen	2.3560	28000.	103	47275	No
69	GOM_NL__2PRFIN20110316_050056_000000643100_00278_47275_8079.N1	16-MAR-2011 05:00:56	Straylight	63.500	54	5The Cen	2.0550	4500.0	127	47275	No
70	GOM_NL__2PRFIN20110316_050830_000000563100_00278_47275_8080.N1	16-MAR-2011 05:08:30	Straylight	55.500	106	9Bet Crv	2.6480	5600.0	111	47275	No
71	GOM_NL__2PRFIN20110316_051048_000000523100_00278_47275_8081.N1	16-MAR-2011 05:10:48	Tw_i_and_stray	51.500	100	4Gam Crv	2.5800	13100.	103	47275	No
72	GOM_NL__2PRFIN20110316_052224_000000383100_00278_47275_8082.N1	16-MAR-2011 05:22:24	Bright	38.000	51	41Gam1Leo	2.0100	4500.0	76	47275	No
73	GOM_NL__2PRFIN20110316_053006_000000413100_00278_47275_8083.N1	16-MAR-2011 05:30:06	Bright	41.000	174	52Psi UMa	3.0040	4400.0	82	47275	No
74	GOM_NL__2PRFIN20110316_053316_000000393100_00278_47275_8084.N1	16-MAR-2011 05:33:16	Bright	38.500	82	48Bet UMa	2.3650	10600.	77	47275	No
75	GOM_NL__2PRFIN20110316_053446_000000413100_00278_47275_8085.N1	16-MAR-2011 05:34:46	Bright	41.000	36	50Alp UMa	1.8000	6300.0	82	47275	No
76	GOM_NL__2PRFIN20110316_053617_000000443100_00278_47275_8086.N1	16-MAR-2011 05:36:17	Bright	44.000	32	77Eps UMa	1.7630	11000.	88	47275	No
77	GOM_NL__2PRFIN20110316_054148_000000413100_00278_47275_8087.N1	16-MAR-2011 05:41:48	Bright	41.000	60	7Bet UMi	2.0810	3950.0	82	47275	No
78	GOM_NL__2PRFIN20110316_054548_000000473100_00278_47275_8088.N1	16-MAR-2011 05:45:48	Bright	46.500	119	14Eta Dra	2.7270	4700.0	93	47275	No
79	GOM_NL__2PRFIN20110316_055144_000000283100_00278_47275_8089.N1	16-MAR-2011 05:51:44	Tw_i_and_stray	28.000	69	33Gam Dra	2.2310	3800.0	56	47275	No
80	GOM_NL__2PRFIN20110316_055501_000000393100_00278_47275_8090.N1	16-MAR-2011 05:55:01	Bright	39.000	19	50Alp Cyg	1.2460	10500.	78	47275	No
81	GOM_NL__2PRFIN20110316_055635_000000373100_00278_47275_8091.N1	16-MAR-2011 05:56:35	Bright	37.000	66	37Gam Cyg	2.2080	5900.0	74	47275	No
82	GOM_NL__2PRFIN20110316_055818_000000363100_00278_47275_8092.N1	16-MAR-2011 05:58:18	Bright	36.000	92	53Eps Cyg	2.5000	4500.0	72	47275	No
83	GOM_NL__2PRFIN20110316_060638_000000603100_00278_47275_8093.N1	16-MAR-2011 06:06:38	Tw_i_and_stray	60.000	11	53Alp Aql	0.76500	8000.0	120	47275	No
84	GOM_NL__2PRFIN20110316_061649_000000503100_00278_47275_8094.N1	16-MAR-2011 06:16:49	Dark	49.500	155	41Pi Sgr	2.9000	6600.0	99	47275	No
85	GOM_NL__2PRFIN20110316_061851_000000503100_00278_47275_8095.N1	16-MAR-2011 06:18:51	Dark	49.500	57	34Sig Sgr	2.0660	26000.	99	47275	No
86	GOM_NL__2PRFIN20110316_062219_000000553100_00278_47275_8096.N1	16-MAR-2011 06:22:19	Dark	54.500	38	20Eps Sgr	1.8360	11000.	109	47275	No
87	GOM_NL__2PRFIN20110316_062816_000000423100_00279_47276_8103.N1	16-MAR-2011 06:28:16	Dark	41.500	141	Bet Ara	2.8400	4600.0	83	47276	No
88	GOM_NL__2PRFIN20110316_063441_000000493100_00279_47276_8104.N1	16-MAR-2011 06:34:41	Dark	48.500	4	Alp1Cen	-0.010000	5800.0	97	47276	No
89	GOM_NL__2PRFIN20110316_063638_000000483100_00279_47276_8105.N1	16-MAR-2011 06:36:38	Dark	47.500	78	Alp Lup	2.3040	28000.	95	47276	No
90	GOM_NL__2PRFIN20110316_063805_000000573100_00279_47276_8106.N1	16-MAR-2011 06:38:05	Dark	57.000	81	Eta Cen	2.3560	28000.	114	47276	No
91	GOM_NL__2PRFIN20110316_064111_000000613100_00279_47276_8107.N1	16-MAR-2011 06:41:11	Straylight	61.000	54	5The Cen	2.0550	4500.0	122	47276	No
92	GOM_NL__2PRFIN20110316_064259_000000503100_00279_47276_8108.N1	16-MAR-2011 06:42:59	Straylight	50.000	123	lot Cen	2.7500	10200.	100	47276	No
93	GOM_NL__2PRFIN20110316_064844_000000533100_00279_47276_8109.N1	16-MAR-2011 06:48:44	Straylight	53.000	106	9Bet Crv	2.6480	5600.0	106	47276	No
94	GOM_NL__2PRFIN20110316_065103_000000513100_00279_47276_8110.N1	16-MAR-2011 06:51:03	Tw_i_and_stray	50.500	100	4Gam Crv	2.5800	13100.	101	47276	No
95	GOM_NL__2PRFIN20110316_070238_000000383100_00279_47276_8111.N1	16-MAR-2011 07:02:38	Bright	37.500	51	41Gam1Leo	2.0100	4500.0	75	47276	No
96	GOM_NL__2PRFIN20110316_071019_000000423100_00279_47276_8112.N1	16-MAR-2011 07:10:19	Bright	41.500	174	52Psi UMa	3.0040	4400.0	83	47276	No
97	GOM_NL__2PRFIN20110316_071330_000000383100_00279_47276_8113.N1	16-MAR-2011 07:13:30	Bright	37.500	82	48Bet UMa	2.3650	10600.	75	47276	No
98	GOM_NL__2PRFIN20110316_071500_000000393100_00279_47276_8114.N1	16-MAR-2011 07:15:00	Bright	39.000	36	50Alp UMa	1.8000	6300.0	78	47276	No
99	GOM_NL__2PRFIN20110316_071630_000000453100_00279_47276_8115.N1	16-MAR-2011 07:16:30	Bright	45.000	32	77Eps UMa	1.7630	11000.	90	47276	No
100	GOM_NL__2PRFIN20110316_072201_000000403100_00279_47276_8116.N1	16-MAR-2011 07:22:01	Bright	39.500	60	7Bet UMi	2.0810	3950.0	79	47276	No
101	GOM_NL__2PRFIN20110316_072602_000000463100_00279_47276_8117.N1	16-MAR-2011 07:26:02	Bright	45.500	119	14Eta Dra	2.7270	4700.0	91	47276	No

102	GOM_NL__2PRFIN20110316_073515_000000363100_00279_47276_8118.N1	16-MAR-2011 07:35:15	Bright	35.500	19	50Alp Cyg	1.2460	10500.	71	47276	No
103	GOM_NL__2PRFIN20110316_073649_000000373100_00279_47276_8119.N1	16-MAR-2011 07:36:49	Bright	37.000	66	37Gam Cyg	2.2080	5900.0	74	47276	No
104	GOM_NL__2PRFIN20110316_073832_000000373100_00279_47276_8120.N1	16-MAR-2011 07:38:32	Bright	37.000	92	53Eps Cyg	2.5000	4500.0	74	47276	No
105	GOM_NL__2PRFIN20110316_074653_000000553100_00279_47276_8121.N1	16-MAR-2011 07:46:53	Twilight	54.500	11	53Alp Aql	0.76500	8000.0	109	47276	No
106	GOM_NL__2PRFIN20110316_075704_000000473100_00279_47276_8122.N1	16-MAR-2011 07:57:04	Dark	47.000	155	41Pi Sgr	2.9000	6600.0	94	47276	No
107	GOM_NL__2PRFIN20110316_075906_000000463100_00279_47276_8123.N1	16-MAR-2011 07:59:06	Dark	46.000	57	34Sig Sgr	2.0660	26000.	92	47276	No
108	GOM_NL__2PRFIN20110316_080030_000000513100_00279_47276_8124.N1	16-MAR-2011 08:00:30	Dark	51.000	137	22Lam Sgr	2.8240	4400.0	102	47276	No
109	GOM_NL__2PRFIN20110316_080233_000000533100_00279_47276_8125.N1	16-MAR-2011 08:02:33	Dark	52.500	38	20Eps Sgr	1.8360	11000.	105	47276	No
110	GOM_NL__2PRFIN20110316_080831_000000493100_00280_47277_8144.N1	16-MAR-2011 08:08:31	Dark	49.000	141	Bet Ara	2.8400	4600.0	98	47277	No
111	GOM_NL__2PRFIN20110316_081455_000000573100_00280_47277_8145.N1	16-MAR-2011 08:14:55	Dark	57.000	4	Alp1Cen	-0.010000	5800.0	114	47277	No
112	GOM_NL__2PRFIN20110316_081653_000000463100_00280_47277_8146.N1	16-MAR-2011 08:16:53	Dark	45.500	78	Alp Lup	2.3040	28000.	91	47277	No
113	GOM_NL__2PRFIN20110316_081819_000000513100_00280_47277_8147.N1	16-MAR-2011 08:18:19	Dark	51.000	81	Eta Cen	2.3560	28000.	102	47277	No
114	GOM_NL__2PRFIN20110316_082126_000000603100_00280_47277_8148.N1	16-MAR-2011 08:21:26	Straylight	60.000	54	5The Cen	2.0550	4500.0	120	47277	No
115	GOM_NL__2PRFIN20110316_082314_000000503100_00280_47277_8149.N1	16-MAR-2011 08:23:14	Straylight	49.500	123	lot Cen	2.7500	10200.	99	47277	No
116	GOM_NL__2PRFIN20110316_082859_000000543100_00280_47277_8150.N1	16-MAR-2011 08:28:59	Straylight	53.500	106	9Bet Crv	2.6480	5600.0	107	47277	No
117	GOM_NL__2PRFIN20110316_083117_000000513100_00280_47277_8151.N1	16-MAR-2011 08:31:17	Twilight	51.000	100	4Gam Crv	2.5800	13100.	102	47277	No
118	GOM_NL__2PRFIN20110316_084252_000000393100_00280_47277_8152.N1	16-MAR-2011 08:42:52	Bright	39.000	51	41Gam1Leo	2.0100	4500.0	78	47277	No
119	GOM_NL__2PRFIN20110316_085033_000000393100_00280_47277_8153.N1	16-MAR-2011 08:50:33	Bright	38.500	174	52Psi UMa	3.0040	4400.0	77	47277	No
120	GOM_NL__2PRFIN20110316_085344_000000383100_00280_47277_8154.N1	16-MAR-2011 08:53:44	Bright	37.500	82	48Bet UMa	2.3650	10600.	75	47277	No
121	GOM_NL__2PRFIN20110316_085513_000000373100_00280_47277_8155.N1	16-MAR-2011 08:55:13	Bright	37.000	36	50Alp UMa	1.8000	6300.0	74	47277	No
122	GOM_NL__2PRFIN20110316_085644_000000523100_00280_47277_8156.N1	16-MAR-2011 08:56:44	Bright	51.500	32	77Eps UMa	1.7630	11000.	103	47277	No
123	GOM_NL__2PRFIN20110316_090215_000000433100_00280_47277_8157.N1	16-MAR-2011 09:02:15	Bright	42.500	60	7Bet UMi	2.0810	3950.0	85	47277	No
124	GOM_NL__2PRFIN20110316_090615_000000483100_00280_47277_8158.N1	16-MAR-2011 09:06:15	Bright	47.500	119	14Eta Dra	2.7270	4700.0	95	47277	No
125	GOM_NL__2PRFIN20110316_091530_000000363100_00280_47277_8159.N1	16-MAR-2011 09:15:30	Bright	36.000	19	50Alp Cyg	1.2460	10500.	72	47277	No
126	GOM_NL__2PRFIN20110316_091703_000000373100_00280_47277_8160.N1	16-MAR-2011 09:17:03	Bright	36.500	66	37Gam Cyg	2.2080	5900.0	73	47277	No
127	GOM_NL__2PRFIN20110316_091846_000000373100_00280_47277_8161.N1	16-MAR-2011 09:18:46	Bright	36.500	92	53Eps Cyg	2.5000	4500.0	73	47277	No
128	GOM_NL__2PRFIN20110316_092707_000000503100_00280_47277_8162.N1	16-MAR-2011 09:27:07	Twilight	49.500	11	53Alp Aql	0.76500	8000.0	99	47277	No
129	GOM_NL__2PRFIN20110316_093718_000000463100_00280_47277_8163.N1	16-MAR-2011 09:37:18	Dark	45.500	155	41Pi Sgr	2.9000	6600.0	91	47277	No
130	GOM_NL__2PRFIN20110316_093920_000000463100_00280_47277_8164.N1	16-MAR-2011 09:39:20	Dark	45.500	57	34Sig Sgr	2.0660	26000.	91	47277	No
131	GOM_NL__2PRFIN20110316_094045_000000573100_00280_47277_8165.N1	16-MAR-2011 09:40:45	Dark	56.500	137	22Lam Sgr	2.8240	4400.0	113	47277	No
132	GOM_NL__2PRFIN20110316_094248_000000513100_00280_47277_8166.N1	16-MAR-2011 09:42:48	Dark	50.500	38	20Eps Sgr	1.8360	11000.	101	47277	No
133	GOM_NL__2PRFIN20110316_094846_000000423100_00281_47278_8168.N1	16-MAR-2011 09:48:46	Dark	41.500	141	Bet Ara	2.8400	4600.0	83	47278	No
134	GOM_NL__2PRFIN20110316_095510_000000573100_00281_47278_8169.N1	16-MAR-2011 09:55:10	Dark	57.000	4	Alp1Cen	-0.010000	5800.0	114	47278	No
135	GOM_NL__2PRFIN20110316_095707_000000473100_00281_47278_8170.N1	16-MAR-2011 09:57:07	Dark	47.000	78	Alp Lup	2.3040	28000.	94	47278	No
136	GOM_NL__2PRFIN20110316_095834_000000523100_00281_47278_8171.N1	16-MAR-2011 09:58:34	Dark	52.000	81	Eta Cen	2.3560	28000.	104	47278	No
137	GOM_NL__2PRFIN20110316_100140_000000593100_00281_47278_8172.N1	16-MAR-2011 10:01:40	Straylight	59.000	54	5The Cen	2.0550	4500.0	118	47278	No
138	GOM_NL__2PRFIN20110316_100329_000000523100_00281_47278_8173.N1	16-MAR-2011 10:03:29	Straylight	51.500	123	lot Cen	2.7500	10200.	103	47278	No
139	GOM_NL__2PRFIN20110316_100913_000000543100_00281_47278_8174.N1	16-MAR-2011 10:09:13	Straylight	53.500	106	9Bet Crv	2.6480	5600.0	107	47278	No
140	GOM_NL__2PRFIN20110316_101131_000000513100_00281_47278_8175.N1	16-MAR-2011 10:11:31	Twilight	50.500	100	4Gam Crv	2.5800	13100.	101	47278	No
141	GOM_NL__2PRFIN20110316_102306_000000383100_00281_47278_8176.N1	16-MAR-2011 10:23:06	Bright	38.000	51	41Gam1Leo	2.0100	4500.0	76	47278	No
142	GOM_NL__2PRFIN20110316_103047_000000403100_00281_47278_8177.N1	16-MAR-2011 10:30:47	Bright	40.000	174	52Psi UMa	3.0040	4400.0	80	47278	No
143	GOM_NL__2PRFIN20110316_103358_000000383100_00281_47278_8178.N1	16-MAR-2011 10:33:58	Bright	38.000	82	48Bet UMa	2.3650	10600.	76	47278	No
144	GOM_NL__2PRFIN20110316_103527_000000413100_00281_47278_8179.N1	16-MAR-2011 10:35:27	Bright	40.500	36	50Alp UMa	1.8000	6300.0	81	47278	No
145	GOM_NL__2PRFIN20110316_103657_000000453100_00281_47278_8180.N1	16-MAR-2011 10:36:57	Bright	45.000	32	77Eps UMa	1.7630	11000.	90	47278	No
146	GOM_NL__2PRFIN20110316_104228_000000413100_00281_47278_8181.N1	16-MAR-2011 10:42:28	Bright	41.000	60	7Bet UMi	2.0810	3950.0	82	47278	No
147	GOM_NL__2PRFIN20110316_104629_000000493100_00281_47278_8182.N1	16-MAR-2011 10:46:29	Bright	48.500	119	14Eta Dra	2.7270	4700.0	97	47278	No
148	GOM_NL__2PRFIN20110316_105544_000000373100_00281_47278_8183.N1	16-MAR-2011 10:55:44	Bright	36.500	19	50Alp Cyg	1.2460	10500.	73	47278	No
149	GOM_NL__2PRFIN20110316_105717_000000563100_00281_47278_8184.N1	16-MAR-2011 10:57:17	Bright	56.000	66	37Gam Cyg	2.2080	5900.0	112	47278	No
150	GOM_NL__2PRFIN20110316_105900_000000373100_00281_47278_8185.N1	16-MAR-2011 10:59:00	Bright	36.500	92	53Eps Cyg	2.5000	4500.0	73	47278	No
151	GOM_NL__2PRFIN20110316_110721_000000533100_00281_47278_8186.N1	16-MAR-2011 11:07:21	Twilight	52.500	11	53Alp Aql	0.76500	8000.0	105	47278	No
152	GOM_NL__2PRFIN20110316_111733_000000473100_00281_47278_8187.N1	16-MAR-2011 11:17:33	Dark	47.000	155	41Pi Sgr	2.9000	6600.0	94	47278	No
153	GOM_NL__2PRFIN20110316_111935_000000483100_00281_47278_8188.N1	16-MAR-2011 11:19:35	Dark	47.500	57	34Sig Sgr	2.0660	26000.	95	47278	No
154	GOM_NL__2PRFIN20110316_112100_000000533100_00281_47278_8189.N1	16-MAR-2011 11:21:00	Dark	53.000	137	22Lam Sgr	2.8240	4400.0	106	47278	No
155	GOM_NL__2PRFIN20110316_112303_000000503100_00281_47278_8190.N1	16-MAR-2011 11:23:03	Dark	49.500	38	20Eps Sgr	1.8360	11000.	99	47278	No
156	GOM_NL__2PRFIN20110316_112900_000000483100_00282_47279_8196.N1	16-MAR-2011 11:29:00	Dark	48.000	141	Bet Ara	2.8400	4600.0	96	47279	No
157	GOM_NL__2PRFIN20110316_113524_000000573100_00282_47279_8197.N1	16-MAR-2011 11:35:24	Dark	57.000	4	Alp1Cen	-0.010000	5800.0	114	47279	No
158	GOM_NL__2PRFIN20110316_113722_000000493100_00282_47279_8198.N1	16-MAR-2011 11:37:22	Dark	48.500	78	Alp Lup	2.3040	28000.	97	47279	No
159	GOM_NL__2PRFIN20110316_113849_000000513100_00282_47279_8199.N1	16-MAR-2011 11:38:49	Dark	50.500	81	Eta Cen	2.3560	28000.	101	47279	No
160	GOM_NL__2PRFIN20110316_114155_000000563100_00282_47279_8200.N1	16-MAR-2011 11:41:55	Straylight	55.500	54	5The Cen	2.0550	4500.0	111	47279	No

161	GOM_NL__2PRFIN20110316_114343_000000473100_00282_47279_8201.N1	16-MAR-2011 11:43:43	Straylight	46.500	123	lot Cen	2.7500	10200.	93	47279	No
162	GOM_NL__2PRFIN20110316_114927_000000523100_00282_47279_8202.N1	16-MAR-2011 11:49:27	Straylight	52.000	106	9Bet Crv	2.6480	5600.0	104	47279	No
163	GOM_NL__2PRFIN20110316_115145_000000523100_00282_47279_8203.N1	16-MAR-2011 11:51:45	Tw_i_and_stray	52.000	100	4Gam Crv	2.5800	13100.	104	47279	No
164	GOM_NL__2PRFIN20110316_120320_000000383100_00282_47279_8204.N1	16-MAR-2011 12:03:20	Bright	37.500	51	41Gam1Leo	2.0100	4500.0	75	47279	No
165	GOM_NL__2PRFIN20110316_121100_000000393100_00282_47279_8205.N1	16-MAR-2011 12:11:00	Bright	38.500	174	52Psi UMa	3.0040	4400.0	77	47279	No
166	GOM_NL__2PRFIN20110316_121411_000000393100_00282_47279_8206.N1	16-MAR-2011 12:14:11	Bright	38.500	82	48Bet UMa	2.3650	10600.	77	47279	No
167	GOM_NL__2PRFIN20110316_121541_000000413100_00282_47279_8207.N1	16-MAR-2011 12:15:41	Bright	40.500	36	50Alp UMa	1.8000	6300.0	81	47279	No
168	GOM_NL__2PRFIN20110316_121710_000000453100_00282_47279_8208.N1	16-MAR-2011 12:17:10	Bright	44.500	32	77Eps UMa	1.7630	11000.	89	47279	No
169	GOM_NL__2PRFIN20110316_122242_000000413100_00282_47279_8209.N1	16-MAR-2011 12:22:42	Bright	41.000	60	7Bet UMi	2.0810	3950.0	82	47279	No
170	GOM_NL__2PRFIN20110316_122642_000000473100_00282_47279_8210.N1	16-MAR-2011 12:26:42	Bright	47.000	119	14Eta Dra	2.7270	4700.0	94	47279	No
171	GOM_NL__2PRFIN20110316_123557_000000383100_00282_47279_8211.N1	16-MAR-2011 12:35:57	Bright	38.000	19	50Alp Cyg	1.2460	10500.	76	47279	No
172	GOM_NL__2PRFIN20110316_123731_000000373100_00282_47279_8212.N1	16-MAR-2011 12:37:31	Bright	36.500	66	37Gam Cyg	2.2080	5900.0	73	47279	No
173	GOM_NL__2PRFIN20110316_123915_000000363100_00282_47279_8213.N1	16-MAR-2011 12:39:15	Bright	35.500	92	53Eps Cyg	2.5000	4500.0	71	47279	No
174	GOM_NL__2PRFIN20110316_124736_000000533100_00282_47279_8214.N1	16-MAR-2011 12:47:36	Tw_i_and_stray	52.500	11	53Alp Aql	0.76500	8000.0	105	47279	No
175	GOM_NL__2PRFIN20110316_125748_000000473100_00282_47279_8215.N1	16-MAR-2011 12:57:48	Dark	47.000	155	41Pi Sgr	2.9000	6600.0	94	47279	No
176	GOM_NL__2PRFIN20110316_125950_000000473100_00282_47279_8216.N1	16-MAR-2011 12:59:50	Dark	47.000	57	34Sig Sgr	2.0660	26000.	94	47279	No
177	GOM_NL__2PRFIN20110316_130115_000000603100_00282_47279_8217.N1	16-MAR-2011 13:01:15	Dark	59.500	137	22Lam Sgr	2.8240	4400.0	119	47279	No
178	GOM_NL__2PRFIN20110316_130318_000000533100_00282_47279_8218.N1	16-MAR-2011 13:03:18	Dark	53.000	38	20Eps Sgr	1.8360	11000.	106	47279	No
179	GOM_NL__2PRFIN20110316_130915_000000443100_00283_47280_8261.N1	16-MAR-2011 13:09:15	Dark	44.000	141	Bet Ara	2.8400	4600.0	88	47280	No
180	GOM_NL__2PRFIN20110316_131539_000000453100_00283_47280_8262.N1	16-MAR-2011 13:15:39	Dark	45.000	4	Alp1Cen	-0.010000	5800.0	90	47280	No
181	GOM_NL__2PRFIN20110316_131737_000000473100_00283_47280_8263.N1	16-MAR-2011 13:17:37	Dark	46.500	78	Alp Lup	2.3040	28000.	93	47280	No
182	GOM_NL__2PRFIN20110316_131904_000000503100_00283_47280_8264.N1	16-MAR-2011 13:19:04	Dark	49.500	81	Eta Cen	2.3560	28000.	99	47280	No
183	GOM_NL__2PRFIN20110316_132210_000000653100_00283_47280_8265.N1	16-MAR-2011 13:22:10	Straylight	64.500	54	5The Cen	2.0550	4500.0	129	47280	No
184	GOM_NL__2PRFIN20110316_132358_000000493100_00283_47280_8266.N1	16-MAR-2011 13:23:58	Straylight	49.000	123	lot Cen	2.7500	10200.	98	47280	No
185	GOM_NL__2PRFIN20110316_132941_000000553100_00283_47280_8267.N1	16-MAR-2011 13:29:41	Straylight	54.500	106	9Bet Crv	2.6480	5600.0	109	47280	No
186	GOM_NL__2PRFIN20110316_133159_000000513100_00283_47280_8268.N1	16-MAR-2011 13:31:59	Tw_i_and_stray	51.000	100	4Gam Crv	2.5800	13100.	102	47280	No
187	GOM_NL__2PRFIN20110316_134334_000000383100_00283_47280_8269.N1	16-MAR-2011 13:43:34	Bright	38.000	51	41Gam1Leo	2.0100	4500.0	76	47280	No
188	GOM_NL__2PRFIN20110316_135114_000000403100_00283_47280_8270.N1	16-MAR-2011 13:51:14	Bright	39.500	174	52Psi UMa	3.0040	4400.0	79	47280	No
189	GOM_NL__2PRFIN20110316_135425_000000383100_00283_47280_8271.N1	16-MAR-2011 13:54:25	Bright	38.000	82	48Bet UMa	2.3650	10600.	76	47280	No
190	GOM_NL__2PRFIN20110316_135554_000000403100_00283_47280_8272.N1	16-MAR-2011 13:55:54	Bright	40.000	36	50Alp UMa	1.8000	6300.0	80	47280	No
191	GOM_NL__2PRFIN20110316_135724_000000443100_00283_47280_8273.N1	16-MAR-2011 13:57:24	Bright	44.000	32	77Eps UMa	1.7630	11000.	88	47280	No
192	GOM_NL__2PRFIN20110316_140256_000000423100_00283_47280_8274.N1	16-MAR-2011 14:02:56	Bright	42.000	60	7Bet UMi	2.0810	3950.0	84	47280	No
193	GOM_NL__2PRFIN20110316_140655_000000483100_00283_47280_8275.N1	16-MAR-2011 14:06:55	Bright	48.000	119	14Eta Dra	2.7270	4700.0	96	47280	No
194	GOM_NL__2PRFIN20110316_141611_000000463100_00283_47280_8276.N1	16-MAR-2011 14:16:11	Bright	45.500	19	50Alp Cyg	1.2460	10500.	91	47280	No
195	GOM_NL__2PRFIN20110316_141745_000000423100_00283_47280_8277.N1	16-MAR-2011 14:17:45	Bright	42.000	66	37Gam Cyg	2.2080	5900.0	84	47280	No
196	GOM_NL__2PRFIN20110316_141929_000000373100_00283_47280_8278.N1	16-MAR-2011 14:19:29	Bright	37.000	92	53Eps Cyg	2.5000	4500.0	74	47280	No
197	GOM_NL__2PRFIN20110316_142750_000000503100_00283_47280_8279.N1	16-MAR-2011 14:27:50	Tw_i_and_stray	49.500	11	53Alp Aql	0.76500	8000.0	99	47280	No
198	GOM_NL__2PRFIN20110316_143802_000000503100_00283_47280_8280.N1	16-MAR-2011 14:38:02	Dark	50.000	155	41Pi Sgr	2.9000	6600.0	100	47280	No
199	GOM_NL__2PRFIN20110316_144005_000000523100_00283_47280_8281.N1	16-MAR-2011 14:40:05	Dark	51.500	57	34Sig Sgr	2.0660	26000.	103	47280	No
200	GOM_NL__2PRFIN20110316_144130_000000523100_00283_47280_8282.N1	16-MAR-2011 14:41:30	Dark	51.500	137	22Lam Sgr	2.8240	4400.0	103	47280	No
201	GOM_NL__2PRFIN20110316_144333_000000483100_00283_47280_8283.N1	16-MAR-2011 14:43:33	Dark	48.000	38	20Eps Sgr	1.8360	11000.	96	47280	No
202	GOM_NL__2PRFIN20110316_144929_000000453100_00284_47281_8269.N1	16-MAR-2011 14:49:29	Dark	45.000	141	Bet Ara	2.8400	4600.0	90	47281	No
203	GOM_NL__2PRFIN20110316_145553_000000453100_00284_47281_8270.N1	16-MAR-2011 14:55:53	Dark	45.000	4	Alp1Cen	-0.010000	5800.0	90	47281	No
204	GOM_NL__2PRFIN20110316_145752_000000473100_00284_47281_8271.N1	16-MAR-2011 14:57:52	Dark	46.500	78	Alp Lup	2.3040	28000.	93	47281	No
205	GOM_NL__2PRFIN20110316_145919_000000513100_00284_47281_8272.N1	16-MAR-2011 14:59:19	Dark	51.000	81	Eta Cen	2.3560	28000.	102	47281	No
206	GOM_NL__2PRFIN20110316_150224_000000613100_00284_47281_8273.N1	16-MAR-2011 15:02:24	Straylight	60.500	54	5The Cen	2.0550	4500.0	121	47281	No
207	GOM_NL__2PRFIN20110316_150412_000000523100_00284_47281_8274.N1	16-MAR-2011 15:04:12	Straylight	51.500	123	lot Cen	2.7500	10200.	103	47281	No
208	GOM_NL__2PRFIN20110316_150955_000000553100_00284_47281_8275.N1	16-MAR-2011 15:09:55	Straylight	55.000	106	9Bet Crv	2.6480	5600.0	110	47281	No
209	GOM_NL__2PRFIN20110316_151213_000000523100_00284_47281_8276.N1	16-MAR-2011 15:12:13	Tw_i_and_stray	51.500	100	4Gam Crv	2.5800	13100.	103	47281	No
210	GOM_NL__2PRFIN20110316_152348_000000373100_00284_47281_8277.N1	16-MAR-2011 15:23:48	Bright	37.000	51	41Gam1Leo	2.0100	4500.0	74	47281	No
211	GOM_NL__2PRFIN20110316_153128_000000403100_00284_47281_8278.N1	16-MAR-2011 15:31:28	Bright	39.500	174	52Psi UMa	3.0040	4400.0	79	47281	No
212	GOM_NL__2PRFIN20110316_153439_000000383100_00284_47281_8279.N1	16-MAR-2011 15:34:39	Bright	38.000	82	48Bet UMa	2.3650	10600.	76	47281	No
213	GOM_NL__2PRFIN20110316_153608_000000383100_00284_47281_8280.N1	16-MAR-2011 15:36:08	Bright	38.000	36	50Alp UMa	1.8000	6300.0	76	47281	No
214	GOM_NL__2PRFIN20110316_153737_000000463100_00284_47281_8281.N1	16-MAR-2011 15:37:37	Bright	46.000	32	77Eps UMa	1.7630	11000.	92	47281	No
215	GOM_NL__2PRFIN20110316_154309_000000423100_00284_47281_8282.N1	16-MAR-2011 15:43:09	Bright	42.000	60	7Bet UMi	2.0810	3950.0	84	47281	No
216	GOM_NL__2PRFIN20110316_154708_000000473100_00284_47281_8283.N1	16-MAR-2011 15:47:08	Bright	47.000	119	14Eta Dra	2.7270	4700.0	94	47281	No
217	GOM_NL__2PRFIN20110316_155626_000000363100_00284_47281_8284.N1	16-MAR-2011 15:56:26	Bright	35.500	19	50Alp Cyg	1.2460	10500.	71	47281	No
218	GOM_NL__2PRFIN20110316_155759_000000403100_00284_47281_8285.N1	16-MAR-2011 15:57:59	Bright	40.000	66	37Gam Cyg	2.2080	5900.0	80	47281	No
219	GOM_NL__2PRFIN20110316_155943_000000493100_00284_47281_8286.N1	16-MAR-2011 15:59:43	Bright	48.500	92	53Eps Cyg	2.5000	4500.0	97	47281	No

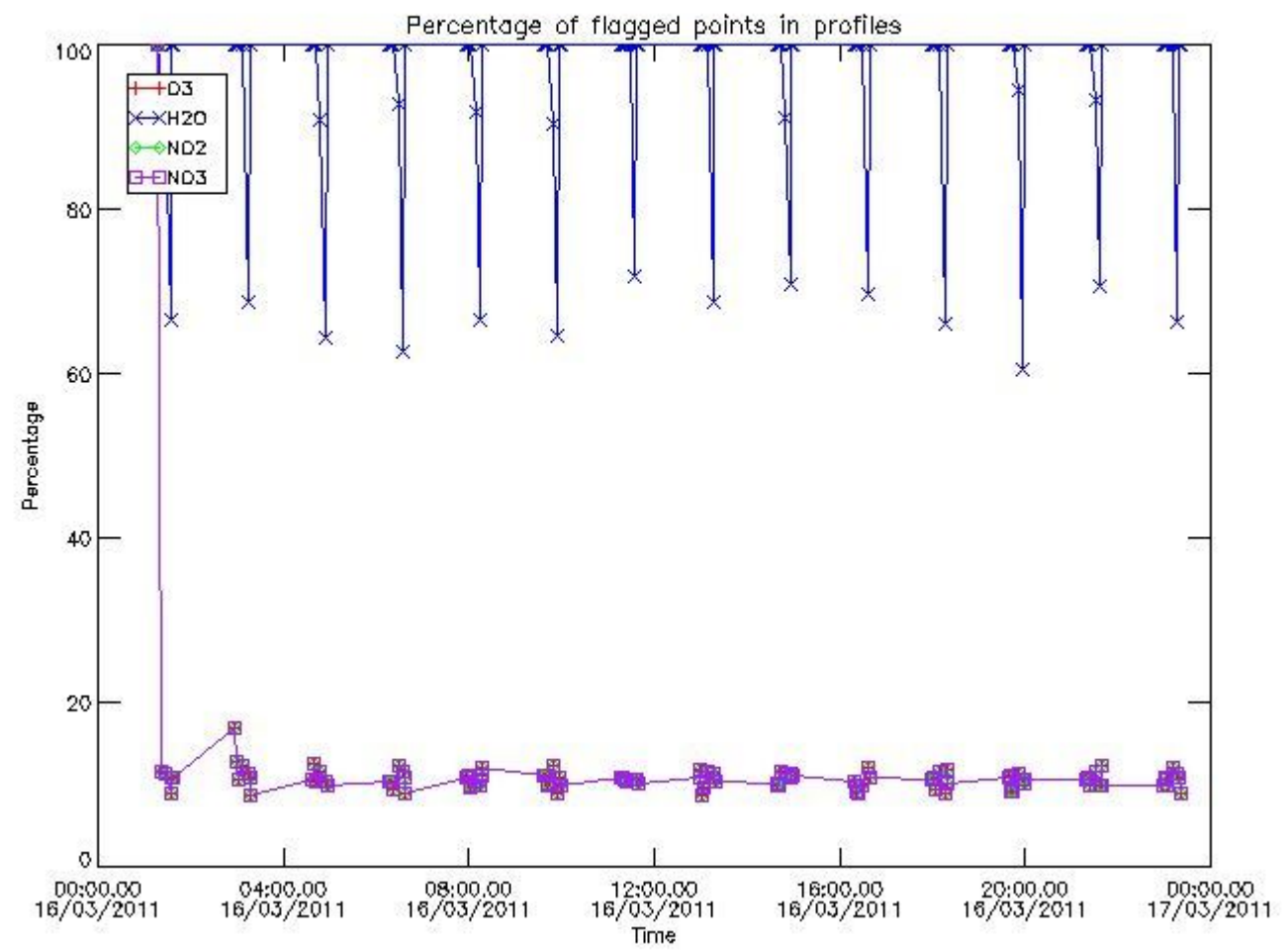
220	GOM_NL__2PRFIN20110316_160804_000000543100_00284_47281_8287.N1	16-MAR-2011 16:08:04	Twilight	54.000	11	53Alp Aql	0.76500	8000.0	108	47281	No
221	GOM_NL__2PRFIN20110316_161817_000000503100_00284_47281_8288.N1	16-MAR-2011 16:18:17	Dark	49.500	155	41Pi Sgr	2.9000	6600.0	99	47281	No
222	GOM_NL__2PRFIN20110316_162020_000000513100_00284_47281_8289.N1	16-MAR-2011 16:20:20	Dark	51.000	57	34Sig Sgr	2.0660	26000.	102	47281	No
223	GOM_NL__2PRFIN20110316_162145_000000553100_00284_47281_8290.N1	16-MAR-2011 16:21:45	Dark	55.000	137	22Lam Sgr	2.8240	4400.0	110	47281	No
224	GOM_NL__2PRFIN20110316_162348_000000573100_00284_47281_8291.N1	16-MAR-2011 16:23:48	Dark	57.000	38	20Eps Sgr	1.8360	11000.	114	47281	No
225	GOM_NL__2PRFIN20110316_162944_000000523100_00285_47282_8369.N1	16-MAR-2011 16:29:44	Dark	51.500	141	Bet Ara	2.8400	4600.0	103	47282	No
226	GOM_NL__2PRFIN20110316_163608_000000473100_00285_47282_8370.N1	16-MAR-2011 16:36:08	Dark	46.500	4	Alp1Cen	-0.010000	5800.0	93	47282	No
227	GOM_NL__2PRFIN20110316_163807_000000483100_00285_47282_8371.N1	16-MAR-2011 16:38:07	Dark	47.500	78	Alp Lup	2.3040	28000.	95	47282	No
228	GOM_NL__2PRFIN20110316_163934_000000523100_00285_47282_8372.N1	16-MAR-2011 16:39:34	Dark	52.000	81	Eta Cen	2.3560	28000.	104	47282	No
229	GOM_NL__2PRFIN20110316_164239_000000593100_00285_47282_8373.N1	16-MAR-2011 16:42:39	Straylight	59.000	54	5The Cen	2.0550	4500.0	118	47282	No
230	GOM_NL__2PRFIN20110316_164427_000000473100_00285_47282_8374.N1	16-MAR-2011 16:44:27	Straylight	47.000	123	lot Cen	2.7500	10200.	94	47282	No
231	GOM_NL__2PRFIN20110316_165010_000000533100_00285_47282_8375.N1	16-MAR-2011 16:50:10	Straylight	52.500	106	9Bet Crv	2.6480	5600.0	105	47282	No
232	GOM_NL__2PRFIN20110316_165227_000000493100_00285_47282_8376.N1	16-MAR-2011 16:52:27	Twilight	49.000	100	4Gam Crv	2.5800	13100.	98	47282	No
233	GOM_NL__2PRFIN20110316_170402_000000373100_00285_47282_8377.N1	16-MAR-2011 17:04:02	Bright	37.000	51	41Gam1Leo	2.0100	4500.0	74	47282	No
234	GOM_NL__2PRFIN20110316_171141_000000393100_00285_47282_8378.N1	16-MAR-2011 17:11:41	Bright	38.500	174	52Psi UMa	3.0040	4400.0	77	47282	No
235	GOM_NL__2PRFIN20110316_171452_000000393100_00285_47282_8379.N1	16-MAR-2011 17:14:52	Bright	39.000	82	48Bet UMa	2.3650	10600.	78	47282	No
236	GOM_NL__2PRFIN20110316_171622_000000403100_00285_47282_8380.N1	16-MAR-2011 17:16:22	Bright	40.000	36	50Alp UMa	1.8000	6300.0	80	47282	No
237	GOM_NL__2PRFIN20110316_171750_000000453100_00285_47282_8381.N1	16-MAR-2011 17:17:50	Bright	44.500	32	77Eps UMa	1.7630	11000.	89	47282	No
238	GOM_NL__2PRFIN20110316_172323_000000433100_00285_47282_8382.N1	16-MAR-2011 17:23:23	Bright	42.500	60	7Bet UMi	2.0810	3950.0	85	47282	No
239	GOM_NL__2PRFIN20110316_172722_000000493100_00285_47282_8383.N1	16-MAR-2011 17:27:22	Bright	48.500	119	14Eta Dra	2.7270	4700.0	97	47282	No
240	GOM_NL__2PRFIN20110316_173639_000000543100_00285_47282_8384.N1	16-MAR-2011 17:36:39	Bright	54.000	19	50Alp Cyg	1.2460	10500.	108	47282	No
241	GOM_NL__2PRFIN20110316_173813_000000403100_00285_47282_8385.N1	16-MAR-2011 17:38:13	Bright	40.000	66	37Gam Cyg	2.2080	5900.0	80	47282	No
242	GOM_NL__2PRFIN20110316_173957_000000383100_00285_47282_8386.N1	16-MAR-2011 17:39:57	Bright	38.000	92	53Eps Cyg	2.5000	4500.0	76	47282	No
243	GOM_NL__2PRFIN20110316_174819_000000533100_00285_47282_8387.N1	16-MAR-2011 17:48:19	Twilight	52.500	11	53Alp Aql	0.76500	8000.0	105	47282	No
244	GOM_NL__2PRFIN20110316_175832_000000493100_00285_47282_8388.N1	16-MAR-2011 17:58:32	Dark	48.500	155	41Pi Sgr	2.9000	6600.0	97	47282	No
245	GOM_NL__2PRFIN20110316_180035_000000473100_00285_47282_8389.N1	16-MAR-2011 18:00:35	Dark	47.000	57	34Sig Sgr	2.0660	26000.	94	47282	No
246	GOM_NL__2PRFIN20110316_180200_000000583100_00285_47282_8390.N1	16-MAR-2011 18:02:00	Dark	57.500	137	22Lam Sgr	2.8240	4400.0	115	47282	No
247	GOM_NL__2PRFIN20110316_180403_000000553100_00285_47282_8391.N1	16-MAR-2011 18:04:03	Dark	54.500	38	20Eps Sgr	1.8360	11000.	109	47282	No
248	GOM_NL__2PRFIN20110316_180959_000000453100_00286_47283_8390.N1	16-MAR-2011 18:09:59	Dark	44.500	141	Bet Ara	2.8400	4600.0	89	47283	No
249	GOM_NL__2PRFIN20110316_181622_000000573100_00286_47283_8391.N1	16-MAR-2011 18:16:22	Dark	56.500	4	Alp1Cen	-0.010000	5800.0	113	47283	No
250	GOM_NL__2PRFIN20110316_181821_000000473100_00286_47283_8392.N1	16-MAR-2011 18:18:21	Dark	47.000	78	Alp Lup	2.3040	28000.	94	47283	No
251	GOM_NL__2PRFIN20110316_181949_000000513100_00286_47283_8393.N1	16-MAR-2011 18:19:49	Dark	50.500	81	Eta Cen	2.3560	28000.	101	47283	No
252	GOM_NL__2PRFIN20110316_182254_000000603100_00286_47283_8394.N1	16-MAR-2011 18:22:54	Straylight	60.000	54	5The Cen	2.0550	4500.0	120	47283	No
253	GOM_NL__2PRFIN20110316_182441_000000523100_00286_47283_8395.N1	16-MAR-2011 18:24:41	Straylight	51.500	123	lot Cen	2.7500	10200.	103	47283	No
254	GOM_NL__2PRFIN20110316_183024_000000543100_00286_47283_8396.N1	16-MAR-2011 18:30:24	Straylight	54.000	106	9Bet Crv	2.6480	5600.0	108	47283	No
255	GOM_NL__2PRFIN20110316_183242_000000513100_00286_47283_8397.N1	16-MAR-2011 18:32:42	Twilight	50.500	100	4Gam Crv	2.5800	13100.	101	47283	No
256	GOM_NL__2PRFIN20110316_184415_000000383100_00286_47283_8398.N1	16-MAR-2011 18:44:15	Bright	37.500	51	41Gam1Leo	2.0100	4500.0	75	47283	No
257	GOM_NL__2PRFIN20110316_185155_000000413100_00286_47283_8399.N1	16-MAR-2011 18:51:55	Bright	40.500	174	52Psi UMa	3.0040	4400.0	81	47283	No
258	GOM_NL__2PRFIN20110316_185506_000000383100_00286_47283_8400.N1	16-MAR-2011 18:55:06	Bright	37.500	82	48Bet UMa	2.3650	10600.	75	47283	No
259	GOM_NL__2PRFIN20110316_185636_000000413100_00286_47283_8401.N1	16-MAR-2011 18:56:36	Bright	41.000	36	50Alp UMa	1.8000	6300.0	82	47283	No
260	GOM_NL__2PRFIN20110316_185803_000000473100_00286_47283_8402.N1	16-MAR-2011 18:58:03	Bright	46.500	32	77Eps UMa	1.7630	11000.	93	47283	No
261	GOM_NL__2PRFIN20110316_190336_000000433100_00286_47283_8403.N1	16-MAR-2011 19:03:36	Bright	42.500	60	7Bet UMi	2.0810	3950.0	85	47283	No
262	GOM_NL__2PRFIN20110316_190735_000000493100_00286_47283_8404.N1	16-MAR-2011 19:07:35	Bright	48.500	119	14Eta Dra	2.7270	4700.0	97	47283	No
263	GOM_NL__2PRFIN20110316_191653_000000363100_00286_47283_8405.N1	16-MAR-2011 19:16:53	Bright	35.500	19	50Alp Cyg	1.2460	10500.	71	47283	No
264	GOM_NL__2PRFIN20110316_191827_000000393100_00286_47283_8406.N1	16-MAR-2011 19:18:27	Bright	38.500	66	37Gam Cyg	2.2080	5900.0	77	47283	No
265	GOM_NL__2PRFIN20110316_192011_000000383100_00286_47283_8407.N1	16-MAR-2011 19:20:11	Bright	38.000	92	53Eps Cyg	2.5000	4500.0	76	47283	No
266	GOM_NL__2PRFIN20110316_192833_000000523100_00286_47283_8408.N1	16-MAR-2011 19:28:33	Twilight	51.500	11	53Alp Aql	0.76500	8000.0	103	47283	No
267	GOM_NL__2PRFIN20110316_193847_000000483100_00286_47283_8409.N1	16-MAR-2011 19:38:47	Dark	47.500	155	41Pi Sgr	2.9000	6600.0	95	47283	No
268	GOM_NL__2PRFIN20110316_194050_000000463100_00286_47283_8410.N1	16-MAR-2011 19:40:50	Dark	45.500	57	34Sig Sgr	2.0660	26000.	91	47283	No
269	GOM_NL__2PRFIN20110316_194215_000000563100_00286_47283_8411.N1	16-MAR-2011 19:42:15	Dark	56.000	137	22Lam Sgr	2.8240	4400.0	112	47283	No
270	GOM_NL__2PRFIN20110316_194418_000000563100_00286_47283_8412.N1	16-MAR-2011 19:44:18	Dark	55.500	38	20Eps Sgr	1.8360	11000.	111	47283	No
271	GOM_NL__2PRFIN20110316_195014_000000453100_00287_47284_8415.N1	16-MAR-2011 19:50:14	Dark	45.000	141	Bet Ara	2.8400	4600.0	90	47284	No
272	GOM_NL__2PRFIN20110316_195637_000000493100_00287_47284_8416.N1	16-MAR-2011 19:56:37	Dark	48.500	4	Alp1Cen	-0.010000	5800.0	97	47284	No
273	GOM_NL__2PRFIN20110316_195836_000000503100_00287_47284_8417.N1	16-MAR-2011 19:58:36	Dark	50.000	78	Alp Lup	2.3040	28000.	100	47284	No
274	GOM_NL__2PRFIN20110316_200003_000000533100_00287_47284_8418.N1	16-MAR-2011 20:00:03	Dark	52.500	81	Eta Cen	2.3560	28000.	105	47284	No
275	GOM_NL__2PRFIN20110316_200309_000000613100_00287_47284_8419.N1	16-MAR-2011 20:03:09	Straylight	60.500	54	5The Cen	2.0550	4500.0	121	47284	No
276	GOM_NL__2PRFIN20110316_200456_000000523100_00287_47284_8420.N1	16-MAR-2011 20:04:56	Straylight	51.500	123	lot Cen	2.7500	10200.	103	47284	No
277	GOM_NL__2PRFIN20110316_201038_000000563100_00287_47284_8421.N1	16-MAR-2011 20:10:38	Straylight	55.500	106	9Bet Crv	2.6480	5600.0	111	47284	No
278	GOM_NL__2PRFIN20110316_201256_000000513100_00287_47284_8422.N1	16-MAR-2011 20:12:56	Twilight	51.000	100	4Gam Crv	2.5800	13100.	102	47284	No

279	GOM_NL__2PRFIN20110316_202429_000000383100_00287_47284_8423.N1	16-MAR-2011 20:24:29	Bright	38.000	51	41Gam1Leo	2.0100	4500.0	76	47284	No
280	GOM_NL__2PRFIN20110316_203209_000000413100_00287_47284_8424.N1	16-MAR-2011 20:32:09	Bright	40.500	174	52Psi UMa	3.0040	4400.0	81	47284	No
281	GOM_NL__2PRFIN20110316_203520_000000383100_00287_47284_8425.N1	16-MAR-2011 20:35:20	Bright	37.500	82	48Bet UMa	2.3650	10600.	75	47284	No
282	GOM_NL__2PRFIN20110316_203649_000000403100_00287_47284_8426.N1	16-MAR-2011 20:36:49	Bright	39.500	36	50Alp UMa	1.8000	6300.0	79	47284	No
283	GOM_NL__2PRFIN20110316_203817_000000473100_00287_47284_8427.N1	16-MAR-2011 20:38:17	Bright	47.000	32	77Eps UMa	1.7630	11000.	94	47284	No
284	GOM_NL__2PRFIN20110316_204350_000000433100_00287_47284_8428.N1	16-MAR-2011 20:43:50	Bright	42.500	60	7Bet UMi	2.0810	3950.0	85	47284	No
285	GOM_NL__2PRFIN20110316_204749_000000513100_00287_47284_8429.N1	16-MAR-2011 20:47:49	Bright	50.500	119	14Eta Dra	2.7270	4700.0	101	47284	No
286	GOM_NL__2PRFIN20110316_205708_000000373100_00287_47284_8430.N1	16-MAR-2011 20:57:08	Bright	37.000	19	50Alp Cyg	1.2460	10500.	74	47284	No
287	GOM_NL__2PRFIN20110316_205841_000000403100_00287_47284_8431.N1	16-MAR-2011 20:58:41	Bright	39.500	66	37Gam Cyg	2.2080	5900.0	79	47284	No
288	GOM_NL__2PRFIN20110316_210025_000000363100_00287_47284_8432.N1	16-MAR-2011 21:00:25	Bright	36.000	92	53Eps Cyg	2.5000	4500.0	72	47284	No
289	GOM_NL__2PRFIN20110316_210848_000000503100_00287_47284_8433.N1	16-MAR-2011 21:08:48	Twilight	49.500	11	53Alp Aql	0.76500	8000.0	99	47284	No
290	GOM_NL__2PRFIN20110316_211902_000000483100_00287_47284_8434.N1	16-MAR-2011 21:19:02	Dark	48.000	155	41Pi Sgr	2.9000	6600.0	96	47284	No
291	GOM_NL__2PRFIN20110316_212105_000000473100_00287_47284_8435.N1	16-MAR-2011 21:21:05	Dark	47.000	57	34Sig Sgr	2.0660	26000.	94	47284	No
292	GOM_NL__2PRFIN20110316_212230_000000573100_00287_47284_8436.N1	16-MAR-2011 21:22:30	Dark	56.500	137	22Lam Sgr	2.8240	4400.0	113	47284	No
293	GOM_NL__2PRFIN20110316_212433_000000493100_00287_47284_8437.N1	16-MAR-2011 21:24:33	Dark	48.500	38	20Eps Sgr	1.8360	11000.	97	47284	No
294	GOM_NL__2PRFIN20110316_213028_000000453100_00288_47285_8513.N1	16-MAR-2011 21:30:28	Dark	44.500	141	Bet Ara	2.8400	4600.0	89	47285	No
295	GOM_NL__2PRFIN20110316_213651_000000573100_00288_47285_8514.N1	16-MAR-2011 21:36:51	Dark	56.500	4	Alp1Cen	-0.010000	5800.0	113	47285	No
296	GOM_NL__2PRFIN20110316_213851_000000463100_00288_47285_8515.N1	16-MAR-2011 21:38:51	Dark	46.000	78	Alp Lup	2.3040	28000.	92	47285	No
297	GOM_NL__2PRFIN20110316_214018_000000523100_00288_47285_8516.N1	16-MAR-2011 21:40:18	Dark	51.500	81	Eta Cen	2.3560	28000.	103	47285	No
298	GOM_NL__2PRFIN20110316_214324_000000683100_00288_47285_8517.N1	16-MAR-2011 21:43:24	Straylight	67.500	54	5The Cen	2.0550	4500.0	135	47285	No
299	GOM_NL__2PRFIN20110316_214511_000000523100_00288_47285_8518.N1	16-MAR-2011 21:45:11	Straylight	51.500	123	lot Cen	2.7500	10200.	103	47285	No
300	GOM_NL__2PRFIN20110316_215053_000000523100_00288_47285_8519.N1	16-MAR-2011 21:50:53	Straylight	52.000	106	9Bet Crv	2.6480	5600.0	104	47285	No
301	GOM_NL__2PRFIN20110316_215310_000000513100_00288_47285_8520.N1	16-MAR-2011 21:53:10	Twilight	51.000	100	4Gam Crv	2.5800	13100.	102	47285	No
302	GOM_NL__2PRFIN20110316_220445_000000363100_00288_47285_8521.N1	16-MAR-2011 22:04:45	Bright	35.500	51	41Gam1Leo	2.0100	4500.0	71	47285	No
303	GOM_NL__2PRFIN20110316_221222_000000383100_00288_47285_8522.N1	16-MAR-2011 22:12:22	Bright	37.500	174	52Psi UMa	3.0040	4400.0	75	47285	No
304	GOM_NL__2PRFIN20110316_221534_000000393100_00288_47285_8523.N1	16-MAR-2011 22:15:34	Bright	39.000	82	48Bet UMa	2.3650	10600.	78	47285	No
305	GOM_NL__2PRFIN20110316_221703_000000403100_00288_47285_8524.N1	16-MAR-2011 22:17:03	Bright	39.500	36	50Alp UMa	1.8000	6300.0	79	47285	No
306	GOM_NL__2PRFIN20110316_221830_000000463100_00288_47285_8525.N1	16-MAR-2011 22:18:30	Bright	45.500	32	77Eps UMa	1.7630	11000.	91	47285	No
307	GOM_NL__2PRFIN20110316_222404_000000433100_00288_47285_8526.N1	16-MAR-2011 22:24:04	Bright	42.500	60	7Bet UMi	2.0810	3950.0	85	47285	No
308	GOM_NL__2PRFIN20110316_222802_000000503100_00288_47285_8527.N1	16-MAR-2011 22:28:02	Bright	49.500	119	14Eta Dra	2.7270	4700.0	99	47285	No
309	GOM_NL__2PRFIN20110316_223721_000000393100_00288_47285_8528.N1	16-MAR-2011 22:37:21	Bright	39.000	19	50Alp Cyg	1.2460	10500.	78	47285	No
310	GOM_NL__2PRFIN20110316_223855_000000393100_00288_47285_8529.N1	16-MAR-2011 22:38:55	Bright	39.000	66	37Gam Cyg	2.2080	5900.0	78	47285	No
311	GOM_NL__2PRFIN20110316_224039_000000373100_00288_47285_8530.N1	16-MAR-2011 22:40:39	Bright	37.000	92	53Eps Cyg	2.5000	4500.0	74	47285	No
312	GOM_NL__2PRFIN20110316_224902_000000543100_00288_47285_8531.N1	16-MAR-2011 22:49:02	Twilight	53.500	11	53Alp Aql	0.76500	8000.0	107	47285	No
313	GOM_NL__2PRFIN20110316_225917_000000523100_00288_47285_8532.N1	16-MAR-2011 22:59:17	Dark	51.500	155	41Pi Sgr	2.9000	6600.0	103	47285	No
314	GOM_NL__2PRFIN20110316_230119_000000483100_00288_47285_8533.N1	16-MAR-2011 23:01:19	Dark	47.500	57	34Sig Sgr	2.0660	26000.	95	47285	No
315	GOM_NL__2PRFIN20110316_230245_000000513100_00288_47285_8534.N1	16-MAR-2011 23:02:45	Dark	51.000	137	22Lam Sgr	2.8240	4400.0	102	47285	No
316	GOM_NL__2PRFIN20110316_230448_000000583100_00288_47285_8535.N1	16-MAR-2011 23:04:48	Dark	58.000	38	20Eps Sgr	1.8360	11000.	116	47285	No
317	GOM_NL__2PRFIN20110316_231043_000000433100_00289_47286_8517.N1	16-MAR-2011 23:10:43	Dark	42.500	141	Bet Ara	2.8400	4600.0	85	47286	No
318	GOM_NL__2PRFIN20110316_231706_000000453100_00289_47286_8518.N1	16-MAR-2011 23:17:06	Dark	45.000	4	Alp1Cen	-0.010000	5800.0	90	47286	No
319	GOM_NL__2PRFIN20110316_231906_000000473100_00289_47286_8519.N1	16-MAR-2011 23:19:06	Dark	46.500	78	Alp Lup	2.3040	28000.	93	47286	No
320	GOM_NL__2PRFIN20110316_232033_000000573100_00289_47286_8520.N1	16-MAR-2011 23:20:33	Dark	57.000	81	Eta Cen	2.3560	28000.	114	47286	No
321	GOM_NL__2PRFIN20110316_232338_000000613100_00289_47286_8521.N1	16-MAR-2011 23:23:38	Straylight	61.000	54	5The Cen	2.0550	4500.0	122	47286	No
322	GOM_NL__2PRFIN20110316_232525_000000493100_00289_47286_8522.N1	16-MAR-2011 23:25:25	Straylight	48.500	123	lot Cen	2.7500	10200.	97	47286	No
323	GOM_NL__2PRFIN20110316_233107_000000533100_00289_47286_8523.N1	16-MAR-2011 23:31:07	Straylight	53.000	106	9Bet Crv	2.6480	5600.0	106	47286	No
324	GOM_NL__2PRFIN20110316_233324_000000493100_00289_47286_8524.N1	16-MAR-2011 23:33:24	Twilight	49.000	100	4Gam Crv	2.5800	13100.	98	47286	No
325	GOM_NL__2PRFIN20110316_234423_000000463100_00289_47286_8525.N1	16-MAR-2011 23:44:23	Bright	46.000	62	94Bet Leo	2.1360	9700.0	92	47286	No
326	GOM_NL__2PRFIN20110316_235236_000000403100_00289_47286_8526.N1	16-MAR-2011 23:52:36	Bright	40.000	174	52Psi UMa	3.0040	4400.0	80	47286	No
327	GOM_NL__2PRFIN20110316_235547_000000563100_00289_47286_8527.N1	16-MAR-2011 23:55:47	Bright	55.500	82	48Bet UMa	2.3650	10600.	111	47286	No
328	GOM_NL__2PRFIN20110316_235717_000000403100_00289_47286_8528.N1	16-MAR-2011 23:57:17	Bright	39.500	36	50Alp UMa	1.8000	6300.0	79	47286	No
329	GOM_NL__2PRFIN20110316_235843_000000463100_00289_47286_8529.N1	16-MAR-2011 23:58:43	Bright	45.500	32	77Eps UMa	1.7630	11000.	91	47286	No

3. Quality information per product

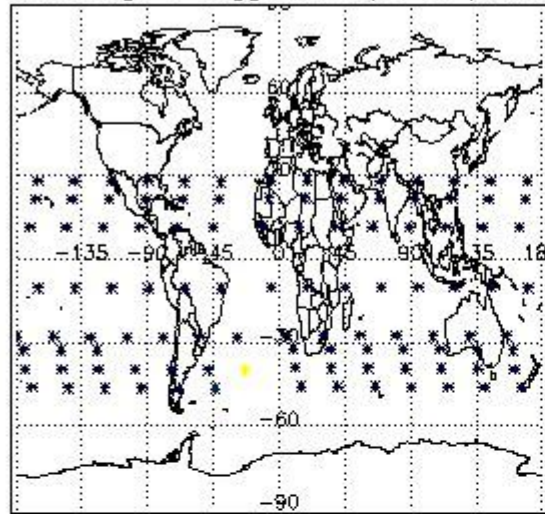
In this section it is plotted some information contained in the Quality Summary data set of the level 2 products. Only products in dark limb conditions and without errors (error flag in the MPH set to "0") are used.

3.1 Plot quality information per product (time dependant)

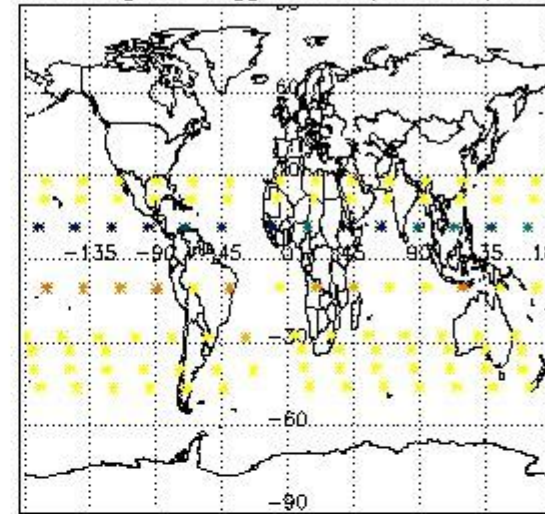


3.2 Plot quality information per product (world map)

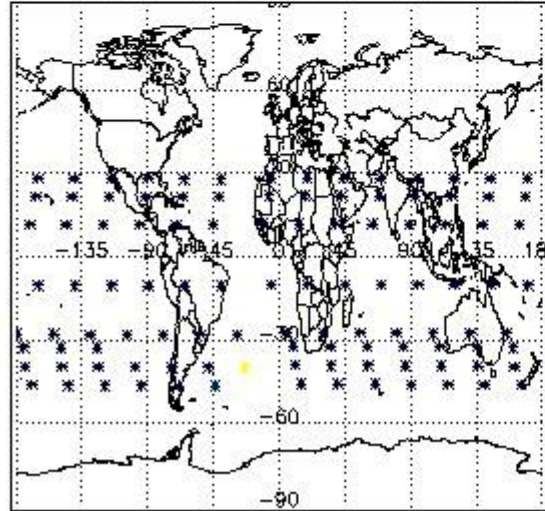
Percentage of flagged data per O3 profile



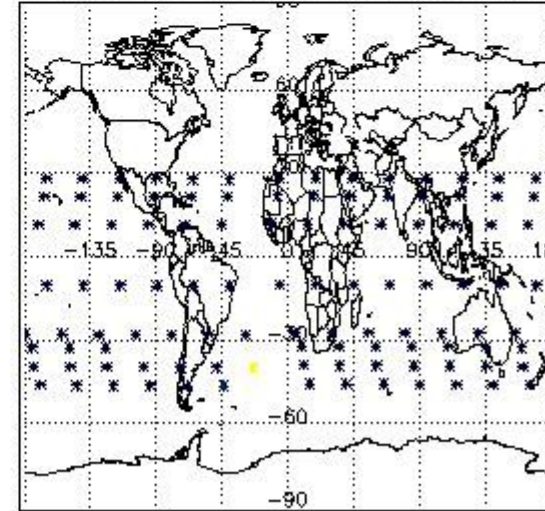
Percentage of flagged data per H2O profile



Percentage of flagged data per NO2 profile



Percentage of flagged data per NO3 profile

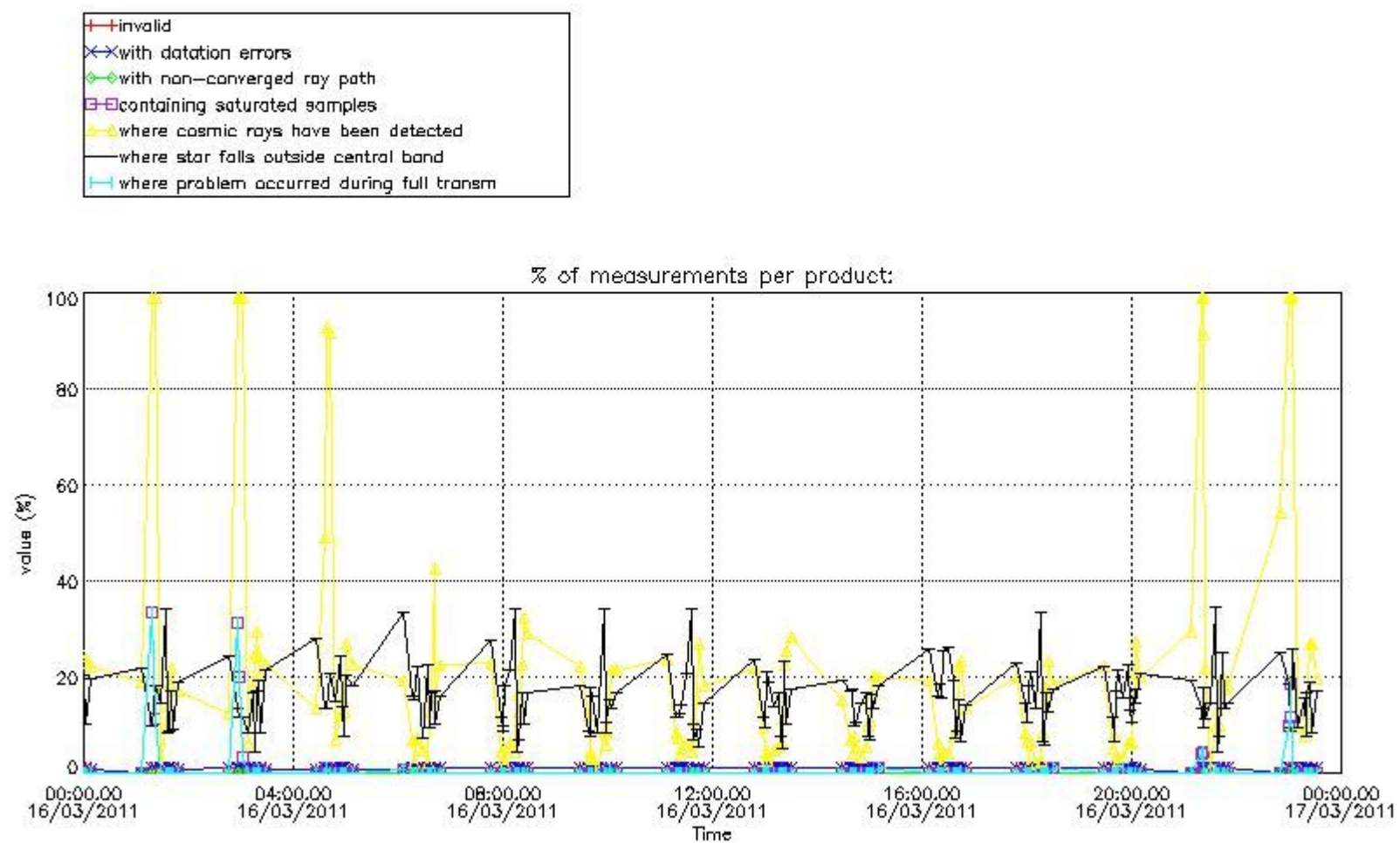


4. Level 1 quality information per product

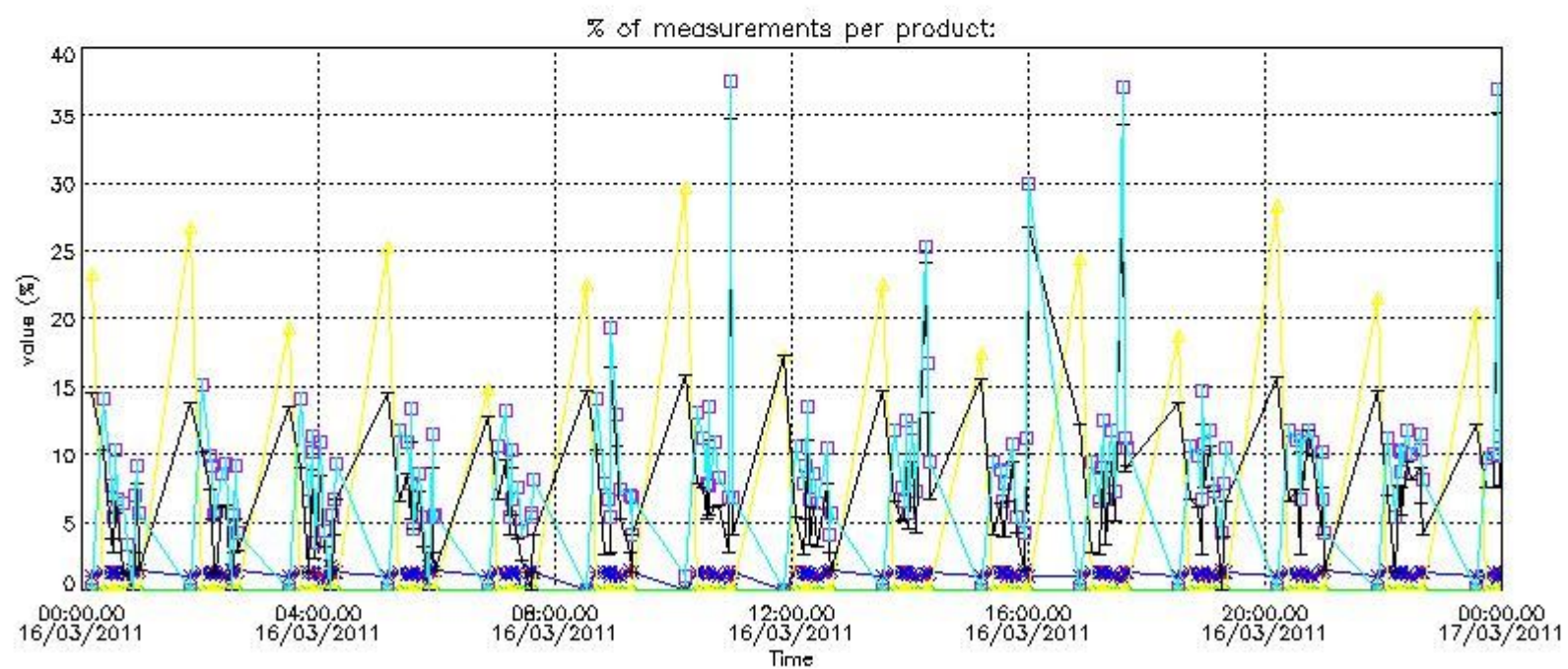
In this section it is plotted some information contained in the Quality Summary data set of the level 2 products that comes from the level 1b processing. Products without errors (error flag in the MPH set to "0") are used.

4.1 Plot quality information per product (time dependant) coming from level 1b processing

4.1.1 Plot level 1 quality information per product (time dependant): ENVISAT ASCENDING passes



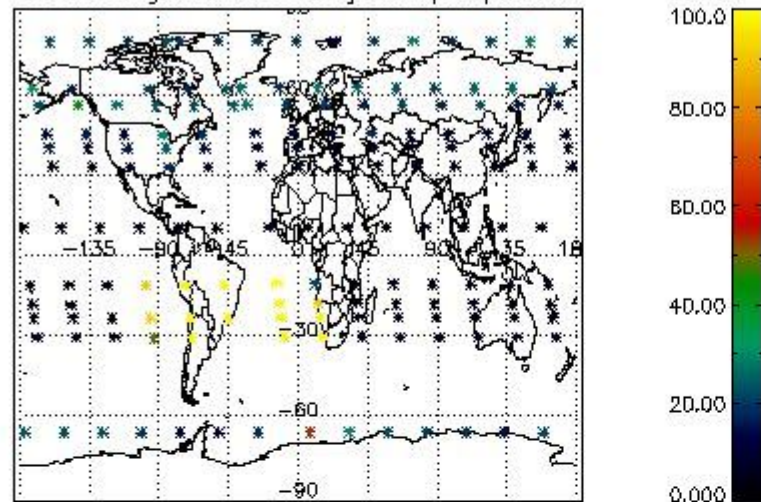
4.1.2 Plot level 1 quality information per product (time dependant): ENVI SAT DESCENDING passes



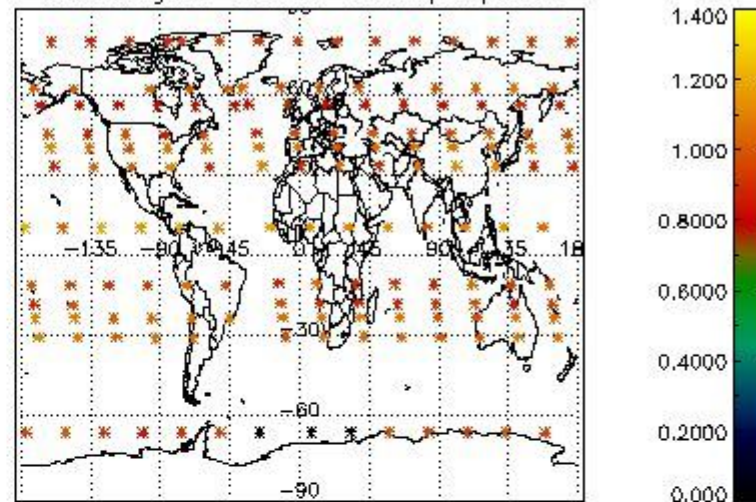
4.2 Plot quality information per product coming from level 1b processing (world map)

4.2.1 Plot level 1 quality information per product (world map): ENVISAT ASCENDING passes

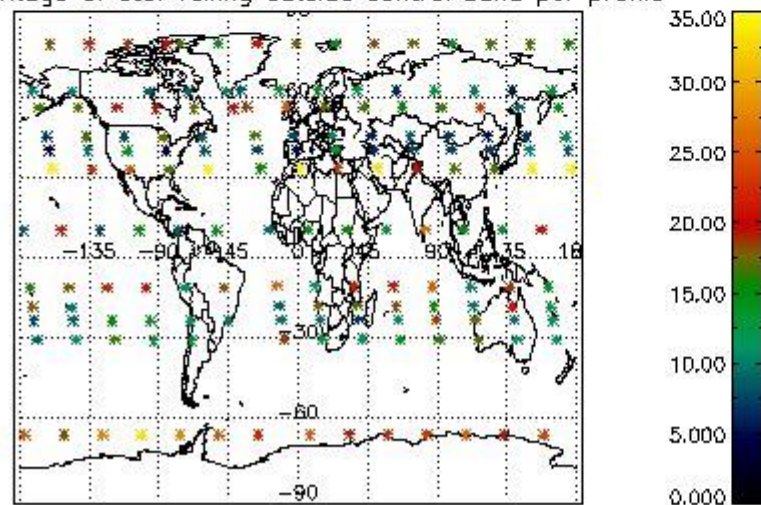
Percentage of cosmic ray hits per profile



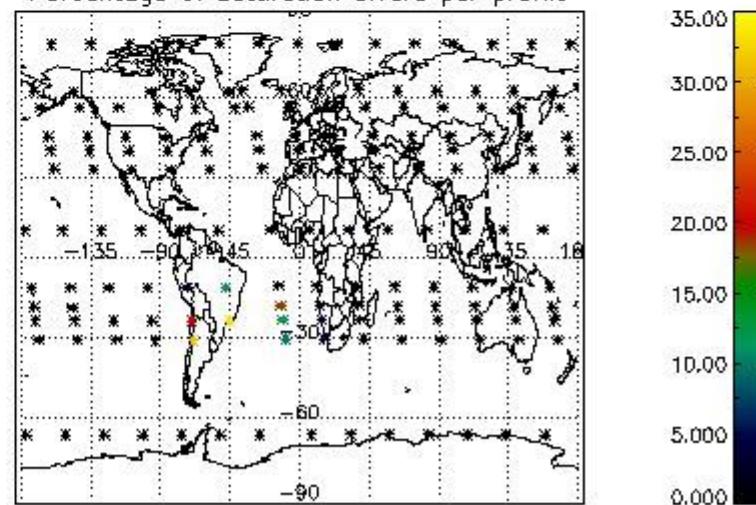
Percentage of datation errors per profile



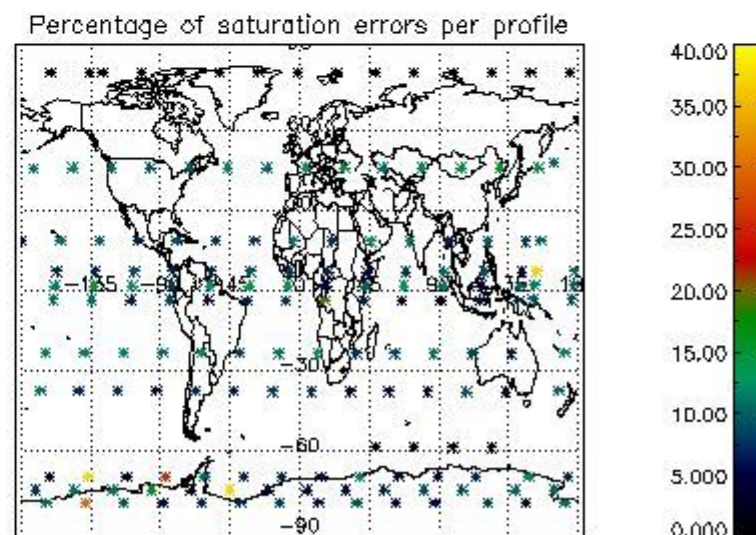
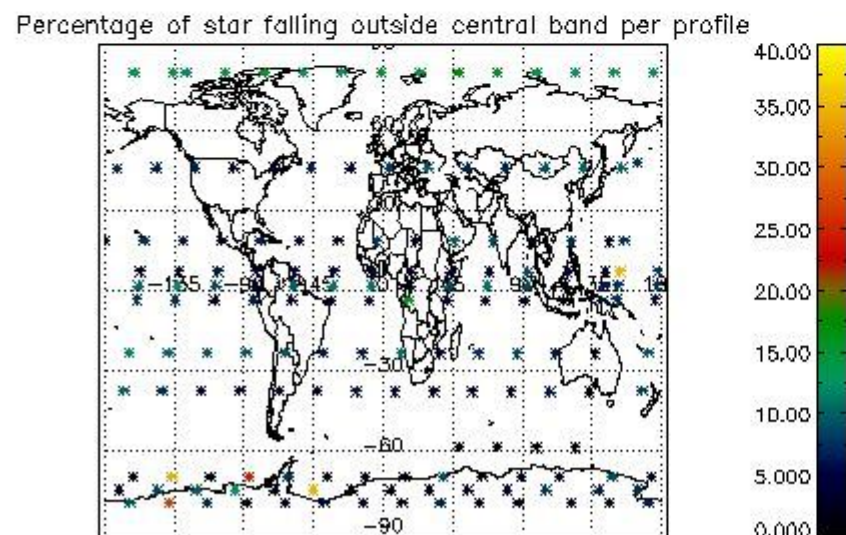
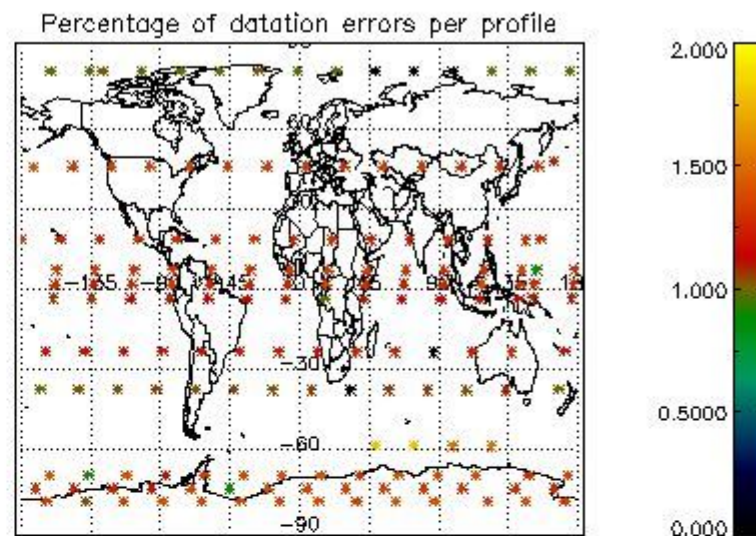
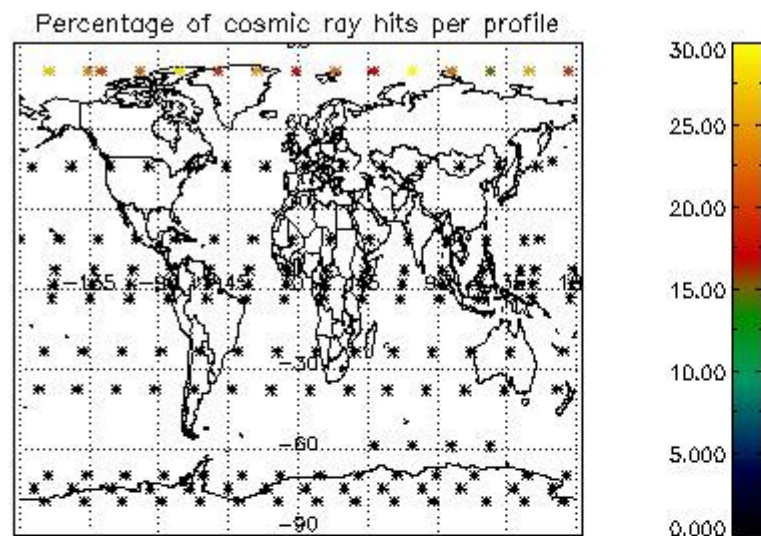
Percentage of star falling outside central band per profile



Percentage of saturation errors per profile



4.2.2 Plot level 1 quality information per product (world map): ENVISAT DESCENDING passes



5. Trace gas profiles

5.1 Ozone statistics based on quality of products

The final quality of the products can be "measured" using the STD (Standard Deviation) attached to every point profile. This information is written to the parameter GOM_NL__2P/NL_LOCAL_SPECIES_DENSITY/o3_std of the level 2 products. The table below shows the statistics for given STD ranges.

The statistics are given with respect to the overall valid production:

- Products without fatal errors: GOM_NL__2P/MPH/PRODUCT_ERR=0
- Valid point profile: GOM_NL__2P/NL_LOCAL_SPECIES_DENSITY/pcd(0)=0

The 'Criteria' is applied to valid points of dark limb products:

- Products in dark limb illumination condition: GOM_NL__2P/NL_SUMMARY_QUALITY/obs_ill_cond=0
- Products without fatal errors: GOM_NL__2P/MPH/PRODUCT_ERR=0
- Valid point profile: GOM_NL__2P/NL_LOCAL_SPECIES_DENSITY/pcd(0)=0

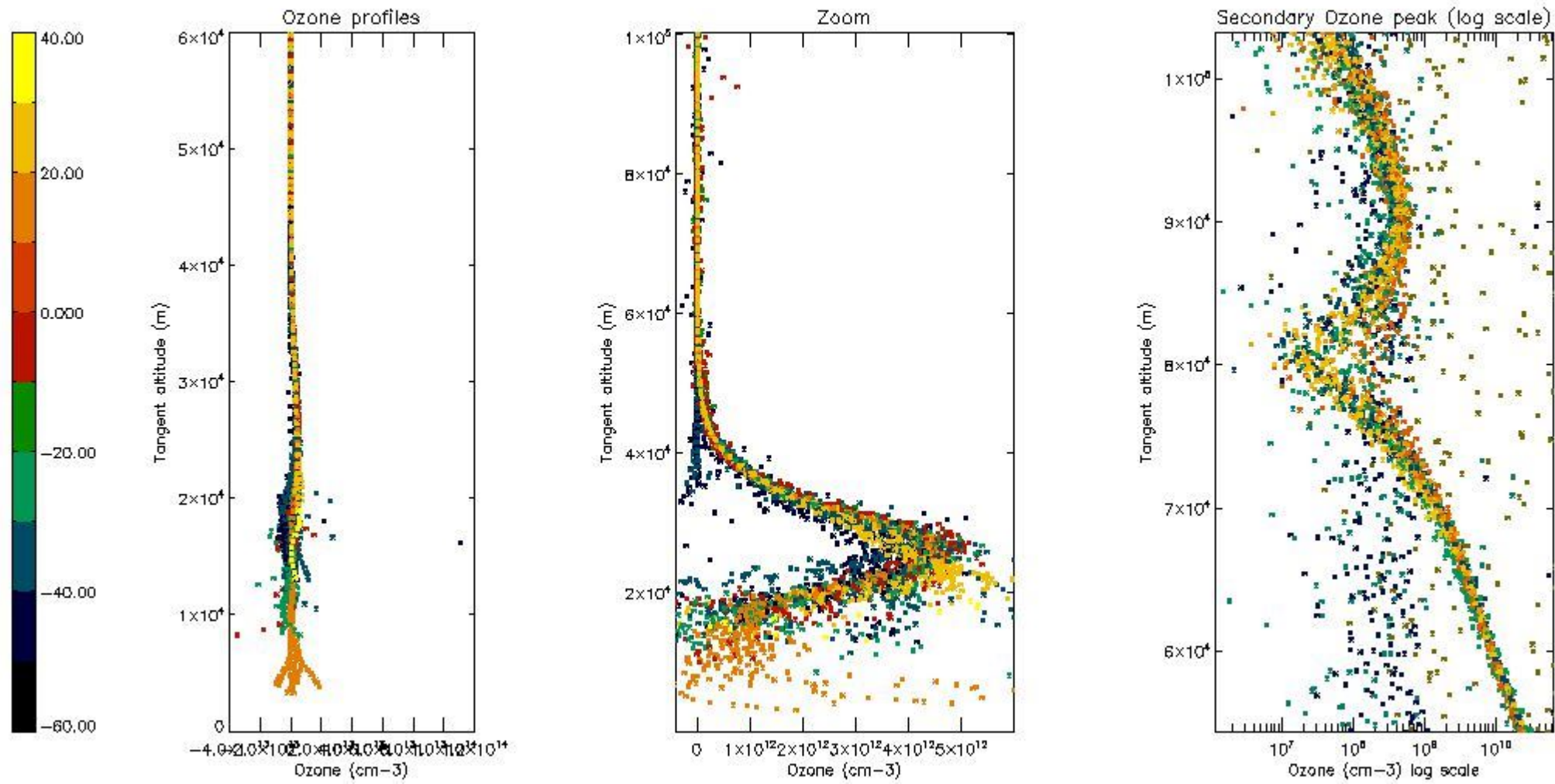
So, the table below shows the percentage of dark limb and valid observations for each criteria with respect to the overall valid daily observations.

Criteria	% of total production
All STD	35
STD < 20	16

STD < 10	12
STD < 5	9

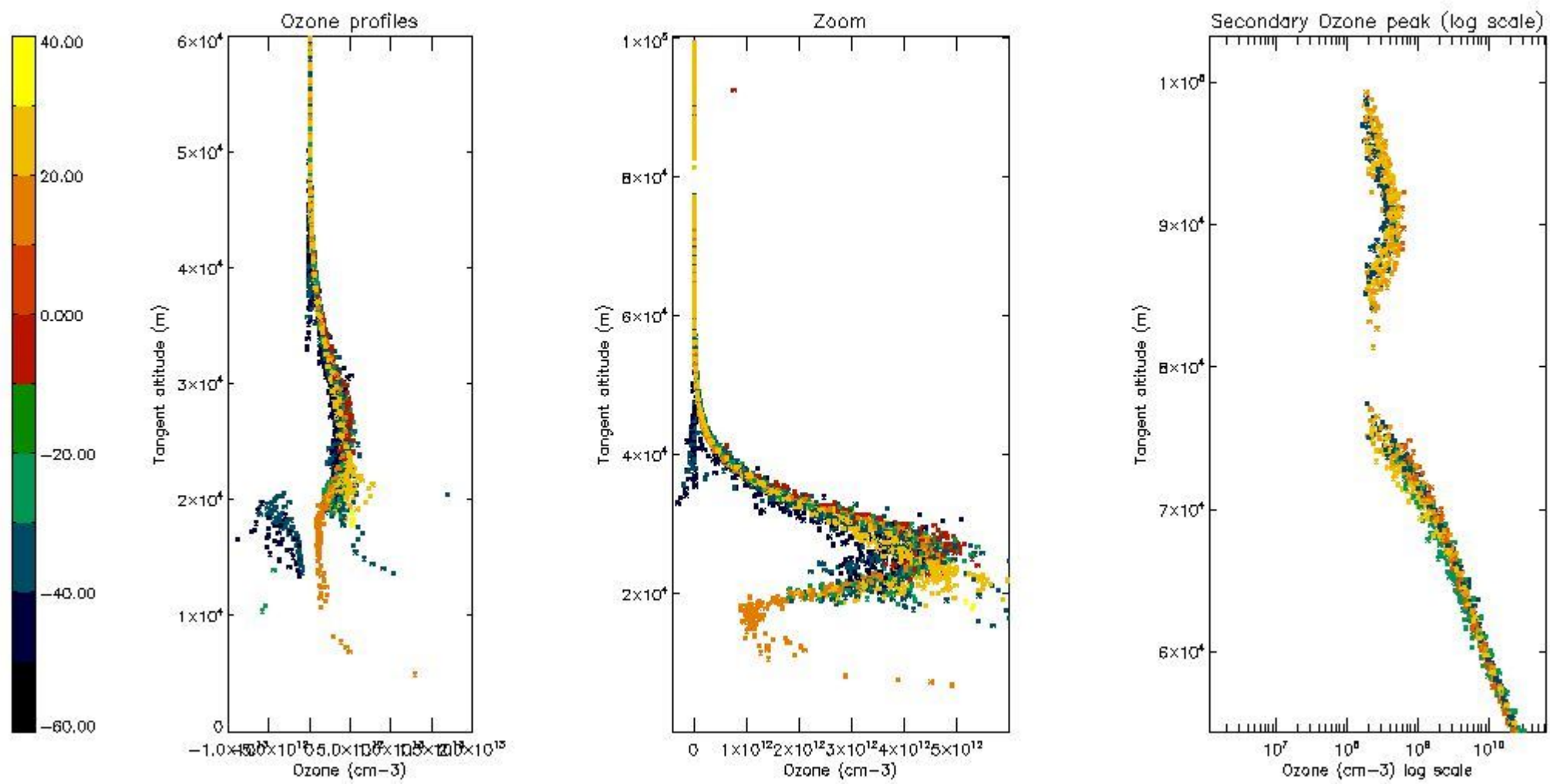
5.2 Plot ozone profiles for all STD (dark without errors)

The colorbar represents the latitude.



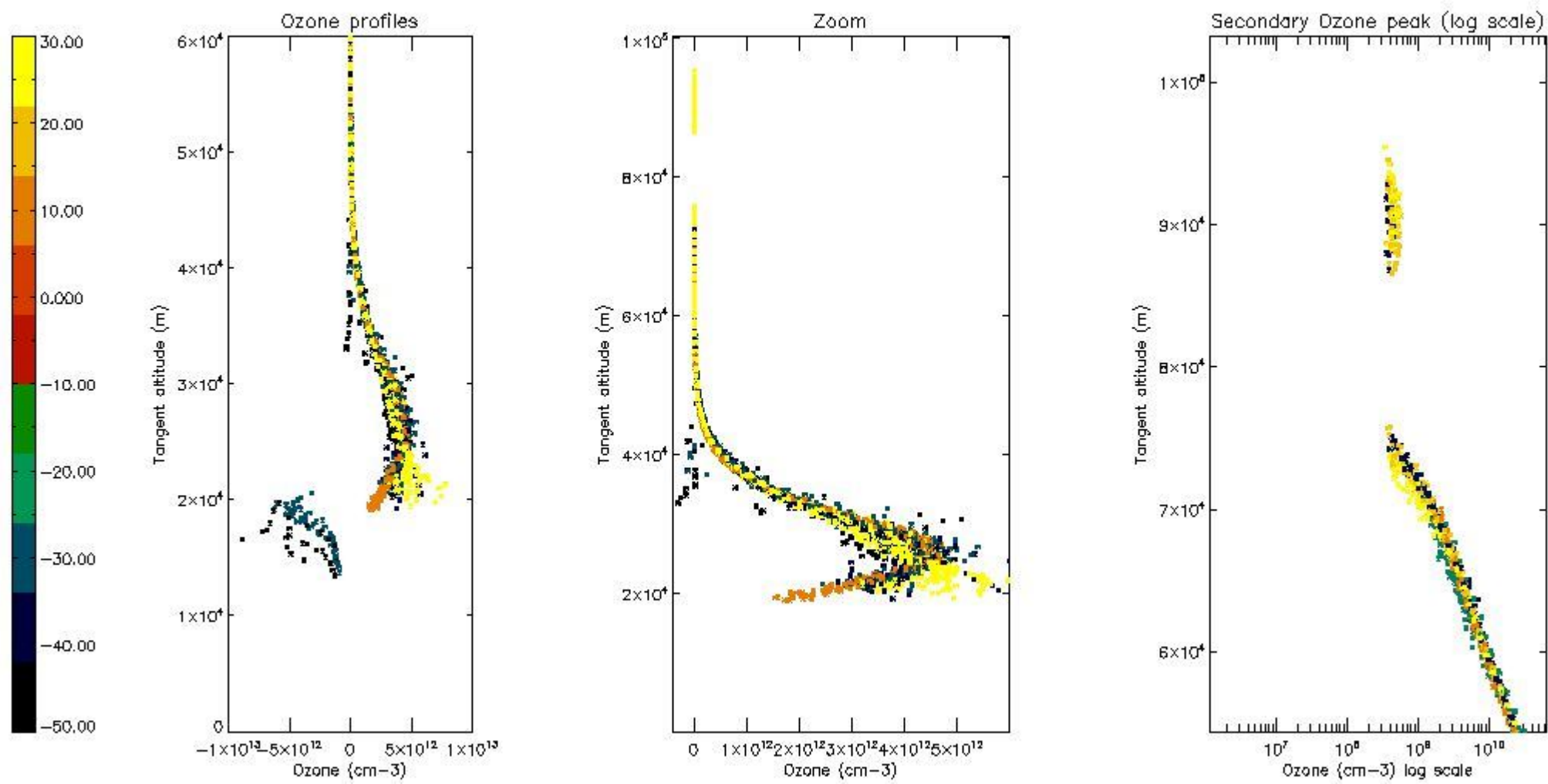
5.3 Plot ozone profiles where STD < 20% (dark without errors)

The colorbar represents the latitude.



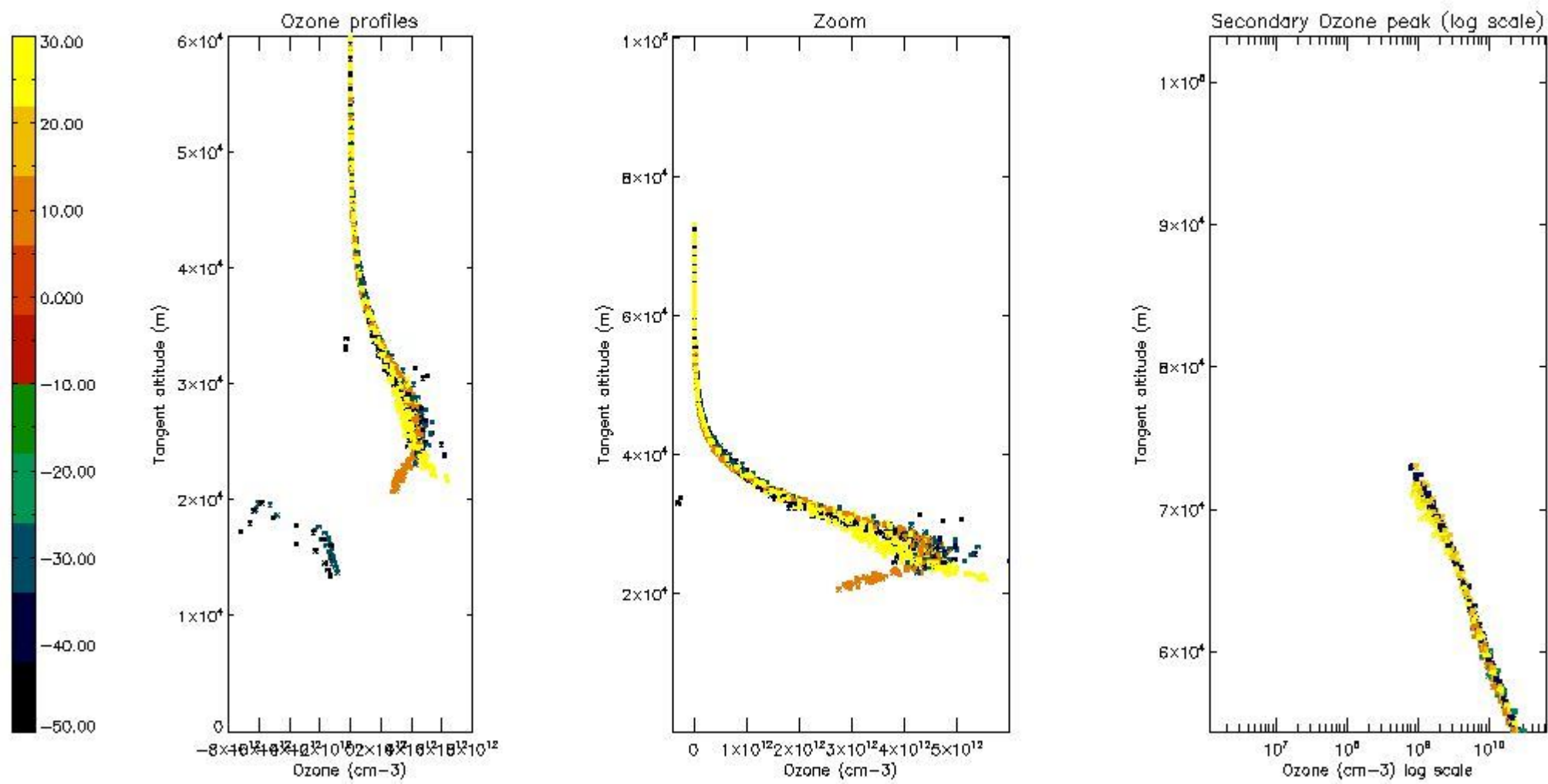
5.4 Plot ozone profiles where STD < 10% (dark without errors)

The colorbar represents the latitude.



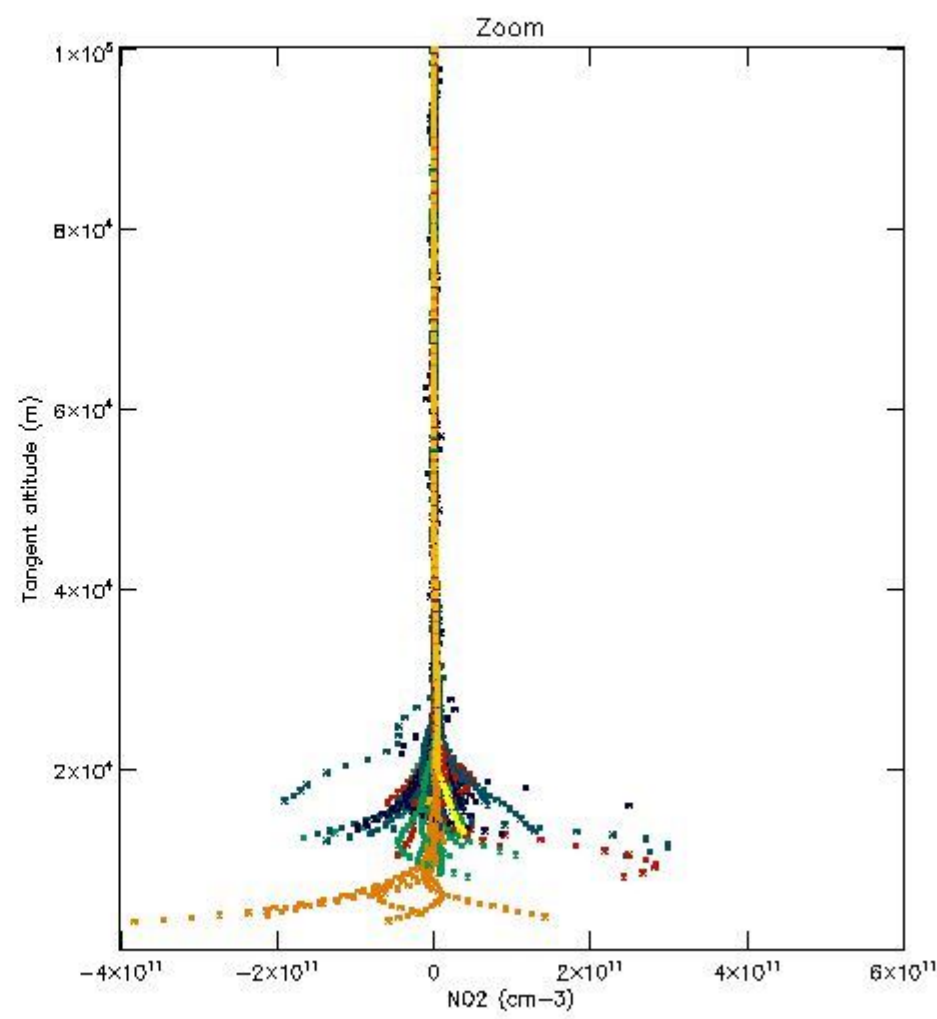
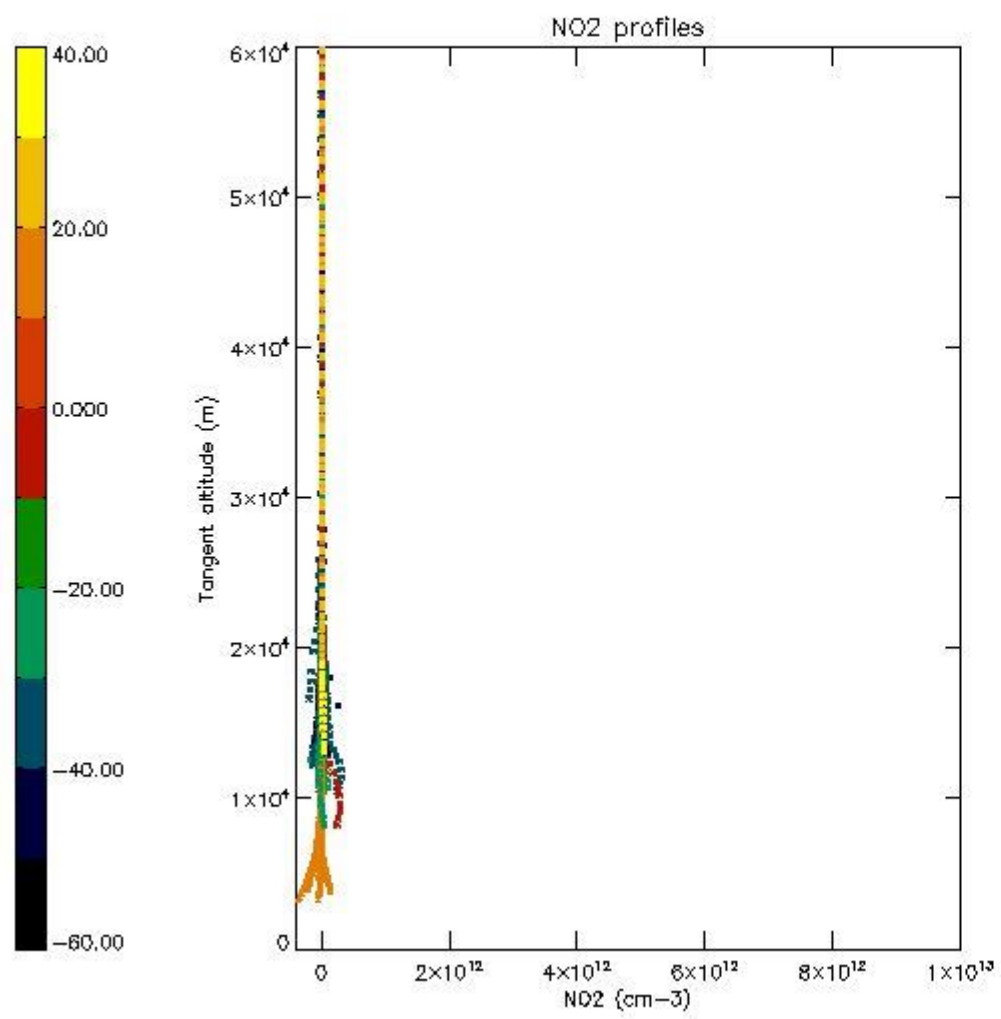
5.5 Plot ozone profiles where $STD < 5\%$ (dark without errors)

The colorbar represents the latitude.



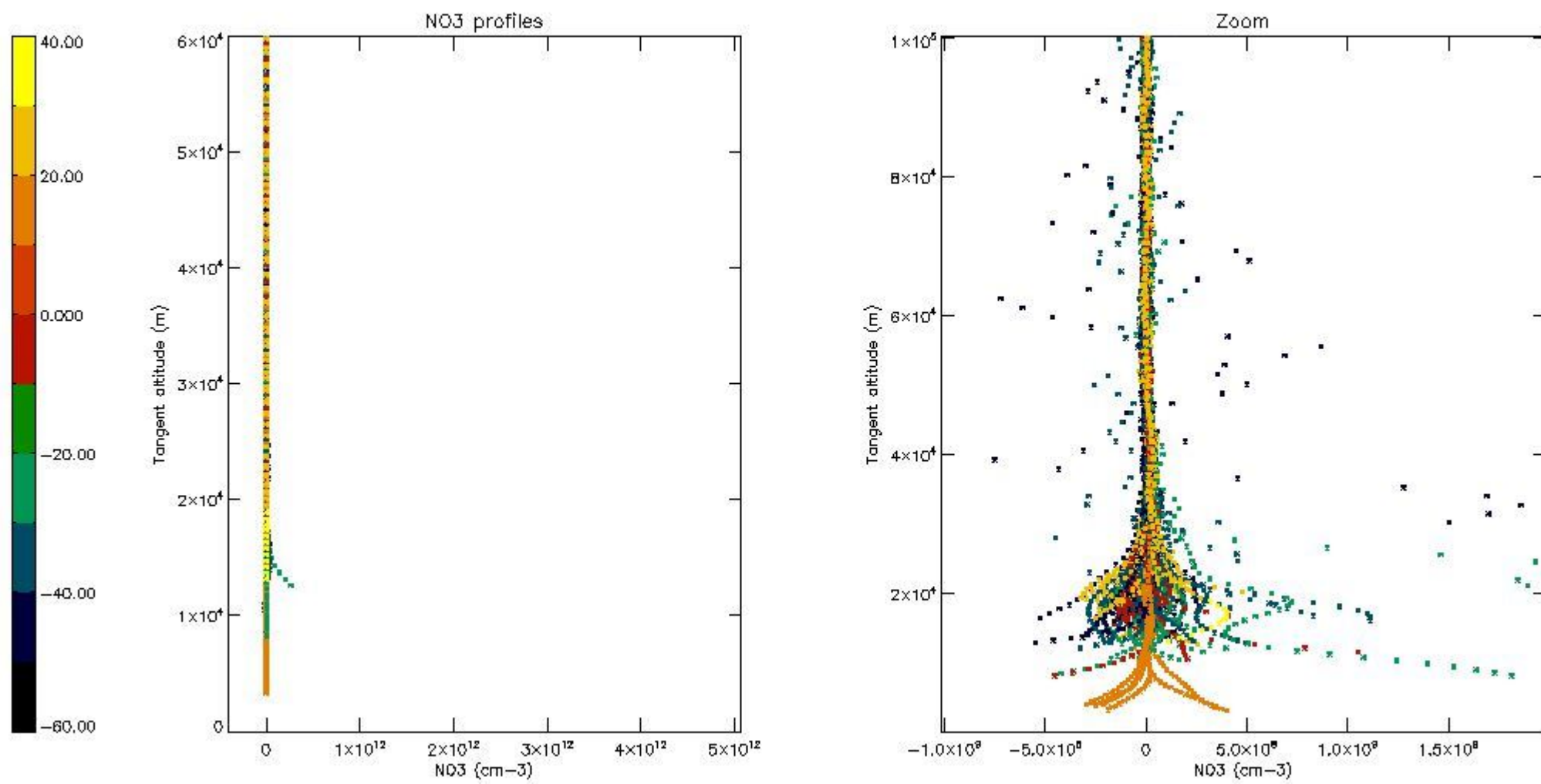
5.6 Plot NO₂ profiles for all STD (dark without errors)

The colorbar represents the latitude.



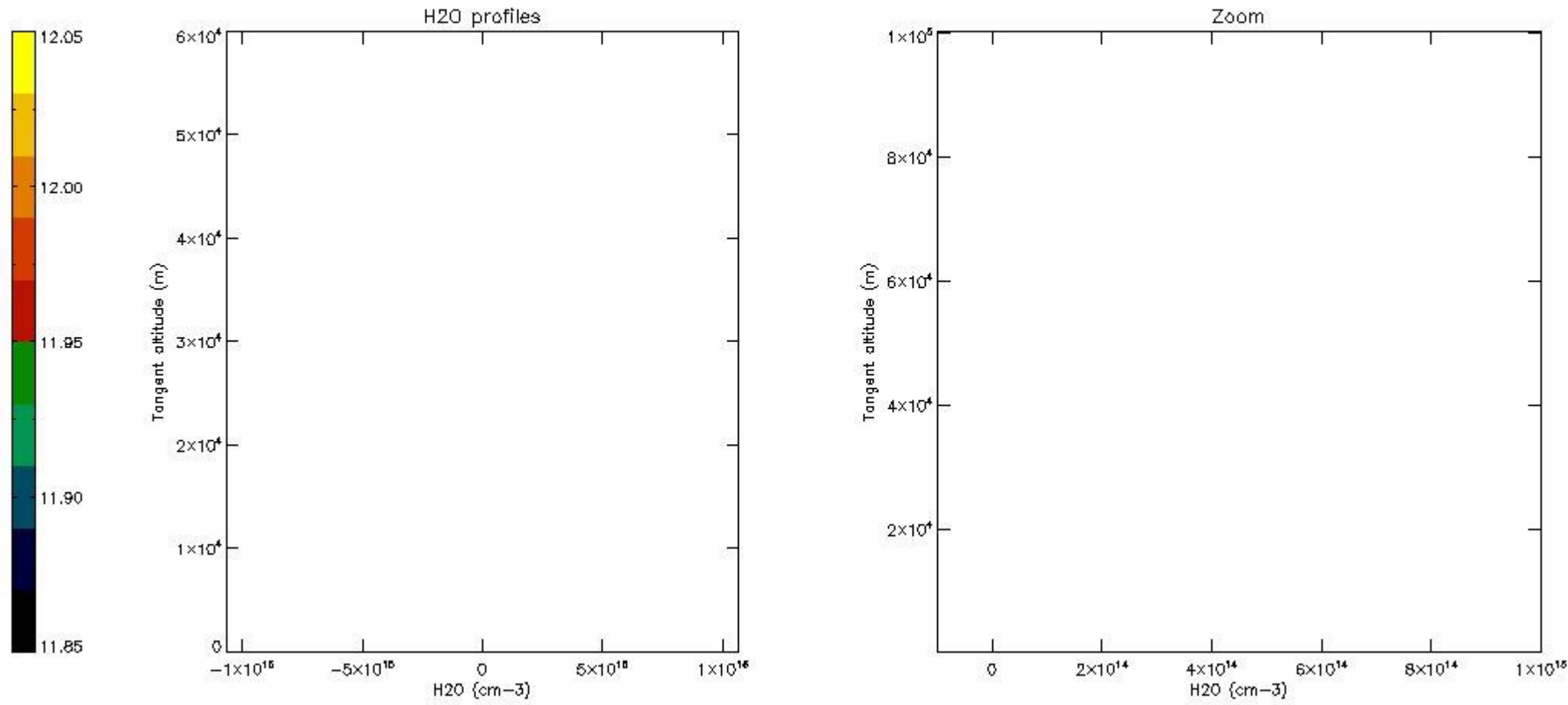
5.7 Plot NO3 profiles for all STD (dark without errors)

The colorbar represents the latitude.



5.8 Plot H2O profiles for all STD (only for occultations of stars 1,2,3,4,13,14,16,26,63 dark without errors)

The colorbar represents the latitude.



6. Auxiliary Data Files used for the production reported in section 2

The number reported in the third column indicates since which file (see list in section 2) the corresponding auxiliary file has been used. The fourth column is the date of those product files.

Type	Auxiliary Filename	Used since product	Used since product date
INST_PHYS_CHARACTERISTICS	GOM_INS_AXVIEC20091111_143220_20030716_120000_20500101_000000	1	16-MAR-2011 00:00:11
LEVEL-2_PROC_CONFIG	GOM_PR2_AXVIEC20091111_152718_20020301_000000_20500101_000000	1	16-MAR-2011 00:00:11
CROSS_SECTIONS_FILE	GOM_CRS_AXVIEC20091111_154832_20020301_000000_20500101_000000	1	16-MAR-2011 00:00:11

GOMOS Level 2 Daily Report

SUMMARY

[1. General Info](#)

[2. Summary of processed GOM_NL_2P products](#)

[3. Level 2 Quality information per product](#)

[3.1 Plot of level 2 quality information per product \(time dependant\)](#)

[3.2 Plot of level 2 quality information per product \(world map\)](#)

[4. Level 1 Quality information per product \(stored on level 2 products\)](#)

[4.1 Plot of level 1 quality information per product \(time dependant\)](#)

[4.1.1 Plot of level 1 quality information per product \(time dependant\): ASCENDING](#)

[4.1.2 Plot of level 1 quality information per product \(time dependant\): DESCENDING](#)

[4.2 Plot of level 1 quality information per product \(world map\)](#)

[4.2.1 Plot of level 1 quality information per product \(world map\): ASCENDING](#)

[4.2.2 Plot of level 1 quality information per product \(world map\): DESCENDING](#)

[5. Ozone profiles based on quality statistics and other trace gas profiles](#)

[5.1 Ozone statistics based on quality of products](#)

[5.2 Plot ozone profiles for all STD \(dark without errors\)](#)

[5.3 Plot ozone profiles where STD < 20% \(dark without errors\)](#)

[5.4. Plot ozone profiles where STD < 10% \(dark without errors\)](#)

[5.5. Plot ozone profiles where STD < 5% \(dark without errors\)](#)

[5.6 Plot NO2 profiles for all STD \(dark without errors\)](#)

[5.7 Plot NO3 profiles for all STD \(dark without errors\)](#)

[5.8 Plot H2O profiles \(only for occultations of stars 1,2,3,4,13,14,16,26,63 dark without errors\) for all STD](#)

[6. Auxiliary Data Files used for the production reported in section 2](#)

This report presents the daily analysis on parameters extracted from GOMOS level 2 data (GOM_NL__2P). It is intended to monitor some important parameters that will impact the quality of these products. A list of level 2 products (and content) that have arrived during the reporting day to the PCF is also given.

Item	Value
Time of report generation	24APR2013 11:23:33
Data source version	GOMOS/6.01
Start time of products	16-03-2011 (16MAR2011 00:00:00)
Stop time of products	17-03-2011 (17MAR2011 00:00:00)
Store outputs in DB	Yes
Nb of level 2 prods	329
Nb of prods with errors	0

2. Summary of processed GOM_NL__2P products.

Nr	Filename	UTC Start time	Limb	Duration	Star Id	Star Name	Star Mag	Star Temp	Nb Meas	Orbit	Prod. error
1	GOM_NL__2PRFIN20110316_000011_000000643100_00275_47272_7997.N1	16-MAR-2011 00:00:11	Straylight	64.000	54	5The Cen	2.0550	4500.0	128	47272	No
2	GOM_NL__2PRFIN20110316_000201_000000503100_00275_47272_7998.N1	16-MAR-2011 00:02:01	Straylight	50.000	123	1ot Cen	2.7500	10200.	100	47272	No
3	GOM_NL__2PRFIN20110316_000747_000000563100_00275_47272_7999.N1	16-MAR-2011 00:07:47	Straylight	56.000	106	9Bet Crv	2.6480	5600.0	112	47272	No
4	GOM_NL__2PRFIN20110316_001006_000000523100_00275_47272_8000.N1	16-MAR-2011 00:10:06	Twilight_stray	51.500	100	4Gam Crv	2.5800	13100.	103	47272	No
5	GOM_NL__2PRFIN20110316_002142_000000393100_00275_47272_8001.N1	16-MAR-2011 00:21:42	Bright	39.000	51	41Gam1Leo	2.0100	4500.0	78	47272	No
6	GOM_NL__2PRFIN20110316_002925_000000393100_00275_47272_8002.N1	16-MAR-2011 00:29:25	Bright	39.000	174	52Psi UMa	3.0040	4400.0	78	47272	No
7	GOM_NL__2PRFIN20110316_003235_000000373100_00275_47272_8003.N1	16-MAR-2011 00:32:35	Bright	37.000	82	48Bet UMa	2.3650	10600.	74	47272	No
8	GOM_NL__2PRFIN20110316_003404_000000393100_00275_47272_8004.N1	16-MAR-2011 00:34:04	Bright	38.500	36	50Alp UMa	1.8000	6300.0	77	47272	No
9	GOM_NL__2PRFIN20110316_003537_000000453100_00275_47272_8005.N1	16-MAR-2011 00:35:37	Bright	44.500	32	77Eps UMa	1.7630	11000.	89	47272	No
10	GOM_NL__2PRFIN20110316_004107_000000393100_00275_47272_8006.N1	16-MAR-2011 00:41:07	Bright	39.000	60	7Bet UMi	2.0810	3950.0	78	47272	No
11	GOM_NL__2PRFIN20110316_004508_000000463100_00275_47272_8007.N1	16-MAR-2011 00:45:08	Bright	45.500	119	14Eta Dra	2.7270	4700.0	91	47272	No
12	GOM_NL__2PRFIN20110316_005103_000000333100_00275_47272_8008.N1	16-MAR-2011 00:51:03	Twilight_stray	33.000	69	33Gam Dra	2.2310	3800.0	66	47272	No
13	GOM_NL__2PRFIN20110316_005419_000000363100_00275_47272_8009.N1	16-MAR-2011 00:54:19	Bright	36.000	19	50Alp Cyg	1.2460	10500.	72	47272	No
14	GOM_NL__2PRFIN20110316_005553_000000393100_00275_47272_8010.N1	16-MAR-2011 00:55:53	Bright	38.500	66	37Gam Cyg	2.2080	5900.0	77	47272	No
15	GOM_NL__2PRFIN20110316_005736_000000363100_00275_47272_8011.N1	16-MAR-2011 00:57:36	Bright	35.500	92	53Eps Cyg	2.5000	4500.0	71	47272	No
16	GOM_NL__2PRFIN20110316_010555_000000513100_00275_47272_8012.N1	16-MAR-2011 01:05:55	Twilight_stray	50.500	11	53Alp Aql	0.76500	8000.0	101	47272	No
17	GOM_NL__2PRFIN20110316_011806_000000473100_00275_47272_8013.N1	16-MAR-2011 01:18:06	Dark	46.500	57	34Sig Sgr	2.0660	26000.	93	47272	No
18	GOM_NL__2PRFIN20110316_012134_000000533100_00275_47272_8014.N1	16-MAR-2011 01:21:34	Dark	52.500	38	20Eps Sgr	1.8360	11000.	105	47272	No
19	GOM_NL__2PRFIN20110316_012732_000000453100_00276_47273_8039.N1	16-MAR-2011 01:27:32	Dark	45.000	141	Bet Ara	2.8400	4600.0	90	47273	No
20	GOM_NL__2PRFIN20110316_013357_000000573100_00276_47273_8040.N1	16-MAR-2011 01:33:57	Dark	57.000	4	Alp1Cen	-0.010000	5800.0	114	47273	No
21	GOM_NL__2PRFIN20110316_013553_000000473100_00276_47273_8041.N1	16-MAR-2011 01:35:53	Dark	47.000	78	Alp Lup	2.3040	28000.	94	47273	No
22	GOM_NL__2PRFIN20110316_013720_000000523100_00276_47273_8042.N1	16-MAR-2011 01:37:20	Dark	51.500	81	Eta Cen	2.3560	28000.	103	47273	No
23	GOM_NL__2PRFIN20110316_014026_000000623100_00276_47273_8043.N1	16-MAR-2011 01:40:26	Straylight	61.500	54	5The Cen	2.0550	4500.0	123	47273	No
24	GOM_NL__2PRFIN20110316_014215_000000503100_00276_47273_8044.N1	16-MAR-2011 01:42:15	Straylight	50.000	123	1ot Cen	2.7500	10200.	100	47273	No
25	GOM_NL__2PRFIN20110316_014801_000000563100_00276_47273_8045.N1	16-MAR-2011 01:48:01	Straylight	56.000	106	9Bet Crv	2.6480	5600.0	112	47273	No
26	GOM_NL__2PRFIN20110316_015020_000000513100_00276_47273_8046.N1	16-MAR-2011 01:50:20	Twilight_stray	50.500	100	4Gam Crv	2.5800	13100.	101	47273	No
27	GOM_NL__2PRFIN20110316_020156_000000403100_00276_47273_8047.N1	16-MAR-2011 02:01:56	Bright	39.500	51	41Gam1Leo	2.0100	4500.0	79	47273	No
28	GOM_NL__2PRFIN20110316_020938_000000413100_00276_47273_8048.N1	16-MAR-2011 02:09:38	Bright	40.500	174	52Psi UMa	3.0040	4400.0	81	47273	No
29	GOM_NL__2PRFIN20110316_021249_000000393100_00276_47273_8049.N1	16-MAR-2011 02:12:49	Bright	38.500	82	48Bet UMa	2.3650	10600.	77	47273	No
30	GOM_NL__2PRFIN20110316_021418_000000373100_00276_47273_8050.N1	16-MAR-2011 02:14:18	Bright	36.500	36	50Alp UMa	1.8000	6300.0	73	47273	No
31	GOM_NL__2PRFIN20110316_021550_000000433100_00276_47273_8051.N1	16-MAR-2011 02:15:50	Bright	43.000	32	77Eps UMa	1.7630	11000.	86	47273	No
32	GOM_NL__2PRFIN20110316_022120_000000413100_00276_47273_8052.N1	16-MAR-2011 02:21:20	Bright	40.500	60	7Bet UMi	2.0810	3950.0	81	47273	No
33	GOM_NL__2PRFIN20110316_022521_000000493100_00276_47273_8053.N1	16-MAR-2011 02:25:21	Bright	48.500	119	14Eta Dra	2.7270	4700.0	97	47273	No
34	GOM_NL__2PRFIN20110316_023117_000000333100_00276_47273_8054.N1	16-MAR-2011 02:31:17	Twilight_stray	33.000	69	33Gam Dra	2.2310	3800.0	66	47273	No
35	GOM_NL__2PRFIN20110316_023433_000000363100_00276_47273_8055.N1	16-MAR-2011 02:34:33	Bright	36.000	19	50Alp Cyg	1.2460	10500.	72	47273	No
36	GOM_NL__2PRFIN20110316_023607_000000383100_00276_47273_8056.N1	16-MAR-2011 02:36:07	Bright	38.000	66	37Gam Cyg	2.2080	5900.0	76	47273	No
37	GOM_NL__2PRFIN20110316_023750_000000353100_00276_47273_8057.N1	16-MAR-2011 02:37:50	Bright	35.000	92	53Eps Cyg	2.5000	4500.0	70	47273	No
38	GOM_NL__2PRFIN20110316_024609_000000533100_00276_47273_8058.N1	16-MAR-2011 02:46:09	Twilight_stray	53.000	11	53Alp Aql	0.76500	8000.0	106	47273	No
39	GOM_NL__2PRFIN20110316_025619_000000483100_00276_47273_8059.N1	16-MAR-2011 02:56:19	Dark	48.000	155	41Pi Sgr	2.9000	6600.0	96	47273	No
40	GOM_NL__2PRFIN20110316_025821_000000483100_00276_47273_8060.N1	16-MAR-2011 02:58:21	Dark	47.500	57	34Sig Sgr	2.0660	26000.	95	47273	No
41	GOM_NL__2PRFIN20110316_030148_000000483100_00276_47273_8061.N1	16-MAR-2011 03:01:48	Dark	48.000	38	20Eps Sgr	1.8360	11000.	96	47273	No
42	GOM_NL__2PRFIN20110316_030747_000000423100_00277_47274_8052.N1	16-MAR-2011 03:07:47	Dark	41.500	141	Bet Ara	2.8400	4600.0	83	47274	No

43	GOM_NL__2PRFIN20110316_031411_000000453100_00277_47274_8053.N1	16-MAR-2011 03:14:11	Dark	45.000	4	Alp1Cen	-0.010000	5800.0	90	47274	No
44	GOM_NL__2PRFIN20110316_031608_000000473100_00277_47274_8054.N1	16-MAR-2011 03:16:08	Dark	46.500	78	Alp Lup	2.3040	28000.	93	47274	No
45	GOM_NL__2PRFIN20110316_031734_000000583100_00277_47274_8055.N1	16-MAR-2011 03:17:34	Dark	58.000	81	Eta Cen	2.3560	28000.	116	47274	No
46	GOM_NL__2PRFIN20110316_032041_000000623100_00277_47274_8056.N1	16-MAR-2011 03:20:41	Straylight	62.000	54	5The Cen	2.0550	4500.0	124	47274	No
47	GOM_NL__2PRFIN20110316_032230_000000493100_00277_47274_8057.N1	16-MAR-2011 03:22:30	Straylight	48.500	123	lot Cen	2.7500	10200.	97	47274	No
48	GOM_NL__2PRFIN20110316_032816_000000583100_00277_47274_8058.N1	16-MAR-2011 03:28:16	Straylight	58.000	106	9Bet Crv	2.6480	5600.0	116	47274	No
49	GOM_NL__2PRFIN20110316_033034_000000523100_00277_47274_8059.N1	16-MAR-2011 03:30:34	Tw_i_and_stray	51.500	100	4Gam Crv	2.5800	13100.	103	47274	No
50	GOM_NL__2PRFIN20110316_034210_000000393100_00277_47274_8060.N1	16-MAR-2011 03:42:10	Bright	39.000	51	41Gam1Leo	2.0100	4500.0	78	47274	No
51	GOM_NL__2PRFIN20110316_034952_000000393100_00277_47274_8061.N1	16-MAR-2011 03:49:52	Bright	38.500	174	52Psi UMa	3.0040	4400.0	77	47274	No
52	GOM_NL__2PRFIN20110316_035303_000000403100_00277_47274_8062.N1	16-MAR-2011 03:53:03	Bright	39.500	82	48Bet UMa	2.3650	10600.	79	47274	No
53	GOM_NL__2PRFIN20110316_035432_000000403100_00277_47274_8063.N1	16-MAR-2011 03:54:32	Bright	39.500	36	50Alp UMa	1.8000	6300.0	79	47274	No
54	GOM_NL__2PRFIN20110316_035604_000000443100_00277_47274_8064.N1	16-MAR-2011 03:56:04	Bright	43.500	32	77Eps UMa	1.7630	11000.	87	47274	No
55	GOM_NL__2PRFIN20110316_040134_000000423100_00277_47274_8065.N1	16-MAR-2011 04:01:34	Bright	41.500	60	7Bet UMi	2.0810	3950.0	83	47274	No
56	GOM_NL__2PRFIN20110316_040535_000000473100_00277_47274_8066.N1	16-MAR-2011 04:05:35	Bright	46.500	119	14Eta Dra	2.7270	4700.0	93	47274	No
57	GOM_NL__2PRFIN20110316_041130_000000283100_00277_47274_8067.N1	16-MAR-2011 04:11:30	Tw_i_and_stray	28.000	69	33Gam Dra	2.2310	3800.0	56	47274	No
58	GOM_NL__2PRFIN20110316_041447_000000363100_00277_47274_8068.N1	16-MAR-2011 04:14:47	Bright	36.000	19	50Alp Cyg	1.2460	10500.	72	47274	No
59	GOM_NL__2PRFIN20110316_041621_000000383100_00277_47274_8069.N1	16-MAR-2011 04:16:21	Bright	37.500	66	37Gam Cyg	2.2080	5900.0	75	47274	No
60	GOM_NL__2PRFIN20110316_041804_000000383100_00277_47274_8070.N1	16-MAR-2011 04:18:04	Bright	37.500	92	53Eps Cyg	2.5000	4500.0	75	47274	No
61	GOM_NL__2PRFIN20110316_042624_000000563100_00277_47274_8071.N1	16-MAR-2011 04:26:24	Tw_i_and_stray	55.500	11	53Alp Aql	0.76500	8000.0	111	47274	No
62	GOM_NL__2PRFIN20110316_043634_000000483100_00277_47274_8072.N1	16-MAR-2011 04:36:34	Dark	48.000	155	41Pi Sgr	2.9000	6600.0	96	47274	No
63	GOM_NL__2PRFIN20110316_043836_000000493100_00277_47274_8073.N1	16-MAR-2011 04:38:36	Dark	48.500	57	34Sig Sgr	2.0660	26000.	97	47274	No
64	GOM_NL__2PRFIN20110316_044204_000000543100_00277_47274_8074.N1	16-MAR-2011 04:42:04	Dark	53.500	38	20Eps Sgr	1.8360	11000.	107	47274	No
65	GOM_NL__2PRFIN20110316_044802_000000443100_00278_47275_8075.N1	16-MAR-2011 04:48:02	Dark	44.000	141	Bet Ara	2.8400	4600.0	88	47275	No
66	GOM_NL__2PRFIN20110316_045426_000000503100_00278_47275_8076.N1	16-MAR-2011 04:54:26	Dark	49.500	4	Alp1Cen	-0.010000	5800.0	99	47275	No
67	GOM_NL__2PRFIN20110316_045623_000000513100_00278_47275_8077.N1	16-MAR-2011 04:56:23	Dark	51.000	78	Alp Lup	2.3040	28000.	102	47275	No
68	GOM_NL__2PRFIN20110316_045750_000000523100_00278_47275_8078.N1	16-MAR-2011 04:57:50	Dark	51.500	81	Eta Cen	2.3560	28000.	103	47275	No
69	GOM_NL__2PRFIN20110316_050056_000000643100_00278_47275_8079.N1	16-MAR-2011 05:00:56	Straylight	63.500	54	5The Cen	2.0550	4500.0	127	47275	No
70	GOM_NL__2PRFIN20110316_050830_000000563100_00278_47275_8080.N1	16-MAR-2011 05:08:30	Straylight	55.500	106	9Bet Crv	2.6480	5600.0	111	47275	No
71	GOM_NL__2PRFIN20110316_051048_000000523100_00278_47275_8081.N1	16-MAR-2011 05:10:48	Tw_i_and_stray	51.500	100	4Gam Crv	2.5800	13100.	103	47275	No
72	GOM_NL__2PRFIN20110316_052224_000000383100_00278_47275_8082.N1	16-MAR-2011 05:22:24	Bright	38.000	51	41Gam1Leo	2.0100	4500.0	76	47275	No
73	GOM_NL__2PRFIN20110316_053006_000000413100_00278_47275_8083.N1	16-MAR-2011 05:30:06	Bright	41.000	174	52Psi UMa	3.0040	4400.0	82	47275	No
74	GOM_NL__2PRFIN20110316_053316_000000393100_00278_47275_8084.N1	16-MAR-2011 05:33:16	Bright	38.500	82	48Bet UMa	2.3650	10600.	77	47275	No
75	GOM_NL__2PRFIN20110316_053446_000000413100_00278_47275_8085.N1	16-MAR-2011 05:34:46	Bright	41.000	36	50Alp UMa	1.8000	6300.0	82	47275	No
76	GOM_NL__2PRFIN20110316_053617_000000443100_00278_47275_8086.N1	16-MAR-2011 05:36:17	Bright	44.000	32	77Eps UMa	1.7630	11000.	88	47275	No
77	GOM_NL__2PRFIN20110316_054148_000000413100_00278_47275_8087.N1	16-MAR-2011 05:41:48	Bright	41.000	60	7Bet UMi	2.0810	3950.0	82	47275	No
78	GOM_NL__2PRFIN20110316_054548_000000473100_00278_47275_8088.N1	16-MAR-2011 05:45:48	Bright	46.500	119	14Eta Dra	2.7270	4700.0	93	47275	No
79	GOM_NL__2PRFIN20110316_055144_000000283100_00278_47275_8089.N1	16-MAR-2011 05:51:44	Tw_i_and_stray	28.000	69	33Gam Dra	2.2310	3800.0	56	47275	No
80	GOM_NL__2PRFIN20110316_055501_000000393100_00278_47275_8090.N1	16-MAR-2011 05:55:01	Bright	39.000	19	50Alp Cyg	1.2460	10500.	78	47275	No
81	GOM_NL__2PRFIN20110316_055635_000000373100_00278_47275_8091.N1	16-MAR-2011 05:56:35	Bright	37.000	66	37Gam Cyg	2.2080	5900.0	74	47275	No
82	GOM_NL__2PRFIN20110316_055818_000000363100_00278_47275_8092.N1	16-MAR-2011 05:58:18	Bright	36.000	92	53Eps Cyg	2.5000	4500.0	72	47275	No
83	GOM_NL__2PRFIN20110316_060638_000000603100_00278_47275_8093.N1	16-MAR-2011 06:06:38	Tw_i_and_stray	60.000	11	53Alp Aql	0.76500	8000.0	120	47275	No
84	GOM_NL__2PRFIN20110316_061649_000000503100_00278_47275_8094.N1	16-MAR-2011 06:16:49	Dark	49.500	155	41Pi Sgr	2.9000	6600.0	99	47275	No
85	GOM_NL__2PRFIN20110316_061851_000000503100_00278_47275_8095.N1	16-MAR-2011 06:18:51	Dark	49.500	57	34Sig Sgr	2.0660	26000.	99	47275	No
86	GOM_NL__2PRFIN20110316_062219_000000553100_00278_47275_8096.N1	16-MAR-2011 06:22:19	Dark	54.500	38	20Eps Sgr	1.8360	11000.	109	47275	No
87	GOM_NL__2PRFIN20110316_062816_000000423100_00279_47276_8103.N1	16-MAR-2011 06:28:16	Dark	41.500	141	Bet Ara	2.8400	4600.0	83	47276	No
88	GOM_NL__2PRFIN20110316_063441_000000493100_00279_47276_8104.N1	16-MAR-2011 06:34:41	Dark	48.500	4	Alp1Cen	-0.010000	5800.0	97	47276	No
89	GOM_NL__2PRFIN20110316_063638_000000483100_00279_47276_8105.N1	16-MAR-2011 06:36:38	Dark	47.500	78	Alp Lup	2.3040	28000.	95	47276	No
90	GOM_NL__2PRFIN20110316_063805_000000573100_00279_47276_8106.N1	16-MAR-2011 06:38:05	Dark	57.000	81	Eta Cen	2.3560	28000.	114	47276	No
91	GOM_NL__2PRFIN20110316_064111_000000613100_00279_47276_8107.N1	16-MAR-2011 06:41:11	Straylight	61.000	54	5The Cen	2.0550	4500.0	122	47276	No
92	GOM_NL__2PRFIN20110316_064259_000000503100_00279_47276_8108.N1	16-MAR-2011 06:42:59	Straylight	50.000	123	lot Cen	2.7500	10200.	100	47276	No
93	GOM_NL__2PRFIN20110316_064844_000000533100_00279_47276_8109.N1	16-MAR-2011 06:48:44	Straylight	53.000	106	9Bet Crv	2.6480	5600.0	106	47276	No
94	GOM_NL__2PRFIN20110316_065103_000000513100_00279_47276_8110.N1	16-MAR-2011 06:51:03	Tw_i_and_stray	50.500	100	4Gam Crv	2.5800	13100.	101	47276	No
95	GOM_NL__2PRFIN20110316_070238_000000383100_00279_47276_8111.N1	16-MAR-2011 07:02:38	Bright	37.500	51	41Gam1Leo	2.0100	4500.0	75	47276	No
96	GOM_NL__2PRFIN20110316_071019_000000423100_00279_47276_8112.N1	16-MAR-2011 07:10:19	Bright	41.500	174	52Psi UMa	3.0040	4400.0	83	47276	No
97	GOM_NL__2PRFIN20110316_071330_000000383100_00279_47276_8113.N1	16-MAR-2011 07:13:30	Bright	37.500	82	48Bet UMa	2.3650	10600.	75	47276	No
98	GOM_NL__2PRFIN20110316_071500_000000393100_00279_47276_8114.N1	16-MAR-2011 07:15:00	Bright	39.000	36	50Alp UMa	1.8000	6300.0	78	47276	No
99	GOM_NL__2PRFIN20110316_071630_000000453100_00279_47276_8115.N1	16-MAR-2011 07:16:30	Bright	45.000	32	77Eps UMa	1.7630	11000.	90	47276	No
100	GOM_NL__2PRFIN20110316_072201_000000403100_00279_47276_8116.N1	16-MAR-2011 07:22:01	Bright	39.500	60	7Bet UMi	2.0810	3950.0	79	47276	No
101	GOM_NL__2PRFIN20110316_072602_000000463100_00279_47276_8117.N1	16-MAR-2011 07:26:02	Bright	45.500	119	14Eta Dra	2.7270	4700.0	91	47276	No

102	GOM_NL__2PRFIN20110316_073515_000000363100_00279_47276_8118.N1	16-MAR-2011 07:35:15	Bright	35.500	19	50Alp Cyg	1.2460	10500.	71	47276	No
103	GOM_NL__2PRFIN20110316_073649_000000373100_00279_47276_8119.N1	16-MAR-2011 07:36:49	Bright	37.000	66	37Gam Cyg	2.2080	5900.0	74	47276	No
104	GOM_NL__2PRFIN20110316_073832_000000373100_00279_47276_8120.N1	16-MAR-2011 07:38:32	Bright	37.000	92	53Eps Cyg	2.5000	4500.0	74	47276	No
105	GOM_NL__2PRFIN20110316_074653_000000553100_00279_47276_8121.N1	16-MAR-2011 07:46:53	Twilight	54.500	11	53Alp Aql	0.76500	8000.0	109	47276	No
106	GOM_NL__2PRFIN20110316_075704_000000473100_00279_47276_8122.N1	16-MAR-2011 07:57:04	Dark	47.000	155	41Pi Sgr	2.9000	6600.0	94	47276	No
107	GOM_NL__2PRFIN20110316_075906_000000463100_00279_47276_8123.N1	16-MAR-2011 07:59:06	Dark	46.000	57	34Sig Sgr	2.0660	26000.	92	47276	No
108	GOM_NL__2PRFIN20110316_080030_000000513100_00279_47276_8124.N1	16-MAR-2011 08:00:30	Dark	51.000	137	22Lam Sgr	2.8240	4400.0	102	47276	No
109	GOM_NL__2PRFIN20110316_080233_000000533100_00279_47276_8125.N1	16-MAR-2011 08:02:33	Dark	52.500	38	20Eps Sgr	1.8360	11000.	105	47276	No
110	GOM_NL__2PRFIN20110316_080831_000000493100_00280_47277_8144.N1	16-MAR-2011 08:08:31	Dark	49.000	141	Bet Ara	2.8400	4600.0	98	47277	No
111	GOM_NL__2PRFIN20110316_081455_000000573100_00280_47277_8145.N1	16-MAR-2011 08:14:55	Dark	57.000	4	Alp1Cen	-0.010000	5800.0	114	47277	No
112	GOM_NL__2PRFIN20110316_081653_000000463100_00280_47277_8146.N1	16-MAR-2011 08:16:53	Dark	45.500	78	Alp Lup	2.3040	28000.	91	47277	No
113	GOM_NL__2PRFIN20110316_081819_000000513100_00280_47277_8147.N1	16-MAR-2011 08:18:19	Dark	51.000	81	Eta Cen	2.3560	28000.	102	47277	No
114	GOM_NL__2PRFIN20110316_082126_000000603100_00280_47277_8148.N1	16-MAR-2011 08:21:26	Straylight	60.000	54	5The Cen	2.0550	4500.0	120	47277	No
115	GOM_NL__2PRFIN20110316_082314_000000503100_00280_47277_8149.N1	16-MAR-2011 08:23:14	Straylight	49.500	123	lot Cen	2.7500	10200.	99	47277	No
116	GOM_NL__2PRFIN20110316_082859_000000543100_00280_47277_8150.N1	16-MAR-2011 08:28:59	Straylight	53.500	106	9Bet Crv	2.6480	5600.0	107	47277	No
117	GOM_NL__2PRFIN20110316_083117_000000513100_00280_47277_8151.N1	16-MAR-2011 08:31:17	Twilight	51.000	100	4Gam Crv	2.5800	13100.	102	47277	No
118	GOM_NL__2PRFIN20110316_084252_000000393100_00280_47277_8152.N1	16-MAR-2011 08:42:52	Bright	39.000	51	41Gam1Leo	2.0100	4500.0	78	47277	No
119	GOM_NL__2PRFIN20110316_085033_000000393100_00280_47277_8153.N1	16-MAR-2011 08:50:33	Bright	38.500	174	52Psi UMa	3.0040	4400.0	77	47277	No
120	GOM_NL__2PRFIN20110316_085344_000000383100_00280_47277_8154.N1	16-MAR-2011 08:53:44	Bright	37.500	82	48Bet UMa	2.3650	10600.	75	47277	No
121	GOM_NL__2PRFIN20110316_085513_000000373100_00280_47277_8155.N1	16-MAR-2011 08:55:13	Bright	37.000	36	50Alp UMa	1.8000	6300.0	74	47277	No
122	GOM_NL__2PRFIN20110316_085644_000000523100_00280_47277_8156.N1	16-MAR-2011 08:56:44	Bright	51.500	32	77Eps UMa	1.7630	11000.	103	47277	No
123	GOM_NL__2PRFIN20110316_090215_000000433100_00280_47277_8157.N1	16-MAR-2011 09:02:15	Bright	42.500	60	7Bet UMi	2.0810	3950.0	85	47277	No
124	GOM_NL__2PRFIN20110316_090615_000000483100_00280_47277_8158.N1	16-MAR-2011 09:06:15	Bright	47.500	119	14Eta Dra	2.7270	4700.0	95	47277	No
125	GOM_NL__2PRFIN20110316_091530_000000363100_00280_47277_8159.N1	16-MAR-2011 09:15:30	Bright	36.000	19	50Alp Cyg	1.2460	10500.	72	47277	No
126	GOM_NL__2PRFIN20110316_091703_000000373100_00280_47277_8160.N1	16-MAR-2011 09:17:03	Bright	36.500	66	37Gam Cyg	2.2080	5900.0	73	47277	No
127	GOM_NL__2PRFIN20110316_091846_000000373100_00280_47277_8161.N1	16-MAR-2011 09:18:46	Bright	36.500	92	53Eps Cyg	2.5000	4500.0	73	47277	No
128	GOM_NL__2PRFIN20110316_092707_000000503100_00280_47277_8162.N1	16-MAR-2011 09:27:07	Twilight	49.500	11	53Alp Aql	0.76500	8000.0	99	47277	No
129	GOM_NL__2PRFIN20110316_093718_000000463100_00280_47277_8163.N1	16-MAR-2011 09:37:18	Dark	45.500	155	41Pi Sgr	2.9000	6600.0	91	47277	No
130	GOM_NL__2PRFIN20110316_093920_000000463100_00280_47277_8164.N1	16-MAR-2011 09:39:20	Dark	45.500	57	34Sig Sgr	2.0660	26000.	91	47277	No
131	GOM_NL__2PRFIN20110316_094045_000000573100_00280_47277_8165.N1	16-MAR-2011 09:40:45	Dark	56.500	137	22Lam Sgr	2.8240	4400.0	113	47277	No
132	GOM_NL__2PRFIN20110316_094248_000000513100_00280_47277_8166.N1	16-MAR-2011 09:42:48	Dark	50.500	38	20Eps Sgr	1.8360	11000.	101	47277	No
133	GOM_NL__2PRFIN20110316_094846_000000423100_00281_47278_8168.N1	16-MAR-2011 09:48:46	Dark	41.500	141	Bet Ara	2.8400	4600.0	83	47278	No
134	GOM_NL__2PRFIN20110316_095510_000000573100_00281_47278_8169.N1	16-MAR-2011 09:55:10	Dark	57.000	4	Alp1Cen	-0.010000	5800.0	114	47278	No
135	GOM_NL__2PRFIN20110316_095707_000000473100_00281_47278_8170.N1	16-MAR-2011 09:57:07	Dark	47.000	78	Alp Lup	2.3040	28000.	94	47278	No
136	GOM_NL__2PRFIN20110316_095834_000000523100_00281_47278_8171.N1	16-MAR-2011 09:58:34	Dark	52.000	81	Eta Cen	2.3560	28000.	104	47278	No
137	GOM_NL__2PRFIN20110316_100140_000000593100_00281_47278_8172.N1	16-MAR-2011 10:01:40	Straylight	59.000	54	5The Cen	2.0550	4500.0	118	47278	No
138	GOM_NL__2PRFIN20110316_100329_000000523100_00281_47278_8173.N1	16-MAR-2011 10:03:29	Straylight	51.500	123	lot Cen	2.7500	10200.	103	47278	No
139	GOM_NL__2PRFIN20110316_100913_000000543100_00281_47278_8174.N1	16-MAR-2011 10:09:13	Straylight	53.500	106	9Bet Crv	2.6480	5600.0	107	47278	No
140	GOM_NL__2PRFIN20110316_101131_000000513100_00281_47278_8175.N1	16-MAR-2011 10:11:31	Twilight	50.500	100	4Gam Crv	2.5800	13100.	101	47278	No
141	GOM_NL__2PRFIN20110316_102306_000000383100_00281_47278_8176.N1	16-MAR-2011 10:23:06	Bright	38.000	51	41Gam1Leo	2.0100	4500.0	76	47278	No
142	GOM_NL__2PRFIN20110316_103047_000000403100_00281_47278_8177.N1	16-MAR-2011 10:30:47	Bright	40.000	174	52Psi UMa	3.0040	4400.0	80	47278	No
143	GOM_NL__2PRFIN20110316_103358_000000383100_00281_47278_8178.N1	16-MAR-2011 10:33:58	Bright	38.000	82	48Bet UMa	2.3650	10600.	76	47278	No
144	GOM_NL__2PRFIN20110316_103527_000000413100_00281_47278_8179.N1	16-MAR-2011 10:35:27	Bright	40.500	36	50Alp UMa	1.8000	6300.0	81	47278	No
145	GOM_NL__2PRFIN20110316_103657_000000453100_00281_47278_8180.N1	16-MAR-2011 10:36:57	Bright	45.000	32	77Eps UMa	1.7630	11000.	90	47278	No
146	GOM_NL__2PRFIN20110316_104228_000000413100_00281_47278_8181.N1	16-MAR-2011 10:42:28	Bright	41.000	60	7Bet UMi	2.0810	3950.0	82	47278	No
147	GOM_NL__2PRFIN20110316_104629_000000493100_00281_47278_8182.N1	16-MAR-2011 10:46:29	Bright	48.500	119	14Eta Dra	2.7270	4700.0	97	47278	No
148	GOM_NL__2PRFIN20110316_105544_000000373100_00281_47278_8183.N1	16-MAR-2011 10:55:44	Bright	36.500	19	50Alp Cyg	1.2460	10500.	73	47278	No
149	GOM_NL__2PRFIN20110316_105717_000000563100_00281_47278_8184.N1	16-MAR-2011 10:57:17	Bright	56.000	66	37Gam Cyg	2.2080	5900.0	112	47278	No
150	GOM_NL__2PRFIN20110316_105900_000000373100_00281_47278_8185.N1	16-MAR-2011 10:59:00	Bright	36.500	92	53Eps Cyg	2.5000	4500.0	73	47278	No
151	GOM_NL__2PRFIN20110316_110721_000000533100_00281_47278_8186.N1	16-MAR-2011 11:07:21	Twilight	52.500	11	53Alp Aql	0.76500	8000.0	105	47278	No
152	GOM_NL__2PRFIN20110316_111733_000000473100_00281_47278_8187.N1	16-MAR-2011 11:17:33	Dark	47.000	155	41Pi Sgr	2.9000	6600.0	94	47278	No
153	GOM_NL__2PRFIN20110316_111935_000000483100_00281_47278_8188.N1	16-MAR-2011 11:19:35	Dark	47.500	57	34Sig Sgr	2.0660	26000.	95	47278	No
154	GOM_NL__2PRFIN20110316_112100_000000533100_00281_47278_8189.N1	16-MAR-2011 11:21:00	Dark	53.000	137	22Lam Sgr	2.8240	4400.0	106	47278	No
155	GOM_NL__2PRFIN20110316_112303_000000503100_00281_47278_8190.N1	16-MAR-2011 11:23:03	Dark	49.500	38	20Eps Sgr	1.8360	11000.	99	47278	No
156	GOM_NL__2PRFIN20110316_112900_000000483100_00282_47279_8196.N1	16-MAR-2011 11:29:00	Dark	48.000	141	Bet Ara	2.8400	4600.0	96	47279	No
157	GOM_NL__2PRFIN20110316_113524_000000573100_00282_47279_8197.N1	16-MAR-2011 11:35:24	Dark	57.000	4	Alp1Cen	-0.010000	5800.0	114	47279	No
158	GOM_NL__2PRFIN20110316_113722_000000493100_00282_47279_8198.N1	16-MAR-2011 11:37:22	Dark	48.500	78	Alp Lup	2.3040	28000.	97	47279	No
159	GOM_NL__2PRFIN20110316_113849_000000513100_00282_47279_8199.N1	16-MAR-2011 11:38:49	Dark	50.500	81	Eta Cen	2.3560	28000.	101	47279	No
160	GOM_NL__2PRFIN20110316_114155_000000563100_00282_47279_8200.N1	16-MAR-2011 11:41:55	Straylight	55.500	54	5The Cen	2.0550	4500.0	111	47279	No

161	GOM_NL__2PRFIN20110316_114343_000000473100_00282_47279_8201.N1	16-MAR-2011 11:43:43	Straylight	46.500	123	lot Cen	2.7500	10200.	93	47279	No
162	GOM_NL__2PRFIN20110316_114927_000000523100_00282_47279_8202.N1	16-MAR-2011 11:49:27	Straylight	52.000	106	9Bet Crv	2.6480	5600.0	104	47279	No
163	GOM_NL__2PRFIN20110316_115145_000000523100_00282_47279_8203.N1	16-MAR-2011 11:51:45	Tw_i_and_stray	52.000	100	4Gam Crv	2.5800	13100.	104	47279	No
164	GOM_NL__2PRFIN20110316_120320_000000383100_00282_47279_8204.N1	16-MAR-2011 12:03:20	Bright	37.500	51	41Gam1Leo	2.0100	4500.0	75	47279	No
165	GOM_NL__2PRFIN20110316_121100_000000393100_00282_47279_8205.N1	16-MAR-2011 12:11:00	Bright	38.500	174	52Psi UMa	3.0040	4400.0	77	47279	No
166	GOM_NL__2PRFIN20110316_121411_000000393100_00282_47279_8206.N1	16-MAR-2011 12:14:11	Bright	38.500	82	48Bet UMa	2.3650	10600.	77	47279	No
167	GOM_NL__2PRFIN20110316_121541_000000413100_00282_47279_8207.N1	16-MAR-2011 12:15:41	Bright	40.500	36	50Alp UMa	1.8000	6300.0	81	47279	No
168	GOM_NL__2PRFIN20110316_121710_000000453100_00282_47279_8208.N1	16-MAR-2011 12:17:10	Bright	44.500	32	77Eps UMa	1.7630	11000.	89	47279	No
169	GOM_NL__2PRFIN20110316_122242_000000413100_00282_47279_8209.N1	16-MAR-2011 12:22:42	Bright	41.000	60	7Bet UMi	2.0810	3950.0	82	47279	No
170	GOM_NL__2PRFIN20110316_122642_000000473100_00282_47279_8210.N1	16-MAR-2011 12:26:42	Bright	47.000	119	14Eta Dra	2.7270	4700.0	94	47279	No
171	GOM_NL__2PRFIN20110316_123557_000000383100_00282_47279_8211.N1	16-MAR-2011 12:35:57	Bright	38.000	19	50Alp Cyg	1.2460	10500.	76	47279	No
172	GOM_NL__2PRFIN20110316_123731_000000373100_00282_47279_8212.N1	16-MAR-2011 12:37:31	Bright	36.500	66	37Gam Cyg	2.2080	5900.0	73	47279	No
173	GOM_NL__2PRFIN20110316_123915_000000363100_00282_47279_8213.N1	16-MAR-2011 12:39:15	Bright	35.500	92	53Eps Cyg	2.5000	4500.0	71	47279	No
174	GOM_NL__2PRFIN20110316_124736_000000533100_00282_47279_8214.N1	16-MAR-2011 12:47:36	Tw_i_and_stray	52.500	11	53Alp Aql	0.76500	8000.0	105	47279	No
175	GOM_NL__2PRFIN20110316_125748_000000473100_00282_47279_8215.N1	16-MAR-2011 12:57:48	Dark	47.000	155	41Pi Sgr	2.9000	6600.0	94	47279	No
176	GOM_NL__2PRFIN20110316_125950_000000473100_00282_47279_8216.N1	16-MAR-2011 12:59:50	Dark	47.000	57	34Sig Sgr	2.0660	26000.	94	47279	No
177	GOM_NL__2PRFIN20110316_130115_000000603100_00282_47279_8217.N1	16-MAR-2011 13:01:15	Dark	59.500	137	22Lam Sgr	2.8240	4400.0	119	47279	No
178	GOM_NL__2PRFIN20110316_130318_000000533100_00282_47279_8218.N1	16-MAR-2011 13:03:18	Dark	53.000	38	20Eps Sgr	1.8360	11000.	106	47279	No
179	GOM_NL__2PRFIN20110316_130915_000000443100_00283_47280_8261.N1	16-MAR-2011 13:09:15	Dark	44.000	141	Bet Ara	2.8400	4600.0	88	47280	No
180	GOM_NL__2PRFIN20110316_131539_000000453100_00283_47280_8262.N1	16-MAR-2011 13:15:39	Dark	45.000	4	Alp1Cen	-0.010000	5800.0	90	47280	No
181	GOM_NL__2PRFIN20110316_131737_000000473100_00283_47280_8263.N1	16-MAR-2011 13:17:37	Dark	46.500	78	Alp Lup	2.3040	28000.	93	47280	No
182	GOM_NL__2PRFIN20110316_131904_000000503100_00283_47280_8264.N1	16-MAR-2011 13:19:04	Dark	49.500	81	Eta Cen	2.3560	28000.	99	47280	No
183	GOM_NL__2PRFIN20110316_132210_000000653100_00283_47280_8265.N1	16-MAR-2011 13:22:10	Straylight	64.500	54	5The Cen	2.0550	4500.0	129	47280	No
184	GOM_NL__2PRFIN20110316_132358_000000493100_00283_47280_8266.N1	16-MAR-2011 13:23:58	Straylight	49.000	123	lot Cen	2.7500	10200.	98	47280	No
185	GOM_NL__2PRFIN20110316_132941_000000553100_00283_47280_8267.N1	16-MAR-2011 13:29:41	Straylight	54.500	106	9Bet Crv	2.6480	5600.0	109	47280	No
186	GOM_NL__2PRFIN20110316_133159_000000513100_00283_47280_8268.N1	16-MAR-2011 13:31:59	Tw_i_and_stray	51.000	100	4Gam Crv	2.5800	13100.	102	47280	No
187	GOM_NL__2PRFIN20110316_134334_000000383100_00283_47280_8269.N1	16-MAR-2011 13:43:34	Bright	38.000	51	41Gam1Leo	2.0100	4500.0	76	47280	No
188	GOM_NL__2PRFIN20110316_135114_000000403100_00283_47280_8270.N1	16-MAR-2011 13:51:14	Bright	39.500	174	52Psi UMa	3.0040	4400.0	79	47280	No
189	GOM_NL__2PRFIN20110316_135425_000000383100_00283_47280_8271.N1	16-MAR-2011 13:54:25	Bright	38.000	82	48Bet UMa	2.3650	10600.	76	47280	No
190	GOM_NL__2PRFIN20110316_135554_000000403100_00283_47280_8272.N1	16-MAR-2011 13:55:54	Bright	40.000	36	50Alp UMa	1.8000	6300.0	80	47280	No
191	GOM_NL__2PRFIN20110316_135724_000000443100_00283_47280_8273.N1	16-MAR-2011 13:57:24	Bright	44.000	32	77Eps UMa	1.7630	11000.	88	47280	No
192	GOM_NL__2PRFIN20110316_140256_000000423100_00283_47280_8274.N1	16-MAR-2011 14:02:56	Bright	42.000	60	7Bet UMi	2.0810	3950.0	84	47280	No
193	GOM_NL__2PRFIN20110316_140655_000000483100_00283_47280_8275.N1	16-MAR-2011 14:06:55	Bright	48.000	119	14Eta Dra	2.7270	4700.0	96	47280	No
194	GOM_NL__2PRFIN20110316_141611_000000463100_00283_47280_8276.N1	16-MAR-2011 14:16:11	Bright	45.500	19	50Alp Cyg	1.2460	10500.	91	47280	No
195	GOM_NL__2PRFIN20110316_141745_000000423100_00283_47280_8277.N1	16-MAR-2011 14:17:45	Bright	42.000	66	37Gam Cyg	2.2080	5900.0	84	47280	No
196	GOM_NL__2PRFIN20110316_141929_000000373100_00283_47280_8278.N1	16-MAR-2011 14:19:29	Bright	37.000	92	53Eps Cyg	2.5000	4500.0	74	47280	No
197	GOM_NL__2PRFIN20110316_142750_000000503100_00283_47280_8279.N1	16-MAR-2011 14:27:50	Tw_i_and_stray	49.500	11	53Alp Aql	0.76500	8000.0	99	47280	No
198	GOM_NL__2PRFIN20110316_143802_000000503100_00283_47280_8280.N1	16-MAR-2011 14:38:02	Dark	50.000	155	41Pi Sgr	2.9000	6600.0	100	47280	No
199	GOM_NL__2PRFIN20110316_144005_000000523100_00283_47280_8281.N1	16-MAR-2011 14:40:05	Dark	51.500	57	34Sig Sgr	2.0660	26000.	103	47280	No
200	GOM_NL__2PRFIN20110316_144130_000000523100_00283_47280_8282.N1	16-MAR-2011 14:41:30	Dark	51.500	137	22Lam Sgr	2.8240	4400.0	103	47280	No
201	GOM_NL__2PRFIN20110316_144333_000000483100_00283_47280_8283.N1	16-MAR-2011 14:43:33	Dark	48.000	38	20Eps Sgr	1.8360	11000.	96	47280	No
202	GOM_NL__2PRFIN20110316_144929_000000453100_00284_47281_8269.N1	16-MAR-2011 14:49:29	Dark	45.000	141	Bet Ara	2.8400	4600.0	90	47281	No
203	GOM_NL__2PRFIN20110316_145553_000000453100_00284_47281_8270.N1	16-MAR-2011 14:55:53	Dark	45.000	4	Alp1Cen	-0.010000	5800.0	90	47281	No
204	GOM_NL__2PRFIN20110316_145752_000000473100_00284_47281_8271.N1	16-MAR-2011 14:57:52	Dark	46.500	78	Alp Lup	2.3040	28000.	93	47281	No
205	GOM_NL__2PRFIN20110316_145919_000000513100_00284_47281_8272.N1	16-MAR-2011 14:59:19	Dark	51.000	81	Eta Cen	2.3560	28000.	102	47281	No
206	GOM_NL__2PRFIN20110316_150224_000000613100_00284_47281_8273.N1	16-MAR-2011 15:02:24	Straylight	60.500	54	5The Cen	2.0550	4500.0	121	47281	No
207	GOM_NL__2PRFIN20110316_150412_000000523100_00284_47281_8274.N1	16-MAR-2011 15:04:12	Straylight	51.500	123	lot Cen	2.7500	10200.	103	47281	No
208	GOM_NL__2PRFIN20110316_150955_000000553100_00284_47281_8275.N1	16-MAR-2011 15:09:55	Straylight	55.000	106	9Bet Crv	2.6480	5600.0	110	47281	No
209	GOM_NL__2PRFIN20110316_151213_000000523100_00284_47281_8276.N1	16-MAR-2011 15:12:13	Tw_i_and_stray	51.500	100	4Gam Crv	2.5800	13100.	103	47281	No
210	GOM_NL__2PRFIN20110316_152348_000000373100_00284_47281_8277.N1	16-MAR-2011 15:23:48	Bright	37.000	51	41Gam1Leo	2.0100	4500.0	74	47281	No
211	GOM_NL__2PRFIN20110316_153128_000000403100_00284_47281_8278.N1	16-MAR-2011 15:31:28	Bright	39.500	174	52Psi UMa	3.0040	4400.0	79	47281	No
212	GOM_NL__2PRFIN20110316_153439_000000383100_00284_47281_8279.N1	16-MAR-2011 15:34:39	Bright	38.000	82	48Bet UMa	2.3650	10600.	76	47281	No
213	GOM_NL__2PRFIN20110316_153608_000000383100_00284_47281_8280.N1	16-MAR-2011 15:36:08	Bright	38.000	36	50Alp UMa	1.8000	6300.0	76	47281	No
214	GOM_NL__2PRFIN20110316_153737_000000463100_00284_47281_8281.N1	16-MAR-2011 15:37:37	Bright	46.000	32	77Eps UMa	1.7630	11000.	92	47281	No
215	GOM_NL__2PRFIN20110316_154309_000000423100_00284_47281_8282.N1	16-MAR-2011 15:43:09	Bright	42.000	60	7Bet UMi	2.0810	3950.0	84	47281	No
216	GOM_NL__2PRFIN20110316_154708_000000473100_00284_47281_8283.N1	16-MAR-2011 15:47:08	Bright	47.000	119	14Eta Dra	2.7270	4700.0	94	47281	No
217	GOM_NL__2PRFIN20110316_155626_000000363100_00284_47281_8284.N1	16-MAR-2011 15:56:26	Bright	35.500	19	50Alp Cyg	1.2460	10500.	71	47281	No
218	GOM_NL__2PRFIN20110316_155759_000000403100_00284_47281_8285.N1	16-MAR-2011 15:57:59	Bright	40.000	66	37Gam Cyg	2.2080	5900.0	80	47281	No
219	GOM_NL__2PRFIN20110316_155943_000000493100_00284_47281_8286.N1	16-MAR-2011 15:59:43	Bright	48.500	92	53Eps Cyg	2.5000	4500.0	97	47281	No

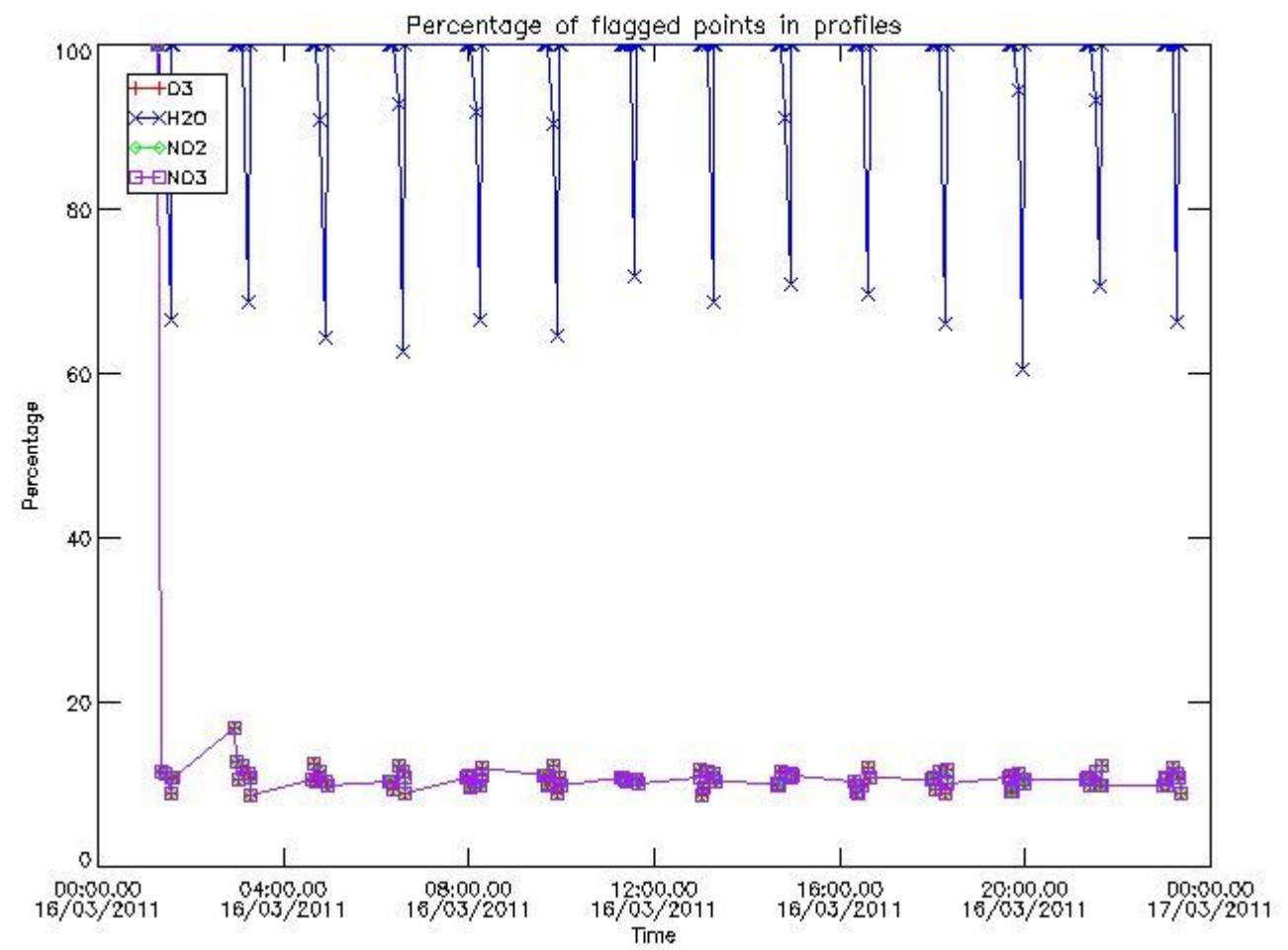
220	GOM_NL__2PRFIN20110316_160804_000000543100_00284_47281_8287.N1	16-MAR-2011 16:08:04	Twilight	54.000	11	53Alp Aql	0.76500	8000.0	108	47281	No
221	GOM_NL__2PRFIN20110316_161817_000000503100_00284_47281_8288.N1	16-MAR-2011 16:18:17	Dark	49.500	155	41Pi Sgr	2.9000	6600.0	99	47281	No
222	GOM_NL__2PRFIN20110316_162020_000000513100_00284_47281_8289.N1	16-MAR-2011 16:20:20	Dark	51.000	57	34Sig Sgr	2.0660	26000.	102	47281	No
223	GOM_NL__2PRFIN20110316_162145_000000553100_00284_47281_8290.N1	16-MAR-2011 16:21:45	Dark	55.000	137	22Lam Sgr	2.8240	4400.0	110	47281	No
224	GOM_NL__2PRFIN20110316_162348_000000573100_00284_47281_8291.N1	16-MAR-2011 16:23:48	Dark	57.000	38	20Eps Sgr	1.8360	11000.	114	47281	No
225	GOM_NL__2PRFIN20110316_162944_000000523100_00285_47282_8369.N1	16-MAR-2011 16:29:44	Dark	51.500	141	Bet Ara	2.8400	4600.0	103	47282	No
226	GOM_NL__2PRFIN20110316_163608_000000473100_00285_47282_8370.N1	16-MAR-2011 16:36:08	Dark	46.500	4	Alp1Cen	-0.010000	5800.0	93	47282	No
227	GOM_NL__2PRFIN20110316_163807_000000483100_00285_47282_8371.N1	16-MAR-2011 16:38:07	Dark	47.500	78	Alp Lup	2.3040	28000.	95	47282	No
228	GOM_NL__2PRFIN20110316_163934_000000523100_00285_47282_8372.N1	16-MAR-2011 16:39:34	Dark	52.000	81	Eta Cen	2.3560	28000.	104	47282	No
229	GOM_NL__2PRFIN20110316_164239_000000593100_00285_47282_8373.N1	16-MAR-2011 16:42:39	Straylight	59.000	54	5The Cen	2.0550	4500.0	118	47282	No
230	GOM_NL__2PRFIN20110316_164427_000000473100_00285_47282_8374.N1	16-MAR-2011 16:44:27	Straylight	47.000	123	lot Cen	2.7500	10200.	94	47282	No
231	GOM_NL__2PRFIN20110316_165010_000000533100_00285_47282_8375.N1	16-MAR-2011 16:50:10	Straylight	52.500	106	9Bet Crv	2.6480	5600.0	105	47282	No
232	GOM_NL__2PRFIN20110316_165227_000000493100_00285_47282_8376.N1	16-MAR-2011 16:52:27	Twilight	49.000	100	4Gam Crv	2.5800	13100.	98	47282	No
233	GOM_NL__2PRFIN20110316_170402_000000373100_00285_47282_8377.N1	16-MAR-2011 17:04:02	Bright	37.000	51	41Gam1Leo	2.0100	4500.0	74	47282	No
234	GOM_NL__2PRFIN20110316_171141_000000393100_00285_47282_8378.N1	16-MAR-2011 17:11:41	Bright	38.500	174	52Psi UMa	3.0040	4400.0	77	47282	No
235	GOM_NL__2PRFIN20110316_171452_000000393100_00285_47282_8379.N1	16-MAR-2011 17:14:52	Bright	39.000	82	48Bet UMa	2.3650	10600.	78	47282	No
236	GOM_NL__2PRFIN20110316_171622_000000403100_00285_47282_8380.N1	16-MAR-2011 17:16:22	Bright	40.000	36	50Alp UMa	1.8000	6300.0	80	47282	No
237	GOM_NL__2PRFIN20110316_171750_000000453100_00285_47282_8381.N1	16-MAR-2011 17:17:50	Bright	44.500	32	77Eps UMa	1.7630	11000.	89	47282	No
238	GOM_NL__2PRFIN20110316_172323_000000433100_00285_47282_8382.N1	16-MAR-2011 17:23:23	Bright	42.500	60	7Bet UMi	2.0810	3950.0	85	47282	No
239	GOM_NL__2PRFIN20110316_172722_000000493100_00285_47282_8383.N1	16-MAR-2011 17:27:22	Bright	48.500	119	14Eta Dra	2.7270	4700.0	97	47282	No
240	GOM_NL__2PRFIN20110316_173639_000000543100_00285_47282_8384.N1	16-MAR-2011 17:36:39	Bright	54.000	19	50Alp Cyg	1.2460	10500.	108	47282	No
241	GOM_NL__2PRFIN20110316_173813_000000403100_00285_47282_8385.N1	16-MAR-2011 17:38:13	Bright	40.000	66	37Gam Cyg	2.2080	5900.0	80	47282	No
242	GOM_NL__2PRFIN20110316_173957_000000383100_00285_47282_8386.N1	16-MAR-2011 17:39:57	Bright	38.000	92	53Eps Cyg	2.5000	4500.0	76	47282	No
243	GOM_NL__2PRFIN20110316_174819_000000533100_00285_47282_8387.N1	16-MAR-2011 17:48:19	Twilight	52.500	11	53Alp Aql	0.76500	8000.0	105	47282	No
244	GOM_NL__2PRFIN20110316_175832_000000493100_00285_47282_8388.N1	16-MAR-2011 17:58:32	Dark	48.500	155	41Pi Sgr	2.9000	6600.0	97	47282	No
245	GOM_NL__2PRFIN20110316_180035_000000473100_00285_47282_8389.N1	16-MAR-2011 18:00:35	Dark	47.000	57	34Sig Sgr	2.0660	26000.	94	47282	No
246	GOM_NL__2PRFIN20110316_180200_000000583100_00285_47282_8390.N1	16-MAR-2011 18:02:00	Dark	57.500	137	22Lam Sgr	2.8240	4400.0	115	47282	No
247	GOM_NL__2PRFIN20110316_180403_000000553100_00285_47282_8391.N1	16-MAR-2011 18:04:03	Dark	54.500	38	20Eps Sgr	1.8360	11000.	109	47282	No
248	GOM_NL__2PRFIN20110316_180959_000000453100_00286_47283_8390.N1	16-MAR-2011 18:09:59	Dark	44.500	141	Bet Ara	2.8400	4600.0	89	47283	No
249	GOM_NL__2PRFIN20110316_181622_000000573100_00286_47283_8391.N1	16-MAR-2011 18:16:22	Dark	56.500	4	Alp1Cen	-0.010000	5800.0	113	47283	No
250	GOM_NL__2PRFIN20110316_181821_000000473100_00286_47283_8392.N1	16-MAR-2011 18:18:21	Dark	47.000	78	Alp Lup	2.3040	28000.	94	47283	No
251	GOM_NL__2PRFIN20110316_181949_000000513100_00286_47283_8393.N1	16-MAR-2011 18:19:49	Dark	50.500	81	Eta Cen	2.3560	28000.	101	47283	No
252	GOM_NL__2PRFIN20110316_182254_000000603100_00286_47283_8394.N1	16-MAR-2011 18:22:54	Straylight	60.000	54	5The Cen	2.0550	4500.0	120	47283	No
253	GOM_NL__2PRFIN20110316_182441_000000523100_00286_47283_8395.N1	16-MAR-2011 18:24:41	Straylight	51.500	123	lot Cen	2.7500	10200.	103	47283	No
254	GOM_NL__2PRFIN20110316_183024_000000543100_00286_47283_8396.N1	16-MAR-2011 18:30:24	Straylight	54.000	106	9Bet Crv	2.6480	5600.0	108	47283	No
255	GOM_NL__2PRFIN20110316_183242_000000513100_00286_47283_8397.N1	16-MAR-2011 18:32:42	Twilight	50.500	100	4Gam Crv	2.5800	13100.	101	47283	No
256	GOM_NL__2PRFIN20110316_184415_000000383100_00286_47283_8398.N1	16-MAR-2011 18:44:15	Bright	37.500	51	41Gam1Leo	2.0100	4500.0	75	47283	No
257	GOM_NL__2PRFIN20110316_185155_000000413100_00286_47283_8399.N1	16-MAR-2011 18:51:55	Bright	40.500	174	52Psi UMa	3.0040	4400.0	81	47283	No
258	GOM_NL__2PRFIN20110316_185506_000000383100_00286_47283_8400.N1	16-MAR-2011 18:55:06	Bright	37.500	82	48Bet UMa	2.3650	10600.	75	47283	No
259	GOM_NL__2PRFIN20110316_185636_000000413100_00286_47283_8401.N1	16-MAR-2011 18:56:36	Bright	41.000	36	50Alp UMa	1.8000	6300.0	82	47283	No
260	GOM_NL__2PRFIN20110316_185803_000000473100_00286_47283_8402.N1	16-MAR-2011 18:58:03	Bright	46.500	32	77Eps UMa	1.7630	11000.	93	47283	No
261	GOM_NL__2PRFIN20110316_190336_000000433100_00286_47283_8403.N1	16-MAR-2011 19:03:36	Bright	42.500	60	7Bet UMi	2.0810	3950.0	85	47283	No
262	GOM_NL__2PRFIN20110316_190735_000000493100_00286_47283_8404.N1	16-MAR-2011 19:07:35	Bright	48.500	119	14Eta Dra	2.7270	4700.0	97	47283	No
263	GOM_NL__2PRFIN20110316_191653_000000363100_00286_47283_8405.N1	16-MAR-2011 19:16:53	Bright	35.500	19	50Alp Cyg	1.2460	10500.	71	47283	No
264	GOM_NL__2PRFIN20110316_191827_000000393100_00286_47283_8406.N1	16-MAR-2011 19:18:27	Bright	38.500	66	37Gam Cyg	2.2080	5900.0	77	47283	No
265	GOM_NL__2PRFIN20110316_192011_000000383100_00286_47283_8407.N1	16-MAR-2011 19:20:11	Bright	38.000	92	53Eps Cyg	2.5000	4500.0	76	47283	No
266	GOM_NL__2PRFIN20110316_192833_000000523100_00286_47283_8408.N1	16-MAR-2011 19:28:33	Twilight	51.500	11	53Alp Aql	0.76500	8000.0	103	47283	No
267	GOM_NL__2PRFIN20110316_193847_000000483100_00286_47283_8409.N1	16-MAR-2011 19:38:47	Dark	47.500	155	41Pi Sgr	2.9000	6600.0	95	47283	No
268	GOM_NL__2PRFIN20110316_194050_000000463100_00286_47283_8410.N1	16-MAR-2011 19:40:50	Dark	45.500	57	34Sig Sgr	2.0660	26000.	91	47283	No
269	GOM_NL__2PRFIN20110316_194215_000000563100_00286_47283_8411.N1	16-MAR-2011 19:42:15	Dark	56.000	137	22Lam Sgr	2.8240	4400.0	112	47283	No
270	GOM_NL__2PRFIN20110316_194418_000000563100_00286_47283_8412.N1	16-MAR-2011 19:44:18	Dark	55.500	38	20Eps Sgr	1.8360	11000.	111	47283	No
271	GOM_NL__2PRFIN20110316_195014_000000453100_00287_47284_8415.N1	16-MAR-2011 19:50:14	Dark	45.000	141	Bet Ara	2.8400	4600.0	90	47284	No
272	GOM_NL__2PRFIN20110316_195637_000000493100_00287_47284_8416.N1	16-MAR-2011 19:56:37	Dark	48.500	4	Alp1Cen	-0.010000	5800.0	97	47284	No
273	GOM_NL__2PRFIN20110316_195836_000000503100_00287_47284_8417.N1	16-MAR-2011 19:58:36	Dark	50.000	78	Alp Lup	2.3040	28000.	100	47284	No
274	GOM_NL__2PRFIN20110316_200003_000000533100_00287_47284_8418.N1	16-MAR-2011 20:00:03	Dark	52.500	81	Eta Cen	2.3560	28000.	105	47284	No
275	GOM_NL__2PRFIN20110316_200309_000000613100_00287_47284_8419.N1	16-MAR-2011 20:03:09	Straylight	60.500	54	5The Cen	2.0550	4500.0	121	47284	No
276	GOM_NL__2PRFIN20110316_200456_000000523100_00287_47284_8420.N1	16-MAR-2011 20:04:56	Straylight	51.500	123	lot Cen	2.7500	10200.	103	47284	No
277	GOM_NL__2PRFIN20110316_201038_000000563100_00287_47284_8421.N1	16-MAR-2011 20:10:38	Straylight	55.500	106	9Bet Crv	2.6480	5600.0	111	47284	No
278	GOM_NL__2PRFIN20110316_201256_000000513100_00287_47284_8422.N1	16-MAR-2011 20:12:56	Twilight	51.000	100	4Gam Crv	2.5800	13100.	102	47284	No

279	GOM_NL__2PRFIN20110316_202429_000000383100_00287_47284_8423.N1	16-MAR-2011 20:24:29	Bright	38.000	51	41Gam1Leo	2.0100	4500.0	76	47284	No
280	GOM_NL__2PRFIN20110316_203209_000000413100_00287_47284_8424.N1	16-MAR-2011 20:32:09	Bright	40.500	174	52Psi UMa	3.0040	4400.0	81	47284	No
281	GOM_NL__2PRFIN20110316_203520_000000383100_00287_47284_8425.N1	16-MAR-2011 20:35:20	Bright	37.500	82	48Bet UMa	2.3650	10600.	75	47284	No
282	GOM_NL__2PRFIN20110316_203649_000000403100_00287_47284_8426.N1	16-MAR-2011 20:36:49	Bright	39.500	36	50Alp UMa	1.8000	6300.0	79	47284	No
283	GOM_NL__2PRFIN20110316_203817_000000473100_00287_47284_8427.N1	16-MAR-2011 20:38:17	Bright	47.000	32	77Eps UMa	1.7630	11000.	94	47284	No
284	GOM_NL__2PRFIN20110316_204350_000000433100_00287_47284_8428.N1	16-MAR-2011 20:43:50	Bright	42.500	60	7Bet UMi	2.0810	3950.0	85	47284	No
285	GOM_NL__2PRFIN20110316_204749_000000513100_00287_47284_8429.N1	16-MAR-2011 20:47:49	Bright	50.500	119	14Eta Dra	2.7270	4700.0	101	47284	No
286	GOM_NL__2PRFIN20110316_205708_000000373100_00287_47284_8430.N1	16-MAR-2011 20:57:08	Bright	37.000	19	50Alp Cyg	1.2460	10500.	74	47284	No
287	GOM_NL__2PRFIN20110316_205841_000000403100_00287_47284_8431.N1	16-MAR-2011 20:58:41	Bright	39.500	66	37Gam Cyg	2.2080	5900.0	79	47284	No
288	GOM_NL__2PRFIN20110316_210025_000000363100_00287_47284_8432.N1	16-MAR-2011 21:00:25	Bright	36.000	92	53Eps Cyg	2.5000	4500.0	72	47284	No
289	GOM_NL__2PRFIN20110316_210848_000000503100_00287_47284_8433.N1	16-MAR-2011 21:08:48	Twilight	49.500	11	53Alp Aql	0.76500	8000.0	99	47284	No
290	GOM_NL__2PRFIN20110316_211902_000000483100_00287_47284_8434.N1	16-MAR-2011 21:19:02	Dark	48.000	155	41Pi Sgr	2.9000	6600.0	96	47284	No
291	GOM_NL__2PRFIN20110316_212105_000000473100_00287_47284_8435.N1	16-MAR-2011 21:21:05	Dark	47.000	57	34Sig Sgr	2.0660	26000.	94	47284	No
292	GOM_NL__2PRFIN20110316_212230_000000573100_00287_47284_8436.N1	16-MAR-2011 21:22:30	Dark	56.500	137	22Lam Sgr	2.8240	4400.0	113	47284	No
293	GOM_NL__2PRFIN20110316_212433_000000493100_00287_47284_8437.N1	16-MAR-2011 21:24:33	Dark	48.500	38	20Eps Sgr	1.8360	11000.	97	47284	No
294	GOM_NL__2PRFIN20110316_213028_000000453100_00288_47285_8513.N1	16-MAR-2011 21:30:28	Dark	44.500	141	Bet Ara	2.8400	4600.0	89	47285	No
295	GOM_NL__2PRFIN20110316_213651_000000573100_00288_47285_8514.N1	16-MAR-2011 21:36:51	Dark	56.500	4	Alp1Cen	-0.010000	5800.0	113	47285	No
296	GOM_NL__2PRFIN20110316_213851_000000463100_00288_47285_8515.N1	16-MAR-2011 21:38:51	Dark	46.000	78	Alp Lup	2.3040	28000.	92	47285	No
297	GOM_NL__2PRFIN20110316_214018_000000523100_00288_47285_8516.N1	16-MAR-2011 21:40:18	Dark	51.500	81	Eta Cen	2.3560	28000.	103	47285	No
298	GOM_NL__2PRFIN20110316_214324_000000683100_00288_47285_8517.N1	16-MAR-2011 21:43:24	Straylight	67.500	54	5The Cen	2.0550	4500.0	135	47285	No
299	GOM_NL__2PRFIN20110316_214511_000000523100_00288_47285_8518.N1	16-MAR-2011 21:45:11	Straylight	51.500	123	lot Cen	2.7500	10200.	103	47285	No
300	GOM_NL__2PRFIN20110316_215053_000000523100_00288_47285_8519.N1	16-MAR-2011 21:50:53	Straylight	52.000	106	9Bet Crv	2.6480	5600.0	104	47285	No
301	GOM_NL__2PRFIN20110316_215310_000000513100_00288_47285_8520.N1	16-MAR-2011 21:53:10	Twilight	51.000	100	4Gam Crv	2.5800	13100.	102	47285	No
302	GOM_NL__2PRFIN20110316_220445_000000363100_00288_47285_8521.N1	16-MAR-2011 22:04:45	Bright	35.500	51	41Gam1Leo	2.0100	4500.0	71	47285	No
303	GOM_NL__2PRFIN20110316_221222_000000383100_00288_47285_8522.N1	16-MAR-2011 22:12:22	Bright	37.500	174	52Psi UMa	3.0040	4400.0	75	47285	No
304	GOM_NL__2PRFIN20110316_221534_000000393100_00288_47285_8523.N1	16-MAR-2011 22:15:34	Bright	39.000	82	48Bet UMa	2.3650	10600.	78	47285	No
305	GOM_NL__2PRFIN20110316_221703_000000403100_00288_47285_8524.N1	16-MAR-2011 22:17:03	Bright	39.500	36	50Alp UMa	1.8000	6300.0	79	47285	No
306	GOM_NL__2PRFIN20110316_221830_000000463100_00288_47285_8525.N1	16-MAR-2011 22:18:30	Bright	45.500	32	77Eps UMa	1.7630	11000.	91	47285	No
307	GOM_NL__2PRFIN20110316_222404_000000433100_00288_47285_8526.N1	16-MAR-2011 22:24:04	Bright	42.500	60	7Bet UMi	2.0810	3950.0	85	47285	No
308	GOM_NL__2PRFIN20110316_222802_000000503100_00288_47285_8527.N1	16-MAR-2011 22:28:02	Bright	49.500	119	14Eta Dra	2.7270	4700.0	99	47285	No
309	GOM_NL__2PRFIN20110316_223721_000000393100_00288_47285_8528.N1	16-MAR-2011 22:37:21	Bright	39.000	19	50Alp Cyg	1.2460	10500.	78	47285	No
310	GOM_NL__2PRFIN20110316_223855_000000393100_00288_47285_8529.N1	16-MAR-2011 22:38:55	Bright	39.000	66	37Gam Cyg	2.2080	5900.0	78	47285	No
311	GOM_NL__2PRFIN20110316_224039_000000373100_00288_47285_8530.N1	16-MAR-2011 22:40:39	Bright	37.000	92	53Eps Cyg	2.5000	4500.0	74	47285	No
312	GOM_NL__2PRFIN20110316_224902_000000543100_00288_47285_8531.N1	16-MAR-2011 22:49:02	Twilight	53.500	11	53Alp Aql	0.76500	8000.0	107	47285	No
313	GOM_NL__2PRFIN20110316_225917_000000523100_00288_47285_8532.N1	16-MAR-2011 22:59:17	Dark	51.500	155	41Pi Sgr	2.9000	6600.0	103	47285	No
314	GOM_NL__2PRFIN20110316_230119_000000483100_00288_47285_8533.N1	16-MAR-2011 23:01:19	Dark	47.500	57	34Sig Sgr	2.0660	26000.	95	47285	No
315	GOM_NL__2PRFIN20110316_230245_000000513100_00288_47285_8534.N1	16-MAR-2011 23:02:45	Dark	51.000	137	22Lam Sgr	2.8240	4400.0	102	47285	No
316	GOM_NL__2PRFIN20110316_230448_000000583100_00288_47285_8535.N1	16-MAR-2011 23:04:48	Dark	58.000	38	20Eps Sgr	1.8360	11000.	116	47285	No
317	GOM_NL__2PRFIN20110316_231043_000000433100_00289_47286_8517.N1	16-MAR-2011 23:10:43	Dark	42.500	141	Bet Ara	2.8400	4600.0	85	47286	No
318	GOM_NL__2PRFIN20110316_231706_000000453100_00289_47286_8518.N1	16-MAR-2011 23:17:06	Dark	45.000	4	Alp1Cen	-0.010000	5800.0	90	47286	No
319	GOM_NL__2PRFIN20110316_231906_000000473100_00289_47286_8519.N1	16-MAR-2011 23:19:06	Dark	46.500	78	Alp Lup	2.3040	28000.	93	47286	No
320	GOM_NL__2PRFIN20110316_232033_000000573100_00289_47286_8520.N1	16-MAR-2011 23:20:33	Dark	57.000	81	Eta Cen	2.3560	28000.	114	47286	No
321	GOM_NL__2PRFIN20110316_232338_000000613100_00289_47286_8521.N1	16-MAR-2011 23:23:38	Straylight	61.000	54	5The Cen	2.0550	4500.0	122	47286	No
322	GOM_NL__2PRFIN20110316_232525_000000493100_00289_47286_8522.N1	16-MAR-2011 23:25:25	Straylight	48.500	123	lot Cen	2.7500	10200.	97	47286	No
323	GOM_NL__2PRFIN20110316_233107_000000533100_00289_47286_8523.N1	16-MAR-2011 23:31:07	Straylight	53.000	106	9Bet Crv	2.6480	5600.0	106	47286	No
324	GOM_NL__2PRFIN20110316_233324_000000493100_00289_47286_8524.N1	16-MAR-2011 23:33:24	Twilight	49.000	100	4Gam Crv	2.5800	13100.	98	47286	No
325	GOM_NL__2PRFIN20110316_234423_000000463100_00289_47286_8525.N1	16-MAR-2011 23:44:23	Bright	46.000	62	94Bet Leo	2.1360	9700.0	92	47286	No
326	GOM_NL__2PRFIN20110316_235236_000000403100_00289_47286_8526.N1	16-MAR-2011 23:52:36	Bright	40.000	174	52Psi UMa	3.0040	4400.0	80	47286	No
327	GOM_NL__2PRFIN20110316_235547_000000563100_00289_47286_8527.N1	16-MAR-2011 23:55:47	Bright	55.500	82	48Bet UMa	2.3650	10600.	111	47286	No
328	GOM_NL__2PRFIN20110316_235717_000000403100_00289_47286_8528.N1	16-MAR-2011 23:57:17	Bright	39.500	36	50Alp UMa	1.8000	6300.0	79	47286	No
329	GOM_NL__2PRFIN20110316_235843_000000463100_00289_47286_8529.N1	16-MAR-2011 23:58:43	Bright	45.500	32	77Eps UMa	1.7630	11000.	91	47286	No

3. Quality information per product

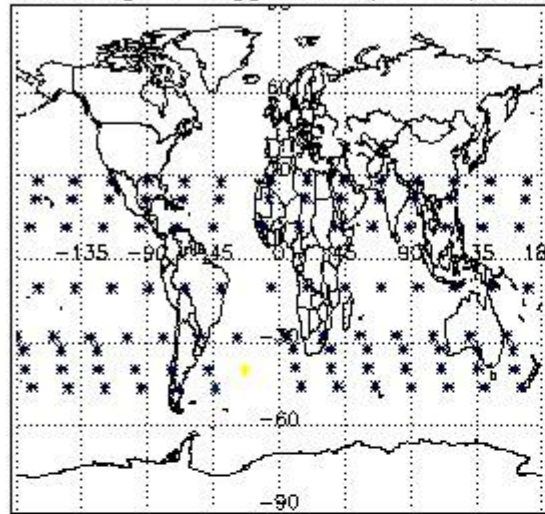
In this section it is plotted some information contained in the Quality Summary data set of the level 2 products. Only products in dark limb conditions and without errors (error flag in the MPH set to "0") are used.

3.1 Plot quality information per product (time dependant)

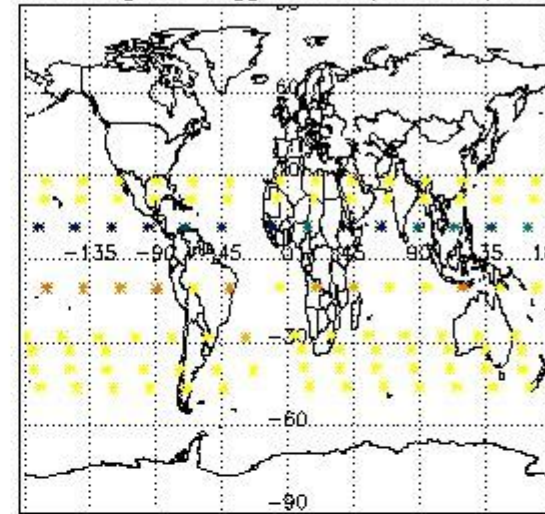


3.2 Plot quality information per product (world map)

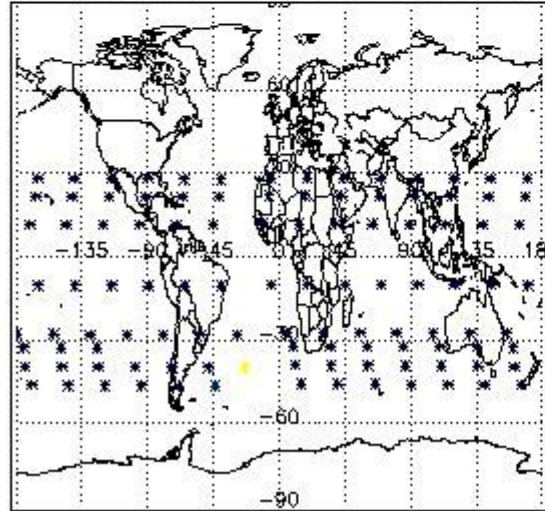
Percentage of flagged data per O3 profile



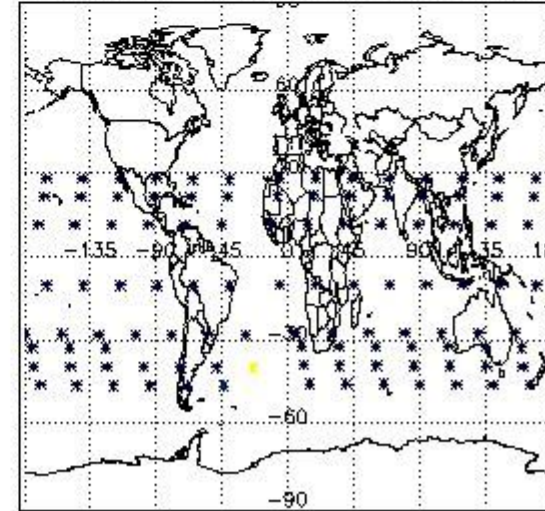
Percentage of flagged data per H2O profile



Percentage of flagged data per NO2 profile



Percentage of flagged data per NO3 profile

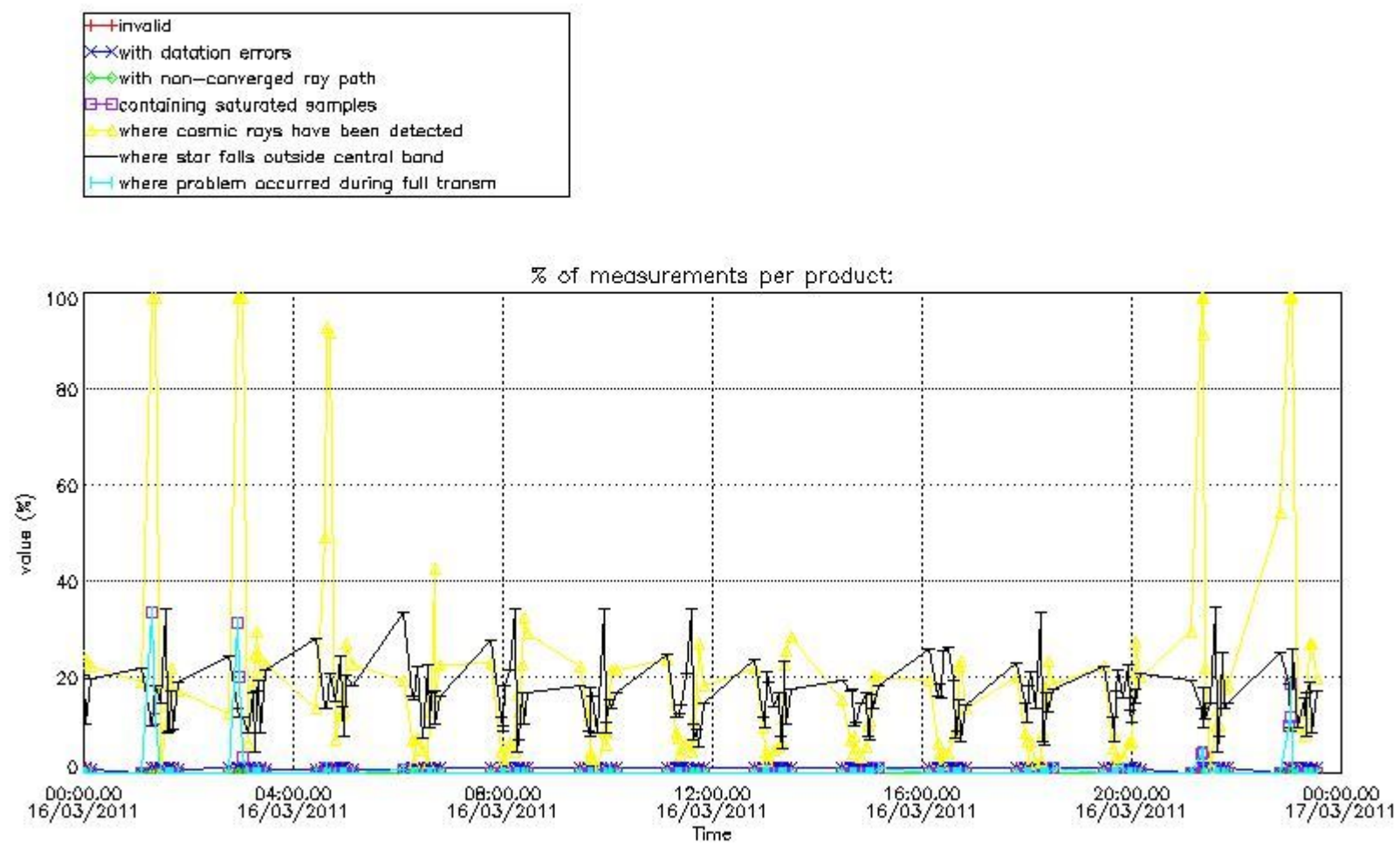


4. Level 1 quality information per product

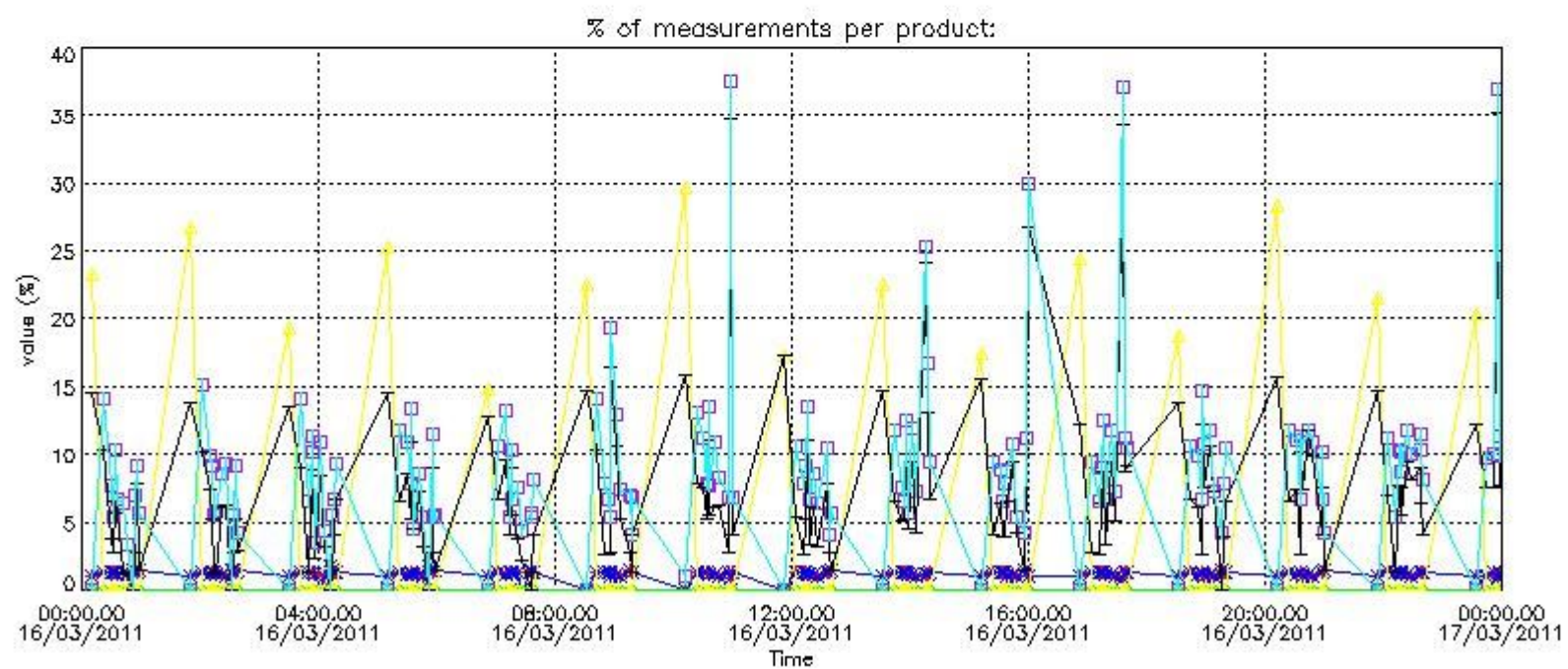
In this section it is plotted some information contained in the Quality Summary data set of the level 2 products that comes from the level 1b processing. Products without errors (error flag in the MPH set to "0") are used.

4.1 Plot quality information per product (time dependant) coming from level 1b processing

4.1.1 Plot level 1 quality information per product (time dependant): ENVISAT ASCENDING passes



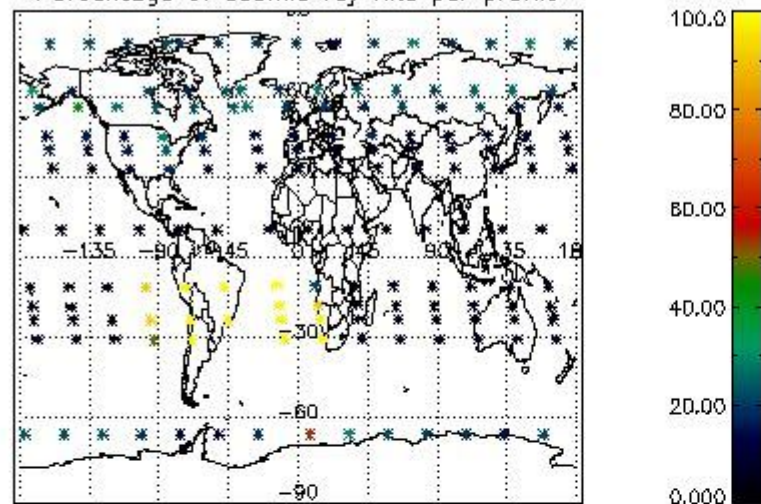
4.1.2 Plot level 1 quality information per product (time dependant): ENVI SAT DESCENDING passes



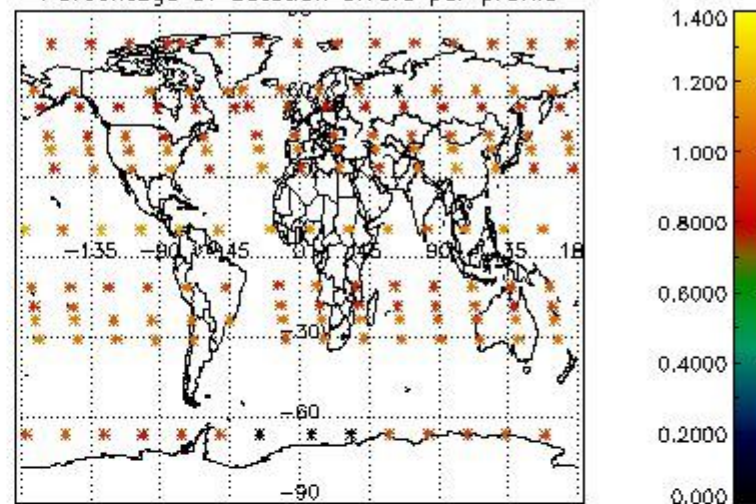
4.2 Plot quality information per product coming from level 1b processing (world map)

4.2.1 Plot level 1 quality information per product (world map): ENVISAT ASCENDING passes

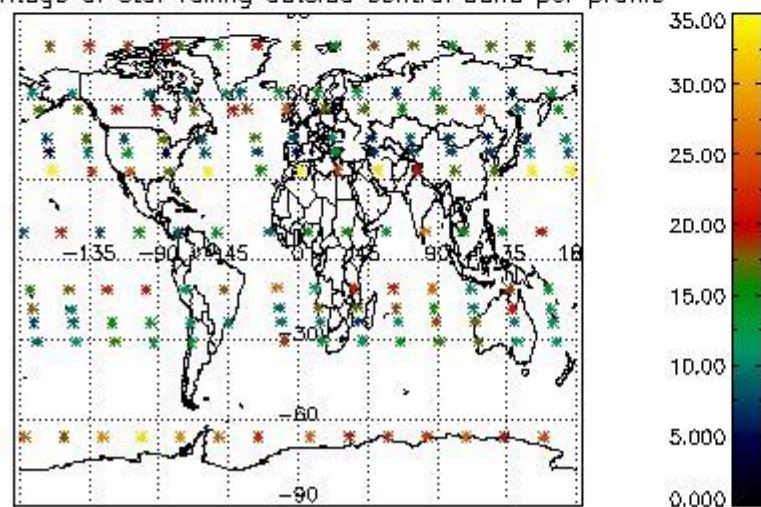
Percentage of cosmic ray hits per profile



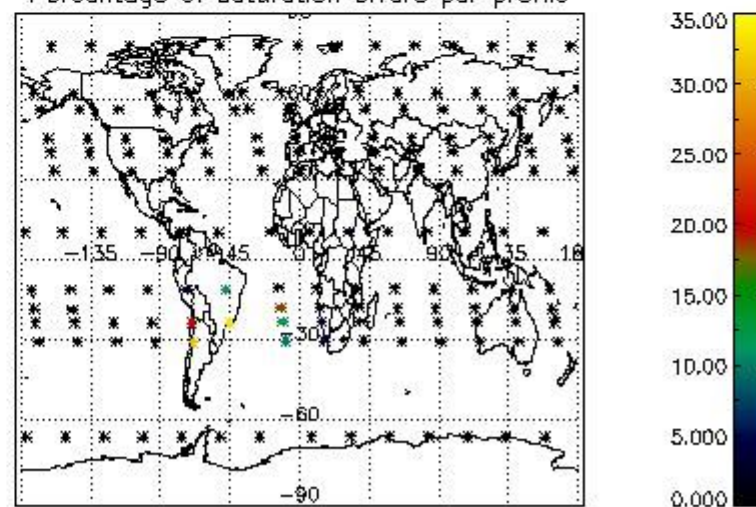
Percentage of datation errors per profile



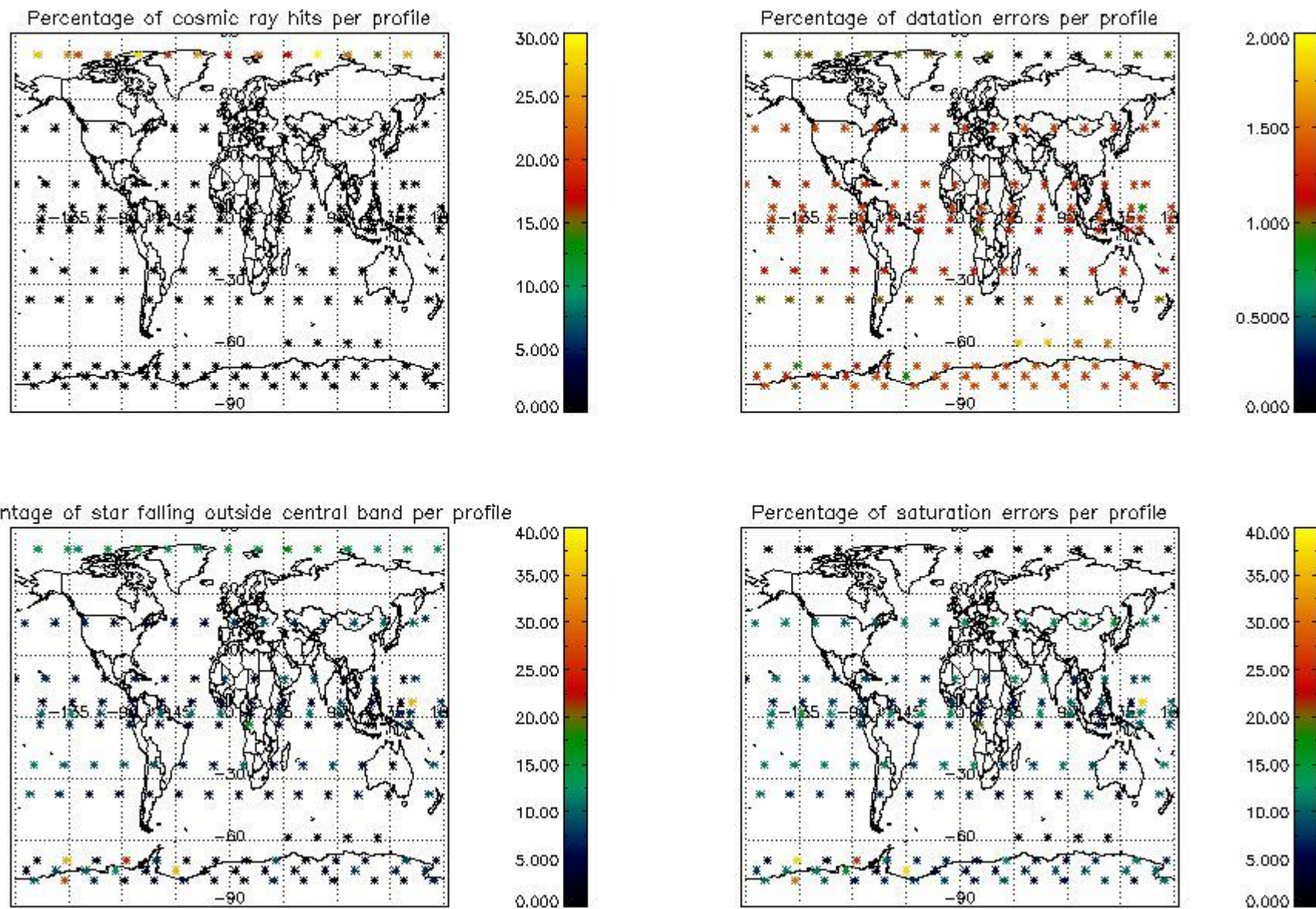
Percentage of star falling outside central band per profile



Percentage of saturation errors per profile



4.2.2 Plot level 1 quality information per product (world map): ENVISAT DESCENDING passes



5. Trace gas profiles

5.1 Ozone statistics based on quality of products

The final quality of the products can be "measured" using the STD (Standard Deviation) attached to every point profile. This information is written to the parameter GOM_NL__2P/NL_LOCAL_SPECIES_DENSITY/o3_std of the level 2 products. The table below shows the statistics for given STD ranges.

The statistics are given with respect to the overall valid production:

- Products without fatal errors: GOM_NL__2P/MPH/PRODUCT_ERR=0
- Valid point profile: GOM_NL__2P/NL_LOCAL_SPECIES_DENSITY/pcd(0)=0

The 'Criteria' is applied to valid points of dark limb products:

- Products in dark limb illumination condition: GOM_NL__2P/NL_SUMMARY_QUALITY/obs_ill_cond=0
- Products without fatal errors: GOM_NL__2P/MPH/PRODUCT_ERR=0
- Valid point profile: GOM_NL__2P/NL_LOCAL_SPECIES_DENSITY/pcd(0)=0

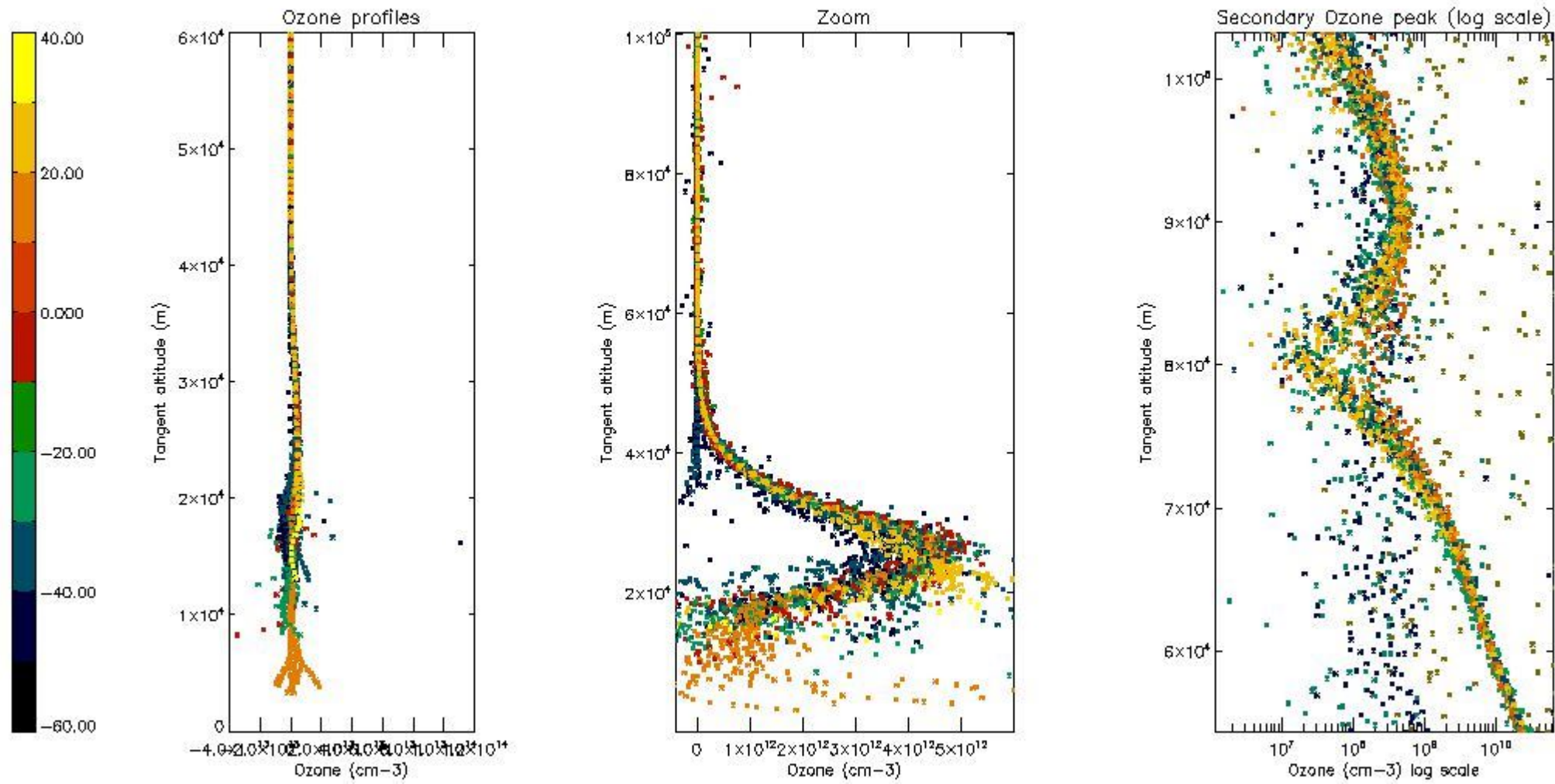
So, the table below shows the percentage of dark limb and valid observations for each criteria with respect to the overall valid daily observations.

Criteria	% of total production
All STD	35
STD < 20	16

STD < 10	12
STD < 5	9

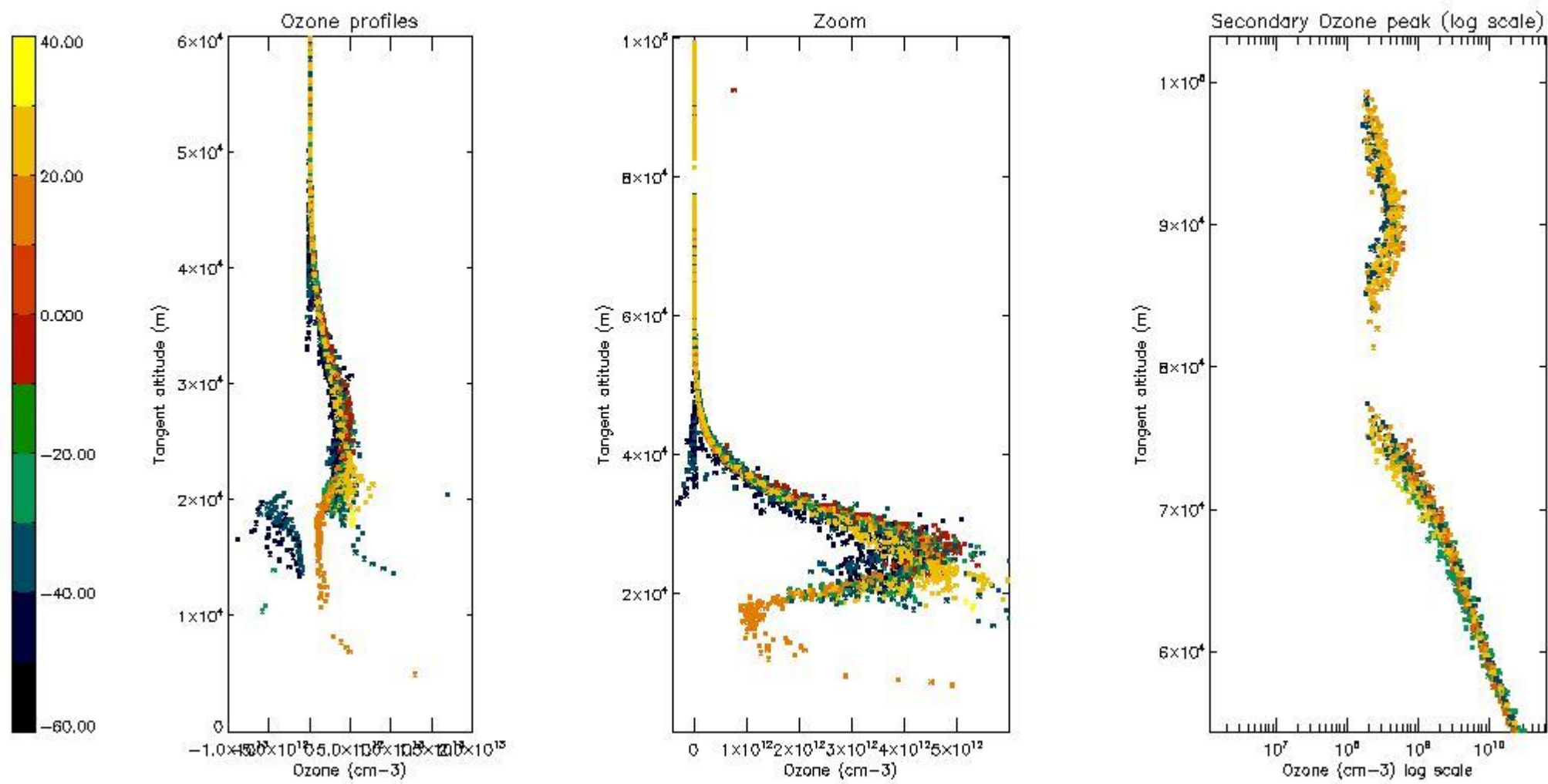
5.2 Plot ozone profiles for all STD (dark without errors)

The colorbar represents the latitude.



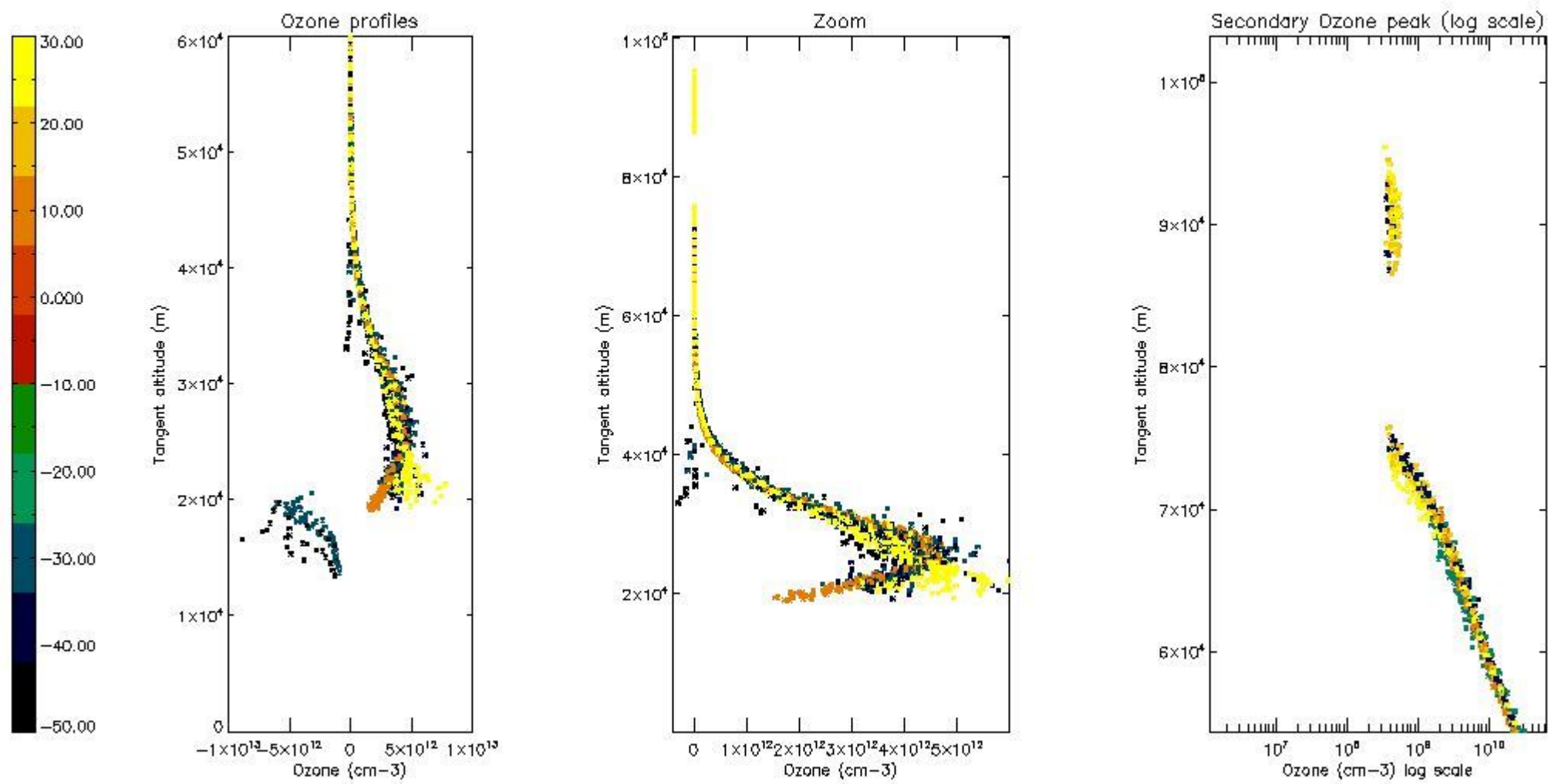
5.3 Plot ozone profiles where STD < 20% (dark without errors)

The colorbar represents the latitude.



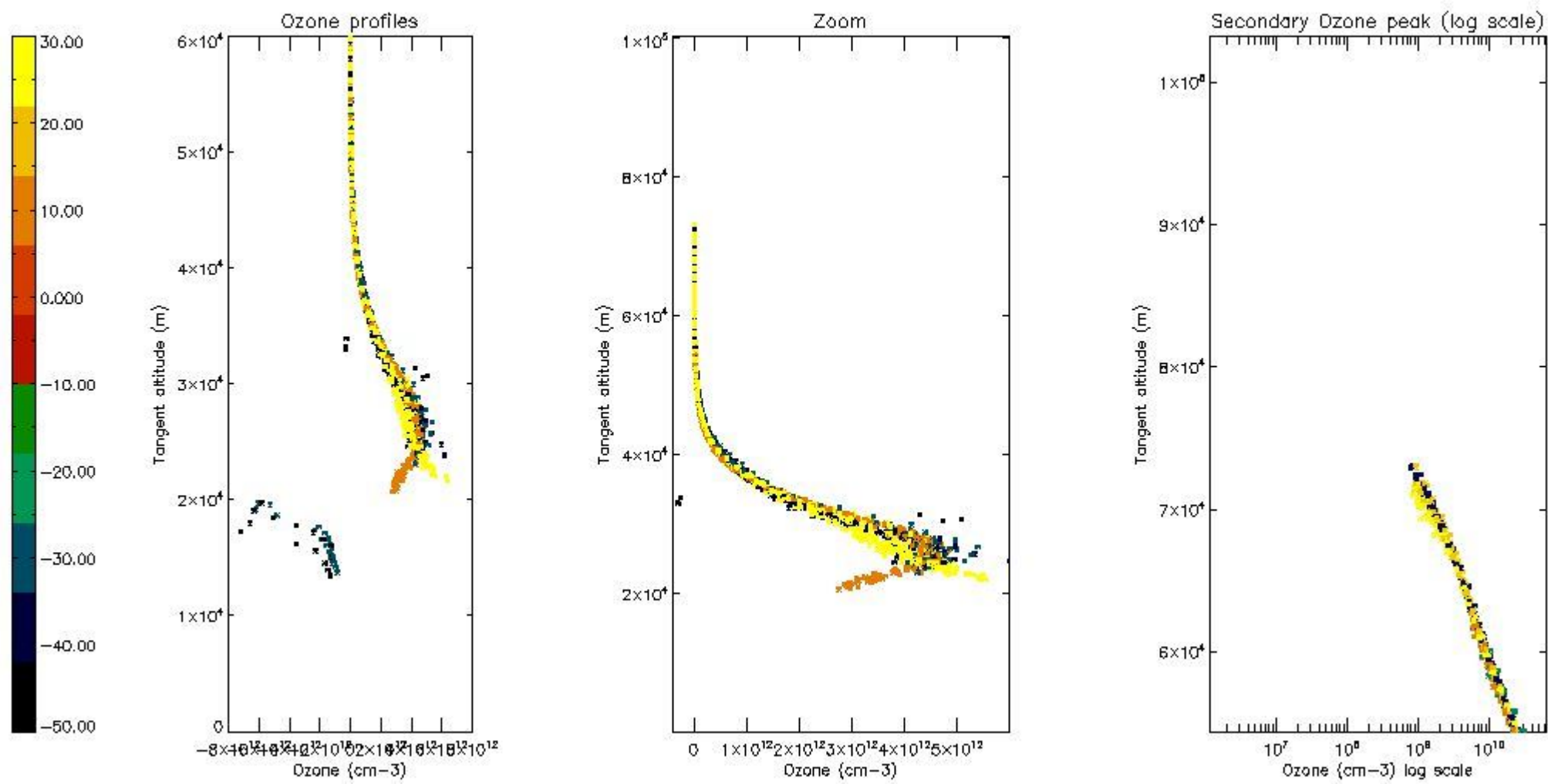
5.4 Plot ozone profiles where STD < 10% (dark without errors)

The colorbar represents the latitude.



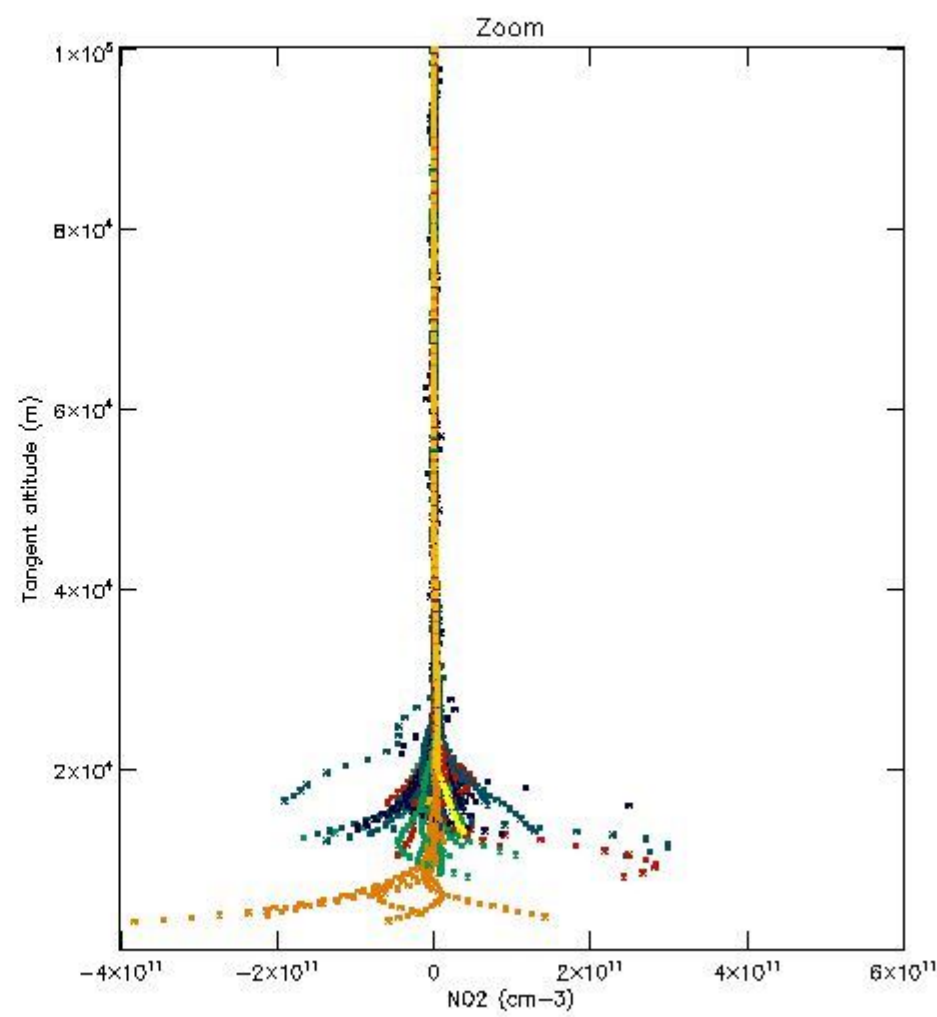
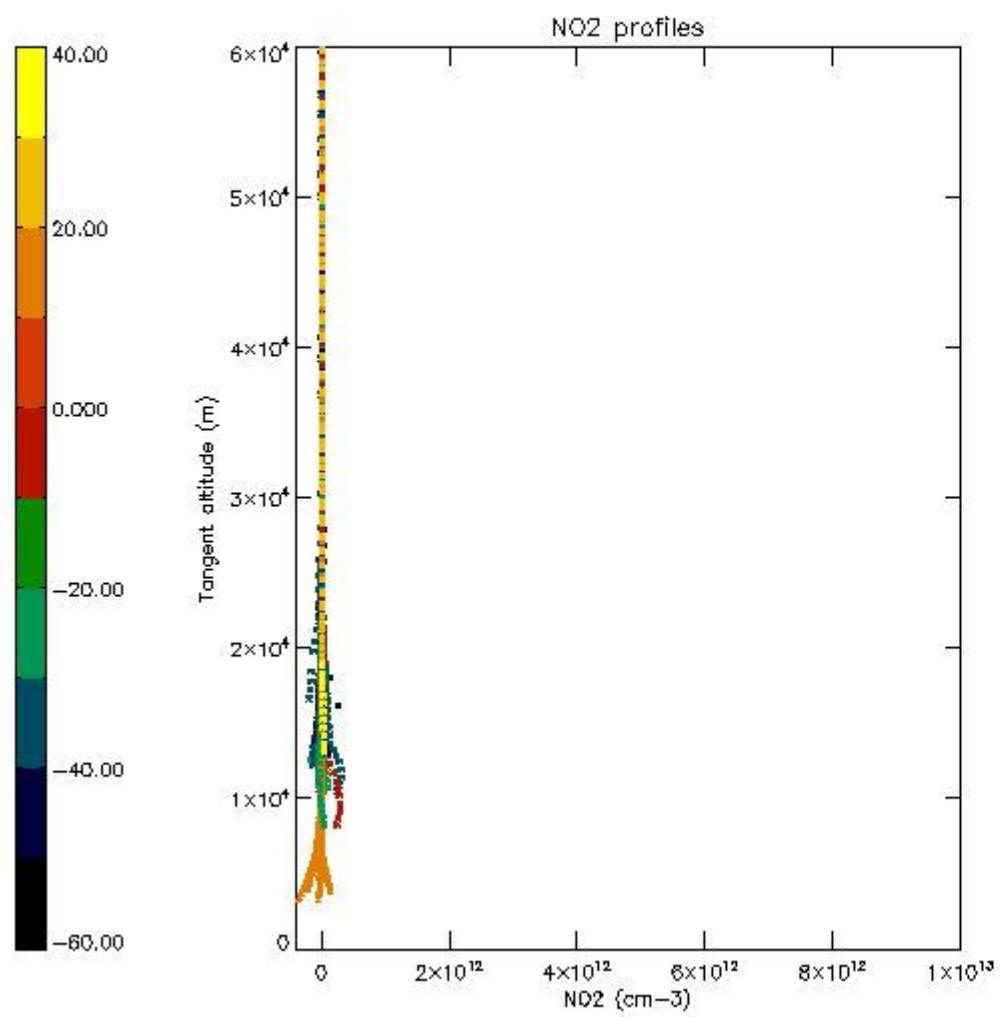
5.5 Plot ozone profiles where $STD < 5\%$ (dark without errors)

The colorbar represents the latitude.



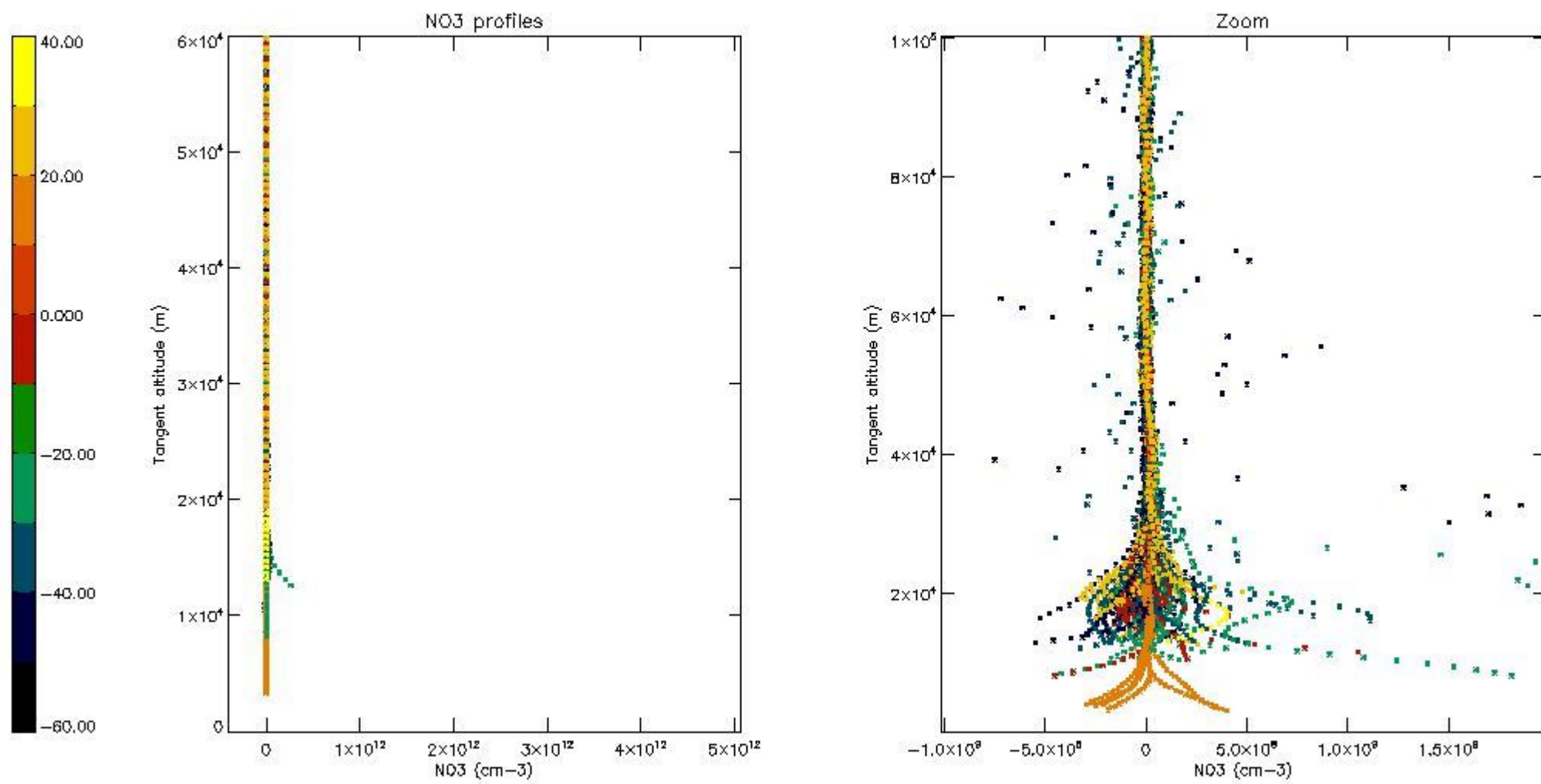
5.6 Plot NO₂ profiles for all STD (dark without errors)

The colorbar represents the latitude.



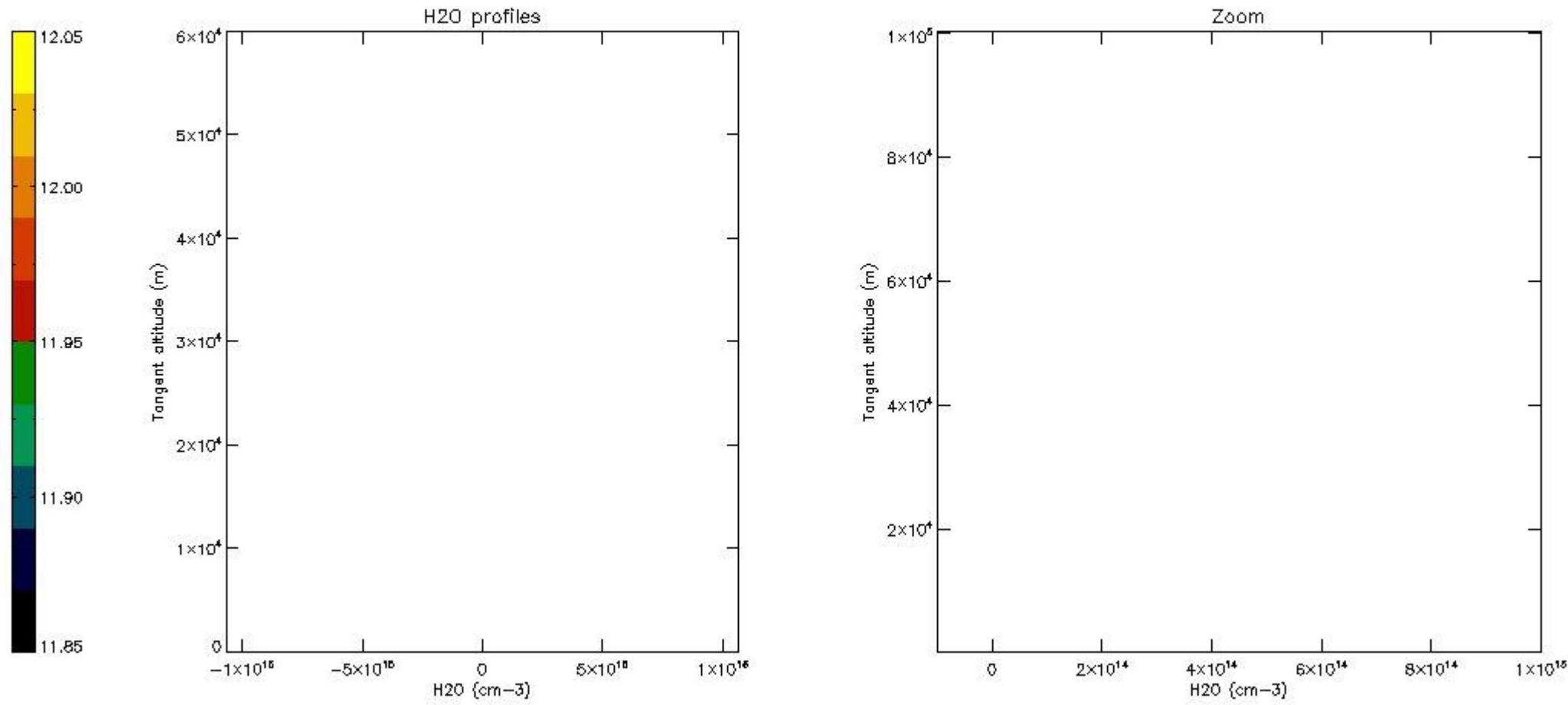
5.7 Plot NO3 profiles for all STD (dark without errors)

The colorbar represents the latitude.



5.8 Plot H2O profiles for all STD (only for occultations of stars 1,2,3,4,13,14,16,26,63 dark without errors)

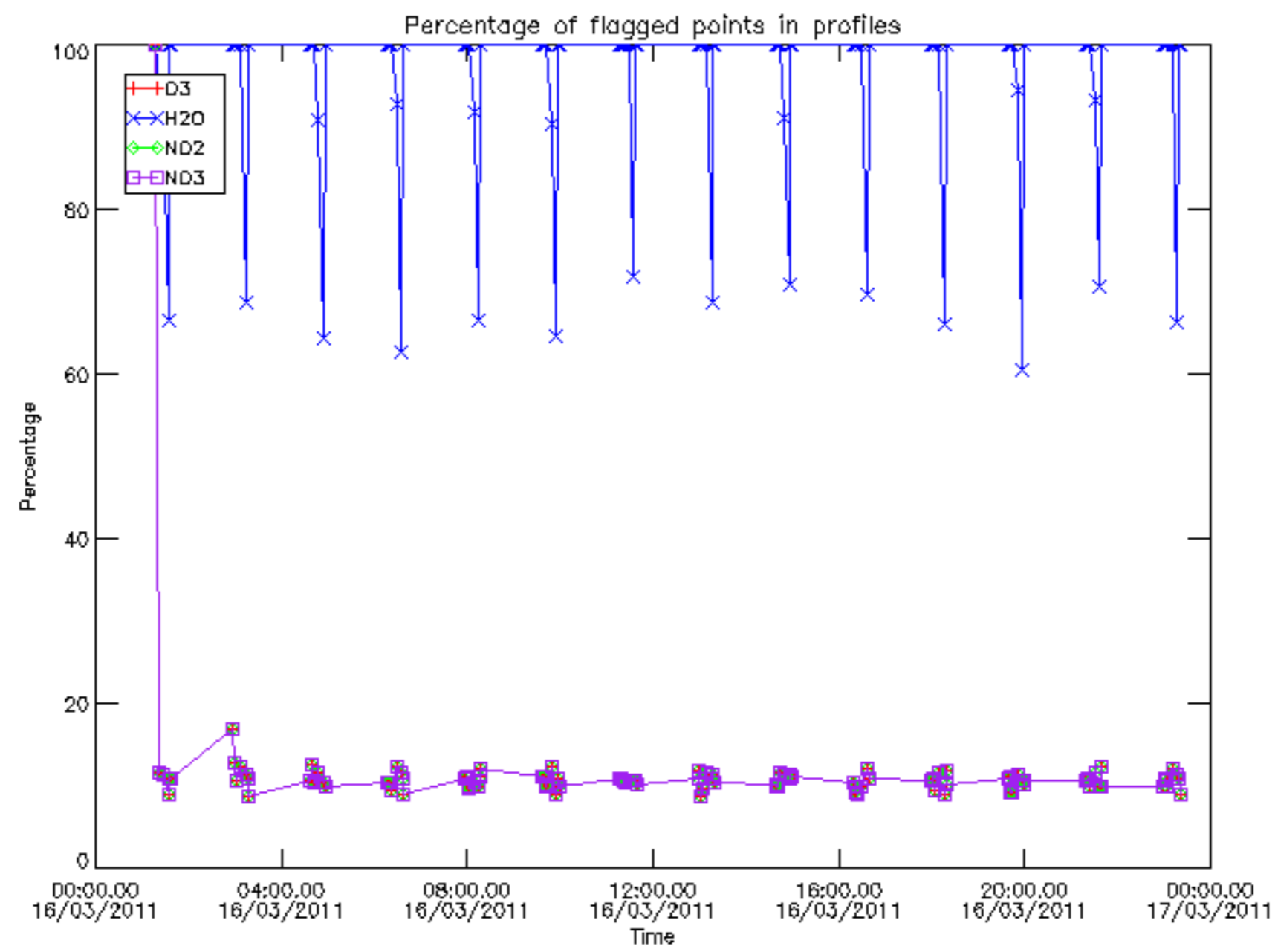
The colorbar represents the latitude.



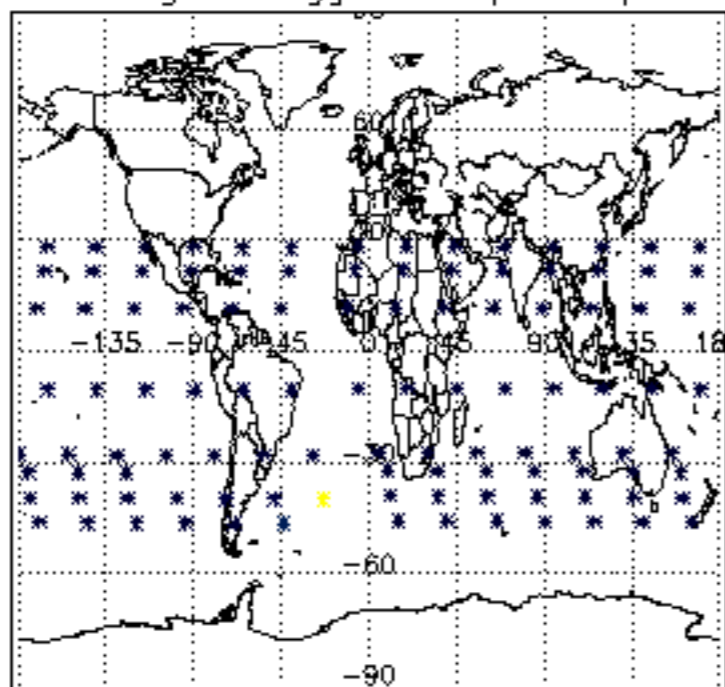
6. Auxiliary Data Files used for the production reported in section 2

The number reported in the third column indicates since which file (see list in section 2) the corresponding auxiliary file has been used. The fourth column is the date of those product files.

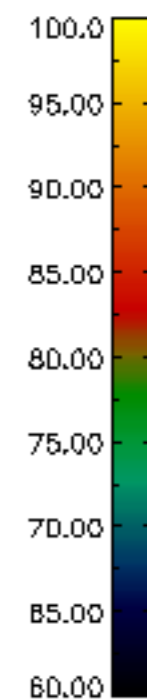
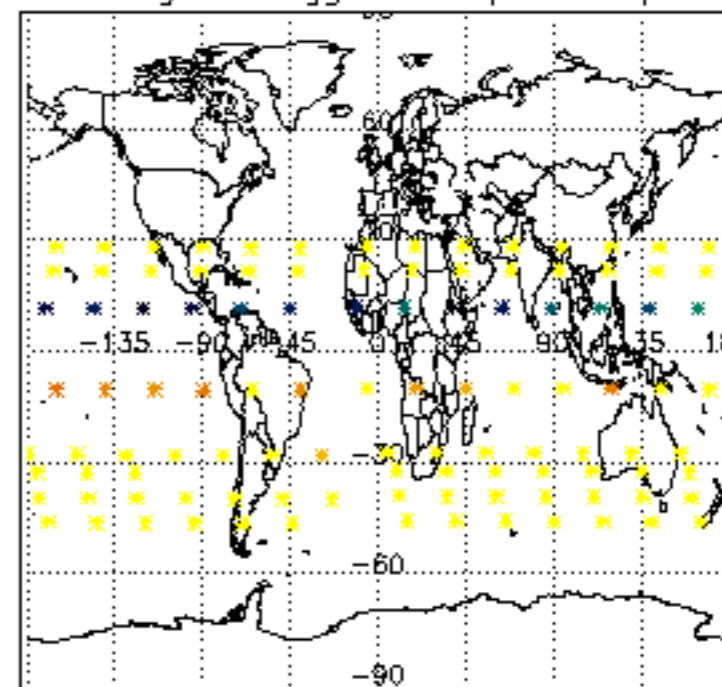
Type	Auxiliary Filename	Used since product	Used since product date
INST_PHYS_CHARACTERISTICS	GOM_INS_AXVIEC20091111_143220_20030716_120000_20500101_000000	1	16-MAR-2011 00:00:11
LEVEL-2_PROC_CONFIG	GOM_PR2_AXVIEC20091111_152718_20020301_000000_20500101_000000	1	16-MAR-2011 00:00:11
CROSS_SECTIONS_FILE	GOM_CRS_AXVIEC20091111_154832_20020301_000000_20500101_000000	1	16-MAR-2011 00:00:11



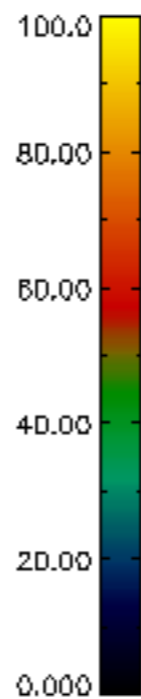
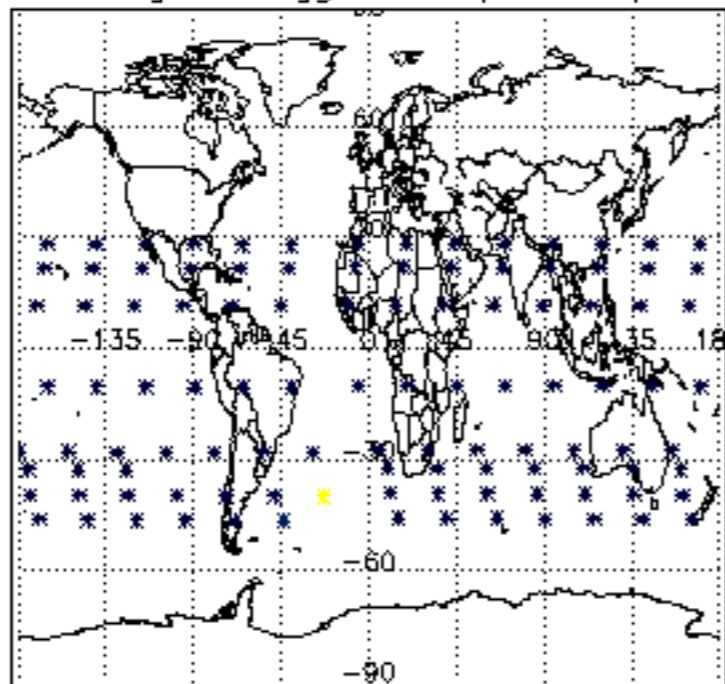
Percentage of flagged data per D3 profile



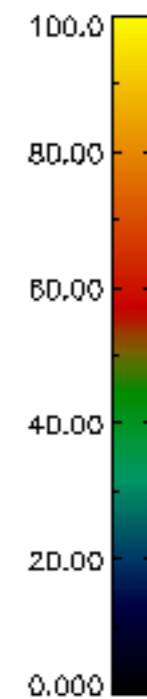
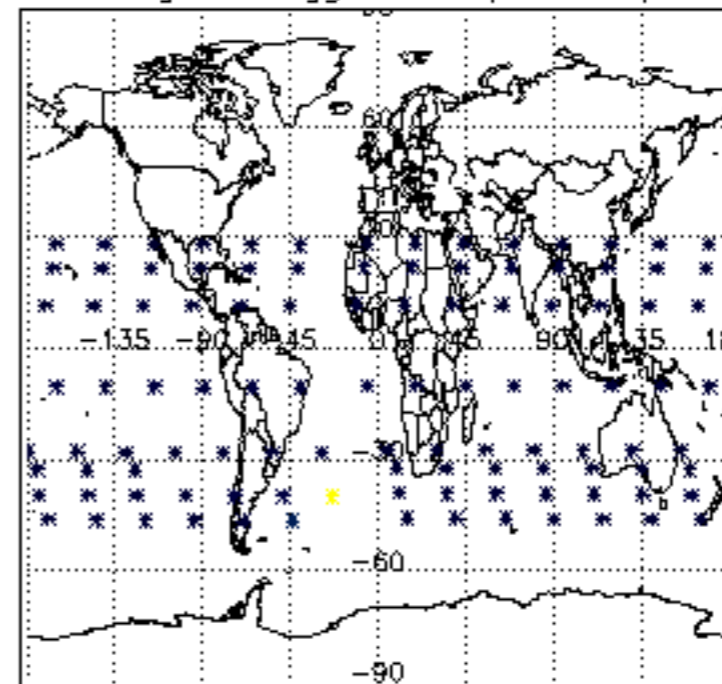
Percentage of flagged data per H2O profile

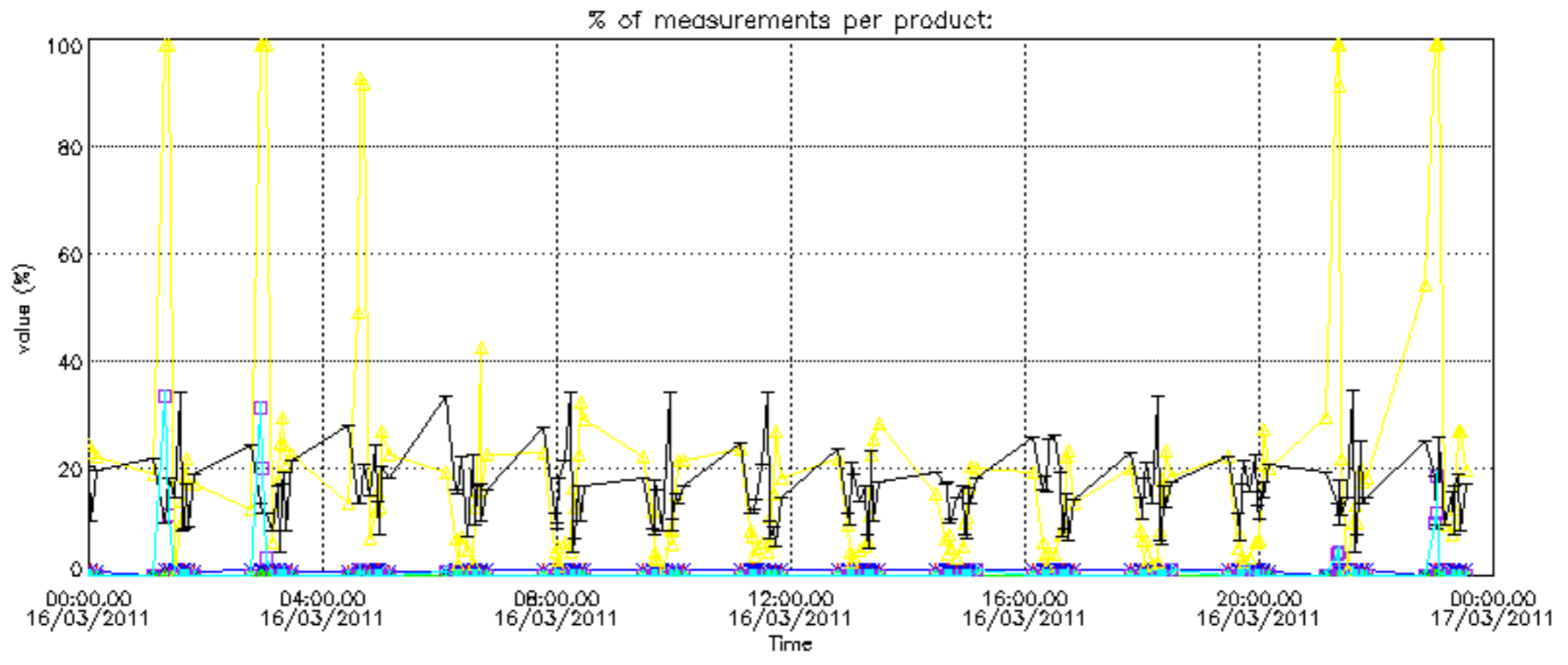


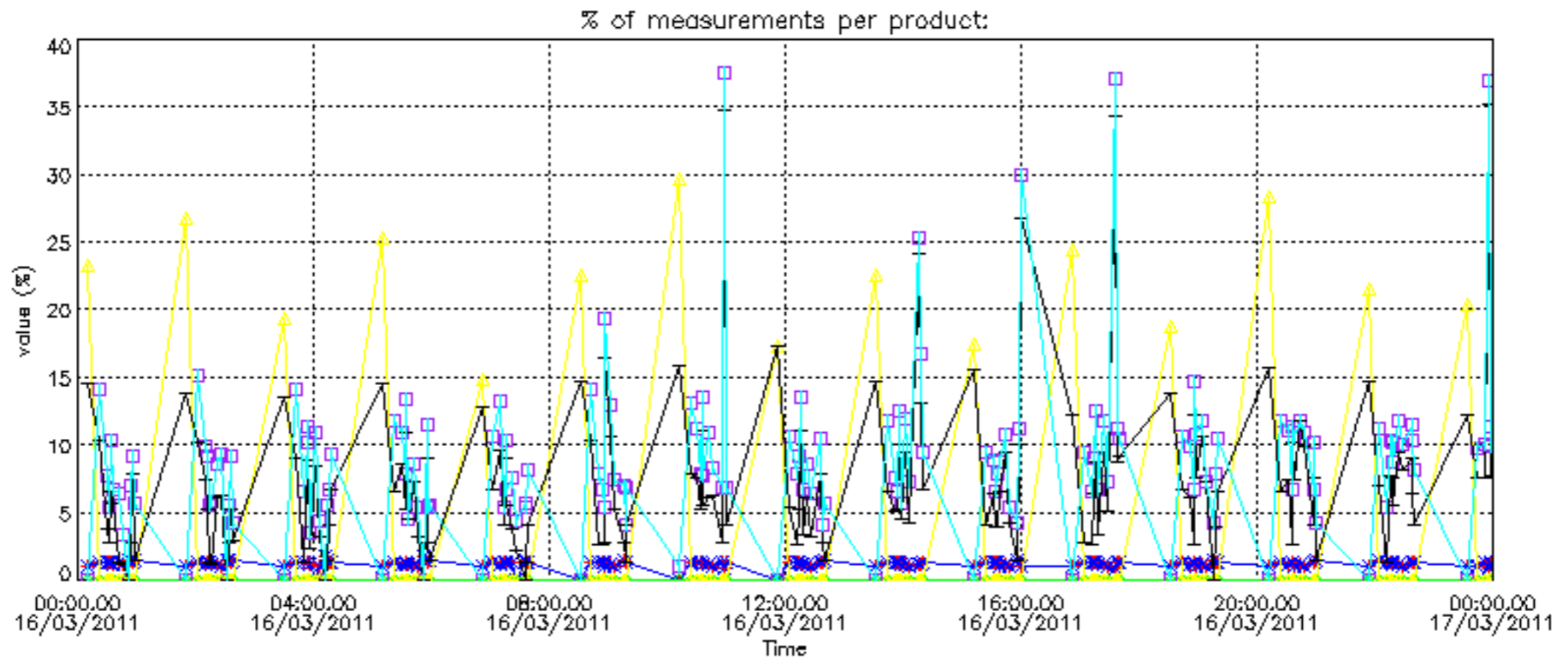
Percentage of flagged data per NO2 profile



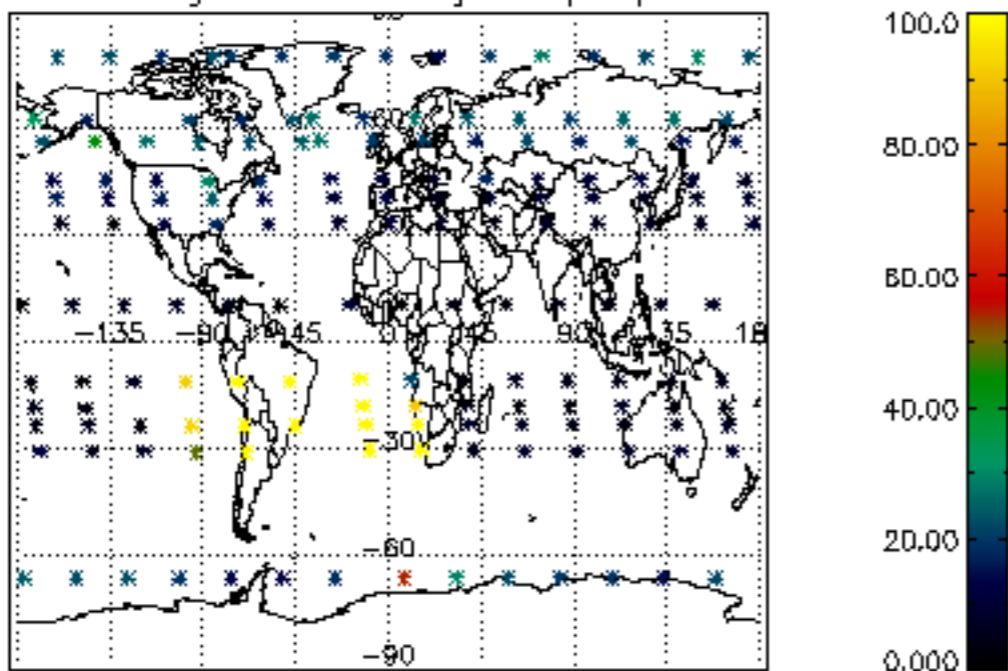
Percentage of flagged data per NO3 profile



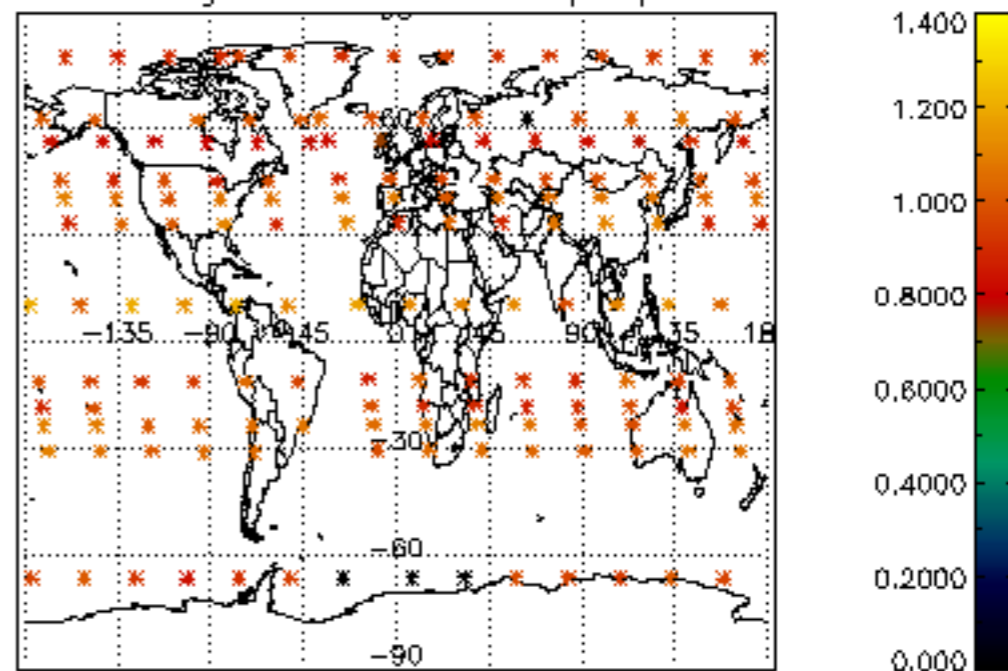




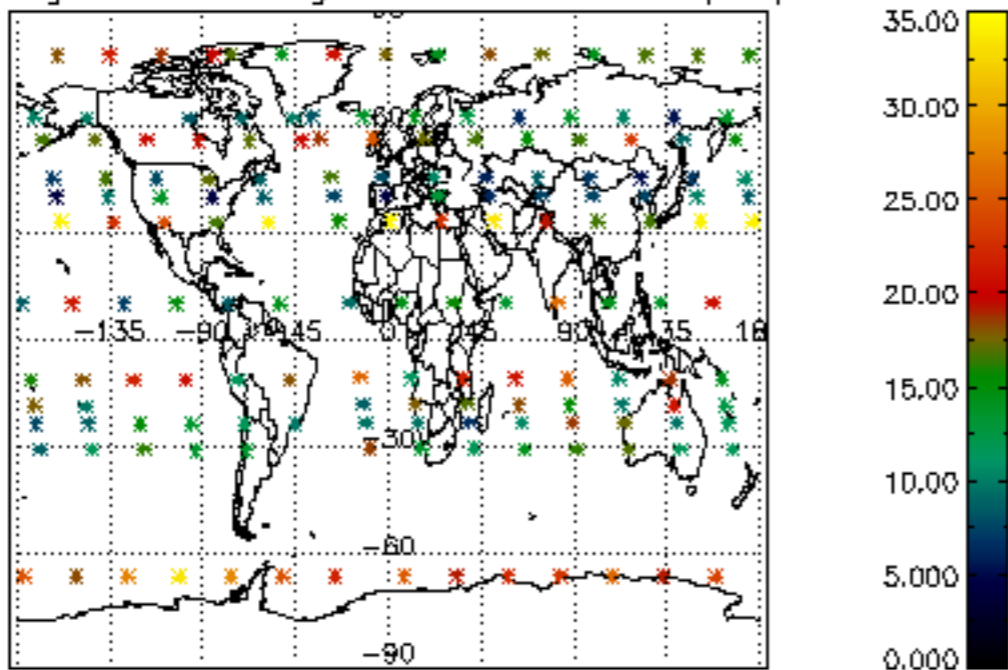
Percentage of cosmic ray hits per profile



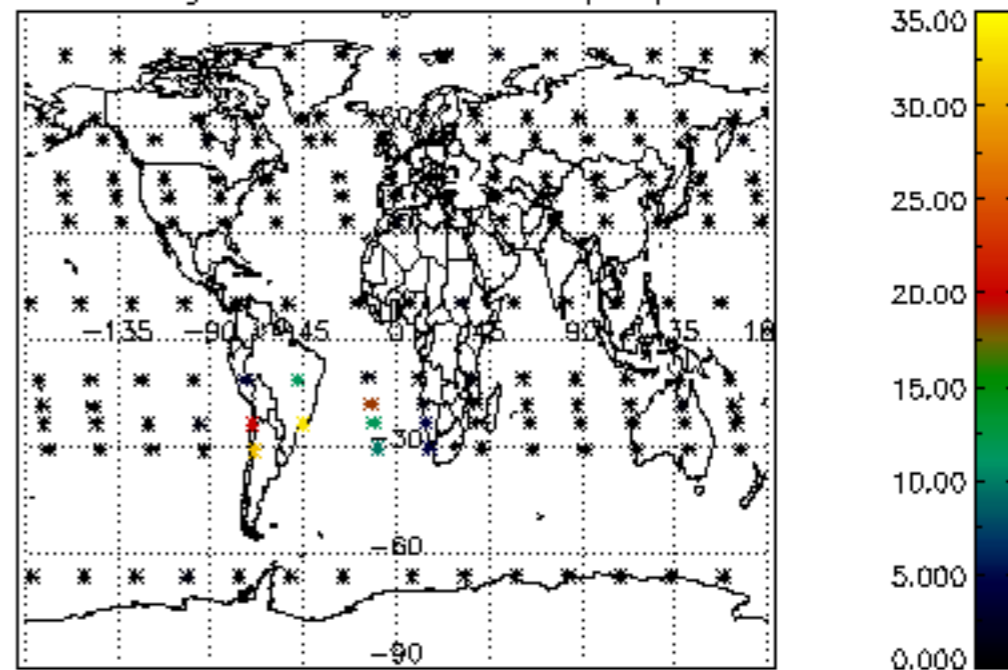
Percentage of datation errors per profile



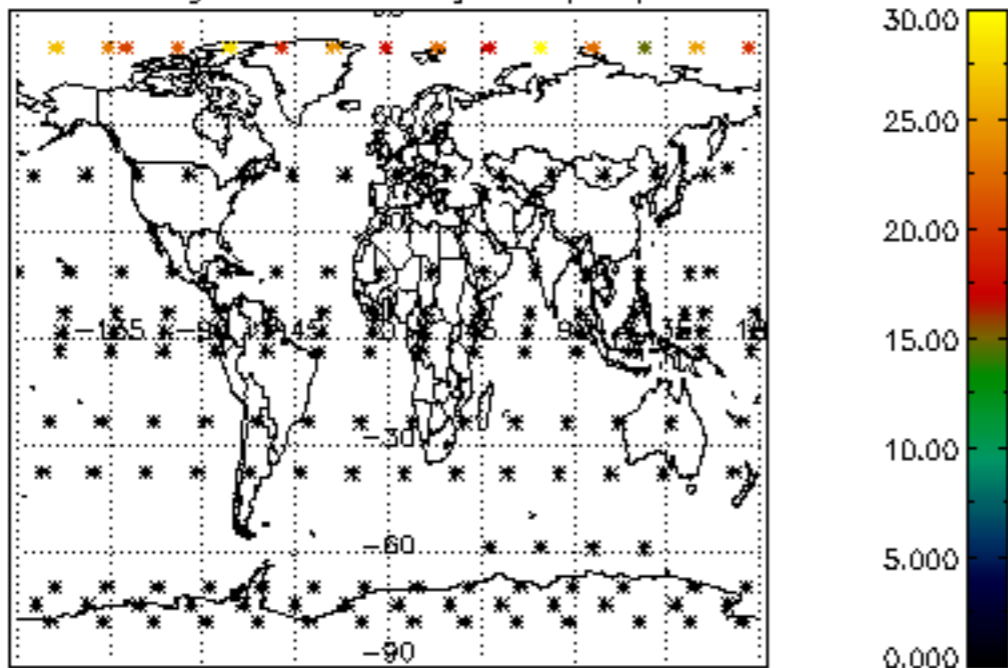
Percentage of star falling outside central band per profile



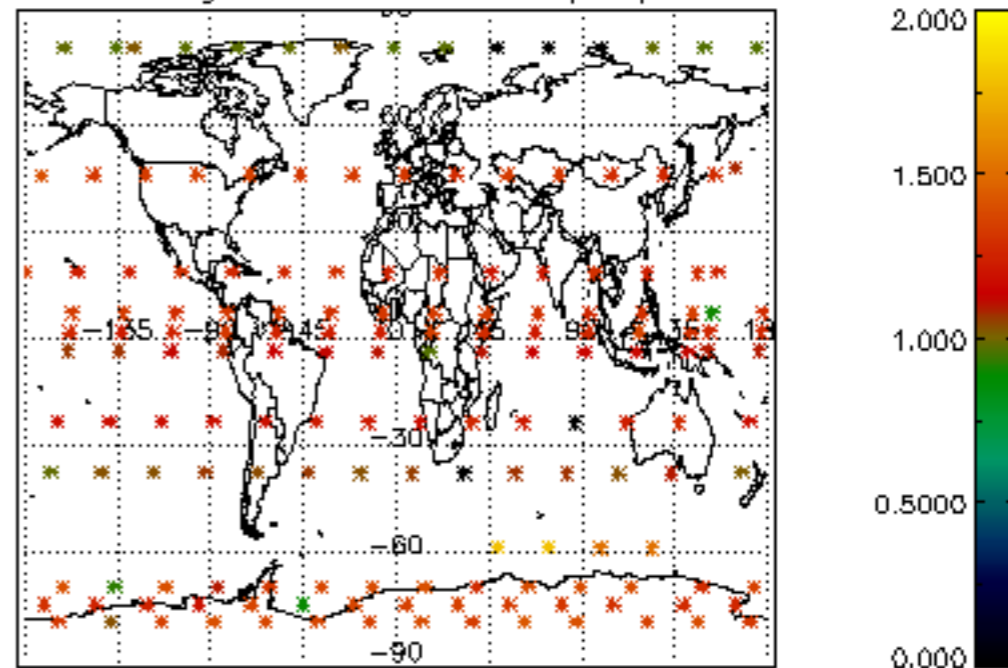
Percentage of saturation errors per profile



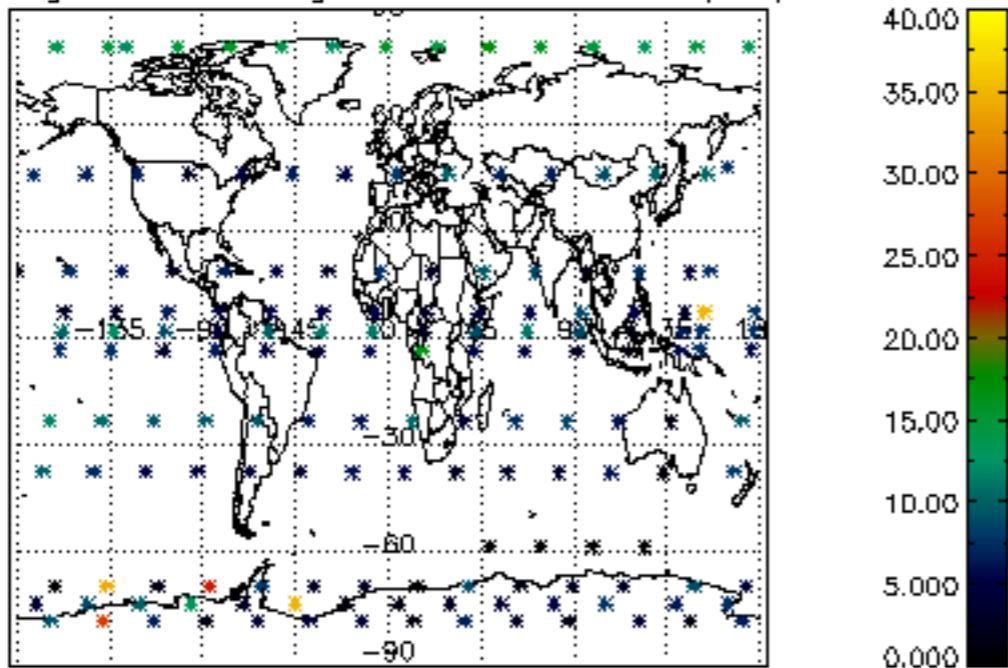
Percentage of cosmic ray hits per profile



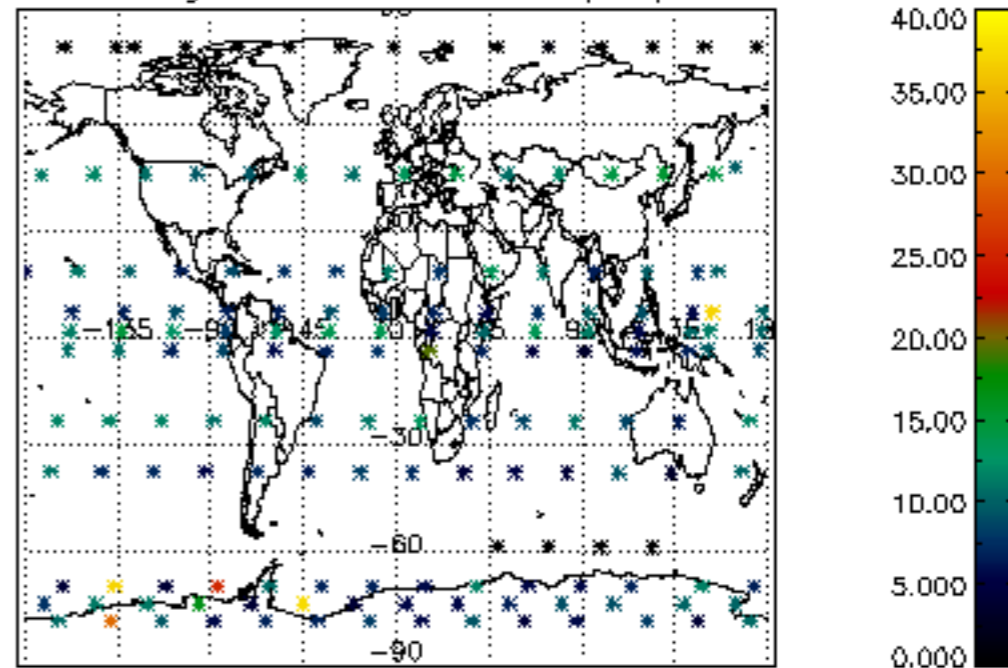
Percentage of datation errors per profile

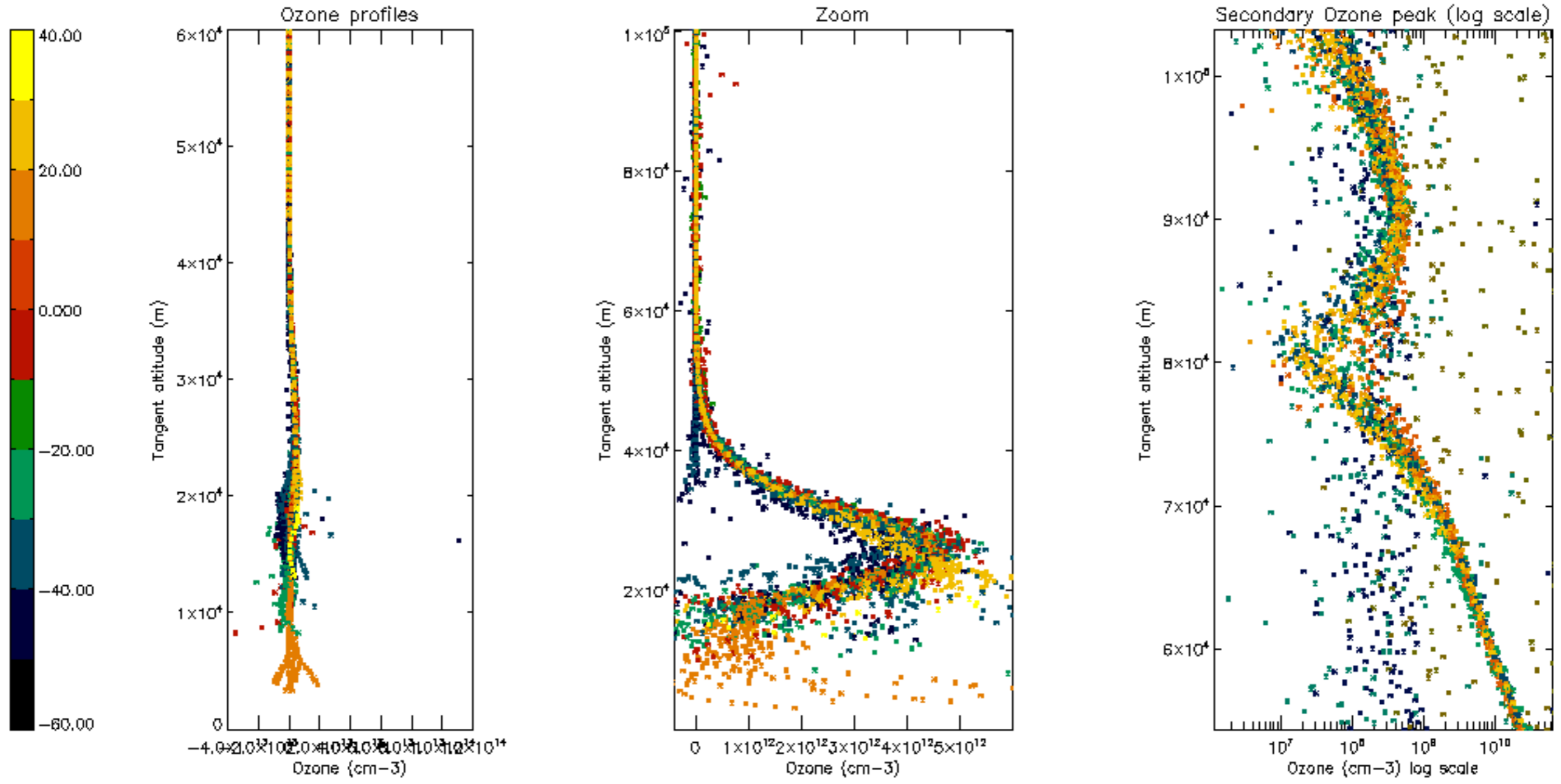


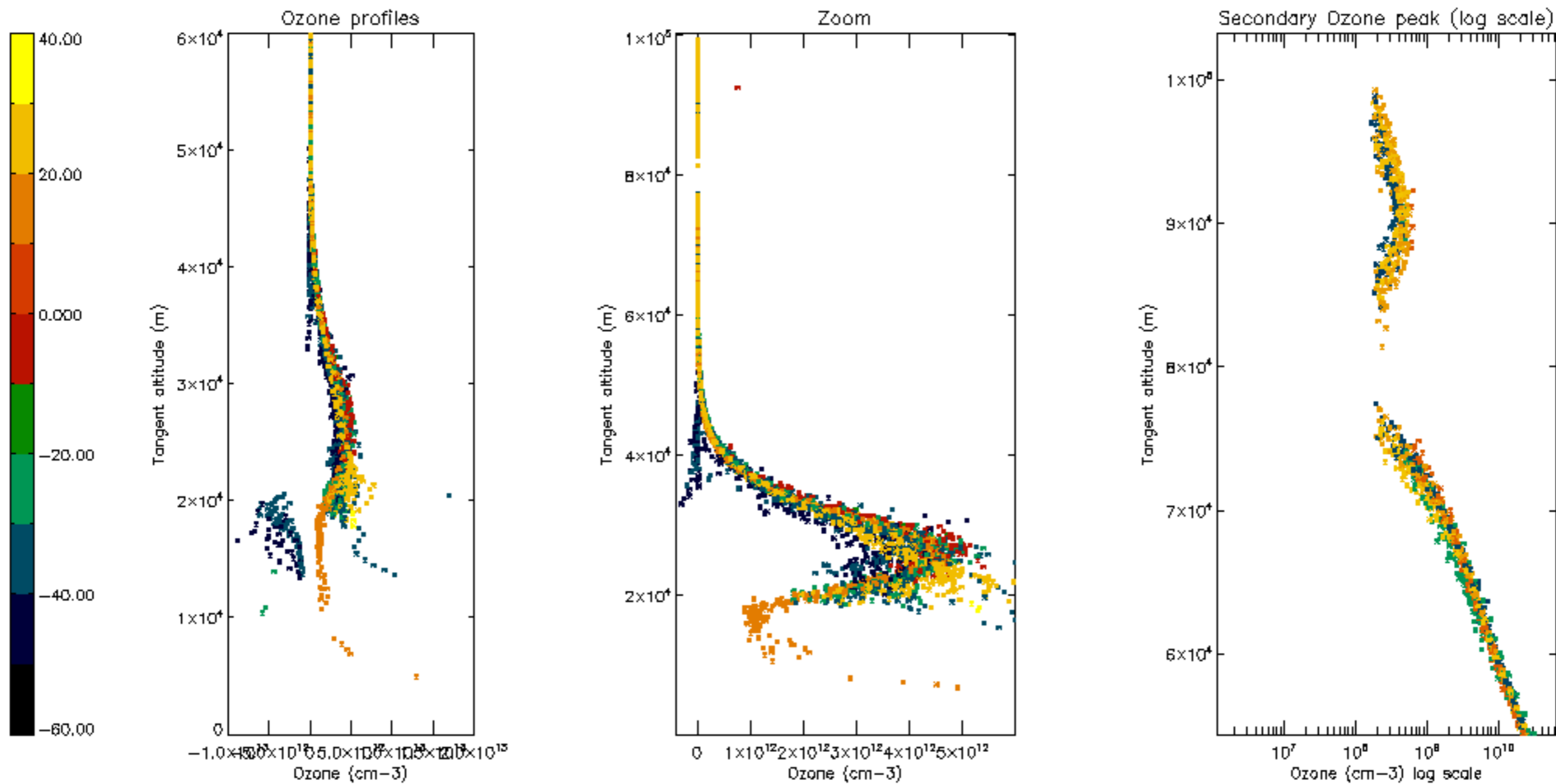
Percentage of star falling outside central band per profile

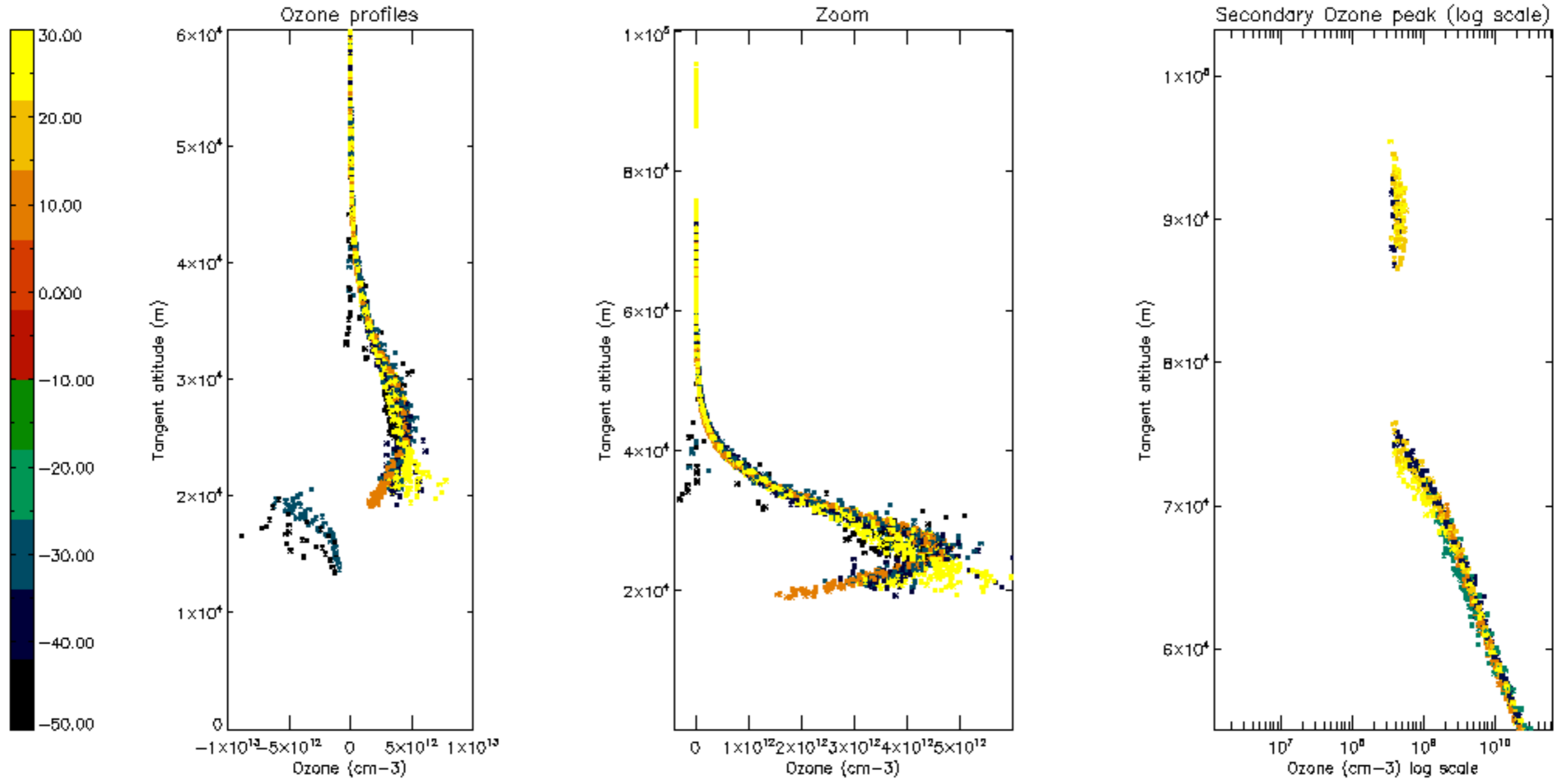


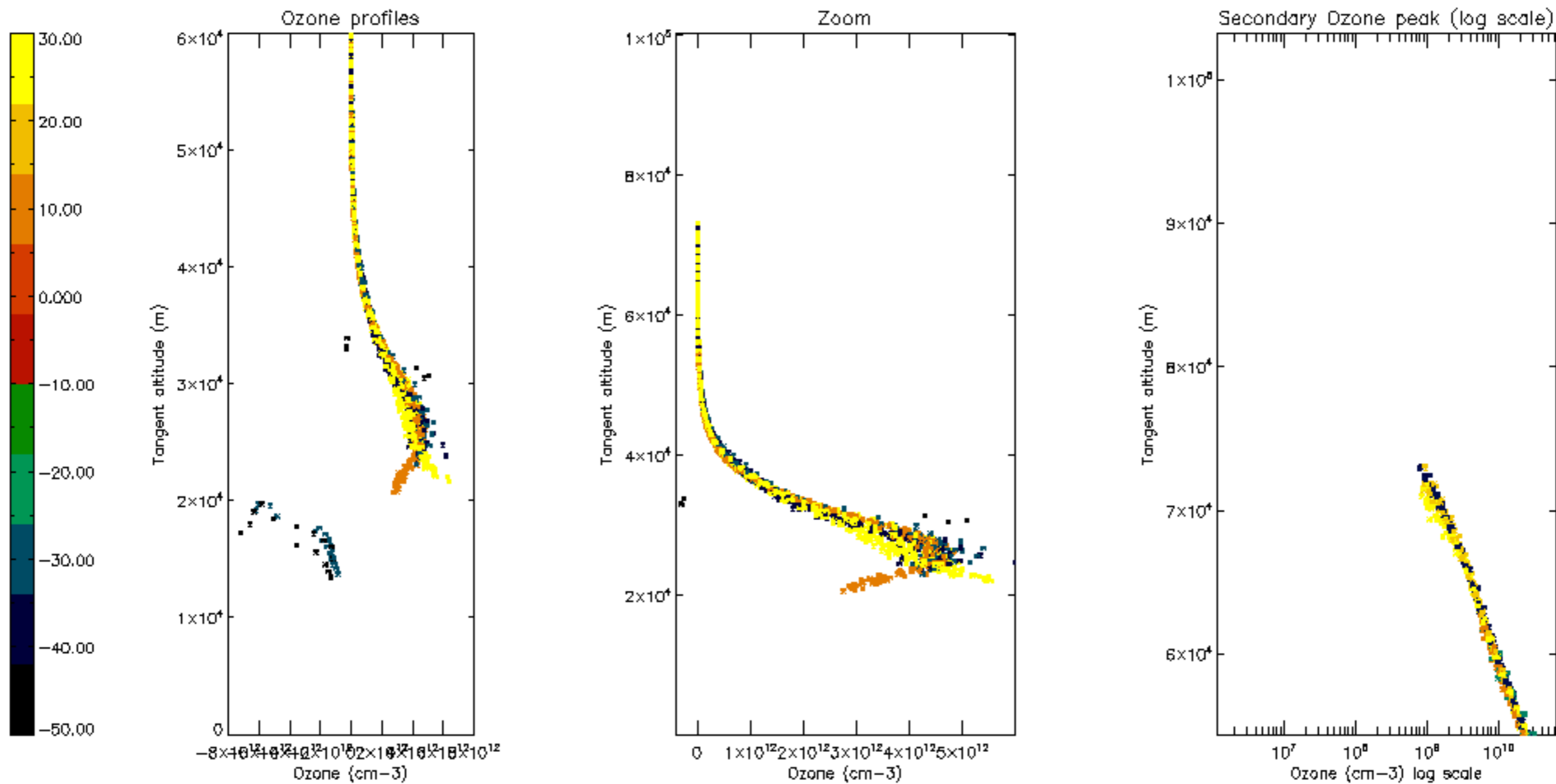
Percentage of saturation errors per profile

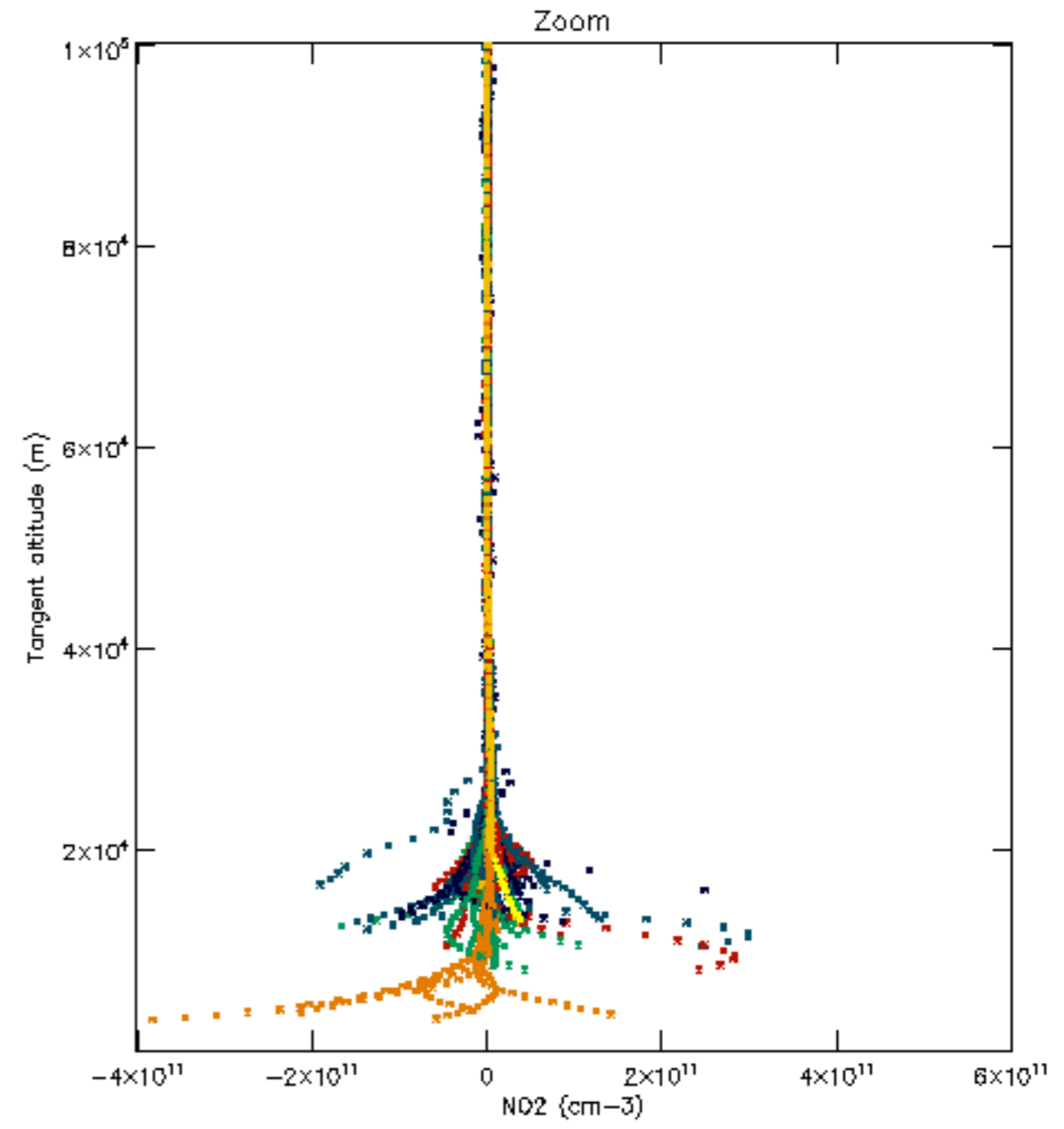
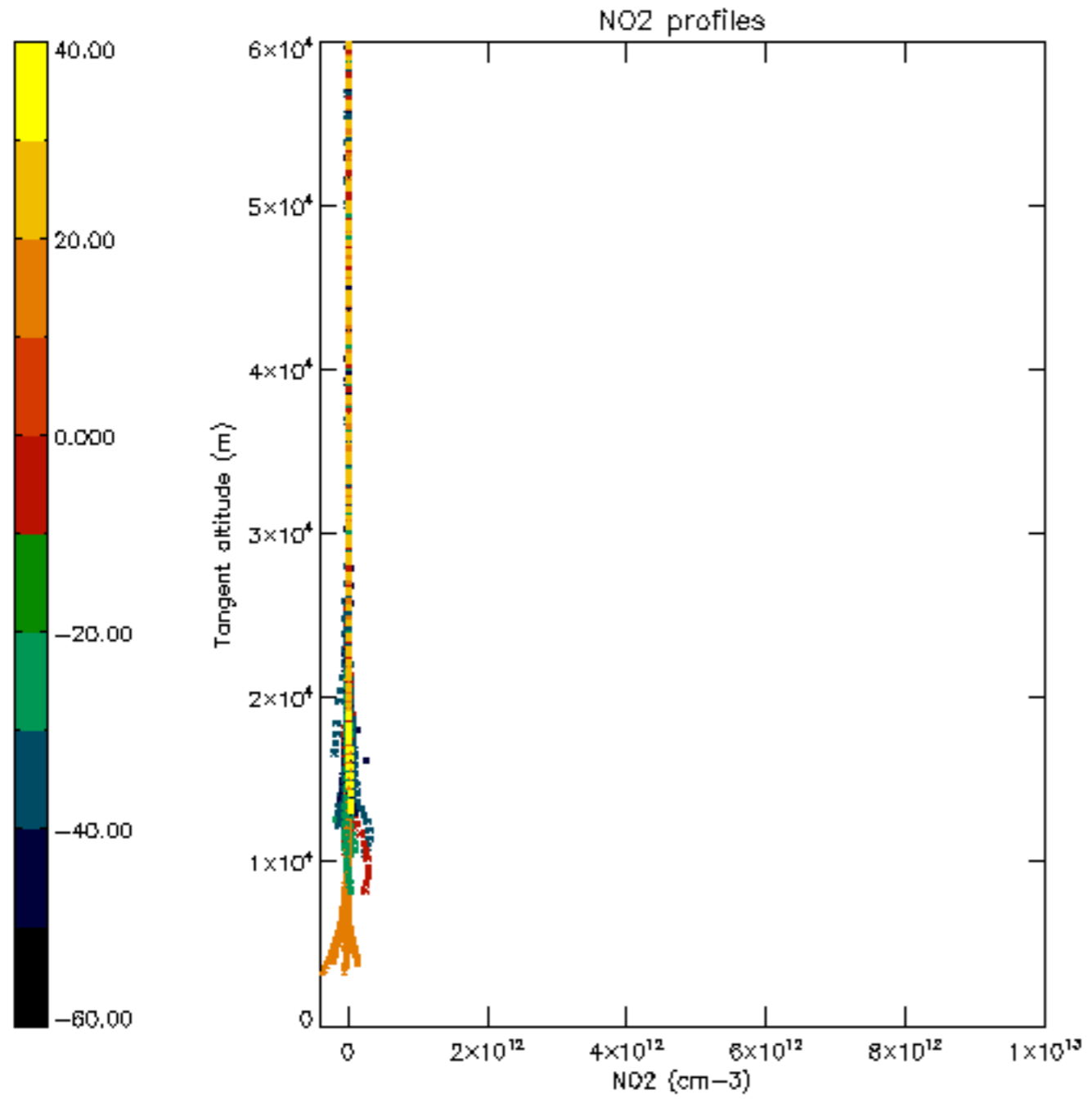


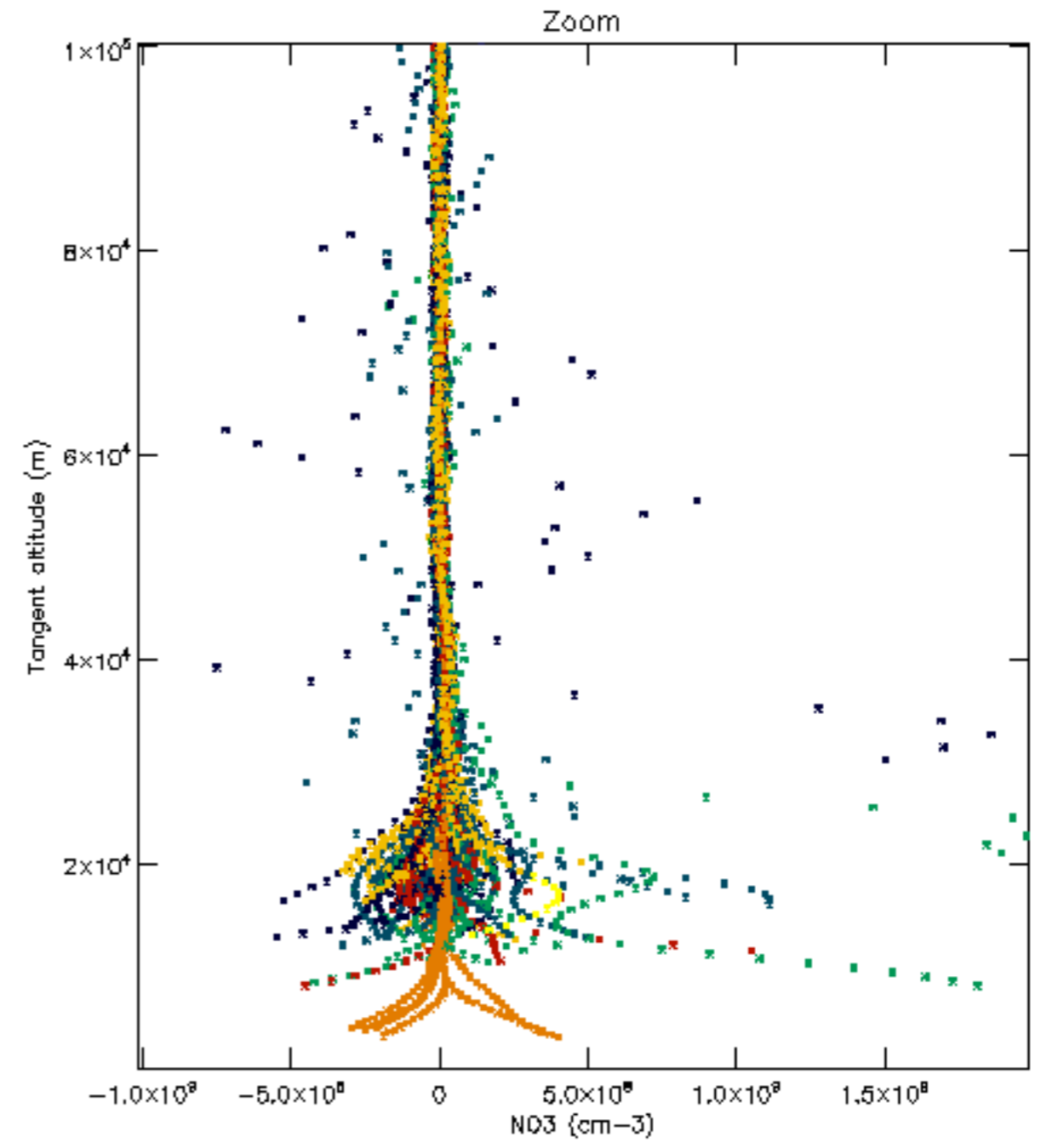
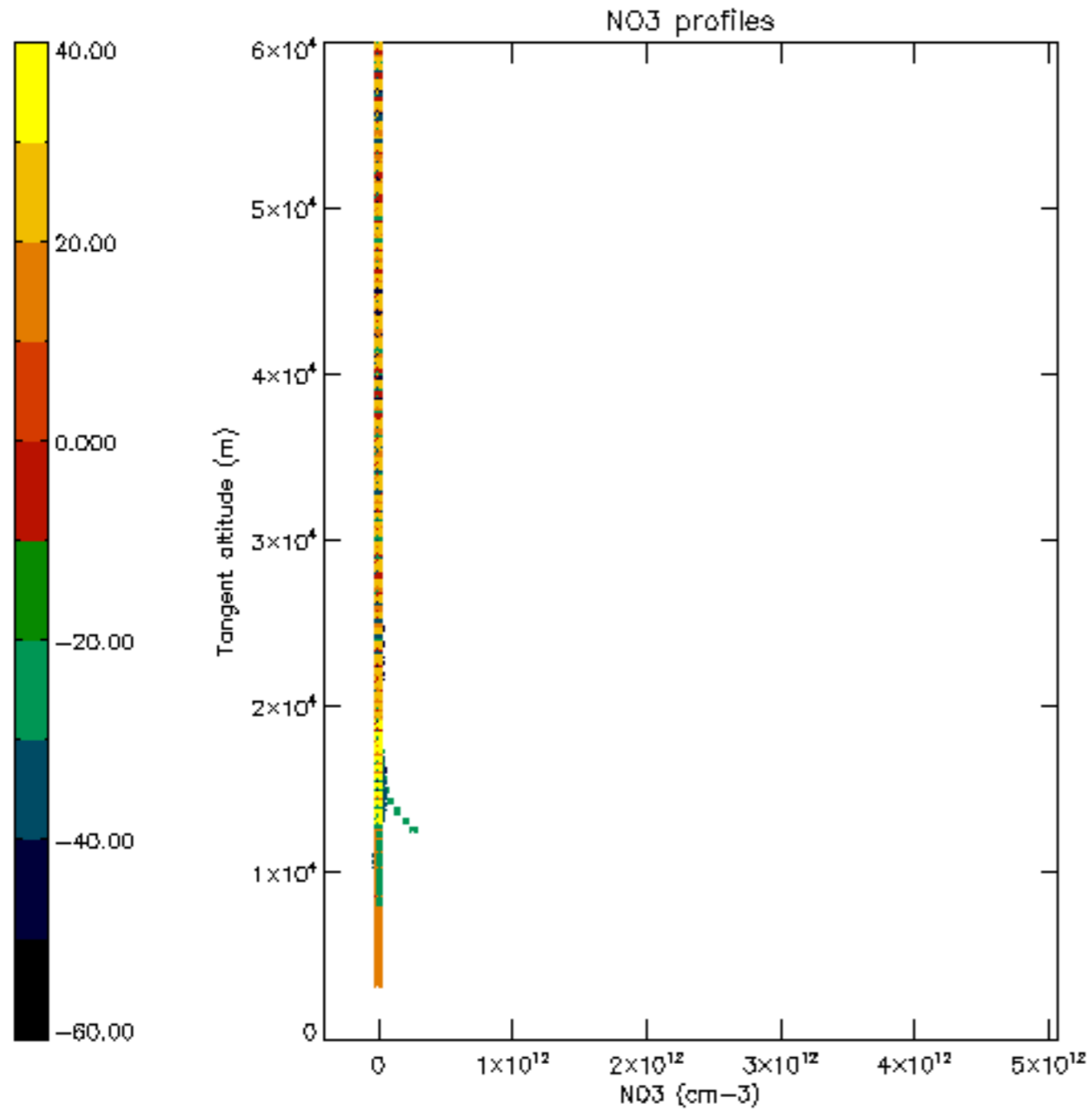


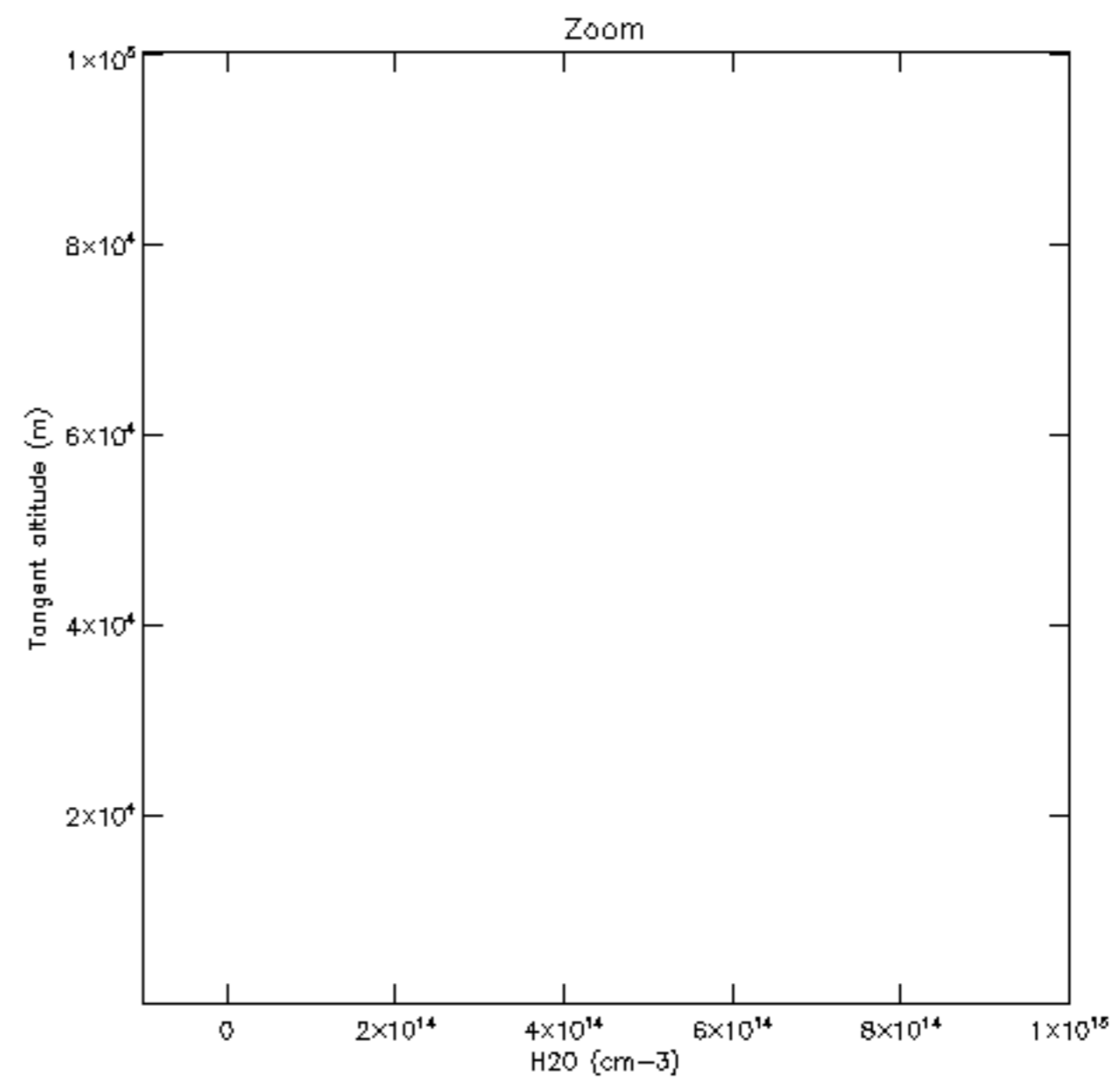
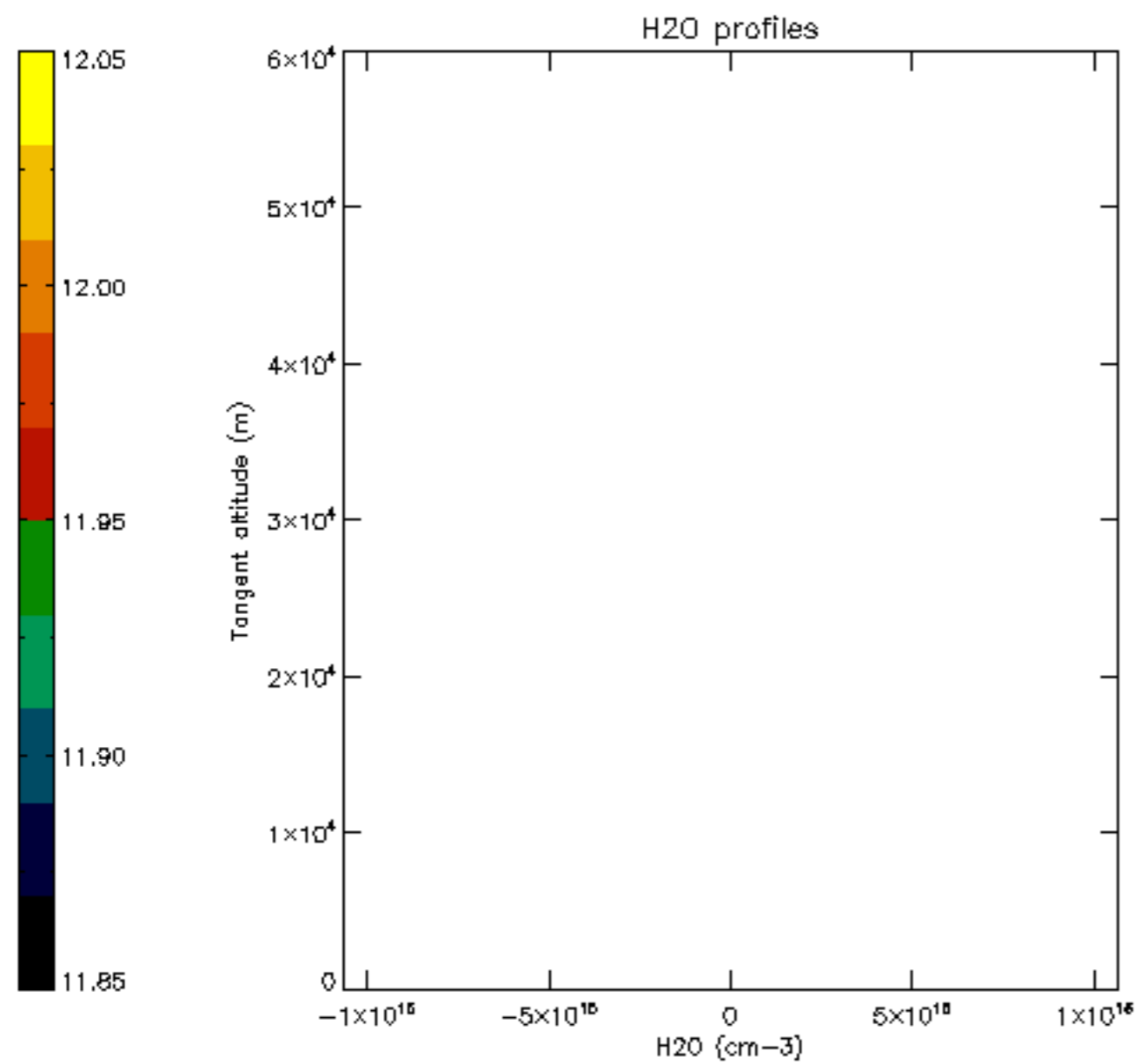


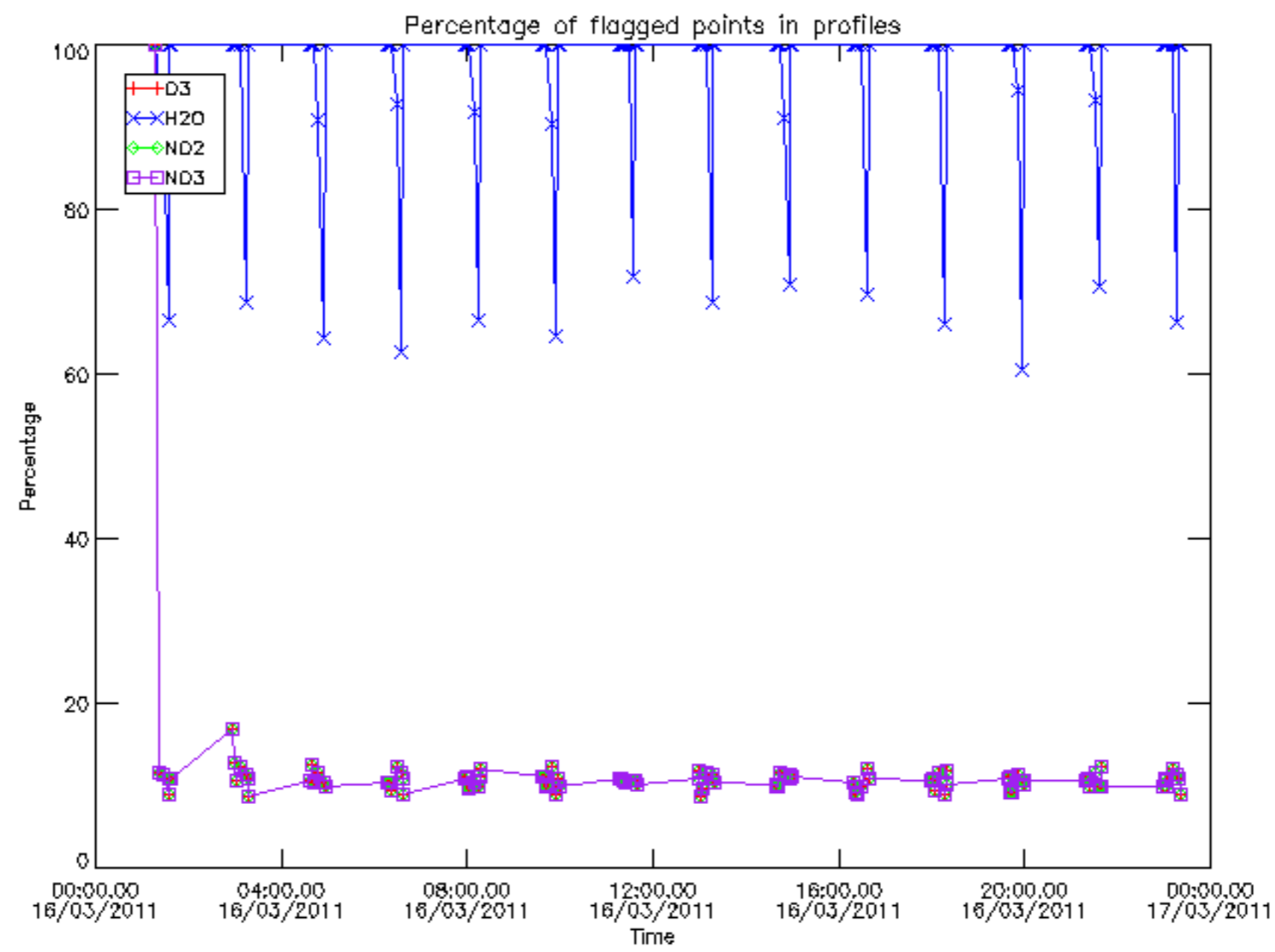




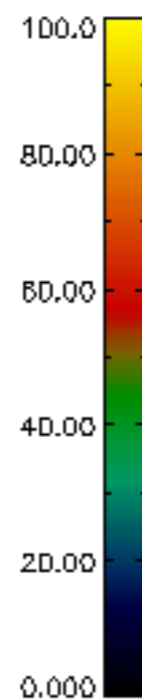
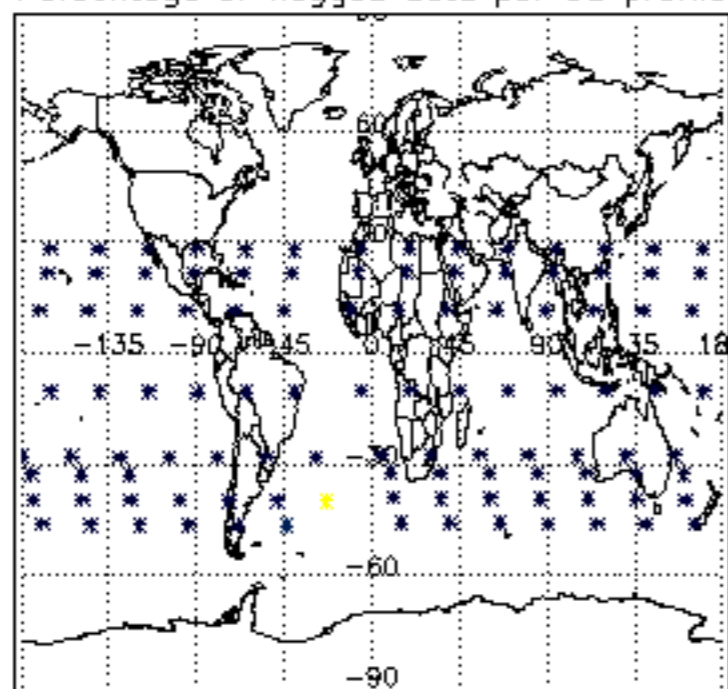




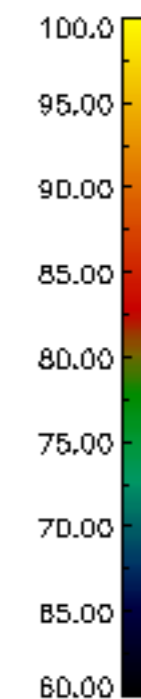
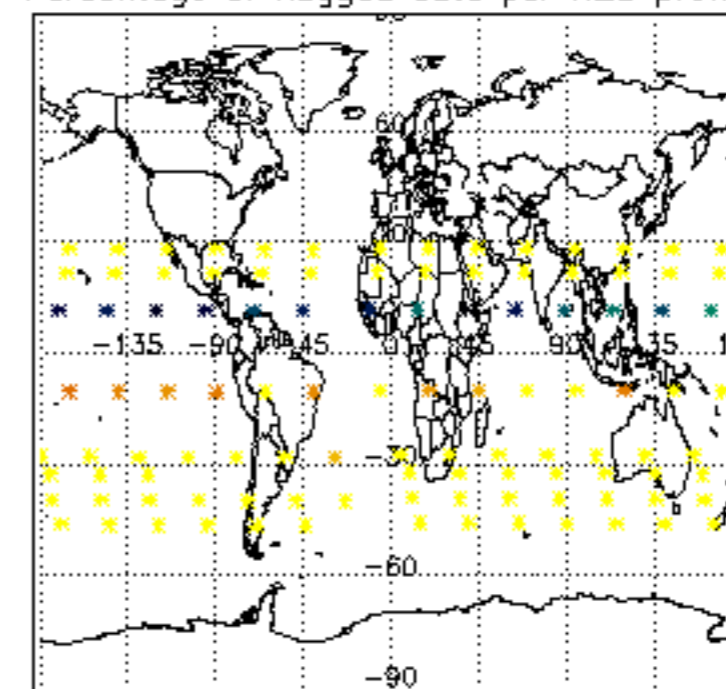




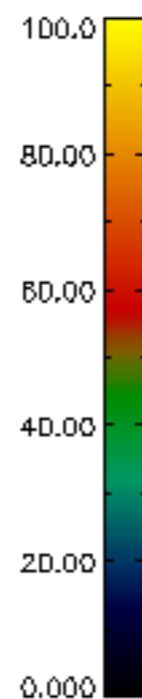
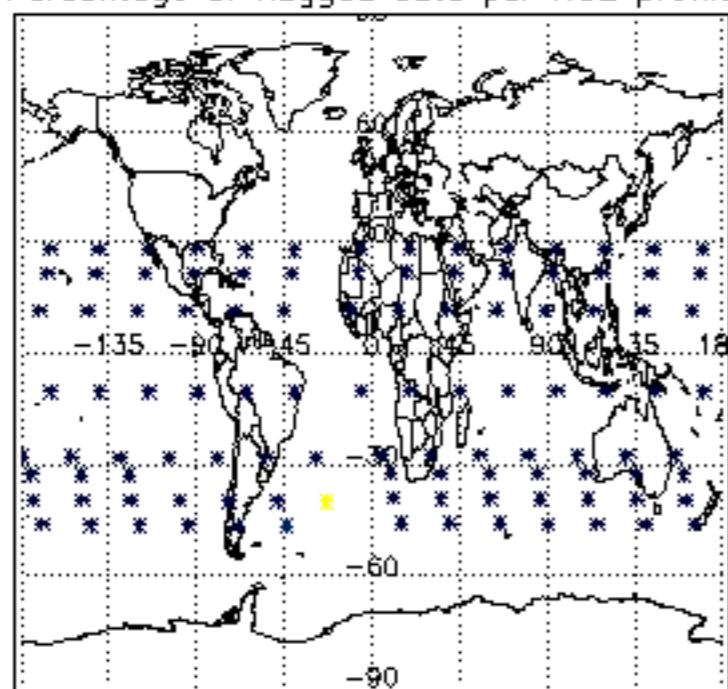
Percentage of flagged data per D3 profile



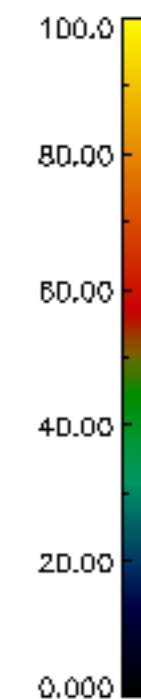
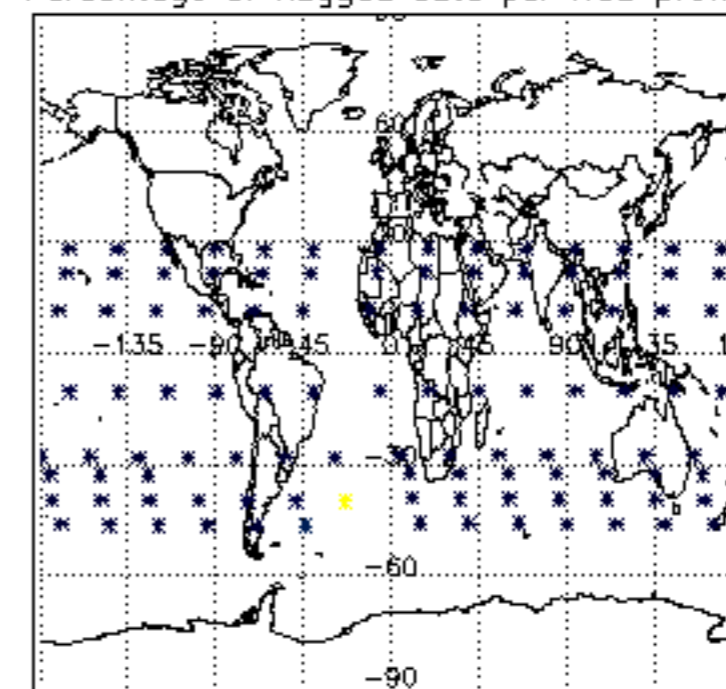
Percentage of flagged data per H2O profile

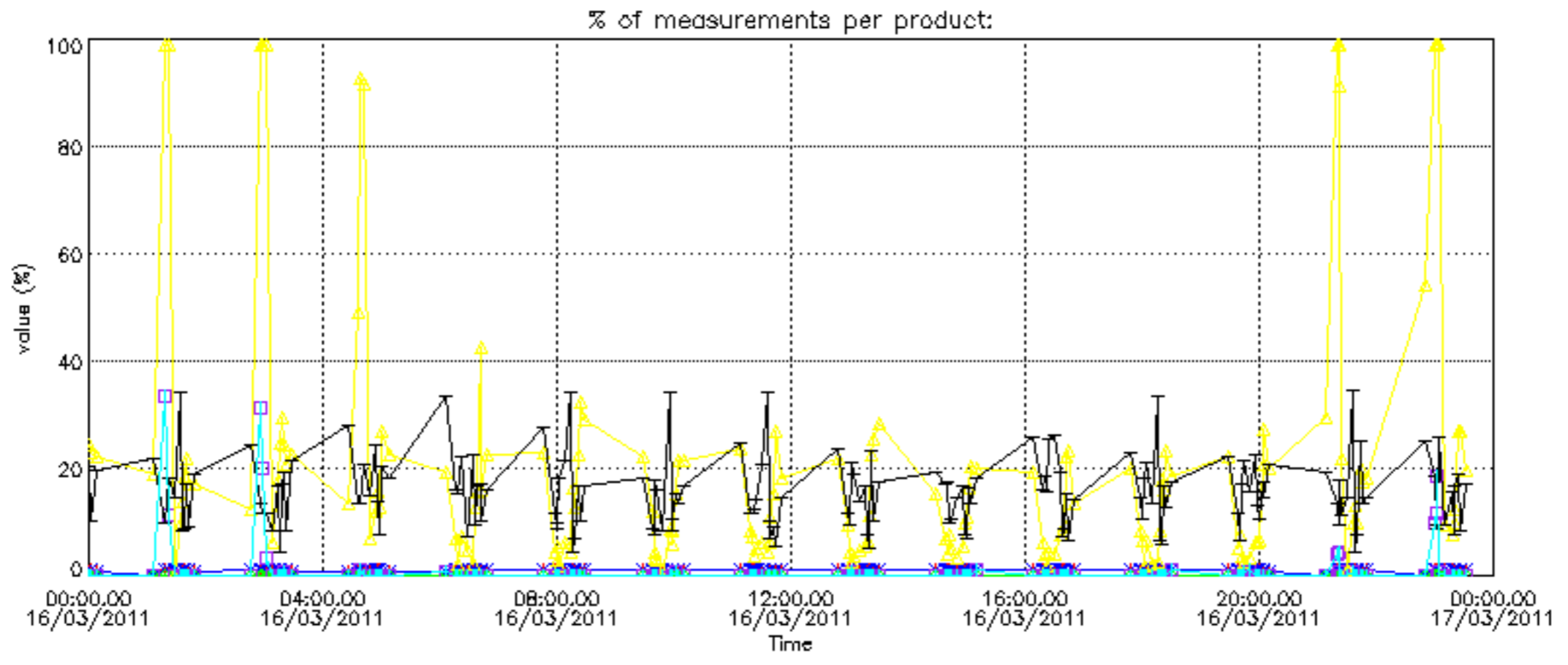


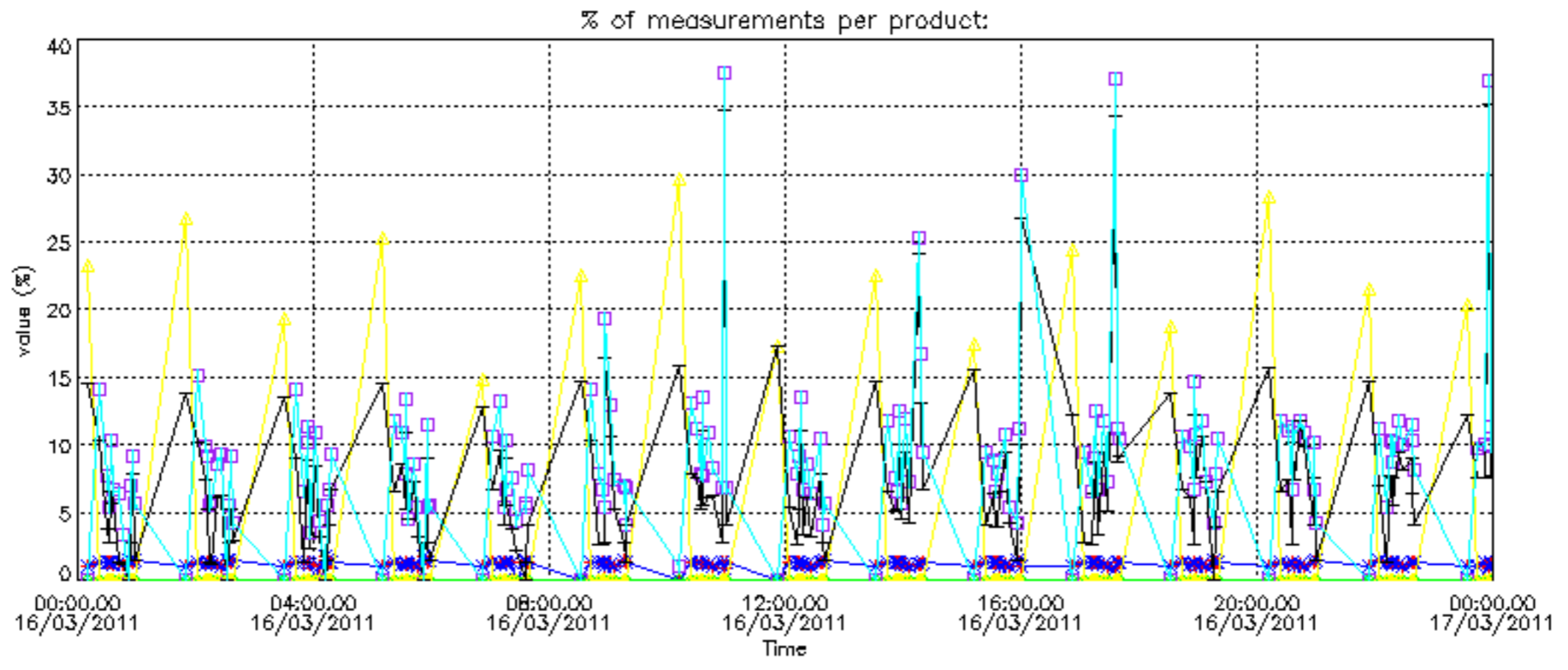
Percentage of flagged data per NO2 profile



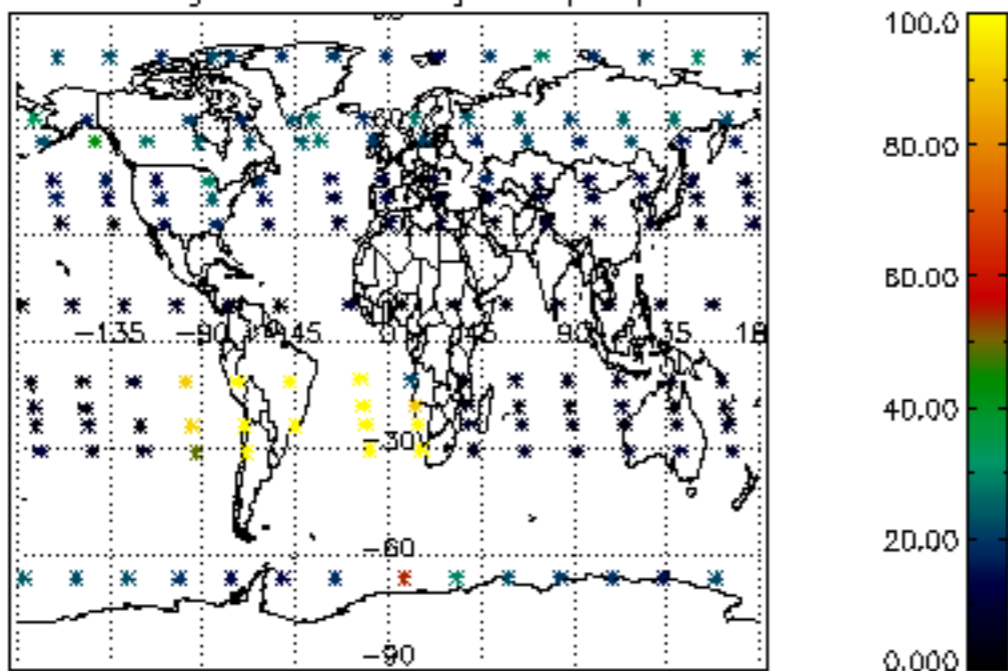
Percentage of flagged data per NO3 profile



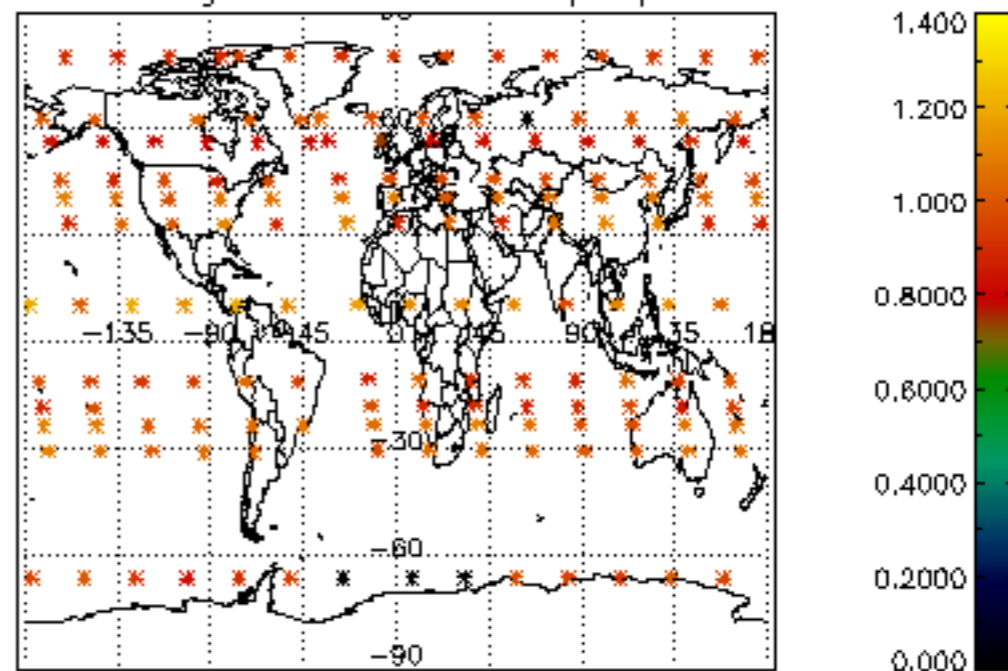




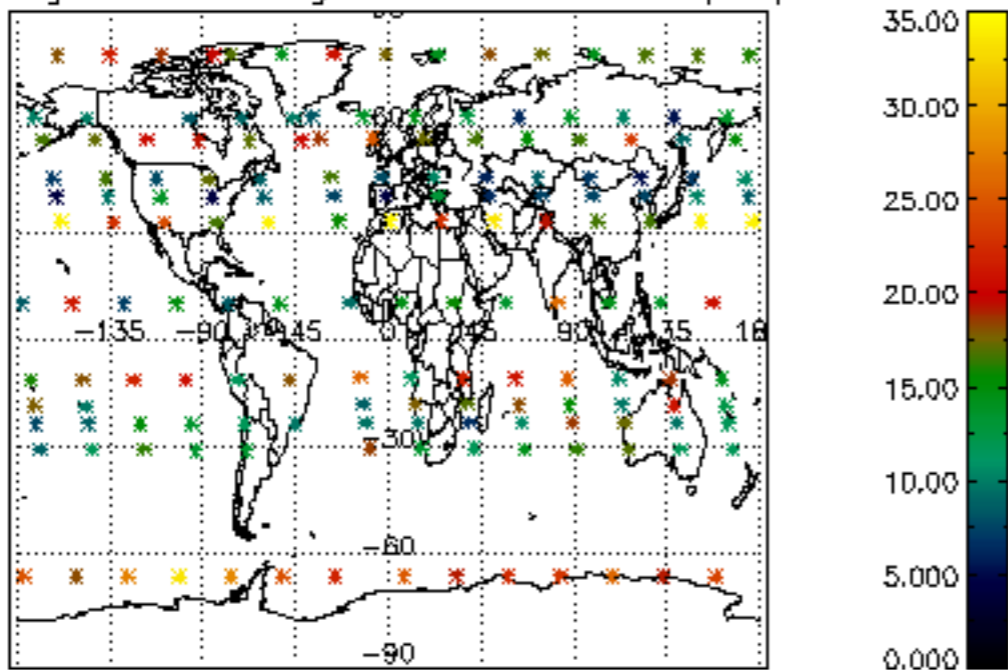
Percentage of cosmic ray hits per profile



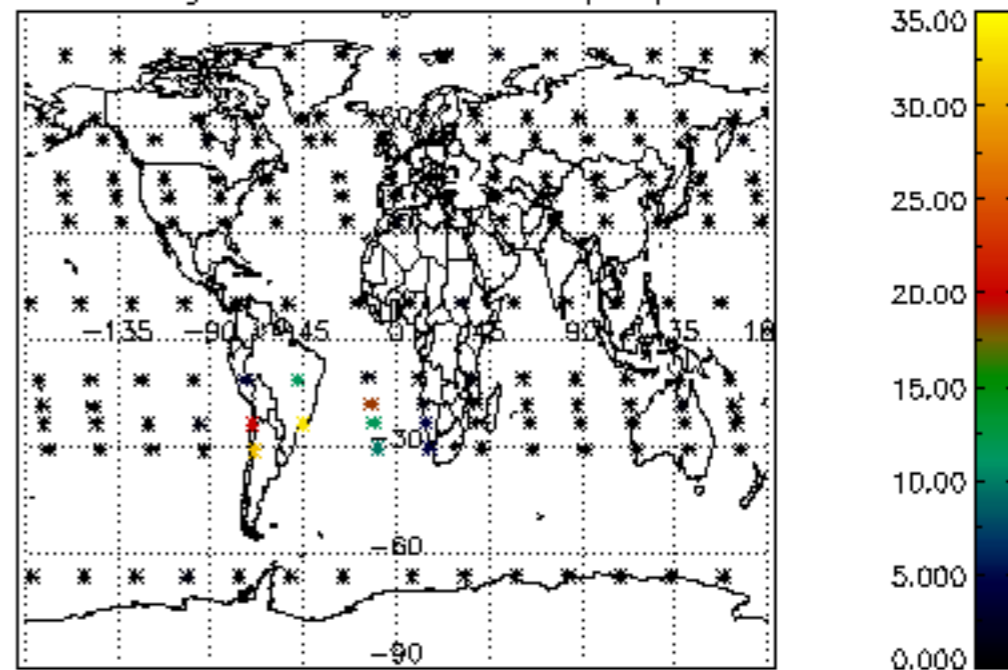
Percentage of datation errors per profile



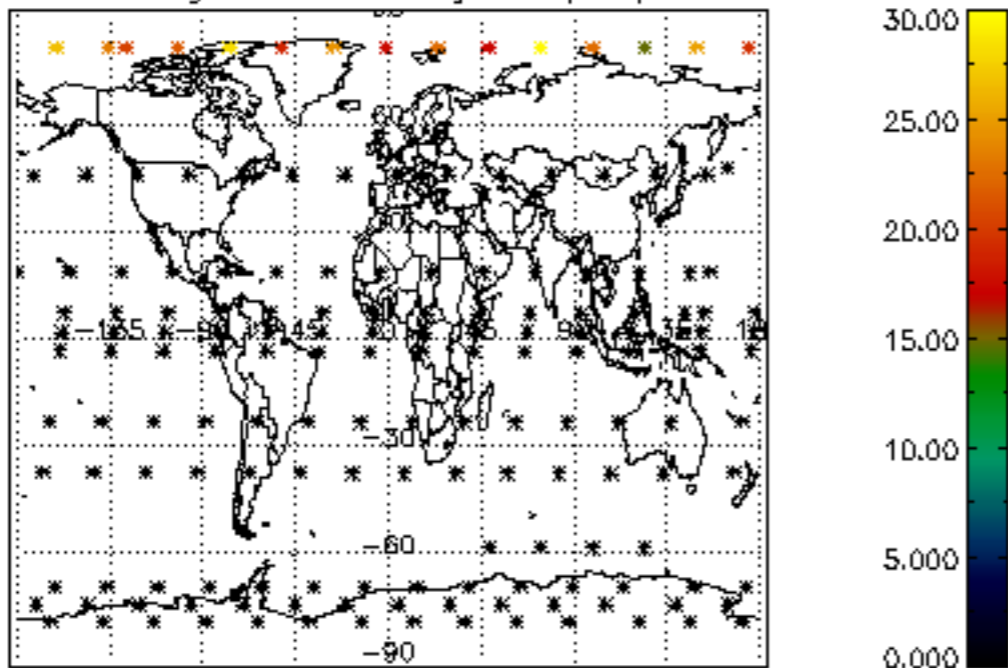
Percentage of star falling outside central band per profile



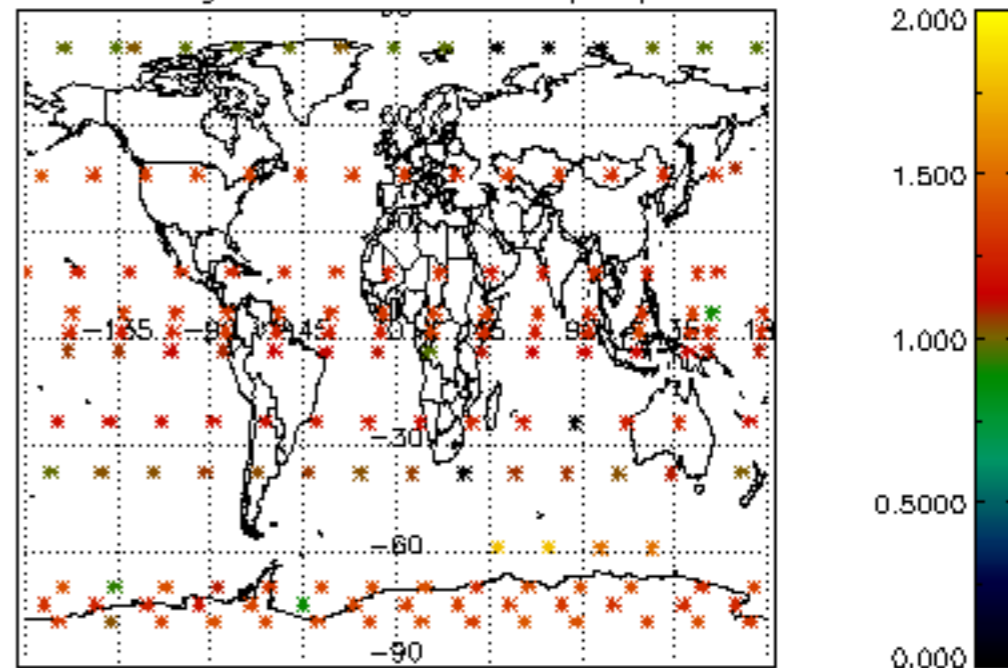
Percentage of saturation errors per profile



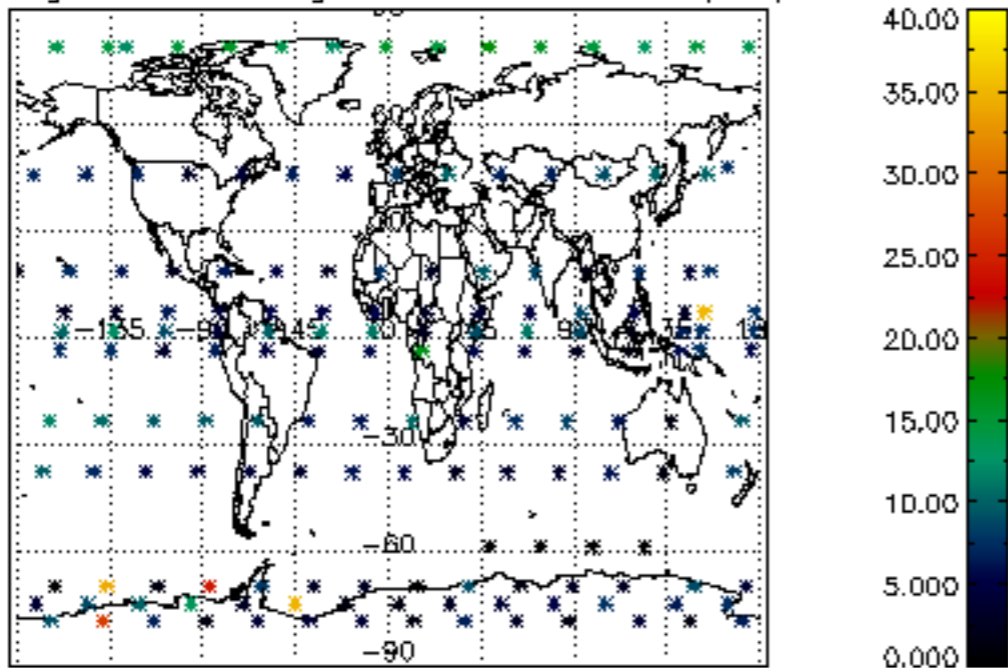
Percentage of cosmic ray hits per profile



Percentage of datation errors per profile



Percentage of star falling outside central band per profile



Percentage of saturation errors per profile

