

GOMOS Level 2 Daily Report

SUMMARY

[1. General Info](#)

[2. Summary of processed GOM_NL_2P products](#)

[3. Level 2 Quality information per product](#)

[3.1 Plot of level 2 quality information per product \(time dependant\)](#)

[3.2 Plot of level 2 quality information per product \(world map\)](#)

[4. Level 1 Quality information per product \(stored on level 2 products\)](#)

[4.1 Plot of level 1 quality information per product \(time dependant\)](#)

[4.1.1 Plot of level 1 quality information per product \(time dependant\): ASCENDING](#)

[4.1.2 Plot of level 1 quality information per product \(time dependant\): DESCENDING](#)

[4.2 Plot of level 1 quality information per product \(world map\)](#)

[4.2.1 Plot of level 1 quality information per product \(world map\): ASCENDING](#)

[4.2.2 Plot of level 1 quality information per product \(world map\): DESCENDING](#)

[5. Ozone profiles based on quality statistics and other trace gas profiles](#)

[5.1 Ozone statistics based on quality of products](#)

[5.2 Plot ozone profiles for all STD \(dark without errors\)](#)

[5.3 Plot ozone profiles where STD < 20% \(dark without errors\)](#)

[5.4. Plot ozone profiles where STD < 10% \(dark without errors\)](#)

[5.5. Plot ozone profiles where STD < 5% \(dark without errors\)](#)

[5.6 Plot NO2 profiles for all STD \(dark without errors\)](#)

[5.7 Plot NO3 profiles for all STD \(dark without errors\)](#)

[5.8 Plot H2O profiles \(only for occultations of stars 1,2,3,4,13,14,16,26,63 dark without errors\) for all STD](#)

[6. Auxiliary Data Files used for the production reported in section 2](#)

This report presents the daily analysis on parameters extracted from GOMOS level 2 data (GOM_NL__2P). It is intended to monitor some important parameters that will impact the quality of these products. A list of level 2 products (and content) that have arrived during the reporting day to the PCF is also given.

Item	Value
Time of report generation	24APR2013 11:11:41
Data source version	GOMOS/6.01
Start time of products	11-03-2011 (11MAR2011 00:00:00)
Stop time of products	12-03-2011 (12MAR2011 00:00:00)
Store outputs in DB	Yes
Nb of level 2 prods	328
Nb of prods with errors	0

2. Summary of processed GOM_NL__2P products.

Nr	Filename	UTC Start time	Limb	Duration	Star Id	Star Name	Star Mag	Star Temp	Nb Meas	Orbit	Prod. error
1	GOM_NL__2PRFIN20110311_000239_000000403100_00203_47200_5555.N1	11-MAR-2011 00:02:39	Bright	39.500	22	32Alp Leo	1.3600	15200.	79	47200	No
2	GOM_NL__2PRFIN20110311_000500_000000413100_00203_47200_5556.N1	11-MAR-2011 00:05:00	Bright	41.000	51	41Gam1Leo	2.0100	4500.0	82	47200	No
3	GOM_NL__2PRFIN20110311_001304_000000413100_00203_47200_5557.N1	11-MAR-2011 00:13:04	Bright	41.000	174	52Psi UMa	3.0040	4400.0	82	47200	No
4	GOM_NL__2PRFIN20110311_001609_000000393100_00203_47200_5558.N1	11-MAR-2011 00:16:09	Bright	38.500	82	48Bet UMa	2.3650	10600.	77	47200	No
5	GOM_NL__2PRFIN20110311_001736_000000413100_00203_47200_5559.N1	11-MAR-2011 00:17:36	Bright	40.500	36	50Alp UMa	1.8000	6300.0	81	47200	No
6	GOM_NL__2PRFIN20110311_001941_000000473100_00203_47200_5560.N1	11-MAR-2011 00:19:41	Bright	47.000	32	77Eps UMa	1.7630	11000.	94	47200	No
7	GOM_NL__2PRFIN20110311_002445_000000413100_00203_47200_5561.N1	11-MAR-2011 00:24:45	Bright	41.000	60	7Bet UMi	2.0810	3950.0	82	47200	No
8	GOM_NL__2PRFIN20110311_002902_000000473100_00203_47200_5562.N1	11-MAR-2011 00:29:02	Bright	46.500	119	14Eta Dra	2.7270	4700.0	93	47200	No
9	GOM_NL__2PRFIN20110311_003440_000000493100_00203_47200_5563.N1	11-MAR-2011 00:34:40	Bright	48.500	69	33Gam Dra	2.2310	3800.0	97	47200	No
10	GOM_NL__2PRFIN20110311_003739_000000573100_00203_47200_5564.N1	11-MAR-2011 00:37:39	Bright	57.000	144	18Del Cyg	2.8600	11000.	114	47200	No
11	GOM_NL__2PRFIN20110311_003900_000000383100_00203_47200_5565.N1	11-MAR-2011 00:39:00	Bright	37.500	66	37Gam Cyg	2.2080	5900.0	75	47200	No
12	GOM_NL__2PRFIN20110311_004813_000000503100_00203_47200_5566.N1	11-MAR-2011 00:48:13	Twilight	50.000	168	17Zet Aql	2.9860	11000.	100	47200	No
13	GOM_NL__2PRFIN20110311_005824_000000463100_00203_47200_5567.N1	11-MAR-2011 00:58:24	Dark	45.500	155	41Pi Sgr	2.9000	6600.0	91	47200	No
14	GOM_NL__2PRFIN20110311_010022_000000463100_00203_47200_5568.N1	11-MAR-2011 01:00:22	Dark	46.000	57	34Sig Sgr	2.0660	26000.	92	47200	No
15	GOM_NL__2PRFIN20110311_010343_000000533100_00203_47200_5569.N1	11-MAR-2011 01:03:43	Dark	53.000	38	20Eps Sgr	1.8360	11000.	106	47200	No
16	GOM_NL__2PRFIN20110311_010705_000000503100_00203_47200_5570.N1	11-MAR-2011 01:07:05	Dark	50.000	25	35Lam Sco	1.6200	28000.	100	47200	No
17	GOM_NL__2PRFIN20110311_010858_000000433100_00204_47201_5556.N1	11-MAR-2011 01:08:58	Dark	43.000	147	Alp Ara	2.8770	26000.	86	47201	No
18	GOM_NL__2PRFIN20110311_011347_000000403100_00204_47201_5557.N1	11-MAR-2011 01:13:47	Dark	40.000	134	Bet TrA	2.8100	6600.0	80	47201	No
19	GOM_NL__2PRFIN20110311_011629_000000463100_00204_47201_5558.N1	11-MAR-2011 01:16:29	Dark	45.500	4	Alp1Cen	-0.010000	5800.0	91	47201	No
20	GOM_NL__2PRFIN20110311_011744_000000463100_00204_47201_5559.N1	11-MAR-2011 01:17:44	Dark	46.000	10	Bet Cen	0.61000	28000.	92	47201	No
21	GOM_NL__2PRFIN20110311_011944_000000423100_00204_47201_5560.N1	11-MAR-2011 01:19:44	Dark	42.000	77	Eps Cen	2.3030	28000.	84	47201	No
22	GOM_NL__2PRFIN20110311_012243_000000473100_00204_47201_5561.N1	11-MAR-2011 01:22:43	Straylight	46.500	64	Gam Cen	2.2000	10600.	93	47201	No
23	GOM_NL__2PRFIN20110311_012443_000000523100_00204_47201_5562.N1	11-MAR-2011 01:24:43	Straylight	51.500	123	lot Cen	2.7500	10200.	103	47201	No
24	GOM_NL__2PRFIN20110311_013053_000000403100_00204_47201_5563.N1	11-MAR-2011 01:30:53	Straylight	40.000	106	9Bet Crv	2.6480	5600.0	80	47201	No
25	GOM_NL__2PRFIN20110311_013322_000000523100_00204_47201_5564.N1	11-MAR-2011 01:33:22	Straylight	52.000	100	4Gam Crv	2.5800	13100.	104	47201	No
26	GOM_NL__2PRFIN20110311_014253_000000413100_00204_47201_5565.N1	11-MAR-2011 01:42:53	Bright	40.500	22	32Alp Leo	1.3600	15200.	81	47201	No
27	GOM_NL__2PRFIN20110311_014513_000000403100_00204_47201_5566.N1	11-MAR-2011 01:45:13	Bright	40.000	51	41Gam1Leo	2.0100	4500.0	80	47201	No
28	GOM_NL__2PRFIN20110311_015318_000000433100_00204_47201_5567.N1	11-MAR-2011 01:53:18	Bright	42.500	174	52Psi UMa	3.0040	4400.0	85	47201	No
29	GOM_NL__2PRFIN20110311_015623_000000583100_00204_47201_5568.N1	11-MAR-2011 01:56:23	Bright	58.000	82	48Bet UMa	2.3650	10600.	116	47201	No
30	GOM_NL__2PRFIN20110311_015749_000000573100_00204_47201_5569.N1	11-MAR-2011 01:57:49	Bright	57.000	36	50Alp UMa	1.8000	6300.0	114	47201	No
31	GOM_NL__2PRFIN20110311_015954_000000473100_00204_47201_5570.N1	11-MAR-2011 01:59:54	Bright	47.000	32	77Eps UMa	1.7630	11000.	94	47201	No
32	GOM_NL__2PRFIN20110311_020458_000000403100_00204_47201_5571.N1	11-MAR-2011 02:04:58	Bright	39.500	60	7Bet UMi	2.0810	3950.0	79	47201	No
33	GOM_NL__2PRFIN20110311_020916_000000483100_00204_47201_5572.N1	11-MAR-2011 02:09:16	Bright	48.000	119	14Eta Dra	2.7270	4700.0	96	47201	No
34	GOM_NL__2PRFIN20110311_021454_000000483100_00204_47201_5573.N1	11-MAR-2011 02:14:54	Bright	48.000	69	33Gam Dra	2.2310	3800.0	96	47201	No
35	GOM_NL__2PRFIN20110311_021753_000000373100_00204_47201_5574.N1	11-MAR-2011 02:17:53	Bright	37.000	144	18Del Cyg	2.8600	11000.	74	47201	No
36	GOM_NL__2PRFIN20110311_021914_000000353100_00204_47201_5575.N1	11-MAR-2011 02:19:14	Bright	35.000	66	37Gam Cyg	2.2080	5900.0	70	47201	No
37	GOM_NL__2PRFIN20110311_022828_000000513100_00204_47201_5576.N1	11-MAR-2011 02:28:28	Twilight	51.000	168	17Zet Aql	2.9860	11000.	102	47201	No
38	GOM_NL__2PRFIN20110311_024036_000000443100_00204_47201_5577.N1	11-MAR-2011 02:40:36	Dark	44.000	57	34Sig Sgr	2.0660	26000.	88	47201	No
39	GOM_NL__2PRFIN20110311_024358_000000513100_00204_47201_5578.N1	11-MAR-2011 02:43:58	Dark	50.500	38	20Eps Sgr	1.8360	11000.	101	47201	No
40	GOM_NL__2PRFIN20110311_024720_000000513100_00204_47201_5579.N1	11-MAR-2011 02:47:20	Dark	51.000	25	35Lam Sco	1.6200	28000.	102	47201	No
41	GOM_NL__2PRFIN20110311_024912_000000433100_00205_47202_5569.N1	11-MAR-2011 02:49:12	Dark	42.500	147	Alp Ara	2.8770	26000.	85	47202	No
42	GOM_NL__2PRFIN20110311_025402_000000393100_00205_47202_5570.N1	11-MAR-2011 02:54:02	Dark	38.500	134	Bet TrA	2.8100	6600.0	77	47202	No

43	GOM_NL__2PRFIN20110311_025644_000000463100_00205_47202_5571.N1	11-MAR-2011 02:56:44	Dark	45.500	4	Alp1Cen	-0.010000	5800.0	91	47202	No
44	GOM_NL__2PRFIN20110311_025759_000000463100_00205_47202_5572.N1	11-MAR-2011 02:57:59	Dark	45.500	10	Bet Cen	0.61000	28000.	91	47202	No
45	GOM_NL__2PRFIN20110311_025959_000000423100_00205_47202_5573.N1	11-MAR-2011 02:59:59	Dark	42.000	77	Eps Cen	2.3030	28000.	84	47202	No
46	GOM_NL__2PRFIN20110311_030258_000000443100_00205_47202_5574.N1	11-MAR-2011 03:02:58	Straylight	43.500	64	Gam Cen	2.2000	10600.	87	47202	No
47	GOM_NL__2PRFIN20110311_030457_000000533100_00205_47202_5575.N1	11-MAR-2011 03:04:57	Straylight	52.500	123	lot Cen	2.7500	10200.	105	47202	No
48	GOM_NL__2PRFIN20110311_031107_000000443100_00205_47202_5576.N1	11-MAR-2011 03:11:07	Straylight	44.000	106	9Bet Crv	2.6480	5600.0	88	47202	No
49	GOM_NL__2PRFIN20110311_031337_000000563100_00205_47202_5577.N1	11-MAR-2011 03:13:37	Straylight	56.000	100	4Gam Crv	2.5800	13100.	112	47202	No
50	GOM_NL__2PRFIN20110311_032307_000000413100_00205_47202_5578.N1	11-MAR-2011 03:23:07	Bright	40.500	22	32Alp Leo	1.3600	15200.	81	47202	No
51	GOM_NL__2PRFIN20110311_032527_000000413100_00205_47202_5579.N1	11-MAR-2011 03:25:27	Bright	40.500	51	41Gam1Leo	2.0100	4500.0	81	47202	No
52	GOM_NL__2PRFIN20110311_033332_000000433100_00205_47202_5580.N1	11-MAR-2011 03:33:32	Bright	42.500	174	52Psi UMa	3.0040	4400.0	85	47202	No
53	GOM_NL__2PRFIN20110311_033636_000000403100_00205_47202_5581.N1	11-MAR-2011 03:36:36	Bright	39.500	82	48Bet UMa	2.3650	10600.	79	47202	No
54	GOM_NL__2PRFIN20110311_033803_000000383100_00205_47202_5582.N1	11-MAR-2011 03:38:03	Bright	38.000	36	50Alp UMa	1.8000	6300.0	76	47202	No
55	GOM_NL__2PRFIN20110311_034007_000000473100_00205_47202_5583.N1	11-MAR-2011 03:40:07	Bright	47.000	32	77Eps UMa	1.7630	11000.	94	47202	No
56	GOM_NL__2PRFIN20110311_034512_000000383100_00205_47202_5584.N1	11-MAR-2011 03:45:12	Bright	37.500	60	7Bet UMi	2.0810	3950.0	75	47202	No
57	GOM_NL__2PRFIN20110311_034929_000000483100_00205_47202_5585.N1	11-MAR-2011 03:49:29	Bright	47.500	119	14Eta Dra	2.7270	4700.0	95	47202	No
58	GOM_NL__2PRFIN20110311_035508_000000513100_00205_47202_5586.N1	11-MAR-2011 03:55:08	Bright	50.500	69	33Gam Dra	2.2310	3800.0	101	47202	No
59	GOM_NL__2PRFIN20110311_035807_000000373100_00205_47202_5587.N1	11-MAR-2011 03:58:07	Bright	37.000	144	18Del Cyg	2.8600	11000.	74	47202	No
60	GOM_NL__2PRFIN20110311_035928_000000363100_00205_47202_5588.N1	11-MAR-2011 03:59:28	Bright	35.500	66	37Gam Cyg	2.2080	5900.0	71	47202	No
61	GOM_NL__2PRFIN20110311_040842_000000523100_00205_47202_5589.N1	11-MAR-2011 04:08:42	Tw_i_and_stray	51.500	168	17Zet Aql	2.9860	11000.	103	47202	No
62	GOM_NL__2PRFIN20110311_041854_000000423100_00205_47202_5590.N1	11-MAR-2011 04:18:54	Dark	42.000	155	41Pi Sgr	2.9000	6600.0	84	47202	No
63	GOM_NL__2PRFIN20110311_042051_000000473100_00205_47202_5591.N1	11-MAR-2011 04:20:51	Dark	46.500	57	34Sig Sgr	2.0660	26000.	93	47202	No
64	GOM_NL__2PRFIN20110311_042412_000000463100_00205_47202_5592.N1	11-MAR-2011 04:24:12	Dark	46.000	38	20Eps Sgr	1.8360	11000.	92	47202	No
65	GOM_NL__2PRFIN20110311_042735_000000493100_00205_47202_5593.N1	11-MAR-2011 04:27:35	Dark	49.000	25	35Lam Sco	1.6200	28000.	98	47202	No
66	GOM_NL__2PRFIN20110311_042927_000000423100_00206_47203_5583.N1	11-MAR-2011 04:29:27	Dark	42.000	147	Alp Ara	2.8770	26000.	84	47203	No
67	GOM_NL__2PRFIN20110311_043416_000000413100_00206_47203_5584.N1	11-MAR-2011 04:34:16	Dark	41.000	134	Bet TrA	2.8100	6600.0	82	47203	No
68	GOM_NL__2PRFIN20110311_043658_000000553100_00206_47203_5585.N1	11-MAR-2011 04:36:58	Dark	54.500	4	Alp1Cen	-0.010000	5800.0	109	47203	No
69	GOM_NL__2PRFIN20110311_043814_000000503100_00206_47203_5586.N1	11-MAR-2011 04:38:14	Dark	50.000	10	Bet Cen	0.61000	28000.	100	47203	No
70	GOM_NL__2PRFIN20110311_044013_000000433100_00206_47203_5587.N1	11-MAR-2011 04:40:13	Dark	42.500	77	Eps Cen	2.3030	28000.	85	47203	No
71	GOM_NL__2PRFIN20110311_044312_000000473100_00206_47203_5588.N1	11-MAR-2011 04:43:12	Straylight	46.500	64	Gam Cen	2.2000	10600.	93	47203	No
72	GOM_NL__2PRFIN20110311_044512_000000503100_00206_47203_5589.N1	11-MAR-2011 04:45:12	Straylight	49.500	123	lot Cen	2.7500	10200.	99	47203	No
73	GOM_NL__2PRFIN20110311_045122_000000443100_00206_47203_5590.N1	11-MAR-2011 04:51:22	Straylight	44.000	106	9Bet Crv	2.6480	5600.0	88	47203	No
74	GOM_NL__2PRFIN20110311_045351_000000543100_00206_47203_5591.N1	11-MAR-2011 04:53:51	Straylight	54.000	100	4Gam Crv	2.5800	13100.	108	47203	No
75	GOM_NL__2PRFIN20110311_050321_000000393100_00206_47203_5592.N1	11-MAR-2011 05:03:21	Bright	39.000	22	32Alp Leo	1.3600	15200.	78	47203	No
76	GOM_NL__2PRFIN20110311_050541_000000383100_00206_47203_5593.N1	11-MAR-2011 05:05:41	Bright	38.000	51	41Gam1Leo	2.0100	4500.0	76	47203	No
77	GOM_NL__2PRFIN20110311_051345_000000403100_00206_47203_5594.N1	11-MAR-2011 05:13:45	Bright	40.000	174	52Psi UMa	3.0040	4400.0	80	47203	No
78	GOM_NL__2PRFIN20110311_051650_000000413100_00206_47203_5595.N1	11-MAR-2011 05:16:50	Bright	40.500	82	48Bet UMa	2.3650	10600.	81	47203	No
79	GOM_NL__2PRFIN20110311_051817_000000423100_00206_47203_5596.N1	11-MAR-2011 05:18:17	Bright	41.500	36	50Alp UMa	1.8000	6300.0	83	47203	No
80	GOM_NL__2PRFIN20110311_052021_000000473100_00206_47203_5597.N1	11-MAR-2011 05:20:21	Bright	47.000	32	77Eps UMa	1.7630	11000.	94	47203	No
81	GOM_NL__2PRFIN20110311_052525_000000423100_00206_47203_5598.N1	11-MAR-2011 05:25:25	Bright	41.500	60	7Bet UMi	2.0810	3950.0	83	47203	No
82	GOM_NL__2PRFIN20110311_052943_000000483100_00206_47203_5599.N1	11-MAR-2011 05:29:43	Bright	48.000	119	14Eta Dra	2.7270	4700.0	96	47203	No
83	GOM_NL__2PRFIN20110311_053521_000000453100_00206_47203_5600.N1	11-MAR-2011 05:35:21	Bright	45.000	69	33Gam Dra	2.2310	3800.0	90	47203	No
84	GOM_NL__2PRFIN20110311_053821_000000383100_00206_47203_5601.N1	11-MAR-2011 05:38:21	Bright	38.000	144	18Del Cyg	2.8600	11000.	76	47203	No
85	GOM_NL__2PRFIN20110311_053942_000000383100_00206_47203_5602.N1	11-MAR-2011 05:39:42	Bright	38.000	66	37Gam Cyg	2.2080	5900.0	76	47203	No
86	GOM_NL__2PRFIN20110311_054857_000000473100_00206_47203_5603.N1	11-MAR-2011 05:48:57	Tw_i_and_stray	47.000	168	17Zet Aql	2.9860	11000.	94	47203	No
87	GOM_NL__2PRFIN20110311_055908_000000483100_00206_47203_5604.N1	11-MAR-2011 05:59:08	Dark	47.500	155	41Pi Sgr	2.9000	6600.0	95	47203	No
88	GOM_NL__2PRFIN20110311_060106_000000493100_00206_47203_5605.N1	11-MAR-2011 06:01:06	Dark	48.500	57	34Sig Sgr	2.0660	26000.	97	47203	No
89	GOM_NL__2PRFIN20110311_060427_000000463100_00206_47203_5606.N1	11-MAR-2011 06:04:27	Dark	46.000	38	20Eps Sgr	1.8360	11000.	92	47203	No
90	GOM_NL__2PRFIN20110311_060751_000000493100_00206_47203_5607.N1	11-MAR-2011 06:07:51	Dark	49.000	25	35Lam Sco	1.6200	28000.	98	47203	No
91	GOM_NL__2PRFIN20110311_061431_000000413100_00207_47204_5604.N1	11-MAR-2011 06:14:31	Dark	40.500	134	Bet TrA	2.8100	6600.0	81	47204	No
92	GOM_NL__2PRFIN20110311_061713_000000583100_00207_47204_5605.N1	11-MAR-2011 06:17:13	Dark	58.000	4	Alp1Cen	-0.010000	5800.0	116	47204	No
93	GOM_NL__2PRFIN20110311_061828_000000523100_00207_47204_5606.N1	11-MAR-2011 06:18:28	Dark	51.500	10	Bet Cen	0.61000	28000.	103	47204	No
94	GOM_NL__2PRFIN20110311_062028_000000433100_00207_47204_5607.N1	11-MAR-2011 06:20:28	Dark	43.000	77	Eps Cen	2.3030	28000.	86	47204	No
95	GOM_NL__2PRFIN20110311_062327_000000433100_00207_47204_5608.N1	11-MAR-2011 06:23:27	Straylight	43.000	64	Gam Cen	2.2000	10600.	86	47204	No
96	GOM_NL__2PRFIN20110311_062527_000000533100_00207_47204_5609.N1	11-MAR-2011 06:25:27	Straylight	53.000	123	lot Cen	2.7500	10200.	106	47204	No
97	GOM_NL__2PRFIN20110311_063136_000000493100_00207_47204_5610.N1	11-MAR-2011 06:31:36	Straylight	49.000	106	9Bet Crv	2.6480	5600.0	98	47204	No
98	GOM_NL__2PRFIN20110311_063405_000000553100_00207_47204_5611.N1	11-MAR-2011 06:34:05	Straylight	55.000	100	4Gam Crv	2.5800	13100.	110	47204	No
99	GOM_NL__2PRFIN20110311_064336_000000403100_00207_47204_5612.N1	11-MAR-2011 06:43:36	Bright	40.000	22	32Alp Leo	1.3600	15200.	80	47204	No
100	GOM_NL__2PRFIN20110311_064555_000000413100_00207_47204_5613.N1	11-MAR-2011 06:45:55	Bright	41.000	51	41Gam1Leo	2.0100	4500.0	82	47204	No
101	GOM_NL__2PRFIN20110311_065359_000000413100_00207_47204_5614.N1	11-MAR-2011 06:53:59	Bright	40.500	174	52Psi UMa	3.0040	4400.0	81	47204	No

102	GOM_NL__2PRFIN20110311_065704_000000393100_00207_47204_5615.N1	11-MAR-2011 06:57:04	Bright	38.500	82	48Bet UMa	2.3650	10600.	77	47204	No
103	GOM_NL__2PRFIN20110311_065831_000000413100_00207_47204_5616.N1	11-MAR-2011 06:58:31	Bright	40.500	36	50Alp UMa	1.8000	6300.0	81	47204	No
104	GOM_NL__2PRFIN20110311_070034_000000453100_00207_47204_5617.N1	11-MAR-2011 07:00:34	Bright	45.000	32	77Eps UMa	1.7630	11000.	90	47204	No
105	GOM_NL__2PRFIN20110311_070539_000000393100_00207_47204_5618.N1	11-MAR-2011 07:05:39	Bright	38.500	60	7Bet UMi	2.0810	3950.0	77	47204	No
106	GOM_NL__2PRFIN20110311_070956_000000483100_00207_47204_5619.N1	11-MAR-2011 07:09:56	Bright	48.000	119	14Eta Dra	2.7270	4700.0	96	47204	No
107	GOM_NL__2PRFIN20110311_071535_000000483100_00207_47204_5620.N1	11-MAR-2011 07:15:35	Bright	47.500	69	33Gam Dra	2.2310	3800.0	95	47204	No
108	GOM_NL__2PRFIN20110311_071835_000000393100_00207_47204_5621.N1	11-MAR-2011 07:18:35	Bright	38.500	144	18Del Cyg	2.8600	11000.	77	47204	No
109	GOM_NL__2PRFIN20110311_071956_000000373100_00207_47204_5622.N1	11-MAR-2011 07:19:56	Bright	36.500	66	37Gam Cyg	2.2080	5900.0	73	47204	No
110	GOM_NL__2PRFIN20110311_072911_000000483100_00207_47204_5623.N1	11-MAR-2011 07:29:11	Tw_i_and_stray	48.000	168	17Zet Aql	2.9860	11000.	96	47204	No
111	GOM_NL__2PRFIN20110311_073923_000000463100_00207_47204_5624.N1	11-MAR-2011 07:39:23	Dark	45.500	155	41Pi Sgr	2.9000	6600.0	91	47204	No
112	GOM_NL__2PRFIN20110311_074121_000000453100_00207_47204_5625.N1	11-MAR-2011 07:41:21	Dark	45.000	57	34Sig Sgr	2.0660	26000.	90	47204	No
113	GOM_NL__2PRFIN20110311_074442_000000493100_00207_47204_5626.N1	11-MAR-2011 07:44:42	Dark	48.500	38	20Eps Sgr	1.8360	11000.	97	47204	No
114	GOM_NL__2PRFIN20110311_074843_000000533100_00207_47204_5627.N1	11-MAR-2011 07:48:43	Dark	53.000	40	The Sco	1.8590	7100.0	106	47204	No
115	GOM_NL__2PRFIN20110311_075445_000000403100_00208_47205_5655.N1	11-MAR-2011 07:54:45	Dark	40.000	134	Bet TrA	2.8100	6600.0	80	47205	No
116	GOM_NL__2PRFIN20110311_075728_000000523100_00208_47205_5656.N1	11-MAR-2011 07:57:28	Dark	52.000	4	Alp1Cen	-0.010000	5800.0	104	47205	No
117	GOM_NL__2PRFIN20110311_075843_000000413100_00208_47205_5657.N1	11-MAR-2011 07:58:43	Dark	41.000	10	Bet Cen	0.61000	28000.	82	47205	No
118	GOM_NL__2PRFIN20110311_080043_000000453100_00208_47205_5658.N1	11-MAR-2011 08:00:43	Dark	44.500	77	Eps Cen	2.3030	28000.	89	47205	No
119	GOM_NL__2PRFIN20110311_080341_000000453100_00208_47205_5659.N1	11-MAR-2011 08:03:41	Straylight	44.500	64	Gam Cen	2.2000	10600.	89	47205	No
120	GOM_NL__2PRFIN20110311_080542_000000513100_00208_47205_5660.N1	11-MAR-2011 08:05:42	Straylight	51.000	123	lot Cen	2.7500	10200.	102	47205	No
121	GOM_NL__2PRFIN20110311_081150_000000493100_00208_47205_5661.N1	11-MAR-2011 08:11:50	Straylight	49.000	106	9Bet Crv	2.6480	5600.0	98	47205	No
122	GOM_NL__2PRFIN20110311_081419_000000553100_00208_47205_5662.N1	11-MAR-2011 08:14:19	Straylight	55.000	100	4Gam Crv	2.5800	13100.	110	47205	No
123	GOM_NL__2PRFIN20110311_082349_000000403100_00208_47205_5663.N1	11-MAR-2011 08:23:49	Bright	39.500	22	32Alp Leo	1.3600	15200.	79	47205	No
124	GOM_NL__2PRFIN20110311_082609_000000413100_00208_47205_5664.N1	11-MAR-2011 08:26:09	Bright	40.500	51	41Gam1Leo	2.0100	4500.0	81	47205	No
125	GOM_NL__2PRFIN20110311_083412_000000433100_00208_47205_5665.N1	11-MAR-2011 08:34:12	Bright	43.000	174	52Psi UMa	3.0040	4400.0	86	47205	No
126	GOM_NL__2PRFIN20110311_083717_000000393100_00208_47205_5666.N1	11-MAR-2011 08:37:17	Bright	39.000	82	48Bet UMa	2.3650	10600.	78	47205	No
127	GOM_NL__2PRFIN20110311_083845_000000393100_00208_47205_5667.N1	11-MAR-2011 08:38:45	Bright	38.500	36	50Alp UMa	1.8000	6300.0	77	47205	No
128	GOM_NL__2PRFIN20110311_084047_000000483100_00208_47205_5668.N1	11-MAR-2011 08:40:47	Bright	48.000	32	77Eps UMa	1.7630	11000.	96	47205	No
129	GOM_NL__2PRFIN20110311_084553_000000423100_00208_47205_5669.N1	11-MAR-2011 08:45:53	Bright	42.000	60	7Bet UMi	2.0810	3950.0	84	47205	No
130	GOM_NL__2PRFIN20110311_085009_000000503100_00208_47205_5670.N1	11-MAR-2011 08:50:09	Bright	49.500	119	14Eta Dra	2.7270	4700.0	99	47205	No
131	GOM_NL__2PRFIN20110311_085549_000000503100_00208_47205_5671.N1	11-MAR-2011 08:55:49	Bright	50.000	69	33Gam Dra	2.2310	3800.0	100	47205	No
132	GOM_NL__2PRFIN20110311_085849_000000573100_00208_47205_5672.N1	11-MAR-2011 08:58:49	Bright	57.000	144	18Del Cyg	2.8600	11000.	114	47205	No
133	GOM_NL__2PRFIN20110311_090010_000000383100_00208_47205_5673.N1	11-MAR-2011 09:00:10	Bright	37.500	66	37Gam Cyg	2.2080	5900.0	75	47205	No
134	GOM_NL__2PRFIN20110311_090926_000000513100_00208_47205_5674.N1	11-MAR-2011 09:09:26	Tw_i_and_stray	51.000	168	17Zet Aql	2.9860	11000.	102	47205	No
135	GOM_NL__2PRFIN20110311_091938_000000473100_00208_47205_5675.N1	11-MAR-2011 09:19:38	Dark	47.000	155	41Pi Sgr	2.9000	6600.0	94	47205	No
136	GOM_NL__2PRFIN20110311_092136_000000493100_00208_47205_5676.N1	11-MAR-2011 09:21:36	Dark	49.000	57	34Sig Sgr	2.0660	26000.	98	47205	No
137	GOM_NL__2PRFIN20110311_092457_000000473100_00208_47205_5677.N1	11-MAR-2011 09:24:57	Dark	47.000	38	20Eps Sgr	1.8360	11000.	94	47205	No
138	GOM_NL__2PRFIN20110311_092858_000000553100_00208_47205_5678.N1	11-MAR-2011 09:28:58	Dark	54.500	40	The Sco	1.8590	7100.0	109	47205	No
139	GOM_NL__2PRFIN20110311_093500_000000403100_00209_47206_5685.N1	11-MAR-2011 09:35:00	Dark	39.500	134	Bet TrA	2.8100	6600.0	79	47206	No
140	GOM_NL__2PRFIN20110311_093742_000000493100_00209_47206_5686.N1	11-MAR-2011 09:37:42	Dark	48.500	4	Alp1Cen	-0.010000	5800.0	97	47206	No
141	GOM_NL__2PRFIN20110311_093857_000000513100_00209_47206_5687.N1	11-MAR-2011 09:38:57	Dark	51.000	10	Bet Cen	0.61000	28000.	102	47206	No
142	GOM_NL__2PRFIN20110311_094057_000000443100_00209_47206_5688.N1	11-MAR-2011 09:40:57	Dark	44.000	77	Eps Cen	2.3030	28000.	88	47206	No
143	GOM_NL__2PRFIN20110311_094356_000000473100_00209_47206_5689.N1	11-MAR-2011 09:43:56	Straylight	47.000	64	Gam Cen	2.2000	10600.	94	47206	No
144	GOM_NL__2PRFIN20110311_094556_000000543100_00209_47206_5690.N1	11-MAR-2011 09:45:56	Straylight	53.500	123	lot Cen	2.7500	10200.	107	47206	No
145	GOM_NL__2PRFIN20110311_095204_000000543100_00209_47206_5691.N1	11-MAR-2011 09:52:04	Straylight	54.000	106	9Bet Crv	2.6480	5600.0	108	47206	No
146	GOM_NL__2PRFIN20110311_095433_000000563100_00209_47206_5692.N1	11-MAR-2011 09:54:33	Straylight	55.500	100	4Gam Crv	2.5800	13100.	111	47206	No
147	GOM_NL__2PRFIN20110311_100403_000000393100_00209_47206_5693.N1	11-MAR-2011 10:04:03	Bright	39.000	22	32Alp Leo	1.3600	15200.	78	47206	No
148	GOM_NL__2PRFIN20110311_100623_000000403100_00209_47206_5694.N1	11-MAR-2011 10:06:23	Bright	39.500	51	41Gam1Leo	2.0100	4500.0	79	47206	No
149	GOM_NL__2PRFIN20110311_101426_000000423100_00209_47206_5695.N1	11-MAR-2011 10:14:26	Bright	41.500	174	52Psi UMa	3.0040	4400.0	83	47206	No
150	GOM_NL__2PRFIN20110311_101731_000000403100_00209_47206_5696.N1	11-MAR-2011 10:17:31	Bright	39.500	82	48Bet UMa	2.3650	10600.	79	47206	No
151	GOM_NL__2PRFIN20110311_101858_000000393100_00209_47206_5697.N1	11-MAR-2011 10:18:58	Bright	38.500	36	50Alp UMa	1.8000	6300.0	77	47206	No
152	GOM_NL__2PRFIN20110311_102101_000000473100_00209_47206_5698.N1	11-MAR-2011 10:21:01	Bright	47.000	32	77Eps UMa	1.7630	11000.	94	47206	No
153	GOM_NL__2PRFIN20110311_102607_000000423100_00209_47206_5699.N1	11-MAR-2011 10:26:07	Bright	42.000	60	7Bet UMi	2.0810	3950.0	84	47206	No
154	GOM_NL__2PRFIN20110311_103023_000000483100_00209_47206_5700.N1	11-MAR-2011 10:30:23	Bright	48.000	119	14Eta Dra	2.7270	4700.0	96	47206	No
155	GOM_NL__2PRFIN20110311_103602_000000523100_00209_47206_5701.N1	11-MAR-2011 10:36:02	Bright	51.500	69	33Gam Dra	2.2310	3800.0	103	47206	No
156	GOM_NL__2PRFIN20110311_103903_000000393100_00209_47206_5702.N1	11-MAR-2011 10:39:03	Bright	38.500	144	18Del Cyg	2.8600	11000.	77	47206	No
157	GOM_NL__2PRFIN20110311_104024_000000363100_00209_47206_5703.N1	11-MAR-2011 10:40:24	Bright	36.000	66	37Gam Cyg	2.2080	5900.0	72	47206	No
158	GOM_NL__2PRFIN20110311_104940_000000493100_00209_47206_5704.N1	11-MAR-2011 10:49:40	Tw_i_and_stray	49.000	168	17Zet Aql	2.9860	11000.	98	47206	No
159	GOM_NL__2PRFIN20110311_105952_000000473100_00209_47206_5705.N1	11-MAR-2011 10:59:52	Dark	46.500	155	41Pi Sgr	2.9000	6600.0	93	47206	No
160	GOM_NL__2PRFIN20110311_110150_000000483100_00209_47206_5706.N1	11-MAR-2011 11:01:50	Dark	47.500	57	34Sig Sgr	2.0660	26000.	95	47206	No

161	GOM_NL__2PRFIN20110311_110512_000000473100_00209_47206_5707.N1	11-MAR-2011 11:05:12	Dark	47.000	38	20Eps Sgr	1.8360	11000.	94	47206	No
162	GOM_NL__2PRFIN20110311_110836_000000493100_00209_47206_5708.N1	11-MAR-2011 11:08:36	Dark	48.500	25	35Lam Sco	1.6200	28000.	97	47206	No
163	GOM_NL__2PRFIN20110311_111514_000000393100_00210_47207_5715.N1	11-MAR-2011 11:15:14	Dark	38.500	134	Bet TrA	2.8100	6600.0	77	47207	No
164	GOM_NL__2PRFIN20110311_111756_000000583100_00210_47207_5716.N1	11-MAR-2011 11:17:56	Dark	58.000	4	Alp1Cen	-0.010000	5800.0	116	47207	No
165	GOM_NL__2PRFIN20110311_111912_000000523100_00210_47207_5717.N1	11-MAR-2011 11:19:12	Dark	52.000	10	Bet Cen	0.61000	28000.	104	47207	No
166	GOM_NL__2PRFIN20110311_112112_000000433100_00210_47207_5718.N1	11-MAR-2011 11:21:12	Dark	43.000	77	Eps Cen	2.3030	28000.	86	47207	No
167	GOM_NL__2PRFIN20110311_112410_000000503100_00210_47207_5719.N1	11-MAR-2011 11:24:10	Straylight	50.000	64	Gam Cen	2.2000	10600.	100	47207	No
168	GOM_NL__2PRFIN20110311_112611_000000513100_00210_47207_5720.N1	11-MAR-2011 11:26:11	Straylight	50.500	123	lot Cen	2.7500	10200.	101	47207	No
169	GOM_NL__2PRFIN20110311_113218_000000543100_00210_47207_5721.N1	11-MAR-2011 11:32:18	Straylight	54.000	106	9Bet Crv	2.6480	5600.0	108	47207	No
170	GOM_NL__2PRFIN20110311_113448_000000523100_00210_47207_5722.N1	11-MAR-2011 11:34:48	Straylight	52.000	100	4Gam Crv	2.5800	13100.	104	47207	No
171	GOM_NL__2PRFIN20110311_114417_000000403100_00210_47207_5723.N1	11-MAR-2011 11:44:17	Bright	39.500	22	32Alp Leo	1.3600	15200.	79	47207	No
172	GOM_NL__2PRFIN20110311_114637_000000403100_00210_47207_5724.N1	11-MAR-2011 11:46:37	Bright	40.000	51	41Gam1Leo	2.0100	4500.0	80	47207	No
173	GOM_NL__2PRFIN20110311_115440_000000433100_00210_47207_5725.N1	11-MAR-2011 11:54:40	Bright	42.500	174	52Psi UMa	3.0040	4400.0	85	47207	No
174	GOM_NL__2PRFIN20110311_115744_000000403100_00210_47207_5726.N1	11-MAR-2011 11:57:44	Bright	39.500	82	48Bet UMa	2.3650	10600.	79	47207	No
175	GOM_NL__2PRFIN20110311_115912_000000413100_00210_47207_5727.N1	11-MAR-2011 11:59:12	Bright	40.500	36	50Alp UMa	1.8000	6300.0	81	47207	No
176	GOM_NL__2PRFIN20110311_120114_000000493100_00210_47207_5728.N1	11-MAR-2011 12:01:14	Bright	48.500	32	77Eps UMa	1.7630	11000.	97	47207	No
177	GOM_NL__2PRFIN20110311_120620_000000373100_00210_47207_5729.N1	11-MAR-2011 12:06:20	Bright	37.000	60	7Bet UMi	2.0810	3950.0	74	47207	No
178	GOM_NL__2PRFIN20110311_121036_000000463100_00210_47207_5730.N1	11-MAR-2011 12:10:36	Bright	46.000	119	14Eta Dra	2.7270	4700.0	92	47207	No
179	GOM_NL__2PRFIN20110311_121616_000000453100_00210_47207_5731.N1	11-MAR-2011 12:16:16	Bright	44.500	69	33Gam Dra	2.2310	3800.0	89	47207	No
180	GOM_NL__2PRFIN20110311_121917_000000373100_00210_47207_5732.N1	11-MAR-2011 12:19:17	Bright	36.500	144	18Del Cyg	2.8600	11000.	73	47207	No
181	GOM_NL__2PRFIN20110311_122038_000000353100_00210_47207_5733.N1	11-MAR-2011 12:20:38	Bright	35.000	66	37Gam Cyg	2.2080	5900.0	70	47207	No
182	GOM_NL__2PRFIN20110311_122954_000000473100_00210_47207_5734.N1	11-MAR-2011 12:29:54	Tw_i_and_stray	47.000	168	17Zet Aql	2.9860	11000.	94	47207	No
183	GOM_NL__2PRFIN20110311_124007_000000443100_00210_47207_5735.N1	11-MAR-2011 12:40:07	Dark	43.500	155	41Pi Sgr	2.9000	6600.0	87	47207	No
184	GOM_NL__2PRFIN20110311_124205_000000463100_00210_47207_5736.N1	11-MAR-2011 12:42:05	Dark	45.500	57	34Sig Sgr	2.0660	26000.	91	47207	No
185	GOM_NL__2PRFIN20110311_124526_000000463100_00210_47207_5737.N1	11-MAR-2011 12:45:26	Dark	45.500	38	20Eps Sgr	1.8360	11000.	91	47207	No
186	GOM_NL__2PRFIN20110311_124851_000000583100_00210_47207_5738.N1	11-MAR-2011 12:48:51	Dark	57.500	25	35Lam Sco	1.6200	28000.	115	47207	No
187	GOM_NL__2PRFIN20110311_125041_000000443100_00211_47208_5767.N1	11-MAR-2011 12:50:41	Dark	43.500	147	Alp Ara	2.8770	26000.	87	47208	No
188	GOM_NL__2PRFIN20110311_125529_000000403100_00211_47208_5768.N1	11-MAR-2011 12:55:29	Dark	39.500	134	Bet TrA	2.8100	6600.0	79	47208	No
189	GOM_NL__2PRFIN20110311_125811_000000443100_00211_47208_5769.N1	11-MAR-2011 12:58:11	Dark	44.000	4	Alp1Cen	-0.010000	5800.0	88	47208	No
190	GOM_NL__2PRFIN20110311_125926_000000503100_00211_47208_5770.N1	11-MAR-2011 12:59:26	Dark	49.500	10	Bet Cen	0.61000	28000.	99	47208	No
191	GOM_NL__2PRFIN20110311_130126_000000443100_00211_47208_5771.N1	11-MAR-2011 13:01:26	Dark	43.500	77	Eps Cen	2.3030	28000.	87	47208	No
192	GOM_NL__2PRFIN20110311_130425_000000433100_00211_47208_5772.N1	11-MAR-2011 13:04:25	Straylight	42.500	64	Gam Cen	2.2000	10600.	85	47208	No
193	GOM_NL__2PRFIN20110311_130625_000000543100_00211_47208_5773.N1	11-MAR-2011 13:06:25	Straylight	53.500	123	lot Cen	2.7500	10200.	107	47208	No
194	GOM_NL__2PRFIN20110311_131233_000000583100_00211_47208_5774.N1	11-MAR-2011 13:12:33	Straylight	57.500	106	9Bet Crv	2.6480	5600.0	115	47208	No
195	GOM_NL__2PRFIN20110311_131501_000000543100_00211_47208_5775.N1	11-MAR-2011 13:15:01	Straylight	53.500	100	4Gam Crv	2.5800	13100.	107	47208	No
196	GOM_NL__2PRFIN20110311_132431_000000373100_00211_47208_5776.N1	11-MAR-2011 13:24:31	Bright	37.000	22	32Alp Leo	1.3600	15200.	74	47208	No
197	GOM_NL__2PRFIN20110311_132651_000000393100_00211_47208_5777.N1	11-MAR-2011 13:26:51	Bright	38.500	51	41Gam1Leo	2.0100	4500.0	77	47208	No
198	GOM_NL__2PRFIN20110311_133453_000000413100_00211_47208_5778.N1	11-MAR-2011 13:34:53	Bright	40.500	174	52Psi UMa	3.0040	4400.0	81	47208	No
199	GOM_NL__2PRFIN20110311_133758_000000383100_00211_47208_5779.N1	11-MAR-2011 13:37:58	Bright	38.000	82	48Bet UMa	2.3650	10600.	76	47208	No
200	GOM_NL__2PRFIN20110311_133926_000000413100_00211_47208_5780.N1	11-MAR-2011 13:39:26	Bright	40.500	36	50Alp UMa	1.8000	6300.0	81	47208	No
201	GOM_NL__2PRFIN20110311_134127_000000473100_00211_47208_5781.N1	11-MAR-2011 13:41:27	Bright	46.500	32	77Eps UMa	1.7630	11000.	93	47208	No
202	GOM_NL__2PRFIN20110311_134634_000000383100_00211_47208_5782.N1	11-MAR-2011 13:46:34	Bright	37.500	60	7Bet UMi	2.0810	3950.0	75	47208	No
203	GOM_NL__2PRFIN20110311_135050_000000483100_00211_47208_5783.N1	11-MAR-2011 13:50:50	Bright	48.000	119	14Eta Dra	2.7270	4700.0	96	47208	No
204	GOM_NL__2PRFIN20110311_135630_000000503100_00211_47208_5784.N1	11-MAR-2011 13:56:30	Bright	50.000	69	33Gam Dra	2.2310	3800.0	100	47208	No
205	GOM_NL__2PRFIN20110311_135931_000000383100_00211_47208_5785.N1	11-MAR-2011 13:59:31	Bright	37.500	144	18Del Cyg	2.8600	11000.	75	47208	No
206	GOM_NL__2PRFIN20110311_140052_000000373100_00211_47208_5786.N1	11-MAR-2011 14:00:52	Bright	37.000	66	37Gam Cyg	2.2080	5900.0	74	47208	No
207	GOM_NL__2PRFIN20110311_141009_000000503100_00211_47208_5787.N1	11-MAR-2011 14:10:09	Tw_i_and_stray	50.000	168	17Zet Aql	2.9860	11000.	100	47208	No
208	GOM_NL__2PRFIN20110311_142022_000000443100_00211_47208_5788.N1	11-MAR-2011 14:20:22	Dark	44.000	155	41Pi Sgr	2.9000	6600.0	88	47208	No
209	GOM_NL__2PRFIN20110311_142220_000000443100_00211_47208_5789.N1	11-MAR-2011 14:22:20	Dark	44.000	57	34Sig Sgr	2.0660	26000.	88	47208	No
210	GOM_NL__2PRFIN20110311_142541_000000463100_00211_47208_5790.N1	11-MAR-2011 14:25:41	Dark	46.000	38	20Eps Sgr	1.8360	11000.	92	47208	No
211	GOM_NL__2PRFIN20110311_142906_000000493100_00211_47208_5791.N1	11-MAR-2011 14:29:06	Dark	48.500	25	35Lam Sco	1.6200	28000.	97	47208	No
212	GOM_NL__2PRFIN20110311_143055_000000433100_00212_47209_5780.N1	11-MAR-2011 14:30:55	Dark	42.500	147	Alp Ara	2.8770	26000.	85	47209	No
213	GOM_NL__2PRFIN20110311_143543_000000423100_00212_47209_5781.N1	11-MAR-2011 14:35:43	Dark	41.500	134	Bet TrA	2.8100	6600.0	83	47209	No
214	GOM_NL__2PRFIN20110311_143826_000000473100_00212_47209_5782.N1	11-MAR-2011 14:38:26	Dark	46.500	4	Alp1Cen	-0.010000	5800.0	93	47209	No
215	GOM_NL__2PRFIN20110311_143941_000000483100_00212_47209_5783.N1	11-MAR-2011 14:39:41	Dark	48.000	10	Bet Cen	0.61000	28000.	96	47209	No
216	GOM_NL__2PRFIN20110311_144141_000000413100_00212_47209_5784.N1	11-MAR-2011 14:41:41	Dark	41.000	77	Eps Cen	2.3030	28000.	82	47209	No
217	GOM_NL__2PRFIN20110311_144439_000000423100_00212_47209_5785.N1	11-MAR-2011 14:44:39	Straylight	42.000	64	Gam Cen	2.2000	10600.	84	47209	No
218	GOM_NL__2PRFIN20110311_144640_000000533100_00212_47209_5786.N1	11-MAR-2011 14:46:40	Straylight	53.000	123	lot Cen	2.7500	10200.	106	47209	No
219	GOM_NL__2PRFIN20110311_145247_000000573100_00212_47209_5787.N1	11-MAR-2011 14:52:47	Straylight	57.000	106	9Bet Crv	2.6480	5600.0	114	47209	No

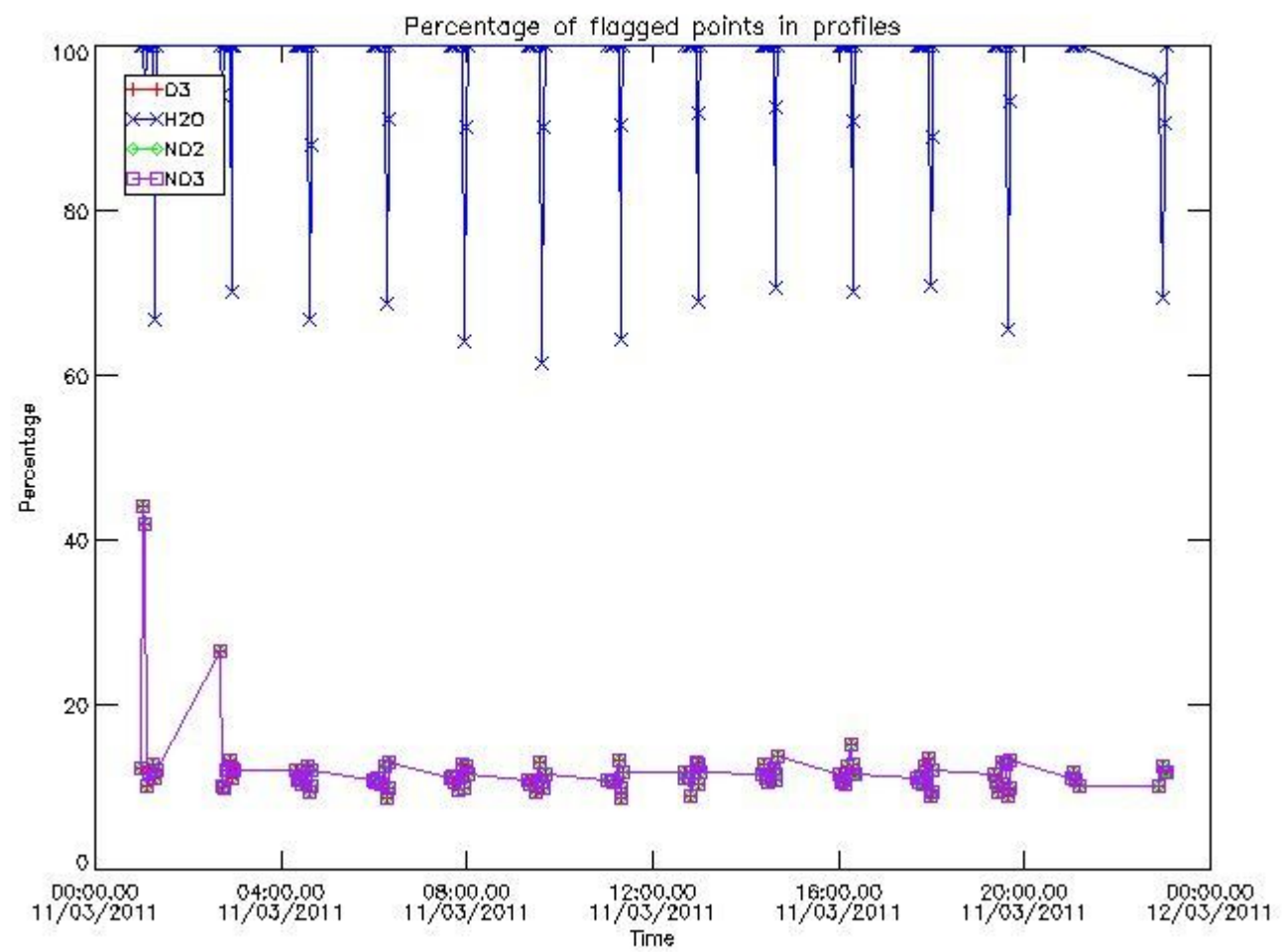
220	GOM_NL__2PRFIN20110311_145516_000000543100_00212_47209_5788.N1	11-MAR-2011 14:55:16	Straylight	53.500	100	4Gam Crv	2.5800	13100.	107	47209	No
221	GOM_NL__2PRFIN20110311_150445_000000443100_00212_47209_5789.N1	11-MAR-2011 15:04:45	Bright	44.000	22	32Alp Leo	1.3600	15200.	88	47209	No
222	GOM_NL__2PRFIN20110311_150705_000000393100_00212_47209_5790.N1	11-MAR-2011 15:07:05	Bright	39.000	51	41Gam1Leo	2.0100	4500.0	78	47209	No
223	GOM_NL__2PRFIN20110311_151507_000000433100_00212_47209_5791.N1	11-MAR-2011 15:15:07	Bright	42.500	174	52Psi UMa	3.0040	4400.0	85	47209	No
224	GOM_NL__2PRFIN20110311_151812_000000403100_00212_47209_5792.N1	11-MAR-2011 15:18:12	Bright	39.500	82	48Bet UMa	2.3650	10600.	79	47209	No
225	GOM_NL__2PRFIN20110311_151939_000000413100_00212_47209_5793.N1	11-MAR-2011 15:19:39	Bright	41.000	36	50Alp UMa	1.8000	6300.0	82	47209	No
226	GOM_NL__2PRFIN20110311_152140_000000473100_00212_47209_5794.N1	11-MAR-2011 15:21:40	Bright	47.000	32	77Eps UMa	1.7630	11000.	94	47209	No
227	GOM_NL__2PRFIN20110311_152647_000000423100_00212_47209_5795.N1	11-MAR-2011 15:26:47	Bright	42.000	60	7Bet UMi	2.0810	3950.0	84	47209	No
228	GOM_NL__2PRFIN20110311_153103_000000483100_00212_47209_5796.N1	11-MAR-2011 15:31:03	Bright	48.000	119	14Eta Dra	2.7270	4700.0	96	47209	No
229	GOM_NL__2PRFIN20110311_153644_000000453100_00212_47209_5797.N1	11-MAR-2011 15:36:44	Bright	45.000	69	33Gam Dra	2.2310	3800.0	90	47209	No
230	GOM_NL__2PRFIN20110311_153945_000000373100_00212_47209_5798.N1	11-MAR-2011 15:39:45	Bright	36.500	144	18Del Cyg	2.8600	11000.	73	47209	No
231	GOM_NL__2PRFIN20110311_154107_000000353100_00212_47209_5799.N1	11-MAR-2011 15:41:07	Bright	35.000	66	37Gam Cyg	2.2080	5900.0	70	47209	No
232	GOM_NL__2PRFIN20110311_155023_000000523100_00212_47209_5800.N1	11-MAR-2011 15:50:23	Tw_i_and_stray	52.000	168	17Zet Aql	2.9860	11000.	104	47209	No
233	GOM_NL__2PRFIN20110311_160037_000000493100_00212_47209_5801.N1	11-MAR-2011 16:00:37	Dark	48.500	155	41Pi Sgr	2.9000	6600.0	97	47209	No
234	GOM_NL__2PRFIN20110311_160234_000000493100_00212_47209_5802.N1	11-MAR-2011 16:02:34	Dark	48.500	57	34Sig Sgr	2.0660	26000.	97	47209	No
235	GOM_NL__2PRFIN20110311_160556_000000473100_00212_47209_5803.N1	11-MAR-2011 16:05:56	Dark	47.000	38	20Eps Sgr	1.8360	11000.	94	47209	No
236	GOM_NL__2PRFIN20110311_160921_000000503100_00212_47209_5804.N1	11-MAR-2011 16:09:21	Dark	49.500	25	35Lam Sco	1.6200	28000.	99	47209	No
237	GOM_NL__2PRFIN20110311_161110_000000413100_00213_47210_5824.N1	11-MAR-2011 16:11:10	Dark	41.000	147	Alp Ara	2.8770	26000.	82	47210	No
238	GOM_NL__2PRFIN20110311_161558_000000403100_00213_47210_5825.N1	11-MAR-2011 16:15:58	Dark	40.000	134	Bet TrA	2.8100	6600.0	80	47210	No
239	GOM_NL__2PRFIN20110311_161840_000000443100_00213_47210_5826.N1	11-MAR-2011 16:18:40	Dark	44.000	4	Alp1Cen	-0.010000	5800.0	88	47210	No
240	GOM_NL__2PRFIN20110311_161955_000000443100_00213_47210_5827.N1	11-MAR-2011 16:19:55	Dark	44.000	10	Bet Cen	0.61000	28000.	88	47210	No
241	GOM_NL__2PRFIN20110311_162155_000000443100_00213_47210_5828.N1	11-MAR-2011 16:21:55	Dark	44.000	77	Eps Cen	2.3030	28000.	88	47210	No
242	GOM_NL__2PRFIN20110311_162454_000000483100_00213_47210_5829.N1	11-MAR-2011 16:24:54	Straylight	48.000	64	Gam Cen	2.2000	10600.	96	47210	No
243	GOM_NL__2PRFIN20110311_162655_000000513100_00213_47210_5830.N1	11-MAR-2011 16:26:55	Straylight	50.500	123	Iot Cen	2.7500	10200.	101	47210	No
244	GOM_NL__2PRFIN20110311_163301_000000583100_00213_47210_5831.N1	11-MAR-2011 16:33:01	Straylight	57.500	106	9Bet Crv	2.6480	5600.0	115	47210	No
245	GOM_NL__2PRFIN20110311_163530_000000573100_00213_47210_5832.N1	11-MAR-2011 16:35:30	Straylight	56.500	100	4Gam Crv	2.5800	13100.	113	47210	No
246	GOM_NL__2PRFIN20110311_164459_000000393100_00213_47210_5833.N1	11-MAR-2011 16:44:59	Bright	39.000	22	32Alp Leo	1.3600	15200.	78	47210	No
247	GOM_NL__2PRFIN20110311_164719_000000393100_00213_47210_5834.N1	11-MAR-2011 16:47:19	Bright	39.000	51	41Gam1Leo	2.0100	4500.0	78	47210	No
248	GOM_NL__2PRFIN20110311_165520_000000423100_00213_47210_5835.N1	11-MAR-2011 16:55:20	Bright	42.000	174	52Psi UMa	3.0040	4400.0	84	47210	No
249	GOM_NL__2PRFIN20110311_165826_000000393100_00213_47210_5836.N1	11-MAR-2011 16:58:26	Bright	39.000	82	48Bet UMa	2.3650	10600.	78	47210	No
250	GOM_NL__2PRFIN20110311_165953_000000403100_00213_47210_5837.N1	11-MAR-2011 16:59:53	Bright	40.000	36	50Alp UMa	1.8000	6300.0	80	47210	No
251	GOM_NL__2PRFIN20110311_170153_000000483100_00213_47210_5838.N1	11-MAR-2011 17:01:53	Bright	47.500	32	77Eps UMa	1.7630	11000.	95	47210	No
252	GOM_NL__2PRFIN20110311_170701_000000423100_00213_47210_5839.N1	11-MAR-2011 17:07:01	Bright	41.500	60	7Bet UMi	2.0810	3950.0	83	47210	No
253	GOM_NL__2PRFIN20110311_171117_000000483100_00213_47210_5840.N1	11-MAR-2011 17:11:17	Bright	47.500	119	14Eta Dra	2.7270	4700.0	95	47210	No
254	GOM_NL__2PRFIN20110311_171657_000000493100_00213_47210_5841.N1	11-MAR-2011 17:16:57	Bright	48.500	69	33Gam Dra	2.2310	3800.0	97	47210	No
255	GOM_NL__2PRFIN20110311_171959_000000393100_00213_47210_5842.N1	11-MAR-2011 17:19:59	Bright	39.000	144	18Del Cyg	2.8600	11000.	78	47210	No
256	GOM_NL__2PRFIN20110311_172121_000000363100_00213_47210_5843.N1	11-MAR-2011 17:21:21	Bright	36.000	66	37Gam Cyg	2.2080	5900.0	72	47210	No
257	GOM_NL__2PRFIN20110311_173038_000000503100_00213_47210_5844.N1	11-MAR-2011 17:30:38	Tw_i_and_stray	49.500	168	17Zet Aql	2.9860	11000.	99	47210	No
258	GOM_NL__2PRFIN20110311_174051_000000463100_00213_47210_5845.N1	11-MAR-2011 17:40:51	Dark	46.000	155	41Pi Sgr	2.9000	6600.0	92	47210	No
259	GOM_NL__2PRFIN20110311_174249_000000493100_00213_47210_5846.N1	11-MAR-2011 17:42:49	Dark	48.500	57	34Sig Sgr	2.0660	26000.	97	47210	No
260	GOM_NL__2PRFIN20110311_174611_000000453100_00213_47210_5847.N1	11-MAR-2011 17:46:11	Dark	45.000	38	20Eps Sgr	1.8360	11000.	90	47210	No
261	GOM_NL__2PRFIN20110311_174936_000000493100_00213_47210_5848.N1	11-MAR-2011 17:49:36	Dark	49.000	25	35Lam Sco	1.6200	28000.	98	47210	No
262	GOM_NL__2PRFIN20110311_175125_000000413100_00214_47211_5851.N1	11-MAR-2011 17:51:25	Dark	41.000	147	Alp Ara	2.8770	26000.	82	47211	No
263	GOM_NL__2PRFIN20110311_175613_000000383100_00214_47211_5852.N1	11-MAR-2011 17:56:13	Dark	37.500	134	Bet TrA	2.8100	6600.0	75	47211	No
264	GOM_NL__2PRFIN20110311_175855_000000573100_00214_47211_5853.N1	11-MAR-2011 17:58:55	Dark	57.000	4	Alp1Cen	-0.010000	5800.0	114	47211	No
265	GOM_NL__2PRFIN20110311_180010_000000543100_00214_47211_5854.N1	11-MAR-2011 18:00:10	Dark	54.000	10	Bet Cen	0.61000	28000.	108	47211	No
266	GOM_NL__2PRFIN20110311_180210_000000433100_00214_47211_5855.N1	11-MAR-2011 18:02:10	Dark	42.500	77	Eps Cen	2.3030	28000.	85	47211	No
267	GOM_NL__2PRFIN20110311_180508_000000433100_00214_47211_5856.N1	11-MAR-2011 18:05:08	Straylight	42.500	64	Gam Cen	2.2000	10600.	85	47211	No
268	GOM_NL__2PRFIN20110311_180709_000000563100_00214_47211_5857.N1	11-MAR-2011 18:07:09	Straylight	55.500	123	Iot Cen	2.7500	10200.	111	47211	No
269	GOM_NL__2PRFIN20110311_181316_000000583100_00214_47211_5858.N1	11-MAR-2011 18:13:16	Straylight	57.500	106	9Bet Crv	2.6480	5600.0	115	47211	No
270	GOM_NL__2PRFIN20110311_181544_000000573100_00214_47211_5859.N1	11-MAR-2011 18:15:44	Straylight	56.500	100	4Gam Crv	2.5800	13100.	113	47211	No
271	GOM_NL__2PRFIN20110311_182513_000000393100_00214_47211_5860.N1	11-MAR-2011 18:25:13	Bright	38.500	22	32Alp Leo	1.3600	15200.	77	47211	No
272	GOM_NL__2PRFIN20110311_182732_000000403100_00214_47211_5861.N1	11-MAR-2011 18:27:32	Bright	40.000	51	41Gam1Leo	2.0100	4500.0	80	47211	No
273	GOM_NL__2PRFIN20110311_183534_000000423100_00214_47211_5862.N1	11-MAR-2011 18:35:34	Bright	41.500	174	52Psi UMa	3.0040	4400.0	83	47211	No
274	GOM_NL__2PRFIN20110311_183839_000000403100_00214_47211_5863.N1	11-MAR-2011 18:38:39	Bright	40.000	82	48Bet UMa	2.3650	10600.	80	47211	No
275	GOM_NL__2PRFIN20110311_184007_000000413100_00214_47211_5864.N1	11-MAR-2011 18:40:07	Bright	40.500	36	50Alp UMa	1.8000	6300.0	81	47211	No
276	GOM_NL__2PRFIN20110311_184207_000000623100_00214_47211_5865.N1	11-MAR-2011 18:42:07	Bright	62.000	32	77Eps UMa	1.7630	11000.	124	47211	No
277	GOM_NL__2PRFIN20110311_184715_000000433100_00214_47211_5866.N1	11-MAR-2011 18:47:15	Bright	43.000	60	7Bet UMi	2.0810	3950.0	86	47211	No
278	GOM_NL__2PRFIN20110311_185130_000000493100_00214_47211_5867.N1	11-MAR-2011 18:51:30	Bright	49.000	119	14Eta Dra	2.7270	4700.0	98	47211	No

279	GOM_NL__2PRFIN20110311_185711_000000513100_00214_47211_5868.N1	11-MAR-2011 18:57:11	Bright	50.500	69	33Gam Dra	2.2310	3800.0	101	47211	No
280	GOM_NL__2PRFIN20110311_190013_000000373100_00214_47211_5869.N1	11-MAR-2011 19:00:13	Bright	37.000	144	18Del Cyg	2.8600	11000.	74	47211	No
281	GOM_NL__2PRFIN20110311_190135_000000373100_00214_47211_5870.N1	11-MAR-2011 19:01:35	Bright	37.000	66	37Gam Cyg	2.2080	5900.0	74	47211	No
282	GOM_NL__2PRFIN20110311_191052_000000513100_00214_47211_5871.N1	11-MAR-2011 19:10:52	Twilight	50.500	168	17Zet Aql	2.9860	11000.	101	47211	No
283	GOM_NL__2PRFIN20110311_192106_000000453100_00214_47211_5872.N1	11-MAR-2011 19:21:06	Dark	44.500	155	41Pi Sgr	2.9000	6600.0	89	47211	No
284	GOM_NL__2PRFIN20110311_192304_000000493100_00214_47211_5873.N1	11-MAR-2011 19:23:04	Dark	48.500	57	34Sig Sgr	2.0660	26000.	97	47211	No
285	GOM_NL__2PRFIN20110311_192626_000000543100_00214_47211_5874.N1	11-MAR-2011 19:26:26	Dark	54.000	38	20Eps Sgr	1.8360	11000.	108	47211	No
286	GOM_NL__2PRFIN20110311_192951_000000503100_00214_47211_5875.N1	11-MAR-2011 19:29:51	Dark	49.500	25	35Lam Sco	1.6200	28000.	99	47211	No
287	GOM_NL__2PRFIN20110311_193140_000000433100_00215_47212_5876.N1	11-MAR-2011 19:31:40	Dark	43.000	147	Alp Ara	2.8770	26000.	86	47212	No
288	GOM_NL__2PRFIN20110311_193627_000000403100_00215_47212_5877.N1	11-MAR-2011 19:36:27	Dark	40.000	134	Bet TrA	2.8100	6600.0	80	47212	No
289	GOM_NL__2PRFIN20110311_193909_000000573100_00215_47212_5878.N1	11-MAR-2011 19:39:09	Dark	57.000	4	Alp1Cen	-0.010000	5800.0	114	47212	No
290	GOM_NL__2PRFIN20110311_194024_000000523100_00215_47212_5879.N1	11-MAR-2011 19:40:24	Dark	51.500	10	Bet Cen	0.61000	28000.	103	47212	No
291	GOM_NL__2PRFIN20110311_194225_000000423100_00215_47212_5880.N1	11-MAR-2011 19:42:25	Dark	42.000	77	Eps Cen	2.3030	28000.	84	47212	No
292	GOM_NL__2PRFIN20110311_194522_000000473100_00215_47212_5881.N1	11-MAR-2011 19:45:22	Straylight	47.000	64	Gam Cen	2.2000	10600.	94	47212	No
293	GOM_NL__2PRFIN20110311_194724_000000533100_00215_47212_5882.N1	11-MAR-2011 19:47:24	Straylight	52.500	123	lot Cen	2.7500	10200.	105	47212	No
294	GOM_NL__2PRFIN20110311_195330_000000563100_00215_47212_5883.N1	11-MAR-2011 19:53:30	Straylight	55.500	106	9Bet Crv	2.6480	5600.0	111	47212	No
295	GOM_NL__2PRFIN20110311_195558_000000543100_00215_47212_5884.N1	11-MAR-2011 19:55:58	Straylight	53.500	100	4Gam Crv	2.5800	13100.	107	47212	No
296	GOM_NL__2PRFIN20110311_200527_000000403100_00215_47212_5885.N1	11-MAR-2011 20:05:27	Bright	39.500	22	32Alp Leo	1.3600	15200.	79	47212	No
297	GOM_NL__2PRFIN20110311_200746_000000403100_00215_47212_5886.N1	11-MAR-2011 20:07:46	Bright	39.500	51	41Gam1Leo	2.0100	4500.0	79	47212	No
298	GOM_NL__2PRFIN20110311_201548_000000393100_00215_47212_5887.N1	11-MAR-2011 20:15:48	Bright	39.000	174	52Psi UMa	3.0040	4400.0	78	47212	No
299	GOM_NL__2PRFIN20110311_201853_000000393100_00215_47212_5888.N1	11-MAR-2011 20:18:53	Bright	38.500	82	48Bet UMa	2.3650	10600.	77	47212	No
300	GOM_NL__2PRFIN20110311_202021_000000403100_00215_47212_5889.N1	11-MAR-2011 20:20:21	Bright	39.500	36	50Alp UMa	1.8000	6300.0	79	47212	No
301	GOM_NL__2PRFIN20110311_202220_000000483100_00215_47212_5890.N1	11-MAR-2011 20:22:20	Bright	48.000	32	77Eps UMa	1.7630	11000.	96	47212	No
302	GOM_NL__2PRFIN20110311_202728_000000433100_00215_47212_5891.N1	11-MAR-2011 20:27:28	Bright	42.500	60	7Bet UMi	2.0810	3950.0	85	47212	No
303	GOM_NL__2PRFIN20110311_203144_000000493100_00215_47212_5892.N1	11-MAR-2011 20:31:44	Bright	49.000	119	14Eta Dra	2.7270	4700.0	98	47212	No
304	GOM_NL__2PRFIN20110311_203725_000000533100_00215_47212_5893.N1	11-MAR-2011 20:37:25	Bright	53.000	69	33Gam Dra	2.2310	3800.0	106	47212	No
305	GOM_NL__2PRFIN20110311_204027_000000373100_00215_47212_5894.N1	11-MAR-2011 20:40:27	Bright	37.000	144	18Del Cyg	2.8600	11000.	74	47212	No
306	GOM_NL__2PRFIN20110311_204149_000000393100_00215_47212_5895.N1	11-MAR-2011 20:41:49	Bright	38.500	66	37Gam Cyg	2.2080	5900.0	77	47212	No
307	GOM_NL__2PRFIN20110311_205107_000000503100_00215_47212_5896.N1	11-MAR-2011 20:51:07	Twilight	50.000	168	17Zet Aql	2.9860	11000.	100	47212	No
308	GOM_NL__2PRFIN20110311_210121_000000463100_00215_47212_6179.N1	11-MAR-2011 21:01:21	Dark	45.500	155	41Pi Sgr	2.9000	6600.0	91	47212	No
309	GOM_NL__2PRFIN20110311_210319_000000443100_00215_47212_6180.N1	11-MAR-2011 21:03:19	Dark	43.500	57	34Sig Sgr	2.0660	26000.	87	47212	No
310	GOM_NL__2PRFIN20110311_210641_000000483100_00215_47212_6181.N1	11-MAR-2011 21:06:41	Dark	47.500	38	20Eps Sgr	1.8360	11000.	95	47212	No
311	GOM_NL__2PRFIN20110311_211006_000000503100_00215_47212_6182.N1	11-MAR-2011 21:10:06	Dark	49.500	25	35Lam Sco	1.6200	28000.	99	47212	No
312	GOM_NL__2PRFIN20110311_225317_000000613100_00217_47214_5939.N1	11-MAR-2011 22:53:17	Dark	60.500	75	26Eps Sco	2.2910	4250.0	121	47214	No
313	GOM_NL__2PRFIN20110311_225938_000000453100_00217_47214_5940.N1	11-MAR-2011 22:59:38	Dark	44.500	4	Alp1Cen	-0.010000	5800.0	89	47214	No
314	GOM_NL__2PRFIN20110311_230053_000000443100_00217_47214_5941.N1	11-MAR-2011 23:00:53	Dark	43.500	10	Bet Cen	0.61000	28000.	87	47214	No
315	GOM_NL__2PRFIN20110311_230254_000000433100_00217_47214_5942.N1	11-MAR-2011 23:02:54	Dark	43.000	77	Eps Cen	2.3030	28000.	86	47214	No
316	GOM_NL__2PRFIN20110311_230550_000000273100_00217_47214_5943.N1	11-MAR-2011 23:05:50	Straylight	27.000	54	5The Cen	2.0550	4500.0	54	47214	No
317	GOM_NL__2PRFIN20110311_230753_000000553100_00217_47214_5944.N1	11-MAR-2011 23:07:53	Straylight	54.500	123	lot Cen	2.7500	10200.	109	47214	No
318	GOM_NL__2PRFIN20110311_231359_000000553100_00217_47214_5945.N1	11-MAR-2011 23:13:59	Straylight	54.500	106	9Bet Crv	2.6480	5600.0	109	47214	No
319	GOM_NL__2PRFIN20110311_231626_000000543100_00217_47214_5946.N1	11-MAR-2011 23:16:26	Straylight	53.500	100	4Gam Crv	2.5800	13100.	107	47214	No
320	GOM_NL__2PRFIN20110311_232555_000000393100_00217_47214_5947.N1	11-MAR-2011 23:25:55	Bright	38.500	22	32Alp Leo	1.3600	15200.	77	47214	No
321	GOM_NL__2PRFIN20110311_232814_000000393100_00217_47214_5948.N1	11-MAR-2011 23:28:14	Bright	39.000	51	41Gam1Leo	2.0100	4500.0	78	47214	No
322	GOM_NL__2PRFIN20110311_233614_000000423100_00217_47214_5949.N1	11-MAR-2011 23:36:14	Bright	41.500	174	52Psi UMa	3.0040	4400.0	83	47214	No
323	GOM_NL__2PRFIN20110311_233920_000000393100_00217_47214_5950.N1	11-MAR-2011 23:39:20	Bright	39.000	82	48Bet UMa	2.3650	10600.	78	47214	No
324	GOM_NL__2PRFIN20110311_234048_000000403100_00217_47214_5951.N1	11-MAR-2011 23:40:48	Bright	40.000	36	50Alp UMa	1.8000	6300.0	80	47214	No
325	GOM_NL__2PRFIN20110311_234246_000000483100_00217_47214_5952.N1	11-MAR-2011 23:42:46	Bright	48.000	32	77Eps UMa	1.7630	11000.	96	47214	No
326	GOM_NL__2PRFIN20110311_234755_000000413100_00217_47214_5953.N1	11-MAR-2011 23:47:55	Bright	40.500	60	7Bet UMi	2.0810	3950.0	81	47214	No
327	GOM_NL__2PRFIN20110311_235210_000000473100_00217_47214_5954.N1	11-MAR-2011 23:52:10	Bright	46.500	119	14Eta Dra	2.7270	4700.0	93	47214	No
328	GOM_NL__2PRFIN20110311_235752_000000493100_00217_47214_5955.N1	11-MAR-2011 23:57:52	Bright	49.000	69	33Gam Dra	2.2310	3800.0	98	47214	No

3. Quality information per product

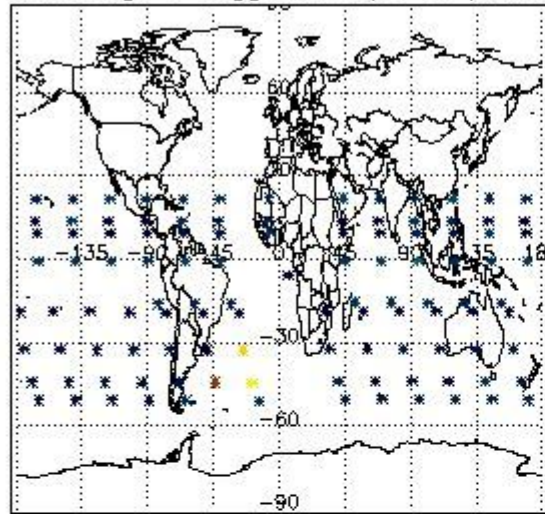
In this section it is plotted some information contained in the Quality Summary data set of the level 2 products. Only products in dark limb conditions and without errors (error flag in the MPH set to "0") are used.

3.1 Plot quality information per product (time dependant)

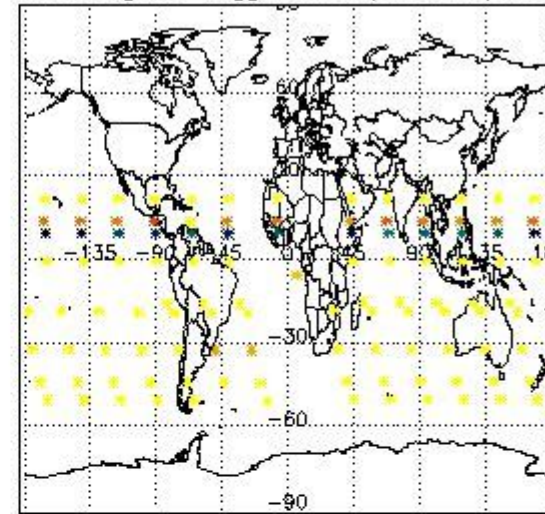


3.2 Plot quality information per product (world map)

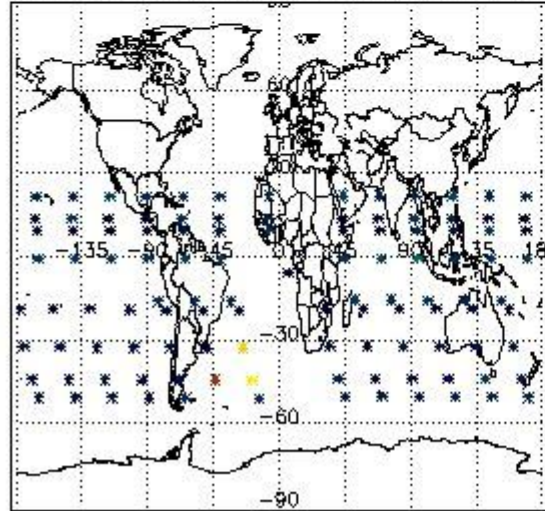
Percentage of flagged data per O3 profile



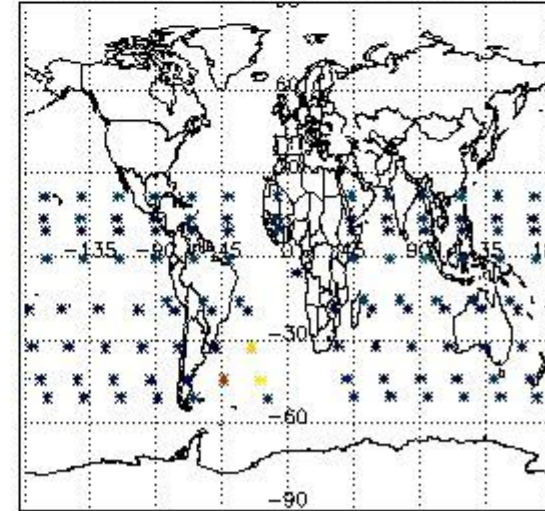
Percentage of flagged data per H2O profile



Percentage of flagged data per NO2 profile



Percentage of flagged data per NO3 profile

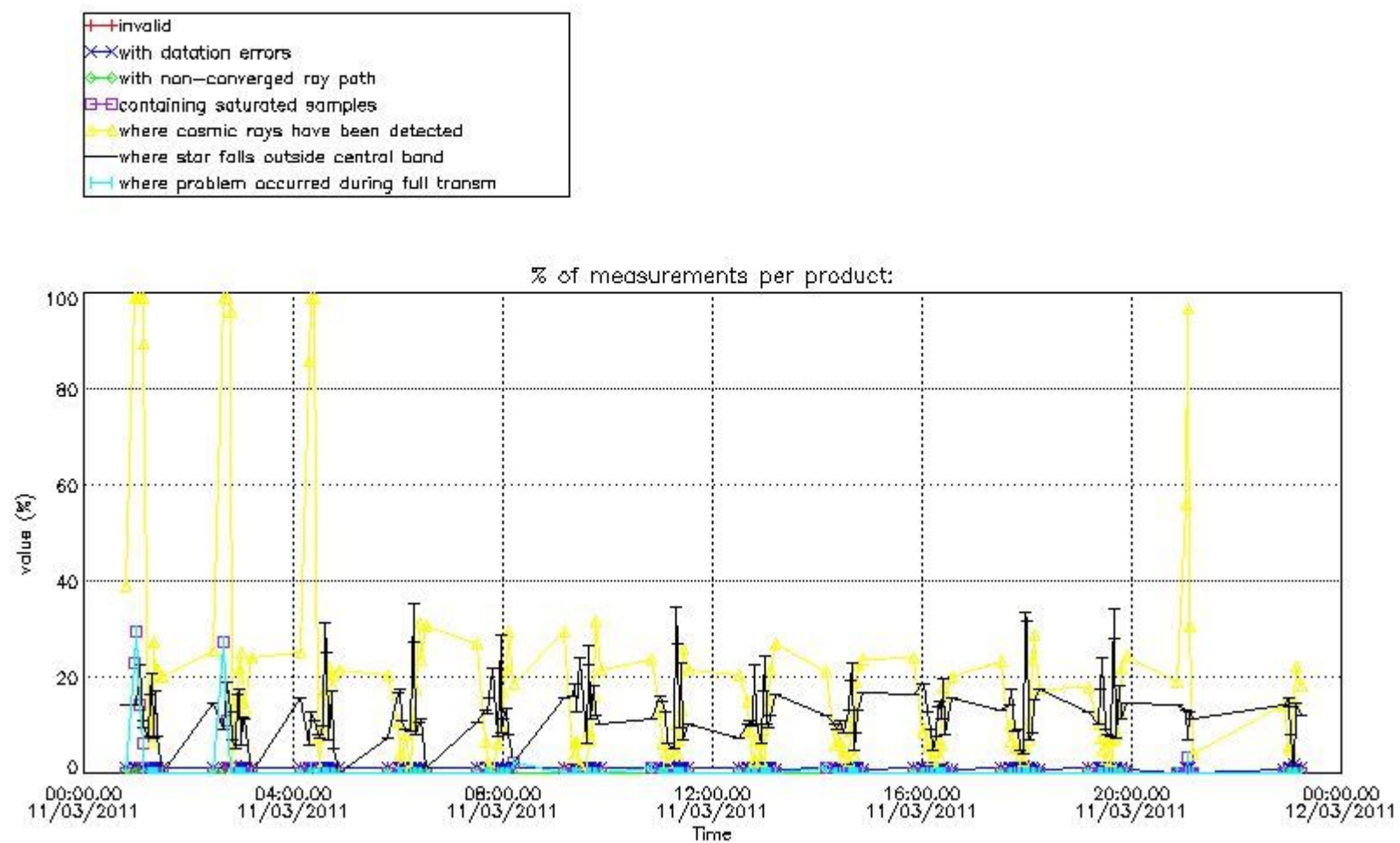


4. Level 1 quality information per product

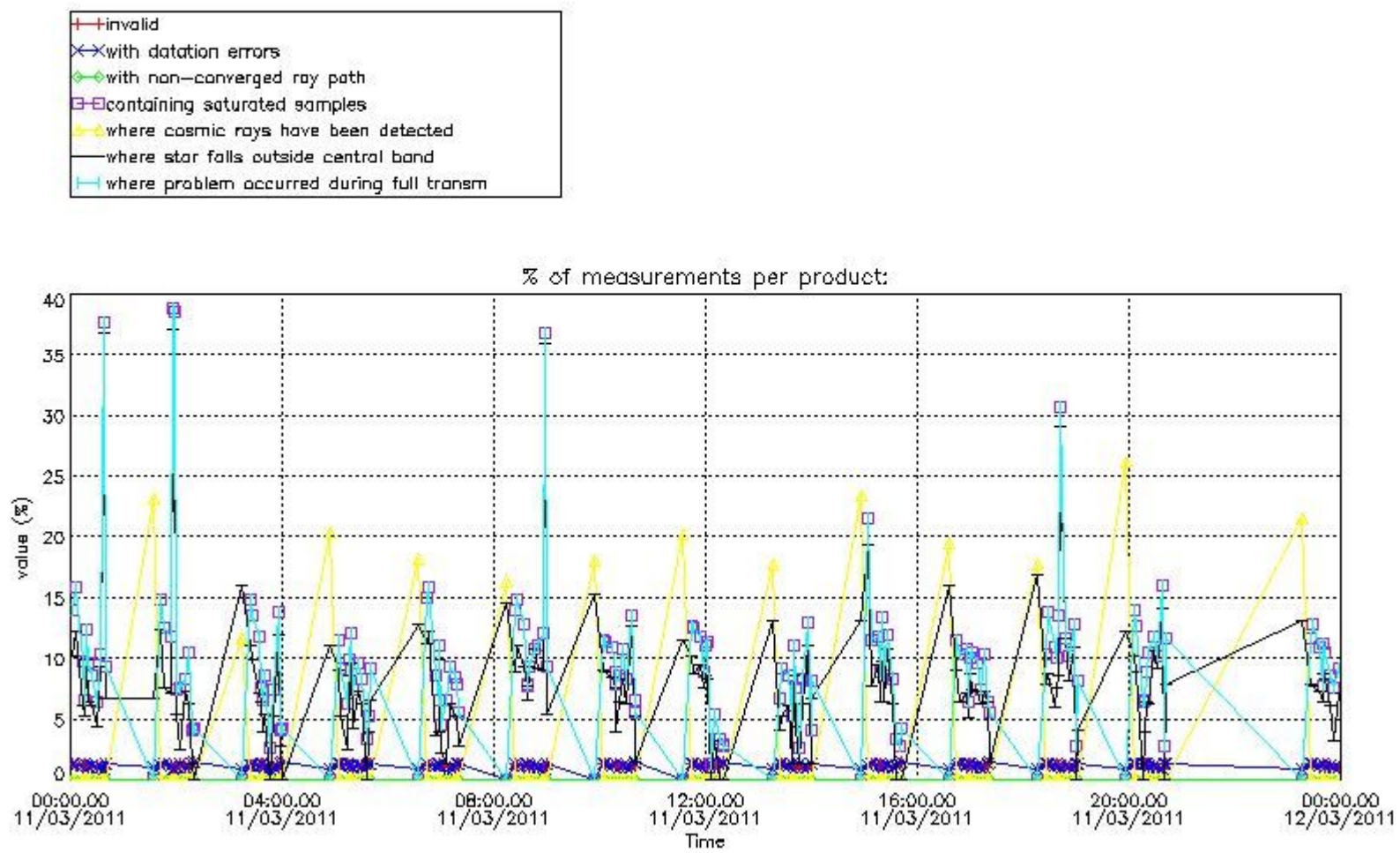
In this section it is plotted some information contained in the Quality Summary data set of the level 2 products that comes from the level 1b processing. Products without errors (error flag in the MPH set to "0") are used.

4.1 Plot quality information per product (time dependant) coming from level 1b processing

4.1.1 Plot level 1 quality information per product (time dependant): ENVISAT ASCENDING passes

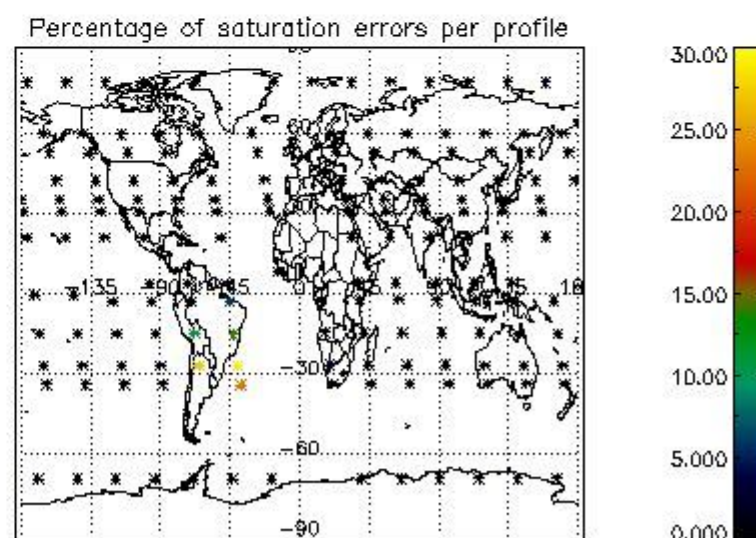
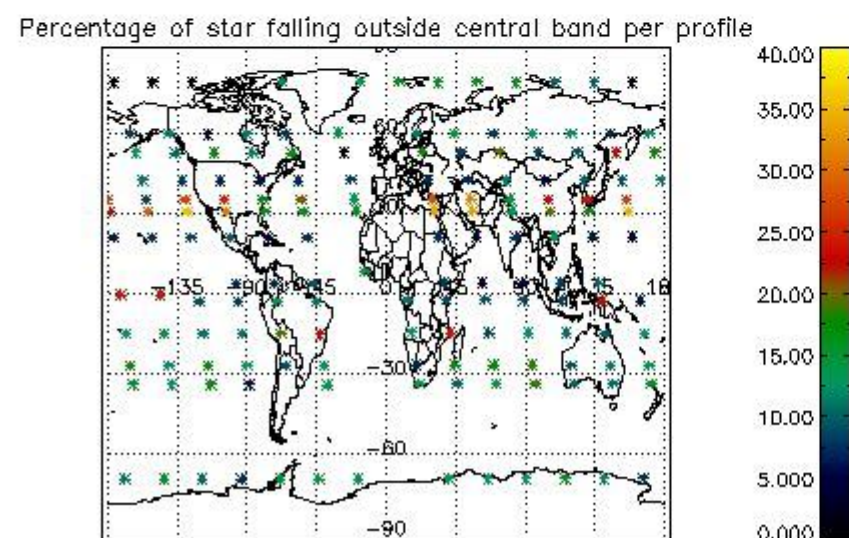
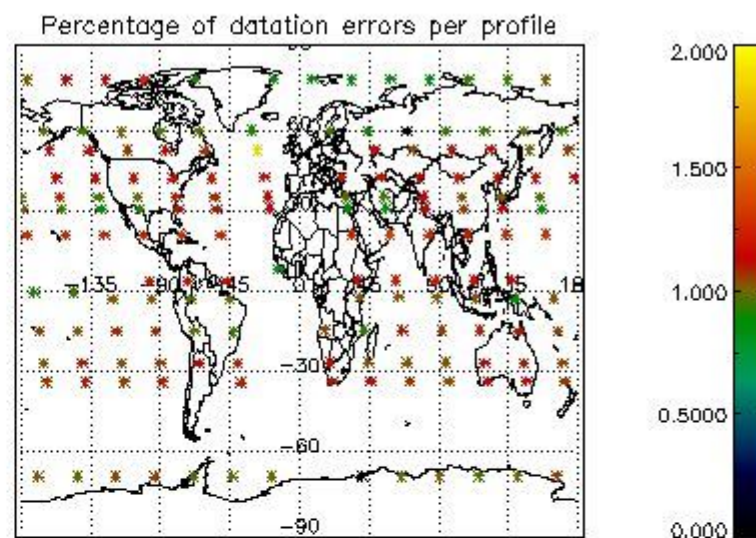
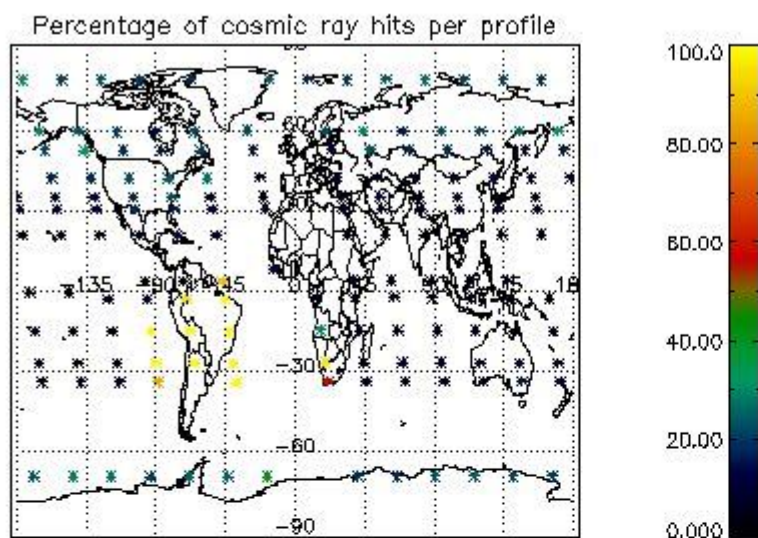


4.1.2 Plot level 1 quality information per product (time dependant): ENVI SAT DESCENDING passes

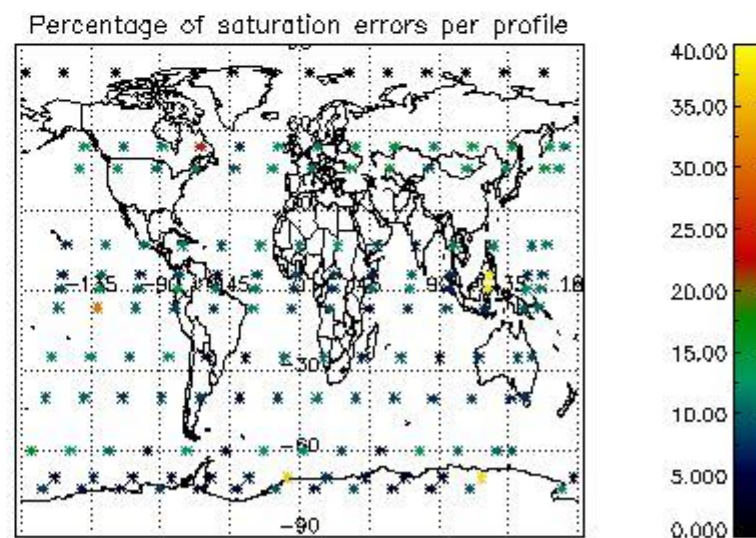
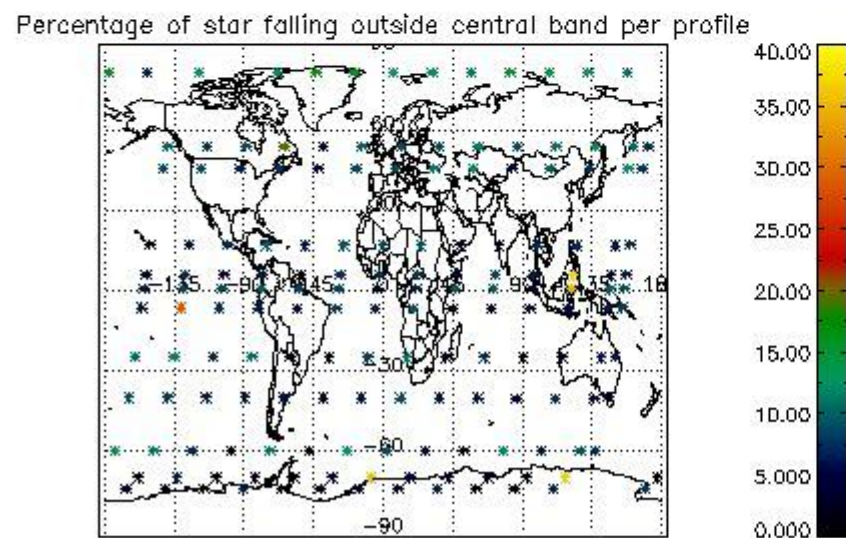
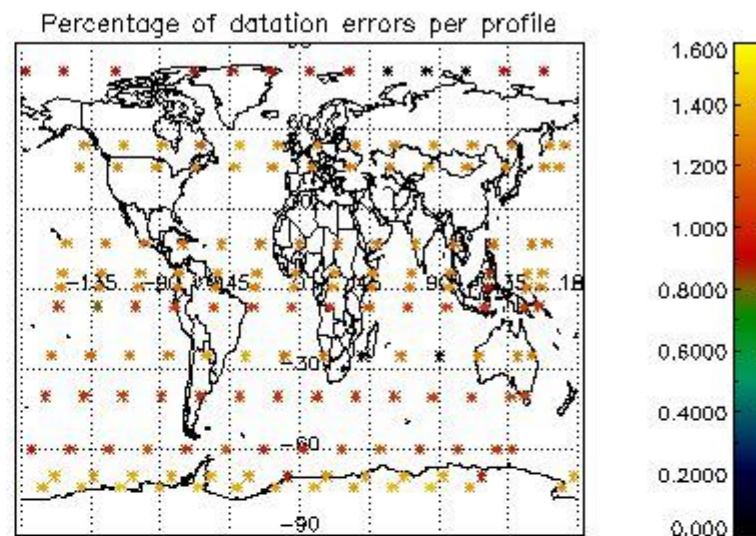
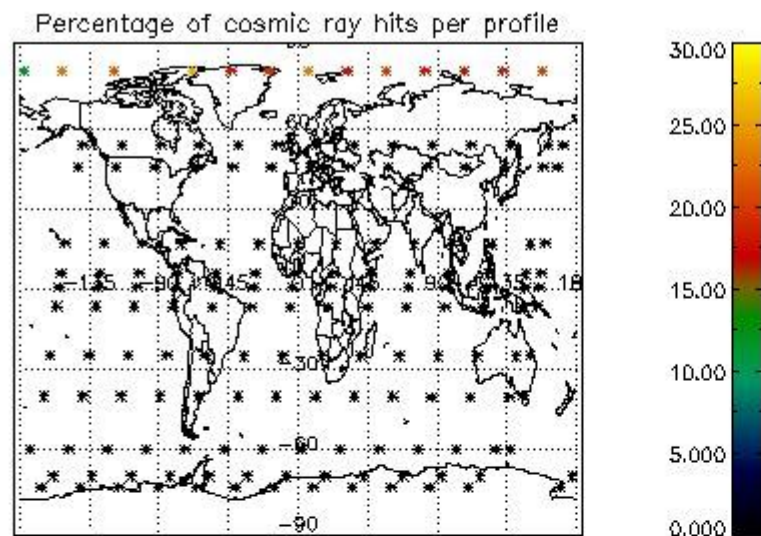


4.2 Plot quality information per product coming from level 1b processing (world map)

4.2.1 Plot level 1 quality information per product (world map): ENVISAT ASCENDING passes



4.2.2 Plot level 1 quality information per product (world map): ENVISAT DESCENDING passes



5. Trace gas profiles

5.1 Ozone statistics based on quality of products

The final quality of the products can be "measured" using the STD (Standard Deviation) attached to every point profile. This information is written to the parameter GOM_NL__2P/NL_LOCAL_SPECIES_DENSITY/o3_std of the level 2 products. The table below shows the statistics for given STD ranges.

The statistics are given with respect to the overall valid production:

- Products without fatal errors: GOM_NL__2P/MPH/PRODUCT_ERR=0
- Valid point profile: GOM_NL__2P/NL_LOCAL_SPECIES_DENSITY/pcd(0)=0

The 'Criteria' is applied to valid points of dark limb products:

- Products in dark limb illumination condition: GOM_NL__2P/NL_SUMMARY_QUALITY/obs_ill_cond=0
- Products without fatal errors: GOM_NL__2P/MPH/PRODUCT_ERR=0
- Valid point profile: GOM_NL__2P/NL_LOCAL_SPECIES_DENSITY/pcd(0)=0

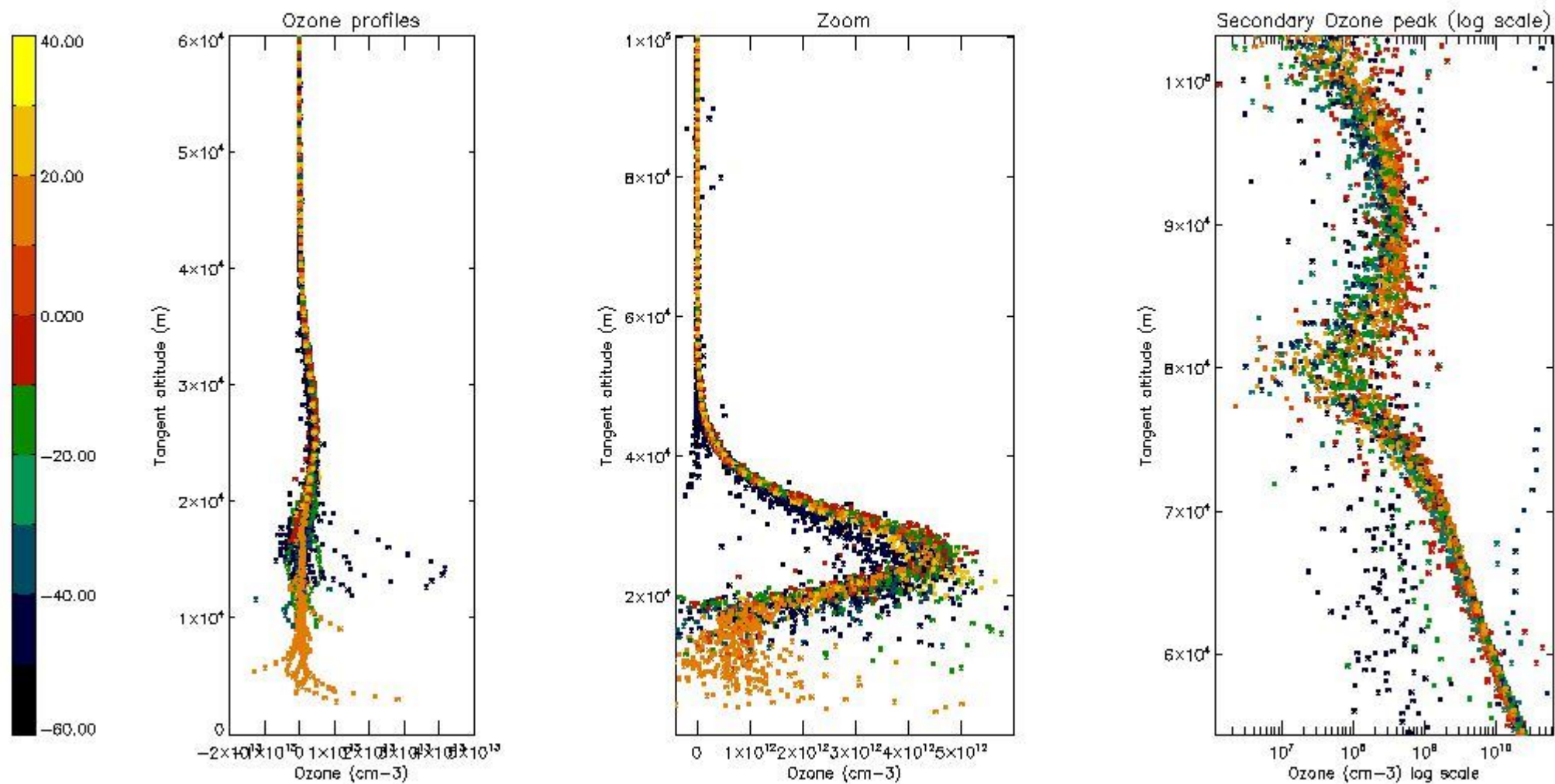
So, the table below shows the percentage of dark limb and valid observations for each criteria with respect to the overall valid daily observations.

Criteria	% of total production
All STD	35
STD < 20	19

STD < 10	15
STD < 5	11

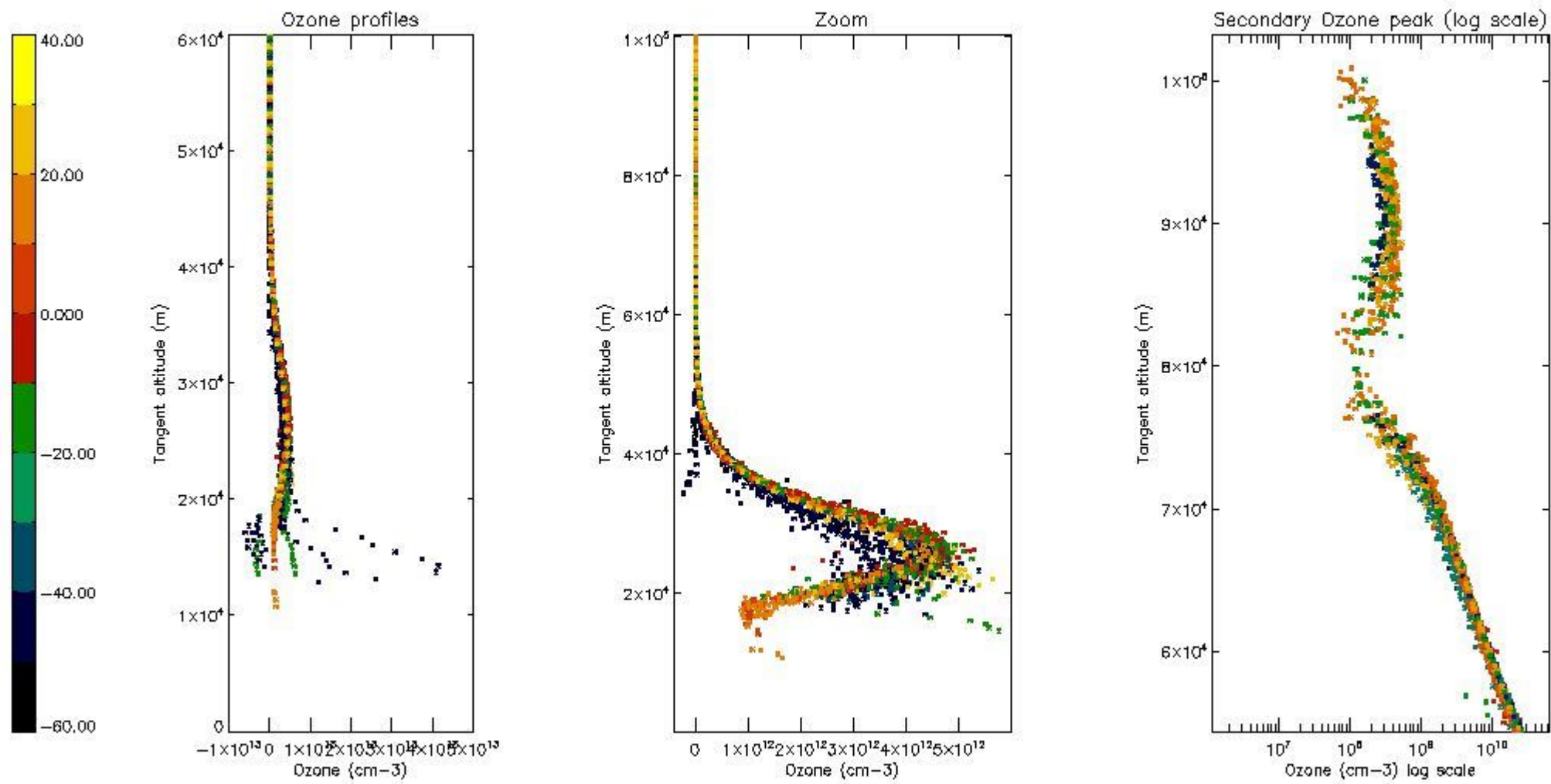
5.2 Plot ozone profiles for all STD (dark without errors)

The colorbar represents the latitude.



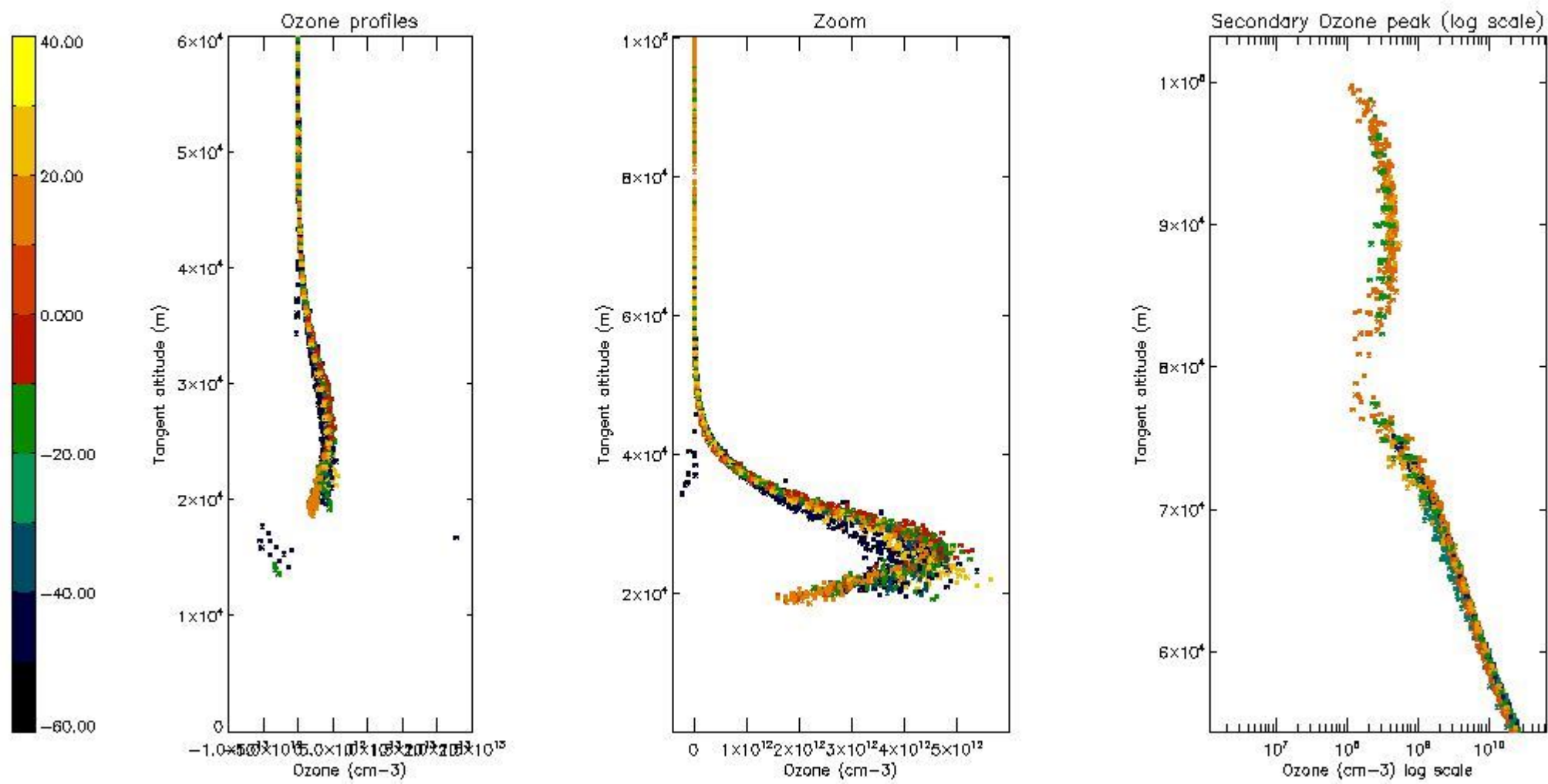
5.3 Plot ozone profiles where STD < 20% (dark without errors)

The colorbar represents the latitude.



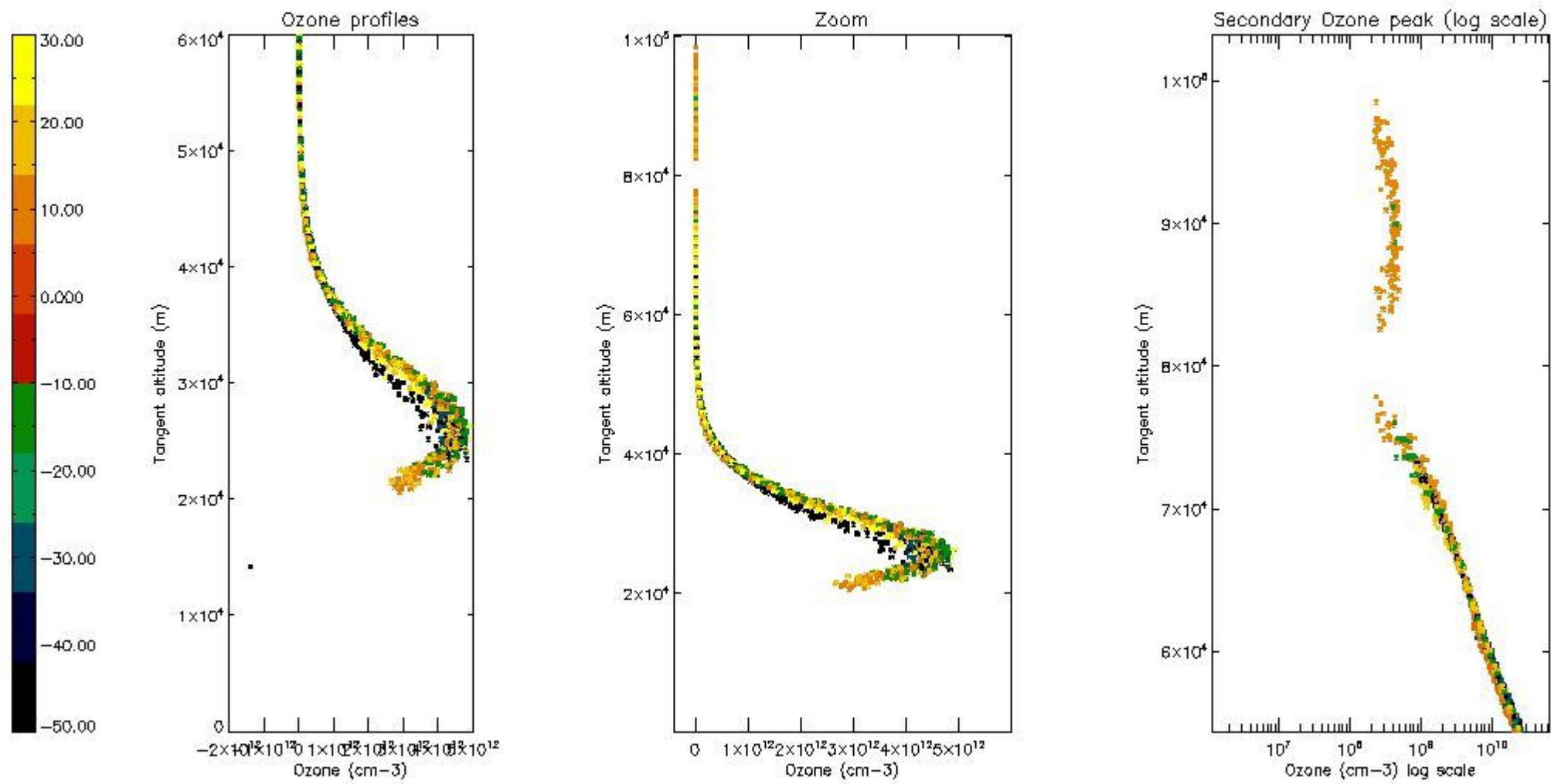
5.4 Plot ozone profiles where $STD < 10\%$ (dark without errors)

The colorbar represents the latitude.



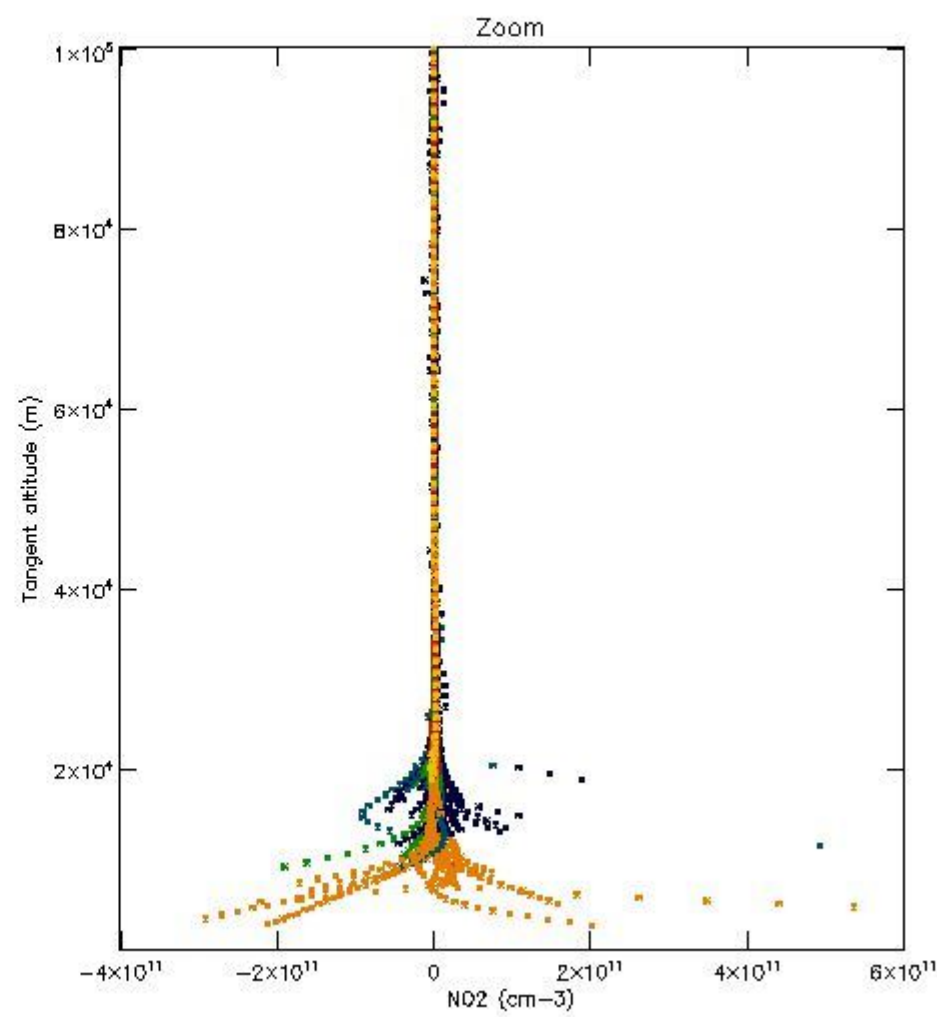
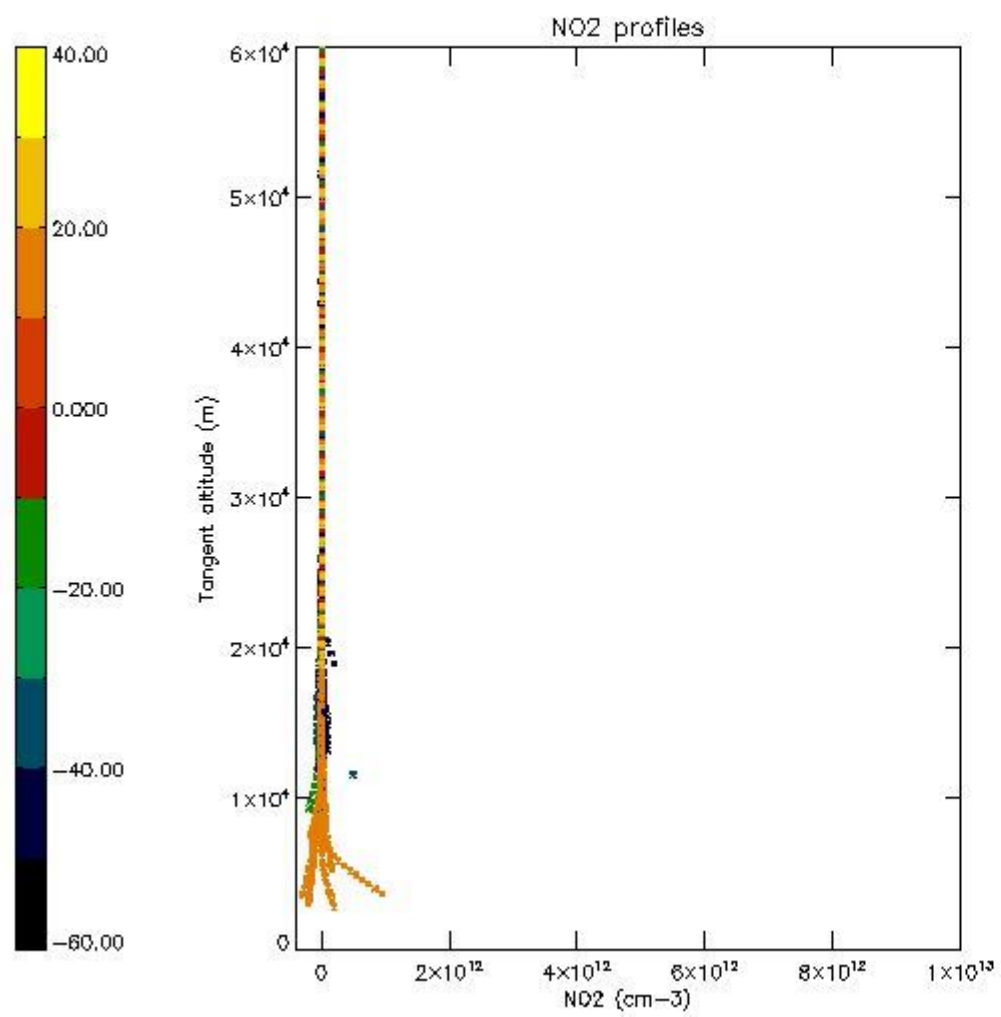
5.5 Plot ozone profiles where STD < 5% (dark without errors)

The colorbar represents the latitude.



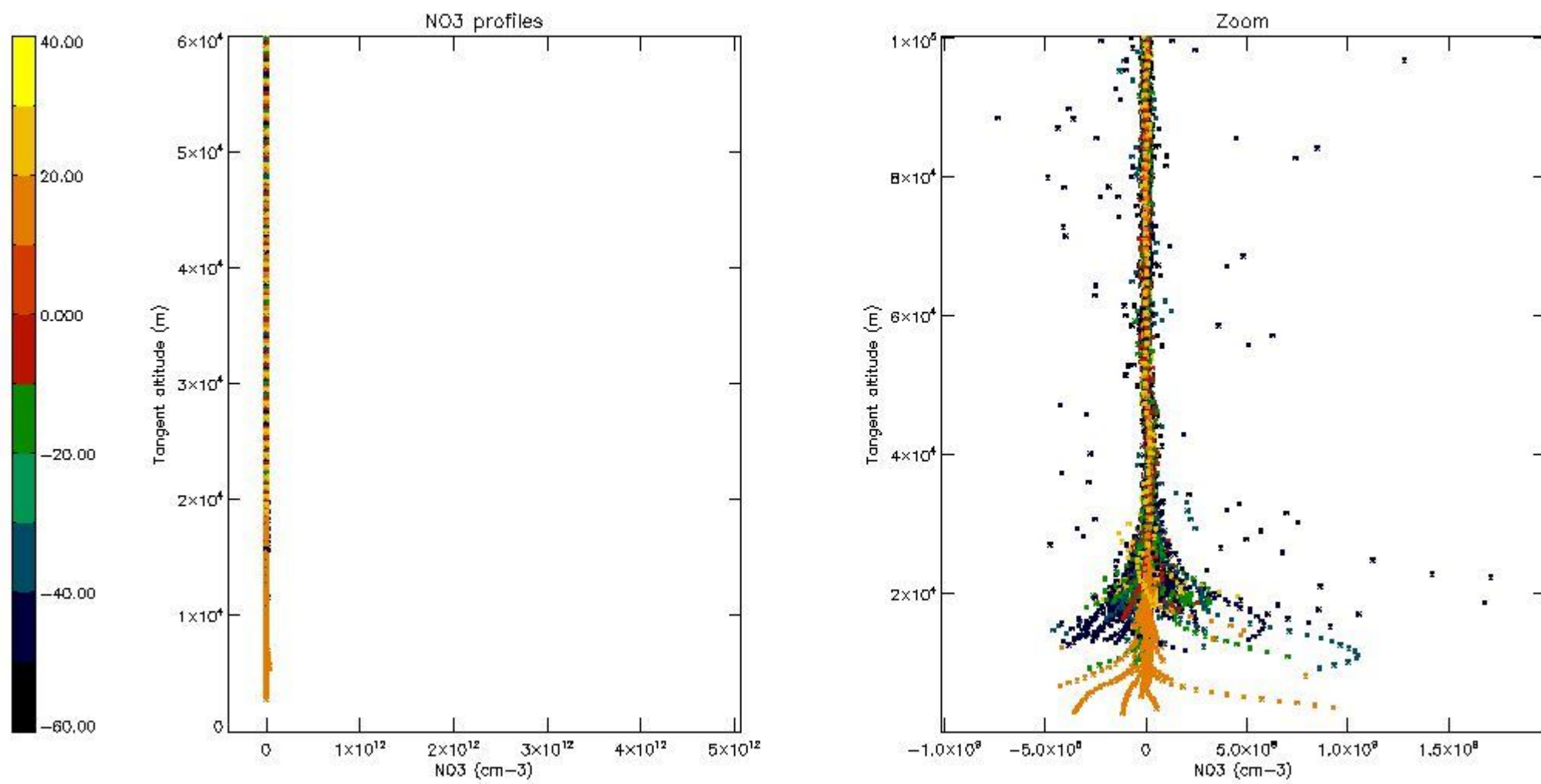
5.6 Plot NO₂ profiles for all STD (dark without errors)

The colorbar represents the latitude.



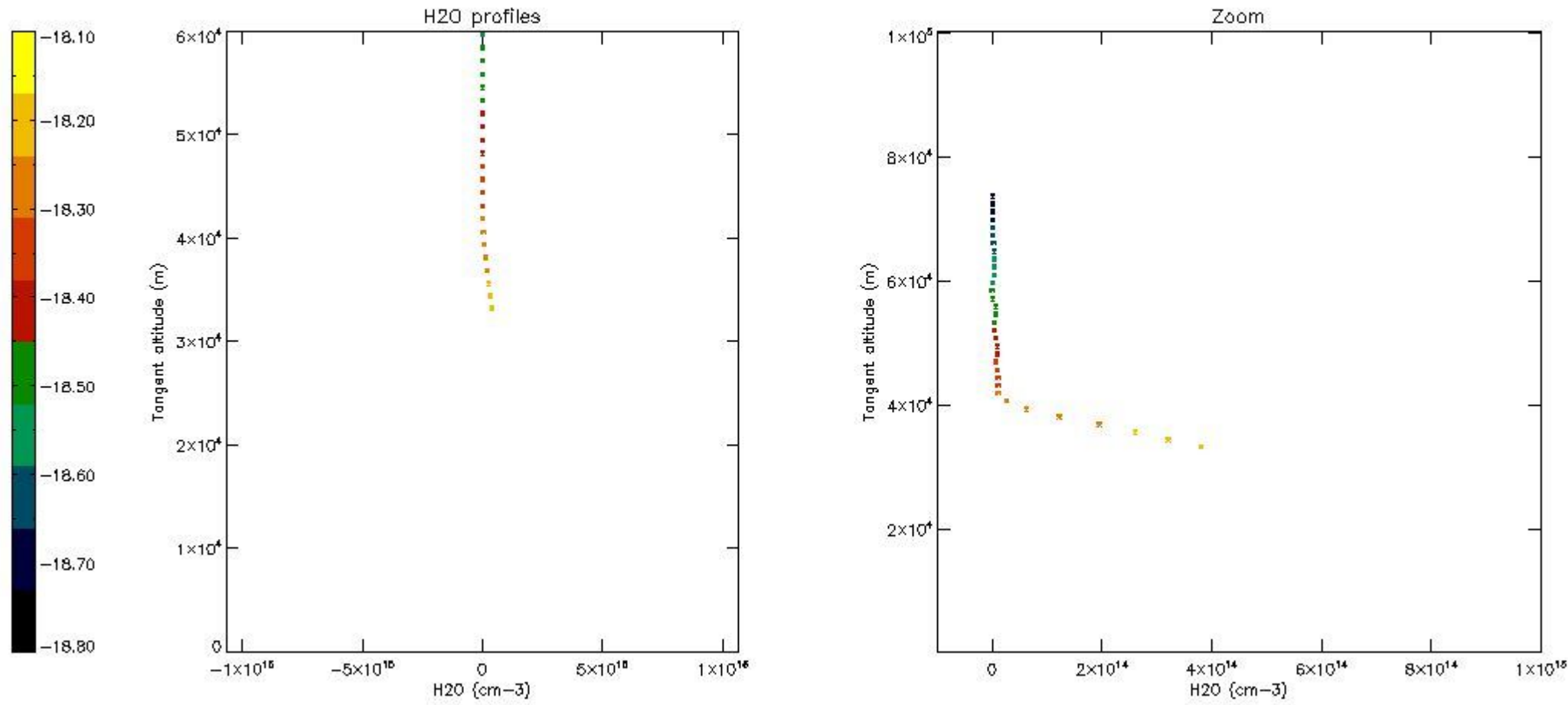
5.7 Plot NO3 profiles for all STD (dark without errors)

The colorbar represents the latitude.



5.8 Plot H₂O profiles for all STD (only for occultations of stars 1,2,3,4,13,14,16,26,63 dark without errors)

The colorbar represents the latitude.



6. Auxiliary Data Files used for the production reported in section 2

The number reported in the third column indicates since which file (see list in section 2) the corresponding auxiliary file has been used. The fourth column is the date of those product files.

Type	Auxiliary Filename	Used since product	Used since product date
INST_PHYS_CHARACTERISTICS	GOM_INS_AXVIEC20091111_143220_20030716_120000_20500101_000000	1	11-MAR-2011 00:02:39
LEVEL-2_PROC_CONFIG	GOM_PR2_AXVIEC20091111_152718_20020301_000000_20500101_000000	1	11-MAR-2011 00:02:39
CROSS_SECTIONS_FILE	GOM_CRS_AXVIEC20091111_154832_20020301_000000_20500101_000000	1	11-MAR-2011 00:02:39

GOMOS Level 2 Daily Report

SUMMARY

[1. General Info](#)

[2. Summary of processed GOM_NL_2P products](#)

[3. Level 2 Quality information per product](#)

[3.1 Plot of level 2 quality information per product \(time dependant\)](#)

[3.2 Plot of level 2 quality information per product \(world map\)](#)

[4. Level 1 Quality information per product \(stored on level 2 products\)](#)

[4.1 Plot of level 1 quality information per product \(time dependant\)](#)

[4.1.1 Plot of level 1 quality information per product \(time dependant\): ASCENDING](#)

[4.1.2 Plot of level 1 quality information per product \(time dependant\): DESCENDING](#)

[4.2 Plot of level 1 quality information per product \(world map\)](#)

[4.2.1 Plot of level 1 quality information per product \(world map\): ASCENDING](#)

[4.2.2 Plot of level 1 quality information per product \(world map\): DESCENDING](#)

[5. Ozone profiles based on quality statistics and other trace gas profiles](#)

[5.1 Ozone statistics based on quality of products](#)

[5.2 Plot ozone profiles for all STD \(dark without errors\)](#)

[5.3 Plot ozone profiles where STD < 20% \(dark without errors\)](#)

[5.4. Plot ozone profiles where STD < 10% \(dark without errors\)](#)

[5.5. Plot ozone profiles where STD < 5% \(dark without errors\)](#)

[5.6 Plot NO2 profiles for all STD \(dark without errors\)](#)

[5.7 Plot NO3 profiles for all STD \(dark without errors\)](#)

[5.8 Plot H2O profiles \(only for occultations of stars 1,2,3,4,13,14,16,26,63 dark without errors\) for all STD](#)

[6. Auxiliary Data Files used for the production reported in section 2](#)

This report presents the daily analysis on parameters extracted from GOMOS level 2 data (GOM_NL__2P). It is intended to monitor some important parameters that will impact the quality of these products. A list of level 2 products (and content) that have arrived during the reporting day to the PCF is also given.

Item	Value
Time of report generation	24APR2013 11:11:41
Data source version	GOMOS/6.01
Start time of products	11-03-2011 (11MAR2011 00:00:00)
Stop time of products	12-03-2011 (12MAR2011 00:00:00)
Store outputs in DB	Yes
Nb of level 2 prods	328
Nb of prods with errors	0

2. Summary of processed GOM_NL__2P products.

Nr	Filename	UTC Start time	Limb	Duration	Star Id	Star Name	Star Mag	Star Temp	Nb Meas	Orbit	Prod. error
1	GOM_NL__2PRFIN20110311_000239_000000403100_00203_47200_5555.N1	11-MAR-2011 00:02:39	Bright	39.500	22	32Alp Leo	1.3600	15200.	79	47200	No
2	GOM_NL__2PRFIN20110311_000500_000000413100_00203_47200_5556.N1	11-MAR-2011 00:05:00	Bright	41.000	51	41Gam1Leo	2.0100	4500.0	82	47200	No
3	GOM_NL__2PRFIN20110311_001304_000000413100_00203_47200_5557.N1	11-MAR-2011 00:13:04	Bright	41.000	174	52Psi UMa	3.0040	4400.0	82	47200	No
4	GOM_NL__2PRFIN20110311_001609_000000393100_00203_47200_5558.N1	11-MAR-2011 00:16:09	Bright	38.500	82	48Bet UMa	2.3650	10600.	77	47200	No
5	GOM_NL__2PRFIN20110311_001736_000000413100_00203_47200_5559.N1	11-MAR-2011 00:17:36	Bright	40.500	36	50Alp UMa	1.8000	6300.0	81	47200	No
6	GOM_NL__2PRFIN20110311_001941_000000473100_00203_47200_5560.N1	11-MAR-2011 00:19:41	Bright	47.000	32	77Eps UMa	1.7630	11000.	94	47200	No
7	GOM_NL__2PRFIN20110311_002445_000000413100_00203_47200_5561.N1	11-MAR-2011 00:24:45	Bright	41.000	60	7Bet UMi	2.0810	3950.0	82	47200	No
8	GOM_NL__2PRFIN20110311_002902_000000473100_00203_47200_5562.N1	11-MAR-2011 00:29:02	Bright	46.500	119	14Eta Dra	2.7270	4700.0	93	47200	No
9	GOM_NL__2PRFIN20110311_003440_000000493100_00203_47200_5563.N1	11-MAR-2011 00:34:40	Bright	48.500	69	33Gam Dra	2.2310	3800.0	97	47200	No
10	GOM_NL__2PRFIN20110311_003739_000000573100_00203_47200_5564.N1	11-MAR-2011 00:37:39	Bright	57.000	144	18Del Cyg	2.8600	11000.	114	47200	No
11	GOM_NL__2PRFIN20110311_003900_000000383100_00203_47200_5565.N1	11-MAR-2011 00:39:00	Bright	37.500	66	37Gam Cyg	2.2080	5900.0	75	47200	No
12	GOM_NL__2PRFIN20110311_004813_000000503100_00203_47200_5566.N1	11-MAR-2011 00:48:13	Twilight	50.000	168	17Zet Aql	2.9860	11000.	100	47200	No
13	GOM_NL__2PRFIN20110311_005824_000000463100_00203_47200_5567.N1	11-MAR-2011 00:58:24	Dark	45.500	155	41Pi Sgr	2.9000	6600.0	91	47200	No
14	GOM_NL__2PRFIN20110311_010022_000000463100_00203_47200_5568.N1	11-MAR-2011 01:00:22	Dark	46.000	57	34Sig Sgr	2.0660	26000.	92	47200	No
15	GOM_NL__2PRFIN20110311_010343_000000533100_00203_47200_5569.N1	11-MAR-2011 01:03:43	Dark	53.000	38	20Eps Sgr	1.8360	11000.	106	47200	No
16	GOM_NL__2PRFIN20110311_010705_000000503100_00203_47200_5570.N1	11-MAR-2011 01:07:05	Dark	50.000	25	35Lam Sco	1.6200	28000.	100	47200	No
17	GOM_NL__2PRFIN20110311_010858_000000433100_00204_47201_5556.N1	11-MAR-2011 01:08:58	Dark	43.000	147	Alp Ara	2.8770	26000.	86	47201	No
18	GOM_NL__2PRFIN20110311_011347_000000403100_00204_47201_5557.N1	11-MAR-2011 01:13:47	Dark	40.000	134	Bet TrA	2.8100	6600.0	80	47201	No
19	GOM_NL__2PRFIN20110311_011629_000000463100_00204_47201_5558.N1	11-MAR-2011 01:16:29	Dark	45.500	4	Alp1Cen	-0.010000	5800.0	91	47201	No
20	GOM_NL__2PRFIN20110311_011744_000000463100_00204_47201_5559.N1	11-MAR-2011 01:17:44	Dark	46.000	10	Bet Cen	0.61000	28000.	92	47201	No
21	GOM_NL__2PRFIN20110311_011944_000000423100_00204_47201_5560.N1	11-MAR-2011 01:19:44	Dark	42.000	77	Eps Cen	2.3030	28000.	84	47201	No
22	GOM_NL__2PRFIN20110311_012243_000000473100_00204_47201_5561.N1	11-MAR-2011 01:22:43	Straylight	46.500	64	Gam Cen	2.2000	10600.	93	47201	No
23	GOM_NL__2PRFIN20110311_012443_000000523100_00204_47201_5562.N1	11-MAR-2011 01:24:43	Straylight	51.500	123	lot Cen	2.7500	10200.	103	47201	No
24	GOM_NL__2PRFIN20110311_013053_000000403100_00204_47201_5563.N1	11-MAR-2011 01:30:53	Straylight	40.000	106	9Bet Crv	2.6480	5600.0	80	47201	No
25	GOM_NL__2PRFIN20110311_013322_000000523100_00204_47201_5564.N1	11-MAR-2011 01:33:22	Straylight	52.000	100	4Gam Crv	2.5800	13100.	104	47201	No
26	GOM_NL__2PRFIN20110311_014253_000000413100_00204_47201_5565.N1	11-MAR-2011 01:42:53	Bright	40.500	22	32Alp Leo	1.3600	15200.	81	47201	No
27	GOM_NL__2PRFIN20110311_014513_000000403100_00204_47201_5566.N1	11-MAR-2011 01:45:13	Bright	40.000	51	41Gam1Leo	2.0100	4500.0	80	47201	No
28	GOM_NL__2PRFIN20110311_015318_000000433100_00204_47201_5567.N1	11-MAR-2011 01:53:18	Bright	42.500	174	52Psi UMa	3.0040	4400.0	85	47201	No
29	GOM_NL__2PRFIN20110311_015623_000000583100_00204_47201_5568.N1	11-MAR-2011 01:56:23	Bright	58.000	82	48Bet UMa	2.3650	10600.	116	47201	No
30	GOM_NL__2PRFIN20110311_015749_000000573100_00204_47201_5569.N1	11-MAR-2011 01:57:49	Bright	57.000	36	50Alp UMa	1.8000	6300.0	114	47201	No
31	GOM_NL__2PRFIN20110311_015954_000000473100_00204_47201_5570.N1	11-MAR-2011 01:59:54	Bright	47.000	32	77Eps UMa	1.7630	11000.	94	47201	No
32	GOM_NL__2PRFIN20110311_020458_000000403100_00204_47201_5571.N1	11-MAR-2011 02:04:58	Bright	39.500	60	7Bet UMi	2.0810	3950.0	79	47201	No
33	GOM_NL__2PRFIN20110311_020916_000000483100_00204_47201_5572.N1	11-MAR-2011 02:09:16	Bright	48.000	119	14Eta Dra	2.7270	4700.0	96	47201	No
34	GOM_NL__2PRFIN20110311_021454_000000483100_00204_47201_5573.N1	11-MAR-2011 02:14:54	Bright	48.000	69	33Gam Dra	2.2310	3800.0	96	47201	No
35	GOM_NL__2PRFIN20110311_021753_000000373100_00204_47201_5574.N1	11-MAR-2011 02:17:53	Bright	37.000	144	18Del Cyg	2.8600	11000.	74	47201	No
36	GOM_NL__2PRFIN20110311_021914_000000353100_00204_47201_5575.N1	11-MAR-2011 02:19:14	Bright	35.000	66	37Gam Cyg	2.2080	5900.0	70	47201	No
37	GOM_NL__2PRFIN20110311_022828_000000513100_00204_47201_5576.N1	11-MAR-2011 02:28:28	Twilight	51.000	168	17Zet Aql	2.9860	11000.	102	47201	No
38	GOM_NL__2PRFIN20110311_024036_000000443100_00204_47201_5577.N1	11-MAR-2011 02:40:36	Dark	44.000	57	34Sig Sgr	2.0660	26000.	88	47201	No
39	GOM_NL__2PRFIN20110311_024358_000000513100_00204_47201_5578.N1	11-MAR-2011 02:43:58	Dark	50.500	38	20Eps Sgr	1.8360	11000.	101	47201	No
40	GOM_NL__2PRFIN20110311_024720_000000513100_00204_47201_5579.N1	11-MAR-2011 02:47:20	Dark	51.000	25	35Lam Sco	1.6200	28000.	102	47201	No
41	GOM_NL__2PRFIN20110311_024912_000000433100_00205_47202_5569.N1	11-MAR-2011 02:49:12	Dark	42.500	147	Alp Ara	2.8770	26000.	85	47202	No
42	GOM_NL__2PRFIN20110311_025402_000000393100_00205_47202_5570.N1	11-MAR-2011 02:54:02	Dark	38.500	134	Bet TrA	2.8100	6600.0	77	47202	No

43	GOM_NL__2PRFIN20110311_025644_000000463100_00205_47202_5571.N1	11-MAR-2011 02:56:44	Dark	45.500	4	Alp1Cen	-0.010000	5800.0	91	47202	No
44	GOM_NL__2PRFIN20110311_025759_000000463100_00205_47202_5572.N1	11-MAR-2011 02:57:59	Dark	45.500	10	Bet Cen	0.61000	28000.	91	47202	No
45	GOM_NL__2PRFIN20110311_025959_000000423100_00205_47202_5573.N1	11-MAR-2011 02:59:59	Dark	42.000	77	Eps Cen	2.3030	28000.	84	47202	No
46	GOM_NL__2PRFIN20110311_030258_000000443100_00205_47202_5574.N1	11-MAR-2011 03:02:58	Straylight	43.500	64	Gam Cen	2.2000	10600.	87	47202	No
47	GOM_NL__2PRFIN20110311_030457_000000533100_00205_47202_5575.N1	11-MAR-2011 03:04:57	Straylight	52.500	123	lot Cen	2.7500	10200.	105	47202	No
48	GOM_NL__2PRFIN20110311_031107_000000443100_00205_47202_5576.N1	11-MAR-2011 03:11:07	Straylight	44.000	106	9Bet Crv	2.6480	5600.0	88	47202	No
49	GOM_NL__2PRFIN20110311_031337_000000563100_00205_47202_5577.N1	11-MAR-2011 03:13:37	Straylight	56.000	100	4Gam Crv	2.5800	13100.	112	47202	No
50	GOM_NL__2PRFIN20110311_032307_000000413100_00205_47202_5578.N1	11-MAR-2011 03:23:07	Bright	40.500	22	32Alp Leo	1.3600	15200.	81	47202	No
51	GOM_NL__2PRFIN20110311_032527_000000413100_00205_47202_5579.N1	11-MAR-2011 03:25:27	Bright	40.500	51	41Gam1Leo	2.0100	4500.0	81	47202	No
52	GOM_NL__2PRFIN20110311_033332_000000433100_00205_47202_5580.N1	11-MAR-2011 03:33:32	Bright	42.500	174	52Psi UMa	3.0040	4400.0	85	47202	No
53	GOM_NL__2PRFIN20110311_033636_000000403100_00205_47202_5581.N1	11-MAR-2011 03:36:36	Bright	39.500	82	48Bet UMa	2.3650	10600.	79	47202	No
54	GOM_NL__2PRFIN20110311_033803_000000383100_00205_47202_5582.N1	11-MAR-2011 03:38:03	Bright	38.000	36	50Alp UMa	1.8000	6300.0	76	47202	No
55	GOM_NL__2PRFIN20110311_034007_000000473100_00205_47202_5583.N1	11-MAR-2011 03:40:07	Bright	47.000	32	77Eps UMa	1.7630	11000.	94	47202	No
56	GOM_NL__2PRFIN20110311_034512_000000383100_00205_47202_5584.N1	11-MAR-2011 03:45:12	Bright	37.500	60	7Bet UMi	2.0810	3950.0	75	47202	No
57	GOM_NL__2PRFIN20110311_034929_000000483100_00205_47202_5585.N1	11-MAR-2011 03:49:29	Bright	47.500	119	14Eta Dra	2.7270	4700.0	95	47202	No
58	GOM_NL__2PRFIN20110311_035508_000000513100_00205_47202_5586.N1	11-MAR-2011 03:55:08	Bright	50.500	69	33Gam Dra	2.2310	3800.0	101	47202	No
59	GOM_NL__2PRFIN20110311_035807_000000373100_00205_47202_5587.N1	11-MAR-2011 03:58:07	Bright	37.000	144	18Del Cyg	2.8600	11000.	74	47202	No
60	GOM_NL__2PRFIN20110311_035928_000000363100_00205_47202_5588.N1	11-MAR-2011 03:59:28	Bright	35.500	66	37Gam Cyg	2.2080	5900.0	71	47202	No
61	GOM_NL__2PRFIN20110311_040842_000000523100_00205_47202_5589.N1	11-MAR-2011 04:08:42	Tw_i_and_stray	51.500	168	17Zet Aql	2.9860	11000.	103	47202	No
62	GOM_NL__2PRFIN20110311_041854_000000423100_00205_47202_5590.N1	11-MAR-2011 04:18:54	Dark	42.000	155	41Pi Sgr	2.9000	6600.0	84	47202	No
63	GOM_NL__2PRFIN20110311_042051_000000473100_00205_47202_5591.N1	11-MAR-2011 04:20:51	Dark	46.500	57	34Sig Sgr	2.0660	26000.	93	47202	No
64	GOM_NL__2PRFIN20110311_042412_000000463100_00205_47202_5592.N1	11-MAR-2011 04:24:12	Dark	46.000	38	20Eps Sgr	1.8360	11000.	92	47202	No
65	GOM_NL__2PRFIN20110311_042735_000000493100_00205_47202_5593.N1	11-MAR-2011 04:27:35	Dark	49.000	25	35Lam Sco	1.6200	28000.	98	47202	No
66	GOM_NL__2PRFIN20110311_042927_000000423100_00206_47203_5583.N1	11-MAR-2011 04:29:27	Dark	42.000	147	Alp Ara	2.8770	26000.	84	47203	No
67	GOM_NL__2PRFIN20110311_043416_000000413100_00206_47203_5584.N1	11-MAR-2011 04:34:16	Dark	41.000	134	Bet TrA	2.8100	6600.0	82	47203	No
68	GOM_NL__2PRFIN20110311_043658_000000553100_00206_47203_5585.N1	11-MAR-2011 04:36:58	Dark	54.500	4	Alp1Cen	-0.010000	5800.0	109	47203	No
69	GOM_NL__2PRFIN20110311_043814_000000503100_00206_47203_5586.N1	11-MAR-2011 04:38:14	Dark	50.000	10	Bet Cen	0.61000	28000.	100	47203	No
70	GOM_NL__2PRFIN20110311_044013_000000433100_00206_47203_5587.N1	11-MAR-2011 04:40:13	Dark	42.500	77	Eps Cen	2.3030	28000.	85	47203	No
71	GOM_NL__2PRFIN20110311_044312_000000473100_00206_47203_5588.N1	11-MAR-2011 04:43:12	Straylight	46.500	64	Gam Cen	2.2000	10600.	93	47203	No
72	GOM_NL__2PRFIN20110311_044512_000000503100_00206_47203_5589.N1	11-MAR-2011 04:45:12	Straylight	49.500	123	lot Cen	2.7500	10200.	99	47203	No
73	GOM_NL__2PRFIN20110311_045122_000000443100_00206_47203_5590.N1	11-MAR-2011 04:51:22	Straylight	44.000	106	9Bet Crv	2.6480	5600.0	88	47203	No
74	GOM_NL__2PRFIN20110311_045351_000000543100_00206_47203_5591.N1	11-MAR-2011 04:53:51	Straylight	54.000	100	4Gam Crv	2.5800	13100.	108	47203	No
75	GOM_NL__2PRFIN20110311_050321_000000393100_00206_47203_5592.N1	11-MAR-2011 05:03:21	Bright	39.000	22	32Alp Leo	1.3600	15200.	78	47203	No
76	GOM_NL__2PRFIN20110311_050541_000000383100_00206_47203_5593.N1	11-MAR-2011 05:05:41	Bright	38.000	51	41Gam1Leo	2.0100	4500.0	76	47203	No
77	GOM_NL__2PRFIN20110311_051345_000000403100_00206_47203_5594.N1	11-MAR-2011 05:13:45	Bright	40.000	174	52Psi UMa	3.0040	4400.0	80	47203	No
78	GOM_NL__2PRFIN20110311_051650_000000413100_00206_47203_5595.N1	11-MAR-2011 05:16:50	Bright	40.500	82	48Bet UMa	2.3650	10600.	81	47203	No
79	GOM_NL__2PRFIN20110311_051817_000000423100_00206_47203_5596.N1	11-MAR-2011 05:18:17	Bright	41.500	36	50Alp UMa	1.8000	6300.0	83	47203	No
80	GOM_NL__2PRFIN20110311_052021_000000473100_00206_47203_5597.N1	11-MAR-2011 05:20:21	Bright	47.000	32	77Eps UMa	1.7630	11000.	94	47203	No
81	GOM_NL__2PRFIN20110311_052525_000000423100_00206_47203_5598.N1	11-MAR-2011 05:25:25	Bright	41.500	60	7Bet UMi	2.0810	3950.0	83	47203	No
82	GOM_NL__2PRFIN20110311_052943_000000483100_00206_47203_5599.N1	11-MAR-2011 05:29:43	Bright	48.000	119	14Eta Dra	2.7270	4700.0	96	47203	No
83	GOM_NL__2PRFIN20110311_053521_000000453100_00206_47203_5600.N1	11-MAR-2011 05:35:21	Bright	45.000	69	33Gam Dra	2.2310	3800.0	90	47203	No
84	GOM_NL__2PRFIN20110311_053821_000000383100_00206_47203_5601.N1	11-MAR-2011 05:38:21	Bright	38.000	144	18Del Cyg	2.8600	11000.	76	47203	No
85	GOM_NL__2PRFIN20110311_053942_000000383100_00206_47203_5602.N1	11-MAR-2011 05:39:42	Bright	38.000	66	37Gam Cyg	2.2080	5900.0	76	47203	No
86	GOM_NL__2PRFIN20110311_054857_000000473100_00206_47203_5603.N1	11-MAR-2011 05:48:57	Tw_i_and_stray	47.000	168	17Zet Aql	2.9860	11000.	94	47203	No
87	GOM_NL__2PRFIN20110311_055908_000000483100_00206_47203_5604.N1	11-MAR-2011 05:59:08	Dark	47.500	155	41Pi Sgr	2.9000	6600.0	95	47203	No
88	GOM_NL__2PRFIN20110311_060106_000000493100_00206_47203_5605.N1	11-MAR-2011 06:01:06	Dark	48.500	57	34Sig Sgr	2.0660	26000.	97	47203	No
89	GOM_NL__2PRFIN20110311_060427_000000463100_00206_47203_5606.N1	11-MAR-2011 06:04:27	Dark	46.000	38	20Eps Sgr	1.8360	11000.	92	47203	No
90	GOM_NL__2PRFIN20110311_060751_000000493100_00206_47203_5607.N1	11-MAR-2011 06:07:51	Dark	49.000	25	35Lam Sco	1.6200	28000.	98	47203	No
91	GOM_NL__2PRFIN20110311_061431_000000413100_00207_47204_5604.N1	11-MAR-2011 06:14:31	Dark	40.500	134	Bet TrA	2.8100	6600.0	81	47204	No
92	GOM_NL__2PRFIN20110311_061713_000000583100_00207_47204_5605.N1	11-MAR-2011 06:17:13	Dark	58.000	4	Alp1Cen	-0.010000	5800.0	116	47204	No
93	GOM_NL__2PRFIN20110311_061828_000000523100_00207_47204_5606.N1	11-MAR-2011 06:18:28	Dark	51.500	10	Bet Cen	0.61000	28000.	103	47204	No
94	GOM_NL__2PRFIN20110311_062028_000000433100_00207_47204_5607.N1	11-MAR-2011 06:20:28	Dark	43.000	77	Eps Cen	2.3030	28000.	86	47204	No
95	GOM_NL__2PRFIN20110311_062327_000000433100_00207_47204_5608.N1	11-MAR-2011 06:23:27	Straylight	43.000	64	Gam Cen	2.2000	10600.	86	47204	No
96	GOM_NL__2PRFIN20110311_062527_000000533100_00207_47204_5609.N1	11-MAR-2011 06:25:27	Straylight	53.000	123	lot Cen	2.7500	10200.	106	47204	No
97	GOM_NL__2PRFIN20110311_063136_000000493100_00207_47204_5610.N1	11-MAR-2011 06:31:36	Straylight	49.000	106	9Bet Crv	2.6480	5600.0	98	47204	No
98	GOM_NL__2PRFIN20110311_063405_000000553100_00207_47204_5611.N1	11-MAR-2011 06:34:05	Straylight	55.000	100	4Gam Crv	2.5800	13100.	110	47204	No
99	GOM_NL__2PRFIN20110311_064336_000000403100_00207_47204_5612.N1	11-MAR-2011 06:43:36	Bright	40.000	22	32Alp Leo	1.3600	15200.	80	47204	No
100	GOM_NL__2PRFIN20110311_064555_000000413100_00207_47204_5613.N1	11-MAR-2011 06:45:55	Bright	41.000	51	41Gam1Leo	2.0100	4500.0	82	47204	No
101	GOM_NL__2PRFIN20110311_065359_000000413100_00207_47204_5614.N1	11-MAR-2011 06:53:59	Bright	40.500	174	52Psi UMa	3.0040	4400.0	81	47204	No

102	GOM_NL__2PRFIN20110311_065704_000000393100_00207_47204_5615.N1	11-MAR-2011 06:57:04	Bright	38.500	82	48Bet UMa	2.3650	10600.	77	47204	No
103	GOM_NL__2PRFIN20110311_065831_000000413100_00207_47204_5616.N1	11-MAR-2011 06:58:31	Bright	40.500	36	50Alp UMa	1.8000	6300.0	81	47204	No
104	GOM_NL__2PRFIN20110311_070034_000000453100_00207_47204_5617.N1	11-MAR-2011 07:00:34	Bright	45.000	32	77Eps UMa	1.7630	11000.	90	47204	No
105	GOM_NL__2PRFIN20110311_070539_000000393100_00207_47204_5618.N1	11-MAR-2011 07:05:39	Bright	38.500	60	7Bet UMi	2.0810	3950.0	77	47204	No
106	GOM_NL__2PRFIN20110311_070956_000000483100_00207_47204_5619.N1	11-MAR-2011 07:09:56	Bright	48.000	119	14Eta Dra	2.7270	4700.0	96	47204	No
107	GOM_NL__2PRFIN20110311_071535_000000483100_00207_47204_5620.N1	11-MAR-2011 07:15:35	Bright	47.500	69	33Gam Dra	2.2310	3800.0	95	47204	No
108	GOM_NL__2PRFIN20110311_071835_000000393100_00207_47204_5621.N1	11-MAR-2011 07:18:35	Bright	38.500	144	18Del Cyg	2.8600	11000.	77	47204	No
109	GOM_NL__2PRFIN20110311_071956_000000373100_00207_47204_5622.N1	11-MAR-2011 07:19:56	Bright	36.500	66	37Gam Cyg	2.2080	5900.0	73	47204	No
110	GOM_NL__2PRFIN20110311_072911_000000483100_00207_47204_5623.N1	11-MAR-2011 07:29:11	Tw_i_and_stray	48.000	168	17Zet Aql	2.9860	11000.	96	47204	No
111	GOM_NL__2PRFIN20110311_073923_000000463100_00207_47204_5624.N1	11-MAR-2011 07:39:23	Dark	45.500	155	41Pi Sgr	2.9000	6600.0	91	47204	No
112	GOM_NL__2PRFIN20110311_074121_000000453100_00207_47204_5625.N1	11-MAR-2011 07:41:21	Dark	45.000	57	34Sig Sgr	2.0660	26000.	90	47204	No
113	GOM_NL__2PRFIN20110311_074442_000000493100_00207_47204_5626.N1	11-MAR-2011 07:44:42	Dark	48.500	38	20Eps Sgr	1.8360	11000.	97	47204	No
114	GOM_NL__2PRFIN20110311_074843_000000533100_00207_47204_5627.N1	11-MAR-2011 07:48:43	Dark	53.000	40	The Sco	1.8590	7100.0	106	47204	No
115	GOM_NL__2PRFIN20110311_075445_000000403100_00208_47205_5655.N1	11-MAR-2011 07:54:45	Dark	40.000	134	Bet TrA	2.8100	6600.0	80	47205	No
116	GOM_NL__2PRFIN20110311_075728_000000523100_00208_47205_5656.N1	11-MAR-2011 07:57:28	Dark	52.000	4	Alp1Cen	-0.010000	5800.0	104	47205	No
117	GOM_NL__2PRFIN20110311_075843_000000413100_00208_47205_5657.N1	11-MAR-2011 07:58:43	Dark	41.000	10	Bet Cen	0.61000	28000.	82	47205	No
118	GOM_NL__2PRFIN20110311_080043_000000453100_00208_47205_5658.N1	11-MAR-2011 08:00:43	Dark	44.500	77	Eps Cen	2.3030	28000.	89	47205	No
119	GOM_NL__2PRFIN20110311_080341_000000453100_00208_47205_5659.N1	11-MAR-2011 08:03:41	Straylight	44.500	64	Gam Cen	2.2000	10600.	89	47205	No
120	GOM_NL__2PRFIN20110311_080542_000000513100_00208_47205_5660.N1	11-MAR-2011 08:05:42	Straylight	51.000	123	lot Cen	2.7500	10200.	102	47205	No
121	GOM_NL__2PRFIN20110311_081150_000000493100_00208_47205_5661.N1	11-MAR-2011 08:11:50	Straylight	49.000	106	9Bet Crv	2.6480	5600.0	98	47205	No
122	GOM_NL__2PRFIN20110311_081419_000000553100_00208_47205_5662.N1	11-MAR-2011 08:14:19	Straylight	55.000	100	4Gam Crv	2.5800	13100.	110	47205	No
123	GOM_NL__2PRFIN20110311_082349_000000403100_00208_47205_5663.N1	11-MAR-2011 08:23:49	Bright	39.500	22	32Alp Leo	1.3600	15200.	79	47205	No
124	GOM_NL__2PRFIN20110311_082609_000000413100_00208_47205_5664.N1	11-MAR-2011 08:26:09	Bright	40.500	51	41Gam1Leo	2.0100	4500.0	81	47205	No
125	GOM_NL__2PRFIN20110311_083412_000000433100_00208_47205_5665.N1	11-MAR-2011 08:34:12	Bright	43.000	174	52Psi UMa	3.0040	4400.0	86	47205	No
126	GOM_NL__2PRFIN20110311_083717_000000393100_00208_47205_5666.N1	11-MAR-2011 08:37:17	Bright	39.000	82	48Bet UMa	2.3650	10600.	78	47205	No
127	GOM_NL__2PRFIN20110311_083845_000000393100_00208_47205_5667.N1	11-MAR-2011 08:38:45	Bright	38.500	36	50Alp UMa	1.8000	6300.0	77	47205	No
128	GOM_NL__2PRFIN20110311_084047_000000483100_00208_47205_5668.N1	11-MAR-2011 08:40:47	Bright	48.000	32	77Eps UMa	1.7630	11000.	96	47205	No
129	GOM_NL__2PRFIN20110311_084553_000000423100_00208_47205_5669.N1	11-MAR-2011 08:45:53	Bright	42.000	60	7Bet UMi	2.0810	3950.0	84	47205	No
130	GOM_NL__2PRFIN20110311_085009_000000503100_00208_47205_5670.N1	11-MAR-2011 08:50:09	Bright	49.500	119	14Eta Dra	2.7270	4700.0	99	47205	No
131	GOM_NL__2PRFIN20110311_085549_000000503100_00208_47205_5671.N1	11-MAR-2011 08:55:49	Bright	50.000	69	33Gam Dra	2.2310	3800.0	100	47205	No
132	GOM_NL__2PRFIN20110311_085849_000000573100_00208_47205_5672.N1	11-MAR-2011 08:58:49	Bright	57.000	144	18Del Cyg	2.8600	11000.	114	47205	No
133	GOM_NL__2PRFIN20110311_090010_000000383100_00208_47205_5673.N1	11-MAR-2011 09:00:10	Bright	37.500	66	37Gam Cyg	2.2080	5900.0	75	47205	No
134	GOM_NL__2PRFIN20110311_090926_000000513100_00208_47205_5674.N1	11-MAR-2011 09:09:26	Tw_i_and_stray	51.000	168	17Zet Aql	2.9860	11000.	102	47205	No
135	GOM_NL__2PRFIN20110311_091938_000000473100_00208_47205_5675.N1	11-MAR-2011 09:19:38	Dark	47.000	155	41Pi Sgr	2.9000	6600.0	94	47205	No
136	GOM_NL__2PRFIN20110311_092136_000000493100_00208_47205_5676.N1	11-MAR-2011 09:21:36	Dark	49.000	57	34Sig Sgr	2.0660	26000.	98	47205	No
137	GOM_NL__2PRFIN20110311_092457_000000473100_00208_47205_5677.N1	11-MAR-2011 09:24:57	Dark	47.000	38	20Eps Sgr	1.8360	11000.	94	47205	No
138	GOM_NL__2PRFIN20110311_092858_000000553100_00208_47205_5678.N1	11-MAR-2011 09:28:58	Dark	54.500	40	The Sco	1.8590	7100.0	109	47205	No
139	GOM_NL__2PRFIN20110311_093500_000000403100_00209_47206_5685.N1	11-MAR-2011 09:35:00	Dark	39.500	134	Bet TrA	2.8100	6600.0	79	47206	No
140	GOM_NL__2PRFIN20110311_093742_000000493100_00209_47206_5686.N1	11-MAR-2011 09:37:42	Dark	48.500	4	Alp1Cen	-0.010000	5800.0	97	47206	No
141	GOM_NL__2PRFIN20110311_093857_000000513100_00209_47206_5687.N1	11-MAR-2011 09:38:57	Dark	51.000	10	Bet Cen	0.61000	28000.	102	47206	No
142	GOM_NL__2PRFIN20110311_094057_000000443100_00209_47206_5688.N1	11-MAR-2011 09:40:57	Dark	44.000	77	Eps Cen	2.3030	28000.	88	47206	No
143	GOM_NL__2PRFIN20110311_094356_000000473100_00209_47206_5689.N1	11-MAR-2011 09:43:56	Straylight	47.000	64	Gam Cen	2.2000	10600.	94	47206	No
144	GOM_NL__2PRFIN20110311_094556_000000543100_00209_47206_5690.N1	11-MAR-2011 09:45:56	Straylight	53.500	123	lot Cen	2.7500	10200.	107	47206	No
145	GOM_NL__2PRFIN20110311_095204_000000543100_00209_47206_5691.N1	11-MAR-2011 09:52:04	Straylight	54.000	106	9Bet Crv	2.6480	5600.0	108	47206	No
146	GOM_NL__2PRFIN20110311_095433_000000563100_00209_47206_5692.N1	11-MAR-2011 09:54:33	Straylight	55.500	100	4Gam Crv	2.5800	13100.	111	47206	No
147	GOM_NL__2PRFIN20110311_100403_000000393100_00209_47206_5693.N1	11-MAR-2011 10:04:03	Bright	39.000	22	32Alp Leo	1.3600	15200.	78	47206	No
148	GOM_NL__2PRFIN20110311_100623_000000403100_00209_47206_5694.N1	11-MAR-2011 10:06:23	Bright	39.500	51	41Gam1Leo	2.0100	4500.0	79	47206	No
149	GOM_NL__2PRFIN20110311_101426_000000423100_00209_47206_5695.N1	11-MAR-2011 10:14:26	Bright	41.500	174	52Psi UMa	3.0040	4400.0	83	47206	No
150	GOM_NL__2PRFIN20110311_101731_000000403100_00209_47206_5696.N1	11-MAR-2011 10:17:31	Bright	39.500	82	48Bet UMa	2.3650	10600.	79	47206	No
151	GOM_NL__2PRFIN20110311_101858_000000393100_00209_47206_5697.N1	11-MAR-2011 10:18:58	Bright	38.500	36	50Alp UMa	1.8000	6300.0	77	47206	No
152	GOM_NL__2PRFIN20110311_102101_000000473100_00209_47206_5698.N1	11-MAR-2011 10:21:01	Bright	47.000	32	77Eps UMa	1.7630	11000.	94	47206	No
153	GOM_NL__2PRFIN20110311_102607_000000423100_00209_47206_5699.N1	11-MAR-2011 10:26:07	Bright	42.000	60	7Bet UMi	2.0810	3950.0	84	47206	No
154	GOM_NL__2PRFIN20110311_103023_000000483100_00209_47206_5700.N1	11-MAR-2011 10:30:23	Bright	48.000	119	14Eta Dra	2.7270	4700.0	96	47206	No
155	GOM_NL__2PRFIN20110311_103602_000000523100_00209_47206_5701.N1	11-MAR-2011 10:36:02	Bright	51.500	69	33Gam Dra	2.2310	3800.0	103	47206	No
156	GOM_NL__2PRFIN20110311_103903_000000393100_00209_47206_5702.N1	11-MAR-2011 10:39:03	Bright	38.500	144	18Del Cyg	2.8600	11000.	77	47206	No
157	GOM_NL__2PRFIN20110311_104024_000000363100_00209_47206_5703.N1	11-MAR-2011 10:40:24	Bright	36.000	66	37Gam Cyg	2.2080	5900.0	72	47206	No
158	GOM_NL__2PRFIN20110311_104940_000000493100_00209_47206_5704.N1	11-MAR-2011 10:49:40	Tw_i_and_stray	49.000	168	17Zet Aql	2.9860	11000.	98	47206	No
159	GOM_NL__2PRFIN20110311_105952_000000473100_00209_47206_5705.N1	11-MAR-2011 10:59:52	Dark	46.500	155	41Pi Sgr	2.9000	6600.0	93	47206	No
160	GOM_NL__2PRFIN20110311_110150_000000483100_00209_47206_5706.N1	11-MAR-2011 11:01:50	Dark	47.500	57	34Sig Sgr	2.0660	26000.	95	47206	No

161	GOM_NL__2PRFIN20110311_110512_000000473100_00209_47206_5707.N1	11-MAR-2011 11:05:12	Dark	47.000	38	20Eps Sgr	1.8360	11000.	94	47206	No
162	GOM_NL__2PRFIN20110311_110836_000000493100_00209_47206_5708.N1	11-MAR-2011 11:08:36	Dark	48.500	25	35Lam Sco	1.6200	28000.	97	47206	No
163	GOM_NL__2PRFIN20110311_111514_000000393100_00210_47207_5715.N1	11-MAR-2011 11:15:14	Dark	38.500	134	Bet TrA	2.8100	6600.0	77	47207	No
164	GOM_NL__2PRFIN20110311_111756_000000583100_00210_47207_5716.N1	11-MAR-2011 11:17:56	Dark	58.000	4	Alp1Cen	-0.010000	5800.0	116	47207	No
165	GOM_NL__2PRFIN20110311_111912_000000523100_00210_47207_5717.N1	11-MAR-2011 11:19:12	Dark	52.000	10	Bet Cen	0.61000	28000.	104	47207	No
166	GOM_NL__2PRFIN20110311_112112_000000433100_00210_47207_5718.N1	11-MAR-2011 11:21:12	Dark	43.000	77	Eps Cen	2.3030	28000.	86	47207	No
167	GOM_NL__2PRFIN20110311_112410_000000503100_00210_47207_5719.N1	11-MAR-2011 11:24:10	Straylight	50.000	64	Gam Cen	2.2000	10600.	100	47207	No
168	GOM_NL__2PRFIN20110311_112611_000000513100_00210_47207_5720.N1	11-MAR-2011 11:26:11	Straylight	50.500	123	lot Cen	2.7500	10200.	101	47207	No
169	GOM_NL__2PRFIN20110311_113218_000000543100_00210_47207_5721.N1	11-MAR-2011 11:32:18	Straylight	54.000	106	9Bet Crv	2.6480	5600.0	108	47207	No
170	GOM_NL__2PRFIN20110311_113448_000000523100_00210_47207_5722.N1	11-MAR-2011 11:34:48	Straylight	52.000	100	4Gam Crv	2.5800	13100.	104	47207	No
171	GOM_NL__2PRFIN20110311_114417_000000403100_00210_47207_5723.N1	11-MAR-2011 11:44:17	Bright	39.500	22	32Alp Leo	1.3600	15200.	79	47207	No
172	GOM_NL__2PRFIN20110311_114637_000000403100_00210_47207_5724.N1	11-MAR-2011 11:46:37	Bright	40.000	51	41Gam1Leo	2.0100	4500.0	80	47207	No
173	GOM_NL__2PRFIN20110311_115440_000000433100_00210_47207_5725.N1	11-MAR-2011 11:54:40	Bright	42.500	174	52Psi UMa	3.0040	4400.0	85	47207	No
174	GOM_NL__2PRFIN20110311_115744_000000403100_00210_47207_5726.N1	11-MAR-2011 11:57:44	Bright	39.500	82	48Bet UMa	2.3650	10600.	79	47207	No
175	GOM_NL__2PRFIN20110311_115912_000000413100_00210_47207_5727.N1	11-MAR-2011 11:59:12	Bright	40.500	36	50Alp UMa	1.8000	6300.0	81	47207	No
176	GOM_NL__2PRFIN20110311_120114_000000493100_00210_47207_5728.N1	11-MAR-2011 12:01:14	Bright	48.500	32	77Eps UMa	1.7630	11000.	97	47207	No
177	GOM_NL__2PRFIN20110311_120620_000000373100_00210_47207_5729.N1	11-MAR-2011 12:06:20	Bright	37.000	60	7Bet UMi	2.0810	3950.0	74	47207	No
178	GOM_NL__2PRFIN20110311_121036_000000463100_00210_47207_5730.N1	11-MAR-2011 12:10:36	Bright	46.000	119	14Eta Dra	2.7270	4700.0	92	47207	No
179	GOM_NL__2PRFIN20110311_121616_000000453100_00210_47207_5731.N1	11-MAR-2011 12:16:16	Bright	44.500	69	33Gam Dra	2.2310	3800.0	89	47207	No
180	GOM_NL__2PRFIN20110311_121917_000000373100_00210_47207_5732.N1	11-MAR-2011 12:19:17	Bright	36.500	144	18Del Cyg	2.8600	11000.	73	47207	No
181	GOM_NL__2PRFIN20110311_122038_000000353100_00210_47207_5733.N1	11-MAR-2011 12:20:38	Bright	35.000	66	37Gam Cyg	2.2080	5900.0	70	47207	No
182	GOM_NL__2PRFIN20110311_122954_000000473100_00210_47207_5734.N1	11-MAR-2011 12:29:54	Tw_i_and_stray	47.000	168	17Zet Aql	2.9860	11000.	94	47207	No
183	GOM_NL__2PRFIN20110311_124007_000000443100_00210_47207_5735.N1	11-MAR-2011 12:40:07	Dark	43.500	155	41Pi Sgr	2.9000	6600.0	87	47207	No
184	GOM_NL__2PRFIN20110311_124205_000000463100_00210_47207_5736.N1	11-MAR-2011 12:42:05	Dark	45.500	57	34Sig Sgr	2.0660	26000.	91	47207	No
185	GOM_NL__2PRFIN20110311_124526_000000463100_00210_47207_5737.N1	11-MAR-2011 12:45:26	Dark	45.500	38	20Eps Sgr	1.8360	11000.	91	47207	No
186	GOM_NL__2PRFIN20110311_124851_000000583100_00210_47207_5738.N1	11-MAR-2011 12:48:51	Dark	57.500	25	35Lam Sco	1.6200	28000.	115	47207	No
187	GOM_NL__2PRFIN20110311_125041_000000443100_00211_47208_5767.N1	11-MAR-2011 12:50:41	Dark	43.500	147	Alp Ara	2.8770	26000.	87	47208	No
188	GOM_NL__2PRFIN20110311_125529_000000403100_00211_47208_5768.N1	11-MAR-2011 12:55:29	Dark	39.500	134	Bet TrA	2.8100	6600.0	79	47208	No
189	GOM_NL__2PRFIN20110311_125811_000000443100_00211_47208_5769.N1	11-MAR-2011 12:58:11	Dark	44.000	4	Alp1Cen	-0.010000	5800.0	88	47208	No
190	GOM_NL__2PRFIN20110311_125926_000000503100_00211_47208_5770.N1	11-MAR-2011 12:59:26	Dark	49.500	10	Bet Cen	0.61000	28000.	99	47208	No
191	GOM_NL__2PRFIN20110311_130126_000000443100_00211_47208_5771.N1	11-MAR-2011 13:01:26	Dark	43.500	77	Eps Cen	2.3030	28000.	87	47208	No
192	GOM_NL__2PRFIN20110311_130425_000000433100_00211_47208_5772.N1	11-MAR-2011 13:04:25	Straylight	42.500	64	Gam Cen	2.2000	10600.	85	47208	No
193	GOM_NL__2PRFIN20110311_130625_000000543100_00211_47208_5773.N1	11-MAR-2011 13:06:25	Straylight	53.500	123	lot Cen	2.7500	10200.	107	47208	No
194	GOM_NL__2PRFIN20110311_131233_000000583100_00211_47208_5774.N1	11-MAR-2011 13:12:33	Straylight	57.500	106	9Bet Crv	2.6480	5600.0	115	47208	No
195	GOM_NL__2PRFIN20110311_131501_000000543100_00211_47208_5775.N1	11-MAR-2011 13:15:01	Straylight	53.500	100	4Gam Crv	2.5800	13100.	107	47208	No
196	GOM_NL__2PRFIN20110311_132431_000000373100_00211_47208_5776.N1	11-MAR-2011 13:24:31	Bright	37.000	22	32Alp Leo	1.3600	15200.	74	47208	No
197	GOM_NL__2PRFIN20110311_132651_000000393100_00211_47208_5777.N1	11-MAR-2011 13:26:51	Bright	38.500	51	41Gam1Leo	2.0100	4500.0	77	47208	No
198	GOM_NL__2PRFIN20110311_133453_000000413100_00211_47208_5778.N1	11-MAR-2011 13:34:53	Bright	40.500	174	52Psi UMa	3.0040	4400.0	81	47208	No
199	GOM_NL__2PRFIN20110311_133758_000000383100_00211_47208_5779.N1	11-MAR-2011 13:37:58	Bright	38.000	82	48Bet UMa	2.3650	10600.	76	47208	No
200	GOM_NL__2PRFIN20110311_133926_000000413100_00211_47208_5780.N1	11-MAR-2011 13:39:26	Bright	40.500	36	50Alp UMa	1.8000	6300.0	81	47208	No
201	GOM_NL__2PRFIN20110311_134127_000000473100_00211_47208_5781.N1	11-MAR-2011 13:41:27	Bright	46.500	32	77Eps UMa	1.7630	11000.	93	47208	No
202	GOM_NL__2PRFIN20110311_134634_000000383100_00211_47208_5782.N1	11-MAR-2011 13:46:34	Bright	37.500	60	7Bet UMi	2.0810	3950.0	75	47208	No
203	GOM_NL__2PRFIN20110311_135050_000000483100_00211_47208_5783.N1	11-MAR-2011 13:50:50	Bright	48.000	119	14Eta Dra	2.7270	4700.0	96	47208	No
204	GOM_NL__2PRFIN20110311_135630_000000503100_00211_47208_5784.N1	11-MAR-2011 13:56:30	Bright	50.000	69	33Gam Dra	2.2310	3800.0	100	47208	No
205	GOM_NL__2PRFIN20110311_135931_000000383100_00211_47208_5785.N1	11-MAR-2011 13:59:31	Bright	37.500	144	18Del Cyg	2.8600	11000.	75	47208	No
206	GOM_NL__2PRFIN20110311_140052_000000373100_00211_47208_5786.N1	11-MAR-2011 14:00:52	Bright	37.000	66	37Gam Cyg	2.2080	5900.0	74	47208	No
207	GOM_NL__2PRFIN20110311_141009_000000503100_00211_47208_5787.N1	11-MAR-2011 14:10:09	Tw_i_and_stray	50.000	168	17Zet Aql	2.9860	11000.	100	47208	No
208	GOM_NL__2PRFIN20110311_142022_000000443100_00211_47208_5788.N1	11-MAR-2011 14:20:22	Dark	44.000	155	41Pi Sgr	2.9000	6600.0	88	47208	No
209	GOM_NL__2PRFIN20110311_142220_000000443100_00211_47208_5789.N1	11-MAR-2011 14:22:20	Dark	44.000	57	34Sig Sgr	2.0660	26000.	88	47208	No
210	GOM_NL__2PRFIN20110311_142541_000000463100_00211_47208_5790.N1	11-MAR-2011 14:25:41	Dark	46.000	38	20Eps Sgr	1.8360	11000.	92	47208	No
211	GOM_NL__2PRFIN20110311_142906_000000493100_00211_47208_5791.N1	11-MAR-2011 14:29:06	Dark	48.500	25	35Lam Sco	1.6200	28000.	97	47208	No
212	GOM_NL__2PRFIN20110311_143055_000000433100_00212_47209_5780.N1	11-MAR-2011 14:30:55	Dark	42.500	147	Alp Ara	2.8770	26000.	85	47209	No
213	GOM_NL__2PRFIN20110311_143543_000000423100_00212_47209_5781.N1	11-MAR-2011 14:35:43	Dark	41.500	134	Bet TrA	2.8100	6600.0	83	47209	No
214	GOM_NL__2PRFIN20110311_143826_000000473100_00212_47209_5782.N1	11-MAR-2011 14:38:26	Dark	46.500	4	Alp1Cen	-0.010000	5800.0	93	47209	No
215	GOM_NL__2PRFIN20110311_143941_000000483100_00212_47209_5783.N1	11-MAR-2011 14:39:41	Dark	48.000	10	Bet Cen	0.61000	28000.	96	47209	No
216	GOM_NL__2PRFIN20110311_144141_000000413100_00212_47209_5784.N1	11-MAR-2011 14:41:41	Dark	41.000	77	Eps Cen	2.3030	28000.	82	47209	No
217	GOM_NL__2PRFIN20110311_144439_000000423100_00212_47209_5785.N1	11-MAR-2011 14:44:39	Straylight	42.000	64	Gam Cen	2.2000	10600.	84	47209	No
218	GOM_NL__2PRFIN20110311_144640_000000533100_00212_47209_5786.N1	11-MAR-2011 14:46:40	Straylight	53.000	123	lot Cen	2.7500	10200.	106	47209	No
219	GOM_NL__2PRFIN20110311_145247_000000573100_00212_47209_5787.N1	11-MAR-2011 14:52:47	Straylight	57.000	106	9Bet Crv	2.6480	5600.0	114	47209	No

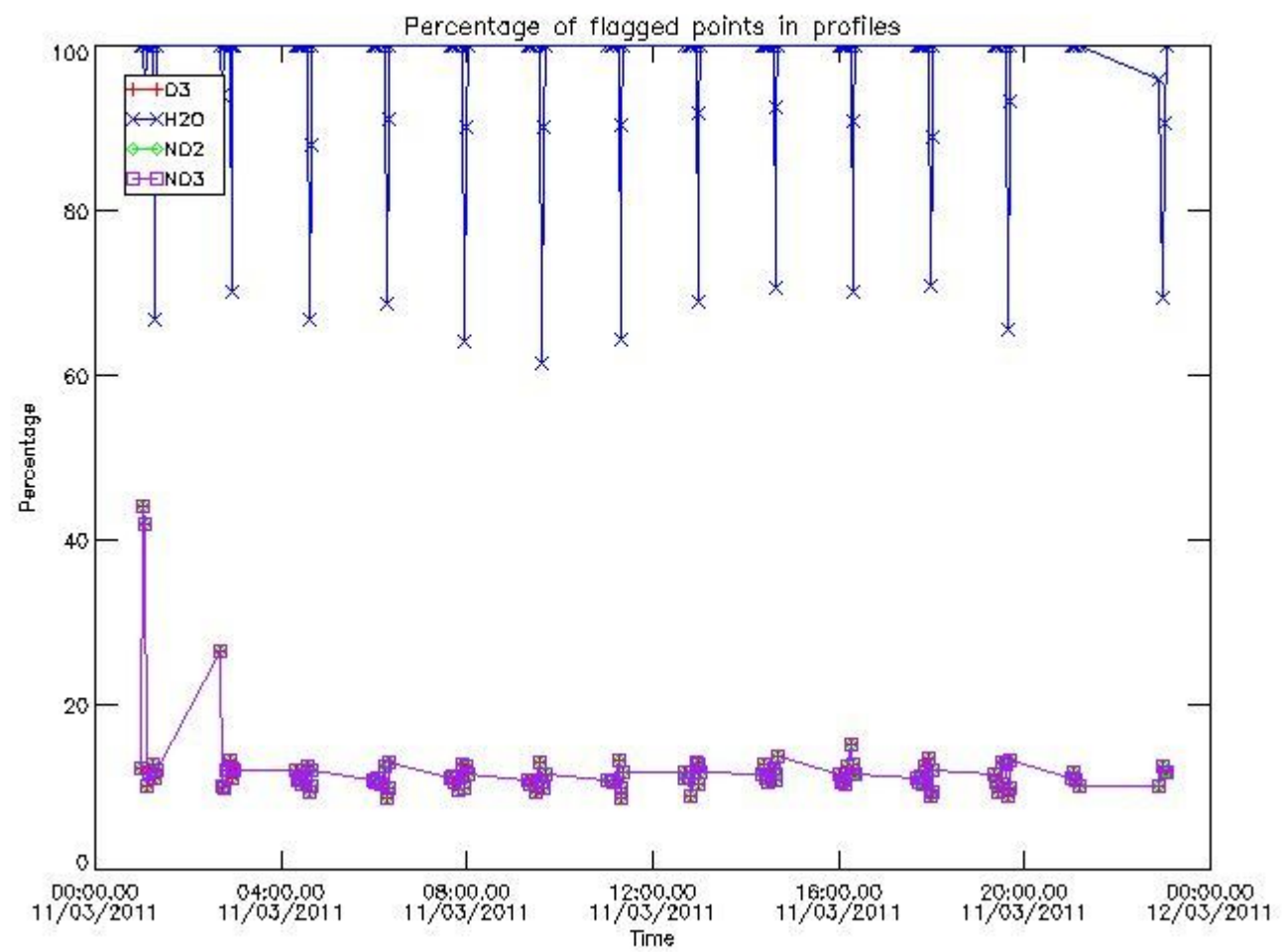
220	GOM_NL__2PRFIN20110311_145516_000000543100_00212_47209_5788.N1	11-MAR-2011 14:55:16	Straylight	53.500	100	4Gam Crv	2.5800	13100.	107	47209	No
221	GOM_NL__2PRFIN20110311_150445_000000443100_00212_47209_5789.N1	11-MAR-2011 15:04:45	Bright	44.000	22	32Alp Leo	1.3600	15200.	88	47209	No
222	GOM_NL__2PRFIN20110311_150705_000000393100_00212_47209_5790.N1	11-MAR-2011 15:07:05	Bright	39.000	51	41Gam1Leo	2.0100	4500.0	78	47209	No
223	GOM_NL__2PRFIN20110311_151507_000000433100_00212_47209_5791.N1	11-MAR-2011 15:15:07	Bright	42.500	174	52Psi UMa	3.0040	4400.0	85	47209	No
224	GOM_NL__2PRFIN20110311_151812_000000403100_00212_47209_5792.N1	11-MAR-2011 15:18:12	Bright	39.500	82	48Bet UMa	2.3650	10600.	79	47209	No
225	GOM_NL__2PRFIN20110311_151939_000000413100_00212_47209_5793.N1	11-MAR-2011 15:19:39	Bright	41.000	36	50Alp UMa	1.8000	6300.0	82	47209	No
226	GOM_NL__2PRFIN20110311_152140_000000473100_00212_47209_5794.N1	11-MAR-2011 15:21:40	Bright	47.000	32	77Eps UMa	1.7630	11000.	94	47209	No
227	GOM_NL__2PRFIN20110311_152647_000000423100_00212_47209_5795.N1	11-MAR-2011 15:26:47	Bright	42.000	60	7Bet UMi	2.0810	3950.0	84	47209	No
228	GOM_NL__2PRFIN20110311_153103_000000483100_00212_47209_5796.N1	11-MAR-2011 15:31:03	Bright	48.000	119	14Eta Dra	2.7270	4700.0	96	47209	No
229	GOM_NL__2PRFIN20110311_153644_000000453100_00212_47209_5797.N1	11-MAR-2011 15:36:44	Bright	45.000	69	33Gam Dra	2.2310	3800.0	90	47209	No
230	GOM_NL__2PRFIN20110311_153945_000000373100_00212_47209_5798.N1	11-MAR-2011 15:39:45	Bright	36.500	144	18Del Cyg	2.8600	11000.	73	47209	No
231	GOM_NL__2PRFIN20110311_154107_000000353100_00212_47209_5799.N1	11-MAR-2011 15:41:07	Bright	35.000	66	37Gam Cyg	2.2080	5900.0	70	47209	No
232	GOM_NL__2PRFIN20110311_155023_000000523100_00212_47209_5800.N1	11-MAR-2011 15:50:23	Tw_i_and_stray	52.000	168	17Zet Aql	2.9860	11000.	104	47209	No
233	GOM_NL__2PRFIN20110311_160037_000000493100_00212_47209_5801.N1	11-MAR-2011 16:00:37	Dark	48.500	155	41Pi Sgr	2.9000	6600.0	97	47209	No
234	GOM_NL__2PRFIN20110311_160234_000000493100_00212_47209_5802.N1	11-MAR-2011 16:02:34	Dark	48.500	57	34Sig Sgr	2.0660	26000.	97	47209	No
235	GOM_NL__2PRFIN20110311_160556_000000473100_00212_47209_5803.N1	11-MAR-2011 16:05:56	Dark	47.000	38	20Eps Sgr	1.8360	11000.	94	47209	No
236	GOM_NL__2PRFIN20110311_160921_000000503100_00212_47209_5804.N1	11-MAR-2011 16:09:21	Dark	49.500	25	35Lam Sco	1.6200	28000.	99	47209	No
237	GOM_NL__2PRFIN20110311_161110_000000413100_00213_47210_5824.N1	11-MAR-2011 16:11:10	Dark	41.000	147	Alp Ara	2.8770	26000.	82	47210	No
238	GOM_NL__2PRFIN20110311_161558_000000403100_00213_47210_5825.N1	11-MAR-2011 16:15:58	Dark	40.000	134	Bet TrA	2.8100	6600.0	80	47210	No
239	GOM_NL__2PRFIN20110311_161840_000000443100_00213_47210_5826.N1	11-MAR-2011 16:18:40	Dark	44.000	4	Alp1Cen	-0.010000	5800.0	88	47210	No
240	GOM_NL__2PRFIN20110311_161955_000000443100_00213_47210_5827.N1	11-MAR-2011 16:19:55	Dark	44.000	10	Bet Cen	0.61000	28000.	88	47210	No
241	GOM_NL__2PRFIN20110311_162155_000000443100_00213_47210_5828.N1	11-MAR-2011 16:21:55	Dark	44.000	77	Eps Cen	2.3030	28000.	88	47210	No
242	GOM_NL__2PRFIN20110311_162454_000000483100_00213_47210_5829.N1	11-MAR-2011 16:24:54	Straylight	48.000	64	Gam Cen	2.2000	10600.	96	47210	No
243	GOM_NL__2PRFIN20110311_162655_000000513100_00213_47210_5830.N1	11-MAR-2011 16:26:55	Straylight	50.500	123	Iot Cen	2.7500	10200.	101	47210	No
244	GOM_NL__2PRFIN20110311_163301_000000583100_00213_47210_5831.N1	11-MAR-2011 16:33:01	Straylight	57.500	106	9Bet Crv	2.6480	5600.0	115	47210	No
245	GOM_NL__2PRFIN20110311_163530_000000573100_00213_47210_5832.N1	11-MAR-2011 16:35:30	Straylight	56.500	100	4Gam Crv	2.5800	13100.	113	47210	No
246	GOM_NL__2PRFIN20110311_164459_000000393100_00213_47210_5833.N1	11-MAR-2011 16:44:59	Bright	39.000	22	32Alp Leo	1.3600	15200.	78	47210	No
247	GOM_NL__2PRFIN20110311_164719_000000393100_00213_47210_5834.N1	11-MAR-2011 16:47:19	Bright	39.000	51	41Gam1Leo	2.0100	4500.0	78	47210	No
248	GOM_NL__2PRFIN20110311_165520_000000423100_00213_47210_5835.N1	11-MAR-2011 16:55:20	Bright	42.000	174	52Psi UMa	3.0040	4400.0	84	47210	No
249	GOM_NL__2PRFIN20110311_165826_000000393100_00213_47210_5836.N1	11-MAR-2011 16:58:26	Bright	39.000	82	48Bet UMa	2.3650	10600.	78	47210	No
250	GOM_NL__2PRFIN20110311_165953_000000403100_00213_47210_5837.N1	11-MAR-2011 16:59:53	Bright	40.000	36	50Alp UMa	1.8000	6300.0	80	47210	No
251	GOM_NL__2PRFIN20110311_170153_000000483100_00213_47210_5838.N1	11-MAR-2011 17:01:53	Bright	47.500	32	77Eps UMa	1.7630	11000.	95	47210	No
252	GOM_NL__2PRFIN20110311_170701_000000423100_00213_47210_5839.N1	11-MAR-2011 17:07:01	Bright	41.500	60	7Bet UMi	2.0810	3950.0	83	47210	No
253	GOM_NL__2PRFIN20110311_171117_000000483100_00213_47210_5840.N1	11-MAR-2011 17:11:17	Bright	47.500	119	14Eta Dra	2.7270	4700.0	95	47210	No
254	GOM_NL__2PRFIN20110311_171657_000000493100_00213_47210_5841.N1	11-MAR-2011 17:16:57	Bright	48.500	69	33Gam Dra	2.2310	3800.0	97	47210	No
255	GOM_NL__2PRFIN20110311_171959_000000393100_00213_47210_5842.N1	11-MAR-2011 17:19:59	Bright	39.000	144	18Del Cyg	2.8600	11000.	78	47210	No
256	GOM_NL__2PRFIN20110311_172121_000000363100_00213_47210_5843.N1	11-MAR-2011 17:21:21	Bright	36.000	66	37Gam Cyg	2.2080	5900.0	72	47210	No
257	GOM_NL__2PRFIN20110311_173038_000000503100_00213_47210_5844.N1	11-MAR-2011 17:30:38	Tw_i_and_stray	49.500	168	17Zet Aql	2.9860	11000.	99	47210	No
258	GOM_NL__2PRFIN20110311_174051_000000463100_00213_47210_5845.N1	11-MAR-2011 17:40:51	Dark	46.000	155	41Pi Sgr	2.9000	6600.0	92	47210	No
259	GOM_NL__2PRFIN20110311_174249_000000493100_00213_47210_5846.N1	11-MAR-2011 17:42:49	Dark	48.500	57	34Sig Sgr	2.0660	26000.	97	47210	No
260	GOM_NL__2PRFIN20110311_174611_000000453100_00213_47210_5847.N1	11-MAR-2011 17:46:11	Dark	45.000	38	20Eps Sgr	1.8360	11000.	90	47210	No
261	GOM_NL__2PRFIN20110311_174936_000000493100_00213_47210_5848.N1	11-MAR-2011 17:49:36	Dark	49.000	25	35Lam Sco	1.6200	28000.	98	47210	No
262	GOM_NL__2PRFIN20110311_175125_000000413100_00214_47211_5851.N1	11-MAR-2011 17:51:25	Dark	41.000	147	Alp Ara	2.8770	26000.	82	47211	No
263	GOM_NL__2PRFIN20110311_175613_000000383100_00214_47211_5852.N1	11-MAR-2011 17:56:13	Dark	37.500	134	Bet TrA	2.8100	6600.0	75	47211	No
264	GOM_NL__2PRFIN20110311_175855_000000573100_00214_47211_5853.N1	11-MAR-2011 17:58:55	Dark	57.000	4	Alp1Cen	-0.010000	5800.0	114	47211	No
265	GOM_NL__2PRFIN20110311_180010_000000543100_00214_47211_5854.N1	11-MAR-2011 18:00:10	Dark	54.000	10	Bet Cen	0.61000	28000.	108	47211	No
266	GOM_NL__2PRFIN20110311_180210_000000433100_00214_47211_5855.N1	11-MAR-2011 18:02:10	Dark	42.500	77	Eps Cen	2.3030	28000.	85	47211	No
267	GOM_NL__2PRFIN20110311_180508_000000433100_00214_47211_5856.N1	11-MAR-2011 18:05:08	Straylight	42.500	64	Gam Cen	2.2000	10600.	85	47211	No
268	GOM_NL__2PRFIN20110311_180709_000000563100_00214_47211_5857.N1	11-MAR-2011 18:07:09	Straylight	55.500	123	Iot Cen	2.7500	10200.	111	47211	No
269	GOM_NL__2PRFIN20110311_181316_000000583100_00214_47211_5858.N1	11-MAR-2011 18:13:16	Straylight	57.500	106	9Bet Crv	2.6480	5600.0	115	47211	No
270	GOM_NL__2PRFIN20110311_181544_000000573100_00214_47211_5859.N1	11-MAR-2011 18:15:44	Straylight	56.500	100	4Gam Crv	2.5800	13100.	113	47211	No
271	GOM_NL__2PRFIN20110311_182513_000000393100_00214_47211_5860.N1	11-MAR-2011 18:25:13	Bright	38.500	22	32Alp Leo	1.3600	15200.	77	47211	No
272	GOM_NL__2PRFIN20110311_182732_000000403100_00214_47211_5861.N1	11-MAR-2011 18:27:32	Bright	40.000	51	41Gam1Leo	2.0100	4500.0	80	47211	No
273	GOM_NL__2PRFIN20110311_183534_000000423100_00214_47211_5862.N1	11-MAR-2011 18:35:34	Bright	41.500	174	52Psi UMa	3.0040	4400.0	83	47211	No
274	GOM_NL__2PRFIN20110311_183839_000000403100_00214_47211_5863.N1	11-MAR-2011 18:38:39	Bright	40.000	82	48Bet UMa	2.3650	10600.	80	47211	No
275	GOM_NL__2PRFIN20110311_184007_000000413100_00214_47211_5864.N1	11-MAR-2011 18:40:07	Bright	40.500	36	50Alp UMa	1.8000	6300.0	81	47211	No
276	GOM_NL__2PRFIN20110311_184207_000000623100_00214_47211_5865.N1	11-MAR-2011 18:42:07	Bright	62.000	32	77Eps UMa	1.7630	11000.	124	47211	No
277	GOM_NL__2PRFIN20110311_184715_000000433100_00214_47211_5866.N1	11-MAR-2011 18:47:15	Bright	43.000	60	7Bet UMi	2.0810	3950.0	86	47211	No
278	GOM_NL__2PRFIN20110311_185130_000000493100_00214_47211_5867.N1	11-MAR-2011 18:51:30	Bright	49.000	119	14Eta Dra	2.7270	4700.0	98	47211	No

279	GOM_NL__2PRFIN20110311_185711_000000513100_00214_47211_5868.N1	11-MAR-2011 18:57:11	Bright	50.500	69	33Gam Dra	2.2310	3800.0	101	47211	No
280	GOM_NL__2PRFIN20110311_190013_000000373100_00214_47211_5869.N1	11-MAR-2011 19:00:13	Bright	37.000	144	18Del Cyg	2.8600	11000.	74	47211	No
281	GOM_NL__2PRFIN20110311_190135_000000373100_00214_47211_5870.N1	11-MAR-2011 19:01:35	Bright	37.000	66	37Gam Cyg	2.2080	5900.0	74	47211	No
282	GOM_NL__2PRFIN20110311_191052_000000513100_00214_47211_5871.N1	11-MAR-2011 19:10:52	Twilight	50.500	168	17Zet Aql	2.9860	11000.	101	47211	No
283	GOM_NL__2PRFIN20110311_192106_000000453100_00214_47211_5872.N1	11-MAR-2011 19:21:06	Dark	44.500	155	41Pi Sgr	2.9000	6600.0	89	47211	No
284	GOM_NL__2PRFIN20110311_192304_000000493100_00214_47211_5873.N1	11-MAR-2011 19:23:04	Dark	48.500	57	34Sig Sgr	2.0660	26000.	97	47211	No
285	GOM_NL__2PRFIN20110311_192626_000000543100_00214_47211_5874.N1	11-MAR-2011 19:26:26	Dark	54.000	38	20Eps Sgr	1.8360	11000.	108	47211	No
286	GOM_NL__2PRFIN20110311_192951_000000503100_00214_47211_5875.N1	11-MAR-2011 19:29:51	Dark	49.500	25	35Lam Sco	1.6200	28000.	99	47211	No
287	GOM_NL__2PRFIN20110311_193140_000000433100_00215_47212_5876.N1	11-MAR-2011 19:31:40	Dark	43.000	147	Alp Ara	2.8770	26000.	86	47212	No
288	GOM_NL__2PRFIN20110311_193627_000000403100_00215_47212_5877.N1	11-MAR-2011 19:36:27	Dark	40.000	134	Bet TrA	2.8100	6600.0	80	47212	No
289	GOM_NL__2PRFIN20110311_193909_000000573100_00215_47212_5878.N1	11-MAR-2011 19:39:09	Dark	57.000	4	Alp1Cen	-0.010000	5800.0	114	47212	No
290	GOM_NL__2PRFIN20110311_194024_000000523100_00215_47212_5879.N1	11-MAR-2011 19:40:24	Dark	51.500	10	Bet Cen	0.61000	28000.	103	47212	No
291	GOM_NL__2PRFIN20110311_194225_000000423100_00215_47212_5880.N1	11-MAR-2011 19:42:25	Dark	42.000	77	Eps Cen	2.3030	28000.	84	47212	No
292	GOM_NL__2PRFIN20110311_194522_000000473100_00215_47212_5881.N1	11-MAR-2011 19:45:22	Straylight	47.000	64	Gam Cen	2.2000	10600.	94	47212	No
293	GOM_NL__2PRFIN20110311_194724_000000533100_00215_47212_5882.N1	11-MAR-2011 19:47:24	Straylight	52.500	123	lot Cen	2.7500	10200.	105	47212	No
294	GOM_NL__2PRFIN20110311_195330_000000563100_00215_47212_5883.N1	11-MAR-2011 19:53:30	Straylight	55.500	106	9Bet Crv	2.6480	5600.0	111	47212	No
295	GOM_NL__2PRFIN20110311_195558_000000543100_00215_47212_5884.N1	11-MAR-2011 19:55:58	Straylight	53.500	100	4Gam Crv	2.5800	13100.	107	47212	No
296	GOM_NL__2PRFIN20110311_200527_000000403100_00215_47212_5885.N1	11-MAR-2011 20:05:27	Bright	39.500	22	32Alp Leo	1.3600	15200.	79	47212	No
297	GOM_NL__2PRFIN20110311_200746_000000403100_00215_47212_5886.N1	11-MAR-2011 20:07:46	Bright	39.500	51	41Gam1Leo	2.0100	4500.0	79	47212	No
298	GOM_NL__2PRFIN20110311_201548_000000393100_00215_47212_5887.N1	11-MAR-2011 20:15:48	Bright	39.000	174	52Psi UMa	3.0040	4400.0	78	47212	No
299	GOM_NL__2PRFIN20110311_201853_000000393100_00215_47212_5888.N1	11-MAR-2011 20:18:53	Bright	38.500	82	48Bet UMa	2.3650	10600.	77	47212	No
300	GOM_NL__2PRFIN20110311_202021_000000403100_00215_47212_5889.N1	11-MAR-2011 20:20:21	Bright	39.500	36	50Alp UMa	1.8000	6300.0	79	47212	No
301	GOM_NL__2PRFIN20110311_202220_000000483100_00215_47212_5890.N1	11-MAR-2011 20:22:20	Bright	48.000	32	77Eps UMa	1.7630	11000.	96	47212	No
302	GOM_NL__2PRFIN20110311_202728_000000433100_00215_47212_5891.N1	11-MAR-2011 20:27:28	Bright	42.500	60	7Bet UMi	2.0810	3950.0	85	47212	No
303	GOM_NL__2PRFIN20110311_203144_000000493100_00215_47212_5892.N1	11-MAR-2011 20:31:44	Bright	49.000	119	14Eta Dra	2.7270	4700.0	98	47212	No
304	GOM_NL__2PRFIN20110311_203725_000000533100_00215_47212_5893.N1	11-MAR-2011 20:37:25	Bright	53.000	69	33Gam Dra	2.2310	3800.0	106	47212	No
305	GOM_NL__2PRFIN20110311_204027_000000373100_00215_47212_5894.N1	11-MAR-2011 20:40:27	Bright	37.000	144	18Del Cyg	2.8600	11000.	74	47212	No
306	GOM_NL__2PRFIN20110311_204149_000000393100_00215_47212_5895.N1	11-MAR-2011 20:41:49	Bright	38.500	66	37Gam Cyg	2.2080	5900.0	77	47212	No
307	GOM_NL__2PRFIN20110311_205107_000000503100_00215_47212_5896.N1	11-MAR-2011 20:51:07	Twilight	50.000	168	17Zet Aql	2.9860	11000.	100	47212	No
308	GOM_NL__2PRFIN20110311_210121_000000463100_00215_47212_6179.N1	11-MAR-2011 21:01:21	Dark	45.500	155	41Pi Sgr	2.9000	6600.0	91	47212	No
309	GOM_NL__2PRFIN20110311_210319_000000443100_00215_47212_6180.N1	11-MAR-2011 21:03:19	Dark	43.500	57	34Sig Sgr	2.0660	26000.	87	47212	No
310	GOM_NL__2PRFIN20110311_210641_000000483100_00215_47212_6181.N1	11-MAR-2011 21:06:41	Dark	47.500	38	20Eps Sgr	1.8360	11000.	95	47212	No
311	GOM_NL__2PRFIN20110311_211006_000000503100_00215_47212_6182.N1	11-MAR-2011 21:10:06	Dark	49.500	25	35Lam Sco	1.6200	28000.	99	47212	No
312	GOM_NL__2PRFIN20110311_225317_000000613100_00217_47214_5939.N1	11-MAR-2011 22:53:17	Dark	60.500	75	26Eps Sco	2.2910	4250.0	121	47214	No
313	GOM_NL__2PRFIN20110311_225938_000000453100_00217_47214_5940.N1	11-MAR-2011 22:59:38	Dark	44.500	4	Alp1Cen	-0.010000	5800.0	89	47214	No
314	GOM_NL__2PRFIN20110311_230053_000000443100_00217_47214_5941.N1	11-MAR-2011 23:00:53	Dark	43.500	10	Bet Cen	0.61000	28000.	87	47214	No
315	GOM_NL__2PRFIN20110311_230254_000000433100_00217_47214_5942.N1	11-MAR-2011 23:02:54	Dark	43.000	77	Eps Cen	2.3030	28000.	86	47214	No
316	GOM_NL__2PRFIN20110311_230550_000000273100_00217_47214_5943.N1	11-MAR-2011 23:05:50	Straylight	27.000	54	5The Cen	2.0550	4500.0	54	47214	No
317	GOM_NL__2PRFIN20110311_230753_000000553100_00217_47214_5944.N1	11-MAR-2011 23:07:53	Straylight	54.500	123	lot Cen	2.7500	10200.	109	47214	No
318	GOM_NL__2PRFIN20110311_231359_000000553100_00217_47214_5945.N1	11-MAR-2011 23:13:59	Straylight	54.500	106	9Bet Crv	2.6480	5600.0	109	47214	No
319	GOM_NL__2PRFIN20110311_231626_000000543100_00217_47214_5946.N1	11-MAR-2011 23:16:26	Straylight	53.500	100	4Gam Crv	2.5800	13100.	107	47214	No
320	GOM_NL__2PRFIN20110311_232555_000000393100_00217_47214_5947.N1	11-MAR-2011 23:25:55	Bright	38.500	22	32Alp Leo	1.3600	15200.	77	47214	No
321	GOM_NL__2PRFIN20110311_232814_000000393100_00217_47214_5948.N1	11-MAR-2011 23:28:14	Bright	39.000	51	41Gam1Leo	2.0100	4500.0	78	47214	No
322	GOM_NL__2PRFIN20110311_233614_000000423100_00217_47214_5949.N1	11-MAR-2011 23:36:14	Bright	41.500	174	52Psi UMa	3.0040	4400.0	83	47214	No
323	GOM_NL__2PRFIN20110311_233920_000000393100_00217_47214_5950.N1	11-MAR-2011 23:39:20	Bright	39.000	82	48Bet UMa	2.3650	10600.	78	47214	No
324	GOM_NL__2PRFIN20110311_234048_000000403100_00217_47214_5951.N1	11-MAR-2011 23:40:48	Bright	40.000	36	50Alp UMa	1.8000	6300.0	80	47214	No
325	GOM_NL__2PRFIN20110311_234246_000000483100_00217_47214_5952.N1	11-MAR-2011 23:42:46	Bright	48.000	32	77Eps UMa	1.7630	11000.	96	47214	No
326	GOM_NL__2PRFIN20110311_234755_000000413100_00217_47214_5953.N1	11-MAR-2011 23:47:55	Bright	40.500	60	7Bet UMi	2.0810	3950.0	81	47214	No
327	GOM_NL__2PRFIN20110311_235210_000000473100_00217_47214_5954.N1	11-MAR-2011 23:52:10	Bright	46.500	119	14Eta Dra	2.7270	4700.0	93	47214	No
328	GOM_NL__2PRFIN20110311_235752_000000493100_00217_47214_5955.N1	11-MAR-2011 23:57:52	Bright	49.000	69	33Gam Dra	2.2310	3800.0	98	47214	No

3. Quality information per product

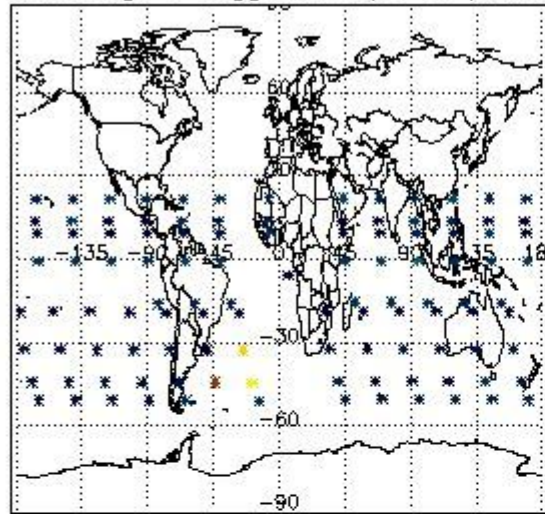
In this section it is plotted some information contained in the Quality Summary data set of the level 2 products. Only products in dark limb conditions and without errors (error flag in the MPH set to "0") are used.

3.1 Plot quality information per product (time dependant)

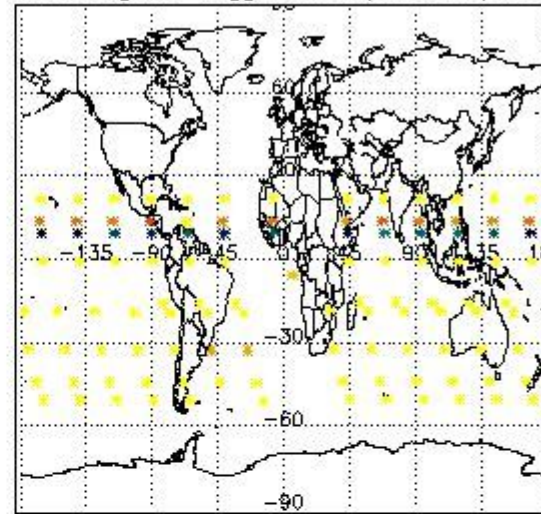


3.2 Plot quality information per product (world map)

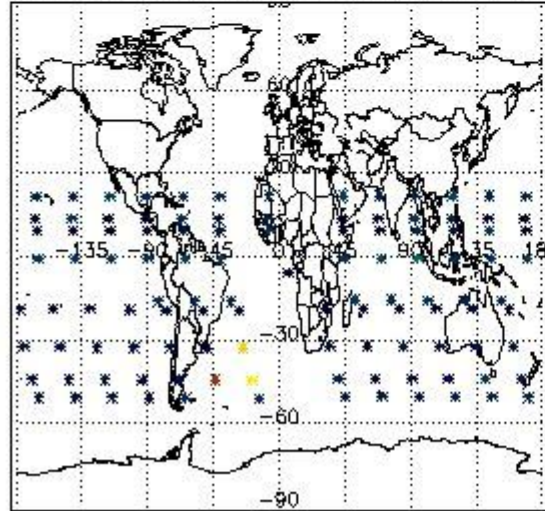
Percentage of flagged data per O3 profile



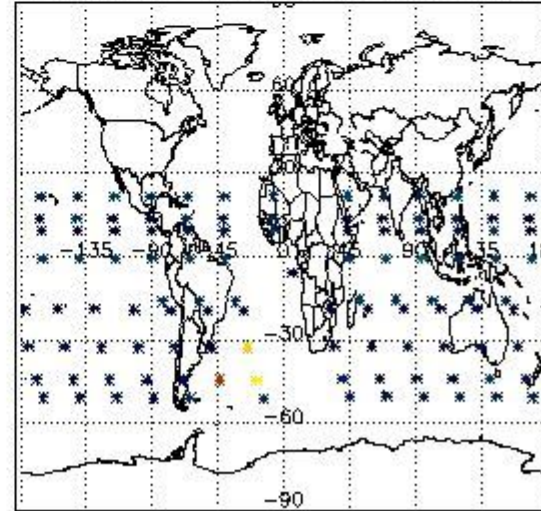
Percentage of flagged data per H2O profile



Percentage of flagged data per NO2 profile



Percentage of flagged data per NO3 profile

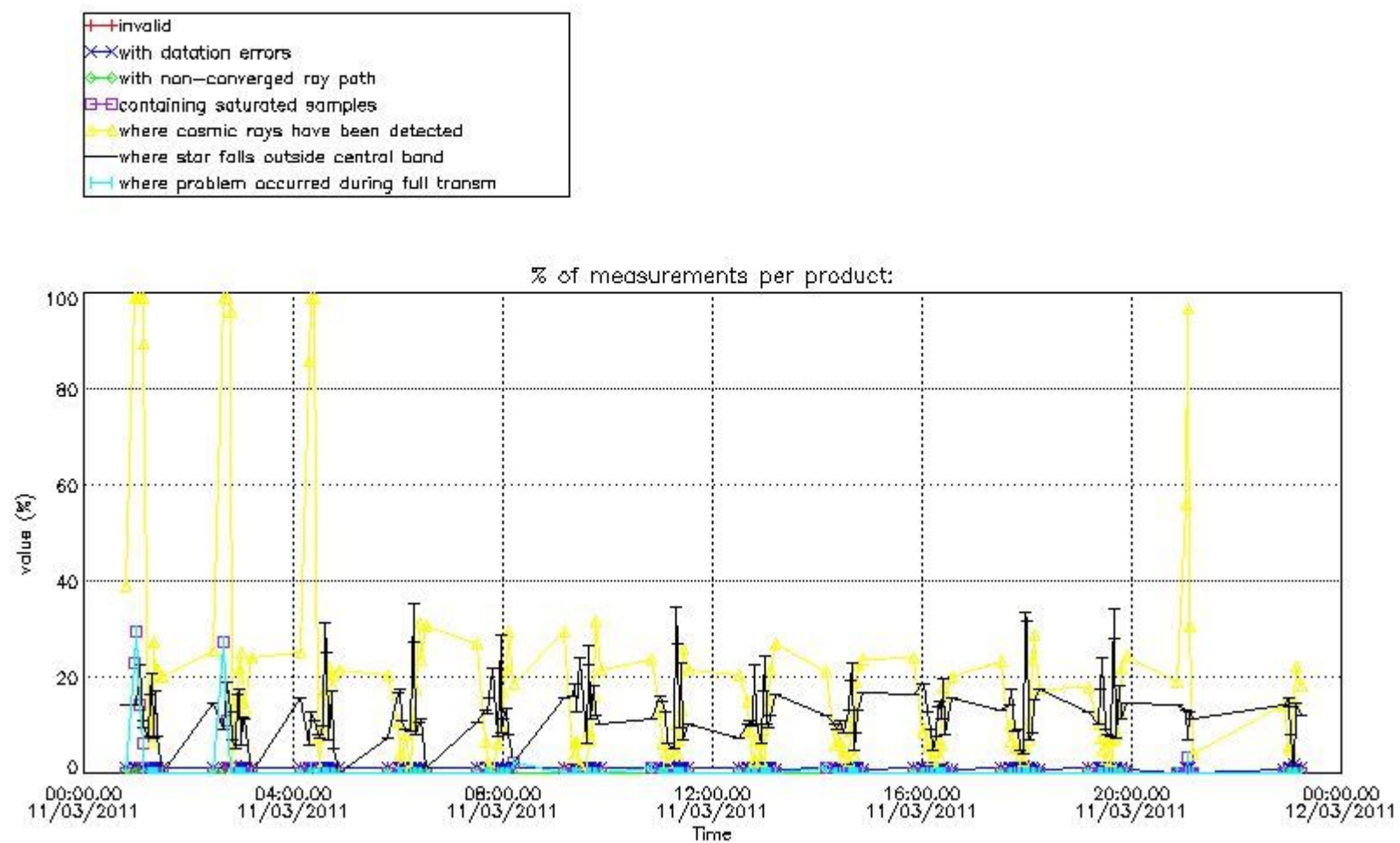


4. Level 1 quality information per product

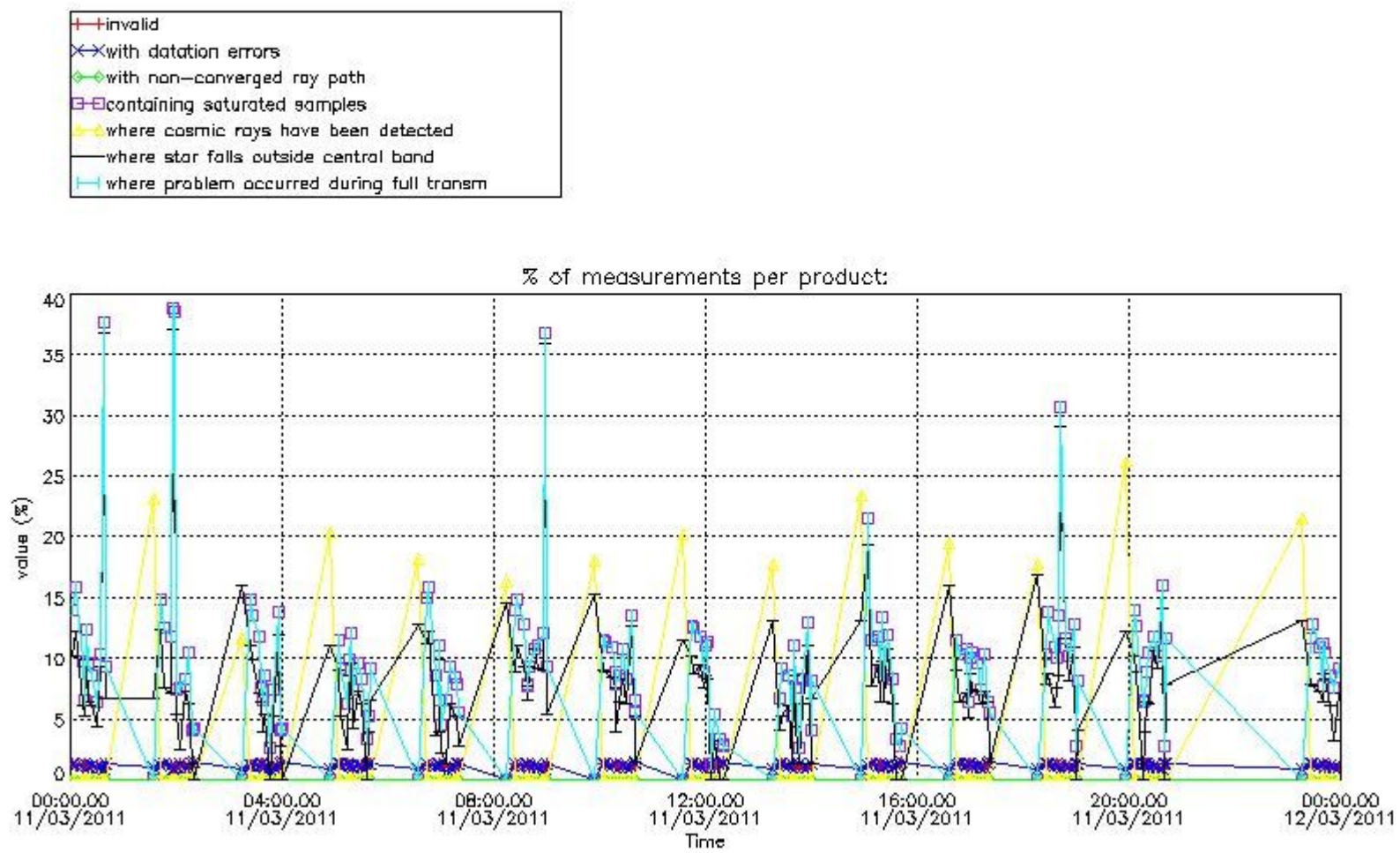
In this section it is plotted some information contained in the Quality Summary data set of the level 2 products that comes from the level 1b processing. Products without errors (error flag in the MPH set to "0") are used.

4.1 Plot quality information per product (time dependant) coming from level 1b processing

4.1.1 Plot level 1 quality information per product (time dependant): ENVISAT ASCENDING passes

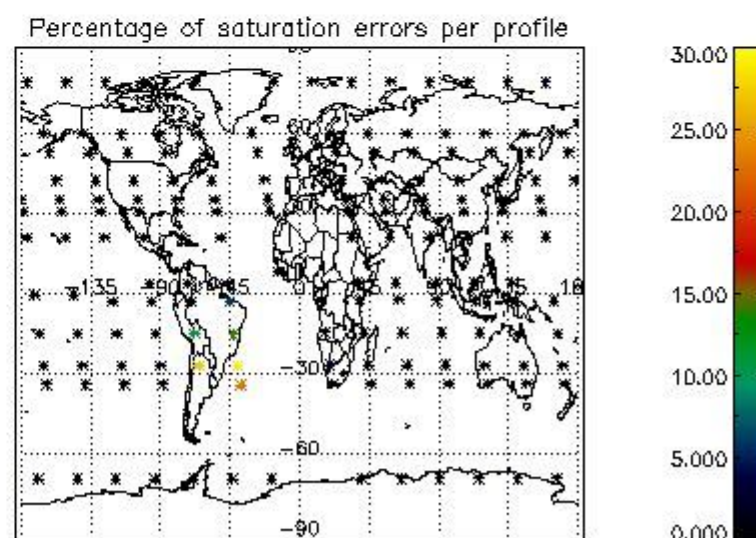
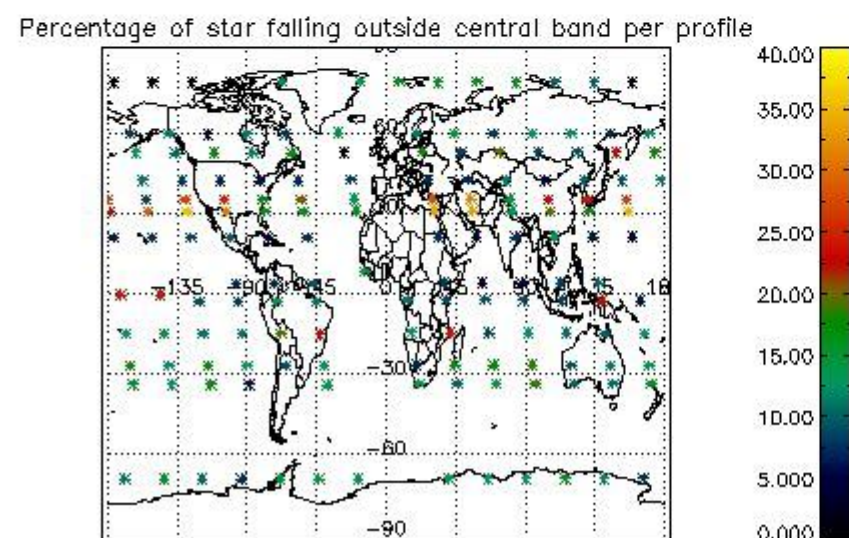
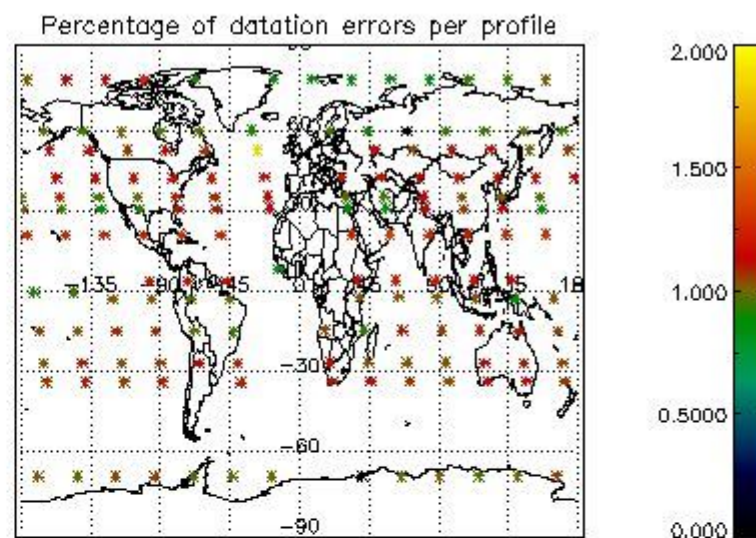
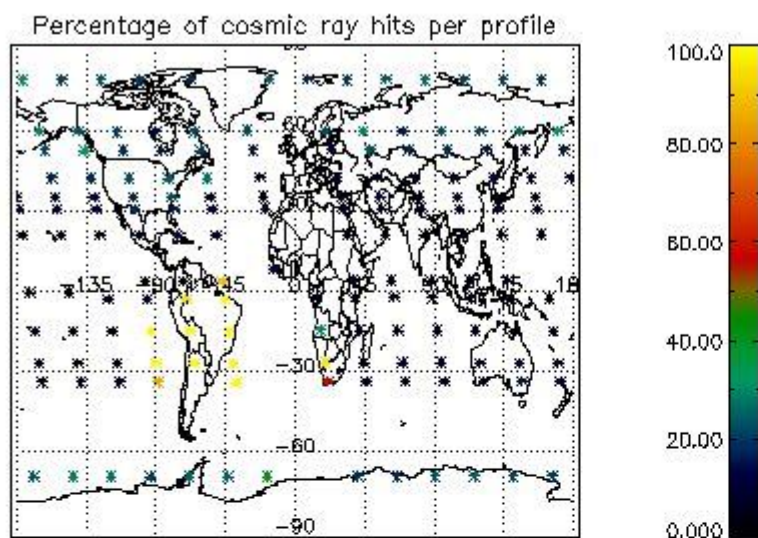


4.1.2 Plot level 1 quality information per product (time dependant): ENVI SAT DESCENDING passes

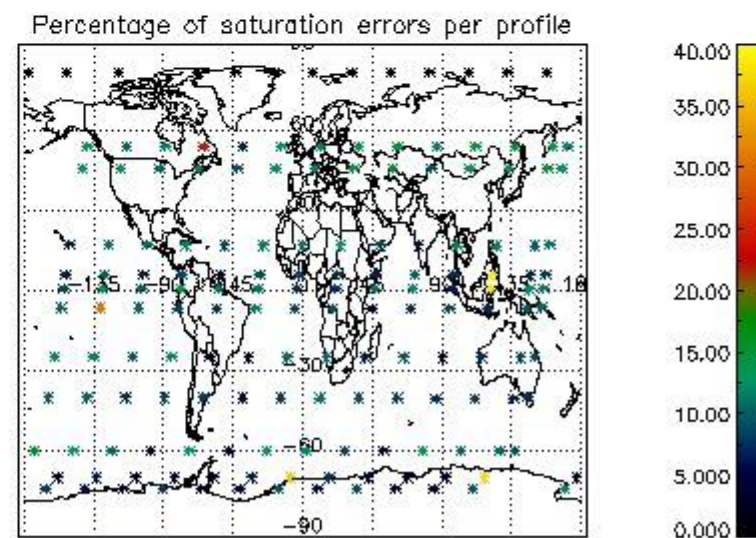
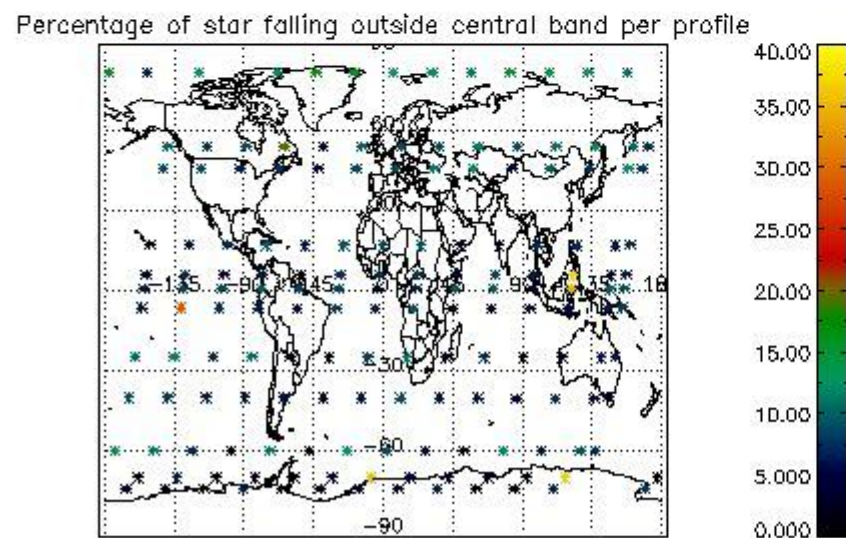
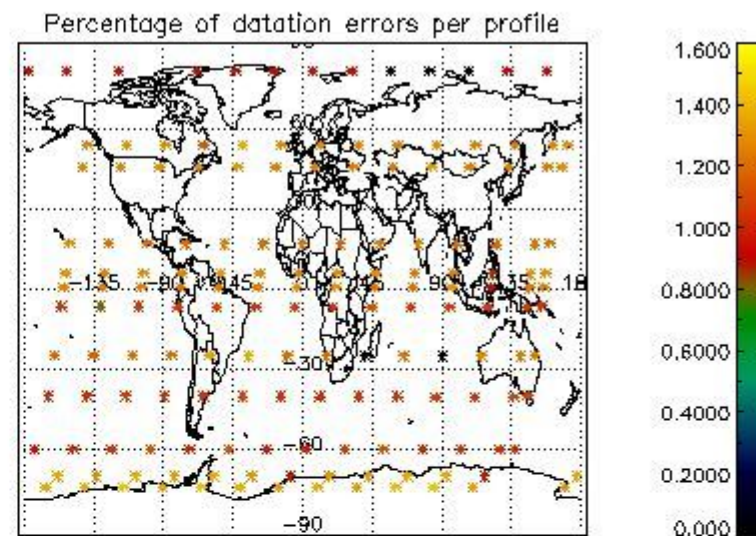
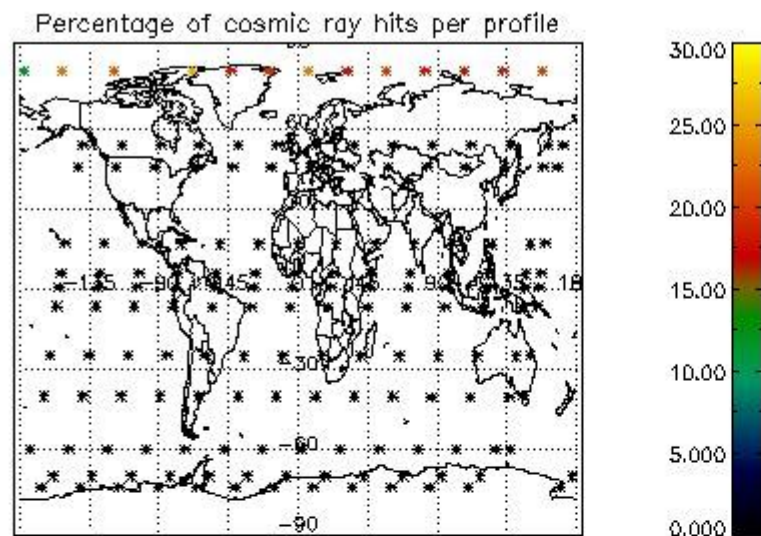


4.2 Plot quality information per product coming from level 1b processing (world map)

4.2.1 Plot level 1 quality information per product (world map): ENVISAT ASCENDING passes



4.2.2 Plot level 1 quality information per product (world map): ENVISAT DESCENDING passes



5. Trace gas profiles

5.1 Ozone statistics based on quality of products

The final quality of the products can be "measured" using the STD (Standard Deviation) attached to every point profile. This information is written to the parameter GOM_NL__2P/NL_LOCAL_SPECIES_DENSITY/o3_std of the level 2 products. The table below shows the statistics for given STD ranges.

The statistics are given with respect to the overall valid production:

- Products without fatal errors: GOM_NL__2P/MPH/PRODUCT_ERR=0
- Valid point profile: GOM_NL__2P/NL_LOCAL_SPECIES_DENSITY/pcd(0)=0

The 'Criteria' is applied to valid points of dark limb products:

- Products in dark limb illumination condition: GOM_NL__2P/NL_SUMMARY_QUALITY/obs_ill_cond=0
- Products without fatal errors: GOM_NL__2P/MPH/PRODUCT_ERR=0
- Valid point profile: GOM_NL__2P/NL_LOCAL_SPECIES_DENSITY/pcd(0)=0

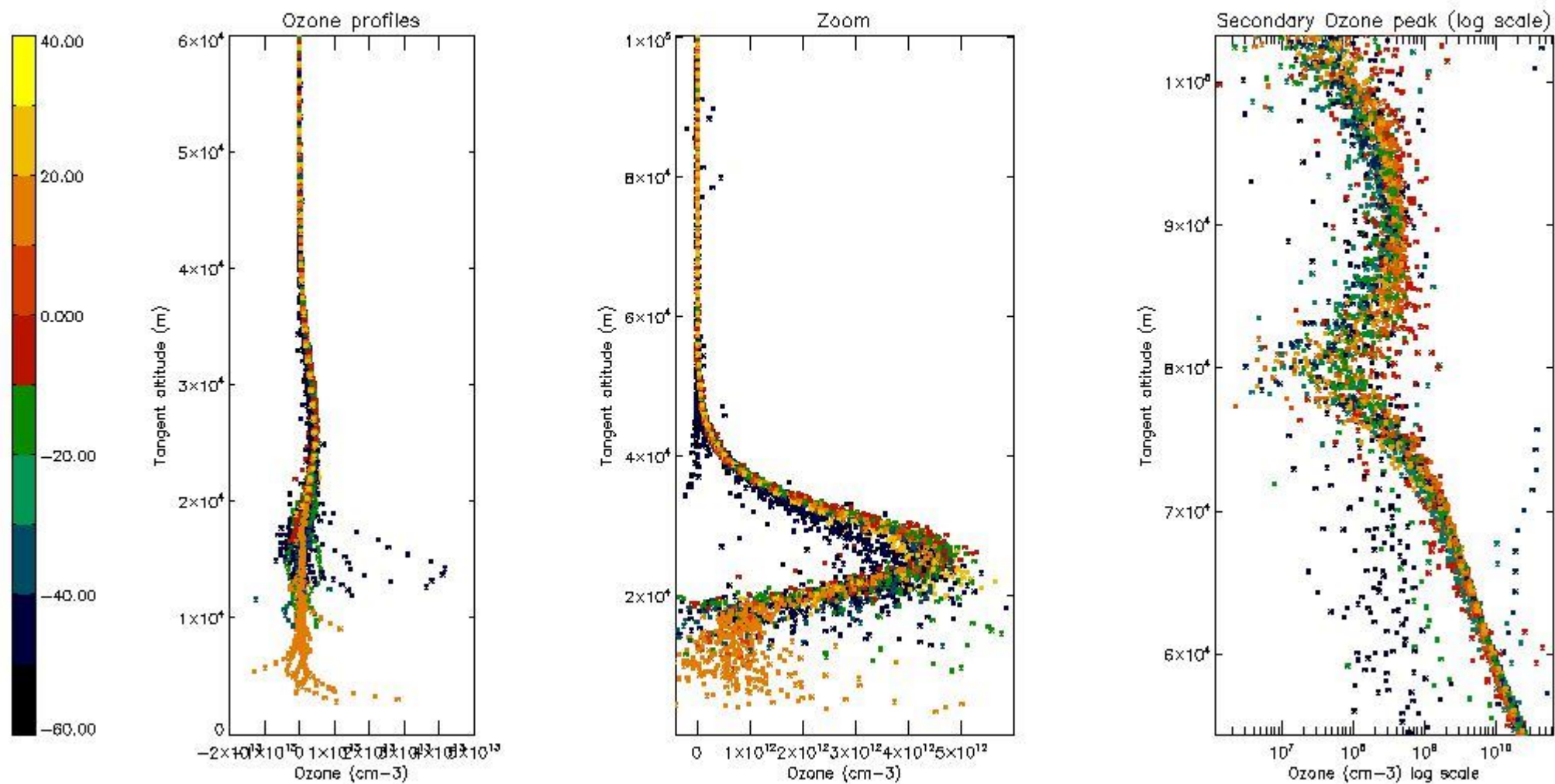
So, the table below shows the percentage of dark limb and valid observations for each criteria with respect to the overall valid daily observations.

Criteria	% of total production
All STD	35
STD < 20	19

STD < 10	15
STD < 5	11

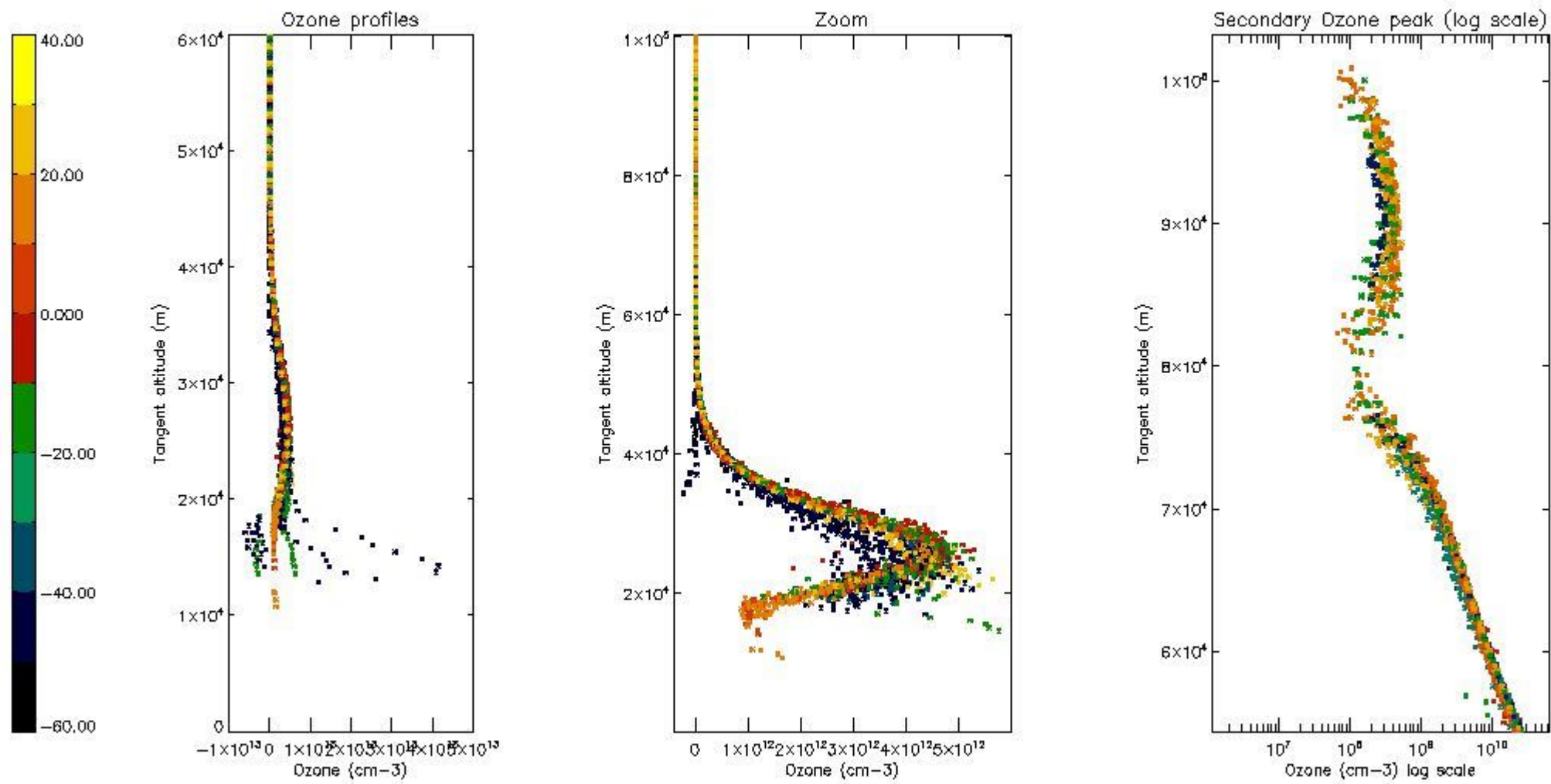
5.2 Plot ozone profiles for all STD (dark without errors)

The colorbar represents the latitude.



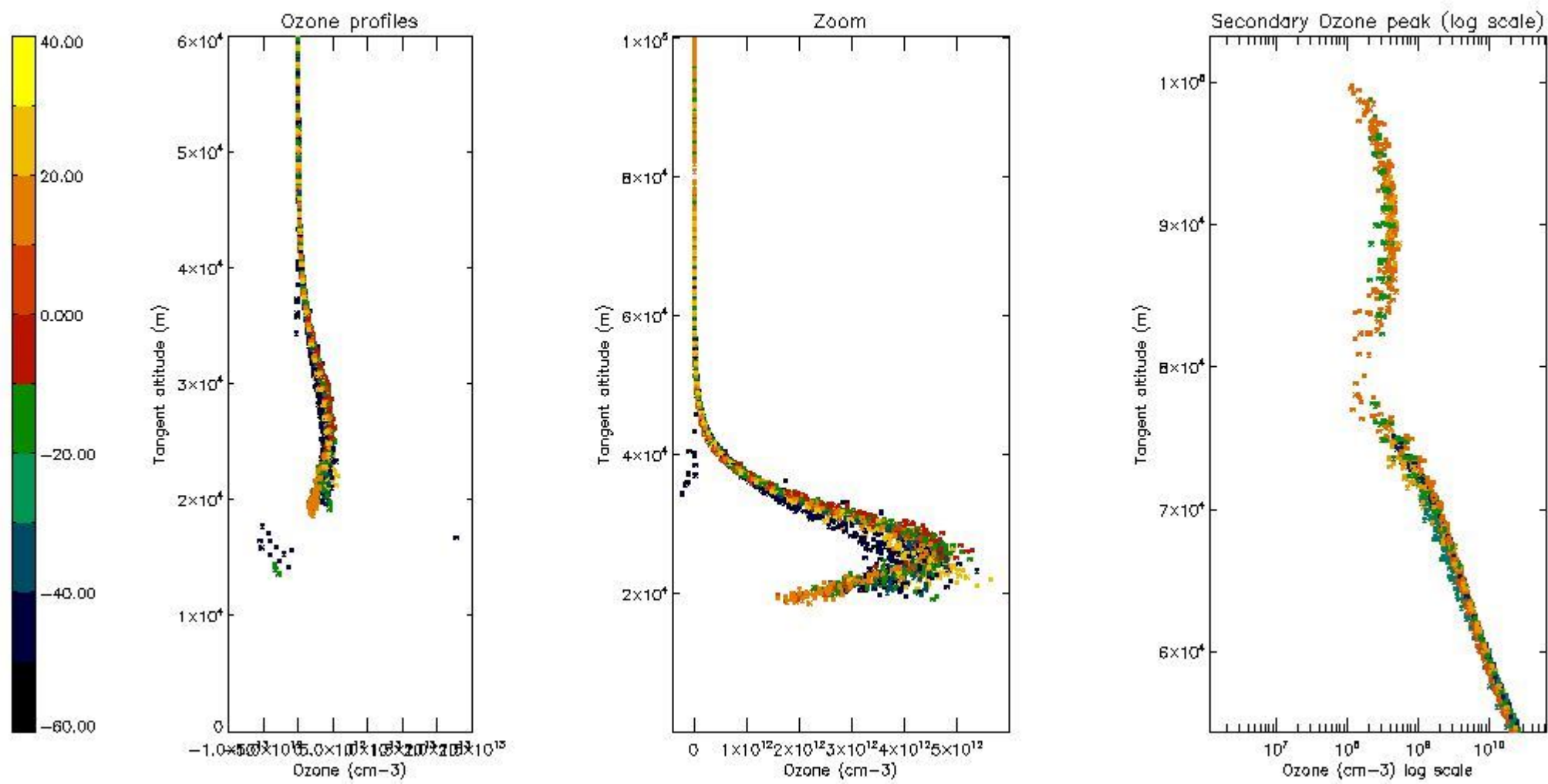
5.3 Plot ozone profiles where STD < 20% (dark without errors)

The colorbar represents the latitude.



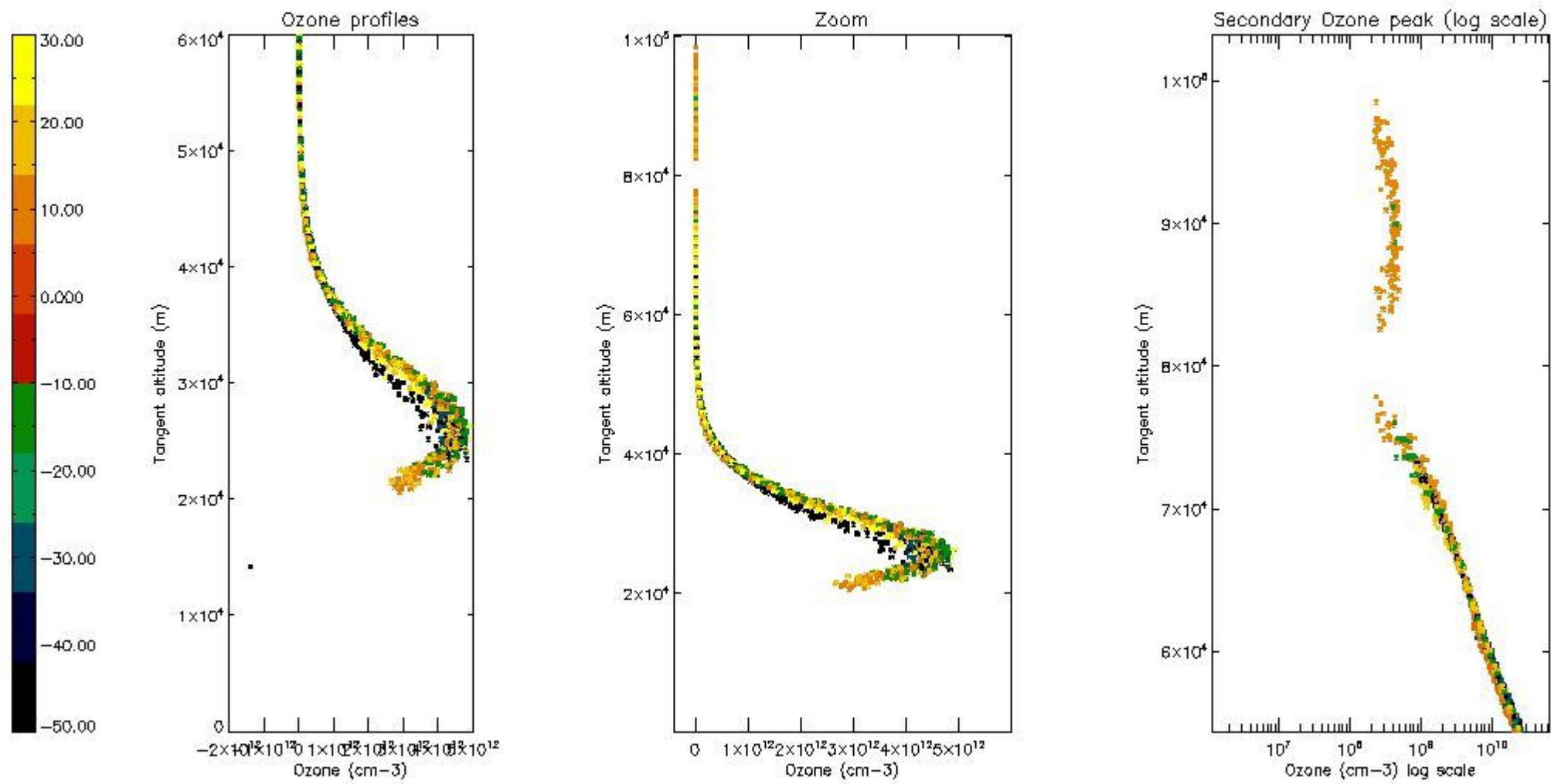
5.4 Plot ozone profiles where STD < 10% (dark without errors)

The colorbar represents the latitude.



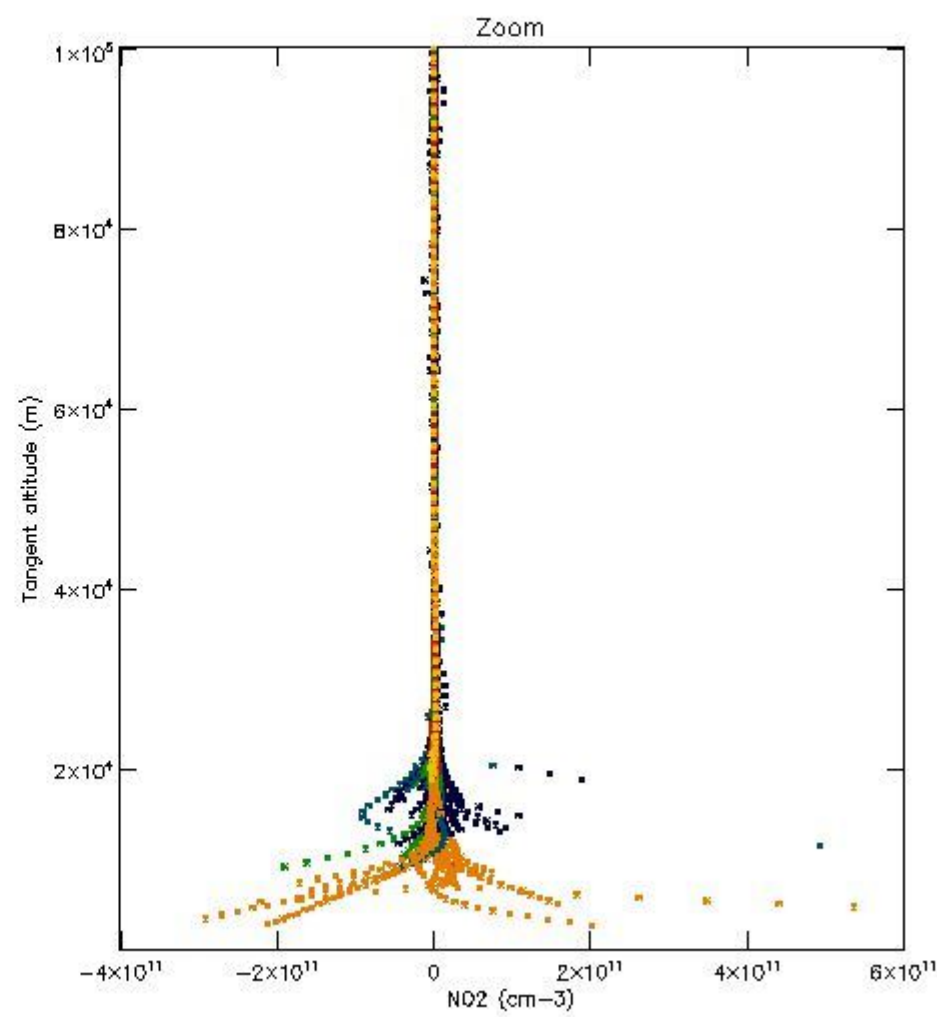
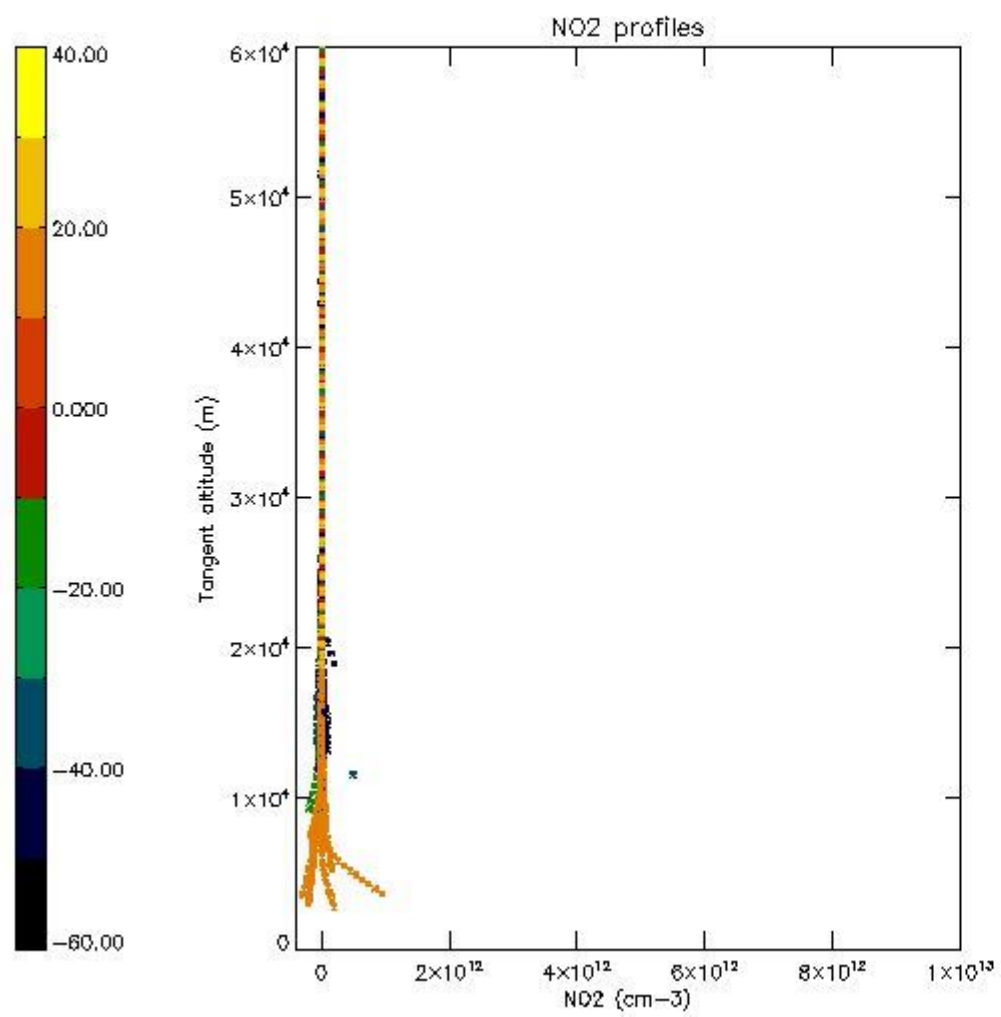
5.5 Plot ozone profiles where STD < 5% (dark without errors)

The colorbar represents the latitude.



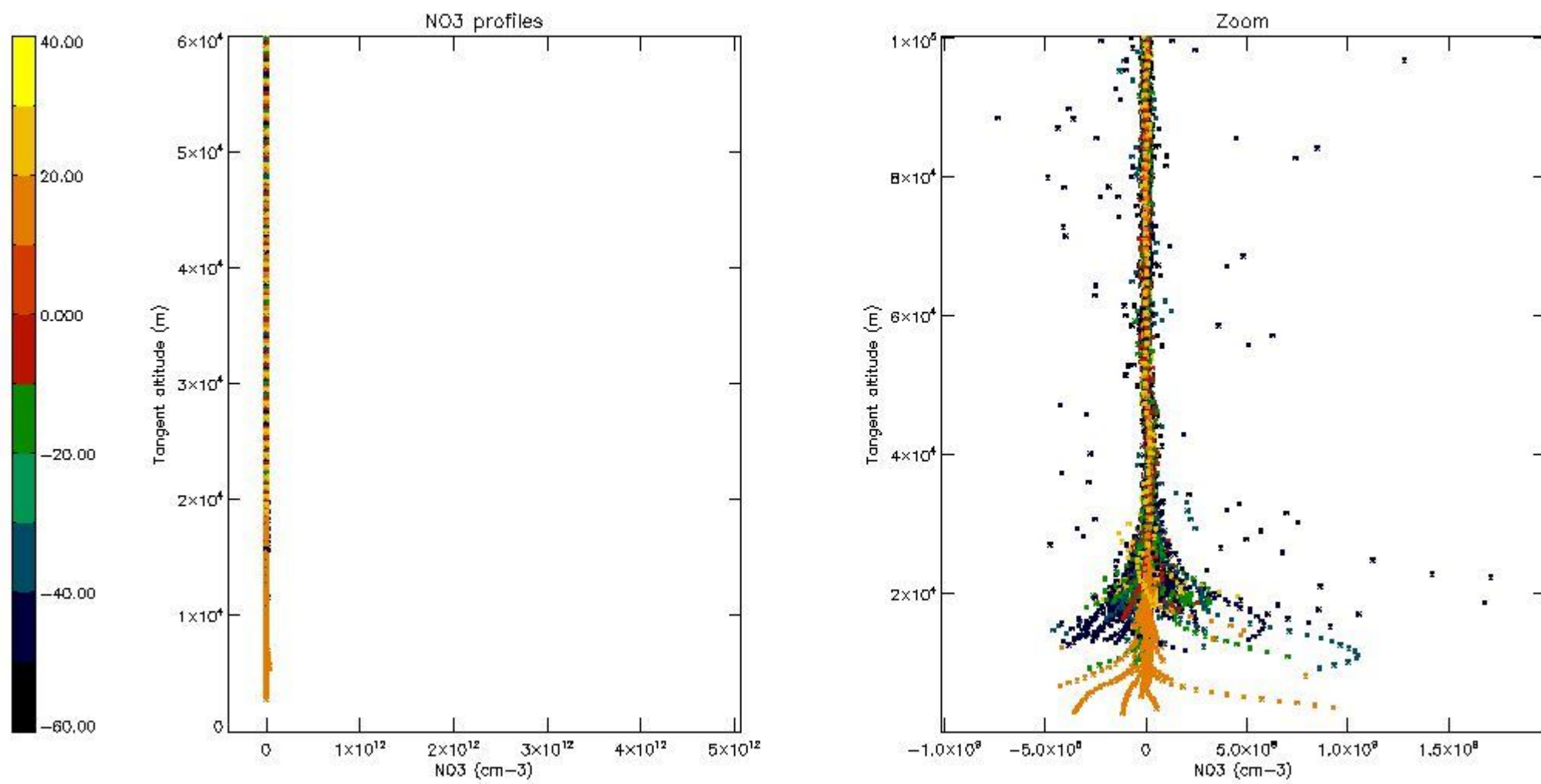
5.6 Plot NO₂ profiles for all STD (dark without errors)

The colorbar represents the latitude.



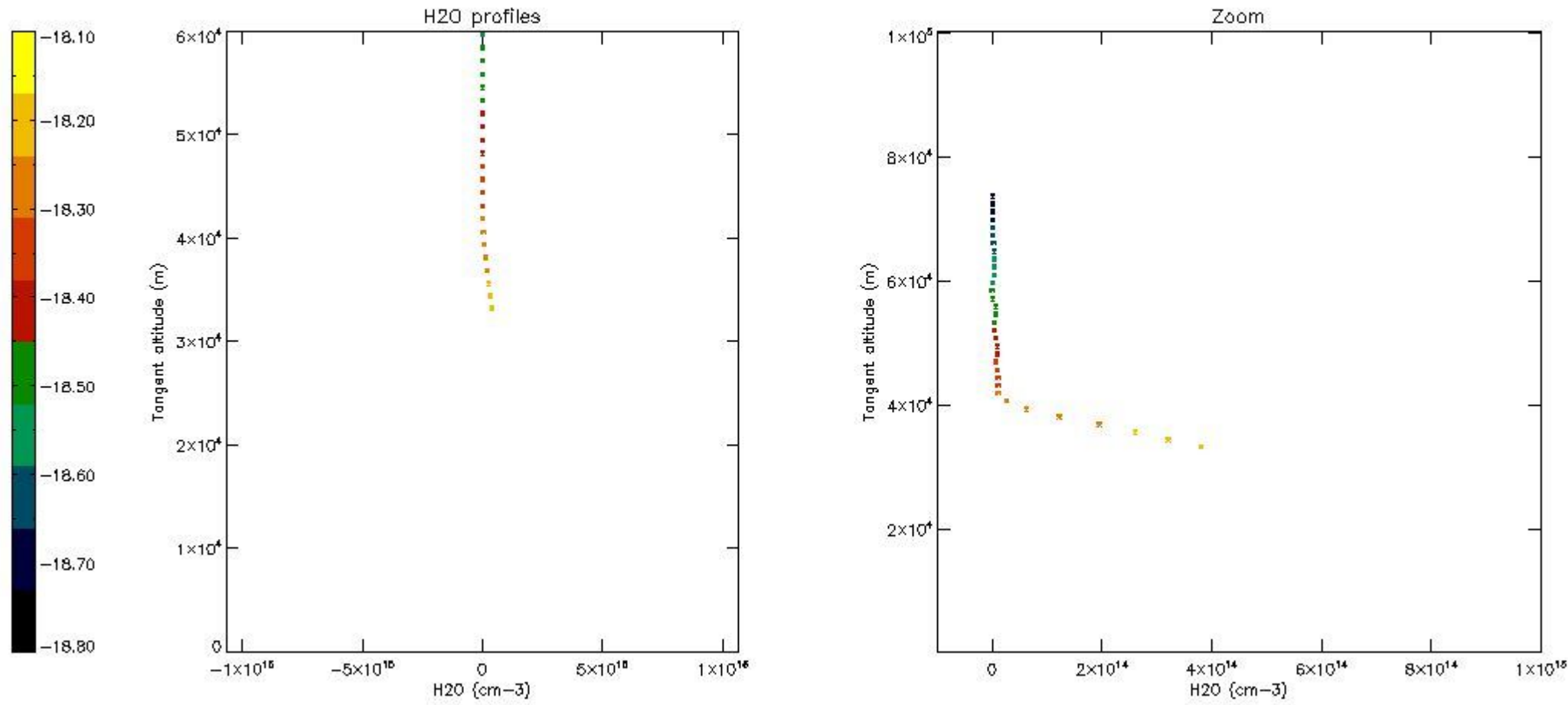
5.7 Plot NO3 profiles for all STD (dark without errors)

The colorbar represents the latitude.



5.8 Plot H2O profiles for all STD (only for occultations of stars 1,2,3,4,13,14,16,26,63 dark without errors)

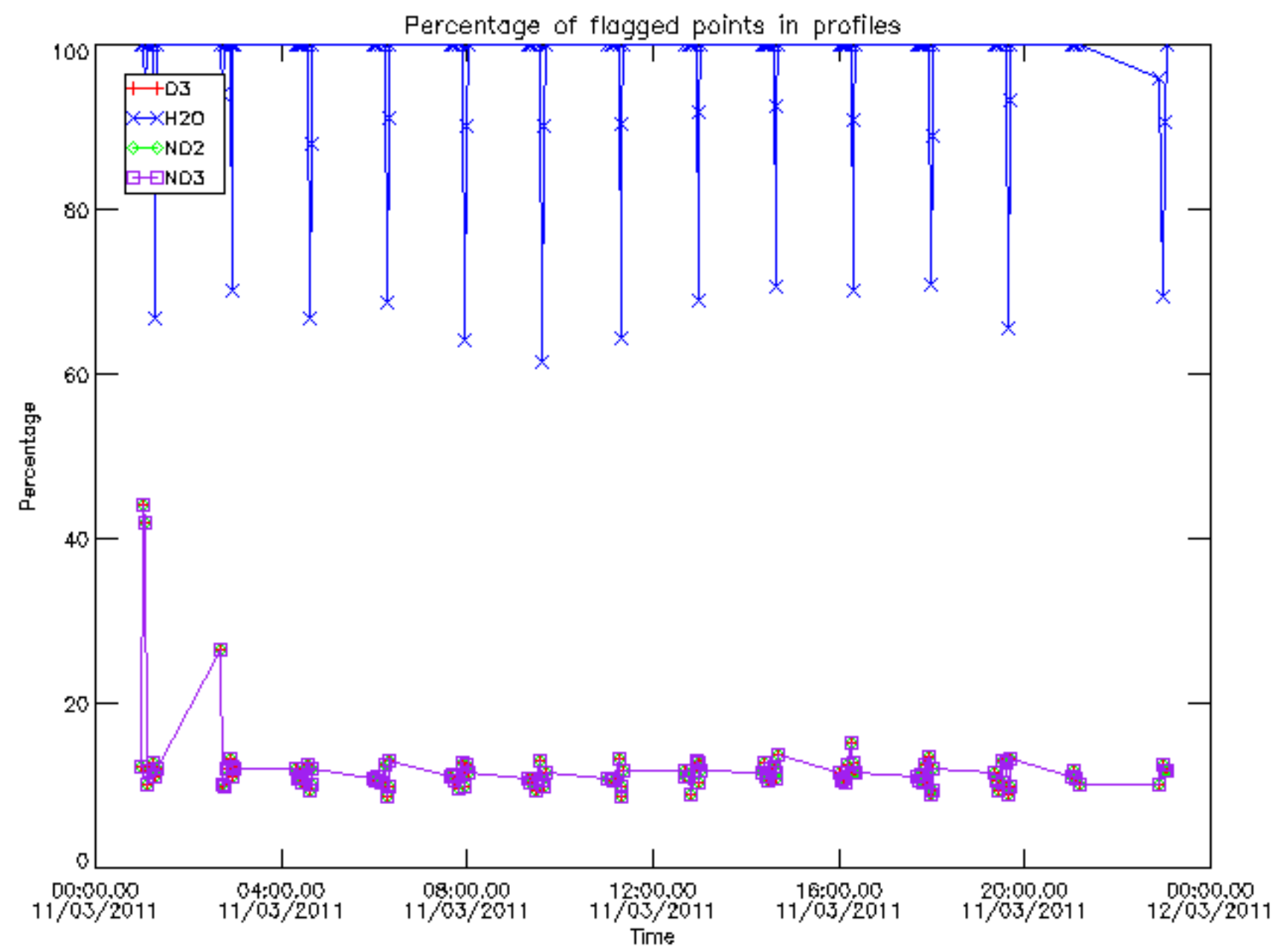
The colorbar represents the latitude.



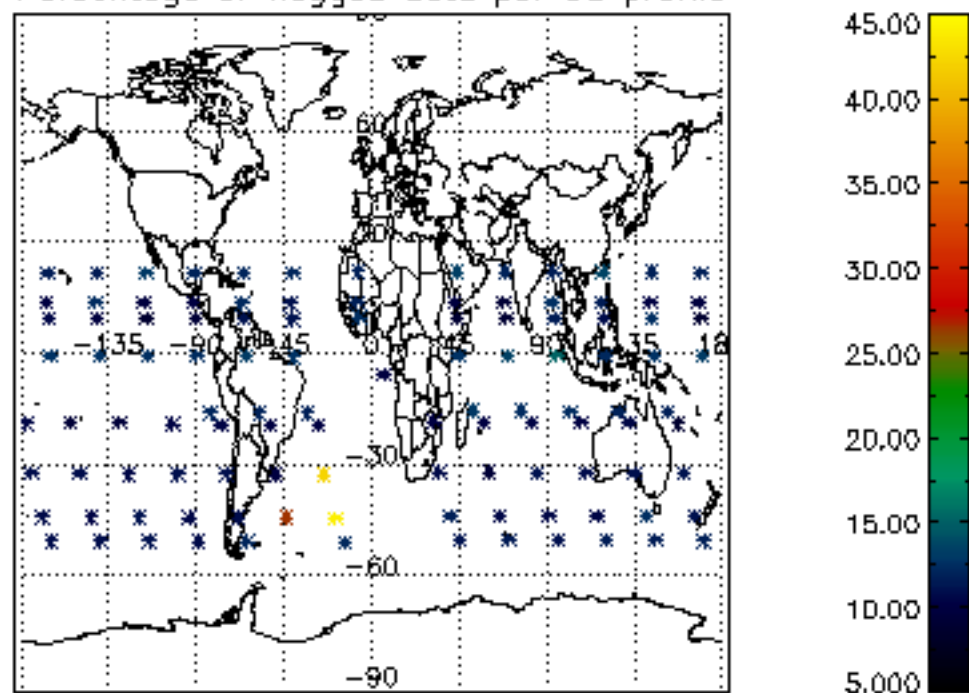
6. Auxiliary Data Files used for the production reported in section 2

The number reported in the third column indicates since which file (see list in section 2) the corresponding auxiliary file has been used. The fourth column is the date of those product files.

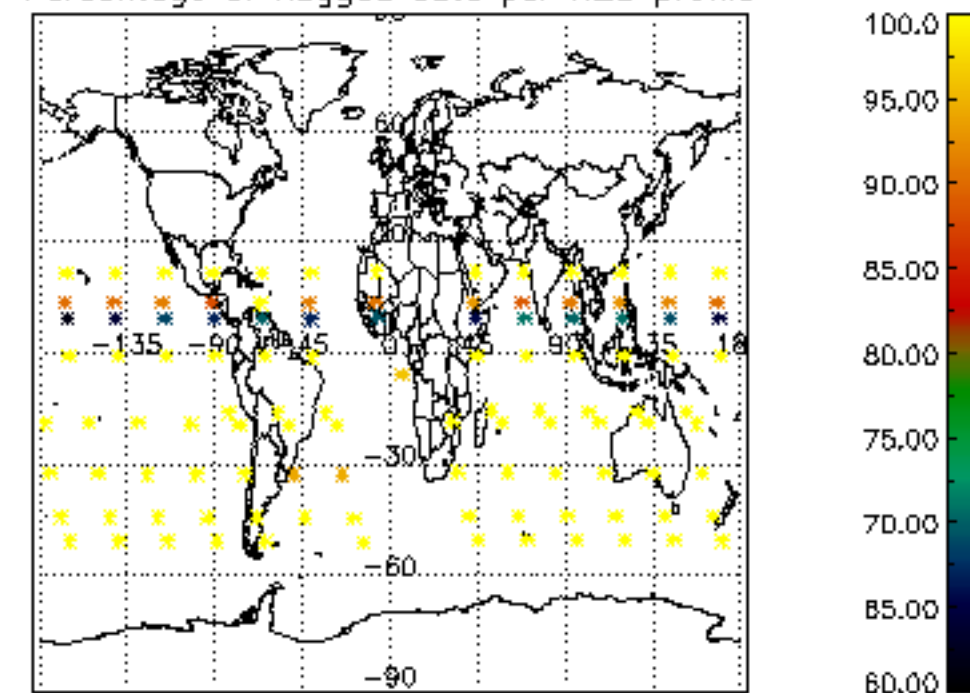
Type	Auxiliary Filename	Used since product	Used since product date
INST_PHYS_CHARACTERISTICS	GOM_INS_AXVIEC20091111_143220_20030716_120000_20500101_000000	1	11-MAR-2011 00:02:39
LEVEL-2_PROC_CONFIG	GOM_PR2_AXVIEC20091111_152718_20020301_000000_20500101_000000	1	11-MAR-2011 00:02:39
CROSS_SECTIONS_FILE	GOM_CRS_AXVIEC20091111_154832_20020301_000000_20500101_000000	1	11-MAR-2011 00:02:39



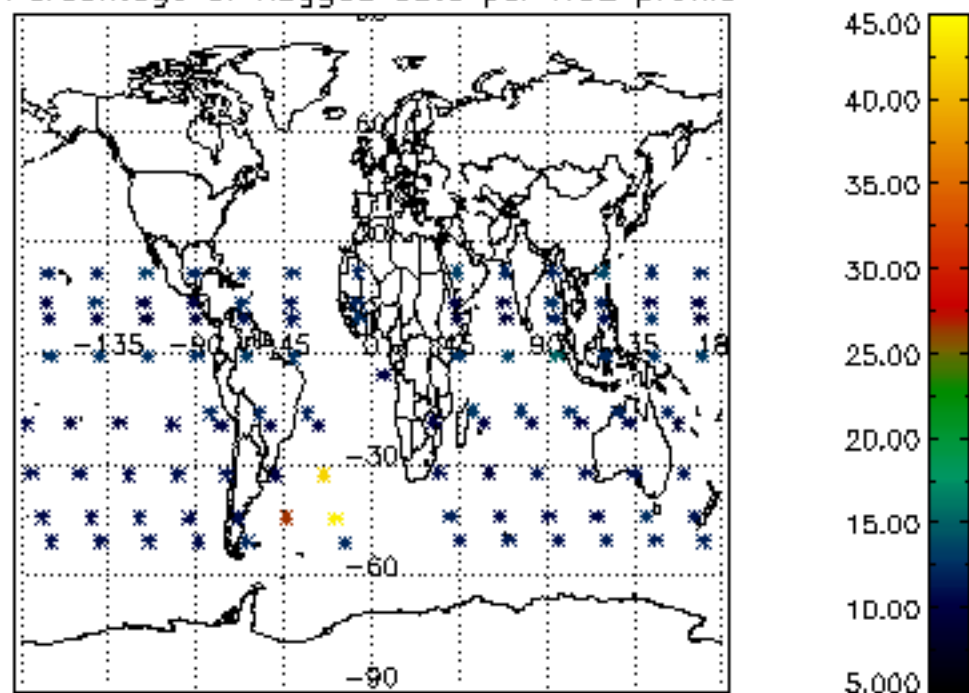
Percentage of flagged data per D3 profile



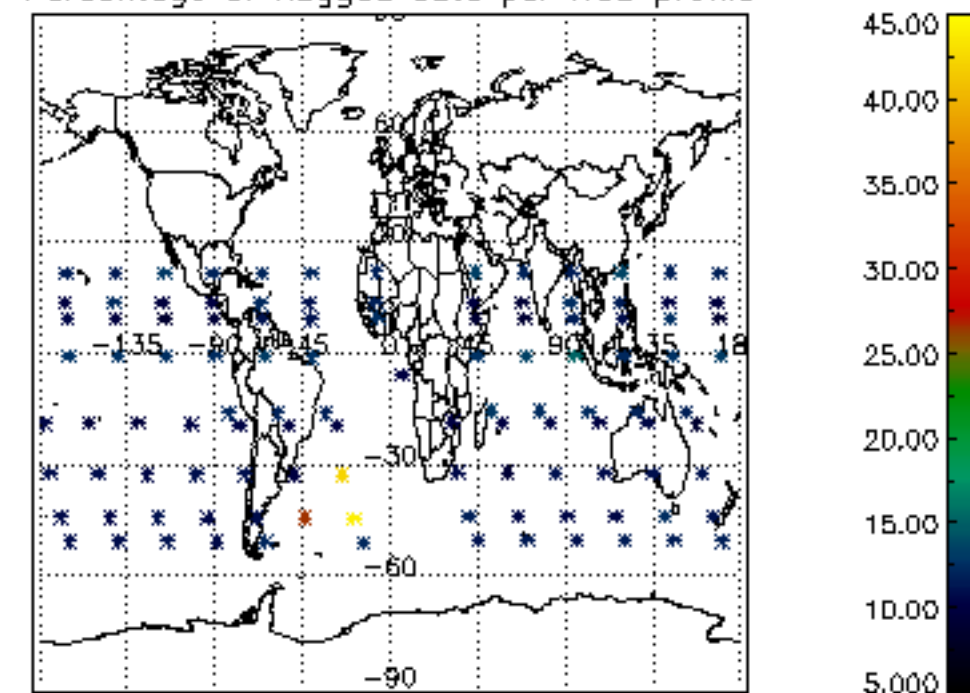
Percentage of flagged data per H2O profile

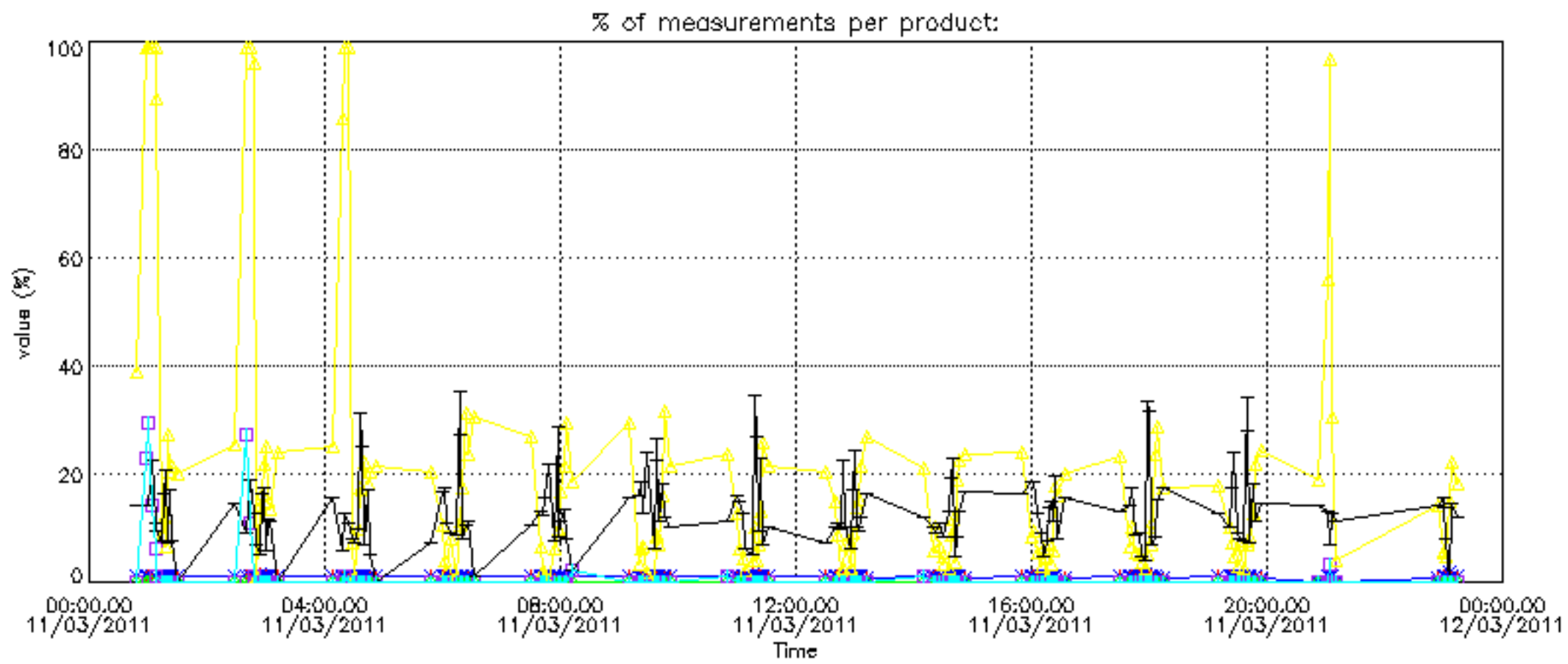
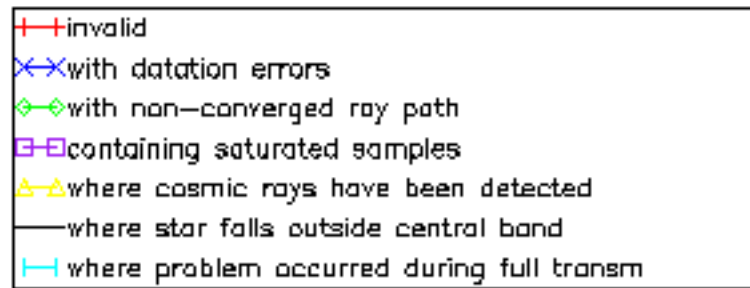


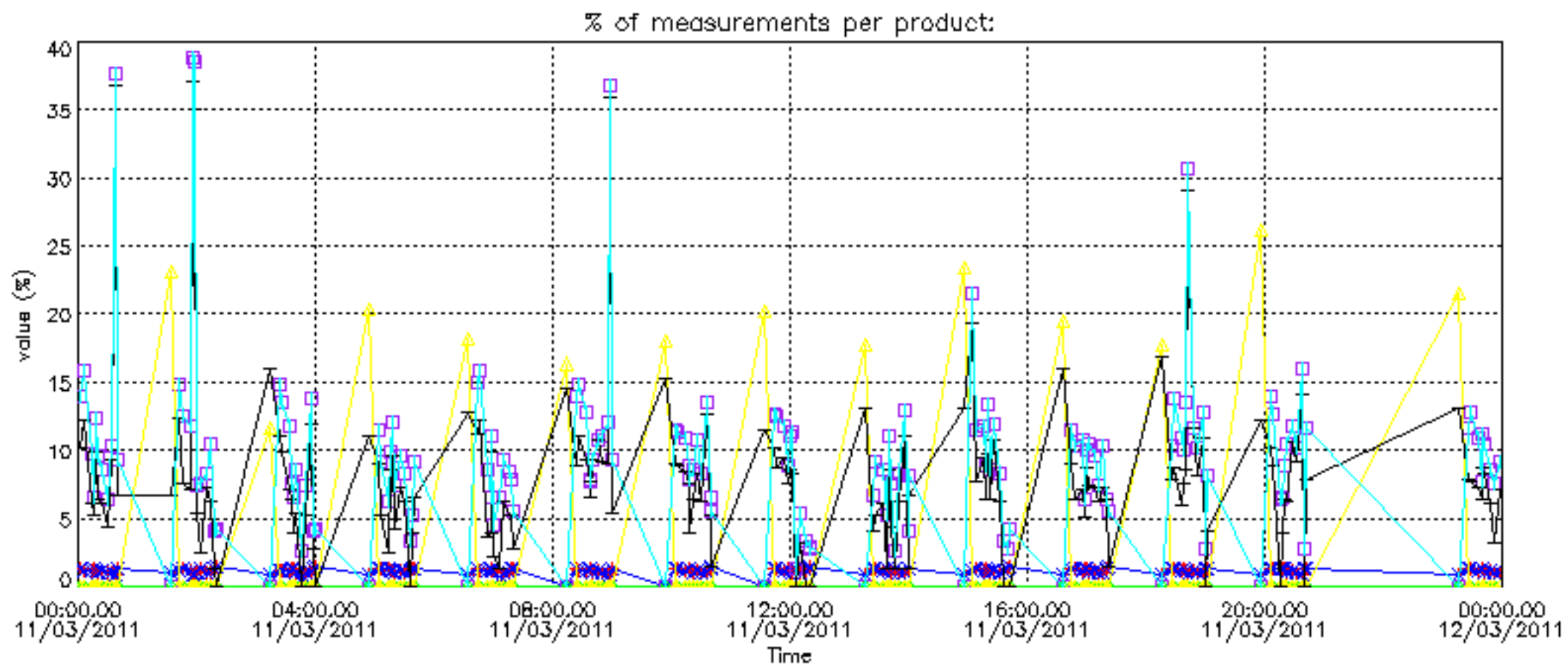
Percentage of flagged data per NO2 profile



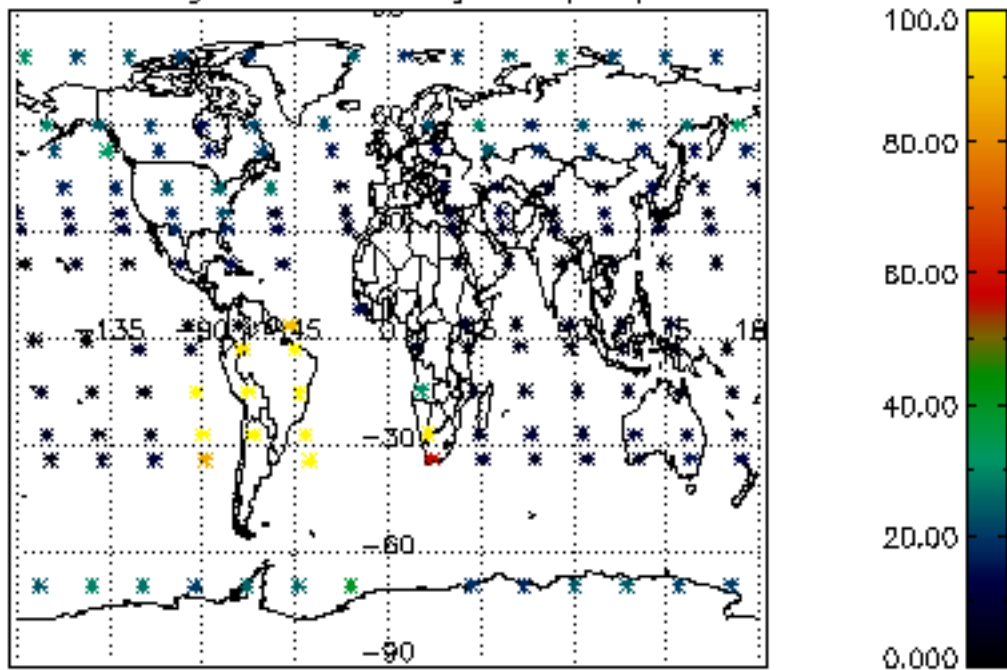
Percentage of flagged data per NO3 profile



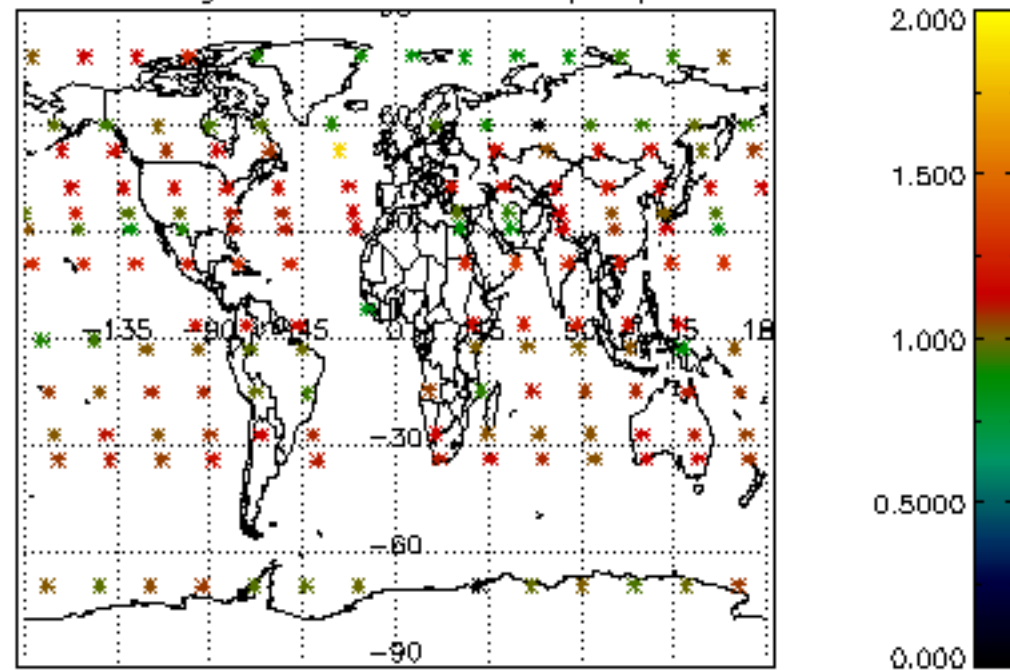




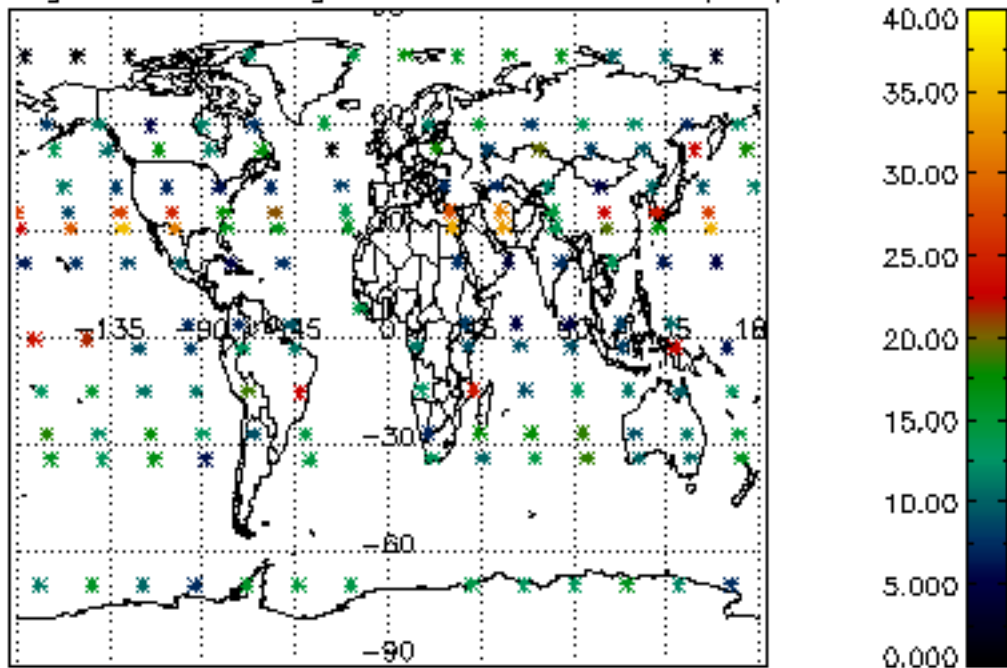
Percentage of cosmic ray hits per profile



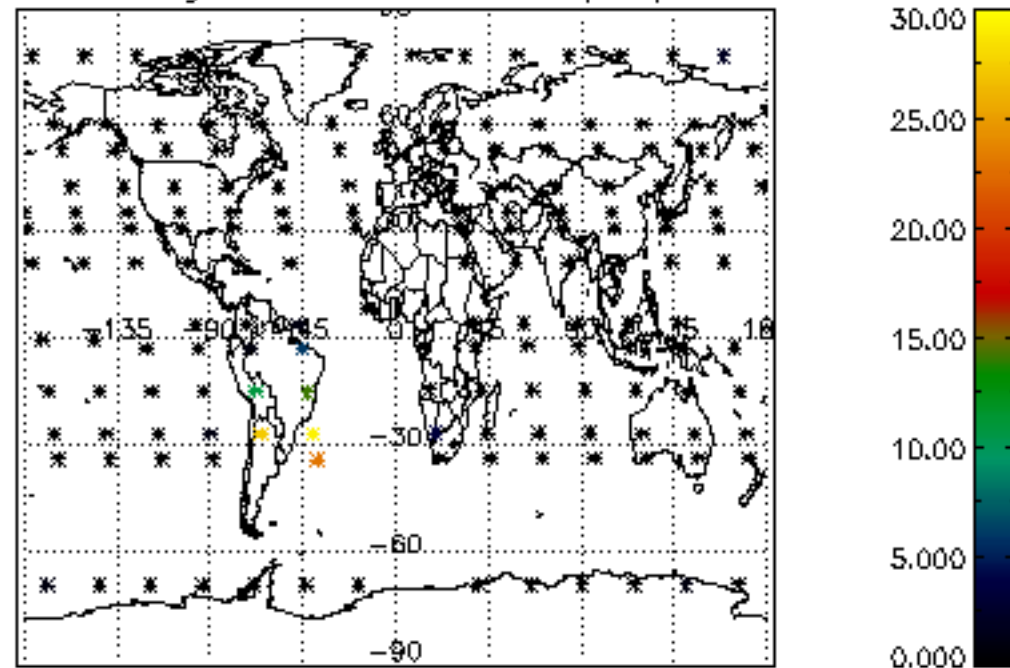
Percentage of datation errors per profile



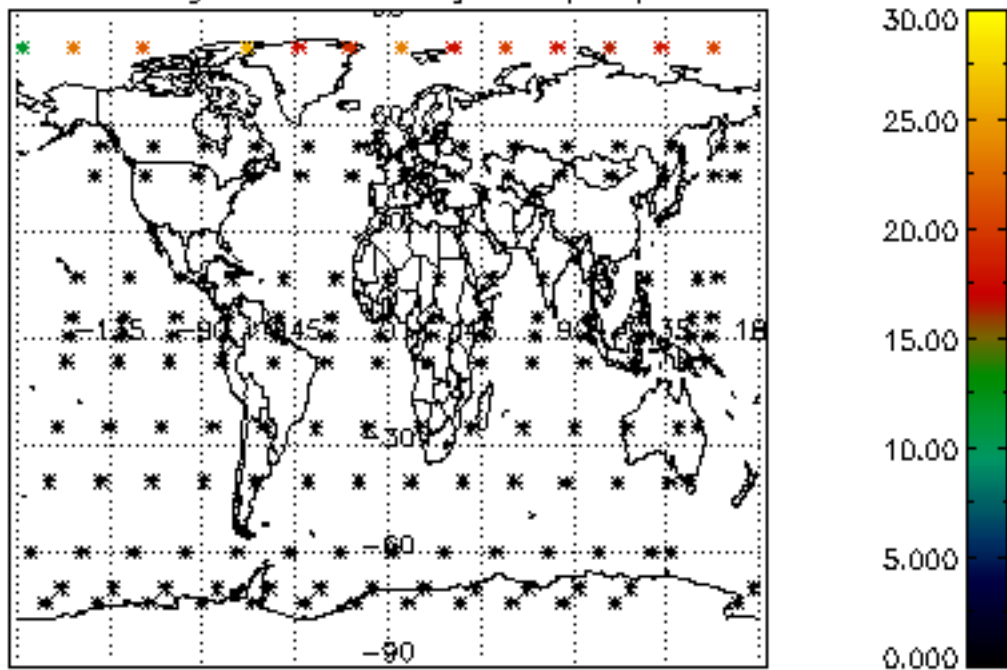
Percentage of star falling outside central band per profile



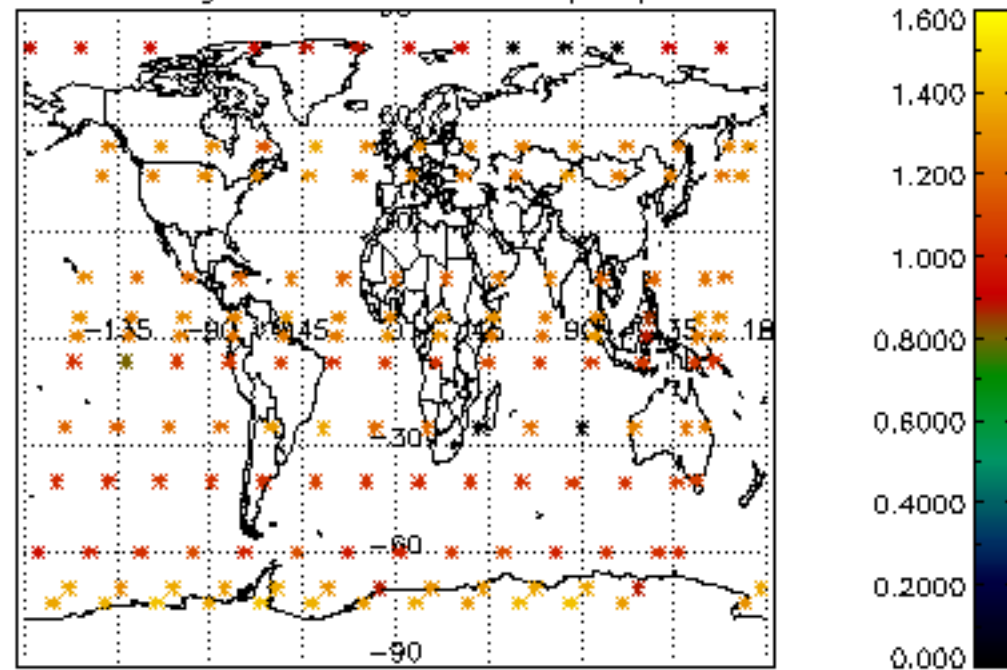
Percentage of saturation errors per profile



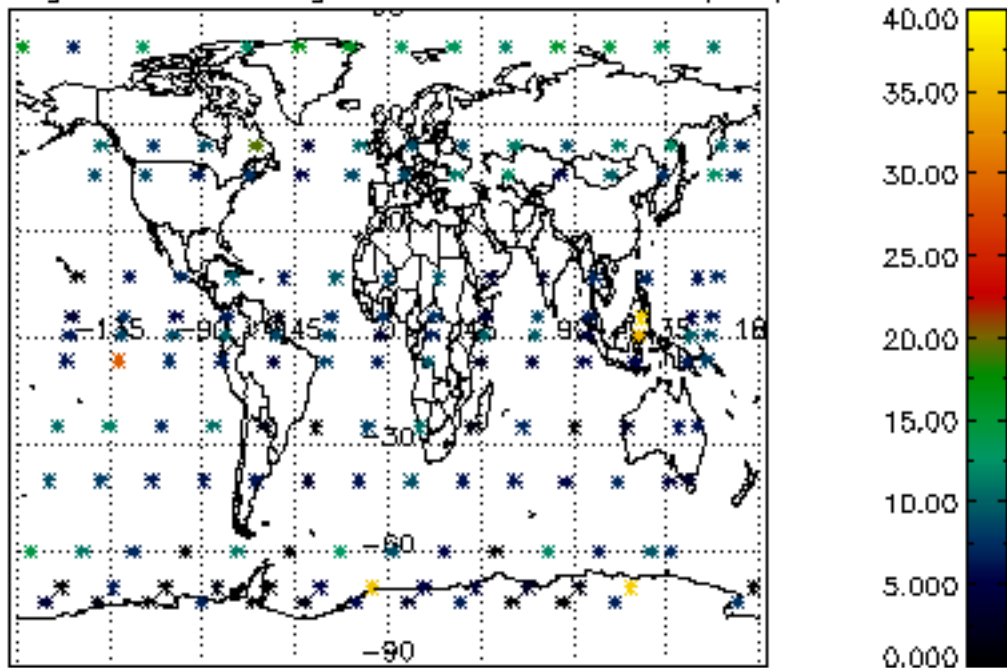
Percentage of cosmic ray hits per profile



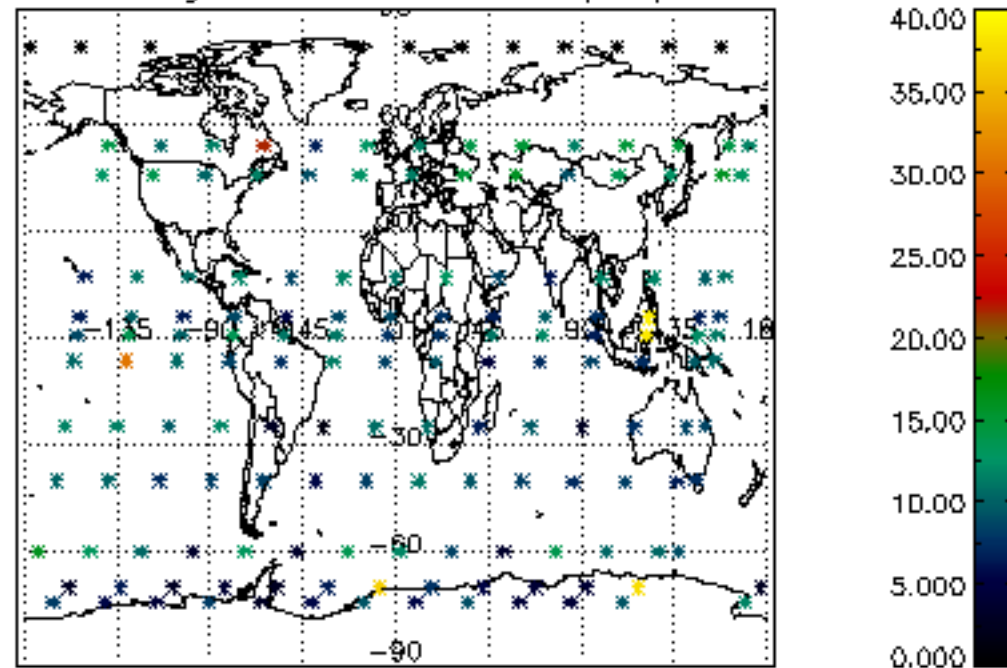
Percentage of datation errors per profile

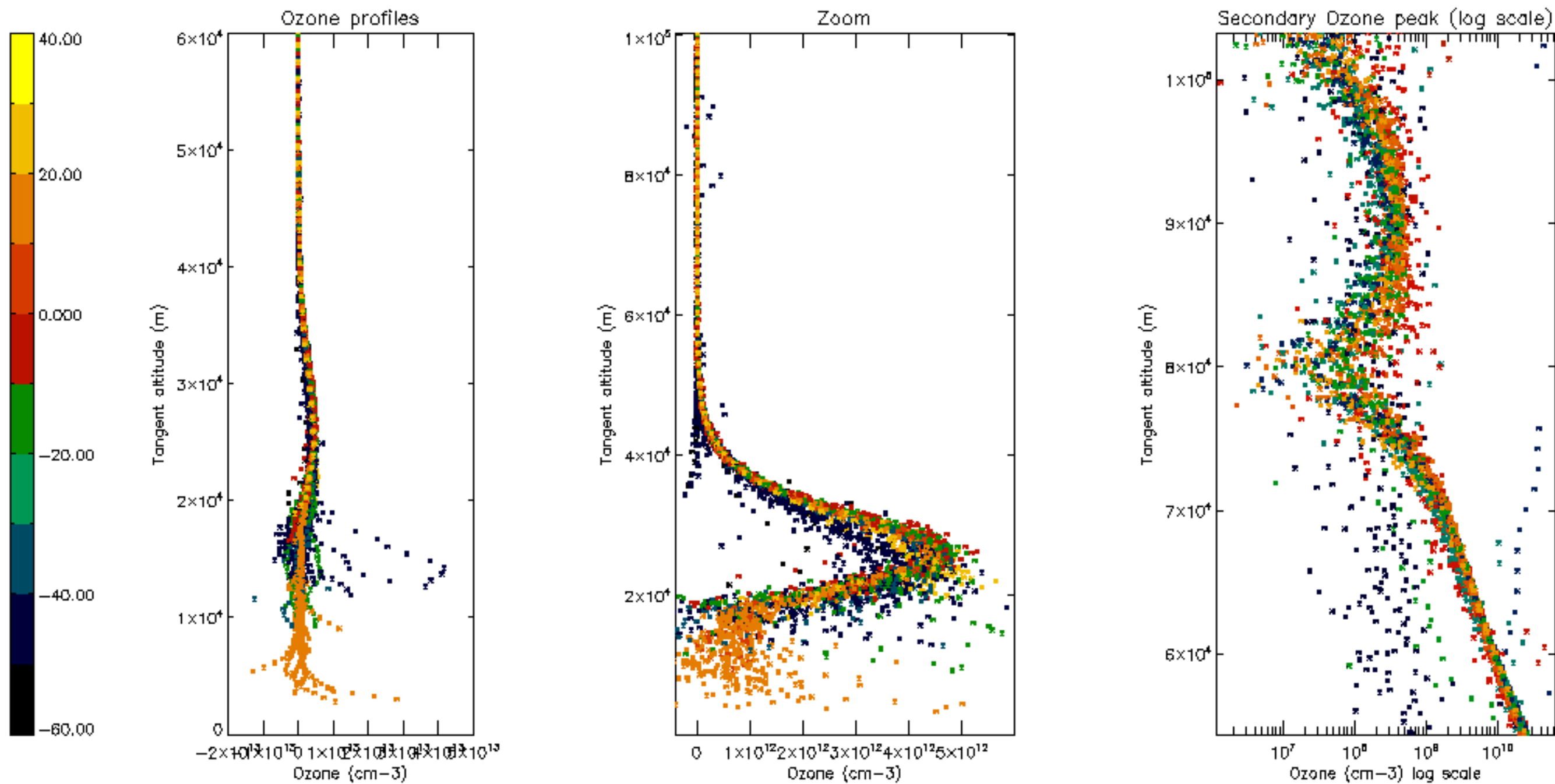


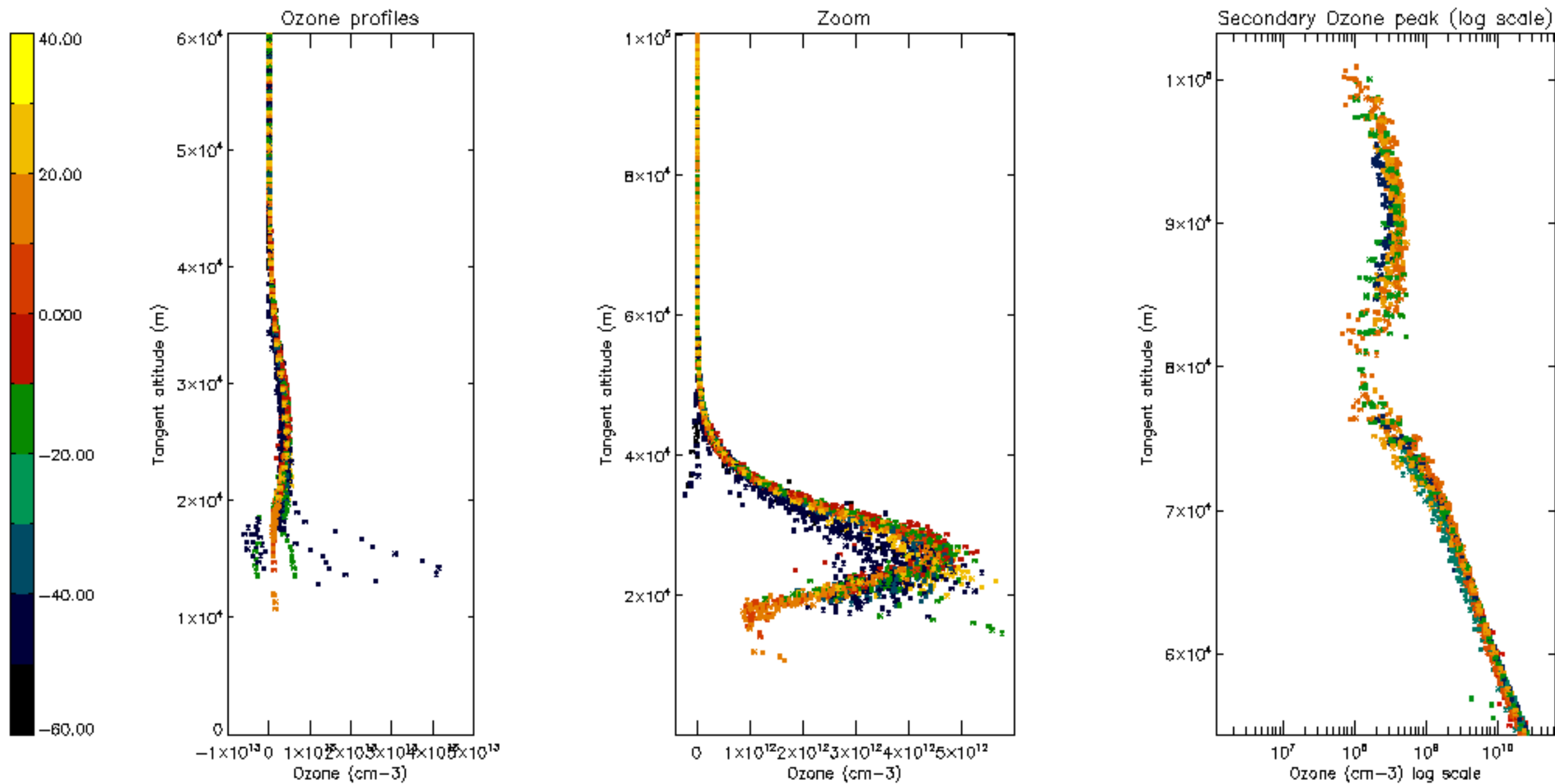
Percentage of star falling outside central band per profile

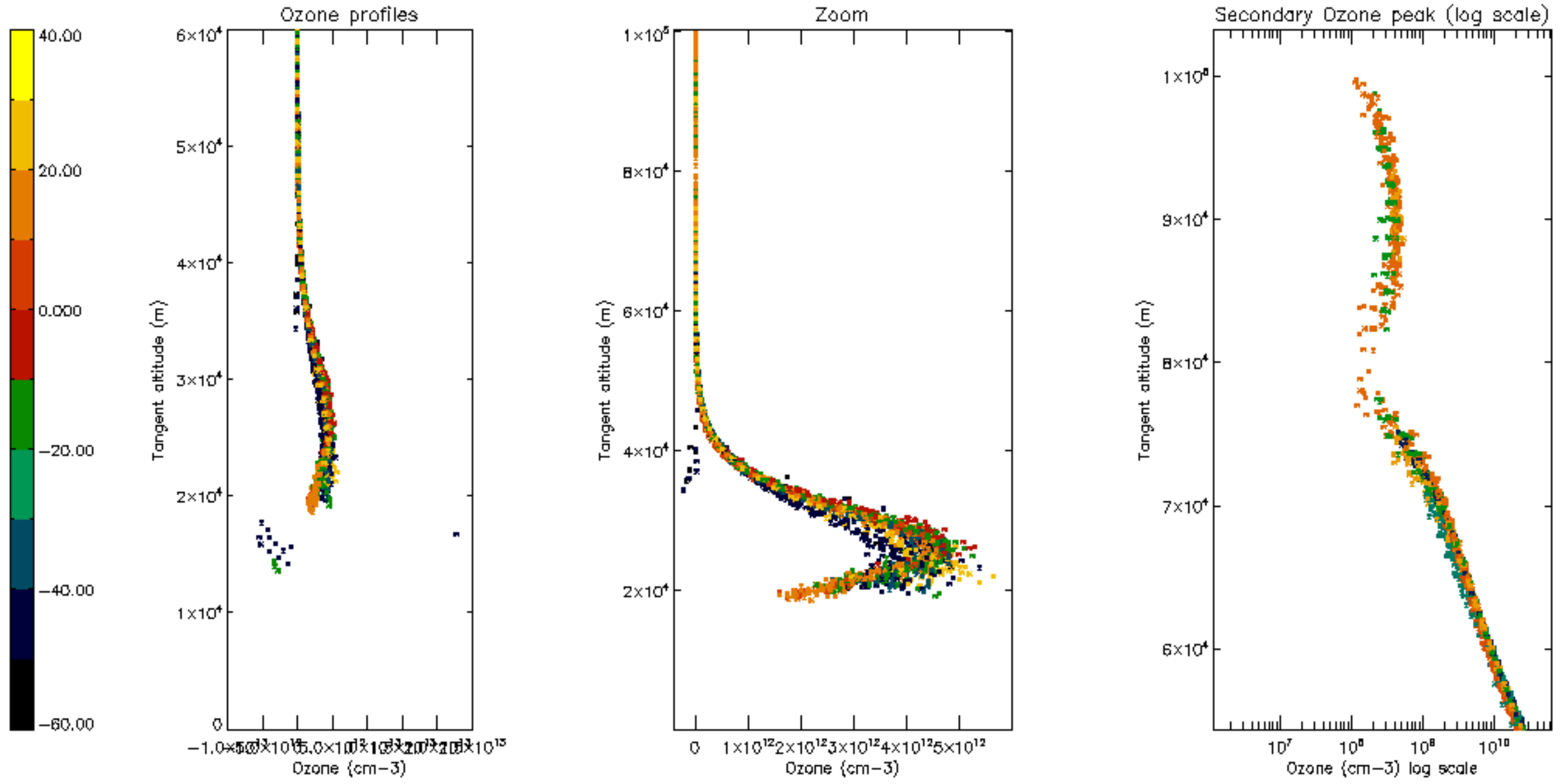


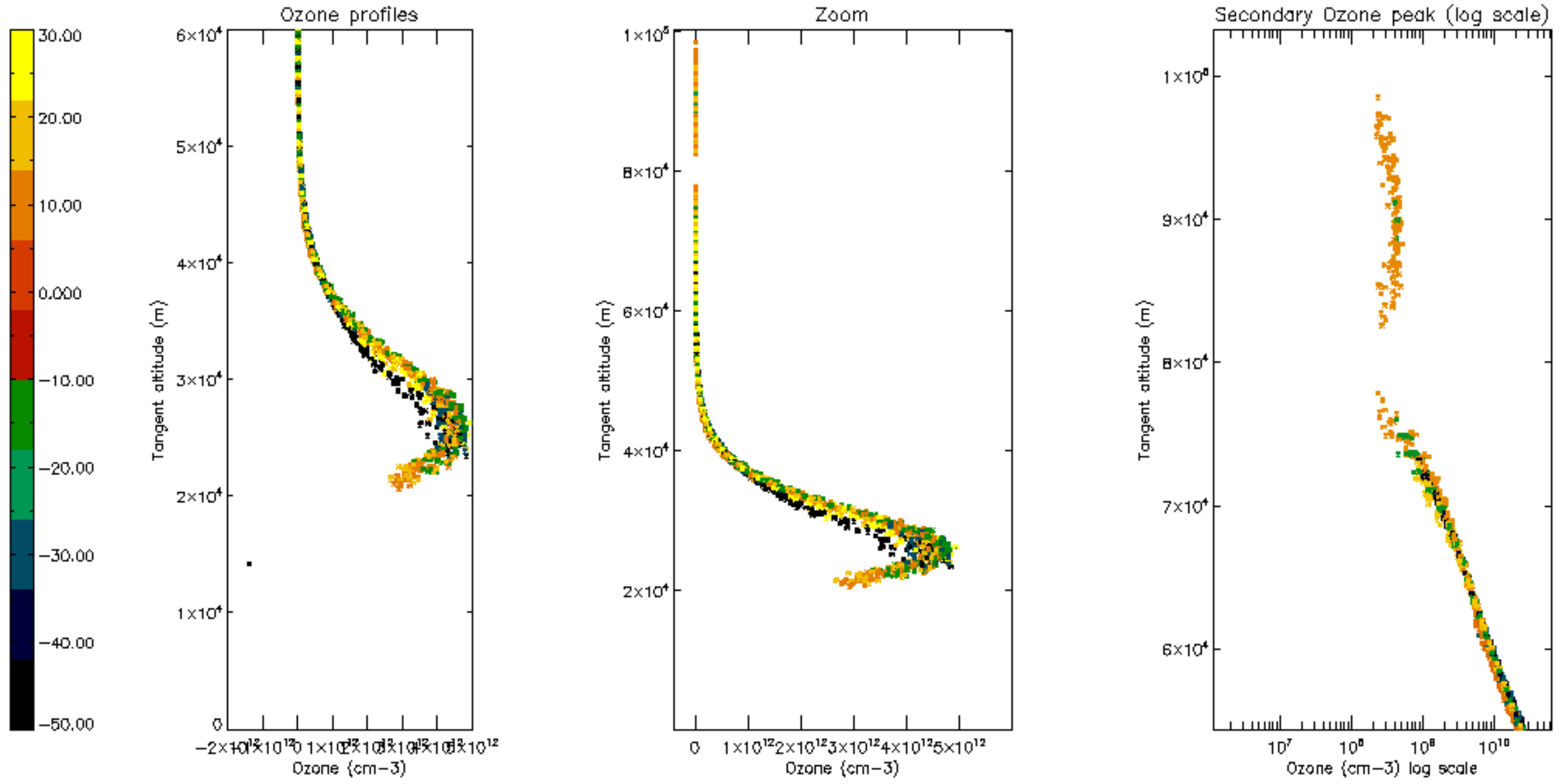
Percentage of saturation errors per profile

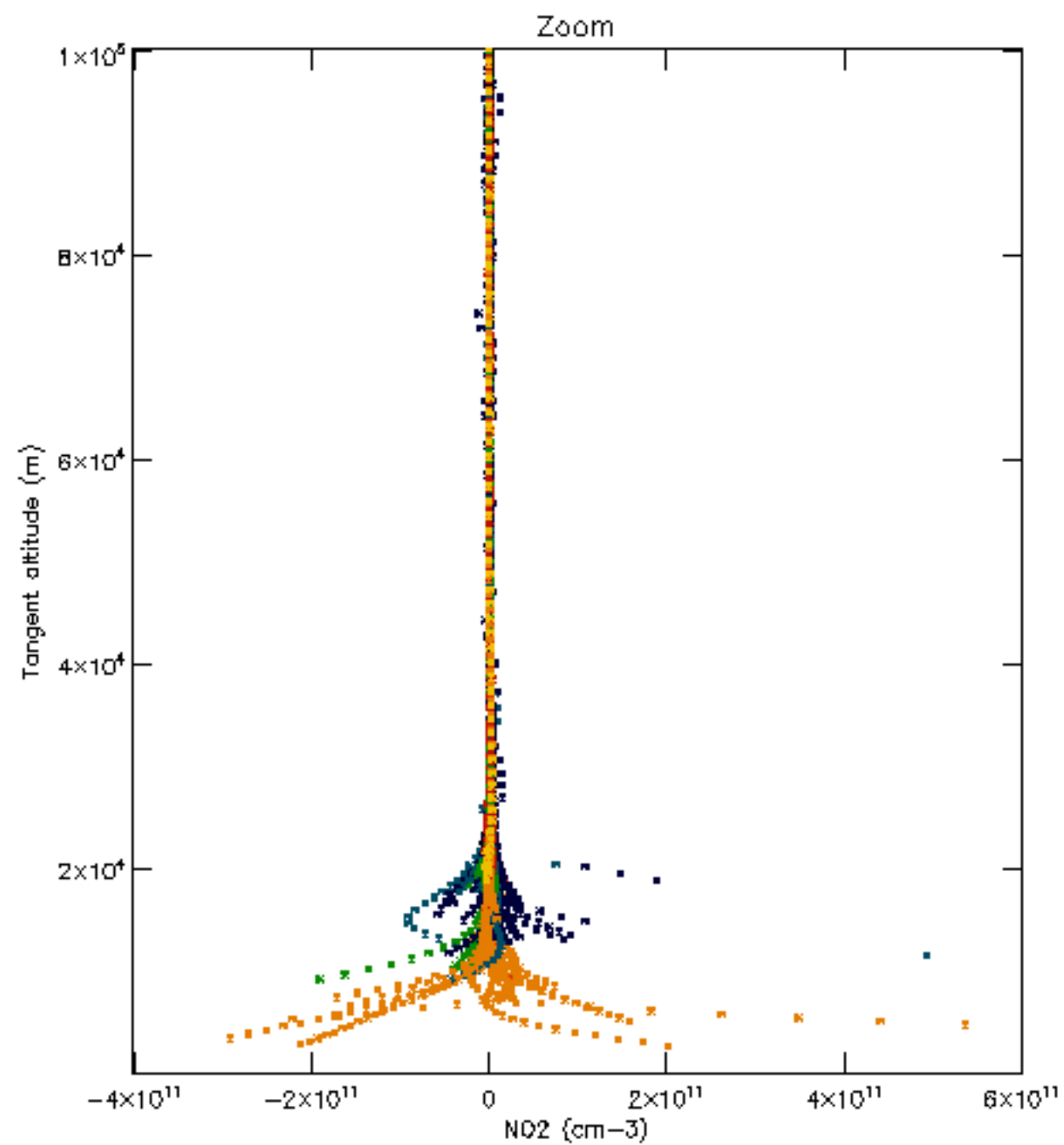
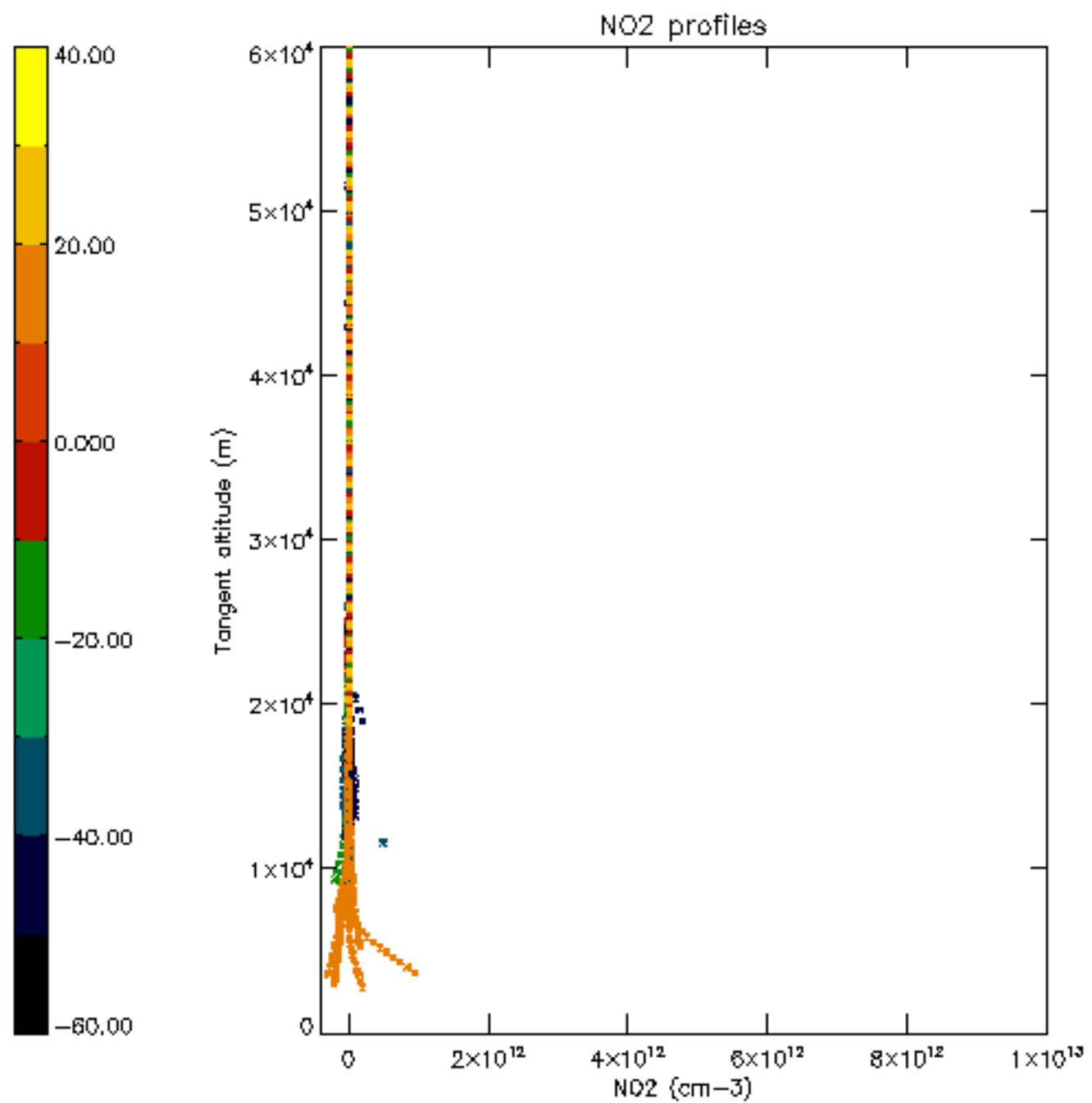


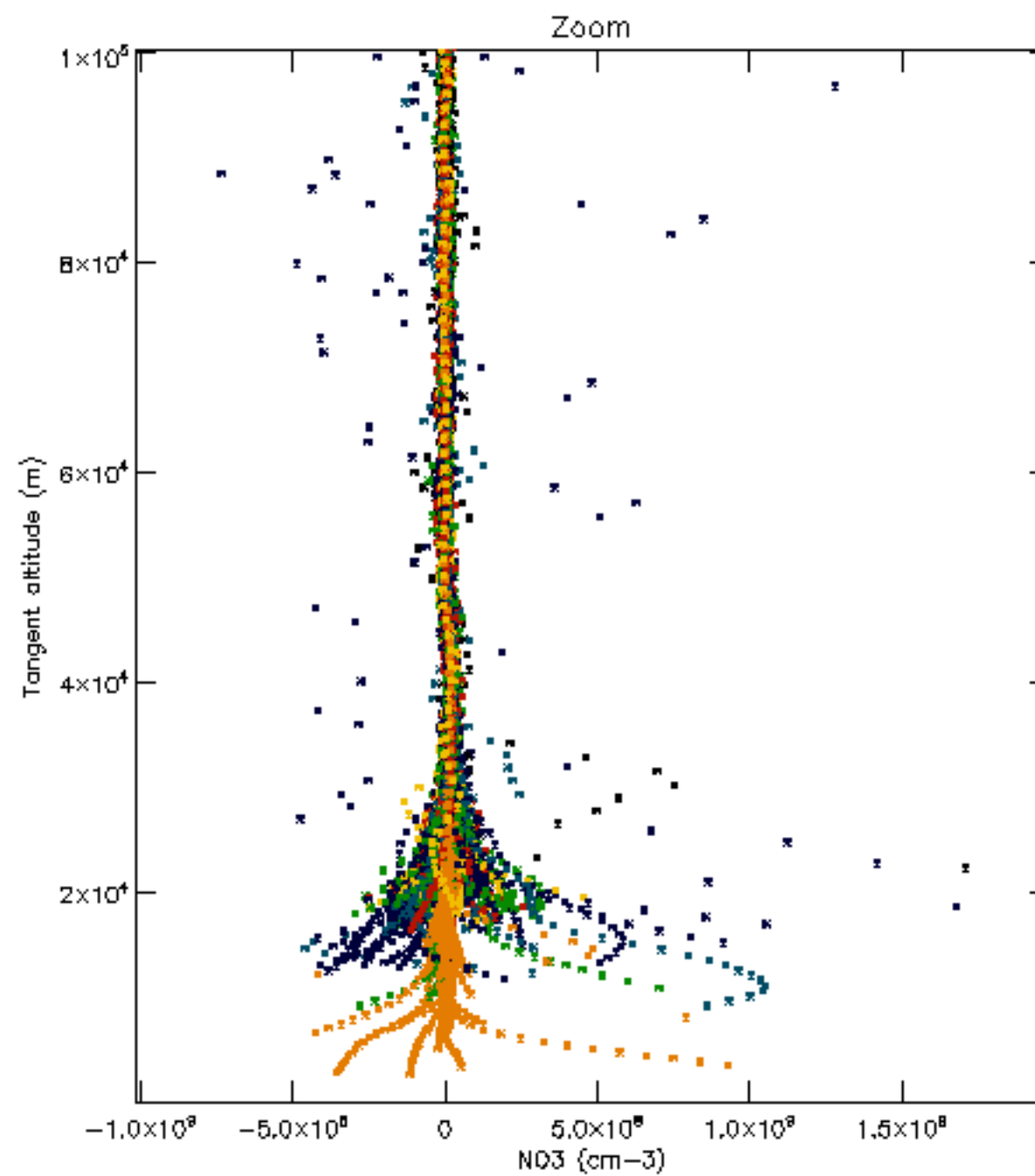
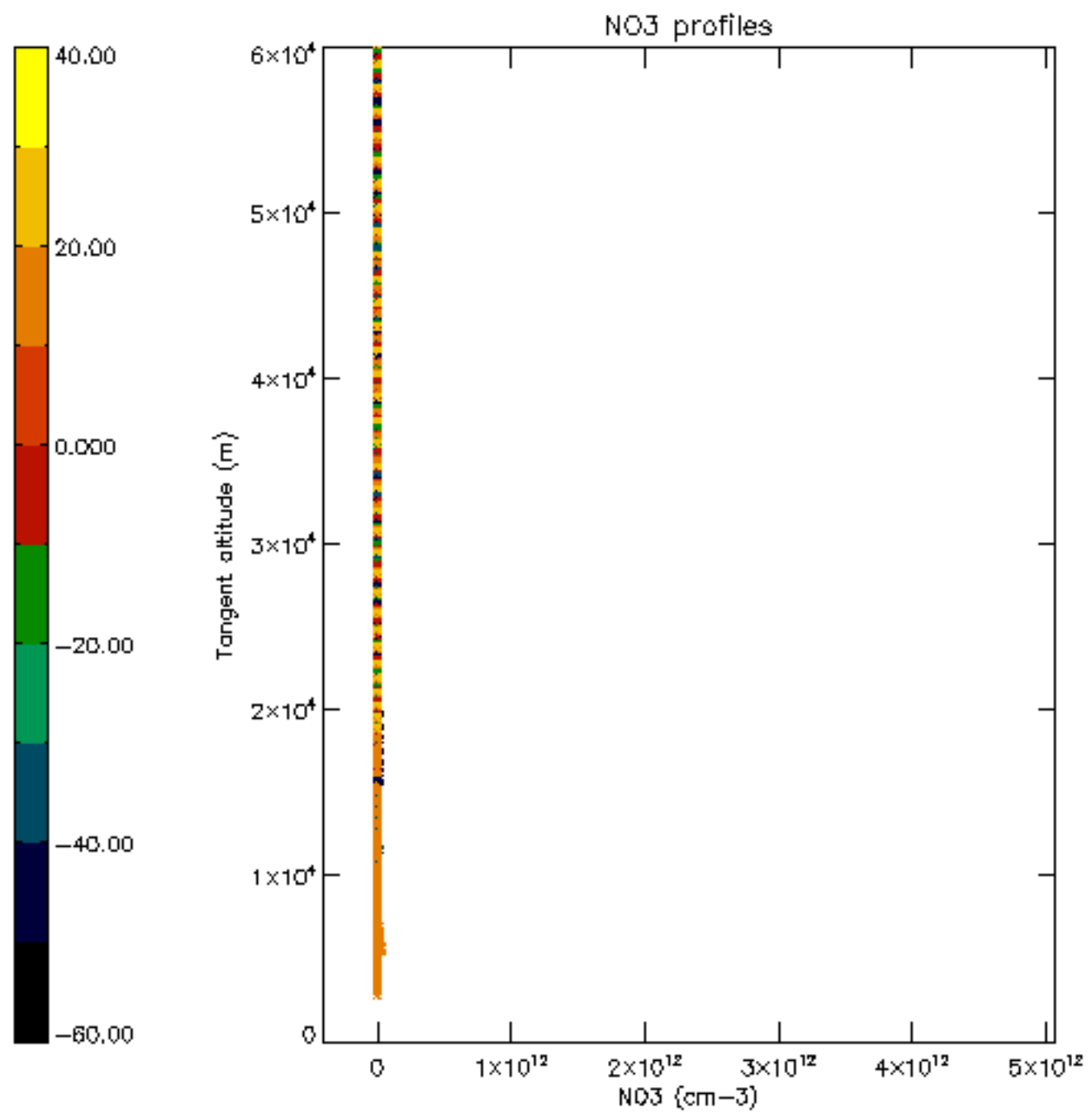


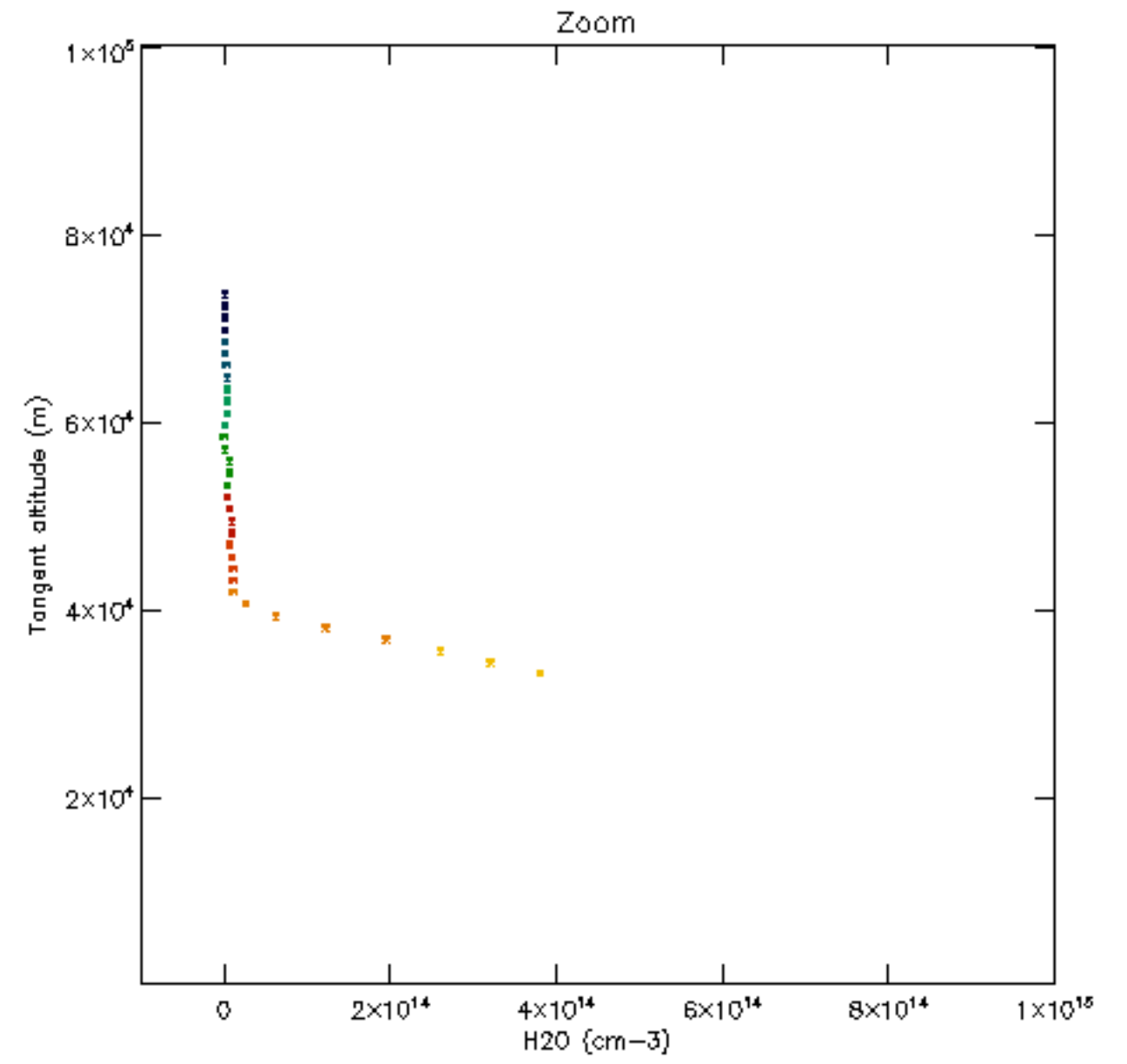
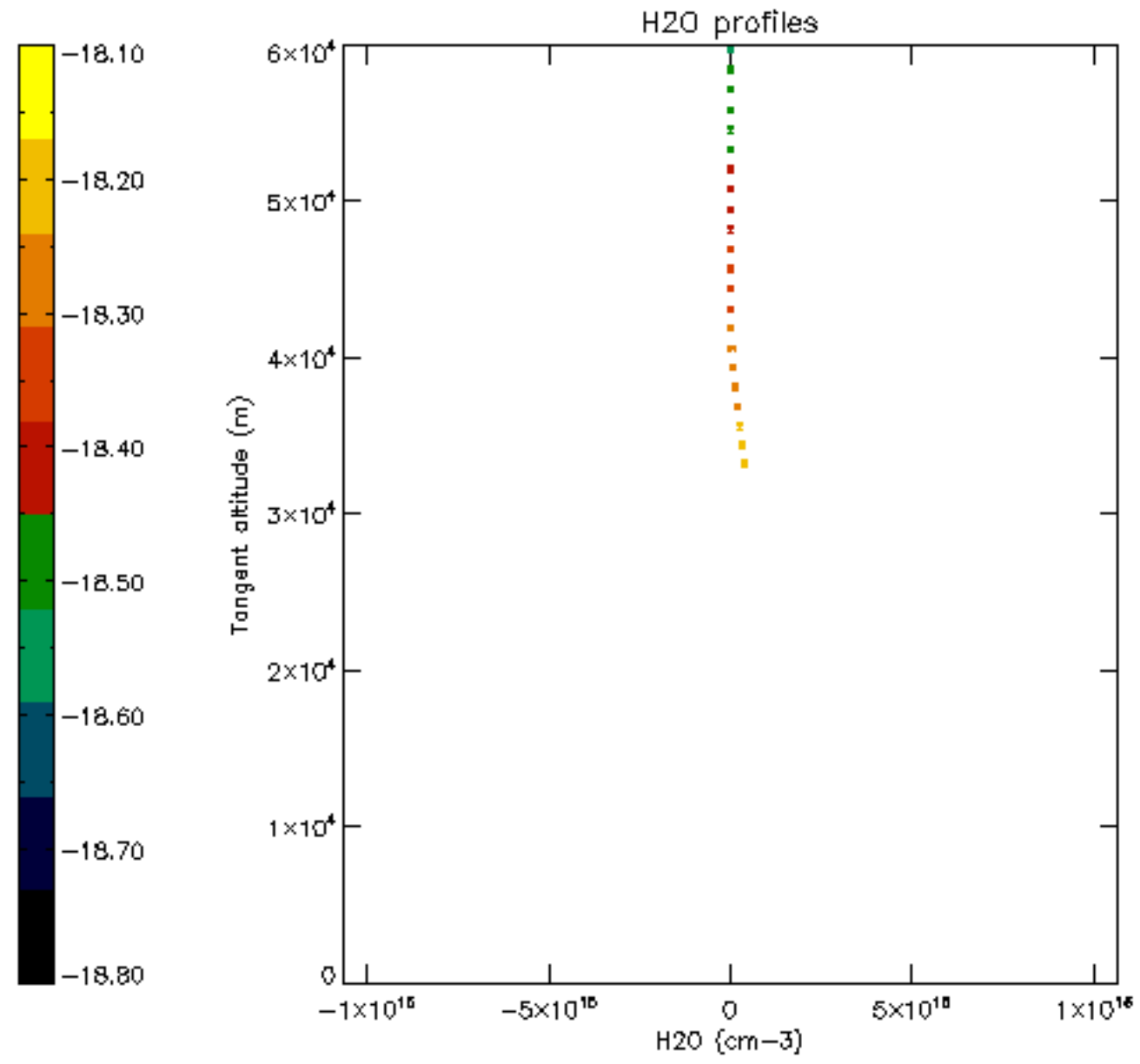


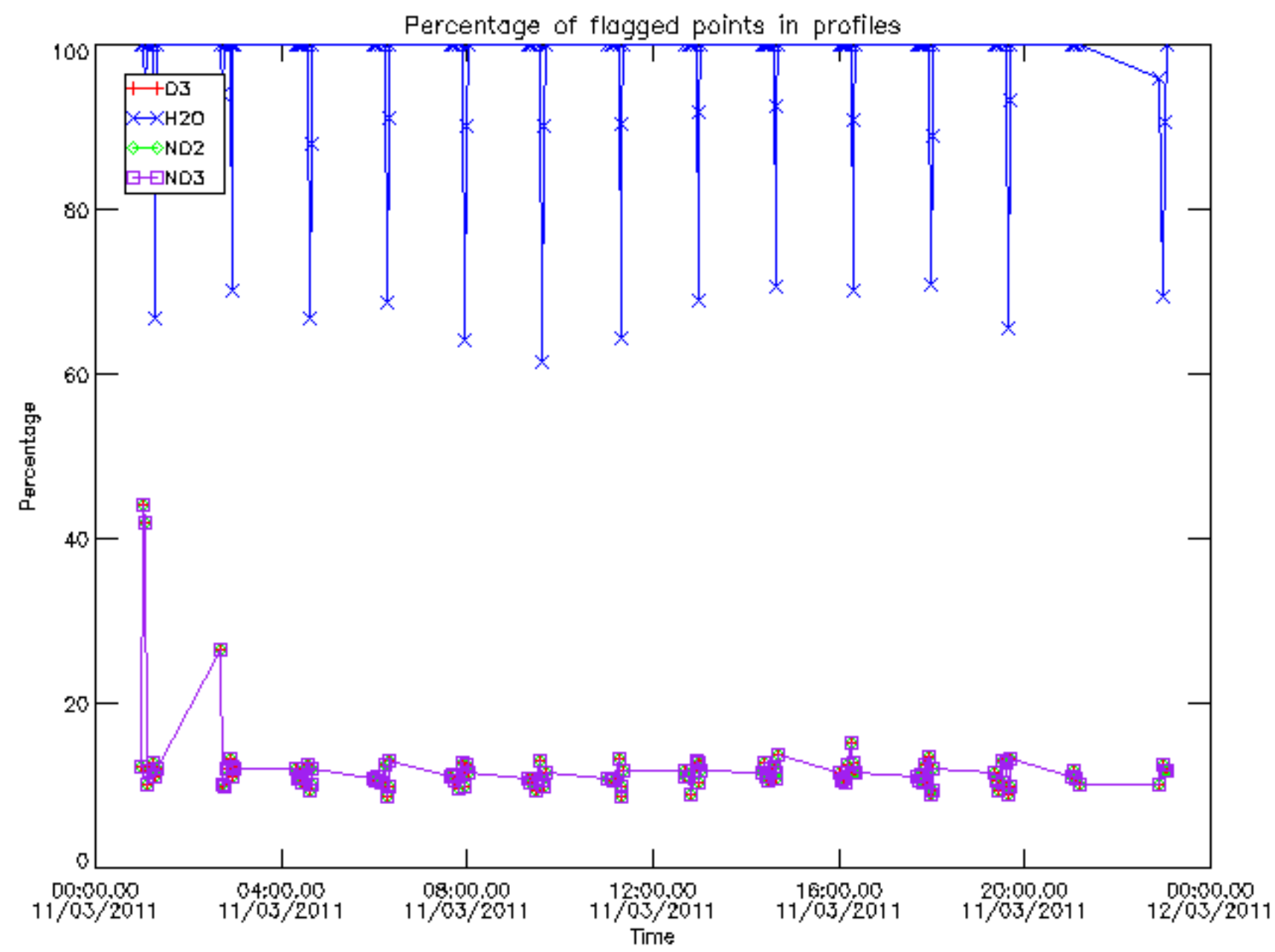




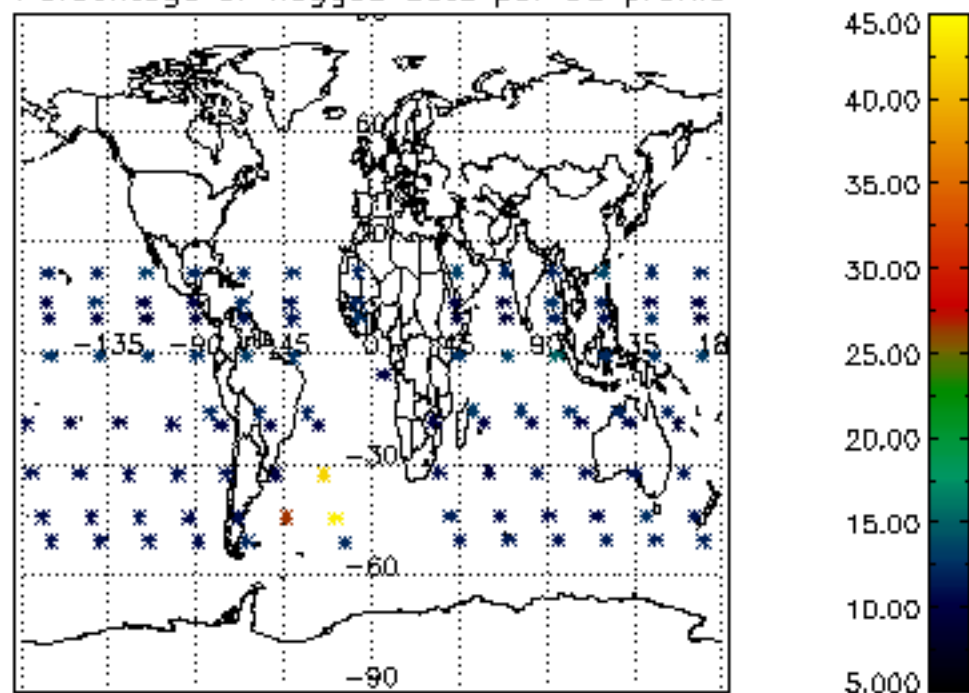




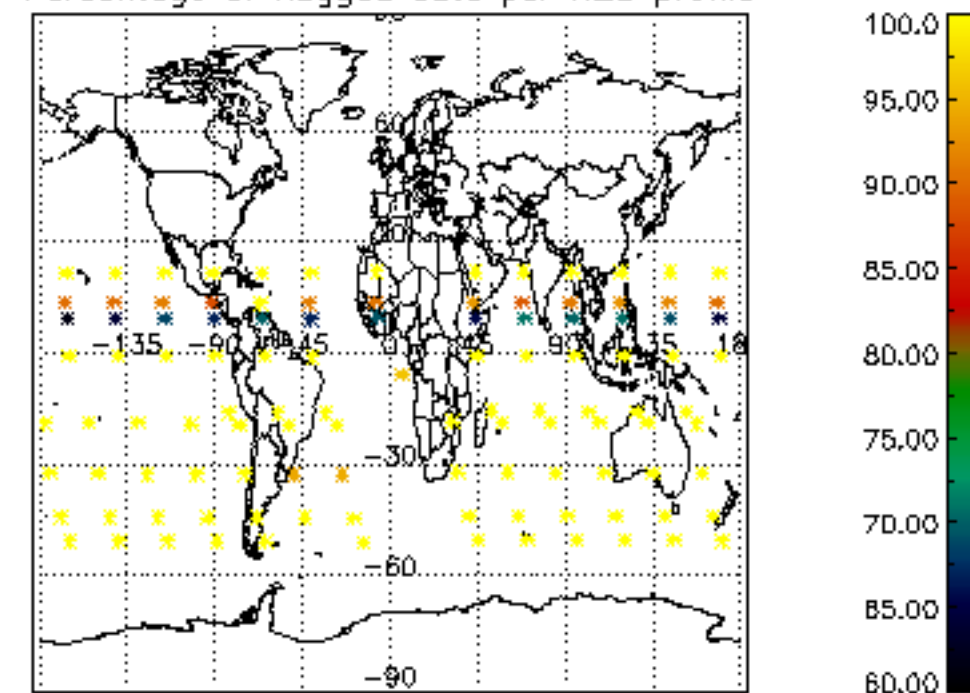




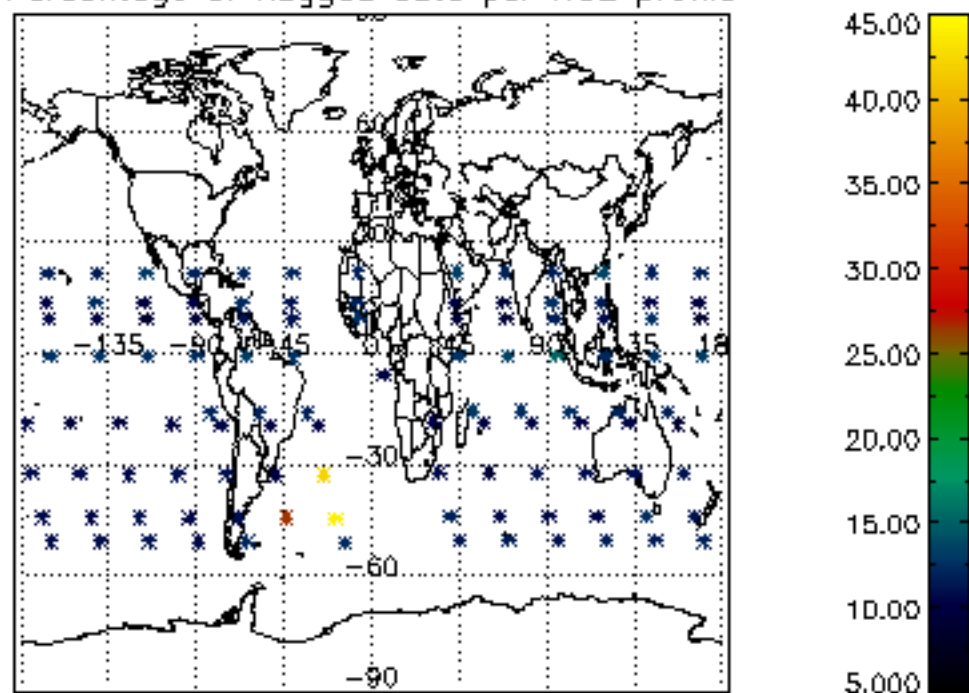
Percentage of flagged data per D3 profile



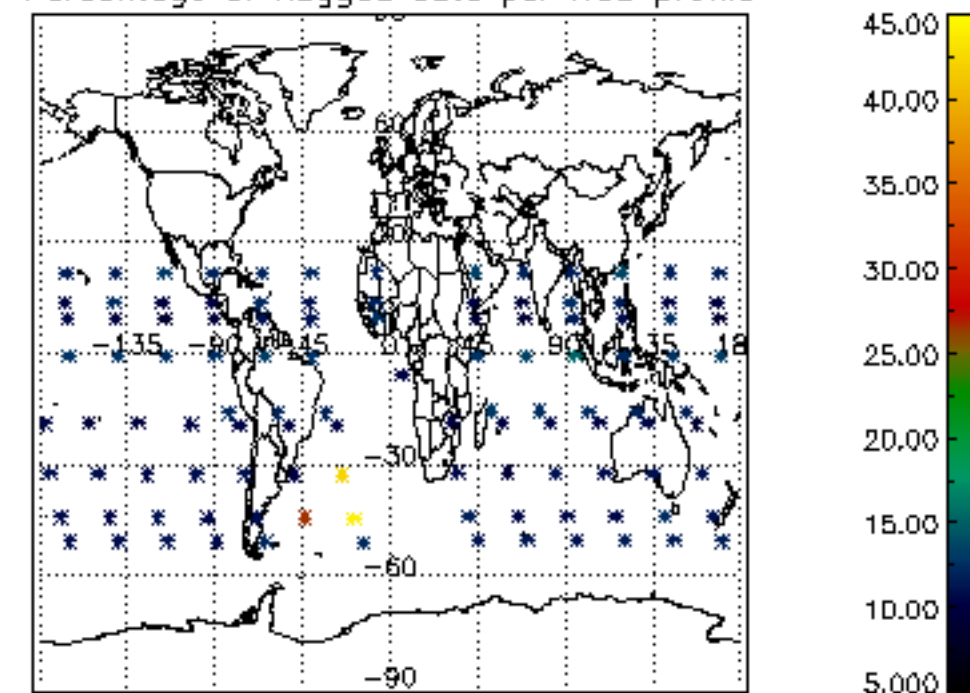
Percentage of flagged data per H2O profile

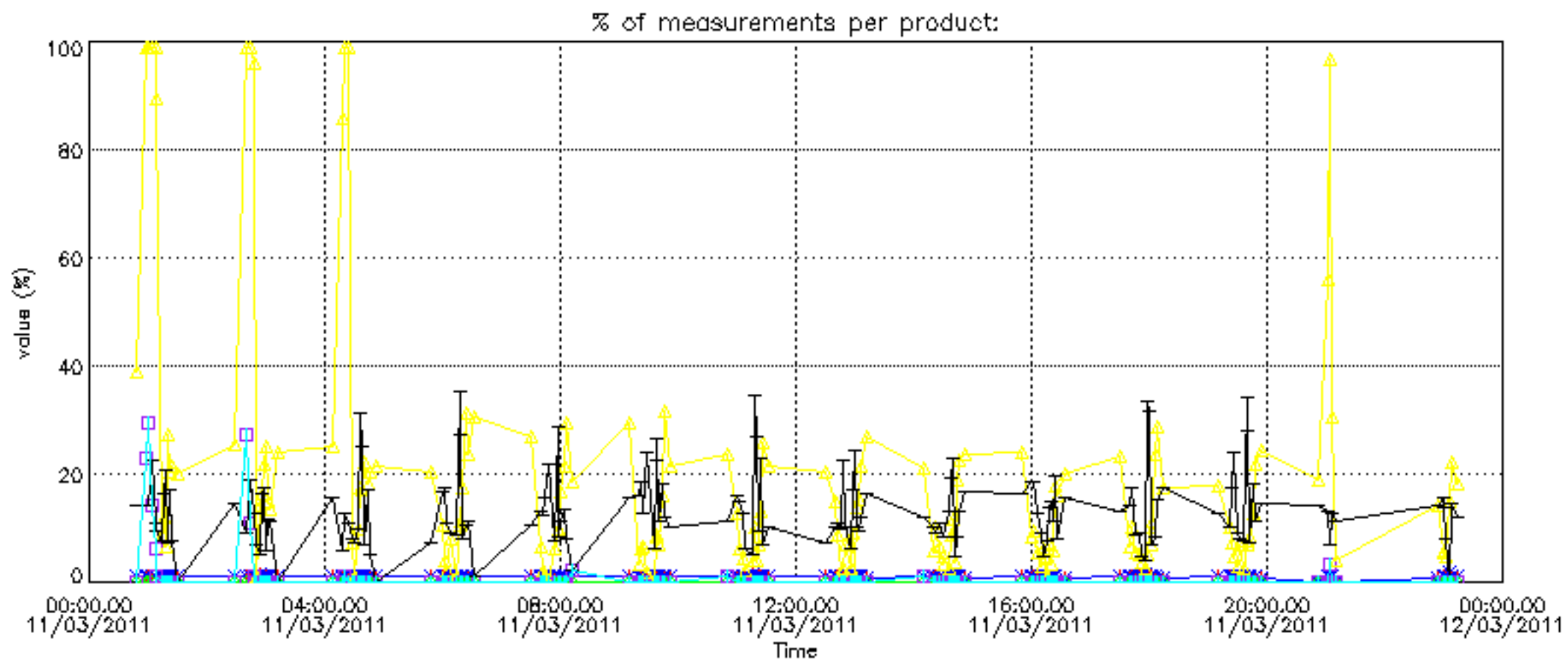
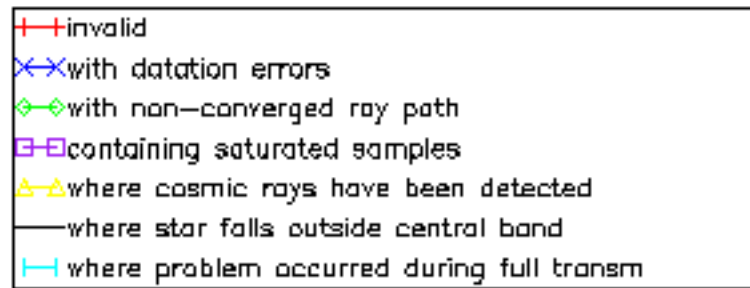


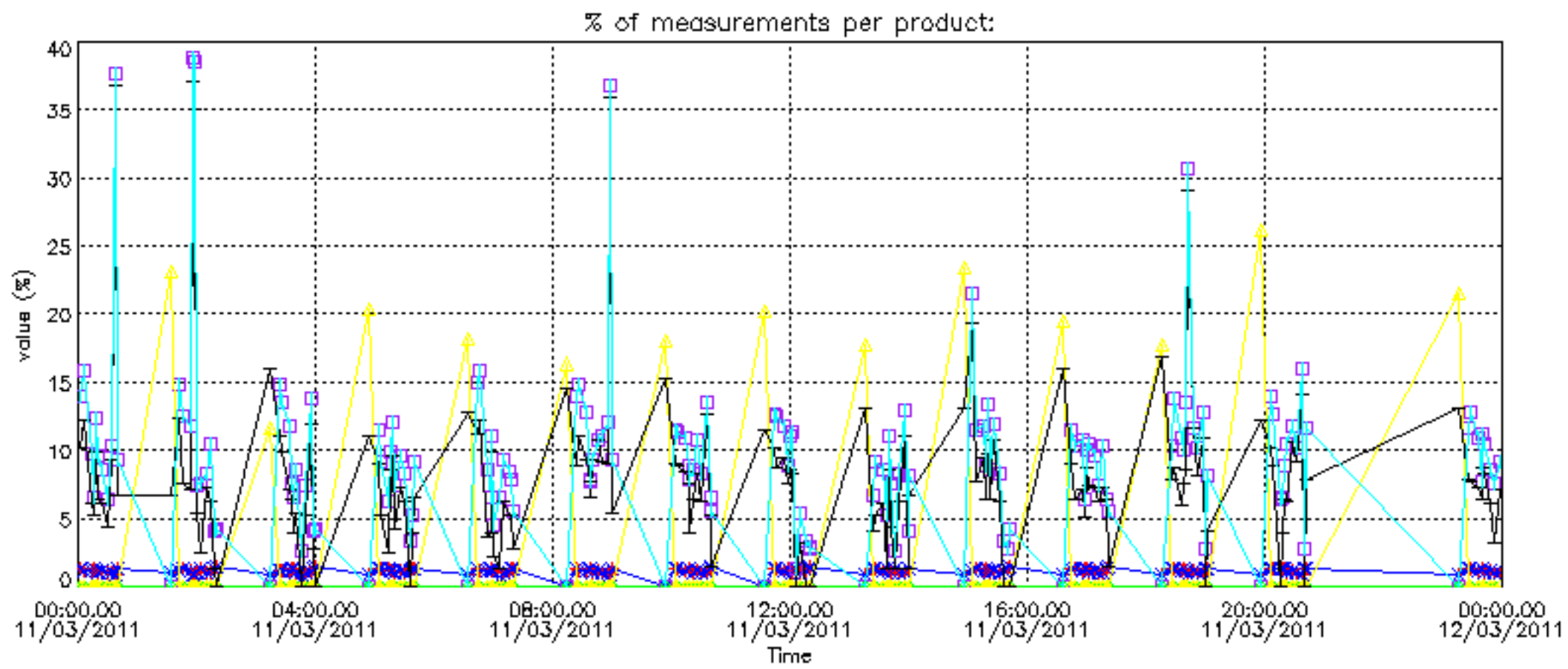
Percentage of flagged data per NO2 profile



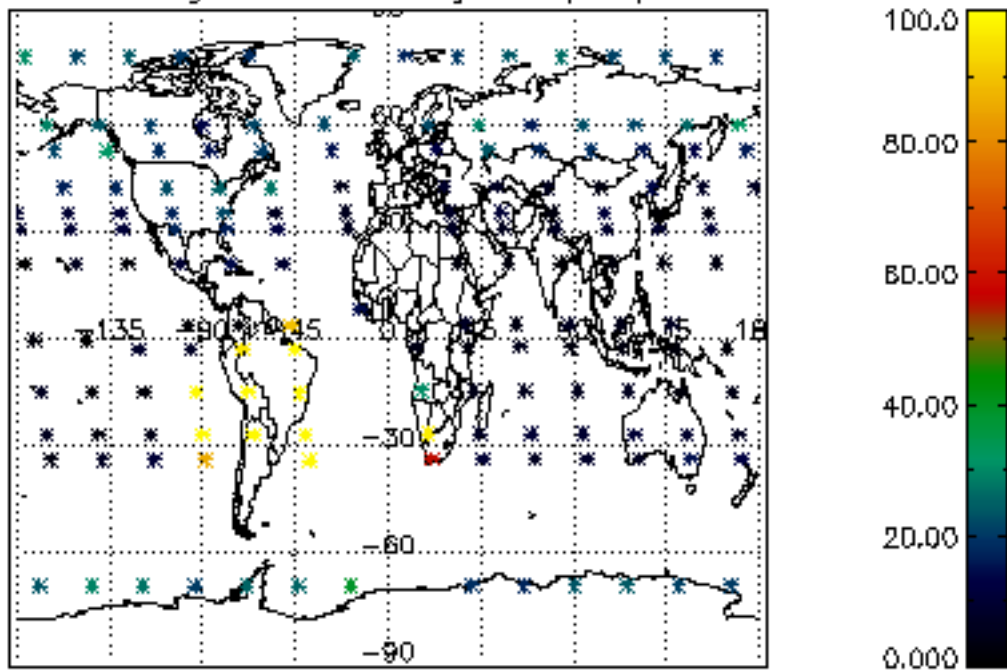
Percentage of flagged data per NO3 profile



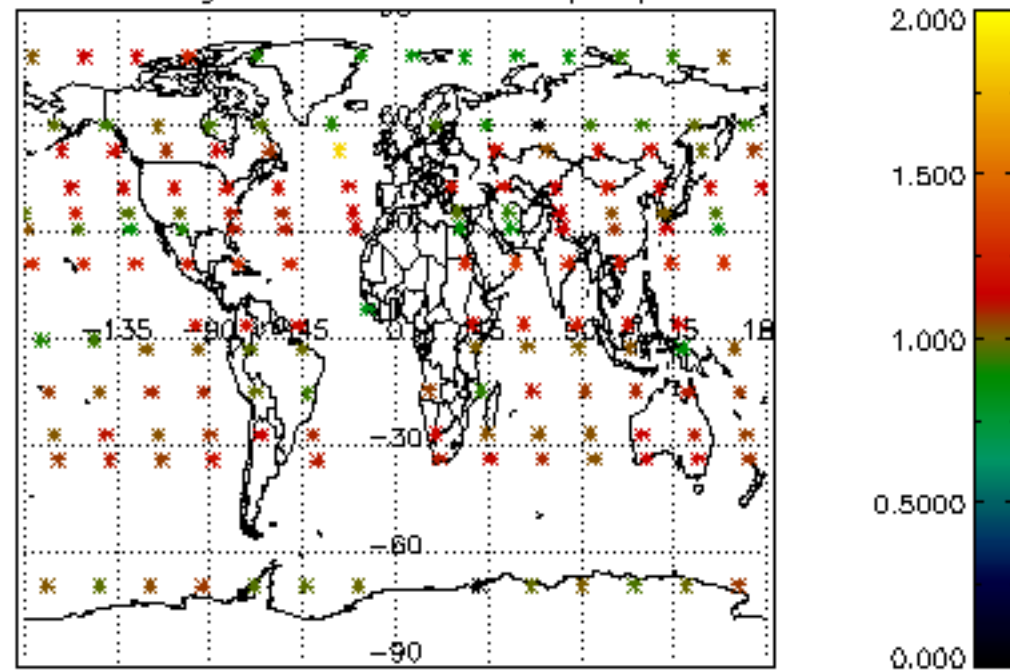




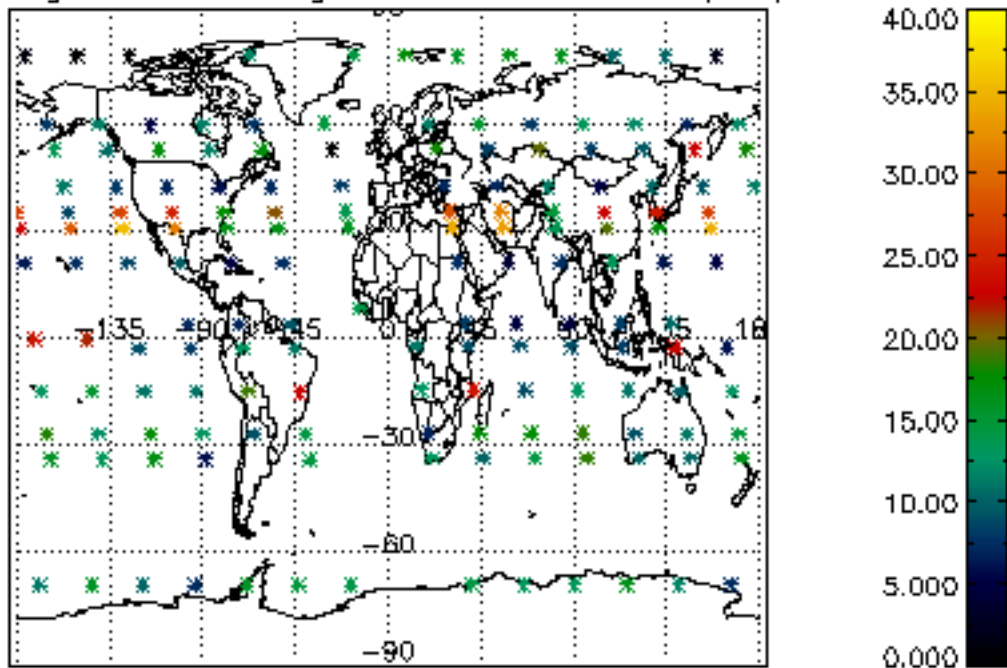
Percentage of cosmic ray hits per profile



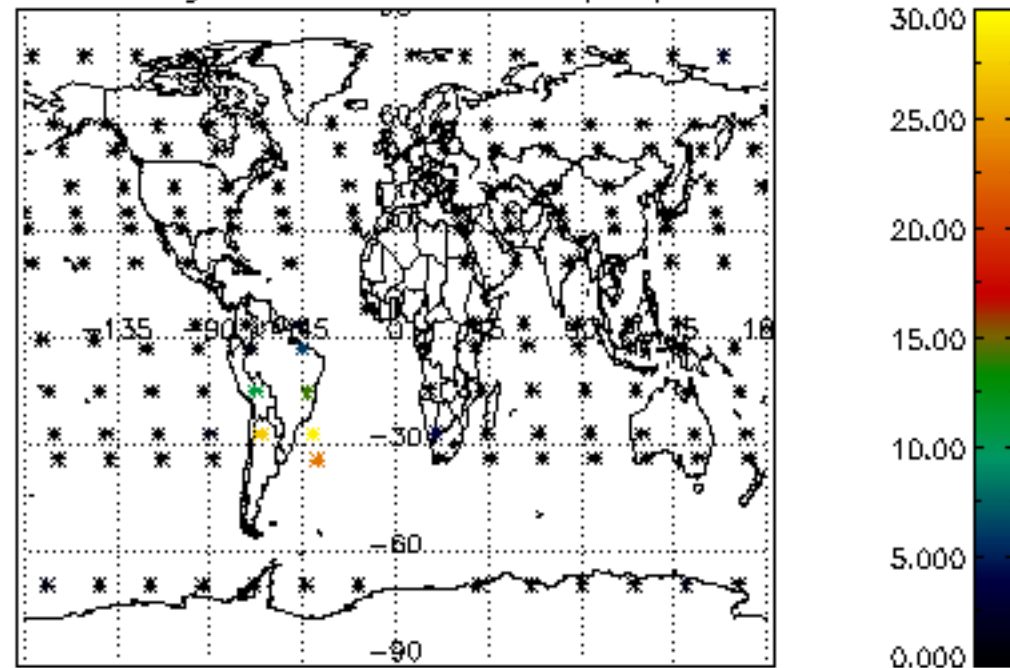
Percentage of datation errors per profile



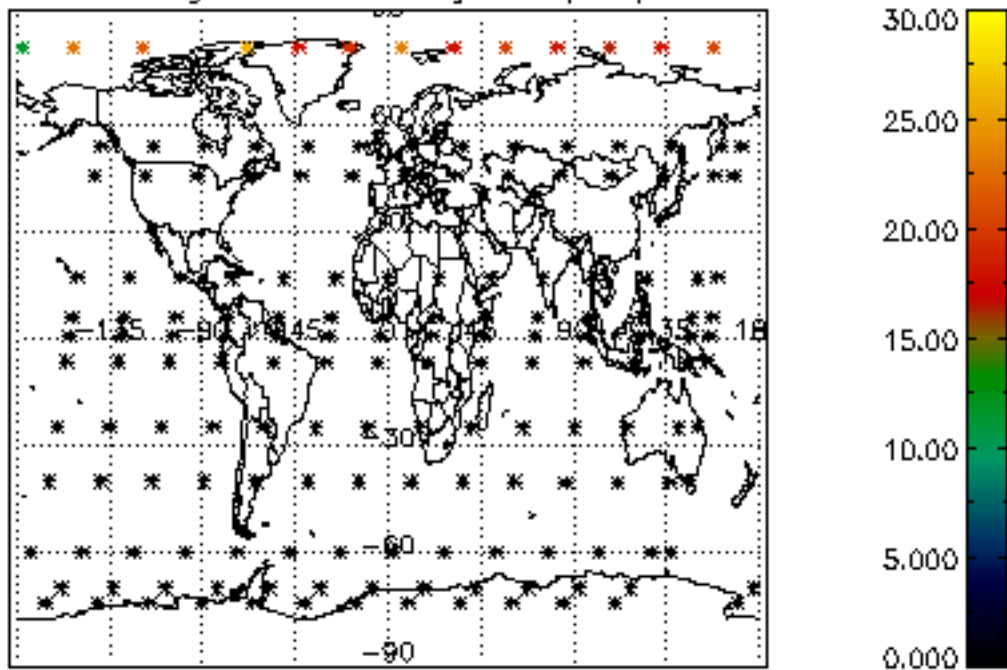
Percentage of star falling outside central band per profile



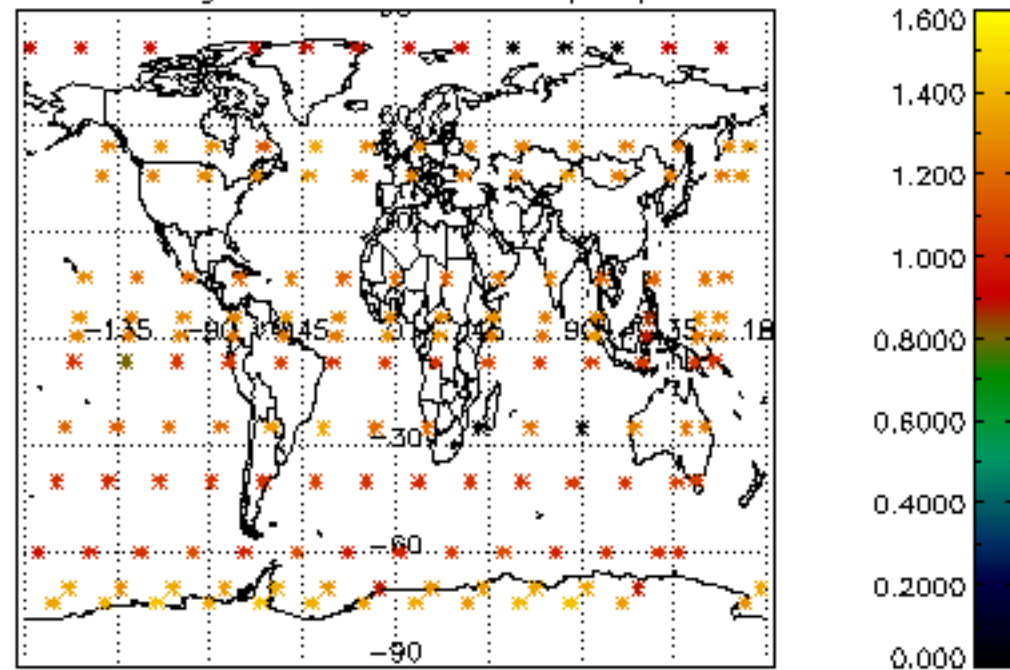
Percentage of saturation errors per profile



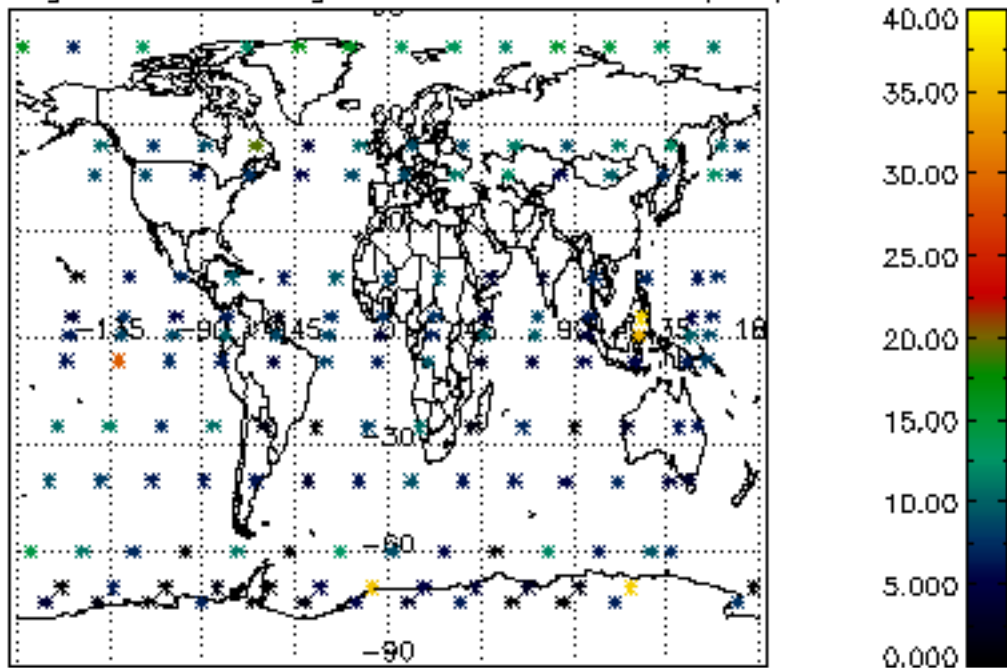
Percentage of cosmic ray hits per profile



Percentage of datation errors per profile



Percentage of star falling outside central band per profile



Percentage of saturation errors per profile

