

GOMOS Level 2 Daily Report

SUMMARY

[1. General Info](#)

[2. Summary of processed GOM_NL_2P products](#)

[3. Level 2 Quality information per product](#)

[3.1 Plot of level 2 quality information per product \(time dependant\)](#)

[3.2 Plot of level 2 quality information per product \(world map\)](#)

[4. Level 1 Quality information per product \(stored on level 2 products\)](#)

[4.1 Plot of level 1 quality information per product \(time dependant\)](#)

[4.1.1 Plot of level 1 quality information per product \(time dependant\): ASCENDING](#)

[4.1.2 Plot of level 1 quality information per product \(time dependant\): DESCENDING](#)

[4.2 Plot of level 1 quality information per product \(world map\)](#)

[4.2.1 Plot of level 1 quality information per product \(world map\): ASCENDING](#)

[4.2.2 Plot of level 1 quality information per product \(world map\): DESCENDING](#)

[5. Ozone profiles based on quality statistics and other trace gas profiles](#)

[5.1 Ozone statistics based on quality of products](#)

[5.2 Plot ozone profiles for all STD \(dark without errors\)](#)

[5.3 Plot ozone profiles where STD < 20% \(dark without errors\)](#)

[5.4. Plot ozone profiles where STD < 10% \(dark without errors\)](#)

[5.5. Plot ozone profiles where STD < 5% \(dark without errors\)](#)

[5.6 Plot NO2 profiles for all STD \(dark without errors\)](#)

[5.7 Plot NO3 profiles for all STD \(dark without errors\)](#)

[5.8 Plot H2O profiles \(only for occultations of stars 1,2,3,4,13,14,16,26,63 dark without errors\) for all STD](#)

[6. Auxiliary Data Files used for the production reported in section 2](#)

This report presents the daily analysis on parameters extracted from GOMOS level 2 data (GOM_NL__2P). It is intended to monitor some important parameters that will impact the quality of these products. A list of level 2 products (and content) that have arrived during the reporting day to the PCF is also given.

Item	Value
Time of report generation	24APR2013 11:06:33
Data source version	GOMOS/6.01
Start time of products	09-03-2011 (09MAR2011 00:00:00)
Stop time of products	10-03-2011 (10MAR2011 00:00:00)
Store outputs in DB	Yes
Nb of level 2 prods	356
Nb of prods with errors	0

2. Summary of processed GOM_NL__2P products.

Nr	Filename	UTC Start time	Limb	Duration	Star Id	Star Name	Star Mag	Star Temp	Nb Meas	Orbit	Prod. error
1	GOM_NL__2PRFIN20110309_000232_000000463100_00174_47171_4613.N1	09-MAR-2011 00:02:32	Bright	46.000	119	14Eta Dra	2.7270	4700.0	92	47171	No
2	GOM_NL__2PRFIN20110309_000715_000000253100_00174_47171_4614.N1	09-MAR-2011 00:07:15	Twilight	25.000	130	23Bet Dra	2.7990	5800.0	50	47171	No
3	GOM_NL__2PRFIN20110309_000803_000000483100_00174_47171_4615.N1	09-MAR-2011 00:08:03	Bright	48.000	69	33Gam Dra	2.2310	3800.0	96	47171	No
4	GOM_NL__2PRFIN20110309_001053_000000563100_00174_47171_4616.N1	09-MAR-2011 00:10:53	Bright	56.000	144	18Del Cyg	2.8600	11000.	112	47171	No
5	GOM_NL__2PRFIN20110309_001211_000000363100_00174_47171_4617.N1	09-MAR-2011 00:12:11	Bright	36.000	66	37Gam Cyg	2.2080	5900.0	72	47171	No
6	GOM_NL__2PRFIN20110309_002114_000000493100_00174_47171_4618.N1	09-MAR-2011 00:21:14	Bright	48.500	168	17Zet Aql	2.9860	11000.	97	47171	No
7	GOM_NL__2PRFIN20110309_003120_000000453100_00174_47171_4619.N1	09-MAR-2011 00:31:20	Dark	44.500	155	41Pi Sgr	2.9000	6600.0	89	47171	No
8	GOM_NL__2PRFIN20110309_003315_000000453100_00174_47171_4620.N1	09-MAR-2011 00:33:15	Dark	45.000	57	34Sig Sgr	2.0660	26000.	90	47171	No
9	GOM_NL__2PRFIN20110309_003633_000000483100_00174_47171_4621.N1	09-MAR-2011 00:36:33	Dark	48.000	38	20Eps Sgr	1.8360	11000.	96	47171	No
10	GOM_NL__2PRFIN20110309_003937_000000473100_00174_47171_4622.N1	09-MAR-2011 00:39:37	Dark	47.000	85	Kap Sco	2.4070	28000.	94	47171	No
11	GOM_NL__2PRFIN20110309_004254_000000533100_00175_47172_4608.N1	09-MAR-2011 00:42:54	Dark	52.500	141	Bet Ara	2.8400	4600.0	105	47172	No
12	GOM_NL__2PRFIN20110309_004645_000000403100_00175_47172_4609.N1	09-MAR-2011 00:46:45	Dark	40.000	134	Bet TrA	2.8100	6600.0	80	47172	No
13	GOM_NL__2PRFIN20110309_004926_000000453100_00175_47172_4610.N1	09-MAR-2011 00:49:26	Dark	45.000	4	Alp1Cen	-0.010000	5800.0	90	47172	No
14	GOM_NL__2PRFIN20110309_005042_000000423100_00175_47172_4611.N1	09-MAR-2011 00:50:42	Dark	41.500	10	Bet Cen	0.61000	28000.	83	47172	No
15	GOM_NL__2PRFIN20110309_005240_000000443100_00175_47172_4612.N1	09-MAR-2011 00:52:40	Dark	43.500	77	Eps Cen	2.3030	28000.	87	47172	No
16	GOM_NL__2PRFIN20110309_005406_000000503100_00175_47172_4613.N1	09-MAR-2011 00:54:06	Dark	49.500	26	Gam Cru	1.6240	2900.0	99	47172	No
17	GOM_NL__2PRFIN20110309_005542_000000473100_00175_47172_4614.N1	09-MAR-2011 00:55:42	Straylight	46.500	64	Gam Cen	2.2000	10600.	93	47172	No
18	GOM_NL__2PRFIN20110309_005737_000000553100_00175_47172_4615.N1	09-MAR-2011 00:57:37	Straylight	55.000	123	lot Cen	2.7500	10200.	110	47172	No
19	GOM_NL__2PRFIN20110309_010441_000000573100_00175_47172_4616.N1	09-MAR-2011 01:04:41	Straylight	57.000	171	2Eps Crv	3.0010	4250.0	114	47172	No
20	GOM_NL__2PRFIN20110309_011608_000000393100_00175_47172_4617.N1	09-MAR-2011 01:16:08	Bright	39.000	22	32Alp Leo	1.3600	15200.	78	47172	No
21	GOM_NL__2PRFIN20110309_011831_000000413100_00175_47172_4618.N1	09-MAR-2011 01:18:31	Bright	40.500	51	41Gam1Leo	2.0100	4500.0	81	47172	No
22	GOM_NL__2PRFIN20110309_012645_000000433100_00175_47172_4619.N1	09-MAR-2011 01:26:45	Bright	42.500	174	52Psi UMa	3.0040	4400.0	85	47172	No
23	GOM_NL__2PRFIN20110309_012947_000000393100_00175_47172_4620.N1	09-MAR-2011 01:29:47	Bright	39.000	82	48Bet UMa	2.3650	10600.	78	47172	No
24	GOM_NL__2PRFIN20110309_013112_000000423100_00175_47172_4621.N1	09-MAR-2011 01:31:12	Bright	41.500	36	50Alp UMa	1.8000	6300.0	83	47172	No
25	GOM_NL__2PRFIN20110309_013330_000000423100_00175_47172_4622.N1	09-MAR-2011 01:33:30	Bright	42.000	32	77Eps UMa	1.7630	11000.	84	47172	No
26	GOM_NL__2PRFIN20110309_013822_000000403100_00175_47172_4623.N1	09-MAR-2011 01:38:22	Bright	39.500	60	7Bet UMi	2.0810	3950.0	79	47172	No
27	GOM_NL__2PRFIN20110309_014246_000000483100_00175_47172_4624.N1	09-MAR-2011 01:42:46	Bright	48.000	119	14Eta Dra	2.7270	4700.0	96	47172	No
28	GOM_NL__2PRFIN20110309_014816_000000493100_00175_47172_4625.N1	09-MAR-2011 01:48:16	Bright	49.000	69	33Gam Dra	2.2310	3800.0	98	47172	No
29	GOM_NL__2PRFIN20110309_015107_000000383100_00175_47172_4626.N1	09-MAR-2011 01:51:07	Bright	37.500	144	18Del Cyg	2.8600	11000.	75	47172	No
30	GOM_NL__2PRFIN20110309_015225_000000503100_00175_47172_4627.N1	09-MAR-2011 01:52:25	Bright	50.000	66	37Gam Cyg	2.2080	5900.0	100	47172	No
31	GOM_NL__2PRFIN20110309_020129_000000483100_00175_47172_4628.N1	09-MAR-2011 02:01:29	Bright	48.000	168	17Zet Aql	2.9860	11000.	96	47172	No
32	GOM_NL__2PRFIN20110309_021135_000000443100_00175_47172_4629.N1	09-MAR-2011 02:11:35	Dark	43.500	155	41Pi Sgr	2.9000	6600.0	87	47172	No
33	GOM_NL__2PRFIN20110309_021330_000000473100_00175_47172_4630.N1	09-MAR-2011 02:13:30	Dark	47.000	57	34Sig Sgr	2.0660	26000.	94	47172	No
34	GOM_NL__2PRFIN20110309_021648_000000503100_00175_47172_4631.N1	09-MAR-2011 02:16:48	Dark	49.500	38	20Eps Sgr	1.8360	11000.	99	47172	No
35	GOM_NL__2PRFIN20110309_021952_000000463100_00175_47172_4632.N1	09-MAR-2011 02:19:52	Dark	45.500	85	Kap Sco	2.4070	28000.	91	47172	No
36	GOM_NL__2PRFIN20110309_022308_000000433100_00176_47173_4622.N1	09-MAR-2011 02:23:08	Dark	42.500	141	Bet Ara	2.8400	4600.0	85	47173	No
37	GOM_NL__2PRFIN20110309_022700_000000423100_00176_47173_4623.N1	09-MAR-2011 02:27:00	Dark	41.500	134	Bet TrA	2.8100	6600.0	83	47173	No
38	GOM_NL__2PRFIN20110309_022941_000000463100_00176_47173_4624.N1	09-MAR-2011 02:29:41	Dark	45.500	4	Alp1Cen	-0.010000	5800.0	91	47173	No
39	GOM_NL__2PRFIN20110309_023057_000000443100_00176_47173_4625.N1	09-MAR-2011 02:30:57	Dark	43.500	10	Bet Cen	0.61000	28000.	87	47173	No
40	GOM_NL__2PRFIN20110309_023255_000000433100_00176_47173_4626.N1	09-MAR-2011 02:32:55	Dark	42.500	77	Eps Cen	2.3030	28000.	85	47173	No
41	GOM_NL__2PRFIN20110309_023421_000000563100_00176_47173_4627.N1	09-MAR-2011 02:34:21	Dark	56.000	26	Gam Cru	1.6240	2900.0	112	47173	No
42	GOM_NL__2PRFIN20110309_023557_000000443100_00176_47173_4628.N1	09-MAR-2011 02:35:57	Straylight	44.000	64	Gam Cen	2.2000	10600.	88	47173	No

43	GOM_NL__2PRFIN20110309_023751_000000553100_00176_47173_4629.N1	09-MAR-2011 02:37:51	Straylight	54.500	123	lot Cen	2.7500	10200.	109	47173	No
44	GOM_NL__2PRFIN20110309_024455_000000563100_00176_47173_4630.N1	09-MAR-2011 02:44:55	Straylight	55.500	171	2Eps Crv	3.0010	4250.0	111	47173	No
45	GOM_NL__2PRFIN20110309_025622_000000413100_00176_47173_4631.N1	09-MAR-2011 02:56:22	Bright	40.500	22	32Alp Leo	1.3600	15200.	81	47173	No
46	GOM_NL__2PRFIN20110309_025845_000000423100_00176_47173_4632.N1	09-MAR-2011 02:58:45	Bright	41.500	51	41Gam1Leo	2.0100	4500.0	83	47173	No
47	GOM_NL__2PRFIN20110309_030659_000000433100_00176_47173_4633.N1	09-MAR-2011 03:06:59	Bright	42.500	174	52Psi UMa	3.0040	4400.0	85	47173	No
48	GOM_NL__2PRFIN20110309_031000_000000383100_00176_47173_4634.N1	09-MAR-2011 03:10:00	Bright	37.500	82	48Bet UMa	2.3650	10600.	75	47173	No
49	GOM_NL__2PRFIN20110309_031126_000000413100_00176_47173_4635.N1	09-MAR-2011 03:11:26	Bright	41.000	36	50Alp UMa	1.8000	6300.0	82	47173	No
50	GOM_NL__2PRFIN20110309_031343_000000423100_00176_47173_4636.N1	09-MAR-2011 03:13:43	Bright	42.000	32	77Eps UMa	1.7630	11000.	84	47173	No
51	GOM_NL__2PRFIN20110309_031836_000000393100_00176_47173_4637.N1	09-MAR-2011 03:18:36	Bright	39.000	60	7Bet UMi	2.0810	3950.0	78	47173	No
52	GOM_NL__2PRFIN20110309_032259_000000473100_00176_47173_4638.N1	09-MAR-2011 03:22:59	Bright	47.000	119	14Eta Dra	2.7270	4700.0	94	47173	No
53	GOM_NL__2PRFIN20110309_032830_000000503100_00176_47173_4639.N1	09-MAR-2011 03:28:30	Bright	49.500	69	33Gam Dra	2.2310	3800.0	99	47173	No
54	GOM_NL__2PRFIN20110309_033120_000000483100_00176_47173_4640.N1	09-MAR-2011 03:31:20	Bright	48.000	144	18Del Cyg	2.8600	11000.	96	47173	No
55	GOM_NL__2PRFIN20110309_033240_000000363100_00176_47173_4641.N1	09-MAR-2011 03:32:40	Bright	36.000	66	37Gam Cyg	2.2080	5900.0	72	47173	No
56	GOM_NL__2PRFIN20110309_034143_000000493100_00176_47173_4642.N1	09-MAR-2011 03:41:43	Bright	49.000	168	17Zet Aql	2.9860	11000.	98	47173	No
57	GOM_NL__2PRFIN20110309_035345_000000433100_00176_47173_4643.N1	09-MAR-2011 03:53:45	Dark	43.000	57	34Sig Sgr	2.0660	26000.	86	47173	No
58	GOM_NL__2PRFIN20110309_035703_000000493100_00176_47173_4644.N1	09-MAR-2011 03:57:03	Dark	48.500	38	20Eps Sgr	1.8360	11000.	97	47173	No
59	GOM_NL__2PRFIN20110309_040007_000000473100_00176_47173_4645.N1	09-MAR-2011 04:00:07	Dark	46.500	85	Kap Sco	2.4070	28000.	93	47173	No
60	GOM_NL__2PRFIN20110309_040323_000000413100_00177_47174_4633.N1	09-MAR-2011 04:03:23	Dark	40.500	141	Bet Ara	2.8400	4600.0	81	47174	No
61	GOM_NL__2PRFIN20110309_040715_000000403100_00177_47174_4634.N1	09-MAR-2011 04:07:15	Dark	39.500	134	Bet TrA	2.8100	6600.0	79	47174	No
62	GOM_NL__2PRFIN20110309_040956_000000463100_00177_47174_4635.N1	09-MAR-2011 04:09:56	Dark	46.000	4	Alp1Cen	-0.010000	5800.0	92	47174	No
63	GOM_NL__2PRFIN20110309_041112_000000523100_00177_47174_4636.N1	09-MAR-2011 04:11:12	Dark	52.000	10	Bet Cen	0.61000	28000.	104	47174	No
64	GOM_NL__2PRFIN20110309_041310_000000433100_00177_47174_4637.N1	09-MAR-2011 04:13:10	Dark	43.000	77	Eps Cen	2.3030	28000.	86	47174	No
65	GOM_NL__2PRFIN20110309_041435_000000563100_00177_47174_4638.N1	09-MAR-2011 04:14:35	Dark	56.000	26	Gam Cru	1.6240	2900.0	112	47174	No
66	GOM_NL__2PRFIN20110309_041611_000000433100_00177_47174_4639.N1	09-MAR-2011 04:16:11	Straylight	43.000	64	Gam Cen	2.2000	10600.	86	47174	No
67	GOM_NL__2PRFIN20110309_041806_000000543100_00177_47174_4640.N1	09-MAR-2011 04:18:06	Straylight	54.000	123	lot Cen	2.7500	10200.	108	47174	No
68	GOM_NL__2PRFIN20110309_042510_000000563100_00177_47174_4641.N1	09-MAR-2011 04:25:10	Straylight	55.500	171	2Eps Crv	3.0010	4250.0	111	47174	No
69	GOM_NL__2PRFIN20110309_043636_000000413100_00177_47174_4642.N1	09-MAR-2011 04:36:36	Bright	40.500	22	32Alp Leo	1.3600	15200.	81	47174	No
70	GOM_NL__2PRFIN20110309_043859_000000413100_00177_47174_4643.N1	09-MAR-2011 04:38:59	Bright	41.000	51	41Gam1Leo	2.0100	4500.0	82	47174	No
71	GOM_NL__2PRFIN20110309_044712_000000423100_00177_47174_4644.N1	09-MAR-2011 04:47:12	Bright	42.000	174	52Psi UMa	3.0040	4400.0	84	47174	No
72	GOM_NL__2PRFIN20110309_045014_000000403100_00177_47174_4645.N1	09-MAR-2011 04:50:14	Bright	40.000	82	48Bet UMa	2.3650	10600.	80	47174	No
73	GOM_NL__2PRFIN20110309_045140_000000413100_00177_47174_4646.N1	09-MAR-2011 04:51:40	Bright	40.500	36	50Alp UMa	1.8000	6300.0	81	47174	No
74	GOM_NL__2PRFIN20110309_045357_000000453100_00177_47174_4647.N1	09-MAR-2011 04:53:57	Bright	45.000	32	77Eps UMa	1.7630	11000.	90	47174	No
75	GOM_NL__2PRFIN20110309_045850_000000413100_00177_47174_4648.N1	09-MAR-2011 04:58:50	Bright	41.000	60	7Bet UMi	2.0810	3950.0	82	47174	No
76	GOM_NL__2PRFIN20110309_050313_000000473100_00177_47174_4649.N1	09-MAR-2011 05:03:13	Bright	47.000	119	14Eta Dra	2.7270	4700.0	94	47174	No
77	GOM_NL__2PRFIN20110309_050844_000000493100_00177_47174_4650.N1	09-MAR-2011 05:08:44	Bright	49.000	69	33Gam Dra	2.2310	3800.0	98	47174	No
78	GOM_NL__2PRFIN20110309_051135_000000563100_00177_47174_4651.N1	09-MAR-2011 05:11:35	Bright	56.000	144	18Del Cyg	2.8600	11000.	112	47174	No
79	GOM_NL__2PRFIN20110309_051254_000000373100_00177_47174_4652.N1	09-MAR-2011 05:12:54	Bright	37.000	66	37Gam Cyg	2.2080	5900.0	74	47174	No
80	GOM_NL__2PRFIN20110309_052158_000000483100_00177_47174_4653.N1	09-MAR-2011 05:21:58	Bright	47.500	168	17Zet Aql	2.9860	11000.	95	47174	No
81	GOM_NL__2PRFIN20110309_053204_000000483100_00177_47174_4654.N1	09-MAR-2011 05:32:04	Dark	47.500	155	41Pi Sgr	2.9000	6600.0	95	47174	No
82	GOM_NL__2PRFIN20110309_053400_000000463100_00177_47174_4655.N1	09-MAR-2011 05:34:00	Dark	45.500	57	34Sig Sgr	2.0660	26000.	91	47174	No
83	GOM_NL__2PRFIN20110309_053718_000000463100_00177_47174_4656.N1	09-MAR-2011 05:37:18	Dark	46.000	38	20Eps Sgr	1.8360	11000.	92	47174	No
84	GOM_NL__2PRFIN20110309_054022_000000453100_00177_47174_4657.N1	09-MAR-2011 05:40:22	Dark	44.500	85	Kap Sco	2.4070	28000.	89	47174	No
85	GOM_NL__2PRFIN20110309_054338_000000423100_00178_47175_4692.N1	09-MAR-2011 05:43:38	Dark	41.500	141	Bet Ara	2.8400	4600.0	83	47175	No
86	GOM_NL__2PRFIN20110309_054729_000000403100_00178_47175_4693.N1	09-MAR-2011 05:47:29	Dark	40.000	134	Bet TrA	2.8100	6600.0	80	47175	No
87	GOM_NL__2PRFIN20110309_055010_000000503100_00178_47175_4694.N1	09-MAR-2011 05:50:10	Dark	49.500	4	Alp1Cen	-0.010000	5800.0	99	47175	No
88	GOM_NL__2PRFIN20110309_055127_000000473100_00178_47175_4695.N1	09-MAR-2011 05:51:27	Dark	46.500	10	Bet Cen	0.61000	28000.	93	47175	No
89	GOM_NL__2PRFIN20110309_055324_000000433100_00178_47175_4696.N1	09-MAR-2011 05:53:24	Dark	42.500	77	Eps Cen	2.3030	28000.	85	47175	No
90	GOM_NL__2PRFIN20110309_055450_000000563100_00178_47175_4697.N1	09-MAR-2011 05:54:50	Dark	56.000	26	Gam Cru	1.6240	2900.0	112	47175	No
91	GOM_NL__2PRFIN20110309_055626_000000483100_00178_47175_4698.N1	09-MAR-2011 05:56:26	Straylight	47.500	64	Gam Cen	2.2000	10600.	95	47175	No
92	GOM_NL__2PRFIN20110309_055821_000000513100_00178_47175_4699.N1	09-MAR-2011 05:58:21	Straylight	50.500	123	lot Cen	2.7500	10200.	101	47175	No
93	GOM_NL__2PRFIN20110309_060524_000000583100_00178_47175_4700.N1	09-MAR-2011 06:05:24	Straylight	57.500	171	2Eps Crv	3.0010	4250.0	115	47175	No
94	GOM_NL__2PRFIN20110309_061651_000000413100_00178_47175_4701.N1	09-MAR-2011 06:16:51	Bright	40.500	22	32Alp Leo	1.3600	15200.	81	47175	No
95	GOM_NL__2PRFIN20110309_061913_000000393100_00178_47175_4702.N1	09-MAR-2011 06:19:13	Bright	39.000	51	41Gam1Leo	2.0100	4500.0	78	47175	No
96	GOM_NL__2PRFIN20110309_062726_000000413100_00178_47175_4703.N1	09-MAR-2011 06:27:26	Bright	40.500	174	52Psi UMa	3.0040	4400.0	81	47175	No
97	GOM_NL__2PRFIN20110309_063028_000000393100_00178_47175_4704.N1	09-MAR-2011 06:30:28	Bright	39.000	82	48Bet UMa	2.3650	10600.	78	47175	No
98	GOM_NL__2PRFIN20110309_063154_000000393100_00178_47175_4705.N1	09-MAR-2011 06:31:54	Bright	38.500	36	50Alp UMa	1.8000	6300.0	77	47175	No
99	GOM_NL__2PRFIN20110309_063410_000000453100_00178_47175_4706.N1	09-MAR-2011 06:34:10	Bright	45.000	32	77Eps UMa	1.7630	11000.	90	47175	No
100	GOM_NL__2PRFIN20110309_063904_000000413100_00178_47175_4707.N1	09-MAR-2011 06:39:04	Bright	41.000	60	7Bet UMi	2.0810	3950.0	82	47175	No
101	GOM_NL__2PRFIN20110309_064326_000000483100_00178_47175_4708.N1	09-MAR-2011 06:43:26	Bright	47.500	119	14Eta Dra	2.7270	4700.0	95	47175	No

102	GOM_NL__2PRFIN20110309_064858_000000493100_00178_47175_4709.N1	09-MAR-2011 06:48:58	Bright	48.500	69	33Gam Dra	2.2310	3800.0	97	47175	No
103	GOM_NL__2PRFIN20110309_065149_000000383100_00178_47175_4710.N1	09-MAR-2011 06:51:49	Bright	37.500	144	18Del Cyg	2.8600	11000.	75	47175	No
104	GOM_NL__2PRFIN20110309_065308_000000373100_00178_47175_4711.N1	09-MAR-2011 06:53:08	Bright	36.500	66	37Gam Cyg	2.2080	5900.0	73	47175	No
105	GOM_NL__2PRFIN20110309_070212_000000513100_00178_47175_4712.N1	09-MAR-2011 07:02:12	Bright	50.500	168	17Zet Aql	2.9860	11000.	101	47175	No
106	GOM_NL__2PRFIN20110309_071218_000000473100_00178_47175_4713.N1	09-MAR-2011 07:12:18	Dark	46.500	155	41Pi Sgr	2.9000	6600.0	93	47175	No
107	GOM_NL__2PRFIN20110309_071414_000000443100_00178_47175_4714.N1	09-MAR-2011 07:14:14	Dark	43.500	57	34Sig Sgr	2.0660	26000.	87	47175	No
108	GOM_NL__2PRFIN20110309_071733_000000443100_00178_47175_4715.N1	09-MAR-2011 07:17:33	Dark	44.000	38	20Eps Sgr	1.8360	11000.	88	47175	No
109	GOM_NL__2PRFIN20110309_072037_000000463100_00178_47175_4716.N1	09-MAR-2011 07:20:37	Dark	45.500	85	Kap Sco	2.4070	28000.	91	47175	No
110	GOM_NL__2PRFIN20110309_072744_000000393100_00179_47176_4710.N1	09-MAR-2011 07:27:44	Dark	38.500	134	Bet TrA	2.8100	6600.0	77	47176	No
111	GOM_NL__2PRFIN20110309_073025_000000543100_00179_47176_4711.N1	09-MAR-2011 07:30:25	Dark	54.000	4	Alp1Cen	-0.010000	5800.0	108	47176	No
112	GOM_NL__2PRFIN20110309_073141_000000473100_00179_47176_4712.N1	09-MAR-2011 07:31:41	Dark	47.000	10	Bet Cen	0.61000	28000.	94	47176	No
113	GOM_NL__2PRFIN20110309_073339_000000433100_00179_47176_4713.N1	09-MAR-2011 07:33:39	Dark	43.000	77	Eps Cen	2.3030	28000.	86	47176	No
114	GOM_NL__2PRFIN20110309_073504_000000503100_00179_47176_4714.N1	09-MAR-2011 07:35:04	Dark	50.000	26	Gam Cru	1.6240	2900.0	100	47176	No
115	GOM_NL__2PRFIN20110309_073641_000000453100_00179_47176_4715.N1	09-MAR-2011 07:36:41	Straylight	45.000	64	Gam Cen	2.2000	10600.	90	47176	No
116	GOM_NL__2PRFIN20110309_073836_000000523100_00179_47176_4716.N1	09-MAR-2011 07:38:36	Straylight	52.000	123	Iot Cen	2.7500	10200.	104	47176	No
117	GOM_NL__2PRFIN20110309_074538_000000563100_00179_47176_4717.N1	09-MAR-2011 07:45:38	Straylight	55.500	171	2Eps Crv	3.0010	4250.0	111	47176	No
118	GOM_NL__2PRFIN20110309_075705_000000403100_00179_47176_4718.N1	09-MAR-2011 07:57:05	Bright	39.500	22	32Alp Leo	1.3600	15200.	79	47176	No
119	GOM_NL__2PRFIN20110309_075927_000000423100_00179_47176_4719.N1	09-MAR-2011 07:59:27	Bright	41.500	51	41Gam1Leo	2.0100	4500.0	83	47176	No
120	GOM_NL__2PRFIN20110309_080740_000000433100_00179_47176_4720.N1	09-MAR-2011 08:07:40	Bright	43.000	174	52Psi UMa	3.0040	4400.0	86	47176	No
121	GOM_NL__2PRFIN20110309_081041_000000383100_00179_47176_4721.N1	09-MAR-2011 08:10:41	Bright	38.000	82	48Bet UMa	2.3650	10600.	76	47176	No
122	GOM_NL__2PRFIN20110309_081208_000000573100_00179_47176_4722.N1	09-MAR-2011 08:12:08	Bright	57.000	36	50Alp UMa	1.8000	6300.0	114	47176	No
123	GOM_NL__2PRFIN20110309_081424_000000473100_00179_47176_4723.N1	09-MAR-2011 08:14:24	Bright	47.000	32	77Eps UMa	1.7630	11000.	94	47176	No
124	GOM_NL__2PRFIN20110309_081917_000000383100_00179_47176_4724.N1	09-MAR-2011 08:19:17	Bright	38.000	60	7Bet UMi	2.0810	3950.0	76	47176	No
125	GOM_NL__2PRFIN20110309_082340_000000473100_00179_47176_4725.N1	09-MAR-2011 08:23:40	Bright	46.500	119	14Eta Dra	2.7270	4700.0	93	47176	No
126	GOM_NL__2PRFIN20110309_082912_000000483100_00179_47176_4726.N1	09-MAR-2011 08:29:12	Bright	47.500	69	33Gam Dra	2.2310	3800.0	95	47176	No
127	GOM_NL__2PRFIN20110309_083203_000000383100_00179_47176_4727.N1	09-MAR-2011 08:32:03	Bright	38.000	144	18Del Cyg	2.8600	11000.	76	47176	No
128	GOM_NL__2PRFIN20110309_083322_000000373100_00179_47176_4728.N1	09-MAR-2011 08:33:22	Bright	36.500	66	37Gam Cyg	2.2080	5900.0	73	47176	No
129	GOM_NL__2PRFIN20110309_084227_000000473100_00179_47176_4729.N1	09-MAR-2011 08:42:27	Bright	47.000	168	17Zet Aql	2.9860	11000.	94	47176	No
130	GOM_NL__2PRFIN20110309_085233_000000443100_00179_47176_4730.N1	09-MAR-2011 08:52:33	Dark	43.500	155	41Pi Sgr	2.9000	6600.0	87	47176	No
131	GOM_NL__2PRFIN20110309_085429_000000483100_00179_47176_4731.N1	09-MAR-2011 08:54:29	Dark	48.000	57	34Sig Sgr	2.0660	26000.	96	47176	No
132	GOM_NL__2PRFIN20110309_085747_000000453100_00179_47176_4732.N1	09-MAR-2011 08:57:47	Dark	45.000	38	20Eps Sgr	1.8360	11000.	90	47176	No
133	GOM_NL__2PRFIN20110309_090105_000000523100_00179_47176_4733.N1	09-MAR-2011 09:01:05	Dark	51.500	25	35Lam Sco	1.6200	28000.	103	47176	No
134	GOM_NL__2PRFIN20110309_090304_000000433100_00180_47177_4735.N1	09-MAR-2011 09:03:04	Dark	43.000	147	Alp Ara	2.8770	26000.	86	47177	No
135	GOM_NL__2PRFIN20110309_090758_000000413100_00180_47177_4736.N1	09-MAR-2011 09:07:58	Dark	40.500	134	Bet TrA	2.8100	6600.0	81	47177	No
136	GOM_NL__2PRFIN20110309_091040_000000473100_00180_47177_4737.N1	09-MAR-2011 09:10:40	Dark	47.000	4	Alp1Cen	-0.010000	5800.0	94	47177	No
137	GOM_NL__2PRFIN20110309_091156_000000543100_00180_47177_4738.N1	09-MAR-2011 09:11:56	Dark	53.500	10	Bet Cen	0.61000	28000.	107	47177	No
138	GOM_NL__2PRFIN20110309_091354_000000453100_00180_47177_4739.N1	09-MAR-2011 09:13:54	Dark	44.500	77	Eps Cen	2.3030	28000.	89	47177	No
139	GOM_NL__2PRFIN20110309_091519_000000473100_00180_47177_4740.N1	09-MAR-2011 09:15:19	Dark	47.000	26	Gam Cru	1.6240	2900.0	94	47177	No
140	GOM_NL__2PRFIN20110309_091655_000000473100_00180_47177_4741.N1	09-MAR-2011 09:16:55	Straylight	47.000	64	Gam Cen	2.2000	10600.	94	47177	No
141	GOM_NL__2PRFIN20110309_091850_000000543100_00180_47177_4742.N1	09-MAR-2011 09:18:50	Straylight	53.500	123	Iot Cen	2.7500	10200.	107	47177	No
142	GOM_NL__2PRFIN20110309_092553_000000563100_00180_47177_4743.N1	09-MAR-2011 09:25:53	Straylight	55.500	171	2Eps Crv	3.0010	4250.0	111	47177	No
143	GOM_NL__2PRFIN20110309_093718_000000513100_00180_47177_4744.N1	09-MAR-2011 09:37:18	Bright	51.000	22	32Alp Leo	1.3600	15200.	102	47177	No
144	GOM_NL__2PRFIN20110309_093941_000000413100_00180_47177_4745.N1	09-MAR-2011 09:39:41	Bright	41.000	51	41Gam1Leo	2.0100	4500.0	82	47177	No
145	GOM_NL__2PRFIN20110309_094753_000000413100_00180_47177_4746.N1	09-MAR-2011 09:47:53	Bright	40.500	174	52Psi UMa	3.0040	4400.0	81	47177	No
146	GOM_NL__2PRFIN20110309_095055_000000393100_00180_47177_4747.N1	09-MAR-2011 09:50:55	Bright	38.500	82	48Bet UMa	2.3650	10600.	77	47177	No
147	GOM_NL__2PRFIN20110309_095221_000000383100_00180_47177_4748.N1	09-MAR-2011 09:52:21	Bright	38.000	36	50Alp UMa	1.8000	6300.0	76	47177	No
148	GOM_NL__2PRFIN20110309_095436_000000483100_00180_47177_4749.N1	09-MAR-2011 09:54:36	Bright	48.000	32	77Eps UMa	1.7630	11000.	96	47177	No
149	GOM_NL__2PRFIN20110309_095931_000000433100_00180_47177_4750.N1	09-MAR-2011 09:59:31	Bright	42.500	60	7Bet UMi	2.0810	3950.0	85	47177	No
150	GOM_NL__2PRFIN20110309_100353_000000473100_00180_47177_4751.N1	09-MAR-2011 10:03:53	Bright	47.000	119	14Eta Dra	2.7270	4700.0	94	47177	No
151	GOM_NL__2PRFIN20110309_100925_000000493100_00180_47177_4752.N1	09-MAR-2011 10:09:25	Bright	49.000	69	33Gam Dra	2.2310	3800.0	98	47177	No
152	GOM_NL__2PRFIN20110309_101217_000000373100_00180_47177_4753.N1	09-MAR-2011 10:12:17	Bright	37.000	144	18Del Cyg	2.8600	11000.	74	47177	No
153	GOM_NL__2PRFIN20110309_101336_000000353100_00180_47177_4754.N1	09-MAR-2011 10:13:36	Bright	35.000	66	37Gam Cyg	2.2080	5900.0	70	47177	No
154	GOM_NL__2PRFIN20110309_102241_000000493100_00180_47177_4755.N1	09-MAR-2011 10:22:41	Bright	49.000	168	17Zet Aql	2.9860	11000.	98	47177	No
155	GOM_NL__2PRFIN20110309_103248_000000473100_00180_47177_4756.N1	09-MAR-2011 10:32:48	Dark	47.000	155	41Pi Sgr	2.9000	6600.0	94	47177	No
156	GOM_NL__2PRFIN20110309_103444_000000463100_00180_47177_4757.N1	09-MAR-2011 10:34:44	Dark	45.500	57	34Sig Sgr	2.0660	26000.	91	47177	No
157	GOM_NL__2PRFIN20110309_103802_000000473100_00180_47177_4758.N1	09-MAR-2011 10:38:02	Dark	46.500	38	20Eps Sgr	1.8360	11000.	93	47177	No
158	GOM_NL__2PRFIN20110309_104120_000000523100_00180_47177_4759.N1	09-MAR-2011 10:41:20	Dark	52.000	25	35Lam Sco	1.6200	28000.	104	47177	No
159	GOM_NL__2PRFIN20110309_104319_000000433100_00181_47178_4765.N1	09-MAR-2011 10:43:19	Dark	43.000	147	Alp Ara	2.8770	26000.	86	47178	No
160	GOM_NL__2PRFIN20110309_104813_000000413100_00181_47178_4766.N1	09-MAR-2011 10:48:13	Dark	41.000	134	Bet TrA	2.8100	6600.0	82	47178	No

161	GOM_NL__2PRFIN20110309_105054_000000493100_00181_47178_4767.N1	09-MAR-2011 10:50:54	Dark	49.000	4	Alp1Cen	-0.010000	5800.0	98	47178	No
162	GOM_NL__2PRFIN20110309_105210_000000423100_00181_47178_4768.N1	09-MAR-2011 10:52:10	Dark	42.000	10	Bet Cen	0.61000	28000.	84	47178	No
163	GOM_NL__2PRFIN20110309_105408_000000453100_00181_47178_4769.N1	09-MAR-2011 10:54:08	Dark	45.000	77	Eps Cen	2.3030	28000.	90	47178	No
164	GOM_NL__2PRFIN20110309_105533_000000493100_00181_47178_4770.N1	09-MAR-2011 10:55:33	Dark	49.000	26	Gam Cru	1.6240	2900.0	98	47178	No
165	GOM_NL__2PRFIN20110309_105709_000000433100_00181_47178_4771.N1	09-MAR-2011 10:57:09	Straylight	42.500	64	Gam Cen	2.2000	10600.	85	47178	No
166	GOM_NL__2PRFIN20110309_105905_000000553100_00181_47178_4772.N1	09-MAR-2011 10:59:05	Straylight	55.000	123	lot Cen	2.7500	10200.	110	47178	No
167	GOM_NL__2PRFIN20110309_110607_000000533100_00181_47178_4773.N1	09-MAR-2011 11:06:07	Straylight	53.000	171	2Eps Crv	3.0010	4250.0	106	47178	No
168	GOM_NL__2PRFIN20110309_111732_000000393100_00181_47178_4774.N1	09-MAR-2011 11:17:32	Bright	39.000	22	32Alp Leo	1.3600	15200.	78	47178	No
169	GOM_NL__2PRFIN20110309_111955_000000413100_00181_47178_4775.N1	09-MAR-2011 11:19:55	Bright	40.500	51	41Gam1Leo	2.0100	4500.0	81	47178	No
170	GOM_NL__2PRFIN20110309_112806_000000423100_00181_47178_4776.N1	09-MAR-2011 11:28:06	Bright	41.500	174	52Psi UMa	3.0040	4400.0	83	47178	No
171	GOM_NL__2PRFIN20110309_113108_000000403100_00181_47178_4777.N1	09-MAR-2011 11:31:08	Bright	40.000	82	48Bet UMa	2.3650	10600.	80	47178	No
172	GOM_NL__2PRFIN20110309_113235_000000403100_00181_47178_4778.N1	09-MAR-2011 11:32:35	Bright	39.500	36	50Alp UMa	1.8000	6300.0	79	47178	No
173	GOM_NL__2PRFIN20110309_113450_000000483100_00181_47178_4779.N1	09-MAR-2011 11:34:50	Bright	48.000	32	77Eps UMa	1.7630	11000.	96	47178	No
174	GOM_NL__2PRFIN20110309_113944_000000373100_00181_47178_4780.N1	09-MAR-2011 11:39:44	Bright	37.000	60	7Bet UMi	2.0810	3950.0	74	47178	No
175	GOM_NL__2PRFIN20110309_114406_000000463100_00181_47178_4781.N1	09-MAR-2011 11:44:06	Bright	45.500	119	14Eta Dra	2.7270	4700.0	91	47178	No
176	GOM_NL__2PRFIN20110309_114939_000000493100_00181_47178_4782.N1	09-MAR-2011 11:49:39	Bright	49.000	69	33Gam Dra	2.2310	3800.0	98	47178	No
177	GOM_NL__2PRFIN20110309_115231_000000373100_00181_47178_4783.N1	09-MAR-2011 11:52:31	Bright	37.000	144	18Del Cyg	2.8600	11000.	74	47178	No
178	GOM_NL__2PRFIN20110309_115350_000000353100_00181_47178_4784.N1	09-MAR-2011 11:53:50	Bright	34.500	66	37Gam Cyg	2.2080	5900.0	69	47178	No
179	GOM_NL__2PRFIN20110309_120256_000000473100_00181_47178_4785.N1	09-MAR-2011 12:02:56	Tw_i_and_stray	46.500	168	17Zet Aql	2.9860	11000.	93	47178	No
180	GOM_NL__2PRFIN20110309_121302_000000453100_00181_47178_4786.N1	09-MAR-2011 12:13:02	Dark	45.000	155	41Pi Sgr	2.9000	6600.0	90	47178	No
181	GOM_NL__2PRFIN20110309_121458_000000483100_00181_47178_4787.N1	09-MAR-2011 12:14:58	Dark	48.000	57	34Sig Sgr	2.0660	26000.	96	47178	No
182	GOM_NL__2PRFIN20110309_121817_000000463100_00181_47178_4788.N1	09-MAR-2011 12:18:17	Dark	45.500	38	20Eps Sgr	1.8360	11000.	91	47178	No
183	GOM_NL__2PRFIN20110309_122135_000000503100_00181_47178_4789.N1	09-MAR-2011 12:21:35	Dark	49.500	25	35Lam Sco	1.6200	28000.	99	47178	No
184	GOM_NL__2PRFIN20110309_122334_000000433100_00182_47179_4810.N1	09-MAR-2011 12:23:34	Dark	43.000	147	Alp Ara	2.8770	26000.	86	47179	No
185	GOM_NL__2PRFIN20110309_122827_000000393100_00182_47179_4811.N1	09-MAR-2011 12:28:27	Dark	38.500	134	Bet TrA	2.8100	6600.0	77	47179	No
186	GOM_NL__2PRFIN20110309_123108_000000443100_00182_47179_4812.N1	09-MAR-2011 12:31:08	Dark	43.500	4	Alp1Cen	-0.010000	5800.0	87	47179	No
187	GOM_NL__2PRFIN20110309_123225_000000423100_00182_47179_4813.N1	09-MAR-2011 12:32:25	Dark	42.000	10	Bet Cen	0.61000	28000.	84	47179	No
188	GOM_NL__2PRFIN20110309_123423_000000433100_00182_47179_4814.N1	09-MAR-2011 12:34:23	Dark	43.000	77	Eps Cen	2.3030	28000.	86	47179	No
189	GOM_NL__2PRFIN20110309_123547_000000503100_00182_47179_4815.N1	09-MAR-2011 12:35:47	Dark	50.000	26	Gam Cru	1.6240	2900.0	100	47179	No
190	GOM_NL__2PRFIN20110309_123724_000000443100_00182_47179_4816.N1	09-MAR-2011 12:37:24	Straylight	44.000	64	Gam Cen	2.2000	10600.	88	47179	No
191	GOM_NL__2PRFIN20110309_123920_000000523100_00182_47179_4817.N1	09-MAR-2011 12:39:20	Straylight	52.000	123	lot Cen	2.7500	10200.	104	47179	No
192	GOM_NL__2PRFIN20110309_124621_000000513100_00182_47179_4818.N1	09-MAR-2011 12:46:21	Straylight	51.000	171	2Eps Crv	3.0010	4250.0	102	47179	No
193	GOM_NL__2PRFIN20110309_125746_000000403100_00182_47179_4819.N1	09-MAR-2011 12:57:46	Bright	40.000	22	32Alp Leo	1.3600	15200.	80	47179	No
194	GOM_NL__2PRFIN20110309_130008_000000403100_00182_47179_4820.N1	09-MAR-2011 13:00:08	Bright	39.500	51	41Gam1Leo	2.0100	4500.0	79	47179	No
195	GOM_NL__2PRFIN20110309_130820_000000503100_00182_47179_4821.N1	09-MAR-2011 13:08:20	Bright	50.000	174	52Psi UMa	3.0040	4400.0	100	47179	No
196	GOM_NL__2PRFIN20110309_131122_000000403100_00182_47179_4822.N1	09-MAR-2011 13:11:22	Bright	40.000	82	48Bet UMa	2.3650	10600.	80	47179	No
197	GOM_NL__2PRFIN20110309_131248_000000403100_00182_47179_4823.N1	09-MAR-2011 13:12:48	Bright	39.500	36	50Alp UMa	1.8000	6300.0	79	47179	No
198	GOM_NL__2PRFIN20110309_131503_000000473100_00182_47179_4824.N1	09-MAR-2011 13:15:03	Bright	47.000	32	77Eps UMa	1.7630	11000.	94	47179	No
199	GOM_NL__2PRFIN20110309_131958_000000383100_00182_47179_4825.N1	09-MAR-2011 13:19:58	Bright	38.000	60	7Bet UMi	2.0810	3950.0	76	47179	No
200	GOM_NL__2PRFIN20110309_132420_000000473100_00182_47179_4826.N1	09-MAR-2011 13:24:20	Bright	47.000	119	14Eta Dra	2.7270	4700.0	94	47179	No
201	GOM_NL__2PRFIN20110309_132953_000000493100_00182_47179_4827.N1	09-MAR-2011 13:29:53	Bright	48.500	69	33Gam Dra	2.2310	3800.0	97	47179	No
202	GOM_NL__2PRFIN20110309_133245_000000513100_00182_47179_4828.N1	09-MAR-2011 13:32:45	Bright	50.500	144	18Del Cyg	2.8600	11000.	101	47179	No
203	GOM_NL__2PRFIN20110309_133404_000000363100_00182_47179_4829.N1	09-MAR-2011 13:34:04	Bright	36.000	66	37Gam Cyg	2.2080	5900.0	72	47179	No
204	GOM_NL__2PRFIN20110309_134310_000000483100_00182_47179_4830.N1	09-MAR-2011 13:43:10	Tw_i_and_stray	47.500	168	17Zet Aql	2.9860	11000.	95	47179	No
205	GOM_NL__2PRFIN20110309_135317_000000473100_00182_47179_4831.N1	09-MAR-2011 13:53:17	Dark	47.000	155	41Pi Sgr	2.9000	6600.0	94	47179	No
206	GOM_NL__2PRFIN20110309_135513_000000443100_00182_47179_4832.N1	09-MAR-2011 13:55:13	Dark	44.000	57	34Sig Sgr	2.0660	26000.	88	47179	No
207	GOM_NL__2PRFIN20110309_135832_000000543100_00182_47179_4833.N1	09-MAR-2011 13:58:32	Dark	54.000	38	20Eps Sgr	1.8360	11000.	108	47179	No
208	GOM_NL__2PRFIN20110309_140150_000000513100_00182_47179_4834.N1	09-MAR-2011 14:01:50	Dark	51.000	25	35Lam Sco	1.6200	28000.	102	47179	No
209	GOM_NL__2PRFIN20110309_140348_000000433100_00183_47180_4890.N1	09-MAR-2011 14:03:48	Dark	42.500	147	Alp Ara	2.8770	26000.	85	47180	No
210	GOM_NL__2PRFIN20110309_140842_000000413100_00183_47180_4891.N1	09-MAR-2011 14:08:42	Dark	40.500	134	Bet TrA	2.8100	6600.0	81	47180	No
211	GOM_NL__2PRFIN20110309_141123_000000433100_00183_47180_4892.N1	09-MAR-2011 14:11:23	Dark	43.000	4	Alp1Cen	-0.010000	5800.0	86	47180	No
212	GOM_NL__2PRFIN20110309_141239_000000443100_00183_47180_4893.N1	09-MAR-2011 14:12:39	Dark	43.500	10	Bet Cen	0.61000	28000.	87	47180	No
213	GOM_NL__2PRFIN20110309_141437_000000433100_00183_47180_4894.N1	09-MAR-2011 14:14:37	Dark	43.000	77	Eps Cen	2.3030	28000.	86	47180	No
214	GOM_NL__2PRFIN20110309_141602_000000523100_00183_47180_4895.N1	09-MAR-2011 14:16:02	Dark	51.500	26	Gam Cru	1.6240	2900.0	103	47180	No
215	GOM_NL__2PRFIN20110309_141738_000000453100_00183_47180_4896.N1	09-MAR-2011 14:17:38	Straylight	44.500	64	Gam Cen	2.2000	10600.	89	47180	No
216	GOM_NL__2PRFIN20110309_141935_000000533100_00183_47180_4897.N1	09-MAR-2011 14:19:35	Straylight	53.000	123	lot Cen	2.7500	10200.	106	47180	No
217	GOM_NL__2PRFIN20110309_142635_000000563100_00183_47180_4898.N1	09-MAR-2011 14:26:35	Straylight	55.500	171	2Eps Crv	3.0010	4250.0	111	47180	No
218	GOM_NL__2PRFIN20110309_143800_000000413100_00183_47180_4899.N1	09-MAR-2011 14:38:00	Bright	41.000	22	32Alp Leo	1.3600	15200.	82	47180	No
219	GOM_NL__2PRFIN20110309_144022_000000413100_00183_47180_4900.N1	09-MAR-2011 14:40:22	Bright	40.500	51	41Gam1Leo	2.0100	4500.0	81	47180	No

220	GOM_NL__2PRFIN20110309_144833_000000393100_00183_47180_4901.N1	09-MAR-2011 14:48:33	Bright	39.000	174	52Psi UMa	3.0040	4400.0	78	47180	No
221	GOM_NL__2PRFIN20110309_145136_000000403100_00183_47180_4902.N1	09-MAR-2011 14:51:36	Bright	40.000	82	48Bet UMa	2.3650	10600.	80	47180	No
222	GOM_NL__2PRFIN20110309_145302_000000413100_00183_47180_4903.N1	09-MAR-2011 14:53:02	Bright	41.000	36	50Alp UMa	1.8000	6300.0	82	47180	No
223	GOM_NL__2PRFIN20110309_145516_000000493100_00183_47180_4904.N1	09-MAR-2011 14:55:16	Bright	48.500	32	77Eps UMa	1.7630	11000.	97	47180	No
224	GOM_NL__2PRFIN20110309_150012_000000403100_00183_47180_4905.N1	09-MAR-2011 15:00:12	Bright	40.000	60	7Bet UMi	2.0810	3950.0	80	47180	No
225	GOM_NL__2PRFIN20110309_150434_000000483100_00183_47180_4906.N1	09-MAR-2011 15:04:34	Bright	47.500	119	14Eta Dra	2.7270	4700.0	95	47180	No
226	GOM_NL__2PRFIN20110309_151006_000000493100_00183_47180_4907.N1	09-MAR-2011 15:10:06	Bright	49.000	69	33Gam Dra	2.2310	3800.0	98	47180	No
227	GOM_NL__2PRFIN20110309_151259_000000463100_00183_47180_4908.N1	09-MAR-2011 15:12:59	Bright	45.500	144	18Del Cyg	2.8600	11000.	91	47180	No
228	GOM_NL__2PRFIN20110309_151418_000000383100_00183_47180_4909.N1	09-MAR-2011 15:14:18	Bright	38.000	66	37Gam Cyg	2.2080	5900.0	76	47180	No
229	GOM_NL__2PRFIN20110309_152324_000000483100_00183_47180_4910.N1	09-MAR-2011 15:23:24	Tw_i_and_stray	47.500	168	17Zet Aql	2.9860	11000.	95	47180	No
230	GOM_NL__2PRFIN20110309_153332_000000433100_00183_47180_4911.N1	09-MAR-2011 15:33:32	Dark	42.500	155	41Pi Sgr	2.9000	6600.0	85	47180	No
231	GOM_NL__2PRFIN20110309_153528_000000433100_00183_47180_4912.N1	09-MAR-2011 15:35:28	Dark	42.500	57	34Sig Sgr	2.0660	26000.	85	47180	No
232	GOM_NL__2PRFIN20110309_153846_000000453100_00183_47180_4913.N1	09-MAR-2011 15:38:46	Dark	45.000	38	20Eps Sgr	1.8360	11000.	90	47180	No
233	GOM_NL__2PRFIN20110309_154205_000000493100_00183_47180_4914.N1	09-MAR-2011 15:42:05	Dark	49.000	25	35Lam Sco	1.6200	28000.	98	47180	No
234	GOM_NL__2PRFIN20110309_154403_000000423100_00184_47181_4958.N1	09-MAR-2011 15:44:03	Dark	42.000	147	Alp Ara	2.8770	26000.	84	47181	No
235	GOM_NL__2PRFIN20110309_154856_000000413100_00184_47181_4959.N1	09-MAR-2011 15:48:56	Dark	40.500	134	Bet TrA	2.8100	6600.0	81	47181	No
236	GOM_NL__2PRFIN20110309_155138_000000453100_00184_47181_4960.N1	09-MAR-2011 15:51:38	Dark	44.500	4	Alp1Cen	-0.010000	5800.0	89	47181	No
237	GOM_NL__2PRFIN20110309_155254_000000443100_00184_47181_4961.N1	09-MAR-2011 15:52:54	Dark	43.500	10	Bet Cen	0.61000	28000.	87	47181	No
238	GOM_NL__2PRFIN20110309_155452_000000453100_00184_47181_4962.N1	09-MAR-2011 15:54:52	Dark	45.000	77	Eps Cen	2.3030	28000.	90	47181	No
239	GOM_NL__2PRFIN20110309_155616_000000553100_00184_47181_4963.N1	09-MAR-2011 15:56:16	Dark	55.000	26	Gam Cru	1.6240	2900.0	110	47181	No
240	GOM_NL__2PRFIN20110309_155753_000000413100_00184_47181_4964.N1	09-MAR-2011 15:57:53	Straylight	41.000	64	Gam Cen	2.2000	10600.	82	47181	No
241	GOM_NL__2PRFIN20110309_155949_000000533100_00184_47181_4965.N1	09-MAR-2011 15:59:49	Straylight	53.000	123	lot Cen	2.7500	10200.	106	47181	No
242	GOM_NL__2PRFIN20110309_160650_000000533100_00184_47181_4966.N1	09-MAR-2011 16:06:50	Straylight	53.000	171	2Eps Crv	3.0010	4250.0	106	47181	No
243	GOM_NL__2PRFIN20110309_161814_000000543100_00184_47181_4967.N1	09-MAR-2011 16:18:14	Bright	54.000	22	32Alp Leo	1.3600	15200.	108	47181	No
244	GOM_NL__2PRFIN20110309_162036_000000403100_00184_47181_4968.N1	09-MAR-2011 16:20:36	Bright	40.000	51	41Gam1Leo	2.0100	4500.0	80	47181	No
245	GOM_NL__2PRFIN20110309_162847_000000433100_00184_47181_4969.N1	09-MAR-2011 16:28:47	Bright	42.500	174	52Psi UMa	3.0040	4400.0	85	47181	No
246	GOM_NL__2PRFIN20110309_163149_000000403100_00184_47181_4970.N1	09-MAR-2011 16:31:49	Bright	39.500	82	48Bet UMa	2.3650	10600.	79	47181	No
247	GOM_NL__2PRFIN20110309_163316_000000413100_00184_47181_4971.N1	09-MAR-2011 16:33:16	Bright	40.500	36	50Alp UMa	1.8000	6300.0	81	47181	No
248	GOM_NL__2PRFIN20110309_163529_000000463100_00184_47181_4972.N1	09-MAR-2011 16:35:29	Bright	46.000	32	77Eps UMa	1.7630	11000.	92	47181	No
249	GOM_NL__2PRFIN20110309_164025_000000433100_00184_47181_4973.N1	09-MAR-2011 16:40:25	Bright	42.500	60	7Bet UMi	2.0810	3950.0	85	47181	No
250	GOM_NL__2PRFIN20110309_164447_000000483100_00184_47181_4974.N1	09-MAR-2011 16:44:47	Bright	47.500	119	14Eta Dra	2.7270	4700.0	95	47181	No
251	GOM_NL__2PRFIN20110309_165020_000000493100_00184_47181_4975.N1	09-MAR-2011 16:50:20	Bright	48.500	69	33Gam Dra	2.2310	3800.0	97	47181	No
252	GOM_NL__2PRFIN20110309_165313_000000373100_00184_47181_4976.N1	09-MAR-2011 16:53:13	Bright	36.500	144	18Del Cyg	2.8600	11000.	73	47181	No
253	GOM_NL__2PRFIN20110309_165432_000000353100_00184_47181_4977.N1	09-MAR-2011 16:54:32	Bright	34.500	66	37Gam Cyg	2.2080	5900.0	69	47181	No
254	GOM_NL__2PRFIN20110309_170339_000000503100_00184_47181_4978.N1	09-MAR-2011 17:03:39	Tw_i_and_stray	49.500	168	17Zet Aql	2.9860	11000.	99	47181	No
255	GOM_NL__2PRFIN20110309_171346_000000483100_00184_47181_4979.N1	09-MAR-2011 17:13:46	Dark	48.000	155	41Pi Sgr	2.9000	6600.0	96	47181	No
256	GOM_NL__2PRFIN20110309_171542_000000493100_00184_47181_4980.N1	09-MAR-2011 17:15:42	Dark	49.000	57	34Sig Sgr	2.0660	26000.	98	47181	No
257	GOM_NL__2PRFIN20110309_171901_000000493100_00184_47181_4981.N1	09-MAR-2011 17:19:01	Dark	48.500	38	20Eps Sgr	1.8360	11000.	97	47181	No
258	GOM_NL__2PRFIN20110309_172220_000000553100_00184_47181_4982.N1	09-MAR-2011 17:22:20	Dark	54.500	25	35Lam Sco	1.6200	28000.	109	47181	No
259	GOM_NL__2PRFIN20110309_172418_000000453100_00185_47182_5011.N1	09-MAR-2011 17:24:18	Dark	45.000	147	Alp Ara	2.8770	26000.	90	47182	No
260	GOM_NL__2PRFIN20110309_172911_000000413100_00185_47182_5012.N1	09-MAR-2011 17:29:11	Dark	40.500	134	Bet TrA	2.8100	6600.0	81	47182	No
261	GOM_NL__2PRFIN20110309_173152_000000583100_00185_47182_5013.N1	09-MAR-2011 17:31:52	Dark	57.500	4	Alp1Cen	-0.010000	5800.0	115	47182	No
262	GOM_NL__2PRFIN20110309_173308_000000533100_00185_47182_5014.N1	09-MAR-2011 17:33:08	Dark	52.500	10	Bet Cen	0.61000	28000.	105	47182	No
263	GOM_NL__2PRFIN20110309_173507_000000473100_00185_47182_5015.N1	09-MAR-2011 17:35:07	Dark	47.000	77	Eps Cen	2.3030	28000.	94	47182	No
264	GOM_NL__2PRFIN20110309_173631_000000563100_00185_47182_5016.N1	09-MAR-2011 17:36:31	Dark	56.000	26	Gam Cru	1.6240	2900.0	112	47182	No
265	GOM_NL__2PRFIN20110309_173808_000000493100_00185_47182_5017.N1	09-MAR-2011 17:38:08	Straylight	49.000	64	Gam Cen	2.2000	10600.	98	47182	No
266	GOM_NL__2PRFIN20110309_174004_000000533100_00185_47182_5018.N1	09-MAR-2011 17:40:04	Straylight	53.000	123	lot Cen	2.7500	10200.	106	47182	No
267	GOM_NL__2PRFIN20110309_174704_000000533100_00185_47182_5019.N1	09-MAR-2011 17:47:04	Straylight	53.000	171	2Eps Crv	3.0010	4250.0	106	47182	No
268	GOM_NL__2PRFIN20110309_175828_000000393100_00185_47182_5020.N1	09-MAR-2011 17:58:28	Bright	39.000	22	32Alp Leo	1.3600	15200.	78	47182	No
269	GOM_NL__2PRFIN20110309_180050_000000403100_00185_47182_5021.N1	09-MAR-2011 18:00:50	Bright	40.000	51	41Gam1Leo	2.0100	4500.0	80	47182	No
270	GOM_NL__2PRFIN20110309_180901_000000543100_00185_47182_5022.N1	09-MAR-2011 18:09:01	Bright	53.500	174	52Psi UMa	3.0040	4400.0	107	47182	No
271	GOM_NL__2PRFIN20110309_181203_000000393100_00185_47182_5023.N1	09-MAR-2011 18:12:03	Bright	38.500	82	48Bet UMa	2.3650	10600.	77	47182	No
272	GOM_NL__2PRFIN20110309_181329_000000383100_00185_47182_5024.N1	09-MAR-2011 18:13:29	Bright	37.500	36	50Alp UMa	1.8000	6300.0	75	47182	No
273	GOM_NL__2PRFIN20110309_181543_000000493100_00185_47182_5025.N1	09-MAR-2011 18:15:43	Bright	49.000	32	77Eps UMa	1.7630	11000.	98	47182	No
274	GOM_NL__2PRFIN20110309_182039_000000433100_00185_47182_5026.N1	09-MAR-2011 18:20:39	Bright	42.500	60	7Bet UMi	2.0810	3950.0	85	47182	No
275	GOM_NL__2PRFIN20110309_182500_000000493100_00185_47182_5027.N1	09-MAR-2011 18:25:00	Bright	49.000	119	14Eta Dra	2.7270	4700.0	98	47182	No
276	GOM_NL__2PRFIN20110309_183034_000000453100_00185_47182_5028.N1	09-MAR-2011 18:30:34	Bright	45.000	69	33Gam Dra	2.2310	3800.0	90	47182	No
277	GOM_NL__2PRFIN20110309_183327_000000383100_00185_47182_5029.N1	09-MAR-2011 18:33:27	Bright	38.000	144	18Del Cyg	2.8600	11000.	76	47182	No
278	GOM_NL__2PRFIN20110309_183446_000000393100_00185_47182_5030.N1	09-MAR-2011 18:34:46	Bright	38.500	66	37Gam Cyg	2.2080	5900.0	77	47182	No

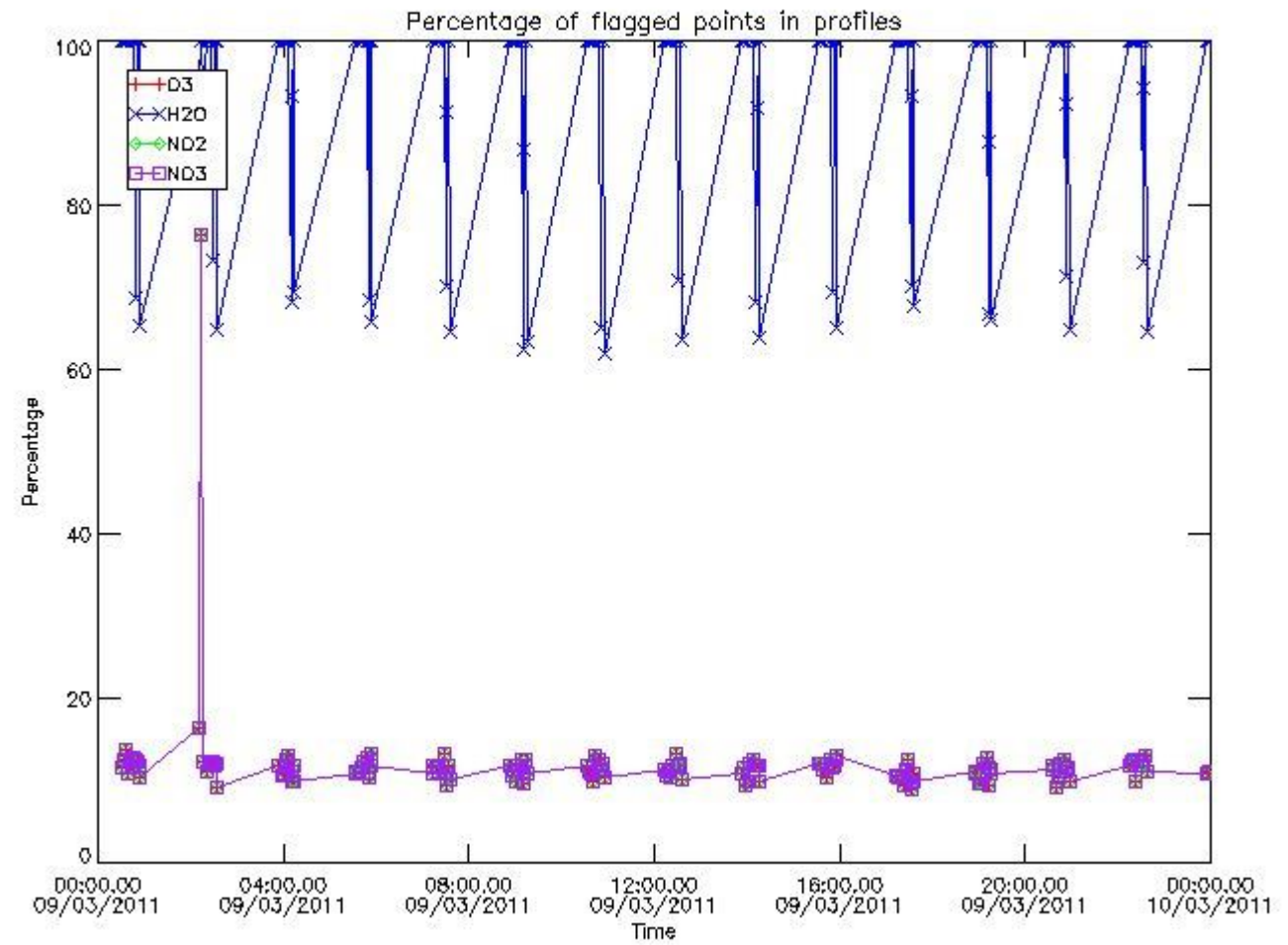
279	GOM_NL__2PRFIN20110309_184353_000000483100_00185_47182_5031.N1	09-MAR-2011 18:43:53	Twilight	48.000	168	17Zet Aql	2.9860	11000.	96	47182	No
280	GOM_NL__2PRFIN20110309_185401_000000463100_00185_47182_5032.N1	09-MAR-2011 18:54:01	Dark	45.500	155	41Pi Sgr	2.9000	6600.0	91	47182	No
281	GOM_NL__2PRFIN20110309_185557_000000483100_00185_47182_5033.N1	09-MAR-2011 18:55:57	Dark	47.500	57	34Sig Sgr	2.0660	26000.	95	47182	No
282	GOM_NL__2PRFIN20110309_185916_000000543100_00185_47182_5034.N1	09-MAR-2011 18:59:16	Dark	53.500	38	20Eps Sgr	1.8360	11000.	107	47182	No
283	GOM_NL__2PRFIN20110309_190235_000000543100_00185_47182_5035.N1	09-MAR-2011 19:02:35	Dark	53.500	25	35Lam Sco	1.6200	28000.	107	47182	No
284	GOM_NL__2PRFIN20110309_190433_000000423100_00186_47183_5035.N1	09-MAR-2011 19:04:33	Dark	42.000	147	Alp Ara	2.8770	26000.	84	47183	No
285	GOM_NL__2PRFIN20110309_190925_000000403100_00186_47183_5036.N1	09-MAR-2011 19:09:25	Dark	40.000	134	Bet TrA	2.8100	6600.0	80	47183	No
286	GOM_NL__2PRFIN20110309_191207_000000553100_00186_47183_5037.N1	09-MAR-2011 19:12:07	Dark	54.500	4	Alp1Cen	-0.010000	5800.0	109	47183	No
287	GOM_NL__2PRFIN20110309_191323_000000533100_00186_47183_5038.N1	09-MAR-2011 19:13:23	Dark	53.000	10	Bet Cen	0.61000	28000.	106	47183	No
288	GOM_NL__2PRFIN20110309_191521_000000453100_00186_47183_5039.N1	09-MAR-2011 19:15:21	Dark	45.000	77	Eps Cen	2.3030	28000.	90	47183	No
289	GOM_NL__2PRFIN20110309_191645_000000483100_00186_47183_5040.N1	09-MAR-2011 19:16:45	Dark	47.500	26	Gam Cru	1.6240	2900.0	95	47183	No
290	GOM_NL__2PRFIN20110309_191822_000000433100_00186_47183_5041.N1	09-MAR-2011 19:18:22	Straylight	42.500	64	Gam Cen	2.2000	10600.	85	47183	No
291	GOM_NL__2PRFIN20110309_192019_000000513100_00186_47183_5042.N1	09-MAR-2011 19:20:19	Straylight	51.000	123	lot Cen	2.7500	10200.	102	47183	No
292	GOM_NL__2PRFIN20110309_192718_000000553100_00186_47183_5043.N1	09-MAR-2011 19:27:18	Straylight	55.000	171	2Eps Crv	3.0010	4250.0	110	47183	No
293	GOM_NL__2PRFIN20110309_193842_000000403100_00186_47183_5044.N1	09-MAR-2011 19:38:42	Bright	40.000	22	32Alp Leo	1.3600	15200.	80	47183	No
294	GOM_NL__2PRFIN20110309_194104_000000413100_00186_47183_5045.N1	09-MAR-2011 19:41:04	Bright	40.500	51	41Gam1Leo	2.0100	4500.0	81	47183	No
295	GOM_NL__2PRFIN20110309_194914_000000423100_00186_47183_5046.N1	09-MAR-2011 19:49:14	Bright	42.000	174	52Psi UMa	3.0040	4400.0	84	47183	No
296	GOM_NL__2PRFIN20110309_195217_000000403100_00186_47183_5047.N1	09-MAR-2011 19:52:17	Bright	39.500	82	48Bet UMa	2.3650	10600.	79	47183	No
297	GOM_NL__2PRFIN20110309_195343_000000423100_00186_47183_5048.N1	09-MAR-2011 19:53:43	Bright	41.500	36	50Alp UMa	1.8000	6300.0	83	47183	No
298	GOM_NL__2PRFIN20110309_195556_000000503100_00186_47183_5049.N1	09-MAR-2011 19:55:56	Bright	49.500	32	77Eps UMa	1.7630	11000.	99	47183	No
299	GOM_NL__2PRFIN20110309_200053_000000433100_00186_47183_5050.N1	09-MAR-2011 20:00:53	Bright	43.000	60	7Bet UMi	2.0810	3950.0	86	47183	No
300	GOM_NL__2PRFIN20110309_200514_000000483100_00186_47183_5051.N1	09-MAR-2011 20:05:14	Bright	48.000	119	14Eta Dra	2.7270	4700.0	96	47183	No
301	GOM_NL__2PRFIN20110309_201048_000000493100_00186_47183_5052.N1	09-MAR-2011 20:10:48	Bright	49.000	69	33Gam Dra	2.2310	3800.0	98	47183	No
302	GOM_NL__2PRFIN20110309_201341_000000393100_00186_47183_5053.N1	09-MAR-2011 20:13:41	Bright	38.500	144	18Del Cyg	2.8600	11000.	77	47183	No
303	GOM_NL__2PRFIN20110309_201501_000000543100_00186_47183_5054.N1	09-MAR-2011 20:15:01	Bright	54.000	66	37Gam Cyg	2.2080	5900.0	108	47183	No
304	GOM_NL__2PRFIN20110309_202408_000000493100_00186_47183_5055.N1	09-MAR-2011 20:24:08	Twilight	49.000	168	17Zet Aql	2.9860	11000.	98	47183	No
305	GOM_NL__2PRFIN20110309_203415_000000453100_00186_47183_5056.N1	09-MAR-2011 20:34:15	Dark	45.000	155	41Pi Sgr	2.9000	6600.0	90	47183	No
306	GOM_NL__2PRFIN20110309_203612_000000473100_00186_47183_5057.N1	09-MAR-2011 20:36:12	Dark	47.000	57	34Sig Sgr	2.0660	26000.	94	47183	No
307	GOM_NL__2PRFIN20110309_203931_000000563100_00186_47183_5058.N1	09-MAR-2011 20:39:31	Dark	55.500	38	20Eps Sgr	1.8360	11000.	111	47183	No
308	GOM_NL__2PRFIN20110309_204250_000000493100_00186_47183_5059.N1	09-MAR-2011 20:42:50	Dark	49.000	25	35Lam Sco	1.6200	28000.	98	47183	No
309	GOM_NL__2PRFIN20110309_204447_000000433100_00187_47184_5073.N1	09-MAR-2011 20:44:47	Dark	42.500	147	Alp Ara	2.8770	26000.	85	47184	No
310	GOM_NL__2PRFIN20110309_204940_000000413100_00187_47184_5074.N1	09-MAR-2011 20:49:40	Dark	40.500	134	Bet TrA	2.8100	6600.0	81	47184	No
311	GOM_NL__2PRFIN20110309_205222_000000443100_00187_47184_5075.N1	09-MAR-2011 20:52:22	Dark	44.000	4	Alp1Cen	-0.010000	5800.0	88	47184	No
312	GOM_NL__2PRFIN20110309_205337_000000463100_00187_47184_5076.N1	09-MAR-2011 20:53:37	Dark	46.000	10	Bet Cen	0.61000	28000.	92	47184	No
313	GOM_NL__2PRFIN20110309_205536_000000443100_00187_47184_5077.N1	09-MAR-2011 20:55:36	Dark	44.000	77	Eps Cen	2.3030	28000.	88	47184	No
314	GOM_NL__2PRFIN20110309_205700_000000523100_00187_47184_5078.N1	09-MAR-2011 20:57:00	Dark	51.500	26	Gam Cru	1.6240	2900.0	103	47184	No
315	GOM_NL__2PRFIN20110309_205836_000000443100_00187_47184_5079.N1	09-MAR-2011 20:58:36	Straylight	44.000	64	Gam Cen	2.2000	10600.	88	47184	No
316	GOM_NL__2PRFIN20110309_210033_000000513100_00187_47184_5080.N1	09-MAR-2011 21:00:33	Straylight	51.000	123	lot Cen	2.7500	10200.	102	47184	No
317	GOM_NL__2PRFIN20110309_210733_000000543100_00187_47184_5081.N1	09-MAR-2011 21:07:33	Straylight	54.000	171	2Eps Crv	3.0010	4250.0	108	47184	No
318	GOM_NL__2PRFIN20110309_211856_000000403100_00187_47184_5082.N1	09-MAR-2011 21:18:56	Bright	40.000	22	32Alp Leo	1.3600	15200.	80	47184	No
319	GOM_NL__2PRFIN20110309_212118_000000393100_00187_47184_5083.N1	09-MAR-2011 21:21:18	Bright	39.000	51	41Gam1Leo	2.0100	4500.0	78	47184	No
320	GOM_NL__2PRFIN20110309_212928_000000543100_00187_47184_5084.N1	09-MAR-2011 21:29:28	Bright	54.000	174	52Psi UMa	3.0040	4400.0	108	47184	No
321	GOM_NL__2PRFIN20110309_213230_000000403100_00187_47184_5085.N1	09-MAR-2011 21:32:30	Bright	39.500	82	48Bet UMa	2.3650	10600.	79	47184	No
322	GOM_NL__2PRFIN20110309_213357_000000423100_00187_47184_5086.N1	09-MAR-2011 21:33:57	Bright	41.500	36	50Alp UMa	1.8000	6300.0	83	47184	No
323	GOM_NL__2PRFIN20110309_213609_000000493100_00187_47184_5087.N1	09-MAR-2011 21:36:09	Bright	49.000	32	77Eps UMa	1.7630	11000.	98	47184	No
324	GOM_NL__2PRFIN20110309_214106_000000433100_00187_47184_5088.N1	09-MAR-2011 21:41:06	Bright	42.500	60	7Bet UMi	2.0810	3950.0	85	47184	No
325	GOM_NL__2PRFIN20110309_214527_000000493100_00187_47184_5089.N1	09-MAR-2011 21:45:27	Bright	49.000	119	14Eta Dra	2.7270	4700.0	98	47184	No
326	GOM_NL__2PRFIN20110309_215101_000000493100_00187_47184_5090.N1	09-MAR-2011 21:51:01	Bright	48.500	69	33Gam Dra	2.2310	3800.0	97	47184	No
327	GOM_NL__2PRFIN20110309_215355_000000373100_00187_47184_5091.N1	09-MAR-2011 21:53:55	Bright	36.500	144	18Del Cyg	2.8600	11000.	73	47184	No
328	GOM_NL__2PRFIN20110309_215515_000000353100_00187_47184_5092.N1	09-MAR-2011 21:55:15	Bright	35.000	66	37Gam Cyg	2.2080	5900.0	70	47184	No
329	GOM_NL__2PRFIN20110309_220422_000000493100_00187_47184_5093.N1	09-MAR-2011 22:04:22	Twilight	48.500	168	17Zet Aql	2.9860	11000.	97	47184	No
330	GOM_NL__2PRFIN20110309_221430_000000443100_00187_47184_5094.N1	09-MAR-2011 22:14:30	Dark	43.500	155	41Pi Sgr	2.9000	6600.0	87	47184	No
331	GOM_NL__2PRFIN20110309_221626_000000463100_00187_47184_5095.N1	09-MAR-2011 22:16:26	Dark	46.000	57	34Sig Sgr	2.0660	26000.	92	47184	No
332	GOM_NL__2PRFIN20110309_221946_000000453100_00187_47184_5096.N1	09-MAR-2011 22:19:46	Dark	44.500	38	20Eps Sgr	1.8360	11000.	89	47184	No
333	GOM_NL__2PRFIN20110309_222305_000000523100_00187_47184_5097.N1	09-MAR-2011 22:23:05	Dark	51.500	25	35Lam Sco	1.6200	28000.	103	47184	No
334	GOM_NL__2PRFIN20110309_222502_000000423100_00188_47185_5372.N1	09-MAR-2011 22:25:02	Dark	41.500	147	Alp Ara	2.8770	26000.	83	47185	No
335	GOM_NL__2PRFIN20110309_222954_000000413100_00188_47185_5373.N1	09-MAR-2011 22:29:54	Dark	40.500	134	Bet TrA	2.8100	6600.0	81	47185	No
336	GOM_NL__2PRFIN20110309_223236_000000433100_00188_47185_5374.N1	09-MAR-2011 22:32:36	Dark	43.000	4	Alp1Cen	-0.010000	5800.0	86	47185	No
337	GOM_NL__2PRFIN20110309_223352_000000443100_00188_47185_5375.N1	09-MAR-2011 22:33:52	Dark	43.500	10	Bet Cen	0.61000	28000.	87	47185	No

338	GOM_NL__2PRFIN20110309_223550_000000433100_00188_47185_5376.N1	09-MAR-2011 22:35:50	Dark	43.000	77	Eps Cen	2.3030	28000.	86	47185	No
339	GOM_NL__2PRFIN20110309_223714_000000503100_00188_47185_5377.N1	09-MAR-2011 22:37:14	Dark	50.000	26	Gam Cru	1.6240	2900.0	100	47185	No
340	GOM_NL__2PRFIN20110309_223851_000000463100_00188_47185_5378.N1	09-MAR-2011 22:38:51	Straylight	46.000	64	Gam Cen	2.2000	10600.	92	47185	No
341	GOM_NL__2PRFIN20110309_224048_000000523100_00188_47185_5379.N1	09-MAR-2011 22:40:48	Straylight	51.500	123	lot Cen	2.7500	10200.	103	47185	No
342	GOM_NL__2PRFIN20110309_224747_000000553100_00188_47185_5380.N1	09-MAR-2011 22:47:47	Straylight	55.000	171	2Eps Crv	3.0010	4250.0	110	47185	No
343	GOM_NL__2PRFIN20110309_225910_000000413100_00188_47185_5381.N1	09-MAR-2011 22:59:10	Bright	40.500	22	32Alp Leo	1.3600	15200.	81	47185	No
344	GOM_NL__2PRFIN20110309_230132_000000413100_00188_47185_5382.N1	09-MAR-2011 23:01:32	Bright	41.000	51	41Gam1Leo	2.0100	4500.0	82	47185	No
345	GOM_NL__2PRFIN20110309_230941_000000463100_00188_47185_5383.N1	09-MAR-2011 23:09:41	Bright	46.000	174	52Psi UMa	3.0040	4400.0	92	47185	No
346	GOM_NL__2PRFIN20110309_231244_000000573100_00188_47185_5384.N1	09-MAR-2011 23:12:44	Bright	56.500	82	48Bet UMa	2.3650	10600.	113	47185	No
347	GOM_NL__2PRFIN20110309_231410_000000403100_00188_47185_5385.N1	09-MAR-2011 23:14:10	Bright	40.000	36	50Alp UMa	1.8000	6300.0	80	47185	No
348	GOM_NL__2PRFIN20110309_231622_000000493100_00188_47185_5386.N1	09-MAR-2011 23:16:22	Bright	49.000	32	77Eps UMa	1.7630	11000.	98	47185	No
349	GOM_NL__2PRFIN20110309_232120_000000433100_00188_47185_5387.N1	09-MAR-2011 23:21:20	Bright	42.500	60	7Bet UMi	2.0810	3950.0	85	47185	No
350	GOM_NL__2PRFIN20110309_232541_000000443100_00188_47185_5388.N1	09-MAR-2011 23:25:41	Bright	44.000	119	14Eta Dra	2.7270	4700.0	88	47185	No
351	GOM_NL__2PRFIN20110309_233115_000000493100_00188_47185_5389.N1	09-MAR-2011 23:31:15	Bright	48.500	69	33Gam Dra	2.2310	3800.0	97	47185	No
352	GOM_NL__2PRFIN20110309_233409_000000393100_00188_47185_5390.N1	09-MAR-2011 23:34:09	Bright	39.000	144	18Del Cyg	2.8600	11000.	78	47185	No
353	GOM_NL__2PRFIN20110309_233529_000000363100_00188_47185_5391.N1	09-MAR-2011 23:35:29	Bright	35.500	66	37Gam Cyg	2.2080	5900.0	71	47185	No
354	GOM_NL__2PRFIN20110309_234437_000000463100_00188_47185_5392.N1	09-MAR-2011 23:44:37	Tw_i_and_stray	46.000	168	17Zet Aql	2.9860	11000.	92	47185	No
355	GOM_NL__2PRFIN20110309_235445_000000473100_00188_47185_5393.N1	09-MAR-2011 23:54:45	Dark	46.500	155	41Pi Sgr	2.9000	6600.0	93	47185	No
356	GOM_NL__2PRFIN20110309_235641_000000463100_00188_47185_5394.N1	09-MAR-2011 23:56:41	Dark	46.000	57	34Sig Sgr	2.0660	26000.	92	47185	No

3. Quality information per product

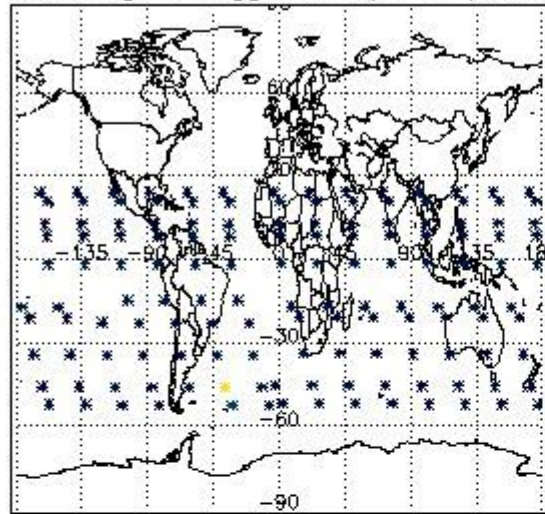
In this section it is plotted some information contained in the Quality Summary data set of the level 2 products. Only products in dark limb conditions and without errors (error flag in the MPH set to "0") are used.

3.1 Plot quality information per product (time dependant)


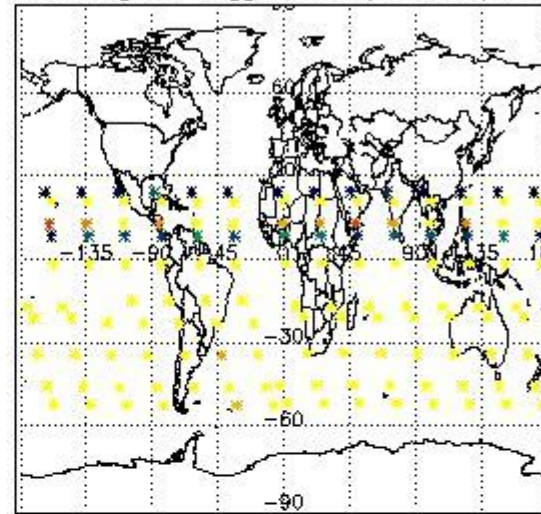


3.2 Plot quality information per product (world map)

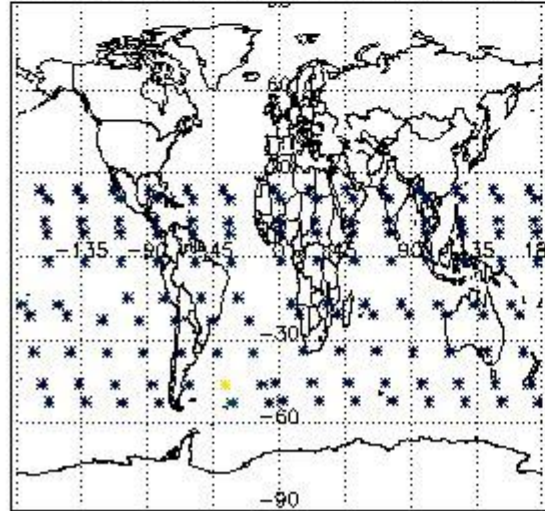
Percentage of flagged data per O3 profile



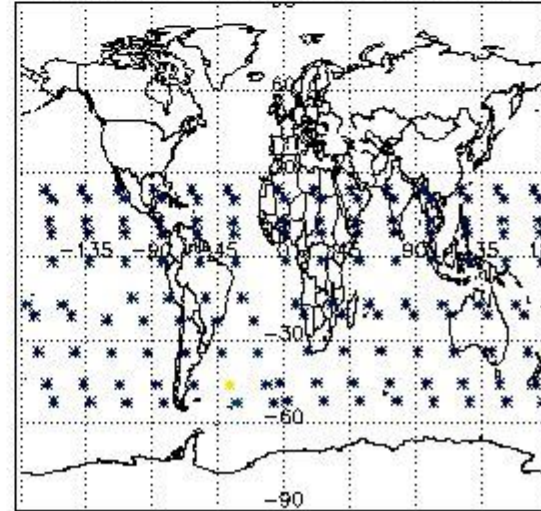
Percentage of flagged data per H2O profile



Percentage of flagged data per NO2 profile



Percentage of flagged data per NO3 profile

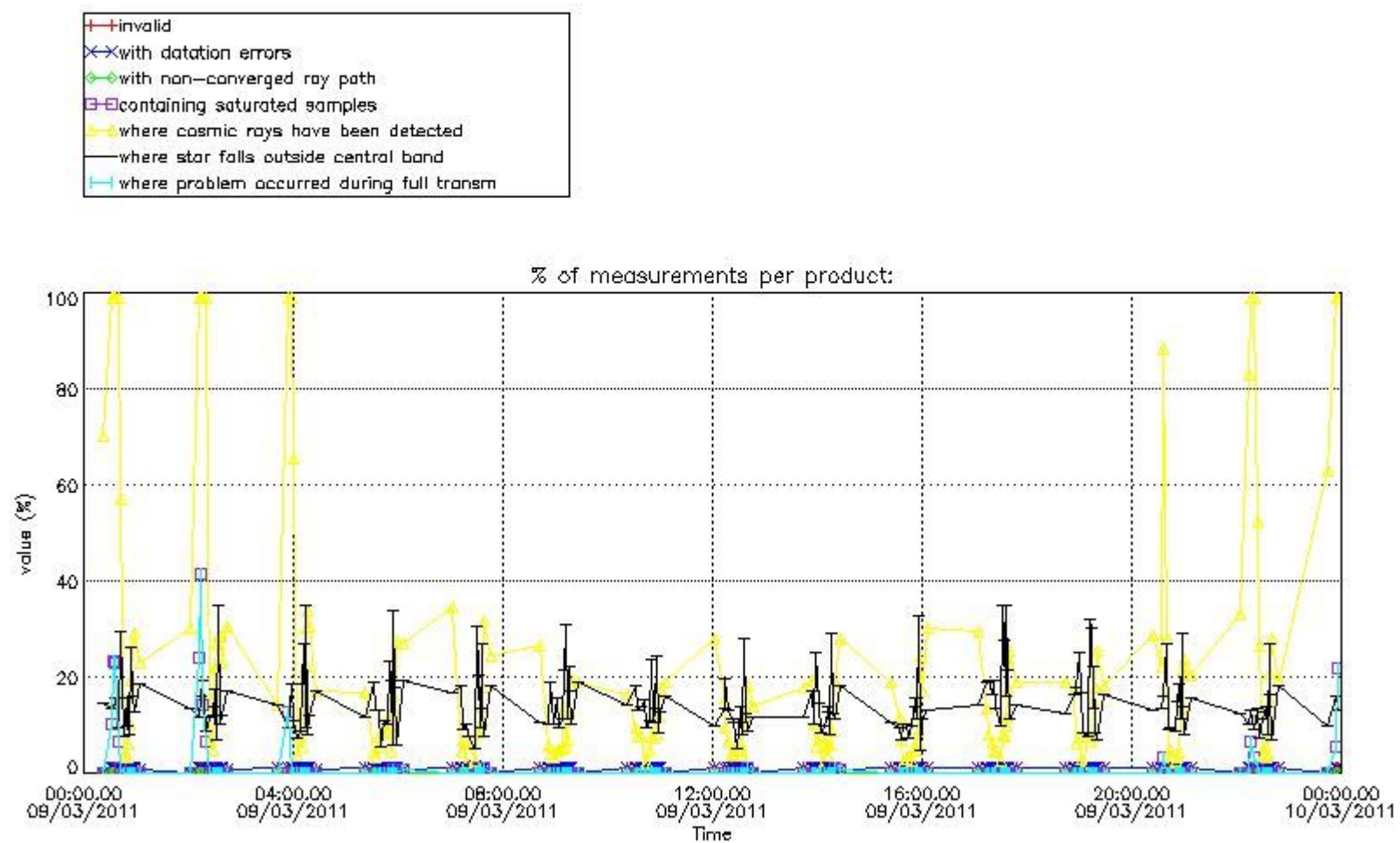


4. Level 1 quality information per product

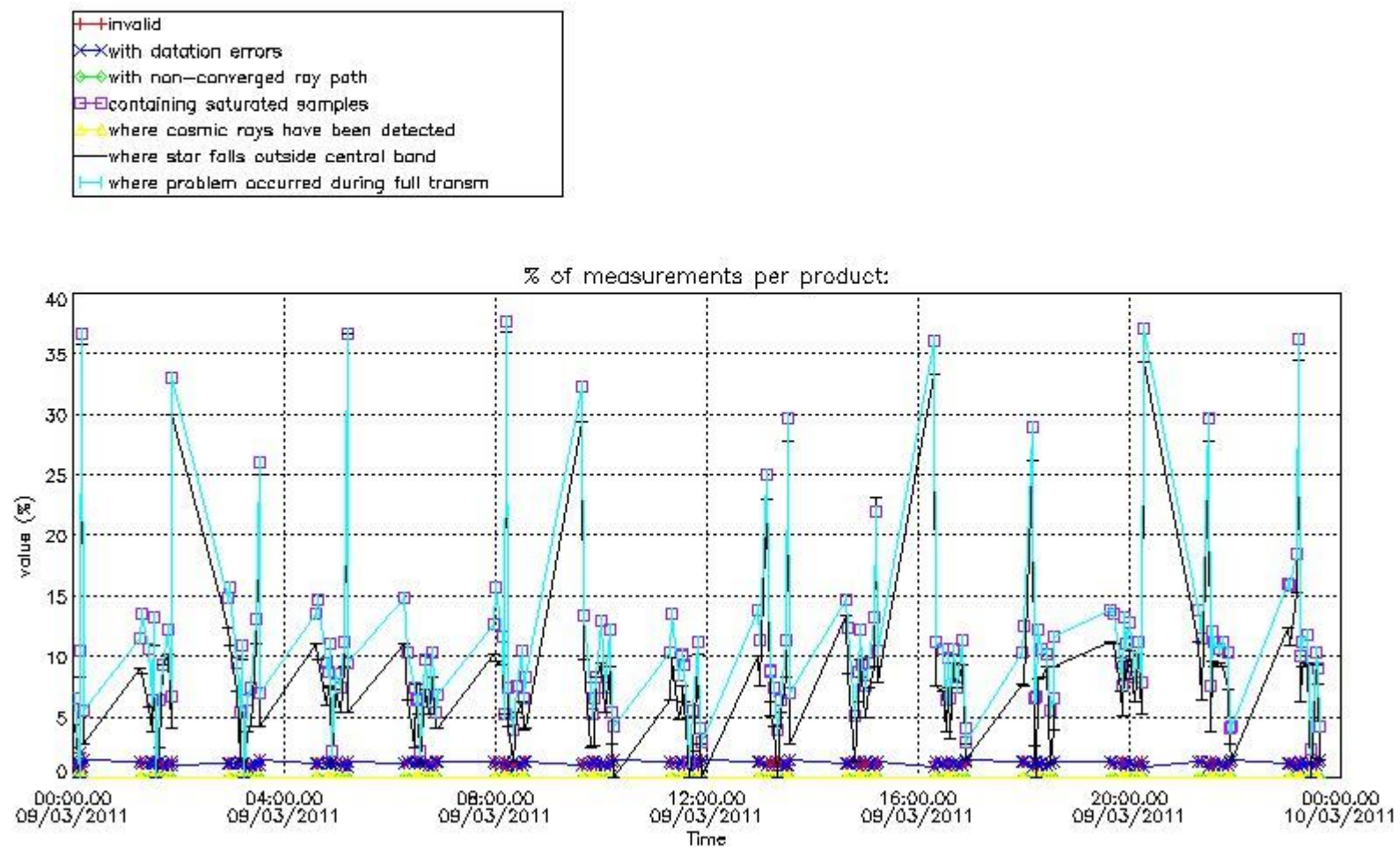
In this section it is plotted some information contained in the Quality Summary data set of the level 2 products that comes from the level 1b processing. Products without errors (error flag in the MPH set to "0") are used.

4.1 Plot quality information per product (time dependant) coming from level 1b processing

4.1.1 Plot level 1 quality information per product (time dependant): ENVISAT ASCENDING passes

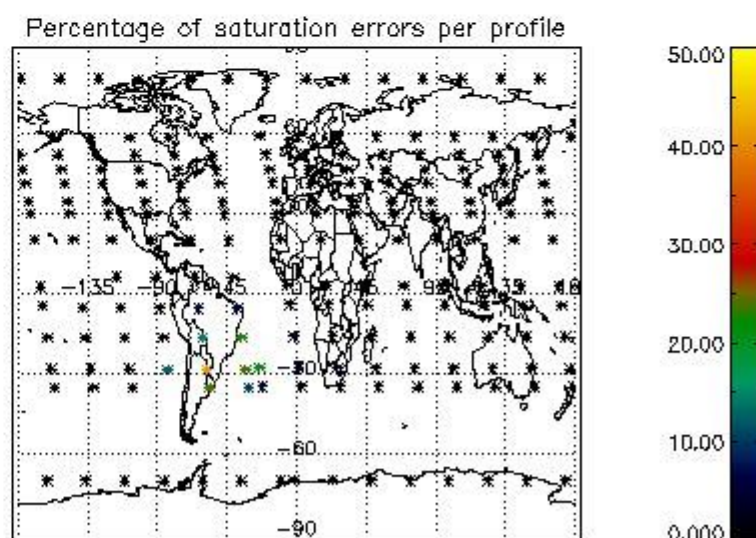
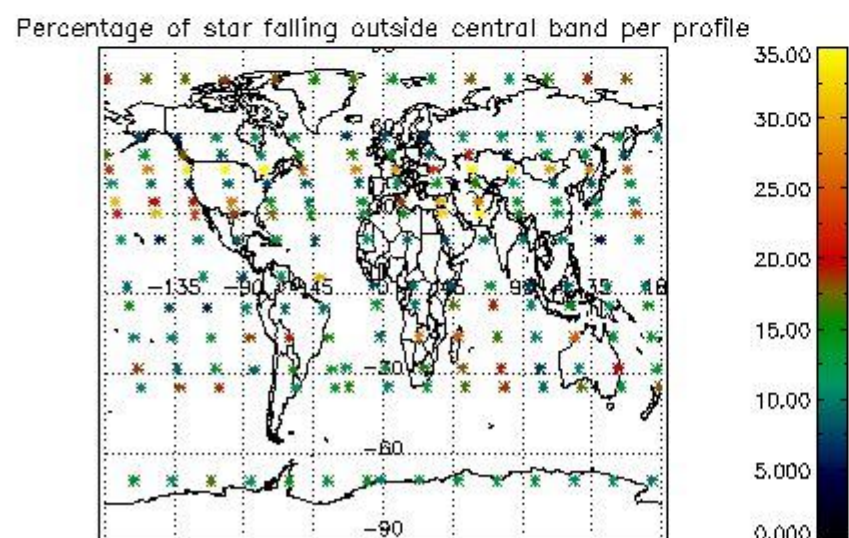
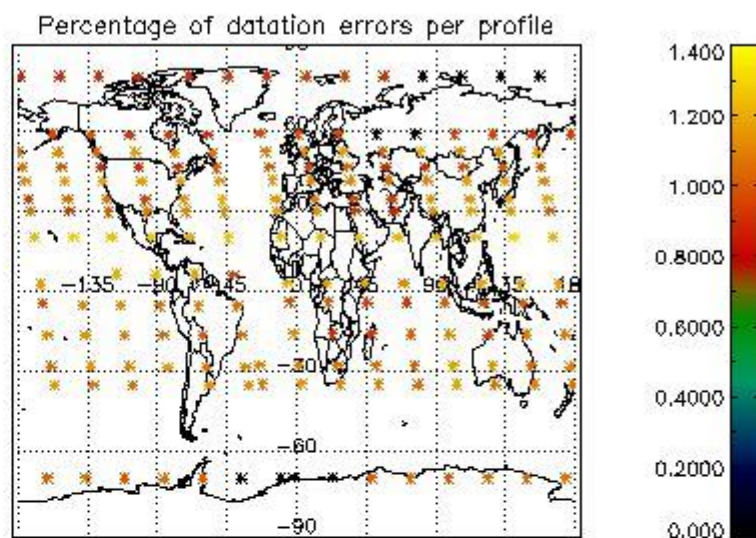
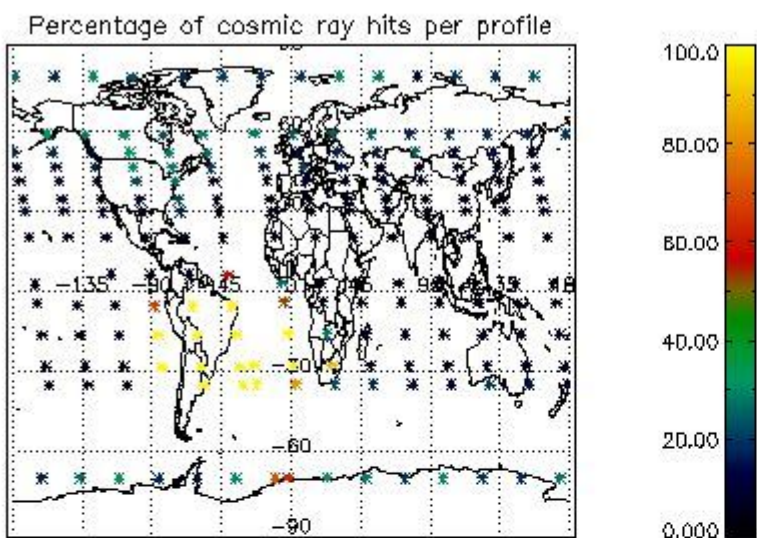


4.1.2 Plot level 1 quality information per product (time dependant): ENVI SAT DESCENDING passes

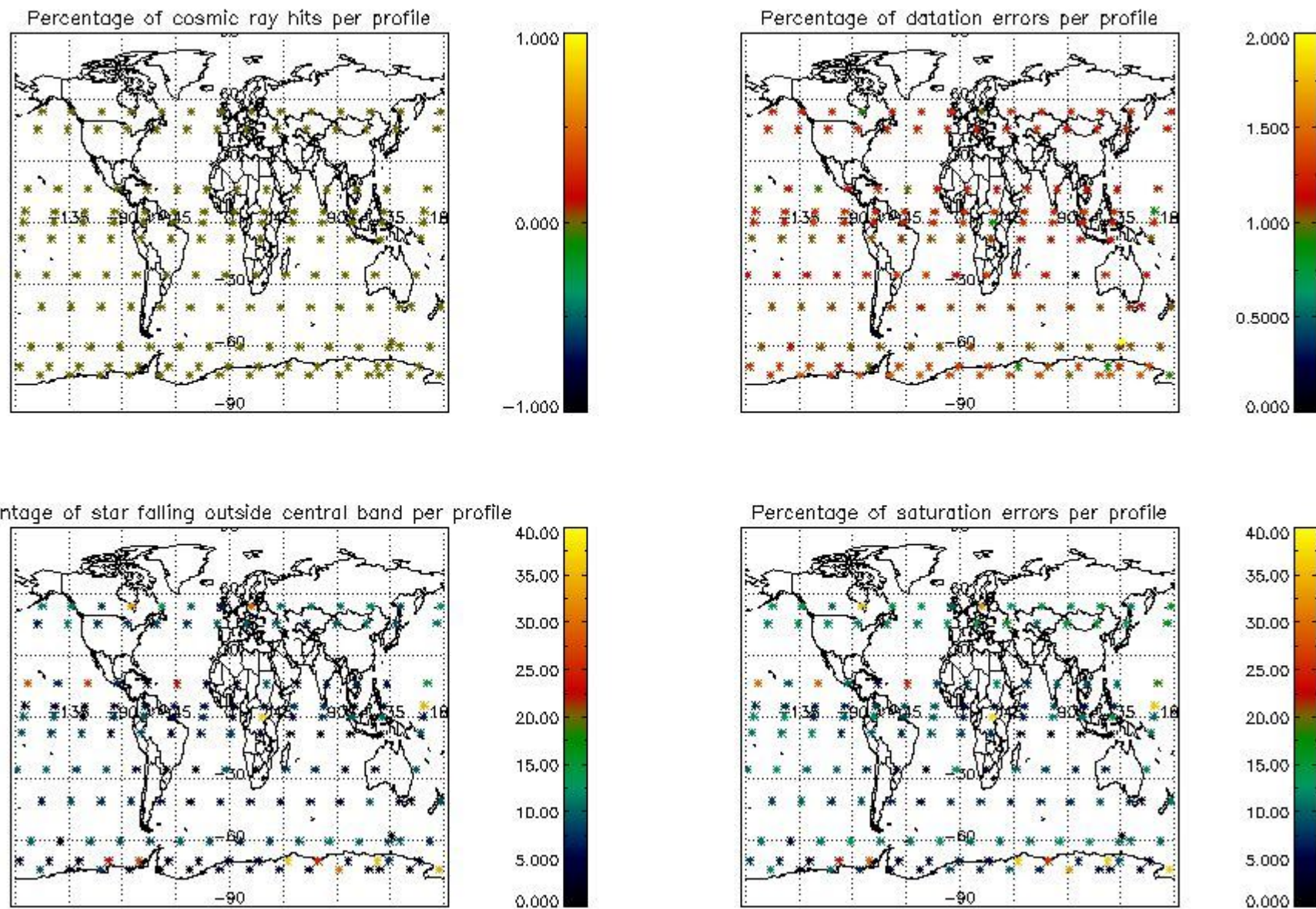


4.2 Plot quality information per product coming from level 1b processing (world map)

4.2.1 Plot level 1 quality information per product (world map): ENVISAT ASCENDING passes



4.2.2 Plot level 1 quality information per product (world map): ENVISAT DESCENDING passes



5. Trace gas profiles

5.1 Ozone statistics based on quality of products

The final quality of the products can be "measured" using the STD (Standard Deviation) attached to every point profile. This information is written to the parameter GOM_NL__2P/NL_LOCAL_SPECIES_DENSITY/o3_std of the level 2 products. The table below shows the statistics for given STD ranges.

The statistics are given with respect to the overall valid production:

- Products without fatal errors: GOM_NL__2P/MPH/PRODUCT_ERR=0
- Valid point profile: GOM_NL__2P/NL_LOCAL_SPECIES_DENSITY/pcd(0)=0

The 'Criteria' is applied to valid points of dark limb products:

- Products in dark limb illumination condition: GOM_NL__2P/NL_SUMMARY_QUALITY/obs_ill_cond=0
- Products without fatal errors: GOM_NL__2P/MPH/PRODUCT_ERR=0
- Valid point profile: GOM_NL__2P/NL_LOCAL_SPECIES_DENSITY/pcd(0)=0

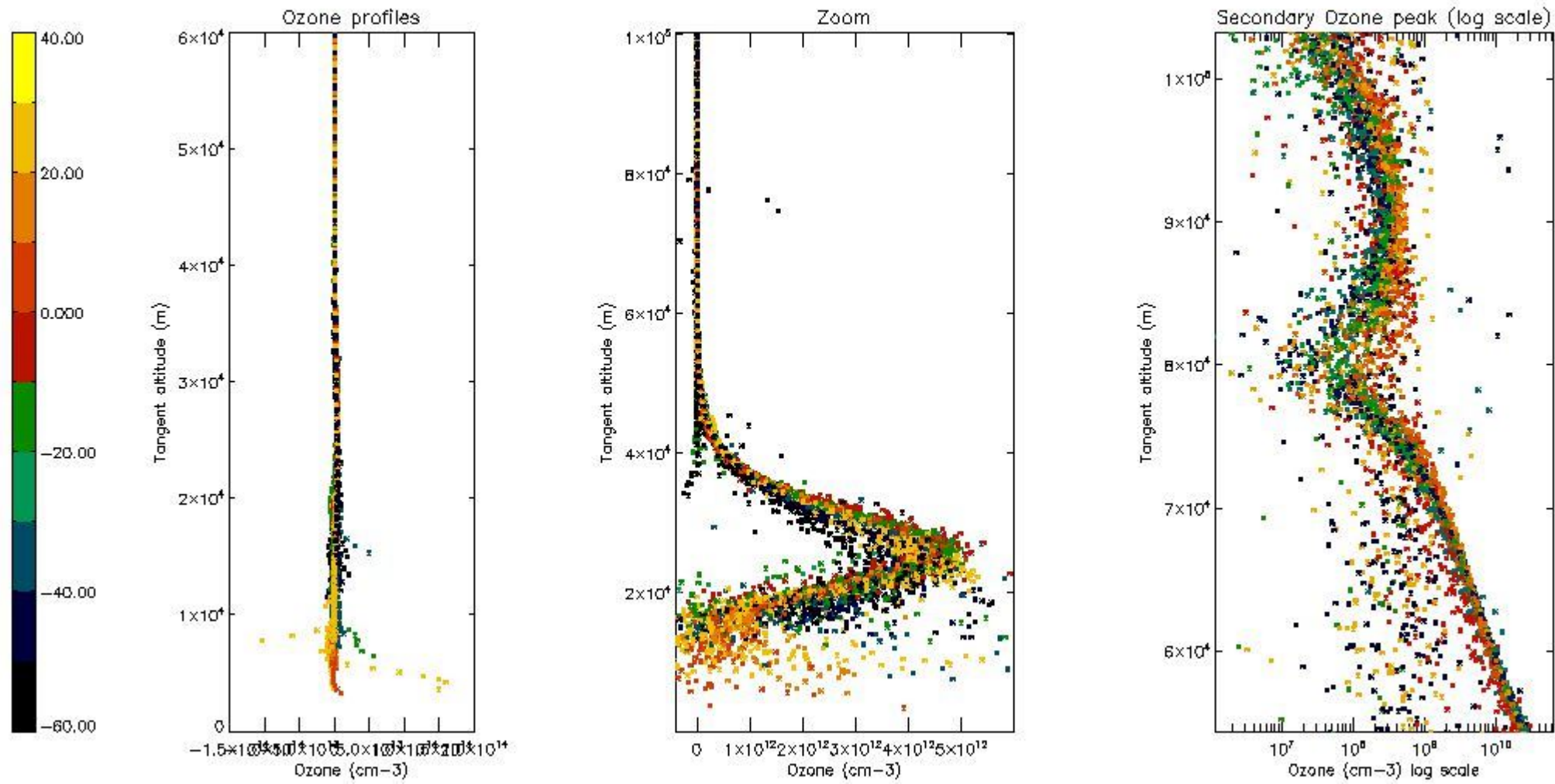
So, the table below shows the percentage of dark limb and valid observations for each criteria with respect to the overall valid daily observations.

Criteria	% of total production
All STD	41
STD < 20	20

STD < 10	15
STD < 5	11

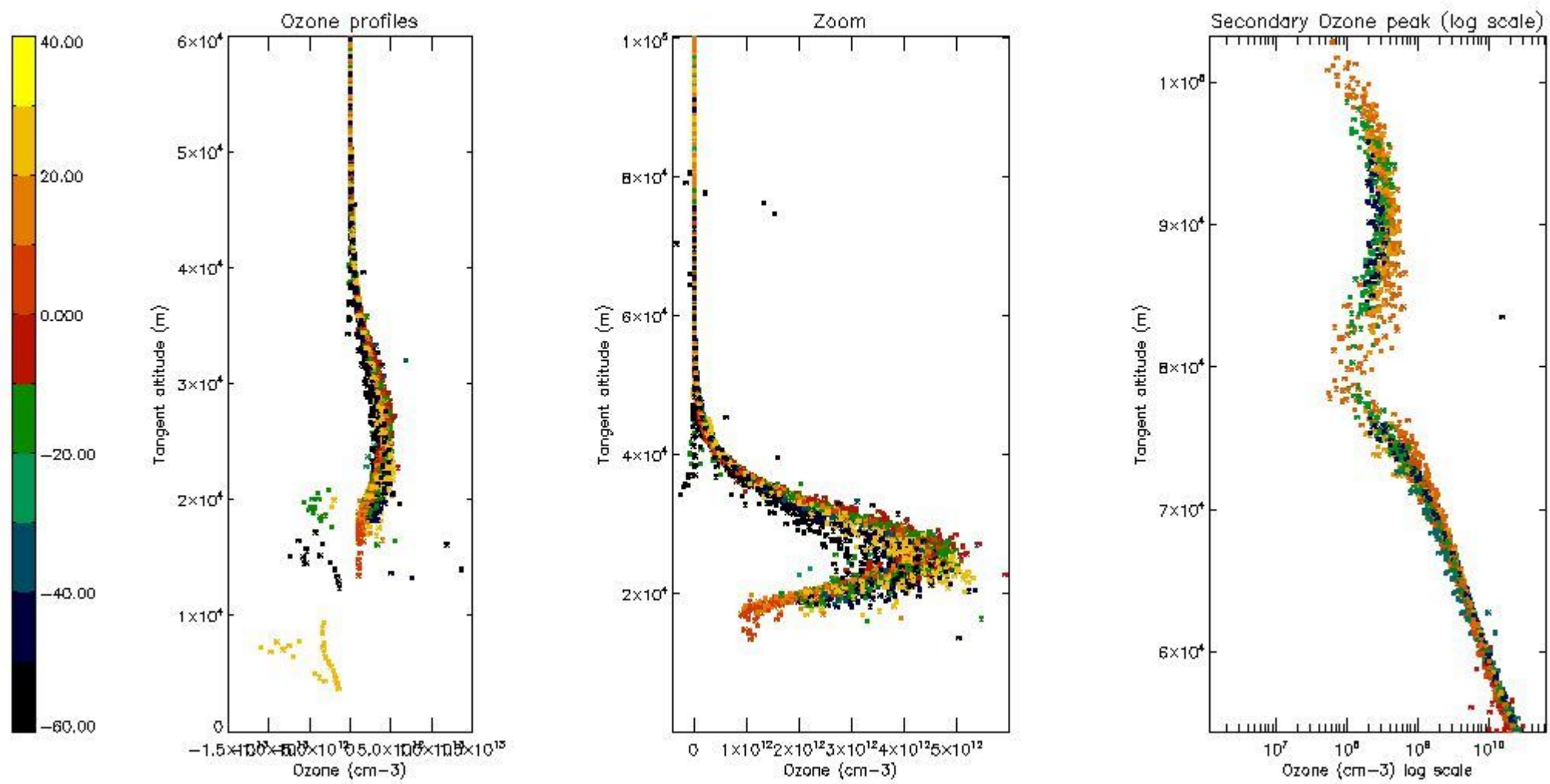
5.2 Plot ozone profiles for all STD (dark without errors)

The colorbar represents the latitude.



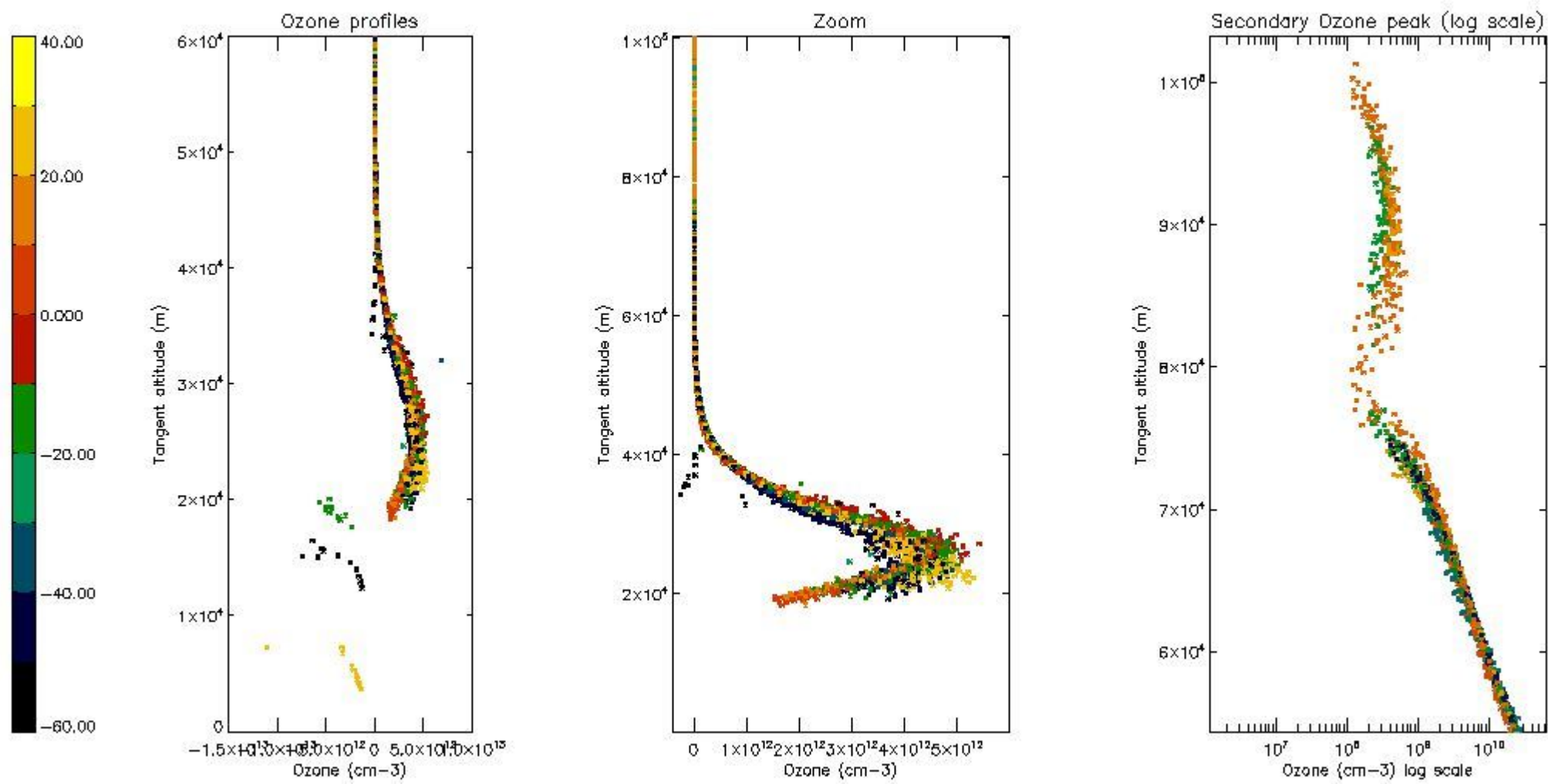
5.3 Plot ozone profiles where STD < 20% (dark without errors)

The colorbar represents the latitude.



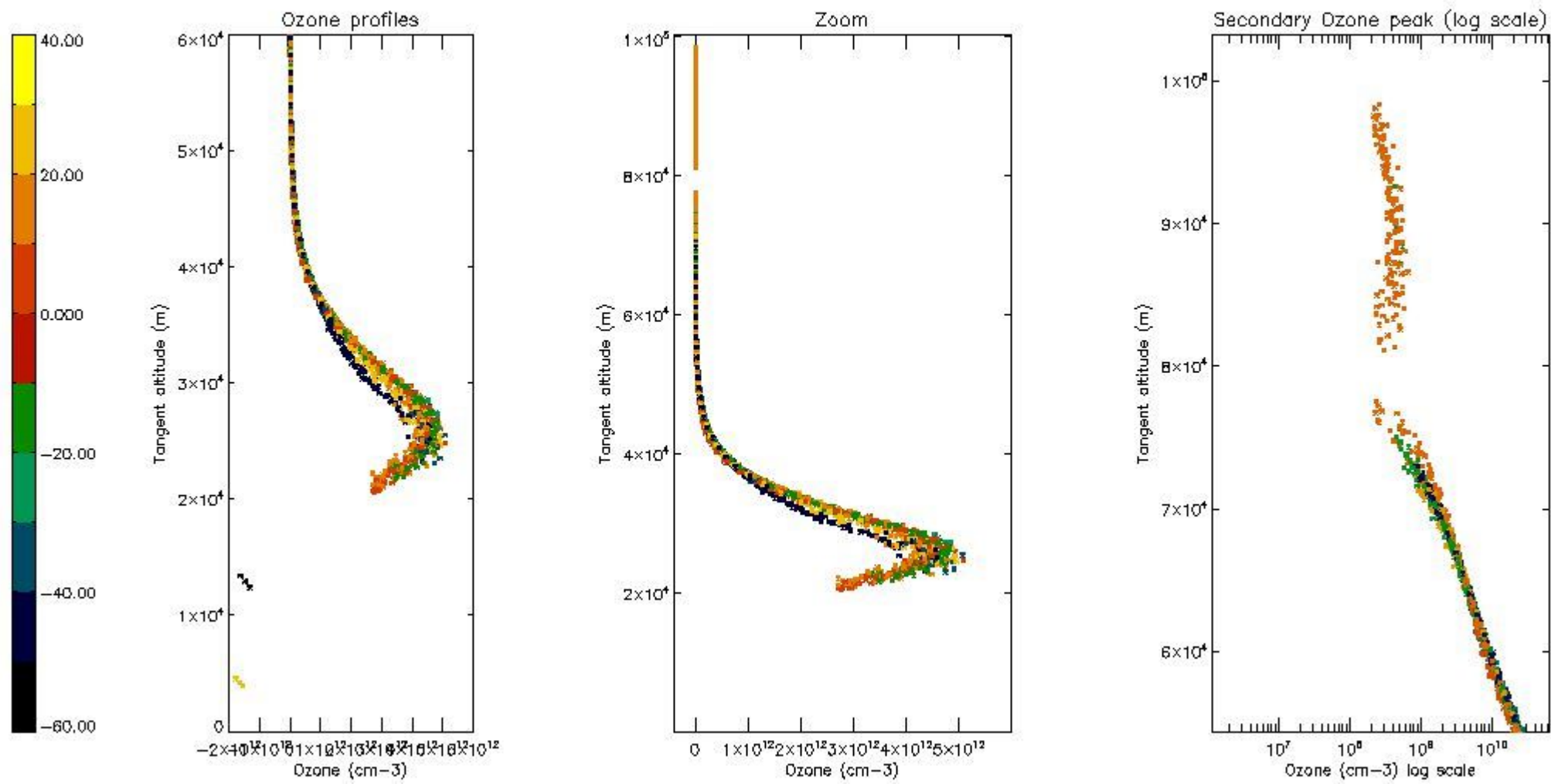
5.4 Plot ozone profiles where STD < 10% (dark without errors)

The colorbar represents the latitude.



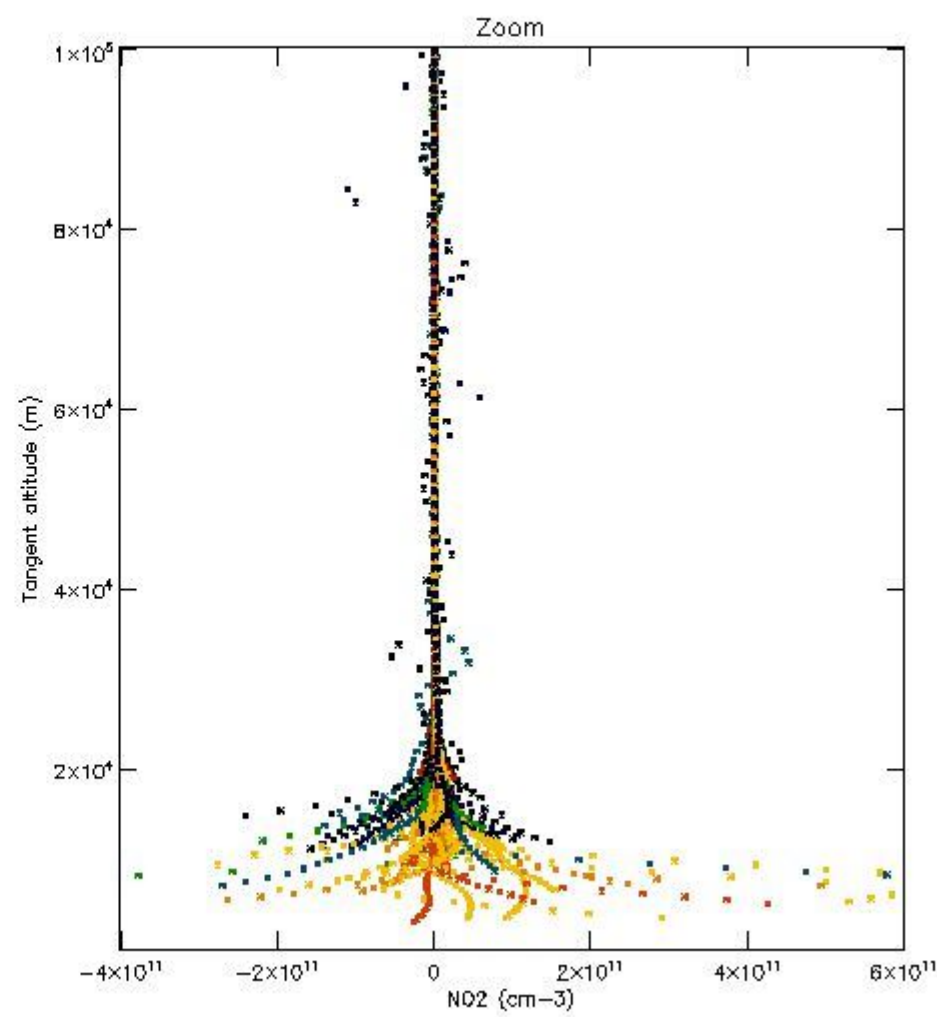
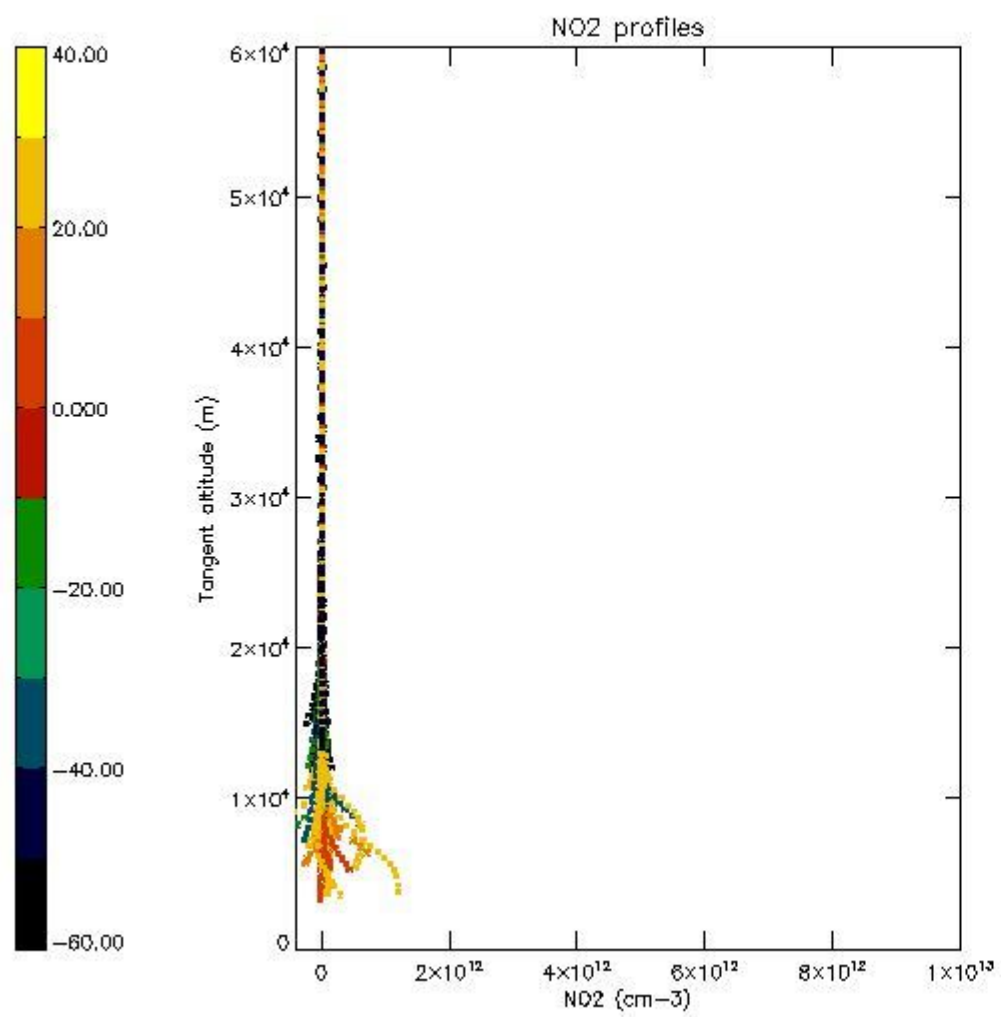
5.5 Plot ozone profiles where STD < 5% (dark without errors)

The colorbar represents the latitude.



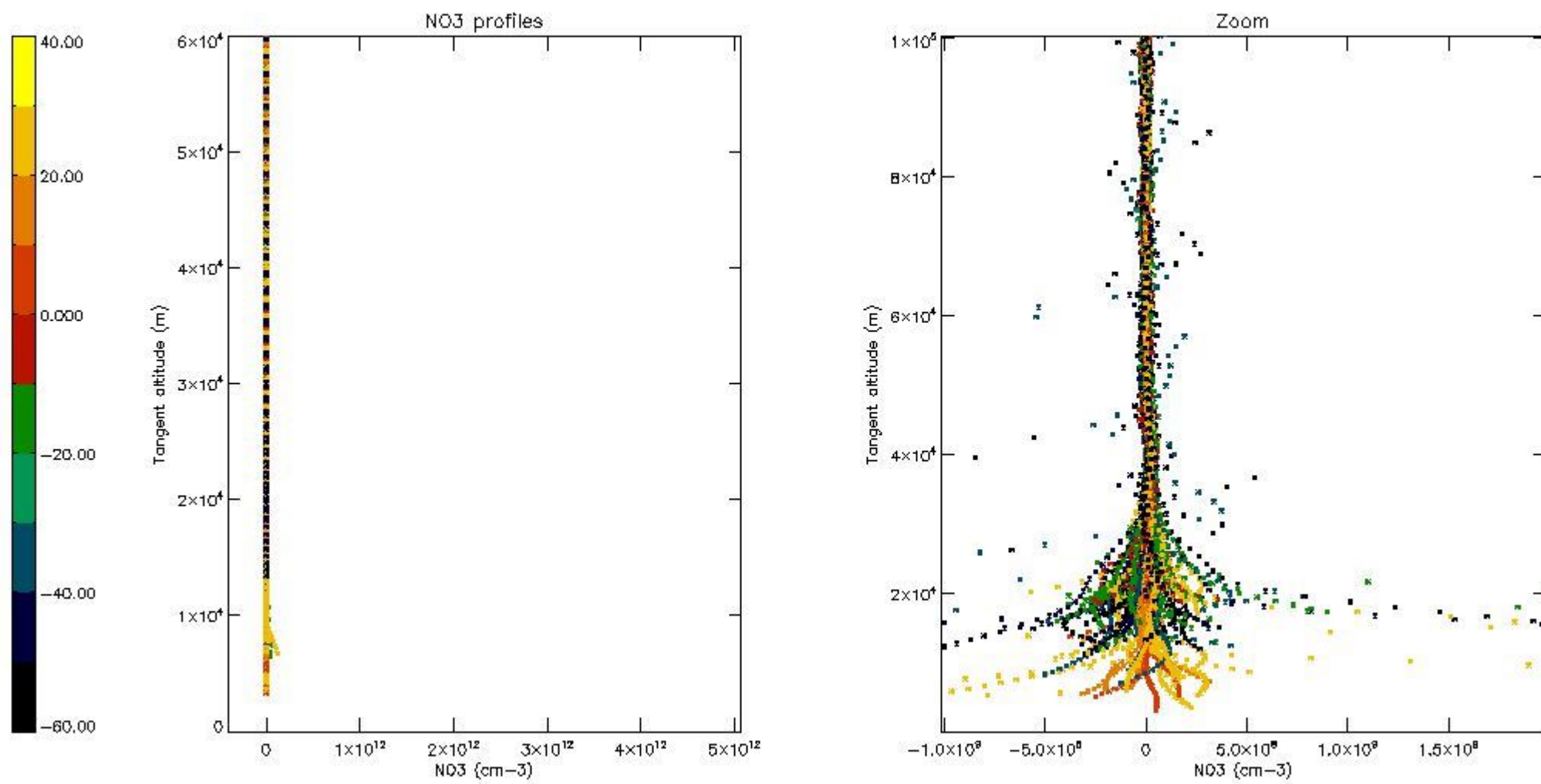
5.6 Plot NO₂ profiles for all STD (dark without errors)

The colorbar represents the latitude.



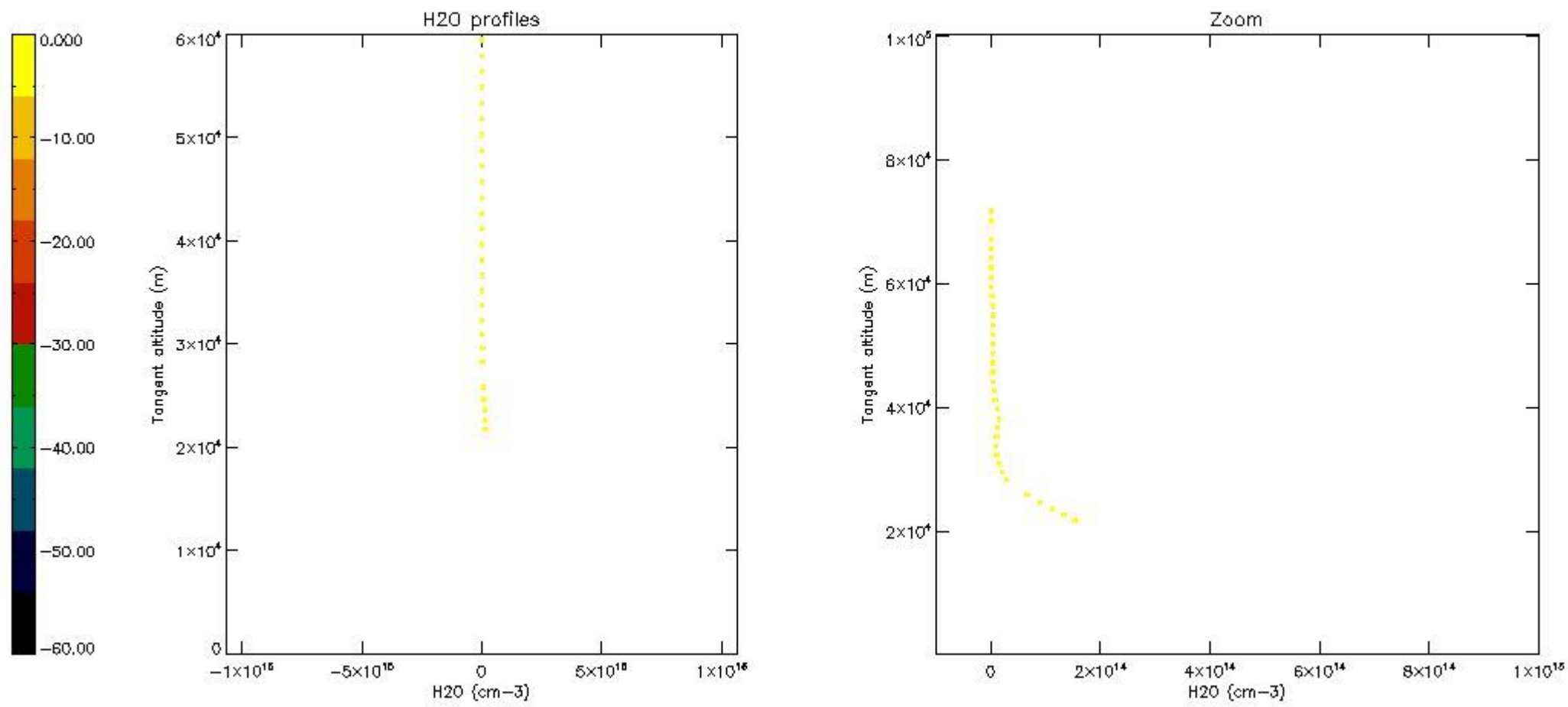
5.7 Plot NO3 profiles for all STD (dark without errors)

The colorbar represents the latitude.



5.8 Plot H2O profiles for all STD (only for occultations of stars 1,2,3,4,13,14,16,26,63 dark without errors)

The colorbar represents the latitude.



6. Auxiliary Data Files used for the production reported in section 2

The number reported in the third column indicates since which file (see list in section 2) the corresponding auxiliary file has been used. The fourth column is the date of those product files.

Type	Auxiliary Filename	Used since product	Used since product date
INST_PHYS_CHARACTERISTICS	GOM_INS_AXVIEC20091111_143220_20030716_120000_20500101_000000	1	09-MAR-2011 00:02:32
LEVEL-2_PROC_CONFIG	GOM_PR2_AXVIEC20091111_152718_20020301_000000_20500101_000000	1	09-MAR-2011 00:02:32
CROSS_SECTIONS_FILE	GOM_CRS_AXVIEC20091111_154832_20020301_000000_20500101_000000	1	09-MAR-2011 00:02:32

GOMOS Level 2 Daily Report

SUMMARY

[1. General Info](#)

[2. Summary of processed GOM_NL_2P products](#)

[3. Level 2 Quality information per product](#)

[3.1 Plot of level 2 quality information per product \(time dependant\)](#)

[3.2 Plot of level 2 quality information per product \(world map\)](#)

[4. Level 1 Quality information per product \(stored on level 2 products\)](#)

[4.1 Plot of level 1 quality information per product \(time dependant\)](#)

[4.1.1 Plot of level 1 quality information per product \(time dependant\): ASCENDING](#)

[4.1.2 Plot of level 1 quality information per product \(time dependant\): DESCENDING](#)

[4.2 Plot of level 1 quality information per product \(world map\)](#)

[4.2.1 Plot of level 1 quality information per product \(world map\): ASCENDING](#)

[4.2.2 Plot of level 1 quality information per product \(world map\): DESCENDING](#)

[5. Ozone profiles based on quality statistics and other trace gas profiles](#)

[5.1 Ozone statistics based on quality of products](#)

[5.2 Plot ozone profiles for all STD \(dark without errors\)](#)

[5.3 Plot ozone profiles where STD < 20% \(dark without errors\)](#)

[5.4. Plot ozone profiles where STD < 10% \(dark without errors\)](#)

[5.5. Plot ozone profiles where STD < 5% \(dark without errors\)](#)

[5.6 Plot NO2 profiles for all STD \(dark without errors\)](#)

[5.7 Plot NO3 profiles for all STD \(dark without errors\)](#)

[5.8 Plot H2O profiles \(only for occultations of stars 1,2,3,4,13,14,16,26,63 dark without errors\) for all STD](#)

[6. Auxiliary Data Files used for the production reported in section 2](#)

This report presents the daily analysis on parameters extracted from GOMOS level 2 data (GOM_NL__2P). It is intended to monitor some important parameters that will impact the quality of these products. A list of level 2 products (and content) that have arrived during the reporting day to the PCF is also given.

Item	Value
Time of report generation	24APR2013 11:06:33
Data source version	GOMOS/6.01
Start time of products	09-03-2011 (09MAR2011 00:00:00)
Stop time of products	10-03-2011 (10MAR2011 00:00:00)
Store outputs in DB	Yes
Nb of level 2 prods	356
Nb of prods with errors	0

2. Summary of processed GOM_NL__2P products.

Nr	Filename	UTC Start time	Limb	Duration	Star Id	Star Name	Star Mag	Star Temp	Nb Meas	Orbit	Prod. error
1	GOM_NL__2PRFIN20110309_000232_000000463100_00174_47171_4613.N1	09-MAR-2011 00:02:32	Bright	46.000	119	14Eta Dra	2.7270	4700.0	92	47171	No
2	GOM_NL__2PRFIN20110309_000715_000000253100_00174_47171_4614.N1	09-MAR-2011 00:07:15	Twilight	25.000	130	23Bet Dra	2.7990	5800.0	50	47171	No
3	GOM_NL__2PRFIN20110309_000803_000000483100_00174_47171_4615.N1	09-MAR-2011 00:08:03	Bright	48.000	69	33Gam Dra	2.2310	3800.0	96	47171	No
4	GOM_NL__2PRFIN20110309_001053_000000563100_00174_47171_4616.N1	09-MAR-2011 00:10:53	Bright	56.000	144	18Del Cyg	2.8600	11000.	112	47171	No
5	GOM_NL__2PRFIN20110309_001211_000000363100_00174_47171_4617.N1	09-MAR-2011 00:12:11	Bright	36.000	66	37Gam Cyg	2.2080	5900.0	72	47171	No
6	GOM_NL__2PRFIN20110309_002114_000000493100_00174_47171_4618.N1	09-MAR-2011 00:21:14	Bright	48.500	168	17Zet Aql	2.9860	11000.	97	47171	No
7	GOM_NL__2PRFIN20110309_003120_000000453100_00174_47171_4619.N1	09-MAR-2011 00:31:20	Dark	44.500	155	41Pi Sgr	2.9000	6600.0	89	47171	No
8	GOM_NL__2PRFIN20110309_003315_000000453100_00174_47171_4620.N1	09-MAR-2011 00:33:15	Dark	45.000	57	34Sig Sgr	2.0660	26000.	90	47171	No
9	GOM_NL__2PRFIN20110309_003633_000000483100_00174_47171_4621.N1	09-MAR-2011 00:36:33	Dark	48.000	38	20Eps Sgr	1.8360	11000.	96	47171	No
10	GOM_NL__2PRFIN20110309_003937_000000473100_00174_47171_4622.N1	09-MAR-2011 00:39:37	Dark	47.000	85	Kap Sco	2.4070	28000.	94	47171	No
11	GOM_NL__2PRFIN20110309_004254_000000533100_00175_47172_4608.N1	09-MAR-2011 00:42:54	Dark	52.500	141	Bet Ara	2.8400	4600.0	105	47172	No
12	GOM_NL__2PRFIN20110309_004645_000000403100_00175_47172_4609.N1	09-MAR-2011 00:46:45	Dark	40.000	134	Bet TrA	2.8100	6600.0	80	47172	No
13	GOM_NL__2PRFIN20110309_004926_000000453100_00175_47172_4610.N1	09-MAR-2011 00:49:26	Dark	45.000	4	Alp1Cen	-0.010000	5800.0	90	47172	No
14	GOM_NL__2PRFIN20110309_005042_000000423100_00175_47172_4611.N1	09-MAR-2011 00:50:42	Dark	41.500	10	Bet Cen	0.61000	28000.	83	47172	No
15	GOM_NL__2PRFIN20110309_005240_000000443100_00175_47172_4612.N1	09-MAR-2011 00:52:40	Dark	43.500	77	Eps Cen	2.3030	28000.	87	47172	No
16	GOM_NL__2PRFIN20110309_005406_000000503100_00175_47172_4613.N1	09-MAR-2011 00:54:06	Dark	49.500	26	Gam Cru	1.6240	2900.0	99	47172	No
17	GOM_NL__2PRFIN20110309_005542_000000473100_00175_47172_4614.N1	09-MAR-2011 00:55:42	Straylight	46.500	64	Gam Cen	2.2000	10600.	93	47172	No
18	GOM_NL__2PRFIN20110309_005737_000000553100_00175_47172_4615.N1	09-MAR-2011 00:57:37	Straylight	55.000	123	lot Cen	2.7500	10200.	110	47172	No
19	GOM_NL__2PRFIN20110309_010441_000000573100_00175_47172_4616.N1	09-MAR-2011 01:04:41	Straylight	57.000	171	2Eps Crv	3.0010	4250.0	114	47172	No
20	GOM_NL__2PRFIN20110309_011608_000000393100_00175_47172_4617.N1	09-MAR-2011 01:16:08	Bright	39.000	22	32Alp Leo	1.3600	15200.	78	47172	No
21	GOM_NL__2PRFIN20110309_011831_000000413100_00175_47172_4618.N1	09-MAR-2011 01:18:31	Bright	40.500	51	41Gam1Leo	2.0100	4500.0	81	47172	No
22	GOM_NL__2PRFIN20110309_012645_000000433100_00175_47172_4619.N1	09-MAR-2011 01:26:45	Bright	42.500	174	52Psi UMa	3.0040	4400.0	85	47172	No
23	GOM_NL__2PRFIN20110309_012947_000000393100_00175_47172_4620.N1	09-MAR-2011 01:29:47	Bright	39.000	82	48Bet UMa	2.3650	10600.	78	47172	No
24	GOM_NL__2PRFIN20110309_013112_000000423100_00175_47172_4621.N1	09-MAR-2011 01:31:12	Bright	41.500	36	50Alp UMa	1.8000	6300.0	83	47172	No
25	GOM_NL__2PRFIN20110309_013330_000000423100_00175_47172_4622.N1	09-MAR-2011 01:33:30	Bright	42.000	32	77Eps UMa	1.7630	11000.	84	47172	No
26	GOM_NL__2PRFIN20110309_013822_000000403100_00175_47172_4623.N1	09-MAR-2011 01:38:22	Bright	39.500	60	7Bet UMi	2.0810	3950.0	79	47172	No
27	GOM_NL__2PRFIN20110309_014246_000000483100_00175_47172_4624.N1	09-MAR-2011 01:42:46	Bright	48.000	119	14Eta Dra	2.7270	4700.0	96	47172	No
28	GOM_NL__2PRFIN20110309_014816_000000493100_00175_47172_4625.N1	09-MAR-2011 01:48:16	Bright	49.000	69	33Gam Dra	2.2310	3800.0	98	47172	No
29	GOM_NL__2PRFIN20110309_015107_000000383100_00175_47172_4626.N1	09-MAR-2011 01:51:07	Bright	37.500	144	18Del Cyg	2.8600	11000.	75	47172	No
30	GOM_NL__2PRFIN20110309_015225_000000503100_00175_47172_4627.N1	09-MAR-2011 01:52:25	Bright	50.000	66	37Gam Cyg	2.2080	5900.0	100	47172	No
31	GOM_NL__2PRFIN20110309_020129_000000483100_00175_47172_4628.N1	09-MAR-2011 02:01:29	Bright	48.000	168	17Zet Aql	2.9860	11000.	96	47172	No
32	GOM_NL__2PRFIN20110309_021135_000000443100_00175_47172_4629.N1	09-MAR-2011 02:11:35	Dark	43.500	155	41Pi Sgr	2.9000	6600.0	87	47172	No
33	GOM_NL__2PRFIN20110309_021330_000000473100_00175_47172_4630.N1	09-MAR-2011 02:13:30	Dark	47.000	57	34Sig Sgr	2.0660	26000.	94	47172	No
34	GOM_NL__2PRFIN20110309_021648_000000503100_00175_47172_4631.N1	09-MAR-2011 02:16:48	Dark	49.500	38	20Eps Sgr	1.8360	11000.	99	47172	No
35	GOM_NL__2PRFIN20110309_021952_000000463100_00175_47172_4632.N1	09-MAR-2011 02:19:52	Dark	45.500	85	Kap Sco	2.4070	28000.	91	47172	No
36	GOM_NL__2PRFIN20110309_022308_000000433100_00176_47173_4622.N1	09-MAR-2011 02:23:08	Dark	42.500	141	Bet Ara	2.8400	4600.0	85	47173	No
37	GOM_NL__2PRFIN20110309_022700_000000423100_00176_47173_4623.N1	09-MAR-2011 02:27:00	Dark	41.500	134	Bet TrA	2.8100	6600.0	83	47173	No
38	GOM_NL__2PRFIN20110309_022941_000000463100_00176_47173_4624.N1	09-MAR-2011 02:29:41	Dark	45.500	4	Alp1Cen	-0.010000	5800.0	91	47173	No
39	GOM_NL__2PRFIN20110309_023057_000000443100_00176_47173_4625.N1	09-MAR-2011 02:30:57	Dark	43.500	10	Bet Cen	0.61000	28000.	87	47173	No
40	GOM_NL__2PRFIN20110309_023255_000000433100_00176_47173_4626.N1	09-MAR-2011 02:32:55	Dark	42.500	77	Eps Cen	2.3030	28000.	85	47173	No
41	GOM_NL__2PRFIN20110309_023421_000000563100_00176_47173_4627.N1	09-MAR-2011 02:34:21	Dark	56.000	26	Gam Cru	1.6240	2900.0	112	47173	No
42	GOM_NL__2PRFIN20110309_023557_000000443100_00176_47173_4628.N1	09-MAR-2011 02:35:57	Straylight	44.000	64	Gam Cen	2.2000	10600.	88	47173	No

43	GOM_NL__2PRFIN20110309_023751_000000553100_00176_47173_4629.N1	09-MAR-2011 02:37:51	Straylight	54.500	123	lot Cen	2.7500	10200.	109	47173	No
44	GOM_NL__2PRFIN20110309_024455_000000563100_00176_47173_4630.N1	09-MAR-2011 02:44:55	Straylight	55.500	171	2Eps Crv	3.0010	4250.0	111	47173	No
45	GOM_NL__2PRFIN20110309_025622_000000413100_00176_47173_4631.N1	09-MAR-2011 02:56:22	Bright	40.500	22	32Alp Leo	1.3600	15200.	81	47173	No
46	GOM_NL__2PRFIN20110309_025845_000000423100_00176_47173_4632.N1	09-MAR-2011 02:58:45	Bright	41.500	51	41Gam1Leo	2.0100	4500.0	83	47173	No
47	GOM_NL__2PRFIN20110309_030659_000000433100_00176_47173_4633.N1	09-MAR-2011 03:06:59	Bright	42.500	174	52Psi UMa	3.0040	4400.0	85	47173	No
48	GOM_NL__2PRFIN20110309_031000_000000383100_00176_47173_4634.N1	09-MAR-2011 03:10:00	Bright	37.500	82	48Bet UMa	2.3650	10600.	75	47173	No
49	GOM_NL__2PRFIN20110309_031126_000000413100_00176_47173_4635.N1	09-MAR-2011 03:11:26	Bright	41.000	36	50Alp UMa	1.8000	6300.0	82	47173	No
50	GOM_NL__2PRFIN20110309_031343_000000423100_00176_47173_4636.N1	09-MAR-2011 03:13:43	Bright	42.000	32	77Eps UMa	1.7630	11000.	84	47173	No
51	GOM_NL__2PRFIN20110309_031836_000000393100_00176_47173_4637.N1	09-MAR-2011 03:18:36	Bright	39.000	60	7Bet UMi	2.0810	3950.0	78	47173	No
52	GOM_NL__2PRFIN20110309_032259_000000473100_00176_47173_4638.N1	09-MAR-2011 03:22:59	Bright	47.000	119	14Eta Dra	2.7270	4700.0	94	47173	No
53	GOM_NL__2PRFIN20110309_032830_000000503100_00176_47173_4639.N1	09-MAR-2011 03:28:30	Bright	49.500	69	33Gam Dra	2.2310	3800.0	99	47173	No
54	GOM_NL__2PRFIN20110309_033120_000000483100_00176_47173_4640.N1	09-MAR-2011 03:31:20	Bright	48.000	144	18Del Cyg	2.8600	11000.	96	47173	No
55	GOM_NL__2PRFIN20110309_033240_000000363100_00176_47173_4641.N1	09-MAR-2011 03:32:40	Bright	36.000	66	37Gam Cyg	2.2080	5900.0	72	47173	No
56	GOM_NL__2PRFIN20110309_034143_000000493100_00176_47173_4642.N1	09-MAR-2011 03:41:43	Bright	49.000	168	17Zet Aql	2.9860	11000.	98	47173	No
57	GOM_NL__2PRFIN20110309_035345_000000433100_00176_47173_4643.N1	09-MAR-2011 03:53:45	Dark	43.000	57	34Sig Sgr	2.0660	26000.	86	47173	No
58	GOM_NL__2PRFIN20110309_035703_000000493100_00176_47173_4644.N1	09-MAR-2011 03:57:03	Dark	48.500	38	20Eps Sgr	1.8360	11000.	97	47173	No
59	GOM_NL__2PRFIN20110309_040007_000000473100_00176_47173_4645.N1	09-MAR-2011 04:00:07	Dark	46.500	85	Kap Sco	2.4070	28000.	93	47173	No
60	GOM_NL__2PRFIN20110309_040323_000000413100_00177_47174_4633.N1	09-MAR-2011 04:03:23	Dark	40.500	141	Bet Ara	2.8400	4600.0	81	47174	No
61	GOM_NL__2PRFIN20110309_040715_000000403100_00177_47174_4634.N1	09-MAR-2011 04:07:15	Dark	39.500	134	Bet TrA	2.8100	6600.0	79	47174	No
62	GOM_NL__2PRFIN20110309_040956_000000463100_00177_47174_4635.N1	09-MAR-2011 04:09:56	Dark	46.000	4	Alp1Cen	-0.010000	5800.0	92	47174	No
63	GOM_NL__2PRFIN20110309_041112_000000523100_00177_47174_4636.N1	09-MAR-2011 04:11:12	Dark	52.000	10	Bet Cen	0.61000	28000.	104	47174	No
64	GOM_NL__2PRFIN20110309_041310_000000433100_00177_47174_4637.N1	09-MAR-2011 04:13:10	Dark	43.000	77	Eps Cen	2.3030	28000.	86	47174	No
65	GOM_NL__2PRFIN20110309_041435_000000563100_00177_47174_4638.N1	09-MAR-2011 04:14:35	Dark	56.000	26	Gam Cru	1.6240	2900.0	112	47174	No
66	GOM_NL__2PRFIN20110309_041611_000000433100_00177_47174_4639.N1	09-MAR-2011 04:16:11	Straylight	43.000	64	Gam Cen	2.2000	10600.	86	47174	No
67	GOM_NL__2PRFIN20110309_041806_000000543100_00177_47174_4640.N1	09-MAR-2011 04:18:06	Straylight	54.000	123	lot Cen	2.7500	10200.	108	47174	No
68	GOM_NL__2PRFIN20110309_042510_000000563100_00177_47174_4641.N1	09-MAR-2011 04:25:10	Straylight	55.500	171	2Eps Crv	3.0010	4250.0	111	47174	No
69	GOM_NL__2PRFIN20110309_043636_000000413100_00177_47174_4642.N1	09-MAR-2011 04:36:36	Bright	40.500	22	32Alp Leo	1.3600	15200.	81	47174	No
70	GOM_NL__2PRFIN20110309_043859_000000413100_00177_47174_4643.N1	09-MAR-2011 04:38:59	Bright	41.000	51	41Gam1Leo	2.0100	4500.0	82	47174	No
71	GOM_NL__2PRFIN20110309_044712_000000423100_00177_47174_4644.N1	09-MAR-2011 04:47:12	Bright	42.000	174	52Psi UMa	3.0040	4400.0	84	47174	No
72	GOM_NL__2PRFIN20110309_045014_000000403100_00177_47174_4645.N1	09-MAR-2011 04:50:14	Bright	40.000	82	48Bet UMa	2.3650	10600.	80	47174	No
73	GOM_NL__2PRFIN20110309_045140_000000413100_00177_47174_4646.N1	09-MAR-2011 04:51:40	Bright	40.500	36	50Alp UMa	1.8000	6300.0	81	47174	No
74	GOM_NL__2PRFIN20110309_045357_000000453100_00177_47174_4647.N1	09-MAR-2011 04:53:57	Bright	45.000	32	77Eps UMa	1.7630	11000.	90	47174	No
75	GOM_NL__2PRFIN20110309_045850_000000413100_00177_47174_4648.N1	09-MAR-2011 04:58:50	Bright	41.000	60	7Bet UMi	2.0810	3950.0	82	47174	No
76	GOM_NL__2PRFIN20110309_050313_000000473100_00177_47174_4649.N1	09-MAR-2011 05:03:13	Bright	47.000	119	14Eta Dra	2.7270	4700.0	94	47174	No
77	GOM_NL__2PRFIN20110309_050844_000000493100_00177_47174_4650.N1	09-MAR-2011 05:08:44	Bright	49.000	69	33Gam Dra	2.2310	3800.0	98	47174	No
78	GOM_NL__2PRFIN20110309_051135_000000563100_00177_47174_4651.N1	09-MAR-2011 05:11:35	Bright	56.000	144	18Del Cyg	2.8600	11000.	112	47174	No
79	GOM_NL__2PRFIN20110309_051254_000000373100_00177_47174_4652.N1	09-MAR-2011 05:12:54	Bright	37.000	66	37Gam Cyg	2.2080	5900.0	74	47174	No
80	GOM_NL__2PRFIN20110309_052158_000000483100_00177_47174_4653.N1	09-MAR-2011 05:21:58	Bright	47.500	168	17Zet Aql	2.9860	11000.	95	47174	No
81	GOM_NL__2PRFIN20110309_053204_000000483100_00177_47174_4654.N1	09-MAR-2011 05:32:04	Dark	47.500	155	41Pi Sgr	2.9000	6600.0	95	47174	No
82	GOM_NL__2PRFIN20110309_053400_000000463100_00177_47174_4655.N1	09-MAR-2011 05:34:00	Dark	45.500	57	34Sig Sgr	2.0660	26000.	91	47174	No
83	GOM_NL__2PRFIN20110309_053718_000000463100_00177_47174_4656.N1	09-MAR-2011 05:37:18	Dark	46.000	38	20Eps Sgr	1.8360	11000.	92	47174	No
84	GOM_NL__2PRFIN20110309_054022_000000453100_00177_47174_4657.N1	09-MAR-2011 05:40:22	Dark	44.500	85	Kap Sco	2.4070	28000.	89	47174	No
85	GOM_NL__2PRFIN20110309_054338_000000423100_00178_47175_4692.N1	09-MAR-2011 05:43:38	Dark	41.500	141	Bet Ara	2.8400	4600.0	83	47175	No
86	GOM_NL__2PRFIN20110309_054729_000000403100_00178_47175_4693.N1	09-MAR-2011 05:47:29	Dark	40.000	134	Bet TrA	2.8100	6600.0	80	47175	No
87	GOM_NL__2PRFIN20110309_055010_000000503100_00178_47175_4694.N1	09-MAR-2011 05:50:10	Dark	49.500	4	Alp1Cen	-0.010000	5800.0	99	47175	No
88	GOM_NL__2PRFIN20110309_055127_000000473100_00178_47175_4695.N1	09-MAR-2011 05:51:27	Dark	46.500	10	Bet Cen	0.61000	28000.	93	47175	No
89	GOM_NL__2PRFIN20110309_055324_000000433100_00178_47175_4696.N1	09-MAR-2011 05:53:24	Dark	42.500	77	Eps Cen	2.3030	28000.	85	47175	No
90	GOM_NL__2PRFIN20110309_055450_000000563100_00178_47175_4697.N1	09-MAR-2011 05:54:50	Dark	56.000	26	Gam Cru	1.6240	2900.0	112	47175	No
91	GOM_NL__2PRFIN20110309_055626_000000483100_00178_47175_4698.N1	09-MAR-2011 05:56:26	Straylight	47.500	64	Gam Cen	2.2000	10600.	95	47175	No
92	GOM_NL__2PRFIN20110309_055821_000000513100_00178_47175_4699.N1	09-MAR-2011 05:58:21	Straylight	50.500	123	lot Cen	2.7500	10200.	101	47175	No
93	GOM_NL__2PRFIN20110309_060524_000000583100_00178_47175_4700.N1	09-MAR-2011 06:05:24	Straylight	57.500	171	2Eps Crv	3.0010	4250.0	115	47175	No
94	GOM_NL__2PRFIN20110309_061651_000000413100_00178_47175_4701.N1	09-MAR-2011 06:16:51	Bright	40.500	22	32Alp Leo	1.3600	15200.	81	47175	No
95	GOM_NL__2PRFIN20110309_061913_000000393100_00178_47175_4702.N1	09-MAR-2011 06:19:13	Bright	39.000	51	41Gam1Leo	2.0100	4500.0	78	47175	No
96	GOM_NL__2PRFIN20110309_062726_000000413100_00178_47175_4703.N1	09-MAR-2011 06:27:26	Bright	40.500	174	52Psi UMa	3.0040	4400.0	81	47175	No
97	GOM_NL__2PRFIN20110309_063028_000000393100_00178_47175_4704.N1	09-MAR-2011 06:30:28	Bright	39.000	82	48Bet UMa	2.3650	10600.	78	47175	No
98	GOM_NL__2PRFIN20110309_063154_000000393100_00178_47175_4705.N1	09-MAR-2011 06:31:54	Bright	38.500	36	50Alp UMa	1.8000	6300.0	77	47175	No
99	GOM_NL__2PRFIN20110309_063410_000000453100_00178_47175_4706.N1	09-MAR-2011 06:34:10	Bright	45.000	32	77Eps UMa	1.7630	11000.	90	47175	No
100	GOM_NL__2PRFIN20110309_063904_000000413100_00178_47175_4707.N1	09-MAR-2011 06:39:04	Bright	41.000	60	7Bet UMi	2.0810	3950.0	82	47175	No
101	GOM_NL__2PRFIN20110309_064326_000000483100_00178_47175_4708.N1	09-MAR-2011 06:43:26	Bright	47.500	119	14Eta Dra	2.7270	4700.0	95	47175	No

102	GOM_NL__2PRFIN20110309_064858_000000493100_00178_47175_4709.N1	09-MAR-2011 06:48:58	Bright	48.500	69	33Gam Dra	2.2310	3800.0	97	47175	No
103	GOM_NL__2PRFIN20110309_065149_000000383100_00178_47175_4710.N1	09-MAR-2011 06:51:49	Bright	37.500	144	18Del Cyg	2.8600	11000.	75	47175	No
104	GOM_NL__2PRFIN20110309_065308_000000373100_00178_47175_4711.N1	09-MAR-2011 06:53:08	Bright	36.500	66	37Gam Cyg	2.2080	5900.0	73	47175	No
105	GOM_NL__2PRFIN20110309_070212_000000513100_00178_47175_4712.N1	09-MAR-2011 07:02:12	Bright	50.500	168	17Zet Aql	2.9860	11000.	101	47175	No
106	GOM_NL__2PRFIN20110309_071218_000000473100_00178_47175_4713.N1	09-MAR-2011 07:12:18	Dark	46.500	155	41Pi Sgr	2.9000	6600.0	93	47175	No
107	GOM_NL__2PRFIN20110309_071414_000000443100_00178_47175_4714.N1	09-MAR-2011 07:14:14	Dark	43.500	57	34Sig Sgr	2.0660	26000.	87	47175	No
108	GOM_NL__2PRFIN20110309_071733_000000443100_00178_47175_4715.N1	09-MAR-2011 07:17:33	Dark	44.000	38	20Eps Sgr	1.8360	11000.	88	47175	No
109	GOM_NL__2PRFIN20110309_072037_000000463100_00178_47175_4716.N1	09-MAR-2011 07:20:37	Dark	45.500	85	Kap Sco	2.4070	28000.	91	47175	No
110	GOM_NL__2PRFIN20110309_072744_000000393100_00179_47176_4710.N1	09-MAR-2011 07:27:44	Dark	38.500	134	Bet TrA	2.8100	6600.0	77	47176	No
111	GOM_NL__2PRFIN20110309_073025_000000543100_00179_47176_4711.N1	09-MAR-2011 07:30:25	Dark	54.000	4	Alp1Cen	-0.010000	5800.0	108	47176	No
112	GOM_NL__2PRFIN20110309_073141_000000473100_00179_47176_4712.N1	09-MAR-2011 07:31:41	Dark	47.000	10	Bet Cen	0.61000	28000.	94	47176	No
113	GOM_NL__2PRFIN20110309_073339_000000433100_00179_47176_4713.N1	09-MAR-2011 07:33:39	Dark	43.000	77	Eps Cen	2.3030	28000.	86	47176	No
114	GOM_NL__2PRFIN20110309_073504_000000503100_00179_47176_4714.N1	09-MAR-2011 07:35:04	Dark	50.000	26	Gam Cru	1.6240	2900.0	100	47176	No
115	GOM_NL__2PRFIN20110309_073641_000000453100_00179_47176_4715.N1	09-MAR-2011 07:36:41	Straylight	45.000	64	Gam Cen	2.2000	10600.	90	47176	No
116	GOM_NL__2PRFIN20110309_073836_000000523100_00179_47176_4716.N1	09-MAR-2011 07:38:36	Straylight	52.000	123	Iot Cen	2.7500	10200.	104	47176	No
117	GOM_NL__2PRFIN20110309_074538_000000563100_00179_47176_4717.N1	09-MAR-2011 07:45:38	Straylight	55.500	171	2Eps Crv	3.0010	4250.0	111	47176	No
118	GOM_NL__2PRFIN20110309_075705_000000403100_00179_47176_4718.N1	09-MAR-2011 07:57:05	Bright	39.500	22	32Alp Leo	1.3600	15200.	79	47176	No
119	GOM_NL__2PRFIN20110309_075927_000000423100_00179_47176_4719.N1	09-MAR-2011 07:59:27	Bright	41.500	51	41Gam1Leo	2.0100	4500.0	83	47176	No
120	GOM_NL__2PRFIN20110309_080740_000000433100_00179_47176_4720.N1	09-MAR-2011 08:07:40	Bright	43.000	174	52Psi UMa	3.0040	4400.0	86	47176	No
121	GOM_NL__2PRFIN20110309_081041_000000383100_00179_47176_4721.N1	09-MAR-2011 08:10:41	Bright	38.000	82	48Bet UMa	2.3650	10600.	76	47176	No
122	GOM_NL__2PRFIN20110309_081208_000000573100_00179_47176_4722.N1	09-MAR-2011 08:12:08	Bright	57.000	36	50Alp UMa	1.8000	6300.0	114	47176	No
123	GOM_NL__2PRFIN20110309_081424_000000473100_00179_47176_4723.N1	09-MAR-2011 08:14:24	Bright	47.000	32	77Eps UMa	1.7630	11000.	94	47176	No
124	GOM_NL__2PRFIN20110309_081917_000000383100_00179_47176_4724.N1	09-MAR-2011 08:19:17	Bright	38.000	60	7Bet UMi	2.0810	3950.0	76	47176	No
125	GOM_NL__2PRFIN20110309_082340_000000473100_00179_47176_4725.N1	09-MAR-2011 08:23:40	Bright	46.500	119	14Eta Dra	2.7270	4700.0	93	47176	No
126	GOM_NL__2PRFIN20110309_082912_000000483100_00179_47176_4726.N1	09-MAR-2011 08:29:12	Bright	47.500	69	33Gam Dra	2.2310	3800.0	95	47176	No
127	GOM_NL__2PRFIN20110309_083203_000000383100_00179_47176_4727.N1	09-MAR-2011 08:32:03	Bright	38.000	144	18Del Cyg	2.8600	11000.	76	47176	No
128	GOM_NL__2PRFIN20110309_083322_000000373100_00179_47176_4728.N1	09-MAR-2011 08:33:22	Bright	36.500	66	37Gam Cyg	2.2080	5900.0	73	47176	No
129	GOM_NL__2PRFIN20110309_084227_000000473100_00179_47176_4729.N1	09-MAR-2011 08:42:27	Bright	47.000	168	17Zet Aql	2.9860	11000.	94	47176	No
130	GOM_NL__2PRFIN20110309_085233_000000443100_00179_47176_4730.N1	09-MAR-2011 08:52:33	Dark	43.500	155	41Pi Sgr	2.9000	6600.0	87	47176	No
131	GOM_NL__2PRFIN20110309_085429_000000483100_00179_47176_4731.N1	09-MAR-2011 08:54:29	Dark	48.000	57	34Sig Sgr	2.0660	26000.	96	47176	No
132	GOM_NL__2PRFIN20110309_085747_000000453100_00179_47176_4732.N1	09-MAR-2011 08:57:47	Dark	45.000	38	20Eps Sgr	1.8360	11000.	90	47176	No
133	GOM_NL__2PRFIN20110309_090105_000000523100_00179_47176_4733.N1	09-MAR-2011 09:01:05	Dark	51.500	25	35Lam Sco	1.6200	28000.	103	47176	No
134	GOM_NL__2PRFIN20110309_090304_000000433100_00180_47177_4735.N1	09-MAR-2011 09:03:04	Dark	43.000	147	Alp Ara	2.8770	26000.	86	47177	No
135	GOM_NL__2PRFIN20110309_090758_000000413100_00180_47177_4736.N1	09-MAR-2011 09:07:58	Dark	40.500	134	Bet TrA	2.8100	6600.0	81	47177	No
136	GOM_NL__2PRFIN20110309_091040_000000473100_00180_47177_4737.N1	09-MAR-2011 09:10:40	Dark	47.000	4	Alp1Cen	-0.010000	5800.0	94	47177	No
137	GOM_NL__2PRFIN20110309_091156_000000543100_00180_47177_4738.N1	09-MAR-2011 09:11:56	Dark	53.500	10	Bet Cen	0.61000	28000.	107	47177	No
138	GOM_NL__2PRFIN20110309_091354_000000453100_00180_47177_4739.N1	09-MAR-2011 09:13:54	Dark	44.500	77	Eps Cen	2.3030	28000.	89	47177	No
139	GOM_NL__2PRFIN20110309_091519_000000473100_00180_47177_4740.N1	09-MAR-2011 09:15:19	Dark	47.000	26	Gam Cru	1.6240	2900.0	94	47177	No
140	GOM_NL__2PRFIN20110309_091655_000000473100_00180_47177_4741.N1	09-MAR-2011 09:16:55	Straylight	47.000	64	Gam Cen	2.2000	10600.	94	47177	No
141	GOM_NL__2PRFIN20110309_091850_000000543100_00180_47177_4742.N1	09-MAR-2011 09:18:50	Straylight	53.500	123	Iot Cen	2.7500	10200.	107	47177	No
142	GOM_NL__2PRFIN20110309_092553_000000563100_00180_47177_4743.N1	09-MAR-2011 09:25:53	Straylight	55.500	171	2Eps Crv	3.0010	4250.0	111	47177	No
143	GOM_NL__2PRFIN20110309_093718_000000513100_00180_47177_4744.N1	09-MAR-2011 09:37:18	Bright	51.000	22	32Alp Leo	1.3600	15200.	102	47177	No
144	GOM_NL__2PRFIN20110309_093941_000000413100_00180_47177_4745.N1	09-MAR-2011 09:39:41	Bright	41.000	51	41Gam1Leo	2.0100	4500.0	82	47177	No
145	GOM_NL__2PRFIN20110309_094753_000000413100_00180_47177_4746.N1	09-MAR-2011 09:47:53	Bright	40.500	174	52Psi UMa	3.0040	4400.0	81	47177	No
146	GOM_NL__2PRFIN20110309_095055_000000393100_00180_47177_4747.N1	09-MAR-2011 09:50:55	Bright	38.500	82	48Bet UMa	2.3650	10600.	77	47177	No
147	GOM_NL__2PRFIN20110309_095221_000000383100_00180_47177_4748.N1	09-MAR-2011 09:52:21	Bright	38.000	36	50Alp UMa	1.8000	6300.0	76	47177	No
148	GOM_NL__2PRFIN20110309_095436_000000483100_00180_47177_4749.N1	09-MAR-2011 09:54:36	Bright	48.000	32	77Eps UMa	1.7630	11000.	96	47177	No
149	GOM_NL__2PRFIN20110309_095931_000000433100_00180_47177_4750.N1	09-MAR-2011 09:59:31	Bright	42.500	60	7Bet UMi	2.0810	3950.0	85	47177	No
150	GOM_NL__2PRFIN20110309_100353_000000473100_00180_47177_4751.N1	09-MAR-2011 10:03:53	Bright	47.000	119	14Eta Dra	2.7270	4700.0	94	47177	No
151	GOM_NL__2PRFIN20110309_100925_000000493100_00180_47177_4752.N1	09-MAR-2011 10:09:25	Bright	49.000	69	33Gam Dra	2.2310	3800.0	98	47177	No
152	GOM_NL__2PRFIN20110309_101217_000000373100_00180_47177_4753.N1	09-MAR-2011 10:12:17	Bright	37.000	144	18Del Cyg	2.8600	11000.	74	47177	No
153	GOM_NL__2PRFIN20110309_101336_000000353100_00180_47177_4754.N1	09-MAR-2011 10:13:36	Bright	35.000	66	37Gam Cyg	2.2080	5900.0	70	47177	No
154	GOM_NL__2PRFIN20110309_102241_000000493100_00180_47177_4755.N1	09-MAR-2011 10:22:41	Bright	49.000	168	17Zet Aql	2.9860	11000.	98	47177	No
155	GOM_NL__2PRFIN20110309_103248_000000473100_00180_47177_4756.N1	09-MAR-2011 10:32:48	Dark	47.000	155	41Pi Sgr	2.9000	6600.0	94	47177	No
156	GOM_NL__2PRFIN20110309_103444_000000463100_00180_47177_4757.N1	09-MAR-2011 10:34:44	Dark	45.500	57	34Sig Sgr	2.0660	26000.	91	47177	No
157	GOM_NL__2PRFIN20110309_103802_000000473100_00180_47177_4758.N1	09-MAR-2011 10:38:02	Dark	46.500	38	20Eps Sgr	1.8360	11000.	93	47177	No
158	GOM_NL__2PRFIN20110309_104120_000000523100_00180_47177_4759.N1	09-MAR-2011 10:41:20	Dark	52.000	25	35Lam Sco	1.6200	28000.	104	47177	No
159	GOM_NL__2PRFIN20110309_104319_000000433100_00181_47178_4765.N1	09-MAR-2011 10:43:19	Dark	43.000	147	Alp Ara	2.8770	26000.	86	47178	No
160	GOM_NL__2PRFIN20110309_104813_000000413100_00181_47178_4766.N1	09-MAR-2011 10:48:13	Dark	41.000	134	Bet TrA	2.8100	6600.0	82	47178	No

161	GOM_NL__2PRFIN20110309_105054_000000493100_00181_47178_4767.N1	09-MAR-2011 10:50:54	Dark	49.000	4	Alp1Cen	-0.010000	5800.0	98	47178	No
162	GOM_NL__2PRFIN20110309_105210_000000423100_00181_47178_4768.N1	09-MAR-2011 10:52:10	Dark	42.000	10	Bet Cen	0.61000	28000.	84	47178	No
163	GOM_NL__2PRFIN20110309_105408_000000453100_00181_47178_4769.N1	09-MAR-2011 10:54:08	Dark	45.000	77	Eps Cen	2.3030	28000.	90	47178	No
164	GOM_NL__2PRFIN20110309_105533_000000493100_00181_47178_4770.N1	09-MAR-2011 10:55:33	Dark	49.000	26	Gam Cru	1.6240	2900.0	98	47178	No
165	GOM_NL__2PRFIN20110309_105709_000000433100_00181_47178_4771.N1	09-MAR-2011 10:57:09	Straylight	42.500	64	Gam Cen	2.2000	10600.	85	47178	No
166	GOM_NL__2PRFIN20110309_105905_000000553100_00181_47178_4772.N1	09-MAR-2011 10:59:05	Straylight	55.000	123	lot Cen	2.7500	10200.	110	47178	No
167	GOM_NL__2PRFIN20110309_110607_000000533100_00181_47178_4773.N1	09-MAR-2011 11:06:07	Straylight	53.000	171	2Eps Crv	3.0010	4250.0	106	47178	No
168	GOM_NL__2PRFIN20110309_111732_000000393100_00181_47178_4774.N1	09-MAR-2011 11:17:32	Bright	39.000	22	32Alp Leo	1.3600	15200.	78	47178	No
169	GOM_NL__2PRFIN20110309_111955_000000413100_00181_47178_4775.N1	09-MAR-2011 11:19:55	Bright	40.500	51	41Gam1Leo	2.0100	4500.0	81	47178	No
170	GOM_NL__2PRFIN20110309_112806_000000423100_00181_47178_4776.N1	09-MAR-2011 11:28:06	Bright	41.500	174	52Psi UMa	3.0040	4400.0	83	47178	No
171	GOM_NL__2PRFIN20110309_113108_000000403100_00181_47178_4777.N1	09-MAR-2011 11:31:08	Bright	40.000	82	48Bet UMa	2.3650	10600.	80	47178	No
172	GOM_NL__2PRFIN20110309_113235_000000403100_00181_47178_4778.N1	09-MAR-2011 11:32:35	Bright	39.500	36	50Alp UMa	1.8000	6300.0	79	47178	No
173	GOM_NL__2PRFIN20110309_113450_000000483100_00181_47178_4779.N1	09-MAR-2011 11:34:50	Bright	48.000	32	77Eps UMa	1.7630	11000.	96	47178	No
174	GOM_NL__2PRFIN20110309_113944_000000373100_00181_47178_4780.N1	09-MAR-2011 11:39:44	Bright	37.000	60	7Bet UMi	2.0810	3950.0	74	47178	No
175	GOM_NL__2PRFIN20110309_114406_000000463100_00181_47178_4781.N1	09-MAR-2011 11:44:06	Bright	45.500	119	14Eta Dra	2.7270	4700.0	91	47178	No
176	GOM_NL__2PRFIN20110309_114939_000000493100_00181_47178_4782.N1	09-MAR-2011 11:49:39	Bright	49.000	69	33Gam Dra	2.2310	3800.0	98	47178	No
177	GOM_NL__2PRFIN20110309_115231_000000373100_00181_47178_4783.N1	09-MAR-2011 11:52:31	Bright	37.000	144	18Del Cyg	2.8600	11000.	74	47178	No
178	GOM_NL__2PRFIN20110309_115350_000000353100_00181_47178_4784.N1	09-MAR-2011 11:53:50	Bright	34.500	66	37Gam Cyg	2.2080	5900.0	69	47178	No
179	GOM_NL__2PRFIN20110309_120256_000000473100_00181_47178_4785.N1	09-MAR-2011 12:02:56	Tw_i_and_stray	46.500	168	17Zet Aql	2.9860	11000.	93	47178	No
180	GOM_NL__2PRFIN20110309_121302_000000453100_00181_47178_4786.N1	09-MAR-2011 12:13:02	Dark	45.000	155	41Pi Sgr	2.9000	6600.0	90	47178	No
181	GOM_NL__2PRFIN20110309_121458_000000483100_00181_47178_4787.N1	09-MAR-2011 12:14:58	Dark	48.000	57	34Sig Sgr	2.0660	26000.	96	47178	No
182	GOM_NL__2PRFIN20110309_121817_000000463100_00181_47178_4788.N1	09-MAR-2011 12:18:17	Dark	45.500	38	20Eps Sgr	1.8360	11000.	91	47178	No
183	GOM_NL__2PRFIN20110309_122135_000000503100_00181_47178_4789.N1	09-MAR-2011 12:21:35	Dark	49.500	25	35Lam Sco	1.6200	28000.	99	47178	No
184	GOM_NL__2PRFIN20110309_122334_000000433100_00182_47179_4810.N1	09-MAR-2011 12:23:34	Dark	43.000	147	Alp Ara	2.8770	26000.	86	47179	No
185	GOM_NL__2PRFIN20110309_122827_000000393100_00182_47179_4811.N1	09-MAR-2011 12:28:27	Dark	38.500	134	Bet TrA	2.8100	6600.0	77	47179	No
186	GOM_NL__2PRFIN20110309_123108_000000443100_00182_47179_4812.N1	09-MAR-2011 12:31:08	Dark	43.500	4	Alp1Cen	-0.010000	5800.0	87	47179	No
187	GOM_NL__2PRFIN20110309_123225_000000423100_00182_47179_4813.N1	09-MAR-2011 12:32:25	Dark	42.000	10	Bet Cen	0.61000	28000.	84	47179	No
188	GOM_NL__2PRFIN20110309_123423_000000433100_00182_47179_4814.N1	09-MAR-2011 12:34:23	Dark	43.000	77	Eps Cen	2.3030	28000.	86	47179	No
189	GOM_NL__2PRFIN20110309_123547_000000503100_00182_47179_4815.N1	09-MAR-2011 12:35:47	Dark	50.000	26	Gam Cru	1.6240	2900.0	100	47179	No
190	GOM_NL__2PRFIN20110309_123724_000000443100_00182_47179_4816.N1	09-MAR-2011 12:37:24	Straylight	44.000	64	Gam Cen	2.2000	10600.	88	47179	No
191	GOM_NL__2PRFIN20110309_123920_000000523100_00182_47179_4817.N1	09-MAR-2011 12:39:20	Straylight	52.000	123	lot Cen	2.7500	10200.	104	47179	No
192	GOM_NL__2PRFIN20110309_124621_000000513100_00182_47179_4818.N1	09-MAR-2011 12:46:21	Straylight	51.000	171	2Eps Crv	3.0010	4250.0	102	47179	No
193	GOM_NL__2PRFIN20110309_125746_000000403100_00182_47179_4819.N1	09-MAR-2011 12:57:46	Bright	40.000	22	32Alp Leo	1.3600	15200.	80	47179	No
194	GOM_NL__2PRFIN20110309_130008_000000403100_00182_47179_4820.N1	09-MAR-2011 13:00:08	Bright	39.500	51	41Gam1Leo	2.0100	4500.0	79	47179	No
195	GOM_NL__2PRFIN20110309_130820_000000503100_00182_47179_4821.N1	09-MAR-2011 13:08:20	Bright	50.000	174	52Psi UMa	3.0040	4400.0	100	47179	No
196	GOM_NL__2PRFIN20110309_131122_000000403100_00182_47179_4822.N1	09-MAR-2011 13:11:22	Bright	40.000	82	48Bet UMa	2.3650	10600.	80	47179	No
197	GOM_NL__2PRFIN20110309_131248_000000403100_00182_47179_4823.N1	09-MAR-2011 13:12:48	Bright	39.500	36	50Alp UMa	1.8000	6300.0	79	47179	No
198	GOM_NL__2PRFIN20110309_131503_000000473100_00182_47179_4824.N1	09-MAR-2011 13:15:03	Bright	47.000	32	77Eps UMa	1.7630	11000.	94	47179	No
199	GOM_NL__2PRFIN20110309_131958_000000383100_00182_47179_4825.N1	09-MAR-2011 13:19:58	Bright	38.000	60	7Bet UMi	2.0810	3950.0	76	47179	No
200	GOM_NL__2PRFIN20110309_132420_000000473100_00182_47179_4826.N1	09-MAR-2011 13:24:20	Bright	47.000	119	14Eta Dra	2.7270	4700.0	94	47179	No
201	GOM_NL__2PRFIN20110309_132953_000000493100_00182_47179_4827.N1	09-MAR-2011 13:29:53	Bright	48.500	69	33Gam Dra	2.2310	3800.0	97	47179	No
202	GOM_NL__2PRFIN20110309_133245_000000513100_00182_47179_4828.N1	09-MAR-2011 13:32:45	Bright	50.500	144	18Del Cyg	2.8600	11000.	101	47179	No
203	GOM_NL__2PRFIN20110309_133404_000000363100_00182_47179_4829.N1	09-MAR-2011 13:34:04	Bright	36.000	66	37Gam Cyg	2.2080	5900.0	72	47179	No
204	GOM_NL__2PRFIN20110309_134310_000000483100_00182_47179_4830.N1	09-MAR-2011 13:43:10	Tw_i_and_stray	47.500	168	17Zet Aql	2.9860	11000.	95	47179	No
205	GOM_NL__2PRFIN20110309_135317_000000473100_00182_47179_4831.N1	09-MAR-2011 13:53:17	Dark	47.000	155	41Pi Sgr	2.9000	6600.0	94	47179	No
206	GOM_NL__2PRFIN20110309_135513_000000443100_00182_47179_4832.N1	09-MAR-2011 13:55:13	Dark	44.000	57	34Sig Sgr	2.0660	26000.	88	47179	No
207	GOM_NL__2PRFIN20110309_135832_000000543100_00182_47179_4833.N1	09-MAR-2011 13:58:32	Dark	54.000	38	20Eps Sgr	1.8360	11000.	108	47179	No
208	GOM_NL__2PRFIN20110309_140150_000000513100_00182_47179_4834.N1	09-MAR-2011 14:01:50	Dark	51.000	25	35Lam Sco	1.6200	28000.	102	47179	No
209	GOM_NL__2PRFIN20110309_140348_000000433100_00183_47180_4890.N1	09-MAR-2011 14:03:48	Dark	42.500	147	Alp Ara	2.8770	26000.	85	47180	No
210	GOM_NL__2PRFIN20110309_140842_000000413100_00183_47180_4891.N1	09-MAR-2011 14:08:42	Dark	40.500	134	Bet TrA	2.8100	6600.0	81	47180	No
211	GOM_NL__2PRFIN20110309_141123_000000433100_00183_47180_4892.N1	09-MAR-2011 14:11:23	Dark	43.000	4	Alp1Cen	-0.010000	5800.0	86	47180	No
212	GOM_NL__2PRFIN20110309_141239_000000443100_00183_47180_4893.N1	09-MAR-2011 14:12:39	Dark	43.500	10	Bet Cen	0.61000	28000.	87	47180	No
213	GOM_NL__2PRFIN20110309_141437_000000433100_00183_47180_4894.N1	09-MAR-2011 14:14:37	Dark	43.000	77	Eps Cen	2.3030	28000.	86	47180	No
214	GOM_NL__2PRFIN20110309_141602_000000523100_00183_47180_4895.N1	09-MAR-2011 14:16:02	Dark	51.500	26	Gam Cru	1.6240	2900.0	103	47180	No
215	GOM_NL__2PRFIN20110309_141738_000000453100_00183_47180_4896.N1	09-MAR-2011 14:17:38	Straylight	44.500	64	Gam Cen	2.2000	10600.	89	47180	No
216	GOM_NL__2PRFIN20110309_141935_000000533100_00183_47180_4897.N1	09-MAR-2011 14:19:35	Straylight	53.000	123	lot Cen	2.7500	10200.	106	47180	No
217	GOM_NL__2PRFIN20110309_142635_000000563100_00183_47180_4898.N1	09-MAR-2011 14:26:35	Straylight	55.500	171	2Eps Crv	3.0010	4250.0	111	47180	No
218	GOM_NL__2PRFIN20110309_143800_000000413100_00183_47180_4899.N1	09-MAR-2011 14:38:00	Bright	41.000	22	32Alp Leo	1.3600	15200.	82	47180	No
219	GOM_NL__2PRFIN20110309_144022_000000413100_00183_47180_4900.N1	09-MAR-2011 14:40:22	Bright	40.500	51	41Gam1Leo	2.0100	4500.0	81	47180	No

220	GOM_NL__2PRFIN20110309_144833_000000393100_00183_47180_4901.N1	09-MAR-2011 14:48:33	Bright	39.000	174	52Psi UMa	3.0040	4400.0	78	47180	No
221	GOM_NL__2PRFIN20110309_145136_000000403100_00183_47180_4902.N1	09-MAR-2011 14:51:36	Bright	40.000	82	48Bet UMa	2.3650	10600.	80	47180	No
222	GOM_NL__2PRFIN20110309_145302_000000413100_00183_47180_4903.N1	09-MAR-2011 14:53:02	Bright	41.000	36	50Alp UMa	1.8000	6300.0	82	47180	No
223	GOM_NL__2PRFIN20110309_145516_000000493100_00183_47180_4904.N1	09-MAR-2011 14:55:16	Bright	48.500	32	77Eps UMa	1.7630	11000.	97	47180	No
224	GOM_NL__2PRFIN20110309_150012_000000403100_00183_47180_4905.N1	09-MAR-2011 15:00:12	Bright	40.000	60	7Bet UMi	2.0810	3950.0	80	47180	No
225	GOM_NL__2PRFIN20110309_150434_000000483100_00183_47180_4906.N1	09-MAR-2011 15:04:34	Bright	47.500	119	14Eta Dra	2.7270	4700.0	95	47180	No
226	GOM_NL__2PRFIN20110309_151006_000000493100_00183_47180_4907.N1	09-MAR-2011 15:10:06	Bright	49.000	69	33Gam Dra	2.2310	3800.0	98	47180	No
227	GOM_NL__2PRFIN20110309_151259_000000463100_00183_47180_4908.N1	09-MAR-2011 15:12:59	Bright	45.500	144	18Del Cyg	2.8600	11000.	91	47180	No
228	GOM_NL__2PRFIN20110309_151418_000000383100_00183_47180_4909.N1	09-MAR-2011 15:14:18	Bright	38.000	66	37Gam Cyg	2.2080	5900.0	76	47180	No
229	GOM_NL__2PRFIN20110309_152324_000000483100_00183_47180_4910.N1	09-MAR-2011 15:23:24	Tw_i_and_stray	47.500	168	17Zet Aql	2.9860	11000.	95	47180	No
230	GOM_NL__2PRFIN20110309_153332_000000433100_00183_47180_4911.N1	09-MAR-2011 15:33:32	Dark	42.500	155	41Pi Sgr	2.9000	6600.0	85	47180	No
231	GOM_NL__2PRFIN20110309_153528_000000433100_00183_47180_4912.N1	09-MAR-2011 15:35:28	Dark	42.500	57	34Sig Sgr	2.0660	26000.	85	47180	No
232	GOM_NL__2PRFIN20110309_153846_000000453100_00183_47180_4913.N1	09-MAR-2011 15:38:46	Dark	45.000	38	20Eps Sgr	1.8360	11000.	90	47180	No
233	GOM_NL__2PRFIN20110309_154205_000000493100_00183_47180_4914.N1	09-MAR-2011 15:42:05	Dark	49.000	25	35Lam Sco	1.6200	28000.	98	47180	No
234	GOM_NL__2PRFIN20110309_154403_000000423100_00184_47181_4958.N1	09-MAR-2011 15:44:03	Dark	42.000	147	Alp Ara	2.8770	26000.	84	47181	No
235	GOM_NL__2PRFIN20110309_154856_000000413100_00184_47181_4959.N1	09-MAR-2011 15:48:56	Dark	40.500	134	Bet TrA	2.8100	6600.0	81	47181	No
236	GOM_NL__2PRFIN20110309_155138_000000453100_00184_47181_4960.N1	09-MAR-2011 15:51:38	Dark	44.500	4	Alp1Cen	-0.010000	5800.0	89	47181	No
237	GOM_NL__2PRFIN20110309_155254_000000443100_00184_47181_4961.N1	09-MAR-2011 15:52:54	Dark	43.500	10	Bet Cen	0.61000	28000.	87	47181	No
238	GOM_NL__2PRFIN20110309_155452_000000453100_00184_47181_4962.N1	09-MAR-2011 15:54:52	Dark	45.000	77	Eps Cen	2.3030	28000.	90	47181	No
239	GOM_NL__2PRFIN20110309_155616_000000553100_00184_47181_4963.N1	09-MAR-2011 15:56:16	Dark	55.000	26	Gam Cru	1.6240	2900.0	110	47181	No
240	GOM_NL__2PRFIN20110309_155753_000000413100_00184_47181_4964.N1	09-MAR-2011 15:57:53	Straylight	41.000	64	Gam Cen	2.2000	10600.	82	47181	No
241	GOM_NL__2PRFIN20110309_155949_000000533100_00184_47181_4965.N1	09-MAR-2011 15:59:49	Straylight	53.000	123	lot Cen	2.7500	10200.	106	47181	No
242	GOM_NL__2PRFIN20110309_160650_000000533100_00184_47181_4966.N1	09-MAR-2011 16:06:50	Straylight	53.000	171	2Eps Crv	3.0010	4250.0	106	47181	No
243	GOM_NL__2PRFIN20110309_161814_000000543100_00184_47181_4967.N1	09-MAR-2011 16:18:14	Bright	54.000	22	32Alp Leo	1.3600	15200.	108	47181	No
244	GOM_NL__2PRFIN20110309_162036_000000403100_00184_47181_4968.N1	09-MAR-2011 16:20:36	Bright	40.000	51	41Gam1Leo	2.0100	4500.0	80	47181	No
245	GOM_NL__2PRFIN20110309_162847_000000433100_00184_47181_4969.N1	09-MAR-2011 16:28:47	Bright	42.500	174	52Psi UMa	3.0040	4400.0	85	47181	No
246	GOM_NL__2PRFIN20110309_163149_000000403100_00184_47181_4970.N1	09-MAR-2011 16:31:49	Bright	39.500	82	48Bet UMa	2.3650	10600.	79	47181	No
247	GOM_NL__2PRFIN20110309_163316_000000413100_00184_47181_4971.N1	09-MAR-2011 16:33:16	Bright	40.500	36	50Alp UMa	1.8000	6300.0	81	47181	No
248	GOM_NL__2PRFIN20110309_163529_000000463100_00184_47181_4972.N1	09-MAR-2011 16:35:29	Bright	46.000	32	77Eps UMa	1.7630	11000.	92	47181	No
249	GOM_NL__2PRFIN20110309_164025_000000433100_00184_47181_4973.N1	09-MAR-2011 16:40:25	Bright	42.500	60	7Bet UMi	2.0810	3950.0	85	47181	No
250	GOM_NL__2PRFIN20110309_164447_000000483100_00184_47181_4974.N1	09-MAR-2011 16:44:47	Bright	47.500	119	14Eta Dra	2.7270	4700.0	95	47181	No
251	GOM_NL__2PRFIN20110309_165020_000000493100_00184_47181_4975.N1	09-MAR-2011 16:50:20	Bright	48.500	69	33Gam Dra	2.2310	3800.0	97	47181	No
252	GOM_NL__2PRFIN20110309_165313_000000373100_00184_47181_4976.N1	09-MAR-2011 16:53:13	Bright	36.500	144	18Del Cyg	2.8600	11000.	73	47181	No
253	GOM_NL__2PRFIN20110309_165432_000000353100_00184_47181_4977.N1	09-MAR-2011 16:54:32	Bright	34.500	66	37Gam Cyg	2.2080	5900.0	69	47181	No
254	GOM_NL__2PRFIN20110309_170339_000000503100_00184_47181_4978.N1	09-MAR-2011 17:03:39	Tw_i_and_stray	49.500	168	17Zet Aql	2.9860	11000.	99	47181	No
255	GOM_NL__2PRFIN20110309_171346_000000483100_00184_47181_4979.N1	09-MAR-2011 17:13:46	Dark	48.000	155	41Pi Sgr	2.9000	6600.0	96	47181	No
256	GOM_NL__2PRFIN20110309_171542_000000493100_00184_47181_4980.N1	09-MAR-2011 17:15:42	Dark	49.000	57	34Sig Sgr	2.0660	26000.	98	47181	No
257	GOM_NL__2PRFIN20110309_171901_000000493100_00184_47181_4981.N1	09-MAR-2011 17:19:01	Dark	48.500	38	20Eps Sgr	1.8360	11000.	97	47181	No
258	GOM_NL__2PRFIN20110309_172220_000000553100_00184_47181_4982.N1	09-MAR-2011 17:22:20	Dark	54.500	25	35Lam Sco	1.6200	28000.	109	47181	No
259	GOM_NL__2PRFIN20110309_172418_000000453100_00185_47182_5011.N1	09-MAR-2011 17:24:18	Dark	45.000	147	Alp Ara	2.8770	26000.	90	47182	No
260	GOM_NL__2PRFIN20110309_172911_000000413100_00185_47182_5012.N1	09-MAR-2011 17:29:11	Dark	40.500	134	Bet TrA	2.8100	6600.0	81	47182	No
261	GOM_NL__2PRFIN20110309_173152_000000583100_00185_47182_5013.N1	09-MAR-2011 17:31:52	Dark	57.500	4	Alp1Cen	-0.010000	5800.0	115	47182	No
262	GOM_NL__2PRFIN20110309_173308_000000533100_00185_47182_5014.N1	09-MAR-2011 17:33:08	Dark	52.500	10	Bet Cen	0.61000	28000.	105	47182	No
263	GOM_NL__2PRFIN20110309_173507_000000473100_00185_47182_5015.N1	09-MAR-2011 17:35:07	Dark	47.000	77	Eps Cen	2.3030	28000.	94	47182	No
264	GOM_NL__2PRFIN20110309_173631_000000563100_00185_47182_5016.N1	09-MAR-2011 17:36:31	Dark	56.000	26	Gam Cru	1.6240	2900.0	112	47182	No
265	GOM_NL__2PRFIN20110309_173808_000000493100_00185_47182_5017.N1	09-MAR-2011 17:38:08	Straylight	49.000	64	Gam Cen	2.2000	10600.	98	47182	No
266	GOM_NL__2PRFIN20110309_174004_000000533100_00185_47182_5018.N1	09-MAR-2011 17:40:04	Straylight	53.000	123	lot Cen	2.7500	10200.	106	47182	No
267	GOM_NL__2PRFIN20110309_174704_000000533100_00185_47182_5019.N1	09-MAR-2011 17:47:04	Straylight	53.000	171	2Eps Crv	3.0010	4250.0	106	47182	No
268	GOM_NL__2PRFIN20110309_175828_000000393100_00185_47182_5020.N1	09-MAR-2011 17:58:28	Bright	39.000	22	32Alp Leo	1.3600	15200.	78	47182	No
269	GOM_NL__2PRFIN20110309_180050_000000403100_00185_47182_5021.N1	09-MAR-2011 18:00:50	Bright	40.000	51	41Gam1Leo	2.0100	4500.0	80	47182	No
270	GOM_NL__2PRFIN20110309_180901_000000543100_00185_47182_5022.N1	09-MAR-2011 18:09:01	Bright	53.500	174	52Psi UMa	3.0040	4400.0	107	47182	No
271	GOM_NL__2PRFIN20110309_181203_000000393100_00185_47182_5023.N1	09-MAR-2011 18:12:03	Bright	38.500	82	48Bet UMa	2.3650	10600.	77	47182	No
272	GOM_NL__2PRFIN20110309_181329_000000383100_00185_47182_5024.N1	09-MAR-2011 18:13:29	Bright	37.500	36	50Alp UMa	1.8000	6300.0	75	47182	No
273	GOM_NL__2PRFIN20110309_181543_000000493100_00185_47182_5025.N1	09-MAR-2011 18:15:43	Bright	49.000	32	77Eps UMa	1.7630	11000.	98	47182	No
274	GOM_NL__2PRFIN20110309_182039_000000433100_00185_47182_5026.N1	09-MAR-2011 18:20:39	Bright	42.500	60	7Bet UMi	2.0810	3950.0	85	47182	No
275	GOM_NL__2PRFIN20110309_182500_000000493100_00185_47182_5027.N1	09-MAR-2011 18:25:00	Bright	49.000	119	14Eta Dra	2.7270	4700.0	98	47182	No
276	GOM_NL__2PRFIN20110309_183034_000000453100_00185_47182_5028.N1	09-MAR-2011 18:30:34	Bright	45.000	69	33Gam Dra	2.2310	3800.0	90	47182	No
277	GOM_NL__2PRFIN20110309_183327_000000383100_00185_47182_5029.N1	09-MAR-2011 18:33:27	Bright	38.000	144	18Del Cyg	2.8600	11000.	76	47182	No
278	GOM_NL__2PRFIN20110309_183446_000000393100_00185_47182_5030.N1	09-MAR-2011 18:34:46	Bright	38.500	66	37Gam Cyg	2.2080	5900.0	77	47182	No

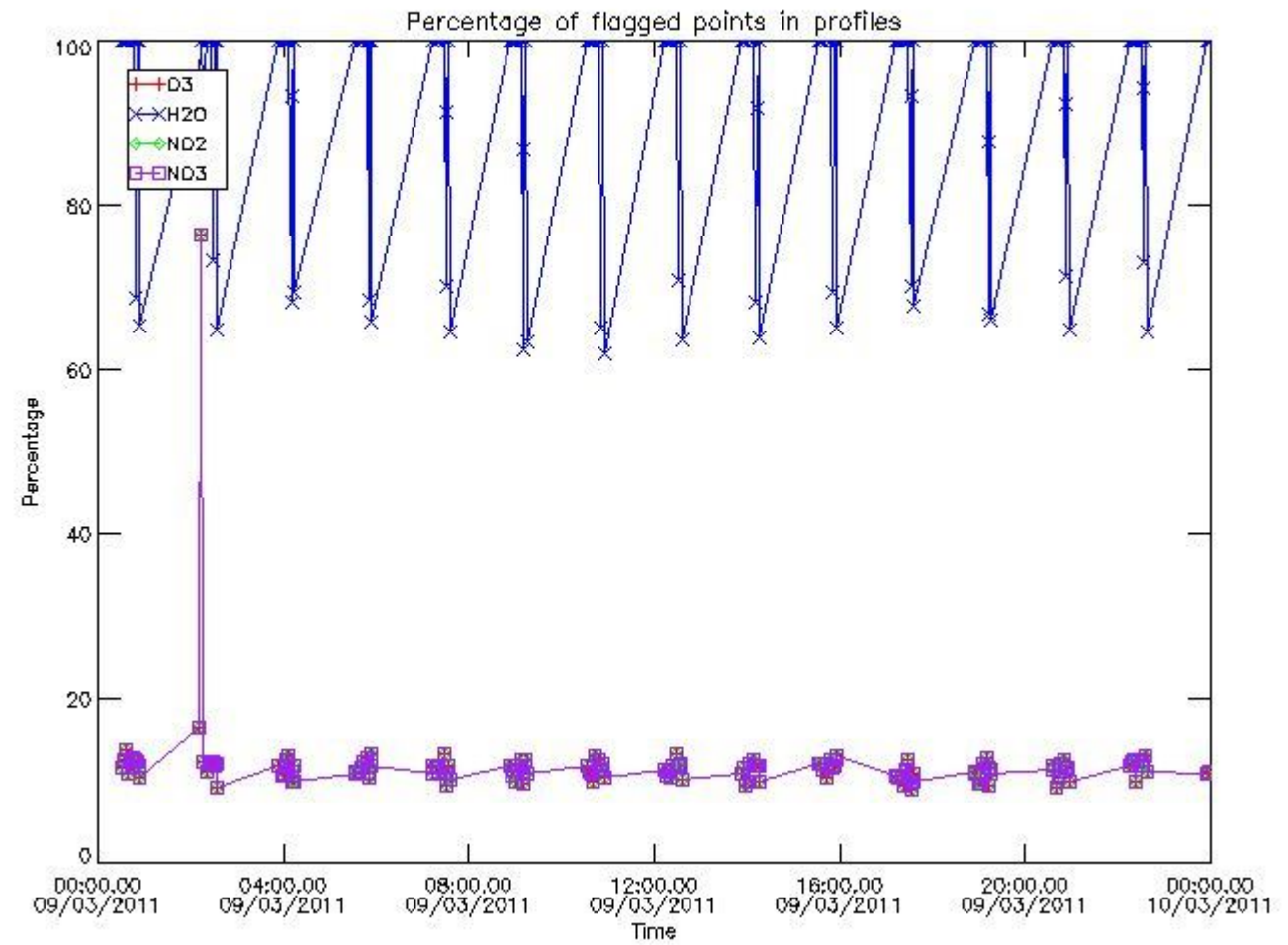
279	GOM_NL__2PRFIN20110309_184353_000000483100_00185_47182_5031.N1	09-MAR-2011 18:43:53	Tw_i_and_stray	48.000	168	17Zet Aql	2.9860	11000.	96	47182	No
280	GOM_NL__2PRFIN20110309_185401_000000463100_00185_47182_5032.N1	09-MAR-2011 18:54:01	Dark	45.500	155	41Pi Sgr	2.9000	6600.0	91	47182	No
281	GOM_NL__2PRFIN20110309_185557_000000483100_00185_47182_5033.N1	09-MAR-2011 18:55:57	Dark	47.500	57	34Sig Sgr	2.0660	26000.	95	47182	No
282	GOM_NL__2PRFIN20110309_185916_000000543100_00185_47182_5034.N1	09-MAR-2011 18:59:16	Dark	53.500	38	20Eps Sgr	1.8360	11000.	107	47182	No
283	GOM_NL__2PRFIN20110309_190235_000000543100_00185_47182_5035.N1	09-MAR-2011 19:02:35	Dark	53.500	25	35Lam Sco	1.6200	28000.	107	47182	No
284	GOM_NL__2PRFIN20110309_190433_000000423100_00186_47183_5035.N1	09-MAR-2011 19:04:33	Dark	42.000	147	Alp Ara	2.8770	26000.	84	47183	No
285	GOM_NL__2PRFIN20110309_190925_000000403100_00186_47183_5036.N1	09-MAR-2011 19:09:25	Dark	40.000	134	Bet TrA	2.8100	6600.0	80	47183	No
286	GOM_NL__2PRFIN20110309_191207_000000553100_00186_47183_5037.N1	09-MAR-2011 19:12:07	Dark	54.500	4	Alp1Cen	-0.010000	5800.0	109	47183	No
287	GOM_NL__2PRFIN20110309_191323_000000533100_00186_47183_5038.N1	09-MAR-2011 19:13:23	Dark	53.000	10	Bet Cen	0.61000	28000.	106	47183	No
288	GOM_NL__2PRFIN20110309_191521_000000453100_00186_47183_5039.N1	09-MAR-2011 19:15:21	Dark	45.000	77	Eps Cen	2.3030	28000.	90	47183	No
289	GOM_NL__2PRFIN20110309_191645_000000483100_00186_47183_5040.N1	09-MAR-2011 19:16:45	Dark	47.500	26	Gam Cru	1.6240	2900.0	95	47183	No
290	GOM_NL__2PRFIN20110309_191822_000000433100_00186_47183_5041.N1	09-MAR-2011 19:18:22	Straylight	42.500	64	Gam Cen	2.2000	10600.	85	47183	No
291	GOM_NL__2PRFIN20110309_192019_000000513100_00186_47183_5042.N1	09-MAR-2011 19:20:19	Straylight	51.000	123	lot Cen	2.7500	10200.	102	47183	No
292	GOM_NL__2PRFIN20110309_192718_000000553100_00186_47183_5043.N1	09-MAR-2011 19:27:18	Straylight	55.000	171	2Eps Crv	3.0010	4250.0	110	47183	No
293	GOM_NL__2PRFIN20110309_193842_000000403100_00186_47183_5044.N1	09-MAR-2011 19:38:42	Bright	40.000	22	32Alp Leo	1.3600	15200.	80	47183	No
294	GOM_NL__2PRFIN20110309_194104_000000413100_00186_47183_5045.N1	09-MAR-2011 19:41:04	Bright	40.500	51	41Gam1Leo	2.0100	4500.0	81	47183	No
295	GOM_NL__2PRFIN20110309_194914_000000423100_00186_47183_5046.N1	09-MAR-2011 19:49:14	Bright	42.000	174	52Psi UMa	3.0040	4400.0	84	47183	No
296	GOM_NL__2PRFIN20110309_195217_000000403100_00186_47183_5047.N1	09-MAR-2011 19:52:17	Bright	39.500	82	48Bet UMa	2.3650	10600.	79	47183	No
297	GOM_NL__2PRFIN20110309_195343_000000423100_00186_47183_5048.N1	09-MAR-2011 19:53:43	Bright	41.500	36	50Alp UMa	1.8000	6300.0	83	47183	No
298	GOM_NL__2PRFIN20110309_195556_000000503100_00186_47183_5049.N1	09-MAR-2011 19:55:56	Bright	49.500	32	77Eps UMa	1.7630	11000.	99	47183	No
299	GOM_NL__2PRFIN20110309_200053_000000433100_00186_47183_5050.N1	09-MAR-2011 20:00:53	Bright	43.000	60	7Bet UMi	2.0810	3950.0	86	47183	No
300	GOM_NL__2PRFIN20110309_200514_000000483100_00186_47183_5051.N1	09-MAR-2011 20:05:14	Bright	48.000	119	14Eta Dra	2.7270	4700.0	96	47183	No
301	GOM_NL__2PRFIN20110309_201048_000000493100_00186_47183_5052.N1	09-MAR-2011 20:10:48	Bright	49.000	69	33Gam Dra	2.2310	3800.0	98	47183	No
302	GOM_NL__2PRFIN20110309_201341_000000393100_00186_47183_5053.N1	09-MAR-2011 20:13:41	Bright	38.500	144	18Del Cyg	2.8600	11000.	77	47183	No
303	GOM_NL__2PRFIN20110309_201501_000000543100_00186_47183_5054.N1	09-MAR-2011 20:15:01	Bright	54.000	66	37Gam Cyg	2.2080	5900.0	108	47183	No
304	GOM_NL__2PRFIN20110309_202408_000000493100_00186_47183_5055.N1	09-MAR-2011 20:24:08	Tw_i_and_stray	49.000	168	17Zet Aql	2.9860	11000.	98	47183	No
305	GOM_NL__2PRFIN20110309_203415_000000453100_00186_47183_5056.N1	09-MAR-2011 20:34:15	Dark	45.000	155	41Pi Sgr	2.9000	6600.0	90	47183	No
306	GOM_NL__2PRFIN20110309_203612_000000473100_00186_47183_5057.N1	09-MAR-2011 20:36:12	Dark	47.000	57	34Sig Sgr	2.0660	26000.	94	47183	No
307	GOM_NL__2PRFIN20110309_203931_000000563100_00186_47183_5058.N1	09-MAR-2011 20:39:31	Dark	55.500	38	20Eps Sgr	1.8360	11000.	111	47183	No
308	GOM_NL__2PRFIN20110309_204250_000000493100_00186_47183_5059.N1	09-MAR-2011 20:42:50	Dark	49.000	25	35Lam Sco	1.6200	28000.	98	47183	No
309	GOM_NL__2PRFIN20110309_204447_000000433100_00187_47184_5073.N1	09-MAR-2011 20:44:47	Dark	42.500	147	Alp Ara	2.8770	26000.	85	47184	No
310	GOM_NL__2PRFIN20110309_204940_000000413100_00187_47184_5074.N1	09-MAR-2011 20:49:40	Dark	40.500	134	Bet TrA	2.8100	6600.0	81	47184	No
311	GOM_NL__2PRFIN20110309_205222_000000443100_00187_47184_5075.N1	09-MAR-2011 20:52:22	Dark	44.000	4	Alp1Cen	-0.010000	5800.0	88	47184	No
312	GOM_NL__2PRFIN20110309_205337_000000463100_00187_47184_5076.N1	09-MAR-2011 20:53:37	Dark	46.000	10	Bet Cen	0.61000	28000.	92	47184	No
313	GOM_NL__2PRFIN20110309_205536_000000443100_00187_47184_5077.N1	09-MAR-2011 20:55:36	Dark	44.000	77	Eps Cen	2.3030	28000.	88	47184	No
314	GOM_NL__2PRFIN20110309_205700_000000523100_00187_47184_5078.N1	09-MAR-2011 20:57:00	Dark	51.500	26	Gam Cru	1.6240	2900.0	103	47184	No
315	GOM_NL__2PRFIN20110309_205836_000000443100_00187_47184_5079.N1	09-MAR-2011 20:58:36	Straylight	44.000	64	Gam Cen	2.2000	10600.	88	47184	No
316	GOM_NL__2PRFIN20110309_210033_000000513100_00187_47184_5080.N1	09-MAR-2011 21:00:33	Straylight	51.000	123	lot Cen	2.7500	10200.	102	47184	No
317	GOM_NL__2PRFIN20110309_210733_000000543100_00187_47184_5081.N1	09-MAR-2011 21:07:33	Straylight	54.000	171	2Eps Crv	3.0010	4250.0	108	47184	No
318	GOM_NL__2PRFIN20110309_211856_000000403100_00187_47184_5082.N1	09-MAR-2011 21:18:56	Bright	40.000	22	32Alp Leo	1.3600	15200.	80	47184	No
319	GOM_NL__2PRFIN20110309_212118_000000393100_00187_47184_5083.N1	09-MAR-2011 21:21:18	Bright	39.000	51	41Gam1Leo	2.0100	4500.0	78	47184	No
320	GOM_NL__2PRFIN20110309_212928_000000543100_00187_47184_5084.N1	09-MAR-2011 21:29:28	Bright	54.000	174	52Psi UMa	3.0040	4400.0	108	47184	No
321	GOM_NL__2PRFIN20110309_213230_000000403100_00187_47184_5085.N1	09-MAR-2011 21:32:30	Bright	39.500	82	48Bet UMa	2.3650	10600.	79	47184	No
322	GOM_NL__2PRFIN20110309_213357_000000423100_00187_47184_5086.N1	09-MAR-2011 21:33:57	Bright	41.500	36	50Alp UMa	1.8000	6300.0	83	47184	No
323	GOM_NL__2PRFIN20110309_213609_000000493100_00187_47184_5087.N1	09-MAR-2011 21:36:09	Bright	49.000	32	77Eps UMa	1.7630	11000.	98	47184	No
324	GOM_NL__2PRFIN20110309_214106_000000433100_00187_47184_5088.N1	09-MAR-2011 21:41:06	Bright	42.500	60	7Bet UMi	2.0810	3950.0	85	47184	No
325	GOM_NL__2PRFIN20110309_214527_000000493100_00187_47184_5089.N1	09-MAR-2011 21:45:27	Bright	49.000	119	14Eta Dra	2.7270	4700.0	98	47184	No
326	GOM_NL__2PRFIN20110309_215101_000000493100_00187_47184_5090.N1	09-MAR-2011 21:51:01	Bright	48.500	69	33Gam Dra	2.2310	3800.0	97	47184	No
327	GOM_NL__2PRFIN20110309_215355_000000373100_00187_47184_5091.N1	09-MAR-2011 21:53:55	Bright	36.500	144	18Del Cyg	2.8600	11000.	73	47184	No
328	GOM_NL__2PRFIN20110309_215515_000000353100_00187_47184_5092.N1	09-MAR-2011 21:55:15	Bright	35.000	66	37Gam Cyg	2.2080	5900.0	70	47184	No
329	GOM_NL__2PRFIN20110309_220422_000000493100_00187_47184_5093.N1	09-MAR-2011 22:04:22	Tw_i_and_stray	48.500	168	17Zet Aql	2.9860	11000.	97	47184	No
330	GOM_NL__2PRFIN20110309_221430_000000443100_00187_47184_5094.N1	09-MAR-2011 22:14:30	Dark	43.500	155	41Pi Sgr	2.9000	6600.0	87	47184	No
331	GOM_NL__2PRFIN20110309_221626_000000463100_00187_47184_5095.N1	09-MAR-2011 22:16:26	Dark	46.000	57	34Sig Sgr	2.0660	26000.	92	47184	No
332	GOM_NL__2PRFIN20110309_221946_000000453100_00187_47184_5096.N1	09-MAR-2011 22:19:46	Dark	44.500	38	20Eps Sgr	1.8360	11000.	89	47184	No
333	GOM_NL__2PRFIN20110309_222305_000000523100_00187_47184_5097.N1	09-MAR-2011 22:23:05	Dark	51.500	25	35Lam Sco	1.6200	28000.	103	47184	No
334	GOM_NL__2PRFIN20110309_222502_000000423100_00188_47185_5372.N1	09-MAR-2011 22:25:02	Dark	41.500	147	Alp Ara	2.8770	26000.	83	47185	No
335	GOM_NL__2PRFIN20110309_222954_000000413100_00188_47185_5373.N1	09-MAR-2011 22:29:54	Dark	40.500	134	Bet TrA	2.8100	6600.0	81	47185	No
336	GOM_NL__2PRFIN20110309_223236_000000433100_00188_47185_5374.N1	09-MAR-2011 22:32:36	Dark	43.000	4	Alp1Cen	-0.010000	5800.0	86	47185	No
337	GOM_NL__2PRFIN20110309_223352_000000443100_00188_47185_5375.N1	09-MAR-2011 22:33:52	Dark	43.500	10	Bet Cen	0.61000	28000.	87	47185	No

338	GOM_NL__2PRFIN20110309_223550_000000433100_00188_47185_5376.N1	09-MAR-2011 22:35:50	Dark	43.000	77	Eps Cen	2.3030	28000.	86	47185	No
339	GOM_NL__2PRFIN20110309_223714_000000503100_00188_47185_5377.N1	09-MAR-2011 22:37:14	Dark	50.000	26	Gam Cru	1.6240	2900.0	100	47185	No
340	GOM_NL__2PRFIN20110309_223851_000000463100_00188_47185_5378.N1	09-MAR-2011 22:38:51	Straylight	46.000	64	Gam Cen	2.2000	10600.	92	47185	No
341	GOM_NL__2PRFIN20110309_224048_000000523100_00188_47185_5379.N1	09-MAR-2011 22:40:48	Straylight	51.500	123	lot Cen	2.7500	10200.	103	47185	No
342	GOM_NL__2PRFIN20110309_224747_000000553100_00188_47185_5380.N1	09-MAR-2011 22:47:47	Straylight	55.000	171	2Eps Crv	3.0010	4250.0	110	47185	No
343	GOM_NL__2PRFIN20110309_225910_000000413100_00188_47185_5381.N1	09-MAR-2011 22:59:10	Bright	40.500	22	32Alp Leo	1.3600	15200.	81	47185	No
344	GOM_NL__2PRFIN20110309_230132_000000413100_00188_47185_5382.N1	09-MAR-2011 23:01:32	Bright	41.000	51	41Gam1Leo	2.0100	4500.0	82	47185	No
345	GOM_NL__2PRFIN20110309_230941_000000463100_00188_47185_5383.N1	09-MAR-2011 23:09:41	Bright	46.000	174	52Psi UMa	3.0040	4400.0	92	47185	No
346	GOM_NL__2PRFIN20110309_231244_000000573100_00188_47185_5384.N1	09-MAR-2011 23:12:44	Bright	56.500	82	48Bet UMa	2.3650	10600.	113	47185	No
347	GOM_NL__2PRFIN20110309_231410_000000403100_00188_47185_5385.N1	09-MAR-2011 23:14:10	Bright	40.000	36	50Alp UMa	1.8000	6300.0	80	47185	No
348	GOM_NL__2PRFIN20110309_231622_000000493100_00188_47185_5386.N1	09-MAR-2011 23:16:22	Bright	49.000	32	77Eps UMa	1.7630	11000.	98	47185	No
349	GOM_NL__2PRFIN20110309_232120_000000433100_00188_47185_5387.N1	09-MAR-2011 23:21:20	Bright	42.500	60	7Bet UMi	2.0810	3950.0	85	47185	No
350	GOM_NL__2PRFIN20110309_232541_000000443100_00188_47185_5388.N1	09-MAR-2011 23:25:41	Bright	44.000	119	14Eta Dra	2.7270	4700.0	88	47185	No
351	GOM_NL__2PRFIN20110309_233115_000000493100_00188_47185_5389.N1	09-MAR-2011 23:31:15	Bright	48.500	69	33Gam Dra	2.2310	3800.0	97	47185	No
352	GOM_NL__2PRFIN20110309_233409_000000393100_00188_47185_5390.N1	09-MAR-2011 23:34:09	Bright	39.000	144	18Del Cyg	2.8600	11000.	78	47185	No
353	GOM_NL__2PRFIN20110309_233529_000000363100_00188_47185_5391.N1	09-MAR-2011 23:35:29	Bright	35.500	66	37Gam Cyg	2.2080	5900.0	71	47185	No
354	GOM_NL__2PRFIN20110309_234437_000000463100_00188_47185_5392.N1	09-MAR-2011 23:44:37	Tw_i_and_stray	46.000	168	17Zet Aql	2.9860	11000.	92	47185	No
355	GOM_NL__2PRFIN20110309_235445_000000473100_00188_47185_5393.N1	09-MAR-2011 23:54:45	Dark	46.500	155	41Pi Sgr	2.9000	6600.0	93	47185	No
356	GOM_NL__2PRFIN20110309_235641_000000463100_00188_47185_5394.N1	09-MAR-2011 23:56:41	Dark	46.000	57	34Sig Sgr	2.0660	26000.	92	47185	No

3. Quality information per product

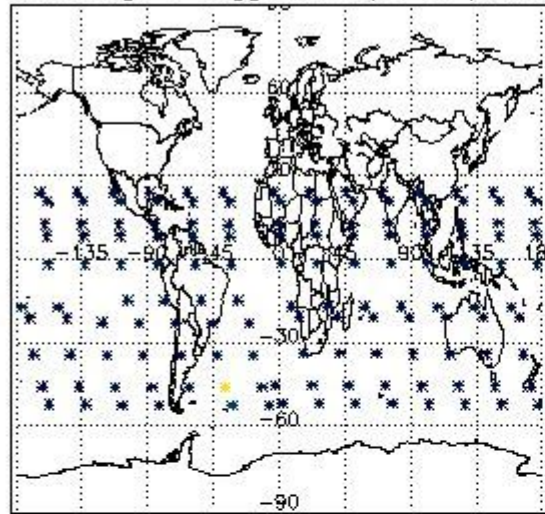
In this section it is plotted some information contained in the Quality Summary data set of the level 2 products. Only products in dark limb conditions and without errors (error flag in the MPH set to "0") are used.

3.1 Plot quality information per product (time dependant)


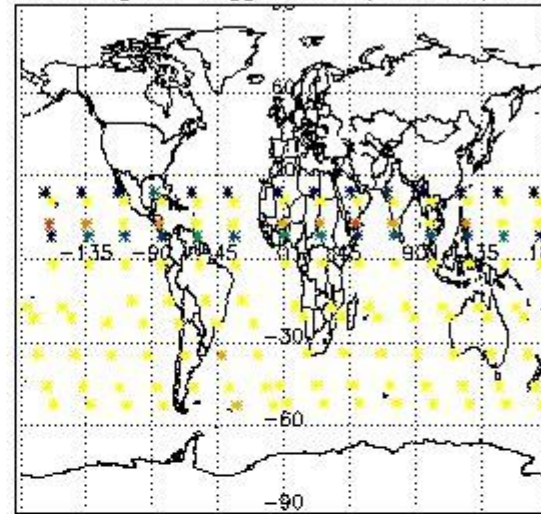


3.2 Plot quality information per product (world map)

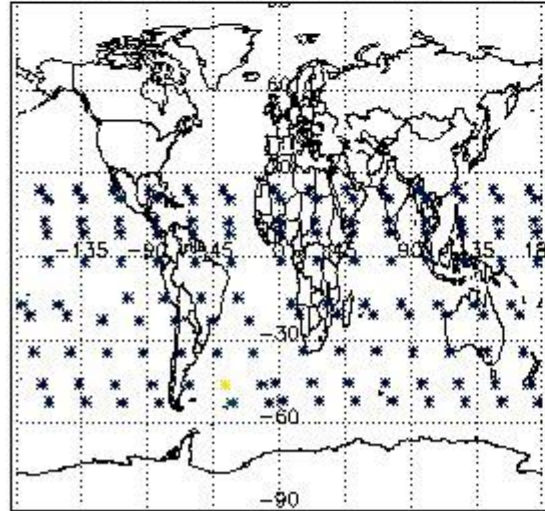
Percentage of flagged data per O3 profile



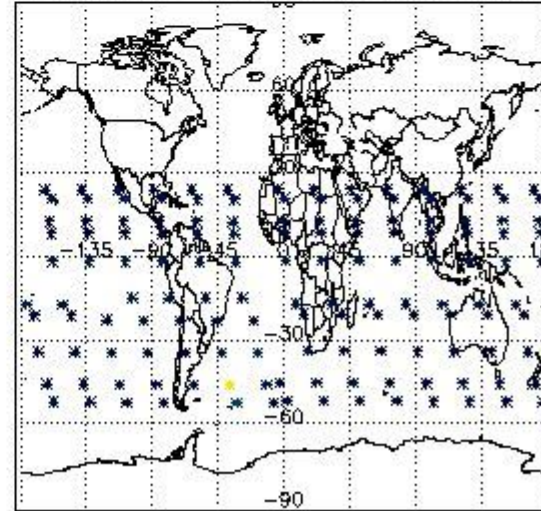
Percentage of flagged data per H2O profile



Percentage of flagged data per NO2 profile



Percentage of flagged data per NO3 profile

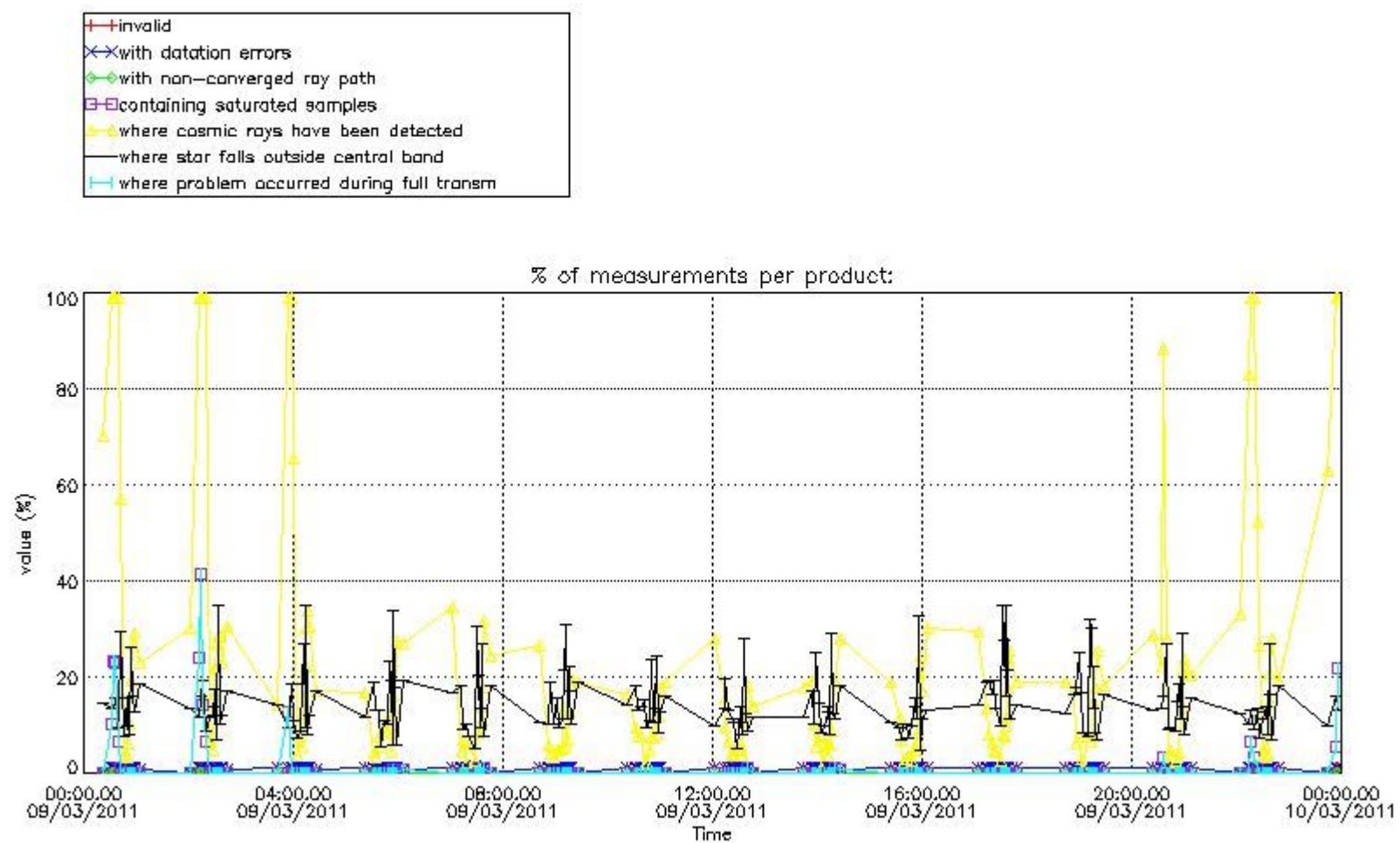


4. Level 1 quality information per product

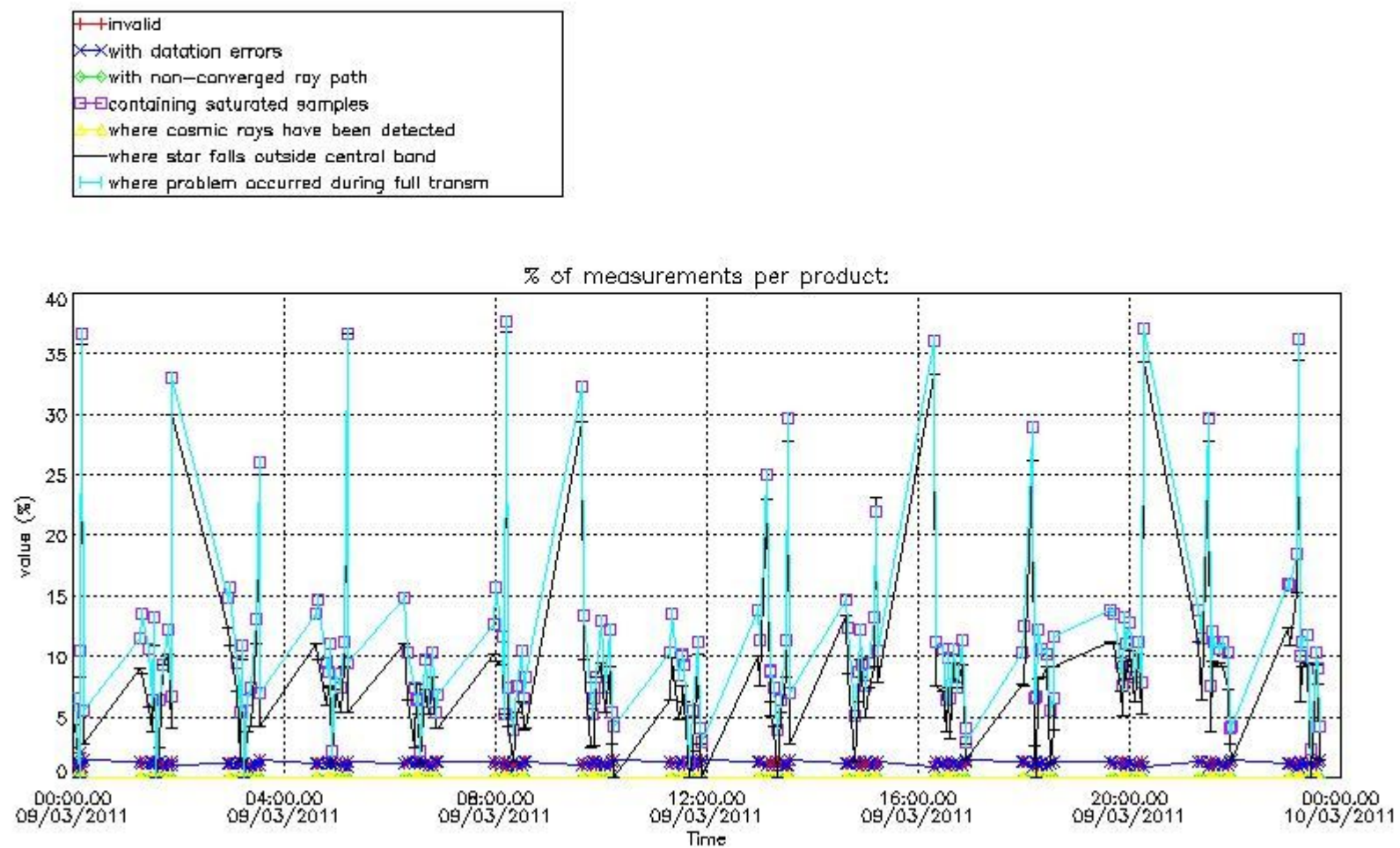
In this section it is plotted some information contained in the Quality Summary data set of the level 2 products that comes from the level 1b processing. Products without errors (error flag in the MPH set to "0") are used.

4.1 Plot quality information per product (time dependant) coming from level 1b processing

4.1.1 Plot level 1 quality information per product (time dependant): ENVISAT ASCENDING passes

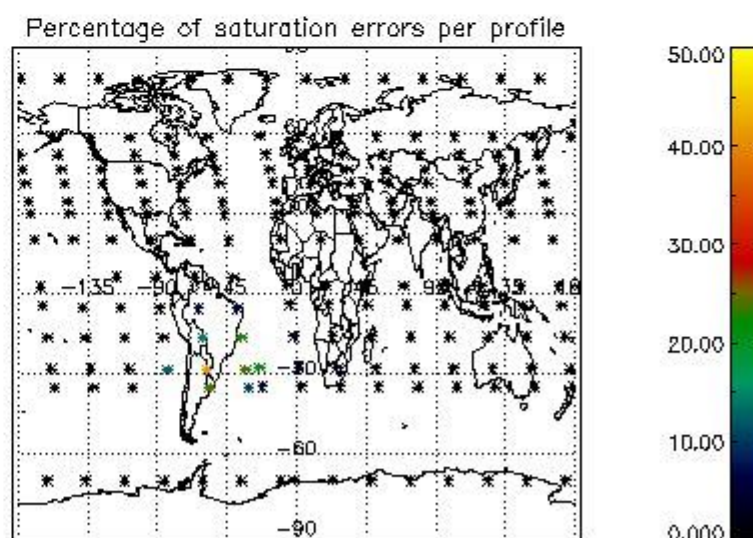
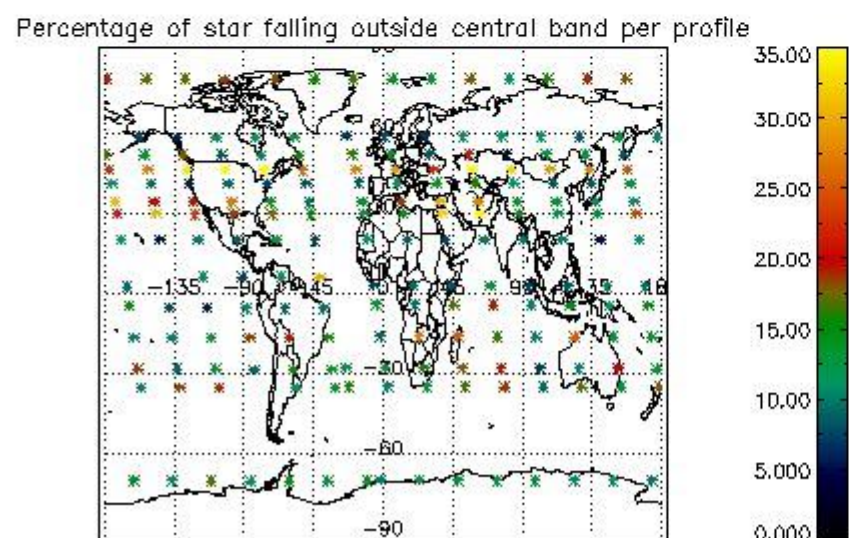
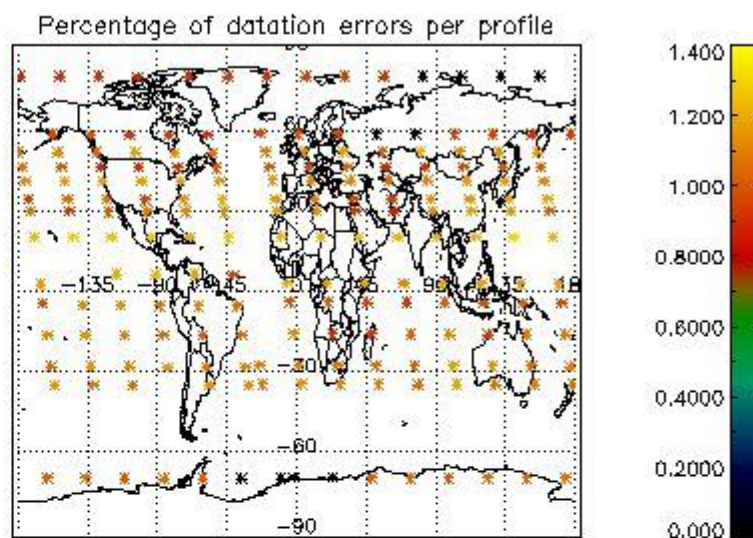
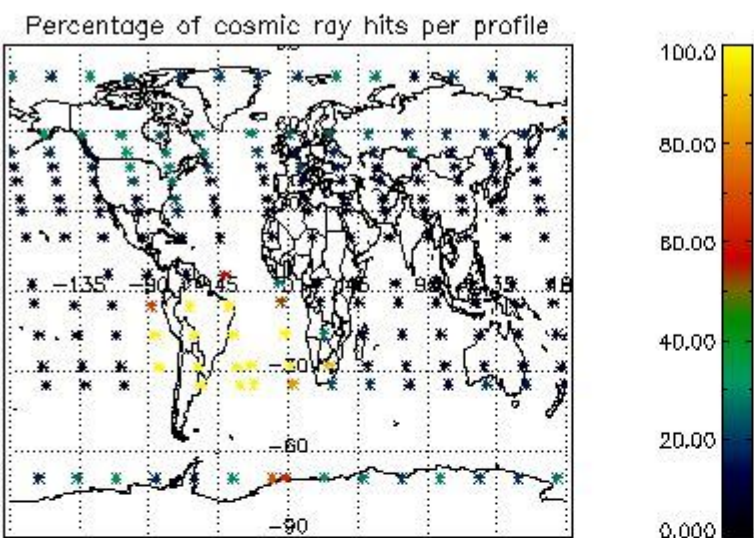


4.1.2 Plot level 1 quality information per product (time dependant): ENVI SAT DESCENDING passes

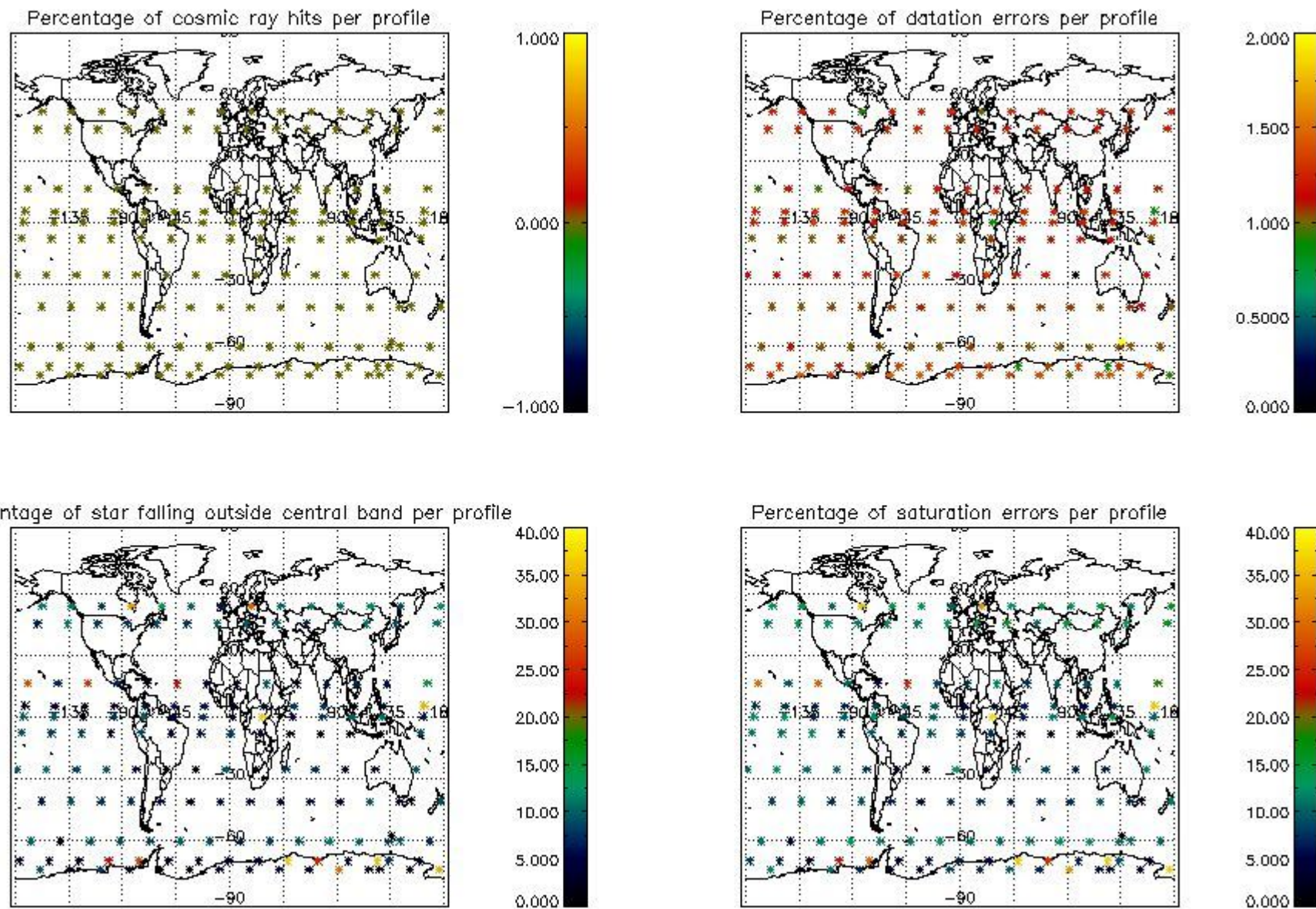


4.2 Plot quality information per product coming from level 1b processing (world map)

4.2.1 Plot level 1 quality information per product (world map): ENVISAT ASCENDING passes



4.2.2 Plot level 1 quality information per product (world map): ENVISAT DESCENDING passes



5. Trace gas profiles

5.1 Ozone statistics based on quality of products

The final quality of the products can be "measured" using the STD (Standard Deviation) attached to every point profile. This information is written to the parameter GOM_NL__2P/NL_LOCAL_SPECIES_DENSITY/o3_std of the level 2 products. The table below shows the statistics for given STD ranges.

The statistics are given with respect to the overall valid production:

- Products without fatal errors: GOM_NL__2P/MPH/PRODUCT_ERR=0
- Valid point profile: GOM_NL__2P/NL_LOCAL_SPECIES_DENSITY/pcd(0)=0

The 'Criteria' is applied to valid points of dark limb products:

- Products in dark limb illumination condition: GOM_NL__2P/NL_SUMMARY_QUALITY/obs_ill_cond=0
- Products without fatal errors: GOM_NL__2P/MPH/PRODUCT_ERR=0
- Valid point profile: GOM_NL__2P/NL_LOCAL_SPECIES_DENSITY/pcd(0)=0

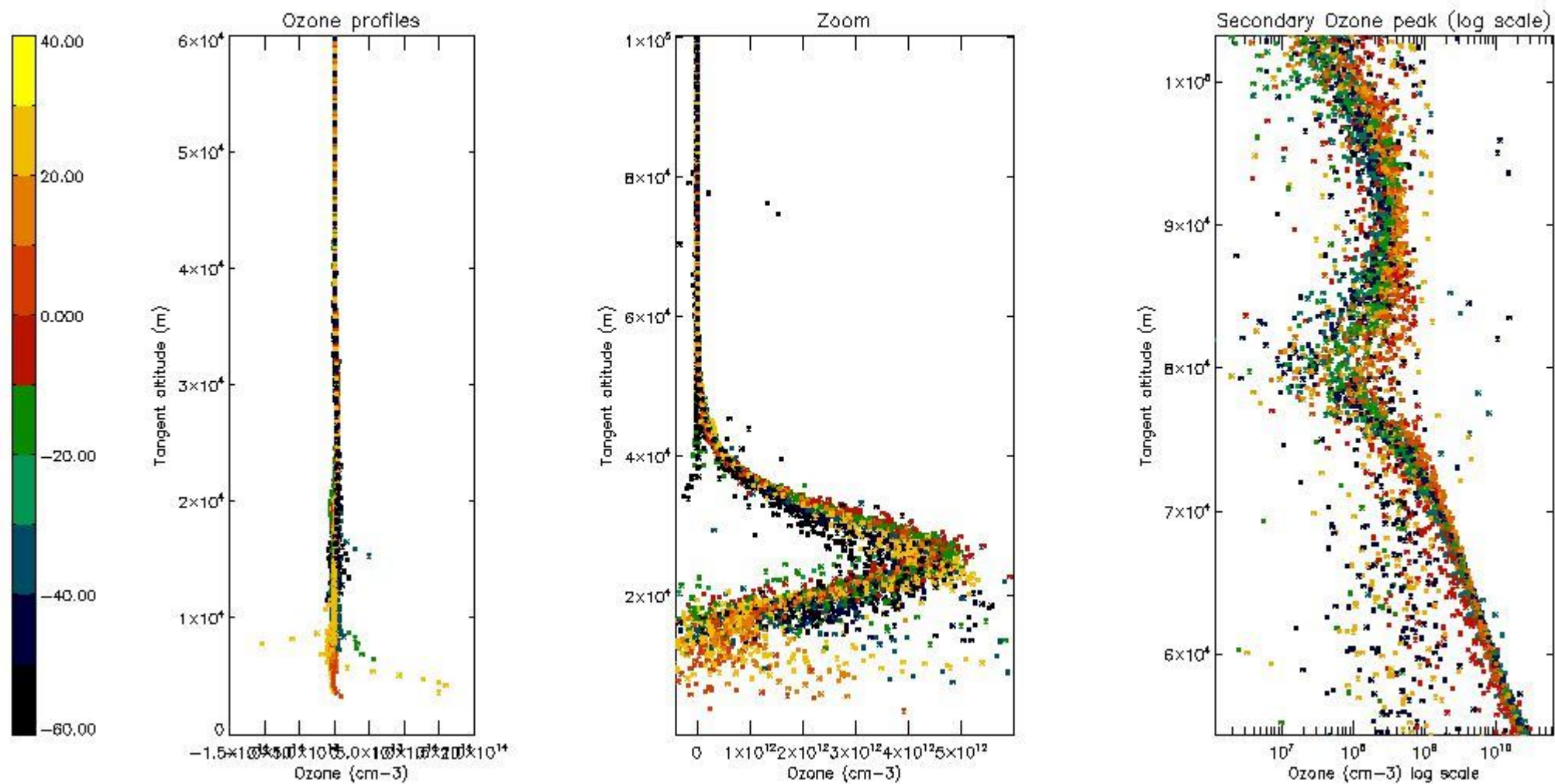
So, the table below shows the percentage of dark limb and valid observations for each criteria with respect to the overall valid daily observations.

Criteria	% of total production
All STD	41
STD < 20	20

STD < 10	15
STD < 5	11

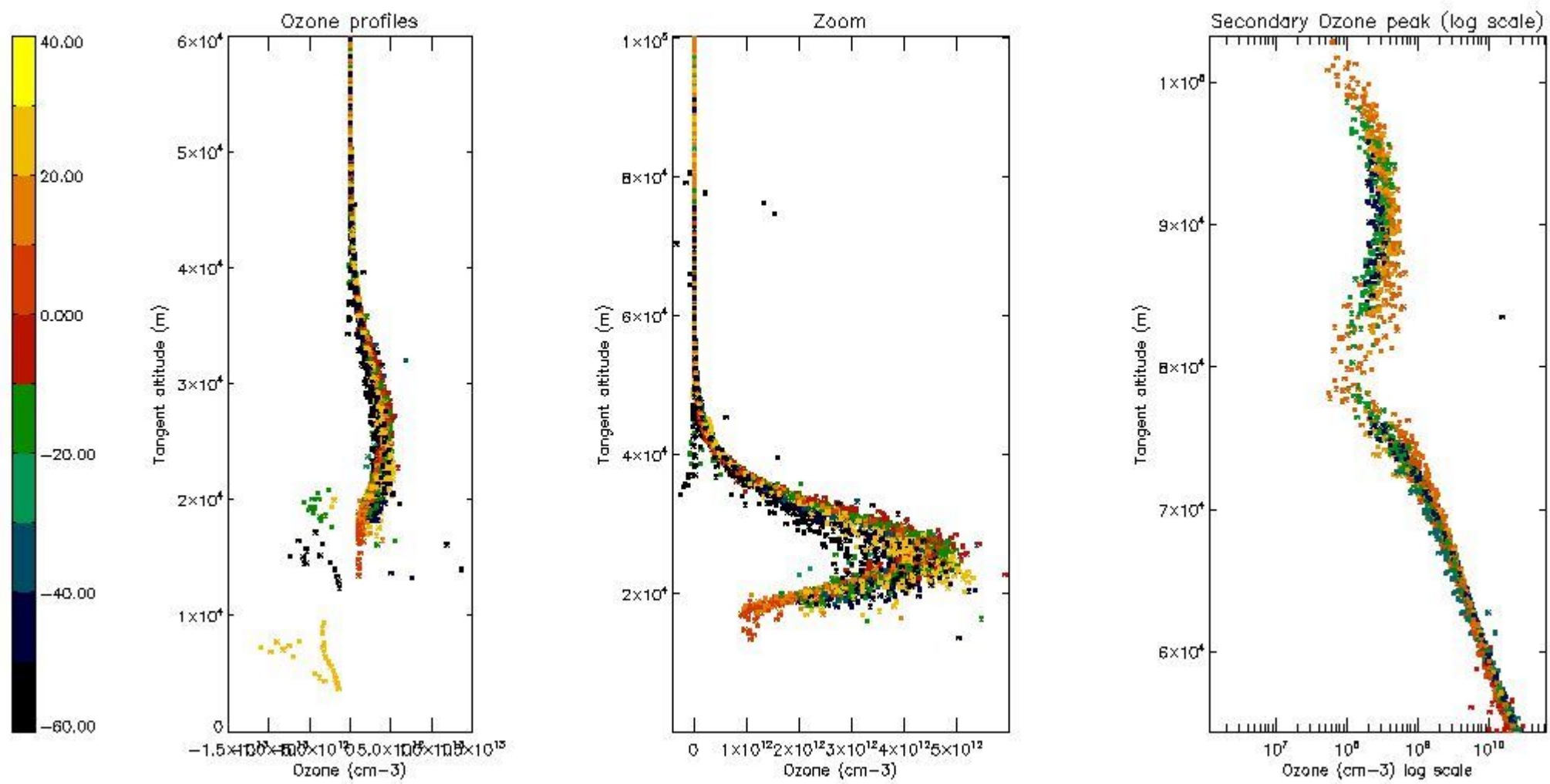
5.2 Plot ozone profiles for all STD (dark without errors)

The colorbar represents the latitude.



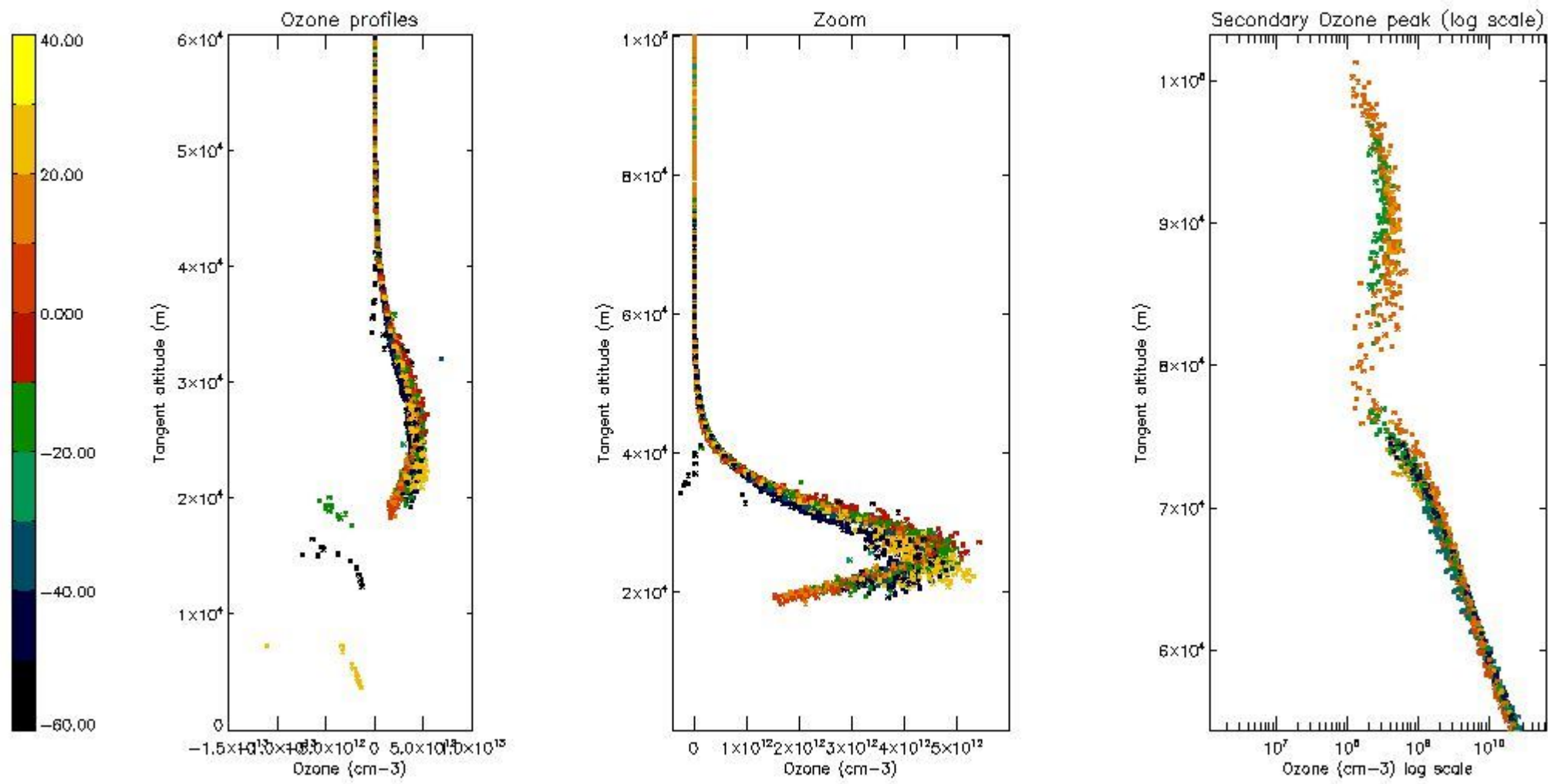
5.3 Plot ozone profiles where STD < 20% (dark without errors)

The colorbar represents the latitude.



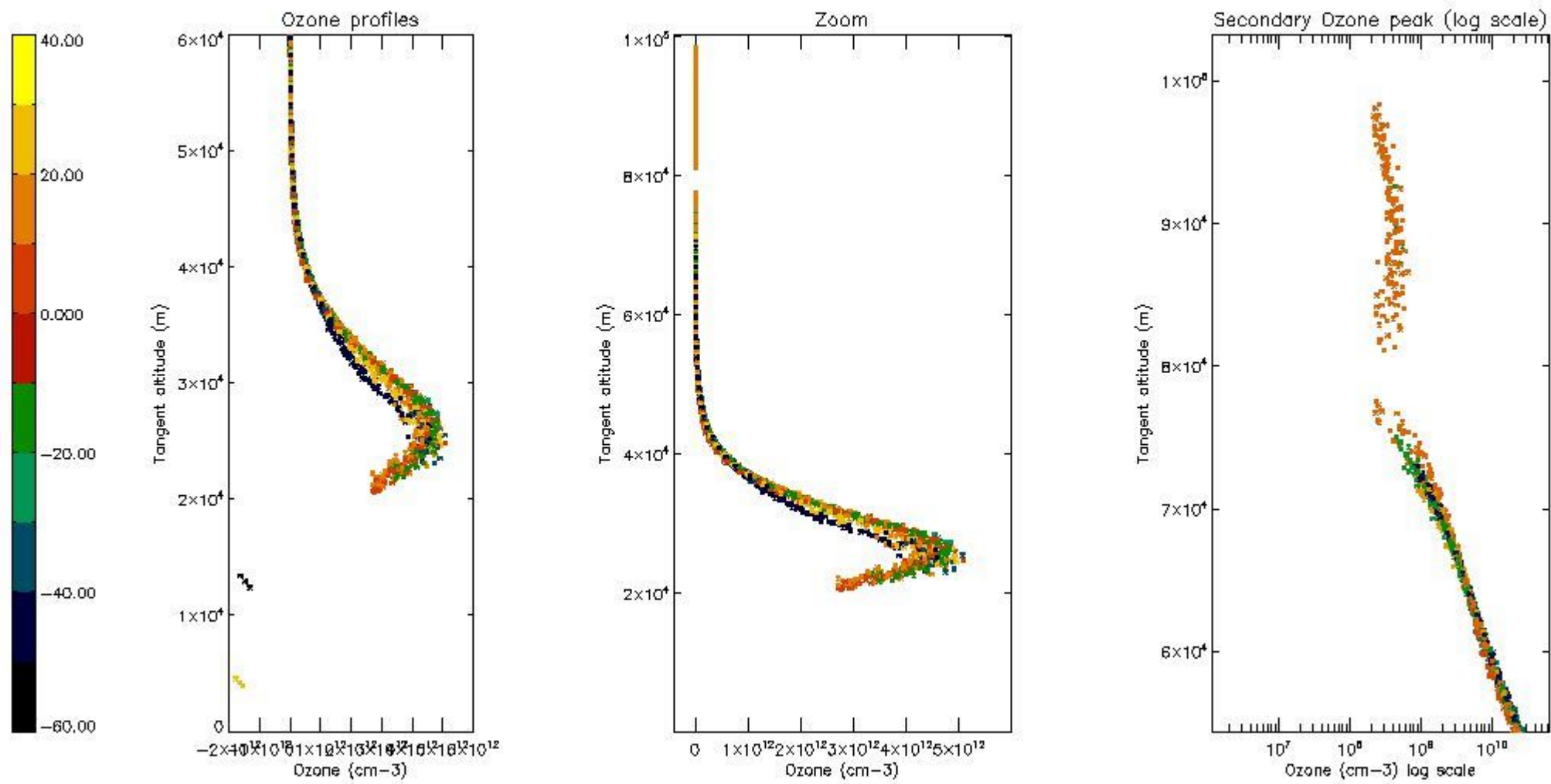
5.4 Plot ozone profiles where STD < 10% (dark without errors)

The colorbar represents the latitude.



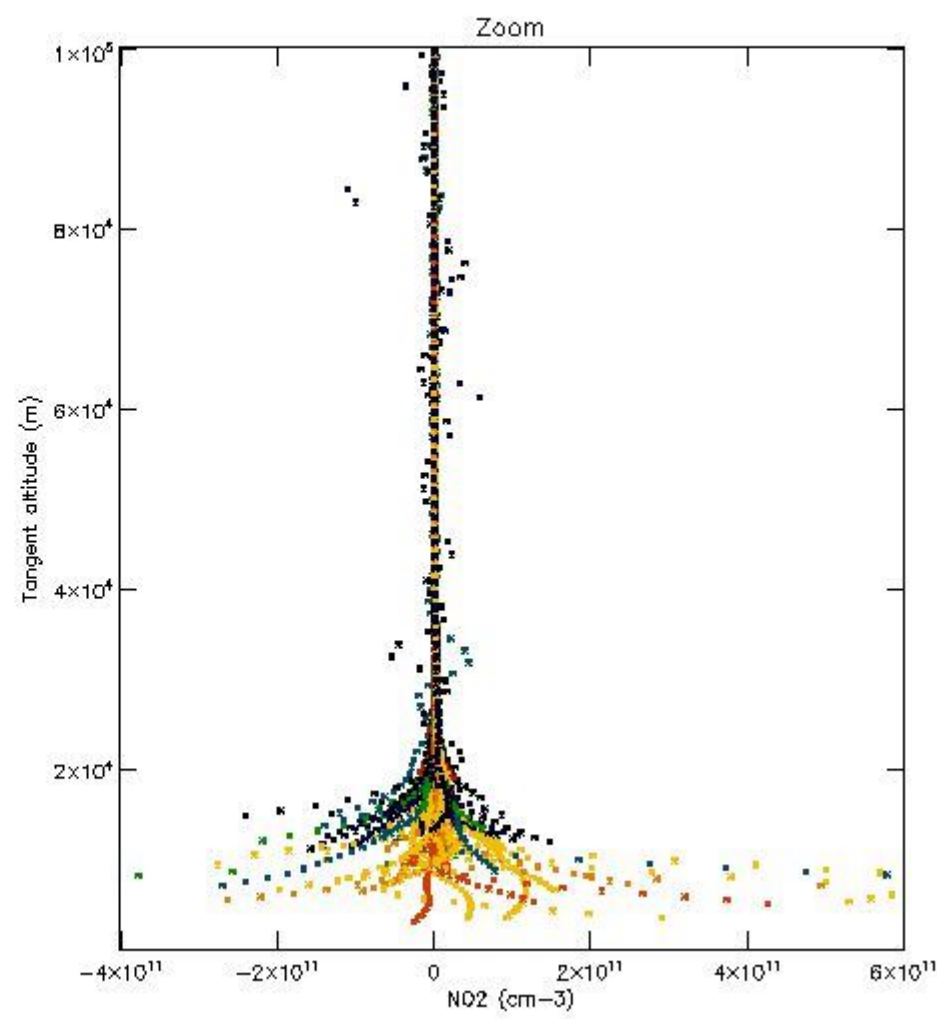
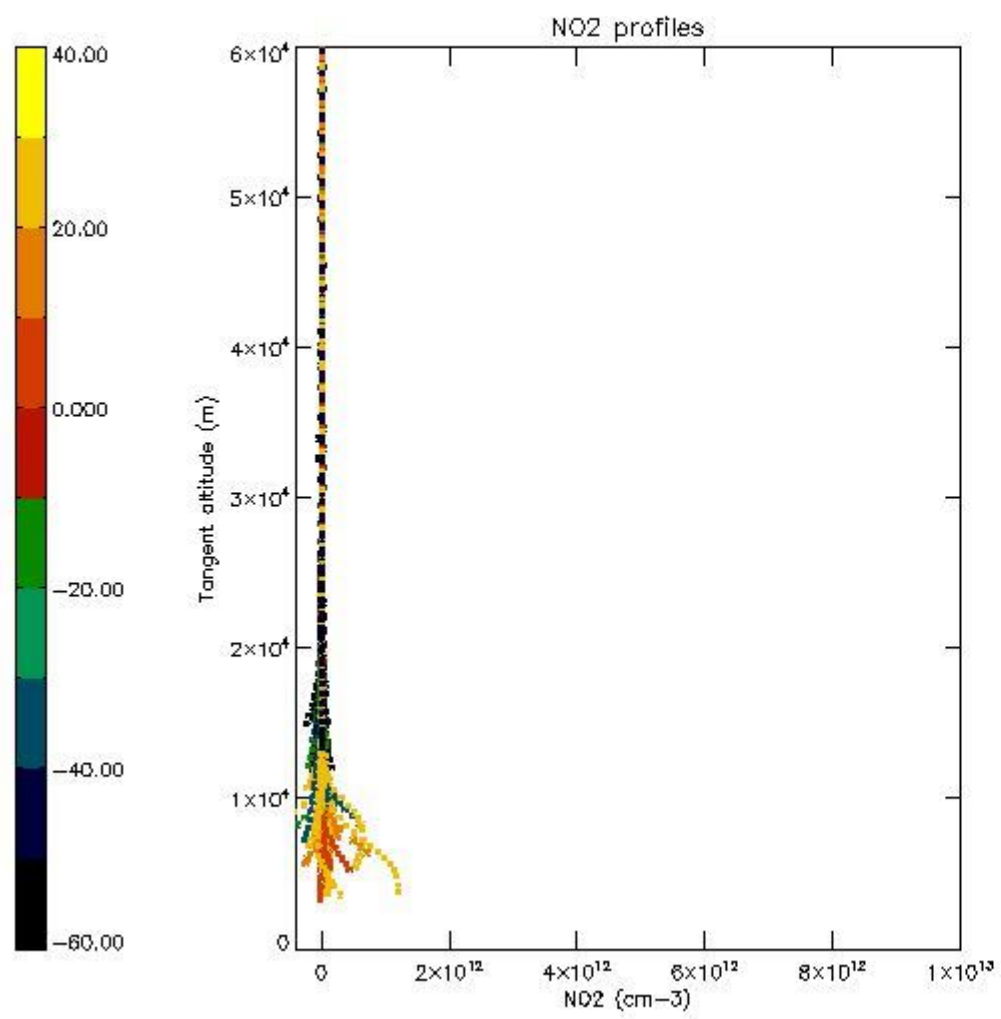
5.5 Plot ozone profiles where STD < 5% (dark without errors)

The colorbar represents the latitude.



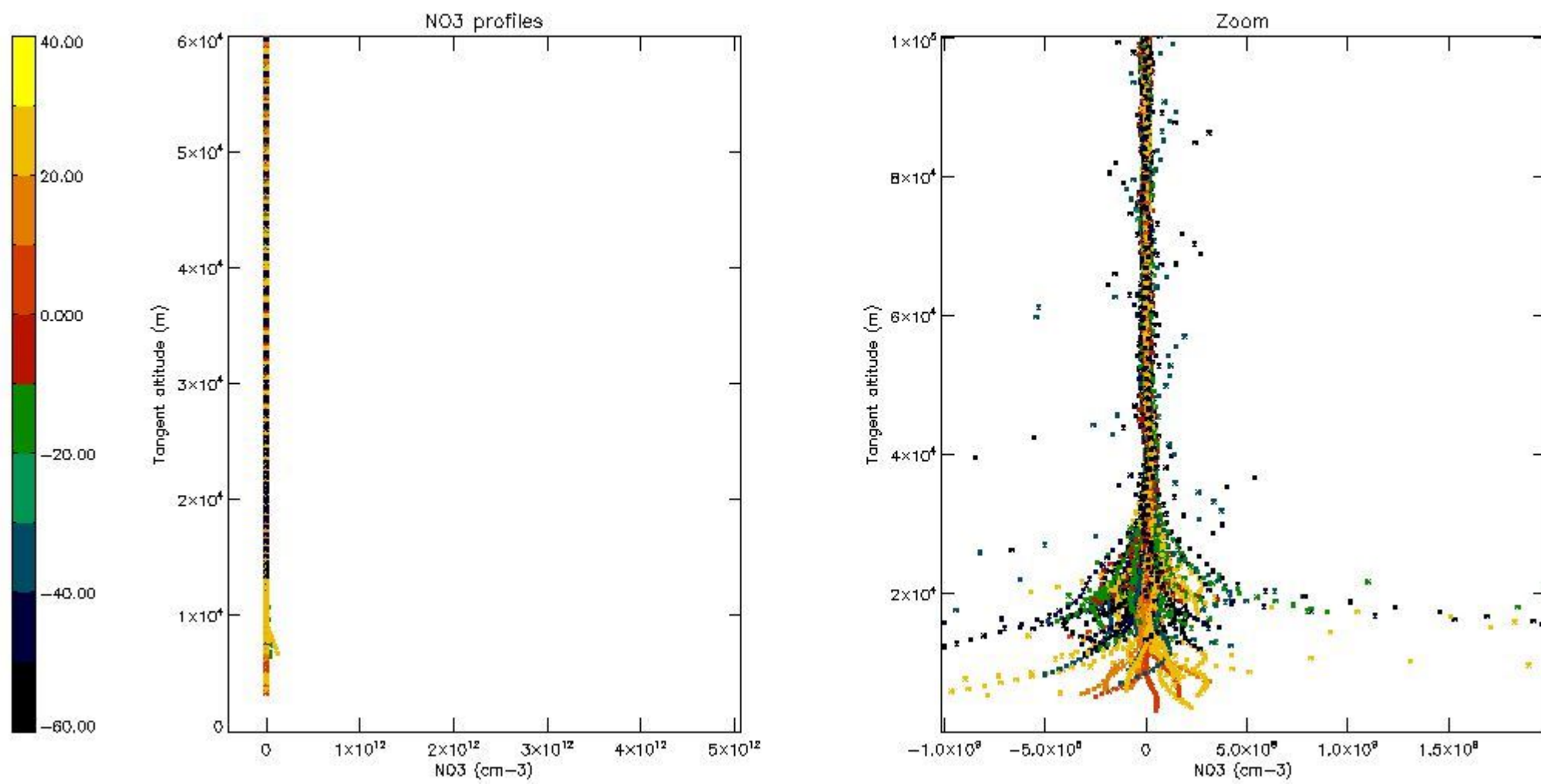
5.6 Plot NO₂ profiles for all STD (dark without errors)

The colorbar represents the latitude.



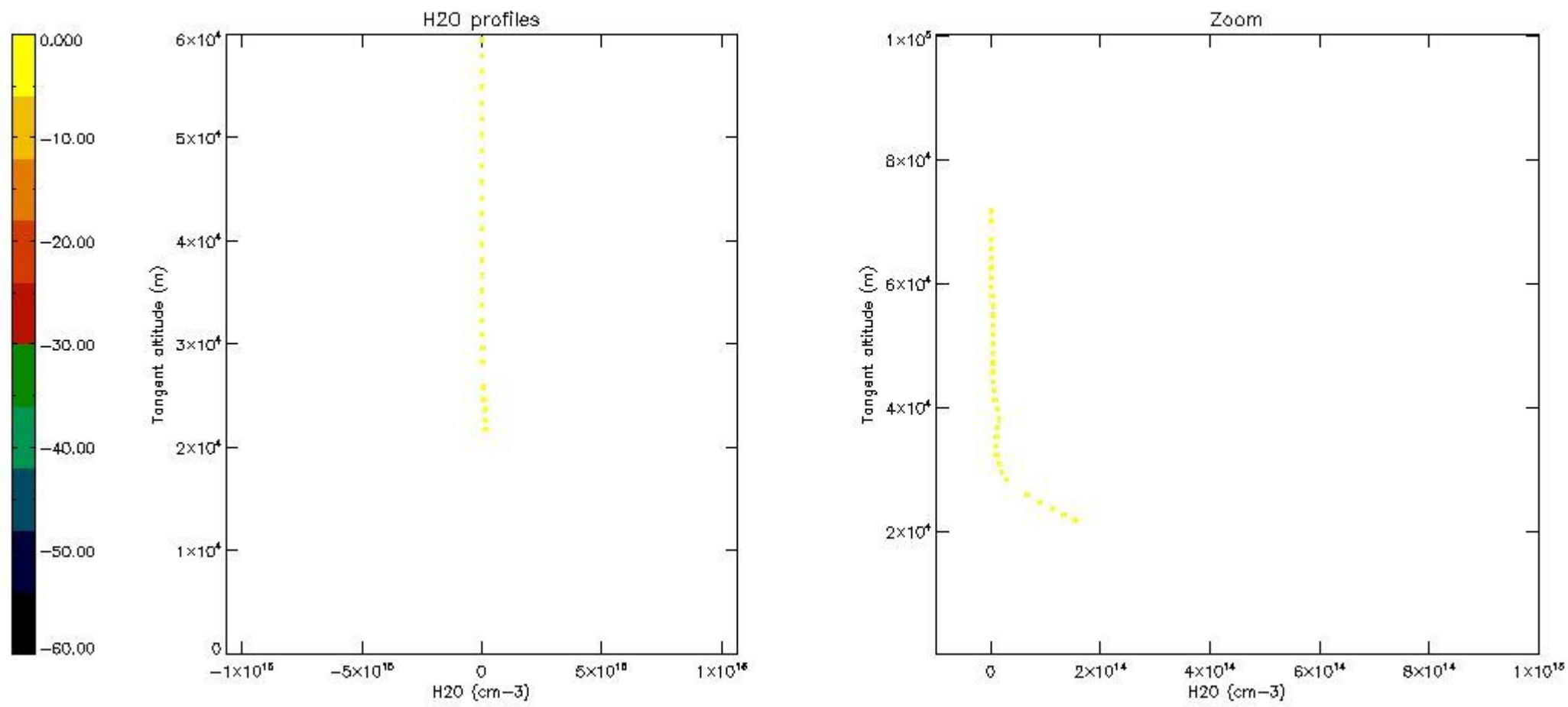
5.7 Plot NO3 profiles for all STD (dark without errors)

The colorbar represents the latitude.



5.8 Plot H2O profiles for all STD (only for occultations of stars 1,2,3,4,13,14,16,26,63 dark without errors)

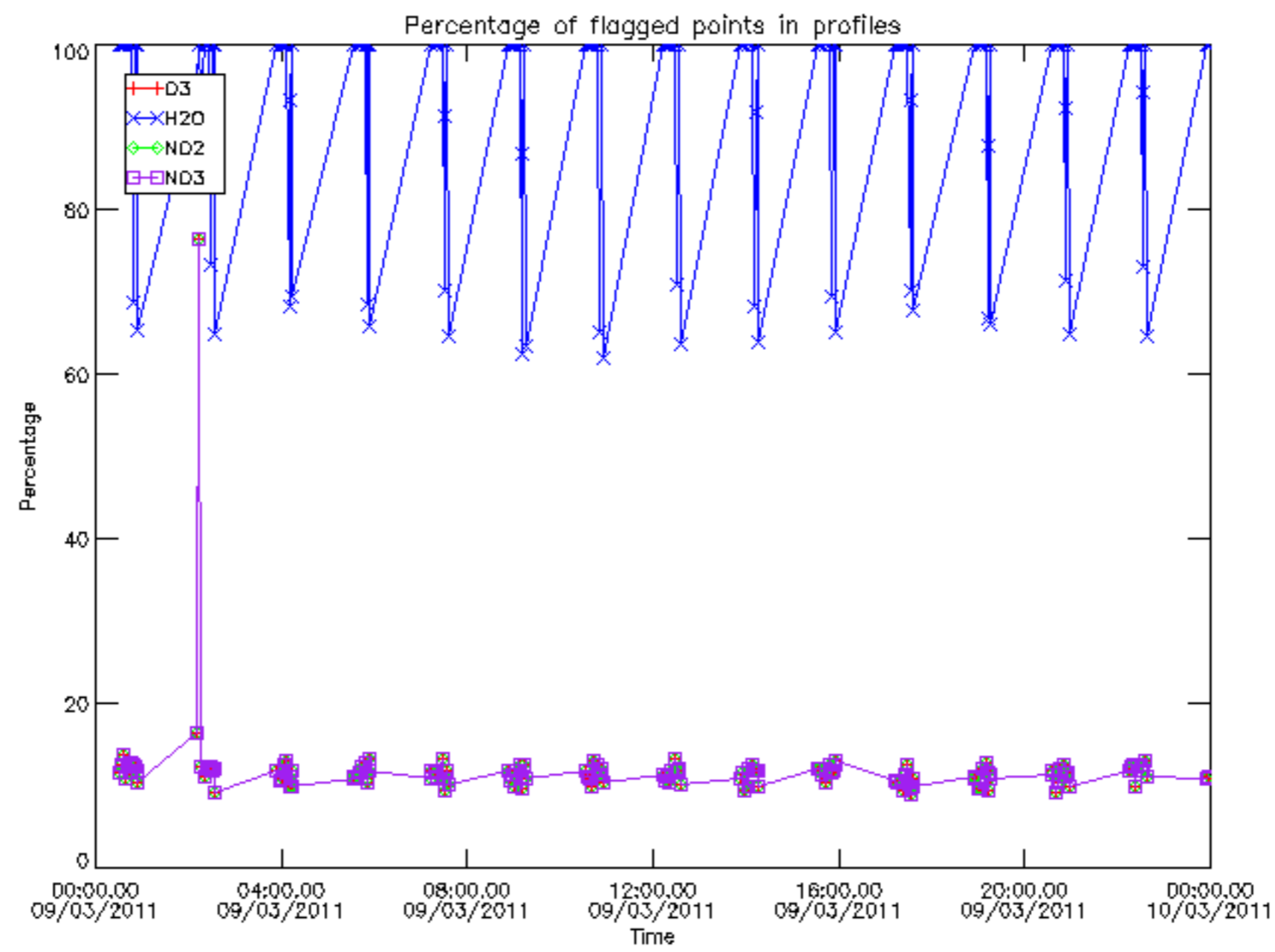
The colorbar represents the latitude.



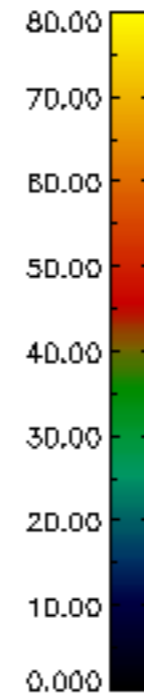
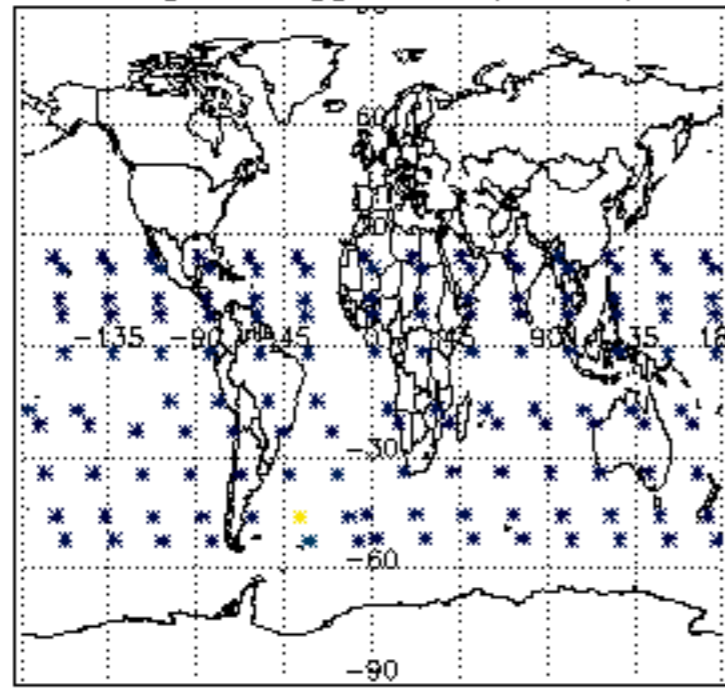
6. Auxiliary Data Files used for the production reported in section 2

The number reported in the third column indicates since which file (see list in section 2) the corresponding auxiliary file has been used. The fourth column is the date of those product files.

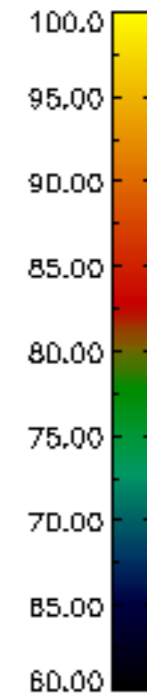
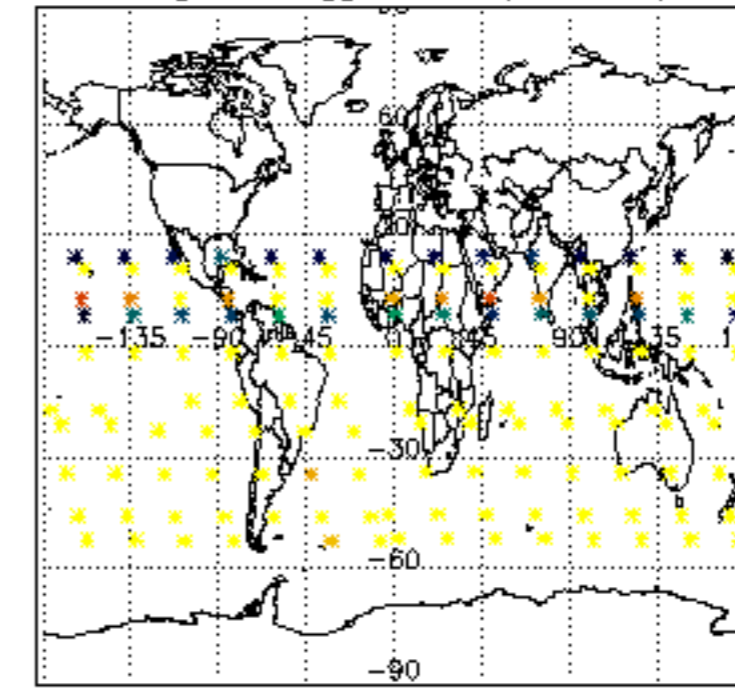
Type	Auxiliary Filename	Used since product	Used since product date
INST_PHYS_CHARACTERISTICS	GOM_INS_AXVIEC20091111_143220_20030716_120000_20500101_000000	1	09-MAR-2011 00:02:32
LEVEL-2_PROC_CONFIG	GOM_PR2_AXVIEC20091111_152718_20020301_000000_20500101_000000	1	09-MAR-2011 00:02:32
CROSS_SECTIONS_FILE	GOM_CRS_AXVIEC20091111_154832_20020301_000000_20500101_000000	1	09-MAR-2011 00:02:32



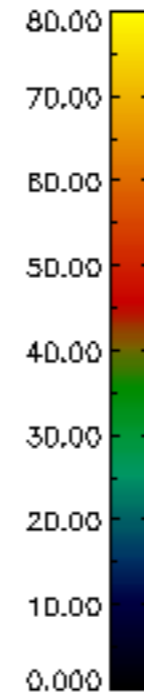
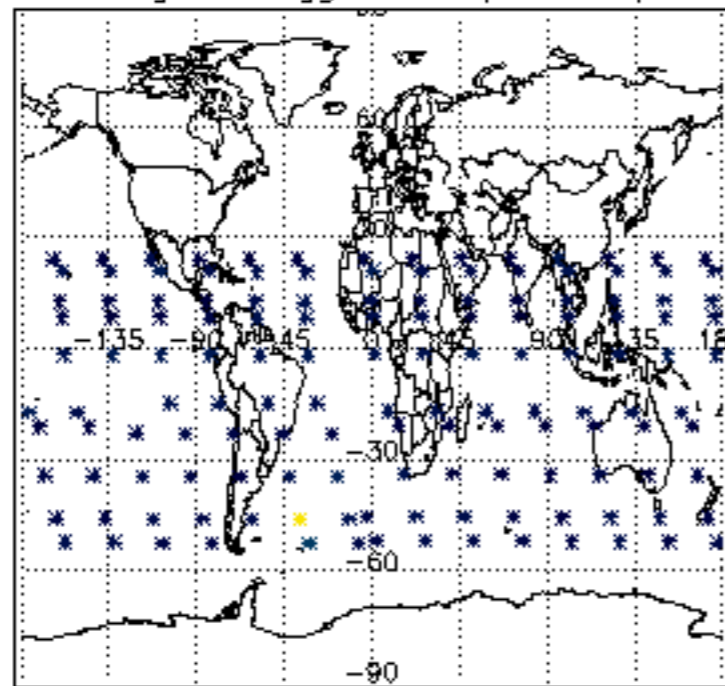
Percentage of flagged data per D3 profile



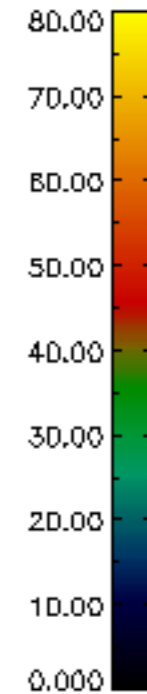
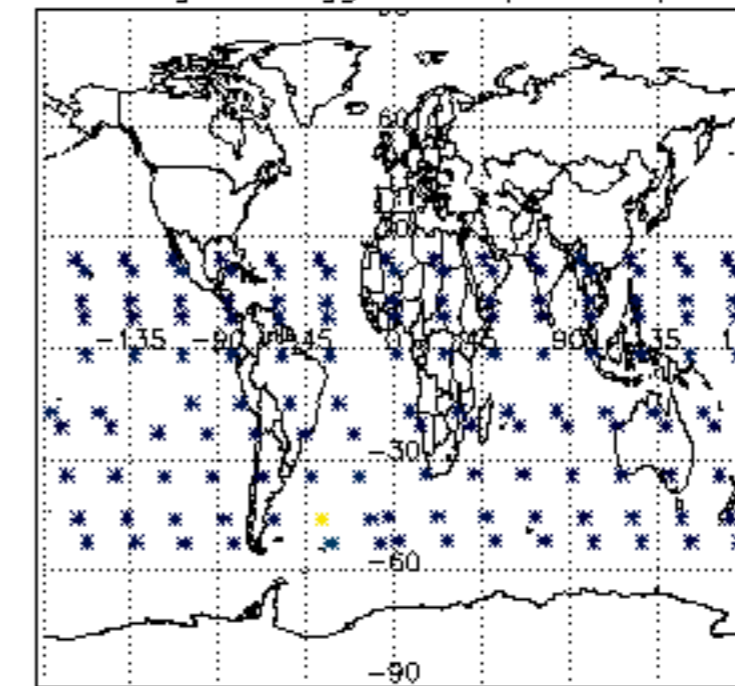
Percentage of flagged data per H2O profile

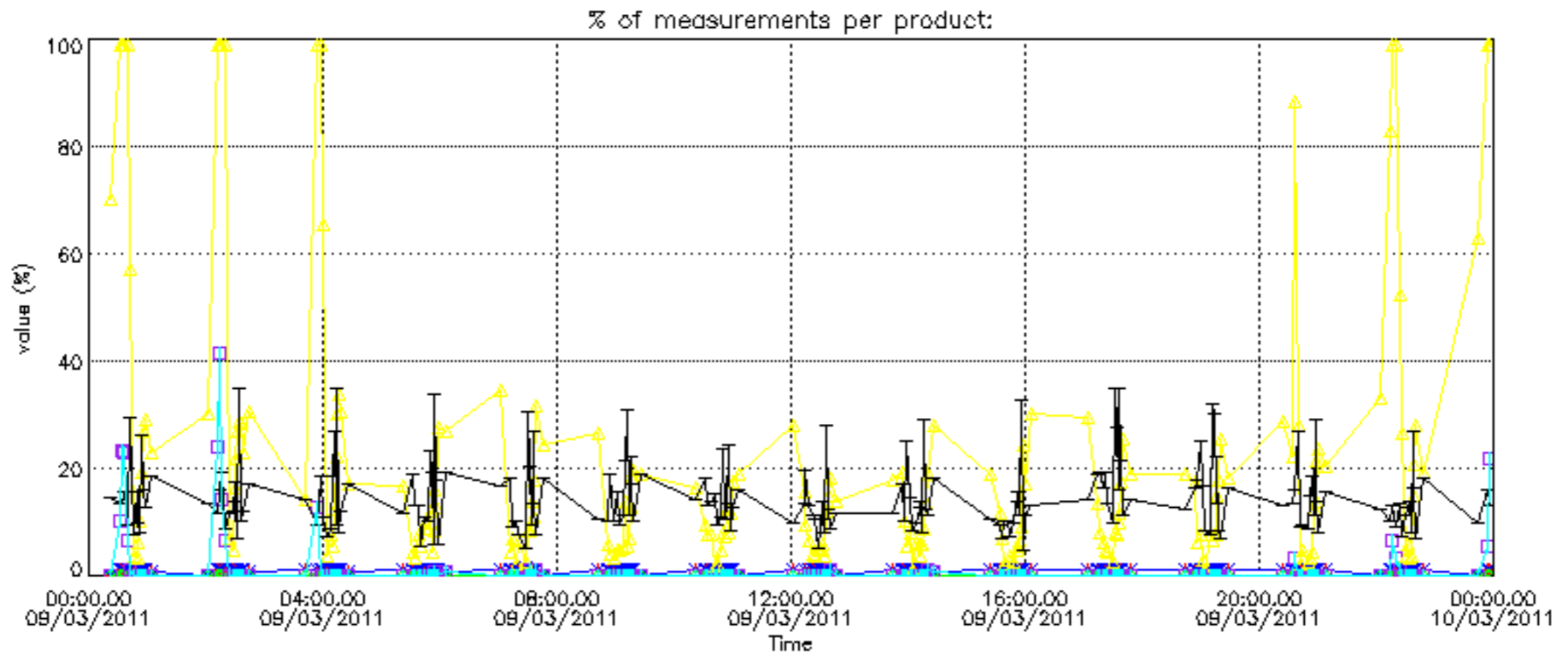
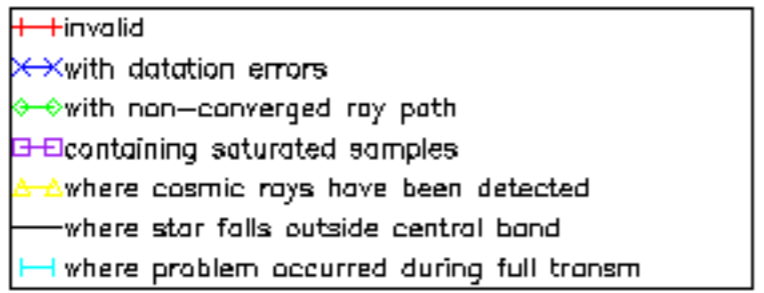


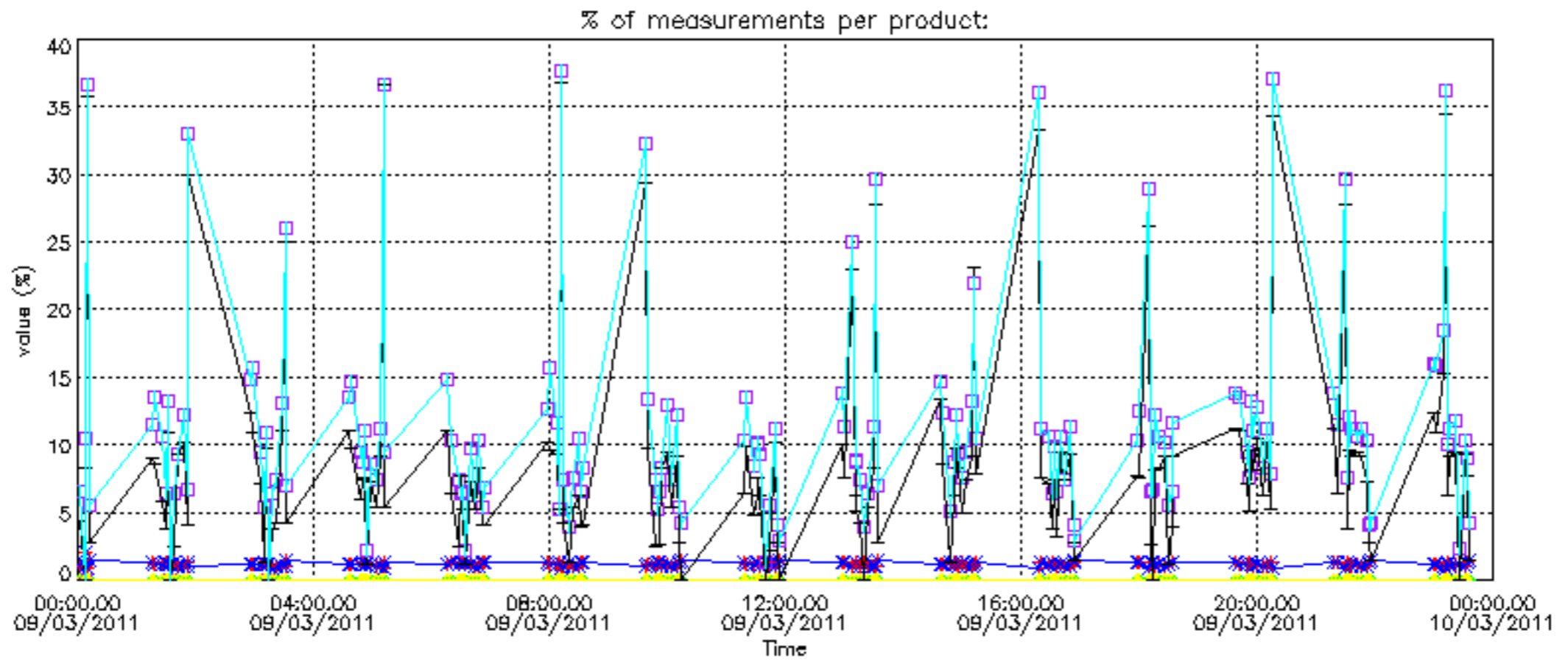
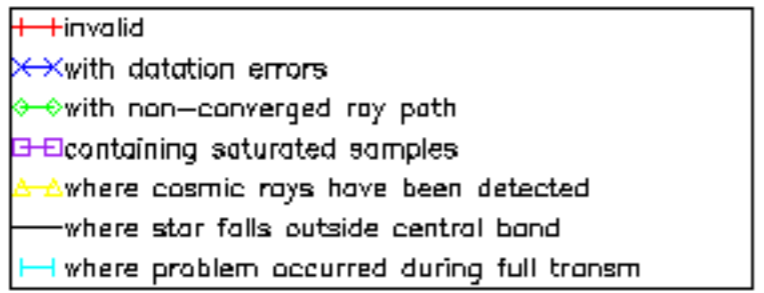
Percentage of flagged data per NO2 profile



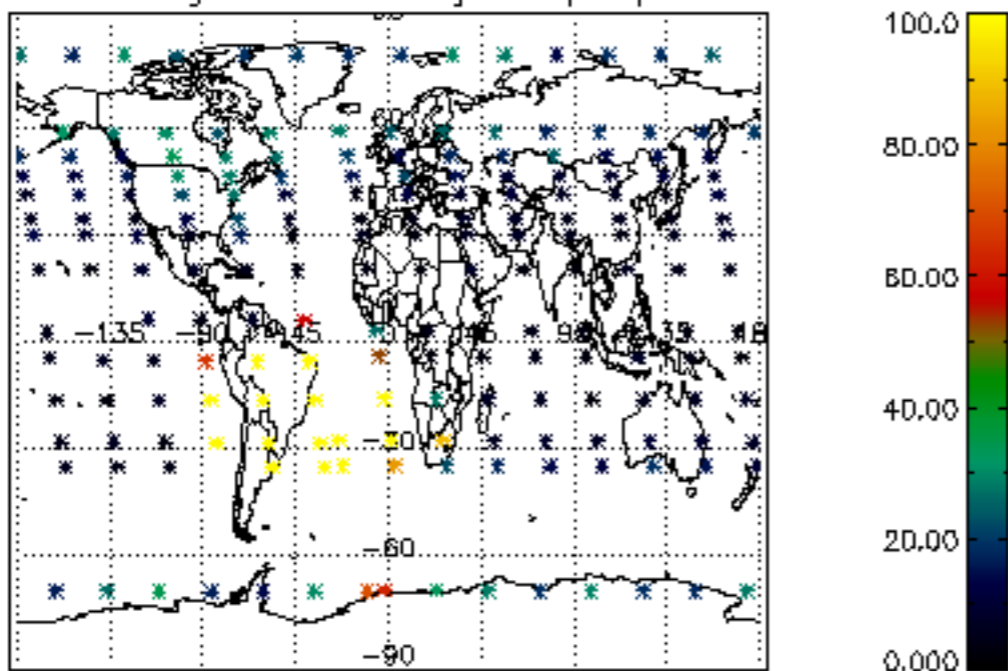
Percentage of flagged data per NO3 profile



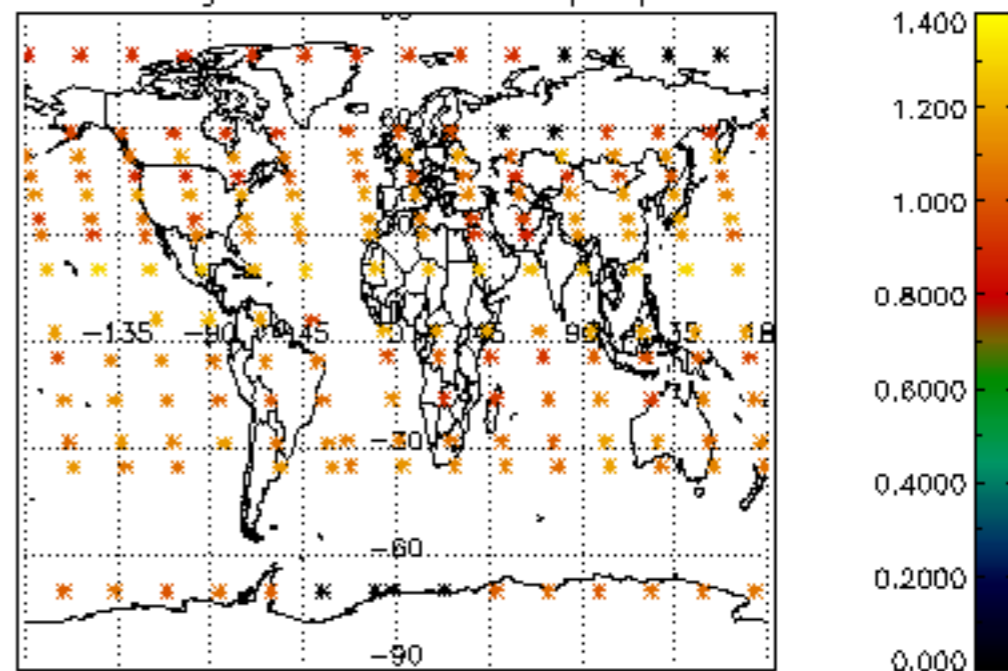




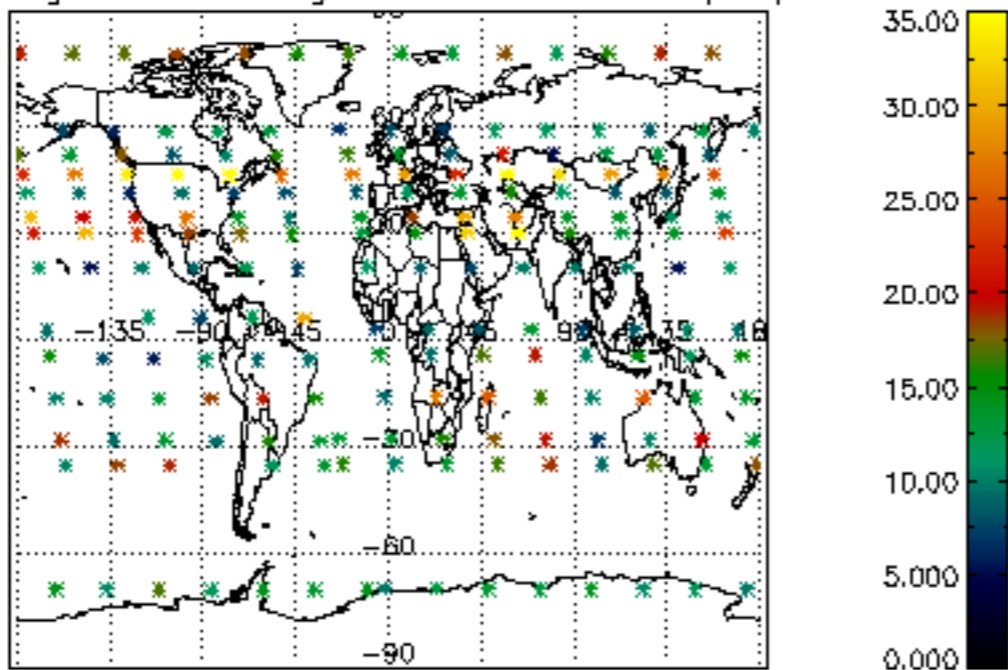
Percentage of cosmic ray hits per profile



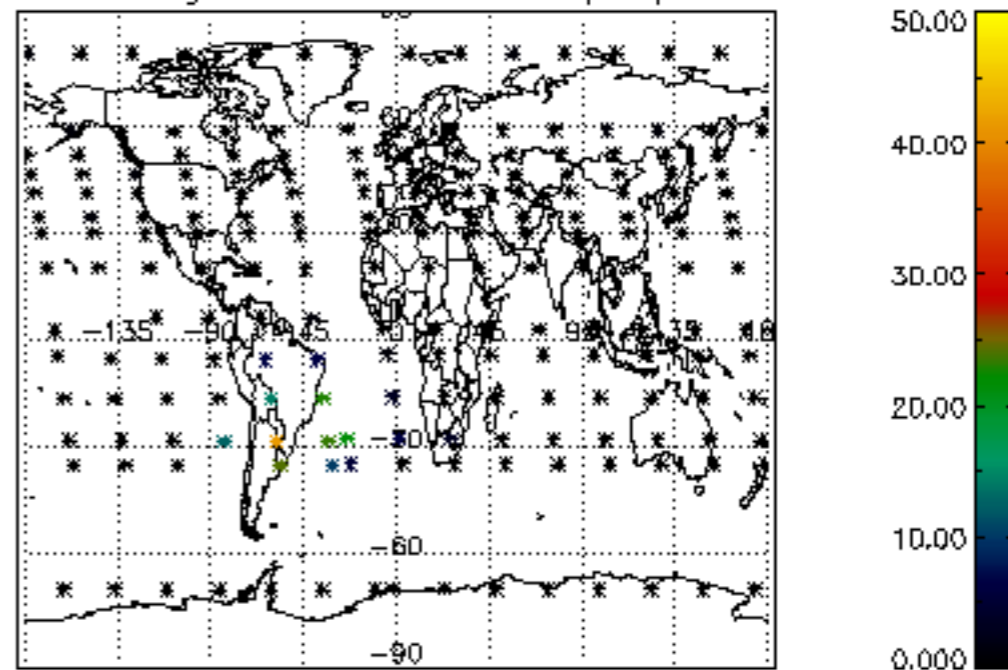
Percentage of datation errors per profile



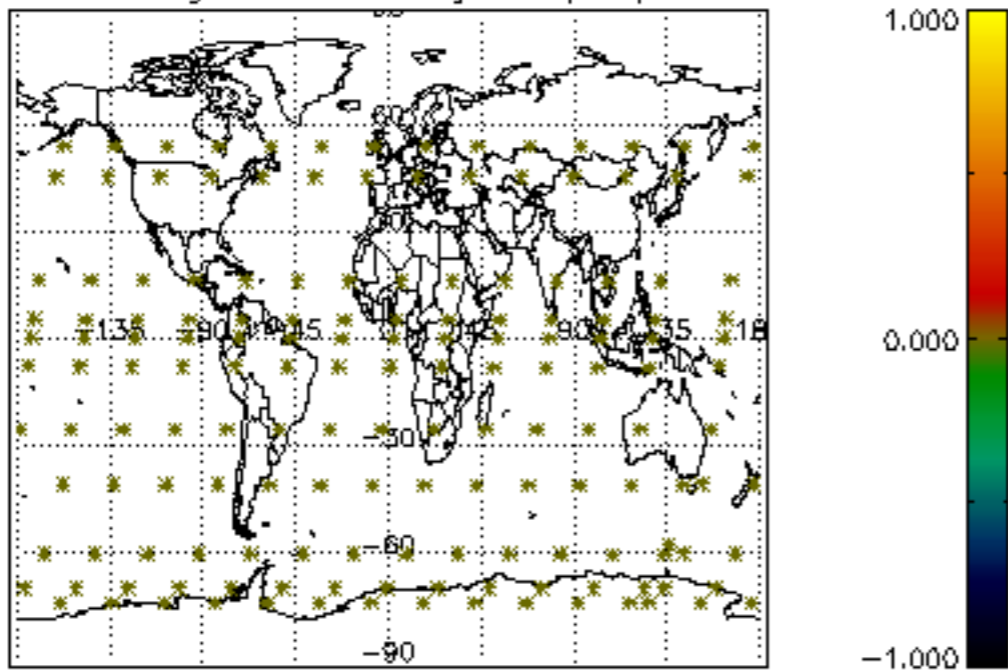
Percentage of star falling outside central band per profile



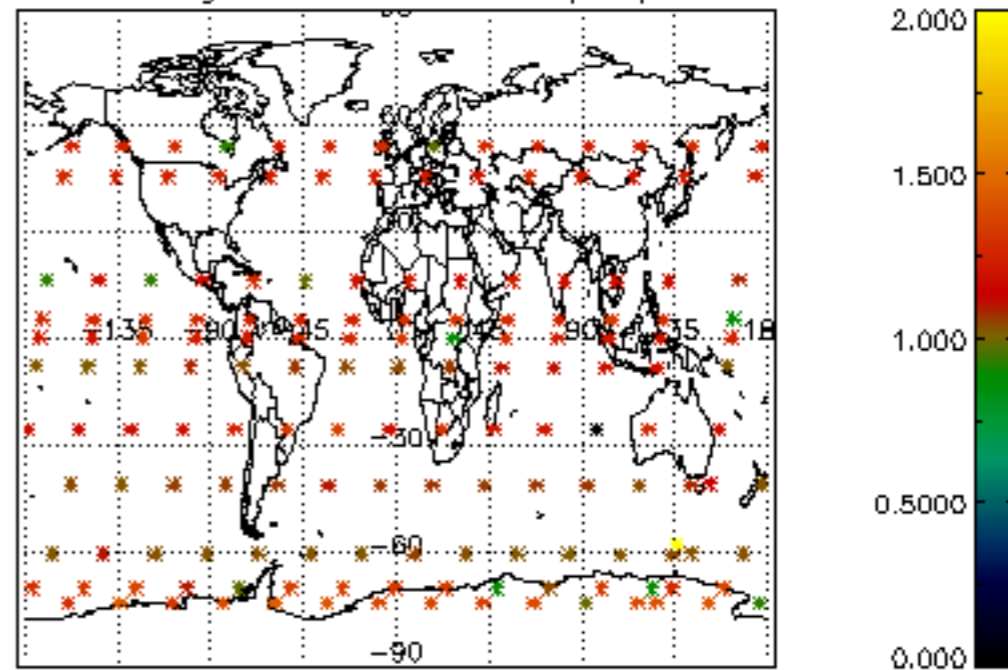
Percentage of saturation errors per profile



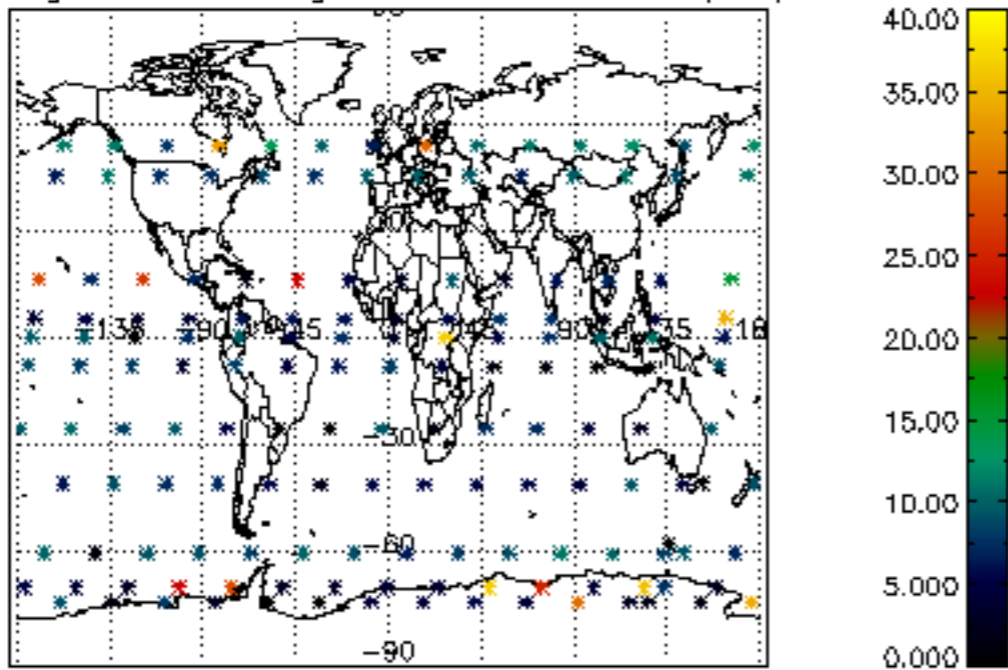
Percentage of cosmic ray hits per profile



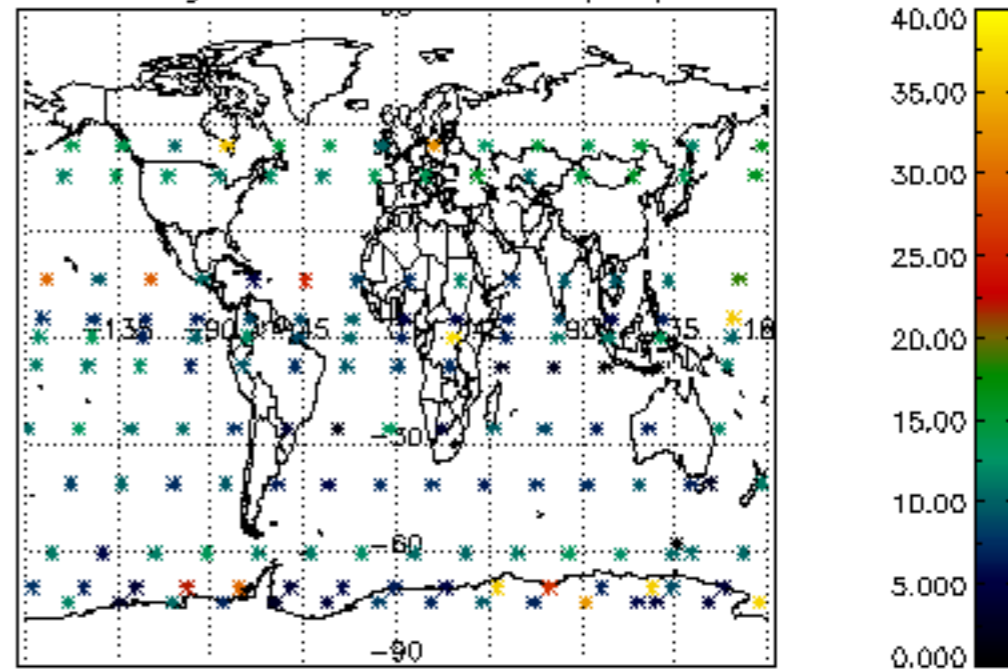
Percentage of datation errors per profile

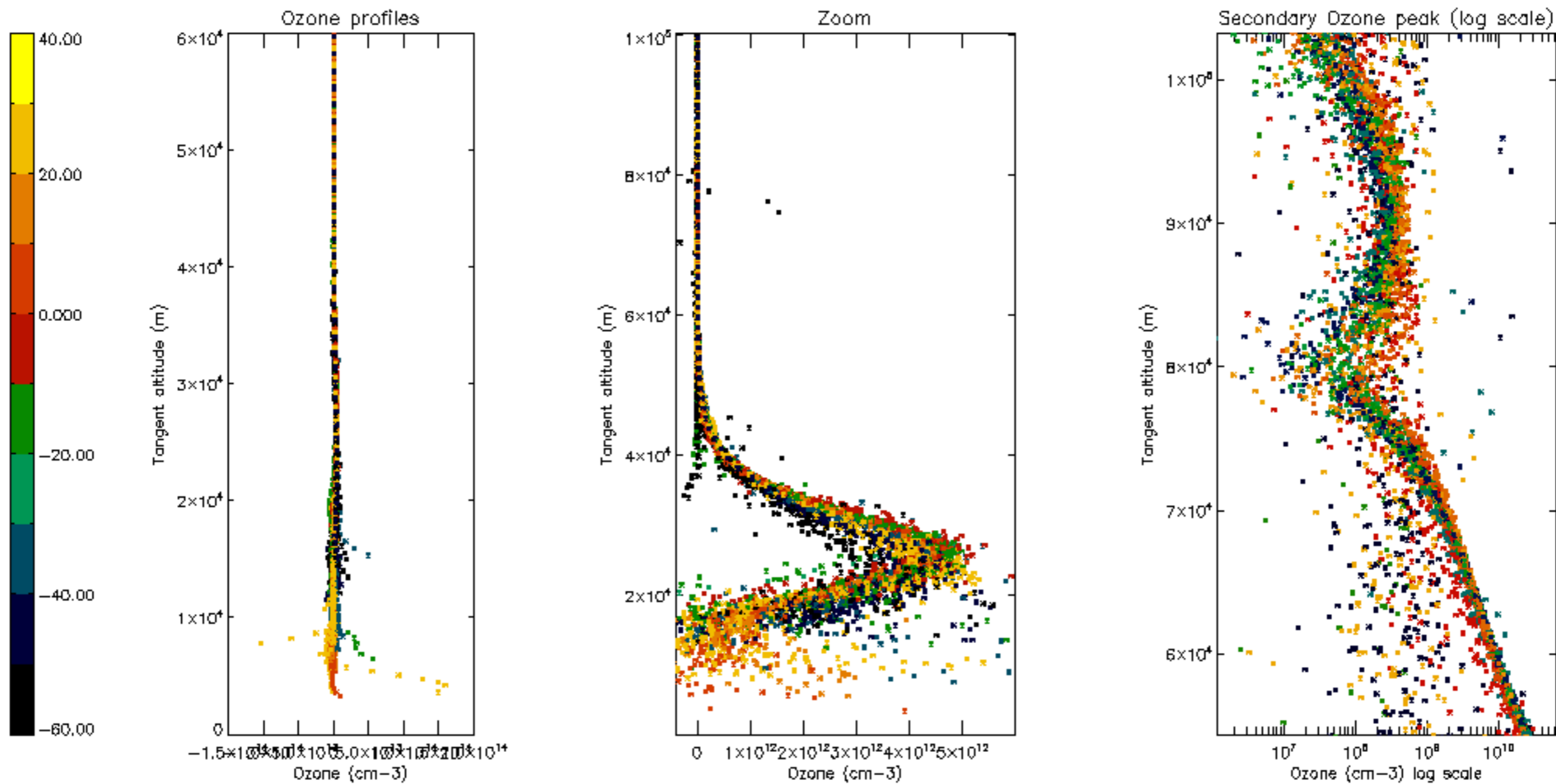


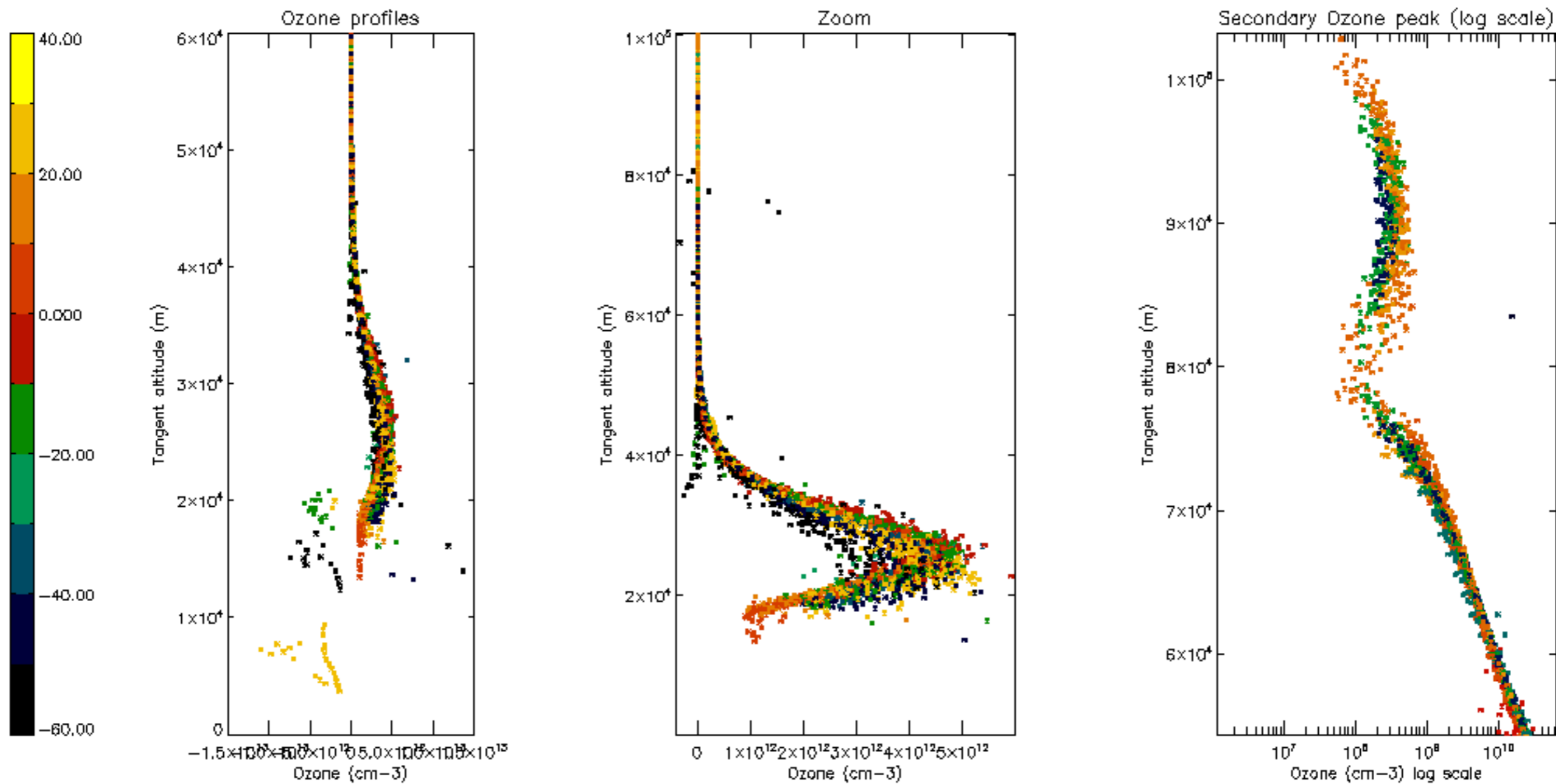
Percentage of star falling outside central band per profile

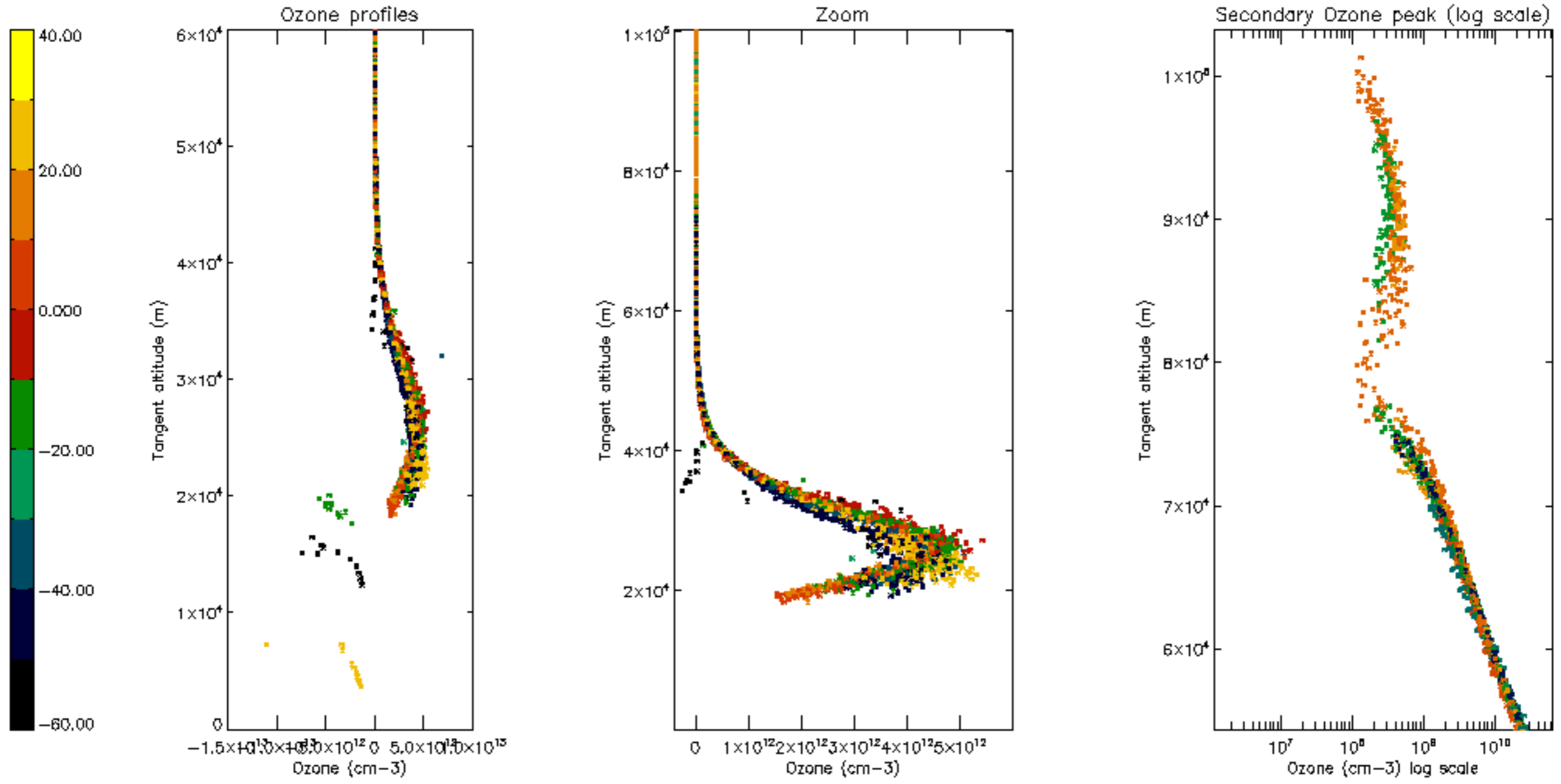


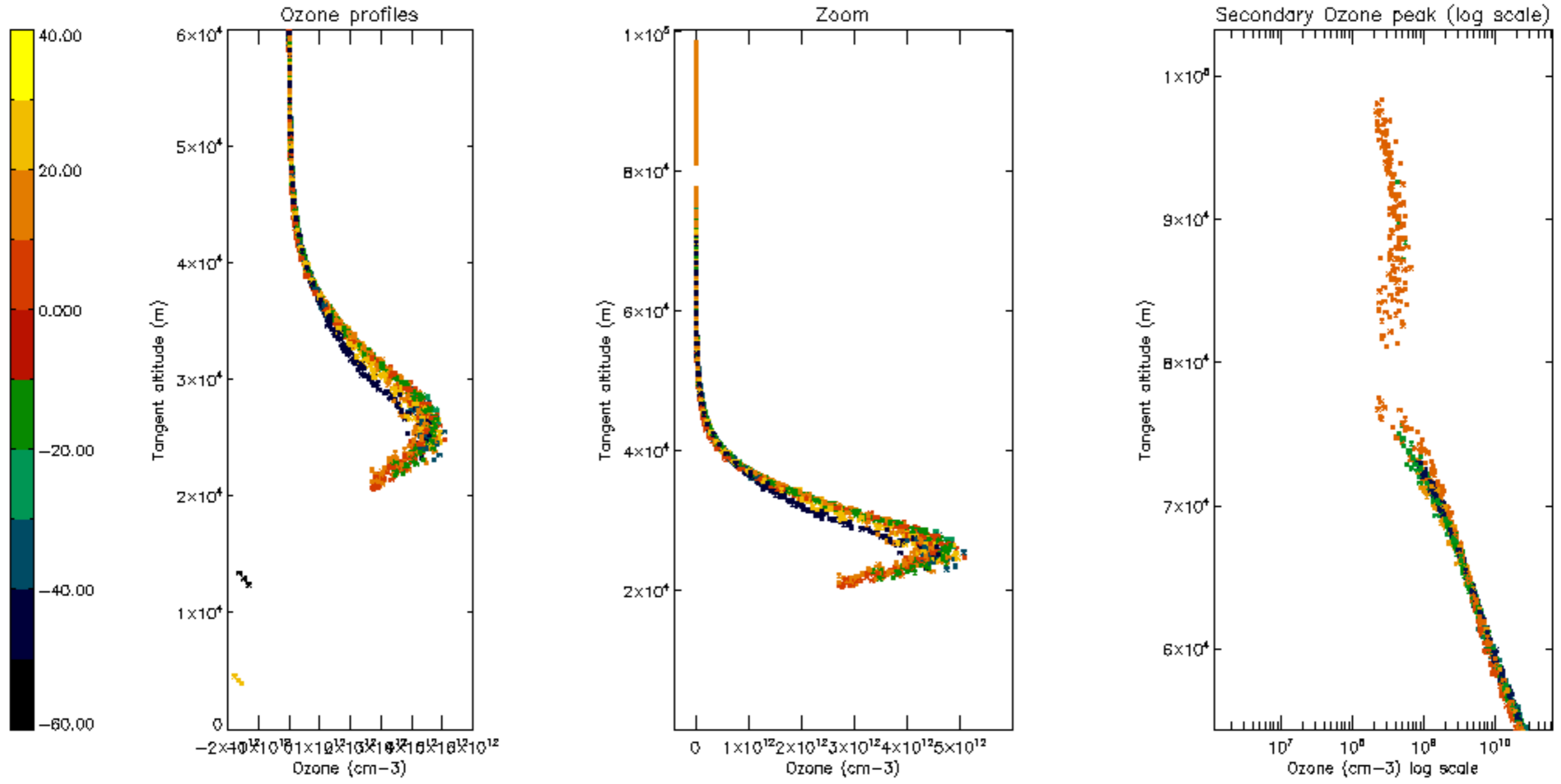
Percentage of saturation errors per profile

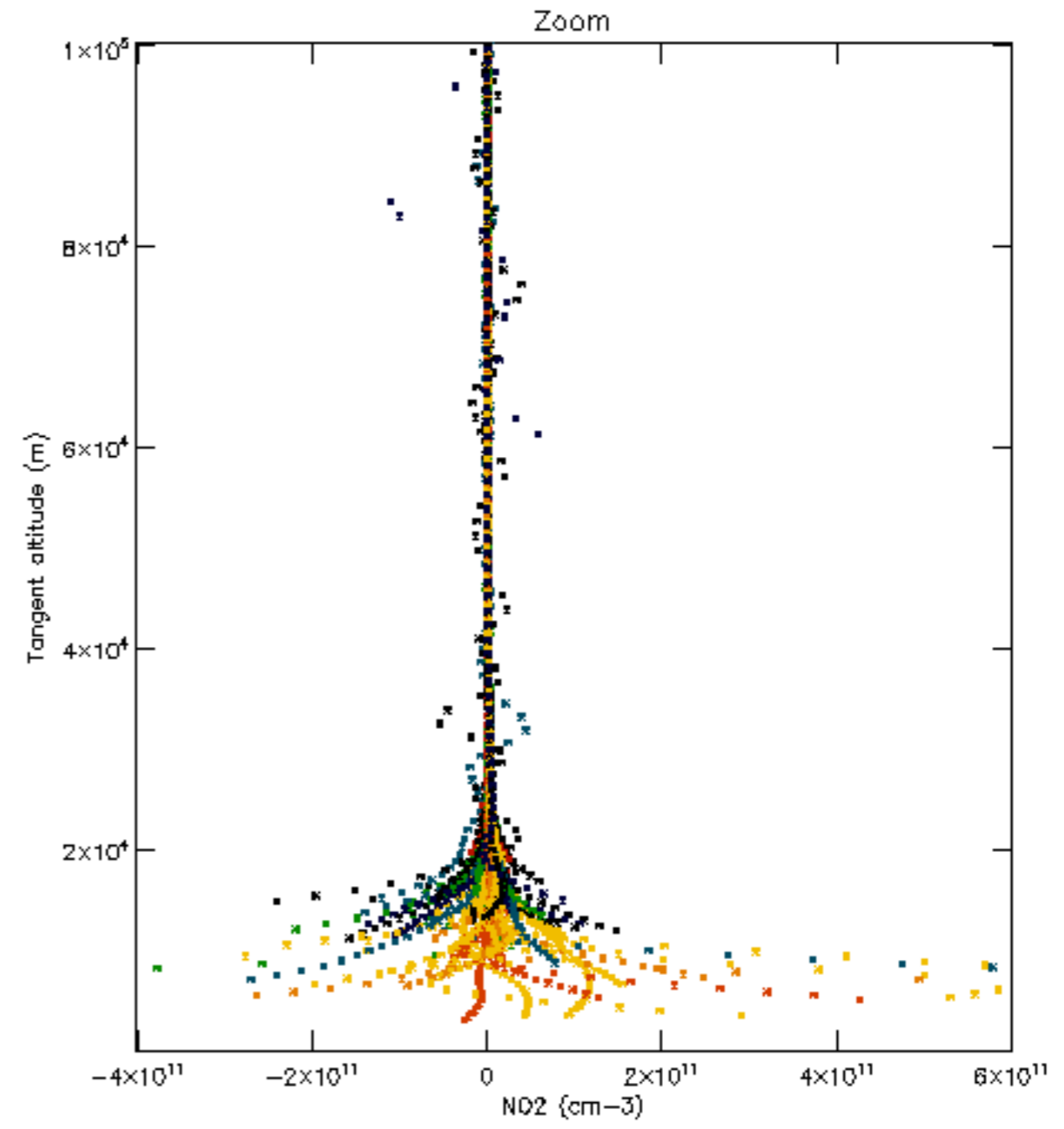
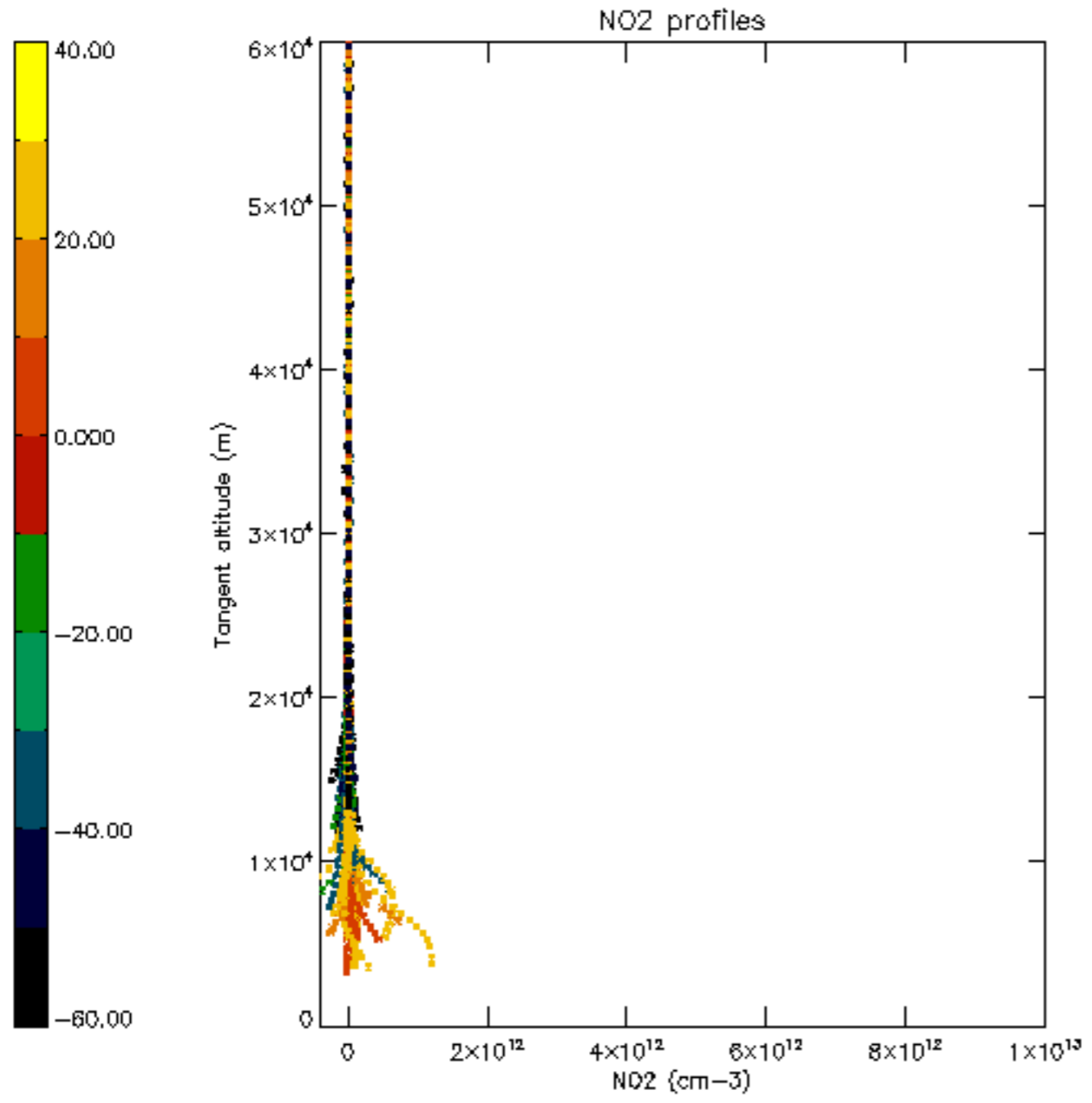


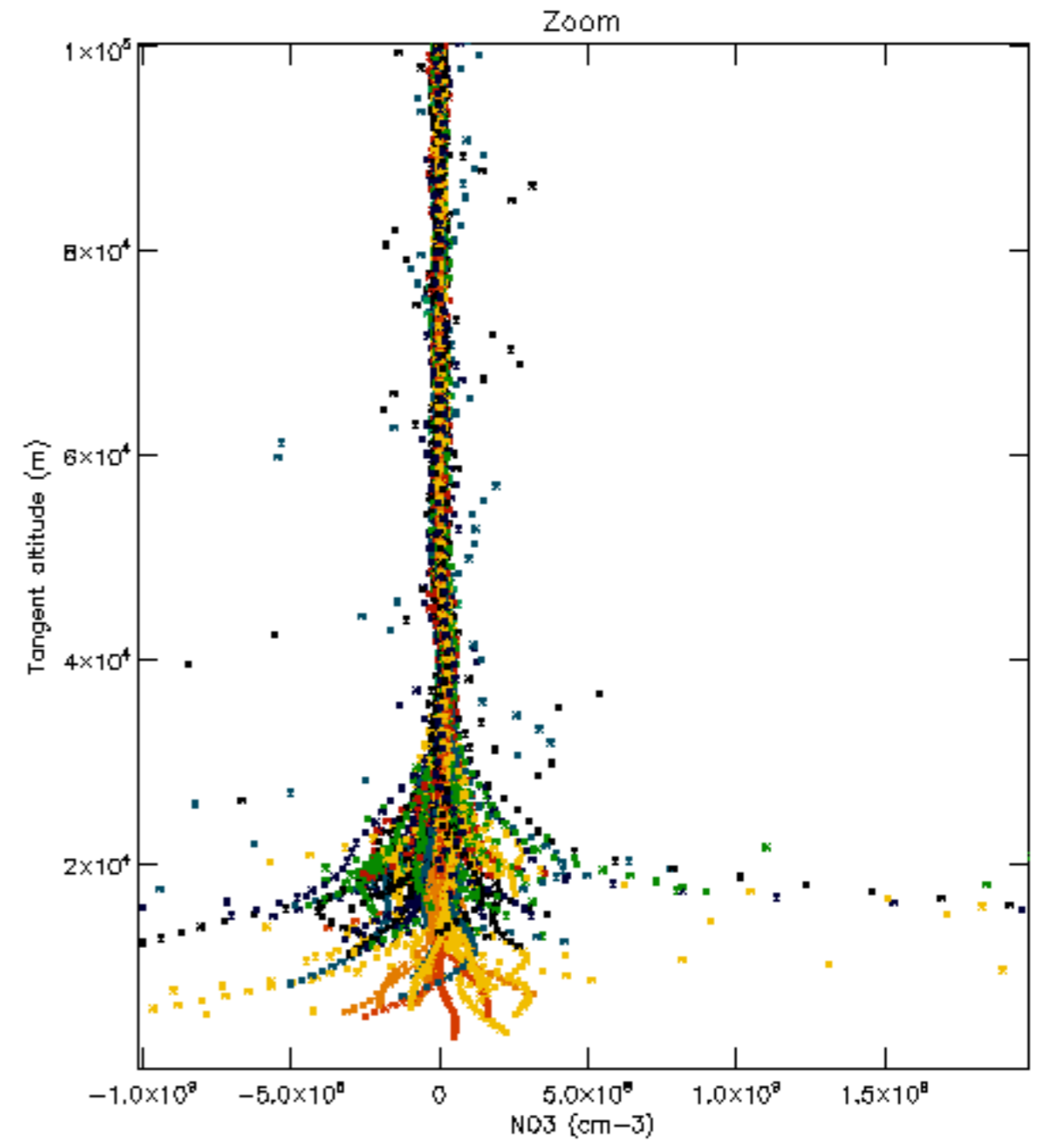
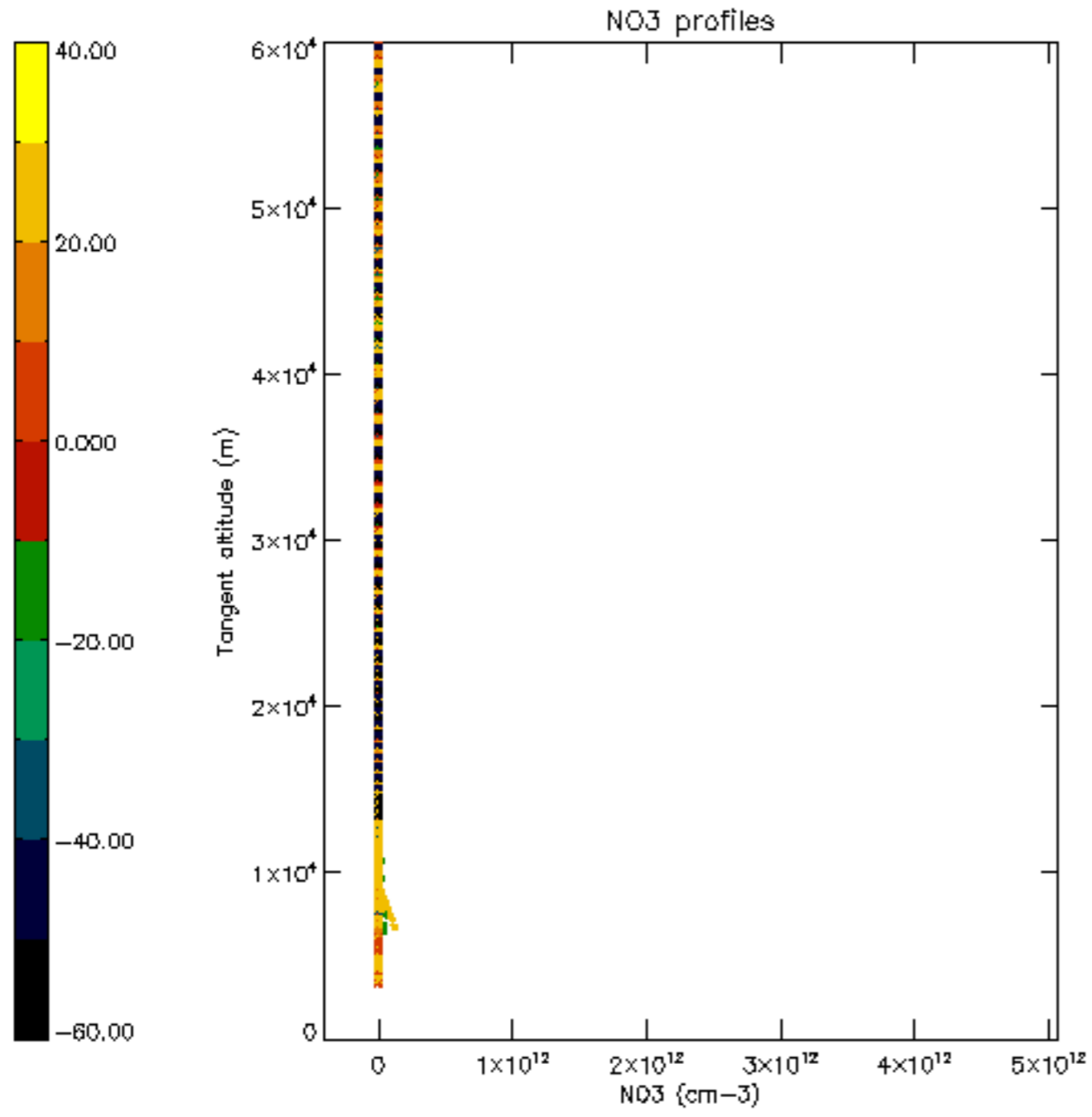


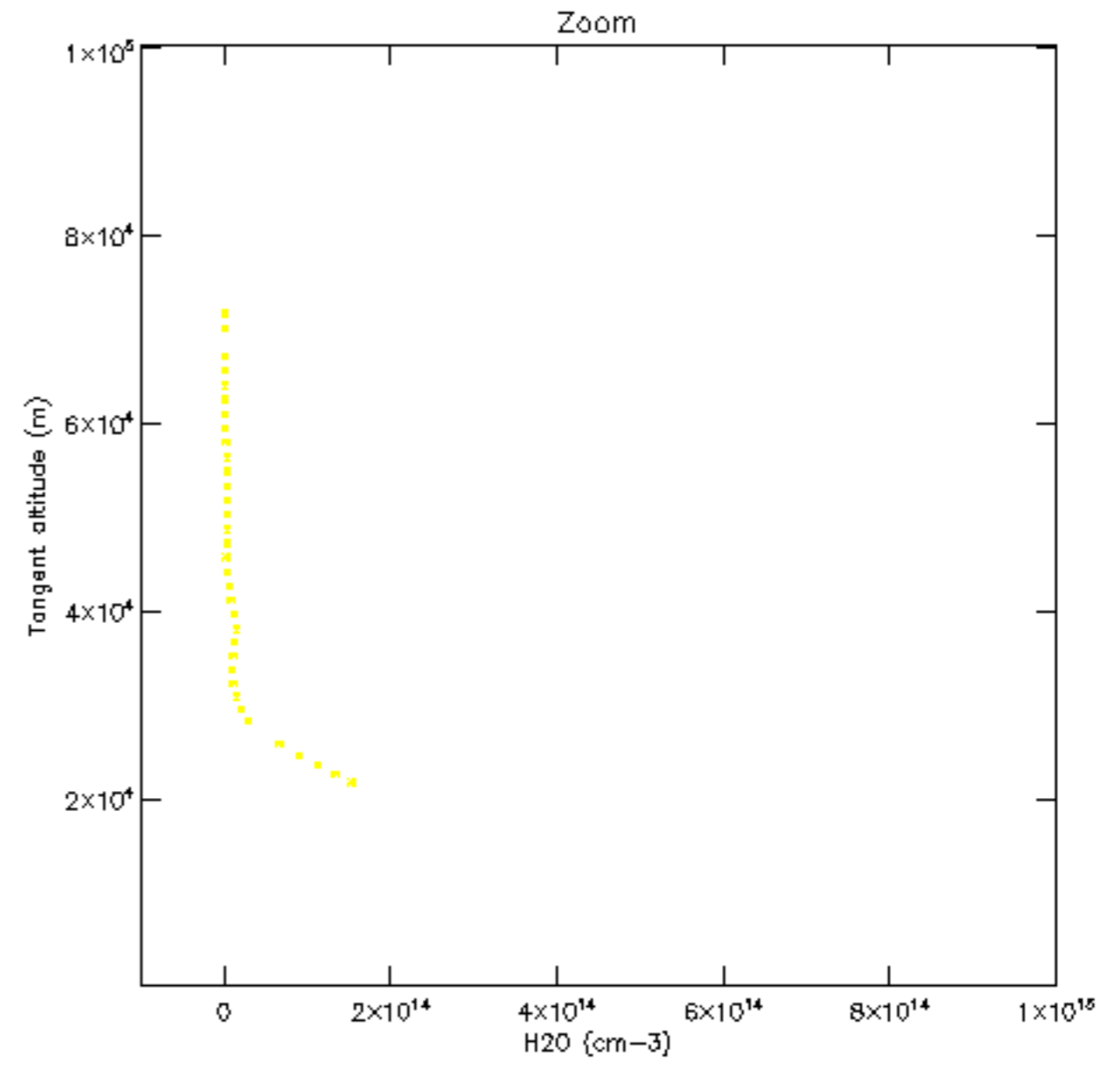
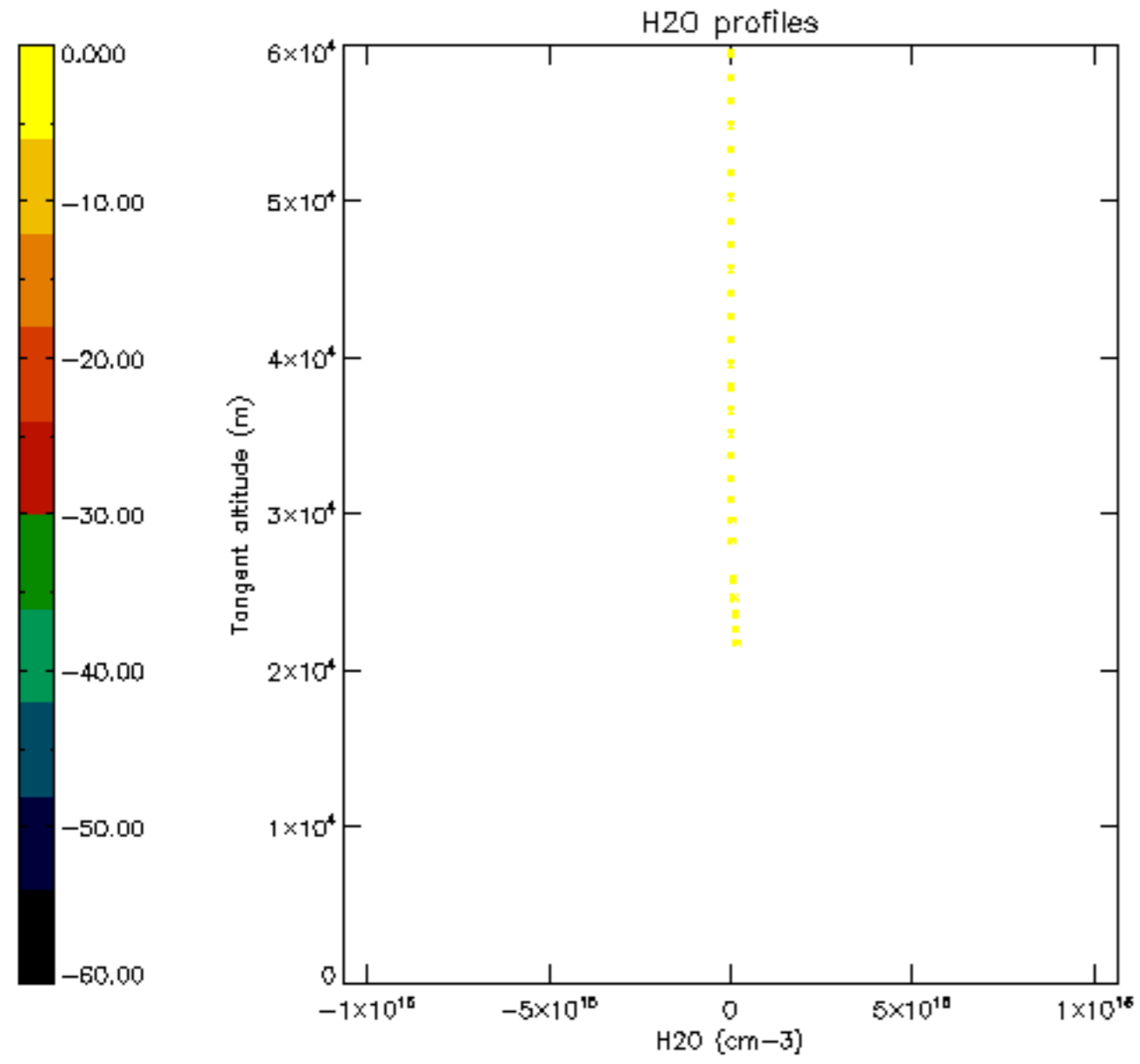


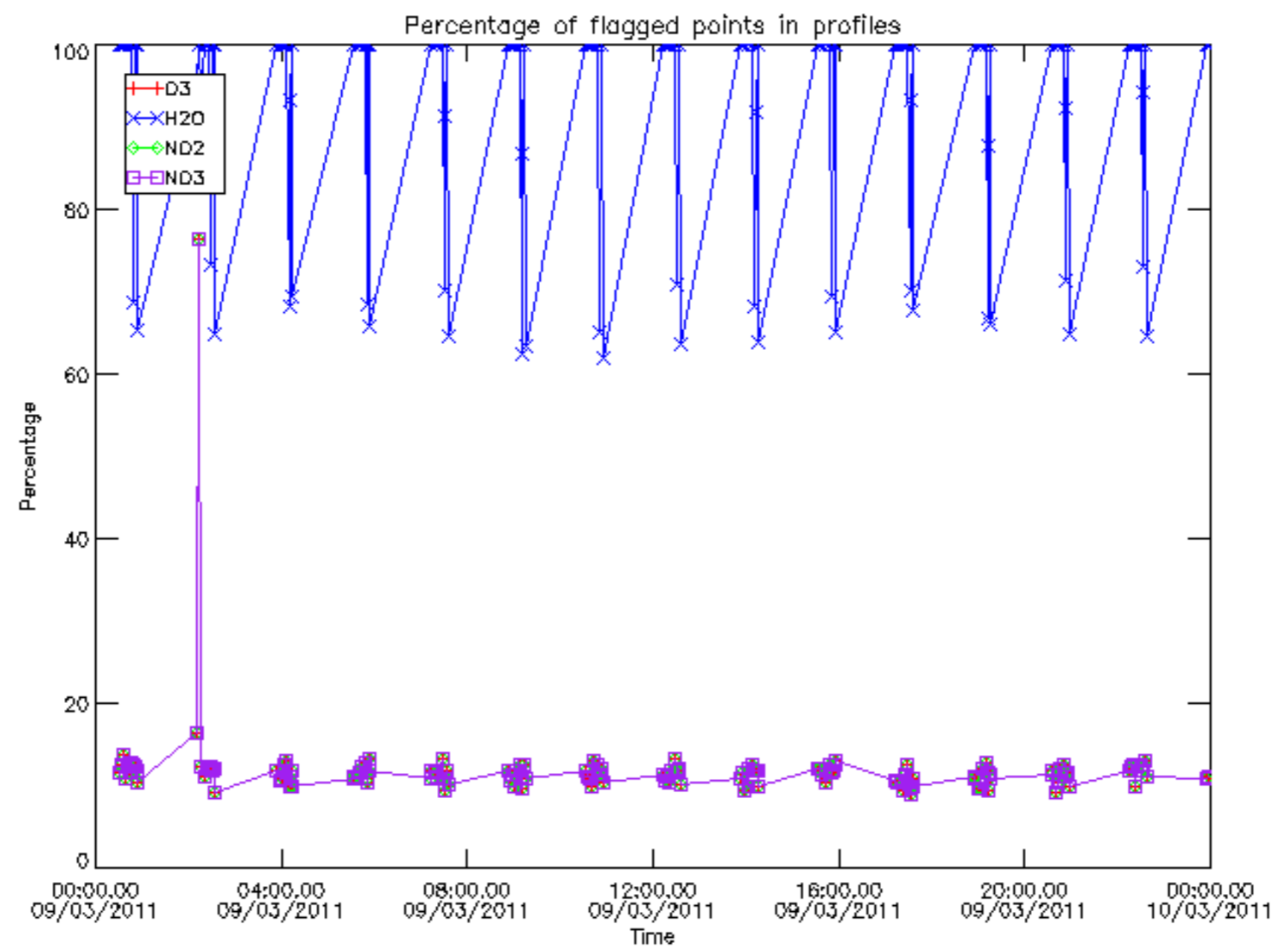




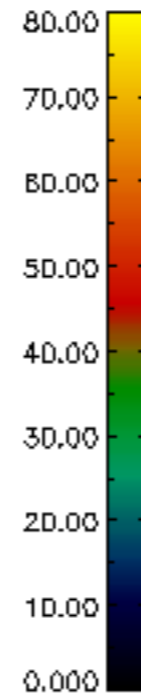
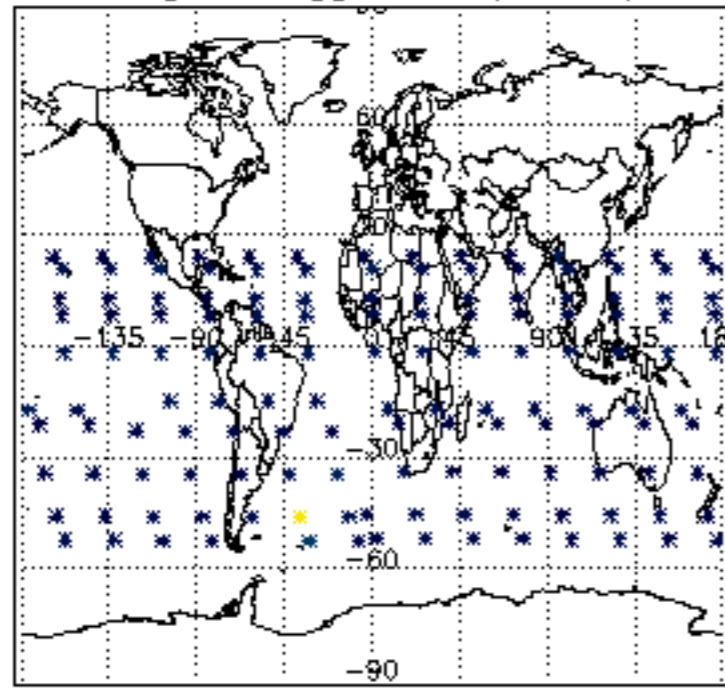




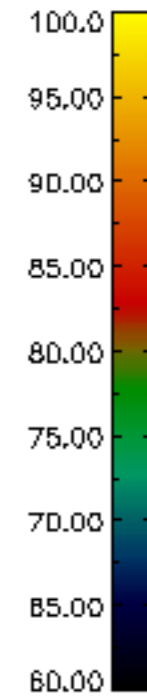
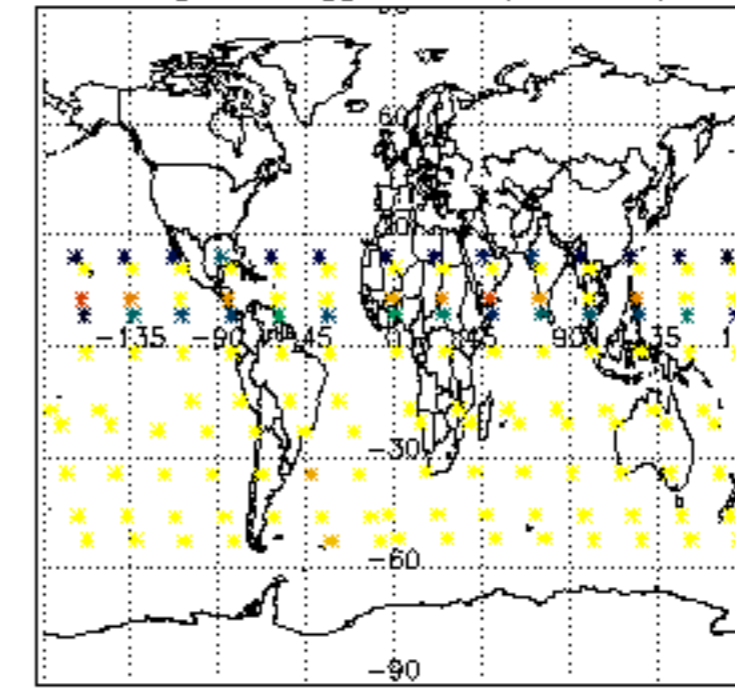




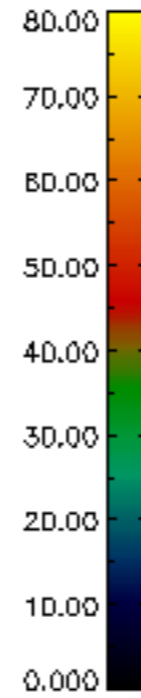
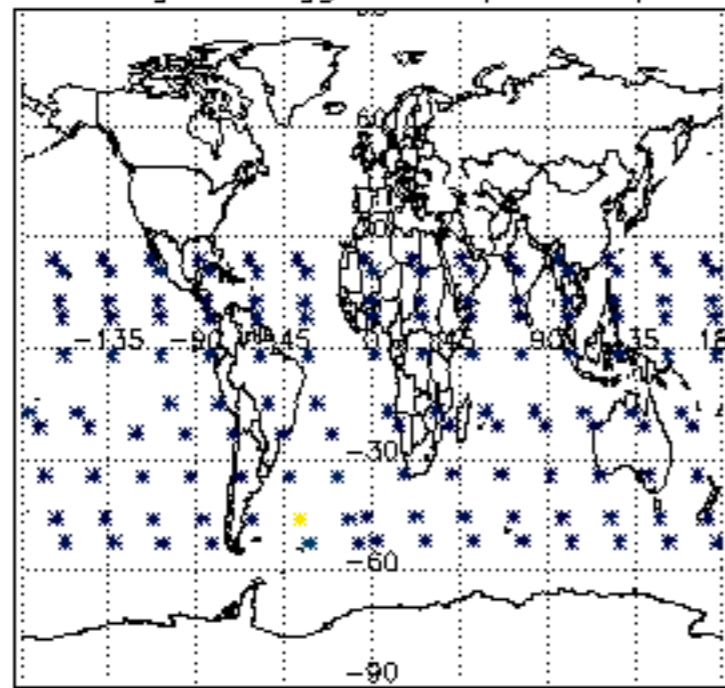
Percentage of flagged data per D3 profile



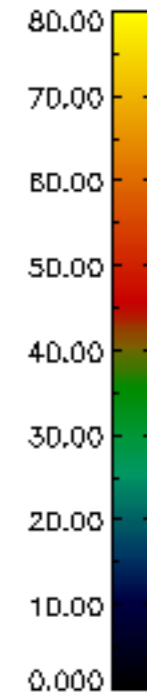
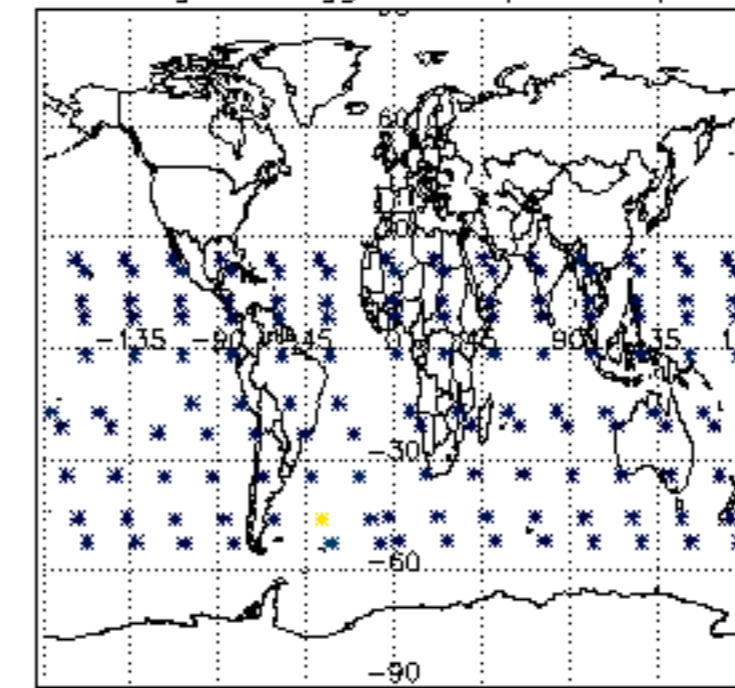
Percentage of flagged data per H2O profile

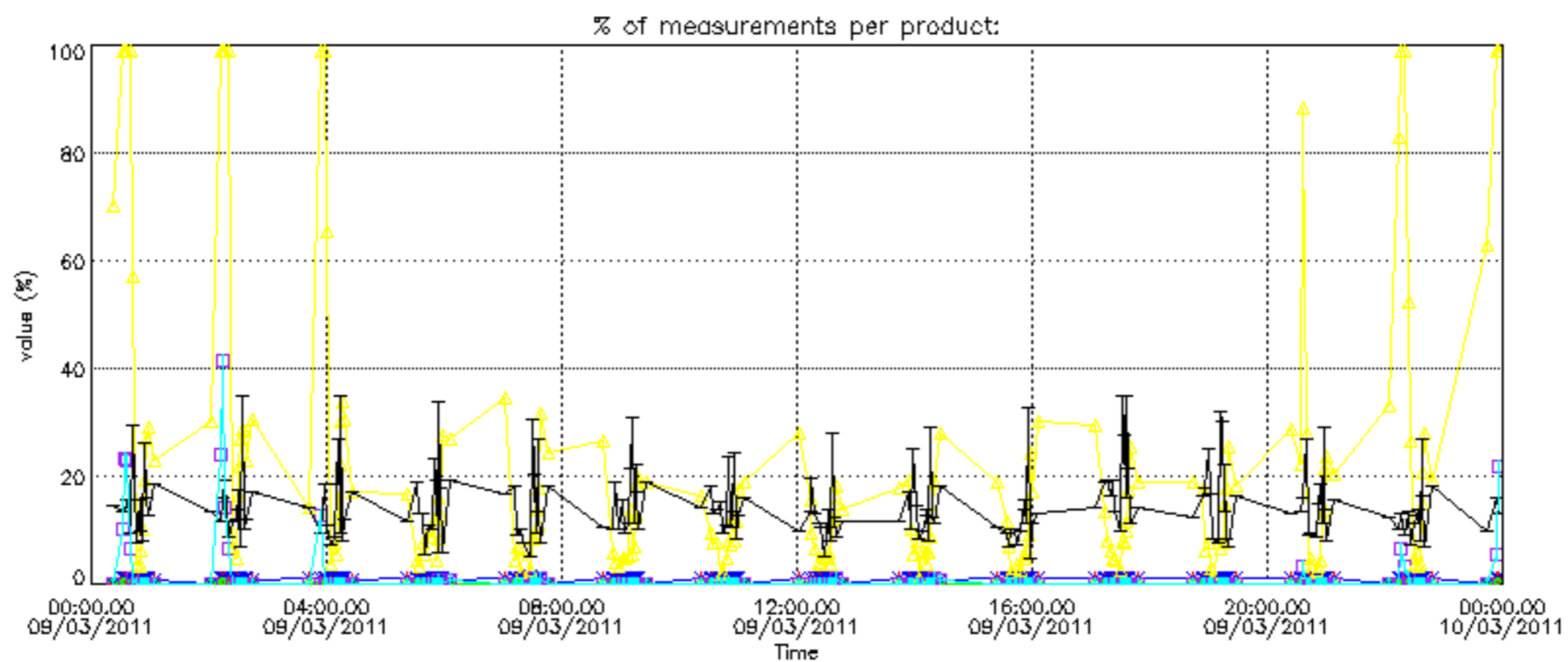
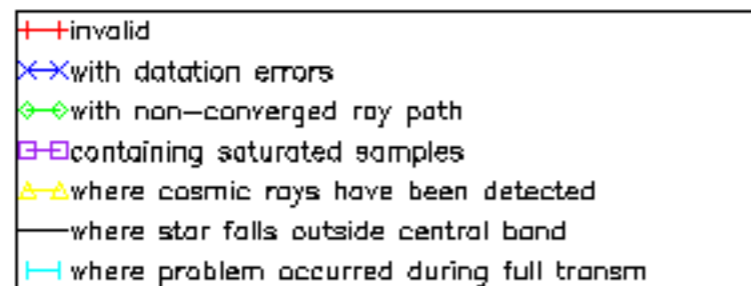


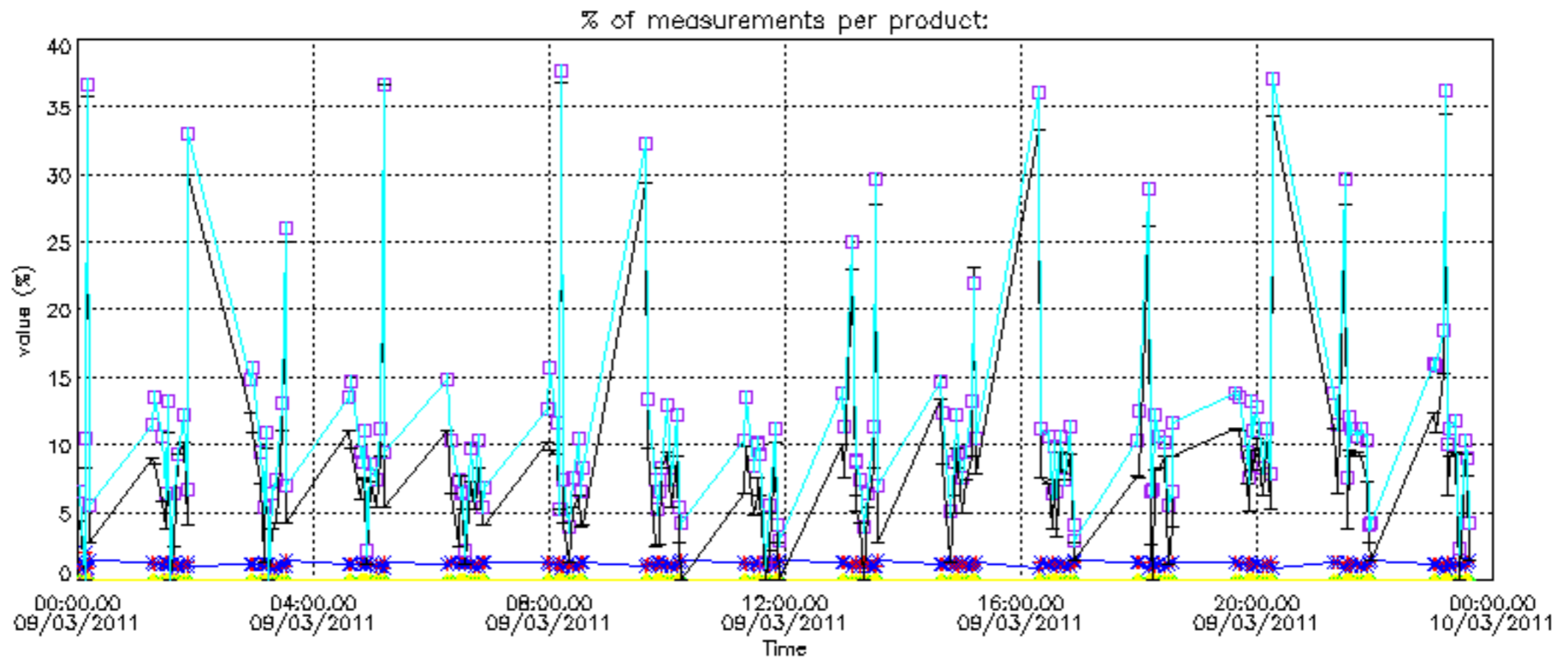
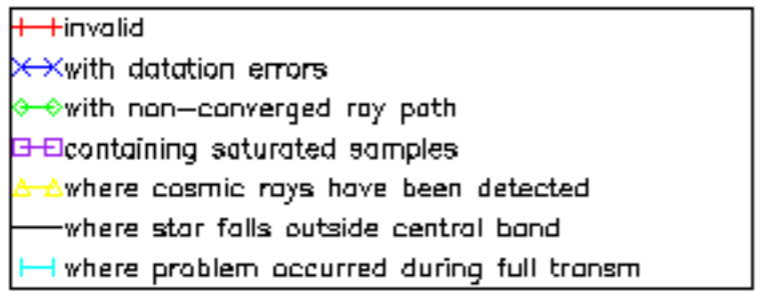
Percentage of flagged data per NO2 profile



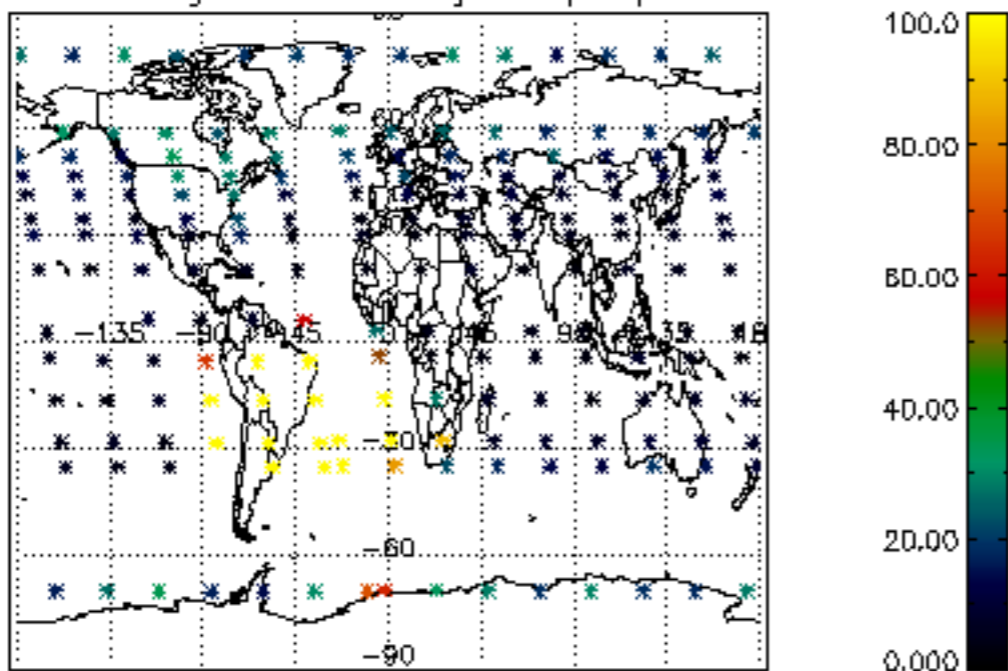
Percentage of flagged data per NO3 profile



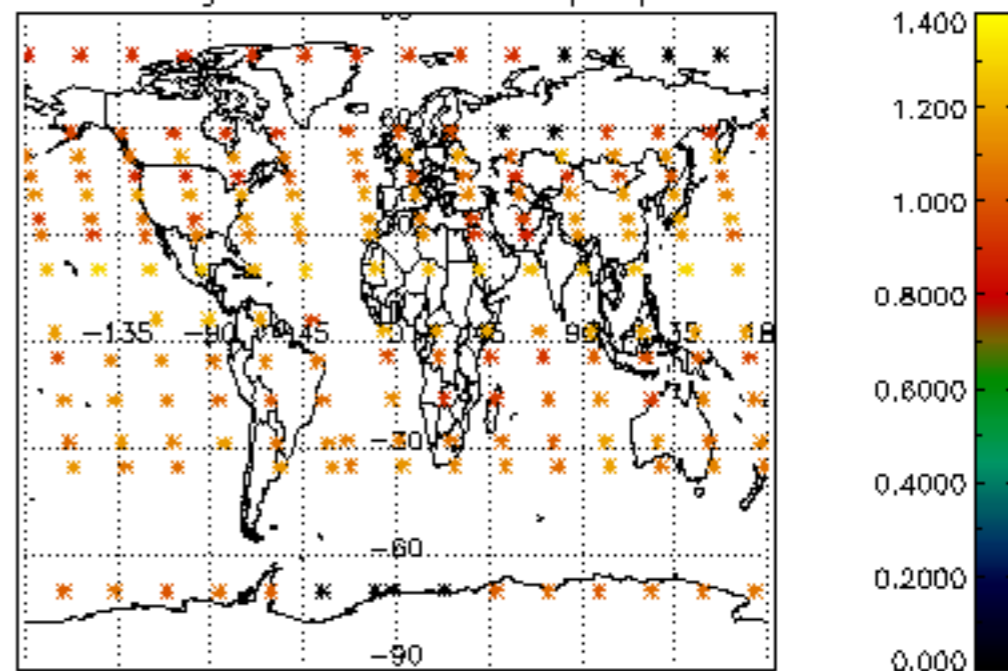




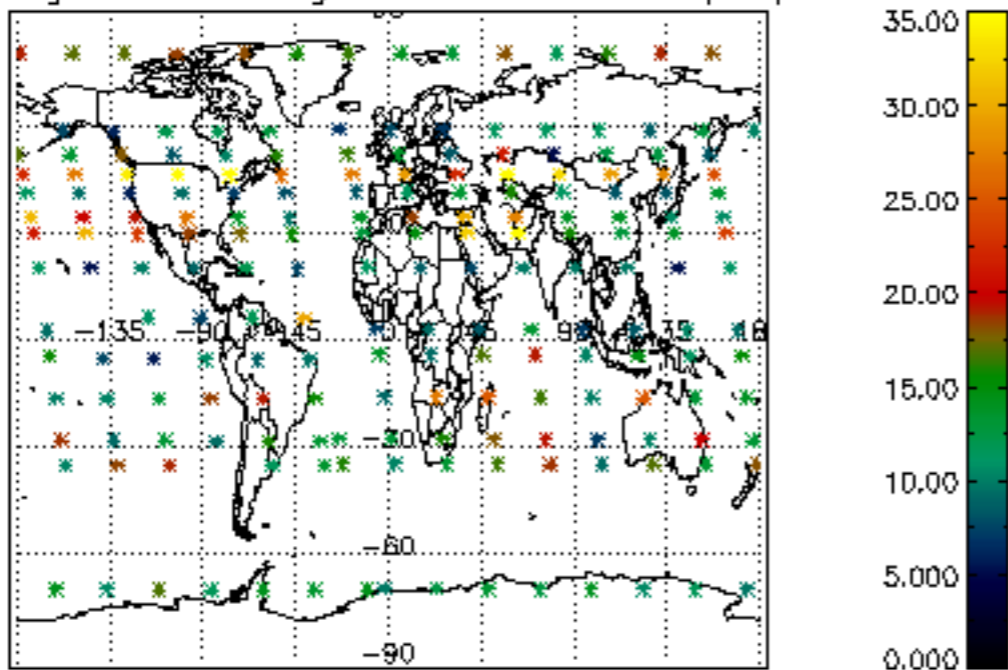
Percentage of cosmic ray hits per profile



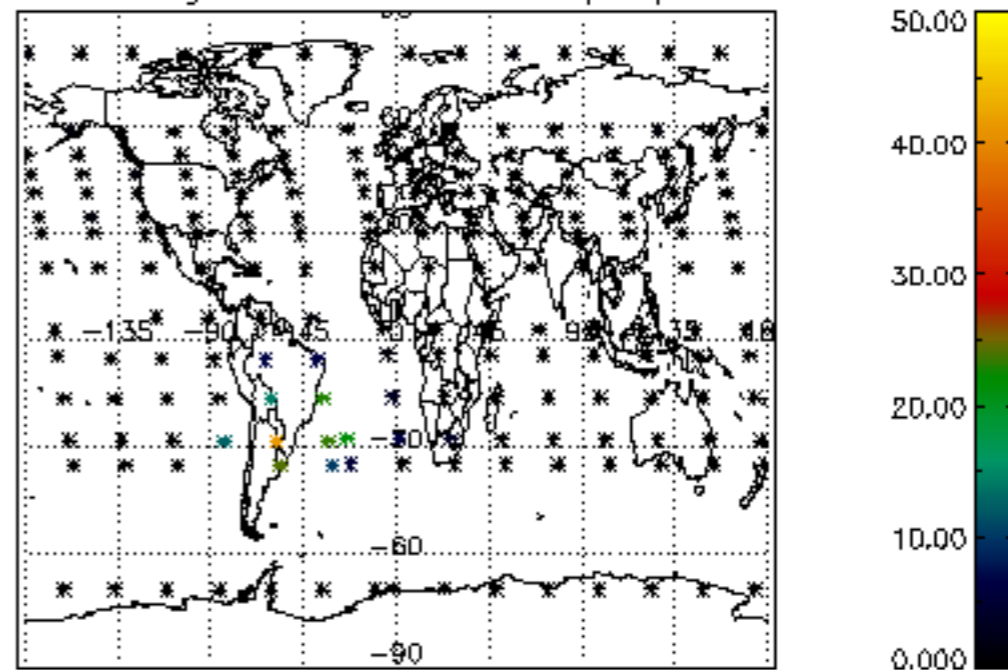
Percentage of datation errors per profile



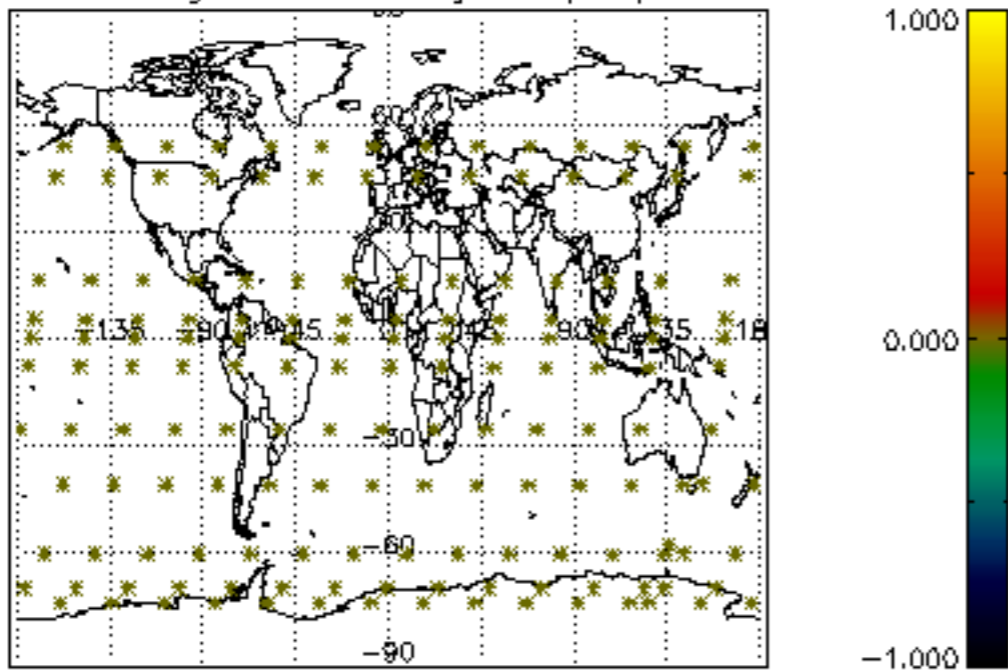
Percentage of star falling outside central band per profile



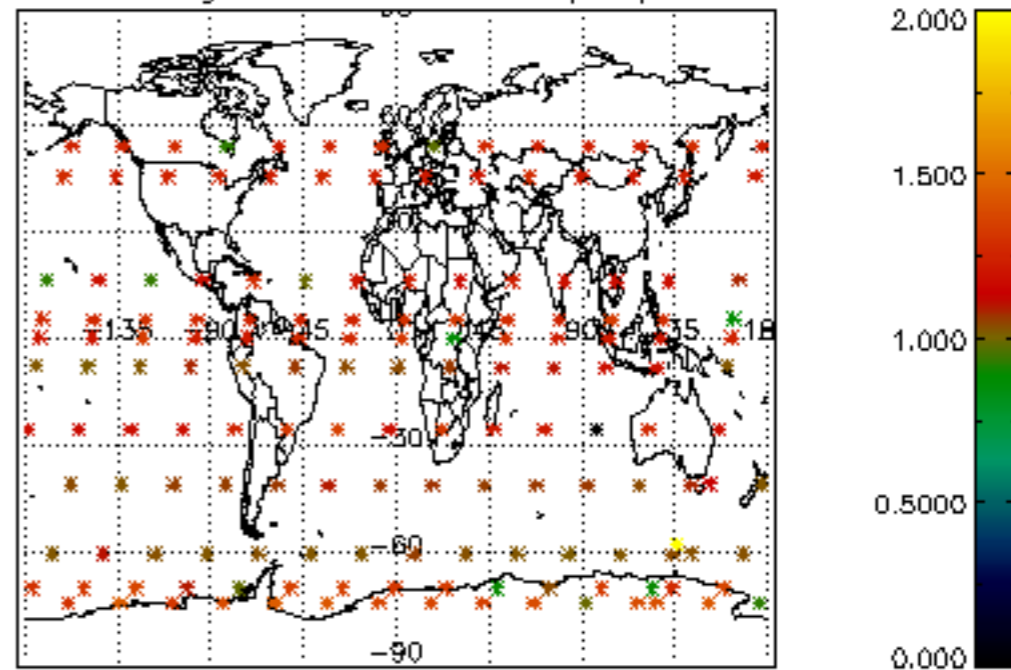
Percentage of saturation errors per profile



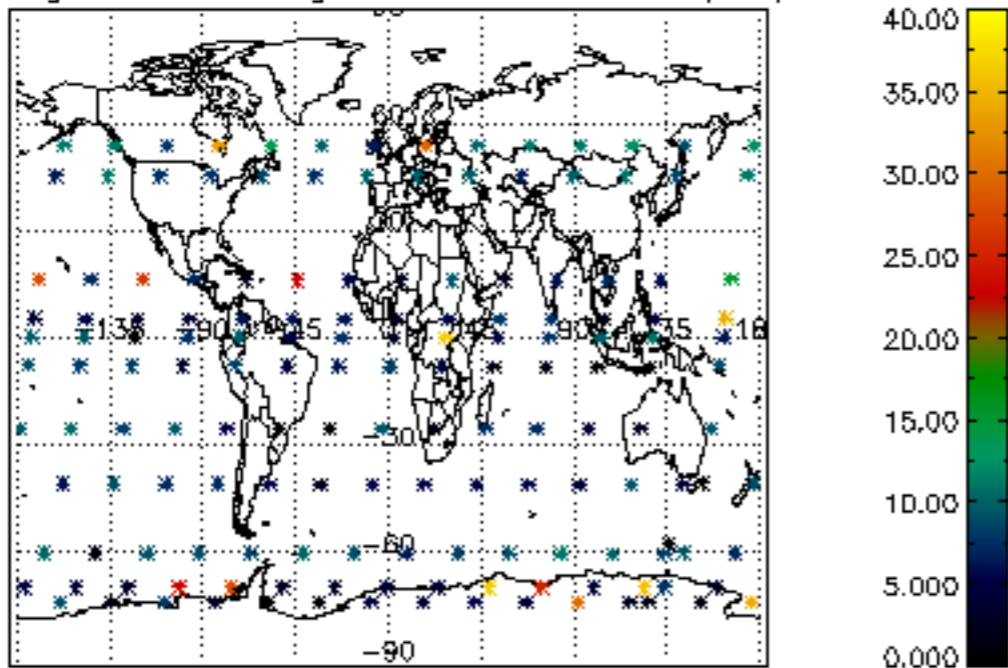
Percentage of cosmic ray hits per profile



Percentage of datation errors per profile



Percentage of star falling outside central band per profile



Percentage of saturation errors per profile

