

GOMOS Level 2 Daily Report

SUMMARY

[1. General Info](#)

[2. Summary of processed GOM_NL_2P products](#)

[3. Level 2 Quality information per product](#)

[3.1 Plot of level 2 quality information per product \(time dependant\)](#)

[3.2 Plot of level 2 quality information per product \(world map\)](#)

[4. Level 1 Quality information per product \(stored on level 2 products\)](#)

[4.1 Plot of level 1 quality information per product \(time dependant\)](#)

[4.1.1 Plot of level 1 quality information per product \(time dependant\): ASCENDING](#)

[4.1.2 Plot of level 1 quality information per product \(time dependant\): DESCENDING](#)

[4.2 Plot of level 1 quality information per product \(world map\)](#)

[4.2.1 Plot of level 1 quality information per product \(world map\): ASCENDING](#)

[4.2.2 Plot of level 1 quality information per product \(world map\): DESCENDING](#)

[5. Ozone profiles based on quality statistics and other trace gas profiles](#)

[5.1 Ozone statistics based on quality of products](#)

[5.2 Plot ozone profiles for all STD \(dark without errors\)](#)

[5.3 Plot ozone profiles where STD < 20% \(dark without errors\)](#)

[5.4. Plot ozone profiles where STD < 10% \(dark without errors\)](#)

[5.5. Plot ozone profiles where STD < 5% \(dark without errors\)](#)

[5.6 Plot NO2 profiles for all STD \(dark without errors\)](#)

[5.7 Plot NO3 profiles for all STD \(dark without errors\)](#)

[5.8 Plot H2O profiles \(only for occultations of stars 1,2,3,4,13,14,16,26,63 dark without errors\) for all STD](#)

[6. Auxiliary Data Files used for the production reported in section 2](#)

This report presents the daily analysis on parameters extracted from GOMOS level 2 data (GOM_NL__2P). It is intended to monitor some important parameters that will impact the quality of these products. A list of level 2 products (and content) that have arrived during the reporting day to the PCF is also given.

Item	Value
Time of report generation	24APR2013 11:03:55
Data source version	GOMOS/6.01
Start time of products	08-03-2011 (08MAR2011 00:00:00)
Stop time of products	09-03-2011 (09MAR2011 00:00:00)
Store outputs in DB	Yes
Nb of level 2 prods	353
Nb of prods with errors	0

2. Summary of processed GOM_NL__2P products.

Nr	Filename	UTC Start time	Limb	Duration	Star Id	Star Name	Star Mag	Star Temp	Nb Meas	Orbit	Prod. error
1	GOM_NL__2PRFIN20110308_000107_000000543100_00160_47157_4866.N1	08-MAR-2011 00:01:07	Straylight	53.500	171	2Eps Crv	3.0010	4250.0	107	47157	No
2	GOM_NL__2PRFIN20110308_001239_000000413100_00160_47157_4867.N1	08-MAR-2011 00:12:39	Bright	40.500	22	32Alp Leo	1.3600	15200.	81	47157	No
3	GOM_NL__2PRFIN20110308_001504_000000413100_00160_47157_4868.N1	08-MAR-2011 00:15:04	Bright	41.000	51	41Gam1Leo	2.0100	4500.0	82	47157	No
4	GOM_NL__2PRFIN20110308_002322_000000423100_00160_47157_4869.N1	08-MAR-2011 00:23:22	Bright	42.000	174	52Psi UMa	3.0040	4400.0	84	47157	No
5	GOM_NL__2PRFIN20110308_002622_000000403100_00160_47157_4870.N1	08-MAR-2011 00:26:22	Bright	40.000	82	48Bet UMa	2.3650	10600.	80	47157	No
6	GOM_NL__2PRFIN20110308_002747_000000393100_00160_47157_4871.N1	08-MAR-2011 00:27:47	Bright	39.000	36	50Alp UMa	1.8000	6300.0	78	47157	No
7	GOM_NL__2PRFIN20110308_003458_000000433100_00160_47157_4872.N1	08-MAR-2011 00:34:58	Bright	42.500	60	7Bet UMi	2.0810	3950.0	85	47157	No
8	GOM_NL__2PRFIN20110308_003924_000000473100_00160_47157_4873.N1	08-MAR-2011 00:39:24	Bright	47.000	119	14Eta Dra	2.7270	4700.0	94	47157	No
9	GOM_NL__2PRFIN20110308_004404_000000483100_00160_47157_4874.N1	08-MAR-2011 00:44:04	Bright	48.000	130	23Bet Dra	2.7990	5800.0	96	47157	No
10	GOM_NL__2PRFIN20110308_004736_000000383100_00160_47157_4875.N1	08-MAR-2011 00:47:36	Bright	38.000	144	18Del Cyg	2.8600	11000.	76	47157	No
11	GOM_NL__2PRFIN20110308_004854_000000373100_00160_47157_4876.N1	08-MAR-2011 00:48:54	Bright	37.000	66	37Gam Cyg	2.2080	5900.0	74	47157	No
12	GOM_NL__2PRFIN20110308_005753_000000473100_00160_47157_4877.N1	08-MAR-2011 00:57:53	Bright	46.500	168	17Zet Aql	2.9860	11000.	93	47157	No
13	GOM_NL__2PRFIN20110308_010755_000000443100_00160_47157_4878.N1	08-MAR-2011 01:07:55	Dark	43.500	155	41Pi Sgr	2.9000	6600.0	87	47157	No
14	GOM_NL__2PRFIN20110308_010950_000000443100_00160_47157_4879.N1	08-MAR-2011 01:09:50	Dark	43.500	57	34Sig Sgr	2.0660	26000.	87	47157	No
15	GOM_NL__2PRFIN20110308_011306_000000493100_00160_47157_4880.N1	08-MAR-2011 01:13:06	Dark	49.000	38	20Eps Sgr	1.8360	11000.	98	47157	No
16	GOM_NL__2PRFIN20110308_011609_000000463100_00160_47157_4881.N1	08-MAR-2011 01:16:09	Dark	45.500	85	Kap Sco	2.4070	28000.	91	47157	No
17	GOM_NL__2PRFIN20110308_011929_000000413100_00161_47158_4843.N1	08-MAR-2011 01:19:29	Dark	41.000	141	Bet Ara	2.8400	4600.0	82	47158	No
18	GOM_NL__2PRFIN20110308_012322_000000403100_00161_47158_4844.N1	08-MAR-2011 01:23:22	Dark	40.000	134	Bet TrA	2.8100	6600.0	80	47158	No
19	GOM_NL__2PRFIN20110308_012603_000000453100_00161_47158_4845.N1	08-MAR-2011 01:26:03	Dark	45.000	4	Alp1Cen	-0.010000	5800.0	90	47158	No
20	GOM_NL__2PRFIN20110308_012719_000000453100_00161_47158_4846.N1	08-MAR-2011 01:27:19	Dark	44.500	10	Bet Cen	0.61000	28000.	89	47158	No
21	GOM_NL__2PRFIN20110308_012915_000000433100_00161_47158_4847.N1	08-MAR-2011 01:29:15	Dark	42.500	77	Eps Cen	2.3030	28000.	85	47158	No
22	GOM_NL__2PRFIN20110308_013044_000000473100_00161_47158_4848.N1	08-MAR-2011 01:30:44	Dark	47.000	26	Gam Cru	1.6240	2900.0	94	47158	No
23	GOM_NL__2PRFIN20110308_013219_000000463100_00161_47158_4849.N1	08-MAR-2011 01:32:19	Straylight	45.500	64	Gam Cen	2.2000	10600.	91	47158	No
24	GOM_NL__2PRFIN20110308_013411_000000553100_00161_47158_4850.N1	08-MAR-2011 01:34:11	Straylight	54.500	123	lot Cen	2.7500	10200.	109	47158	No
25	GOM_NL__2PRFIN20110308_014122_000000583100_00161_47158_4851.N1	08-MAR-2011 01:41:22	Straylight	58.000	171	2Eps Crv	3.0010	4250.0	116	47158	No
26	GOM_NL__2PRFIN20110308_015253_000000403100_00161_47158_4852.N1	08-MAR-2011 01:52:53	Bright	40.000	22	32Alp Leo	1.3600	15200.	80	47158	No
27	GOM_NL__2PRFIN20110308_015518_000000423100_00161_47158_4853.N1	08-MAR-2011 01:55:18	Bright	42.000	51	41Gam1Leo	2.0100	4500.0	84	47158	No
28	GOM_NL__2PRFIN20110308_020336_000000443100_00161_47158_4854.N1	08-MAR-2011 02:03:36	Bright	43.500	174	52Psi UMa	3.0040	4400.0	87	47158	No
29	GOM_NL__2PRFIN20110308_020636_000000403100_00161_47158_4855.N1	08-MAR-2011 02:06:36	Bright	39.500	82	48Bet UMa	2.3650	10600.	79	47158	No
30	GOM_NL__2PRFIN20110308_020801_000000393100_00161_47158_4856.N1	08-MAR-2011 02:08:01	Bright	39.000	36	50Alp UMa	1.8000	6300.0	78	47158	No
31	GOM_NL__2PRFIN20110308_021511_000000403100_00161_47158_4857.N1	08-MAR-2011 02:15:11	Bright	39.500	60	7Bet UMi	2.0810	3950.0	79	47158	No
32	GOM_NL__2PRFIN20110308_021937_000000473100_00161_47158_4858.N1	08-MAR-2011 02:19:37	Bright	46.500	119	14Eta Dra	2.7270	4700.0	93	47158	No
33	GOM_NL__2PRFIN20110308_022418_000000493100_00161_47158_4859.N1	08-MAR-2011 02:24:18	Bright	48.500	130	23Bet Dra	2.7990	5800.0	97	47158	No
34	GOM_NL__2PRFIN20110308_022750_000000363100_00161_47158_4860.N1	08-MAR-2011 02:27:50	Bright	36.000	144	18Del Cyg	2.8600	11000.	72	47158	No
35	GOM_NL__2PRFIN20110308_022908_000000363100_00161_47158_4861.N1	08-MAR-2011 02:29:08	Bright	35.500	66	37Gam Cyg	2.2080	5900.0	71	47158	No
36	GOM_NL__2PRFIN20110308_023807_000000453100_00161_47158_4862.N1	08-MAR-2011 02:38:07	Bright	45.000	168	17Zet Aql	2.9860	11000.	90	47158	No
37	GOM_NL__2PRFIN20110308_025005_000000423100_00161_47158_4863.N1	08-MAR-2011 02:50:05	Dark	41.500	57	34Sig Sgr	2.0660	26000.	83	47158	No
38	GOM_NL__2PRFIN20110308_025321_000000483100_00161_47158_4864.N1	08-MAR-2011 02:53:21	Dark	48.000	38	20Eps Sgr	1.8360	11000.	96	47158	No
39	GOM_NL__2PRFIN20110308_025624_000000473100_00161_47158_4865.N1	08-MAR-2011 02:56:24	Dark	46.500	85	Kap Sco	2.4070	28000.	93	47158	No
40	GOM_NL__2PRFIN20110308_025944_000000433100_00162_47159_4844.N1	08-MAR-2011 02:59:44	Dark	42.500	141	Bet Ara	2.8400	4600.0	85	47159	No
41	GOM_NL__2PRFIN20110308_030336_000000403100_00162_47159_4845.N1	08-MAR-2011 03:03:36	Dark	40.000	134	Bet TrA	2.8100	6600.0	80	47159	No
42	GOM_NL__2PRFIN20110308_030617_000000453100_00162_47159_4846.N1	08-MAR-2011 03:06:17	Dark	44.500	4	Alp1Cen	-0.010000	5800.0	89	47159	No

43	GOM_NL__2PRFIN20110308_030734_000000453100_00162_47159_4847.N1	08-MAR-2011 03:07:34	Dark	44.500	10	Bet Cen	0.61000	28000.	89	47159	No
44	GOM_NL__2PRFIN20110308_030930_000000443100_00162_47159_4848.N1	08-MAR-2011 03:09:30	Dark	43.500	77	Eps Cen	2.3030	28000.	87	47159	No
45	GOM_NL__2PRFIN20110308_031059_000000483100_00162_47159_4849.N1	08-MAR-2011 03:10:59	Dark	48.000	26	Gam Cru	1.6240	2900.0	96	47159	No
46	GOM_NL__2PRFIN20110308_031233_000000483100_00162_47159_4850.N1	08-MAR-2011 03:12:33	Straylight	47.500	64	Gam Cen	2.2000	10600.	95	47159	No
47	GOM_NL__2PRFIN20110308_031425_000000543100_00162_47159_4851.N1	08-MAR-2011 03:14:25	Straylight	53.500	123	lot Cen	2.7500	10200.	107	47159	No
48	GOM_NL__2PRFIN20110308_032136_000000583100_00162_47159_4852.N1	08-MAR-2011 03:21:36	Straylight	57.500	171	2Eps Crv	3.0010	4250.0	115	47159	No
49	GOM_NL__2PRFIN20110308_033307_000000413100_00162_47159_4853.N1	08-MAR-2011 03:33:07	Bright	41.000	22	32Alp Leo	1.3600	15200.	82	47159	No
50	GOM_NL__2PRFIN20110308_033531_000000413100_00162_47159_4854.N1	08-MAR-2011 03:35:31	Bright	41.000	51	41Gam1Leo	2.0100	4500.0	82	47159	No
51	GOM_NL__2PRFIN20110308_034349_000000433100_00162_47159_4855.N1	08-MAR-2011 03:43:49	Bright	42.500	174	52Psi UMa	3.0040	4400.0	85	47159	No
52	GOM_NL__2PRFIN20110308_034649_000000403100_00162_47159_4856.N1	08-MAR-2011 03:46:49	Bright	40.000	82	48Bet UMa	2.3650	10600.	80	47159	No
53	GOM_NL__2PRFIN20110308_034815_000000403100_00162_47159_4857.N1	08-MAR-2011 03:48:15	Bright	39.500	36	50Alp UMa	1.8000	6300.0	79	47159	No
54	GOM_NL__2PRFIN20110308_035525_000000433100_00162_47159_4858.N1	08-MAR-2011 03:55:25	Bright	42.500	60	7Bet UMi	2.0810	3950.0	85	47159	No
55	GOM_NL__2PRFIN20110308_035951_000000483100_00162_47159_4859.N1	08-MAR-2011 03:59:51	Bright	47.500	119	14Eta Dra	2.7270	4700.0	95	47159	No
56	GOM_NL__2PRFIN20110308_040432_000000493100_00162_47159_4860.N1	08-MAR-2011 04:04:32	Bright	48.500	130	23Bet Dra	2.7990	5800.0	97	47159	No
57	GOM_NL__2PRFIN20110308_040804_000000383100_00162_47159_4861.N1	08-MAR-2011 04:08:04	Bright	37.500	144	18Del Cyg	2.8600	11000.	75	47159	No
58	GOM_NL__2PRFIN20110308_040922_000000543100_00162_47159_4862.N1	08-MAR-2011 04:09:22	Bright	54.000	66	37Gam Cyg	2.2080	5900.0	108	47159	No
59	GOM_NL__2PRFIN20110308_041822_000000483100_00162_47159_4863.N1	08-MAR-2011 04:18:22	Bright	47.500	168	17Zet Aql	2.9860	11000.	95	47159	No
60	GOM_NL__2PRFIN20110308_042825_000000453100_00162_47159_4864.N1	08-MAR-2011 04:28:25	Dark	44.500	155	41Pi Sgr	2.9000	6600.0	89	47159	No
61	GOM_NL__2PRFIN20110308_043020_000000463100_00162_47159_4865.N1	08-MAR-2011 04:30:20	Dark	45.500	57	34Sig Sgr	2.0660	26000.	91	47159	No
62	GOM_NL__2PRFIN20110308_043336_000000463100_00162_47159_4866.N1	08-MAR-2011 04:33:36	Dark	45.500	38	20Eps Sgr	1.8360	11000.	91	47159	No
63	GOM_NL__2PRFIN20110308_043639_000000453100_00162_47159_4867.N1	08-MAR-2011 04:36:39	Dark	44.500	85	Kap Sco	2.4070	28000.	89	47159	No
64	GOM_NL__2PRFIN20110308_043959_000000413100_00163_47160_4836.N1	08-MAR-2011 04:39:59	Dark	40.500	141	Bet Ara	2.8400	4600.0	81	47160	No
65	GOM_NL__2PRFIN20110308_044351_000000403100_00163_47160_4837.N1	08-MAR-2011 04:43:51	Dark	40.000	134	Bet TrA	2.8100	6600.0	80	47160	No
66	GOM_NL__2PRFIN20110308_044632_000000583100_00163_47160_4838.N1	08-MAR-2011 04:46:32	Dark	58.000	4	Alp1Cen	-0.010000	5800.0	116	47160	No
67	GOM_NL__2PRFIN20110308_044748_000000503100_00163_47160_4839.N1	08-MAR-2011 04:47:48	Dark	49.500	10	Bet Cen	0.61000	28000.	99	47160	No
68	GOM_NL__2PRFIN20110308_044945_000000433100_00163_47160_4840.N1	08-MAR-2011 04:49:45	Dark	43.000	77	Eps Cen	2.3030	28000.	86	47160	No
69	GOM_NL__2PRFIN20110308_045113_000000543100_00163_47160_4841.N1	08-MAR-2011 04:51:13	Dark	54.000	26	Gam Cru	1.6240	2900.0	108	47160	No
70	GOM_NL__2PRFIN20110308_045248_000000483100_00163_47160_4842.N1	08-MAR-2011 04:52:48	Straylight	47.500	64	Gam Cen	2.2000	10600.	95	47160	No
71	GOM_NL__2PRFIN20110308_045440_000000533100_00163_47160_4843.N1	08-MAR-2011 04:54:40	Straylight	53.000	123	lot Cen	2.7500	10200.	106	47160	No
72	GOM_NL__2PRFIN20110308_050150_000000553100_00163_47160_4844.N1	08-MAR-2011 05:01:50	Straylight	55.000	171	2Eps Crv	3.0010	4250.0	110	47160	No
73	GOM_NL__2PRFIN20110308_051321_000000413100_00163_47160_4845.N1	08-MAR-2011 05:13:21	Bright	40.500	22	32Alp Leo	1.3600	15200.	81	47160	No
74	GOM_NL__2PRFIN20110308_051545_000000423100_00163_47160_4846.N1	08-MAR-2011 05:15:45	Bright	41.500	51	41Gam1Leo	2.0100	4500.0	83	47160	No
75	GOM_NL__2PRFIN20110308_052403_000000433100_00163_47160_4847.N1	08-MAR-2011 05:24:03	Bright	42.500	174	52Psi UMa	3.0040	4400.0	85	47160	No
76	GOM_NL__2PRFIN20110308_052703_000000403100_00163_47160_4848.N1	08-MAR-2011 05:27:03	Bright	39.500	82	48Bet UMa	2.3650	10600.	79	47160	No
77	GOM_NL__2PRFIN20110308_052828_000000423100_00163_47160_4849.N1	08-MAR-2011 05:28:28	Bright	41.500	36	50Alp UMa	1.8000	6300.0	83	47160	No
78	GOM_NL__2PRFIN20110308_053539_000000403100_00163_47160_4850.N1	08-MAR-2011 05:35:39	Bright	40.000	60	7Bet UMi	2.0810	3950.0	80	47160	No
79	GOM_NL__2PRFIN20110308_054004_000000453100_00163_47160_4851.N1	08-MAR-2011 05:40:04	Bright	45.000	119	14Eta Dra	2.7270	4700.0	90	47160	No
80	GOM_NL__2PRFIN20110308_054446_000000483100_00163_47160_4852.N1	08-MAR-2011 05:44:46	Bright	48.000	130	23Bet Dra	2.7990	5800.0	96	47160	No
81	GOM_NL__2PRFIN20110308_054818_000000473100_00163_47160_4853.N1	08-MAR-2011 05:48:18	Bright	47.000	144	18Del Cyg	2.8600	11000.	94	47160	No
82	GOM_NL__2PRFIN20110308_054936_000000373100_00163_47160_4854.N1	08-MAR-2011 05:49:36	Bright	37.000	66	37Gam Cyg	2.2080	5900.0	74	47160	No
83	GOM_NL__2PRFIN20110308_055836_000000493100_00163_47160_4855.N1	08-MAR-2011 05:58:36	Bright	49.000	168	17Zet Aql	2.9860	11000.	98	47160	No
84	GOM_NL__2PRFIN20110308_060839_000000463100_00163_47160_4856.N1	08-MAR-2011 06:08:39	Dark	45.500	155	41Pi Sgr	2.9000	6600.0	91	47160	No
85	GOM_NL__2PRFIN20110308_061034_000000473100_00163_47160_4857.N1	08-MAR-2011 06:10:34	Dark	46.500	57	34Sig Sgr	2.0660	26000.	93	47160	No
86	GOM_NL__2PRFIN20110308_061351_000000453100_00163_47160_4858.N1	08-MAR-2011 06:13:51	Dark	44.500	38	20Eps Sgr	1.8360	11000.	89	47160	No
87	GOM_NL__2PRFIN20110308_061654_000000453100_00163_47160_4859.N1	08-MAR-2011 06:16:54	Dark	45.000	85	Kap Sco	2.4070	28000.	90	47160	No
88	GOM_NL__2PRFIN20110308_062013_000000453100_00164_47161_4837.N1	08-MAR-2011 06:20:13	Dark	45.000	141	Bet Ara	2.8400	4600.0	90	47161	No
89	GOM_NL__2PRFIN20110308_062406_000000413100_00164_47161_4838.N1	08-MAR-2011 06:24:06	Dark	40.500	134	Bet TrA	2.8100	6600.0	81	47161	No
90	GOM_NL__2PRFIN20110308_062646_000000443100_00164_47161_4839.N1	08-MAR-2011 06:26:46	Dark	43.500	4	Alp1Cen	-0.010000	5800.0	87	47161	No
91	GOM_NL__2PRFIN20110308_062803_000000483100_00164_47161_4840.N1	08-MAR-2011 06:28:03	Dark	48.000	10	Bet Cen	0.61000	28000.	96	47161	No
92	GOM_NL__2PRFIN20110308_063000_000000443100_00164_47161_4841.N1	08-MAR-2011 06:30:00	Dark	44.000	77	Eps Cen	2.3030	28000.	88	47161	No
93	GOM_NL__2PRFIN20110308_063128_000000563100_00164_47161_4842.N1	08-MAR-2011 06:31:28	Dark	56.000	26	Gam Cru	1.6240	2900.0	112	47161	No
94	GOM_NL__2PRFIN20110308_063303_000000483100_00164_47161_4843.N1	08-MAR-2011 06:33:03	Straylight	47.500	64	Gam Cen	2.2000	10600.	95	47161	No
95	GOM_NL__2PRFIN20110308_063455_000000553100_00164_47161_4844.N1	08-MAR-2011 06:34:55	Straylight	55.000	123	lot Cen	2.7500	10200.	110	47161	No
96	GOM_NL__2PRFIN20110308_064205_000000553100_00164_47161_4845.N1	08-MAR-2011 06:42:05	Straylight	54.500	171	2Eps Crv	3.0010	4250.0	109	47161	No
97	GOM_NL__2PRFIN20110308_065335_000000403100_00164_47161_4846.N1	08-MAR-2011 06:53:35	Bright	40.000	22	32Alp Leo	1.3600	15200.	80	47161	No
98	GOM_NL__2PRFIN20110308_065559_000000413100_00164_47161_4847.N1	08-MAR-2011 06:55:59	Bright	41.000	51	41Gam1Leo	2.0100	4500.0	82	47161	No
99	GOM_NL__2PRFIN20110308_070417_000000413100_00164_47161_4848.N1	08-MAR-2011 07:04:17	Bright	40.500	174	52Psi UMa	3.0040	4400.0	81	47161	No
100	GOM_NL__2PRFIN20110308_070717_000000393100_00164_47161_4849.N1	08-MAR-2011 07:07:17	Bright	39.000	82	48Bet UMa	2.3650	10600.	78	47161	No
101	GOM_NL__2PRFIN20110308_070842_000000413100_00164_47161_4850.N1	08-MAR-2011 07:08:42	Bright	41.000	36	50Alp UMa	1.8000	6300.0	82	47161	No

102	GOM_NL__2PRFIN20110308_071553_000000393100_00164_47161_4851.N1	08-MAR-2011 07:15:53	Bright	39.000	60	7Bet UMi	2.0810	3950.0	78	47161	No
103	GOM_NL__2PRFIN20110308_072018_000000463100_00164_47161_4852.N1	08-MAR-2011 07:20:18	Bright	46.000	119	14Eta Dra	2.7270	4700.0	92	47161	No
104	GOM_NL__2PRFIN20110308_072459_000000483100_00164_47161_4853.N1	08-MAR-2011 07:24:59	Bright	48.000	130	23Bet Dra	2.7990	5800.0	96	47161	No
105	GOM_NL__2PRFIN20110308_072832_000000563100_00164_47161_4854.N1	08-MAR-2011 07:28:32	Bright	56.000	144	18Del Cyg	2.8600	11000.	112	47161	No
106	GOM_NL__2PRFIN20110308_072951_000000363100_00164_47161_4855.N1	08-MAR-2011 07:29:51	Bright	35.500	66	37Gam Cyg	2.2080	5900.0	71	47161	No
107	GOM_NL__2PRFIN20110308_073850_000000493100_00164_47161_4856.N1	08-MAR-2011 07:38:50	Bright	49.000	168	17Zet Aql	2.9860	11000.	98	47161	No
108	GOM_NL__2PRFIN20110308_074854_000000443100_00164_47161_4857.N1	08-MAR-2011 07:48:54	Dark	44.000	155	41Pi Sgr	2.9000	6600.0	88	47161	No
109	GOM_NL__2PRFIN20110308_075049_000000433100_00164_47161_4858.N1	08-MAR-2011 07:50:49	Dark	43.000	57	34Sig Sgr	2.0660	26000.	86	47161	No
110	GOM_NL__2PRFIN20110308_075406_000000503100_00164_47161_4859.N1	08-MAR-2011 07:54:06	Dark	50.000	38	20Eps Sgr	1.8360	11000.	100	47161	No
111	GOM_NL__2PRFIN20110308_075709_000000493100_00164_47161_4860.N1	08-MAR-2011 07:57:09	Dark	48.500	85	Kap Sco	2.4070	28000.	97	47161	No
112	GOM_NL__2PRFIN20110308_080028_000000523100_00165_47162_4840.N1	08-MAR-2011 08:00:28	Dark	51.500	141	Bet Ara	2.8400	4600.0	103	47162	No
113	GOM_NL__2PRFIN20110308_080420_000000413100_00165_47162_4841.N1	08-MAR-2011 08:04:20	Dark	40.500	134	Bet TrA	2.8100	6600.0	81	47162	No
114	GOM_NL__2PRFIN20110308_080701_000000513100_00165_47162_4842.N1	08-MAR-2011 08:07:01	Dark	51.000	4	Alp1Cen	-0.010000	5800.0	102	47162	No
115	GOM_NL__2PRFIN20110308_080818_000000423100_00165_47162_4843.N1	08-MAR-2011 08:08:18	Dark	41.500	10	Bet Cen	0.61000	28000.	83	47162	No
116	GOM_NL__2PRFIN20110308_081014_000000443100_00165_47162_4844.N1	08-MAR-2011 08:10:14	Dark	43.500	77	Eps Cen	2.3030	28000.	87	47162	No
117	GOM_NL__2PRFIN20110308_081142_000000543100_00165_47162_4845.N1	08-MAR-2011 08:11:42	Dark	54.000	26	Gam Cru	1.6240	2900.0	108	47162	No
118	GOM_NL__2PRFIN20110308_081317_000000453100_00165_47162_4846.N1	08-MAR-2011 08:13:17	Straylight	45.000	64	Gam Cen	2.2000	10600.	90	47162	No
119	GOM_NL__2PRFIN20110308_081510_000000553100_00165_47162_4847.N1	08-MAR-2011 08:15:10	Straylight	55.000	123	lot Cen	2.7500	10200.	110	47162	No
120	GOM_NL__2PRFIN20110308_082219_000000553100_00165_47162_4848.N1	08-MAR-2011 08:22:19	Straylight	55.000	171	2Eps Crv	3.0010	4250.0	110	47162	No
121	GOM_NL__2PRFIN20110308_083349_000000413100_00165_47162_4849.N1	08-MAR-2011 08:33:49	Bright	40.500	22	32Alp Leo	1.3600	15200.	81	47162	No
122	GOM_NL__2PRFIN20110308_083613_000000413100_00165_47162_4850.N1	08-MAR-2011 08:36:13	Bright	41.000	51	41Gam1Leo	2.0100	4500.0	82	47162	No
123	GOM_NL__2PRFIN20110308_084430_000000433100_00165_47162_4851.N1	08-MAR-2011 08:44:30	Bright	43.000	174	52Psi UMa	3.0040	4400.0	86	47162	No
124	GOM_NL__2PRFIN20110308_084730_000000393100_00165_47162_4852.N1	08-MAR-2011 08:47:30	Bright	39.000	82	48Bet UMa	2.3650	10600.	78	47162	No
125	GOM_NL__2PRFIN20110308_084856_000000393100_00165_47162_4853.N1	08-MAR-2011 08:48:56	Bright	39.000	36	50Alp UMa	1.8000	6300.0	78	47162	No
126	GOM_NL__2PRFIN20110308_085118_000000263100_00165_47162_4854.N1	08-MAR-2011 08:51:18	Twl_and_stray	26.000	32	77Eps UMa	1.7630	11000.	52	47162	No
127	GOM_NL__2PRFIN20110308_085606_000000403100_00165_47162_4855.N1	08-MAR-2011 08:56:06	Bright	39.500	60	7Bet UMi	2.0810	3950.0	79	47162	No
128	GOM_NL__2PRFIN20110308_090031_000000483100_00165_47162_4856.N1	08-MAR-2011 09:00:31	Bright	47.500	119	14Eta Dra	2.7270	4700.0	95	47162	No
129	GOM_NL__2PRFIN20110308_090513_000000443100_00165_47162_4857.N1	08-MAR-2011 09:05:13	Bright	44.000	130	23Bet Dra	2.7990	5800.0	88	47162	No
130	GOM_NL__2PRFIN20110308_090846_000000383100_00165_47162_4858.N1	08-MAR-2011 09:08:46	Bright	37.500	144	18Del Cyg	2.8600	11000.	75	47162	No
131	GOM_NL__2PRFIN20110308_091005_000000363100_00165_47162_4859.N1	08-MAR-2011 09:10:05	Bright	35.500	66	37Gam Cyg	2.2080	5900.0	71	47162	No
132	GOM_NL__2PRFIN20110308_091905_000000493100_00165_47162_4860.N1	08-MAR-2011 09:19:05	Bright	49.000	168	17Zet Aql	2.9860	11000.	98	47162	No
133	GOM_NL__2PRFIN20110308_092909_000000453100_00165_47162_4861.N1	08-MAR-2011 09:29:09	Dark	44.500	155	41Pi Sgr	2.9000	6600.0	89	47162	No
134	GOM_NL__2PRFIN20110308_093104_000000453100_00165_47162_4862.N1	08-MAR-2011 09:31:04	Dark	45.000	57	34Sig Sgr	2.0660	26000.	90	47162	No
135	GOM_NL__2PRFIN20110308_093420_000000493100_00165_47162_4863.N1	08-MAR-2011 09:34:20	Dark	49.000	38	20Eps Sgr	1.8360	11000.	98	47162	No
136	GOM_NL__2PRFIN20110308_093724_000000493100_00165_47162_4864.N1	08-MAR-2011 09:37:24	Dark	48.500	85	Kap Sco	2.4070	28000.	97	47162	No
137	GOM_NL__2PRFIN20110308_094042_000000453100_00166_47163_4822.N1	08-MAR-2011 09:40:42	Dark	45.000	141	Bet Ara	2.8400	4600.0	90	47163	No
138	GOM_NL__2PRFIN20110308_094435_000000393100_00166_47163_4823.N1	08-MAR-2011 09:44:35	Dark	39.000	134	Bet TrA	2.8100	6600.0	78	47163	No
139	GOM_NL__2PRFIN20110308_094716_000000483100_00166_47163_4824.N1	08-MAR-2011 09:47:16	Dark	48.000	4	Alp1Cen	-0.010000	5800.0	96	47163	No
140	GOM_NL__2PRFIN20110308_094832_000000503100_00166_47163_4825.N1	08-MAR-2011 09:48:32	Dark	50.000	10	Bet Cen	0.61000	28000.	100	47163	No
141	GOM_NL__2PRFIN20110308_095029_000000463100_00166_47163_4826.N1	08-MAR-2011 09:50:29	Dark	45.500	77	Eps Cen	2.3030	28000.	91	47163	No
142	GOM_NL__2PRFIN20110308_095157_000000503100_00166_47163_4827.N1	08-MAR-2011 09:51:57	Dark	50.000	26	Gam Cru	1.6240	2900.0	100	47163	No
143	GOM_NL__2PRFIN20110308_095332_000000483100_00166_47163_4828.N1	08-MAR-2011 09:53:32	Straylight	48.000	64	Gam Cen	2.2000	10600.	96	47163	No
144	GOM_NL__2PRFIN20110308_095525_000000563100_00166_47163_4829.N1	08-MAR-2011 09:55:25	Straylight	55.500	123	lot Cen	2.7500	10200.	111	47163	No
145	GOM_NL__2PRFIN20110308_100233_000000563100_00166_47163_4830.N1	08-MAR-2011 10:02:33	Straylight	55.500	171	2Eps Crv	3.0010	4250.0	111	47163	No
146	GOM_NL__2PRFIN20110308_101403_000000403100_00166_47163_4831.N1	08-MAR-2011 10:14:03	Bright	40.000	22	32Alp Leo	1.3600	15200.	80	47163	No
147	GOM_NL__2PRFIN20110308_101627_000000413100_00166_47163_4832.N1	08-MAR-2011 10:16:27	Bright	41.000	51	41Gam1Leo	2.0100	4500.0	82	47163	No
148	GOM_NL__2PRFIN20110308_102443_000000433100_00166_47163_4833.N1	08-MAR-2011 10:24:43	Bright	43.000	174	52Psi UMa	3.0040	4400.0	86	47163	No
149	GOM_NL__2PRFIN20110308_102744_000000383100_00166_47163_4834.N1	08-MAR-2011 10:27:44	Bright	38.000	82	48Bet UMa	2.3650	10600.	76	47163	No
150	GOM_NL__2PRFIN20110308_102909_000000413100_00166_47163_4835.N1	08-MAR-2011 10:29:09	Bright	40.500	36	50Alp UMa	1.8000	6300.0	81	47163	No
151	GOM_NL__2PRFIN20110308_103131_000000263100_00166_47163_4836.N1	08-MAR-2011 10:31:31	Twl_and_stray	26.000	32	77Eps UMa	1.7630	11000.	52	47163	No
152	GOM_NL__2PRFIN20110308_103620_000000573100_00166_47163_4837.N1	08-MAR-2011 10:36:20	Bright	56.500	60	7Bet UMi	2.0810	3950.0	113	47163	No
153	GOM_NL__2PRFIN20110308_104045_000000483100_00166_47163_4838.N1	08-MAR-2011 10:40:45	Bright	47.500	119	14Eta Dra	2.7270	4700.0	95	47163	No
154	GOM_NL__2PRFIN20110308_104526_000000443100_00166_47163_4839.N1	08-MAR-2011 10:45:26	Bright	44.000	130	23Bet Dra	2.7990	5800.0	88	47163	No
155	GOM_NL__2PRFIN20110308_104900_000000563100_00166_47163_4840.N1	08-MAR-2011 10:49:00	Bright	55.500	144	18Del Cyg	2.8600	11000.	111	47163	No
156	GOM_NL__2PRFIN20110308_105019_000000363100_00166_47163_4841.N1	08-MAR-2011 10:50:19	Bright	36.000	66	37Gam Cyg	2.2080	5900.0	72	47163	No
157	GOM_NL__2PRFIN20110308_105919_000000483100_00166_47163_4842.N1	08-MAR-2011 10:59:19	Bright	48.000	168	17Zet Aql	2.9860	11000.	96	47163	No
158	GOM_NL__2PRFIN20110308_110923_000000433100_00166_47163_4843.N1	08-MAR-2011 11:09:23	Dark	42.500	155	41Pi Sgr	2.9000	6600.0	85	47163	No
159	GOM_NL__2PRFIN20110308_111118_000000453100_00166_47163_4844.N1	08-MAR-2011 11:11:18	Dark	44.500	57	34Sig Sgr	2.0660	26000.	89	47163	No
160	GOM_NL__2PRFIN20110308_111435_000000453100_00166_47163_4845.N1	08-MAR-2011 11:14:35	Dark	44.500	38	20Eps Sgr	1.8360	11000.	89	47163	No

161	GOM_NL__2PRFIN20110308_111738_000000463100_00166_47163_4846.N1	08-MAR-2011 11:17:38	Dark	45.500	85	Kap Sco	2.4070	28000.	91	47163	No
162	GOM_NL__2PRFIN20110308_112057_000000443100_00167_47164_4781.N1	08-MAR-2011 11:20:57	Dark	44.000	141	Bet Ara	2.8400	4600.0	88	47164	No
163	GOM_NL__2PRFIN20110308_112449_000000403100_00167_47164_4782.N1	08-MAR-2011 11:24:49	Dark	40.000	134	Bet TrA	2.8100	6600.0	80	47164	No
164	GOM_NL__2PRFIN20110308_112730_000000573100_00167_47164_4783.N1	08-MAR-2011 11:27:30	Dark	57.000	4	Alp1Cen	-0.010000	5800.0	114	47164	No
165	GOM_NL__2PRFIN20110308_112847_000000533100_00167_47164_4784.N1	08-MAR-2011 11:28:47	Dark	52.500	10	Bet Cen	0.61000	28000.	105	47164	No
166	GOM_NL__2PRFIN20110308_113043_000000433100_00167_47164_4785.N1	08-MAR-2011 11:30:43	Dark	42.500	77	Eps Cen	2.3030	28000.	85	47164	No
167	GOM_NL__2PRFIN20110308_113211_000000563100_00167_47164_4786.N1	08-MAR-2011 11:32:11	Dark	56.000	26	Gam Cru	1.6240	2900.0	112	47164	No
168	GOM_NL__2PRFIN20110308_113346_000000443100_00167_47164_4787.N1	08-MAR-2011 11:33:46	Straylight	44.000	64	Gam Cen	2.2000	10600.	88	47164	No
169	GOM_NL__2PRFIN20110308_113539_000000523100_00167_47164_4788.N1	08-MAR-2011 11:35:39	Straylight	52.000	123	lot Cen	2.7500	10200.	104	47164	No
170	GOM_NL__2PRFIN20110308_114247_000000533100_00167_47164_4789.N1	08-MAR-2011 11:42:47	Straylight	53.000	171	2Eps Crv	3.0010	4250.0	106	47164	No
171	GOM_NL__2PRFIN20110308_115417_000000403100_00167_47164_4790.N1	08-MAR-2011 11:54:17	Bright	40.000	22	32Alp Leo	1.3600	15200.	80	47164	No
172	GOM_NL__2PRFIN20110308_115641_000000403100_00167_47164_4791.N1	08-MAR-2011 11:56:41	Bright	39.500	51	41Gam1Leo	2.0100	4500.0	79	47164	No
173	GOM_NL__2PRFIN20110308_120457_000000433100_00167_47164_4792.N1	08-MAR-2011 12:04:57	Bright	43.000	174	52Psi UMa	3.0040	4400.0	86	47164	No
174	GOM_NL__2PRFIN20110308_120758_000000383100_00167_47164_4793.N1	08-MAR-2011 12:07:58	Bright	37.500	82	48Bet UMa	2.3650	10600.	75	47164	No
175	GOM_NL__2PRFIN20110308_120923_000000403100_00167_47164_4794.N1	08-MAR-2011 12:09:23	Bright	39.500	36	50Alp UMa	1.8000	6300.0	79	47164	No
176	GOM_NL__2PRFIN20110308_121144_000000293100_00167_47164_4795.N1	08-MAR-2011 12:11:44	Twl_and_stray	29.000	32	77Eps UMa	1.7630	11000.	58	47164	No
177	GOM_NL__2PRFIN20110308_121633_000000393100_00167_47164_4796.N1	08-MAR-2011 12:16:33	Bright	38.500	60	7Bet UMi	2.0810	3950.0	77	47164	No
178	GOM_NL__2PRFIN20110308_122058_000000463100_00167_47164_4797.N1	08-MAR-2011 12:20:58	Bright	46.000	119	14Eta Dra	2.7270	4700.0	92	47164	No
179	GOM_NL__2PRFIN20110308_122540_000000393100_00167_47164_4798.N1	08-MAR-2011 12:25:40	Bright	39.000	130	23Bet Dra	2.7990	5800.0	78	47164	No
180	GOM_NL__2PRFIN20110308_122914_000000383100_00167_47164_4799.N1	08-MAR-2011 12:29:14	Bright	38.000	144	18Del Cyg	2.8600	11000.	76	47164	No
181	GOM_NL__2PRFIN20110308_123033_000000363100_00167_47164_4800.N1	08-MAR-2011 12:30:33	Bright	36.000	66	37Gam Cyg	2.2080	5900.0	72	47164	No
182	GOM_NL__2PRFIN20110308_123934_000000493100_00167_47164_4801.N1	08-MAR-2011 12:39:34	Bright	48.500	168	17Zet Aql	2.9860	11000.	97	47164	No
183	GOM_NL__2PRFIN20110308_124938_000000433100_00167_47164_4802.N1	08-MAR-2011 12:49:38	Dark	43.000	155	41Pi Sgr	2.9000	6600.0	86	47164	No
184	GOM_NL__2PRFIN20110308_125133_000000483100_00167_47164_4803.N1	08-MAR-2011 12:51:33	Dark	47.500	57	34Sig Sgr	2.0660	26000.	95	47164	No
185	GOM_NL__2PRFIN20110308_125450_000000513100_00167_47164_4804.N1	08-MAR-2011 12:54:50	Dark	50.500	38	20Eps Sgr	1.8360	11000.	101	47164	No
186	GOM_NL__2PRFIN20110308_125753_000000463100_00167_47164_4805.N1	08-MAR-2011 12:57:53	Dark	45.500	85	Kap Sco	2.4070	28000.	91	47164	No
187	GOM_NL__2PRFIN20110308_130112_000000433100_00168_47165_4367.N1	08-MAR-2011 13:01:12	Dark	42.500	141	Bet Ara	2.8400	4600.0	85	47165	No
188	GOM_NL__2PRFIN20110308_130504_000000393100_00168_47165_4368.N1	08-MAR-2011 13:05:04	Dark	38.500	134	Bet TrA	2.8100	6600.0	77	47165	No
189	GOM_NL__2PRFIN20110308_130745_000000443100_00168_47165_4369.N1	08-MAR-2011 13:07:45	Dark	43.500	4	Alp1Cen	-0.010000	5800.0	87	47165	No
190	GOM_NL__2PRFIN20110308_130901_000000443100_00168_47165_4370.N1	08-MAR-2011 13:09:01	Dark	44.000	10	Bet Cen	0.61000	28000.	88	47165	No
191	GOM_NL__2PRFIN20110308_131058_000000433100_00168_47165_4371.N1	08-MAR-2011 13:10:58	Dark	43.000	77	Eps Cen	2.3030	28000.	86	47165	No
192	GOM_NL__2PRFIN20110308_131225_000000503100_00168_47165_4372.N1	08-MAR-2011 13:12:25	Dark	49.500	26	Gam Cru	1.6240	2900.0	99	47165	No
193	GOM_NL__2PRFIN20110308_131401_000000443100_00168_47165_4373.N1	08-MAR-2011 13:14:01	Straylight	43.500	64	Gam Cen	2.2000	10600.	87	47165	No
194	GOM_NL__2PRFIN20110308_131554_000000523100_00168_47165_4374.N1	08-MAR-2011 13:15:54	Straylight	51.500	123	lot Cen	2.7500	10200.	103	47165	No
195	GOM_NL__2PRFIN20110308_132301_000000533100_00168_47165_4375.N1	08-MAR-2011 13:23:01	Straylight	53.000	171	2Eps Crv	3.0010	4250.0	106	47165	No
196	GOM_NL__2PRFIN20110308_133431_000000393100_00168_47165_4376.N1	08-MAR-2011 13:34:31	Bright	38.500	22	32Alp Leo	1.3600	15200.	77	47165	No
197	GOM_NL__2PRFIN20110308_133654_000000423100_00168_47165_4377.N1	08-MAR-2011 13:36:54	Bright	41.500	51	41Gam1Leo	2.0100	4500.0	83	47165	No
198	GOM_NL__2PRFIN20110308_134511_000000403100_00168_47165_4378.N1	08-MAR-2011 13:45:11	Bright	40.000	174	52Psi UMa	3.0040	4400.0	80	47165	No
199	GOM_NL__2PRFIN20110308_134811_000000403100_00168_47165_4379.N1	08-MAR-2011 13:48:11	Bright	40.000	82	48Bet UMa	2.3650	10600.	80	47165	No
200	GOM_NL__2PRFIN20110308_134937_000000403100_00168_47165_4380.N1	08-MAR-2011 13:49:37	Bright	40.000	36	50Alp UMa	1.8000	6300.0	80	47165	No
201	GOM_NL__2PRFIN20110308_135158_000000293100_00168_47165_4381.N1	08-MAR-2011 13:51:58	Twl_and_stray	29.000	32	77Eps UMa	1.7630	11000.	58	47165	No
202	GOM_NL__2PRFIN20110308_135647_000000393100_00168_47165_4382.N1	08-MAR-2011 13:56:47	Bright	39.000	60	7Bet UMi	2.0810	3950.0	78	47165	No
203	GOM_NL__2PRFIN20110308_140112_000000483100_00168_47165_4383.N1	08-MAR-2011 14:01:12	Bright	47.500	119	14Eta Dra	2.7270	4700.0	95	47165	No
204	GOM_NL__2PRFIN20110308_140553_000000393100_00168_47165_4384.N1	08-MAR-2011 14:05:53	Bright	39.000	130	23Bet Dra	2.7990	5800.0	78	47165	No
205	GOM_NL__2PRFIN20110308_140929_000000373100_00168_47165_4385.N1	08-MAR-2011 14:09:29	Bright	37.000	144	18Del Cyg	2.8600	11000.	74	47165	No
206	GOM_NL__2PRFIN20110308_141047_000000353100_00168_47165_4386.N1	08-MAR-2011 14:10:47	Bright	35.000	66	37Gam Cyg	2.2080	5900.0	70	47165	No
207	GOM_NL__2PRFIN20110308_141948_000000473100_00168_47165_4387.N1	08-MAR-2011 14:19:48	Bright	46.500	168	17Zet Aql	2.9860	11000.	93	47165	No
208	GOM_NL__2PRFIN20110308_142952_000000433100_00168_47165_4388.N1	08-MAR-2011 14:29:52	Dark	42.500	155	41Pi Sgr	2.9000	6600.0	85	47165	No
209	GOM_NL__2PRFIN20110308_143147_000000433100_00168_47165_4389.N1	08-MAR-2011 14:31:47	Dark	42.500	57	34Sig Sgr	2.0660	26000.	85	47165	No
210	GOM_NL__2PRFIN20110308_143505_000000533100_00168_47165_4390.N1	08-MAR-2011 14:35:05	Dark	52.500	38	20Eps Sgr	1.8360	11000.	105	47165	No
211	GOM_NL__2PRFIN20110308_143808_000000463100_00168_47165_4391.N1	08-MAR-2011 14:38:08	Dark	45.500	85	Kap Sco	2.4070	28000.	91	47165	No
212	GOM_NL__2PRFIN20110308_144126_000000433100_00169_47166_4437.N1	08-MAR-2011 14:41:26	Dark	43.000	141	Bet Ara	2.8400	4600.0	86	47166	No
213	GOM_NL__2PRFIN20110308_144518_000000423100_00169_47166_4438.N1	08-MAR-2011 14:45:18	Dark	42.000	134	Bet TrA	2.8100	6600.0	84	47166	No
214	GOM_NL__2PRFIN20110308_144759_000000453100_00169_47166_4439.N1	08-MAR-2011 14:47:59	Dark	44.500	4	Alp1Cen	-0.010000	5800.0	89	47166	No
215	GOM_NL__2PRFIN20110308_144916_000000423100_00169_47166_4440.N1	08-MAR-2011 14:49:16	Dark	41.500	10	Bet Cen	0.61000	28000.	83	47166	No
216	GOM_NL__2PRFIN20110308_145113_000000443100_00169_47166_4441.N1	08-MAR-2011 14:51:13	Dark	43.500	77	Eps Cen	2.3030	28000.	87	47166	No
217	GOM_NL__2PRFIN20110308_145240_000000543100_00169_47166_4442.N1	08-MAR-2011 14:52:40	Dark	53.500	26	Gam Cru	1.6240	2900.0	107	47166	No
218	GOM_NL__2PRFIN20110308_145415_000000413100_00169_47166_4443.N1	08-MAR-2011 14:54:15	Straylight	41.000	64	Gam Cen	2.2000	10600.	82	47166	No
219	GOM_NL__2PRFIN20110308_145608_000000523100_00169_47166_4444.N1	08-MAR-2011 14:56:08	Straylight	52.000	123	lot Cen	2.7500	10200.	104	47166	No

220	GOM_NL__2PRFIN20110308_150316_000000563100_00169_47166_4445.N1	08-MAR-2011 15:03:16	Straylight	55.500	171	2Eps Crv	3.0010	4250.0	111	47166	No
221	GOM_NL__2PRFIN20110308_151445_000000393100_00169_47166_4446.N1	08-MAR-2011 15:14:45	Bright	38.500	22	32Alp Leo	1.3600	15200.	77	47166	No
222	GOM_NL__2PRFIN20110308_151708_000000403100_00169_47166_4447.N1	08-MAR-2011 15:17:08	Bright	40.000	51	41Gam1Leo	2.0100	4500.0	80	47166	No
223	GOM_NL__2PRFIN20110308_152524_000000413100_00169_47166_4448.N1	08-MAR-2011 15:25:24	Bright	40.500	174	52Psi UMa	3.0040	4400.0	81	47166	No
224	GOM_NL__2PRFIN20110308_152825_000000403100_00169_47166_4449.N1	08-MAR-2011 15:28:25	Bright	40.000	82	48Bet UMa	2.3650	10600.	80	47166	No
225	GOM_NL__2PRFIN20110308_152951_000000393100_00169_47166_4450.N1	08-MAR-2011 15:29:51	Bright	39.000	36	50Alp UMa	1.8000	6300.0	78	47166	No
226	GOM_NL__2PRFIN20110308_153211_000000323100_00169_47166_4451.N1	08-MAR-2011 15:32:11	Tw_i_and_stray	32.000	32	77Eps UMa	1.7630	11000.	64	47166	No
227	GOM_NL__2PRFIN20110308_153701_000000433100_00169_47166_4452.N1	08-MAR-2011 15:37:01	Bright	42.500	60	7Bet UMi	2.0810	3950.0	85	47166	No
228	GOM_NL__2PRFIN20110308_154125_000000473100_00169_47166_4453.N1	08-MAR-2011 15:41:25	Bright	47.000	119	14Eta Dra	2.7270	4700.0	94	47166	No
229	GOM_NL__2PRFIN20110308_154607_000000343100_00169_47166_4454.N1	08-MAR-2011 15:46:07	Tw_i_and_stray	34.000	130	23Bet Dra	2.7990	5800.0	68	47166	No
230	GOM_NL__2PRFIN20110308_154943_000000503100_00169_47166_4455.N1	08-MAR-2011 15:49:43	Bright	49.500	144	18Del Cyg	2.8600	11000.	99	47166	No
231	GOM_NL__2PRFIN20110308_155101_000000393100_00169_47166_4456.N1	08-MAR-2011 15:51:01	Bright	38.500	66	37Gam Cyg	2.2080	5900.0	77	47166	No
232	GOM_NL__2PRFIN20110308_160003_000000493100_00169_47166_4457.N1	08-MAR-2011 16:00:03	Bright	48.500	168	17Zet Aql	2.9860	11000.	97	47166	No
233	GOM_NL__2PRFIN20110308_161007_000000423100_00169_47166_4458.N1	08-MAR-2011 16:10:07	Dark	42.000	155	41Pi Sgr	2.9000	6600.0	84	47166	No
234	GOM_NL__2PRFIN20110308_161202_000000483100_00169_47166_4459.N1	08-MAR-2011 16:12:02	Dark	47.500	57	34Sig Sgr	2.0660	26000.	95	47166	No
235	GOM_NL__2PRFIN20110308_161519_000000443100_00169_47166_4460.N1	08-MAR-2011 16:15:19	Dark	44.000	38	20Eps Sgr	1.8360	11000.	88	47166	No
236	GOM_NL__2PRFIN20110308_161823_000000463100_00169_47166_4461.N1	08-MAR-2011 16:18:23	Dark	45.500	85	Kap Sco	2.4070	28000.	91	47166	No
237	GOM_NL__2PRFIN20110308_162141_000000443100_00170_47167_4468.N1	08-MAR-2011 16:21:41	Dark	44.000	141	Bet Ara	2.8400	4600.0	88	47167	No
238	GOM_NL__2PRFIN20110308_162533_000000413100_00170_47167_4469.N1	08-MAR-2011 16:25:33	Dark	41.000	134	Bet TrA	2.8100	6600.0	82	47167	No
239	GOM_NL__2PRFIN20110308_162814_000000453100_00170_47167_4470.N1	08-MAR-2011 16:28:14	Dark	44.500	4	Alp1Cen	-0.010000	5800.0	89	47167	No
240	GOM_NL__2PRFIN20110308_162930_000000453100_00170_47167_4471.N1	08-MAR-2011 16:29:30	Dark	45.000	10	Bet Cen	0.61000	28000.	90	47167	No
241	GOM_NL__2PRFIN20110308_163127_000000423100_00170_47167_4472.N1	08-MAR-2011 16:31:27	Dark	42.000	77	Eps Cen	2.3030	28000.	84	47167	No
242	GOM_NL__2PRFIN20110308_163254_000000553100_00170_47167_4473.N1	08-MAR-2011 16:32:54	Dark	54.500	26	Gam Cru	1.6240	2900.0	109	47167	No
243	GOM_NL__2PRFIN20110308_163430_000000463100_00170_47167_4474.N1	08-MAR-2011 16:34:30	Straylight	45.500	64	Gam Cen	2.2000	10600.	91	47167	No
244	GOM_NL__2PRFIN20110308_163623_000000523100_00170_47167_4475.N1	08-MAR-2011 16:36:23	Straylight	52.000	123	lot Cen	2.7500	10200.	104	47167	No
245	GOM_NL__2PRFIN20110308_164330_000000593100_00170_47167_4476.N1	08-MAR-2011 16:43:30	Straylight	59.000	171	2Eps Crv	3.0010	4250.0	118	47167	No
246	GOM_NL__2PRFIN20110308_165459_000000393100_00170_47167_4477.N1	08-MAR-2011 16:54:59	Bright	39.000	22	32Alp Leo	1.3600	15200.	78	47167	No
247	GOM_NL__2PRFIN20110308_165722_000000413100_00170_47167_4478.N1	08-MAR-2011 16:57:22	Bright	40.500	51	41Gam1Leo	2.0100	4500.0	81	47167	No
248	GOM_NL__2PRFIN20110308_170538_000000433100_00170_47167_4479.N1	08-MAR-2011 17:05:38	Bright	43.000	174	52Psi UMa	3.0040	4400.0	86	47167	No
249	GOM_NL__2PRFIN20110308_170838_000000423100_00170_47167_4480.N1	08-MAR-2011 17:08:38	Bright	41.500	82	48Bet UMa	2.3650	10600.	83	47167	No
250	GOM_NL__2PRFIN20110308_171004_000000403100_00170_47167_4481.N1	08-MAR-2011 17:10:04	Bright	39.500	36	50Alp UMa	1.8000	6300.0	79	47167	No
251	GOM_NL__2PRFIN20110308_171224_000000323100_00170_47167_4482.N1	08-MAR-2011 17:12:24	Tw_i_and_stray	32.000	32	77Eps UMa	1.7630	11000.	64	47167	No
252	GOM_NL__2PRFIN20110308_171714_000000403100_00170_47167_4483.N1	08-MAR-2011 17:17:14	Bright	40.000	60	7Bet UMi	2.0810	3950.0	80	47167	No
253	GOM_NL__2PRFIN20110308_172139_000000483100_00170_47167_4484.N1	08-MAR-2011 17:21:39	Bright	47.500	119	14Eta Dra	2.7270	4700.0	95	47167	No
254	GOM_NL__2PRFIN20110308_172621_000000343100_00170_47167_4485.N1	08-MAR-2011 17:26:21	Tw_i_and_stray	34.000	130	23Bet Dra	2.7990	5800.0	68	47167	No
255	GOM_NL__2PRFIN20110308_172957_000000363100_00170_47167_4486.N1	08-MAR-2011 17:29:57	Bright	36.000	144	18Del Cyg	2.8600	11000.	72	47167	No
256	GOM_NL__2PRFIN20110308_173115_000000363100_00170_47167_4487.N1	08-MAR-2011 17:31:15	Bright	35.500	66	37Gam Cyg	2.2080	5900.0	71	47167	No
257	GOM_NL__2PRFIN20110308_174017_000000463100_00170_47167_4488.N1	08-MAR-2011 17:40:17	Bright	46.000	168	17Zet Aql	2.9860	11000.	92	47167	No
258	GOM_NL__2PRFIN20110308_175022_000000483100_00170_47167_4489.N1	08-MAR-2011 17:50:22	Dark	48.000	155	41Pi Sgr	2.9000	6600.0	96	47167	No
259	GOM_NL__2PRFIN20110308_175217_000000463100_00170_47167_4490.N1	08-MAR-2011 17:52:17	Dark	45.500	57	34Sig Sgr	2.0660	26000.	91	47167	No
260	GOM_NL__2PRFIN20110308_175534_000000463100_00170_47167_4491.N1	08-MAR-2011 17:55:34	Dark	46.000	38	20Eps Sgr	1.8360	11000.	92	47167	No
261	GOM_NL__2PRFIN20110308_175838_000000463100_00170_47167_4492.N1	08-MAR-2011 17:58:38	Dark	46.000	85	Kap Sco	2.4070	28000.	92	47167	No
262	GOM_NL__2PRFIN20110308_180156_000000413100_00171_47168_4496.N1	08-MAR-2011 18:01:56	Dark	41.000	141	Bet Ara	2.8400	4600.0	82	47168	No
263	GOM_NL__2PRFIN20110308_180547_000000393100_00171_47168_4497.N1	08-MAR-2011 18:05:47	Dark	39.000	134	Bet TrA	2.8100	6600.0	78	47168	No
264	GOM_NL__2PRFIN20110308_180828_000000583100_00171_47168_4498.N1	08-MAR-2011 18:08:28	Dark	57.500	4	Alp1Cen	-0.010000	5800.0	115	47168	No
265	GOM_NL__2PRFIN20110308_180945_000000523100_00171_47168_4499.N1	08-MAR-2011 18:09:45	Dark	52.000	10	Bet Cen	0.61000	28000.	104	47168	No
266	GOM_NL__2PRFIN20110308_181142_000000453100_00171_47168_4500.N1	08-MAR-2011 18:11:42	Dark	44.500	77	Eps Cen	2.3030	28000.	89	47168	No
267	GOM_NL__2PRFIN20110308_181309_000000553100_00171_47168_4501.N1	08-MAR-2011 18:13:09	Dark	54.500	26	Gam Cru	1.6240	2900.0	109	47168	No
268	GOM_NL__2PRFIN20110308_181444_000000473100_00171_47168_4502.N1	08-MAR-2011 18:14:44	Straylight	47.000	64	Gam Cen	2.2000	10600.	94	47168	No
269	GOM_NL__2PRFIN20110308_181638_000000533100_00171_47168_4503.N1	08-MAR-2011 18:16:38	Straylight	52.500	123	lot Cen	2.7500	10200.	105	47168	No
270	GOM_NL__2PRFIN20110308_182344_000000563100_00171_47168_4504.N1	08-MAR-2011 18:23:44	Straylight	55.500	171	2Eps Crv	3.0010	4250.0	111	47168	No
271	GOM_NL__2PRFIN20110308_183513_000000403100_00171_47168_4505.N1	08-MAR-2011 18:35:13	Bright	39.500	22	32Alp Leo	1.3600	15200.	79	47168	No
272	GOM_NL__2PRFIN20110308_183736_000000413100_00171_47168_4506.N1	08-MAR-2011 18:37:36	Bright	40.500	51	41Gam1Leo	2.0100	4500.0	81	47168	No
273	GOM_NL__2PRFIN20110308_184551_000000623100_00171_47168_4507.N1	08-MAR-2011 18:45:51	Bright	62.000	174	52Psi UMa	3.0040	4400.0	124	47168	No
274	GOM_NL__2PRFIN20110308_184852_000000413100_00171_47168_4508.N1	08-MAR-2011 18:48:52	Bright	41.000	82	48Bet UMa	2.3650	10600.	82	47168	No
275	GOM_NL__2PRFIN20110308_185018_000000403100_00171_47168_4509.N1	08-MAR-2011 18:50:18	Bright	39.500	36	50Alp UMa	1.8000	6300.0	79	47168	No
276	GOM_NL__2PRFIN20110308_185237_000000353100_00171_47168_4510.N1	08-MAR-2011 18:52:37	Bright	35.000	32	77Eps UMa	1.7630	11000.	70	47168	No
277	GOM_NL__2PRFIN20110308_185728_000000413100_00171_47168_4511.N1	08-MAR-2011 18:57:28	Bright	40.500	60	7Bet UMi	2.0810	3950.0	81	47168	No
278	GOM_NL__2PRFIN20110308_190152_000000483100_00171_47168_4512.N1	08-MAR-2011 19:01:52	Bright	47.500	119	14Eta Dra	2.7270	4700.0	95	47168	No

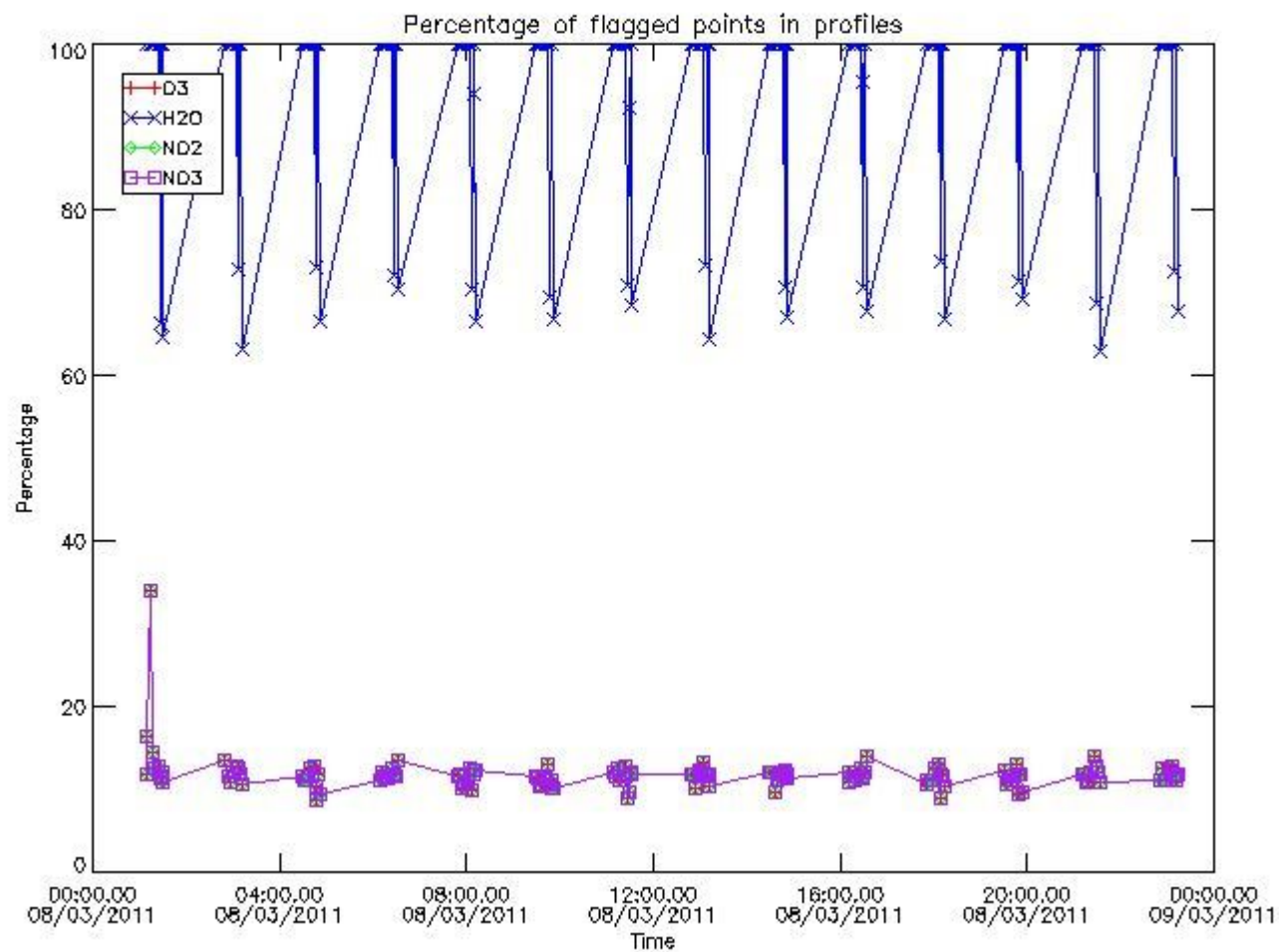
279	GOM_NL__2PRFIN20110308_190634_000000303100_00171_47168_4513.N1	08-MAR-2011 19:06:34	Twilight	30.000	130	23Bet Dra	2.7990	5800.0	60	47168	No
280	GOM_NL__2PRFIN20110308_191011_000000383100_00171_47168_4514.N1	08-MAR-2011 19:10:11	Bright	38.000	144	18Del Cyg	2.8600	11000.	76	47168	No
281	GOM_NL__2PRFIN20110308_191129_000000363100_00171_47168_4515.N1	08-MAR-2011 19:11:29	Bright	36.000	66	37Gam Cyg	2.2080	5900.0	72	47168	No
282	GOM_NL__2PRFIN20110308_192031_000000503100_00171_47168_4516.N1	08-MAR-2011 19:20:31	Bright	50.000	168	17Zet Aql	2.9860	11000.	100	47168	No
283	GOM_NL__2PRFIN20110308_193036_000000463100_00171_47168_4517.N1	08-MAR-2011 19:30:36	Dark	45.500	155	41Pi Sgr	2.9000	6600.0	91	47168	No
284	GOM_NL__2PRFIN20110308_193232_000000483100_00171_47168_4518.N1	08-MAR-2011 19:32:32	Dark	48.000	57	34Sig Sgr	2.0660	26000.	96	47168	No
285	GOM_NL__2PRFIN20110308_193549_000000453100_00171_47168_4519.N1	08-MAR-2011 19:35:49	Dark	44.500	38	20Eps Sgr	1.8360	11000.	89	47168	No
286	GOM_NL__2PRFIN20110308_193853_000000463100_00171_47168_4520.N1	08-MAR-2011 19:38:53	Dark	46.000	85	Kap Sco	2.4070	28000.	92	47168	No
287	GOM_NL__2PRFIN20110308_194210_000000443100_00172_47169_4577.N1	08-MAR-2011 19:42:10	Dark	44.000	141	Bet Ara	2.8400	4600.0	88	47169	No
288	GOM_NL__2PRFIN20110308_194602_000000393100_00172_47169_4578.N1	08-MAR-2011 19:46:02	Dark	39.000	134	Bet TrA	2.8100	6600.0	78	47169	No
289	GOM_NL__2PRFIN20110308_194843_000000553100_00172_47169_4579.N1	08-MAR-2011 19:48:43	Dark	54.500	4	Alp1Cen	-0.010000	5800.0	109	47169	No
290	GOM_NL__2PRFIN20110308_194959_000000443100_00172_47169_4580.N1	08-MAR-2011 19:49:59	Dark	43.500	10	Bet Cen	0.61000	28000.	87	47169	No
291	GOM_NL__2PRFIN20110308_195157_000000443100_00172_47169_4581.N1	08-MAR-2011 19:51:57	Dark	43.500	77	Eps Cen	2.3030	28000.	87	47169	No
292	GOM_NL__2PRFIN20110308_195323_000000533100_00172_47169_4582.N1	08-MAR-2011 19:53:23	Dark	52.500	26	Gam Cru	1.6240	2900.0	105	47169	No
293	GOM_NL__2PRFIN20110308_195459_000000443100_00172_47169_4583.N1	08-MAR-2011 19:54:59	Straylight	43.500	64	Gam Cen	2.2000	10600.	87	47169	No
294	GOM_NL__2PRFIN20110308_195652_000000543100_00172_47169_4584.N1	08-MAR-2011 19:56:52	Straylight	53.500	123	lot Cen	2.7500	10200.	107	47169	No
295	GOM_NL__2PRFIN20110308_200358_000000563100_00172_47169_4585.N1	08-MAR-2011 20:03:58	Straylight	55.500	171	2Eps Crv	3.0010	4250.0	111	47169	No
296	GOM_NL__2PRFIN20110308_201527_000000403100_00172_47169_4586.N1	08-MAR-2011 20:15:27	Bright	39.500	22	32Alp Leo	1.3600	15200.	79	47169	No
297	GOM_NL__2PRFIN20110308_201750_000000413100_00172_47169_4587.N1	08-MAR-2011 20:17:50	Bright	40.500	51	41Gam1Leo	2.0100	4500.0	81	47169	No
298	GOM_NL__2PRFIN20110308_202605_000000433100_00172_47169_4588.N1	08-MAR-2011 20:26:05	Bright	42.500	174	52Psi UMa	3.0040	4400.0	85	47169	No
299	GOM_NL__2PRFIN20110308_202906_000000403100_00172_47169_4589.N1	08-MAR-2011 20:29:06	Bright	40.000	82	48Bet UMa	2.3650	10600.	80	47169	No
300	GOM_NL__2PRFIN20110308_203031_000000413100_00172_47169_4590.N1	08-MAR-2011 20:30:31	Bright	40.500	36	50Alp UMa	1.8000	6300.0	81	47169	No
301	GOM_NL__2PRFIN20110308_203251_000000353100_00172_47169_4591.N1	08-MAR-2011 20:32:51	Bright	35.000	32	77Eps UMa	1.7630	11000.	70	47169	No
302	GOM_NL__2PRFIN20110308_203742_000000443100_00172_47169_4592.N1	08-MAR-2011 20:37:42	Bright	44.000	60	7Bet UMi	2.0810	3950.0	88	47169	No
303	GOM_NL__2PRFIN20110308_204205_000000483100_00172_47169_4593.N1	08-MAR-2011 20:42:05	Bright	48.000	119	14Eta Dra	2.7270	4700.0	96	47169	No
304	GOM_NL__2PRFIN20110308_204648_000000303100_00172_47169_4594.N1	08-MAR-2011 20:46:48	Twilight	30.000	130	23Bet Dra	2.7990	5800.0	60	47169	No
305	GOM_NL__2PRFIN20110308_205025_000000373100_00172_47169_4595.N1	08-MAR-2011 20:50:25	Bright	36.500	144	18Del Cyg	2.8600	11000.	73	47169	No
306	GOM_NL__2PRFIN20110308_205143_000000383100_00172_47169_4596.N1	08-MAR-2011 20:51:43	Bright	37.500	66	37Gam Cyg	2.2080	5900.0	75	47169	No
307	GOM_NL__2PRFIN20110308_210046_000000463100_00172_47169_4597.N1	08-MAR-2011 21:00:46	Bright	46.000	168	17Zet Aql	2.9860	11000.	92	47169	No
308	GOM_NL__2PRFIN20110308_211051_000000433100_00172_47169_4598.N1	08-MAR-2011 21:10:51	Dark	43.000	155	41Pi Sgr	2.9000	6600.0	86	47169	No
309	GOM_NL__2PRFIN20110308_211246_000000443100_00172_47169_4599.N1	08-MAR-2011 21:12:46	Dark	43.500	57	34Sig Sgr	2.0660	26000.	87	47169	No
310	GOM_NL__2PRFIN20110308_211604_000000473100_00172_47169_4600.N1	08-MAR-2011 21:16:04	Dark	47.000	38	20Eps Sgr	1.8360	11000.	94	47169	No
311	GOM_NL__2PRFIN20110308_211908_000000463100_00172_47169_4601.N1	08-MAR-2011 21:19:08	Dark	45.500	85	Kap Sco	2.4070	28000.	91	47169	No
312	GOM_NL__2PRFIN20110308_212224_000000423100_00173_47170_4586.N1	08-MAR-2011 21:22:24	Dark	42.000	141	Bet Ara	2.8400	4600.0	84	47170	No
313	GOM_NL__2PRFIN20110308_212616_000000403100_00173_47170_4587.N1	08-MAR-2011 21:26:16	Dark	40.000	134	Bet TrA	2.8100	6600.0	80	47170	No
314	GOM_NL__2PRFIN20110308_212858_000000443100_00173_47170_4588.N1	08-MAR-2011 21:28:58	Dark	43.500	4	Alp1Cen	-0.010000	5800.0	87	47170	No
315	GOM_NL__2PRFIN20110308_213014_000000473100_00173_47170_4589.N1	08-MAR-2011 21:30:14	Dark	46.500	10	Bet Cen	0.61000	28000.	93	47170	No
316	GOM_NL__2PRFIN20110308_213211_000000423100_00173_47170_4590.N1	08-MAR-2011 21:32:11	Dark	42.000	77	Eps Cen	2.3030	28000.	84	47170	No
317	GOM_NL__2PRFIN20110308_213338_000000483100_00173_47170_4591.N1	08-MAR-2011 21:33:38	Dark	47.500	26	Gam Cru	1.6240	2900.0	95	47170	No
318	GOM_NL__2PRFIN20110308_213513_000000443100_00173_47170_4592.N1	08-MAR-2011 21:35:13	Straylight	43.500	64	Gam Cen	2.2000	10600.	87	47170	No
319	GOM_NL__2PRFIN20110308_213707_000000583100_00173_47170_4593.N1	08-MAR-2011 21:37:07	Straylight	57.500	123	lot Cen	2.7500	10200.	115	47170	No
320	GOM_NL__2PRFIN20110308_214413_000000563100_00173_47170_4594.N1	08-MAR-2011 21:44:13	Straylight	55.500	171	2Eps Crv	3.0010	4250.0	111	47170	No
321	GOM_NL__2PRFIN20110308_215541_000000413100_00173_47170_4595.N1	08-MAR-2011 21:55:41	Bright	40.500	22	32Alp Leo	1.3600	15200.	81	47170	No
322	GOM_NL__2PRFIN20110308_215804_000000403100_00173_47170_4596.N1	08-MAR-2011 21:58:04	Bright	40.000	51	41Gam1Leo	2.0100	4500.0	80	47170	No
323	GOM_NL__2PRFIN20110308_220618_000000413100_00173_47170_4597.N1	08-MAR-2011 22:06:18	Bright	41.000	174	52Psi UMa	3.0040	4400.0	82	47170	No
324	GOM_NL__2PRFIN20110308_220919_000000403100_00173_47170_4598.N1	08-MAR-2011 22:09:19	Bright	40.000	82	48Bet UMa	2.3650	10600.	80	47170	No
325	GOM_NL__2PRFIN20110308_221045_000000423100_00173_47170_4599.N1	08-MAR-2011 22:10:45	Bright	42.000	36	50Alp UMa	1.8000	6300.0	84	47170	No
326	GOM_NL__2PRFIN20110308_221304_000000393100_00173_47170_4600.N1	08-MAR-2011 22:13:04	Bright	39.000	32	77Eps UMa	1.7630	11000.	78	47170	No
327	GOM_NL__2PRFIN20110308_221755_000000423100_00173_47170_4601.N1	08-MAR-2011 22:17:55	Bright	41.500	60	7Bet UMi	2.0810	3950.0	83	47170	No
328	GOM_NL__2PRFIN20110308_222219_000000473100_00173_47170_4602.N1	08-MAR-2011 22:22:19	Bright	46.500	119	14Eta Dra	2.7270	4700.0	93	47170	No
329	GOM_NL__2PRFIN20110308_222702_000000253100_00173_47170_4603.N1	08-MAR-2011 22:27:02	Twilight	25.000	130	23Bet Dra	2.7990	5800.0	50	47170	No
330	GOM_NL__2PRFIN20110308_222749_000000483100_00173_47170_4604.N1	08-MAR-2011 22:27:49	Bright	48.000	69	33Gam Dra	2.2310	3800.0	96	47170	No
331	GOM_NL__2PRFIN20110308_223039_000000563100_00173_47170_4605.N1	08-MAR-2011 22:30:39	Bright	56.000	144	18Del Cyg	2.8600	11000.	112	47170	No
332	GOM_NL__2PRFIN20110308_223157_000000543100_00173_47170_4606.N1	08-MAR-2011 22:31:57	Bright	54.000	66	37Gam Cyg	2.2080	5900.0	108	47170	No
333	GOM_NL__2PRFIN20110308_224100_000000513100_00173_47170_4607.N1	08-MAR-2011 22:41:00	Bright	50.500	168	17Zet Aql	2.9860	11000.	101	47170	No
334	GOM_NL__2PRFIN20110308_225105_000000463100_00173_47170_4608.N1	08-MAR-2011 22:51:05	Dark	45.500	155	41Pi Sgr	2.9000	6600.0	91	47170	No
335	GOM_NL__2PRFIN20110308_225301_000000453100_00173_47170_4609.N1	08-MAR-2011 22:53:01	Dark	45.000	57	34Sig Sgr	2.0660	26000.	90	47170	No
336	GOM_NL__2PRFIN20110308_225619_000000463100_00173_47170_4610.N1	08-MAR-2011 22:56:19	Dark	46.000	38	20Eps Sgr	1.8360	11000.	92	47170	No
337	GOM_NL__2PRFIN20110308_225923_000000463100_00173_47170_4611.N1	08-MAR-2011 22:59:23	Dark	46.000	85	Kap Sco	2.4070	28000.	92	47170	No

338	GOM_NL__2PRFIN20110308_230239_000000423100_00174_47171_4597.N1	08-MAR-2011 23:02:39	Dark	41.500	141	Bet Ara	2.8400	4600.0	83	47171	No
339	GOM_NL__2PRFIN20110308_230631_000000403100_00174_47171_4598.N1	08-MAR-2011 23:06:31	Dark	40.000	134	Bet TrA	2.8100	6600.0	80	47171	No
340	GOM_NL__2PRFIN20110308_230912_000000443100_00174_47171_4599.N1	08-MAR-2011 23:09:12	Dark	44.000	4	Alp1Cen	-0.010000	5800.0	88	47171	No
341	GOM_NL__2PRFIN20110308_231028_000000463100_00174_47171_4600.N1	08-MAR-2011 23:10:28	Dark	45.500	10	Bet Cen	0.61000	28000.	91	47171	No
342	GOM_NL__2PRFIN20110308_231226_000000443100_00174_47171_4601.N1	08-MAR-2011 23:12:26	Dark	43.500	77	Eps Cen	2.3030	28000.	87	47171	No
343	GOM_NL__2PRFIN20110308_231352_000000563100_00174_47171_4602.N1	08-MAR-2011 23:13:52	Dark	56.000	26	Gam Cru	1.6240	2900.0	112	47171	No
344	GOM_NL__2PRFIN20110308_231528_000000433100_00174_47171_4603.N1	08-MAR-2011 23:15:28	Straylight	42.500	64	Gam Cen	2.2000	10600.	85	47171	No
345	GOM_NL__2PRFIN20110308_231722_000000553100_00174_47171_4604.N1	08-MAR-2011 23:17:22	Straylight	54.500	123	lot Cen	2.7500	10200.	109	47171	No
346	GOM_NL__2PRFIN20110308_232427_000000563100_00174_47171_4605.N1	08-MAR-2011 23:24:27	Straylight	55.500	171	2Eps Crv	3.0010	4250.0	111	47171	No
347	GOM_NL__2PRFIN20110308_233554_000000403100_00174_47171_4606.N1	08-MAR-2011 23:35:54	Bright	39.500	22	32Alp Leo	1.3600	15200.	79	47171	No
348	GOM_NL__2PRFIN20110308_233817_000000563100_00174_47171_4607.N1	08-MAR-2011 23:38:17	Bright	56.000	51	41Gam1Leo	2.0100	4500.0	112	47171	No
349	GOM_NL__2PRFIN20110308_234632_000000433100_00174_47171_4608.N1	08-MAR-2011 23:46:32	Bright	43.000	174	52Psi UMa	3.0040	4400.0	86	47171	No
350	GOM_NL__2PRFIN20110308_234933_000000403100_00174_47171_4609.N1	08-MAR-2011 23:49:33	Bright	39.500	82	48Bet UMa	2.3650	10600.	79	47171	No
351	GOM_NL__2PRFIN20110308_235059_000000413100_00174_47171_4610.N1	08-MAR-2011 23:50:59	Bright	40.500	36	50Alp UMa	1.8000	6300.0	81	47171	No
352	GOM_NL__2PRFIN20110308_235317_000000393100_00174_47171_4611.N1	08-MAR-2011 23:53:17	Bright	39.000	32	77Eps UMa	1.7630	11000.	78	47171	No
353	GOM_NL__2PRFIN20110308_235809_000000433100_00174_47171_4612.N1	08-MAR-2011 23:58:09	Bright	42.500	60	7Bet UMi	2.0810	3950.0	85	47171	No

3. Quality information per product

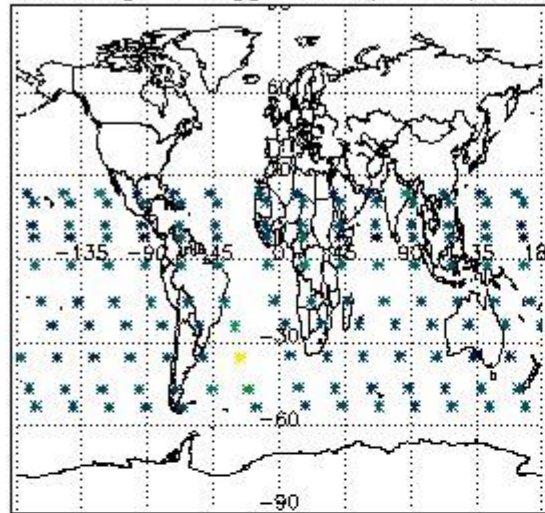
In this section it is plotted some information contained in the Quality Summary data set of the level 2 products. Only products in dark limb conditions and without errors (error flag in the MPH set to "0") are used.

3.1 Plot quality information per product (time dependant)

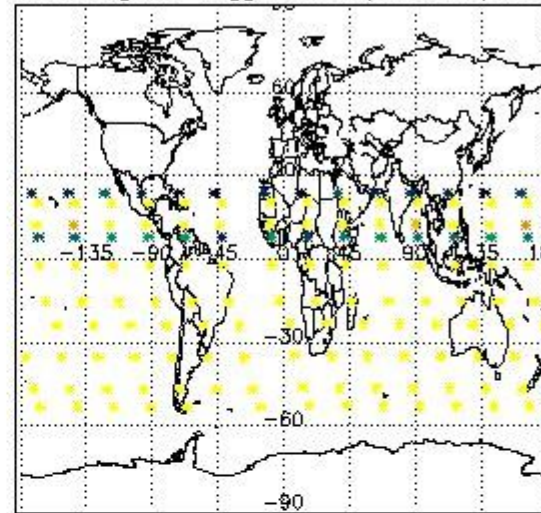


3.2 Plot quality information per product (world map)

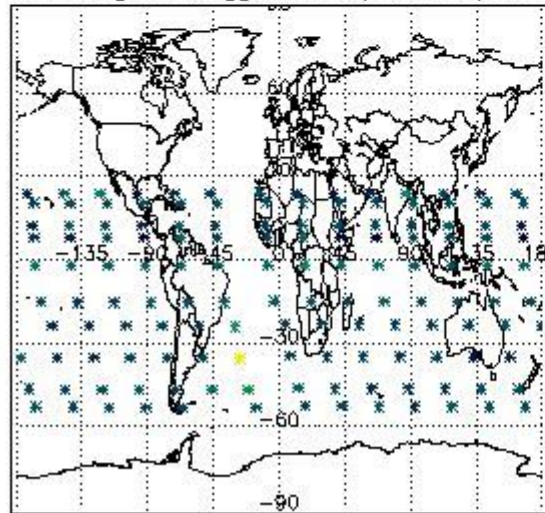
Percentage of flagged data per O3 profile



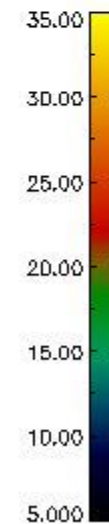
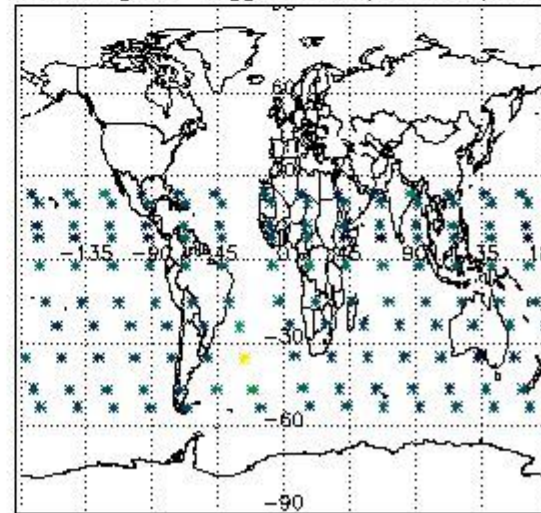
Percentage of flagged data per H2O profile



Percentage of flagged data per NO2 profile



Percentage of flagged data per NO3 profile

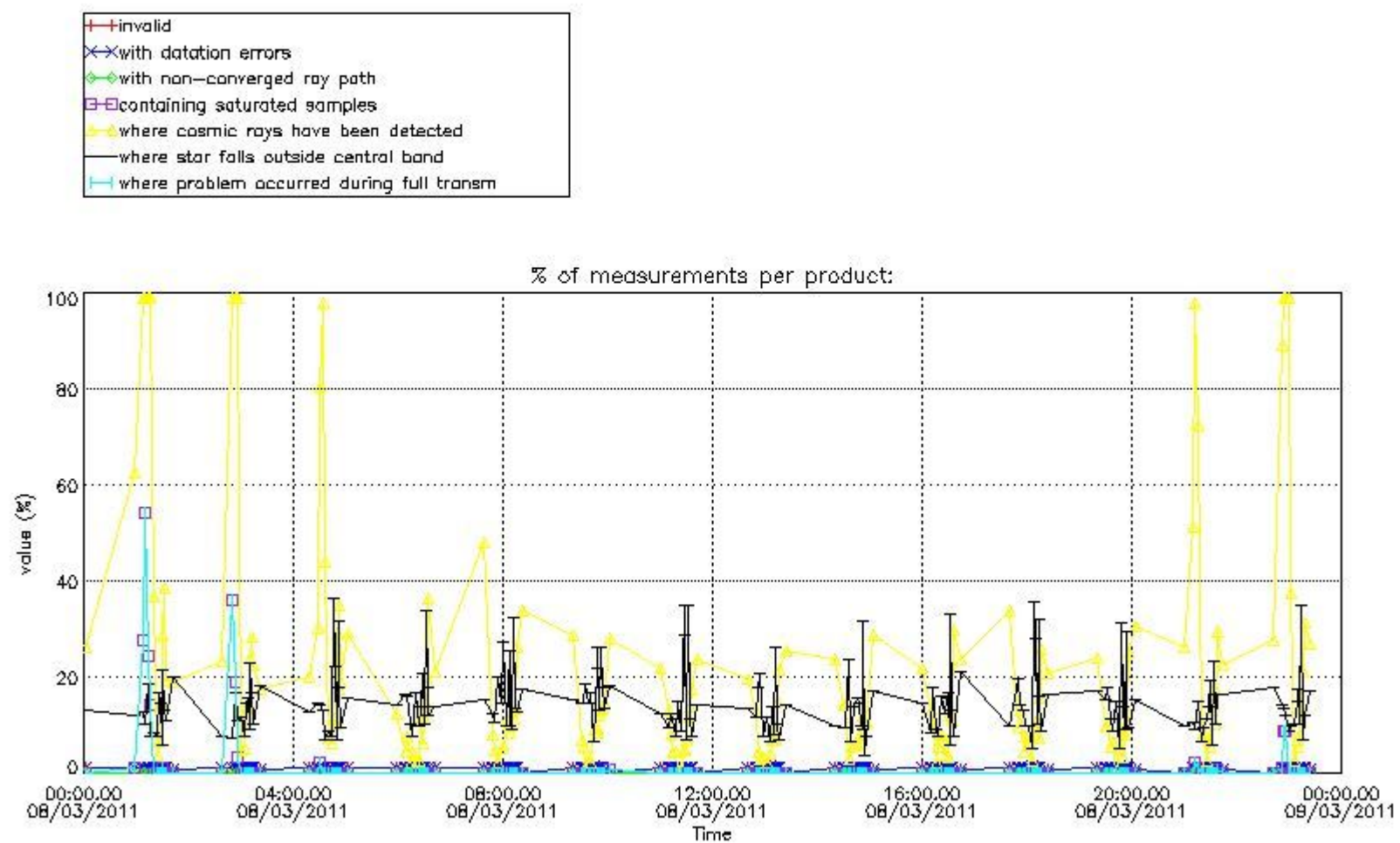


4. Level 1 quality information per product

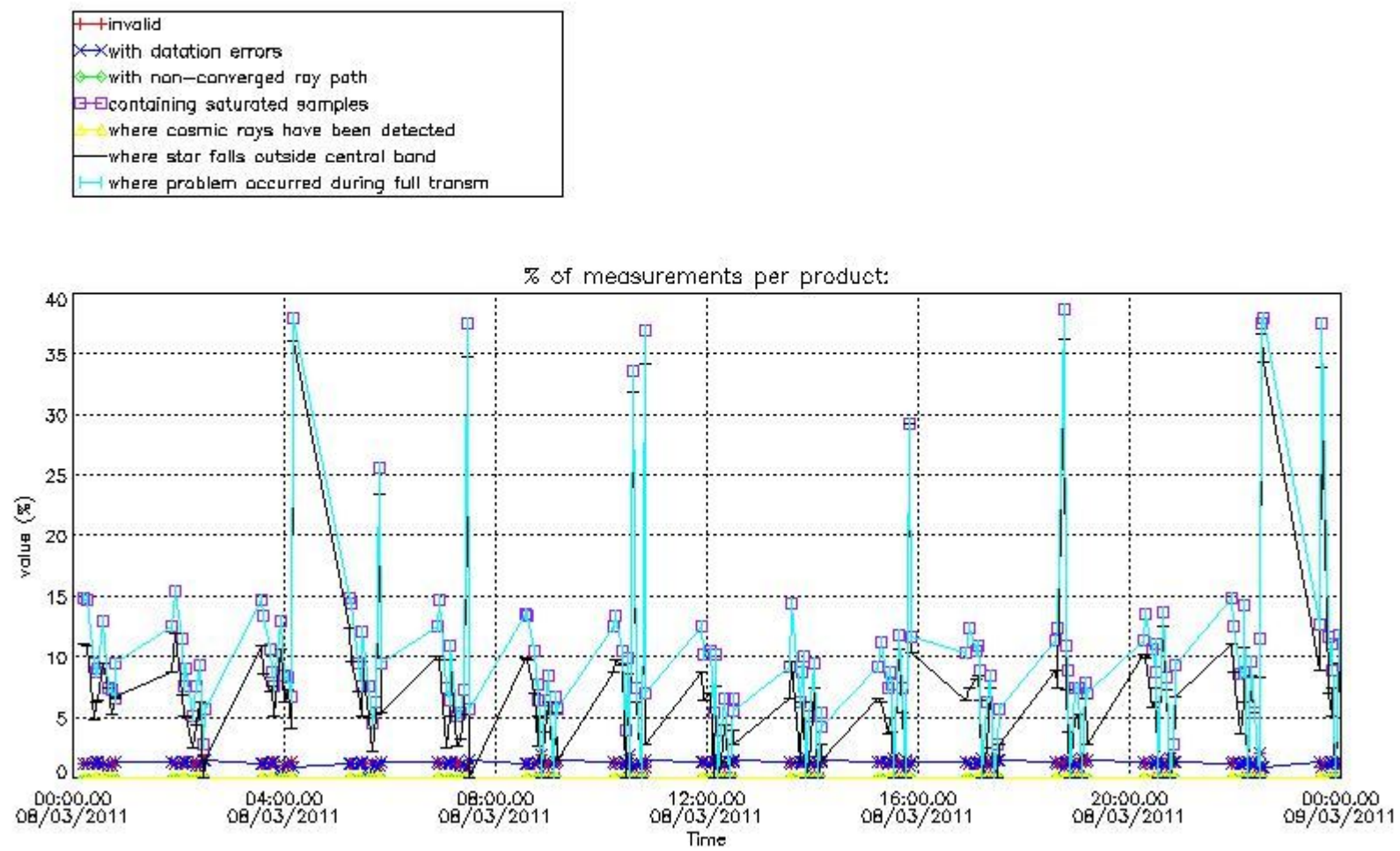
In this section it is plotted some information contained in the Quality Summary data set of the level 2 products that comes from the level 1b processing. Products without errors (error flag in the MPH set to "0") are used.

4.1 Plot quality information per product (time dependant) coming from level 1b processing

4.1.1 Plot level 1 quality information per product (time dependant): ENVISAT ASCENDING passes



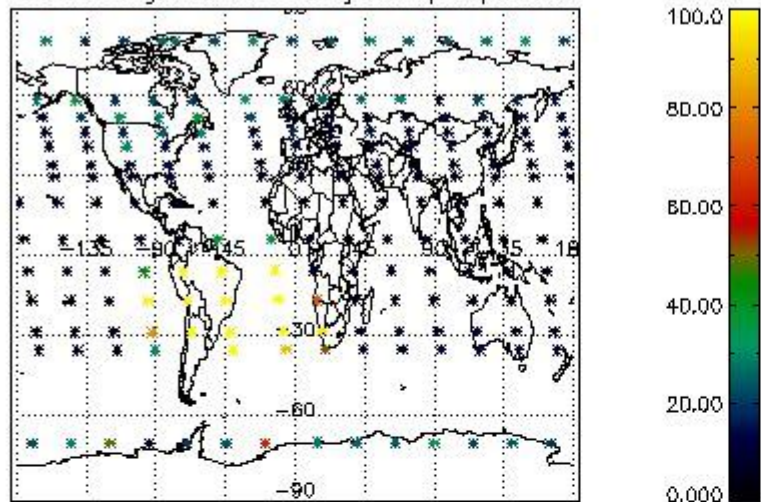
4.1.2 Plot level 1 quality information per product (time dependant): ENVI SAT DESCENDING passes



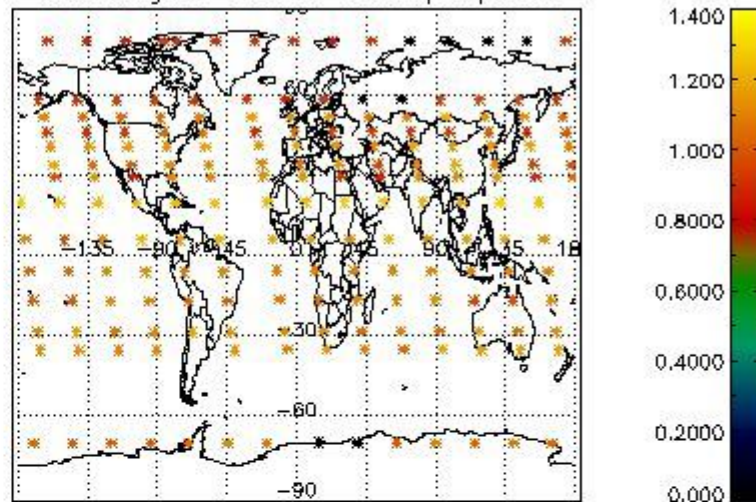
4.2 Plot quality information per product coming from level 1b processing (world map)

4.2.1 Plot level 1 quality information per product (world map): ENVISAT ASCENDING passes

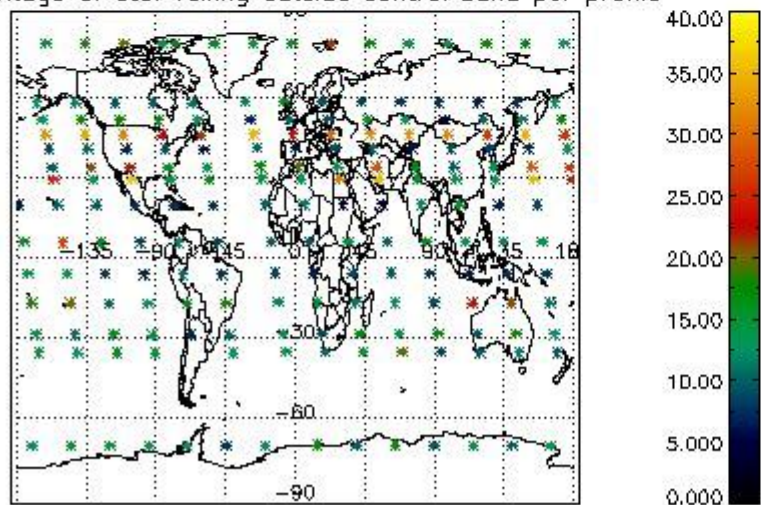
Percentage of cosmic ray hits per profile



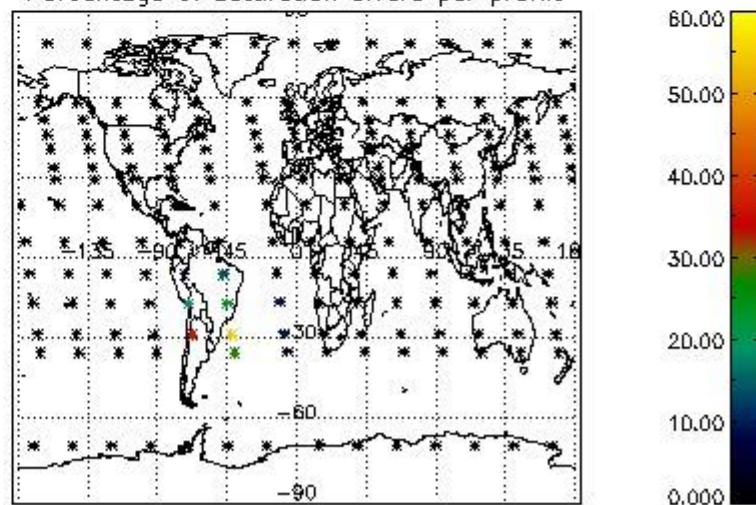
Percentage of datation errors per profile



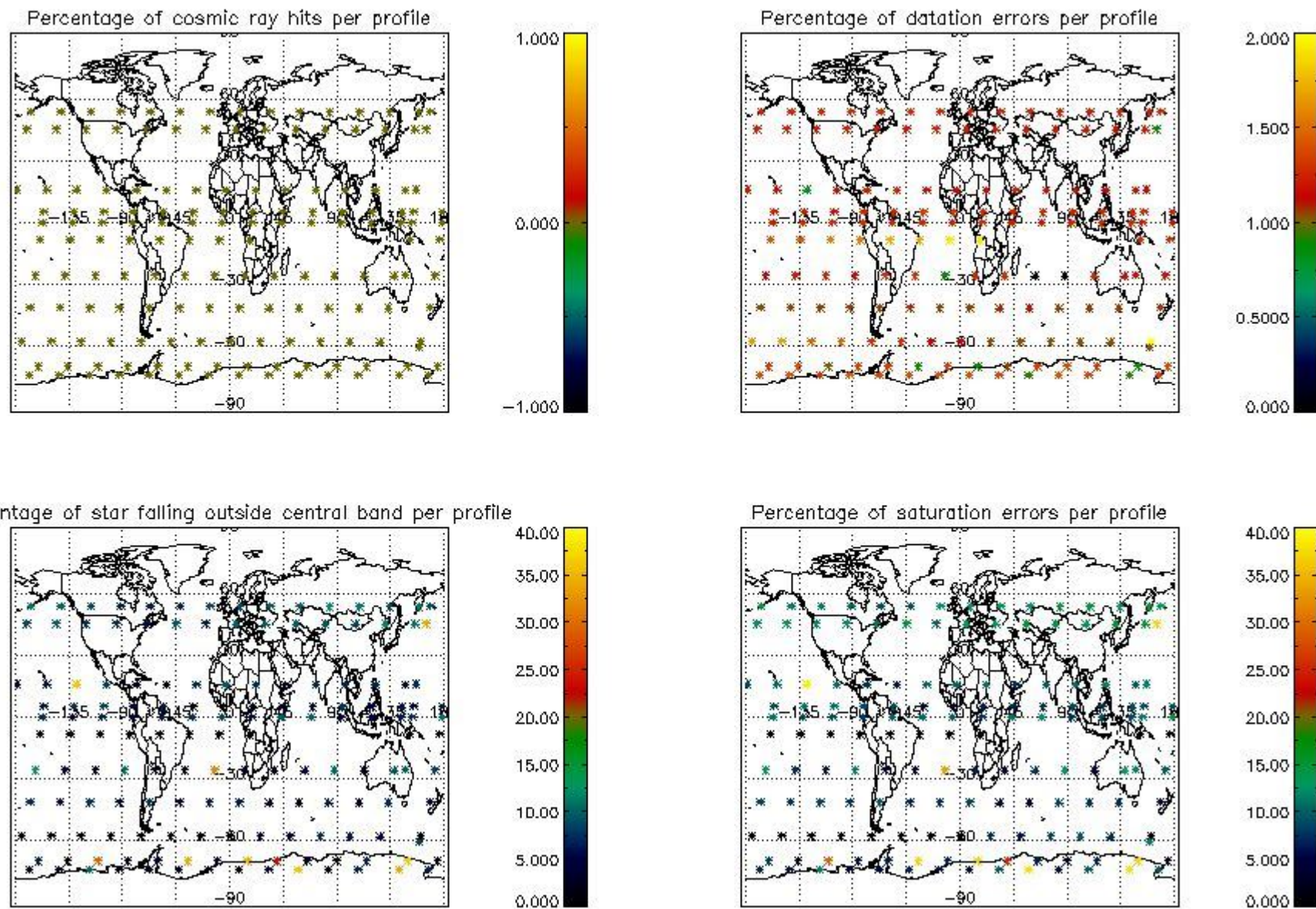
Percentage of star falling outside central band per profile



Percentage of saturation errors per profile



4.2.2 Plot level 1 quality information per product (world map): ENVISAT DESCENDING passes



5. Trace gas profiles

5.1 Ozone statistics based on quality of products

The final quality of the products can be "measured" using the STD (Standard Deviation) attached to every point profile. This information is written to the parameter GOM_NL__2P/NL_LOCAL_SPECIES_DENSITY/o3_std of the level 2 products. The table below shows the statistics for given STD ranges.

The statistics are given with respect to the overall valid production:

- Products without fatal errors: GOM_NL__2P/MPH/PRODUCT_ERR=0
- Valid point profile: GOM_NL__2P/NL_LOCAL_SPECIES_DENSITY/pcd(0)=0

The 'Criteria' is applied to valid points of dark limb products:

- Products in dark limb illumination condition: GOM_NL__2P/NL_SUMMARY_QUALITY/obs_ill_cond=0
- Products without fatal errors: GOM_NL__2P/MPH/PRODUCT_ERR=0
- Valid point profile: GOM_NL__2P/NL_LOCAL_SPECIES_DENSITY/pcd(0)=0

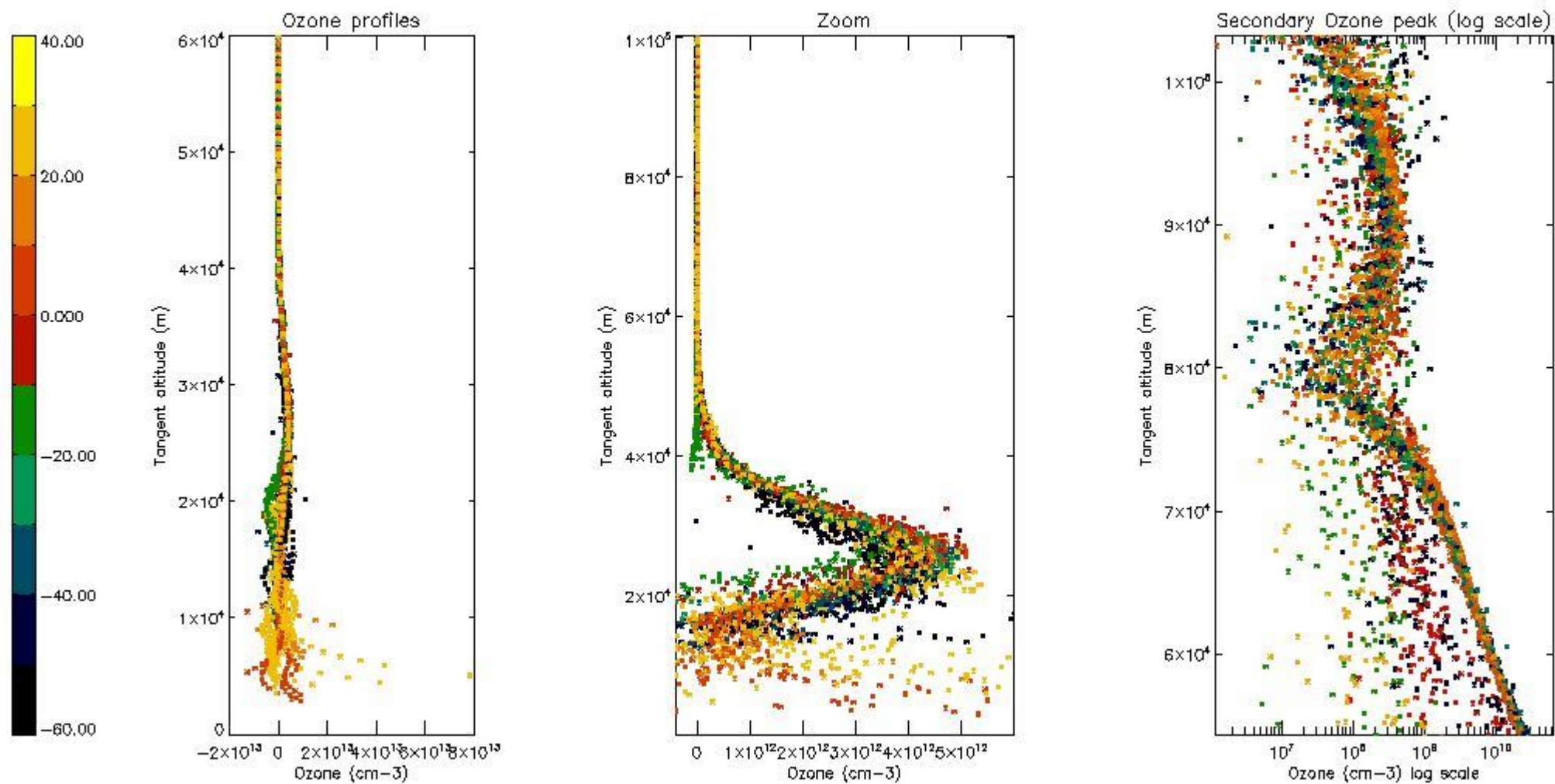
So, the table below shows the percentage of dark limb and valid observations for each criteria with respect to the overall valid daily observations.

Criteria	% of total production
All STD	41
STD < 20	20

STD < 10	14
STD < 5	10

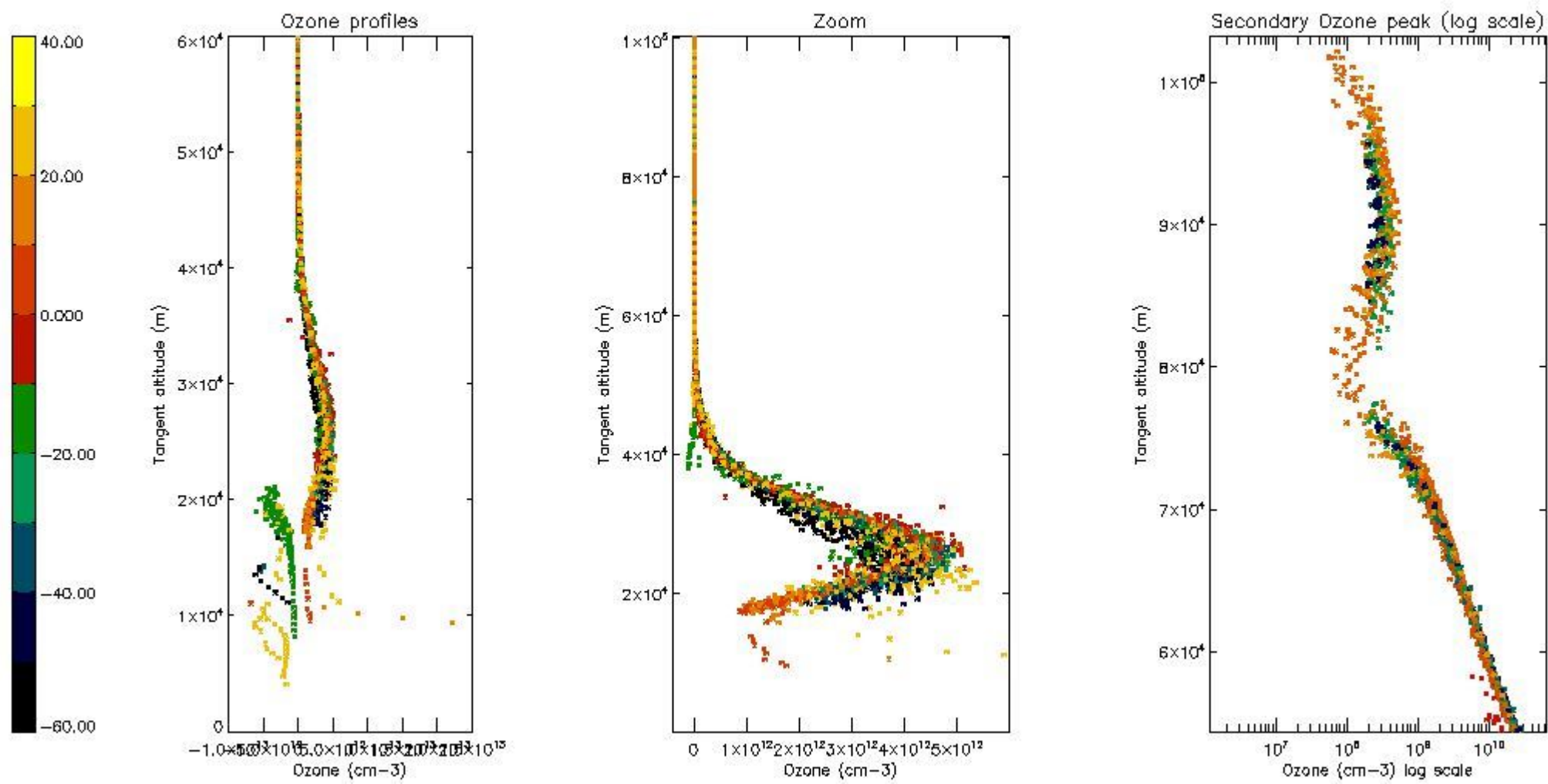
5.2 Plot ozone profiles for all STD (dark without errors)

The colorbar represents the latitude.



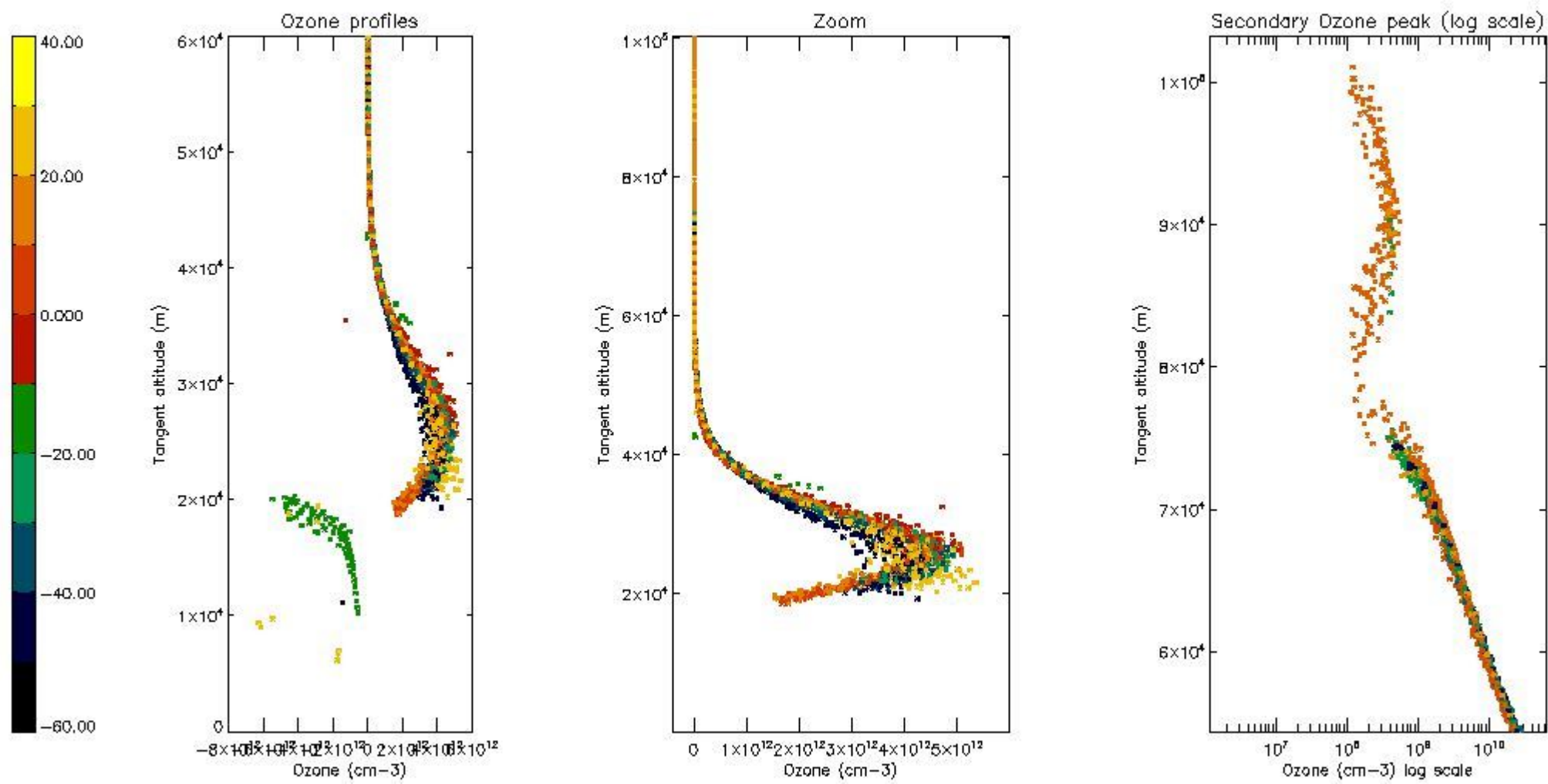
5.3 Plot ozone profiles where STD < 20% (dark without errors)

The colorbar represents the latitude.



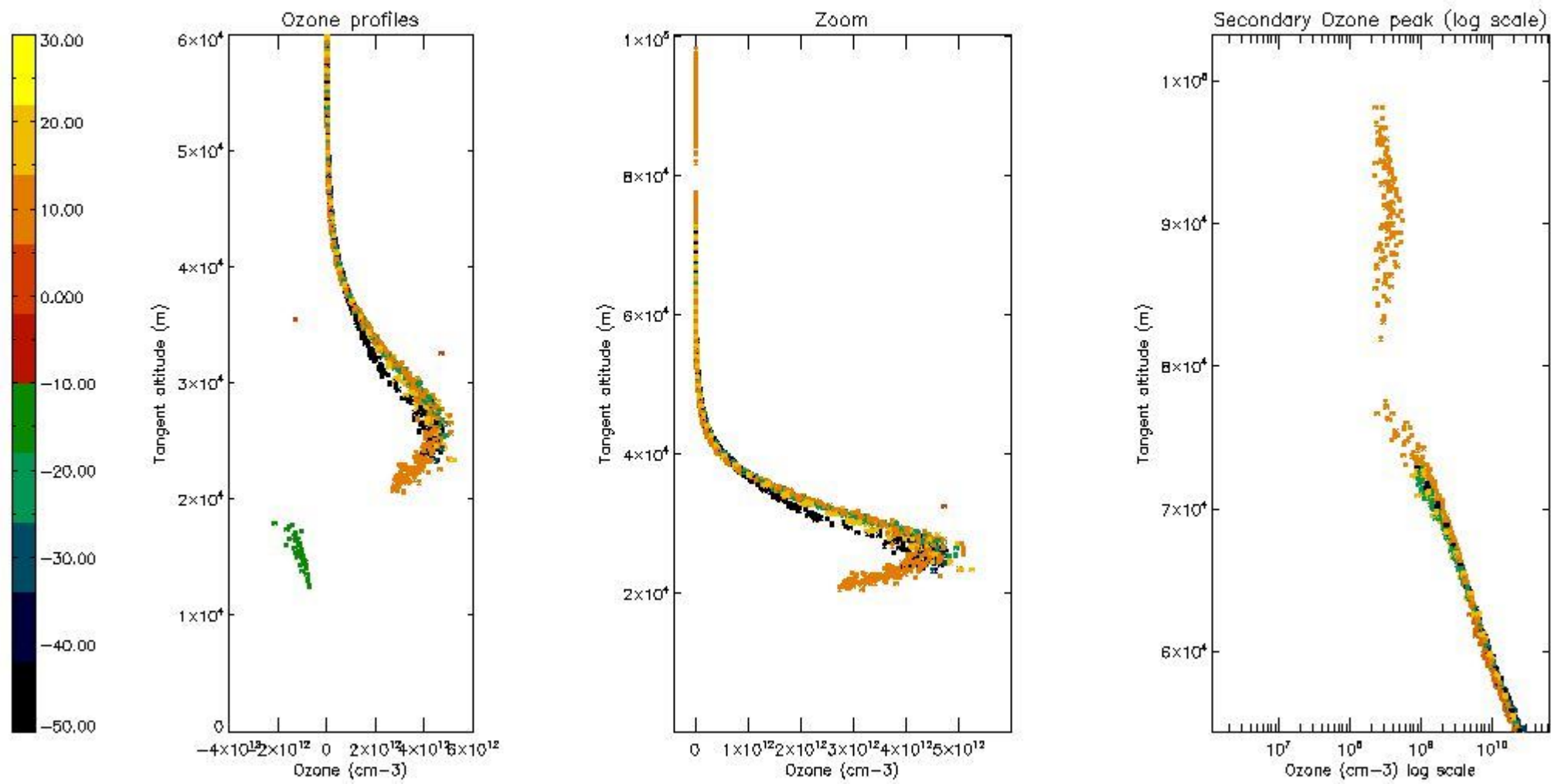
5.4 Plot ozone profiles where $STD < 10\%$ (dark without errors)

The colorbar represents the latitude.



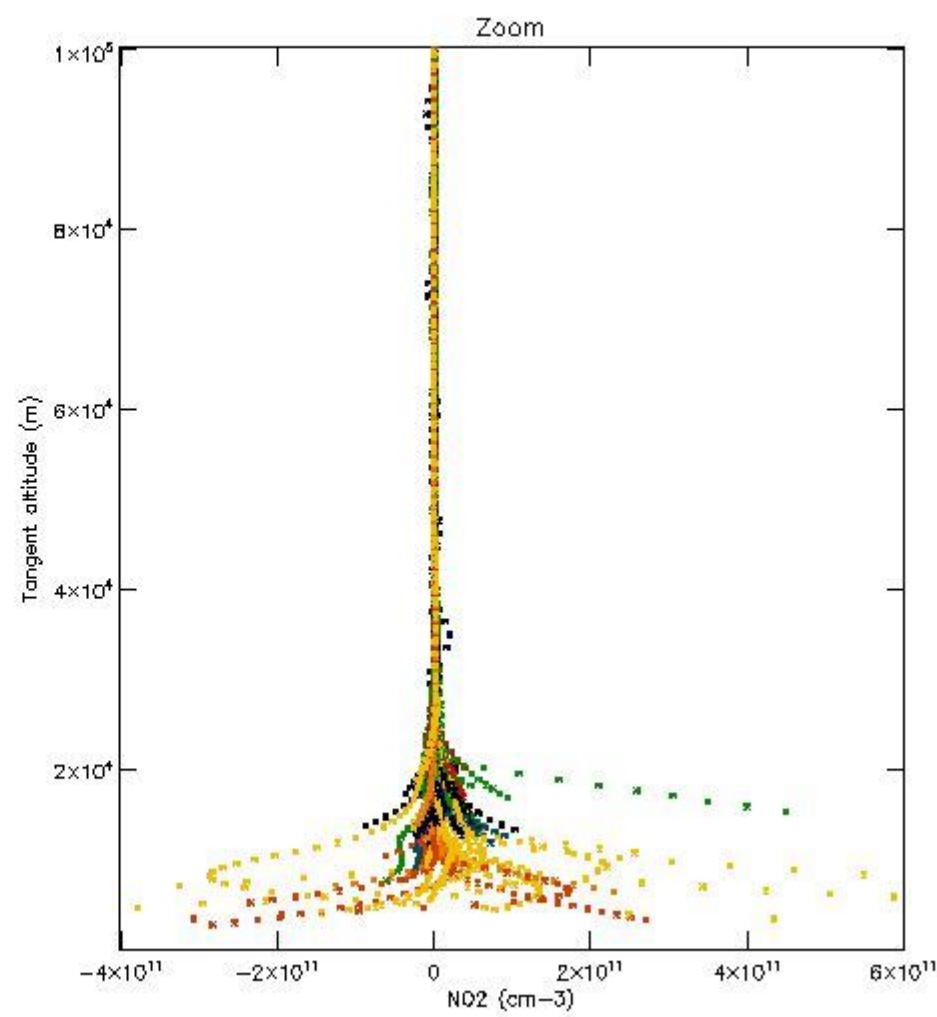
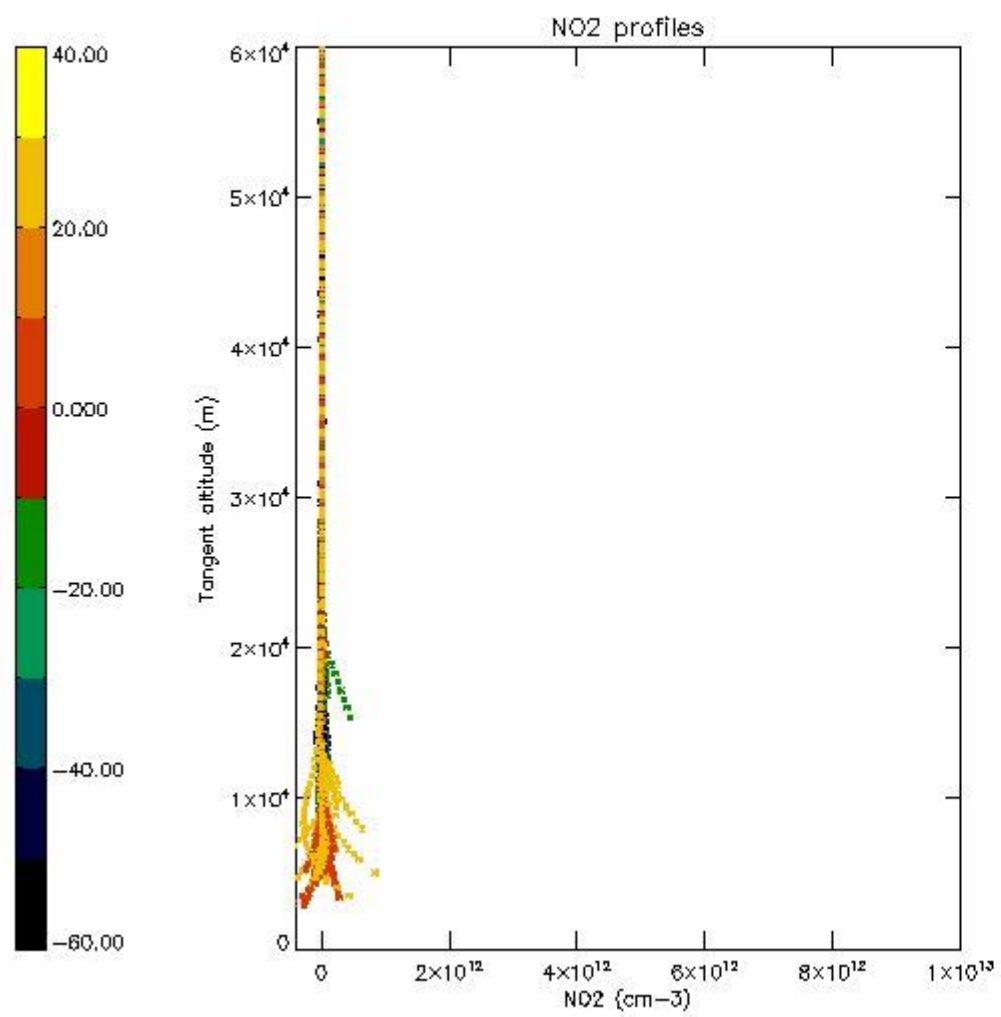
5.5 Plot ozone profiles where STD < 5% (dark without errors)

The colorbar represents the latitude.



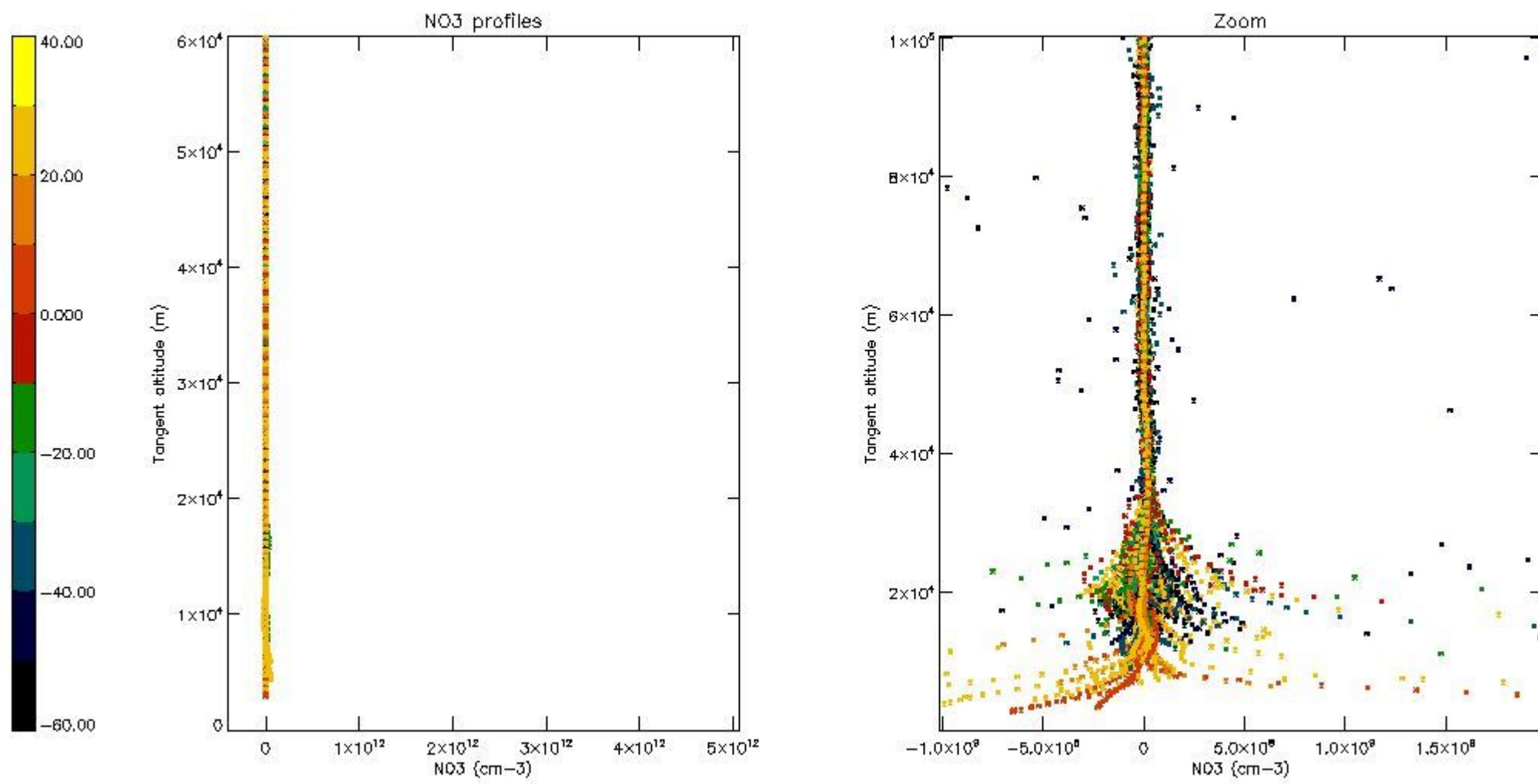
5.6 Plot NO₂ profiles for all STD (dark without errors)

The colorbar represents the latitude.



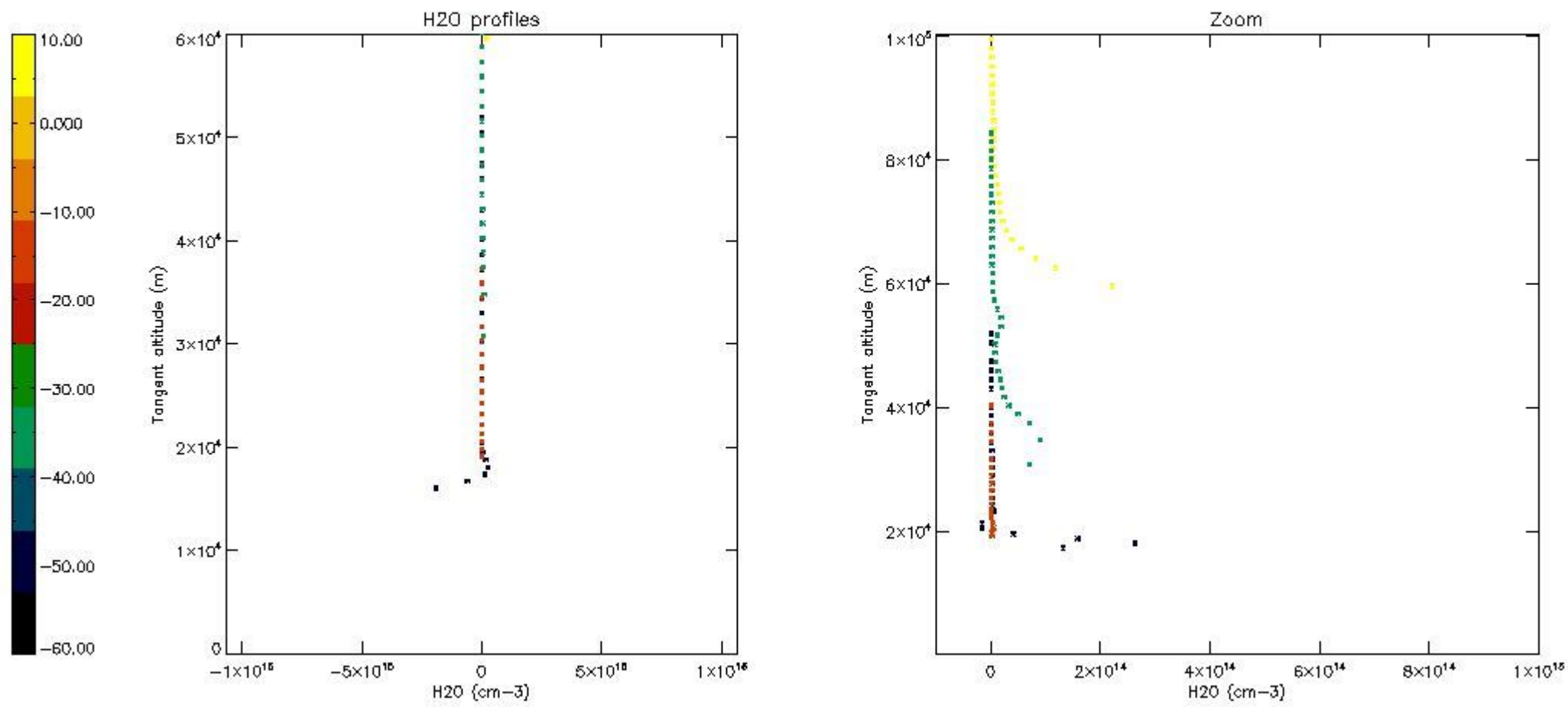
5.7 Plot NO3 profiles for all STD (dark without errors)

The colorbar represents the latitude.



5.8 Plot H2O profiles for all STD (only for occultations of stars 1,2,3,4,13,14,16,26,63 dark without errors)

The colorbar represents the latitude.



6. Auxiliary Data Files used for the production reported in section 2

The number reported in the third column indicates since which file (see list in section 2) the corresponding auxiliary file has been used. The fourth column is the date of those product files.

Type	Auxiliary Filename	Used since product	Used since product date
INST_PHYS_CHARACTERISTICS	GOM_INS_AXVIEC20091111_143220_20030716_120000_20500101_000000	1	08-MAR-2011 00:01:07
LEVEL-2_PROC_CONFIG	GOM_PR2_AXVIEC20091111_152718_20020301_000000_20500101_000000	1	08-MAR-2011 00:01:07
CROSS_SECTIONS_FILE	GOM_CRS_AXVIEC20091111_154832_20020301_000000_20500101_000000	1	08-MAR-2011 00:01:07

GOMOS Level 2 Daily Report

SUMMARY

[1. General Info](#)

[2. Summary of processed GOM_NL_2P products](#)

[3. Level 2 Quality information per product](#)

[3.1 Plot of level 2 quality information per product \(time dependant\)](#)

[3.2 Plot of level 2 quality information per product \(world map\)](#)

[4. Level 1 Quality information per product \(stored on level 2 products\)](#)

[4.1 Plot of level 1 quality information per product \(time dependant\)](#)

[4.1.1 Plot of level 1 quality information per product \(time dependant\): ASCENDING](#)

[4.1.2 Plot of level 1 quality information per product \(time dependant\): DESCENDING](#)

[4.2 Plot of level 1 quality information per product \(world map\)](#)

[4.2.1 Plot of level 1 quality information per product \(world map\): ASCENDING](#)

[4.2.2 Plot of level 1 quality information per product \(world map\): DESCENDING](#)

[5. Ozone profiles based on quality statistics and other trace gas profiles](#)

[5.1 Ozone statistics based on quality of products](#)

[5.2 Plot ozone profiles for all STD \(dark without errors\)](#)

[5.3 Plot ozone profiles where STD < 20% \(dark without errors\)](#)

[5.4. Plot ozone profiles where STD < 10% \(dark without errors\)](#)

[5.5. Plot ozone profiles where STD < 5% \(dark without errors\)](#)

[5.6 Plot NO2 profiles for all STD \(dark without errors\)](#)

[5.7 Plot NO3 profiles for all STD \(dark without errors\)](#)

[5.8 Plot H2O profiles \(only for occultations of stars 1,2,3,4,13,14,16,26,63 dark without errors\) for all STD](#)

[6. Auxiliary Data Files used for the production reported in section 2](#)

This report presents the daily analysis on parameters extracted from GOMOS level 2 data (GOM_NL__2P). It is intended to monitor some important parameters that will impact the quality of these products. A list of level 2 products (and content) that have arrived during the reporting day to the PCF is also given.

Item	Value
Time of report generation	24APR2013 11:03:55
Data source version	GOMOS/6.01
Start time of products	08-03-2011 (08MAR2011 00:00:00)
Stop time of products	09-03-2011 (09MAR2011 00:00:00)
Store outputs in DB	Yes
Nb of level 2 prods	353
Nb of prods with errors	0

2. Summary of processed GOM_NL__2P products.

Nr	Filename	UTC Start time	Limb	Duration	Star Id	Star Name	Star Mag	Star Temp	Nb Meas	Orbit	Prod. error
1	GOM_NL__2PRFIN20110308_000107_000000543100_00160_47157_4866.N1	08-MAR-2011 00:01:07	Straylight	53.500	171	2Eps Crv	3.0010	4250.0	107	47157	No
2	GOM_NL__2PRFIN20110308_001239_000000413100_00160_47157_4867.N1	08-MAR-2011 00:12:39	Bright	40.500	22	32Alp Leo	1.3600	15200.	81	47157	No
3	GOM_NL__2PRFIN20110308_001504_000000413100_00160_47157_4868.N1	08-MAR-2011 00:15:04	Bright	41.000	51	41Gam1Leo	2.0100	4500.0	82	47157	No
4	GOM_NL__2PRFIN20110308_002322_000000423100_00160_47157_4869.N1	08-MAR-2011 00:23:22	Bright	42.000	174	52Psi UMa	3.0040	4400.0	84	47157	No
5	GOM_NL__2PRFIN20110308_002622_000000403100_00160_47157_4870.N1	08-MAR-2011 00:26:22	Bright	40.000	82	48Bet UMa	2.3650	10600.	80	47157	No
6	GOM_NL__2PRFIN20110308_002747_000000393100_00160_47157_4871.N1	08-MAR-2011 00:27:47	Bright	39.000	36	50Alp UMa	1.8000	6300.0	78	47157	No
7	GOM_NL__2PRFIN20110308_003458_000000433100_00160_47157_4872.N1	08-MAR-2011 00:34:58	Bright	42.500	60	7Bet UMi	2.0810	3950.0	85	47157	No
8	GOM_NL__2PRFIN20110308_003924_000000473100_00160_47157_4873.N1	08-MAR-2011 00:39:24	Bright	47.000	119	14Eta Dra	2.7270	4700.0	94	47157	No
9	GOM_NL__2PRFIN20110308_004404_000000483100_00160_47157_4874.N1	08-MAR-2011 00:44:04	Bright	48.000	130	23Bet Dra	2.7990	5800.0	96	47157	No
10	GOM_NL__2PRFIN20110308_004736_000000383100_00160_47157_4875.N1	08-MAR-2011 00:47:36	Bright	38.000	144	18Del Cyg	2.8600	11000.	76	47157	No
11	GOM_NL__2PRFIN20110308_004854_000000373100_00160_47157_4876.N1	08-MAR-2011 00:48:54	Bright	37.000	66	37Gam Cyg	2.2080	5900.0	74	47157	No
12	GOM_NL__2PRFIN20110308_005753_000000473100_00160_47157_4877.N1	08-MAR-2011 00:57:53	Bright	46.500	168	17Zet Aql	2.9860	11000.	93	47157	No
13	GOM_NL__2PRFIN20110308_010755_000000443100_00160_47157_4878.N1	08-MAR-2011 01:07:55	Dark	43.500	155	41Pi Sgr	2.9000	6600.0	87	47157	No
14	GOM_NL__2PRFIN20110308_010950_000000443100_00160_47157_4879.N1	08-MAR-2011 01:09:50	Dark	43.500	57	34Sig Sgr	2.0660	26000.	87	47157	No
15	GOM_NL__2PRFIN20110308_011306_000000493100_00160_47157_4880.N1	08-MAR-2011 01:13:06	Dark	49.000	38	20Eps Sgr	1.8360	11000.	98	47157	No
16	GOM_NL__2PRFIN20110308_011609_000000463100_00160_47157_4881.N1	08-MAR-2011 01:16:09	Dark	45.500	85	Kap Sco	2.4070	28000.	91	47157	No
17	GOM_NL__2PRFIN20110308_011929_000000413100_00161_47158_4843.N1	08-MAR-2011 01:19:29	Dark	41.000	141	Bet Ara	2.8400	4600.0	82	47158	No
18	GOM_NL__2PRFIN20110308_012322_000000403100_00161_47158_4844.N1	08-MAR-2011 01:23:22	Dark	40.000	134	Bet TrA	2.8100	6600.0	80	47158	No
19	GOM_NL__2PRFIN20110308_012603_000000453100_00161_47158_4845.N1	08-MAR-2011 01:26:03	Dark	45.000	4	Alp1Cen	-0.010000	5800.0	90	47158	No
20	GOM_NL__2PRFIN20110308_012719_000000453100_00161_47158_4846.N1	08-MAR-2011 01:27:19	Dark	44.500	10	Bet Cen	0.61000	28000.	89	47158	No
21	GOM_NL__2PRFIN20110308_012915_000000433100_00161_47158_4847.N1	08-MAR-2011 01:29:15	Dark	42.500	77	Eps Cen	2.3030	28000.	85	47158	No
22	GOM_NL__2PRFIN20110308_013044_000000473100_00161_47158_4848.N1	08-MAR-2011 01:30:44	Dark	47.000	26	Gam Cru	1.6240	2900.0	94	47158	No
23	GOM_NL__2PRFIN20110308_013219_000000463100_00161_47158_4849.N1	08-MAR-2011 01:32:19	Straylight	45.500	64	Gam Cen	2.2000	10600.	91	47158	No
24	GOM_NL__2PRFIN20110308_013411_000000553100_00161_47158_4850.N1	08-MAR-2011 01:34:11	Straylight	54.500	123	lot Cen	2.7500	10200.	109	47158	No
25	GOM_NL__2PRFIN20110308_014122_000000583100_00161_47158_4851.N1	08-MAR-2011 01:41:22	Straylight	58.000	171	2Eps Crv	3.0010	4250.0	116	47158	No
26	GOM_NL__2PRFIN20110308_015253_000000403100_00161_47158_4852.N1	08-MAR-2011 01:52:53	Bright	40.000	22	32Alp Leo	1.3600	15200.	80	47158	No
27	GOM_NL__2PRFIN20110308_015518_000000423100_00161_47158_4853.N1	08-MAR-2011 01:55:18	Bright	42.000	51	41Gam1Leo	2.0100	4500.0	84	47158	No
28	GOM_NL__2PRFIN20110308_020336_000000443100_00161_47158_4854.N1	08-MAR-2011 02:03:36	Bright	43.500	174	52Psi UMa	3.0040	4400.0	87	47158	No
29	GOM_NL__2PRFIN20110308_020636_000000403100_00161_47158_4855.N1	08-MAR-2011 02:06:36	Bright	39.500	82	48Bet UMa	2.3650	10600.	79	47158	No
30	GOM_NL__2PRFIN20110308_020801_000000393100_00161_47158_4856.N1	08-MAR-2011 02:08:01	Bright	39.000	36	50Alp UMa	1.8000	6300.0	78	47158	No
31	GOM_NL__2PRFIN20110308_021511_000000403100_00161_47158_4857.N1	08-MAR-2011 02:15:11	Bright	39.500	60	7Bet UMi	2.0810	3950.0	79	47158	No
32	GOM_NL__2PRFIN20110308_021937_000000473100_00161_47158_4858.N1	08-MAR-2011 02:19:37	Bright	46.500	119	14Eta Dra	2.7270	4700.0	93	47158	No
33	GOM_NL__2PRFIN20110308_022418_000000493100_00161_47158_4859.N1	08-MAR-2011 02:24:18	Bright	48.500	130	23Bet Dra	2.7990	5800.0	97	47158	No
34	GOM_NL__2PRFIN20110308_022750_000000363100_00161_47158_4860.N1	08-MAR-2011 02:27:50	Bright	36.000	144	18Del Cyg	2.8600	11000.	72	47158	No
35	GOM_NL__2PRFIN20110308_022908_000000363100_00161_47158_4861.N1	08-MAR-2011 02:29:08	Bright	35.500	66	37Gam Cyg	2.2080	5900.0	71	47158	No
36	GOM_NL__2PRFIN20110308_023807_000000453100_00161_47158_4862.N1	08-MAR-2011 02:38:07	Bright	45.000	168	17Zet Aql	2.9860	11000.	90	47158	No
37	GOM_NL__2PRFIN20110308_025005_000000423100_00161_47158_4863.N1	08-MAR-2011 02:50:05	Dark	41.500	57	34Sig Sgr	2.0660	26000.	83	47158	No
38	GOM_NL__2PRFIN20110308_025321_000000483100_00161_47158_4864.N1	08-MAR-2011 02:53:21	Dark	48.000	38	20Eps Sgr	1.8360	11000.	96	47158	No
39	GOM_NL__2PRFIN20110308_025624_000000473100_00161_47158_4865.N1	08-MAR-2011 02:56:24	Dark	46.500	85	Kap Sco	2.4070	28000.	93	47158	No
40	GOM_NL__2PRFIN20110308_025944_000000433100_00162_47159_4844.N1	08-MAR-2011 02:59:44	Dark	42.500	141	Bet Ara	2.8400	4600.0	85	47159	No
41	GOM_NL__2PRFIN20110308_030336_000000403100_00162_47159_4845.N1	08-MAR-2011 03:03:36	Dark	40.000	134	Bet TrA	2.8100	6600.0	80	47159	No
42	GOM_NL__2PRFIN20110308_030617_000000453100_00162_47159_4846.N1	08-MAR-2011 03:06:17	Dark	44.500	4	Alp1Cen	-0.010000	5800.0	89	47159	No

43	GOM_NL__2PRFIN20110308_030734_000000453100_00162_47159_4847.N1	08-MAR-2011 03:07:34	Dark	44.500	10	Bet Cen	0.61000	28000.	89	47159	No
44	GOM_NL__2PRFIN20110308_030930_000000443100_00162_47159_4848.N1	08-MAR-2011 03:09:30	Dark	43.500	77	Eps Cen	2.3030	28000.	87	47159	No
45	GOM_NL__2PRFIN20110308_031059_000000483100_00162_47159_4849.N1	08-MAR-2011 03:10:59	Dark	48.000	26	Gam Cru	1.6240	2900.0	96	47159	No
46	GOM_NL__2PRFIN20110308_031233_000000483100_00162_47159_4850.N1	08-MAR-2011 03:12:33	Straylight	47.500	64	Gam Cen	2.2000	10600.	95	47159	No
47	GOM_NL__2PRFIN20110308_031425_000000543100_00162_47159_4851.N1	08-MAR-2011 03:14:25	Straylight	53.500	123	lot Cen	2.7500	10200.	107	47159	No
48	GOM_NL__2PRFIN20110308_032136_000000583100_00162_47159_4852.N1	08-MAR-2011 03:21:36	Straylight	57.500	171	2Eps Crv	3.0010	4250.0	115	47159	No
49	GOM_NL__2PRFIN20110308_033307_000000413100_00162_47159_4853.N1	08-MAR-2011 03:33:07	Bright	41.000	22	32Alp Leo	1.3600	15200.	82	47159	No
50	GOM_NL__2PRFIN20110308_033531_000000413100_00162_47159_4854.N1	08-MAR-2011 03:35:31	Bright	41.000	51	41Gam1Leo	2.0100	4500.0	82	47159	No
51	GOM_NL__2PRFIN20110308_034349_000000433100_00162_47159_4855.N1	08-MAR-2011 03:43:49	Bright	42.500	174	52Psi UMa	3.0040	4400.0	85	47159	No
52	GOM_NL__2PRFIN20110308_034649_000000403100_00162_47159_4856.N1	08-MAR-2011 03:46:49	Bright	40.000	82	48Bet UMa	2.3650	10600.	80	47159	No
53	GOM_NL__2PRFIN20110308_034815_000000403100_00162_47159_4857.N1	08-MAR-2011 03:48:15	Bright	39.500	36	50Alp UMa	1.8000	6300.0	79	47159	No
54	GOM_NL__2PRFIN20110308_035525_000000433100_00162_47159_4858.N1	08-MAR-2011 03:55:25	Bright	42.500	60	7Bet UMi	2.0810	3950.0	85	47159	No
55	GOM_NL__2PRFIN20110308_035951_000000483100_00162_47159_4859.N1	08-MAR-2011 03:59:51	Bright	47.500	119	14Eta Dra	2.7270	4700.0	95	47159	No
56	GOM_NL__2PRFIN20110308_040432_000000493100_00162_47159_4860.N1	08-MAR-2011 04:04:32	Bright	48.500	130	23Bet Dra	2.7990	5800.0	97	47159	No
57	GOM_NL__2PRFIN20110308_040804_000000383100_00162_47159_4861.N1	08-MAR-2011 04:08:04	Bright	37.500	144	18Del Cyg	2.8600	11000.	75	47159	No
58	GOM_NL__2PRFIN20110308_040922_000000543100_00162_47159_4862.N1	08-MAR-2011 04:09:22	Bright	54.000	66	37Gam Cyg	2.2080	5900.0	108	47159	No
59	GOM_NL__2PRFIN20110308_041822_000000483100_00162_47159_4863.N1	08-MAR-2011 04:18:22	Bright	47.500	168	17Zet Aql	2.9860	11000.	95	47159	No
60	GOM_NL__2PRFIN20110308_042825_000000453100_00162_47159_4864.N1	08-MAR-2011 04:28:25	Dark	44.500	155	41Pi Sgr	2.9000	6600.0	89	47159	No
61	GOM_NL__2PRFIN20110308_043020_000000463100_00162_47159_4865.N1	08-MAR-2011 04:30:20	Dark	45.500	57	34Sig Sgr	2.0660	26000.	91	47159	No
62	GOM_NL__2PRFIN20110308_043336_000000463100_00162_47159_4866.N1	08-MAR-2011 04:33:36	Dark	45.500	38	20Eps Sgr	1.8360	11000.	91	47159	No
63	GOM_NL__2PRFIN20110308_043639_000000453100_00162_47159_4867.N1	08-MAR-2011 04:36:39	Dark	44.500	85	Kap Sco	2.4070	28000.	89	47159	No
64	GOM_NL__2PRFIN20110308_043959_000000413100_00163_47160_4836.N1	08-MAR-2011 04:39:59	Dark	40.500	141	Bet Ara	2.8400	4600.0	81	47160	No
65	GOM_NL__2PRFIN20110308_044351_000000403100_00163_47160_4837.N1	08-MAR-2011 04:43:51	Dark	40.000	134	Bet TrA	2.8100	6600.0	80	47160	No
66	GOM_NL__2PRFIN20110308_044632_000000583100_00163_47160_4838.N1	08-MAR-2011 04:46:32	Dark	58.000	4	Alp1Cen	-0.010000	5800.0	116	47160	No
67	GOM_NL__2PRFIN20110308_044748_000000503100_00163_47160_4839.N1	08-MAR-2011 04:47:48	Dark	49.500	10	Bet Cen	0.61000	28000.	99	47160	No
68	GOM_NL__2PRFIN20110308_044945_000000433100_00163_47160_4840.N1	08-MAR-2011 04:49:45	Dark	43.000	77	Eps Cen	2.3030	28000.	86	47160	No
69	GOM_NL__2PRFIN20110308_045113_000000543100_00163_47160_4841.N1	08-MAR-2011 04:51:13	Dark	54.000	26	Gam Cru	1.6240	2900.0	108	47160	No
70	GOM_NL__2PRFIN20110308_045248_000000483100_00163_47160_4842.N1	08-MAR-2011 04:52:48	Straylight	47.500	64	Gam Cen	2.2000	10600.	95	47160	No
71	GOM_NL__2PRFIN20110308_045440_000000533100_00163_47160_4843.N1	08-MAR-2011 04:54:40	Straylight	53.000	123	lot Cen	2.7500	10200.	106	47160	No
72	GOM_NL__2PRFIN20110308_050150_000000553100_00163_47160_4844.N1	08-MAR-2011 05:01:50	Straylight	55.000	171	2Eps Crv	3.0010	4250.0	110	47160	No
73	GOM_NL__2PRFIN20110308_051321_000000413100_00163_47160_4845.N1	08-MAR-2011 05:13:21	Bright	40.500	22	32Alp Leo	1.3600	15200.	81	47160	No
74	GOM_NL__2PRFIN20110308_051545_000000423100_00163_47160_4846.N1	08-MAR-2011 05:15:45	Bright	41.500	51	41Gam1Leo	2.0100	4500.0	83	47160	No
75	GOM_NL__2PRFIN20110308_052403_000000433100_00163_47160_4847.N1	08-MAR-2011 05:24:03	Bright	42.500	174	52Psi UMa	3.0040	4400.0	85	47160	No
76	GOM_NL__2PRFIN20110308_052703_000000403100_00163_47160_4848.N1	08-MAR-2011 05:27:03	Bright	39.500	82	48Bet UMa	2.3650	10600.	79	47160	No
77	GOM_NL__2PRFIN20110308_052828_000000423100_00163_47160_4849.N1	08-MAR-2011 05:28:28	Bright	41.500	36	50Alp UMa	1.8000	6300.0	83	47160	No
78	GOM_NL__2PRFIN20110308_053539_000000403100_00163_47160_4850.N1	08-MAR-2011 05:35:39	Bright	40.000	60	7Bet UMi	2.0810	3950.0	80	47160	No
79	GOM_NL__2PRFIN20110308_054004_000000453100_00163_47160_4851.N1	08-MAR-2011 05:40:04	Bright	45.000	119	14Eta Dra	2.7270	4700.0	90	47160	No
80	GOM_NL__2PRFIN20110308_054446_000000483100_00163_47160_4852.N1	08-MAR-2011 05:44:46	Bright	48.000	130	23Bet Dra	2.7990	5800.0	96	47160	No
81	GOM_NL__2PRFIN20110308_054818_000000473100_00163_47160_4853.N1	08-MAR-2011 05:48:18	Bright	47.000	144	18Del Cyg	2.8600	11000.	94	47160	No
82	GOM_NL__2PRFIN20110308_054936_000000373100_00163_47160_4854.N1	08-MAR-2011 05:49:36	Bright	37.000	66	37Gam Cyg	2.2080	5900.0	74	47160	No
83	GOM_NL__2PRFIN20110308_055836_000000493100_00163_47160_4855.N1	08-MAR-2011 05:58:36	Bright	49.000	168	17Zet Aql	2.9860	11000.	98	47160	No
84	GOM_NL__2PRFIN20110308_060839_000000463100_00163_47160_4856.N1	08-MAR-2011 06:08:39	Dark	45.500	155	41Pi Sgr	2.9000	6600.0	91	47160	No
85	GOM_NL__2PRFIN20110308_061034_000000473100_00163_47160_4857.N1	08-MAR-2011 06:10:34	Dark	46.500	57	34Sig Sgr	2.0660	26000.	93	47160	No
86	GOM_NL__2PRFIN20110308_061351_000000453100_00163_47160_4858.N1	08-MAR-2011 06:13:51	Dark	44.500	38	20Eps Sgr	1.8360	11000.	89	47160	No
87	GOM_NL__2PRFIN20110308_061654_000000453100_00163_47160_4859.N1	08-MAR-2011 06:16:54	Dark	45.000	85	Kap Sco	2.4070	28000.	90	47160	No
88	GOM_NL__2PRFIN20110308_062013_000000453100_00164_47161_4837.N1	08-MAR-2011 06:20:13	Dark	45.000	141	Bet Ara	2.8400	4600.0	90	47161	No
89	GOM_NL__2PRFIN20110308_062406_000000413100_00164_47161_4838.N1	08-MAR-2011 06:24:06	Dark	40.500	134	Bet TrA	2.8100	6600.0	81	47161	No
90	GOM_NL__2PRFIN20110308_062646_000000443100_00164_47161_4839.N1	08-MAR-2011 06:26:46	Dark	43.500	4	Alp1Cen	-0.010000	5800.0	87	47161	No
91	GOM_NL__2PRFIN20110308_062803_000000483100_00164_47161_4840.N1	08-MAR-2011 06:28:03	Dark	48.000	10	Bet Cen	0.61000	28000.	96	47161	No
92	GOM_NL__2PRFIN20110308_063000_000000443100_00164_47161_4841.N1	08-MAR-2011 06:30:00	Dark	44.000	77	Eps Cen	2.3030	28000.	88	47161	No
93	GOM_NL__2PRFIN20110308_063128_000000563100_00164_47161_4842.N1	08-MAR-2011 06:31:28	Dark	56.000	26	Gam Cru	1.6240	2900.0	112	47161	No
94	GOM_NL__2PRFIN20110308_063303_000000483100_00164_47161_4843.N1	08-MAR-2011 06:33:03	Straylight	47.500	64	Gam Cen	2.2000	10600.	95	47161	No
95	GOM_NL__2PRFIN20110308_063455_000000553100_00164_47161_4844.N1	08-MAR-2011 06:34:55	Straylight	55.000	123	lot Cen	2.7500	10200.	110	47161	No
96	GOM_NL__2PRFIN20110308_064205_000000553100_00164_47161_4845.N1	08-MAR-2011 06:42:05	Straylight	54.500	171	2Eps Crv	3.0010	4250.0	109	47161	No
97	GOM_NL__2PRFIN20110308_065335_000000403100_00164_47161_4846.N1	08-MAR-2011 06:53:35	Bright	40.000	22	32Alp Leo	1.3600	15200.	80	47161	No
98	GOM_NL__2PRFIN20110308_065559_000000413100_00164_47161_4847.N1	08-MAR-2011 06:55:59	Bright	41.000	51	41Gam1Leo	2.0100	4500.0	82	47161	No
99	GOM_NL__2PRFIN20110308_070417_000000413100_00164_47161_4848.N1	08-MAR-2011 07:04:17	Bright	40.500	174	52Psi UMa	3.0040	4400.0	81	47161	No
100	GOM_NL__2PRFIN20110308_070717_000000393100_00164_47161_4849.N1	08-MAR-2011 07:07:17	Bright	39.000	82	48Bet UMa	2.3650	10600.	78	47161	No
101	GOM_NL__2PRFIN20110308_070842_000000413100_00164_47161_4850.N1	08-MAR-2011 07:08:42	Bright	41.000	36	50Alp UMa	1.8000	6300.0	82	47161	No

102	GOM_NL__2PRFIN20110308_071553_000000393100_00164_47161_4851.N1	08-MAR-2011 07:15:53	Bright	39.000	60	7Bet UMi	2.0810	3950.0	78	47161	No
103	GOM_NL__2PRFIN20110308_072018_000000463100_00164_47161_4852.N1	08-MAR-2011 07:20:18	Bright	46.000	119	14Eta Dra	2.7270	4700.0	92	47161	No
104	GOM_NL__2PRFIN20110308_072459_000000483100_00164_47161_4853.N1	08-MAR-2011 07:24:59	Bright	48.000	130	23Bet Dra	2.7990	5800.0	96	47161	No
105	GOM_NL__2PRFIN20110308_072832_000000563100_00164_47161_4854.N1	08-MAR-2011 07:28:32	Bright	56.000	144	18Del Cyg	2.8600	11000.	112	47161	No
106	GOM_NL__2PRFIN20110308_072951_000000363100_00164_47161_4855.N1	08-MAR-2011 07:29:51	Bright	35.500	66	37Gam Cyg	2.2080	5900.0	71	47161	No
107	GOM_NL__2PRFIN20110308_073850_000000493100_00164_47161_4856.N1	08-MAR-2011 07:38:50	Bright	49.000	168	17Zet Aql	2.9860	11000.	98	47161	No
108	GOM_NL__2PRFIN20110308_074854_000000443100_00164_47161_4857.N1	08-MAR-2011 07:48:54	Dark	44.000	155	41Pi Sgr	2.9000	6600.0	88	47161	No
109	GOM_NL__2PRFIN20110308_075049_000000433100_00164_47161_4858.N1	08-MAR-2011 07:50:49	Dark	43.000	57	34Sig Sgr	2.0660	26000.	86	47161	No
110	GOM_NL__2PRFIN20110308_075406_000000503100_00164_47161_4859.N1	08-MAR-2011 07:54:06	Dark	50.000	38	20Eps Sgr	1.8360	11000.	100	47161	No
111	GOM_NL__2PRFIN20110308_075709_000000493100_00164_47161_4860.N1	08-MAR-2011 07:57:09	Dark	48.500	85	Kap Sco	2.4070	28000.	97	47161	No
112	GOM_NL__2PRFIN20110308_080028_000000523100_00165_47162_4840.N1	08-MAR-2011 08:00:28	Dark	51.500	141	Bet Ara	2.8400	4600.0	103	47162	No
113	GOM_NL__2PRFIN20110308_080420_000000413100_00165_47162_4841.N1	08-MAR-2011 08:04:20	Dark	40.500	134	Bet TrA	2.8100	6600.0	81	47162	No
114	GOM_NL__2PRFIN20110308_080701_000000513100_00165_47162_4842.N1	08-MAR-2011 08:07:01	Dark	51.000	4	Alp1Cen	-0.010000	5800.0	102	47162	No
115	GOM_NL__2PRFIN20110308_080818_000000423100_00165_47162_4843.N1	08-MAR-2011 08:08:18	Dark	41.500	10	Bet Cen	0.61000	28000.	83	47162	No
116	GOM_NL__2PRFIN20110308_081014_000000443100_00165_47162_4844.N1	08-MAR-2011 08:10:14	Dark	43.500	77	Eps Cen	2.3030	28000.	87	47162	No
117	GOM_NL__2PRFIN20110308_081142_000000543100_00165_47162_4845.N1	08-MAR-2011 08:11:42	Dark	54.000	26	Gam Cru	1.6240	2900.0	108	47162	No
118	GOM_NL__2PRFIN20110308_081317_000000453100_00165_47162_4846.N1	08-MAR-2011 08:13:17	Straylight	45.000	64	Gam Cen	2.2000	10600.	90	47162	No
119	GOM_NL__2PRFIN20110308_081510_000000553100_00165_47162_4847.N1	08-MAR-2011 08:15:10	Straylight	55.000	123	lot Cen	2.7500	10200.	110	47162	No
120	GOM_NL__2PRFIN20110308_082219_000000553100_00165_47162_4848.N1	08-MAR-2011 08:22:19	Straylight	55.000	171	2Eps Crv	3.0010	4250.0	110	47162	No
121	GOM_NL__2PRFIN20110308_083349_000000413100_00165_47162_4849.N1	08-MAR-2011 08:33:49	Bright	40.500	22	32Alp Leo	1.3600	15200.	81	47162	No
122	GOM_NL__2PRFIN20110308_083613_000000413100_00165_47162_4850.N1	08-MAR-2011 08:36:13	Bright	41.000	51	41Gam1Leo	2.0100	4500.0	82	47162	No
123	GOM_NL__2PRFIN20110308_084430_000000433100_00165_47162_4851.N1	08-MAR-2011 08:44:30	Bright	43.000	174	52Psi UMa	3.0040	4400.0	86	47162	No
124	GOM_NL__2PRFIN20110308_084730_000000393100_00165_47162_4852.N1	08-MAR-2011 08:47:30	Bright	39.000	82	48Bet UMa	2.3650	10600.	78	47162	No
125	GOM_NL__2PRFIN20110308_084856_000000393100_00165_47162_4853.N1	08-MAR-2011 08:48:56	Bright	39.000	36	50Alp UMa	1.8000	6300.0	78	47162	No
126	GOM_NL__2PRFIN20110308_085118_000000263100_00165_47162_4854.N1	08-MAR-2011 08:51:18	Twl_and_stray	26.000	32	77Eps UMa	1.7630	11000.	52	47162	No
127	GOM_NL__2PRFIN20110308_085606_000000403100_00165_47162_4855.N1	08-MAR-2011 08:56:06	Bright	39.500	60	7Bet UMi	2.0810	3950.0	79	47162	No
128	GOM_NL__2PRFIN20110308_090031_000000483100_00165_47162_4856.N1	08-MAR-2011 09:00:31	Bright	47.500	119	14Eta Dra	2.7270	4700.0	95	47162	No
129	GOM_NL__2PRFIN20110308_090513_000000443100_00165_47162_4857.N1	08-MAR-2011 09:05:13	Bright	44.000	130	23Bet Dra	2.7990	5800.0	88	47162	No
130	GOM_NL__2PRFIN20110308_090846_000000383100_00165_47162_4858.N1	08-MAR-2011 09:08:46	Bright	37.500	144	18Del Cyg	2.8600	11000.	75	47162	No
131	GOM_NL__2PRFIN20110308_091005_000000363100_00165_47162_4859.N1	08-MAR-2011 09:10:05	Bright	35.500	66	37Gam Cyg	2.2080	5900.0	71	47162	No
132	GOM_NL__2PRFIN20110308_091905_000000493100_00165_47162_4860.N1	08-MAR-2011 09:19:05	Bright	49.000	168	17Zet Aql	2.9860	11000.	98	47162	No
133	GOM_NL__2PRFIN20110308_092909_000000453100_00165_47162_4861.N1	08-MAR-2011 09:29:09	Dark	44.500	155	41Pi Sgr	2.9000	6600.0	89	47162	No
134	GOM_NL__2PRFIN20110308_093104_000000453100_00165_47162_4862.N1	08-MAR-2011 09:31:04	Dark	45.000	57	34Sig Sgr	2.0660	26000.	90	47162	No
135	GOM_NL__2PRFIN20110308_093420_000000493100_00165_47162_4863.N1	08-MAR-2011 09:34:20	Dark	49.000	38	20Eps Sgr	1.8360	11000.	98	47162	No
136	GOM_NL__2PRFIN20110308_093724_000000493100_00165_47162_4864.N1	08-MAR-2011 09:37:24	Dark	48.500	85	Kap Sco	2.4070	28000.	97	47162	No
137	GOM_NL__2PRFIN20110308_094042_000000453100_00166_47163_4822.N1	08-MAR-2011 09:40:42	Dark	45.000	141	Bet Ara	2.8400	4600.0	90	47163	No
138	GOM_NL__2PRFIN20110308_094435_000000393100_00166_47163_4823.N1	08-MAR-2011 09:44:35	Dark	39.000	134	Bet TrA	2.8100	6600.0	78	47163	No
139	GOM_NL__2PRFIN20110308_094716_000000483100_00166_47163_4824.N1	08-MAR-2011 09:47:16	Dark	48.000	4	Alp1Cen	-0.010000	5800.0	96	47163	No
140	GOM_NL__2PRFIN20110308_094832_000000503100_00166_47163_4825.N1	08-MAR-2011 09:48:32	Dark	50.000	10	Bet Cen	0.61000	28000.	100	47163	No
141	GOM_NL__2PRFIN20110308_095029_000000463100_00166_47163_4826.N1	08-MAR-2011 09:50:29	Dark	45.500	77	Eps Cen	2.3030	28000.	91	47163	No
142	GOM_NL__2PRFIN20110308_095157_000000503100_00166_47163_4827.N1	08-MAR-2011 09:51:57	Dark	50.000	26	Gam Cru	1.6240	2900.0	100	47163	No
143	GOM_NL__2PRFIN20110308_095332_000000483100_00166_47163_4828.N1	08-MAR-2011 09:53:32	Straylight	48.000	64	Gam Cen	2.2000	10600.	96	47163	No
144	GOM_NL__2PRFIN20110308_095525_000000563100_00166_47163_4829.N1	08-MAR-2011 09:55:25	Straylight	55.500	123	lot Cen	2.7500	10200.	111	47163	No
145	GOM_NL__2PRFIN20110308_100233_000000563100_00166_47163_4830.N1	08-MAR-2011 10:02:33	Straylight	55.500	171	2Eps Crv	3.0010	4250.0	111	47163	No
146	GOM_NL__2PRFIN20110308_101403_000000403100_00166_47163_4831.N1	08-MAR-2011 10:14:03	Bright	40.000	22	32Alp Leo	1.3600	15200.	80	47163	No
147	GOM_NL__2PRFIN20110308_101627_000000413100_00166_47163_4832.N1	08-MAR-2011 10:16:27	Bright	41.000	51	41Gam1Leo	2.0100	4500.0	82	47163	No
148	GOM_NL__2PRFIN20110308_102443_000000433100_00166_47163_4833.N1	08-MAR-2011 10:24:43	Bright	43.000	174	52Psi UMa	3.0040	4400.0	86	47163	No
149	GOM_NL__2PRFIN20110308_102744_000000383100_00166_47163_4834.N1	08-MAR-2011 10:27:44	Bright	38.000	82	48Bet UMa	2.3650	10600.	76	47163	No
150	GOM_NL__2PRFIN20110308_102909_000000413100_00166_47163_4835.N1	08-MAR-2011 10:29:09	Bright	40.500	36	50Alp UMa	1.8000	6300.0	81	47163	No
151	GOM_NL__2PRFIN20110308_103131_000000263100_00166_47163_4836.N1	08-MAR-2011 10:31:31	Twl_and_stray	26.000	32	77Eps UMa	1.7630	11000.	52	47163	No
152	GOM_NL__2PRFIN20110308_103620_000000573100_00166_47163_4837.N1	08-MAR-2011 10:36:20	Bright	56.500	60	7Bet UMi	2.0810	3950.0	113	47163	No
153	GOM_NL__2PRFIN20110308_104045_000000483100_00166_47163_4838.N1	08-MAR-2011 10:40:45	Bright	47.500	119	14Eta Dra	2.7270	4700.0	95	47163	No
154	GOM_NL__2PRFIN20110308_104526_000000443100_00166_47163_4839.N1	08-MAR-2011 10:45:26	Bright	44.000	130	23Bet Dra	2.7990	5800.0	88	47163	No
155	GOM_NL__2PRFIN20110308_104900_000000563100_00166_47163_4840.N1	08-MAR-2011 10:49:00	Bright	55.500	144	18Del Cyg	2.8600	11000.	111	47163	No
156	GOM_NL__2PRFIN20110308_105019_000000363100_00166_47163_4841.N1	08-MAR-2011 10:50:19	Bright	36.000	66	37Gam Cyg	2.2080	5900.0	72	47163	No
157	GOM_NL__2PRFIN20110308_105919_000000483100_00166_47163_4842.N1	08-MAR-2011 10:59:19	Bright	48.000	168	17Zet Aql	2.9860	11000.	96	47163	No
158	GOM_NL__2PRFIN20110308_110923_000000433100_00166_47163_4843.N1	08-MAR-2011 11:09:23	Dark	42.500	155	41Pi Sgr	2.9000	6600.0	85	47163	No
159	GOM_NL__2PRFIN20110308_111118_000000453100_00166_47163_4844.N1	08-MAR-2011 11:11:18	Dark	44.500	57	34Sig Sgr	2.0660	26000.	89	47163	No
160	GOM_NL__2PRFIN20110308_111435_000000453100_00166_47163_4845.N1	08-MAR-2011 11:14:35	Dark	44.500	38	20Eps Sgr	1.8360	11000.	89	47163	No

161	GOM_NL__2PRFIN20110308_111738_000000463100_00166_47163_4846.N1	08-MAR-2011 11:17:38	Dark	45.500	85	Kap Sco	2.4070	28000.	91	47163	No
162	GOM_NL__2PRFIN20110308_112057_000000443100_00167_47164_4781.N1	08-MAR-2011 11:20:57	Dark	44.000	141	Bet Ara	2.8400	4600.0	88	47164	No
163	GOM_NL__2PRFIN20110308_112449_000000403100_00167_47164_4782.N1	08-MAR-2011 11:24:49	Dark	40.000	134	Bet TrA	2.8100	6600.0	80	47164	No
164	GOM_NL__2PRFIN20110308_112730_000000573100_00167_47164_4783.N1	08-MAR-2011 11:27:30	Dark	57.000	4	Alp1Cen	-0.010000	5800.0	114	47164	No
165	GOM_NL__2PRFIN20110308_112847_000000533100_00167_47164_4784.N1	08-MAR-2011 11:28:47	Dark	52.500	10	Bet Cen	0.61000	28000.	105	47164	No
166	GOM_NL__2PRFIN20110308_113043_000000433100_00167_47164_4785.N1	08-MAR-2011 11:30:43	Dark	42.500	77	Eps Cen	2.3030	28000.	85	47164	No
167	GOM_NL__2PRFIN20110308_113211_000000563100_00167_47164_4786.N1	08-MAR-2011 11:32:11	Dark	56.000	26	Gam Cru	1.6240	2900.0	112	47164	No
168	GOM_NL__2PRFIN20110308_113346_000000443100_00167_47164_4787.N1	08-MAR-2011 11:33:46	Straylight	44.000	64	Gam Cen	2.2000	10600.	88	47164	No
169	GOM_NL__2PRFIN20110308_113539_000000523100_00167_47164_4788.N1	08-MAR-2011 11:35:39	Straylight	52.000	123	lot Cen	2.7500	10200.	104	47164	No
170	GOM_NL__2PRFIN20110308_114247_000000533100_00167_47164_4789.N1	08-MAR-2011 11:42:47	Straylight	53.000	171	2Eps Crv	3.0010	4250.0	106	47164	No
171	GOM_NL__2PRFIN20110308_115417_000000403100_00167_47164_4790.N1	08-MAR-2011 11:54:17	Bright	40.000	22	32Alp Leo	1.3600	15200.	80	47164	No
172	GOM_NL__2PRFIN20110308_115641_000000403100_00167_47164_4791.N1	08-MAR-2011 11:56:41	Bright	39.500	51	41Gam1Leo	2.0100	4500.0	79	47164	No
173	GOM_NL__2PRFIN20110308_120457_000000433100_00167_47164_4792.N1	08-MAR-2011 12:04:57	Bright	43.000	174	52Psi UMa	3.0040	4400.0	86	47164	No
174	GOM_NL__2PRFIN20110308_120758_000000383100_00167_47164_4793.N1	08-MAR-2011 12:07:58	Bright	37.500	82	48Bet UMa	2.3650	10600.	75	47164	No
175	GOM_NL__2PRFIN20110308_120923_000000403100_00167_47164_4794.N1	08-MAR-2011 12:09:23	Bright	39.500	36	50Alp UMa	1.8000	6300.0	79	47164	No
176	GOM_NL__2PRFIN20110308_121144_000000293100_00167_47164_4795.N1	08-MAR-2011 12:11:44	Twl_and_stray	29.000	32	77Eps UMa	1.7630	11000.	58	47164	No
177	GOM_NL__2PRFIN20110308_121633_000000393100_00167_47164_4796.N1	08-MAR-2011 12:16:33	Bright	38.500	60	7Bet UMi	2.0810	3950.0	77	47164	No
178	GOM_NL__2PRFIN20110308_122058_000000463100_00167_47164_4797.N1	08-MAR-2011 12:20:58	Bright	46.000	119	14Eta Dra	2.7270	4700.0	92	47164	No
179	GOM_NL__2PRFIN20110308_122540_000000393100_00167_47164_4798.N1	08-MAR-2011 12:25:40	Bright	39.000	130	23Bet Dra	2.7990	5800.0	78	47164	No
180	GOM_NL__2PRFIN20110308_122914_000000383100_00167_47164_4799.N1	08-MAR-2011 12:29:14	Bright	38.000	144	18Del Cyg	2.8600	11000.	76	47164	No
181	GOM_NL__2PRFIN20110308_123033_000000363100_00167_47164_4800.N1	08-MAR-2011 12:30:33	Bright	36.000	66	37Gam Cyg	2.2080	5900.0	72	47164	No
182	GOM_NL__2PRFIN20110308_123934_000000493100_00167_47164_4801.N1	08-MAR-2011 12:39:34	Bright	48.500	168	17Zet Aql	2.9860	11000.	97	47164	No
183	GOM_NL__2PRFIN20110308_124938_000000433100_00167_47164_4802.N1	08-MAR-2011 12:49:38	Dark	43.000	155	41Pi Sgr	2.9000	6600.0	86	47164	No
184	GOM_NL__2PRFIN20110308_125133_000000483100_00167_47164_4803.N1	08-MAR-2011 12:51:33	Dark	47.500	57	34Sig Sgr	2.0660	26000.	95	47164	No
185	GOM_NL__2PRFIN20110308_125450_000000513100_00167_47164_4804.N1	08-MAR-2011 12:54:50	Dark	50.500	38	20Eps Sgr	1.8360	11000.	101	47164	No
186	GOM_NL__2PRFIN20110308_125753_000000463100_00167_47164_4805.N1	08-MAR-2011 12:57:53	Dark	45.500	85	Kap Sco	2.4070	28000.	91	47164	No
187	GOM_NL__2PRFIN20110308_130112_000000433100_00168_47165_4367.N1	08-MAR-2011 13:01:12	Dark	42.500	141	Bet Ara	2.8400	4600.0	85	47165	No
188	GOM_NL__2PRFIN20110308_130504_000000393100_00168_47165_4368.N1	08-MAR-2011 13:05:04	Dark	38.500	134	Bet TrA	2.8100	6600.0	77	47165	No
189	GOM_NL__2PRFIN20110308_130745_000000443100_00168_47165_4369.N1	08-MAR-2011 13:07:45	Dark	43.500	4	Alp1Cen	-0.010000	5800.0	87	47165	No
190	GOM_NL__2PRFIN20110308_130901_000000443100_00168_47165_4370.N1	08-MAR-2011 13:09:01	Dark	44.000	10	Bet Cen	0.61000	28000.	88	47165	No
191	GOM_NL__2PRFIN20110308_131058_000000433100_00168_47165_4371.N1	08-MAR-2011 13:10:58	Dark	43.000	77	Eps Cen	2.3030	28000.	86	47165	No
192	GOM_NL__2PRFIN20110308_131225_000000503100_00168_47165_4372.N1	08-MAR-2011 13:12:25	Dark	49.500	26	Gam Cru	1.6240	2900.0	99	47165	No
193	GOM_NL__2PRFIN20110308_131401_000000443100_00168_47165_4373.N1	08-MAR-2011 13:14:01	Straylight	43.500	64	Gam Cen	2.2000	10600.	87	47165	No
194	GOM_NL__2PRFIN20110308_131554_000000523100_00168_47165_4374.N1	08-MAR-2011 13:15:54	Straylight	51.500	123	lot Cen	2.7500	10200.	103	47165	No
195	GOM_NL__2PRFIN20110308_132301_000000533100_00168_47165_4375.N1	08-MAR-2011 13:23:01	Straylight	53.000	171	2Eps Crv	3.0010	4250.0	106	47165	No
196	GOM_NL__2PRFIN20110308_133431_000000393100_00168_47165_4376.N1	08-MAR-2011 13:34:31	Bright	38.500	22	32Alp Leo	1.3600	15200.	77	47165	No
197	GOM_NL__2PRFIN20110308_133654_000000423100_00168_47165_4377.N1	08-MAR-2011 13:36:54	Bright	41.500	51	41Gam1Leo	2.0100	4500.0	83	47165	No
198	GOM_NL__2PRFIN20110308_134511_000000403100_00168_47165_4378.N1	08-MAR-2011 13:45:11	Bright	40.000	174	52Psi UMa	3.0040	4400.0	80	47165	No
199	GOM_NL__2PRFIN20110308_134811_000000403100_00168_47165_4379.N1	08-MAR-2011 13:48:11	Bright	40.000	82	48Bet UMa	2.3650	10600.	80	47165	No
200	GOM_NL__2PRFIN20110308_134937_000000403100_00168_47165_4380.N1	08-MAR-2011 13:49:37	Bright	40.000	36	50Alp UMa	1.8000	6300.0	80	47165	No
201	GOM_NL__2PRFIN20110308_135158_000000293100_00168_47165_4381.N1	08-MAR-2011 13:51:58	Twl_and_stray	29.000	32	77Eps UMa	1.7630	11000.	58	47165	No
202	GOM_NL__2PRFIN20110308_135647_000000393100_00168_47165_4382.N1	08-MAR-2011 13:56:47	Bright	39.000	60	7Bet UMi	2.0810	3950.0	78	47165	No
203	GOM_NL__2PRFIN20110308_140112_000000483100_00168_47165_4383.N1	08-MAR-2011 14:01:12	Bright	47.500	119	14Eta Dra	2.7270	4700.0	95	47165	No
204	GOM_NL__2PRFIN20110308_140553_000000393100_00168_47165_4384.N1	08-MAR-2011 14:05:53	Bright	39.000	130	23Bet Dra	2.7990	5800.0	78	47165	No
205	GOM_NL__2PRFIN20110308_140929_000000373100_00168_47165_4385.N1	08-MAR-2011 14:09:29	Bright	37.000	144	18Del Cyg	2.8600	11000.	74	47165	No
206	GOM_NL__2PRFIN20110308_141047_000000353100_00168_47165_4386.N1	08-MAR-2011 14:10:47	Bright	35.000	66	37Gam Cyg	2.2080	5900.0	70	47165	No
207	GOM_NL__2PRFIN20110308_141948_000000473100_00168_47165_4387.N1	08-MAR-2011 14:19:48	Bright	46.500	168	17Zet Aql	2.9860	11000.	93	47165	No
208	GOM_NL__2PRFIN20110308_142952_000000433100_00168_47165_4388.N1	08-MAR-2011 14:29:52	Dark	42.500	155	41Pi Sgr	2.9000	6600.0	85	47165	No
209	GOM_NL__2PRFIN20110308_143147_000000433100_00168_47165_4389.N1	08-MAR-2011 14:31:47	Dark	42.500	57	34Sig Sgr	2.0660	26000.	85	47165	No
210	GOM_NL__2PRFIN20110308_143505_000000533100_00168_47165_4390.N1	08-MAR-2011 14:35:05	Dark	52.500	38	20Eps Sgr	1.8360	11000.	105	47165	No
211	GOM_NL__2PRFIN20110308_143808_000000463100_00168_47165_4391.N1	08-MAR-2011 14:38:08	Dark	45.500	85	Kap Sco	2.4070	28000.	91	47165	No
212	GOM_NL__2PRFIN20110308_144126_000000433100_00169_47166_4437.N1	08-MAR-2011 14:41:26	Dark	43.000	141	Bet Ara	2.8400	4600.0	86	47166	No
213	GOM_NL__2PRFIN20110308_144518_000000423100_00169_47166_4438.N1	08-MAR-2011 14:45:18	Dark	42.000	134	Bet TrA	2.8100	6600.0	84	47166	No
214	GOM_NL__2PRFIN20110308_144759_000000453100_00169_47166_4439.N1	08-MAR-2011 14:47:59	Dark	44.500	4	Alp1Cen	-0.010000	5800.0	89	47166	No
215	GOM_NL__2PRFIN20110308_144916_000000423100_00169_47166_4440.N1	08-MAR-2011 14:49:16	Dark	41.500	10	Bet Cen	0.61000	28000.	83	47166	No
216	GOM_NL__2PRFIN20110308_145113_000000443100_00169_47166_4441.N1	08-MAR-2011 14:51:13	Dark	43.500	77	Eps Cen	2.3030	28000.	87	47166	No
217	GOM_NL__2PRFIN20110308_145240_000000543100_00169_47166_4442.N1	08-MAR-2011 14:52:40	Dark	53.500	26	Gam Cru	1.6240	2900.0	107	47166	No
218	GOM_NL__2PRFIN20110308_145415_000000413100_00169_47166_4443.N1	08-MAR-2011 14:54:15	Straylight	41.000	64	Gam Cen	2.2000	10600.	82	47166	No
219	GOM_NL__2PRFIN20110308_145608_000000523100_00169_47166_4444.N1	08-MAR-2011 14:56:08	Straylight	52.000	123	lot Cen	2.7500	10200.	104	47166	No

220	GOM_NL__2PRFIN20110308_150316_000000563100_00169_47166_4445.N1	08-MAR-2011 15:03:16	Straylight	55.500	171	2Eps Crv	3.0010	4250.0	111	47166	No
221	GOM_NL__2PRFIN20110308_151445_000000393100_00169_47166_4446.N1	08-MAR-2011 15:14:45	Bright	38.500	22	32Alp Leo	1.3600	15200.	77	47166	No
222	GOM_NL__2PRFIN20110308_151708_000000403100_00169_47166_4447.N1	08-MAR-2011 15:17:08	Bright	40.000	51	41Gam1Leo	2.0100	4500.0	80	47166	No
223	GOM_NL__2PRFIN20110308_152524_000000413100_00169_47166_4448.N1	08-MAR-2011 15:25:24	Bright	40.500	174	52Psi UMa	3.0040	4400.0	81	47166	No
224	GOM_NL__2PRFIN20110308_152825_000000403100_00169_47166_4449.N1	08-MAR-2011 15:28:25	Bright	40.000	82	48Bet UMa	2.3650	10600.	80	47166	No
225	GOM_NL__2PRFIN20110308_152951_000000393100_00169_47166_4450.N1	08-MAR-2011 15:29:51	Bright	39.000	36	50Alp UMa	1.8000	6300.0	78	47166	No
226	GOM_NL__2PRFIN20110308_153211_000000323100_00169_47166_4451.N1	08-MAR-2011 15:32:11	Tw_i_and_stray	32.000	32	77Eps UMa	1.7630	11000.	64	47166	No
227	GOM_NL__2PRFIN20110308_153701_000000433100_00169_47166_4452.N1	08-MAR-2011 15:37:01	Bright	42.500	60	7Bet UMi	2.0810	3950.0	85	47166	No
228	GOM_NL__2PRFIN20110308_154125_000000473100_00169_47166_4453.N1	08-MAR-2011 15:41:25	Bright	47.000	119	14Eta Dra	2.7270	4700.0	94	47166	No
229	GOM_NL__2PRFIN20110308_154607_000000343100_00169_47166_4454.N1	08-MAR-2011 15:46:07	Tw_i_and_stray	34.000	130	23Bet Dra	2.7990	5800.0	68	47166	No
230	GOM_NL__2PRFIN20110308_154943_000000503100_00169_47166_4455.N1	08-MAR-2011 15:49:43	Bright	49.500	144	18Del Cyg	2.8600	11000.	99	47166	No
231	GOM_NL__2PRFIN20110308_155101_000000393100_00169_47166_4456.N1	08-MAR-2011 15:51:01	Bright	38.500	66	37Gam Cyg	2.2080	5900.0	77	47166	No
232	GOM_NL__2PRFIN20110308_160003_000000493100_00169_47166_4457.N1	08-MAR-2011 16:00:03	Bright	48.500	168	17Zet Aql	2.9860	11000.	97	47166	No
233	GOM_NL__2PRFIN20110308_161007_000000423100_00169_47166_4458.N1	08-MAR-2011 16:10:07	Dark	42.000	155	41Pi Sgr	2.9000	6600.0	84	47166	No
234	GOM_NL__2PRFIN20110308_161202_000000483100_00169_47166_4459.N1	08-MAR-2011 16:12:02	Dark	47.500	57	34Sig Sgr	2.0660	26000.	95	47166	No
235	GOM_NL__2PRFIN20110308_161519_000000443100_00169_47166_4460.N1	08-MAR-2011 16:15:19	Dark	44.000	38	20Eps Sgr	1.8360	11000.	88	47166	No
236	GOM_NL__2PRFIN20110308_161823_000000463100_00169_47166_4461.N1	08-MAR-2011 16:18:23	Dark	45.500	85	Kap Sco	2.4070	28000.	91	47166	No
237	GOM_NL__2PRFIN20110308_162141_000000443100_00170_47167_4468.N1	08-MAR-2011 16:21:41	Dark	44.000	141	Bet Ara	2.8400	4600.0	88	47167	No
238	GOM_NL__2PRFIN20110308_162533_000000413100_00170_47167_4469.N1	08-MAR-2011 16:25:33	Dark	41.000	134	Bet TrA	2.8100	6600.0	82	47167	No
239	GOM_NL__2PRFIN20110308_162814_000000453100_00170_47167_4470.N1	08-MAR-2011 16:28:14	Dark	44.500	4	Alp1Cen	-0.010000	5800.0	89	47167	No
240	GOM_NL__2PRFIN20110308_162930_000000453100_00170_47167_4471.N1	08-MAR-2011 16:29:30	Dark	45.000	10	Bet Cen	0.61000	28000.	90	47167	No
241	GOM_NL__2PRFIN20110308_163127_000000423100_00170_47167_4472.N1	08-MAR-2011 16:31:27	Dark	42.000	77	Eps Cen	2.3030	28000.	84	47167	No
242	GOM_NL__2PRFIN20110308_163254_000000553100_00170_47167_4473.N1	08-MAR-2011 16:32:54	Dark	54.500	26	Gam Cru	1.6240	2900.0	109	47167	No
243	GOM_NL__2PRFIN20110308_163430_000000463100_00170_47167_4474.N1	08-MAR-2011 16:34:30	Straylight	45.500	64	Gam Cen	2.2000	10600.	91	47167	No
244	GOM_NL__2PRFIN20110308_163623_000000523100_00170_47167_4475.N1	08-MAR-2011 16:36:23	Straylight	52.000	123	lot Cen	2.7500	10200.	104	47167	No
245	GOM_NL__2PRFIN20110308_164330_000000593100_00170_47167_4476.N1	08-MAR-2011 16:43:30	Straylight	59.000	171	2Eps Crv	3.0010	4250.0	118	47167	No
246	GOM_NL__2PRFIN20110308_165459_000000393100_00170_47167_4477.N1	08-MAR-2011 16:54:59	Bright	39.000	22	32Alp Leo	1.3600	15200.	78	47167	No
247	GOM_NL__2PRFIN20110308_165722_000000413100_00170_47167_4478.N1	08-MAR-2011 16:57:22	Bright	40.500	51	41Gam1Leo	2.0100	4500.0	81	47167	No
248	GOM_NL__2PRFIN20110308_170538_000000433100_00170_47167_4479.N1	08-MAR-2011 17:05:38	Bright	43.000	174	52Psi UMa	3.0040	4400.0	86	47167	No
249	GOM_NL__2PRFIN20110308_170838_000000423100_00170_47167_4480.N1	08-MAR-2011 17:08:38	Bright	41.500	82	48Bet UMa	2.3650	10600.	83	47167	No
250	GOM_NL__2PRFIN20110308_171004_000000403100_00170_47167_4481.N1	08-MAR-2011 17:10:04	Bright	39.500	36	50Alp UMa	1.8000	6300.0	79	47167	No
251	GOM_NL__2PRFIN20110308_171224_000000323100_00170_47167_4482.N1	08-MAR-2011 17:12:24	Tw_i_and_stray	32.000	32	77Eps UMa	1.7630	11000.	64	47167	No
252	GOM_NL__2PRFIN20110308_171714_000000403100_00170_47167_4483.N1	08-MAR-2011 17:17:14	Bright	40.000	60	7Bet UMi	2.0810	3950.0	80	47167	No
253	GOM_NL__2PRFIN20110308_172139_000000483100_00170_47167_4484.N1	08-MAR-2011 17:21:39	Bright	47.500	119	14Eta Dra	2.7270	4700.0	95	47167	No
254	GOM_NL__2PRFIN20110308_172621_000000343100_00170_47167_4485.N1	08-MAR-2011 17:26:21	Tw_i_and_stray	34.000	130	23Bet Dra	2.7990	5800.0	68	47167	No
255	GOM_NL__2PRFIN20110308_172957_000000363100_00170_47167_4486.N1	08-MAR-2011 17:29:57	Bright	36.000	144	18Del Cyg	2.8600	11000.	72	47167	No
256	GOM_NL__2PRFIN20110308_173115_000000363100_00170_47167_4487.N1	08-MAR-2011 17:31:15	Bright	35.500	66	37Gam Cyg	2.2080	5900.0	71	47167	No
257	GOM_NL__2PRFIN20110308_174017_000000463100_00170_47167_4488.N1	08-MAR-2011 17:40:17	Bright	46.000	168	17Zet Aql	2.9860	11000.	92	47167	No
258	GOM_NL__2PRFIN20110308_175022_000000483100_00170_47167_4489.N1	08-MAR-2011 17:50:22	Dark	48.000	155	41Pi Sgr	2.9000	6600.0	96	47167	No
259	GOM_NL__2PRFIN20110308_175217_000000463100_00170_47167_4490.N1	08-MAR-2011 17:52:17	Dark	45.500	57	34Sig Sgr	2.0660	26000.	91	47167	No
260	GOM_NL__2PRFIN20110308_175534_000000463100_00170_47167_4491.N1	08-MAR-2011 17:55:34	Dark	46.000	38	20Eps Sgr	1.8360	11000.	92	47167	No
261	GOM_NL__2PRFIN20110308_175838_000000463100_00170_47167_4492.N1	08-MAR-2011 17:58:38	Dark	46.000	85	Kap Sco	2.4070	28000.	92	47167	No
262	GOM_NL__2PRFIN20110308_180156_000000413100_00171_47168_4496.N1	08-MAR-2011 18:01:56	Dark	41.000	141	Bet Ara	2.8400	4600.0	82	47168	No
263	GOM_NL__2PRFIN20110308_180547_000000393100_00171_47168_4497.N1	08-MAR-2011 18:05:47	Dark	39.000	134	Bet TrA	2.8100	6600.0	78	47168	No
264	GOM_NL__2PRFIN20110308_180828_000000583100_00171_47168_4498.N1	08-MAR-2011 18:08:28	Dark	57.500	4	Alp1Cen	-0.010000	5800.0	115	47168	No
265	GOM_NL__2PRFIN20110308_180945_000000523100_00171_47168_4499.N1	08-MAR-2011 18:09:45	Dark	52.000	10	Bet Cen	0.61000	28000.	104	47168	No
266	GOM_NL__2PRFIN20110308_181142_000000453100_00171_47168_4500.N1	08-MAR-2011 18:11:42	Dark	44.500	77	Eps Cen	2.3030	28000.	89	47168	No
267	GOM_NL__2PRFIN20110308_181309_000000553100_00171_47168_4501.N1	08-MAR-2011 18:13:09	Dark	54.500	26	Gam Cru	1.6240	2900.0	109	47168	No
268	GOM_NL__2PRFIN20110308_181444_000000473100_00171_47168_4502.N1	08-MAR-2011 18:14:44	Straylight	47.000	64	Gam Cen	2.2000	10600.	94	47168	No
269	GOM_NL__2PRFIN20110308_181638_000000533100_00171_47168_4503.N1	08-MAR-2011 18:16:38	Straylight	52.500	123	lot Cen	2.7500	10200.	105	47168	No
270	GOM_NL__2PRFIN20110308_182344_000000563100_00171_47168_4504.N1	08-MAR-2011 18:23:44	Straylight	55.500	171	2Eps Crv	3.0010	4250.0	111	47168	No
271	GOM_NL__2PRFIN20110308_183513_000000403100_00171_47168_4505.N1	08-MAR-2011 18:35:13	Bright	39.500	22	32Alp Leo	1.3600	15200.	79	47168	No
272	GOM_NL__2PRFIN20110308_183736_000000413100_00171_47168_4506.N1	08-MAR-2011 18:37:36	Bright	40.500	51	41Gam1Leo	2.0100	4500.0	81	47168	No
273	GOM_NL__2PRFIN20110308_184551_000000623100_00171_47168_4507.N1	08-MAR-2011 18:45:51	Bright	62.000	174	52Psi UMa	3.0040	4400.0	124	47168	No
274	GOM_NL__2PRFIN20110308_184852_000000413100_00171_47168_4508.N1	08-MAR-2011 18:48:52	Bright	41.000	82	48Bet UMa	2.3650	10600.	82	47168	No
275	GOM_NL__2PRFIN20110308_185018_000000403100_00171_47168_4509.N1	08-MAR-2011 18:50:18	Bright	39.500	36	50Alp UMa	1.8000	6300.0	79	47168	No
276	GOM_NL__2PRFIN20110308_185237_000000353100_00171_47168_4510.N1	08-MAR-2011 18:52:37	Bright	35.000	32	77Eps UMa	1.7630	11000.	70	47168	No
277	GOM_NL__2PRFIN20110308_185728_000000413100_00171_47168_4511.N1	08-MAR-2011 18:57:28	Bright	40.500	60	7Bet UMi	2.0810	3950.0	81	47168	No
278	GOM_NL__2PRFIN20110308_190152_000000483100_00171_47168_4512.N1	08-MAR-2011 19:01:52	Bright	47.500	119	14Eta Dra	2.7270	4700.0	95	47168	No

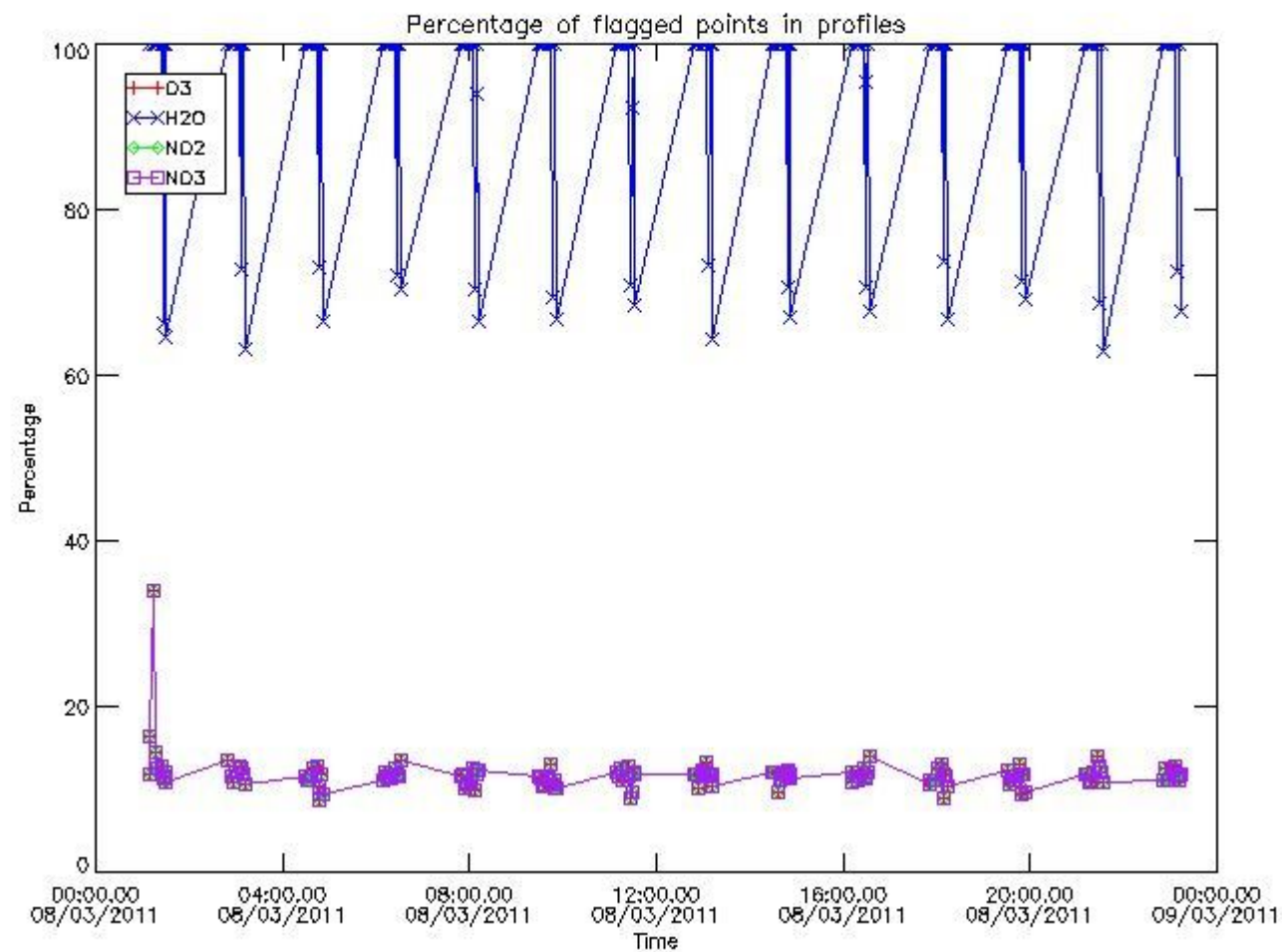
279	GOM_NL__2PRFIN20110308_190634_000000303100_00171_47168_4513.N1	08-MAR-2011 19:06:34	Twilight	30.000	130	23Bet Dra	2.7990	5800.0	60	47168	No
280	GOM_NL__2PRFIN20110308_191011_000000383100_00171_47168_4514.N1	08-MAR-2011 19:10:11	Bright	38.000	144	18Del Cyg	2.8600	11000.	76	47168	No
281	GOM_NL__2PRFIN20110308_191129_000000363100_00171_47168_4515.N1	08-MAR-2011 19:11:29	Bright	36.000	66	37Gam Cyg	2.2080	5900.0	72	47168	No
282	GOM_NL__2PRFIN20110308_192031_000000503100_00171_47168_4516.N1	08-MAR-2011 19:20:31	Bright	50.000	168	17Zet Aql	2.9860	11000.	100	47168	No
283	GOM_NL__2PRFIN20110308_193036_000000463100_00171_47168_4517.N1	08-MAR-2011 19:30:36	Dark	45.500	155	41Pi Sgr	2.9000	6600.0	91	47168	No
284	GOM_NL__2PRFIN20110308_193232_000000483100_00171_47168_4518.N1	08-MAR-2011 19:32:32	Dark	48.000	57	34Sig Sgr	2.0660	26000.	96	47168	No
285	GOM_NL__2PRFIN20110308_193549_000000453100_00171_47168_4519.N1	08-MAR-2011 19:35:49	Dark	44.500	38	20Eps Sgr	1.8360	11000.	89	47168	No
286	GOM_NL__2PRFIN20110308_193853_000000463100_00171_47168_4520.N1	08-MAR-2011 19:38:53	Dark	46.000	85	Kap Sco	2.4070	28000.	92	47168	No
287	GOM_NL__2PRFIN20110308_194210_000000443100_00172_47169_4577.N1	08-MAR-2011 19:42:10	Dark	44.000	141	Bet Ara	2.8400	4600.0	88	47169	No
288	GOM_NL__2PRFIN20110308_194602_000000393100_00172_47169_4578.N1	08-MAR-2011 19:46:02	Dark	39.000	134	Bet TrA	2.8100	6600.0	78	47169	No
289	GOM_NL__2PRFIN20110308_194843_000000553100_00172_47169_4579.N1	08-MAR-2011 19:48:43	Dark	54.500	4	Alp1Cen	-0.010000	5800.0	109	47169	No
290	GOM_NL__2PRFIN20110308_194959_000000443100_00172_47169_4580.N1	08-MAR-2011 19:49:59	Dark	43.500	10	Bet Cen	0.61000	28000.	87	47169	No
291	GOM_NL__2PRFIN20110308_195157_000000443100_00172_47169_4581.N1	08-MAR-2011 19:51:57	Dark	43.500	77	Eps Cen	2.3030	28000.	87	47169	No
292	GOM_NL__2PRFIN20110308_195323_000000533100_00172_47169_4582.N1	08-MAR-2011 19:53:23	Dark	52.500	26	Gam Cru	1.6240	2900.0	105	47169	No
293	GOM_NL__2PRFIN20110308_195459_000000443100_00172_47169_4583.N1	08-MAR-2011 19:54:59	Straylight	43.500	64	Gam Cen	2.2000	10600.	87	47169	No
294	GOM_NL__2PRFIN20110308_195652_000000543100_00172_47169_4584.N1	08-MAR-2011 19:56:52	Straylight	53.500	123	lot Cen	2.7500	10200.	107	47169	No
295	GOM_NL__2PRFIN20110308_200358_000000563100_00172_47169_4585.N1	08-MAR-2011 20:03:58	Straylight	55.500	171	2Eps Crv	3.0010	4250.0	111	47169	No
296	GOM_NL__2PRFIN20110308_201527_000000403100_00172_47169_4586.N1	08-MAR-2011 20:15:27	Bright	39.500	22	32Alp Leo	1.3600	15200.	79	47169	No
297	GOM_NL__2PRFIN20110308_201750_000000413100_00172_47169_4587.N1	08-MAR-2011 20:17:50	Bright	40.500	51	41Gam1Leo	2.0100	4500.0	81	47169	No
298	GOM_NL__2PRFIN20110308_202605_000000433100_00172_47169_4588.N1	08-MAR-2011 20:26:05	Bright	42.500	174	52Psi UMa	3.0040	4400.0	85	47169	No
299	GOM_NL__2PRFIN20110308_202906_000000403100_00172_47169_4589.N1	08-MAR-2011 20:29:06	Bright	40.000	82	48Bet UMa	2.3650	10600.	80	47169	No
300	GOM_NL__2PRFIN20110308_203031_000000413100_00172_47169_4590.N1	08-MAR-2011 20:30:31	Bright	40.500	36	50Alp UMa	1.8000	6300.0	81	47169	No
301	GOM_NL__2PRFIN20110308_203251_000000353100_00172_47169_4591.N1	08-MAR-2011 20:32:51	Bright	35.000	32	77Eps UMa	1.7630	11000.	70	47169	No
302	GOM_NL__2PRFIN20110308_203742_000000443100_00172_47169_4592.N1	08-MAR-2011 20:37:42	Bright	44.000	60	7Bet UMi	2.0810	3950.0	88	47169	No
303	GOM_NL__2PRFIN20110308_204205_000000483100_00172_47169_4593.N1	08-MAR-2011 20:42:05	Bright	48.000	119	14Eta Dra	2.7270	4700.0	96	47169	No
304	GOM_NL__2PRFIN20110308_204648_000000303100_00172_47169_4594.N1	08-MAR-2011 20:46:48	Twilight	30.000	130	23Bet Dra	2.7990	5800.0	60	47169	No
305	GOM_NL__2PRFIN20110308_205025_000000373100_00172_47169_4595.N1	08-MAR-2011 20:50:25	Bright	36.500	144	18Del Cyg	2.8600	11000.	73	47169	No
306	GOM_NL__2PRFIN20110308_205143_000000383100_00172_47169_4596.N1	08-MAR-2011 20:51:43	Bright	37.500	66	37Gam Cyg	2.2080	5900.0	75	47169	No
307	GOM_NL__2PRFIN20110308_210046_000000463100_00172_47169_4597.N1	08-MAR-2011 21:00:46	Bright	46.000	168	17Zet Aql	2.9860	11000.	92	47169	No
308	GOM_NL__2PRFIN20110308_211051_000000433100_00172_47169_4598.N1	08-MAR-2011 21:10:51	Dark	43.000	155	41Pi Sgr	2.9000	6600.0	86	47169	No
309	GOM_NL__2PRFIN20110308_211246_000000443100_00172_47169_4599.N1	08-MAR-2011 21:12:46	Dark	43.500	57	34Sig Sgr	2.0660	26000.	87	47169	No
310	GOM_NL__2PRFIN20110308_211604_000000473100_00172_47169_4600.N1	08-MAR-2011 21:16:04	Dark	47.000	38	20Eps Sgr	1.8360	11000.	94	47169	No
311	GOM_NL__2PRFIN20110308_211908_000000463100_00172_47169_4601.N1	08-MAR-2011 21:19:08	Dark	45.500	85	Kap Sco	2.4070	28000.	91	47169	No
312	GOM_NL__2PRFIN20110308_212224_000000423100_00173_47170_4586.N1	08-MAR-2011 21:22:24	Dark	42.000	141	Bet Ara	2.8400	4600.0	84	47170	No
313	GOM_NL__2PRFIN20110308_212616_000000403100_00173_47170_4587.N1	08-MAR-2011 21:26:16	Dark	40.000	134	Bet TrA	2.8100	6600.0	80	47170	No
314	GOM_NL__2PRFIN20110308_212858_000000443100_00173_47170_4588.N1	08-MAR-2011 21:28:58	Dark	43.500	4	Alp1Cen	-0.010000	5800.0	87	47170	No
315	GOM_NL__2PRFIN20110308_213014_000000473100_00173_47170_4589.N1	08-MAR-2011 21:30:14	Dark	46.500	10	Bet Cen	0.61000	28000.	93	47170	No
316	GOM_NL__2PRFIN20110308_213211_000000423100_00173_47170_4590.N1	08-MAR-2011 21:32:11	Dark	42.000	77	Eps Cen	2.3030	28000.	84	47170	No
317	GOM_NL__2PRFIN20110308_213338_000000483100_00173_47170_4591.N1	08-MAR-2011 21:33:38	Dark	47.500	26	Gam Cru	1.6240	2900.0	95	47170	No
318	GOM_NL__2PRFIN20110308_213513_000000443100_00173_47170_4592.N1	08-MAR-2011 21:35:13	Straylight	43.500	64	Gam Cen	2.2000	10600.	87	47170	No
319	GOM_NL__2PRFIN20110308_213707_000000583100_00173_47170_4593.N1	08-MAR-2011 21:37:07	Straylight	57.500	123	lot Cen	2.7500	10200.	115	47170	No
320	GOM_NL__2PRFIN20110308_214413_000000563100_00173_47170_4594.N1	08-MAR-2011 21:44:13	Straylight	55.500	171	2Eps Crv	3.0010	4250.0	111	47170	No
321	GOM_NL__2PRFIN20110308_215541_000000413100_00173_47170_4595.N1	08-MAR-2011 21:55:41	Bright	40.500	22	32Alp Leo	1.3600	15200.	81	47170	No
322	GOM_NL__2PRFIN20110308_215804_000000403100_00173_47170_4596.N1	08-MAR-2011 21:58:04	Bright	40.000	51	41Gam1Leo	2.0100	4500.0	80	47170	No
323	GOM_NL__2PRFIN20110308_220618_000000413100_00173_47170_4597.N1	08-MAR-2011 22:06:18	Bright	41.000	174	52Psi UMa	3.0040	4400.0	82	47170	No
324	GOM_NL__2PRFIN20110308_220919_000000403100_00173_47170_4598.N1	08-MAR-2011 22:09:19	Bright	40.000	82	48Bet UMa	2.3650	10600.	80	47170	No
325	GOM_NL__2PRFIN20110308_221045_000000423100_00173_47170_4599.N1	08-MAR-2011 22:10:45	Bright	42.000	36	50Alp UMa	1.8000	6300.0	84	47170	No
326	GOM_NL__2PRFIN20110308_221304_000000393100_00173_47170_4600.N1	08-MAR-2011 22:13:04	Bright	39.000	32	77Eps UMa	1.7630	11000.	78	47170	No
327	GOM_NL__2PRFIN20110308_221755_000000423100_00173_47170_4601.N1	08-MAR-2011 22:17:55	Bright	41.500	60	7Bet UMi	2.0810	3950.0	83	47170	No
328	GOM_NL__2PRFIN20110308_222219_000000473100_00173_47170_4602.N1	08-MAR-2011 22:22:19	Bright	46.500	119	14Eta Dra	2.7270	4700.0	93	47170	No
329	GOM_NL__2PRFIN20110308_222702_000000253100_00173_47170_4603.N1	08-MAR-2011 22:27:02	Twilight	25.000	130	23Bet Dra	2.7990	5800.0	50	47170	No
330	GOM_NL__2PRFIN20110308_222749_000000483100_00173_47170_4604.N1	08-MAR-2011 22:27:49	Bright	48.000	69	33Gam Dra	2.2310	3800.0	96	47170	No
331	GOM_NL__2PRFIN20110308_223039_000000563100_00173_47170_4605.N1	08-MAR-2011 22:30:39	Bright	56.000	144	18Del Cyg	2.8600	11000.	112	47170	No
332	GOM_NL__2PRFIN20110308_223157_000000543100_00173_47170_4606.N1	08-MAR-2011 22:31:57	Bright	54.000	66	37Gam Cyg	2.2080	5900.0	108	47170	No
333	GOM_NL__2PRFIN20110308_224100_000000513100_00173_47170_4607.N1	08-MAR-2011 22:41:00	Bright	50.500	168	17Zet Aql	2.9860	11000.	101	47170	No
334	GOM_NL__2PRFIN20110308_225105_000000463100_00173_47170_4608.N1	08-MAR-2011 22:51:05	Dark	45.500	155	41Pi Sgr	2.9000	6600.0	91	47170	No
335	GOM_NL__2PRFIN20110308_225301_000000453100_00173_47170_4609.N1	08-MAR-2011 22:53:01	Dark	45.000	57	34Sig Sgr	2.0660	26000.	90	47170	No
336	GOM_NL__2PRFIN20110308_225619_000000463100_00173_47170_4610.N1	08-MAR-2011 22:56:19	Dark	46.000	38	20Eps Sgr	1.8360	11000.	92	47170	No
337	GOM_NL__2PRFIN20110308_225923_000000463100_00173_47170_4611.N1	08-MAR-2011 22:59:23	Dark	46.000	85	Kap Sco	2.4070	28000.	92	47170	No

338	GOM_NL__2PRFIN20110308_230239_000000423100_00174_47171_4597.N1	08-MAR-2011 23:02:39	Dark	41.500	141	Bet Ara	2.8400	4600.0	83	47171	No
339	GOM_NL__2PRFIN20110308_230631_000000403100_00174_47171_4598.N1	08-MAR-2011 23:06:31	Dark	40.000	134	Bet TrA	2.8100	6600.0	80	47171	No
340	GOM_NL__2PRFIN20110308_230912_000000443100_00174_47171_4599.N1	08-MAR-2011 23:09:12	Dark	44.000	4	Alp1Cen	-0.010000	5800.0	88	47171	No
341	GOM_NL__2PRFIN20110308_231028_000000463100_00174_47171_4600.N1	08-MAR-2011 23:10:28	Dark	45.500	10	Bet Cen	0.61000	28000.	91	47171	No
342	GOM_NL__2PRFIN20110308_231226_000000443100_00174_47171_4601.N1	08-MAR-2011 23:12:26	Dark	43.500	77	Eps Cen	2.3030	28000.	87	47171	No
343	GOM_NL__2PRFIN20110308_231352_000000563100_00174_47171_4602.N1	08-MAR-2011 23:13:52	Dark	56.000	26	Gam Cru	1.6240	2900.0	112	47171	No
344	GOM_NL__2PRFIN20110308_231528_000000433100_00174_47171_4603.N1	08-MAR-2011 23:15:28	Straylight	42.500	64	Gam Cen	2.2000	10600.	85	47171	No
345	GOM_NL__2PRFIN20110308_231722_000000553100_00174_47171_4604.N1	08-MAR-2011 23:17:22	Straylight	54.500	123	lot Cen	2.7500	10200.	109	47171	No
346	GOM_NL__2PRFIN20110308_232427_000000563100_00174_47171_4605.N1	08-MAR-2011 23:24:27	Straylight	55.500	171	2Eps Crv	3.0010	4250.0	111	47171	No
347	GOM_NL__2PRFIN20110308_233554_000000403100_00174_47171_4606.N1	08-MAR-2011 23:35:54	Bright	39.500	22	32Alp Leo	1.3600	15200.	79	47171	No
348	GOM_NL__2PRFIN20110308_233817_000000563100_00174_47171_4607.N1	08-MAR-2011 23:38:17	Bright	56.000	51	41Gam1Leo	2.0100	4500.0	112	47171	No
349	GOM_NL__2PRFIN20110308_234632_000000433100_00174_47171_4608.N1	08-MAR-2011 23:46:32	Bright	43.000	174	52Psi UMa	3.0040	4400.0	86	47171	No
350	GOM_NL__2PRFIN20110308_234933_000000403100_00174_47171_4609.N1	08-MAR-2011 23:49:33	Bright	39.500	82	48Bet UMa	2.3650	10600.	79	47171	No
351	GOM_NL__2PRFIN20110308_235059_000000413100_00174_47171_4610.N1	08-MAR-2011 23:50:59	Bright	40.500	36	50Alp UMa	1.8000	6300.0	81	47171	No
352	GOM_NL__2PRFIN20110308_235317_000000393100_00174_47171_4611.N1	08-MAR-2011 23:53:17	Bright	39.000	32	77Eps UMa	1.7630	11000.	78	47171	No
353	GOM_NL__2PRFIN20110308_235809_000000433100_00174_47171_4612.N1	08-MAR-2011 23:58:09	Bright	42.500	60	7Bet UMi	2.0810	3950.0	85	47171	No

3. Quality information per product

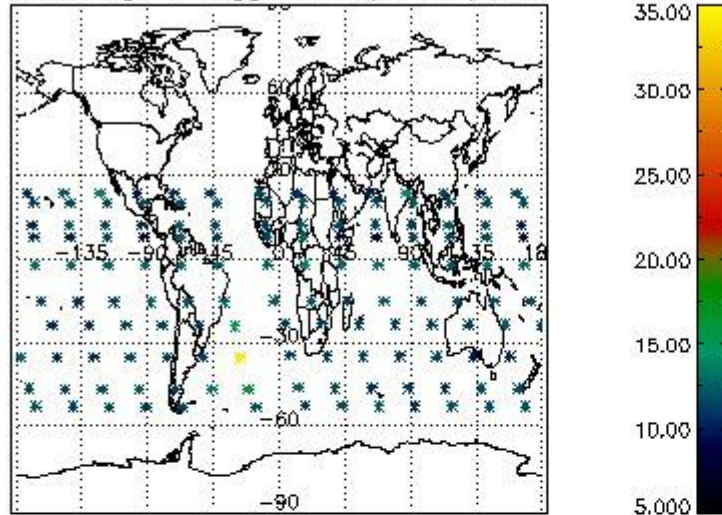
In this section it is plotted some information contained in the Quality Summary data set of the level 2 products. Only products in dark limb conditions and without errors (error flag in the MPH set to "0") are used.

3.1 Plot quality information per product (time dependant)

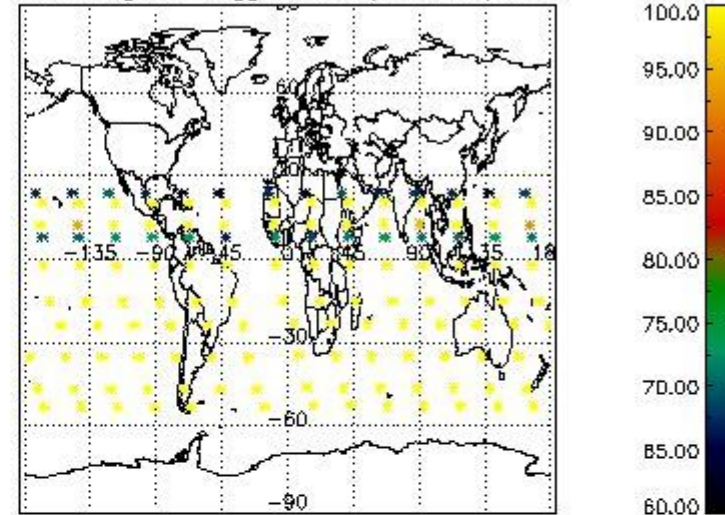


3.2 Plot quality information per product (world map)

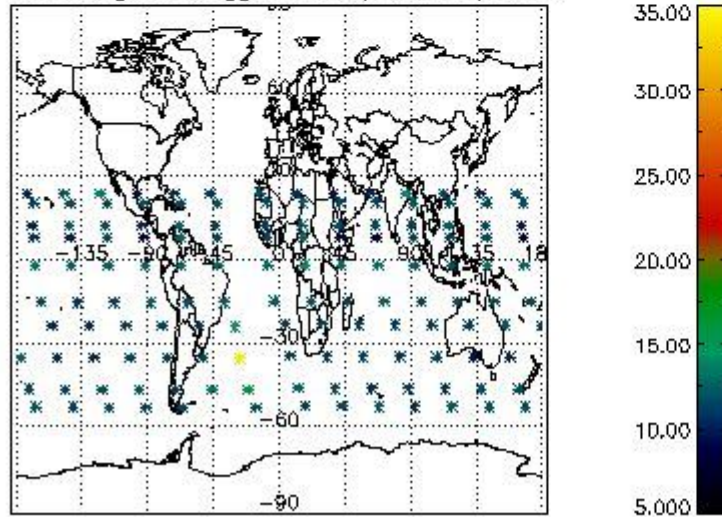
Percentage of flagged data per O3 profile



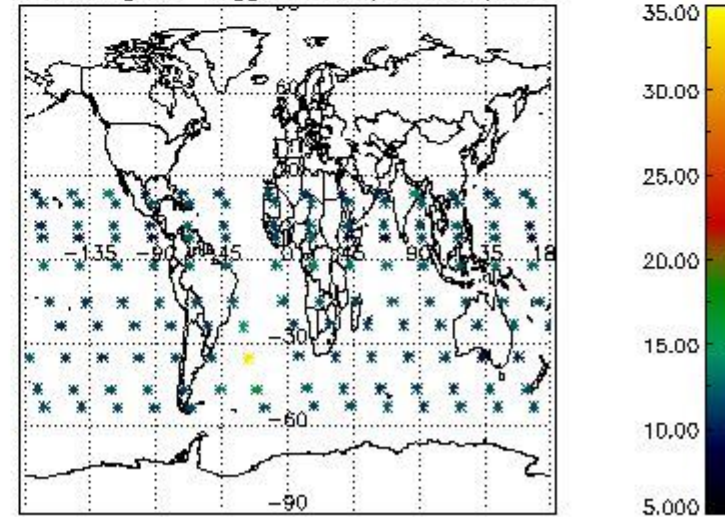
Percentage of flagged data per H2O profile



Percentage of flagged data per NO2 profile



Percentage of flagged data per NO3 profile

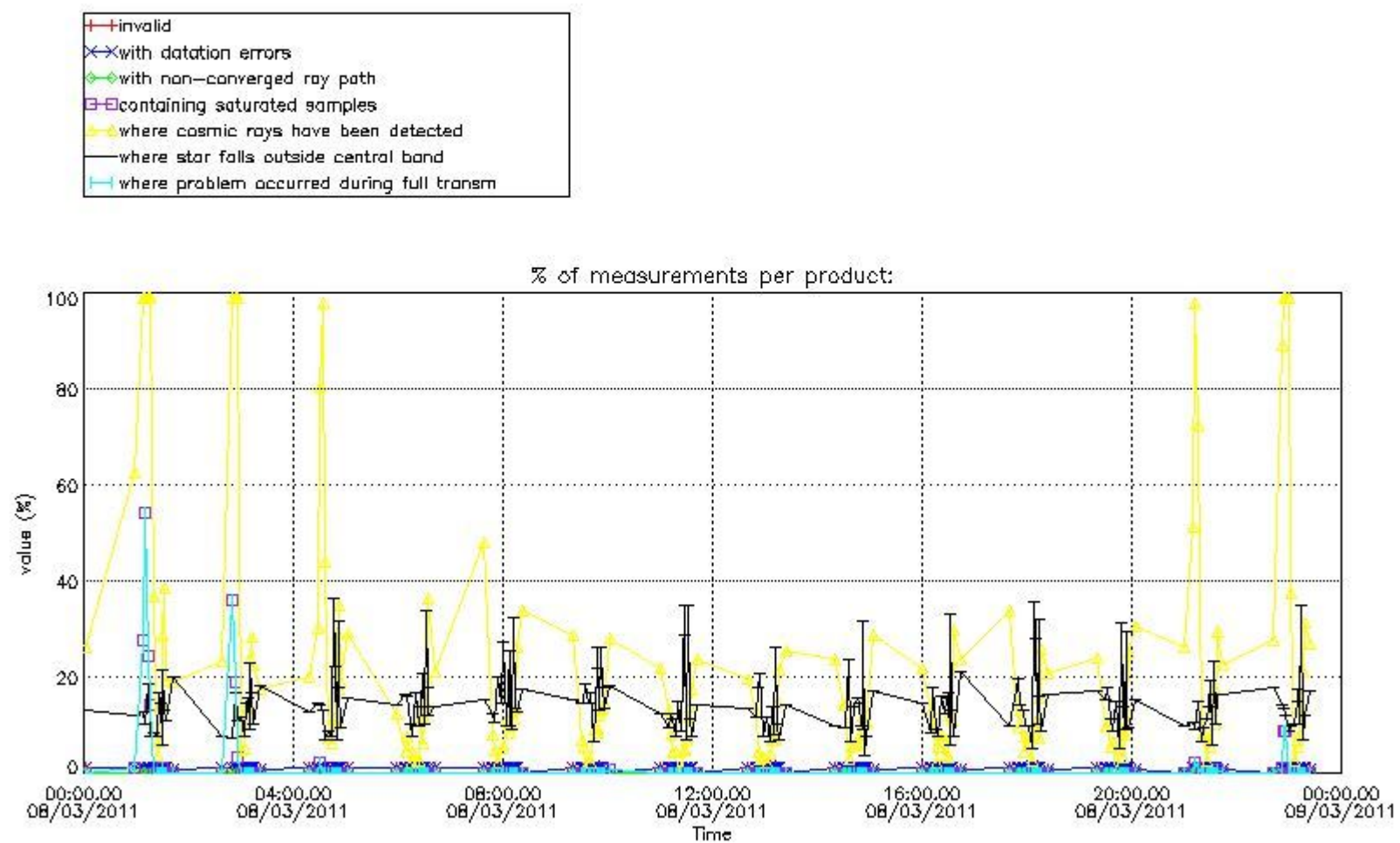


4. Level 1 quality information per product

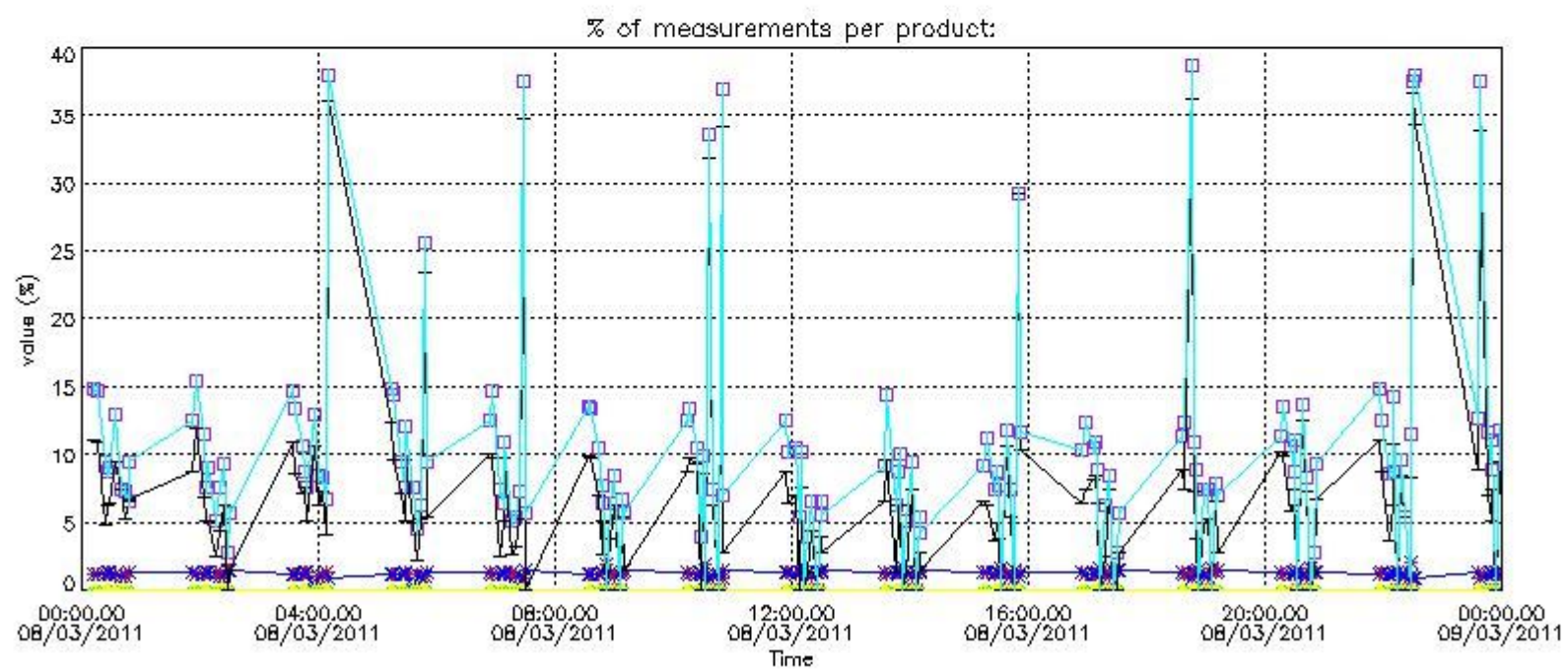
In this section it is plotted some information contained in the Quality Summary data set of the level 2 products that comes from the level 1b processing. Products without errors (error flag in the MPH set to "0") are used.

4.1 Plot quality information per product (time dependant) coming from level 1b processing

4.1.1 Plot level 1 quality information per product (time dependant): ENVISAT ASCENDING passes



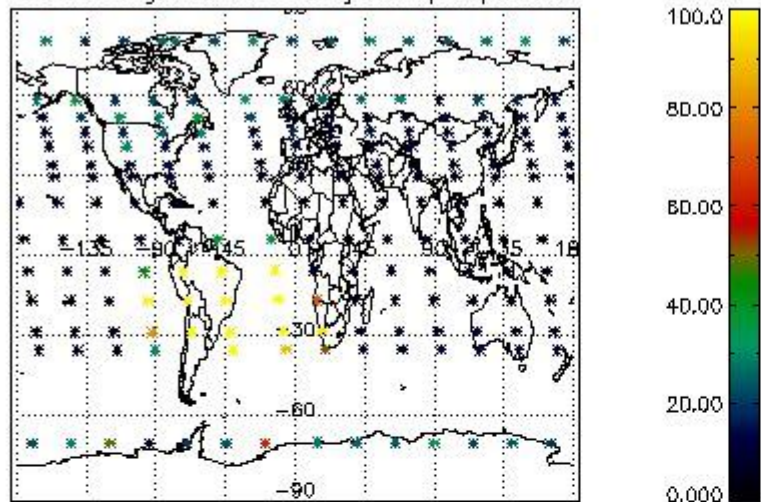
4.1.2 Plot level 1 quality information per product (time dependant): ENVI SAT DESCENDING passes



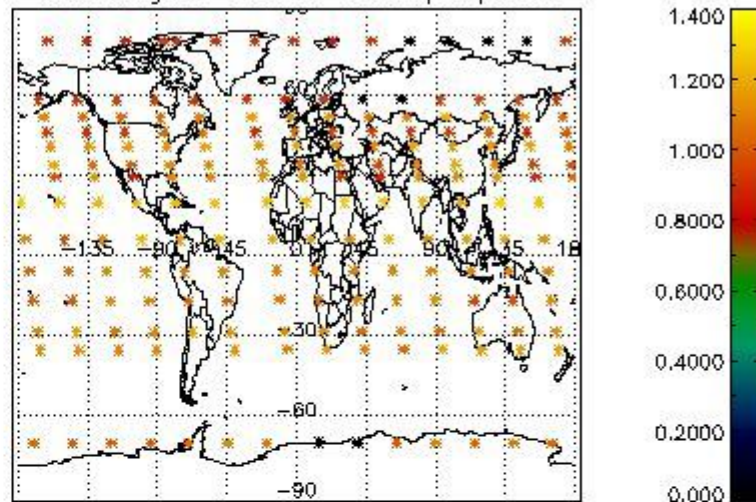
4.2 Plot quality information per product coming from level 1b processing (world map)

4.2.1 Plot level 1 quality information per product (world map): ENVISAT ASCENDING passes

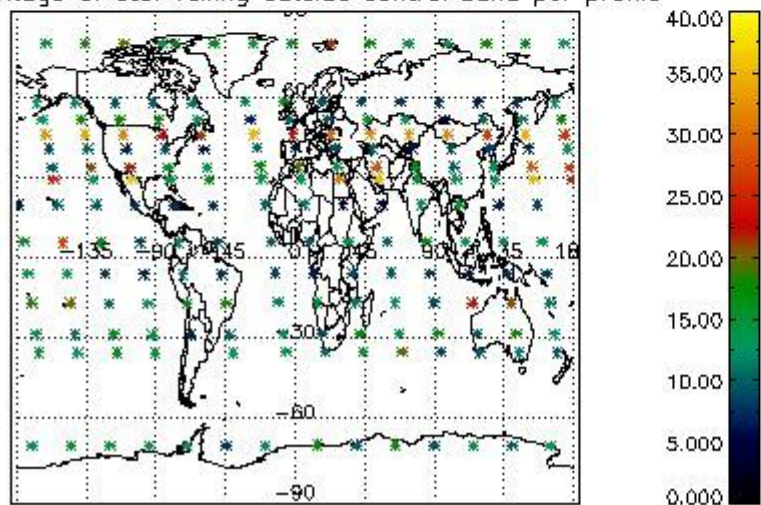
Percentage of cosmic ray hits per profile



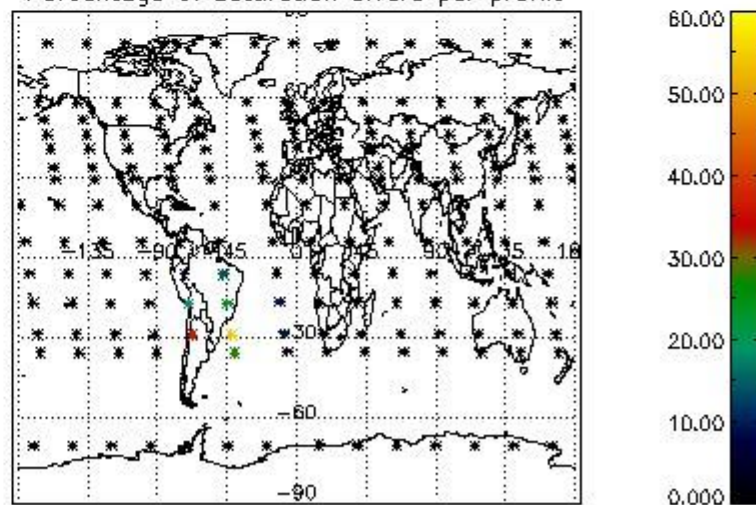
Percentage of datation errors per profile



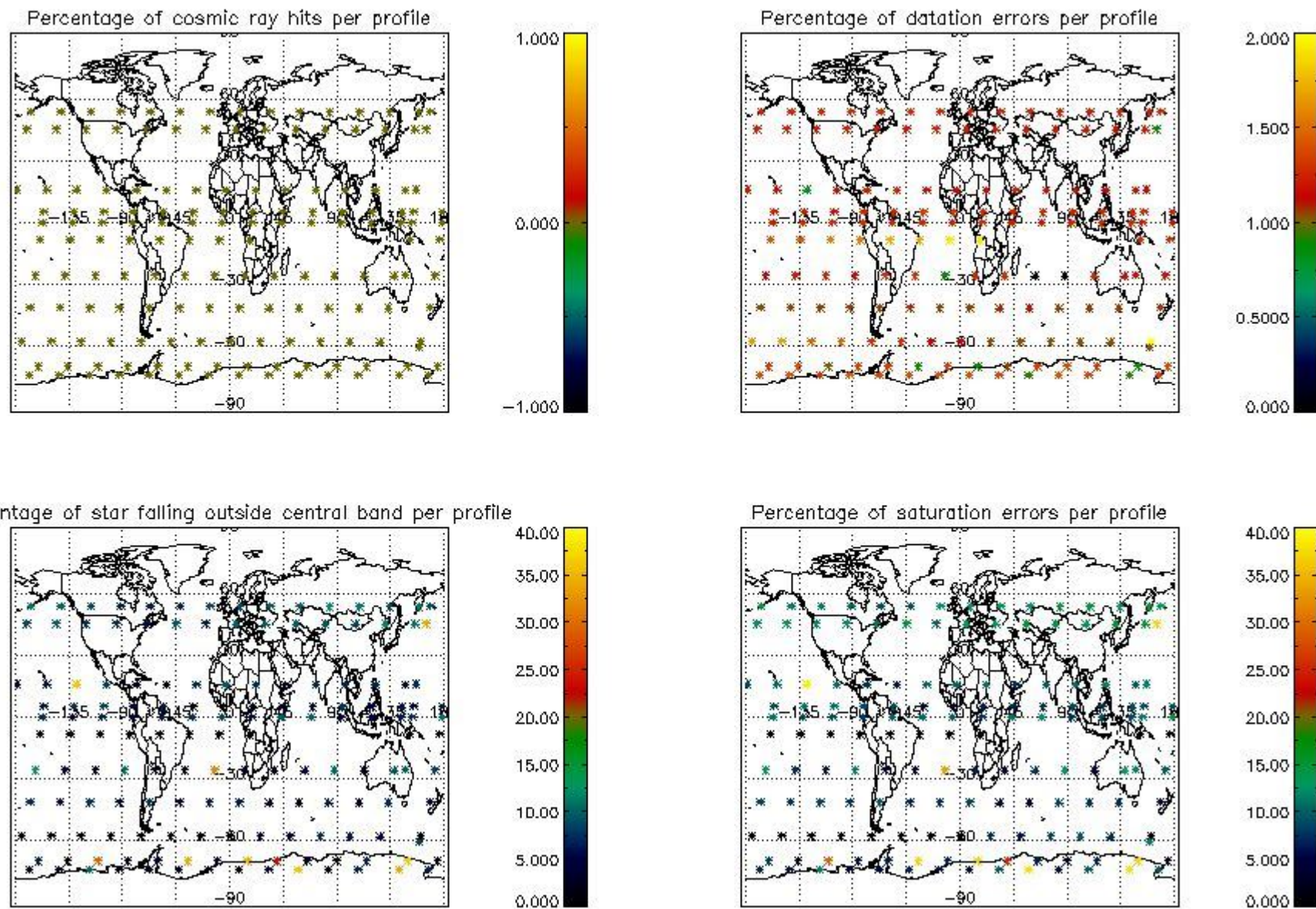
Percentage of star falling outside central band per profile



Percentage of saturation errors per profile



4.2.2 Plot level 1 quality information per product (world map): ENVISAT DESCENDING passes



5. Trace gas profiles

5.1 Ozone statistics based on quality of products

The final quality of the products can be "measured" using the STD (Standard Deviation) attached to every point profile. This information is written to the parameter GOM_NL__2P/NL_LOCAL_SPECIES_DENSITY/o3_std of the level 2 products. The table below shows the statistics for given STD ranges.

The statistics are given with respect to the overall valid production:

- Products without fatal errors: GOM_NL__2P/MPH/PRODUCT_ERR=0
- Valid point profile: GOM_NL__2P/NL_LOCAL_SPECIES_DENSITY/pcd(0)=0

The 'Criteria' is applied to valid points of dark limb products:

- Products in dark limb illumination condition: GOM_NL__2P/NL_SUMMARY_QUALITY/obs_ill_cond=0
- Products without fatal errors: GOM_NL__2P/MPH/PRODUCT_ERR=0
- Valid point profile: GOM_NL__2P/NL_LOCAL_SPECIES_DENSITY/pcd(0)=0

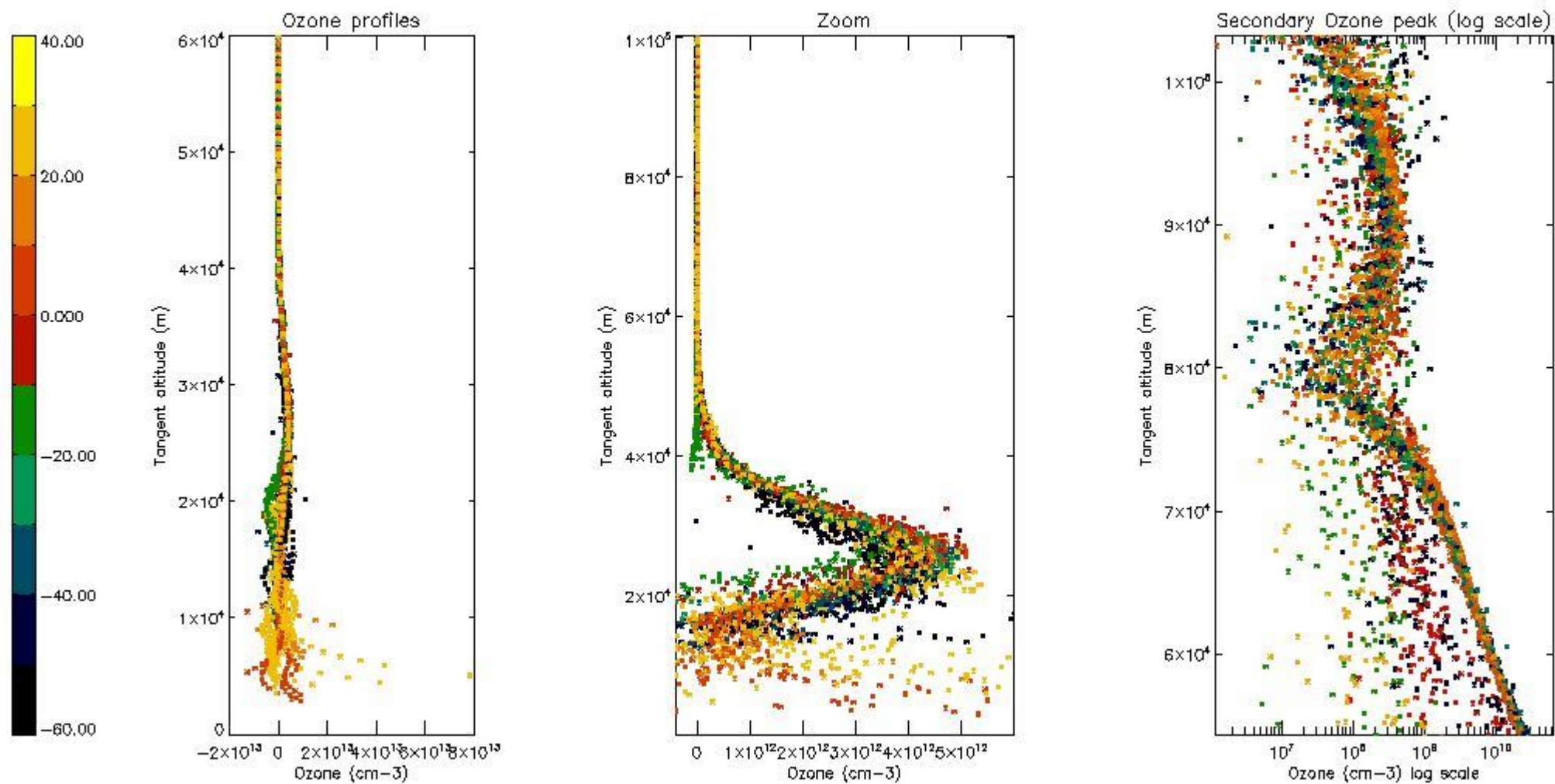
So, the table below shows the percentage of dark limb and valid observations for each criteria with respect to the overall valid daily observations.

Criteria	% of total production
All STD	41
STD < 20	20

STD < 10	14
STD < 5	10

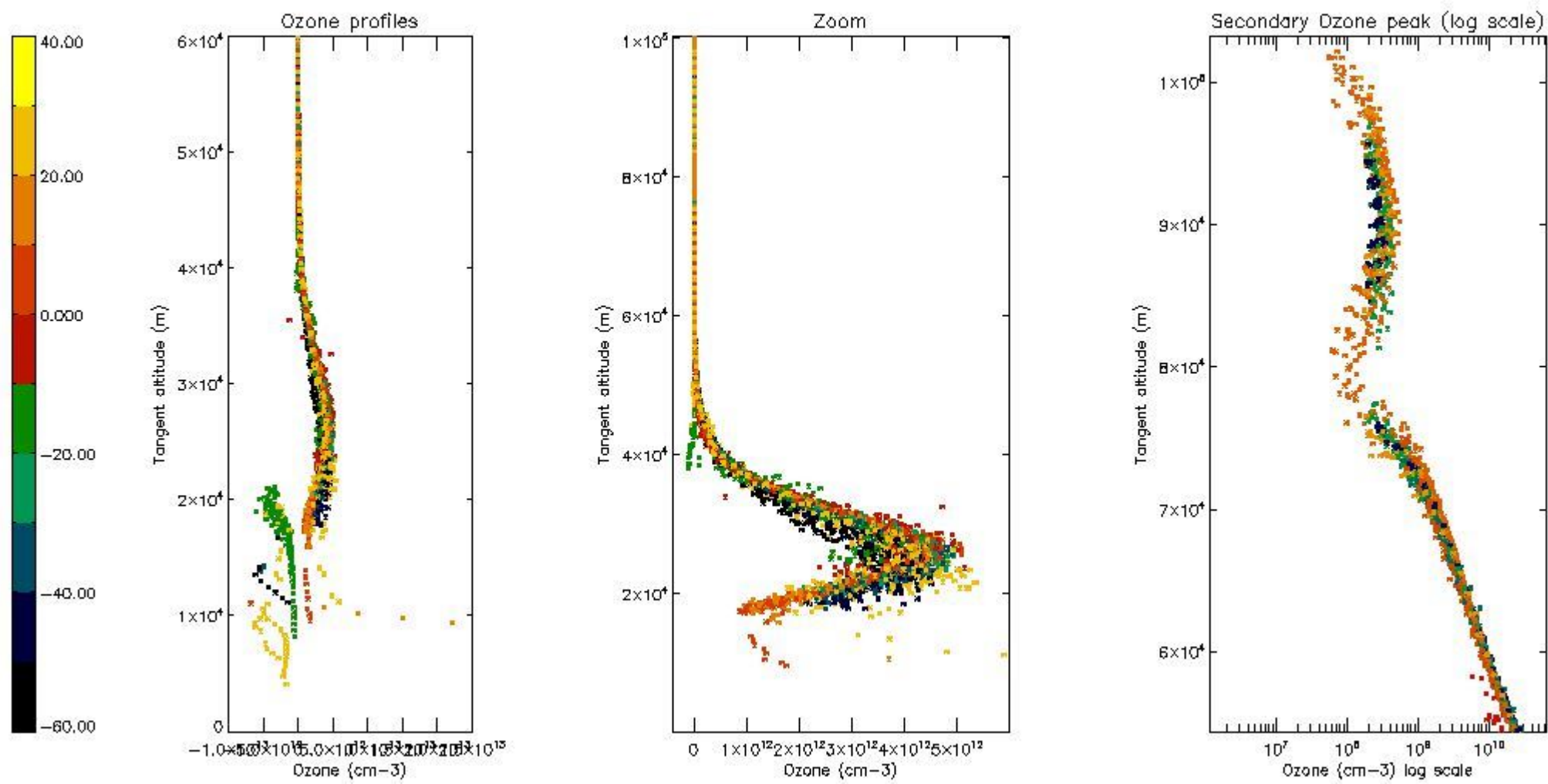
5.2 Plot ozone profiles for all STD (dark without errors)

The colorbar represents the latitude.



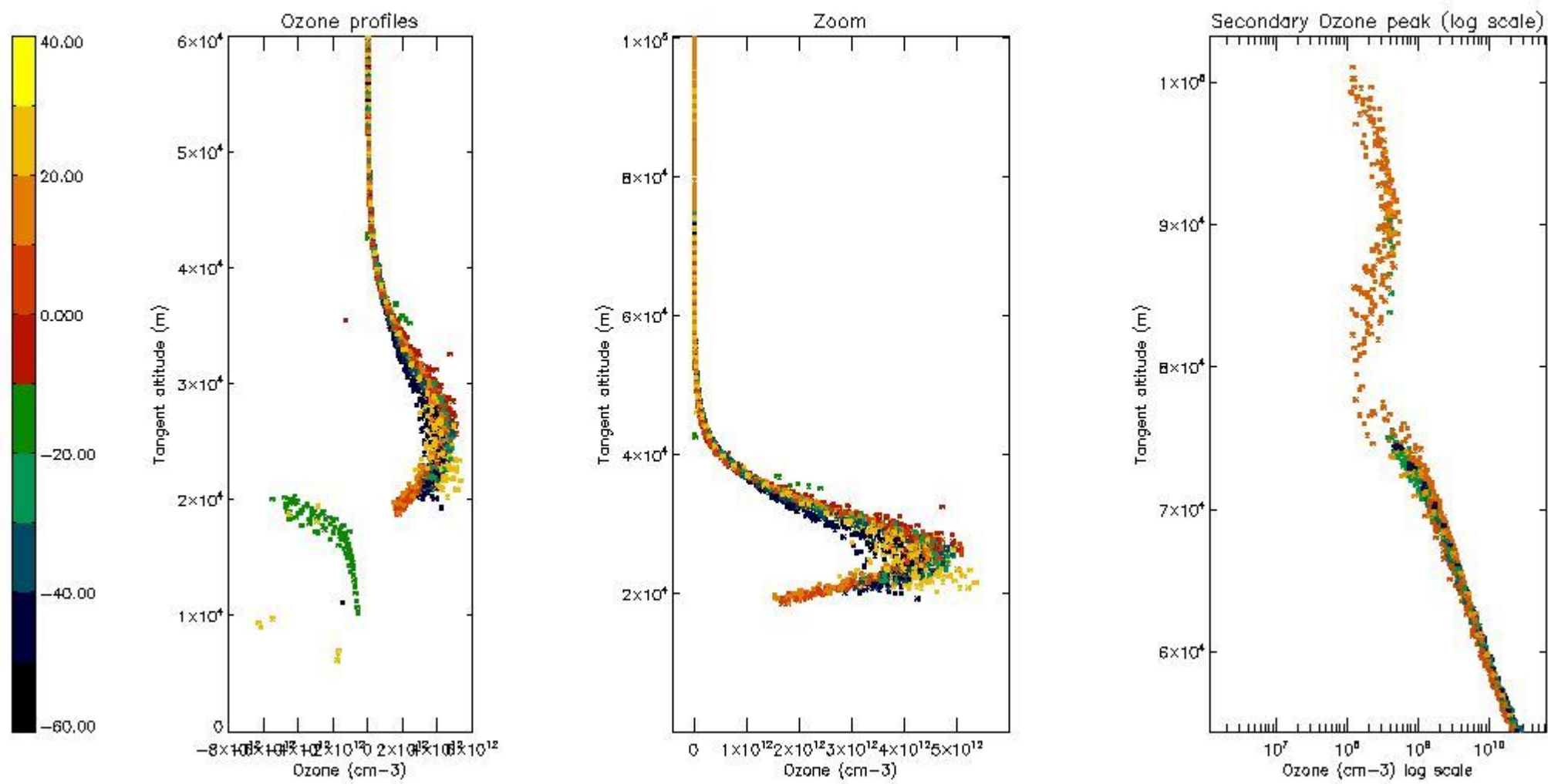
5.3 Plot ozone profiles where STD < 20% (dark without errors)

The colorbar represents the latitude.



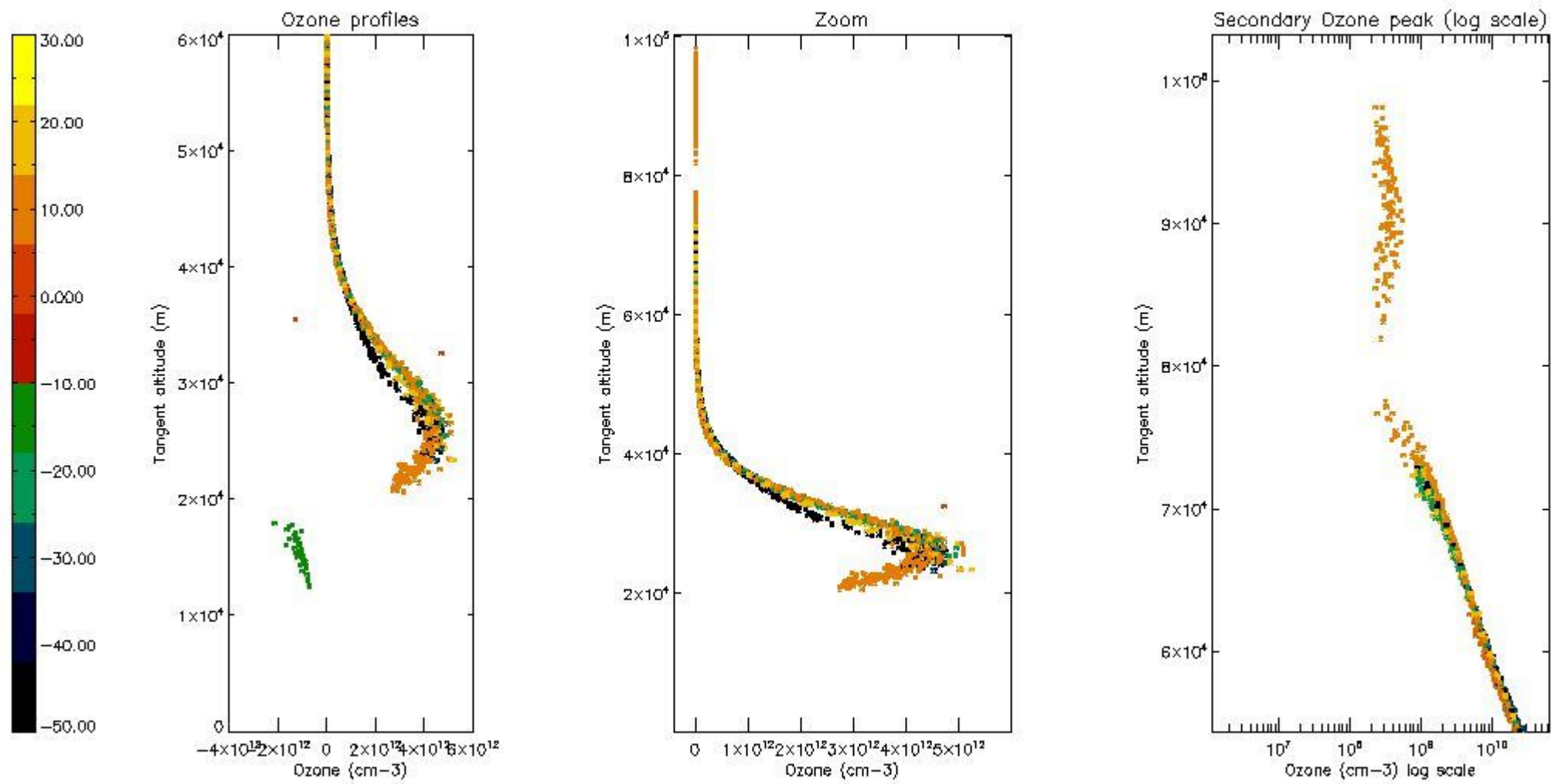
5.4 Plot ozone profiles where $STD < 10\%$ (dark without errors)

The colorbar represents the latitude.



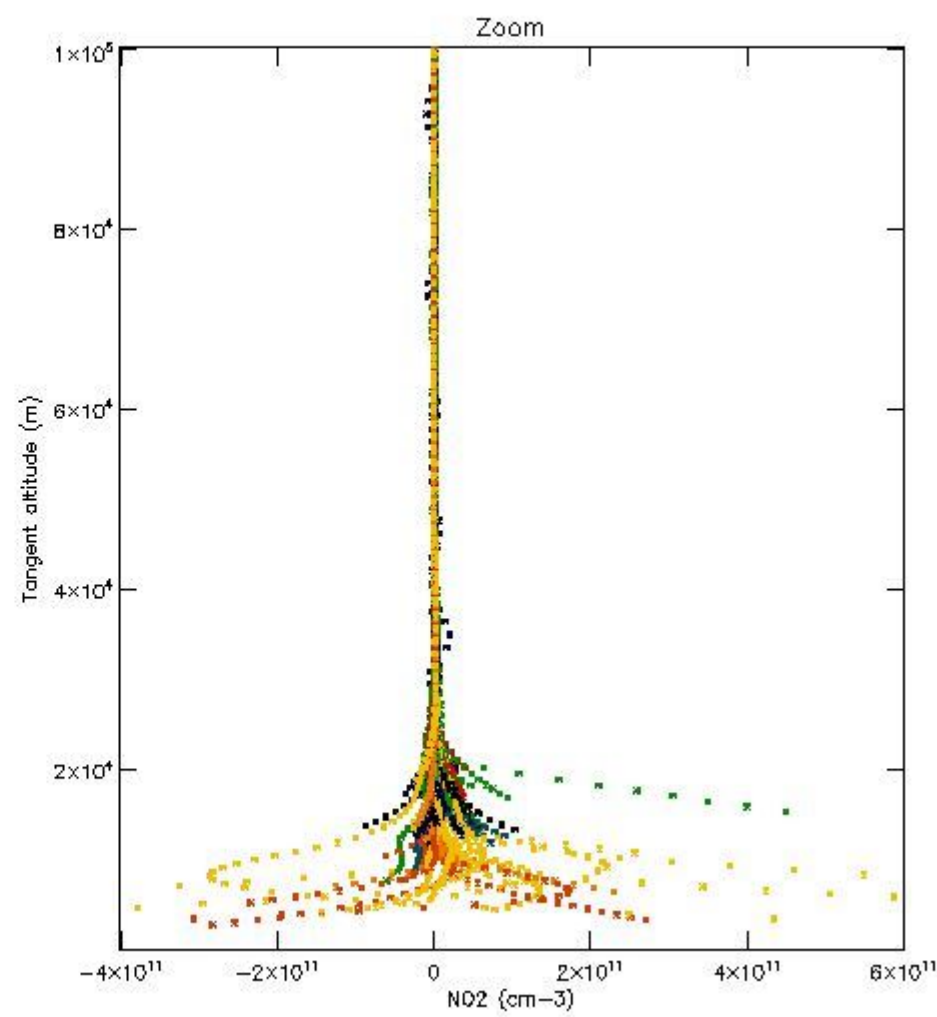
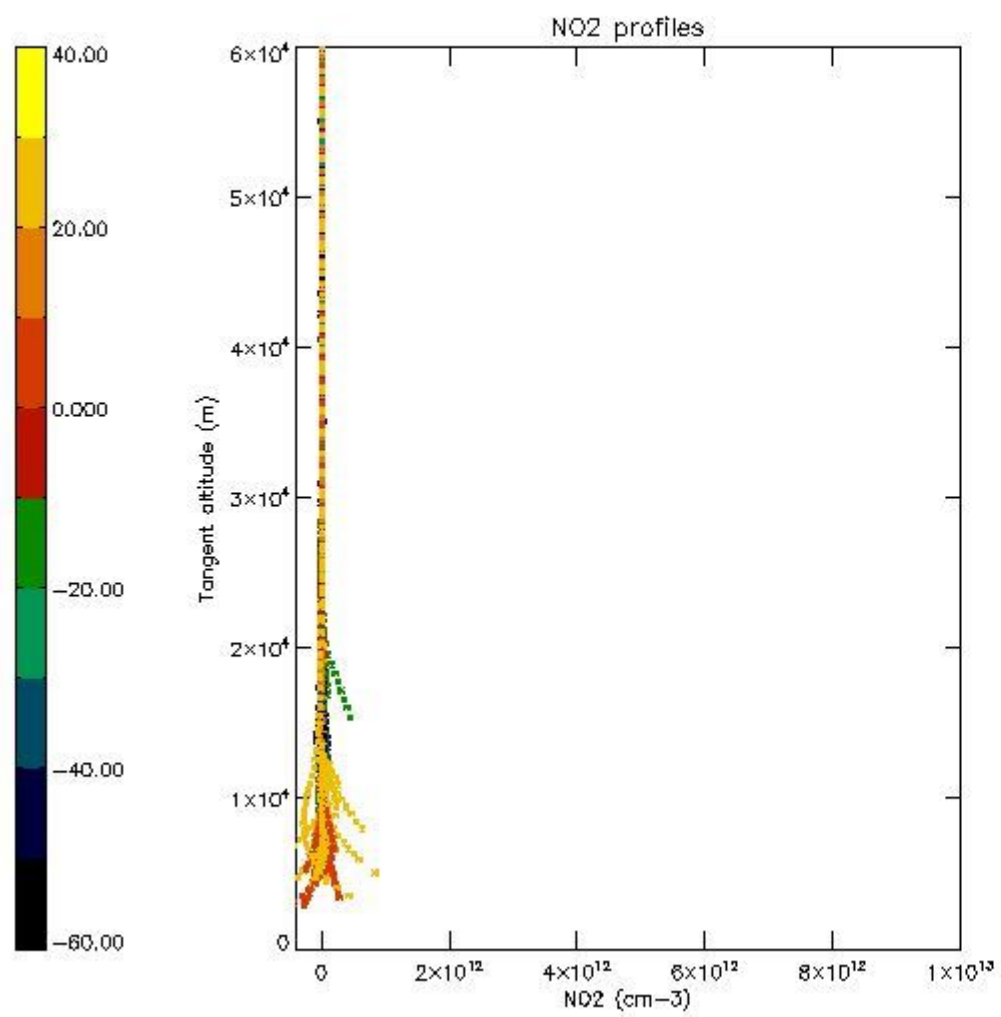
5.5 Plot ozone profiles where STD < 5% (dark without errors)

The colorbar represents the latitude.



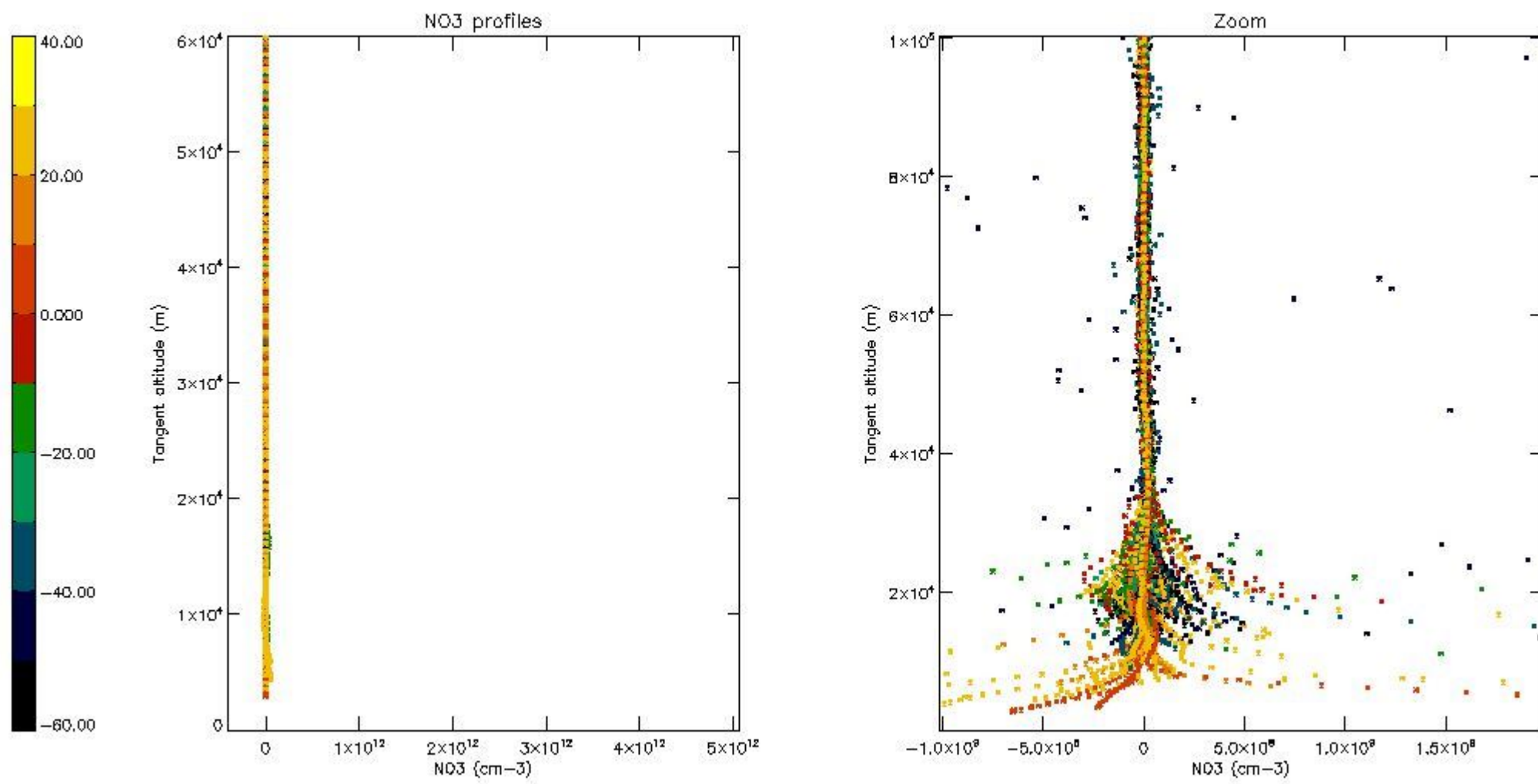
5.6 Plot NO₂ profiles for all STD (dark without errors)

The colorbar represents the latitude.



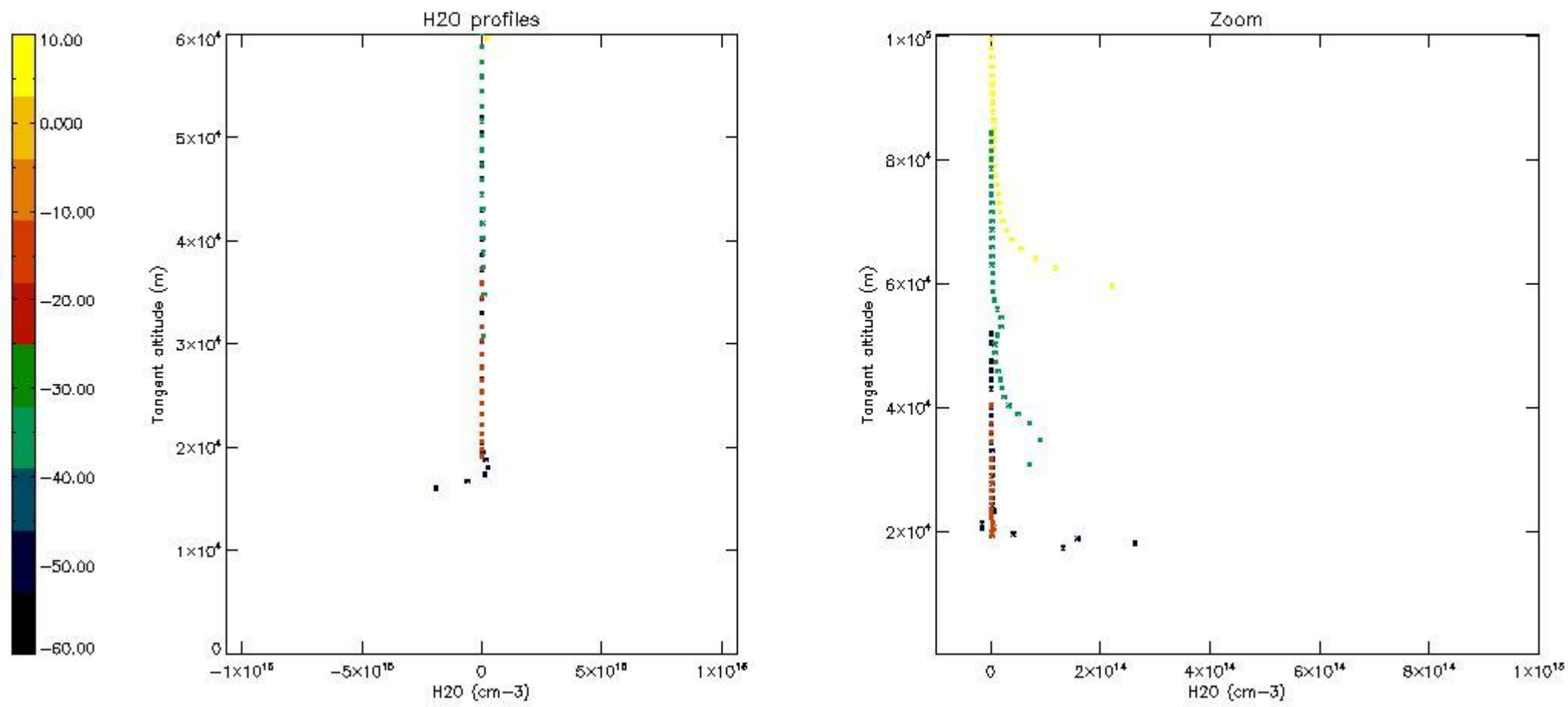
5.7 Plot NO3 profiles for all STD (dark without errors)

The colorbar represents the latitude.



5.8 Plot H2O profiles for all STD (only for occultations of stars 1,2,3,4,13,14,16,26,63 dark without errors)

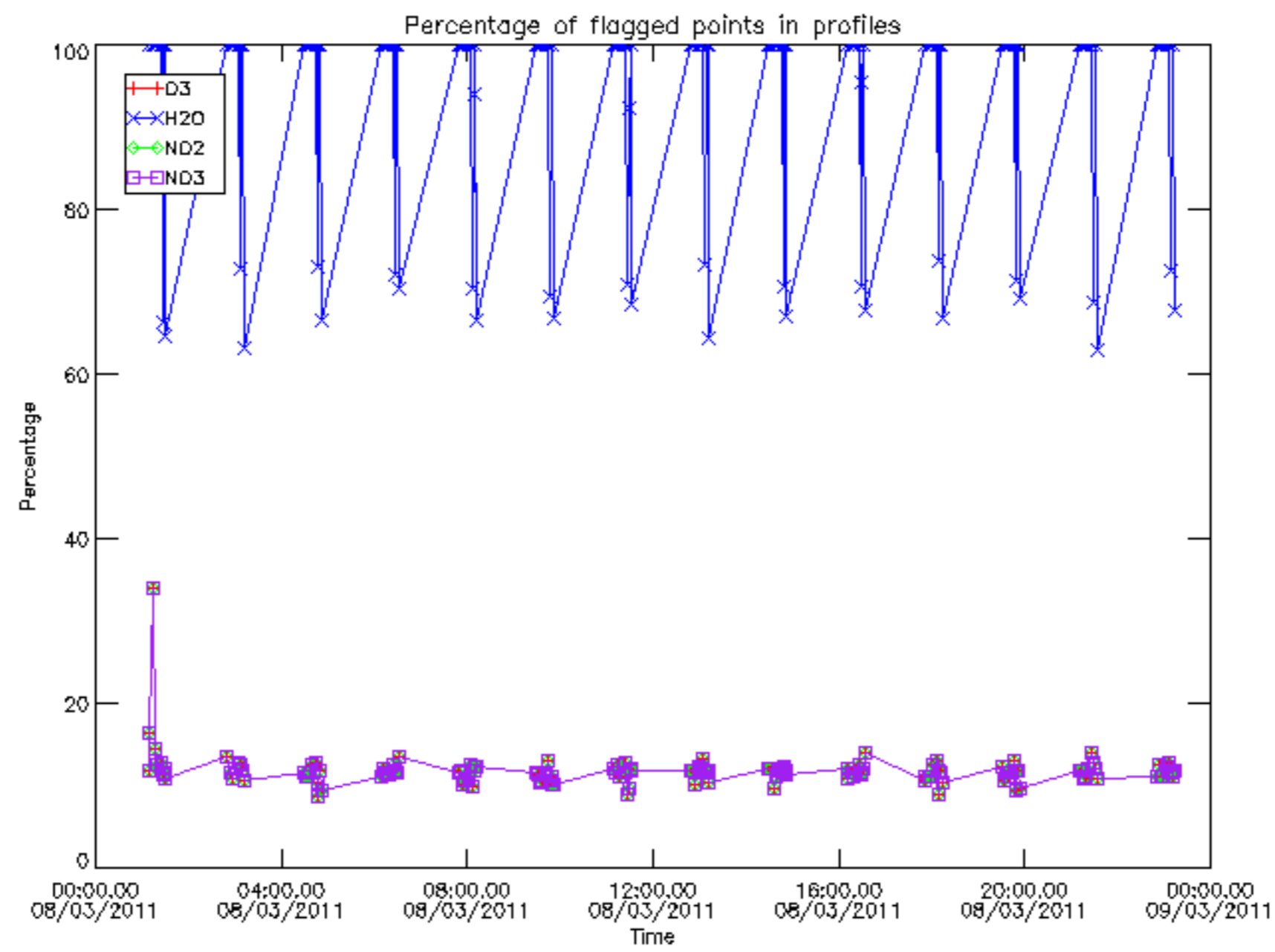
The colorbar represents the latitude.



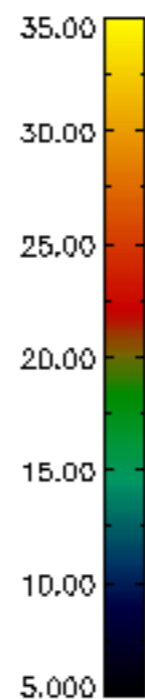
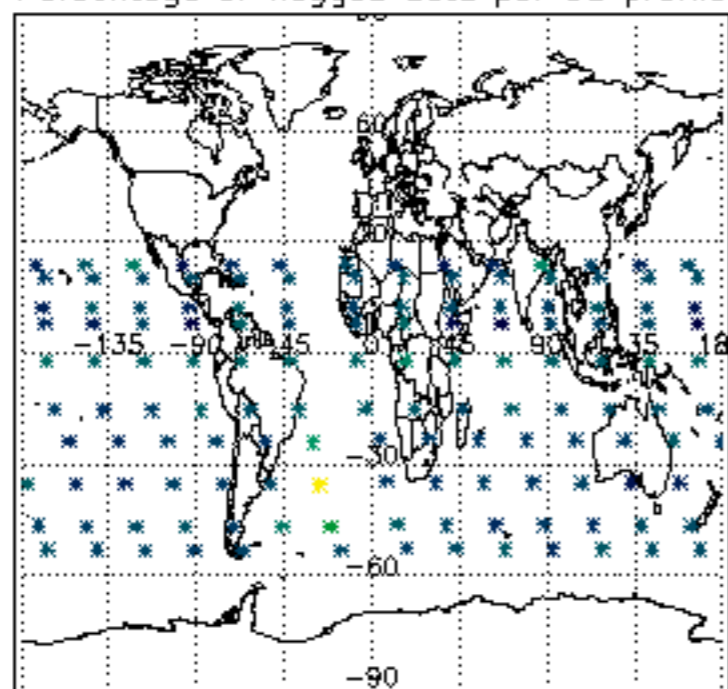
6. Auxiliary Data Files used for the production reported in section 2

The number reported in the third column indicates since which file (see list in section 2) the corresponding auxiliary file has been used. The fourth column is the date of those product files.

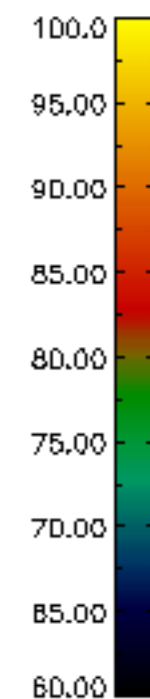
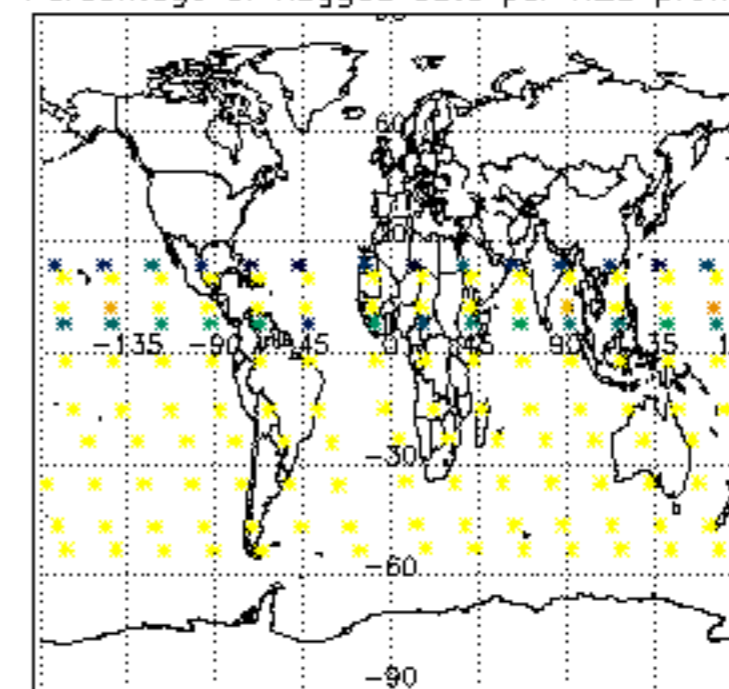
Type	Auxiliary Filename	Used since product	Used since product date
INST_PHYS_CHARACTERISTICS	GOM_INS_AXVIEC20091111_143220_20030716_120000_20500101_000000	1	08-MAR-2011 00:01:07
LEVEL-2_PROC_CONFIG	GOM_PR2_AXVIEC20091111_152718_20020301_000000_20500101_000000	1	08-MAR-2011 00:01:07
CROSS_SECTIONS_FILE	GOM_CRS_AXVIEC20091111_154832_20020301_000000_20500101_000000	1	08-MAR-2011 00:01:07



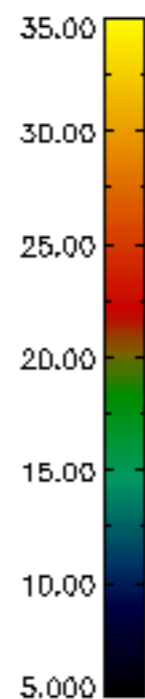
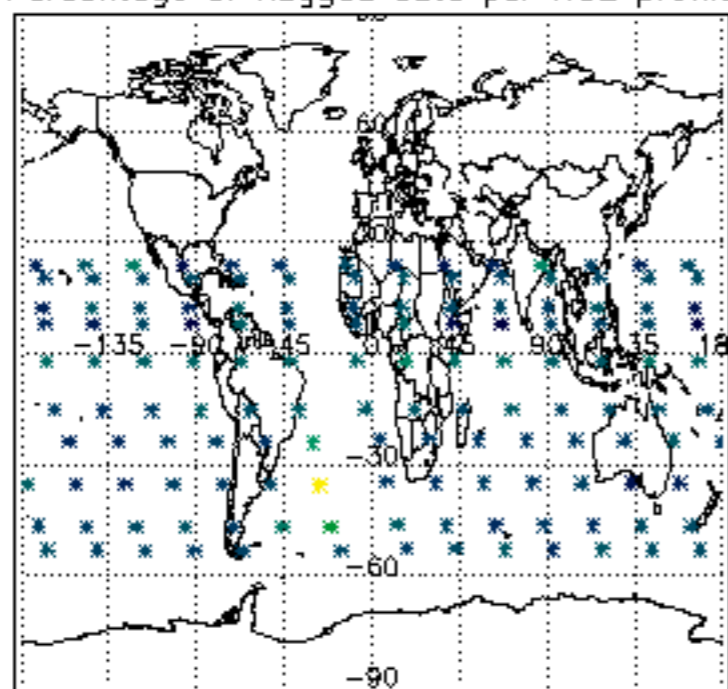
Percentage of flagged data per D3 profile



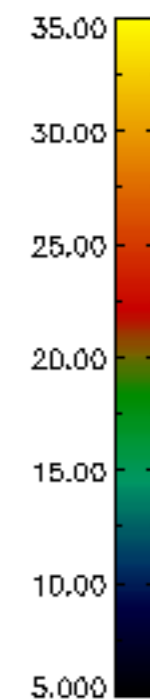
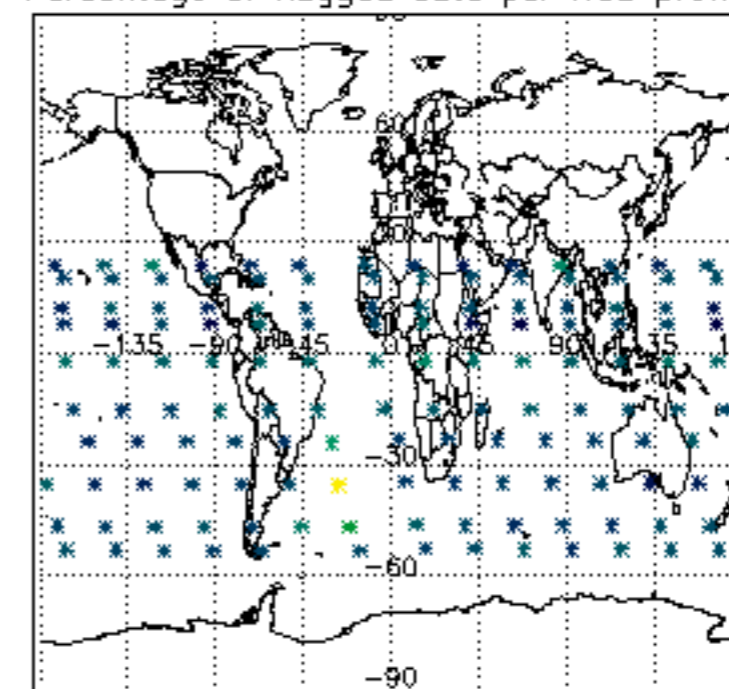
Percentage of flagged data per H2O profile

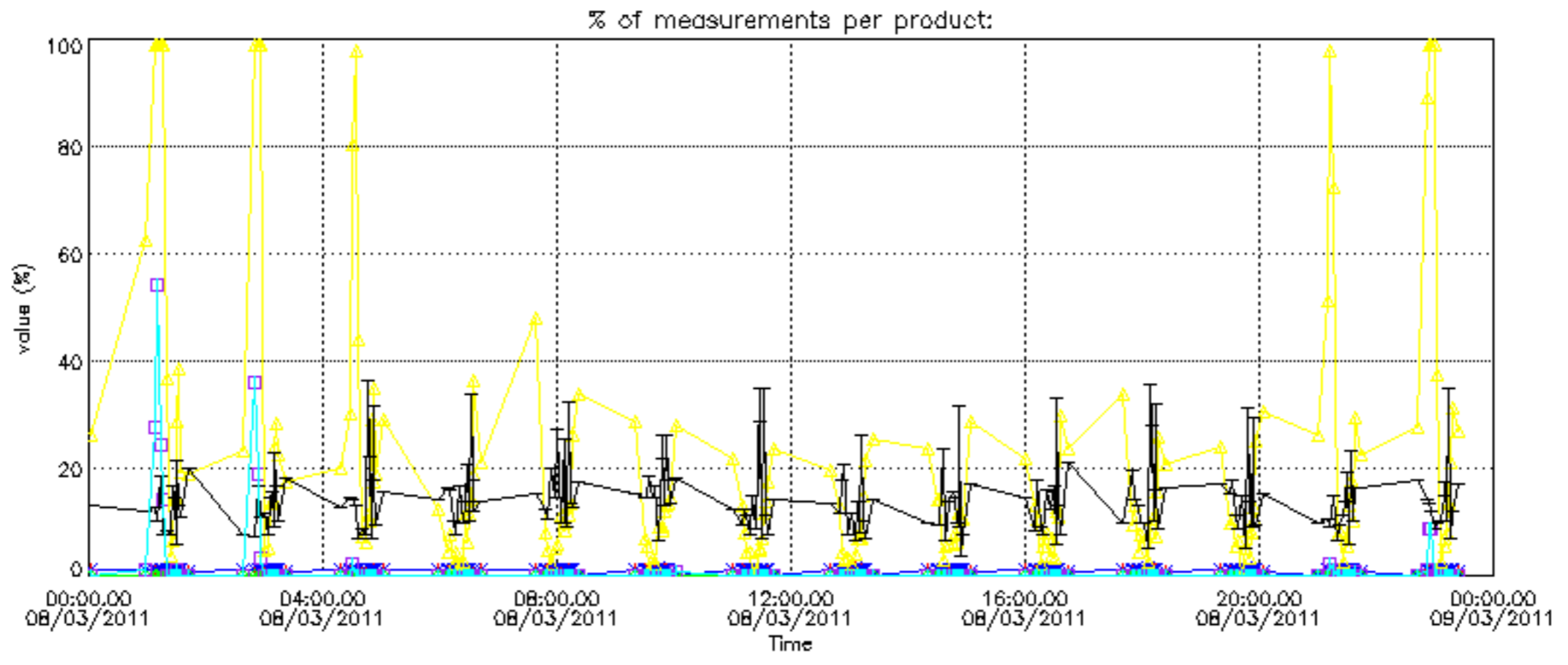


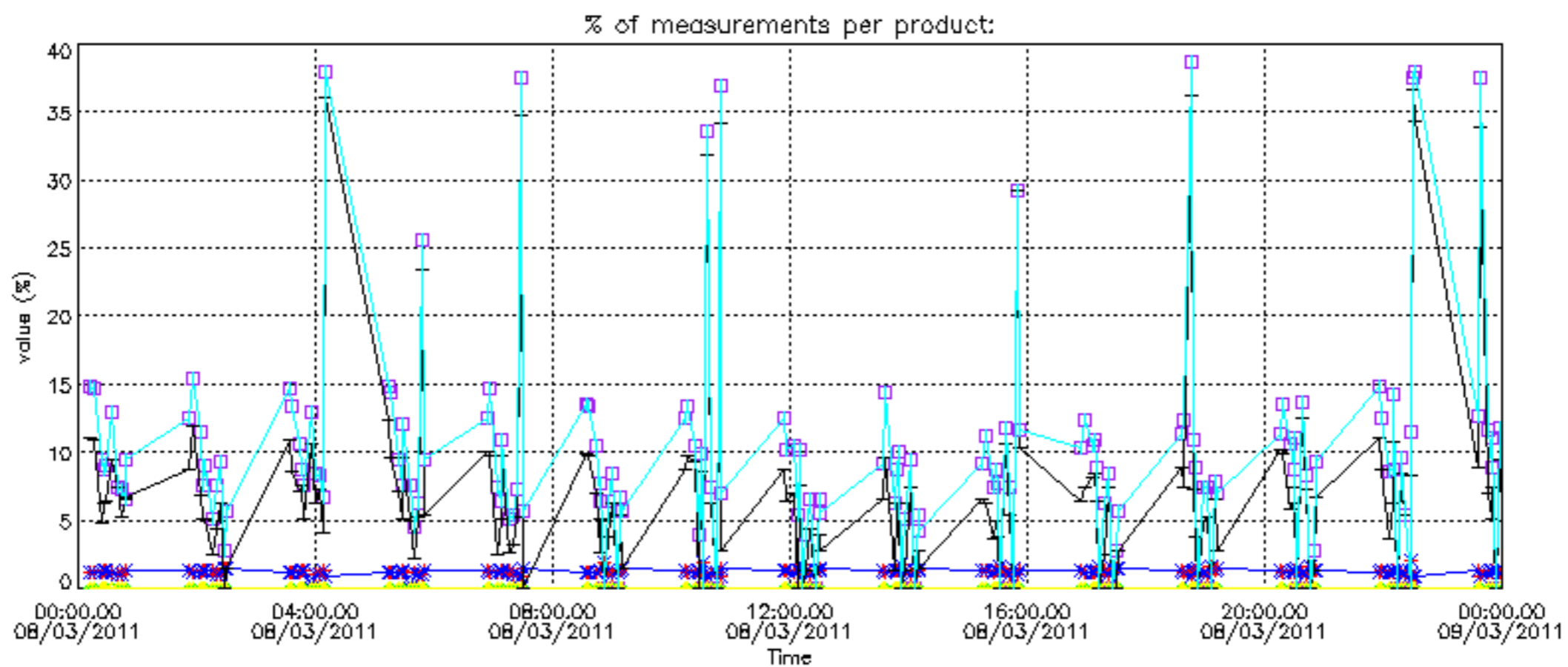
Percentage of flagged data per NO2 profile



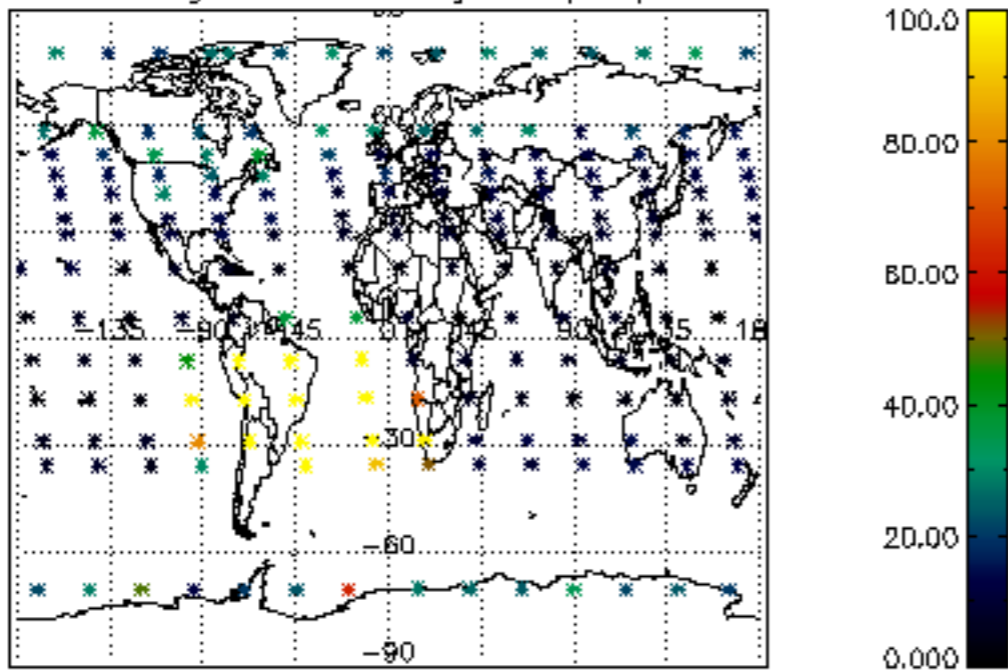
Percentage of flagged data per NO3 profile



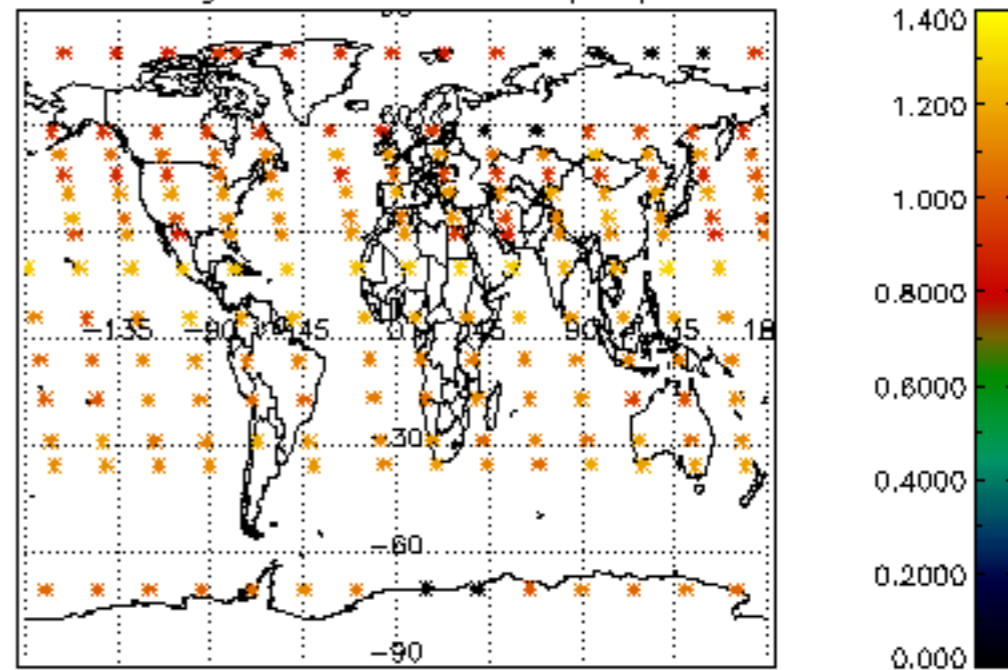




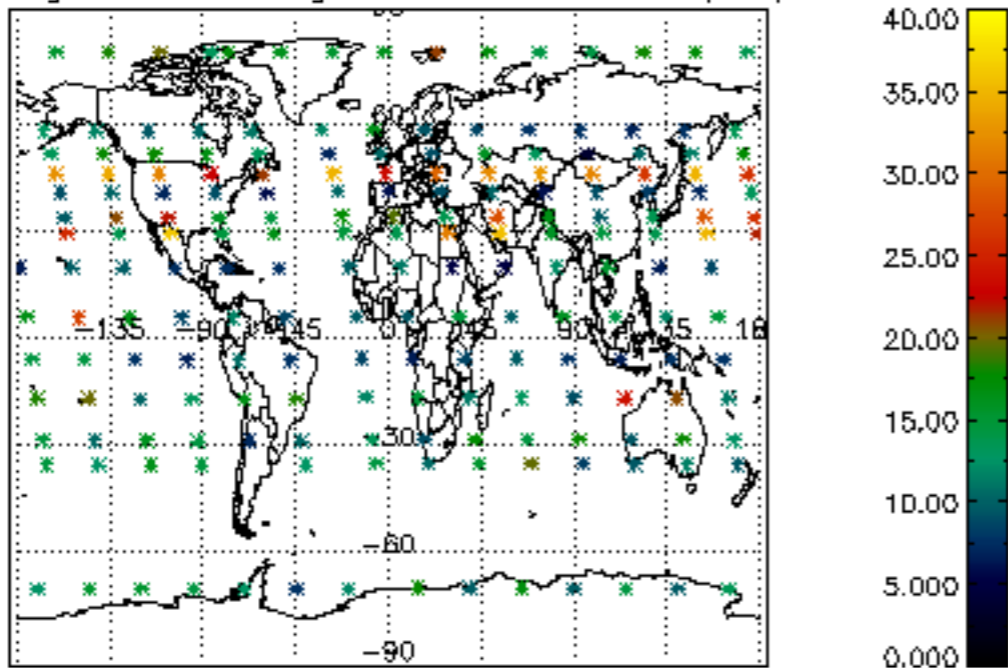
Percentage of cosmic ray hits per profile



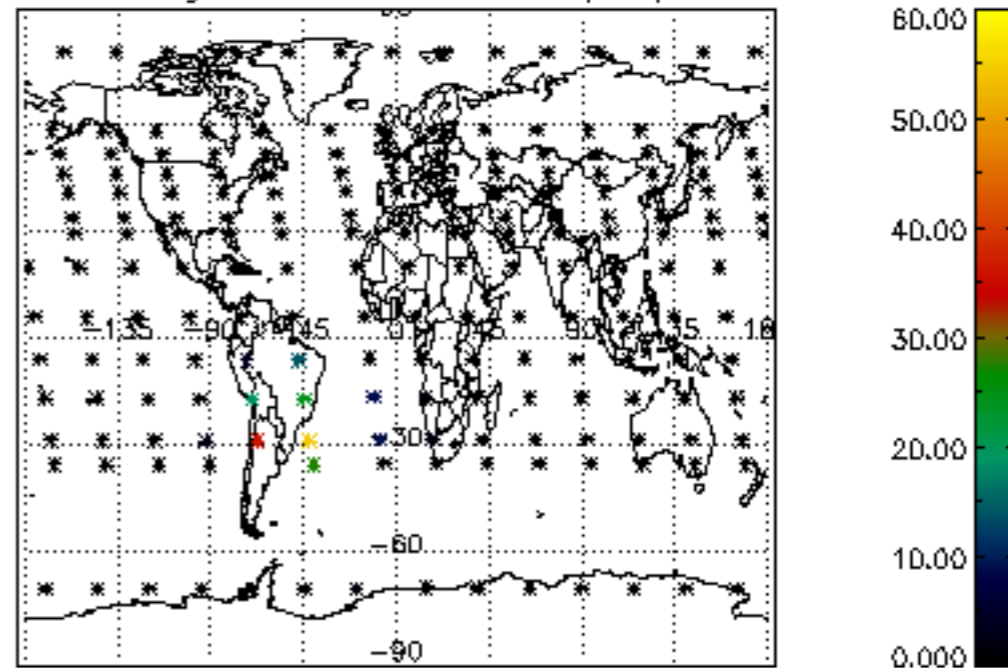
Percentage of datation errors per profile



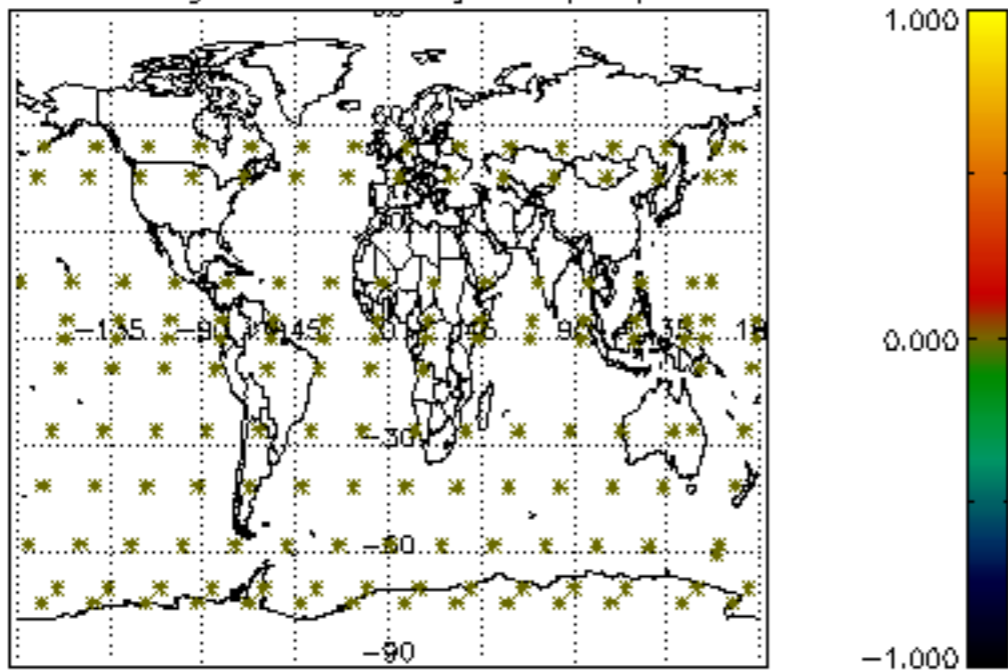
Percentage of star falling outside central band per profile



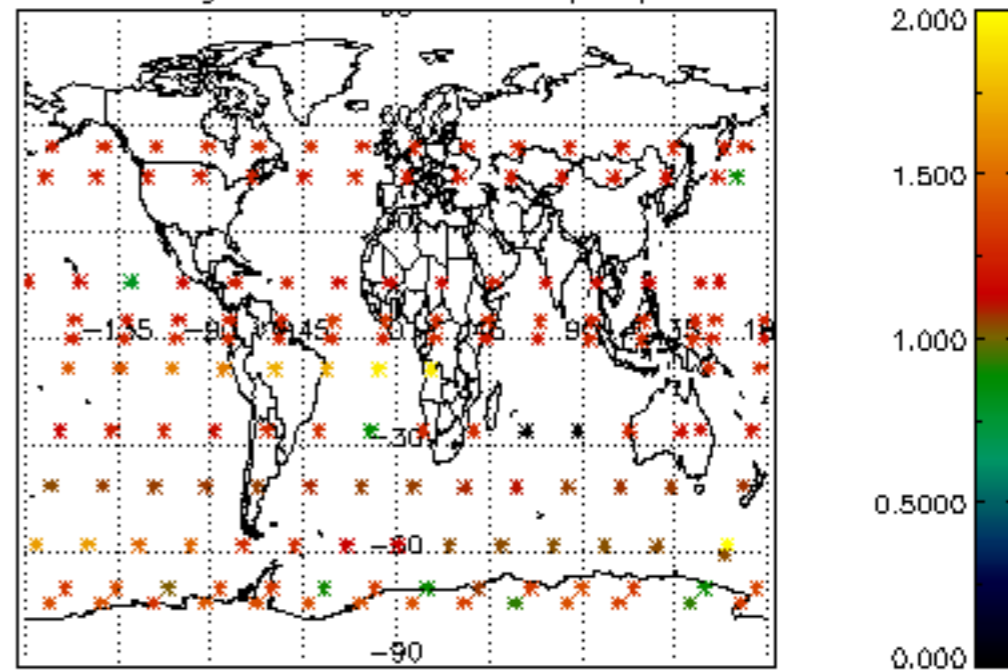
Percentage of saturation errors per profile



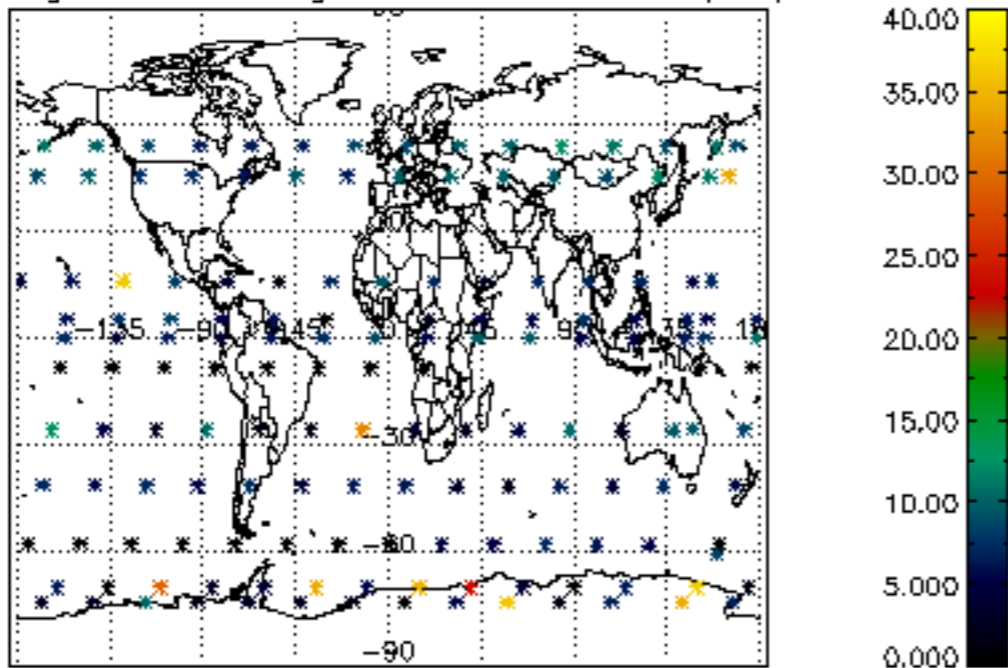
Percentage of cosmic ray hits per profile



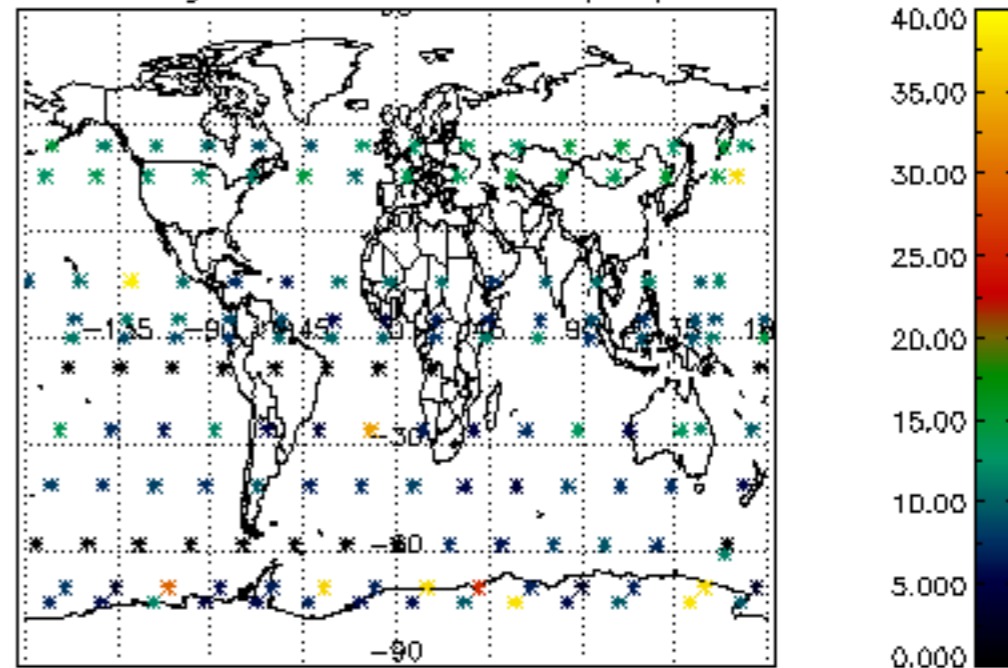
Percentage of datation errors per profile

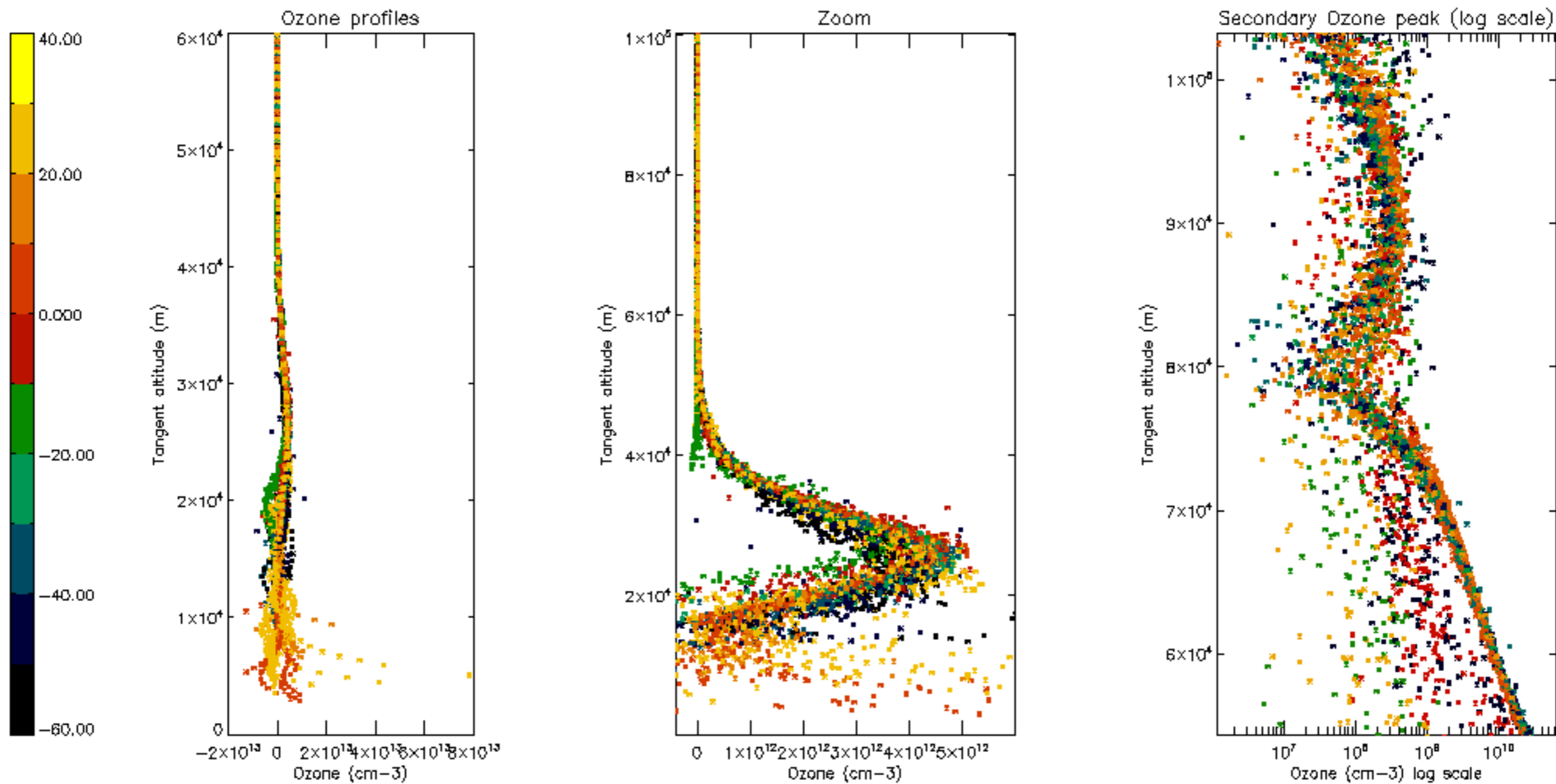


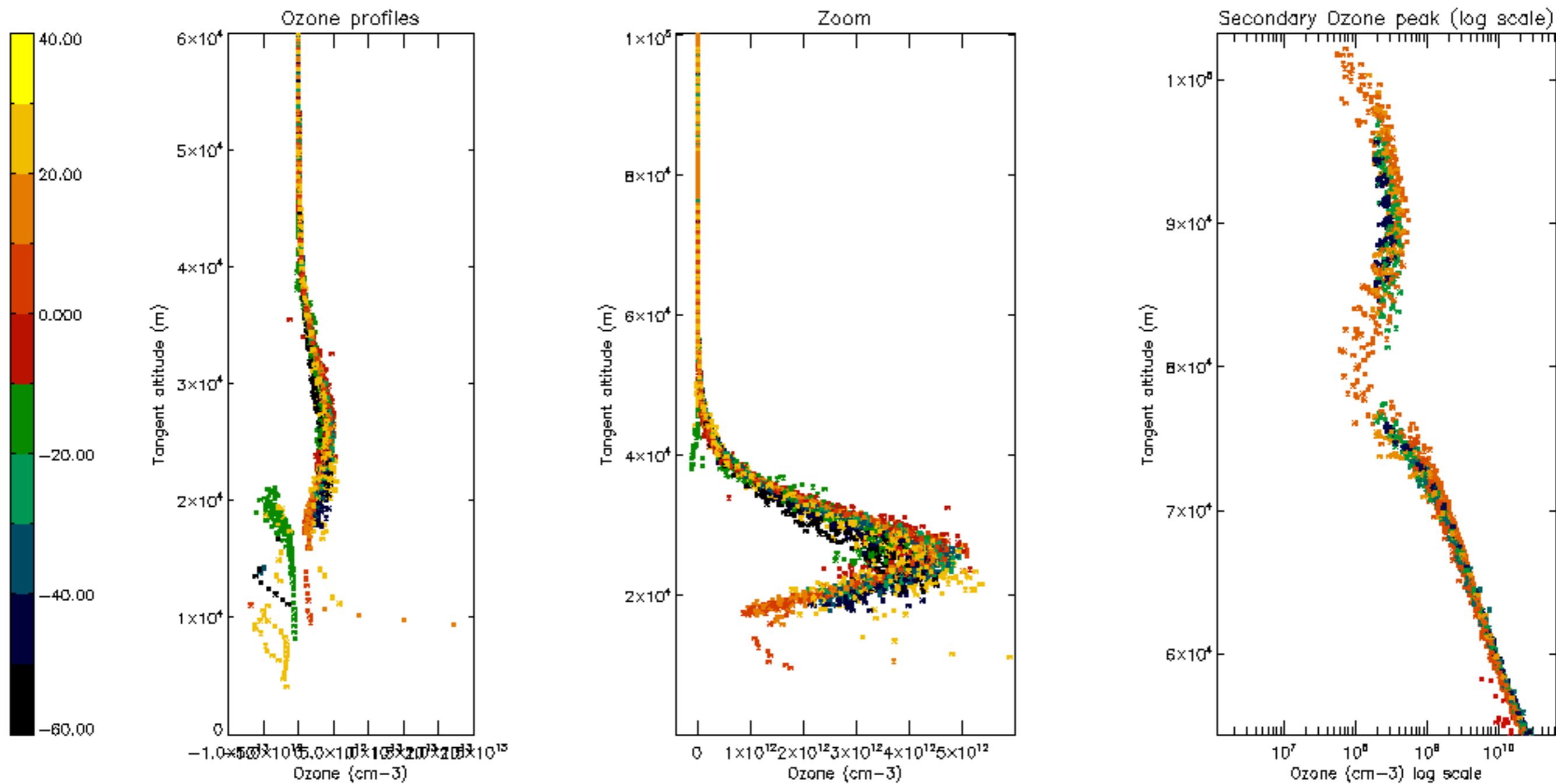
Percentage of star falling outside central band per profile

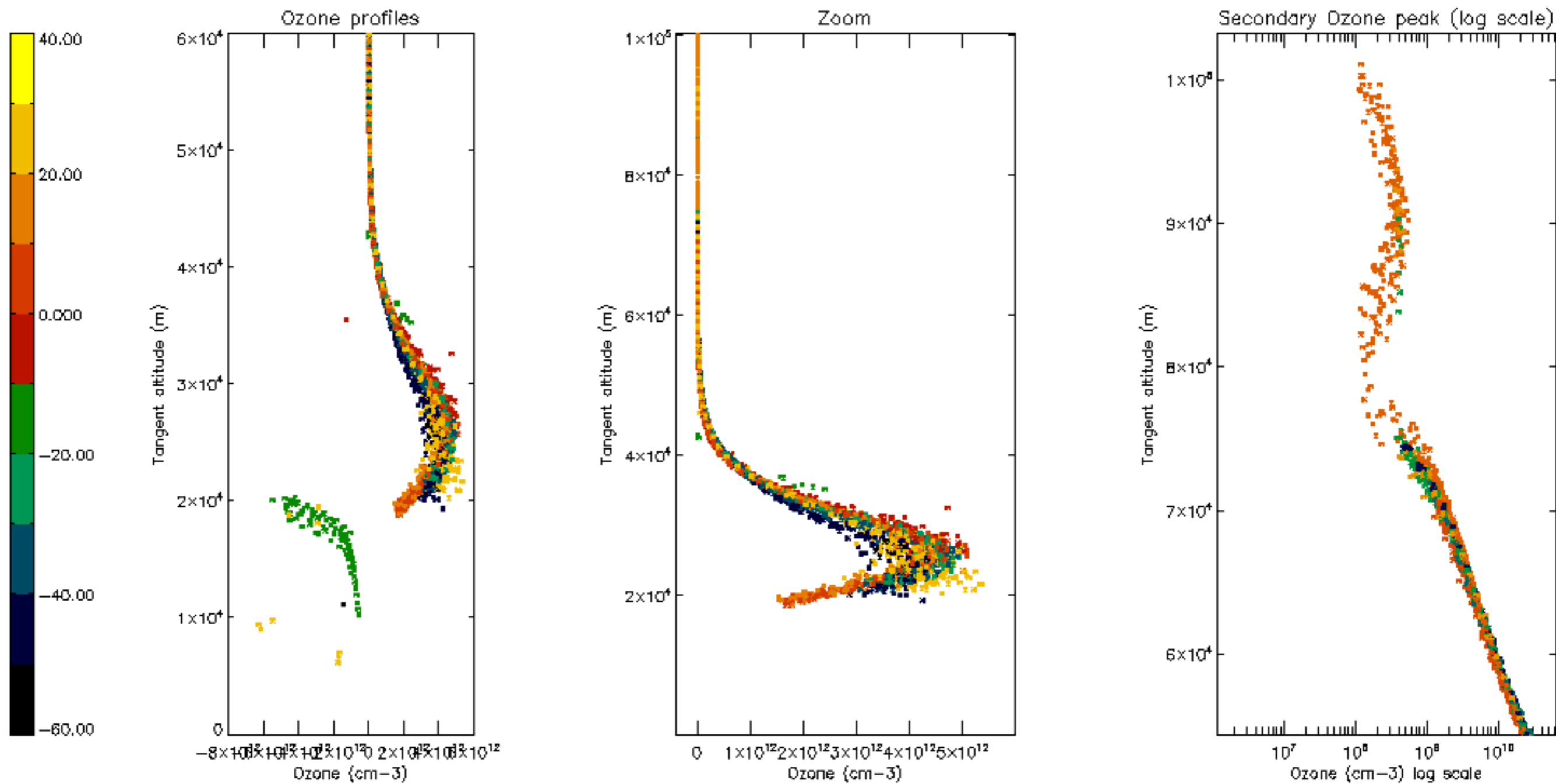


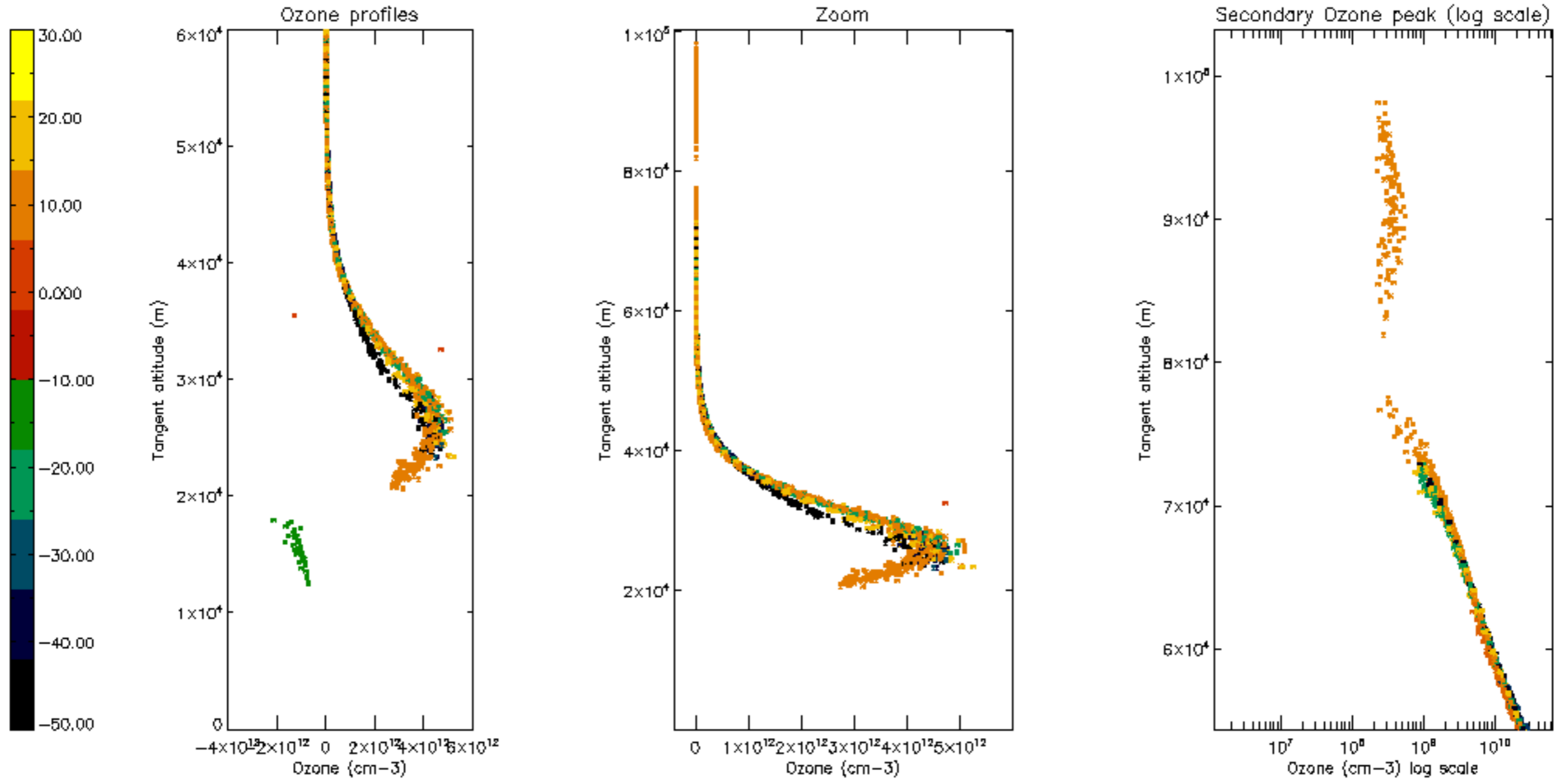
Percentage of saturation errors per profile

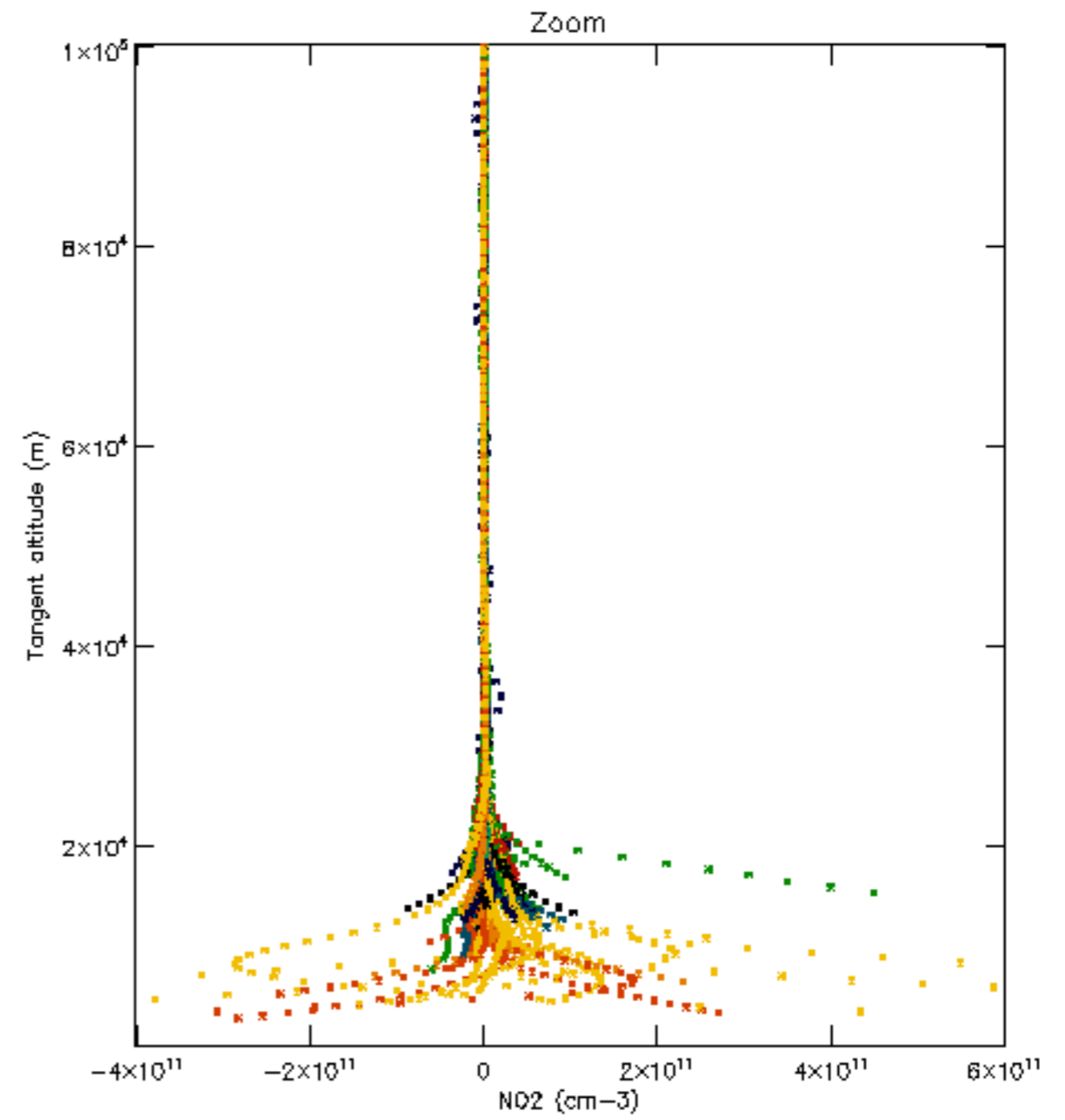
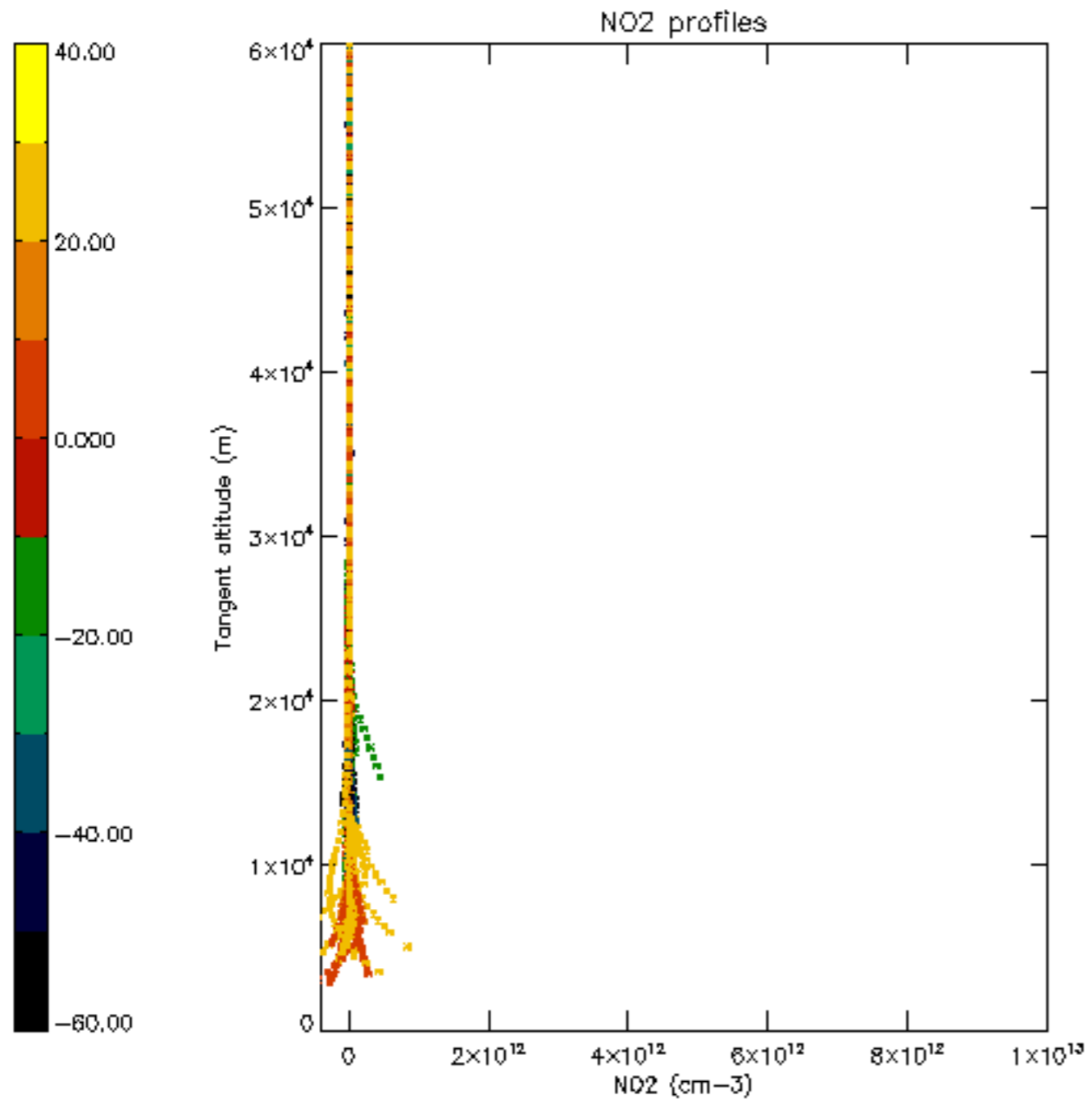


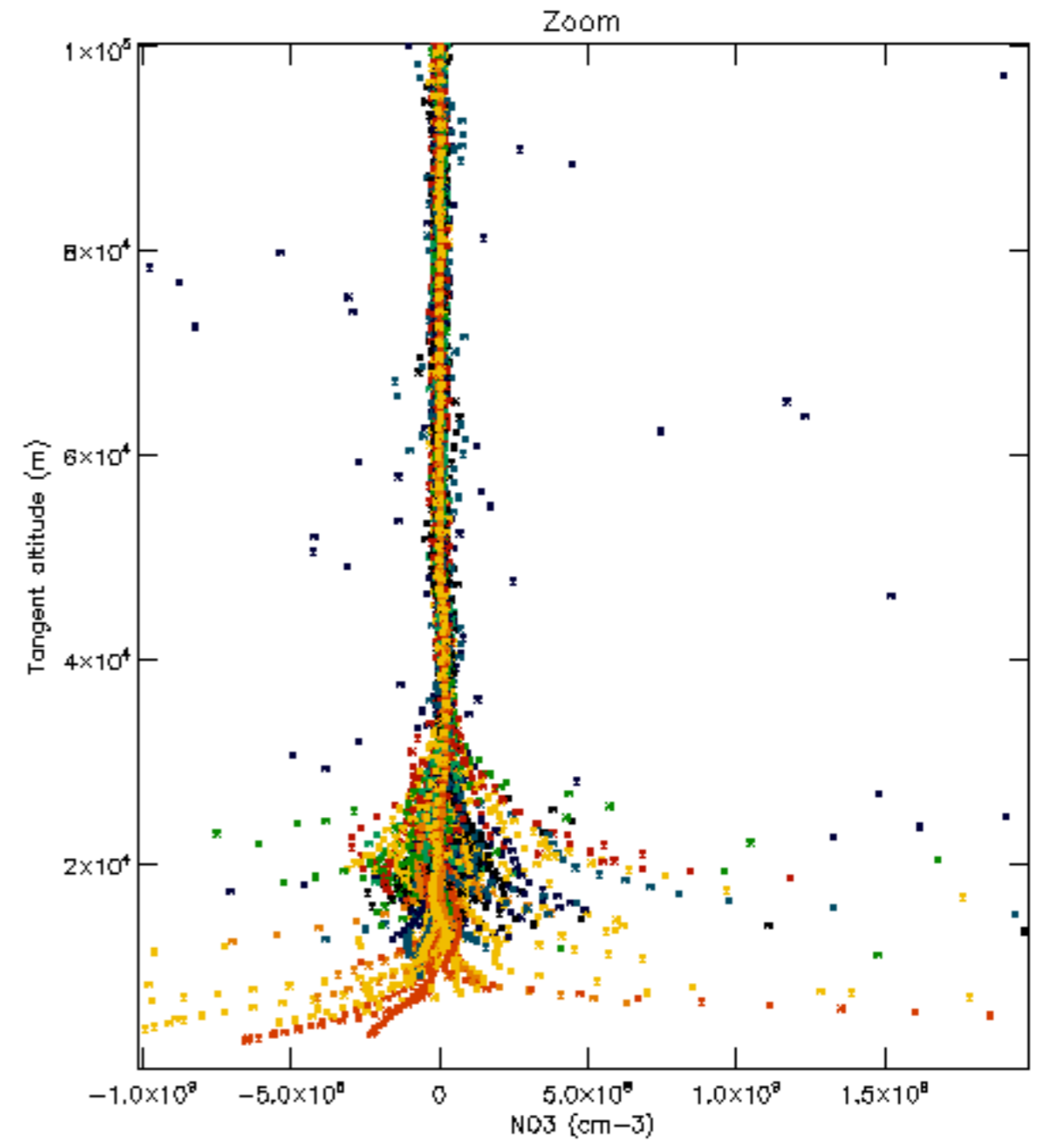
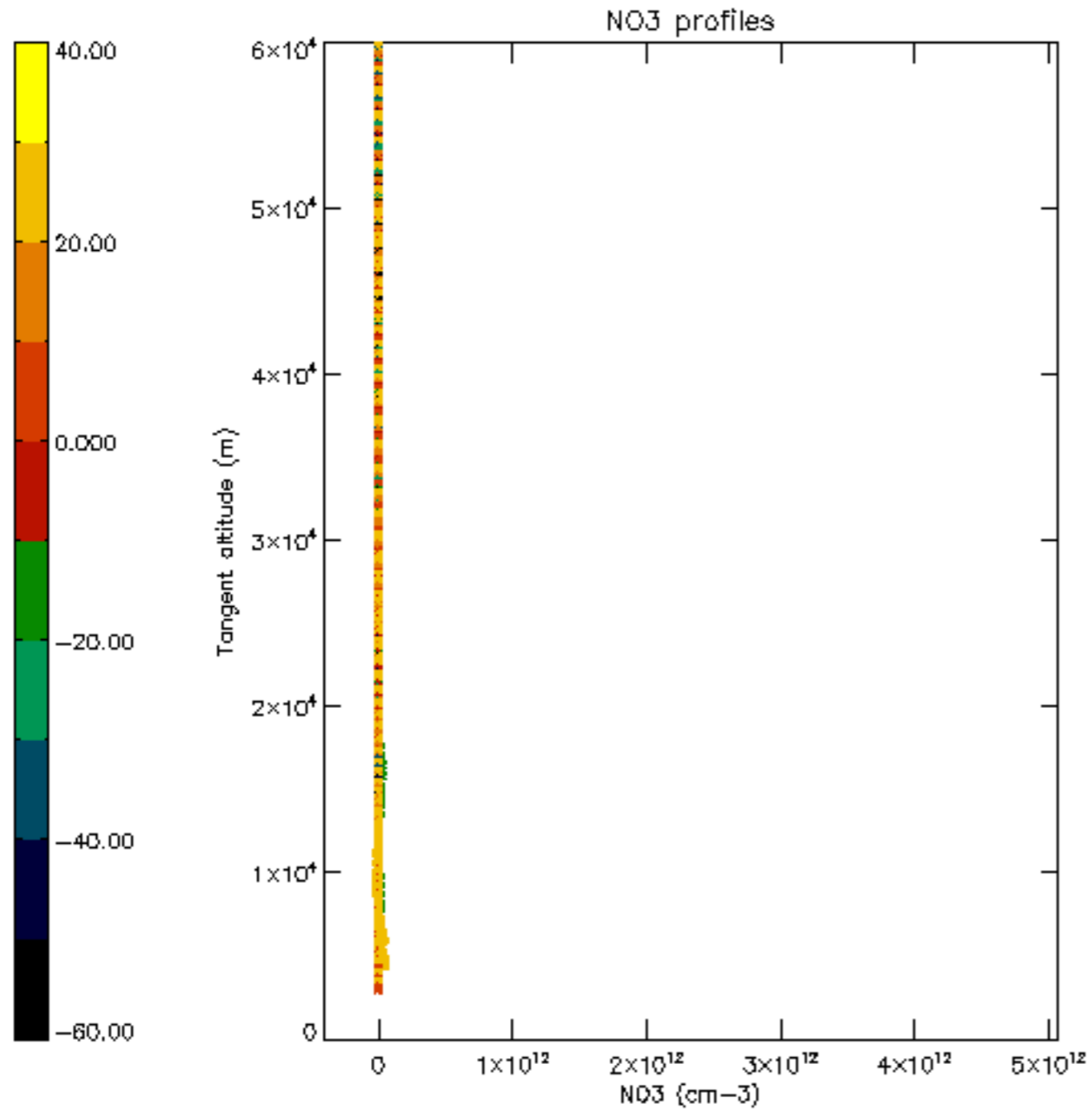


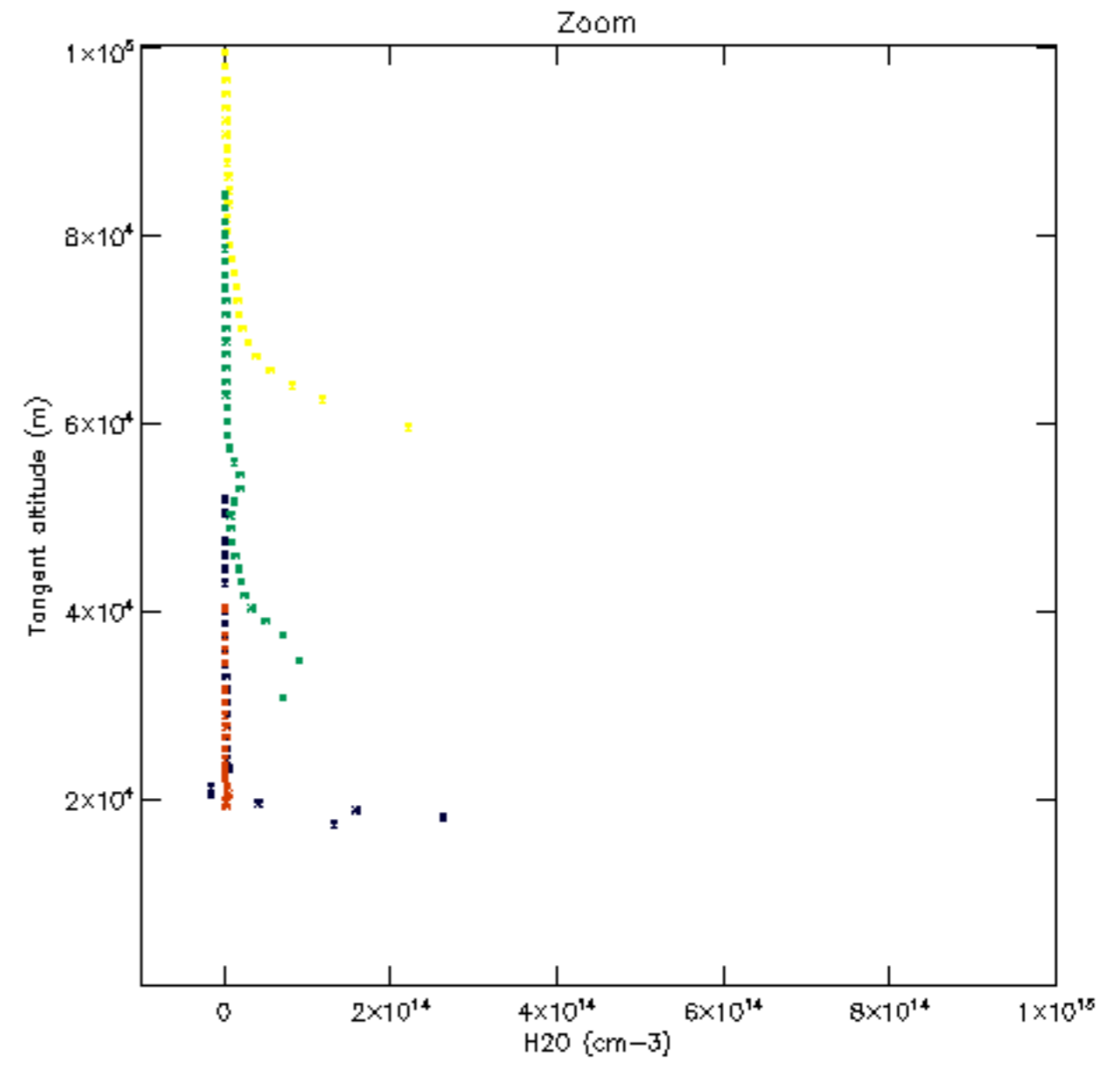
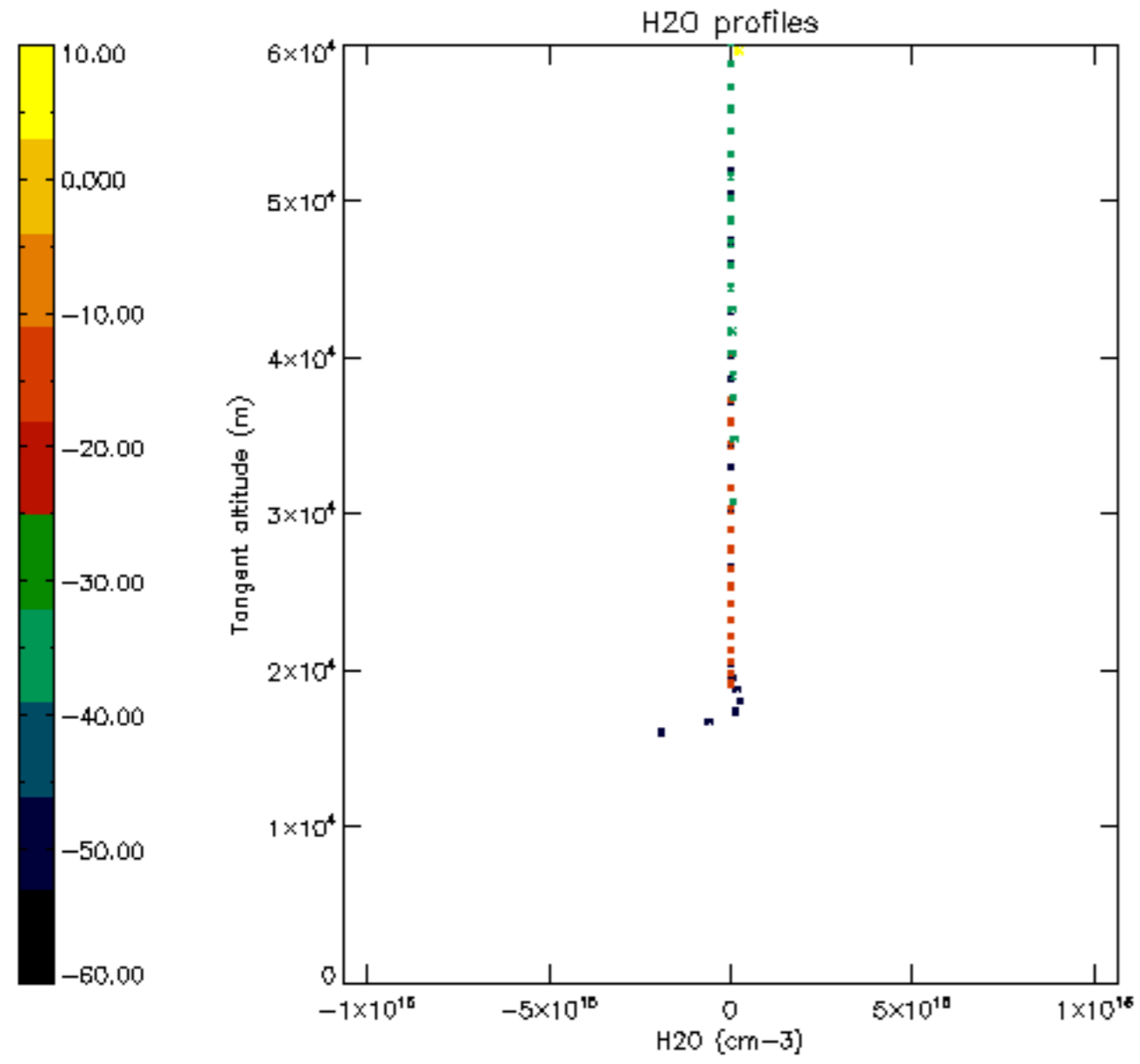


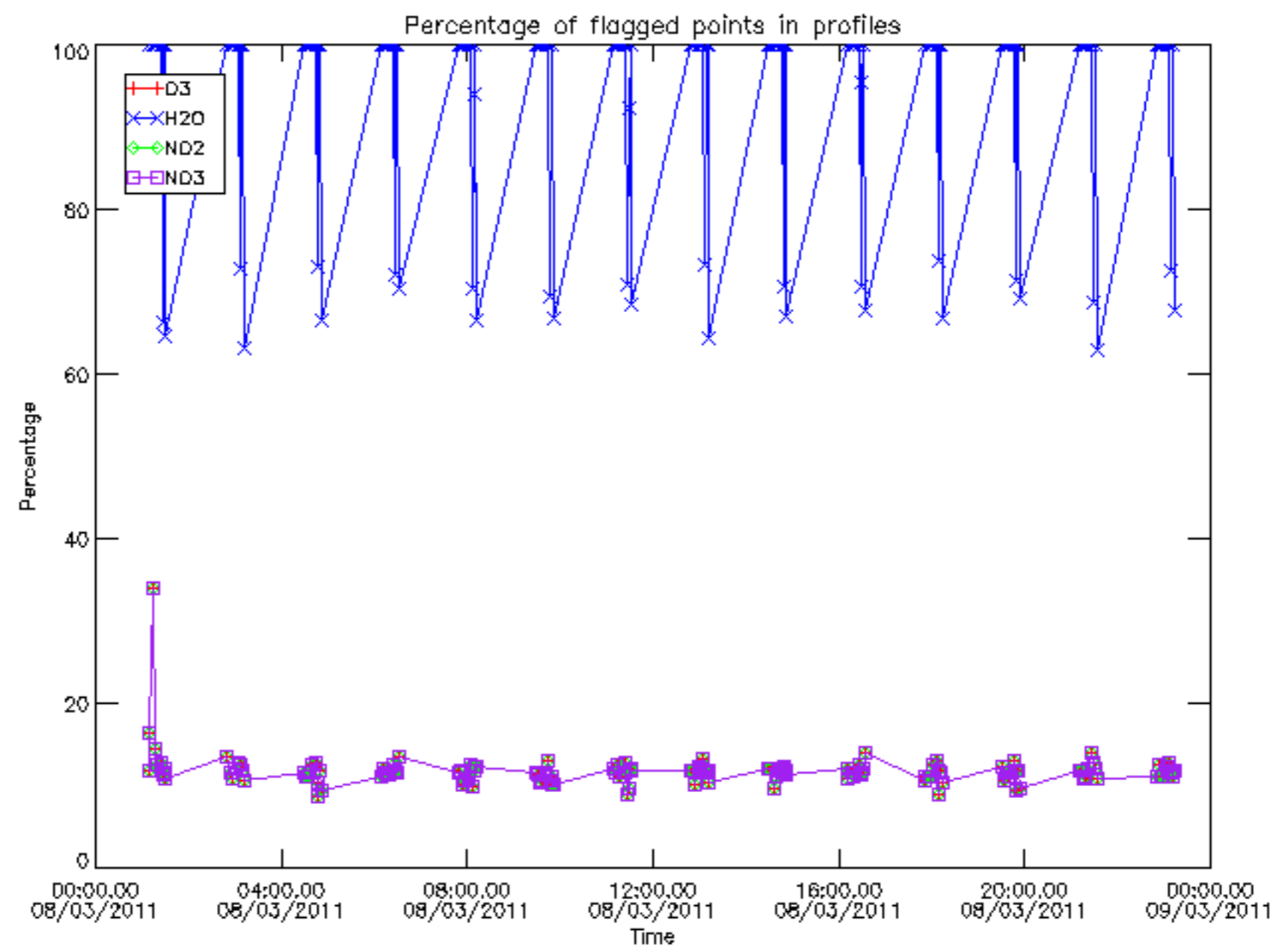




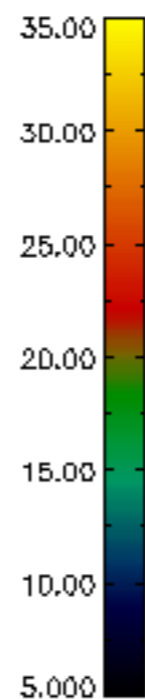
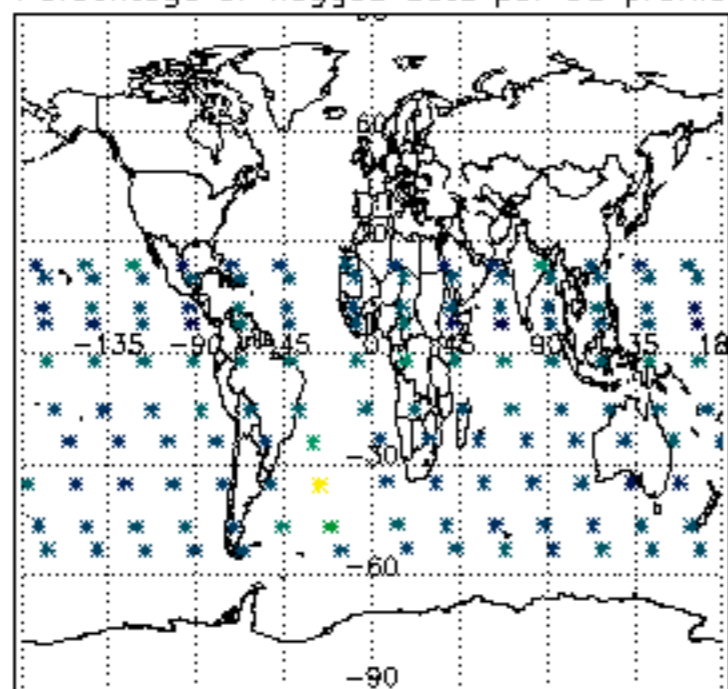




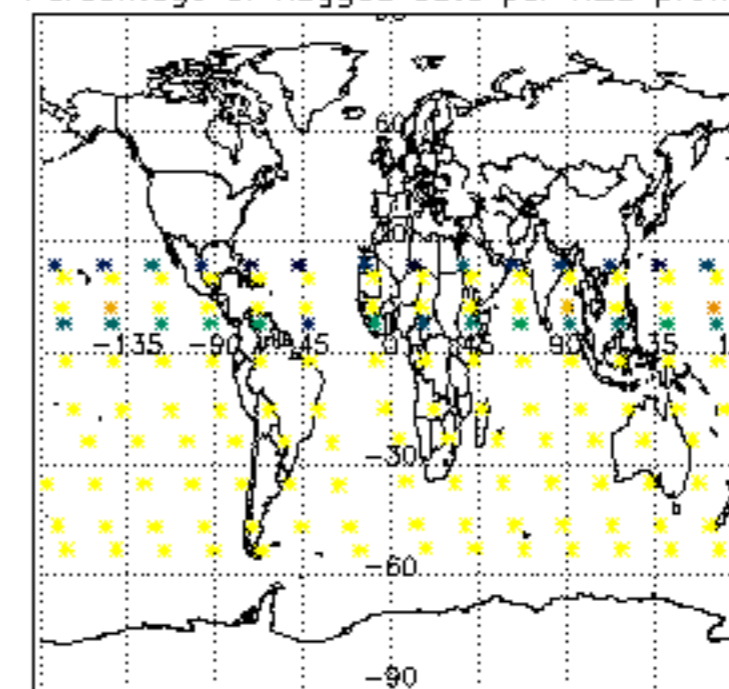




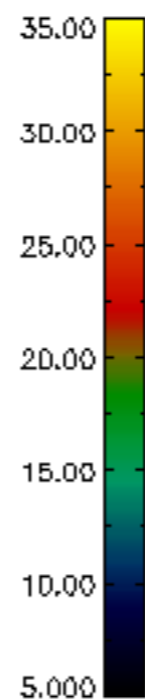
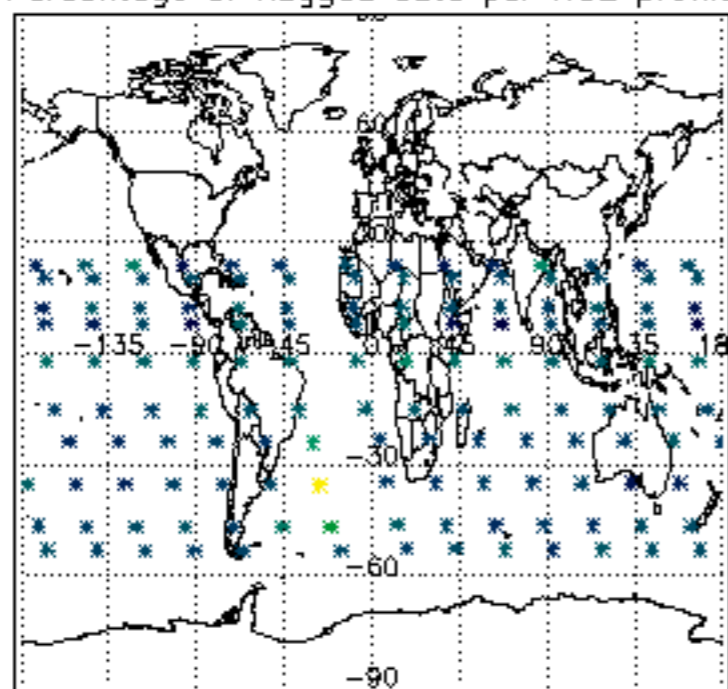
Percentage of flagged data per D3 profile



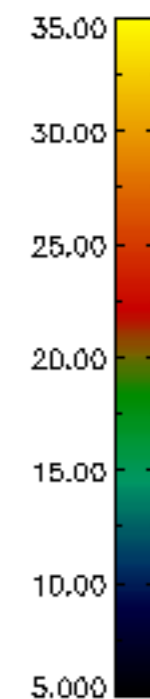
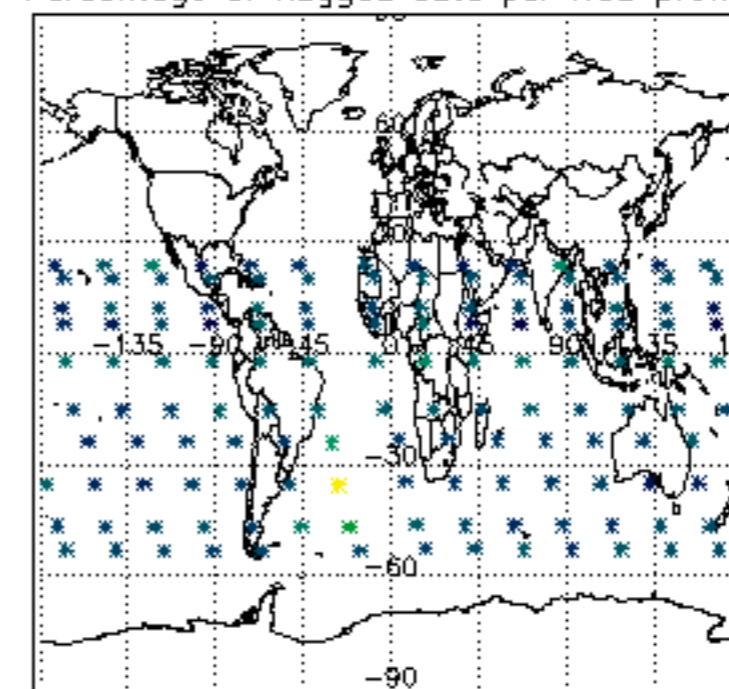
Percentage of flagged data per H2O profile

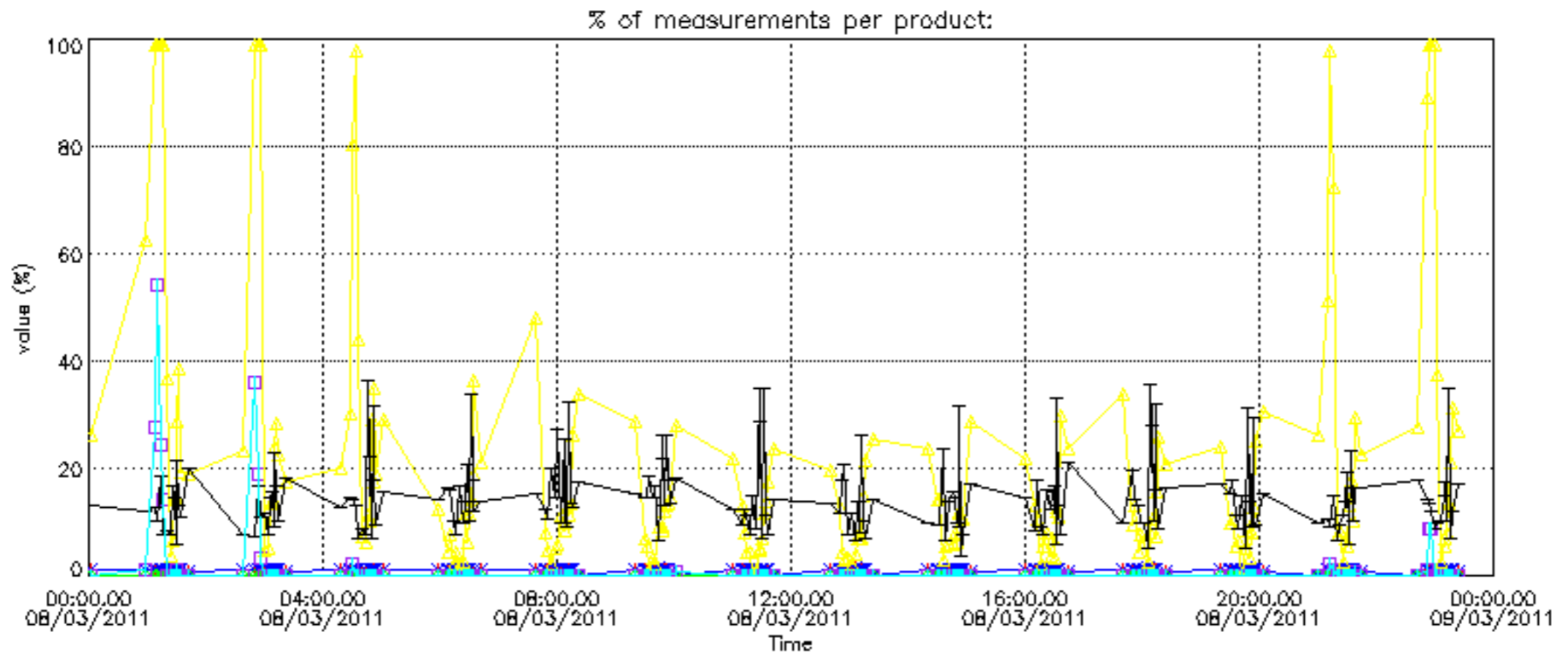


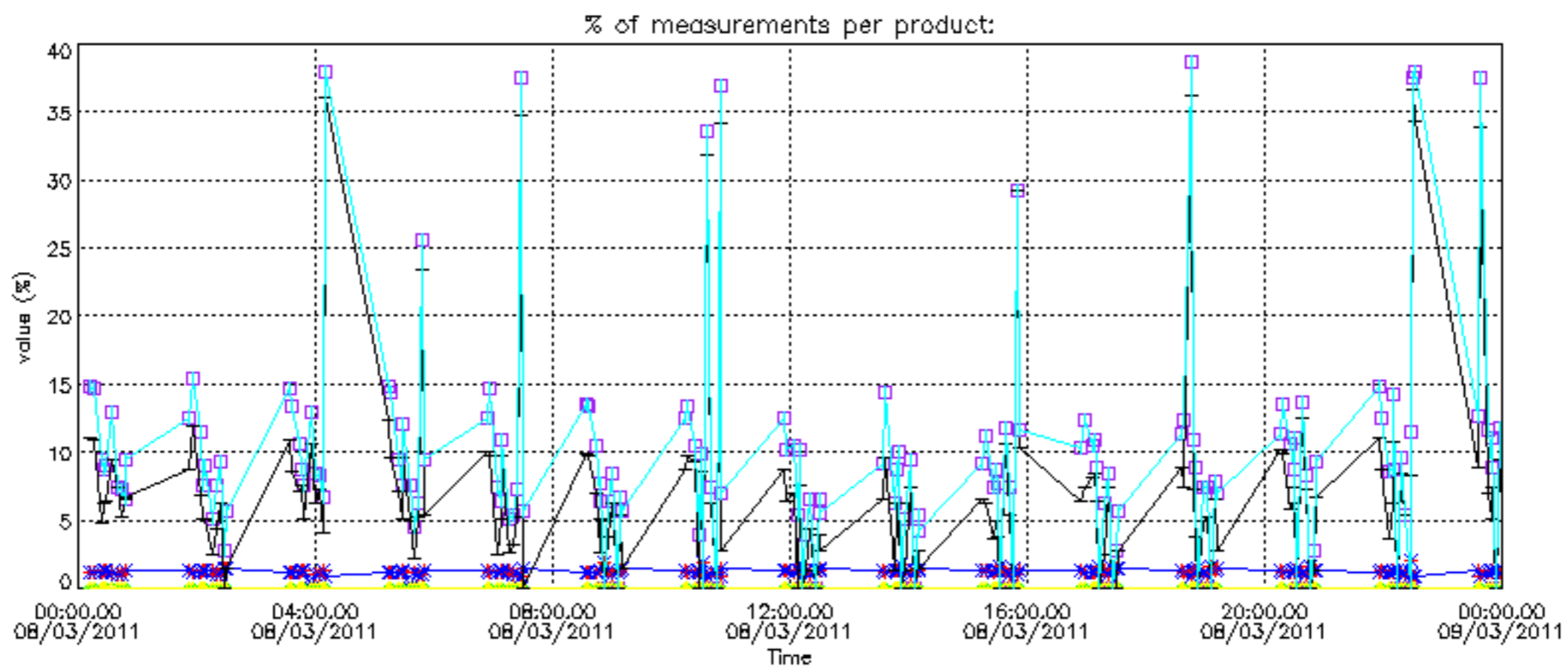
Percentage of flagged data per NO2 profile



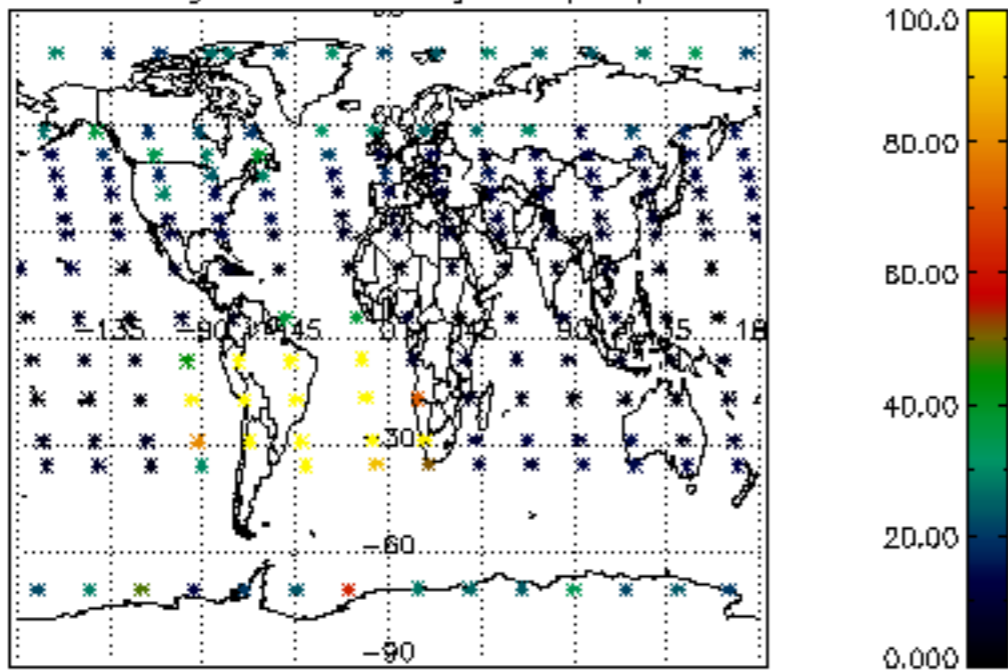
Percentage of flagged data per NO3 profile



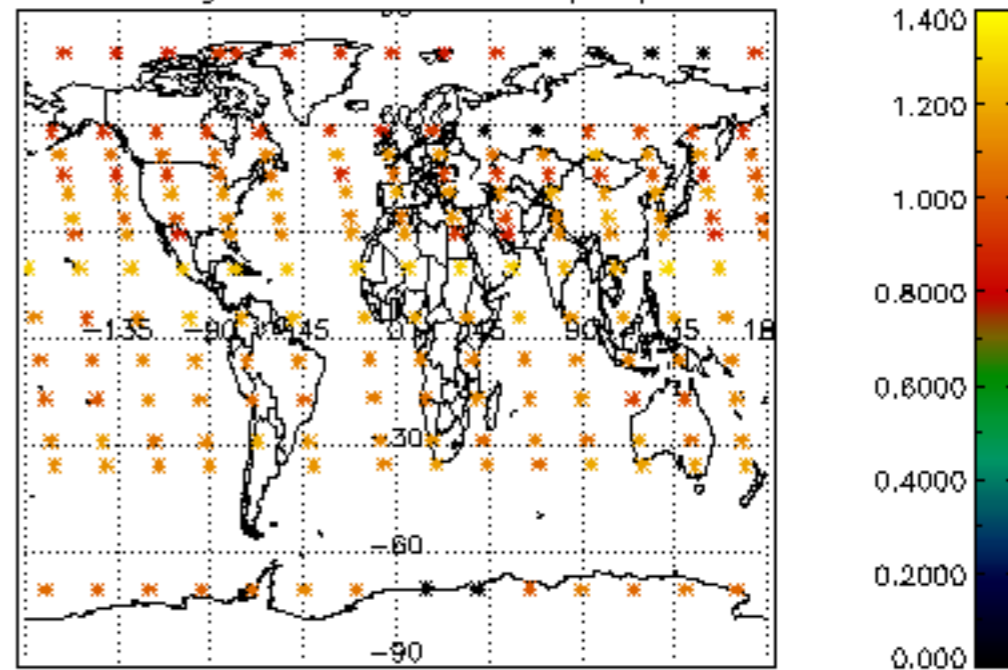




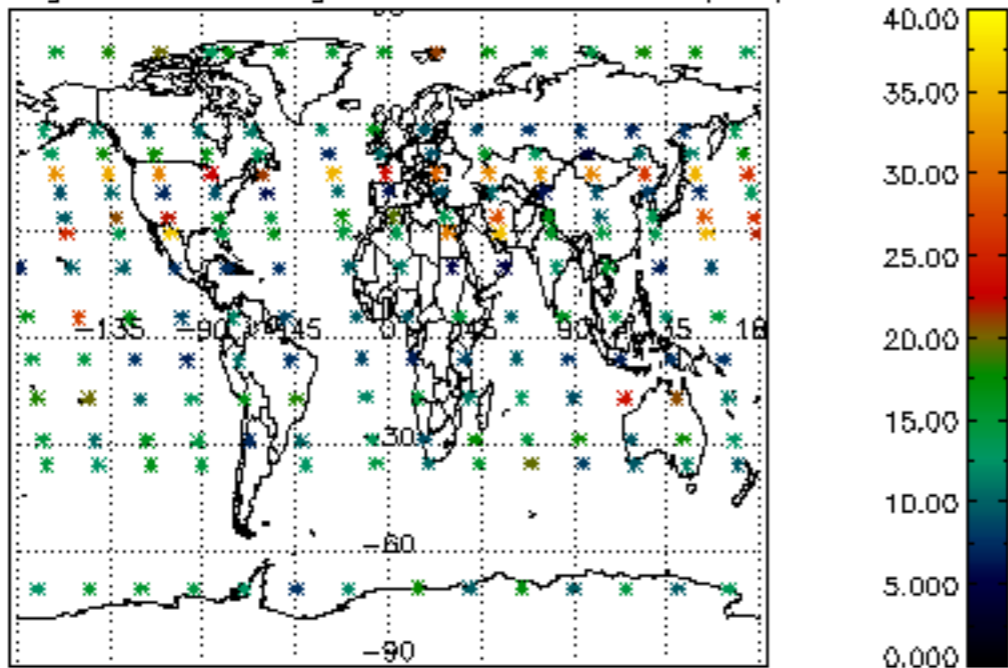
Percentage of cosmic ray hits per profile



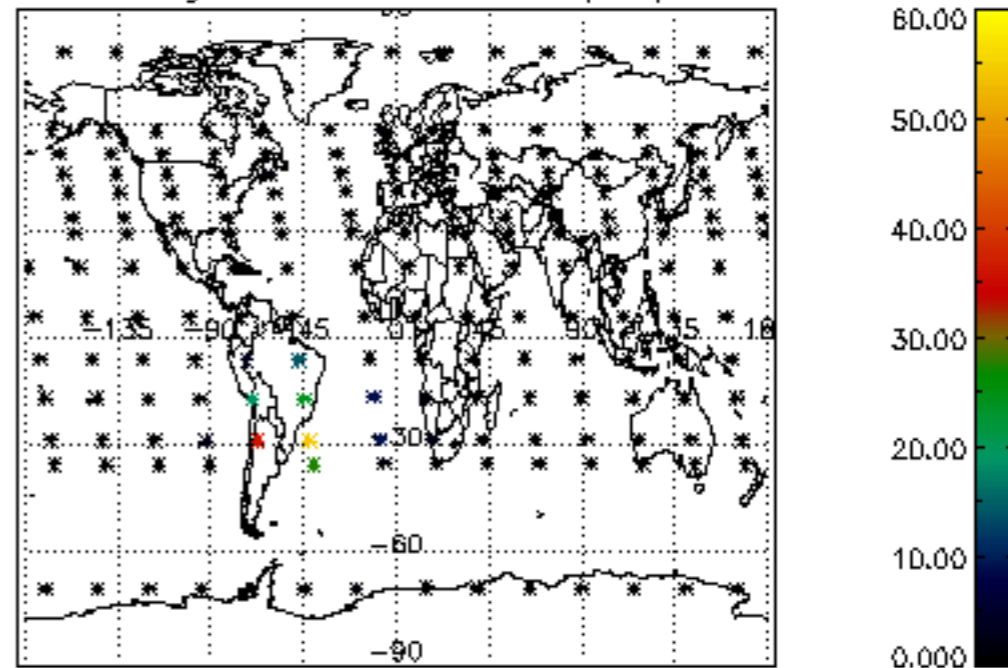
Percentage of datation errors per profile



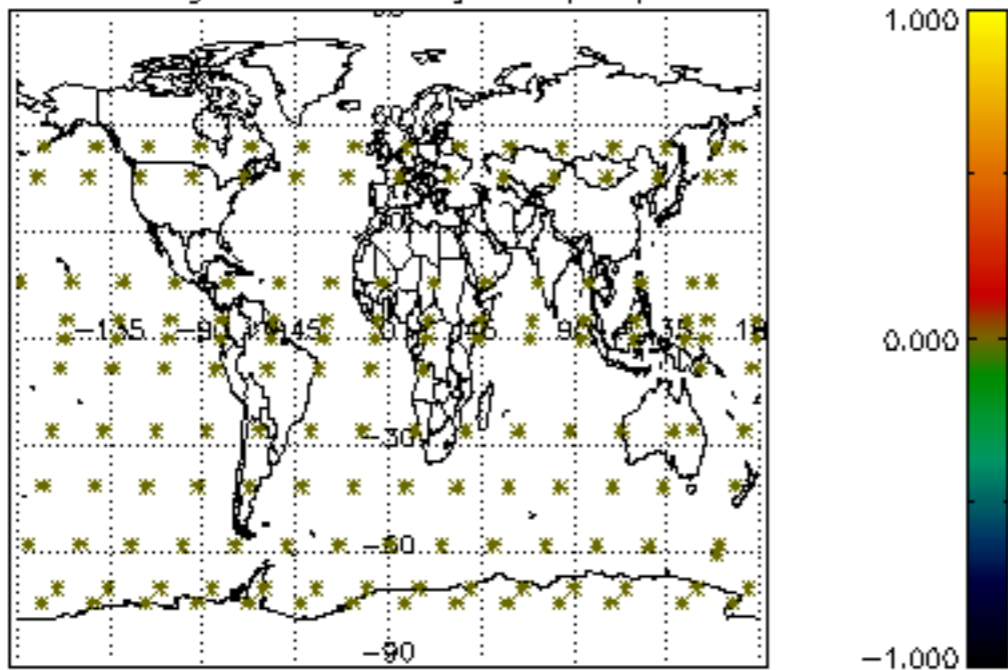
Percentage of star falling outside central band per profile



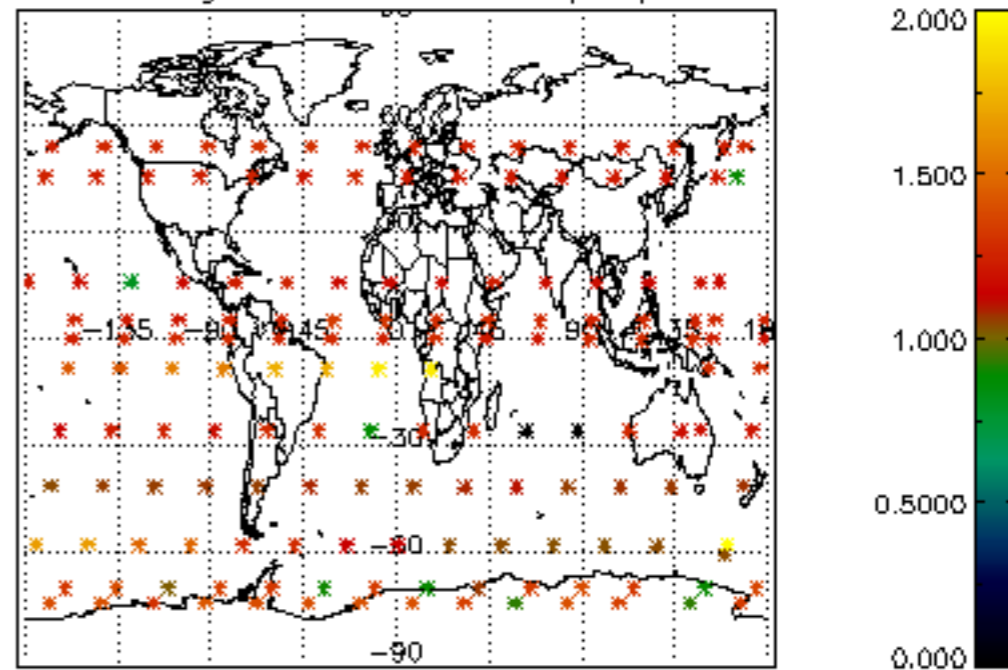
Percentage of saturation errors per profile



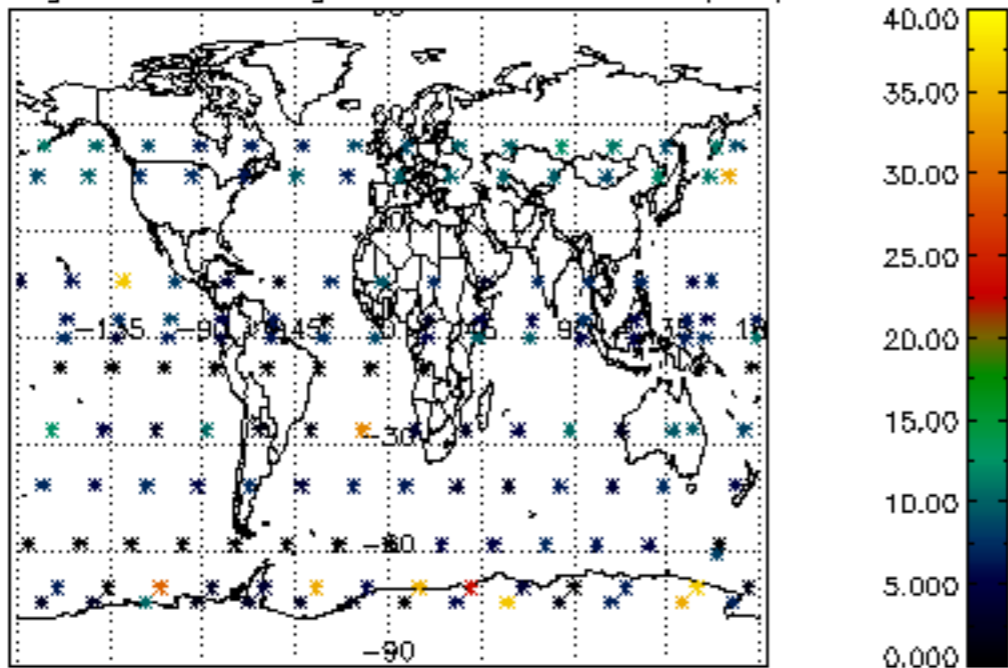
Percentage of cosmic ray hits per profile



Percentage of datation errors per profile



Percentage of star falling outside central band per profile



Percentage of saturation errors per profile

