

GOMOS Level 2 Daily Report

SUMMARY

[1. General Info](#)

[2. Summary of processed GOM_NL_2P products](#)

[3. Level 2 Quality information per product](#)

[3.1 Plot of level 2 quality information per product \(time dependant\)](#)

[3.2 Plot of level 2 quality information per product \(world map\)](#)

[4. Level 1 Quality information per product \(stored on level 2 products\)](#)

[4.1 Plot of level 1 quality information per product \(time dependant\)](#)

[4.1.1 Plot of level 1 quality information per product \(time dependant\): ASCENDING](#)

[4.1.2 Plot of level 1 quality information per product \(time dependant\): DESCENDING](#)

[4.2 Plot of level 1 quality information per product \(world map\)](#)

[4.2.1 Plot of level 1 quality information per product \(world map\): ASCENDING](#)

[4.2.2 Plot of level 1 quality information per product \(world map\): DESCENDING](#)

[5. Ozone profiles based on quality statistics and other trace gas profiles](#)

[5.1 Ozone statistics based on quality of products](#)

[5.2 Plot ozone profiles for all STD \(dark without errors\)](#)

[5.3 Plot ozone profiles where STD < 20% \(dark without errors\)](#)

[5.4. Plot ozone profiles where STD < 10% \(dark without errors\)](#)

[5.5. Plot ozone profiles where STD < 5% \(dark without errors\)](#)

[5.6 Plot NO2 profiles for all STD \(dark without errors\)](#)

[5.7 Plot NO3 profiles for all STD \(dark without errors\)](#)

[5.8 Plot H2O profiles \(only for occultations of stars 1,2,3,4,13,14,16,26,63 dark without errors\) for all STD](#)

[6. Auxiliary Data Files used for the production reported in section 2](#)

This report presents the daily analysis on parameters extracted from GOMOS level 2 data (GOM_NL__2P). It is intended to monitor some important parameters that will impact the quality of these products. A list of level 2 products (and content) that have arrived during the reporting day to the PCF is also given.

Item	Value
Time of report generation	24APR2013 10:58:44
Data source version	GOMOS/6.01
Start time of products	06-03-2011 (06MAR2011 00:00:00)
Stop time of products	07-03-2011 (07MAR2011 00:00:00)
Store outputs in DB	Yes
Nb of level 2 prods	329
Nb of prods with errors	0

2. Summary of processed GOM_NL__2P products.

Nr	Filename	UTC Start time	Limb	Duration	Star Id	Star Name	Star Mag	Star Temp	Nb Meas	Orbit	Prod. error
1	GOM_NL__2PRFIN20110306_000111_000000413100_00131_47128_3423.N1	06-MAR-2011 00:01:11	Bright	41.000	36	50Alp UMa	1.8000	6300.0	82	47128	No
2	GOM_NL__2PRFIN20110306_000822_000000413100_00131_47128_3424.N1	06-MAR-2011 00:08:22	Bright	41.000	60	7Bet UMi	2.0810	3950.0	82	47128	No
3	GOM_NL__2PRFIN20110306_001252_000000473100_00131_47128_3425.N1	06-MAR-2011 00:12:52	Bright	47.000	119	14Eta Dra	2.7270	4700.0	94	47128	No
4	GOM_NL__2PRFIN20110306_001728_000000483100_00131_47128_3426.N1	06-MAR-2011 00:17:28	Bright	47.500	130	23Bet Dra	2.7990	5800.0	95	47128	No
5	GOM_NL__2PRFIN20110306_002049_000000363100_00131_47128_3427.N1	06-MAR-2011 00:20:49	Bright	36.000	144	18Del Cyg	2.8600	11000.	72	47128	No
6	GOM_NL__2PRFIN20110306_002256_000000443100_00131_47128_3428.N1	06-MAR-2011 00:22:56	Bright	44.000	5	3Alp Lyr	0.033000	11000.	88	47128	No
7	GOM_NL__2PRFIN20110306_003055_000000433100_00131_47128_3429.N1	06-MAR-2011 00:30:55	Bright	42.500	168	17Zet Aql	2.9860	11000.	85	47128	No
8	GOM_NL__2PRFIN20110306_004053_000000453100_00131_47128_3430.N1	06-MAR-2011 00:40:53	Dark	45.000	155	41Pi Sgr	2.9000	6600.0	90	47128	No
9	GOM_NL__2PRFIN20110306_004246_000000443100_00131_47128_3431.N1	06-MAR-2011 00:42:46	Dark	43.500	57	34Sig Sgr	2.0660	26000.	87	47128	No
10	GOM_NL__2PRFIN20110306_004559_000000493100_00131_47128_3432.N1	06-MAR-2011 00:45:59	Dark	49.000	38	20Eps Sgr	1.8360	11000.	98	47128	No
11	GOM_NL__2PRFIN20110306_004906_000000493100_00131_47128_3433.N1	06-MAR-2011 00:49:06	Dark	48.500	25	35Lam Sco	1.6200	28000.	97	47128	No
12	GOM_NL__2PRFIN20110306_005226_000000413100_00132_47129_4934.N1	06-MAR-2011 00:52:26	Dark	40.500	141	Bet Ara	2.8400	4600.0	81	47129	No
13	GOM_NL__2PRFIN20110306_005859_000000543100_00132_47129_4935.N1	06-MAR-2011 00:58:59	Dark	53.500	4	Alp1Cen	-0.010000	5800.0	107	47129	No
14	GOM_NL__2PRFIN20110306_010017_000000473100_00132_47129_4936.N1	06-MAR-2011 01:00:17	Dark	46.500	10	Bet Cen	0.61000	28000.	93	47129	No
15	GOM_NL__2PRFIN20110306_010211_000000473100_00132_47129_4937.N1	06-MAR-2011 01:02:11	Dark	46.500	77	Eps Cen	2.3030	28000.	93	47129	No
16	GOM_NL__2PRFIN20110306_010345_000000553100_00132_47129_4938.N1	06-MAR-2011 01:03:45	Dark	54.500	26	Gam Cru	1.6240	2900.0	109	47129	No
17	GOM_NL__2PRFIN20110306_010517_000000433100_00132_47129_4939.N1	06-MAR-2011 01:05:17	Dark	42.500	64	Gam Cen	2.2000	10600.	85	47129	No
18	GOM_NL__2PRFIN20110306_010703_000000543100_00132_47129_4940.N1	06-MAR-2011 01:07:03	Straylight	54.000	123	lot Cen	2.7500	10200.	108	47129	No
19	GOM_NL__2PRFIN20110306_011427_000000563100_00132_47129_4941.N1	06-MAR-2011 01:14:27	Straylight	56.000	171	2Eps Crv	3.0010	4250.0	112	47129	No
20	GOM_NL__2PRFIN20110306_012609_000000423100_00132_47129_4942.N1	06-MAR-2011 01:26:09	Bright	42.000	22	32Alp Leo	1.3600	15200.	84	47129	No
21	GOM_NL__2PRFIN20110306_013704_000000423100_00132_47129_4943.N1	06-MAR-2011 01:37:04	Bright	42.000	174	52Psi UMa	3.0040	4400.0	84	47129	No
22	GOM_NL__2PRFIN20110306_014001_000000543100_00132_47129_4944.N1	06-MAR-2011 01:40:01	Bright	53.500	82	48Bet UMa	2.3650	10600.	107	47129	No
23	GOM_NL__2PRFIN20110306_014125_000000413100_00132_47129_4945.N1	06-MAR-2011 01:41:25	Bright	40.500	36	50Alp UMa	1.8000	6300.0	81	47129	No
24	GOM_NL__2PRFIN20110306_014836_000000433100_00132_47129_4946.N1	06-MAR-2011 01:48:36	Bright	42.500	60	7Bet UMi	2.0810	3950.0	85	47129	No
25	GOM_NL__2PRFIN20110306_015306_000000473100_00132_47129_4947.N1	06-MAR-2011 01:53:06	Bright	47.000	119	14Eta Dra	2.7270	4700.0	94	47129	No
26	GOM_NL__2PRFIN20110306_015742_000000483100_00132_47129_4948.N1	06-MAR-2011 01:57:42	Bright	48.000	130	23Bet Dra	2.7990	5800.0	96	47129	No
27	GOM_NL__2PRFIN20110306_020103_000000373100_00132_47129_4949.N1	06-MAR-2011 02:01:03	Bright	36.500	144	18Del Cyg	2.8600	11000.	73	47129	No
28	GOM_NL__2PRFIN20110306_020310_000000483100_00132_47129_4950.N1	06-MAR-2011 02:03:10	Bright	47.500	5	3Alp Lyr	0.033000	11000.	95	47129	No
29	GOM_NL__2PRFIN20110306_021110_000000453100_00132_47129_4951.N1	06-MAR-2011 02:11:10	Bright	44.500	168	17Zet Aql	2.9860	11000.	89	47129	No
30	GOM_NL__2PRFIN20110306_022300_000000413100_00132_47129_4952.N1	06-MAR-2011 02:23:00	Dark	41.000	57	34Sig Sgr	2.0660	26000.	82	47129	No
31	GOM_NL__2PRFIN20110306_022614_000000493100_00132_47129_4953.N1	06-MAR-2011 02:26:14	Dark	48.500	38	20Eps Sgr	1.8360	11000.	97	47129	No
32	GOM_NL__2PRFIN20110306_022921_000000553100_00132_47129_4954.N1	06-MAR-2011 02:29:21	Dark	55.000	25	35Lam Sco	1.6200	28000.	110	47129	No
33	GOM_NL__2PRFIN20110306_023240_000000433100_00133_47130_4934.N1	06-MAR-2011 02:32:40	Dark	43.000	141	Bet Ara	2.8400	4600.0	86	47130	No
34	GOM_NL__2PRFIN20110306_023914_000000443100_00133_47130_4935.N1	06-MAR-2011 02:39:14	Dark	44.000	4	Alp1Cen	-0.010000	5800.0	88	47130	No
35	GOM_NL__2PRFIN20110306_024031_000000453100_00133_47130_4936.N1	06-MAR-2011 02:40:31	Dark	44.500	10	Bet Cen	0.61000	28000.	89	47130	No
36	GOM_NL__2PRFIN20110306_024226_000000443100_00133_47130_4937.N1	06-MAR-2011 02:42:26	Dark	43.500	77	Eps Cen	2.3030	28000.	87	47130	No
37	GOM_NL__2PRFIN20110306_024400_000000563100_00133_47130_4938.N1	06-MAR-2011 02:44:00	Dark	56.000	26	Gam Cru	1.6240	2900.0	112	47130	No
38	GOM_NL__2PRFIN20110306_024532_000000483100_00133_47130_4939.N1	06-MAR-2011 02:45:32	Dark	47.500	64	Gam Cen	2.2000	10600.	95	47130	No
39	GOM_NL__2PRFIN20110306_024717_000000543100_00133_47130_4940.N1	06-MAR-2011 02:47:17	Straylight	53.500	123	lot Cen	2.7500	10200.	107	47130	No
40	GOM_NL__2PRFIN20110306_025442_000000603100_00133_47130_4941.N1	06-MAR-2011 02:54:42	Straylight	59.500	171	2Eps Crv	3.0010	4250.0	119	47130	No
41	GOM_NL__2PRFIN20110306_030623_000000413100_00133_47130_4942.N1	06-MAR-2011 03:06:23	Bright	40.500	22	32Alp Leo	1.3600	15200.	81	47130	No
42	GOM_NL__2PRFIN20110306_030851_000000423100_00133_47130_4943.N1	06-MAR-2011 03:08:51	Bright	41.500	51	41Gam1Leo	2.0100	4500.0	83	47130	No

43	GOM_NL__2PRFIN20110306_031012_000000473100_00133_47130_4944.N1	06-MAR-2011 03:10:12	Bright	47.000	96	68Del Leo	2.5600	9300.0	94	47130	No
44	GOM_NL__2PRFIN20110306_031718_000000443100_00133_47130_4945.N1	06-MAR-2011 03:17:18	Bright	43.500	174	52Psi UMa	3.0040	4400.0	87	47130	No
45	GOM_NL__2PRFIN20110306_032014_000000413100_00133_47130_4946.N1	06-MAR-2011 03:20:14	Bright	40.500	82	48Bet UMa	2.3650	10600.	81	47130	No
46	GOM_NL__2PRFIN20110306_032138_000000413100_00133_47130_4947.N1	06-MAR-2011 03:21:38	Bright	40.500	36	50Alp UMa	1.8000	6300.0	81	47130	No
47	GOM_NL__2PRFIN20110306_032849_000000413100_00133_47130_4948.N1	06-MAR-2011 03:28:49	Bright	41.000	60	7Bet UMi	2.0810	3950.0	82	47130	No
48	GOM_NL__2PRFIN20110306_033320_000000473100_00133_47130_4949.N1	06-MAR-2011 03:33:20	Bright	47.000	119	14Eta Dra	2.7270	4700.0	94	47130	No
49	GOM_NL__2PRFIN20110306_033756_000000503100_00133_47130_4950.N1	06-MAR-2011 03:37:56	Bright	49.500	130	23Bet Dra	2.7990	5800.0	99	47130	No
50	GOM_NL__2PRFIN20110306_034117_000000393100_00133_47130_4951.N1	06-MAR-2011 03:41:17	Bright	38.500	144	18Del Cyg	2.8600	11000.	77	47130	No
51	GOM_NL__2PRFIN20110306_034324_000000423100_00133_47130_4952.N1	06-MAR-2011 03:43:24	Bright	42.000	5	3Alp Lyr	0.033000	11000.	84	47130	No
52	GOM_NL__2PRFIN20110306_035124_000000443100_00133_47130_4953.N1	06-MAR-2011 03:51:24	Bright	43.500	168	17Zet Aql	2.9860	11000.	87	47130	No
53	GOM_NL__2PRFIN20110306_040122_000000413100_00133_47130_4954.N1	06-MAR-2011 04:01:22	Dark	40.500	155	41Pi Sgr	2.9000	6600.0	81	47130	No
54	GOM_NL__2PRFIN20110306_040315_000000413100_00133_47130_4955.N1	06-MAR-2011 04:03:15	Dark	40.500	57	34Sig Sgr	2.0660	26000.	81	47130	No
55	GOM_NL__2PRFIN20110306_040628_000000493100_00133_47130_4956.N1	06-MAR-2011 04:06:28	Dark	48.500	38	20Eps Sgr	1.8360	11000.	97	47130	No
56	GOM_NL__2PRFIN20110306_040936_000000473100_00133_47130_4957.N1	06-MAR-2011 04:09:36	Dark	46.500	25	35Lam Sco	1.6200	28000.	93	47130	No
57	GOM_NL__2PRFIN20110306_041255_000000413100_00134_47131_4934.N1	06-MAR-2011 04:12:55	Dark	40.500	141	Bet Ara	2.8400	4600.0	81	47131	No
58	GOM_NL__2PRFIN20110306_041929_000000563100_00134_47131_4935.N1	06-MAR-2011 04:19:29	Dark	55.500	4	Alp1Cen	-0.010000	5800.0	111	47131	No
59	GOM_NL__2PRFIN20110306_042046_000000533100_00134_47131_4936.N1	06-MAR-2011 04:20:46	Dark	52.500	10	Bet Cen	0.61000	28000.	105	47131	No
60	GOM_NL__2PRFIN20110306_042240_000000443100_00134_47131_4937.N1	06-MAR-2011 04:22:40	Dark	43.500	77	Eps Cen	2.3030	28000.	87	47131	No
61	GOM_NL__2PRFIN20110306_042414_000000493100_00134_47131_4938.N1	06-MAR-2011 04:24:14	Dark	48.500	26	Gam Cru	1.6240	2900.0	97	47131	No
62	GOM_NL__2PRFIN20110306_042546_000000443100_00134_47131_4939.N1	06-MAR-2011 04:25:46	Dark	44.000	64	Gam Cen	2.2000	10600.	88	47131	No
63	GOM_NL__2PRFIN20110306_042733_000000563100_00134_47131_4940.N1	06-MAR-2011 04:27:33	Straylight	55.500	123	lot Cen	2.7500	10200.	111	47131	No
64	GOM_NL__2PRFIN20110306_043456_000000613100_00134_47131_4941.N1	06-MAR-2011 04:34:56	Straylight	61.000	171	2Eps Crv	3.0010	4250.0	122	47131	No
65	GOM_NL__2PRFIN20110306_044637_000000403100_00134_47131_4942.N1	06-MAR-2011 04:46:37	Bright	40.000	22	32Alp Leo	1.3600	15200.	80	47131	No
66	GOM_NL__2PRFIN20110306_044905_000000423100_00134_47131_4943.N1	06-MAR-2011 04:49:05	Bright	41.500	51	41Gam1Leo	2.0100	4500.0	83	47131	No
67	GOM_NL__2PRFIN20110306_045026_000000473100_00134_47131_4944.N1	06-MAR-2011 04:50:26	Bright	47.000	96	68Del Leo	2.5600	9300.0	94	47131	No
68	GOM_NL__2PRFIN20110306_045732_000000423100_00134_47131_4945.N1	06-MAR-2011 04:57:32	Bright	41.500	174	52Psi UMa	3.0040	4400.0	83	47131	No
69	GOM_NL__2PRFIN20110306_050028_000000593100_00134_47131_4946.N1	06-MAR-2011 05:00:28	Bright	59.000	82	48Bet UMa	2.3650	10600.	118	47131	No
70	GOM_NL__2PRFIN20110306_050152_000000413100_00134_47131_4947.N1	06-MAR-2011 05:01:52	Bright	41.000	36	50Alp UMa	1.8000	6300.0	82	47131	No
71	GOM_NL__2PRFIN20110306_050903_000000373100_00134_47131_4948.N1	06-MAR-2011 05:09:03	Bright	36.500	60	7Bet UMi	2.0810	3950.0	73	47131	No
72	GOM_NL__2PRFIN20110306_051333_000000453100_00134_47131_4949.N1	06-MAR-2011 05:13:33	Bright	44.500	119	14Eta Dra	2.7270	4700.0	89	47131	No
73	GOM_NL__2PRFIN20110306_051809_000000483100_00134_47131_4950.N1	06-MAR-2011 05:18:09	Bright	48.000	130	23Bet Dra	2.7990	5800.0	96	47131	No
74	GOM_NL__2PRFIN20110306_052132_000000553100_00134_47131_4951.N1	06-MAR-2011 05:21:32	Bright	55.000	144	18Del Cyg	2.8600	11000.	110	47131	No
75	GOM_NL__2PRFIN20110306_052338_000000473100_00134_47131_4952.N1	06-MAR-2011 05:23:38	Bright	47.000	5	3Alp Lyr	0.033000	11000.	94	47131	No
76	GOM_NL__2PRFIN20110306_053139_000000453100_00134_47131_4953.N1	06-MAR-2011 05:31:39	Bright	44.500	168	17Zet Aql	2.9860	11000.	89	47131	No
77	GOM_NL__2PRFIN20110306_054136_000000423100_00134_47131_4954.N1	06-MAR-2011 05:41:36	Dark	41.500	155	41Pi Sgr	2.9000	6600.0	83	47131	No
78	GOM_NL__2PRFIN20110306_054330_000000433100_00134_47131_4955.N1	06-MAR-2011 05:43:30	Dark	43.000	57	34Sig Sgr	2.0660	26000.	86	47131	No
79	GOM_NL__2PRFIN20110306_054644_000000443100_00134_47131_4956.N1	06-MAR-2011 05:46:44	Dark	44.000	38	20Eps Sgr	1.8360	11000.	88	47131	No
80	GOM_NL__2PRFIN20110306_054951_000000453100_00134_47131_4957.N1	06-MAR-2011 05:49:51	Dark	45.000	25	35Lam Sco	1.6200	28000.	90	47131	No
81	GOM_NL__2PRFIN20110306_055309_000000423100_00135_47132_4934.N1	06-MAR-2011 05:53:09	Dark	41.500	141	Bet Ara	2.8400	4600.0	83	47132	No
82	GOM_NL__2PRFIN20110306_055943_000000583100_00135_47132_4935.N1	06-MAR-2011 05:59:43	Dark	58.000	4	Alp1Cen	-0.010000	5800.0	116	47132	No
83	GOM_NL__2PRFIN20110306_060101_000000523100_00135_47132_4936.N1	06-MAR-2011 06:01:01	Dark	52.000	10	Bet Cen	0.61000	28000.	104	47132	No
84	GOM_NL__2PRFIN20110306_060255_000000433100_00135_47132_4937.N1	06-MAR-2011 06:02:55	Dark	42.500	77	Eps Cen	2.3030	28000.	85	47132	No
85	GOM_NL__2PRFIN20110306_060429_000000533100_00135_47132_4938.N1	06-MAR-2011 06:04:29	Dark	53.000	26	Gam Cru	1.6240	2900.0	106	47132	No
86	GOM_NL__2PRFIN20110306_060601_000000433100_00135_47132_4939.N1	06-MAR-2011 06:06:01	Dark	42.500	64	Gam Cen	2.2000	10600.	85	47132	No
87	GOM_NL__2PRFIN20110306_060747_000000533100_00135_47132_4940.N1	06-MAR-2011 06:07:47	Straylight	53.000	123	lot Cen	2.7500	10200.	106	47132	No
88	GOM_NL__2PRFIN20110306_061511_000000593100_00135_47132_4941.N1	06-MAR-2011 06:15:11	Straylight	59.000	171	2Eps Crv	3.0010	4250.0	118	47132	No
89	GOM_NL__2PRFIN20110306_062651_000000563100_00135_47132_4942.N1	06-MAR-2011 06:26:51	Bright	56.000	22	32Alp Leo	1.3600	15200.	112	47132	No
90	GOM_NL__2PRFIN20110306_062919_000000423100_00135_47132_4943.N1	06-MAR-2011 06:29:19	Bright	41.500	51	41Gam1Leo	2.0100	4500.0	83	47132	No
91	GOM_NL__2PRFIN20110306_063745_000000443100_00135_47132_4944.N1	06-MAR-2011 06:37:45	Bright	44.000	174	52Psi UMa	3.0040	4400.0	88	47132	No
92	GOM_NL__2PRFIN20110306_064042_000000393100_00135_47132_4945.N1	06-MAR-2011 06:40:42	Bright	39.000	82	48Bet UMa	2.3650	10600.	78	47132	No
93	GOM_NL__2PRFIN20110306_064206_000000403100_00135_47132_4946.N1	06-MAR-2011 06:42:06	Bright	40.000	36	50Alp UMa	1.8000	6300.0	80	47132	No
94	GOM_NL__2PRFIN20110306_064917_000000383100_00135_47132_4947.N1	06-MAR-2011 06:49:17	Bright	38.000	60	7Bet UMi	2.0810	3950.0	76	47132	No
95	GOM_NL__2PRFIN20110306_065347_000000483100_00135_47132_4948.N1	06-MAR-2011 06:53:47	Bright	47.500	119	14Eta Dra	2.7270	4700.0	95	47132	No
96	GOM_NL__2PRFIN20110306_065823_000000503100_00135_47132_4949.N1	06-MAR-2011 06:58:23	Bright	50.000	130	23Bet Dra	2.7990	5800.0	100	47132	No
97	GOM_NL__2PRFIN20110306_070146_000000523100_00135_47132_4950.N1	06-MAR-2011 07:01:46	Bright	51.500	144	18Del Cyg	2.8600	11000.	103	47132	No
98	GOM_NL__2PRFIN20110306_070352_000000453100_00135_47132_4951.N1	06-MAR-2011 07:03:52	Bright	45.000	5	3Alp Lyr	0.033000	11000.	90	47132	No
99	GOM_NL__2PRFIN20110306_071153_000000453100_00135_47132_4952.N1	06-MAR-2011 07:11:53	Bright	44.500	168	17Zet Aql	2.9860	11000.	89	47132	No
100	GOM_NL__2PRFIN20110306_072151_000000443100_00135_47132_4953.N1	06-MAR-2011 07:21:51	Dark	44.000	155	41Pi Sgr	2.9000	6600.0	88	47132	No
101	GOM_NL__2PRFIN20110306_072344_000000443100_00135_47132_4954.N1	06-MAR-2011 07:23:44	Dark	44.000	57	34Sig Sgr	2.0660	26000.	88	47132	No

102	GOM_NL__2PRFIN20110306_072658_000000463100_00135_47132_4955.N1	06-MAR-2011 07:26:58	Dark	46.000	38	20Eps Sgr	1.8360	11000.	92	47132	No
103	GOM_NL__2PRFIN20110306_073006_000000513100_00135_47132_4956.N1	06-MAR-2011 07:30:06	Dark	51.000	25	35Lam Sco	1.6200	28000.	102	47132	No
104	GOM_NL__2PRFIN20110306_073324_000000493100_00136_47133_4934.N1	06-MAR-2011 07:33:24	Dark	49.000	141	Bet Ara	2.8400	4600.0	98	47133	No
105	GOM_NL__2PRFIN20110306_073958_000000483100_00136_47133_4935.N1	06-MAR-2011 07:39:58	Dark	47.500	4	Alp1Cen	-0.010000	5800.0	95	47133	No
106	GOM_NL__2PRFIN20110306_074115_000000563100_00136_47133_4936.N1	06-MAR-2011 07:41:15	Dark	55.500	10	Bet Cen	0.61000	28000.	111	47133	No
107	GOM_NL__2PRFIN20110306_074310_000000423100_00136_47133_4937.N1	06-MAR-2011 07:43:10	Dark	42.000	77	Eps Cen	2.3030	28000.	84	47133	No
108	GOM_NL__2PRFIN20110306_074443_000000463100_00136_47133_4938.N1	06-MAR-2011 07:44:43	Dark	46.000	26	Gam Cru	1.6240	2900.0	92	47133	No
109	GOM_NL__2PRFIN20110306_074616_000000453100_00136_47133_4939.N1	06-MAR-2011 07:46:16	Dark	44.500	64	Gam Cen	2.2000	10600.	89	47133	No
110	GOM_NL__2PRFIN20110306_074802_000000563100_00136_47133_4940.N1	06-MAR-2011 07:48:02	Straylight	56.000	123	lot Cen	2.7500	10200.	112	47133	No
111	GOM_NL__2PRFIN20110306_075525_000000593100_00136_47133_4941.N1	06-MAR-2011 07:55:25	Straylight	59.000	171	2Eps Crv	3.0010	4250.0	118	47133	No
112	GOM_NL__2PRFIN20110306_080705_000000433100_00136_47133_4942.N1	06-MAR-2011 08:07:05	Bright	43.000	22	32Alp Leo	1.3600	15200.	86	47133	No
113	GOM_NL__2PRFIN20110306_080932_000000423100_00136_47133_4943.N1	06-MAR-2011 08:09:32	Bright	41.500	51	41Gam1Leo	2.0100	4500.0	83	47133	No
114	GOM_NL__2PRFIN20110306_081759_000000453100_00136_47133_4944.N1	06-MAR-2011 08:17:59	Bright	44.500	174	52Psi UMa	3.0040	4400.0	89	47133	No
115	GOM_NL__2PRFIN20110306_082056_000000413100_00136_47133_4945.N1	06-MAR-2011 08:20:56	Bright	40.500	82	48Bet UMa	2.3650	10600.	81	47133	No
116	GOM_NL__2PRFIN20110306_082220_000000413100_00136_47133_4946.N1	06-MAR-2011 08:22:20	Bright	41.000	36	50Alp UMa	1.8000	6300.0	82	47133	No
117	GOM_NL__2PRFIN20110306_082931_000000413100_00136_47133_4947.N1	06-MAR-2011 08:29:31	Bright	41.000	60	7Bet UMi	2.0810	3950.0	82	47133	No
118	GOM_NL__2PRFIN20110306_083400_000000483100_00136_47133_4948.N1	06-MAR-2011 08:34:00	Bright	47.500	119	14Eta Dra	2.7270	4700.0	95	47133	No
119	GOM_NL__2PRFIN20110306_083837_000000483100_00136_47133_4949.N1	06-MAR-2011 08:38:37	Bright	48.000	130	23Bet Dra	2.7990	5800.0	96	47133	No
120	GOM_NL__2PRFIN20110306_084200_000000383100_00136_47133_4950.N1	06-MAR-2011 08:42:00	Bright	37.500	144	18Del Cyg	2.8600	11000.	75	47133	No
121	GOM_NL__2PRFIN20110306_084406_000000473100_00136_47133_4951.N1	06-MAR-2011 08:44:06	Bright	47.000	5	3Alp Lyr	0.033000	11000.	94	47133	No
122	GOM_NL__2PRFIN20110306_085207_000000423100_00136_47133_4952.N1	06-MAR-2011 08:52:07	Bright	42.000	168	17Zet Aql	2.9860	11000.	84	47133	No
123	GOM_NL__2PRFIN20110306_090206_000000433100_00136_47133_4953.N1	06-MAR-2011 09:02:06	Dark	42.500	155	41Pi Sgr	2.9000	6600.0	85	47133	No
124	GOM_NL__2PRFIN20110306_090359_000000453100_00136_47133_4954.N1	06-MAR-2011 09:03:59	Dark	44.500	57	34Sig Sgr	2.0660	26000.	89	47133	No
125	GOM_NL__2PRFIN20110306_090713_000000493100_00136_47133_4955.N1	06-MAR-2011 09:07:13	Dark	48.500	38	20Eps Sgr	1.8360	11000.	97	47133	No
126	GOM_NL__2PRFIN20110306_091021_000000503100_00136_47133_4956.N1	06-MAR-2011 09:10:21	Dark	49.500	25	35Lam Sco	1.6200	28000.	99	47133	No
127	GOM_NL__2PRFIN20110306_091339_000000473100_00137_47134_4934.N1	06-MAR-2011 09:13:39	Dark	46.500	141	Bet Ara	2.8400	4600.0	93	47134	No
128	GOM_NL__2PRFIN20110306_092013_000000463100_00137_47134_4935.N1	06-MAR-2011 09:20:13	Dark	46.000	4	Alp1Cen	-0.010000	5800.0	92	47134	No
129	GOM_NL__2PRFIN20110306_092130_000000473100_00137_47134_4936.N1	06-MAR-2011 09:21:30	Dark	46.500	10	Bet Cen	0.61000	28000.	93	47134	No
130	GOM_NL__2PRFIN20110306_092325_000000433100_00137_47134_4937.N1	06-MAR-2011 09:23:25	Dark	43.000	77	Eps Cen	2.3030	28000.	86	47134	No
131	GOM_NL__2PRFIN20110306_092458_000000543100_00137_47134_4938.N1	06-MAR-2011 09:24:58	Dark	54.000	26	Gam Cru	1.6240	2900.0	108	47134	No
132	GOM_NL__2PRFIN20110306_092630_000000503100_00137_47134_4939.N1	06-MAR-2011 09:26:30	Dark	49.500	64	Gam Cen	2.2000	10600.	99	47134	No
133	GOM_NL__2PRFIN20110306_092817_000000553100_00137_47134_4940.N1	06-MAR-2011 09:28:17	Straylight	55.000	123	lot Cen	2.7500	10200.	110	47134	No
134	GOM_NL__2PRFIN20110306_093539_000000523100_00137_47134_4941.N1	06-MAR-2011 09:35:39	Straylight	52.000	171	2Eps Crv	3.0010	4250.0	104	47134	No
135	GOM_NL__2PRFIN20110306_094719_000000383100_00137_47134_4942.N1	06-MAR-2011 09:47:19	Bright	38.000	22	32Alp Leo	1.3600	15200.	76	47134	No
136	GOM_NL__2PRFIN20110306_094946_000000413100_00137_47134_4943.N1	06-MAR-2011 09:49:46	Bright	40.500	51	41Gam1Leo	2.0100	4500.0	81	47134	No
137	GOM_NL__2PRFIN20110306_095812_000000443100_00137_47134_4944.N1	06-MAR-2011 09:58:12	Bright	43.500	174	52Psi UMa	3.0040	4400.0	87	47134	No
138	GOM_NL__2PRFIN20110306_100109_000000403100_00137_47134_4945.N1	06-MAR-2011 10:01:09	Bright	40.000	82	48Bet UMa	2.3650	10600.	80	47134	No
139	GOM_NL__2PRFIN20110306_100233_000000413100_00137_47134_4946.N1	06-MAR-2011 10:02:33	Bright	40.500	36	50Alp UMa	1.8000	6300.0	81	47134	No
140	GOM_NL__2PRFIN20110306_100944_000000423100_00137_47134_4947.N1	06-MAR-2011 10:09:44	Bright	42.000	60	7Bet UMi	2.0810	3950.0	84	47134	No
141	GOM_NL__2PRFIN20110306_101414_000000473100_00137_47134_4948.N1	06-MAR-2011 10:14:14	Bright	46.500	119	14Eta Dra	2.7270	4700.0	93	47134	No
142	GOM_NL__2PRFIN20110306_101850_000000493100_00137_47134_4949.N1	06-MAR-2011 10:18:50	Bright	48.500	130	23Bet Dra	2.7990	5800.0	97	47134	No
143	GOM_NL__2PRFIN20110306_102214_000000373100_00137_47134_4950.N1	06-MAR-2011 10:22:14	Bright	37.000	144	18Del Cyg	2.8600	11000.	74	47134	No
144	GOM_NL__2PRFIN20110306_102420_000000473100_00137_47134_4951.N1	06-MAR-2011 10:24:20	Bright	46.500	5	3Alp Lyr	0.033000	11000.	93	47134	No
145	GOM_NL__2PRFIN20110306_103222_000000463100_00137_47134_4952.N1	06-MAR-2011 10:32:22	Bright	45.500	168	17Zet Aql	2.9860	11000.	91	47134	No
146	GOM_NL__2PRFIN20110306_104220_000000413100_00137_47134_4953.N1	06-MAR-2011 10:42:20	Dark	41.000	155	41Pi Sgr	2.9000	6600.0	82	47134	No
147	GOM_NL__2PRFIN20110306_104413_000000433100_00137_47134_4954.N1	06-MAR-2011 10:44:13	Dark	43.000	57	34Sig Sgr	2.0660	26000.	86	47134	No
148	GOM_NL__2PRFIN20110306_104728_000000493100_00137_47134_4955.N1	06-MAR-2011 10:47:28	Dark	49.000	38	20Eps Sgr	1.8360	11000.	98	47134	No
149	GOM_NL__2PRFIN20110306_105036_000000553100_00137_47134_4956.N1	06-MAR-2011 10:50:36	Dark	54.500	25	35Lam Sco	1.6200	28000.	109	47134	No
150	GOM_NL__2PRFIN20110306_105354_000000463100_00138_47135_4954.N1	06-MAR-2011 10:53:54	Dark	46.000	141	Bet Ara	2.8400	4600.0	92	47135	No
151	GOM_NL__2PRFIN20110306_110027_000000533100_00138_47135_4955.N1	06-MAR-2011 11:00:27	Dark	52.500	4	Alp1Cen	-0.010000	5800.0	105	47135	No
152	GOM_NL__2PRFIN20110306_110144_000000513100_00138_47135_4956.N1	06-MAR-2011 11:01:44	Dark	50.500	10	Bet Cen	0.61000	28000.	101	47135	No
153	GOM_NL__2PRFIN20110306_110339_000000433100_00138_47135_4957.N1	06-MAR-2011 11:03:39	Dark	42.500	77	Eps Cen	2.3030	28000.	85	47135	No
154	GOM_NL__2PRFIN20110306_110512_000000493100_00138_47135_4958.N1	06-MAR-2011 11:05:12	Dark	48.500	26	Gam Cru	1.6240	2900.0	97	47135	No
155	GOM_NL__2PRFIN20110306_110645_000000423100_00138_47135_4959.N1	06-MAR-2011 11:06:45	Dark	42.000	64	Gam Cen	2.2000	10600.	84	47135	No
156	GOM_NL__2PRFIN20110306_110831_000000563100_00138_47135_4960.N1	06-MAR-2011 11:08:31	Straylight	55.500	123	lot Cen	2.7500	10200.	111	47135	No
157	GOM_NL__2PRFIN20110306_111554_000000563100_00138_47135_4961.N1	06-MAR-2011 11:15:54	Straylight	56.000	171	2Eps Crv	3.0010	4250.0	112	47135	No
158	GOM_NL__2PRFIN20110306_112733_000000453100_00138_47135_4962.N1	06-MAR-2011 11:27:33	Bright	45.000	22	32Alp Leo	1.3600	15200.	90	47135	No
159	GOM_NL__2PRFIN20110306_113000_000000423100_00138_47135_4963.N1	06-MAR-2011 11:30:00	Bright	41.500	51	41Gam1Leo	2.0100	4500.0	83	47135	No
160	GOM_NL__2PRFIN20110306_113826_000000433100_00138_47135_4964.N1	06-MAR-2011 11:38:26	Bright	43.000	174	52Psi UMa	3.0040	4400.0	86	47135	No

161	GOM_NL__2PRFIN20110306_114123_000000413100_00138_47135_4965.N1	06-MAR-2011 11:41:23	Bright	40.500	82	48Bet UMa	2.3650	10600.	81	47135	No
162	GOM_NL__2PRFIN20110306_114247_000000413100_00138_47135_4966.N1	06-MAR-2011 11:42:47	Bright	40.500	36	50Alp UMa	1.8000	6300.0	81	47135	No
163	GOM_NL__2PRFIN20110306_114958_000000413100_00138_47135_4967.N1	06-MAR-2011 11:49:58	Bright	41.000	60	7Bet UMi	2.0810	3950.0	82	47135	No
164	GOM_NL__2PRFIN20110306_115427_000000463100_00138_47135_4968.N1	06-MAR-2011 11:54:27	Bright	46.000	119	14Eta Dra	2.7270	4700.0	92	47135	No
165	GOM_NL__2PRFIN20110306_115904_000000493100_00138_47135_4969.N1	06-MAR-2011 11:59:04	Bright	49.000	130	23Bet Dra	2.7990	5800.0	98	47135	No
166	GOM_NL__2PRFIN20110306_120228_000000373100_00138_47135_4970.N1	06-MAR-2011 12:02:28	Bright	37.000	144	18Del Cyg	2.8600	11000.	74	47135	No
167	GOM_NL__2PRFIN20110306_120434_000000473100_00138_47135_4971.N1	06-MAR-2011 12:04:34	Bright	46.500	5	3Alp Lyr	0.033000	11000.	93	47135	No
168	GOM_NL__2PRFIN20110306_121236_000000463100_00138_47135_4972.N1	06-MAR-2011 12:12:36	Bright	46.000	168	17Zet Aql	2.9860	11000.	92	47135	No
169	GOM_NL__2PRFIN20110306_122235_000000433100_00138_47135_4973.N1	06-MAR-2011 12:22:35	Dark	42.500	155	41Pi Sgr	2.9000	6600.0	85	47135	No
170	GOM_NL__2PRFIN20110306_122428_000000443100_00138_47135_4974.N1	06-MAR-2011 12:24:28	Dark	43.500	57	34Sig Sgr	2.0660	26000.	87	47135	No
171	GOM_NL__2PRFIN20110306_122742_000000493100_00138_47135_4975.N1	06-MAR-2011 12:27:42	Dark	49.000	38	20Eps Sgr	1.8360	11000.	98	47135	No
172	GOM_NL__2PRFIN20110306_123051_000000483100_00138_47135_4976.N1	06-MAR-2011 12:30:51	Dark	47.500	25	35Lam Sco	1.6200	28000.	95	47135	No
173	GOM_NL__2PRFIN20110306_123408_000000433100_00139_47136_3564.N1	06-MAR-2011 12:34:08	Dark	43.000	141	Bet Ara	2.8400	4600.0	86	47136	No
174	GOM_NL__2PRFIN20110306_124042_000000453100_00139_47136_3565.N1	06-MAR-2011 12:40:42	Dark	45.000	4	Alp1Cen	-0.010000	5800.0	90	47136	No
175	GOM_NL__2PRFIN20110306_124159_000000423100_00139_47136_3566.N1	06-MAR-2011 12:41:59	Dark	42.000	10	Bet Cen	0.61000	28000.	84	47136	No
176	GOM_NL__2PRFIN20110306_124354_000000443100_00139_47136_3567.N1	06-MAR-2011 12:43:54	Dark	44.000	77	Eps Cen	2.3030	28000.	88	47136	No
177	GOM_NL__2PRFIN20110306_124527_000000563100_00139_47136_3568.N1	06-MAR-2011 12:45:27	Dark	56.000	26	Gam Cru	1.6240	2900.0	112	47136	No
178	GOM_NL__2PRFIN20110306_124659_000000493100_00139_47136_3569.N1	06-MAR-2011 12:46:59	Dark	49.000	64	Gam Cen	2.2000	10600.	98	47136	No
179	GOM_NL__2PRFIN20110306_124846_000000573100_00139_47136_3570.N1	06-MAR-2011 12:48:46	Straylight	56.500	123	lot Cen	2.7500	10200.	113	47136	No
180	GOM_NL__2PRFIN20110306_125608_000000543100_00139_47136_3571.N1	06-MAR-2011 12:56:08	Straylight	54.000	171	2Eps Crv	3.0010	4250.0	108	47136	No
181	GOM_NL__2PRFIN20110306_130747_000000403100_00139_47136_3572.N1	06-MAR-2011 13:07:47	Bright	40.000	22	32Alp Leo	1.3600	15200.	80	47136	No
182	GOM_NL__2PRFIN20110306_131013_000000423100_00139_47136_3573.N1	06-MAR-2011 13:10:13	Bright	42.000	51	41Gam1Leo	2.0100	4500.0	84	47136	No
183	GOM_NL__2PRFIN20110306_131839_000000433100_00139_47136_3574.N1	06-MAR-2011 13:18:39	Bright	43.000	174	52Psi UMa	3.0040	4400.0	86	47136	No
184	GOM_NL__2PRFIN20110306_132136_000000413100_00139_47136_3575.N1	06-MAR-2011 13:21:36	Bright	40.500	82	48Bet UMa	2.3650	10600.	81	47136	No
185	GOM_NL__2PRFIN20110306_132301_000000413100_00139_47136_3576.N1	06-MAR-2011 13:23:01	Bright	40.500	36	50Alp UMa	1.8000	6300.0	81	47136	No
186	GOM_NL__2PRFIN20110306_133011_000000423100_00139_47136_3577.N1	06-MAR-2011 13:30:11	Bright	41.500	60	7Bet UMi	2.0810	3950.0	83	47136	No
187	GOM_NL__2PRFIN20110306_133441_000000473100_00139_47136_3578.N1	06-MAR-2011 13:34:41	Bright	47.000	119	14Eta Dra	2.7270	4700.0	94	47136	No
188	GOM_NL__2PRFIN20110306_133918_000000483100_00139_47136_3579.N1	06-MAR-2011 13:39:18	Bright	48.000	130	23Bet Dra	2.7990	5800.0	96	47136	No
189	GOM_NL__2PRFIN20110306_134242_000000373100_00139_47136_3580.N1	06-MAR-2011 13:42:42	Bright	37.000	144	18Del Cyg	2.8600	11000.	74	47136	No
190	GOM_NL__2PRFIN20110306_134448_000000493100_00139_47136_3581.N1	06-MAR-2011 13:44:48	Bright	49.000	5	3Alp Lyr	0.033000	11000.	98	47136	No
191	GOM_NL__2PRFIN20110306_135250_000000453100_00139_47136_3582.N1	06-MAR-2011 13:52:50	Bright	44.500	168	17Zet Aql	2.9860	11000.	89	47136	No
192	GOM_NL__2PRFIN20110306_140249_000000443100_00139_47136_3583.N1	06-MAR-2011 14:02:49	Dark	44.000	155	41Pi Sgr	2.9000	6600.0	88	47136	No
193	GOM_NL__2PRFIN20110306_140443_000000443100_00139_47136_3584.N1	06-MAR-2011 14:04:43	Dark	44.000	57	34Sig Sgr	2.0660	26000.	88	47136	No
194	GOM_NL__2PRFIN20110306_140757_000000433100_00139_47136_3585.N1	06-MAR-2011 14:07:57	Dark	43.000	38	20Eps Sgr	1.8360	11000.	86	47136	No
195	GOM_NL__2PRFIN20110306_141105_000000473100_00139_47136_3586.N1	06-MAR-2011 14:11:05	Dark	47.000	25	35Lam Sco	1.6200	28000.	94	47136	No
196	GOM_NL__2PRFIN20110306_141423_000000433100_00140_47137_3591.N1	06-MAR-2011 14:14:23	Dark	43.000	141	Bet Ara	2.8400	4600.0	86	47137	No
197	GOM_NL__2PRFIN20110306_142056_000000453100_00140_47137_3592.N1	06-MAR-2011 14:20:56	Dark	44.500	4	Alp1Cen	-0.010000	5800.0	89	47137	No
198	GOM_NL__2PRFIN20110306_142213_000000423100_00140_47137_3593.N1	06-MAR-2011 14:22:13	Dark	42.000	10	Bet Cen	0.61000	28000.	84	47137	No
199	GOM_NL__2PRFIN20110306_142408_000000433100_00140_47137_3594.N1	06-MAR-2011 14:24:08	Dark	43.000	77	Eps Cen	2.3030	28000.	86	47137	No
200	GOM_NL__2PRFIN20110306_142541_000000533100_00140_47137_3595.N1	06-MAR-2011 14:25:41	Dark	53.000	26	Gam Cru	1.6240	2900.0	106	47137	No
201	GOM_NL__2PRFIN20110306_142714_000000503100_00140_47137_3596.N1	06-MAR-2011 14:27:14	Dark	49.500	64	Gam Cen	2.2000	10600.	99	47137	No
202	GOM_NL__2PRFIN20110306_142901_000000553100_00140_47137_3597.N1	06-MAR-2011 14:29:01	Straylight	54.500	123	lot Cen	2.7500	10200.	109	47137	No
203	GOM_NL__2PRFIN20110306_143622_000000553100_00140_47137_3598.N1	06-MAR-2011 14:36:22	Straylight	55.000	171	2Eps Crv	3.0010	4250.0	110	47137	No
204	GOM_NL__2PRFIN20110306_144801_000000403100_00140_47137_3599.N1	06-MAR-2011 14:48:01	Bright	39.500	22	32Alp Leo	1.3600	15200.	79	47137	No
205	GOM_NL__2PRFIN20110306_145027_000000413100_00140_47137_3600.N1	06-MAR-2011 14:50:27	Bright	41.000	51	41Gam1Leo	2.0100	4500.0	82	47137	No
206	GOM_NL__2PRFIN20110306_145852_000000423100_00140_47137_3601.N1	06-MAR-2011 14:58:52	Bright	41.500	174	52Psi UMa	3.0040	4400.0	83	47137	No
207	GOM_NL__2PRFIN20110306_150150_000000413100_00140_47137_3602.N1	06-MAR-2011 15:01:50	Bright	41.000	82	48Bet UMa	2.3650	10600.	82	47137	No
208	GOM_NL__2PRFIN20110306_150314_000000403100_00140_47137_3603.N1	06-MAR-2011 15:03:14	Bright	39.500	36	50Alp UMa	1.8000	6300.0	79	47137	No
209	GOM_NL__2PRFIN20110306_151025_000000433100_00140_47137_3604.N1	06-MAR-2011 15:10:25	Bright	42.500	60	7Bet UMi	2.0810	3950.0	85	47137	No
210	GOM_NL__2PRFIN20110306_151454_000000463100_00140_47137_3605.N1	06-MAR-2011 15:14:54	Bright	46.000	119	14Eta Dra	2.7270	4700.0	92	47137	No
211	GOM_NL__2PRFIN20110306_151931_000000463100_00140_47137_3606.N1	06-MAR-2011 15:19:31	Bright	46.000	130	23Bet Dra	2.7990	5800.0	92	47137	No
212	GOM_NL__2PRFIN20110306_152256_000000353100_00140_47137_3607.N1	06-MAR-2011 15:22:56	Bright	35.000	144	18Del Cyg	2.8600	11000.	70	47137	No
213	GOM_NL__2PRFIN20110306_152502_000000433100_00140_47137_3608.N1	06-MAR-2011 15:25:02	Bright	43.000	5	3Alp Lyr	0.033000	11000.	86	47137	No
214	GOM_NL__2PRFIN20110306_153305_000000423100_00140_47137_3609.N1	06-MAR-2011 15:33:05	Bright	42.000	168	17Zet Aql	2.9860	11000.	84	47137	No
215	GOM_NL__2PRFIN20110306_154304_000000423100_00140_47137_3610.N1	06-MAR-2011 15:43:04	Dark	42.000	155	41Pi Sgr	2.9000	6600.0	84	47137	No
216	GOM_NL__2PRFIN20110306_154457_000000483100_00140_47137_3611.N1	06-MAR-2011 15:44:57	Dark	47.500	57	34Sig Sgr	2.0660	26000.	95	47137	No
217	GOM_NL__2PRFIN20110306_154812_000000423100_00140_47137_3612.N1	06-MAR-2011 15:48:12	Dark	42.000	38	20Eps Sgr	1.8360	11000.	84	47137	No
218	GOM_NL__2PRFIN20110306_155120_000000473100_00140_47137_3613.N1	06-MAR-2011 15:51:20	Dark	47.000	25	35Lam Sco	1.6200	28000.	94	47137	No
219	GOM_NL__2PRFIN20110306_155437_000000423100_00141_47138_4844.N1	06-MAR-2011 15:54:37	Dark	42.000	141	Bet Ara	2.8400	4600.0	84	47138	No

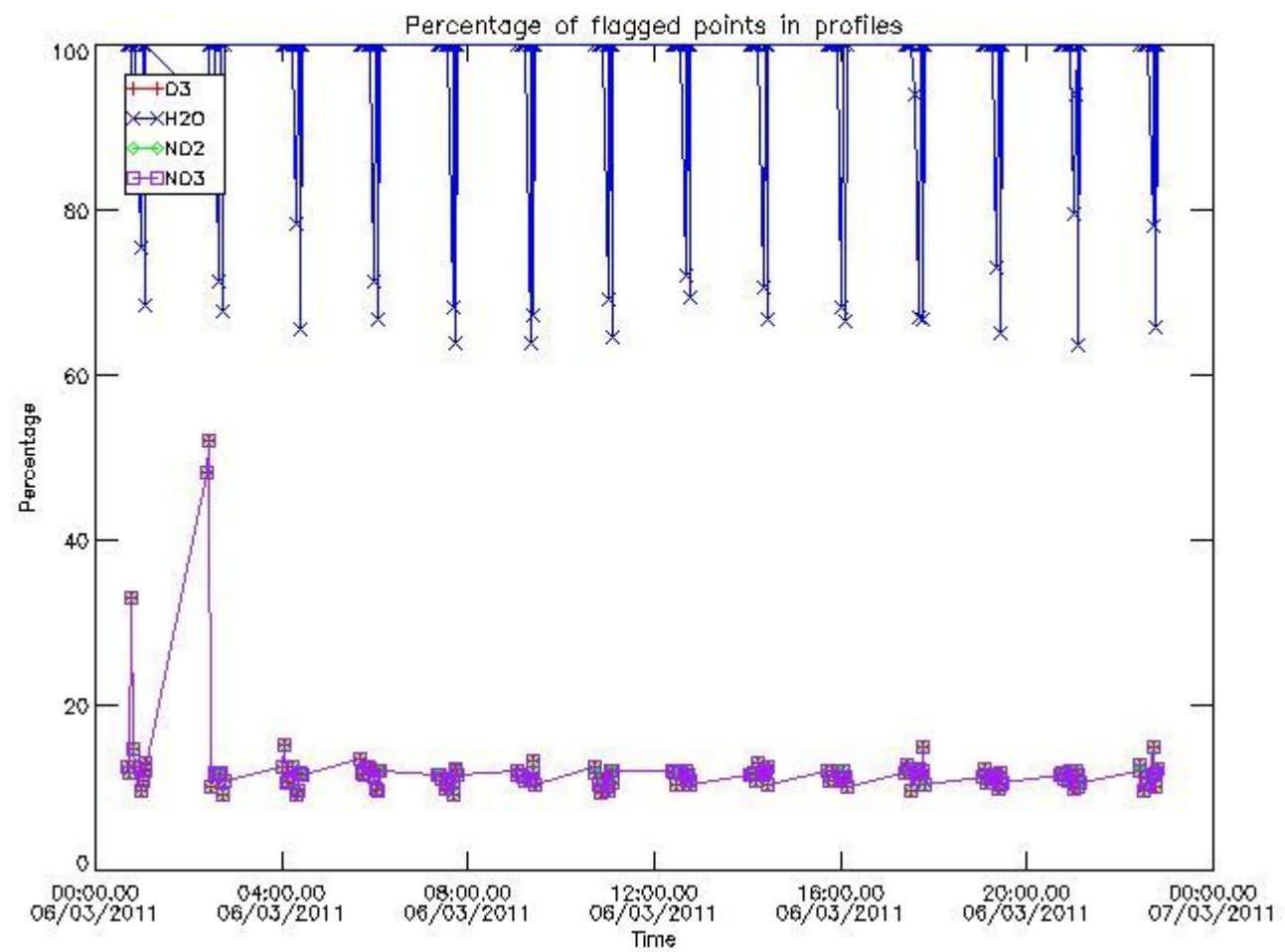
220	GOM_NL__2PRFIN20110306_160111_000000463100_00141_47138_4845.N1	06-MAR-2011 16:01:11	Dark	46.000	4	Alp1Cen	-0.010000	5800.0	92	47138	No
221	GOM_NL__2PRFIN20110306_160228_000000453100_00141_47138_4846.N1	06-MAR-2011 16:02:28	Dark	45.000	10	Bet Cen	0.61000	28000.	90	47138	No
222	GOM_NL__2PRFIN20110306_160423_000000433100_00141_47138_4847.N1	06-MAR-2011 16:04:23	Dark	42.500	77	Eps Cen	2.3030	28000.	85	47138	No
223	GOM_NL__2PRFIN20110306_160556_000000543100_00141_47138_4848.N1	06-MAR-2011 16:05:56	Dark	54.000	26	Gam Cru	1.6240	2900.0	108	47138	No
224	GOM_NL__2PRFIN20110306_160728_000000503100_00141_47138_4849.N1	06-MAR-2011 16:07:28	Dark	50.000	64	Gam Cen	2.2000	10600.	100	47138	No
225	GOM_NL__2PRFIN20110306_160916_000000573100_00141_47138_4850.N1	06-MAR-2011 16:09:16	Straylight	57.000	123	lot Cen	2.7500	10200.	114	47138	No
226	GOM_NL__2PRFIN20110306_161636_000000563100_00141_47138_4851.N1	06-MAR-2011 16:16:36	Straylight	56.000	171	2Eps Crv	3.0010	4250.0	112	47138	No
227	GOM_NL__2PRFIN20110306_162815_000000423100_00141_47138_4852.N1	06-MAR-2011 16:28:15	Bright	41.500	22	32Alp Leo	1.3600	15200.	83	47138	No
228	GOM_NL__2PRFIN20110306_163041_000000423100_00141_47138_4853.N1	06-MAR-2011 16:30:41	Bright	41.500	51	41Gam1Leo	2.0100	4500.0	83	47138	No
229	GOM_NL__2PRFIN20110306_163906_000000423100_00141_47138_4854.N1	06-MAR-2011 16:39:06	Bright	42.000	174	52Psi UMa	3.0040	4400.0	84	47138	No
230	GOM_NL__2PRFIN20110306_164203_000000403100_00141_47138_4855.N1	06-MAR-2011 16:42:03	Bright	39.500	82	48Bet UMa	2.3650	10600.	79	47138	No
231	GOM_NL__2PRFIN20110306_164328_000000423100_00141_47138_4856.N1	06-MAR-2011 16:43:28	Bright	41.500	36	50Alp UMa	1.8000	6300.0	83	47138	No
232	GOM_NL__2PRFIN20110306_165038_000000433100_00141_47138_4857.N1	06-MAR-2011 16:50:38	Bright	42.500	60	7Bet UMi	2.0810	3950.0	85	47138	No
233	GOM_NL__2PRFIN20110306_165508_000000473100_00141_47138_4858.N1	06-MAR-2011 16:55:08	Bright	47.000	119	14Eta Dra	2.7270	4700.0	94	47138	No
234	GOM_NL__2PRFIN20110306_165945_000000463100_00141_47138_4859.N1	06-MAR-2011 16:59:45	Bright	45.500	130	23Bet Dra	2.7990	5800.0	91	47138	No
235	GOM_NL__2PRFIN20110306_170310_000000363100_00141_47138_4860.N1	06-MAR-2011 17:03:10	Bright	36.000	144	18Del Cyg	2.8600	11000.	72	47138	No
236	GOM_NL__2PRFIN20110306_170516_000000443100_00141_47138_4861.N1	06-MAR-2011 17:05:16	Bright	43.500	5	3Alp Lyr	0.033000	11000.	87	47138	No
237	GOM_NL__2PRFIN20110306_171319_000000433100_00141_47138_4862.N1	06-MAR-2011 17:13:19	Bright	42.500	168	17Zet Aql	2.9860	11000.	85	47138	No
238	GOM_NL__2PRFIN20110306_172319_000000443100_00141_47138_4863.N1	06-MAR-2011 17:23:19	Dark	43.500	155	41Pi Sgr	2.9000	6600.0	87	47138	No
239	GOM_NL__2PRFIN20110306_172512_000000443100_00141_47138_4864.N1	06-MAR-2011 17:25:12	Dark	43.500	57	34Sig Sgr	2.0660	26000.	87	47138	No
240	GOM_NL__2PRFIN20110306_172827_000000503100_00141_47138_4865.N1	06-MAR-2011 17:28:27	Dark	49.500	38	20Eps Sgr	1.8360	11000.	99	47138	No
241	GOM_NL__2PRFIN20110306_173135_000000543100_00141_47138_4866.N1	06-MAR-2011 17:31:35	Dark	53.500	25	35Lam Sco	1.6200	28000.	107	47138	No
242	GOM_NL__2PRFIN20110306_173452_000000423100_00142_47139_4844.N1	06-MAR-2011 17:34:52	Dark	41.500	141	Bet Ara	2.8400	4600.0	83	47139	No
243	GOM_NL__2PRFIN20110306_174125_000000463100_00142_47139_4845.N1	06-MAR-2011 17:41:25	Dark	46.000	4	Alp1Cen	-0.010000	5800.0	92	47139	No
244	GOM_NL__2PRFIN20110306_174243_000000513100_00142_47139_4846.N1	06-MAR-2011 17:42:43	Dark	51.000	10	Bet Cen	0.61000	28000.	102	47139	No
245	GOM_NL__2PRFIN20110306_174438_000000423100_00142_47139_4847.N1	06-MAR-2011 17:44:38	Dark	42.000	77	Eps Cen	2.3030	28000.	84	47139	No
246	GOM_NL__2PRFIN20110306_174610_000000553100_00142_47139_4848.N1	06-MAR-2011 17:46:10	Dark	54.500	26	Gam Cru	1.6240	2900.0	109	47139	No
247	GOM_NL__2PRFIN20110306_174743_000000503100_00142_47139_4849.N1	06-MAR-2011 17:47:43	Dark	49.500	64	Gam Cen	2.2000	10600.	99	47139	No
248	GOM_NL__2PRFIN20110306_174930_000000513100_00142_47139_4850.N1	06-MAR-2011 17:49:30	Straylight	50.500	123	lot Cen	2.7500	10200.	101	47139	No
249	GOM_NL__2PRFIN20110306_175651_000000583100_00142_47139_4851.N1	06-MAR-2011 17:56:51	Straylight	57.500	171	2Eps Crv	3.0010	4250.0	115	47139	No
250	GOM_NL__2PRFIN20110306_180829_000000423100_00142_47139_4852.N1	06-MAR-2011 18:08:29	Bright	41.500	22	32Alp Leo	1.3600	15200.	83	47139	No
251	GOM_NL__2PRFIN20110306_181055_000000413100_00142_47139_4853.N1	06-MAR-2011 18:10:55	Bright	41.000	51	41Gam1Leo	2.0100	4500.0	82	47139	No
252	GOM_NL__2PRFIN20110306_181920_000000443100_00142_47139_4854.N1	06-MAR-2011 18:19:20	Bright	43.500	174	52Psi UMa	3.0040	4400.0	87	47139	No
253	GOM_NL__2PRFIN20110306_182217_000000413100_00142_47139_4855.N1	06-MAR-2011 18:22:17	Bright	41.000	82	48Bet UMa	2.3650	10600.	82	47139	No
254	GOM_NL__2PRFIN20110306_182341_000000403100_00142_47139_4856.N1	06-MAR-2011 18:23:41	Bright	40.000	36	50Alp UMa	1.8000	6300.0	80	47139	No
255	GOM_NL__2PRFIN20110306_183052_000000413100_00142_47139_4857.N1	06-MAR-2011 18:30:52	Bright	41.000	60	7Bet UMi	2.0810	3950.0	82	47139	No
256	GOM_NL__2PRFIN20110306_183521_000000483100_00142_47139_4858.N1	06-MAR-2011 18:35:21	Bright	48.000	119	14Eta Dra	2.7270	4700.0	96	47139	No
257	GOM_NL__2PRFIN20110306_183959_000000493100_00142_47139_4859.N1	06-MAR-2011 18:39:59	Bright	49.000	130	23Bet Dra	2.7990	5800.0	98	47139	No
258	GOM_NL__2PRFIN20110306_184324_000000373100_00142_47139_4860.N1	06-MAR-2011 18:43:24	Bright	37.000	144	18Del Cyg	2.8600	11000.	74	47139	No
259	GOM_NL__2PRFIN20110306_184530_000000453100_00142_47139_4861.N1	06-MAR-2011 18:45:30	Bright	45.000	5	3Alp Lyr	0.033000	11000.	90	47139	No
260	GOM_NL__2PRFIN20110306_185334_000000453100_00142_47139_4862.N1	06-MAR-2011 18:53:34	Bright	45.000	168	17Zet Aql	2.9860	11000.	90	47139	No
261	GOM_NL__2PRFIN20110306_190333_000000453100_00142_47139_4863.N1	06-MAR-2011 19:03:33	Dark	45.000	155	41Pi Sgr	2.9000	6600.0	90	47139	No
262	GOM_NL__2PRFIN20110306_190526_000000463100_00142_47139_4864.N1	06-MAR-2011 19:05:26	Dark	45.500	57	34Sig Sgr	2.0660	26000.	91	47139	No
263	GOM_NL__2PRFIN20110306_190841_000000493100_00142_47139_4865.N1	06-MAR-2011 19:08:41	Dark	48.500	38	20Eps Sgr	1.8360	11000.	97	47139	No
264	GOM_NL__2PRFIN20110306_191150_000000463100_00142_47139_4866.N1	06-MAR-2011 19:11:50	Dark	45.500	25	35Lam Sco	1.6200	28000.	91	47139	No
265	GOM_NL__2PRFIN20110306_191506_000000453100_00143_47140_4844.N1	06-MAR-2011 19:15:06	Dark	44.500	141	Bet Ara	2.8400	4600.0	89	47140	No
266	GOM_NL__2PRFIN20110306_192140_000000583100_00143_47140_4845.N1	06-MAR-2011 19:21:40	Dark	58.000	4	Alp1Cen	-0.010000	5800.0	116	47140	No
267	GOM_NL__2PRFIN20110306_192257_000000523100_00143_47140_4846.N1	06-MAR-2011 19:22:57	Dark	51.500	10	Bet Cen	0.61000	28000.	103	47140	No
268	GOM_NL__2PRFIN20110306_192452_000000433100_00143_47140_4847.N1	06-MAR-2011 19:24:52	Dark	43.000	77	Eps Cen	2.3030	28000.	86	47140	No
269	GOM_NL__2PRFIN20110306_192624_000000543100_00143_47140_4848.N1	06-MAR-2011 19:26:24	Dark	53.500	26	Gam Cru	1.6240	2900.0	107	47140	No
270	GOM_NL__2PRFIN20110306_192757_000000483100_00143_47140_4849.N1	06-MAR-2011 19:27:57	Dark	48.000	64	Gam Cen	2.2000	10600.	96	47140	No
271	GOM_NL__2PRFIN20110306_192945_000000543100_00143_47140_4850.N1	06-MAR-2011 19:29:45	Straylight	54.000	123	lot Cen	2.7500	10200.	108	47140	No
272	GOM_NL__2PRFIN20110306_193705_000000543100_00143_47140_4851.N1	06-MAR-2011 19:37:05	Straylight	54.000	171	2Eps Crv	3.0010	4250.0	108	47140	No
273	GOM_NL__2PRFIN20110306_194843_000000413100_00143_47140_4852.N1	06-MAR-2011 19:48:43	Bright	41.000	22	32Alp Leo	1.3600	15200.	82	47140	No
274	GOM_NL__2PRFIN20110306_195109_000000413100_00143_47140_4853.N1	06-MAR-2011 19:51:09	Bright	40.500	51	41Gam1Leo	2.0100	4500.0	81	47140	No
275	GOM_NL__2PRFIN20110306_195933_000000433100_00143_47140_4854.N1	06-MAR-2011 19:59:33	Bright	43.000	174	52Psi UMa	3.0040	4400.0	86	47140	No
276	GOM_NL__2PRFIN20110306_200231_000000413100_00143_47140_4855.N1	06-MAR-2011 20:02:31	Bright	40.500	82	48Bet UMa	2.3650	10600.	81	47140	No
277	GOM_NL__2PRFIN20110306_200355_000000423100_00143_47140_4856.N1	06-MAR-2011 20:03:55	Bright	41.500	36	50Alp UMa	1.8000	6300.0	83	47140	No
278	GOM_NL__2PRFIN20110306_201106_000000433100_00143_47140_4857.N1	06-MAR-2011 20:11:06	Bright	42.500	60	7Bet UMi	2.0810	3950.0	85	47140	No

279	GOM_NL__2PRFIN20110306_201535_000000493100_00143_47140_4858.N1	06-MAR-2011 20:15:35	Bright	48.500	119	14Eta Dra	2.7270	4700.0	97	47140	No
280	GOM_NL__2PRFIN20110306_202012_000000503100_00143_47140_4859.N1	06-MAR-2011 20:20:12	Bright	49.500	130	23Bet Dra	2.7990	5800.0	99	47140	No
281	GOM_NL__2PRFIN20110306_202338_000000383100_00143_47140_4860.N1	06-MAR-2011 20:23:38	Bright	37.500	144	18Del Cyg	2.8600	11000.	75	47140	No
282	GOM_NL__2PRFIN20110306_202544_000000443100_00143_47140_4861.N1	06-MAR-2011 20:25:44	Bright	44.000	5	3Alp Lyr	0.033000	11000.	88	47140	No
283	GOM_NL__2PRFIN20110306_203348_000000443100_00143_47140_4862.N1	06-MAR-2011 20:33:48	Bright	43.500	168	17Zet Aql	2.9860	11000.	87	47140	No
284	GOM_NL__2PRFIN20110306_204348_000000453100_00143_47140_4863.N1	06-MAR-2011 20:43:48	Dark	44.500	155	41Pi Sgr	2.9000	6600.0	89	47140	No
285	GOM_NL__2PRFIN20110306_204541_000000433100_00143_47140_4864.N1	06-MAR-2011 20:45:41	Dark	43.000	57	34Sig Sgr	2.0660	26000.	86	47140	No
286	GOM_NL__2PRFIN20110306_204856_000000463100_00143_47140_4865.N1	06-MAR-2011 20:48:56	Dark	46.000	38	20Eps Sgr	1.8360	11000.	92	47140	No
287	GOM_NL__2PRFIN20110306_205205_000000483100_00143_47140_4866.N1	06-MAR-2011 20:52:05	Dark	47.500	25	35Lam Sco	1.6200	28000.	95	47140	No
288	GOM_NL__2PRFIN20110306_205521_000000423100_00144_47141_4844.N1	06-MAR-2011 20:55:21	Dark	42.000	141	Bet Ara	2.8400	4600.0	84	47141	No
289	GOM_NL__2PRFIN20110306_210155_000000523100_00144_47141_4845.N1	06-MAR-2011 21:01:55	Dark	52.000	4	Alp1Cen	-0.010000	5800.0	104	47141	No
290	GOM_NL__2PRFIN20110306_210312_000000423100_00144_47141_4846.N1	06-MAR-2011 21:03:12	Dark	42.000	10	Bet Cen	0.61000	28000.	84	47141	No
291	GOM_NL__2PRFIN20110306_210507_000000443100_00144_47141_4847.N1	06-MAR-2011 21:05:07	Dark	44.000	77	Eps Cen	2.3030	28000.	88	47141	No
292	GOM_NL__2PRFIN20110306_210639_000000503100_00144_47141_4848.N1	06-MAR-2011 21:06:39	Dark	50.000	26	Gam Cru	1.6240	2900.0	100	47141	No
293	GOM_NL__2PRFIN20110306_210812_000000483100_00144_47141_4849.N1	06-MAR-2011 21:08:12	Dark	48.000	64	Gam Cen	2.2000	10600.	96	47141	No
294	GOM_NL__2PRFIN20110306_211000_000000543100_00144_47141_4850.N1	06-MAR-2011 21:10:00	Straylight	54.000	123	lot Cen	2.7500	10200.	108	47141	No
295	GOM_NL__2PRFIN20110306_211719_000000543100_00144_47141_4851.N1	06-MAR-2011 21:17:19	Straylight	54.000	171	2Eps Crv	3.0010	4250.0	108	47141	No
296	GOM_NL__2PRFIN20110306_212857_000000413100_00144_47141_4852.N1	06-MAR-2011 21:28:57	Bright	40.500	22	32Alp Leo	1.3600	15200.	81	47141	No
297	GOM_NL__2PRFIN20110306_213123_000000413100_00144_47141_4853.N1	06-MAR-2011 21:31:23	Bright	40.500	51	41Gam1Leo	2.0100	4500.0	81	47141	No
298	GOM_NL__2PRFIN20110306_213947_000000443100_00144_47141_4854.N1	06-MAR-2011 21:39:47	Bright	43.500	174	52Psi UMa	3.0040	4400.0	87	47141	No
299	GOM_NL__2PRFIN20110306_214244_000000403100_00144_47141_4855.N1	06-MAR-2011 21:42:44	Bright	40.000	82	48Bet UMa	2.3650	10600.	80	47141	No
300	GOM_NL__2PRFIN20110306_214409_000000423100_00144_47141_4856.N1	06-MAR-2011 21:44:09	Bright	41.500	36	50Alp UMa	1.8000	6300.0	83	47141	No
301	GOM_NL__2PRFIN20110306_215120_000000403100_00144_47141_4857.N1	06-MAR-2011 21:51:20	Bright	40.000	60	7Bet UMi	2.0810	3950.0	80	47141	No
302	GOM_NL__2PRFIN20110306_215548_000000433100_00144_47141_4858.N1	06-MAR-2011 21:55:48	Bright	43.000	119	14Eta Dra	2.7270	4700.0	86	47141	No
303	GOM_NL__2PRFIN20110306_220026_000000493100_00144_47141_4859.N1	06-MAR-2011 22:00:26	Bright	49.000	130	23Bet Dra	2.7990	5800.0	98	47141	No
304	GOM_NL__2PRFIN20110306_220352_000000363100_00144_47141_4860.N1	06-MAR-2011 22:03:52	Bright	36.000	144	18Del Cyg	2.8600	11000.	72	47141	No
305	GOM_NL__2PRFIN20110306_220558_000000473100_00144_47141_4861.N1	06-MAR-2011 22:05:58	Bright	47.000	5	3Alp Lyr	0.033000	11000.	94	47141	No
306	GOM_NL__2PRFIN20110306_221402_000000453100_00144_47141_4862.N1	06-MAR-2011 22:14:02	Bright	44.500	168	17Zet Aql	2.9860	11000.	89	47141	No
307	GOM_NL__2PRFIN20110306_222402_000000433100_00144_47141_4863.N1	06-MAR-2011 22:24:02	Dark	42.500	155	41Pi Sgr	2.9000	6600.0	85	47141	No
308	GOM_NL__2PRFIN20110306_222556_000000443100_00144_47141_4864.N1	06-MAR-2011 22:25:56	Dark	44.000	57	34Sig Sgr	2.0660	26000.	88	47141	No
309	GOM_NL__2PRFIN20110306_222911_000000533100_00144_47141_4865.N1	06-MAR-2011 22:29:11	Dark	52.500	38	20Eps Sgr	1.8360	11000.	105	47141	No
310	GOM_NL__2PRFIN20110306_223220_000000483100_00144_47141_4866.N1	06-MAR-2011 22:32:20	Dark	48.000	25	35Lam Sco	1.6200	28000.	96	47141	No
311	GOM_NL__2PRFIN20110306_223535_000000493100_00145_47142_4844.N1	06-MAR-2011 22:35:35	Dark	49.000	141	Bet Ara	2.8400	4600.0	98	47142	No
312	GOM_NL__2PRFIN20110306_224209_000000443100_00145_47142_4845.N1	06-MAR-2011 22:42:09	Dark	44.000	4	Alp1Cen	-0.010000	5800.0	88	47142	No
313	GOM_NL__2PRFIN20110306_224326_000000443100_00145_47142_4846.N1	06-MAR-2011 22:43:26	Dark	44.000	10	Bet Cen	0.61000	28000.	88	47142	No
314	GOM_NL__2PRFIN20110306_224522_000000443100_00145_47142_4847.N1	06-MAR-2011 22:45:22	Dark	43.500	77	Eps Cen	2.3030	28000.	87	47142	No
315	GOM_NL__2PRFIN20110306_224653_000000503100_00145_47142_4848.N1	06-MAR-2011 22:46:53	Dark	50.000	26	Gam Cru	1.6240	2900.0	100	47142	No
316	GOM_NL__2PRFIN20110306_224826_000000423100_00145_47142_4849.N1	06-MAR-2011 22:48:26	Dark	41.500	64	Gam Cen	2.2000	10600.	83	47142	No
317	GOM_NL__2PRFIN20110306_225015_000000543100_00145_47142_4850.N1	06-MAR-2011 22:50:15	Straylight	53.500	123	lot Cen	2.7500	10200.	107	47142	No
318	GOM_NL__2PRFIN20110306_225733_000000603100_00145_47142_4851.N1	06-MAR-2011 22:57:33	Straylight	59.500	171	2Eps Crv	3.0010	4250.0	119	47142	No
319	GOM_NL__2PRFIN20110306_230910_000000413100_00145_47142_4852.N1	06-MAR-2011 23:09:10	Bright	40.500	22	32Alp Leo	1.3600	15200.	81	47142	No
320	GOM_NL__2PRFIN20110306_231136_000000423100_00145_47142_4853.N1	06-MAR-2011 23:11:36	Bright	41.500	51	41Gam1Leo	2.0100	4500.0	83	47142	No
321	GOM_NL__2PRFIN20110306_232000_000000423100_00145_47142_4854.N1	06-MAR-2011 23:20:00	Bright	41.500	174	52Psi UMa	3.0040	4400.0	83	47142	No
322	GOM_NL__2PRFIN20110306_232258_000000403100_00145_47142_4855.N1	06-MAR-2011 23:22:58	Bright	39.500	82	48Bet UMa	2.3650	10600.	79	47142	No
323	GOM_NL__2PRFIN20110306_232422_000000413100_00145_47142_4856.N1	06-MAR-2011 23:24:22	Bright	40.500	36	50Alp UMa	1.8000	6300.0	81	47142	No
324	GOM_NL__2PRFIN20110306_233133_000000423100_00145_47142_4857.N1	06-MAR-2011 23:31:33	Bright	41.500	60	7Bet UMi	2.0810	3950.0	83	47142	No
325	GOM_NL__2PRFIN20110306_233602_000000453100_00145_47142_4858.N1	06-MAR-2011 23:36:02	Bright	45.000	119	14Eta Dra	2.7270	4700.0	90	47142	No
326	GOM_NL__2PRFIN20110306_234040_000000493100_00145_47142_4859.N1	06-MAR-2011 23:40:40	Bright	48.500	130	23Bet Dra	2.7990	5800.0	97	47142	No
327	GOM_NL__2PRFIN20110306_234406_000000383100_00145_47142_4860.N1	06-MAR-2011 23:44:06	Bright	37.500	144	18Del Cyg	2.8600	11000.	75	47142	No
328	GOM_NL__2PRFIN20110306_234612_000000453100_00145_47142_4861.N1	06-MAR-2011 23:46:12	Bright	44.500	5	3Alp Lyr	0.033000	11000.	89	47142	No
329	GOM_NL__2PRFIN20110306_235417_000000453100_00145_47142_4862.N1	06-MAR-2011 23:54:17	Bright	45.000	168	17Zet Aql	2.9860	11000.	90	47142	No

3. Quality information per product

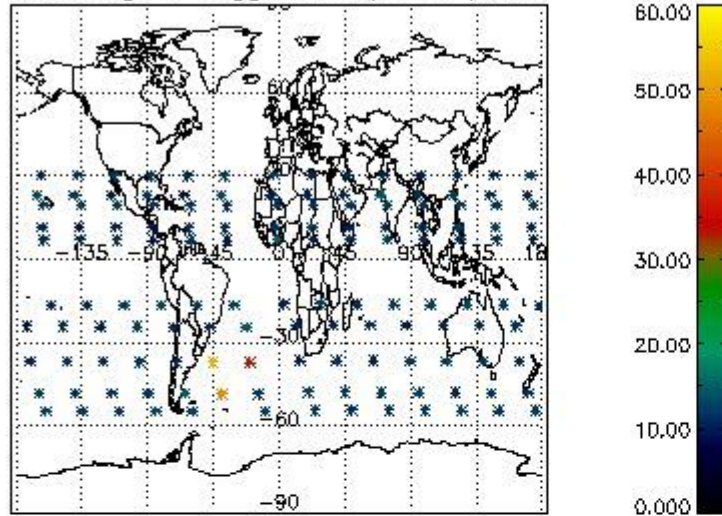
In this section it is plotted some information contained in the Quality Summary data set of the level 2 products. Only products in dark limb conditions and without errors (error flag in the MPH set to "0") are used.

3.1 Plot quality information per product (time dependant)

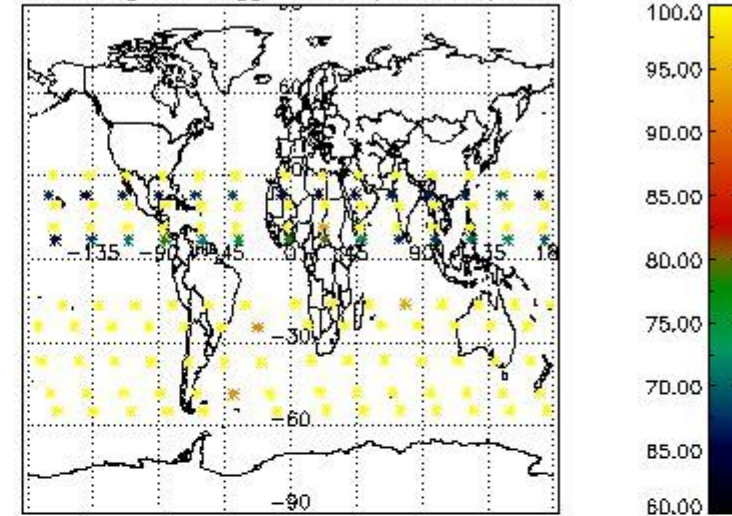


3.2 Plot quality information per product (world map)

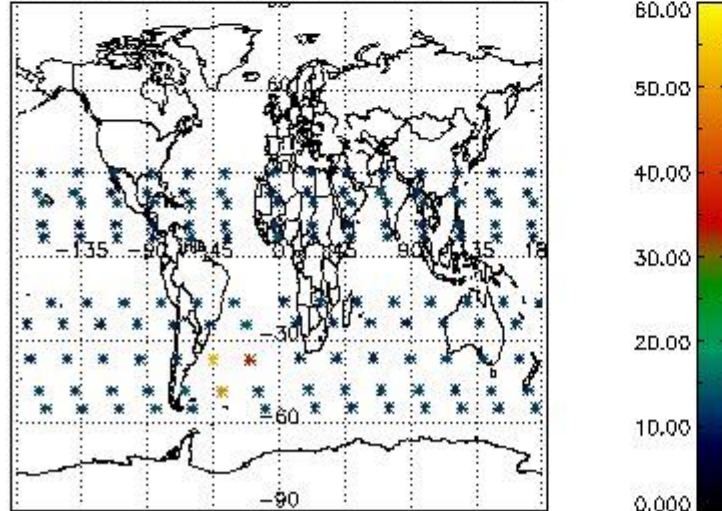
Percentage of flagged data per O3 profile



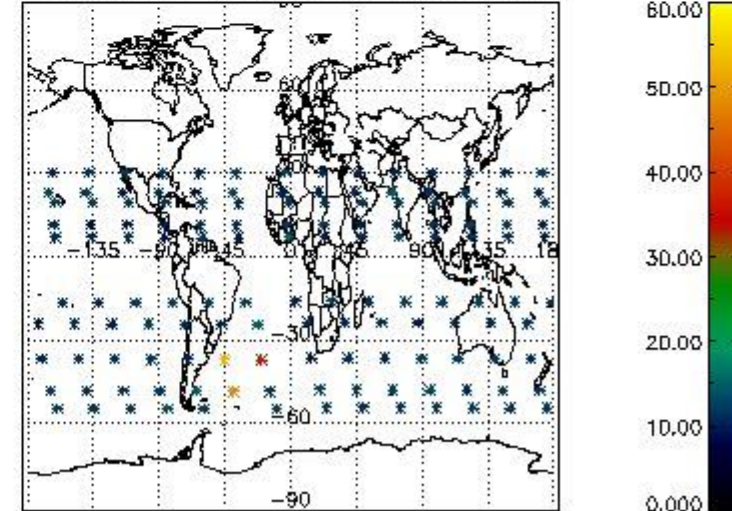
Percentage of flagged data per H2O profile



Percentage of flagged data per NO2 profile



Percentage of flagged data per NO3 profile

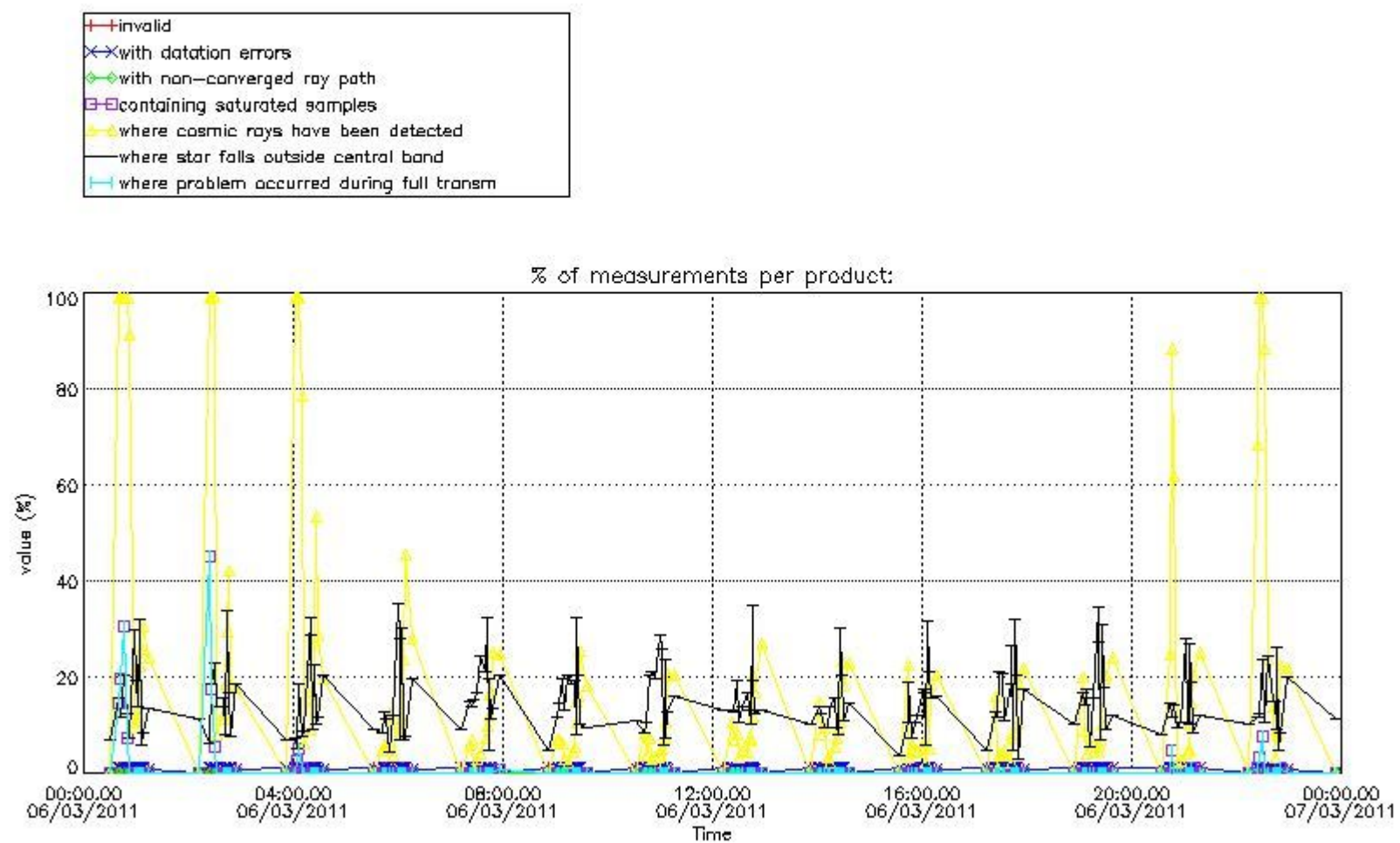


4. Level 1 quality information per product

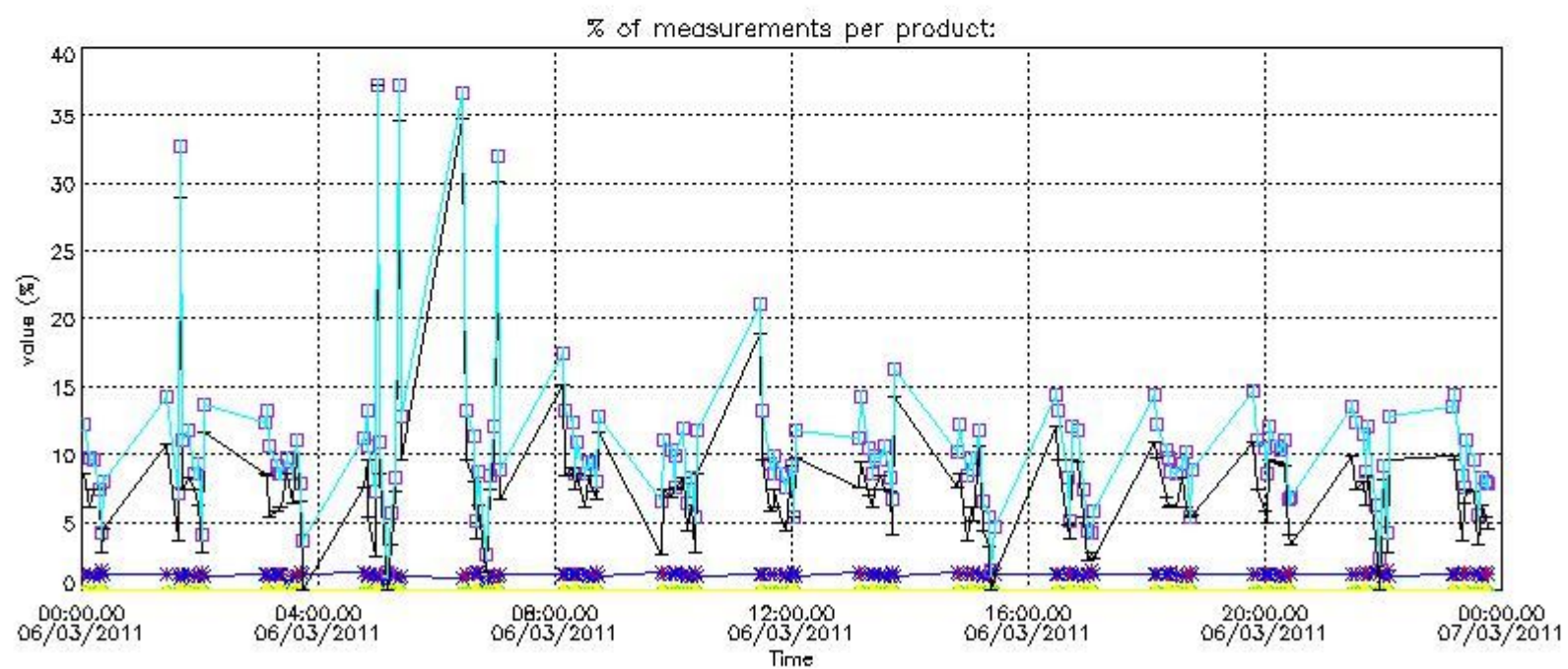
In this section it is plotted some information contained in the Quality Summary data set of the level 2 products that comes from the level 1b processing. Products without errors (error flag in the MPH set to "0") are used.

4.1 Plot quality information per product (time dependant) coming from level 1b processing

4.1.1 Plot level 1 quality information per product (time dependant): ENVISAT ASCENDING passes



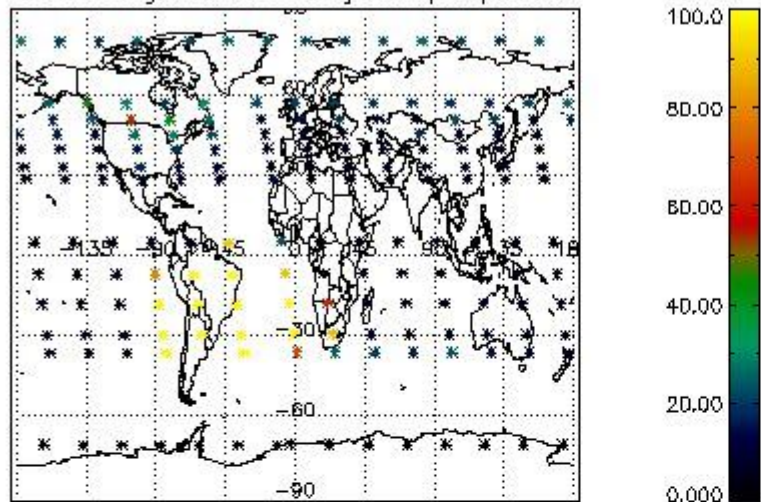
4.1.2 Plot level 1 quality information per product (time dependant): ENVI SAT DESCENDING passes



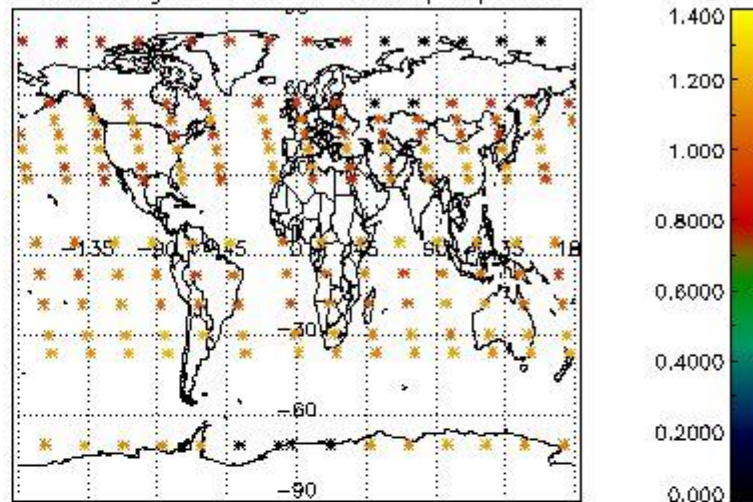
4.2 Plot quality information per product coming from level 1b processing (world map)

4.2.1 Plot level 1 quality information per product (world map): ENVISAT ASCENDING passes

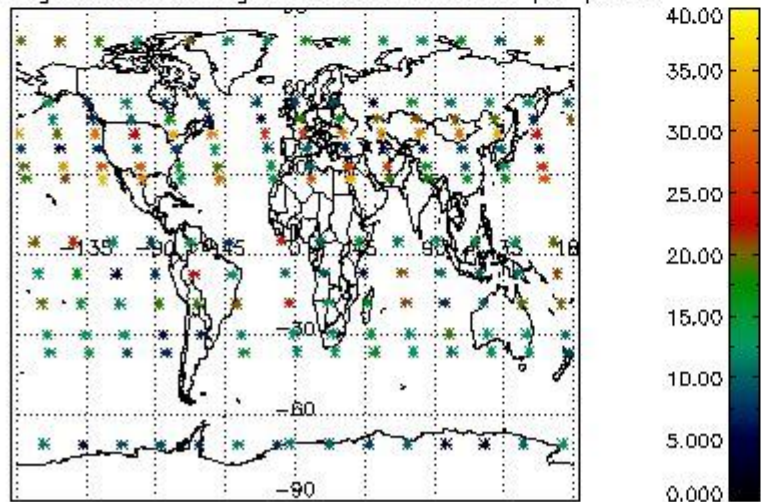
Percentage of cosmic ray hits per profile



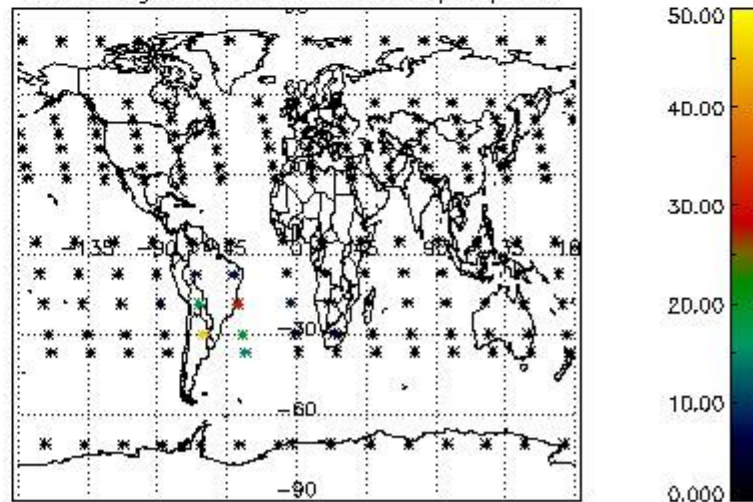
Percentage of datation errors per profile



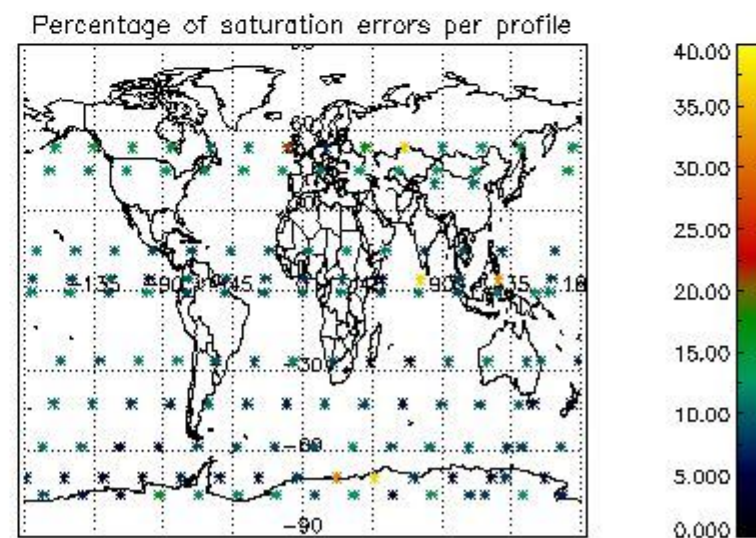
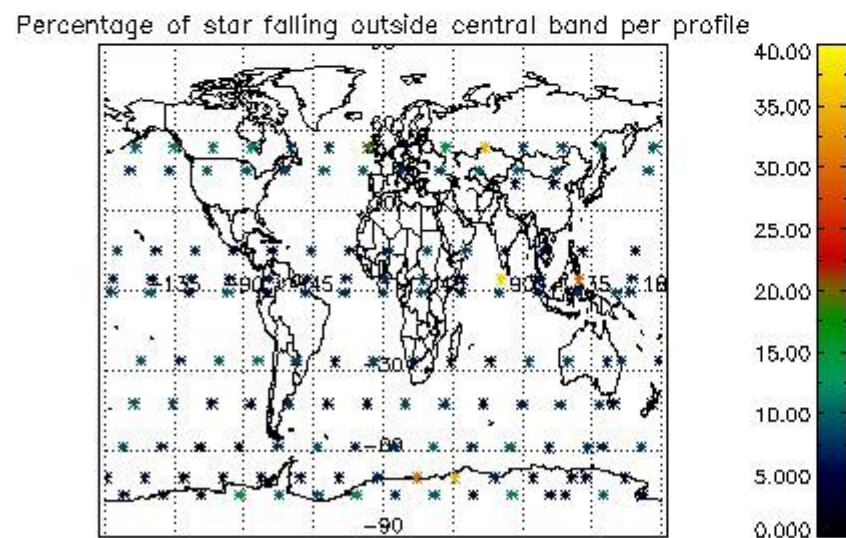
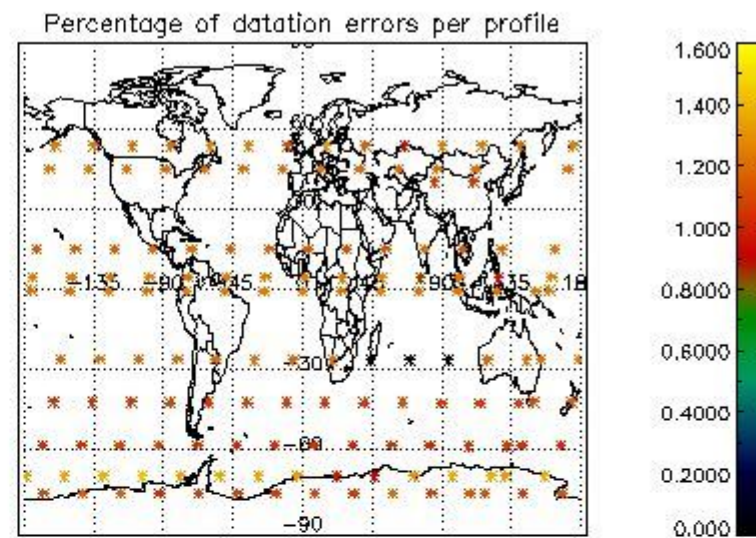
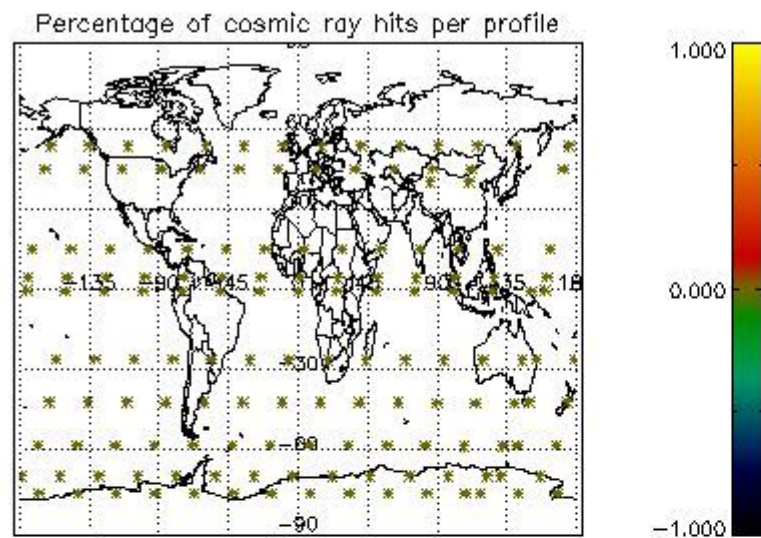
Percentage of star falling outside central band per profile



Percentage of saturation errors per profile



4.2.2 Plot level 1 quality information per product (world map): ENVISAT DESCENDING passes



5. Trace gas profiles

5.1 Ozone statistics based on quality of products

The final quality of the products can be "measured" using the STD (Standard Deviation) attached to every point profile. This information is written to the parameter GOM_NL__2P/NL_LOCAL_SPECIES_DENSITY/o3_std of the level 2 products. The table below shows the statistics for given STD ranges.

The statistics are given with respect to the overall valid production:

- Products without fatal errors: GOM_NL__2P/MPH/PRODUCT_ERR=0
- Valid point profile: GOM_NL__2P/NL_LOCAL_SPECIES_DENSITY/pcd(0)=0

The 'Criteria' is applied to valid points of dark limb products:

- Products in dark limb illumination condition: GOM_NL__2P/NL_SUMMARY_QUALITY/obs_ill_cond=0
- Products without fatal errors: GOM_NL__2P/MPH/PRODUCT_ERR=0
- Valid point profile: GOM_NL__2P/NL_LOCAL_SPECIES_DENSITY/pcd(0)=0

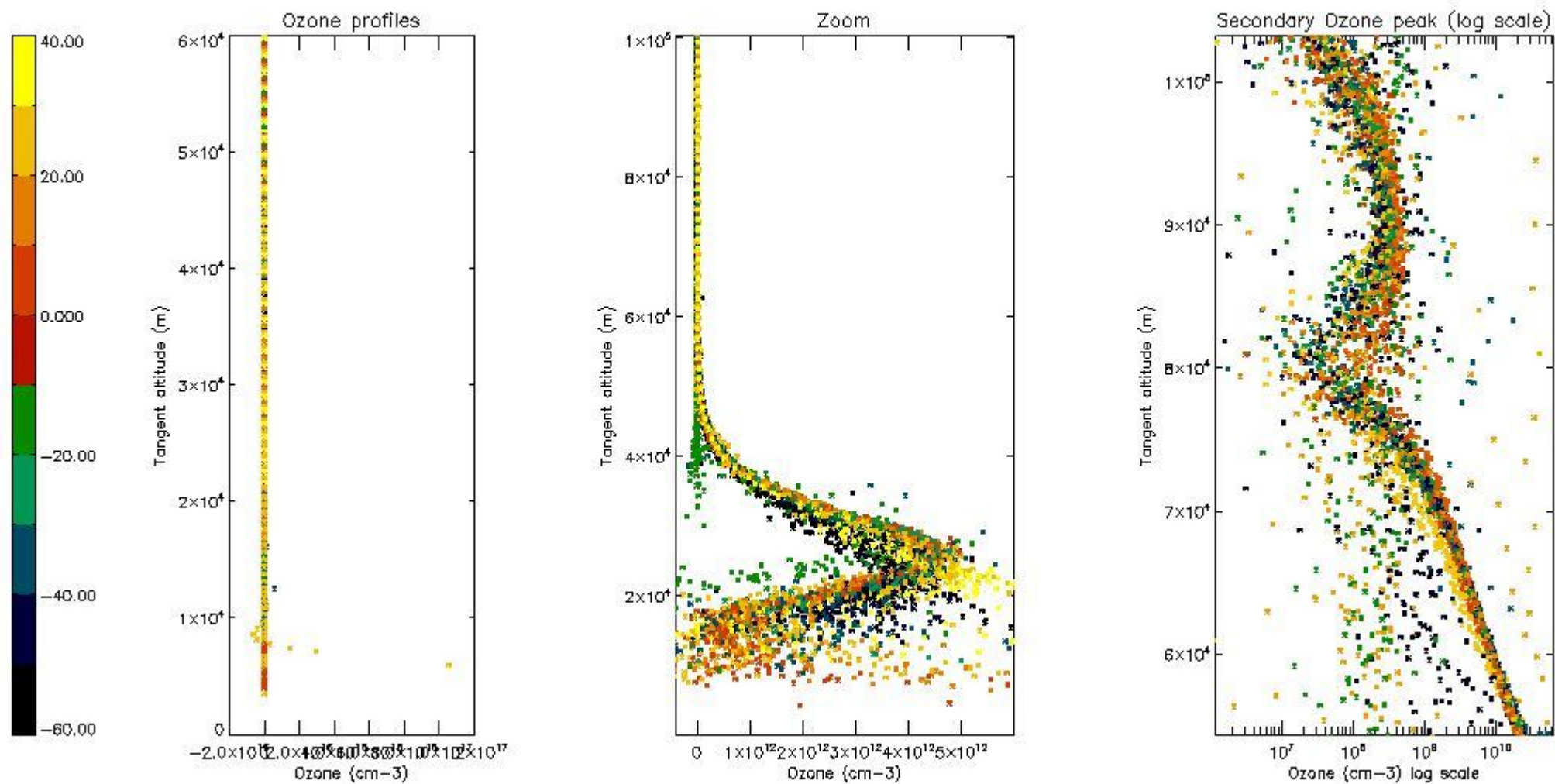
So, the table below shows the percentage of dark limb and valid observations for each criteria with respect to the overall valid daily observations.

Criteria	% of total production
All STD	44
STD < 20	22

STD < 10	17
STD < 5	11

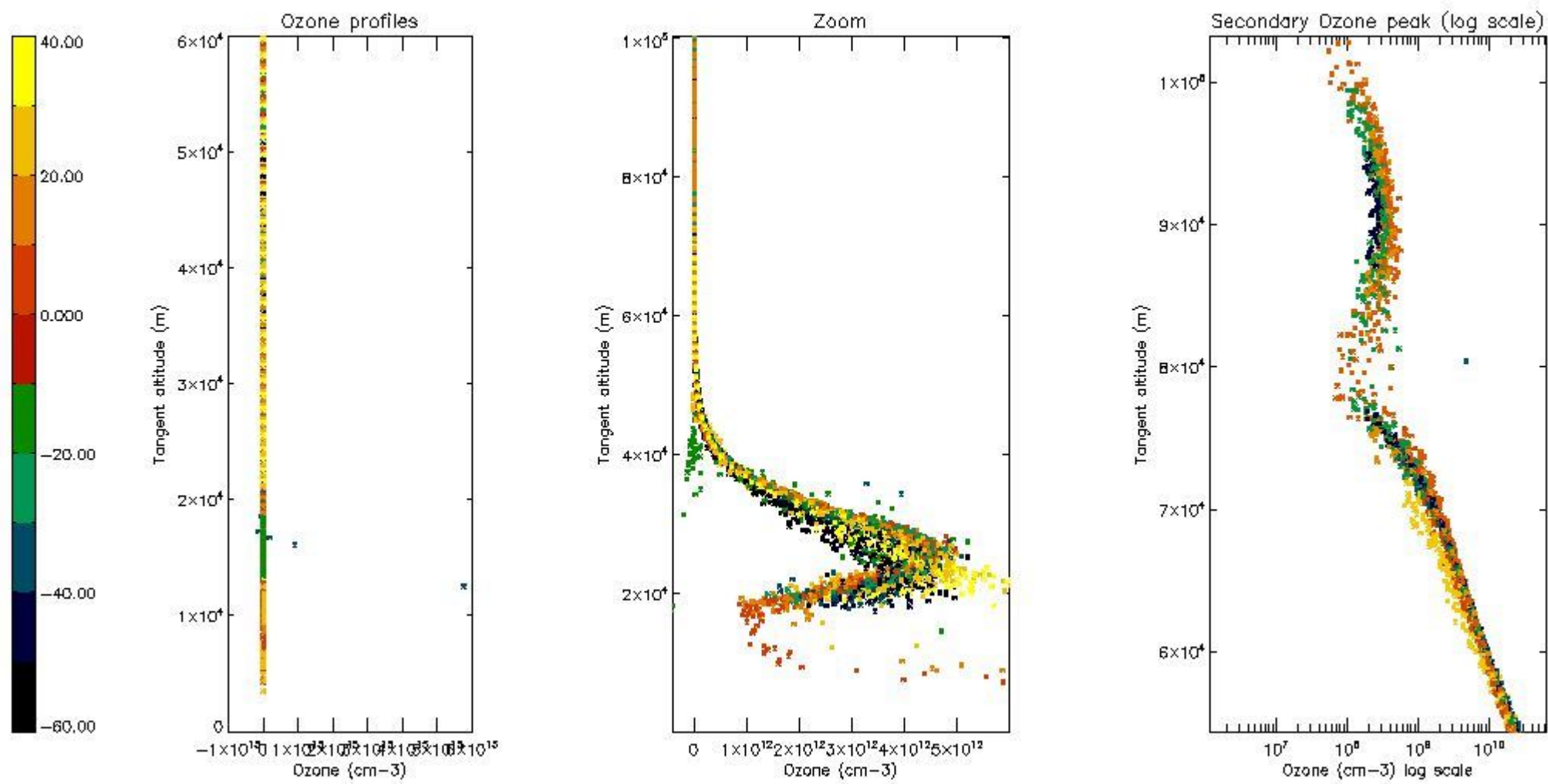
5.2 Plot ozone profiles for all STD (dark without errors)

The colorbar represents the latitude.



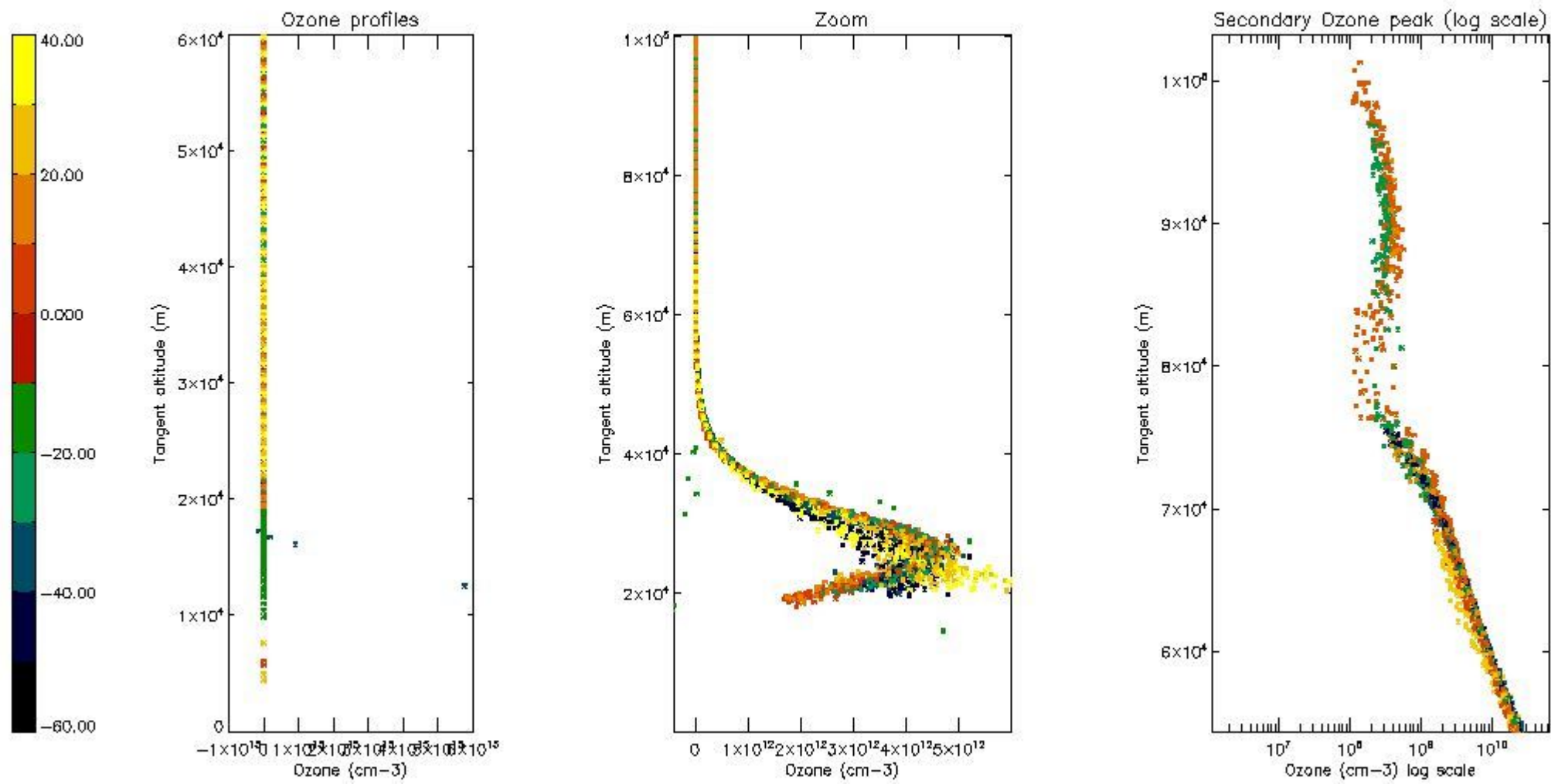
5.3 Plot ozone profiles where STD < 20% (dark without errors)

The colorbar represents the latitude.



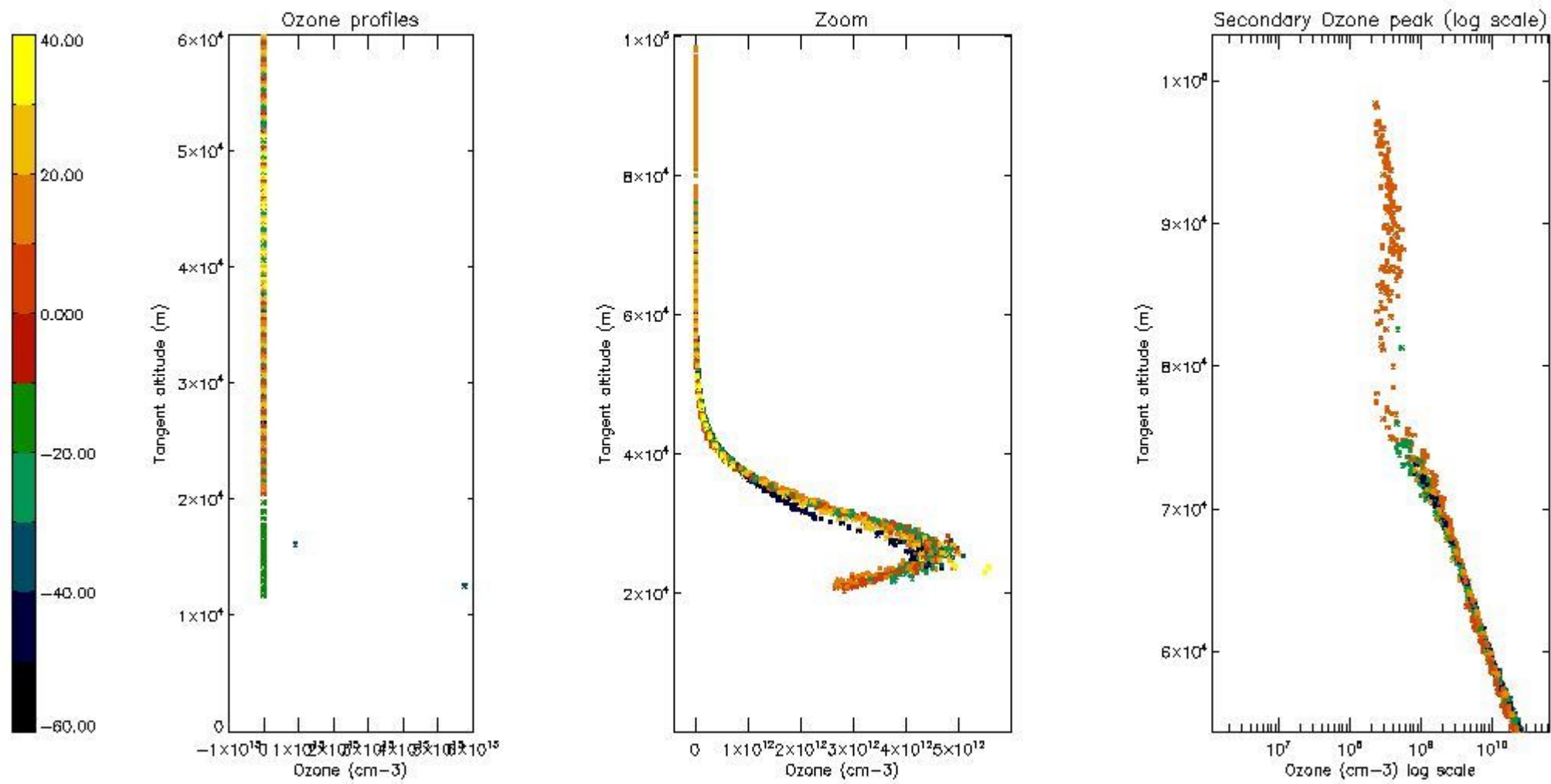
5.4 Plot ozone profiles where STD < 10% (dark without errors)

The colorbar represents the latitude.



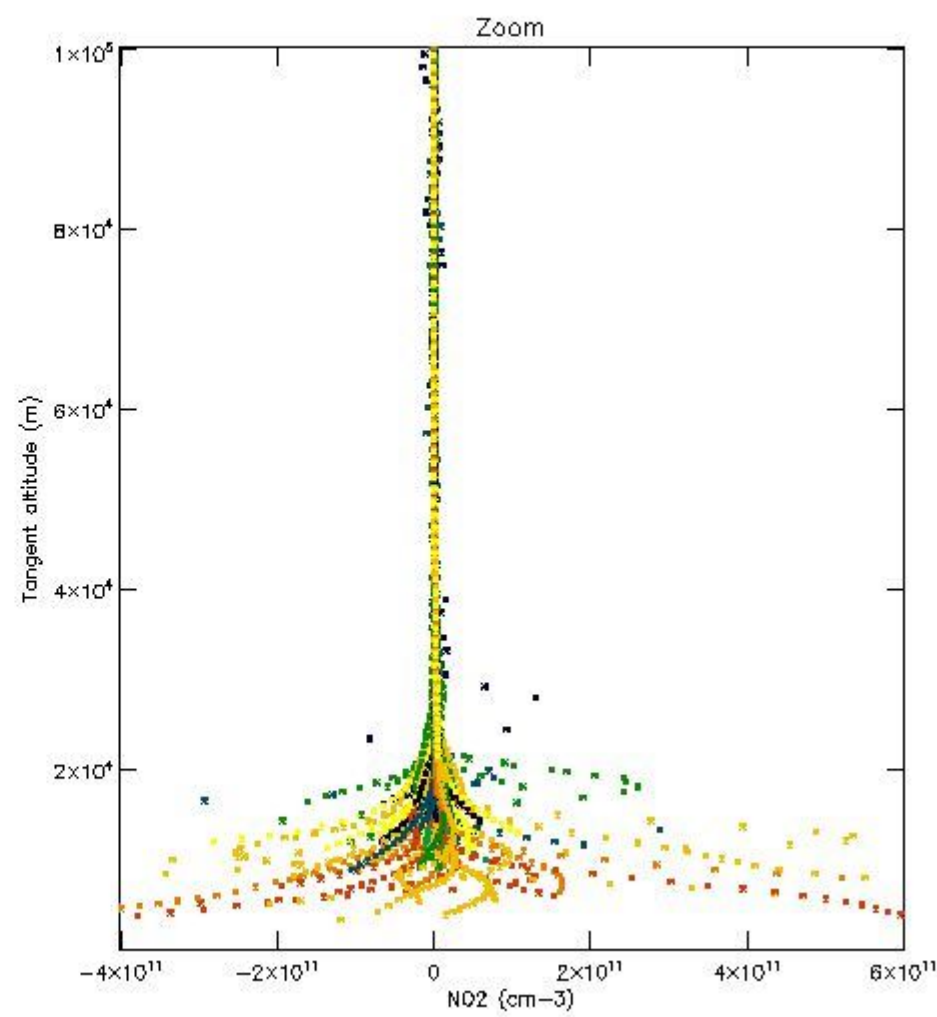
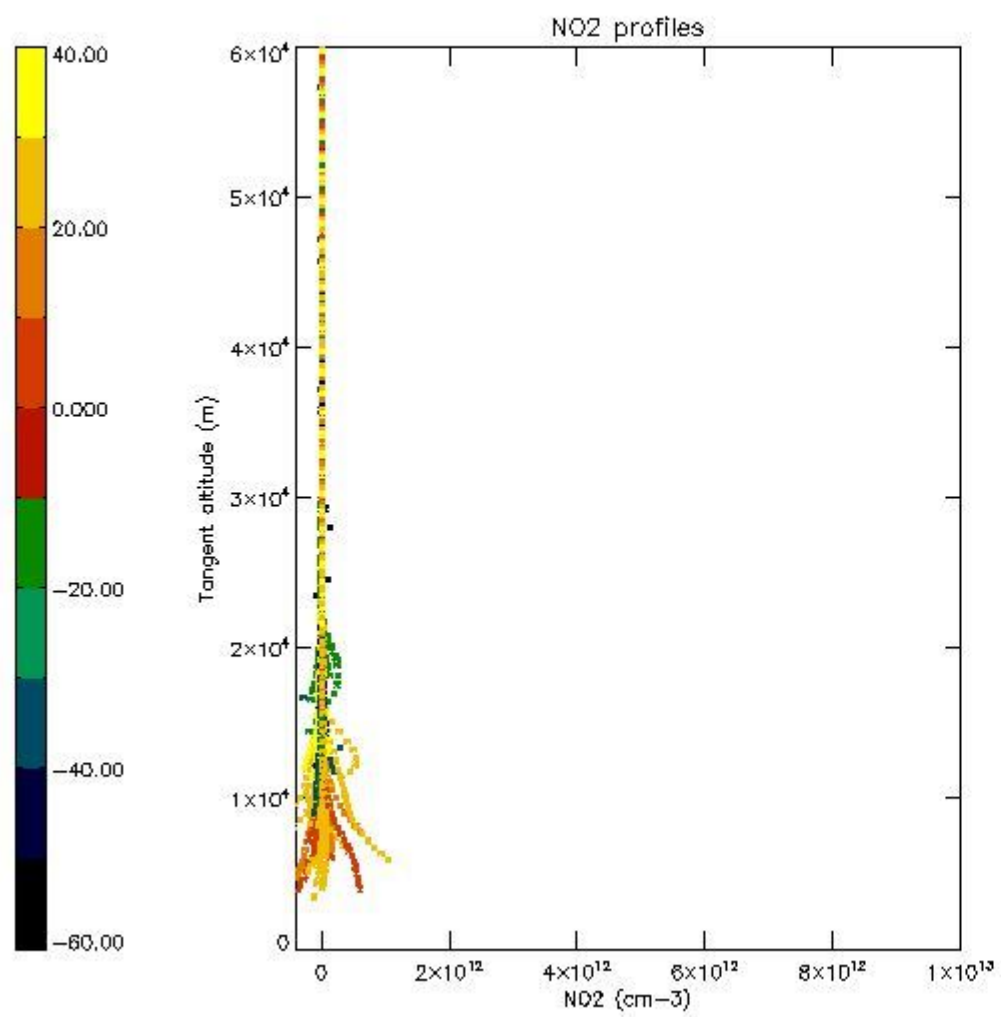
5.5 Plot ozone profiles where $STD < 5\%$ (dark without errors)

The colorbar represents the latitude.



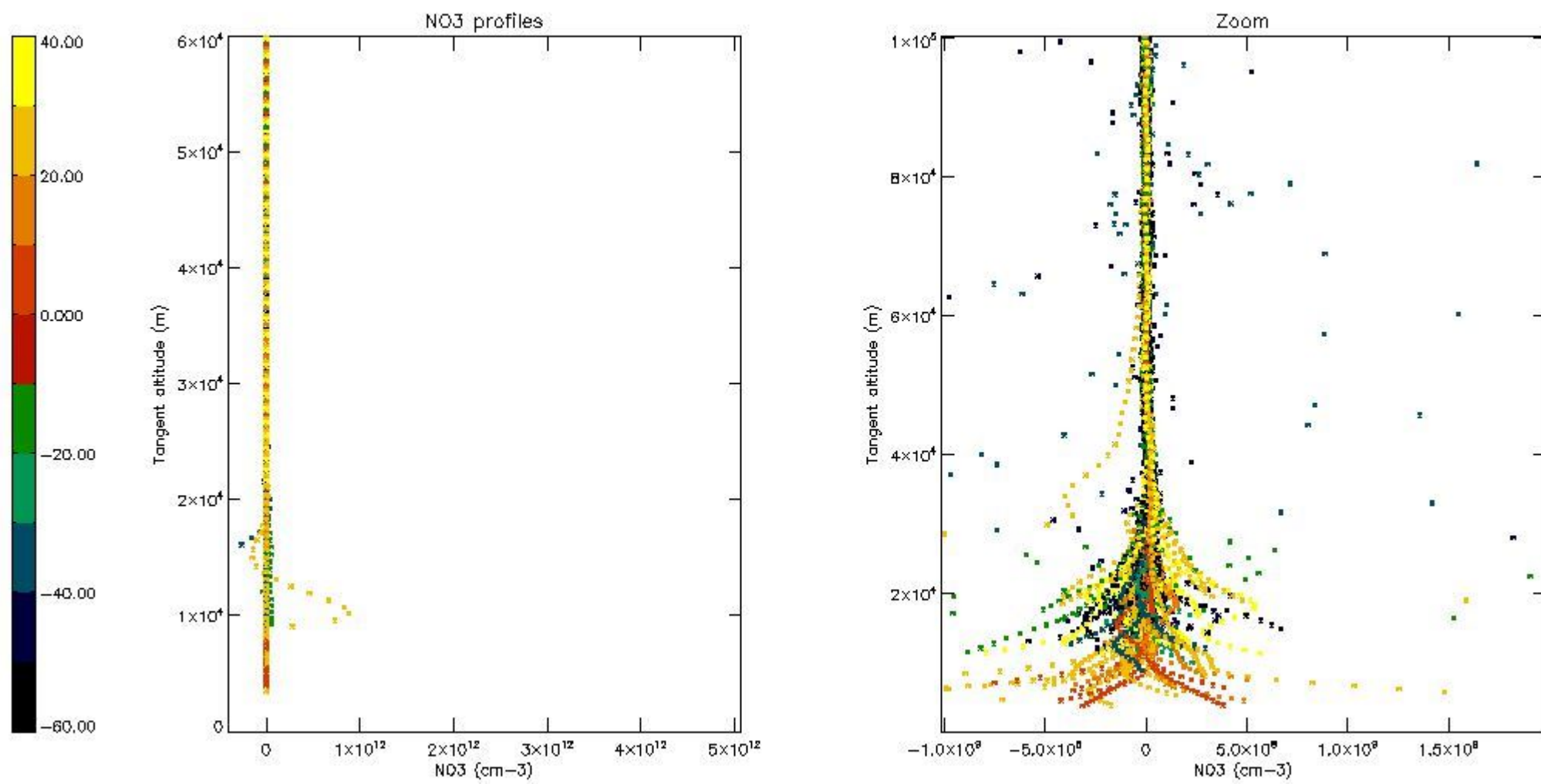
5.6 Plot NO₂ profiles for all STD (dark without errors)

The colorbar represents the latitude.



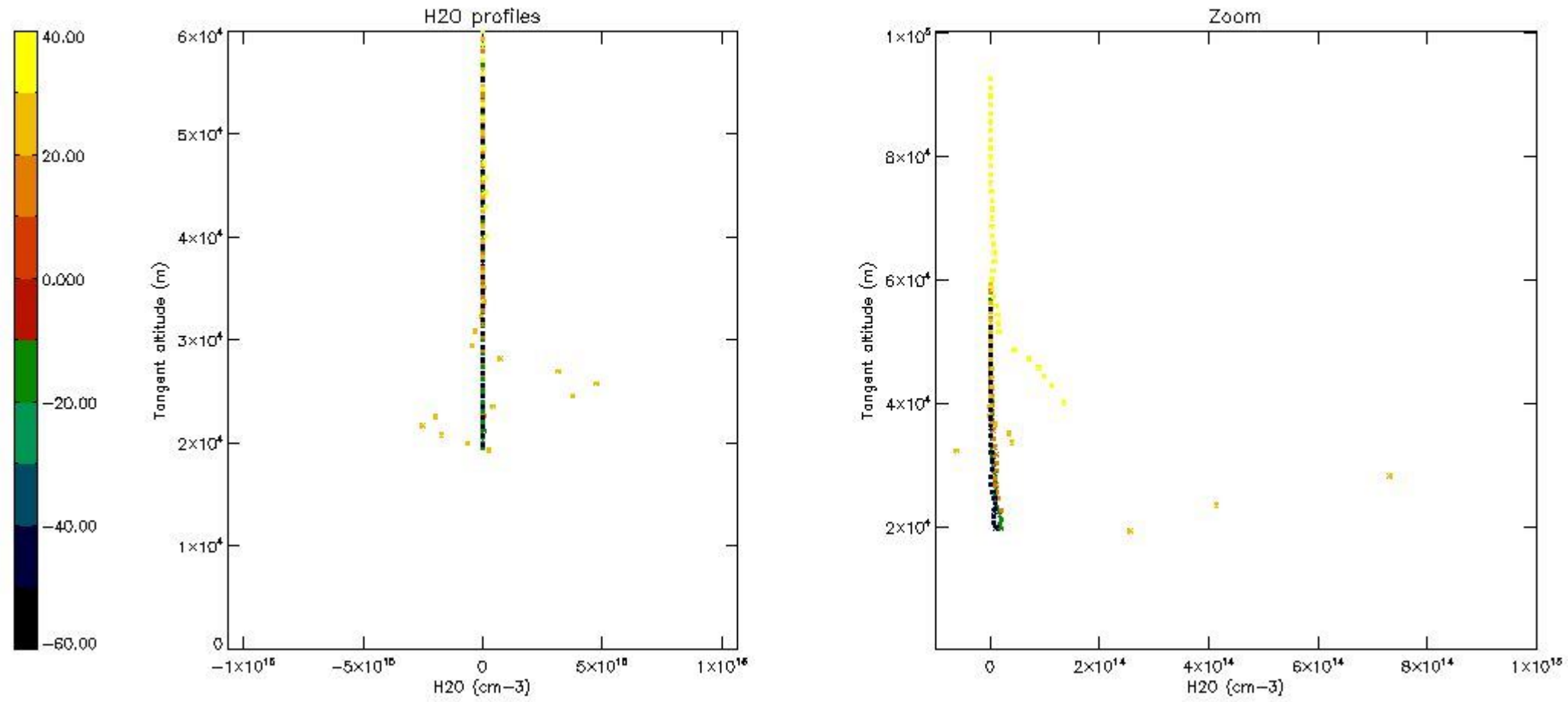
5.7 Plot NO3 profiles for all STD (dark without errors)

The colorbar represents the latitude.



5.8 Plot H2O profiles for all STD (only for occultations of stars 1,2,3,4,13,14,16,26,63 dark without errors)

The colorbar represents the latitude.



6. Auxiliary Data Files used for the production reported in section 2

The number reported in the third column indicates since which file (see list in section 2) the corresponding auxiliary file has been used. The fourth column is the date of those product files.

Type	Auxiliary Filename	Used since product	Used since product date
INST_PHYS_CHARACTERISTICS	GOM_INS_AXVIEC20091111_143220_20030716_120000_20500101_000000	1	06-MAR-2011 00:01:11
LEVEL-2_PROC_CONFIG	GOM_PR2_AXVIEC20091111_152718_20020301_000000_20500101_000000	1	06-MAR-2011 00:01:11
CROSS_SECTIONS_FILE	GOM_CRS_AXVIEC20091111_154832_20020301_000000_20500101_000000	1	06-MAR-2011 00:01:11

GOMOS Level 2 Daily Report

SUMMARY

[1. General Info](#)

[2. Summary of processed GOM_NL_2P products](#)

[3. Level 2 Quality information per product](#)

[3.1 Plot of level 2 quality information per product \(time dependant\)](#)

[3.2 Plot of level 2 quality information per product \(world map\)](#)

[4. Level 1 Quality information per product \(stored on level 2 products\)](#)

[4.1 Plot of level 1 quality information per product \(time dependant\)](#)

[4.1.1 Plot of level 1 quality information per product \(time dependant\): ASCENDING](#)

[4.1.2 Plot of level 1 quality information per product \(time dependant\): DESCENDING](#)

[4.2 Plot of level 1 quality information per product \(world map\)](#)

[4.2.1 Plot of level 1 quality information per product \(world map\): ASCENDING](#)

[4.2.2 Plot of level 1 quality information per product \(world map\): DESCENDING](#)

[5. Ozone profiles based on quality statistics and other trace gas profiles](#)

[5.1 Ozone statistics based on quality of products](#)

[5.2 Plot ozone profiles for all STD \(dark without errors\)](#)

[5.3 Plot ozone profiles where STD < 20% \(dark without errors\)](#)

[5.4. Plot ozone profiles where STD < 10% \(dark without errors\)](#)

[5.5. Plot ozone profiles where STD < 5% \(dark without errors\)](#)

[5.6 Plot NO2 profiles for all STD \(dark without errors\)](#)

[5.7 Plot NO3 profiles for all STD \(dark without errors\)](#)

[5.8 Plot H2O profiles \(only for occultations of stars 1,2,3,4,13,14,16,26,63 dark without errors\) for all STD](#)

[6. Auxiliary Data Files used for the production reported in section 2](#)

This report presents the daily analysis on parameters extracted from GOMOS level 2 data (GOM_NL__2P). It is intended to monitor some important parameters that will impact the quality of these products. A list of level 2 products (and content) that have arrived during the reporting day to the PCF is also given.

Item	Value
Time of report generation	24APR2013 10:58:44
Data source version	GOMOS/6.01
Start time of products	06-03-2011 (06MAR2011 00:00:00)
Stop time of products	07-03-2011 (07MAR2011 00:00:00)
Store outputs in DB	Yes
Nb of level 2 prods	329
Nb of prods with errors	0

2. Summary of processed GOM_NL__2P products.

Nr	Filename	UTC Start time	Limb	Duration	Star Id	Star Name	Star Mag	Star Temp	Nb Meas	Orbit	Prod. error
1	GOM_NL__2PRFIN20110306_000111_000000413100_00131_47128_3423.N1	06-MAR-2011 00:01:11	Bright	41.000	36	50Alp UMa	1.8000	6300.0	82	47128	No
2	GOM_NL__2PRFIN20110306_000822_000000413100_00131_47128_3424.N1	06-MAR-2011 00:08:22	Bright	41.000	60	7Bet UMi	2.0810	3950.0	82	47128	No
3	GOM_NL__2PRFIN20110306_001252_000000473100_00131_47128_3425.N1	06-MAR-2011 00:12:52	Bright	47.000	119	14Eta Dra	2.7270	4700.0	94	47128	No
4	GOM_NL__2PRFIN20110306_001728_000000483100_00131_47128_3426.N1	06-MAR-2011 00:17:28	Bright	47.500	130	23Bet Dra	2.7990	5800.0	95	47128	No
5	GOM_NL__2PRFIN20110306_002049_000000363100_00131_47128_3427.N1	06-MAR-2011 00:20:49	Bright	36.000	144	18Del Cyg	2.8600	11000.	72	47128	No
6	GOM_NL__2PRFIN20110306_002256_000000443100_00131_47128_3428.N1	06-MAR-2011 00:22:56	Bright	44.000	5	3Alp Lyr	0.033000	11000.	88	47128	No
7	GOM_NL__2PRFIN20110306_003055_000000433100_00131_47128_3429.N1	06-MAR-2011 00:30:55	Bright	42.500	168	17Zet Aql	2.9860	11000.	85	47128	No
8	GOM_NL__2PRFIN20110306_004053_000000453100_00131_47128_3430.N1	06-MAR-2011 00:40:53	Dark	45.000	155	41Pi Sgr	2.9000	6600.0	90	47128	No
9	GOM_NL__2PRFIN20110306_004246_000000443100_00131_47128_3431.N1	06-MAR-2011 00:42:46	Dark	43.500	57	34Sig Sgr	2.0660	26000.	87	47128	No
10	GOM_NL__2PRFIN20110306_004559_000000493100_00131_47128_3432.N1	06-MAR-2011 00:45:59	Dark	49.000	38	20Eps Sgr	1.8360	11000.	98	47128	No
11	GOM_NL__2PRFIN20110306_004906_000000493100_00131_47128_3433.N1	06-MAR-2011 00:49:06	Dark	48.500	25	35Lam Sco	1.6200	28000.	97	47128	No
12	GOM_NL__2PRFIN20110306_005226_000000413100_00132_47129_4934.N1	06-MAR-2011 00:52:26	Dark	40.500	141	Bet Ara	2.8400	4600.0	81	47129	No
13	GOM_NL__2PRFIN20110306_005859_000000543100_00132_47129_4935.N1	06-MAR-2011 00:58:59	Dark	53.500	4	Alp1Cen	-0.010000	5800.0	107	47129	No
14	GOM_NL__2PRFIN20110306_010017_000000473100_00132_47129_4936.N1	06-MAR-2011 01:00:17	Dark	46.500	10	Bet Cen	0.61000	28000.	93	47129	No
15	GOM_NL__2PRFIN20110306_010211_000000473100_00132_47129_4937.N1	06-MAR-2011 01:02:11	Dark	46.500	77	Eps Cen	2.3030	28000.	93	47129	No
16	GOM_NL__2PRFIN20110306_010345_000000553100_00132_47129_4938.N1	06-MAR-2011 01:03:45	Dark	54.500	26	Gam Cru	1.6240	2900.0	109	47129	No
17	GOM_NL__2PRFIN20110306_010517_000000433100_00132_47129_4939.N1	06-MAR-2011 01:05:17	Dark	42.500	64	Gam Cen	2.2000	10600.	85	47129	No
18	GOM_NL__2PRFIN20110306_010703_000000543100_00132_47129_4940.N1	06-MAR-2011 01:07:03	Straylight	54.000	123	lot Cen	2.7500	10200.	108	47129	No
19	GOM_NL__2PRFIN20110306_011427_000000563100_00132_47129_4941.N1	06-MAR-2011 01:14:27	Straylight	56.000	171	2Eps Crv	3.0010	4250.0	112	47129	No
20	GOM_NL__2PRFIN20110306_012609_000000423100_00132_47129_4942.N1	06-MAR-2011 01:26:09	Bright	42.000	22	32Alp Leo	1.3600	15200.	84	47129	No
21	GOM_NL__2PRFIN20110306_013704_000000423100_00132_47129_4943.N1	06-MAR-2011 01:37:04	Bright	42.000	174	52Psi UMa	3.0040	4400.0	84	47129	No
22	GOM_NL__2PRFIN20110306_014001_000000543100_00132_47129_4944.N1	06-MAR-2011 01:40:01	Bright	53.500	82	48Bet UMa	2.3650	10600.	107	47129	No
23	GOM_NL__2PRFIN20110306_014125_000000413100_00132_47129_4945.N1	06-MAR-2011 01:41:25	Bright	40.500	36	50Alp UMa	1.8000	6300.0	81	47129	No
24	GOM_NL__2PRFIN20110306_014836_000000433100_00132_47129_4946.N1	06-MAR-2011 01:48:36	Bright	42.500	60	7Bet UMi	2.0810	3950.0	85	47129	No
25	GOM_NL__2PRFIN20110306_015306_000000473100_00132_47129_4947.N1	06-MAR-2011 01:53:06	Bright	47.000	119	14Eta Dra	2.7270	4700.0	94	47129	No
26	GOM_NL__2PRFIN20110306_015742_000000483100_00132_47129_4948.N1	06-MAR-2011 01:57:42	Bright	48.000	130	23Bet Dra	2.7990	5800.0	96	47129	No
27	GOM_NL__2PRFIN20110306_020103_000000373100_00132_47129_4949.N1	06-MAR-2011 02:01:03	Bright	36.500	144	18Del Cyg	2.8600	11000.	73	47129	No
28	GOM_NL__2PRFIN20110306_020310_000000483100_00132_47129_4950.N1	06-MAR-2011 02:03:10	Bright	47.500	5	3Alp Lyr	0.033000	11000.	95	47129	No
29	GOM_NL__2PRFIN20110306_021110_000000453100_00132_47129_4951.N1	06-MAR-2011 02:11:10	Bright	44.500	168	17Zet Aql	2.9860	11000.	89	47129	No
30	GOM_NL__2PRFIN20110306_022300_000000413100_00132_47129_4952.N1	06-MAR-2011 02:23:00	Dark	41.000	57	34Sig Sgr	2.0660	26000.	82	47129	No
31	GOM_NL__2PRFIN20110306_022614_000000493100_00132_47129_4953.N1	06-MAR-2011 02:26:14	Dark	48.500	38	20Eps Sgr	1.8360	11000.	97	47129	No
32	GOM_NL__2PRFIN20110306_022921_000000553100_00132_47129_4954.N1	06-MAR-2011 02:29:21	Dark	55.000	25	35Lam Sco	1.6200	28000.	110	47129	No
33	GOM_NL__2PRFIN20110306_023240_000000433100_00133_47130_4934.N1	06-MAR-2011 02:32:40	Dark	43.000	141	Bet Ara	2.8400	4600.0	86	47130	No
34	GOM_NL__2PRFIN20110306_023914_000000443100_00133_47130_4935.N1	06-MAR-2011 02:39:14	Dark	44.000	4	Alp1Cen	-0.010000	5800.0	88	47130	No
35	GOM_NL__2PRFIN20110306_024031_000000453100_00133_47130_4936.N1	06-MAR-2011 02:40:31	Dark	44.500	10	Bet Cen	0.61000	28000.	89	47130	No
36	GOM_NL__2PRFIN20110306_024226_000000443100_00133_47130_4937.N1	06-MAR-2011 02:42:26	Dark	43.500	77	Eps Cen	2.3030	28000.	87	47130	No
37	GOM_NL__2PRFIN20110306_024400_000000563100_00133_47130_4938.N1	06-MAR-2011 02:44:00	Dark	56.000	26	Gam Cru	1.6240	2900.0	112	47130	No
38	GOM_NL__2PRFIN20110306_024532_000000483100_00133_47130_4939.N1	06-MAR-2011 02:45:32	Dark	47.500	64	Gam Cen	2.2000	10600.	95	47130	No
39	GOM_NL__2PRFIN20110306_024717_000000543100_00133_47130_4940.N1	06-MAR-2011 02:47:17	Straylight	53.500	123	lot Cen	2.7500	10200.	107	47130	No
40	GOM_NL__2PRFIN20110306_025442_000000603100_00133_47130_4941.N1	06-MAR-2011 02:54:42	Straylight	59.500	171	2Eps Crv	3.0010	4250.0	119	47130	No
41	GOM_NL__2PRFIN20110306_030623_000000413100_00133_47130_4942.N1	06-MAR-2011 03:06:23	Bright	40.500	22	32Alp Leo	1.3600	15200.	81	47130	No
42	GOM_NL__2PRFIN20110306_030851_000000423100_00133_47130_4943.N1	06-MAR-2011 03:08:51	Bright	41.500	51	41Gam1Leo	2.0100	4500.0	83	47130	No

43	GOM_NL__2PRFIN20110306_031012_000000473100_00133_47130_4944.N1	06-MAR-2011 03:10:12	Bright	47.000	96	68Del Leo	2.5600	9300.0	94	47130	No
44	GOM_NL__2PRFIN20110306_031718_000000443100_00133_47130_4945.N1	06-MAR-2011 03:17:18	Bright	43.500	174	52Psi UMa	3.0040	4400.0	87	47130	No
45	GOM_NL__2PRFIN20110306_032014_000000413100_00133_47130_4946.N1	06-MAR-2011 03:20:14	Bright	40.500	82	48Bet UMa	2.3650	10600.	81	47130	No
46	GOM_NL__2PRFIN20110306_032138_000000413100_00133_47130_4947.N1	06-MAR-2011 03:21:38	Bright	40.500	36	50Alp UMa	1.8000	6300.0	81	47130	No
47	GOM_NL__2PRFIN20110306_032849_000000413100_00133_47130_4948.N1	06-MAR-2011 03:28:49	Bright	41.000	60	7Bet UMi	2.0810	3950.0	82	47130	No
48	GOM_NL__2PRFIN20110306_033320_000000473100_00133_47130_4949.N1	06-MAR-2011 03:33:20	Bright	47.000	119	14Eta Dra	2.7270	4700.0	94	47130	No
49	GOM_NL__2PRFIN20110306_033756_000000503100_00133_47130_4950.N1	06-MAR-2011 03:37:56	Bright	49.500	130	23Bet Dra	2.7990	5800.0	99	47130	No
50	GOM_NL__2PRFIN20110306_034117_000000393100_00133_47130_4951.N1	06-MAR-2011 03:41:17	Bright	38.500	144	18Del Cyg	2.8600	11000.	77	47130	No
51	GOM_NL__2PRFIN20110306_034324_000000423100_00133_47130_4952.N1	06-MAR-2011 03:43:24	Bright	42.000	5	3Alp Lyr	0.033000	11000.	84	47130	No
52	GOM_NL__2PRFIN20110306_035124_000000443100_00133_47130_4953.N1	06-MAR-2011 03:51:24	Bright	43.500	168	17Zet Aql	2.9860	11000.	87	47130	No
53	GOM_NL__2PRFIN20110306_040122_000000413100_00133_47130_4954.N1	06-MAR-2011 04:01:22	Dark	40.500	155	41Pi Sgr	2.9000	6600.0	81	47130	No
54	GOM_NL__2PRFIN20110306_040315_000000413100_00133_47130_4955.N1	06-MAR-2011 04:03:15	Dark	40.500	57	34Sig Sgr	2.0660	26000.	81	47130	No
55	GOM_NL__2PRFIN20110306_040628_000000493100_00133_47130_4956.N1	06-MAR-2011 04:06:28	Dark	48.500	38	20Eps Sgr	1.8360	11000.	97	47130	No
56	GOM_NL__2PRFIN20110306_040936_000000473100_00133_47130_4957.N1	06-MAR-2011 04:09:36	Dark	46.500	25	35Lam Sco	1.6200	28000.	93	47130	No
57	GOM_NL__2PRFIN20110306_041255_000000413100_00134_47131_4934.N1	06-MAR-2011 04:12:55	Dark	40.500	141	Bet Ara	2.8400	4600.0	81	47131	No
58	GOM_NL__2PRFIN20110306_041929_000000563100_00134_47131_4935.N1	06-MAR-2011 04:19:29	Dark	55.500	4	Alp1Cen	-0.010000	5800.0	111	47131	No
59	GOM_NL__2PRFIN20110306_042046_000000533100_00134_47131_4936.N1	06-MAR-2011 04:20:46	Dark	52.500	10	Bet Cen	0.61000	28000.	105	47131	No
60	GOM_NL__2PRFIN20110306_042240_000000443100_00134_47131_4937.N1	06-MAR-2011 04:22:40	Dark	43.500	77	Eps Cen	2.3030	28000.	87	47131	No
61	GOM_NL__2PRFIN20110306_042414_000000493100_00134_47131_4938.N1	06-MAR-2011 04:24:14	Dark	48.500	26	Gam Cru	1.6240	2900.0	97	47131	No
62	GOM_NL__2PRFIN20110306_042546_000000443100_00134_47131_4939.N1	06-MAR-2011 04:25:46	Dark	44.000	64	Gam Cen	2.2000	10600.	88	47131	No
63	GOM_NL__2PRFIN20110306_042733_000000563100_00134_47131_4940.N1	06-MAR-2011 04:27:33	Straylight	55.500	123	lot Cen	2.7500	10200.	111	47131	No
64	GOM_NL__2PRFIN20110306_043456_000000613100_00134_47131_4941.N1	06-MAR-2011 04:34:56	Straylight	61.000	171	2Eps Crv	3.0010	4250.0	122	47131	No
65	GOM_NL__2PRFIN20110306_044637_000000403100_00134_47131_4942.N1	06-MAR-2011 04:46:37	Bright	40.000	22	32Alp Leo	1.3600	15200.	80	47131	No
66	GOM_NL__2PRFIN20110306_044905_000000423100_00134_47131_4943.N1	06-MAR-2011 04:49:05	Bright	41.500	51	41Gam1Leo	2.0100	4500.0	83	47131	No
67	GOM_NL__2PRFIN20110306_045026_000000473100_00134_47131_4944.N1	06-MAR-2011 04:50:26	Bright	47.000	96	68Del Leo	2.5600	9300.0	94	47131	No
68	GOM_NL__2PRFIN20110306_045732_000000423100_00134_47131_4945.N1	06-MAR-2011 04:57:32	Bright	41.500	174	52Psi UMa	3.0040	4400.0	83	47131	No
69	GOM_NL__2PRFIN20110306_050028_000000593100_00134_47131_4946.N1	06-MAR-2011 05:00:28	Bright	59.000	82	48Bet UMa	2.3650	10600.	118	47131	No
70	GOM_NL__2PRFIN20110306_050152_000000413100_00134_47131_4947.N1	06-MAR-2011 05:01:52	Bright	41.000	36	50Alp UMa	1.8000	6300.0	82	47131	No
71	GOM_NL__2PRFIN20110306_050903_000000373100_00134_47131_4948.N1	06-MAR-2011 05:09:03	Bright	36.500	60	7Bet UMi	2.0810	3950.0	73	47131	No
72	GOM_NL__2PRFIN20110306_051333_000000453100_00134_47131_4949.N1	06-MAR-2011 05:13:33	Bright	44.500	119	14Eta Dra	2.7270	4700.0	89	47131	No
73	GOM_NL__2PRFIN20110306_051809_000000483100_00134_47131_4950.N1	06-MAR-2011 05:18:09	Bright	48.000	130	23Bet Dra	2.7990	5800.0	96	47131	No
74	GOM_NL__2PRFIN20110306_052132_000000553100_00134_47131_4951.N1	06-MAR-2011 05:21:32	Bright	55.000	144	18Del Cyg	2.8600	11000.	110	47131	No
75	GOM_NL__2PRFIN20110306_052338_000000473100_00134_47131_4952.N1	06-MAR-2011 05:23:38	Bright	47.000	5	3Alp Lyr	0.033000	11000.	94	47131	No
76	GOM_NL__2PRFIN20110306_053139_000000453100_00134_47131_4953.N1	06-MAR-2011 05:31:39	Bright	44.500	168	17Zet Aql	2.9860	11000.	89	47131	No
77	GOM_NL__2PRFIN20110306_054136_000000423100_00134_47131_4954.N1	06-MAR-2011 05:41:36	Dark	41.500	155	41Pi Sgr	2.9000	6600.0	83	47131	No
78	GOM_NL__2PRFIN20110306_054330_000000433100_00134_47131_4955.N1	06-MAR-2011 05:43:30	Dark	43.000	57	34Sig Sgr	2.0660	26000.	86	47131	No
79	GOM_NL__2PRFIN20110306_054644_000000443100_00134_47131_4956.N1	06-MAR-2011 05:46:44	Dark	44.000	38	20Eps Sgr	1.8360	11000.	88	47131	No
80	GOM_NL__2PRFIN20110306_054951_000000453100_00134_47131_4957.N1	06-MAR-2011 05:49:51	Dark	45.000	25	35Lam Sco	1.6200	28000.	90	47131	No
81	GOM_NL__2PRFIN20110306_055309_000000423100_00135_47132_4934.N1	06-MAR-2011 05:53:09	Dark	41.500	141	Bet Ara	2.8400	4600.0	83	47132	No
82	GOM_NL__2PRFIN20110306_055943_000000583100_00135_47132_4935.N1	06-MAR-2011 05:59:43	Dark	58.000	4	Alp1Cen	-0.010000	5800.0	116	47132	No
83	GOM_NL__2PRFIN20110306_060101_000000523100_00135_47132_4936.N1	06-MAR-2011 06:01:01	Dark	52.000	10	Bet Cen	0.61000	28000.	104	47132	No
84	GOM_NL__2PRFIN20110306_060255_000000433100_00135_47132_4937.N1	06-MAR-2011 06:02:55	Dark	42.500	77	Eps Cen	2.3030	28000.	85	47132	No
85	GOM_NL__2PRFIN20110306_060429_000000533100_00135_47132_4938.N1	06-MAR-2011 06:04:29	Dark	53.000	26	Gam Cru	1.6240	2900.0	106	47132	No
86	GOM_NL__2PRFIN20110306_060601_000000433100_00135_47132_4939.N1	06-MAR-2011 06:06:01	Dark	42.500	64	Gam Cen	2.2000	10600.	85	47132	No
87	GOM_NL__2PRFIN20110306_060747_000000533100_00135_47132_4940.N1	06-MAR-2011 06:07:47	Straylight	53.000	123	lot Cen	2.7500	10200.	106	47132	No
88	GOM_NL__2PRFIN20110306_061511_000000593100_00135_47132_4941.N1	06-MAR-2011 06:15:11	Straylight	59.000	171	2Eps Crv	3.0010	4250.0	118	47132	No
89	GOM_NL__2PRFIN20110306_062651_000000563100_00135_47132_4942.N1	06-MAR-2011 06:26:51	Bright	56.000	22	32Alp Leo	1.3600	15200.	112	47132	No
90	GOM_NL__2PRFIN20110306_062919_000000423100_00135_47132_4943.N1	06-MAR-2011 06:29:19	Bright	41.500	51	41Gam1Leo	2.0100	4500.0	83	47132	No
91	GOM_NL__2PRFIN20110306_063745_000000443100_00135_47132_4944.N1	06-MAR-2011 06:37:45	Bright	44.000	174	52Psi UMa	3.0040	4400.0	88	47132	No
92	GOM_NL__2PRFIN20110306_064042_000000393100_00135_47132_4945.N1	06-MAR-2011 06:40:42	Bright	39.000	82	48Bet UMa	2.3650	10600.	78	47132	No
93	GOM_NL__2PRFIN20110306_064206_000000403100_00135_47132_4946.N1	06-MAR-2011 06:42:06	Bright	40.000	36	50Alp UMa	1.8000	6300.0	80	47132	No
94	GOM_NL__2PRFIN20110306_064917_000000383100_00135_47132_4947.N1	06-MAR-2011 06:49:17	Bright	38.000	60	7Bet UMi	2.0810	3950.0	76	47132	No
95	GOM_NL__2PRFIN20110306_065347_000000483100_00135_47132_4948.N1	06-MAR-2011 06:53:47	Bright	47.500	119	14Eta Dra	2.7270	4700.0	95	47132	No
96	GOM_NL__2PRFIN20110306_065823_000000503100_00135_47132_4949.N1	06-MAR-2011 06:58:23	Bright	50.000	130	23Bet Dra	2.7990	5800.0	100	47132	No
97	GOM_NL__2PRFIN20110306_070146_000000523100_00135_47132_4950.N1	06-MAR-2011 07:01:46	Bright	51.500	144	18Del Cyg	2.8600	11000.	103	47132	No
98	GOM_NL__2PRFIN20110306_070352_000000453100_00135_47132_4951.N1	06-MAR-2011 07:03:52	Bright	45.000	5	3Alp Lyr	0.033000	11000.	90	47132	No
99	GOM_NL__2PRFIN20110306_071153_000000453100_00135_47132_4952.N1	06-MAR-2011 07:11:53	Bright	44.500	168	17Zet Aql	2.9860	11000.	89	47132	No
100	GOM_NL__2PRFIN20110306_072151_000000443100_00135_47132_4953.N1	06-MAR-2011 07:21:51	Dark	44.000	155	41Pi Sgr	2.9000	6600.0	88	47132	No
101	GOM_NL__2PRFIN20110306_072344_000000443100_00135_47132_4954.N1	06-MAR-2011 07:23:44	Dark	44.000	57	34Sig Sgr	2.0660	26000.	88	47132	No

102	GOM_NL__2PRFIN20110306_072658_000000463100_00135_47132_4955.N1	06-MAR-2011 07:26:58	Dark	46.000	38	20Eps Sgr	1.8360	11000.	92	47132	No
103	GOM_NL__2PRFIN20110306_073006_000000513100_00135_47132_4956.N1	06-MAR-2011 07:30:06	Dark	51.000	25	35Lam Sco	1.6200	28000.	102	47132	No
104	GOM_NL__2PRFIN20110306_073324_000000493100_00136_47133_4934.N1	06-MAR-2011 07:33:24	Dark	49.000	141	Bet Ara	2.8400	4600.0	98	47133	No
105	GOM_NL__2PRFIN20110306_073958_000000483100_00136_47133_4935.N1	06-MAR-2011 07:39:58	Dark	47.500	4	Alp1Cen	-0.010000	5800.0	95	47133	No
106	GOM_NL__2PRFIN20110306_074115_000000563100_00136_47133_4936.N1	06-MAR-2011 07:41:15	Dark	55.500	10	Bet Cen	0.61000	28000.	111	47133	No
107	GOM_NL__2PRFIN20110306_074310_000000423100_00136_47133_4937.N1	06-MAR-2011 07:43:10	Dark	42.000	77	Eps Cen	2.3030	28000.	84	47133	No
108	GOM_NL__2PRFIN20110306_074443_000000463100_00136_47133_4938.N1	06-MAR-2011 07:44:43	Dark	46.000	26	Gam Cru	1.6240	2900.0	92	47133	No
109	GOM_NL__2PRFIN20110306_074616_000000453100_00136_47133_4939.N1	06-MAR-2011 07:46:16	Dark	44.500	64	Gam Cen	2.2000	10600.	89	47133	No
110	GOM_NL__2PRFIN20110306_074802_000000563100_00136_47133_4940.N1	06-MAR-2011 07:48:02	Straylight	56.000	123	lot Cen	2.7500	10200.	112	47133	No
111	GOM_NL__2PRFIN20110306_075525_000000593100_00136_47133_4941.N1	06-MAR-2011 07:55:25	Straylight	59.000	171	2Eps Crv	3.0010	4250.0	118	47133	No
112	GOM_NL__2PRFIN20110306_080705_000000433100_00136_47133_4942.N1	06-MAR-2011 08:07:05	Bright	43.000	22	32Alp Leo	1.3600	15200.	86	47133	No
113	GOM_NL__2PRFIN20110306_080932_000000423100_00136_47133_4943.N1	06-MAR-2011 08:09:32	Bright	41.500	51	41Gam1Leo	2.0100	4500.0	83	47133	No
114	GOM_NL__2PRFIN20110306_081759_000000453100_00136_47133_4944.N1	06-MAR-2011 08:17:59	Bright	44.500	174	52Psi UMa	3.0040	4400.0	89	47133	No
115	GOM_NL__2PRFIN20110306_082056_000000413100_00136_47133_4945.N1	06-MAR-2011 08:20:56	Bright	40.500	82	48Bet UMa	2.3650	10600.	81	47133	No
116	GOM_NL__2PRFIN20110306_082220_000000413100_00136_47133_4946.N1	06-MAR-2011 08:22:20	Bright	41.000	36	50Alp UMa	1.8000	6300.0	82	47133	No
117	GOM_NL__2PRFIN20110306_082931_000000413100_00136_47133_4947.N1	06-MAR-2011 08:29:31	Bright	41.000	60	7Bet UMi	2.0810	3950.0	82	47133	No
118	GOM_NL__2PRFIN20110306_083400_000000483100_00136_47133_4948.N1	06-MAR-2011 08:34:00	Bright	47.500	119	14Eta Dra	2.7270	4700.0	95	47133	No
119	GOM_NL__2PRFIN20110306_083837_000000483100_00136_47133_4949.N1	06-MAR-2011 08:38:37	Bright	48.000	130	23Bet Dra	2.7990	5800.0	96	47133	No
120	GOM_NL__2PRFIN20110306_084200_000000383100_00136_47133_4950.N1	06-MAR-2011 08:42:00	Bright	37.500	144	18Del Cyg	2.8600	11000.	75	47133	No
121	GOM_NL__2PRFIN20110306_084406_000000473100_00136_47133_4951.N1	06-MAR-2011 08:44:06	Bright	47.000	5	3Alp Lyr	0.033000	11000.	94	47133	No
122	GOM_NL__2PRFIN20110306_085207_000000423100_00136_47133_4952.N1	06-MAR-2011 08:52:07	Bright	42.000	168	17Zet Aql	2.9860	11000.	84	47133	No
123	GOM_NL__2PRFIN20110306_090206_000000433100_00136_47133_4953.N1	06-MAR-2011 09:02:06	Dark	42.500	155	41Pi Sgr	2.9000	6600.0	85	47133	No
124	GOM_NL__2PRFIN20110306_090359_000000453100_00136_47133_4954.N1	06-MAR-2011 09:03:59	Dark	44.500	57	34Sig Sgr	2.0660	26000.	89	47133	No
125	GOM_NL__2PRFIN20110306_090713_000000493100_00136_47133_4955.N1	06-MAR-2011 09:07:13	Dark	48.500	38	20Eps Sgr	1.8360	11000.	97	47133	No
126	GOM_NL__2PRFIN20110306_091021_000000503100_00136_47133_4956.N1	06-MAR-2011 09:10:21	Dark	49.500	25	35Lam Sco	1.6200	28000.	99	47133	No
127	GOM_NL__2PRFIN20110306_091339_000000473100_00137_47134_4934.N1	06-MAR-2011 09:13:39	Dark	46.500	141	Bet Ara	2.8400	4600.0	93	47134	No
128	GOM_NL__2PRFIN20110306_092013_000000463100_00137_47134_4935.N1	06-MAR-2011 09:20:13	Dark	46.000	4	Alp1Cen	-0.010000	5800.0	92	47134	No
129	GOM_NL__2PRFIN20110306_092130_000000473100_00137_47134_4936.N1	06-MAR-2011 09:21:30	Dark	46.500	10	Bet Cen	0.61000	28000.	93	47134	No
130	GOM_NL__2PRFIN20110306_092325_000000433100_00137_47134_4937.N1	06-MAR-2011 09:23:25	Dark	43.000	77	Eps Cen	2.3030	28000.	86	47134	No
131	GOM_NL__2PRFIN20110306_092458_000000543100_00137_47134_4938.N1	06-MAR-2011 09:24:58	Dark	54.000	26	Gam Cru	1.6240	2900.0	108	47134	No
132	GOM_NL__2PRFIN20110306_092630_000000503100_00137_47134_4939.N1	06-MAR-2011 09:26:30	Dark	49.500	64	Gam Cen	2.2000	10600.	99	47134	No
133	GOM_NL__2PRFIN20110306_092817_000000553100_00137_47134_4940.N1	06-MAR-2011 09:28:17	Straylight	55.000	123	lot Cen	2.7500	10200.	110	47134	No
134	GOM_NL__2PRFIN20110306_093539_000000523100_00137_47134_4941.N1	06-MAR-2011 09:35:39	Straylight	52.000	171	2Eps Crv	3.0010	4250.0	104	47134	No
135	GOM_NL__2PRFIN20110306_094719_000000383100_00137_47134_4942.N1	06-MAR-2011 09:47:19	Bright	38.000	22	32Alp Leo	1.3600	15200.	76	47134	No
136	GOM_NL__2PRFIN20110306_094946_000000413100_00137_47134_4943.N1	06-MAR-2011 09:49:46	Bright	40.500	51	41Gam1Leo	2.0100	4500.0	81	47134	No
137	GOM_NL__2PRFIN20110306_095812_000000443100_00137_47134_4944.N1	06-MAR-2011 09:58:12	Bright	43.500	174	52Psi UMa	3.0040	4400.0	87	47134	No
138	GOM_NL__2PRFIN20110306_100109_000000403100_00137_47134_4945.N1	06-MAR-2011 10:01:09	Bright	40.000	82	48Bet UMa	2.3650	10600.	80	47134	No
139	GOM_NL__2PRFIN20110306_100233_000000413100_00137_47134_4946.N1	06-MAR-2011 10:02:33	Bright	40.500	36	50Alp UMa	1.8000	6300.0	81	47134	No
140	GOM_NL__2PRFIN20110306_100944_000000423100_00137_47134_4947.N1	06-MAR-2011 10:09:44	Bright	42.000	60	7Bet UMi	2.0810	3950.0	84	47134	No
141	GOM_NL__2PRFIN20110306_101414_000000473100_00137_47134_4948.N1	06-MAR-2011 10:14:14	Bright	46.500	119	14Eta Dra	2.7270	4700.0	93	47134	No
142	GOM_NL__2PRFIN20110306_101850_000000493100_00137_47134_4949.N1	06-MAR-2011 10:18:50	Bright	48.500	130	23Bet Dra	2.7990	5800.0	97	47134	No
143	GOM_NL__2PRFIN20110306_102214_000000373100_00137_47134_4950.N1	06-MAR-2011 10:22:14	Bright	37.000	144	18Del Cyg	2.8600	11000.	74	47134	No
144	GOM_NL__2PRFIN20110306_102420_000000473100_00137_47134_4951.N1	06-MAR-2011 10:24:20	Bright	46.500	5	3Alp Lyr	0.033000	11000.	93	47134	No
145	GOM_NL__2PRFIN20110306_103222_000000463100_00137_47134_4952.N1	06-MAR-2011 10:32:22	Bright	45.500	168	17Zet Aql	2.9860	11000.	91	47134	No
146	GOM_NL__2PRFIN20110306_104220_000000413100_00137_47134_4953.N1	06-MAR-2011 10:42:20	Dark	41.000	155	41Pi Sgr	2.9000	6600.0	82	47134	No
147	GOM_NL__2PRFIN20110306_104413_000000433100_00137_47134_4954.N1	06-MAR-2011 10:44:13	Dark	43.000	57	34Sig Sgr	2.0660	26000.	86	47134	No
148	GOM_NL__2PRFIN20110306_104728_000000493100_00137_47134_4955.N1	06-MAR-2011 10:47:28	Dark	49.000	38	20Eps Sgr	1.8360	11000.	98	47134	No
149	GOM_NL__2PRFIN20110306_105036_000000553100_00137_47134_4956.N1	06-MAR-2011 10:50:36	Dark	54.500	25	35Lam Sco	1.6200	28000.	109	47134	No
150	GOM_NL__2PRFIN20110306_105354_000000463100_00138_47135_4954.N1	06-MAR-2011 10:53:54	Dark	46.000	141	Bet Ara	2.8400	4600.0	92	47135	No
151	GOM_NL__2PRFIN20110306_110027_000000533100_00138_47135_4955.N1	06-MAR-2011 11:00:27	Dark	52.500	4	Alp1Cen	-0.010000	5800.0	105	47135	No
152	GOM_NL__2PRFIN20110306_110144_000000513100_00138_47135_4956.N1	06-MAR-2011 11:01:44	Dark	50.500	10	Bet Cen	0.61000	28000.	101	47135	No
153	GOM_NL__2PRFIN20110306_110339_000000433100_00138_47135_4957.N1	06-MAR-2011 11:03:39	Dark	42.500	77	Eps Cen	2.3030	28000.	85	47135	No
154	GOM_NL__2PRFIN20110306_110512_000000493100_00138_47135_4958.N1	06-MAR-2011 11:05:12	Dark	48.500	26	Gam Cru	1.6240	2900.0	97	47135	No
155	GOM_NL__2PRFIN20110306_110645_000000423100_00138_47135_4959.N1	06-MAR-2011 11:06:45	Dark	42.000	64	Gam Cen	2.2000	10600.	84	47135	No
156	GOM_NL__2PRFIN20110306_110831_000000563100_00138_47135_4960.N1	06-MAR-2011 11:08:31	Straylight	55.500	123	lot Cen	2.7500	10200.	111	47135	No
157	GOM_NL__2PRFIN20110306_111554_000000563100_00138_47135_4961.N1	06-MAR-2011 11:15:54	Straylight	56.000	171	2Eps Crv	3.0010	4250.0	112	47135	No
158	GOM_NL__2PRFIN20110306_112733_000000453100_00138_47135_4962.N1	06-MAR-2011 11:27:33	Bright	45.000	22	32Alp Leo	1.3600	15200.	90	47135	No
159	GOM_NL__2PRFIN20110306_113000_000000423100_00138_47135_4963.N1	06-MAR-2011 11:30:00	Bright	41.500	51	41Gam1Leo	2.0100	4500.0	83	47135	No
160	GOM_NL__2PRFIN20110306_113826_000000433100_00138_47135_4964.N1	06-MAR-2011 11:38:26	Bright	43.000	174	52Psi UMa	3.0040	4400.0	86	47135	No

161	GOM_NL__2PRFIN20110306_114123_000000413100_00138_47135_4965.N1	06-MAR-2011 11:41:23	Bright	40.500	82	48Bet UMa	2.3650	10600.	81	47135	No
162	GOM_NL__2PRFIN20110306_114247_000000413100_00138_47135_4966.N1	06-MAR-2011 11:42:47	Bright	40.500	36	50Alp UMa	1.8000	6300.0	81	47135	No
163	GOM_NL__2PRFIN20110306_114958_000000413100_00138_47135_4967.N1	06-MAR-2011 11:49:58	Bright	41.000	60	7Bet UMi	2.0810	3950.0	82	47135	No
164	GOM_NL__2PRFIN20110306_115427_000000463100_00138_47135_4968.N1	06-MAR-2011 11:54:27	Bright	46.000	119	14Eta Dra	2.7270	4700.0	92	47135	No
165	GOM_NL__2PRFIN20110306_115904_000000493100_00138_47135_4969.N1	06-MAR-2011 11:59:04	Bright	49.000	130	23Bet Dra	2.7990	5800.0	98	47135	No
166	GOM_NL__2PRFIN20110306_120228_000000373100_00138_47135_4970.N1	06-MAR-2011 12:02:28	Bright	37.000	144	18Del Cyg	2.8600	11000.	74	47135	No
167	GOM_NL__2PRFIN20110306_120434_000000473100_00138_47135_4971.N1	06-MAR-2011 12:04:34	Bright	46.500	5	3Alp Lyr	0.033000	11000.	93	47135	No
168	GOM_NL__2PRFIN20110306_121236_000000463100_00138_47135_4972.N1	06-MAR-2011 12:12:36	Bright	46.000	168	17Zet Aql	2.9860	11000.	92	47135	No
169	GOM_NL__2PRFIN20110306_122235_000000433100_00138_47135_4973.N1	06-MAR-2011 12:22:35	Dark	42.500	155	41Pi Sgr	2.9000	6600.0	85	47135	No
170	GOM_NL__2PRFIN20110306_122428_000000443100_00138_47135_4974.N1	06-MAR-2011 12:24:28	Dark	43.500	57	34Sig Sgr	2.0660	26000.	87	47135	No
171	GOM_NL__2PRFIN20110306_122742_000000493100_00138_47135_4975.N1	06-MAR-2011 12:27:42	Dark	49.000	38	20Eps Sgr	1.8360	11000.	98	47135	No
172	GOM_NL__2PRFIN20110306_123051_000000483100_00138_47135_4976.N1	06-MAR-2011 12:30:51	Dark	47.500	25	35Lam Sco	1.6200	28000.	95	47135	No
173	GOM_NL__2PRFIN20110306_123408_000000433100_00139_47136_3564.N1	06-MAR-2011 12:34:08	Dark	43.000	141	Bet Ara	2.8400	4600.0	86	47136	No
174	GOM_NL__2PRFIN20110306_124042_000000453100_00139_47136_3565.N1	06-MAR-2011 12:40:42	Dark	45.000	4	Alp1Cen	-0.010000	5800.0	90	47136	No
175	GOM_NL__2PRFIN20110306_124159_000000423100_00139_47136_3566.N1	06-MAR-2011 12:41:59	Dark	42.000	10	Bet Cen	0.61000	28000.	84	47136	No
176	GOM_NL__2PRFIN20110306_124354_000000443100_00139_47136_3567.N1	06-MAR-2011 12:43:54	Dark	44.000	77	Eps Cen	2.3030	28000.	88	47136	No
177	GOM_NL__2PRFIN20110306_124527_000000563100_00139_47136_3568.N1	06-MAR-2011 12:45:27	Dark	56.000	26	Gam Cru	1.6240	2900.0	112	47136	No
178	GOM_NL__2PRFIN20110306_124659_000000493100_00139_47136_3569.N1	06-MAR-2011 12:46:59	Dark	49.000	64	Gam Cen	2.2000	10600.	98	47136	No
179	GOM_NL__2PRFIN20110306_124846_000000573100_00139_47136_3570.N1	06-MAR-2011 12:48:46	Straylight	56.500	123	lot Cen	2.7500	10200.	113	47136	No
180	GOM_NL__2PRFIN20110306_125608_000000543100_00139_47136_3571.N1	06-MAR-2011 12:56:08	Straylight	54.000	171	2Eps Crv	3.0010	4250.0	108	47136	No
181	GOM_NL__2PRFIN20110306_130747_000000403100_00139_47136_3572.N1	06-MAR-2011 13:07:47	Bright	40.000	22	32Alp Leo	1.3600	15200.	80	47136	No
182	GOM_NL__2PRFIN20110306_131013_000000423100_00139_47136_3573.N1	06-MAR-2011 13:10:13	Bright	42.000	51	41Gam1Leo	2.0100	4500.0	84	47136	No
183	GOM_NL__2PRFIN20110306_131839_000000433100_00139_47136_3574.N1	06-MAR-2011 13:18:39	Bright	43.000	174	52Psi UMa	3.0040	4400.0	86	47136	No
184	GOM_NL__2PRFIN20110306_132136_000000413100_00139_47136_3575.N1	06-MAR-2011 13:21:36	Bright	40.500	82	48Bet UMa	2.3650	10600.	81	47136	No
185	GOM_NL__2PRFIN20110306_132301_000000413100_00139_47136_3576.N1	06-MAR-2011 13:23:01	Bright	40.500	36	50Alp UMa	1.8000	6300.0	81	47136	No
186	GOM_NL__2PRFIN20110306_133011_000000423100_00139_47136_3577.N1	06-MAR-2011 13:30:11	Bright	41.500	60	7Bet UMi	2.0810	3950.0	83	47136	No
187	GOM_NL__2PRFIN20110306_133441_000000473100_00139_47136_3578.N1	06-MAR-2011 13:34:41	Bright	47.000	119	14Eta Dra	2.7270	4700.0	94	47136	No
188	GOM_NL__2PRFIN20110306_133918_000000483100_00139_47136_3579.N1	06-MAR-2011 13:39:18	Bright	48.000	130	23Bet Dra	2.7990	5800.0	96	47136	No
189	GOM_NL__2PRFIN20110306_134242_000000373100_00139_47136_3580.N1	06-MAR-2011 13:42:42	Bright	37.000	144	18Del Cyg	2.8600	11000.	74	47136	No
190	GOM_NL__2PRFIN20110306_134448_000000493100_00139_47136_3581.N1	06-MAR-2011 13:44:48	Bright	49.000	5	3Alp Lyr	0.033000	11000.	98	47136	No
191	GOM_NL__2PRFIN20110306_135250_000000453100_00139_47136_3582.N1	06-MAR-2011 13:52:50	Bright	44.500	168	17Zet Aql	2.9860	11000.	89	47136	No
192	GOM_NL__2PRFIN20110306_140249_000000443100_00139_47136_3583.N1	06-MAR-2011 14:02:49	Dark	44.000	155	41Pi Sgr	2.9000	6600.0	88	47136	No
193	GOM_NL__2PRFIN20110306_140443_000000443100_00139_47136_3584.N1	06-MAR-2011 14:04:43	Dark	44.000	57	34Sig Sgr	2.0660	26000.	88	47136	No
194	GOM_NL__2PRFIN20110306_140757_000000433100_00139_47136_3585.N1	06-MAR-2011 14:07:57	Dark	43.000	38	20Eps Sgr	1.8360	11000.	86	47136	No
195	GOM_NL__2PRFIN20110306_141105_000000473100_00139_47136_3586.N1	06-MAR-2011 14:11:05	Dark	47.000	25	35Lam Sco	1.6200	28000.	94	47136	No
196	GOM_NL__2PRFIN20110306_141423_000000433100_00140_47137_3591.N1	06-MAR-2011 14:14:23	Dark	43.000	141	Bet Ara	2.8400	4600.0	86	47137	No
197	GOM_NL__2PRFIN20110306_142056_000000453100_00140_47137_3592.N1	06-MAR-2011 14:20:56	Dark	44.500	4	Alp1Cen	-0.010000	5800.0	89	47137	No
198	GOM_NL__2PRFIN20110306_142213_000000423100_00140_47137_3593.N1	06-MAR-2011 14:22:13	Dark	42.000	10	Bet Cen	0.61000	28000.	84	47137	No
199	GOM_NL__2PRFIN20110306_142408_000000433100_00140_47137_3594.N1	06-MAR-2011 14:24:08	Dark	43.000	77	Eps Cen	2.3030	28000.	86	47137	No
200	GOM_NL__2PRFIN20110306_142541_000000533100_00140_47137_3595.N1	06-MAR-2011 14:25:41	Dark	53.000	26	Gam Cru	1.6240	2900.0	106	47137	No
201	GOM_NL__2PRFIN20110306_142714_000000503100_00140_47137_3596.N1	06-MAR-2011 14:27:14	Dark	49.500	64	Gam Cen	2.2000	10600.	99	47137	No
202	GOM_NL__2PRFIN20110306_142901_000000553100_00140_47137_3597.N1	06-MAR-2011 14:29:01	Straylight	54.500	123	lot Cen	2.7500	10200.	109	47137	No
203	GOM_NL__2PRFIN20110306_143622_000000553100_00140_47137_3598.N1	06-MAR-2011 14:36:22	Straylight	55.000	171	2Eps Crv	3.0010	4250.0	110	47137	No
204	GOM_NL__2PRFIN20110306_144801_000000403100_00140_47137_3599.N1	06-MAR-2011 14:48:01	Bright	39.500	22	32Alp Leo	1.3600	15200.	79	47137	No
205	GOM_NL__2PRFIN20110306_145027_000000413100_00140_47137_3600.N1	06-MAR-2011 14:50:27	Bright	41.000	51	41Gam1Leo	2.0100	4500.0	82	47137	No
206	GOM_NL__2PRFIN20110306_145852_000000423100_00140_47137_3601.N1	06-MAR-2011 14:58:52	Bright	41.500	174	52Psi UMa	3.0040	4400.0	83	47137	No
207	GOM_NL__2PRFIN20110306_150150_000000413100_00140_47137_3602.N1	06-MAR-2011 15:01:50	Bright	41.000	82	48Bet UMa	2.3650	10600.	82	47137	No
208	GOM_NL__2PRFIN20110306_150314_000000403100_00140_47137_3603.N1	06-MAR-2011 15:03:14	Bright	39.500	36	50Alp UMa	1.8000	6300.0	79	47137	No
209	GOM_NL__2PRFIN20110306_151025_000000433100_00140_47137_3604.N1	06-MAR-2011 15:10:25	Bright	42.500	60	7Bet UMi	2.0810	3950.0	85	47137	No
210	GOM_NL__2PRFIN20110306_151454_000000463100_00140_47137_3605.N1	06-MAR-2011 15:14:54	Bright	46.000	119	14Eta Dra	2.7270	4700.0	92	47137	No
211	GOM_NL__2PRFIN20110306_151931_000000463100_00140_47137_3606.N1	06-MAR-2011 15:19:31	Bright	46.000	130	23Bet Dra	2.7990	5800.0	92	47137	No
212	GOM_NL__2PRFIN20110306_152256_000000353100_00140_47137_3607.N1	06-MAR-2011 15:22:56	Bright	35.000	144	18Del Cyg	2.8600	11000.	70	47137	No
213	GOM_NL__2PRFIN20110306_152502_000000433100_00140_47137_3608.N1	06-MAR-2011 15:25:02	Bright	43.000	5	3Alp Lyr	0.033000	11000.	86	47137	No
214	GOM_NL__2PRFIN20110306_153305_000000423100_00140_47137_3609.N1	06-MAR-2011 15:33:05	Bright	42.000	168	17Zet Aql	2.9860	11000.	84	47137	No
215	GOM_NL__2PRFIN20110306_154304_000000423100_00140_47137_3610.N1	06-MAR-2011 15:43:04	Dark	42.000	155	41Pi Sgr	2.9000	6600.0	84	47137	No
216	GOM_NL__2PRFIN20110306_154457_000000483100_00140_47137_3611.N1	06-MAR-2011 15:44:57	Dark	47.500	57	34Sig Sgr	2.0660	26000.	95	47137	No
217	GOM_NL__2PRFIN20110306_154812_000000423100_00140_47137_3612.N1	06-MAR-2011 15:48:12	Dark	42.000	38	20Eps Sgr	1.8360	11000.	84	47137	No
218	GOM_NL__2PRFIN20110306_155120_000000473100_00140_47137_3613.N1	06-MAR-2011 15:51:20	Dark	47.000	25	35Lam Sco	1.6200	28000.	94	47137	No
219	GOM_NL__2PRFIN20110306_155437_000000423100_00141_47138_4844.N1	06-MAR-2011 15:54:37	Dark	42.000	141	Bet Ara	2.8400	4600.0	84	47138	No

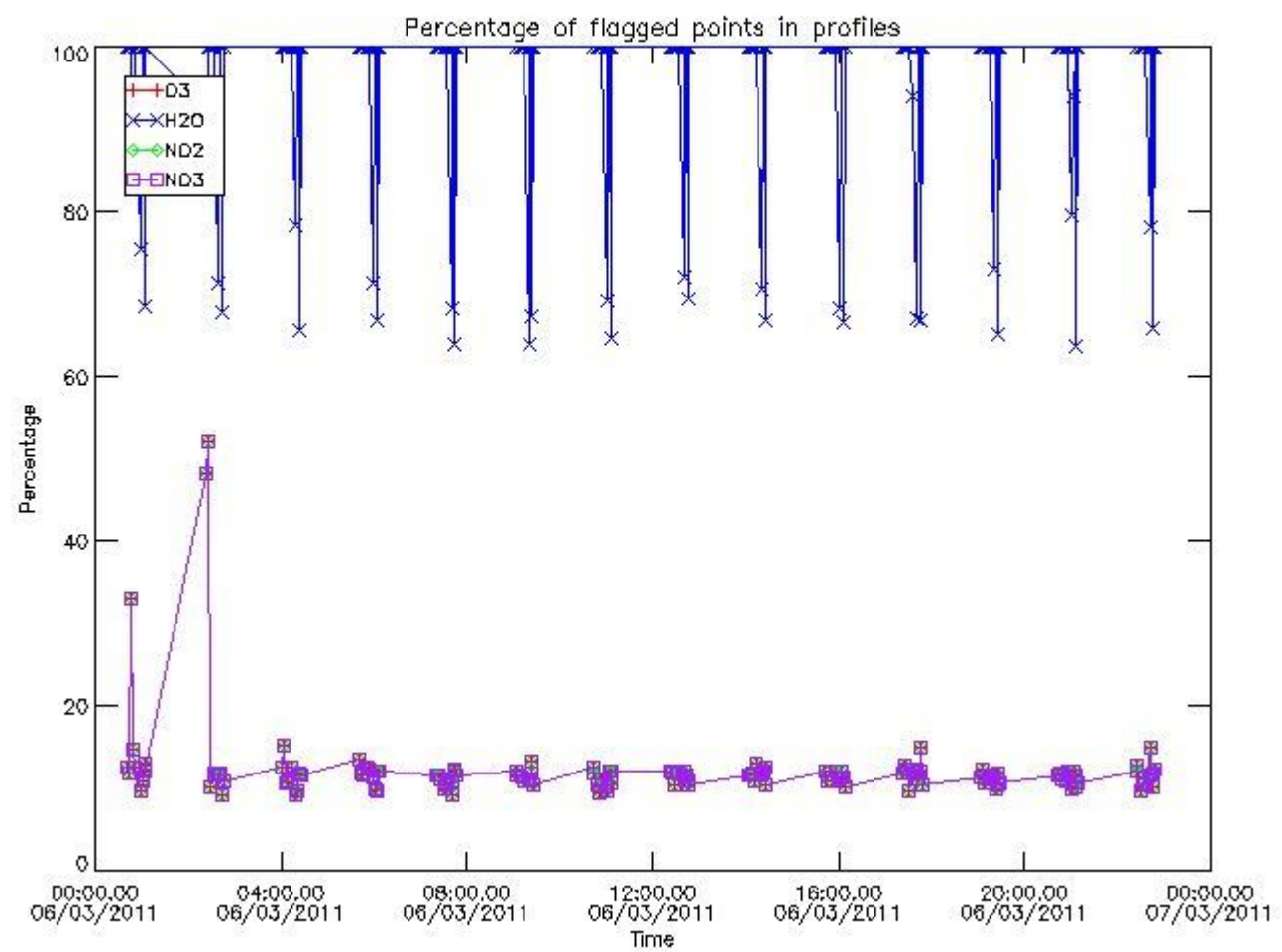
220	GOM_NL__2PRFIN20110306_160111_000000463100_00141_47138_4845.N1	06-MAR-2011 16:01:11	Dark	46.000	4	Alp1Cen	-0.010000	5800.0	92	47138	No
221	GOM_NL__2PRFIN20110306_160228_000000453100_00141_47138_4846.N1	06-MAR-2011 16:02:28	Dark	45.000	10	Bet Cen	0.610000	28000.	90	47138	No
222	GOM_NL__2PRFIN20110306_160423_000000433100_00141_47138_4847.N1	06-MAR-2011 16:04:23	Dark	42.500	77	Eps Cen	2.3030	28000.	85	47138	No
223	GOM_NL__2PRFIN20110306_160556_000000543100_00141_47138_4848.N1	06-MAR-2011 16:05:56	Dark	54.000	26	Gam Cru	1.6240	2900.0	108	47138	No
224	GOM_NL__2PRFIN20110306_160728_000000503100_00141_47138_4849.N1	06-MAR-2011 16:07:28	Dark	50.000	64	Gam Cen	2.2000	10600.	100	47138	No
225	GOM_NL__2PRFIN20110306_160916_000000573100_00141_47138_4850.N1	06-MAR-2011 16:09:16	Straylight	57.000	123	lot Cen	2.7500	10200.	114	47138	No
226	GOM_NL__2PRFIN20110306_161636_000000563100_00141_47138_4851.N1	06-MAR-2011 16:16:36	Straylight	56.000	171	2Eps Crv	3.0010	4250.0	112	47138	No
227	GOM_NL__2PRFIN20110306_162815_000000423100_00141_47138_4852.N1	06-MAR-2011 16:28:15	Bright	41.500	22	32Alp Leo	1.3600	15200.	83	47138	No
228	GOM_NL__2PRFIN20110306_163041_000000423100_00141_47138_4853.N1	06-MAR-2011 16:30:41	Bright	41.500	51	41Gam1Leo	2.0100	4500.0	83	47138	No
229	GOM_NL__2PRFIN20110306_163906_000000423100_00141_47138_4854.N1	06-MAR-2011 16:39:06	Bright	42.000	174	52Psi UMa	3.0040	4400.0	84	47138	No
230	GOM_NL__2PRFIN20110306_164203_000000403100_00141_47138_4855.N1	06-MAR-2011 16:42:03	Bright	39.500	82	48Bet UMa	2.3650	10600.	79	47138	No
231	GOM_NL__2PRFIN20110306_164328_000000423100_00141_47138_4856.N1	06-MAR-2011 16:43:28	Bright	41.500	36	50Alp UMa	1.8000	6300.0	83	47138	No
232	GOM_NL__2PRFIN20110306_165038_000000433100_00141_47138_4857.N1	06-MAR-2011 16:50:38	Bright	42.500	60	7Bet UMi	2.0810	3950.0	85	47138	No
233	GOM_NL__2PRFIN20110306_165508_000000473100_00141_47138_4858.N1	06-MAR-2011 16:55:08	Bright	47.000	119	14Eta Dra	2.7270	4700.0	94	47138	No
234	GOM_NL__2PRFIN20110306_165945_000000463100_00141_47138_4859.N1	06-MAR-2011 16:59:45	Bright	45.500	130	23Bet Dra	2.7990	5800.0	91	47138	No
235	GOM_NL__2PRFIN20110306_170310_000000363100_00141_47138_4860.N1	06-MAR-2011 17:03:10	Bright	36.000	144	18Del Cyg	2.8600	11000.	72	47138	No
236	GOM_NL__2PRFIN20110306_170516_000000443100_00141_47138_4861.N1	06-MAR-2011 17:05:16	Bright	43.500	5	3Alp Lyr	0.033000	11000.	87	47138	No
237	GOM_NL__2PRFIN20110306_171319_000000433100_00141_47138_4862.N1	06-MAR-2011 17:13:19	Bright	42.500	168	17Zet Aql	2.9860	11000.	85	47138	No
238	GOM_NL__2PRFIN20110306_172319_000000443100_00141_47138_4863.N1	06-MAR-2011 17:23:19	Dark	43.500	155	41Pi Sgr	2.9000	6600.0	87	47138	No
239	GOM_NL__2PRFIN20110306_172512_000000443100_00141_47138_4864.N1	06-MAR-2011 17:25:12	Dark	43.500	57	34Sig Sgr	2.0660	26000.	87	47138	No
240	GOM_NL__2PRFIN20110306_172827_000000503100_00141_47138_4865.N1	06-MAR-2011 17:28:27	Dark	49.500	38	20Eps Sgr	1.8360	11000.	99	47138	No
241	GOM_NL__2PRFIN20110306_173135_000000543100_00141_47138_4866.N1	06-MAR-2011 17:31:35	Dark	53.500	25	35Lam Sco	1.6200	28000.	107	47138	No
242	GOM_NL__2PRFIN20110306_173452_000000423100_00142_47139_4844.N1	06-MAR-2011 17:34:52	Dark	41.500	141	Bet Ara	2.8400	4600.0	83	47139	No
243	GOM_NL__2PRFIN20110306_174125_000000463100_00142_47139_4845.N1	06-MAR-2011 17:41:25	Dark	46.000	4	Alp1Cen	-0.010000	5800.0	92	47139	No
244	GOM_NL__2PRFIN20110306_174243_000000513100_00142_47139_4846.N1	06-MAR-2011 17:42:43	Dark	51.000	10	Bet Cen	0.610000	28000.	102	47139	No
245	GOM_NL__2PRFIN20110306_174438_000000423100_00142_47139_4847.N1	06-MAR-2011 17:44:38	Dark	42.000	77	Eps Cen	2.3030	28000.	84	47139	No
246	GOM_NL__2PRFIN20110306_174610_000000553100_00142_47139_4848.N1	06-MAR-2011 17:46:10	Dark	54.500	26	Gam Cru	1.6240	2900.0	109	47139	No
247	GOM_NL__2PRFIN20110306_174743_000000503100_00142_47139_4849.N1	06-MAR-2011 17:47:43	Dark	49.500	64	Gam Cen	2.2000	10600.	99	47139	No
248	GOM_NL__2PRFIN20110306_174930_000000513100_00142_47139_4850.N1	06-MAR-2011 17:49:30	Straylight	50.500	123	lot Cen	2.7500	10200.	101	47139	No
249	GOM_NL__2PRFIN20110306_175651_000000583100_00142_47139_4851.N1	06-MAR-2011 17:56:51	Straylight	57.500	171	2Eps Crv	3.0010	4250.0	115	47139	No
250	GOM_NL__2PRFIN20110306_180829_000000423100_00142_47139_4852.N1	06-MAR-2011 18:08:29	Bright	41.500	22	32Alp Leo	1.3600	15200.	83	47139	No
251	GOM_NL__2PRFIN20110306_181055_000000413100_00142_47139_4853.N1	06-MAR-2011 18:10:55	Bright	41.000	51	41Gam1Leo	2.0100	4500.0	82	47139	No
252	GOM_NL__2PRFIN20110306_181920_000000443100_00142_47139_4854.N1	06-MAR-2011 18:19:20	Bright	43.500	174	52Psi UMa	3.0040	4400.0	87	47139	No
253	GOM_NL__2PRFIN20110306_182217_000000413100_00142_47139_4855.N1	06-MAR-2011 18:22:17	Bright	41.000	82	48Bet UMa	2.3650	10600.	82	47139	No
254	GOM_NL__2PRFIN20110306_182341_000000403100_00142_47139_4856.N1	06-MAR-2011 18:23:41	Bright	40.000	36	50Alp UMa	1.8000	6300.0	80	47139	No
255	GOM_NL__2PRFIN20110306_183052_000000413100_00142_47139_4857.N1	06-MAR-2011 18:30:52	Bright	41.000	60	7Bet UMi	2.0810	3950.0	82	47139	No
256	GOM_NL__2PRFIN20110306_183521_000000483100_00142_47139_4858.N1	06-MAR-2011 18:35:21	Bright	48.000	119	14Eta Dra	2.7270	4700.0	96	47139	No
257	GOM_NL__2PRFIN20110306_183959_000000493100_00142_47139_4859.N1	06-MAR-2011 18:39:59	Bright	49.000	130	23Bet Dra	2.7990	5800.0	98	47139	No
258	GOM_NL__2PRFIN20110306_184324_000000373100_00142_47139_4860.N1	06-MAR-2011 18:43:24	Bright	37.000	144	18Del Cyg	2.8600	11000.	74	47139	No
259	GOM_NL__2PRFIN20110306_184530_000000453100_00142_47139_4861.N1	06-MAR-2011 18:45:30	Bright	45.000	5	3Alp Lyr	0.033000	11000.	90	47139	No
260	GOM_NL__2PRFIN20110306_185334_000000453100_00142_47139_4862.N1	06-MAR-2011 18:53:34	Bright	45.000	168	17Zet Aql	2.9860	11000.	90	47139	No
261	GOM_NL__2PRFIN20110306_190333_000000453100_00142_47139_4863.N1	06-MAR-2011 19:03:33	Dark	45.000	155	41Pi Sgr	2.9000	6600.0	90	47139	No
262	GOM_NL__2PRFIN20110306_190526_000000463100_00142_47139_4864.N1	06-MAR-2011 19:05:26	Dark	45.500	57	34Sig Sgr	2.0660	26000.	91	47139	No
263	GOM_NL__2PRFIN20110306_190841_000000493100_00142_47139_4865.N1	06-MAR-2011 19:08:41	Dark	48.500	38	20Eps Sgr	1.8360	11000.	97	47139	No
264	GOM_NL__2PRFIN20110306_191150_000000463100_00142_47139_4866.N1	06-MAR-2011 19:11:50	Dark	45.500	25	35Lam Sco	1.6200	28000.	91	47139	No
265	GOM_NL__2PRFIN20110306_191506_000000453100_00143_47140_4844.N1	06-MAR-2011 19:15:06	Dark	44.500	141	Bet Ara	2.8400	4600.0	89	47140	No
266	GOM_NL__2PRFIN20110306_192140_000000583100_00143_47140_4845.N1	06-MAR-2011 19:21:40	Dark	58.000	4	Alp1Cen	-0.010000	5800.0	116	47140	No
267	GOM_NL__2PRFIN20110306_192257_000000523100_00143_47140_4846.N1	06-MAR-2011 19:22:57	Dark	51.500	10	Bet Cen	0.610000	28000.	103	47140	No
268	GOM_NL__2PRFIN20110306_192452_000000433100_00143_47140_4847.N1	06-MAR-2011 19:24:52	Dark	43.000	77	Eps Cen	2.3030	28000.	86	47140	No
269	GOM_NL__2PRFIN20110306_192624_000000543100_00143_47140_4848.N1	06-MAR-2011 19:26:24	Dark	53.500	26	Gam Cru	1.6240	2900.0	107	47140	No
270	GOM_NL__2PRFIN20110306_192757_000000483100_00143_47140_4849.N1	06-MAR-2011 19:27:57	Dark	48.000	64	Gam Cen	2.2000	10600.	96	47140	No
271	GOM_NL__2PRFIN20110306_192945_000000543100_00143_47140_4850.N1	06-MAR-2011 19:29:45	Straylight	54.000	123	lot Cen	2.7500	10200.	108	47140	No
272	GOM_NL__2PRFIN20110306_193705_000000543100_00143_47140_4851.N1	06-MAR-2011 19:37:05	Straylight	54.000	171	2Eps Crv	3.0010	4250.0	108	47140	No
273	GOM_NL__2PRFIN20110306_194843_000000413100_00143_47140_4852.N1	06-MAR-2011 19:48:43	Bright	41.000	22	32Alp Leo	1.3600	15200.	82	47140	No
274	GOM_NL__2PRFIN20110306_195109_000000413100_00143_47140_4853.N1	06-MAR-2011 19:51:09	Bright	40.500	51	41Gam1Leo	2.0100	4500.0	81	47140	No
275	GOM_NL__2PRFIN20110306_195933_000000433100_00143_47140_4854.N1	06-MAR-2011 19:59:33	Bright	43.000	174	52Psi UMa	3.0040	4400.0	86	47140	No
276	GOM_NL__2PRFIN20110306_200231_000000413100_00143_47140_4855.N1	06-MAR-2011 20:02:31	Bright	40.500	82	48Bet UMa	2.3650	10600.	81	47140	No
277	GOM_NL__2PRFIN20110306_200355_000000423100_00143_47140_4856.N1	06-MAR-2011 20:03:55	Bright	41.500	36	50Alp UMa	1.8000	6300.0	83	47140	No
278	GOM_NL__2PRFIN20110306_201106_000000433100_00143_47140_4857.N1	06-MAR-2011 20:11:06	Bright	42.500	60	7Bet UMi	2.0810	3950.0	85	47140	No

279	GOM_NL__2PRFIN20110306_201535_000000493100_00143_47140_4858.N1	06-MAR-2011 20:15:35	Bright	48.500	119	14Eta Dra	2.7270	4700.0	97	47140	No
280	GOM_NL__2PRFIN20110306_202012_000000503100_00143_47140_4859.N1	06-MAR-2011 20:20:12	Bright	49.500	130	23Bet Dra	2.7990	5800.0	99	47140	No
281	GOM_NL__2PRFIN20110306_202338_000000383100_00143_47140_4860.N1	06-MAR-2011 20:23:38	Bright	37.500	144	18Del Cyg	2.8600	11000.	75	47140	No
282	GOM_NL__2PRFIN20110306_202544_000000443100_00143_47140_4861.N1	06-MAR-2011 20:25:44	Bright	44.000	5	3Alp Lyr	0.033000	11000.	88	47140	No
283	GOM_NL__2PRFIN20110306_203348_000000443100_00143_47140_4862.N1	06-MAR-2011 20:33:48	Bright	43.500	168	17Zet Aql	2.9860	11000.	87	47140	No
284	GOM_NL__2PRFIN20110306_204348_000000453100_00143_47140_4863.N1	06-MAR-2011 20:43:48	Dark	44.500	155	41Pi Sgr	2.9000	6600.0	89	47140	No
285	GOM_NL__2PRFIN20110306_204541_000000433100_00143_47140_4864.N1	06-MAR-2011 20:45:41	Dark	43.000	57	34Sig Sgr	2.0660	26000.	86	47140	No
286	GOM_NL__2PRFIN20110306_204856_000000463100_00143_47140_4865.N1	06-MAR-2011 20:48:56	Dark	46.000	38	20Eps Sgr	1.8360	11000.	92	47140	No
287	GOM_NL__2PRFIN20110306_205205_000000483100_00143_47140_4866.N1	06-MAR-2011 20:52:05	Dark	47.500	25	35Lam Sco	1.6200	28000.	95	47140	No
288	GOM_NL__2PRFIN20110306_205521_000000423100_00144_47141_4844.N1	06-MAR-2011 20:55:21	Dark	42.000	141	Bet Ara	2.8400	4600.0	84	47141	No
289	GOM_NL__2PRFIN20110306_210155_000000523100_00144_47141_4845.N1	06-MAR-2011 21:01:55	Dark	52.000	4	Alp1Cen	-0.010000	5800.0	104	47141	No
290	GOM_NL__2PRFIN20110306_210312_000000423100_00144_47141_4846.N1	06-MAR-2011 21:03:12	Dark	42.000	10	Bet Cen	0.61000	28000.	84	47141	No
291	GOM_NL__2PRFIN20110306_210507_000000443100_00144_47141_4847.N1	06-MAR-2011 21:05:07	Dark	44.000	77	Eps Cen	2.3030	28000.	88	47141	No
292	GOM_NL__2PRFIN20110306_210639_000000503100_00144_47141_4848.N1	06-MAR-2011 21:06:39	Dark	50.000	26	Gam Cru	1.6240	2900.0	100	47141	No
293	GOM_NL__2PRFIN20110306_210812_000000483100_00144_47141_4849.N1	06-MAR-2011 21:08:12	Dark	48.000	64	Gam Cen	2.2000	10600.	96	47141	No
294	GOM_NL__2PRFIN20110306_211000_000000543100_00144_47141_4850.N1	06-MAR-2011 21:10:00	Straylight	54.000	123	lot Cen	2.7500	10200.	108	47141	No
295	GOM_NL__2PRFIN20110306_211719_000000543100_00144_47141_4851.N1	06-MAR-2011 21:17:19	Straylight	54.000	171	2Eps Crv	3.0010	4250.0	108	47141	No
296	GOM_NL__2PRFIN20110306_212857_000000413100_00144_47141_4852.N1	06-MAR-2011 21:28:57	Bright	40.500	22	32Alp Leo	1.3600	15200.	81	47141	No
297	GOM_NL__2PRFIN20110306_213123_000000413100_00144_47141_4853.N1	06-MAR-2011 21:31:23	Bright	40.500	51	41Gam1Leo	2.0100	4500.0	81	47141	No
298	GOM_NL__2PRFIN20110306_213947_000000443100_00144_47141_4854.N1	06-MAR-2011 21:39:47	Bright	43.500	174	52Psi UMa	3.0040	4400.0	87	47141	No
299	GOM_NL__2PRFIN20110306_214244_000000403100_00144_47141_4855.N1	06-MAR-2011 21:42:44	Bright	40.000	82	48Bet UMa	2.3650	10600.	80	47141	No
300	GOM_NL__2PRFIN20110306_214409_000000423100_00144_47141_4856.N1	06-MAR-2011 21:44:09	Bright	41.500	36	50Alp UMa	1.8000	6300.0	83	47141	No
301	GOM_NL__2PRFIN20110306_215120_000000403100_00144_47141_4857.N1	06-MAR-2011 21:51:20	Bright	40.000	60	7Bet UMi	2.0810	3950.0	80	47141	No
302	GOM_NL__2PRFIN20110306_215548_000000433100_00144_47141_4858.N1	06-MAR-2011 21:55:48	Bright	43.000	119	14Eta Dra	2.7270	4700.0	86	47141	No
303	GOM_NL__2PRFIN20110306_220026_000000493100_00144_47141_4859.N1	06-MAR-2011 22:00:26	Bright	49.000	130	23Bet Dra	2.7990	5800.0	98	47141	No
304	GOM_NL__2PRFIN20110306_220352_000000363100_00144_47141_4860.N1	06-MAR-2011 22:03:52	Bright	36.000	144	18Del Cyg	2.8600	11000.	72	47141	No
305	GOM_NL__2PRFIN20110306_220558_000000473100_00144_47141_4861.N1	06-MAR-2011 22:05:58	Bright	47.000	5	3Alp Lyr	0.033000	11000.	94	47141	No
306	GOM_NL__2PRFIN20110306_221402_000000453100_00144_47141_4862.N1	06-MAR-2011 22:14:02	Bright	44.500	168	17Zet Aql	2.9860	11000.	89	47141	No
307	GOM_NL__2PRFIN20110306_222402_000000433100_00144_47141_4863.N1	06-MAR-2011 22:24:02	Dark	42.500	155	41Pi Sgr	2.9000	6600.0	85	47141	No
308	GOM_NL__2PRFIN20110306_222556_000000443100_00144_47141_4864.N1	06-MAR-2011 22:25:56	Dark	44.000	57	34Sig Sgr	2.0660	26000.	88	47141	No
309	GOM_NL__2PRFIN20110306_222911_000000533100_00144_47141_4865.N1	06-MAR-2011 22:29:11	Dark	52.500	38	20Eps Sgr	1.8360	11000.	105	47141	No
310	GOM_NL__2PRFIN20110306_223220_000000483100_00144_47141_4866.N1	06-MAR-2011 22:32:20	Dark	48.000	25	35Lam Sco	1.6200	28000.	96	47141	No
311	GOM_NL__2PRFIN20110306_223535_000000493100_00145_47142_4844.N1	06-MAR-2011 22:35:35	Dark	49.000	141	Bet Ara	2.8400	4600.0	98	47142	No
312	GOM_NL__2PRFIN20110306_224209_000000443100_00145_47142_4845.N1	06-MAR-2011 22:42:09	Dark	44.000	4	Alp1Cen	-0.010000	5800.0	88	47142	No
313	GOM_NL__2PRFIN20110306_224326_000000443100_00145_47142_4846.N1	06-MAR-2011 22:43:26	Dark	44.000	10	Bet Cen	0.61000	28000.	88	47142	No
314	GOM_NL__2PRFIN20110306_224522_000000443100_00145_47142_4847.N1	06-MAR-2011 22:45:22	Dark	43.500	77	Eps Cen	2.3030	28000.	87	47142	No
315	GOM_NL__2PRFIN20110306_224653_000000503100_00145_47142_4848.N1	06-MAR-2011 22:46:53	Dark	50.000	26	Gam Cru	1.6240	2900.0	100	47142	No
316	GOM_NL__2PRFIN20110306_224826_000000423100_00145_47142_4849.N1	06-MAR-2011 22:48:26	Dark	41.500	64	Gam Cen	2.2000	10600.	83	47142	No
317	GOM_NL__2PRFIN20110306_225015_000000543100_00145_47142_4850.N1	06-MAR-2011 22:50:15	Straylight	53.500	123	lot Cen	2.7500	10200.	107	47142	No
318	GOM_NL__2PRFIN20110306_225733_000000603100_00145_47142_4851.N1	06-MAR-2011 22:57:33	Straylight	59.500	171	2Eps Crv	3.0010	4250.0	119	47142	No
319	GOM_NL__2PRFIN20110306_230910_000000413100_00145_47142_4852.N1	06-MAR-2011 23:09:10	Bright	40.500	22	32Alp Leo	1.3600	15200.	81	47142	No
320	GOM_NL__2PRFIN20110306_231136_000000423100_00145_47142_4853.N1	06-MAR-2011 23:11:36	Bright	41.500	51	41Gam1Leo	2.0100	4500.0	83	47142	No
321	GOM_NL__2PRFIN20110306_232000_000000423100_00145_47142_4854.N1	06-MAR-2011 23:20:00	Bright	41.500	174	52Psi UMa	3.0040	4400.0	83	47142	No
322	GOM_NL__2PRFIN20110306_232258_000000403100_00145_47142_4855.N1	06-MAR-2011 23:22:58	Bright	39.500	82	48Bet UMa	2.3650	10600.	79	47142	No
323	GOM_NL__2PRFIN20110306_232422_000000413100_00145_47142_4856.N1	06-MAR-2011 23:24:22	Bright	40.500	36	50Alp UMa	1.8000	6300.0	81	47142	No
324	GOM_NL__2PRFIN20110306_233133_000000423100_00145_47142_4857.N1	06-MAR-2011 23:31:33	Bright	41.500	60	7Bet UMi	2.0810	3950.0	83	47142	No
325	GOM_NL__2PRFIN20110306_233602_000000453100_00145_47142_4858.N1	06-MAR-2011 23:36:02	Bright	45.000	119	14Eta Dra	2.7270	4700.0	90	47142	No
326	GOM_NL__2PRFIN20110306_234040_000000493100_00145_47142_4859.N1	06-MAR-2011 23:40:40	Bright	48.500	130	23Bet Dra	2.7990	5800.0	97	47142	No
327	GOM_NL__2PRFIN20110306_234406_000000383100_00145_47142_4860.N1	06-MAR-2011 23:44:06	Bright	37.500	144	18Del Cyg	2.8600	11000.	75	47142	No
328	GOM_NL__2PRFIN20110306_234612_000000453100_00145_47142_4861.N1	06-MAR-2011 23:46:12	Bright	44.500	5	3Alp Lyr	0.033000	11000.	89	47142	No
329	GOM_NL__2PRFIN20110306_235417_000000453100_00145_47142_4862.N1	06-MAR-2011 23:54:17	Bright	45.000	168	17Zet Aql	2.9860	11000.	90	47142	No

3. Quality information per product

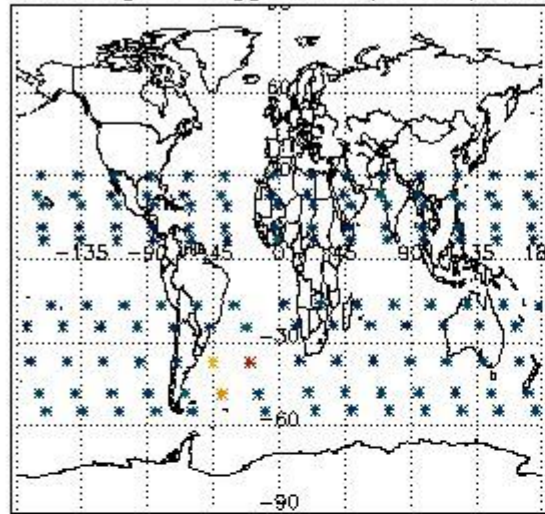
In this section it is plotted some information contained in the Quality Summary data set of the level 2 products. Only products in dark limb conditions and without errors (error flag in the MPH set to "0") are used.

3.1 Plot quality information per product (time dependant)

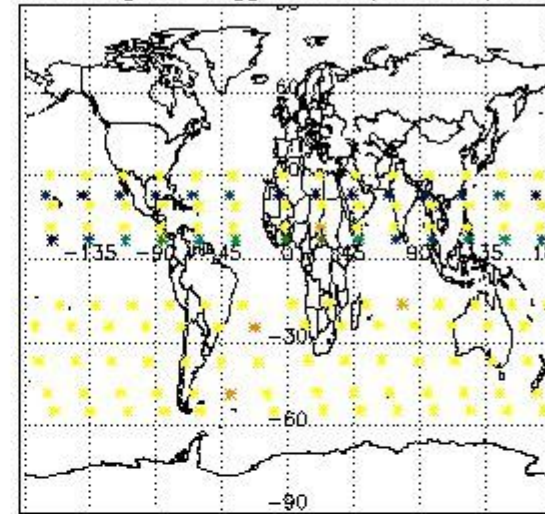


3.2 Plot quality information per product (world map)

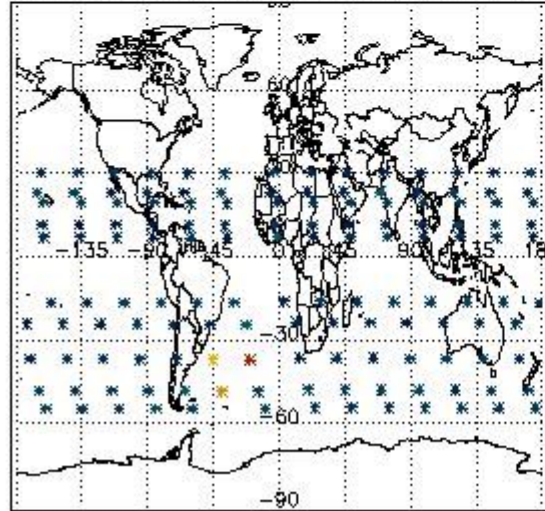
Percentage of flagged data per O3 profile



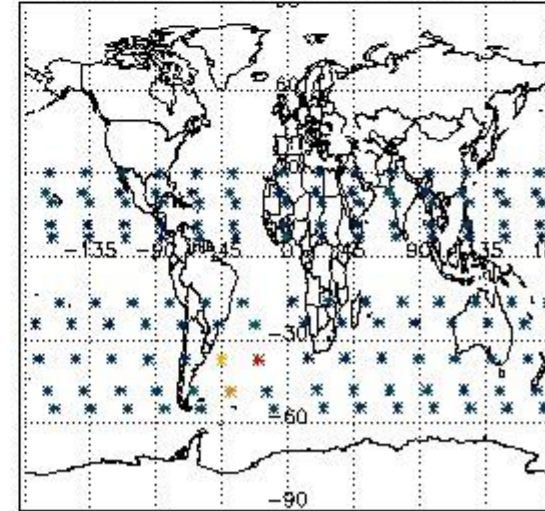
Percentage of flagged data per H2O profile



Percentage of flagged data per NO2 profile



Percentage of flagged data per NO3 profile

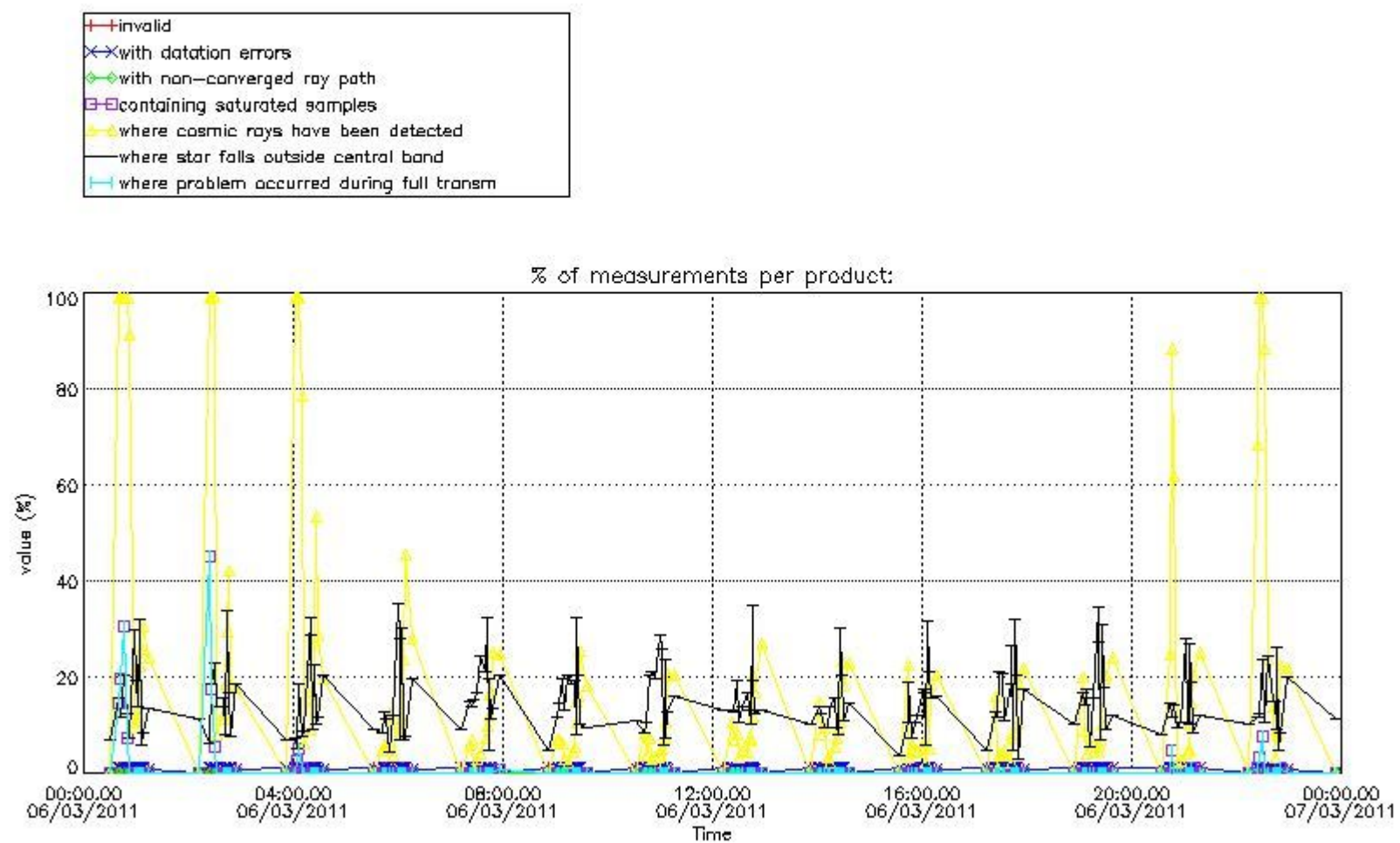


4. Level 1 quality information per product

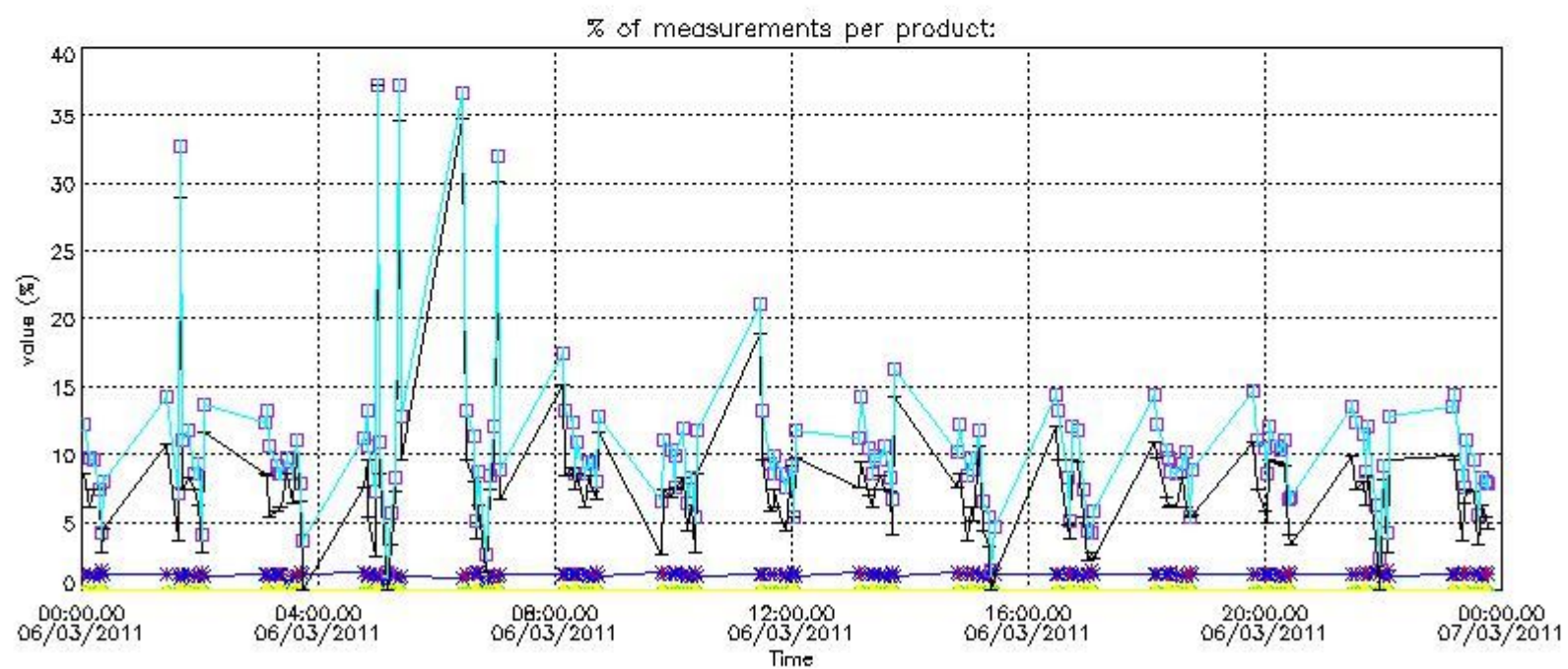
In this section it is plotted some information contained in the Quality Summary data set of the level 2 products that comes from the level 1b processing. Products without errors (error flag in the MPH set to "0") are used.

4.1 Plot quality information per product (time dependant) coming from level 1b processing

4.1.1 Plot level 1 quality information per product (time dependant): ENVISAT ASCENDING passes



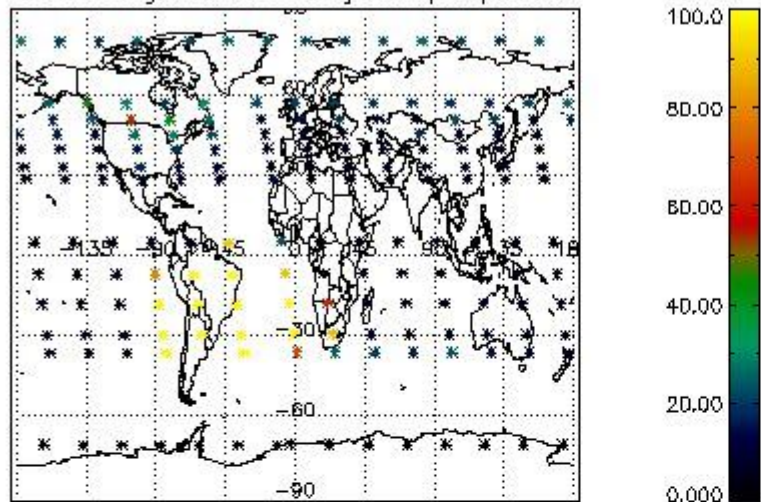
4.1.2 Plot level 1 quality information per product (time dependant): ENVI SAT DESCENDING passes



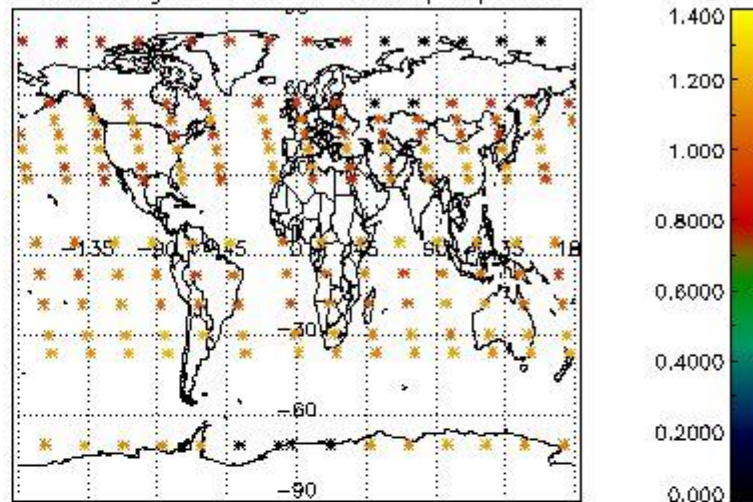
4.2 Plot quality information per product coming from level 1b processing (world map)

4.2.1 Plot level 1 quality information per product (world map): ENVISAT ASCENDING passes

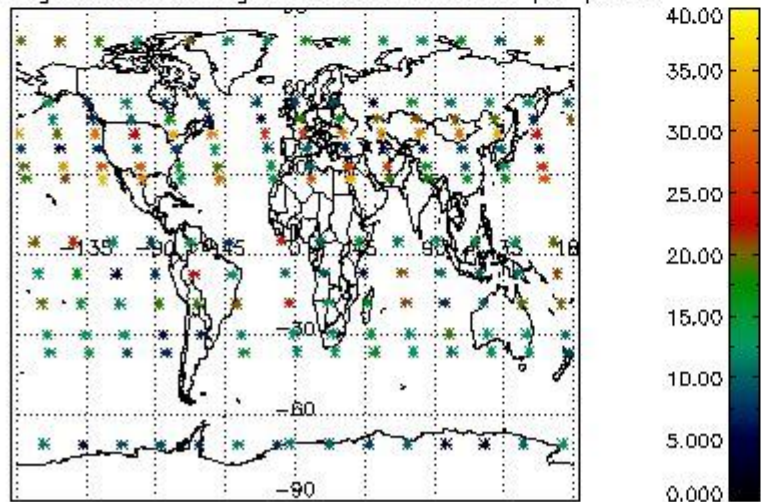
Percentage of cosmic ray hits per profile



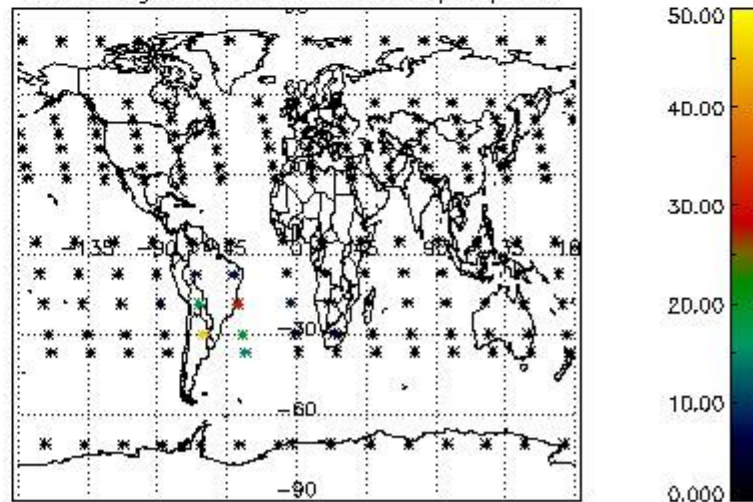
Percentage of datation errors per profile



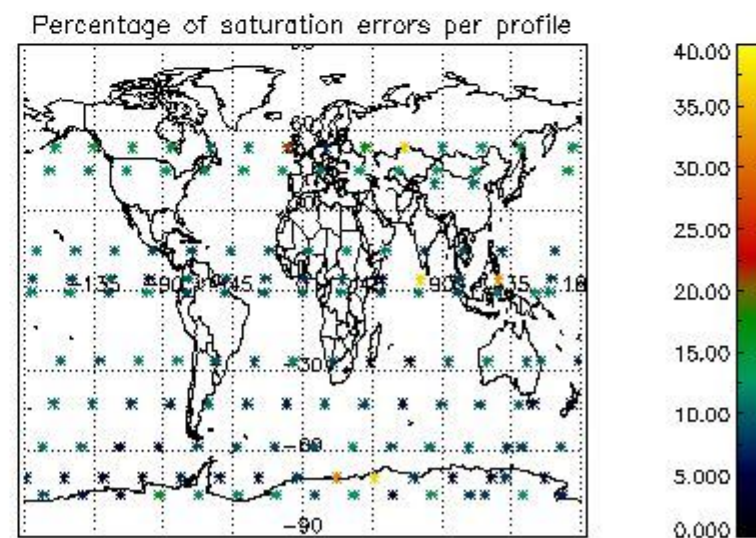
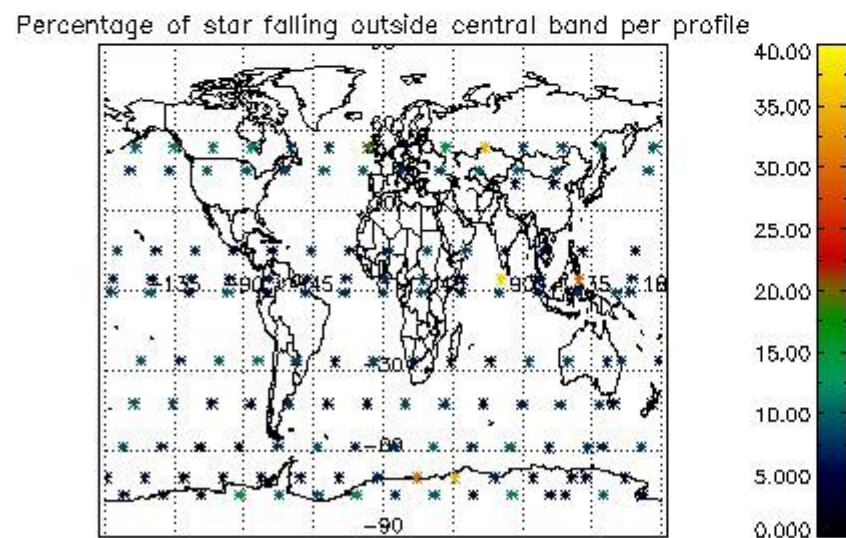
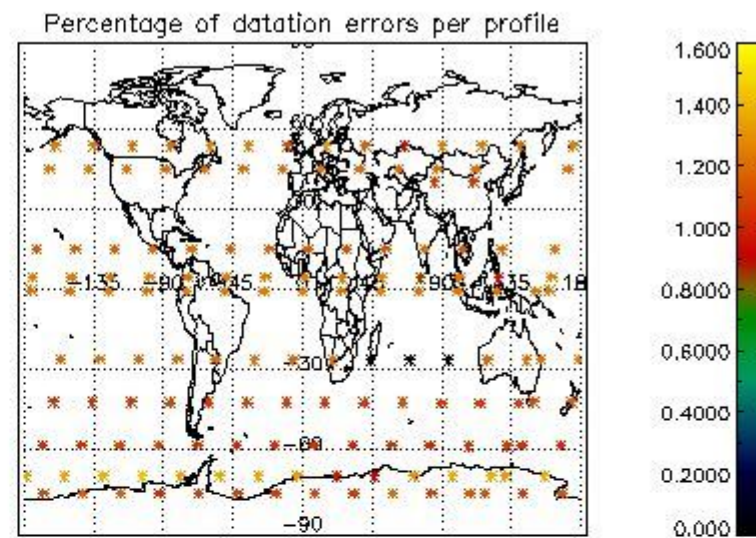
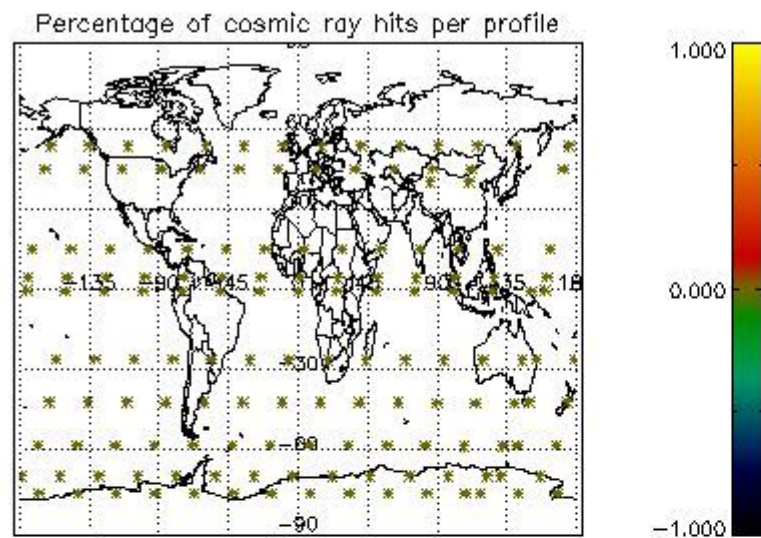
Percentage of star falling outside central band per profile



Percentage of saturation errors per profile



4.2.2 Plot level 1 quality information per product (world map): ENVISAT DESCENDING passes



5. Trace gas profiles

5.1 Ozone statistics based on quality of products

The final quality of the products can be "measured" using the STD (Standard Deviation) attached to every point profile. This information is written to the parameter GOM_NL__2P/NL_LOCAL_SPECIES_DENSITY/o3_std of the level 2 products. The table below shows the statistics for given STD ranges.

The statistics are given with respect to the overall valid production:

- Products without fatal errors: GOM_NL__2P/MPH/PRODUCT_ERR=0
- Valid point profile: GOM_NL__2P/NL_LOCAL_SPECIES_DENSITY/pcd(0)=0

The 'Criteria' is applied to valid points of dark limb products:

- Products in dark limb illumination condition: GOM_NL__2P/NL_SUMMARY_QUALITY/obs_ill_cond=0
- Products without fatal errors: GOM_NL__2P/MPH/PRODUCT_ERR=0
- Valid point profile: GOM_NL__2P/NL_LOCAL_SPECIES_DENSITY/pcd(0)=0

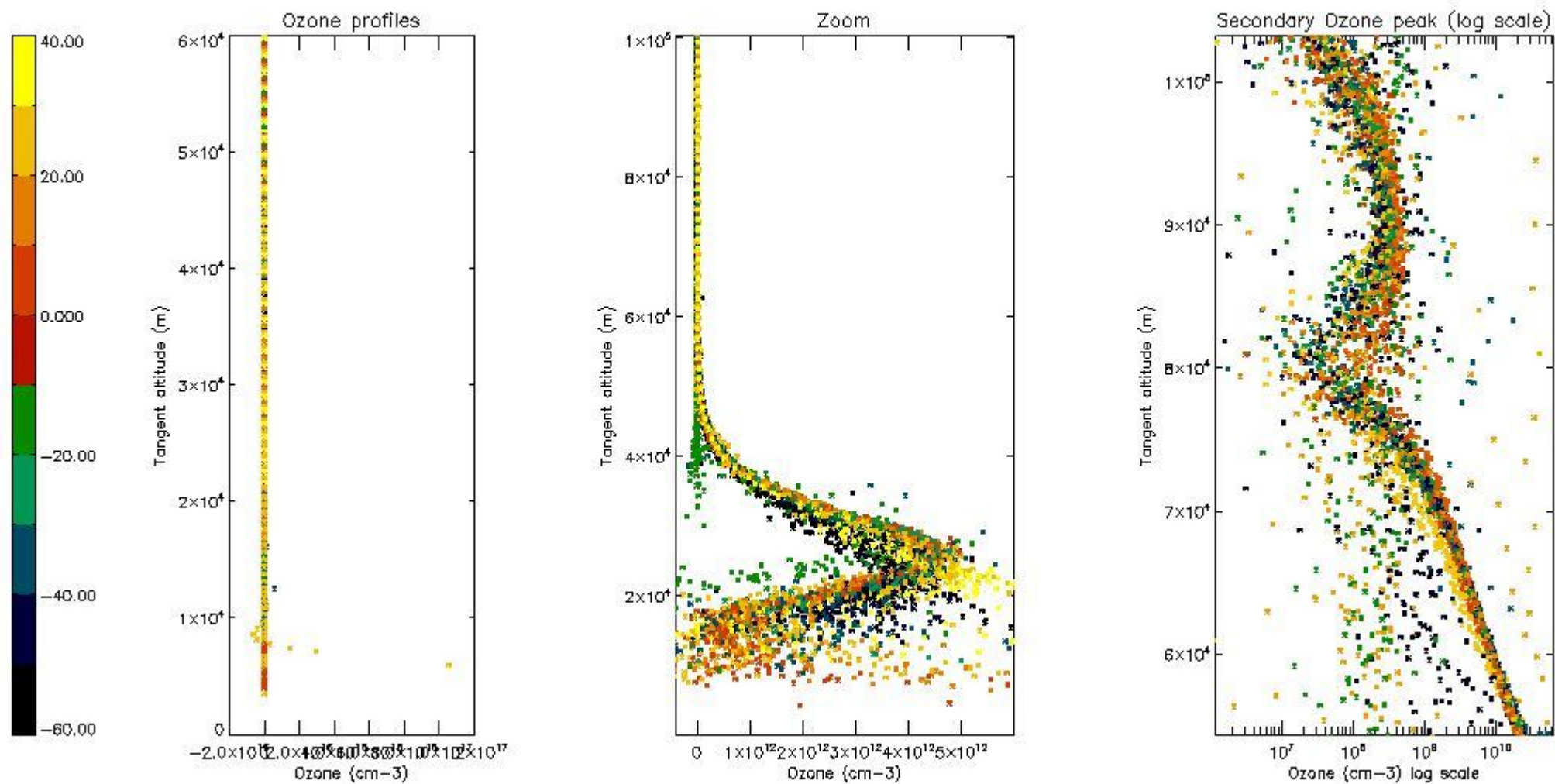
So, the table below shows the percentage of dark limb and valid observations for each criteria with respect to the overall valid daily observations.

Criteria	% of total production
All STD	44
STD < 20	22

STD < 10	17
STD < 5	11

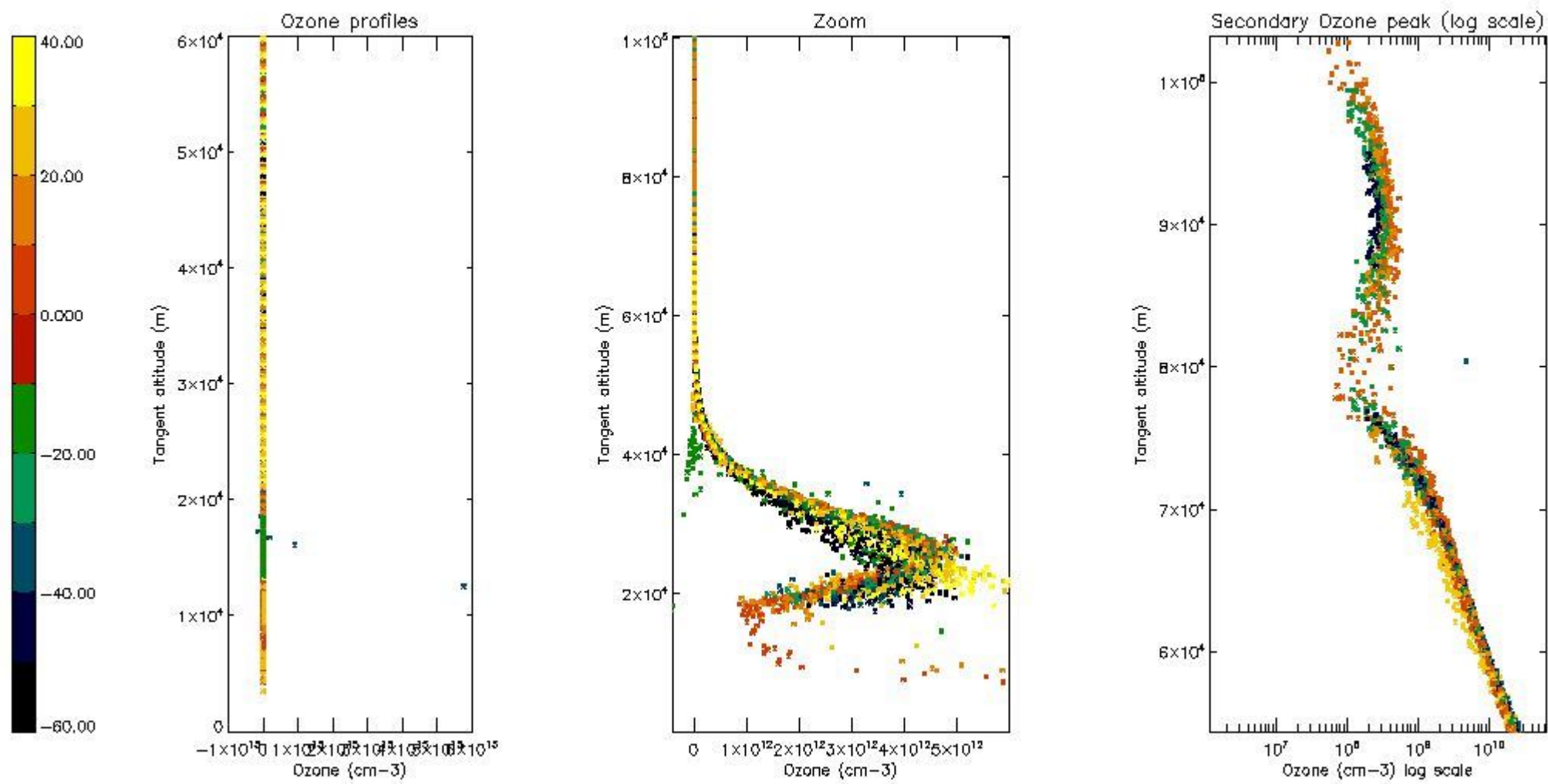
5.2 Plot ozone profiles for all STD (dark without errors)

The colorbar represents the latitude.



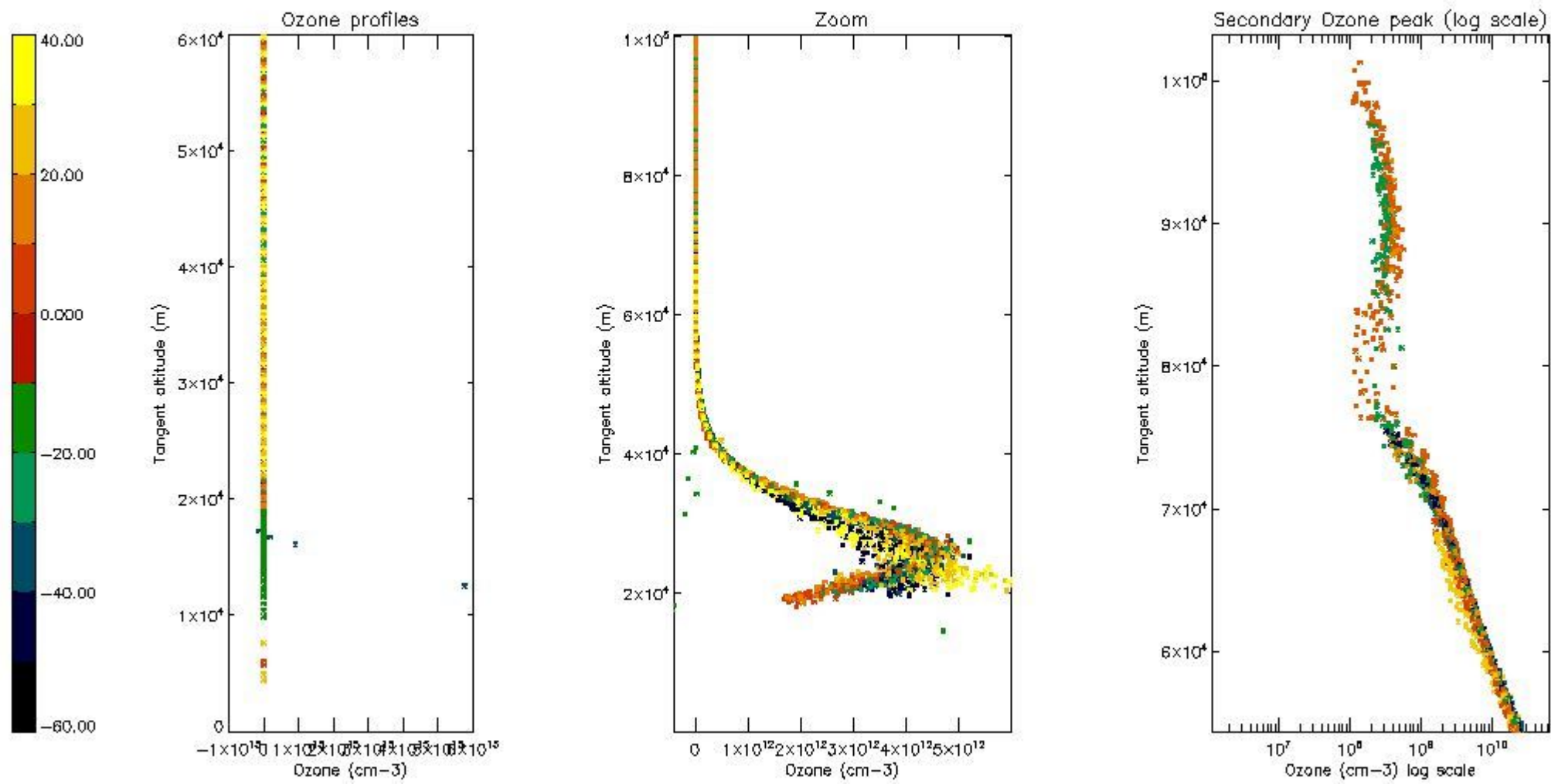
5.3 Plot ozone profiles where STD < 20% (dark without errors)

The colorbar represents the latitude.



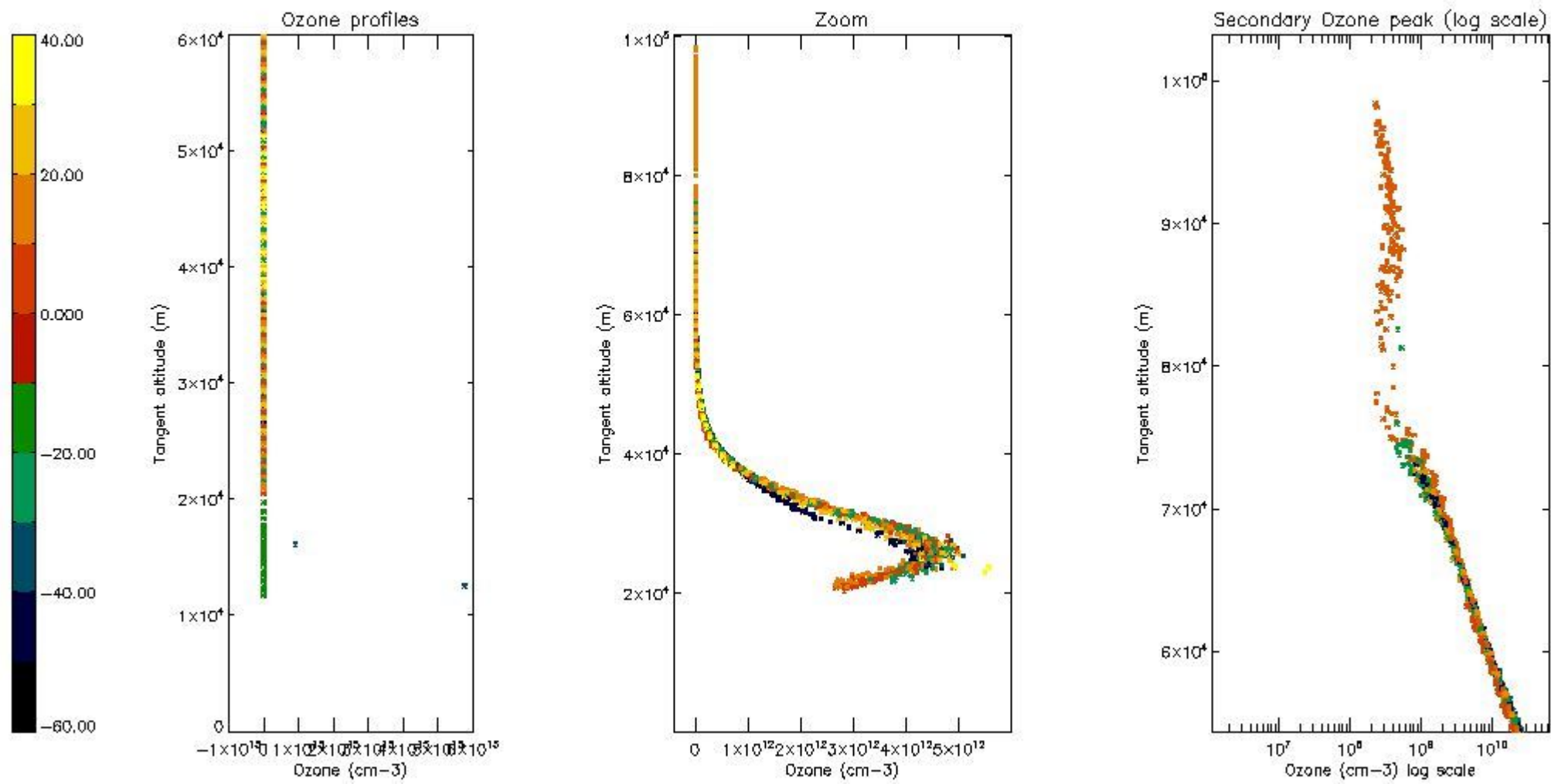
5.4 Plot ozone profiles where STD < 10% (dark without errors)

The colorbar represents the latitude.



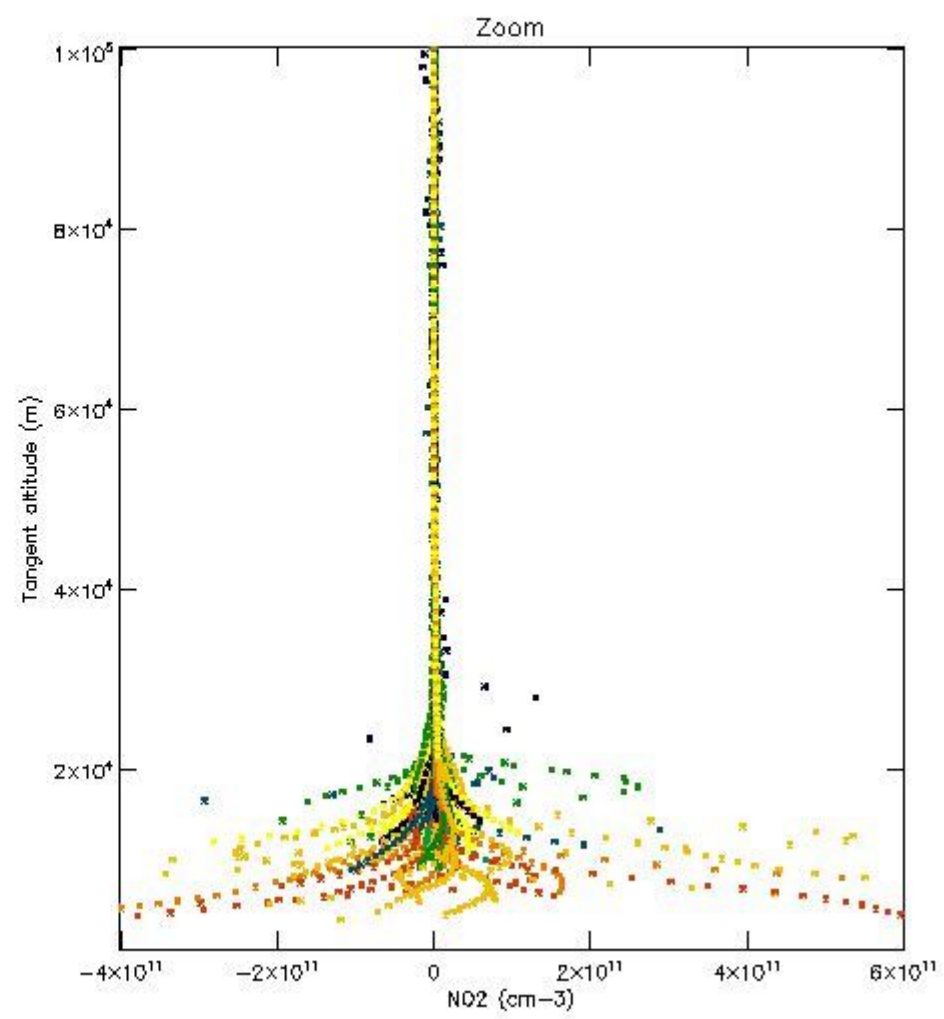
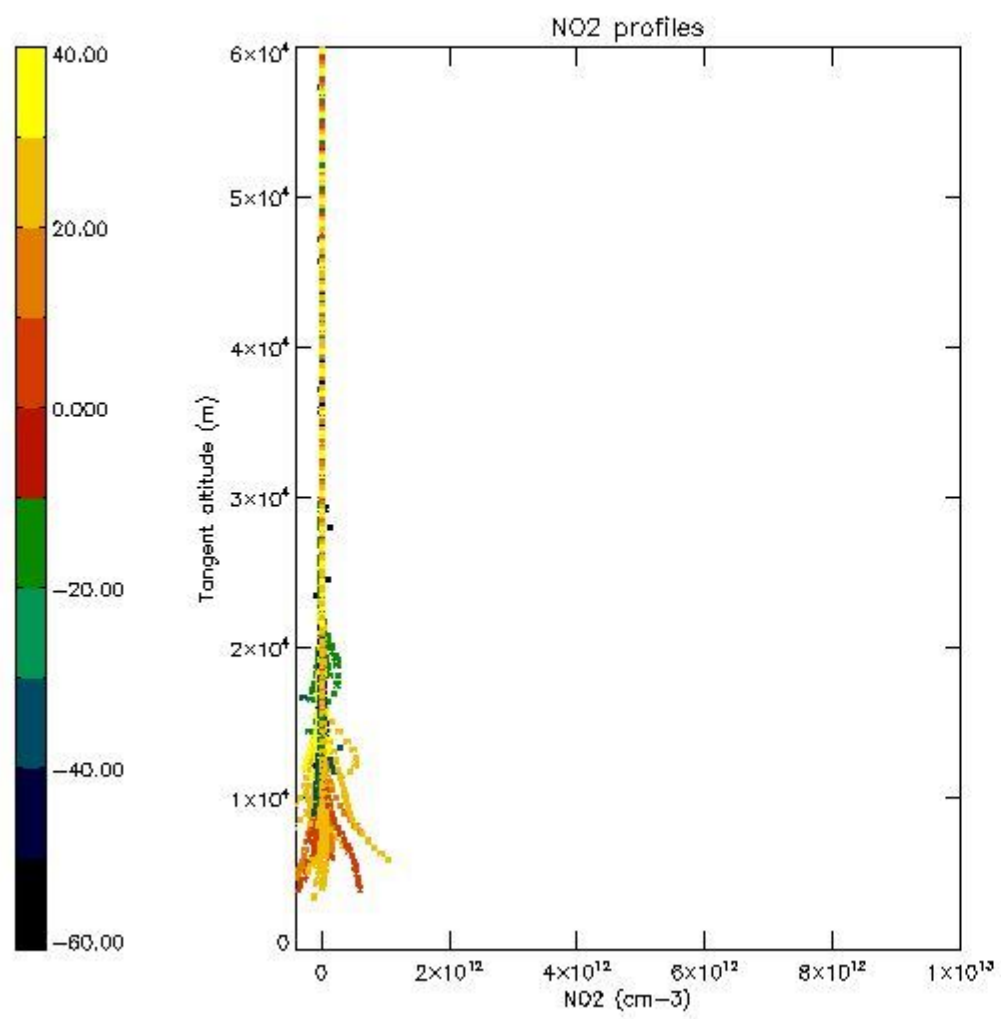
5.5 Plot ozone profiles where $STD < 5\%$ (dark without errors)

The colorbar represents the latitude.



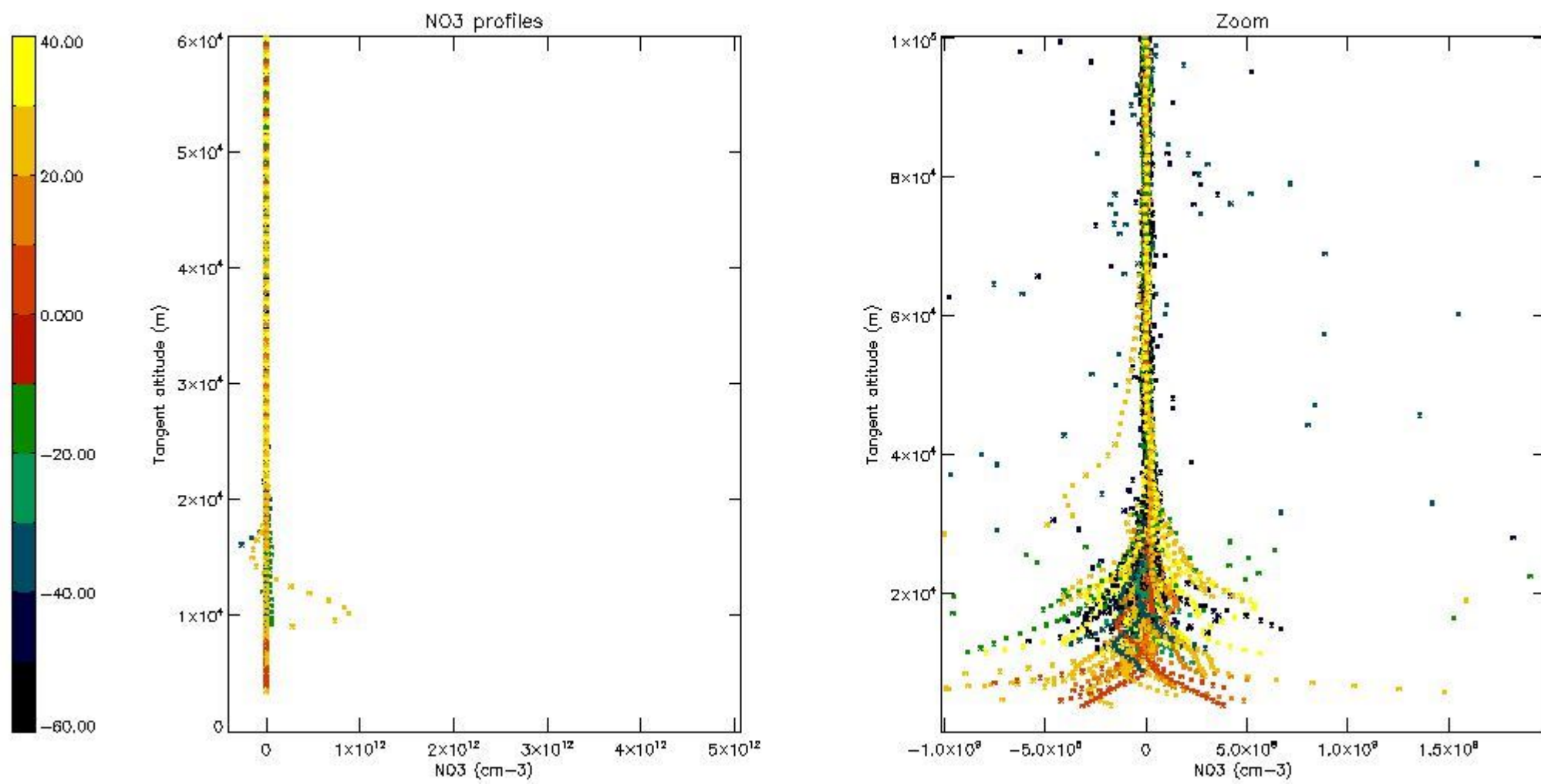
5.6 Plot NO₂ profiles for all STD (dark without errors)

The colorbar represents the latitude.



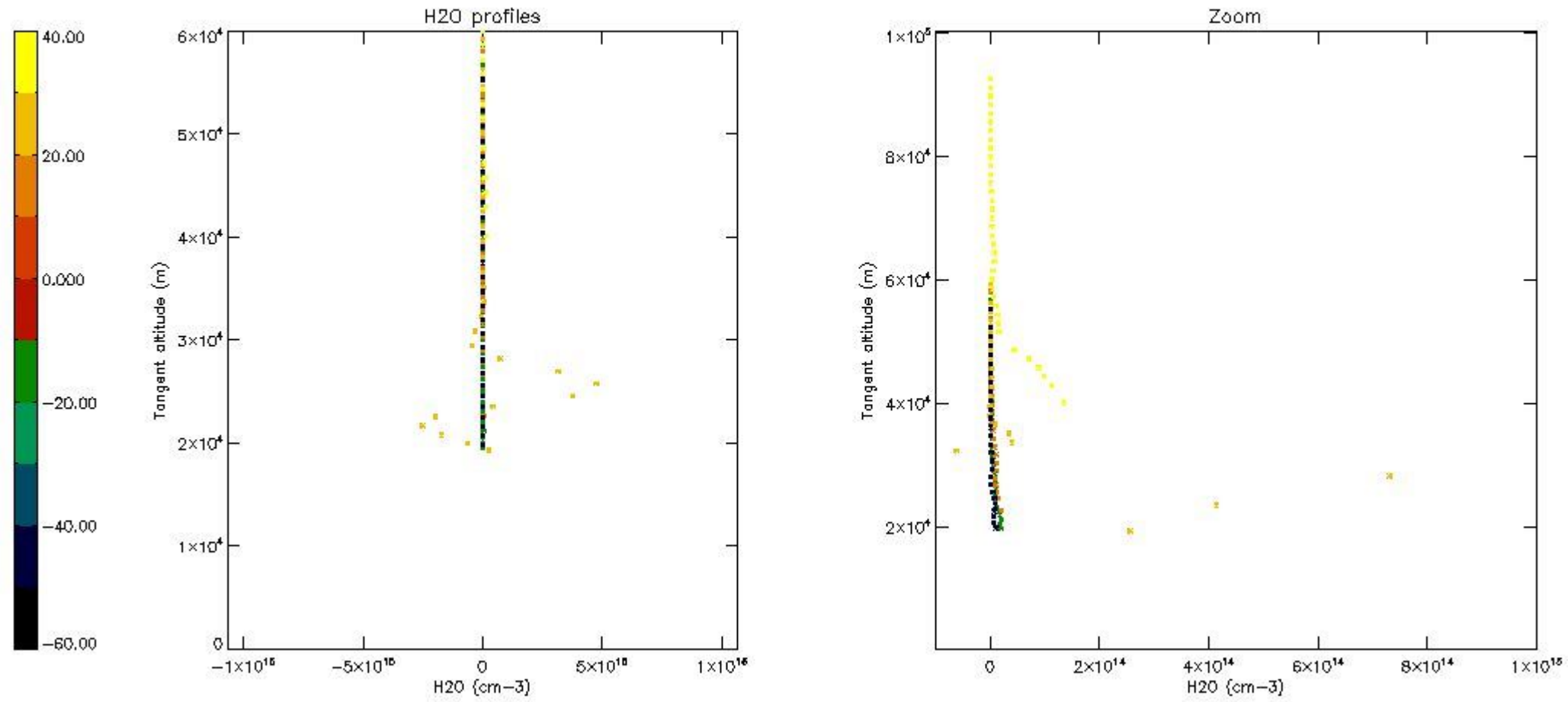
5.7 Plot NO3 profiles for all STD (dark without errors)

The colorbar represents the latitude.



5.8 Plot H2O profiles for all STD (only for occultations of stars 1,2,3,4,13,14,16,26,63 dark without errors)

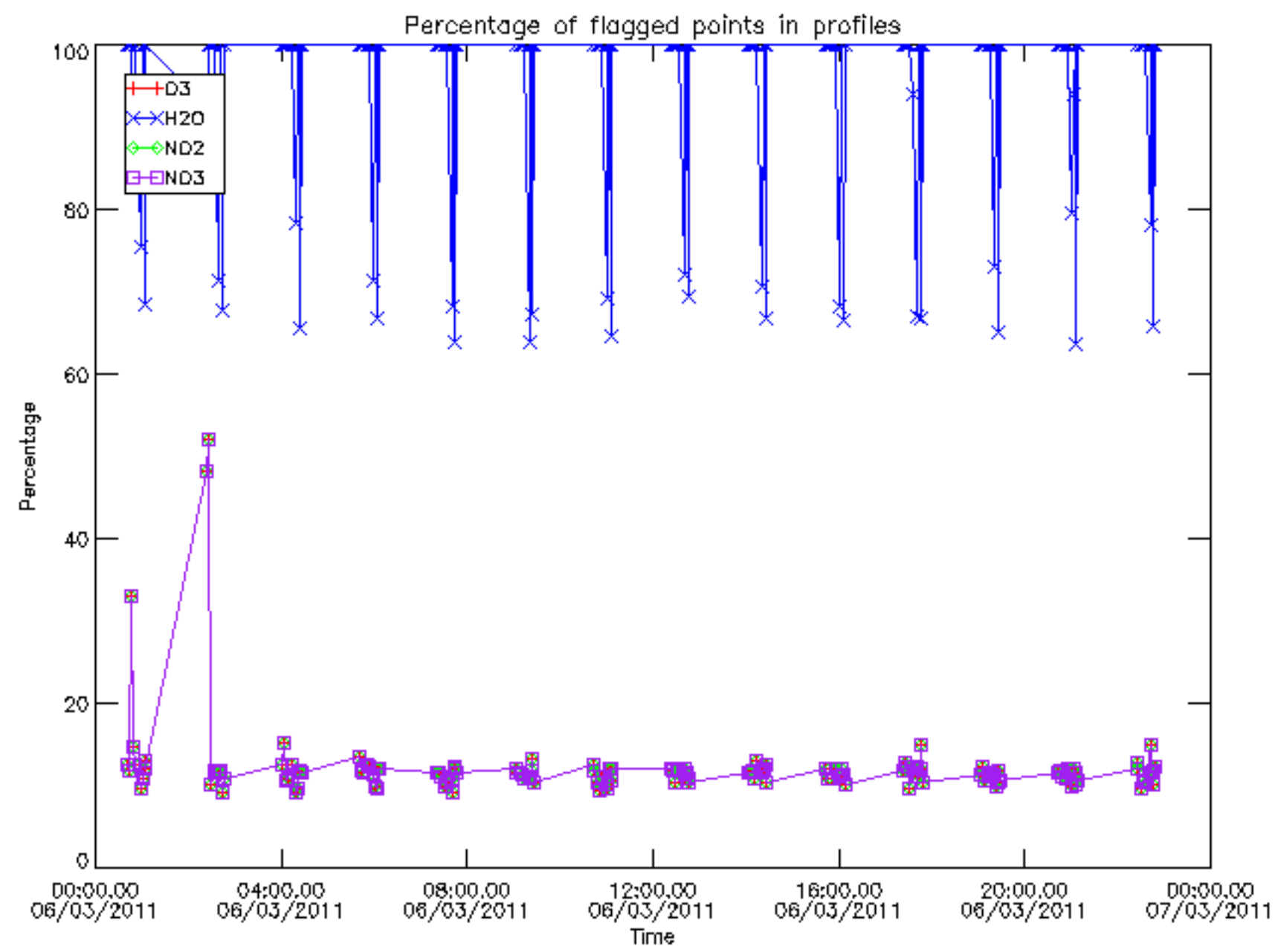
The colorbar represents the latitude.



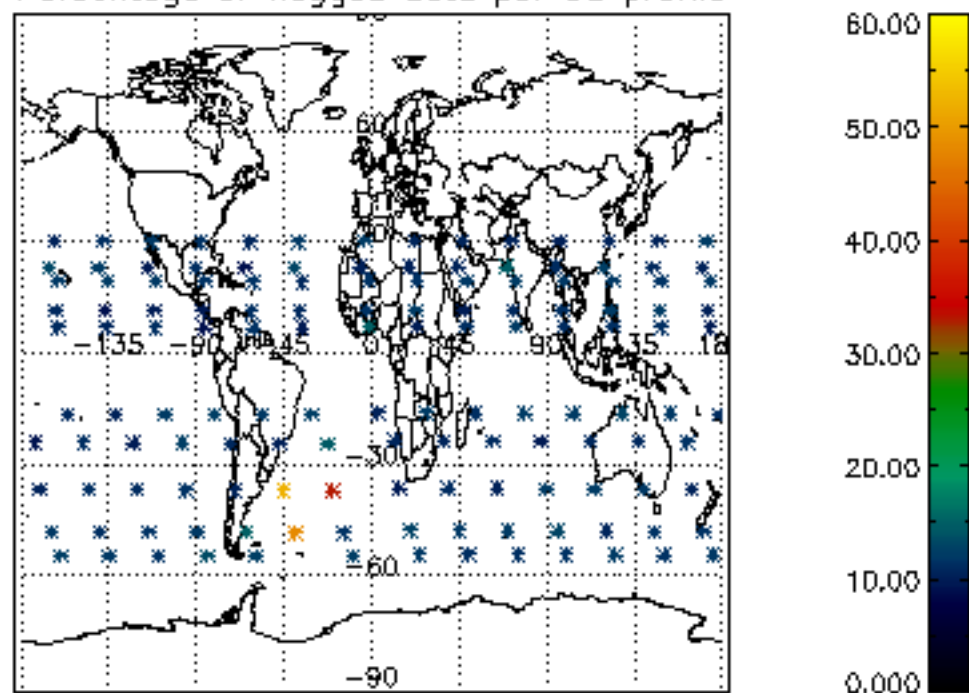
6. Auxiliary Data Files used for the production reported in section 2

The number reported in the third column indicates since which file (see list in section 2) the corresponding auxiliary file has been used. The fourth column is the date of those product files.

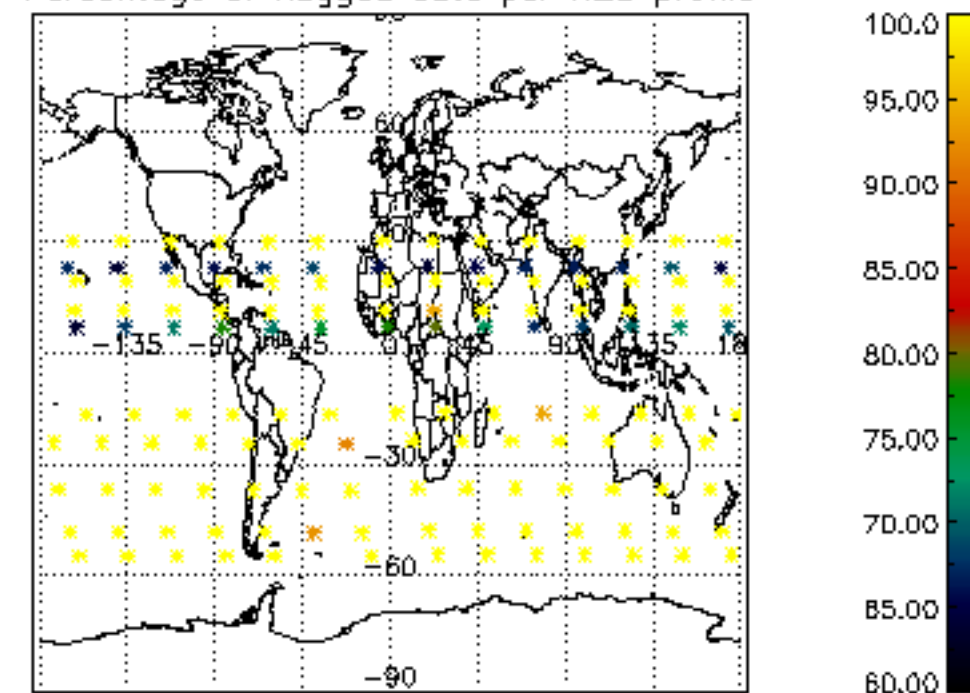
Type	Auxiliary Filename	Used since product	Used since product date
INST_PHYS_CHARACTERISTICS	GOM_INS_AXVIEC20091111_143220_20030716_120000_20500101_000000	1	06-MAR-2011 00:01:11
LEVEL-2_PROC_CONFIG	GOM_PR2_AXVIEC20091111_152718_20020301_000000_20500101_000000	1	06-MAR-2011 00:01:11
CROSS_SECTIONS_FILE	GOM_CRS_AXVIEC20091111_154832_20020301_000000_20500101_000000	1	06-MAR-2011 00:01:11



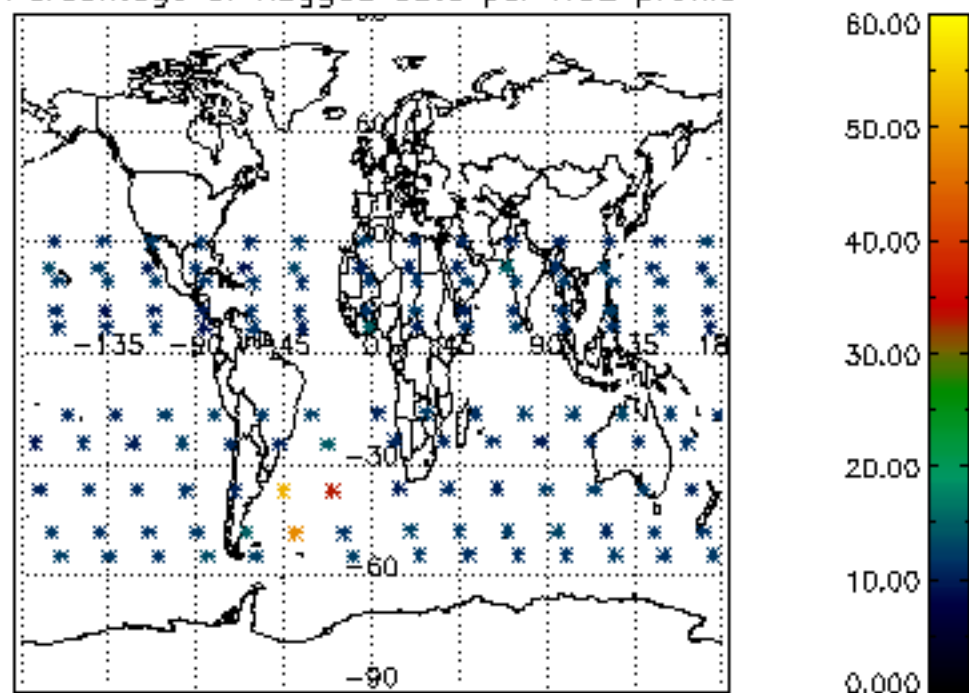
Percentage of flagged data per D3 profile



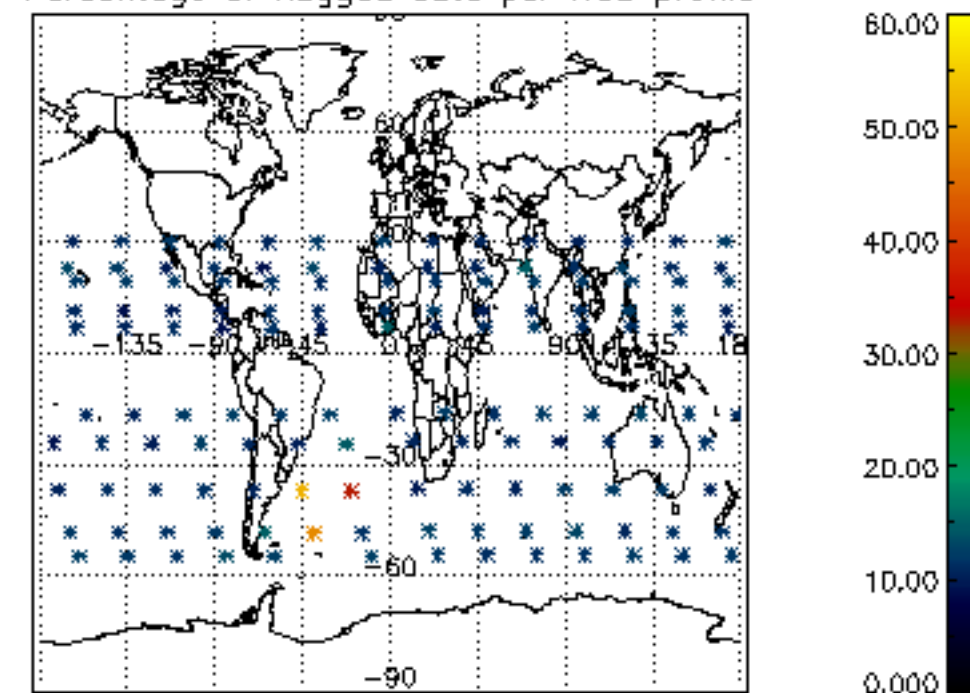
Percentage of flagged data per H2O profile

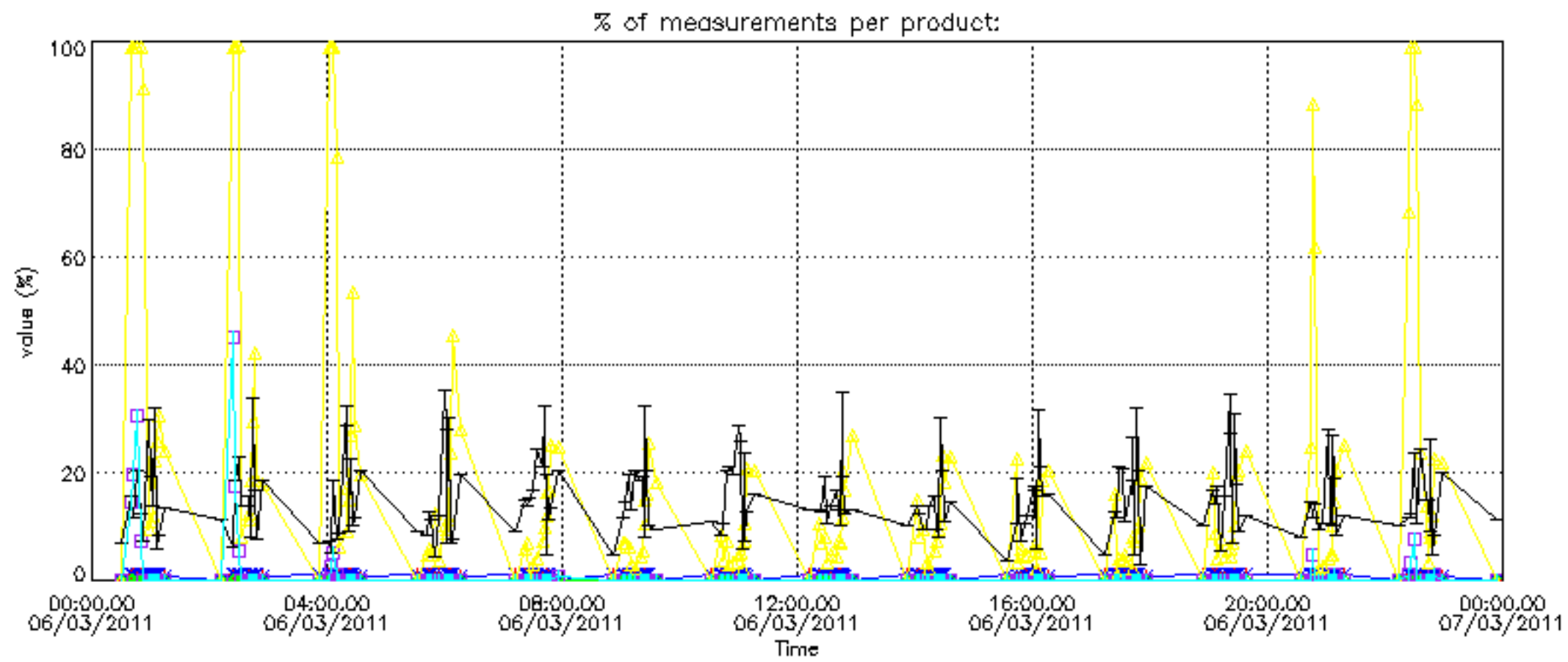
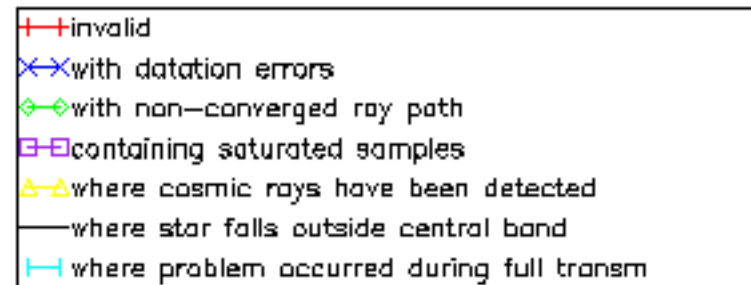


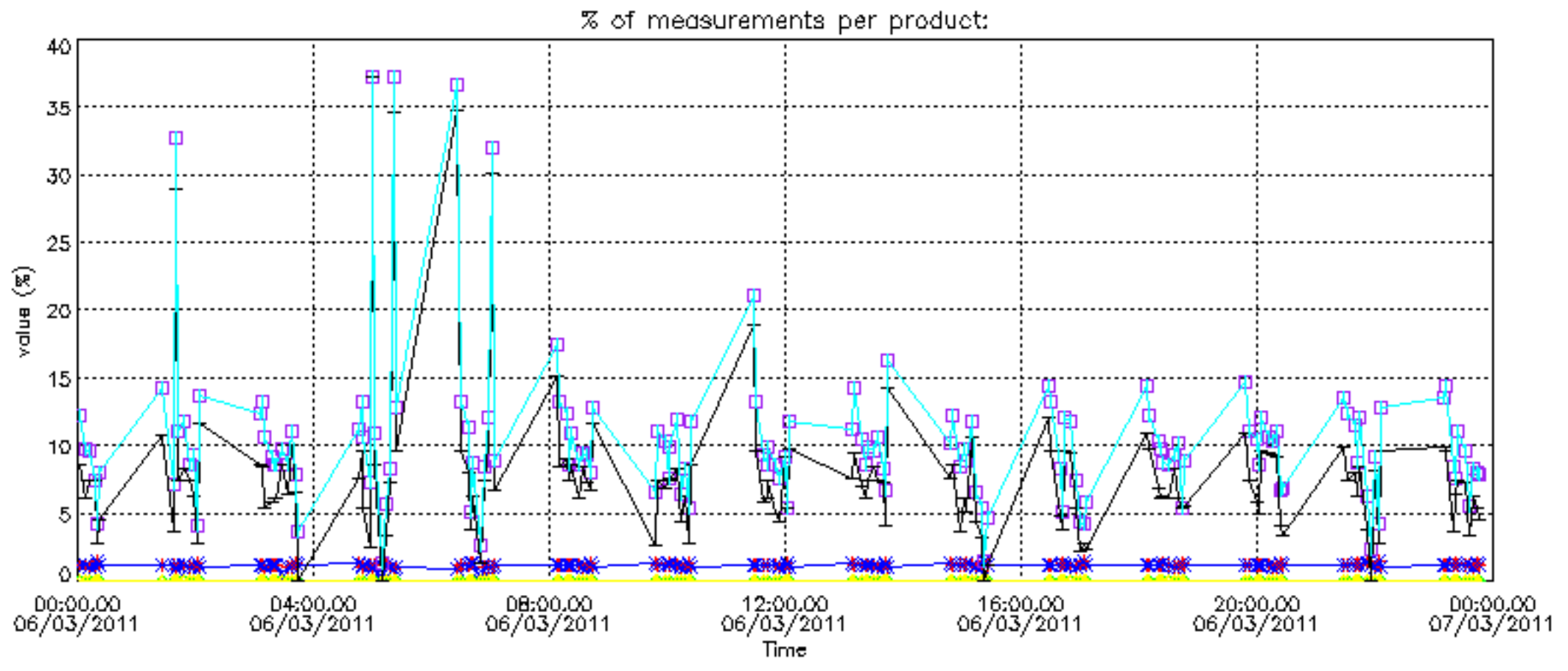
Percentage of flagged data per NO2 profile



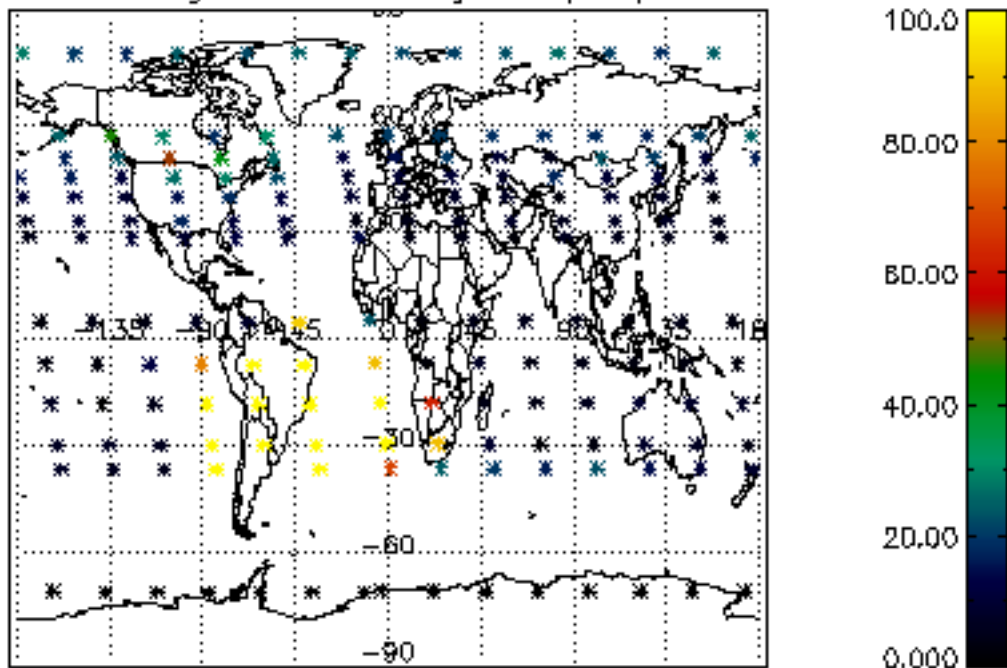
Percentage of flagged data per NO3 profile



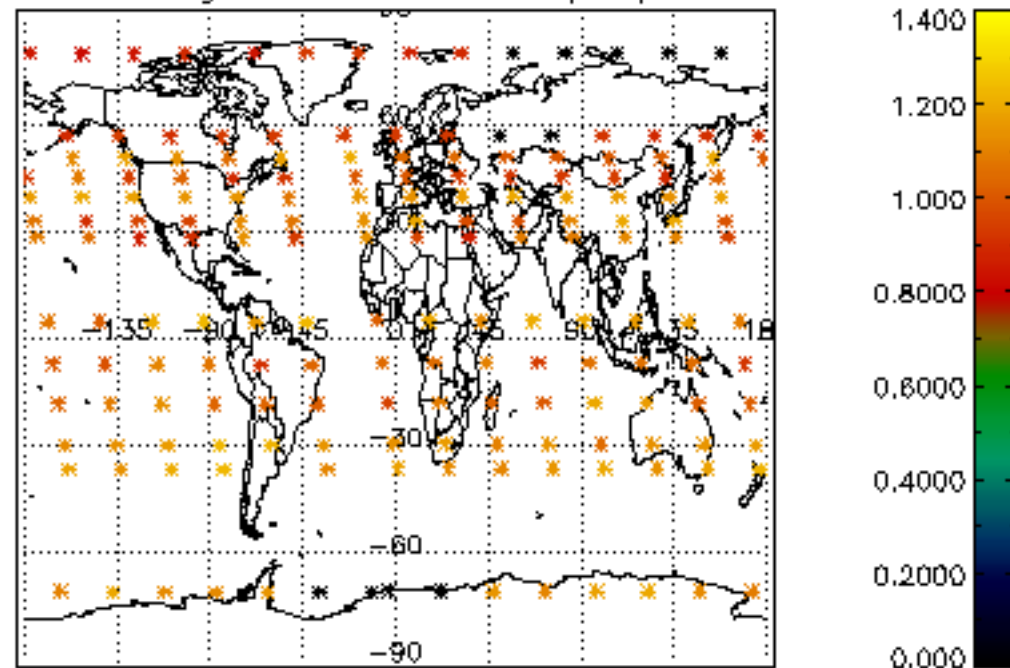




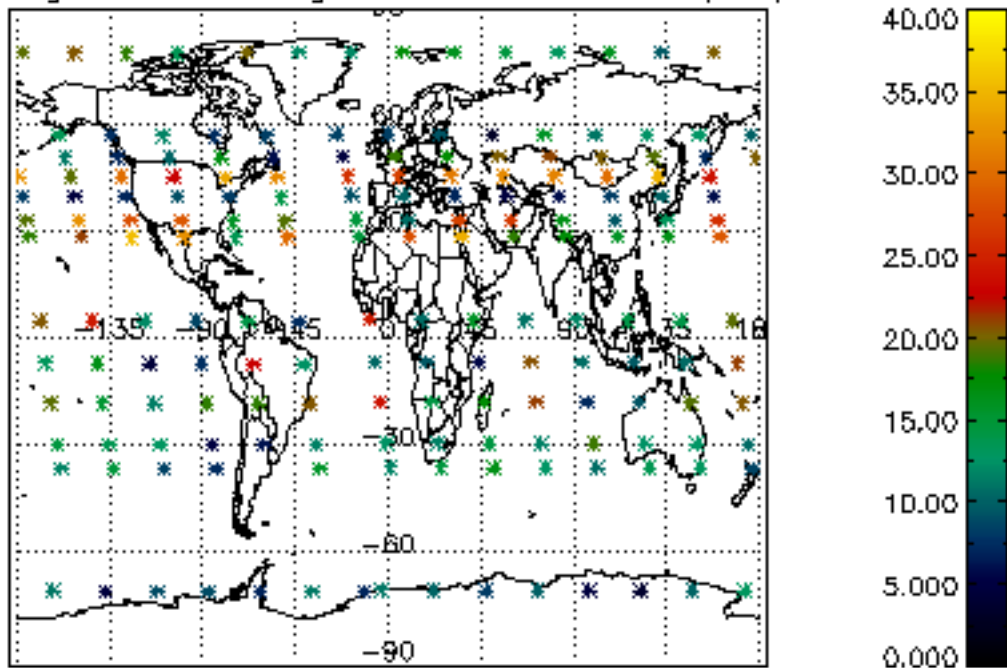
Percentage of cosmic ray hits per profile



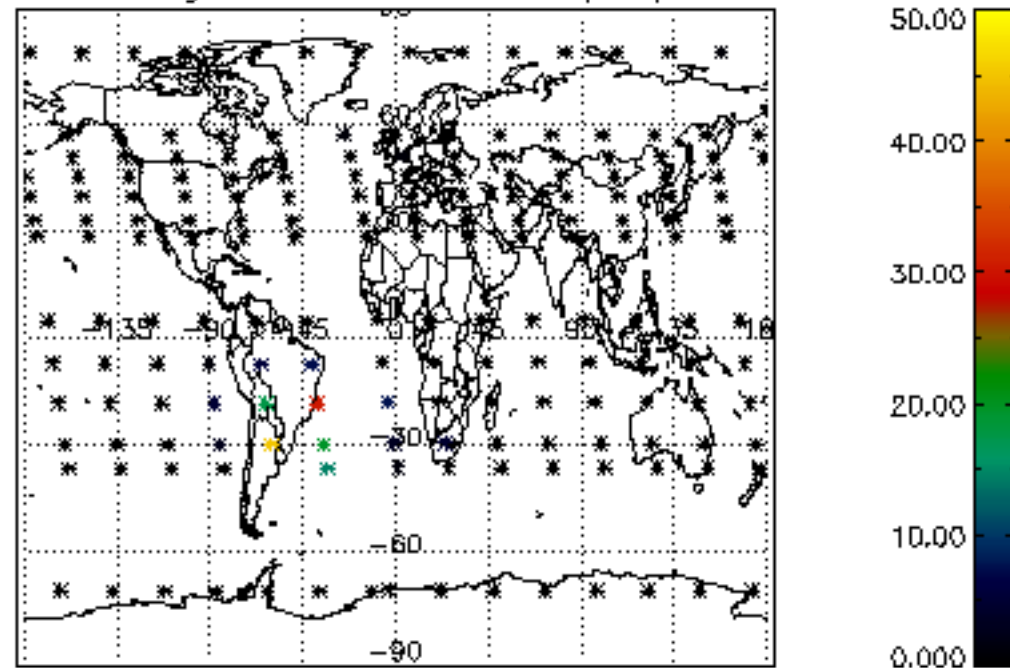
Percentage of datation errors per profile



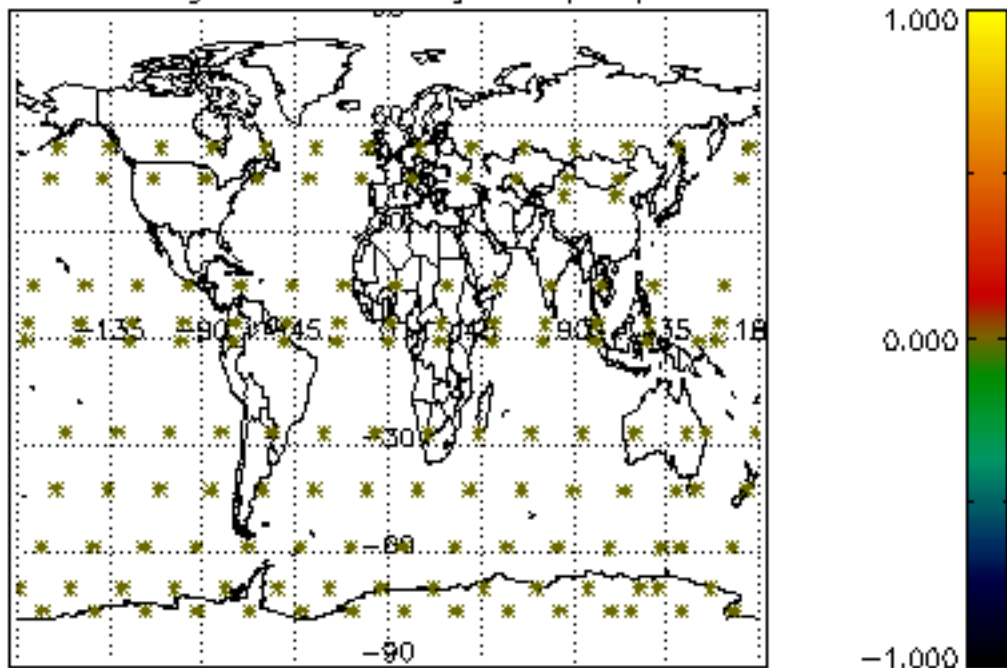
Percentage of star falling outside central band per profile



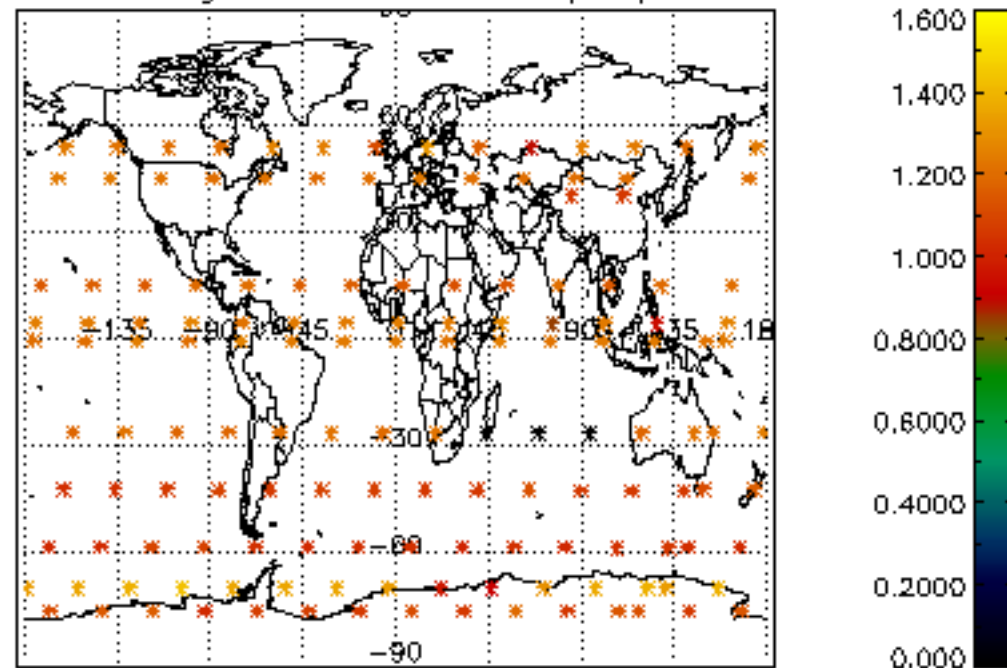
Percentage of saturation errors per profile



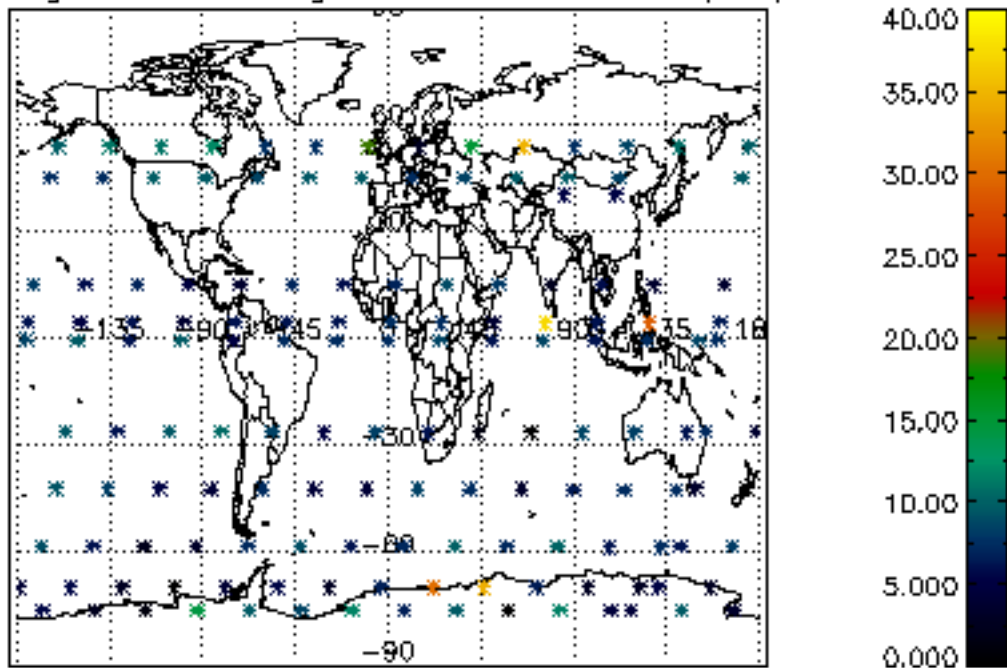
Percentage of cosmic ray hits per profile



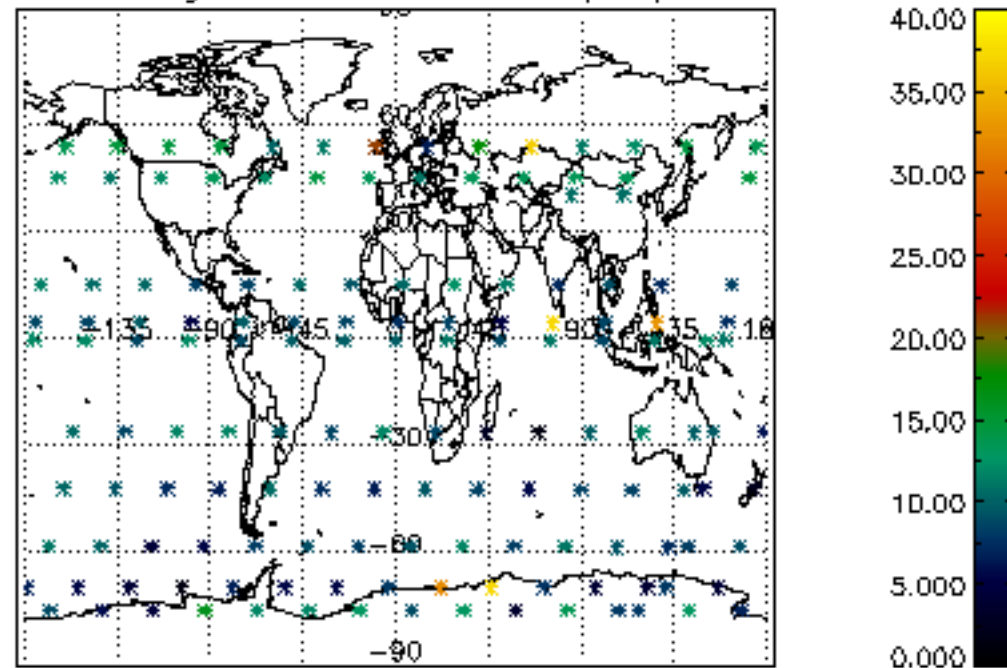
Percentage of datation errors per profile

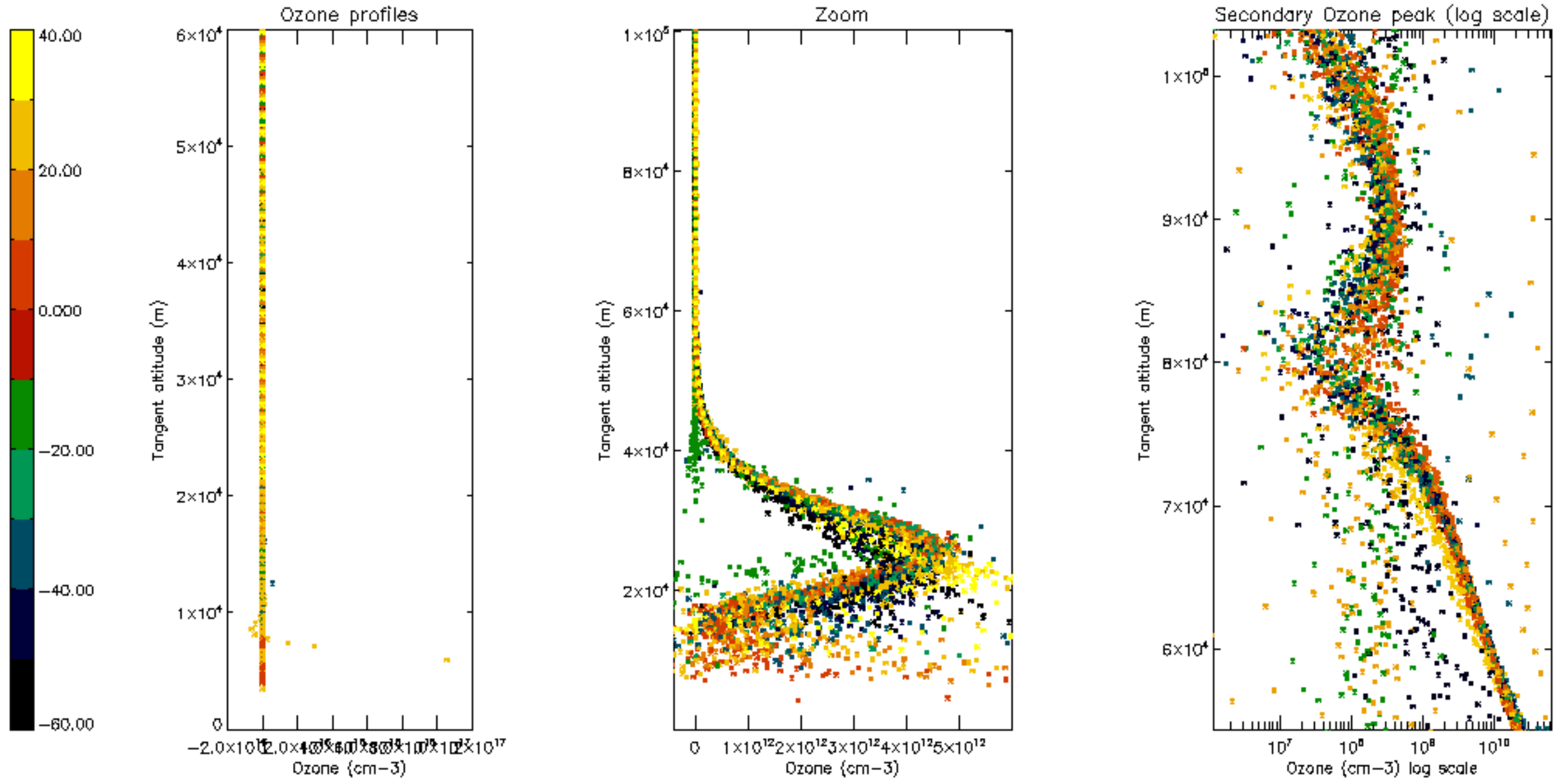


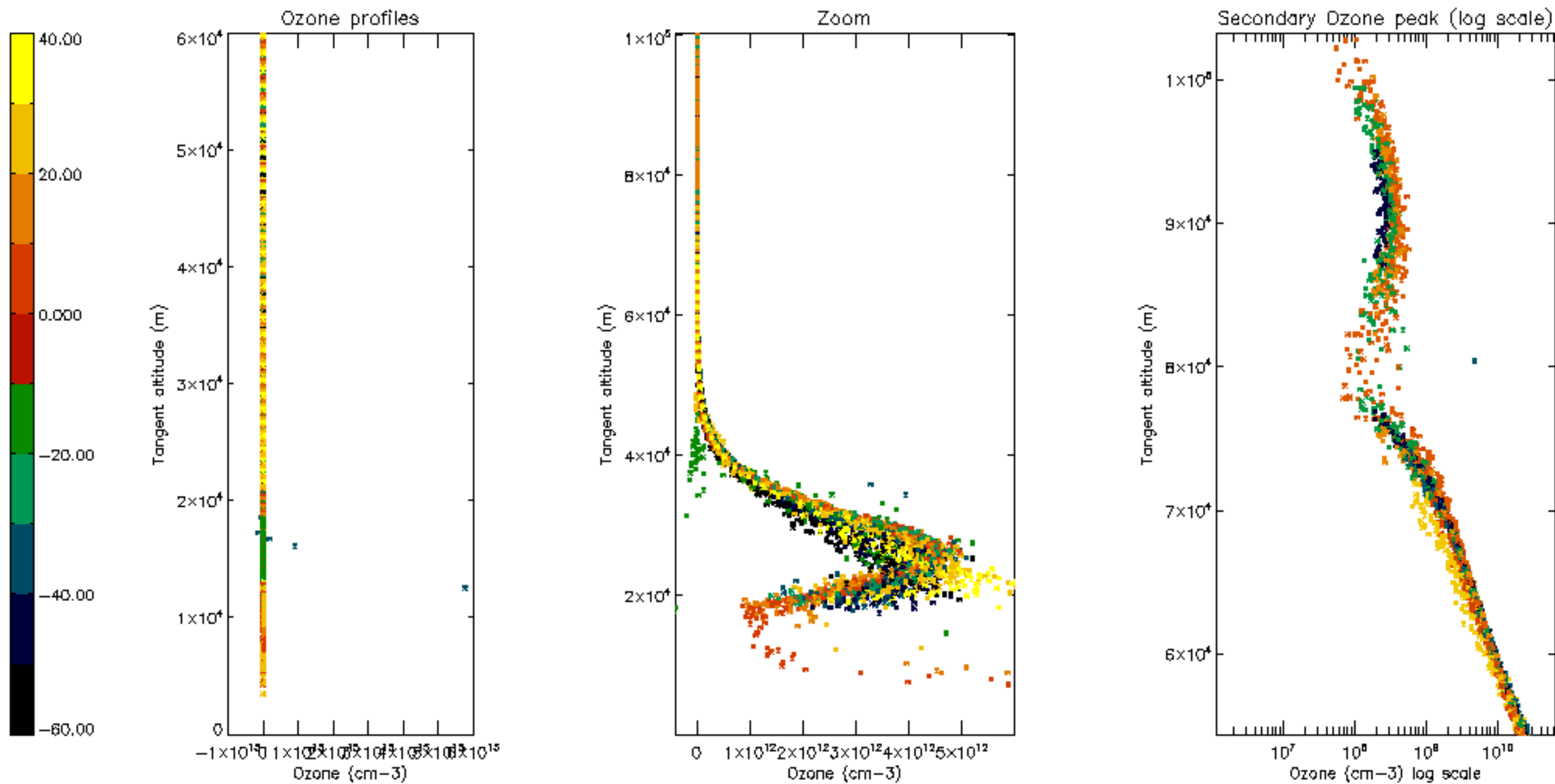
Percentage of star falling outside central band per profile

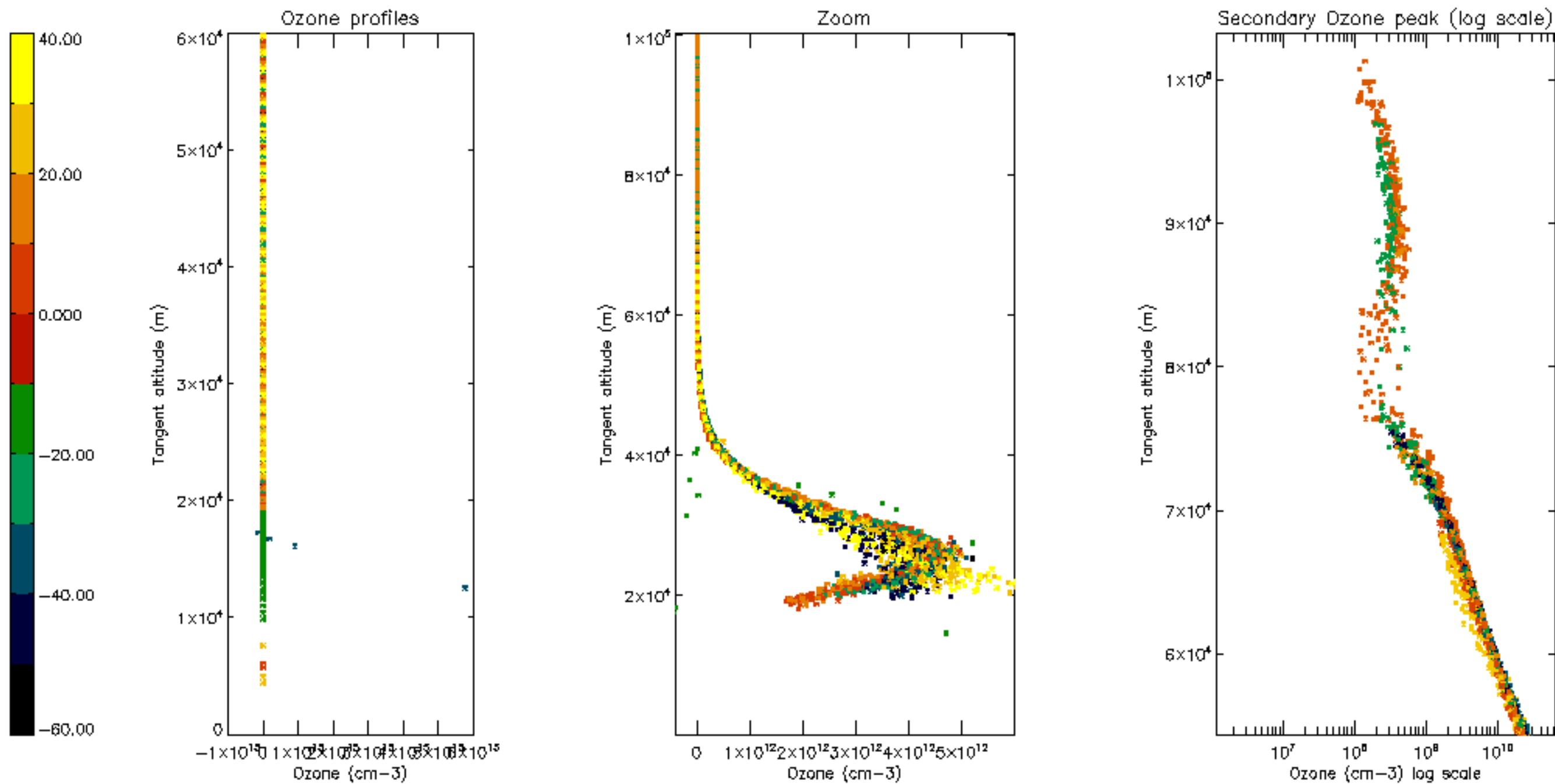


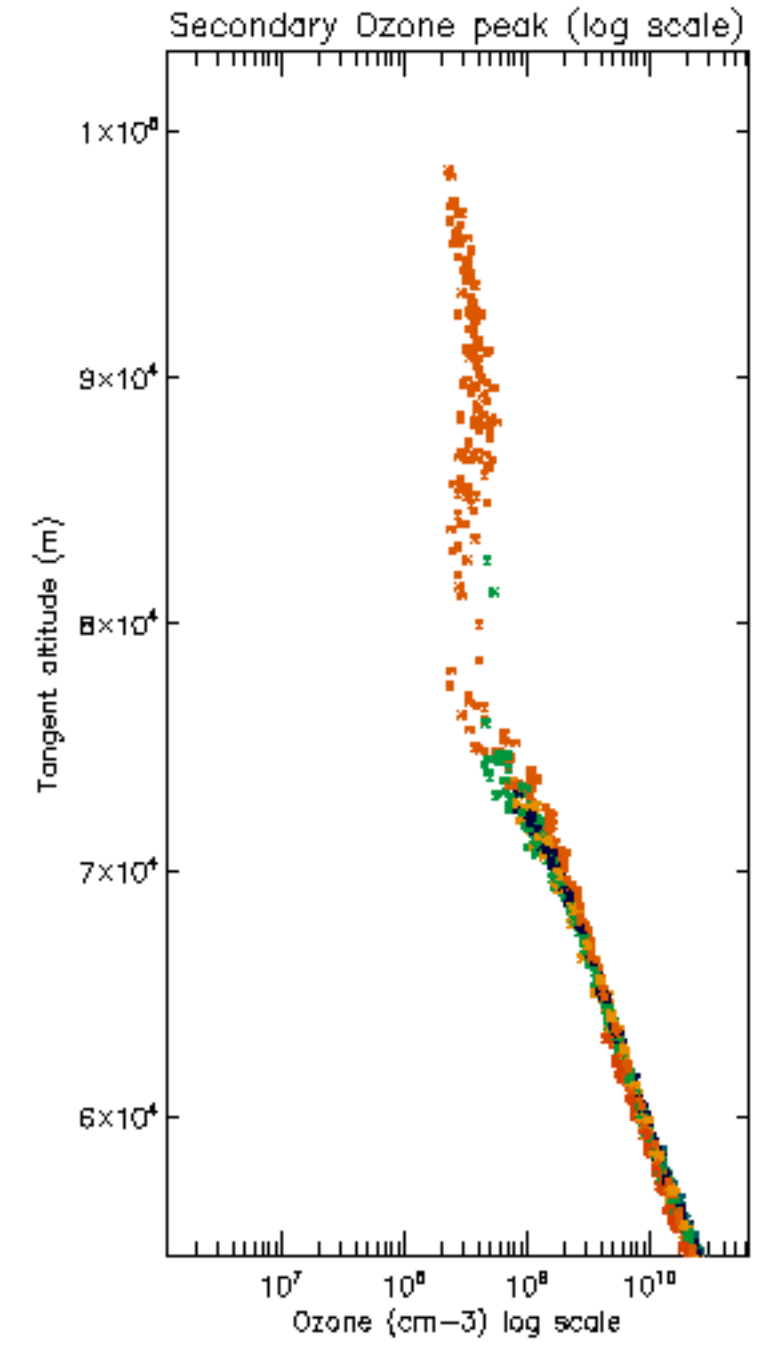
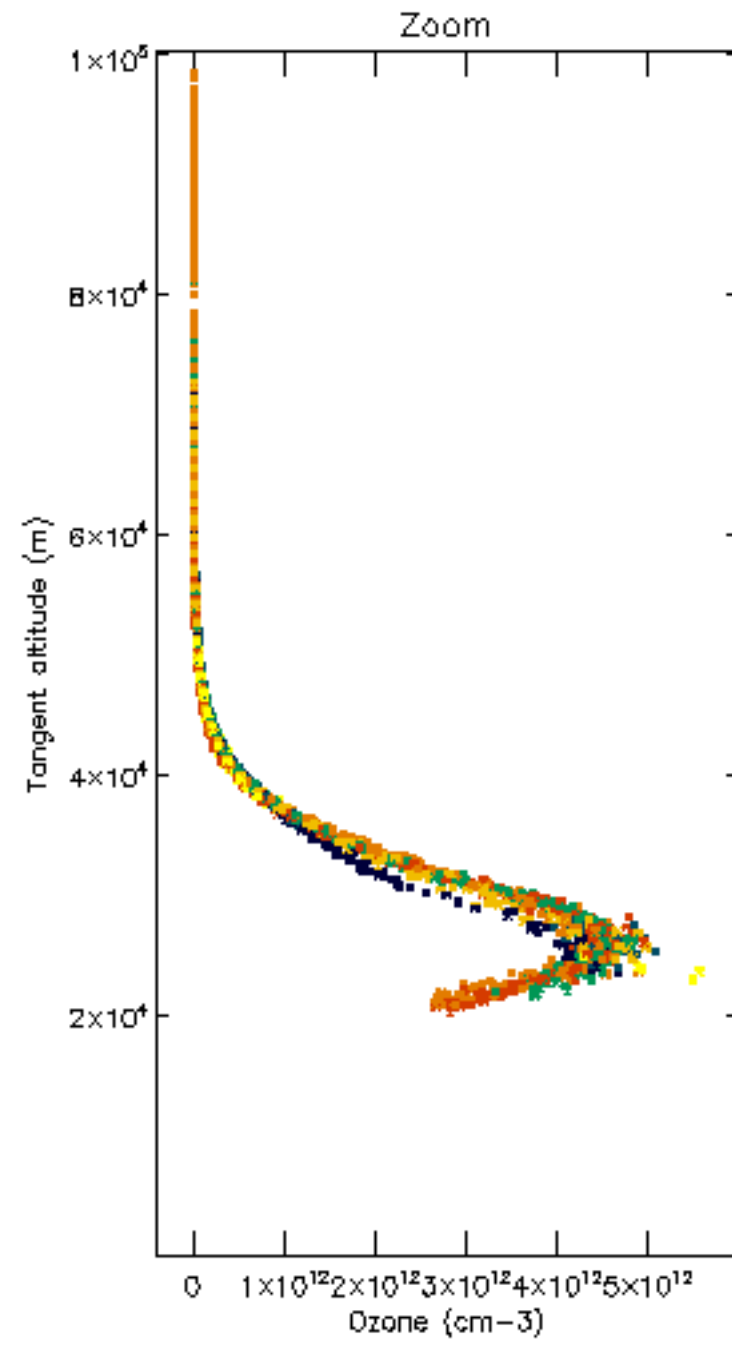
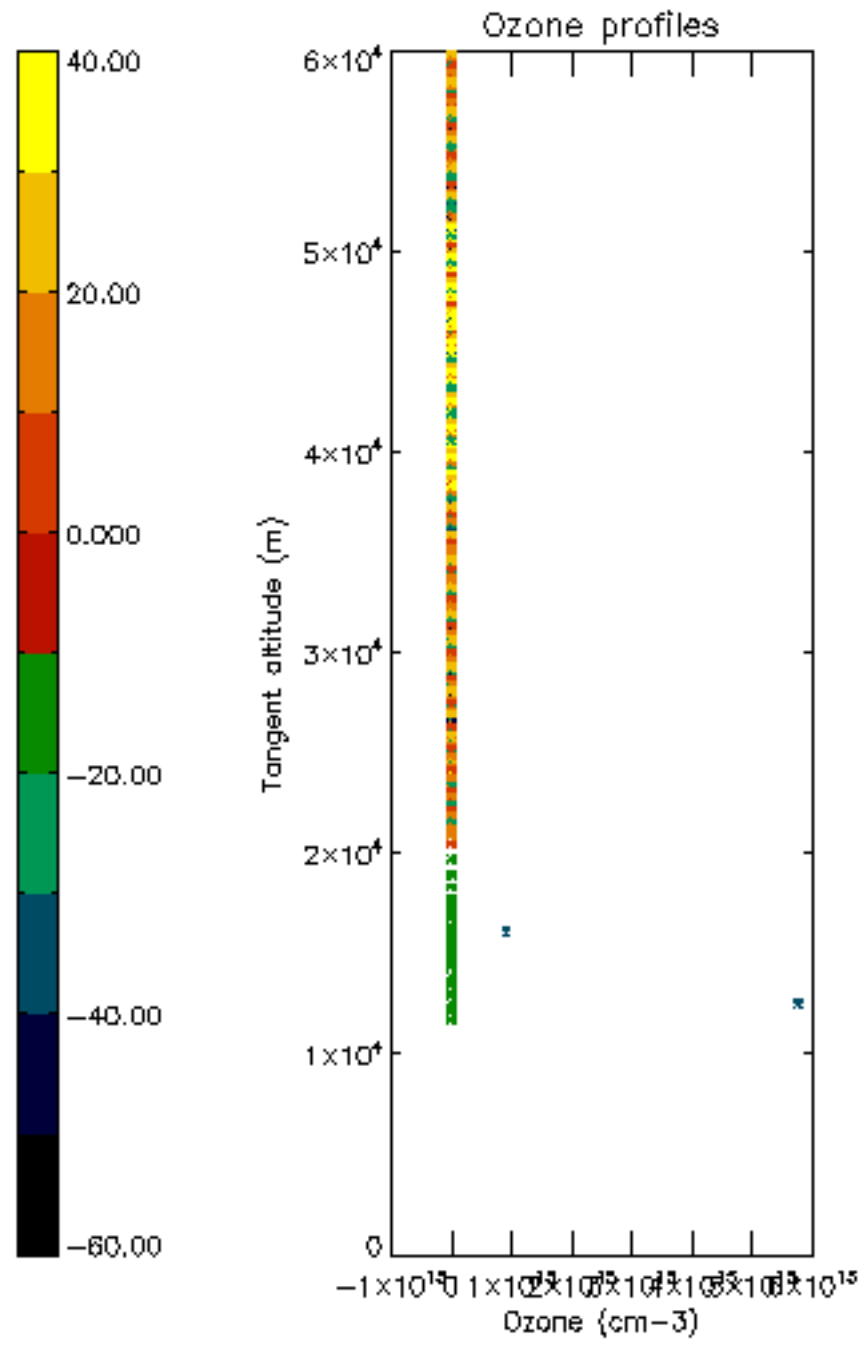
Percentage of saturation errors per profile

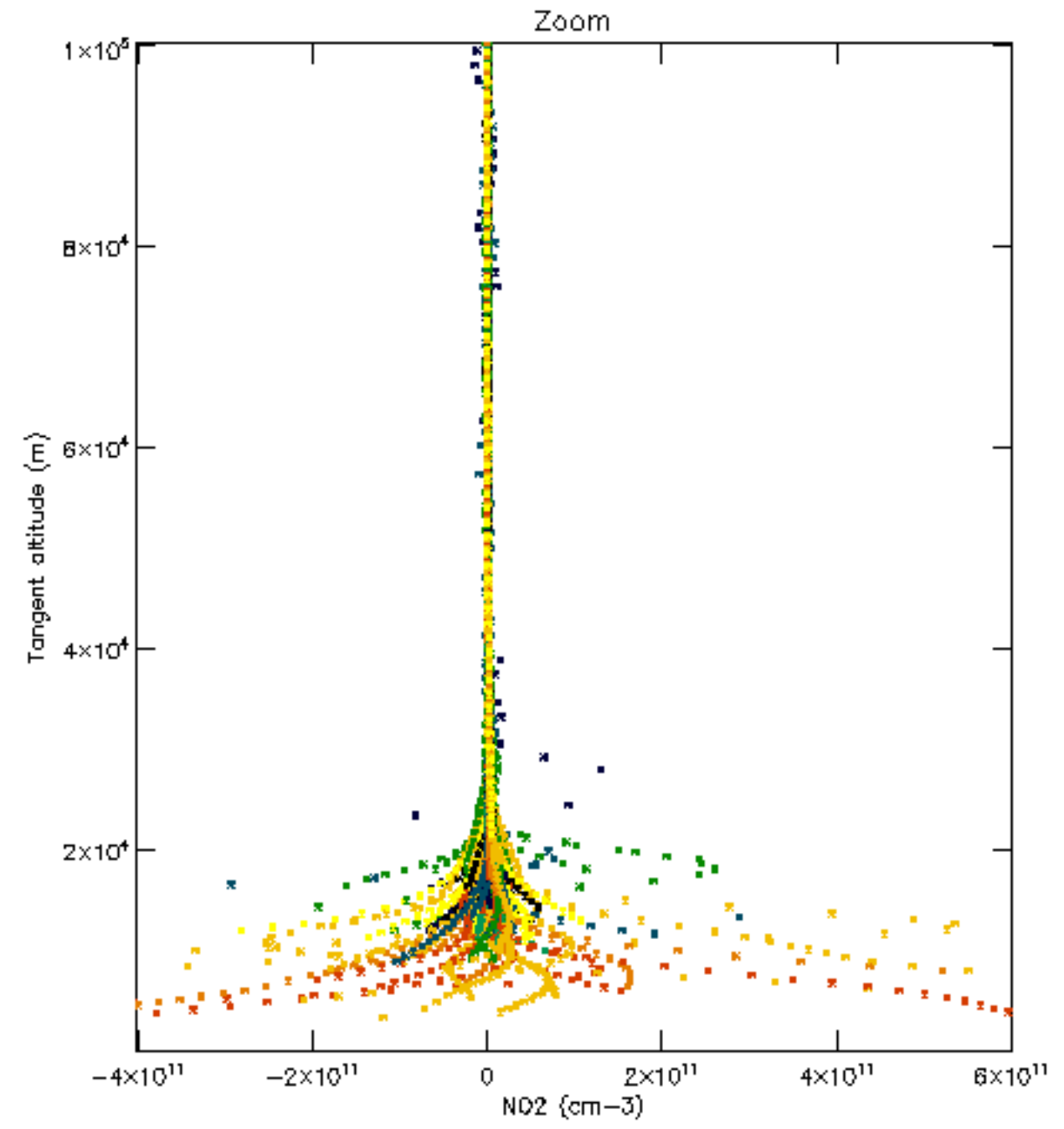
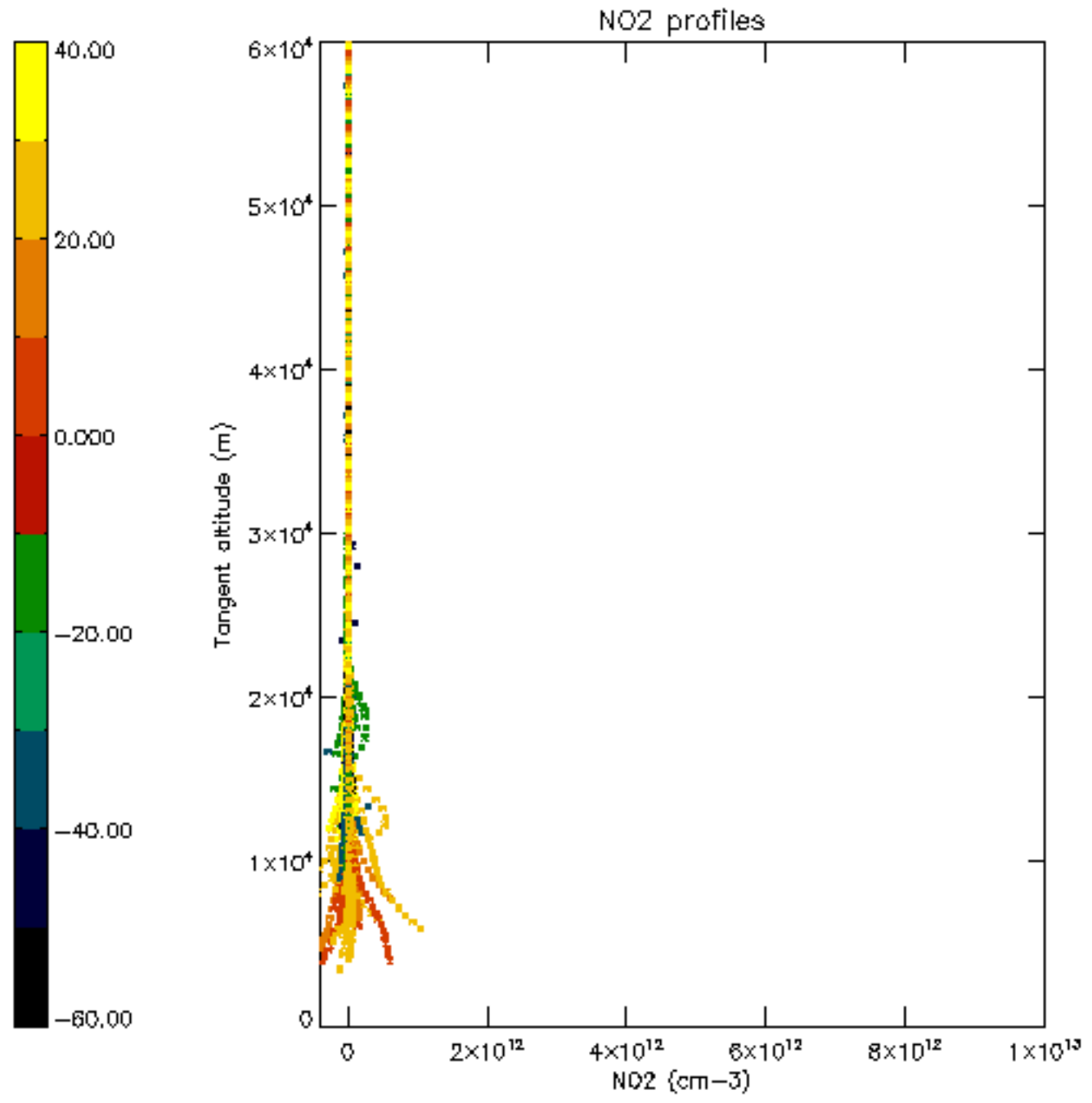


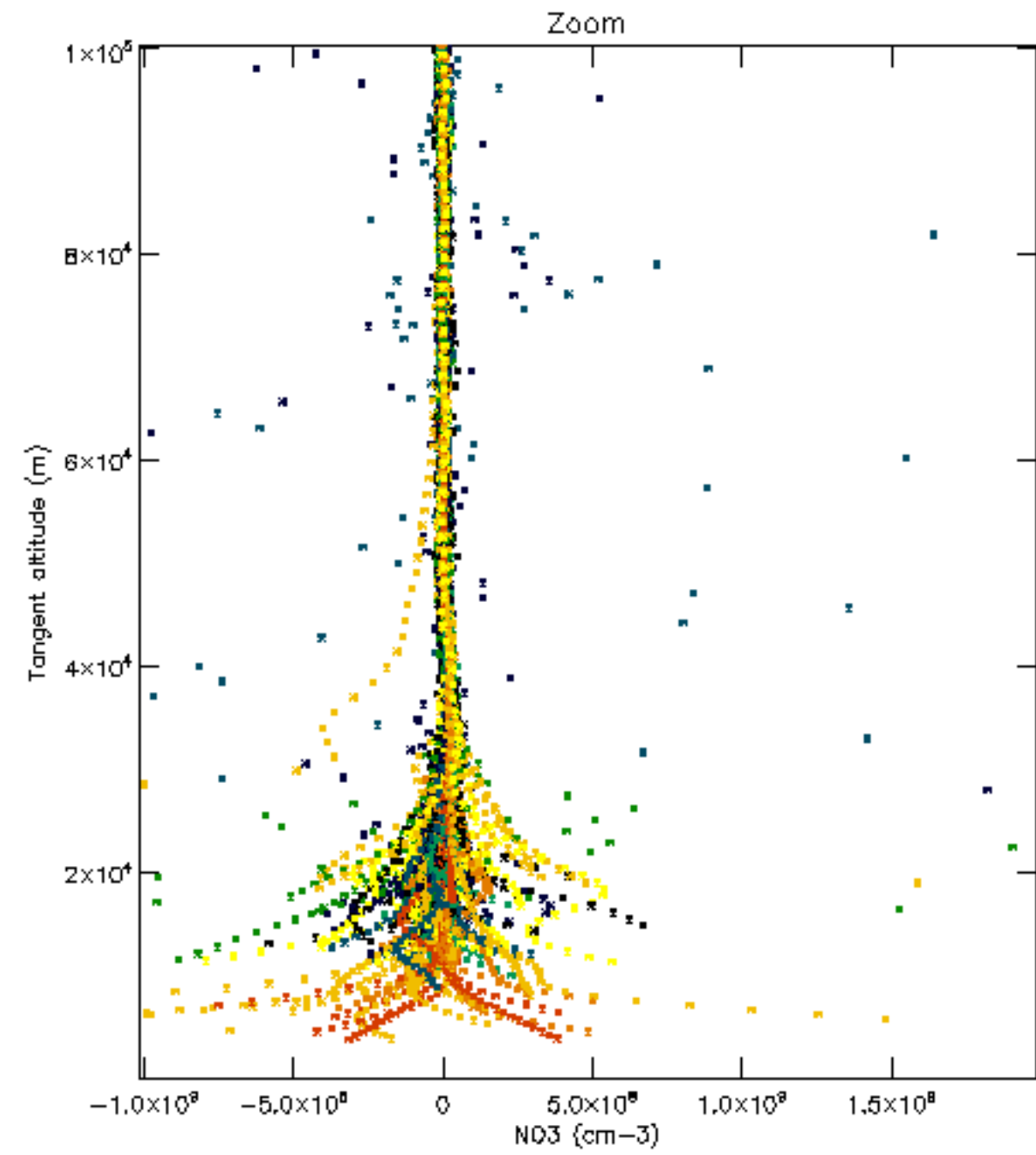
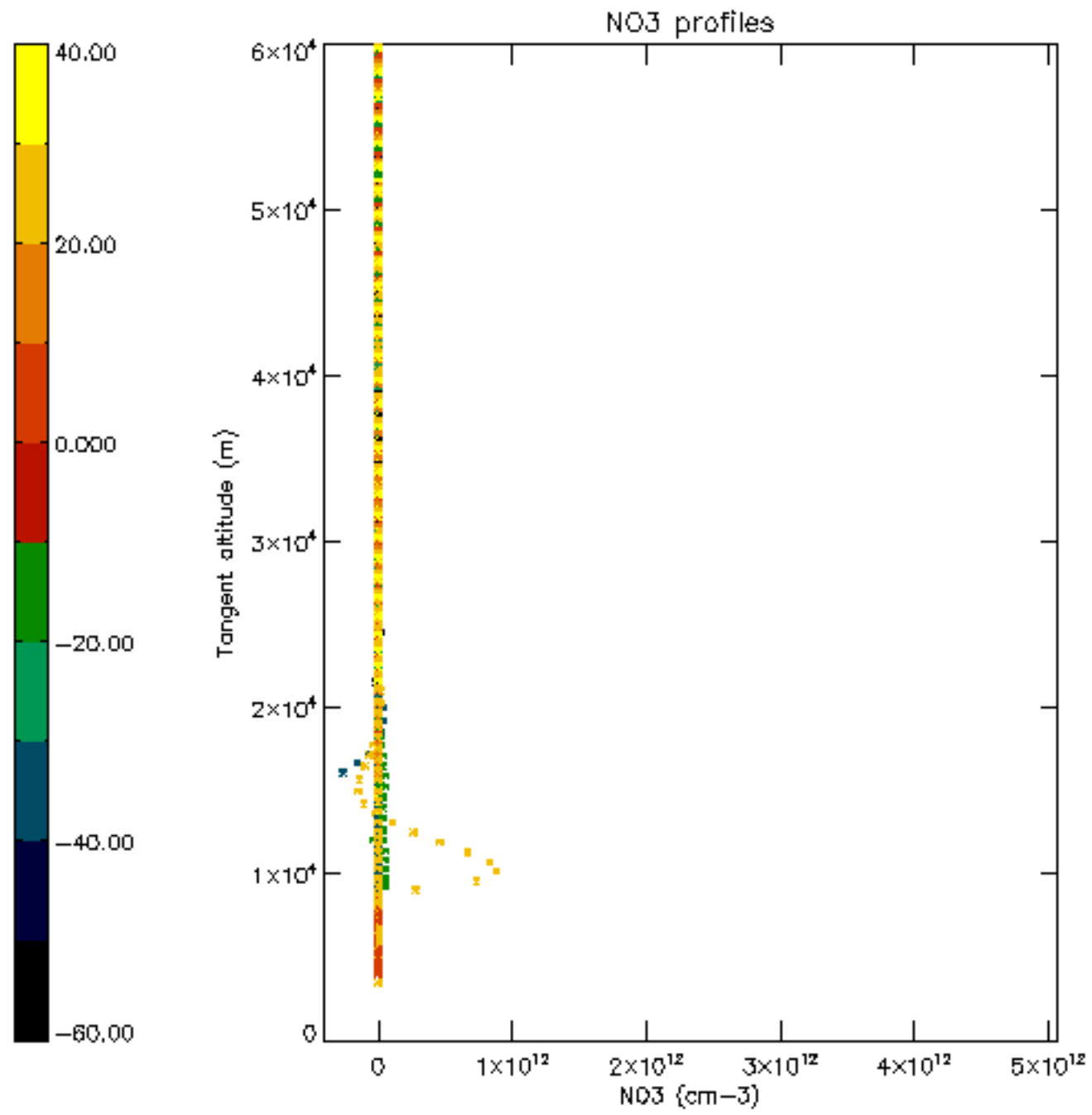


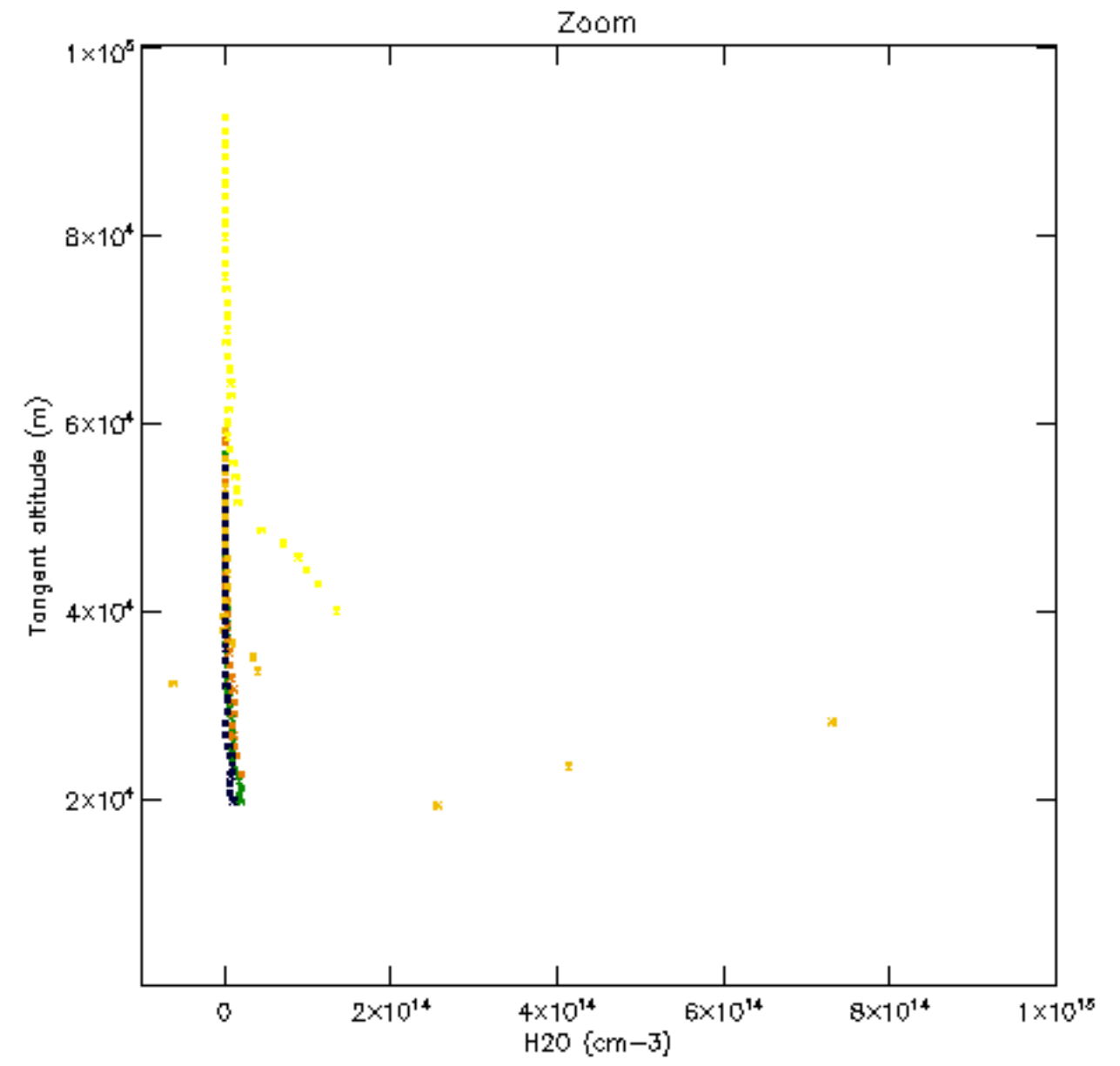
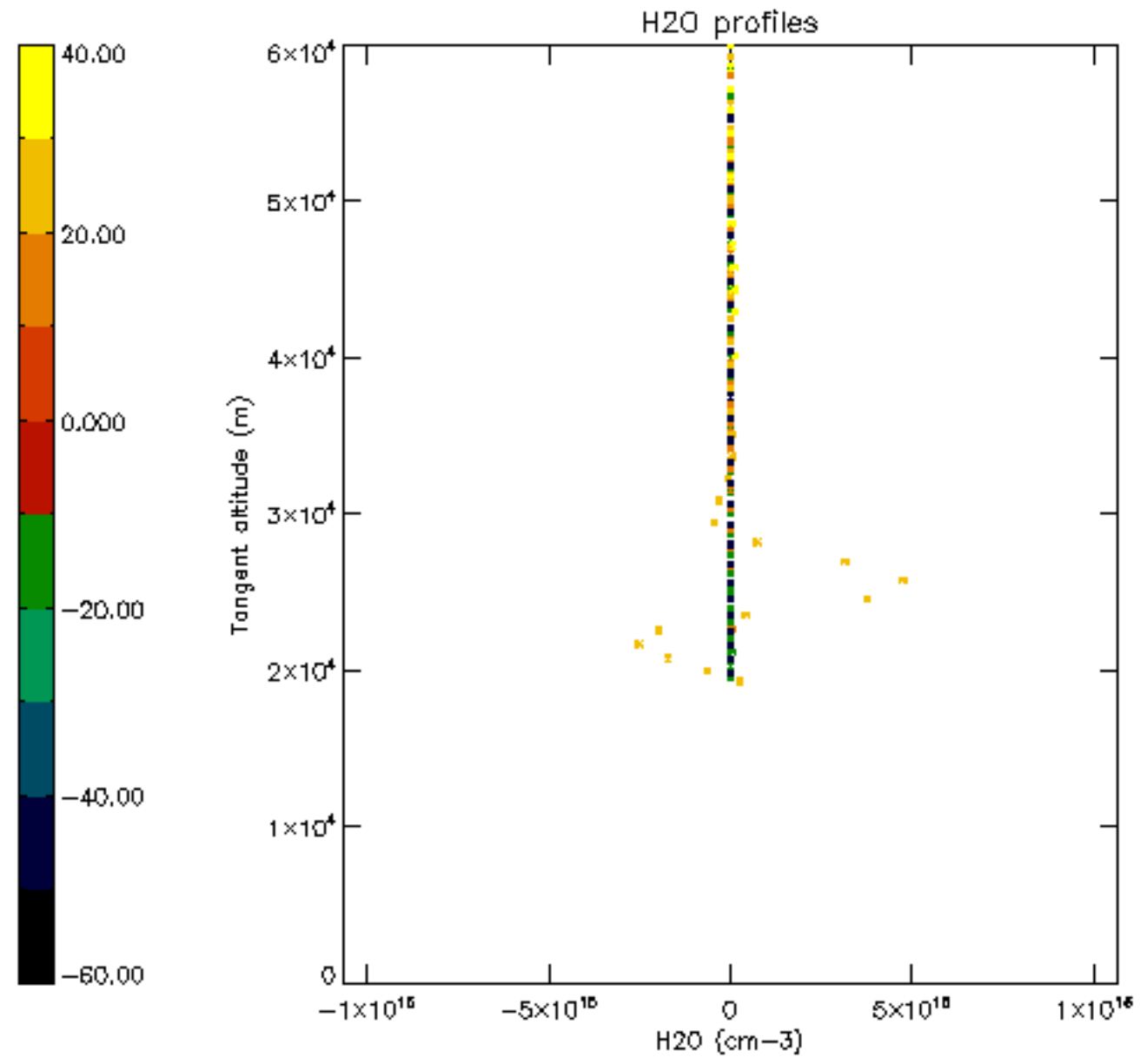


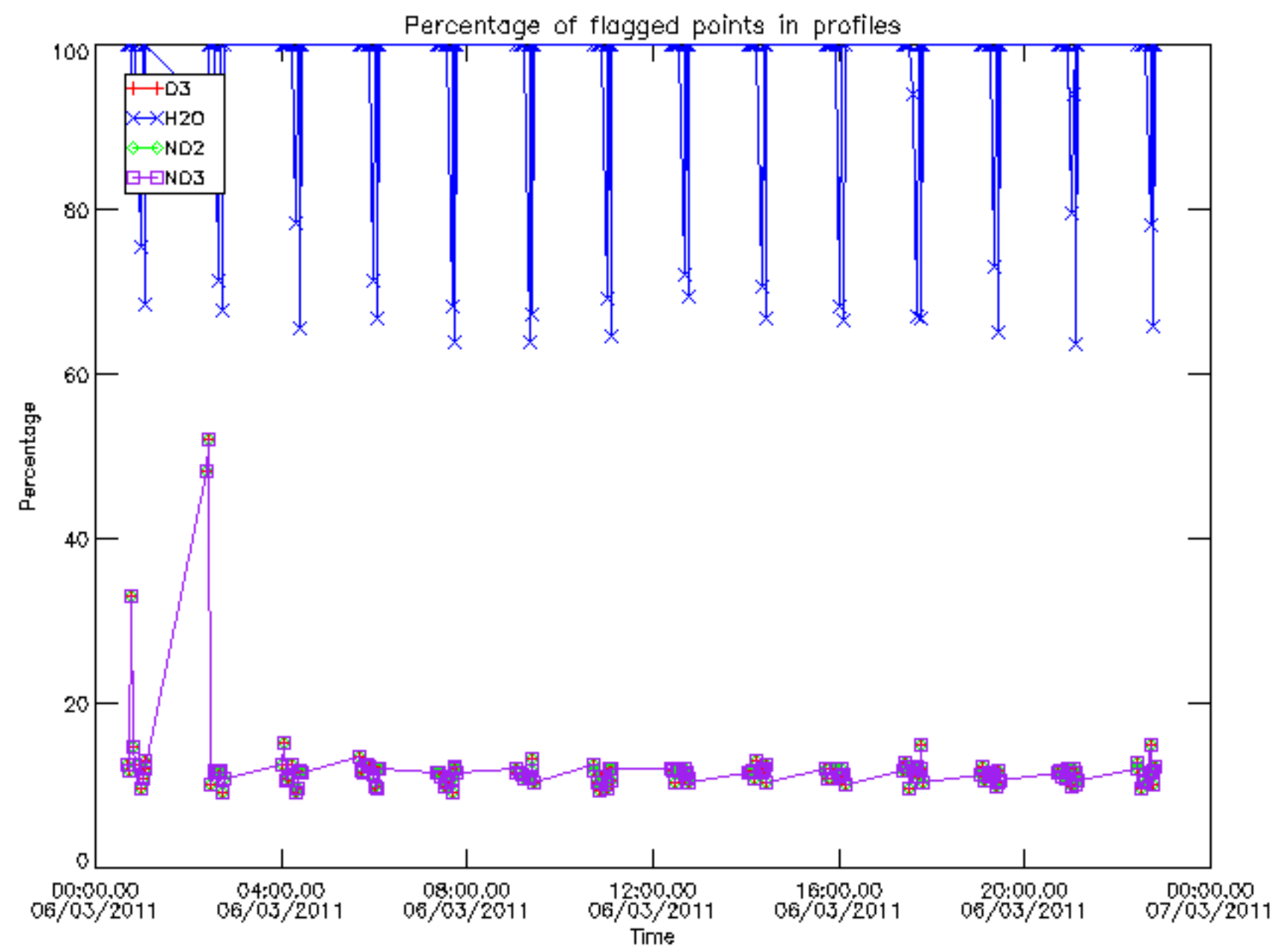




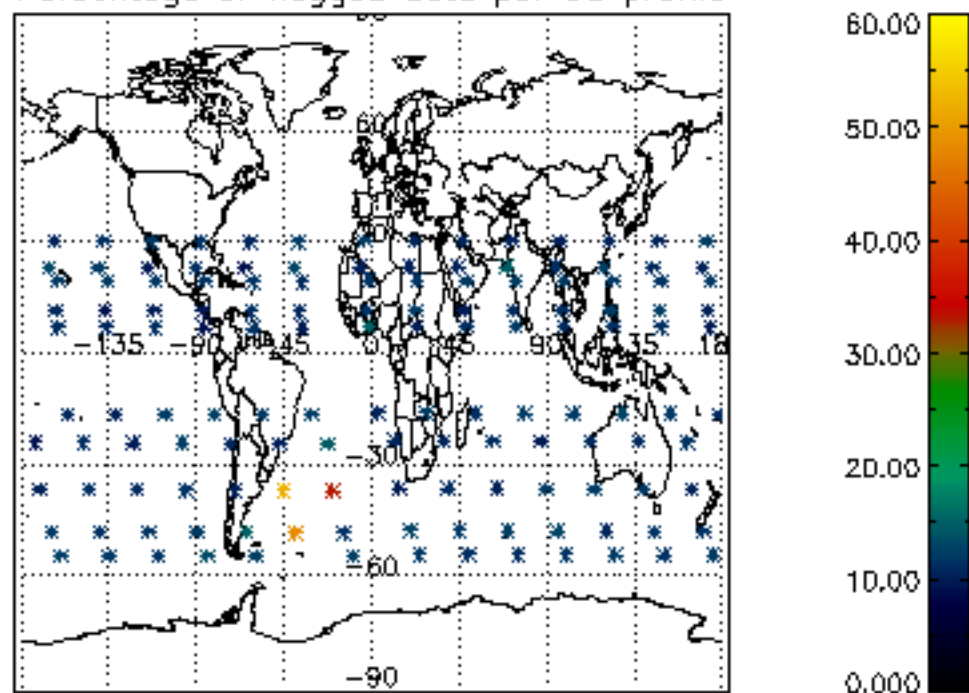




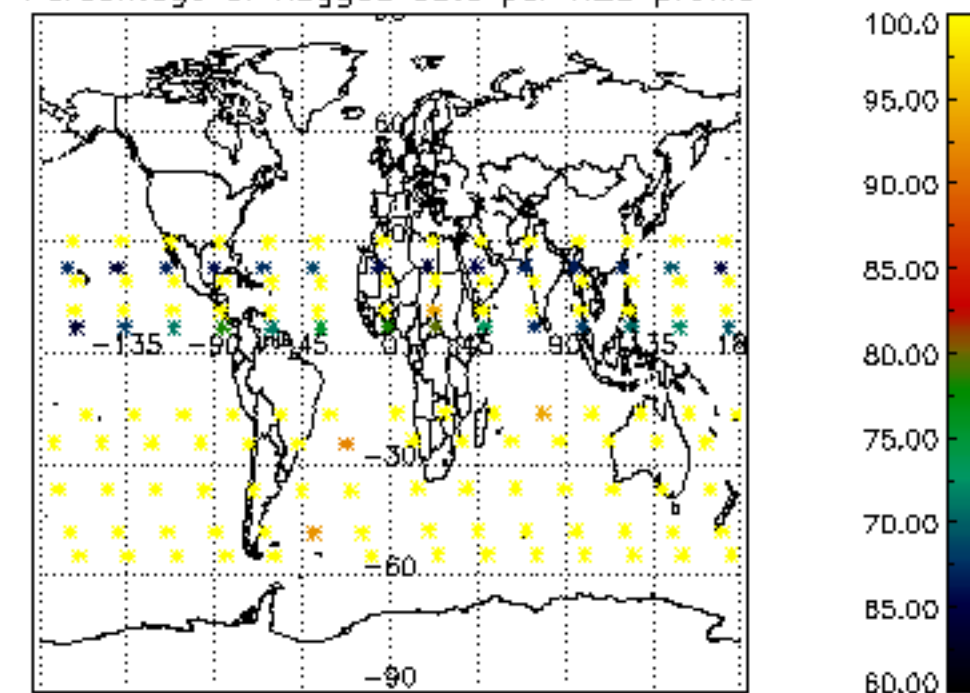




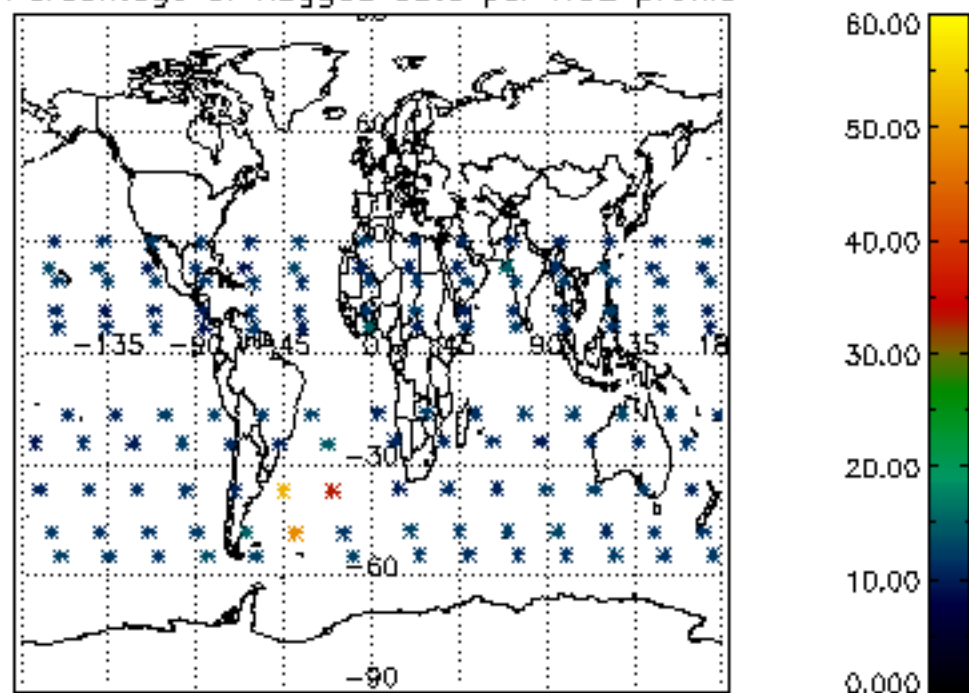
Percentage of flagged data per D3 profile



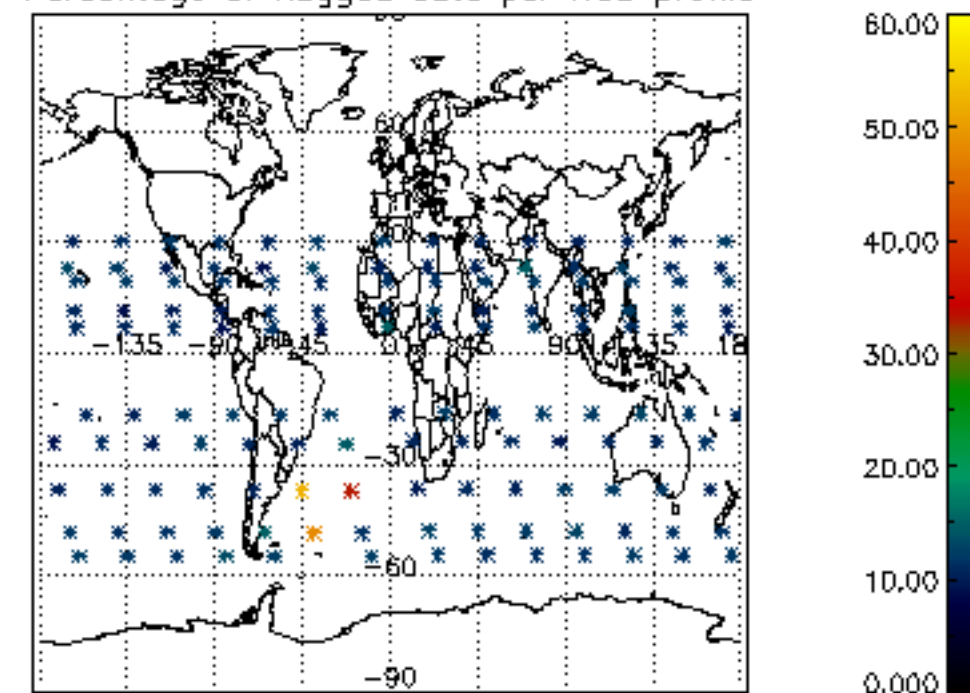
Percentage of flagged data per H2O profile

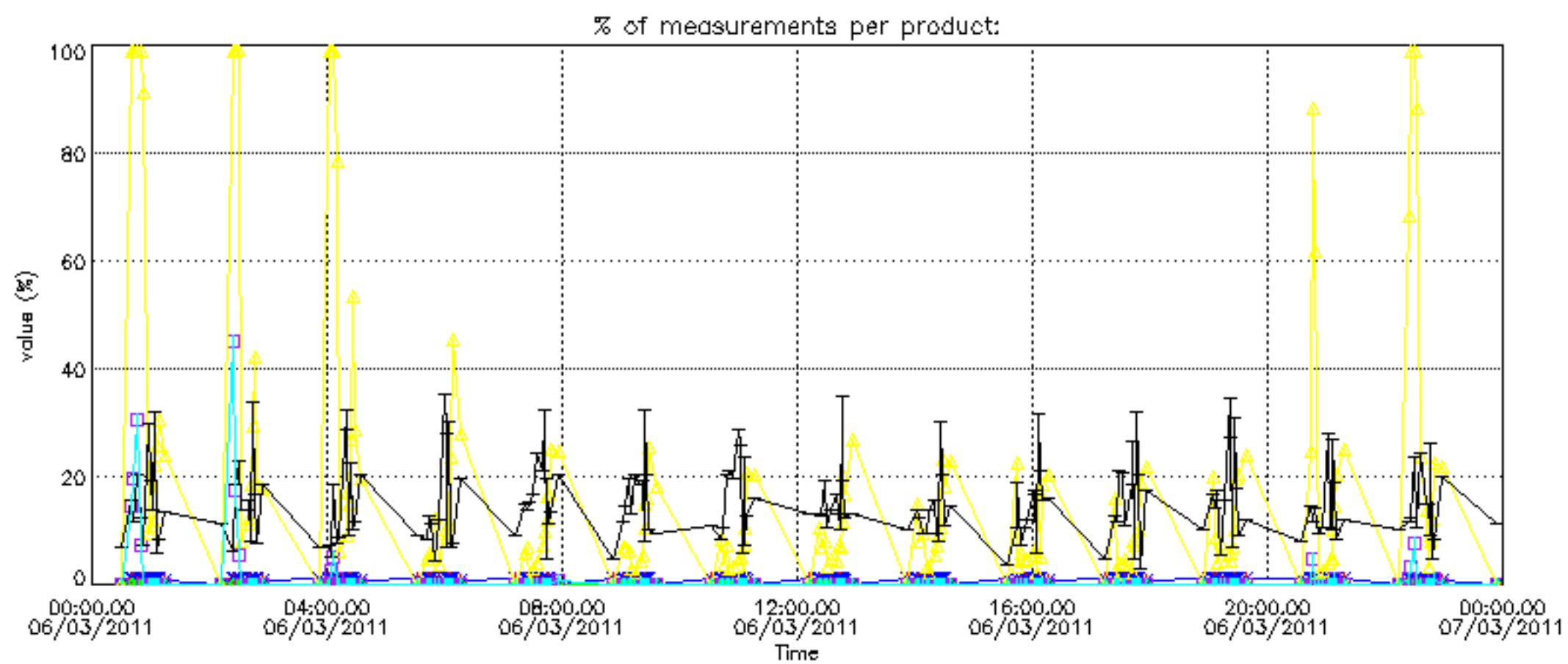
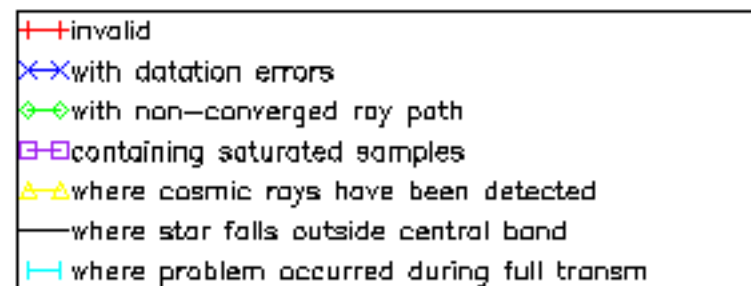


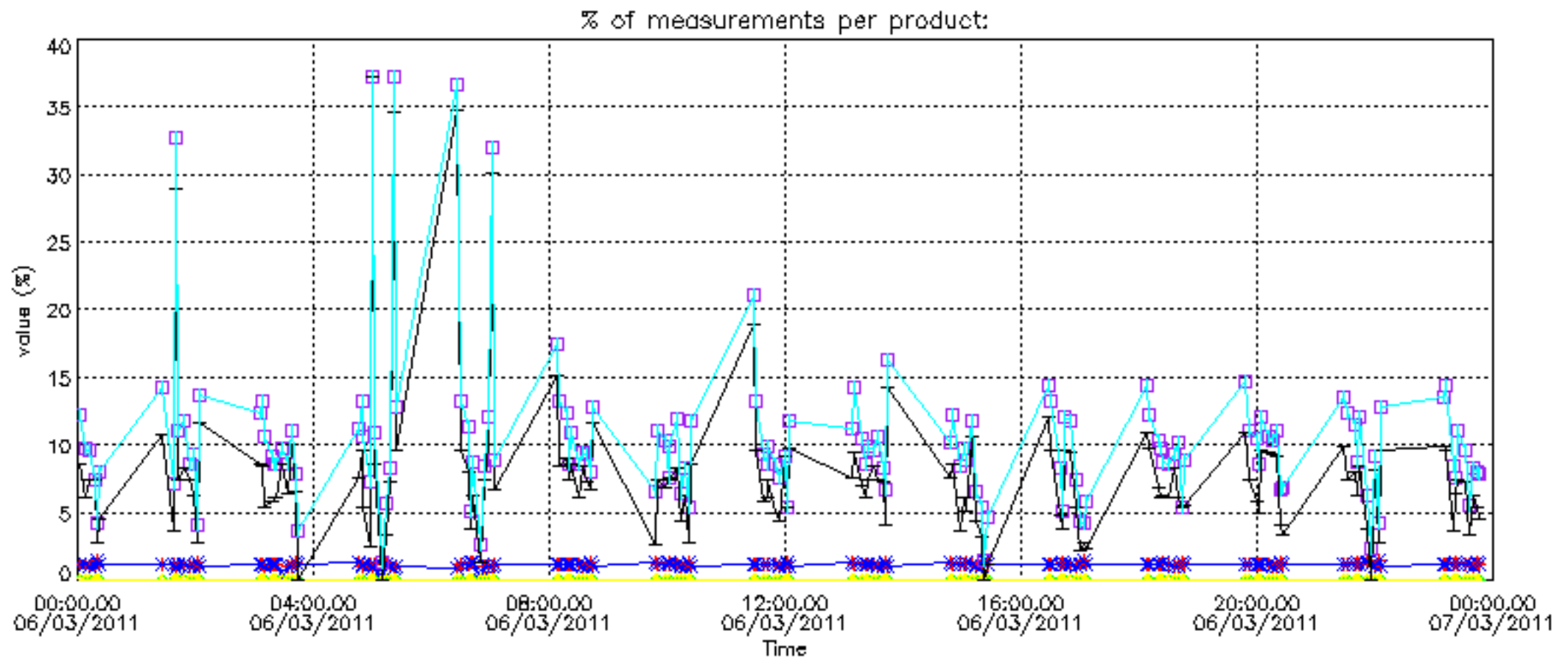
Percentage of flagged data per NO2 profile



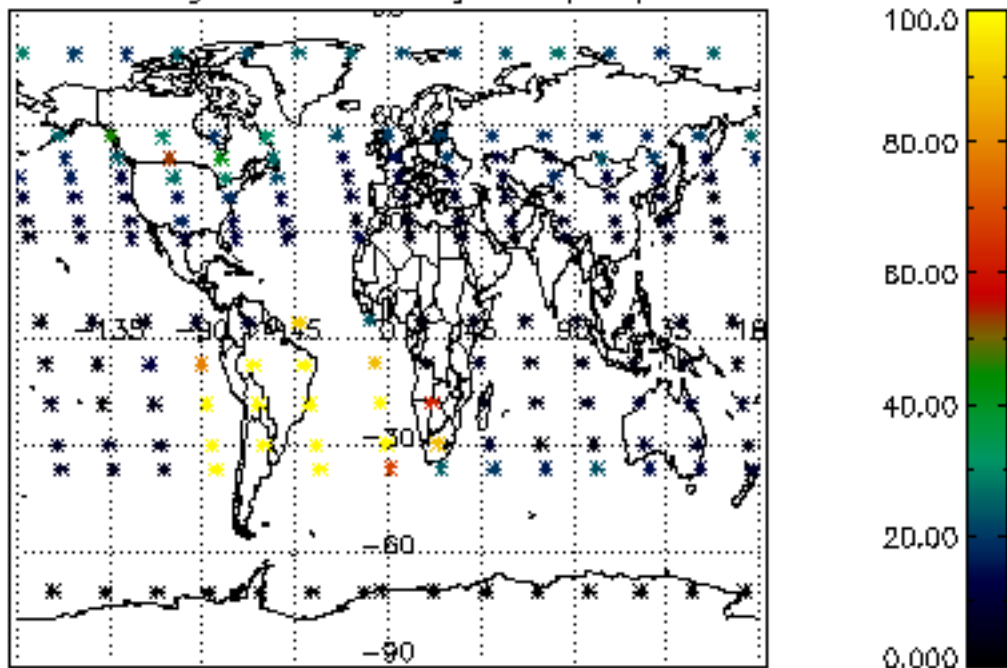
Percentage of flagged data per NO3 profile



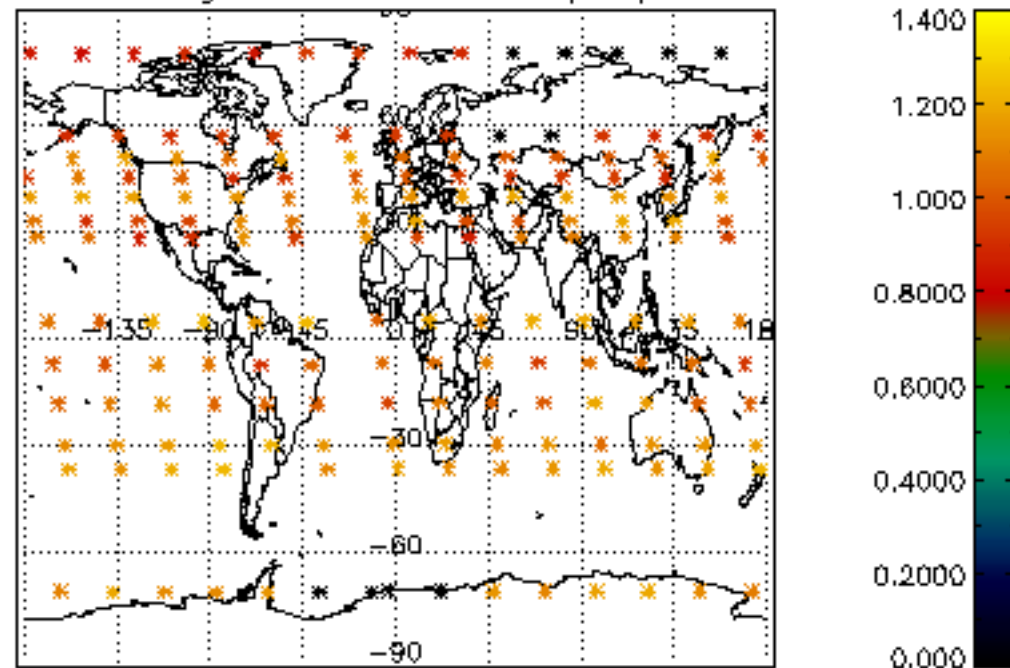




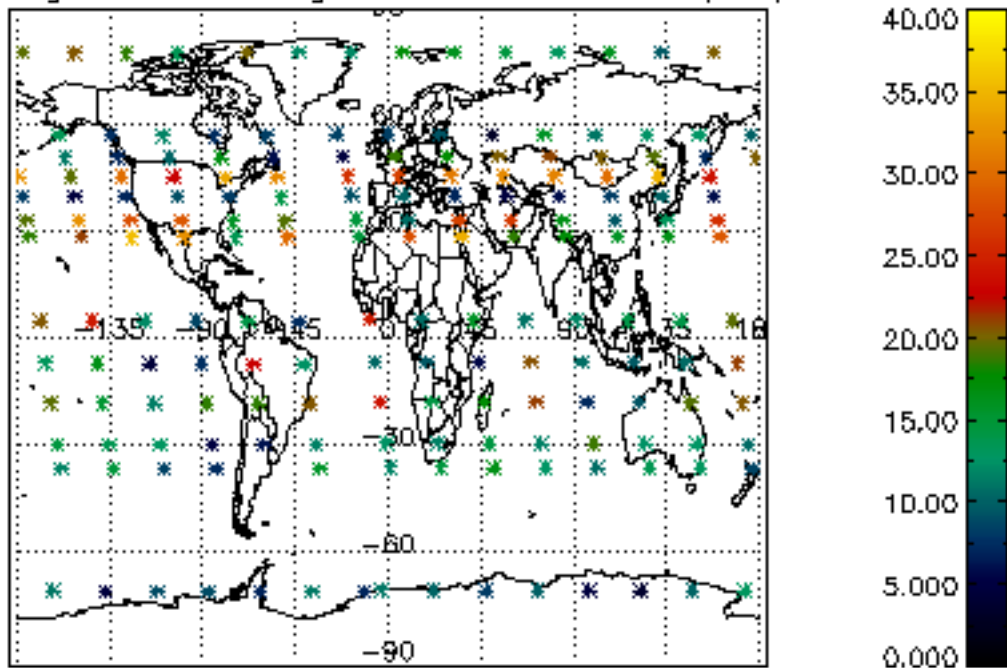
Percentage of cosmic ray hits per profile



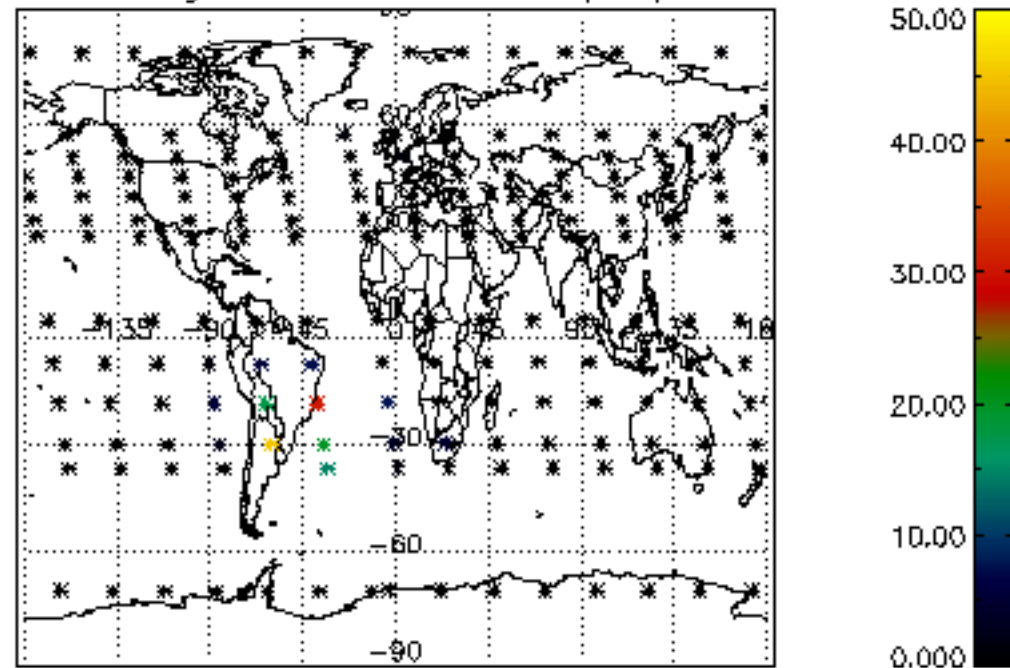
Percentage of datation errors per profile



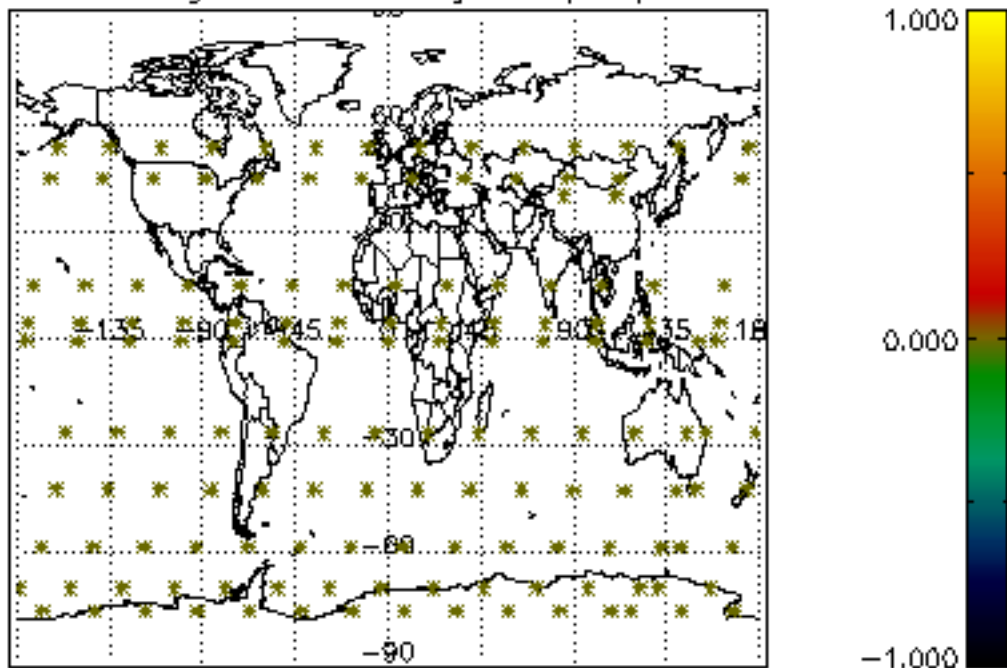
Percentage of star falling outside central band per profile



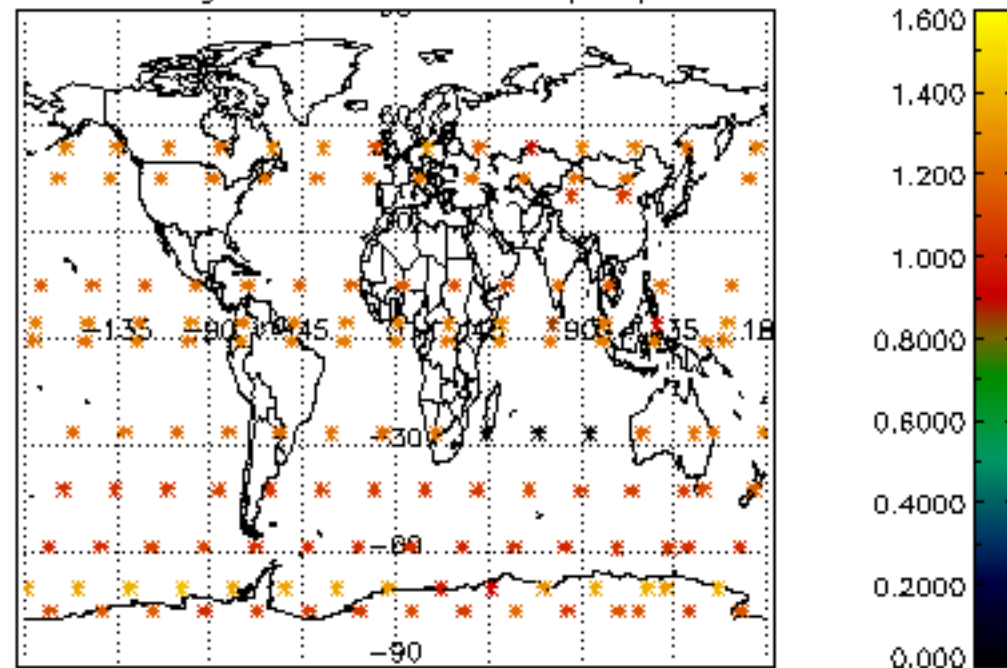
Percentage of saturation errors per profile



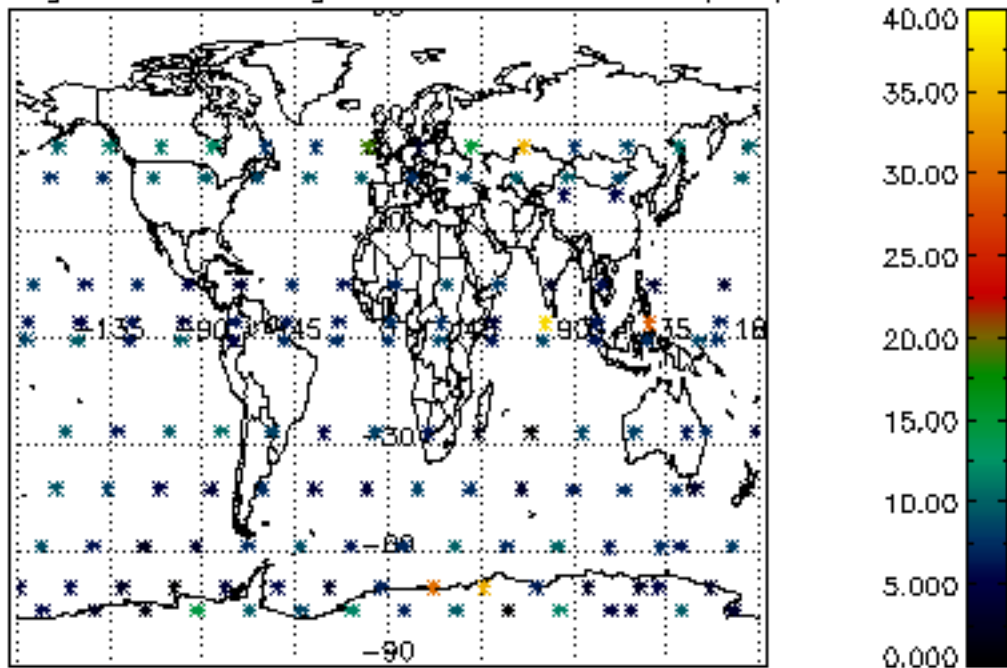
Percentage of cosmic ray hits per profile



Percentage of datation errors per profile



Percentage of star falling outside central band per profile



Percentage of saturation errors per profile

