

# GOMOS Level 2 Daily Report

## SUMMARY

### [1. General Info](#)

### [2. Summary of processed GOM\\_NL\\_2P products](#)

### [3. Level 2 Quality information per product](#)

#### [3.1 Plot of level 2 quality information per product \(time dependant\)](#)

#### [3.2 Plot of level 2 quality information per product \(world map\)](#)

### [4. Level 1 Quality information per product \(stored on level 2 products\)](#)

#### [4.1 Plot of level 1 quality information per product \(time dependant\)](#)

##### [4.1.1 Plot of level 1 quality information per product \(time dependant\): ASCENDING](#)

##### [4.1.2 Plot of level 1 quality information per product \(time dependant\): DESCENDING](#)

#### [4.2 Plot of level 1 quality information per product \(world map\)](#)

##### [4.2.1 Plot of level 1 quality information per product \(world map\): ASCENDING](#)

##### [4.2.2 Plot of level 1 quality information per product \(world map\): DESCENDING](#)

### [5. Ozone profiles based on quality statistics and other trace gas profiles](#)

#### [5.1 Ozone statistics based on quality of products](#)

#### [5.2 Plot ozone profiles for all STD \(dark without errors\)](#)

#### [5.3 Plot ozone profiles where STD < 20% \(dark without errors\)](#)

#### [5.4. Plot ozone profiles where STD < 10% \(dark without errors\)](#)

#### [5.5. Plot ozone profiles where STD < 5% \(dark without errors\)](#)

#### [5.6 Plot NO2 profiles for all STD \(dark without errors\)](#)

#### [5.7 Plot NO3 profiles for all STD \(dark without errors\)](#)

#### [5.8 Plot H2O profiles \(only for occultations of stars 1,2,3,4,13,14,16,26,63 dark without errors\) for all STD](#)

### [6. Auxiliary Data Files used for the production reported in section 2](#)

This report presents the daily analysis on parameters extracted from GOMOS level 2 data (GOM\_NL\_\_2P). It is intended to monitor some important parameters that will impact the quality of these products. A list of level 2 products (and content) that have arrived during the reporting day to the PCF is also given.

Item	Value
Time of report generation	24APR2013 10:53:47
Data source version	GOMOS/6.01
Start time of products	04-03-2011 (04MAR2011 00:00:00)
Stop time of products	05-03-2011 (05MAR2011 00:00:00)
Store outputs in DB	Yes
Nb of level 2 prods	271
Nb of prods with errors	0

## 2. Summary of processed GOM\_NL\_\_2P products.

Nr	Filename	UTC Start time	Limb	Duration	Star Id	Star Name	Star Mag	Star Temp	Nb Meas	Orbit	Prod. error
1	GOM_NL__2PRFIN20110304_000358_000000413100_00102_47099_4916.N1	04-MAR-2011 00:03:58	Bright	41.000	168	17Zet Aql	2.9860	11000.	82	47099	No
2	GOM_NL__2PRFIN20110304_001542_000000473100_00102_47099_4917.N1	04-MAR-2011 00:15:42	Dark	46.500	57	34Sig Sgr	2.0660	26000.	93	47099	No
3	GOM_NL__2PRFIN20110304_002153_000000463100_00102_47099_4918.N1	04-MAR-2011 00:21:53	Dark	46.000	25	35Lam Sco	1.6200	28000.	92	47099	No
4	GOM_NL__2PRFIN20110304_002413_000000573100_00102_47099_4919.N1	04-MAR-2011 00:24:13	Dark	56.500	75	26Eps Sco	2.2910	4250.0	113	47099	No
5	GOM_NL__2PRFIN20110304_003006_000000523100_00103_47100_4989.N1	04-MAR-2011 00:30:06	Dark	51.500	131	Gam Lup	2.8000	26000.	103	47100	No
6	GOM_NL__2PRFIN20110304_003506_000000453100_00103_47100_4990.N1	04-MAR-2011 00:35:06	Dark	44.500	77	Eps Cen	2.3030	28000.	89	47100	No
7	GOM_NL__2PRFIN20110304_003720_000000583100_00103_47100_4991.N1	04-MAR-2011 00:37:20	Dark	58.000	54	5The Cen	2.0550	4500.0	116	47100	No
8	GOM_NL__2PRFIN20110304_003852_000000433100_00103_47100_4992.N1	04-MAR-2011 00:38:52	Dark	43.000	99	Del Cen	2.5750	26000.	86	47100	No
9	GOM_NL__2PRFIN20110304_004733_000000613100_00103_47100_4993.N1	04-MAR-2011 00:47:33	Straylight	61.000	171	2Eps Crv	3.0010	4250.0	122	47100	No
10	GOM_NL__2PRFIN20110304_005926_000000423100_00103_47100_4994.N1	04-MAR-2011 00:59:26	Bright	42.000	22	32Alp Leo	1.3600	15200.	84	47100	No
11	GOM_NL__2PRFIN20110304_010157_000000443100_00103_47100_4995.N1	04-MAR-2011 01:01:57	Bright	44.000	51	41Gam1Leo	2.0100	4500.0	88	47100	No
12	GOM_NL__2PRFIN20110304_010329_000000503100_00103_47100_4996.N1	04-MAR-2011 01:03:29	Bright	50.000	96	68Del Leo	2.5600	9300.0	100	47100	No
13	GOM_NL__2PRFIN20110304_011035_000000453100_00103_47100_4997.N1	04-MAR-2011 01:10:35	Bright	44.500	174	52Psi UMa	3.0040	4400.0	89	47100	No
14	GOM_NL__2PRFIN20110304_011327_000000603100_00103_47100_4998.N1	04-MAR-2011 01:13:27	Bright	60.000	82	48Bet UMa	2.3650	10600.	120	47100	No
15	GOM_NL__2PRFIN20110304_011449_000000383100_00103_47100_4999.N1	04-MAR-2011 01:14:49	Bright	38.000	36	50Alp UMa	1.8000	6300.0	76	47100	No
16	GOM_NL__2PRFIN20110304_011740_000000493100_00103_47100_5000.N1	04-MAR-2011 01:17:40	Bright	49.000	32	77Eps UMa	1.7630	11000.	98	47100	No
17	GOM_NL__2PRFIN20110304_012200_000000393100_00103_47100_5001.N1	04-MAR-2011 01:22:00	Bright	38.500	60	7Bet UMi	2.0810	3950.0	77	47100	No
18	GOM_NL__2PRFIN20110304_012634_000000473100_00103_47100_5002.N1	04-MAR-2011 01:26:34	Bright	46.500	119	14Eta Dra	2.7270	4700.0	93	47100	No
19	GOM_NL__2PRFIN20110304_013105_000000473100_00103_47100_5003.N1	04-MAR-2011 01:31:05	Bright	47.000	130	23Bet Dra	2.7990	5800.0	94	47100	No
20	GOM_NL__2PRFIN20110304_013416_000000463100_00103_47100_5004.N1	04-MAR-2011 01:34:16	Bright	46.000	144	18Del Cyg	2.8600	11000.	92	47100	No
21	GOM_NL__2PRFIN20110304_013623_000000433100_00103_47100_5005.N1	04-MAR-2011 01:36:23	Bright	42.500	5	3Alp Lyr	0.033000	11000.	85	47100	No
22	GOM_NL__2PRFIN20110304_014413_000000433100_00103_47100_5006.N1	04-MAR-2011 01:44:13	Bright	43.000	168	17Zet Aql	2.9860	11000.	86	47100	No
23	GOM_NL__2PRFIN20110304_015557_000000413100_00103_47100_5007.N1	04-MAR-2011 01:55:57	Dark	41.000	57	34Sig Sgr	2.0660	26000.	82	47100	No
24	GOM_NL__2PRFIN20110304_015908_000000523100_00103_47100_5008.N1	04-MAR-2011 01:59:08	Dark	51.500	38	20Eps Sgr	1.8360	11000.	103	47100	No
25	GOM_NL__2PRFIN20110304_020208_000000523100_00103_47100_5009.N1	04-MAR-2011 02:02:08	Dark	51.500	25	35Lam Sco	1.6200	28000.	103	47100	No
26	GOM_NL__2PRFIN20110304_020428_000000563100_00103_47100_5010.N1	04-MAR-2011 02:04:28	Dark	56.000	75	26Eps Sco	2.2910	4250.0	112	47100	No
27	GOM_NL__2PRFIN20110304_021022_000000513100_00104_47101_4989.N1	04-MAR-2011 02:10:22	Dark	51.000	131	Gam Lup	2.8000	26000.	102	47101	No
28	GOM_NL__2PRFIN20110304_021520_000000443100_00104_47101_4990.N1	04-MAR-2011 02:15:20	Dark	43.500	77	Eps Cen	2.3030	28000.	87	47101	No
29	GOM_NL__2PRFIN20110304_021735_000000583100_00104_47101_4991.N1	04-MAR-2011 02:17:35	Dark	58.000	54	5The Cen	2.0550	4500.0	116	47101	No
30	GOM_NL__2PRFIN20110304_021907_000000473100_00104_47101_4992.N1	04-MAR-2011 02:19:07	Dark	46.500	99	Del Cen	2.5750	26000.	93	47101	No
31	GOM_NL__2PRFIN20110304_022747_000000583100_00104_47101_4993.N1	04-MAR-2011 02:27:47	Straylight	57.500	171	2Eps Crv	3.0010	4250.0	115	47101	No
32	GOM_NL__2PRFIN20110304_023940_000000413100_00104_47101_4994.N1	04-MAR-2011 02:39:40	Bright	41.000	22	32Alp Leo	1.3600	15200.	82	47101	No
33	GOM_NL__2PRFIN20110304_024211_000000443100_00104_47101_4995.N1	04-MAR-2011 02:42:11	Bright	43.500	51	41Gam1Leo	2.0100	4500.0	87	47101	No
34	GOM_NL__2PRFIN20110304_024342_000000473100_00104_47101_4996.N1	04-MAR-2011 02:43:42	Bright	47.000	96	68Del Leo	2.5600	9300.0	94	47101	No
35	GOM_NL__2PRFIN20110304_025048_000000443100_00104_47101_4997.N1	04-MAR-2011 02:50:48	Bright	44.000	174	52Psi UMa	3.0040	4400.0	88	47101	No
36	GOM_NL__2PRFIN20110304_025340_000000403100_00104_47101_4998.N1	04-MAR-2011 02:53:40	Bright	39.500	82	48Bet UMa	2.3650	10600.	79	47101	No
37	GOM_NL__2PRFIN20110304_025503_000000423100_00104_47101_4999.N1	04-MAR-2011 02:55:03	Bright	42.000	36	50Alp UMa	1.8000	6300.0	84	47101	No
38	GOM_NL__2PRFIN20110304_025753_000000493100_00104_47101_5000.N1	04-MAR-2011 02:57:53	Bright	49.000	32	77Eps UMa	1.7630	11000.	98	47101	No
39	GOM_NL__2PRFIN20110304_030213_000000413100_00104_47101_5001.N1	04-MAR-2011 03:02:13	Bright	41.000	60	7Bet UMi	2.0810	3950.0	82	47101	No
40	GOM_NL__2PRFIN20110304_030648_000000483100_00104_47101_5002.N1	04-MAR-2011 03:06:48	Bright	47.500	119	14Eta Dra	2.7270	4700.0	95	47101	No
41	GOM_NL__2PRFIN20110304_031119_000000453100_00104_47101_5003.N1	04-MAR-2011 03:11:19	Bright	44.500	130	23Bet Dra	2.7990	5800.0	89	47101	No
42	GOM_NL__2PRFIN20110304_031430_000000373100_00104_47101_5004.N1	04-MAR-2011 03:14:30	Bright	37.000	144	18Del Cyg	2.8600	11000.	74	47101	No

43	GOM_NL__2PRFIN20110304_031637_000000463100_00104_47101_5005.N1	04-MAR-2011 03:16:37	Bright	46.000	5	3Alp Lyr	0.033000	11000.	92	47101	No
44	GOM_NL__2PRFIN20110304_032427_000000403100_00104_47101_5006.N1	04-MAR-2011 03:24:27	Bright	40.000	168	17Zet Aql	2.9860	11000.	80	47101	No
45	GOM_NL__2PRFIN20110304_033612_000000413100_00104_47101_5007.N1	04-MAR-2011 03:36:12	Dark	41.000	57	34Sig Sgr	2.0660	26000.	82	47101	No
46	GOM_NL__2PRFIN20110304_033922_000000503100_00104_47101_5008.N1	04-MAR-2011 03:39:22	Dark	50.000	38	20Eps Sgr	1.8360	11000.	100	47101	No
47	GOM_NL__2PRFIN20110304_034223_000000543100_00104_47101_5009.N1	04-MAR-2011 03:42:23	Dark	54.000	25	35Lam Sco	1.6200	28000.	108	47101	No
48	GOM_NL__2PRFIN20110304_034443_000000563100_00104_47101_5010.N1	04-MAR-2011 03:44:43	Dark	56.000	75	26Eps Sco	2.2910	4250.0	112	47101	No
49	GOM_NL__2PRFIN20110304_035037_000000513100_00105_47102_4989.N1	04-MAR-2011 03:50:37	Dark	50.500	131	Gam Lup	2.8000	26000.	101	47102	No
50	GOM_NL__2PRFIN20110304_035535_000000433100_00105_47102_4990.N1	04-MAR-2011 03:55:35	Dark	42.500	77	Eps Cen	2.3030	28000.	85	47102	No
51	GOM_NL__2PRFIN20110304_035750_000000593100_00105_47102_4991.N1	04-MAR-2011 03:57:50	Dark	59.000	54	5The Cen	2.0550	4500.0	118	47102	No
52	GOM_NL__2PRFIN20110304_035921_000000423100_00105_47102_4992.N1	04-MAR-2011 03:59:21	Dark	42.000	99	Del Cen	2.5750	26000.	84	47102	No
53	GOM_NL__2PRFIN20110304_040802_000000623100_00105_47102_4993.N1	04-MAR-2011 04:08:02	Straylight	62.000	171	2Eps Crv	3.0010	4250.0	124	47102	No
54	GOM_NL__2PRFIN20110304_041954_000000573100_00105_47102_4994.N1	04-MAR-2011 04:19:54	Bright	57.000	22	32Alp Leo	1.3600	15200.	114	47102	No
55	GOM_NL__2PRFIN20110304_042225_000000413100_00105_47102_4995.N1	04-MAR-2011 04:22:25	Bright	41.000	51	41Gam1Leo	2.0100	4500.0	82	47102	No
56	GOM_NL__2PRFIN20110304_042356_000000483100_00105_47102_4996.N1	04-MAR-2011 04:23:56	Bright	47.500	96	68Del Leo	2.5600	9300.0	95	47102	No
57	GOM_NL__2PRFIN20110304_043102_000000433100_00105_47102_4997.N1	04-MAR-2011 04:31:02	Bright	43.000	174	52Psi UMa	3.0040	4400.0	86	47102	No
58	GOM_NL__2PRFIN20110304_043354_000000413100_00105_47102_4998.N1	04-MAR-2011 04:33:54	Bright	40.500	82	48Bet UMa	2.3650	10600.	81	47102	No
59	GOM_NL__2PRFIN20110304_043517_000000423100_00105_47102_4999.N1	04-MAR-2011 04:35:17	Bright	42.000	36	50Alp UMa	1.8000	6300.0	84	47102	No
60	GOM_NL__2PRFIN20110304_043807_000000513100_00105_47102_5000.N1	04-MAR-2011 04:38:07	Bright	50.500	32	77Eps UMa	1.7630	11000.	101	47102	No
61	GOM_NL__2PRFIN20110304_044227_000000383100_00105_47102_5001.N1	04-MAR-2011 04:42:27	Bright	38.000	60	7Bet UMi	2.0810	3950.0	76	47102	No
62	GOM_NL__2PRFIN20110304_044702_000000473100_00105_47102_5002.N1	04-MAR-2011 04:47:02	Bright	46.500	119	14Eta Dra	2.7270	4700.0	93	47102	No
63	GOM_NL__2PRFIN20110304_045133_000000483100_00105_47102_5003.N1	04-MAR-2011 04:51:33	Bright	48.000	130	23Bet Dra	2.7990	5800.0	96	47102	No
64	GOM_NL__2PRFIN20110304_045445_000000363100_00105_47102_5004.N1	04-MAR-2011 04:54:45	Bright	36.000	144	18Del Cyg	2.8600	11000.	72	47102	No
65	GOM_NL__2PRFIN20110304_045651_000000443100_00105_47102_5005.N1	04-MAR-2011 04:56:51	Bright	43.500	5	3Alp Lyr	0.033000	11000.	87	47102	No
66	GOM_NL__2PRFIN20110304_050441_000000433100_00105_47102_5006.N1	04-MAR-2011 05:04:41	Bright	42.500	168	17Zet Aql	2.9860	11000.	85	47102	No
67	GOM_NL__2PRFIN20110304_051626_000000463100_00105_47102_5007.N1	04-MAR-2011 05:16:26	Dark	45.500	57	34Sig Sgr	2.0660	26000.	91	47102	No
68	GOM_NL__2PRFIN20110304_051937_000000503100_00105_47102_5008.N1	04-MAR-2011 05:19:37	Dark	49.500	38	20Eps Sgr	1.8360	11000.	99	47102	No
69	GOM_NL__2PRFIN20110304_052238_000000573100_00105_47102_5009.N1	04-MAR-2011 05:22:38	Dark	56.500	25	35Lam Sco	1.6200	28000.	113	47102	No
70	GOM_NL__2PRFIN20110304_052459_000000543100_00105_47102_5010.N1	04-MAR-2011 05:24:59	Dark	54.000	75	26Eps Sco	2.2910	4250.0	108	47102	No
71	GOM_NL__2PRFIN20110304_053052_000000543100_00106_47103_4989.N1	04-MAR-2011 05:30:52	Dark	53.500	131	Gam Lup	2.8000	26000.	107	47103	No
72	GOM_NL__2PRFIN20110304_053550_000000453100_00106_47103_4990.N1	04-MAR-2011 05:35:50	Dark	44.500	77	Eps Cen	2.3030	28000.	89	47103	No
73	GOM_NL__2PRFIN20110304_053805_000000593100_00106_47103_4991.N1	04-MAR-2011 05:38:05	Dark	59.000	54	5The Cen	2.0550	4500.0	118	47103	No
74	GOM_NL__2PRFIN20110304_053936_000000403100_00106_47103_4992.N1	04-MAR-2011 05:39:36	Dark	40.000	99	Del Cen	2.5750	26000.	80	47103	No
75	GOM_NL__2PRFIN20110304_054816_000000583100_00106_47103_4993.N1	04-MAR-2011 05:48:16	Straylight	58.000	171	2Eps Crv	3.0010	4250.0	116	47103	No
76	GOM_NL__2PRFIN20110304_060008_000000403100_00106_47103_4994.N1	04-MAR-2011 06:00:08	Bright	39.500	22	32Alp Leo	1.3600	15200.	79	47103	No
77	GOM_NL__2PRFIN20110304_060239_000000413100_00106_47103_4995.N1	04-MAR-2011 06:02:39	Bright	41.000	51	41Gam1Leo	2.0100	4500.0	82	47103	No
78	GOM_NL__2PRFIN20110304_060410_000000483100_00106_47103_4996.N1	04-MAR-2011 06:04:10	Bright	47.500	96	68Del Leo	2.5600	9300.0	95	47103	No
79	GOM_NL__2PRFIN20110304_061115_000000463100_00106_47103_4997.N1	04-MAR-2011 06:11:15	Bright	45.500	174	52Psi UMa	3.0040	4400.0	91	47103	No
80	GOM_NL__2PRFIN20110304_061408_000000413100_00106_47103_4998.N1	04-MAR-2011 06:14:08	Bright	40.500	82	48Bet UMa	2.3650	10600.	81	47103	No
81	GOM_NL__2PRFIN20110304_061530_000000403100_00106_47103_4999.N1	04-MAR-2011 06:15:30	Bright	40.000	36	50Alp UMa	1.8000	6300.0	80	47103	No
82	GOM_NL__2PRFIN20110304_061820_000000493100_00106_47103_5000.N1	04-MAR-2011 06:18:20	Bright	49.000	32	77Eps UMa	1.7630	11000.	98	47103	No
83	GOM_NL__2PRFIN20110304_062241_000000403100_00106_47103_5001.N1	04-MAR-2011 06:22:41	Bright	39.500	60	7Bet UMi	2.0810	3950.0	79	47103	No
84	GOM_NL__2PRFIN20110304_062715_000000473100_00106_47103_5002.N1	04-MAR-2011 06:27:15	Bright	47.000	119	14Eta Dra	2.7270	4700.0	94	47103	No
85	GOM_NL__2PRFIN20110304_063147_000000473100_00106_47103_5003.N1	04-MAR-2011 06:31:47	Bright	47.000	130	23Bet Dra	2.7990	5800.0	94	47103	No
86	GOM_NL__2PRFIN20110304_063459_000000363100_00106_47103_5004.N1	04-MAR-2011 06:34:59	Bright	35.500	144	18Del Cyg	2.8600	11000.	71	47103	No
87	GOM_NL__2PRFIN20110304_063706_000000423100_00106_47103_5005.N1	04-MAR-2011 06:37:06	Bright	41.500	5	3Alp Lyr	0.033000	11000.	83	47103	No
88	GOM_NL__2PRFIN20110304_064456_000000413100_00106_47103_5006.N1	04-MAR-2011 06:44:56	Bright	41.000	168	17Zet Aql	2.9860	11000.	82	47103	No
89	GOM_NL__2PRFIN20110304_065641_000000473100_00106_47103_5007.N1	04-MAR-2011 06:56:41	Dark	46.500	57	34Sig Sgr	2.0660	26000.	93	47103	No
90	GOM_NL__2PRFIN20110304_065952_000000473100_00106_47103_5008.N1	04-MAR-2011 06:59:52	Dark	47.000	38	20Eps Sgr	1.8360	11000.	94	47103	No
91	GOM_NL__2PRFIN20110304_070253_000000573100_00106_47103_5009.N1	04-MAR-2011 07:02:53	Dark	56.500	25	35Lam Sco	1.6200	28000.	113	47103	No
92	GOM_NL__2PRFIN20110304_070514_000000673100_00106_47103_5010.N1	04-MAR-2011 07:05:14	Dark	67.000	75	26Eps Sco	2.2910	4250.0	134	47103	No
93	GOM_NL__2PRFIN20110304_071108_000000533100_00107_47104_5009.N1	04-MAR-2011 07:11:08	Dark	53.000	131	Gam Lup	2.8000	26000.	106	47104	No
94	GOM_NL__2PRFIN20110304_071605_000000443100_00107_47104_5010.N1	04-MAR-2011 07:16:05	Dark	44.000	77	Eps Cen	2.3030	28000.	88	47104	No
95	GOM_NL__2PRFIN20110304_071820_000000603100_00107_47104_5011.N1	04-MAR-2011 07:18:20	Dark	60.000	54	5The Cen	2.0550	4500.0	120	47104	No
96	GOM_NL__2PRFIN20110304_072053_000000533100_00107_47104_5012.N1	04-MAR-2011 07:20:53	Straylight	53.000	123	1ot Cen	2.7500	10200.	106	47104	No
97	GOM_NL__2PRFIN20110304_072830_000000633100_00107_47104_5013.N1	04-MAR-2011 07:28:30	Straylight	63.000	171	2Eps Crv	3.0010	4250.0	126	47104	No
98	GOM_NL__2PRFIN20110304_074022_000000423100_00107_47104_5014.N1	04-MAR-2011 07:40:22	Bright	42.000	22	32Alp Leo	1.3600	15200.	84	47104	No
99	GOM_NL__2PRFIN20110304_074253_000000413100_00107_47104_5015.N1	04-MAR-2011 07:42:53	Bright	40.500	51	41Gam1Leo	2.0100	4500.0	81	47104	No
100	GOM_NL__2PRFIN20110304_074423_000000483100_00107_47104_5016.N1	04-MAR-2011 07:44:23	Bright	48.000	96	68Del Leo	2.5600	9300.0	96	47104	No
101	GOM_NL__2PRFIN20110304_075129_000000453100_00107_47104_5017.N1	04-MAR-2011 07:51:29	Bright	45.000	174	52Psi UMa	3.0040	4400.0	90	47104	No

102	GOM_NL__2PRFIN20110304_075422_000000403100_00107_47104_5018.N1	04-MAR-2011 07:54:22	Bright	40.000	82	48Bet UMa	2.3650	10600.	80	47104	No
103	GOM_NL__2PRFIN20110304_075544_000000423100_00107_47104_5019.N1	04-MAR-2011 07:55:44	Bright	41.500	36	50Alp UMa	1.8000	6300.0	83	47104	No
104	GOM_NL__2PRFIN20110304_075833_000000483100_00107_47104_5020.N1	04-MAR-2011 07:58:33	Bright	48.000	32	77Eps UMa	1.7630	11000.	96	47104	No
105	GOM_NL__2PRFIN20110304_080254_000000403100_00107_47104_5021.N1	04-MAR-2011 08:02:54	Bright	39.500	60	7Bet UMi	2.0810	3950.0	79	47104	No
106	GOM_NL__2PRFIN20110304_080729_000000473100_00107_47104_5022.N1	04-MAR-2011 08:07:29	Bright	46.500	119	14Eta Dra	2.7270	4700.0	93	47104	No
107	GOM_NL__2PRFIN20110304_081200_000000463100_00107_47104_5023.N1	04-MAR-2011 08:12:00	Bright	45.500	130	23Bet Dra	2.7990	5800.0	91	47104	No
108	GOM_NL__2PRFIN20110304_081513_000000513100_00107_47104_5024.N1	04-MAR-2011 08:15:13	Bright	51.000	144	18Del Cyg	2.8600	11000.	102	47104	No
109	GOM_NL__2PRFIN20110304_081719_000000463100_00107_47104_5025.N1	04-MAR-2011 08:17:19	Bright	45.500	5	3Alp Lyr	0.033000	11000.	91	47104	No
110	GOM_NL__2PRFIN20110304_082510_000000433100_00107_47104_5026.N1	04-MAR-2011 08:25:10	Bright	42.500	168	17Zet Aql	2.9860	11000.	85	47104	No
111	GOM_NL__2PRFIN20110304_083655_000000423100_00107_47104_5027.N1	04-MAR-2011 08:36:55	Dark	42.000	57	34Sig Sgr	2.0660	26000.	84	47104	No
112	GOM_NL__2PRFIN20110304_084007_000000463100_00107_47104_5028.N1	04-MAR-2011 08:40:07	Dark	46.000	38	20Eps Sgr	1.8360	11000.	92	47104	No
113	GOM_NL__2PRFIN20110304_084308_000000513100_00107_47104_5029.N1	04-MAR-2011 08:43:08	Dark	51.000	25	35Lam Sco	1.6200	28000.	102	47104	No
114	GOM_NL__2PRFIN20110304_084529_000000553100_00107_47104_2821.N1	04-MAR-2011 08:45:29	Dark	54.500	75	26Eps Sco	2.2910	4250.0	109	47104	No
115	GOM_NL__2PRFIN20110304_103138_000000523100_00109_47106_2840.N1	04-MAR-2011 10:31:38	Dark	52.000	131	Gam Lup	2.8000	26000.	104	47106	No
116	GOM_NL__2PRFIN20110304_103324_000000443100_00109_47106_2841.N1	04-MAR-2011 10:33:24	Dark	44.000	4	Alp1Cen	-0.010000	5800.0	88	47106	No
117	GOM_NL__2PRFIN20110304_103442_000000503100_00109_47106_2842.N1	04-MAR-2011 10:34:42	Dark	50.000	10	Bet Cen	0.61000	28000.	100	47106	No
118	GOM_NL__2PRFIN20110304_103634_000000433100_00109_47106_2843.N1	04-MAR-2011 10:36:34	Dark	43.000	77	Eps Cen	2.3030	28000.	86	47106	No
119	GOM_NL__2PRFIN20110304_103813_000000533100_00109_47106_2844.N1	04-MAR-2011 10:38:13	Dark	53.000	26	Gam Cru	1.6240	2900.0	106	47106	No
120	GOM_NL__2PRFIN20110304_103942_000000453100_00109_47106_2845.N1	04-MAR-2011 10:39:42	Dark	45.000	64	Gam Cen	2.2000	10600.	90	47106	No
121	GOM_NL__2PRFIN20110304_104123_000000553100_00109_47106_2846.N1	04-MAR-2011 10:41:23	Straylight	55.000	123	lot Cen	2.7500	10200.	110	47106	No
122	GOM_NL__2PRFIN20110304_110050_000000423100_00109_47106_2847.N1	04-MAR-2011 11:00:50	Bright	41.500	22	32Alp Leo	1.3600	15200.	83	47106	No
123	GOM_NL__2PRFIN20110304_110320_000000433100_00109_47106_2848.N1	04-MAR-2011 11:03:20	Bright	43.000	51	41Gam1Leo	2.0100	4500.0	86	47106	No
124	GOM_NL__2PRFIN20110304_111155_000000453100_00109_47106_2849.N1	04-MAR-2011 11:11:55	Bright	45.000	174	52Psi UMa	3.0040	4400.0	90	47106	No
125	GOM_NL__2PRFIN20110304_111448_000000423100_00109_47106_2850.N1	04-MAR-2011 11:14:48	Bright	41.500	82	48Bet UMa	2.3650	10600.	83	47106	No
126	GOM_NL__2PRFIN20110304_111611_000000423100_00109_47106_2851.N1	04-MAR-2011 11:16:11	Bright	41.500	36	50Alp UMa	1.8000	6300.0	83	47106	No
127	GOM_NL__2PRFIN20110304_112322_000000423100_00109_47106_2852.N1	04-MAR-2011 11:23:22	Bright	42.000	60	7Bet UMi	2.0810	3950.0	84	47106	No
128	GOM_NL__2PRFIN20110304_112756_000000443100_00109_47106_2853.N1	04-MAR-2011 11:27:56	Bright	43.500	119	14Eta Dra	2.7270	4700.0	87	47106	No
129	GOM_NL__2PRFIN20110304_113228_000000473100_00109_47106_2854.N1	04-MAR-2011 11:32:28	Bright	47.000	130	23Bet Dra	2.7990	5800.0	94	47106	No
130	GOM_NL__2PRFIN20110304_113541_000000373100_00109_47106_2855.N1	04-MAR-2011 11:35:41	Bright	37.000	144	18Del Cyg	2.8600	11000.	74	47106	No
131	GOM_NL__2PRFIN20110304_113748_000000443100_00109_47106_2856.N1	04-MAR-2011 11:37:48	Bright	43.500	5	3Alp Lyr	0.033000	11000.	87	47106	No
132	GOM_NL__2PRFIN20110304_114539_000000423100_00109_47106_2857.N1	04-MAR-2011 11:45:39	Bright	42.000	168	17Zet Aql	2.9860	11000.	84	47106	No
133	GOM_NL__2PRFIN20110304_115533_000000413100_00109_47106_2858.N1	04-MAR-2011 11:55:33	Dark	40.500	155	41Pi Sgr	2.9000	6600.0	81	47106	No
134	GOM_NL__2PRFIN20110304_115725_000000403100_00109_47106_2859.N1	04-MAR-2011 11:57:25	Dark	39.500	57	34Sig Sgr	2.0660	26000.	79	47106	No
135	GOM_NL__2PRFIN20110304_120036_000000443100_00109_47106_2860.N1	04-MAR-2011 12:00:36	Dark	44.000	38	20Eps Sgr	1.8360	11000.	88	47106	No
136	GOM_NL__2PRFIN20110304_120337_000000463100_00109_47106_2861.N1	04-MAR-2011 12:03:37	Dark	46.000	25	35Lam Sco	1.6200	28000.	92	47106	No
137	GOM_NL__2PRFIN20110304_121153_000000523100_00110_47107_2871.N1	04-MAR-2011 12:11:53	Dark	51.500	131	Gam Lup	2.8000	26000.	103	47107	No
138	GOM_NL__2PRFIN20110304_121339_000000443100_00110_47107_2872.N1	04-MAR-2011 12:13:39	Dark	44.000	4	Alp1Cen	-0.010000	5800.0	88	47107	No
139	GOM_NL__2PRFIN20110304_121456_000000493100_00110_47107_2873.N1	04-MAR-2011 12:14:56	Dark	48.500	10	Bet Cen	0.61000	28000.	97	47107	No
140	GOM_NL__2PRFIN20110304_121649_000000433100_00110_47107_2874.N1	04-MAR-2011 12:16:49	Dark	43.000	77	Eps Cen	2.3030	28000.	86	47107	No
141	GOM_NL__2PRFIN20110304_121827_000000513100_00110_47107_2875.N1	04-MAR-2011 12:18:27	Dark	51.000	26	Gam Cru	1.6240	2900.0	102	47107	No
142	GOM_NL__2PRFIN20110304_121957_000000433100_00110_47107_2876.N1	04-MAR-2011 12:19:57	Dark	43.000	64	Gam Cen	2.2000	10600.	86	47107	No
143	GOM_NL__2PRFIN20110304_122138_000000543100_00110_47107_2877.N1	04-MAR-2011 12:21:38	Straylight	53.500	123	lot Cen	2.7500	10200.	107	47107	No
144	GOM_NL__2PRFIN20110304_124104_000000403100_00110_47107_2878.N1	04-MAR-2011 12:41:04	Bright	39.500	22	32Alp Leo	1.3600	15200.	79	47107	No
145	GOM_NL__2PRFIN20110304_124333_000000423100_00110_47107_2879.N1	04-MAR-2011 12:43:33	Bright	42.000	51	41Gam1Leo	2.0100	4500.0	84	47107	No
146	GOM_NL__2PRFIN20110304_125209_000000423100_00110_47107_2880.N1	04-MAR-2011 12:52:09	Bright	42.000	174	52Psi UMa	3.0040	4400.0	84	47107	No
147	GOM_NL__2PRFIN20110304_125502_000000413100_00110_47107_2881.N1	04-MAR-2011 12:55:02	Bright	41.000	82	48Bet UMa	2.3650	10600.	82	47107	No
148	GOM_NL__2PRFIN20110304_125625_000000423100_00110_47107_2882.N1	04-MAR-2011 12:56:25	Bright	41.500	36	50Alp UMa	1.8000	6300.0	83	47107	No
149	GOM_NL__2PRFIN20110304_130335_000000403100_00110_47107_2883.N1	04-MAR-2011 13:03:35	Bright	39.500	60	7Bet UMi	2.0810	3950.0	79	47107	No
150	GOM_NL__2PRFIN20110304_130809_000000463100_00110_47107_2884.N1	04-MAR-2011 13:08:09	Bright	45.500	119	14Eta Dra	2.7270	4700.0	91	47107	No
151	GOM_NL__2PRFIN20110304_131241_000000473100_00110_47107_2885.N1	04-MAR-2011 13:12:41	Bright	47.000	130	23Bet Dra	2.7990	5800.0	94	47107	No
152	GOM_NL__2PRFIN20110304_131555_000000363100_00110_47107_2886.N1	04-MAR-2011 13:15:55	Bright	36.000	144	18Del Cyg	2.8600	11000.	72	47107	No
153	GOM_NL__2PRFIN20110304_131802_000000423100_00110_47107_2887.N1	04-MAR-2011 13:18:02	Bright	42.000	5	3Alp Lyr	0.033000	11000.	84	47107	No
154	GOM_NL__2PRFIN20110304_132553_000000423100_00110_47107_2888.N1	04-MAR-2011 13:25:53	Bright	41.500	168	17Zet Aql	2.9860	11000.	83	47107	No
155	GOM_NL__2PRFIN20110304_133547_000000463100_00110_47107_2889.N1	04-MAR-2011 13:35:47	Dark	45.500	155	41Pi Sgr	2.9000	6600.0	91	47107	No
156	GOM_NL__2PRFIN20110304_133739_000000453100_00110_47107_2890.N1	04-MAR-2011 13:37:39	Dark	44.500	57	34Sig Sgr	2.0660	26000.	89	47107	No
157	GOM_NL__2PRFIN20110304_134050_000000493100_00110_47107_2891.N1	04-MAR-2011 13:40:50	Dark	49.000	38	20Eps Sgr	1.8360	11000.	98	47107	No
158	GOM_NL__2PRFIN20110304_134352_000000493100_00110_47107_2892.N1	04-MAR-2011 13:43:52	Dark	48.500	25	35Lam Sco	1.6200	28000.	97	47107	No
159	GOM_NL__2PRFIN20110304_135353_000000473100_00111_47108_2905.N1	04-MAR-2011 13:53:53	Dark	47.000	4	Alp1Cen	-0.010000	5800.0	94	47108	No
160	GOM_NL__2PRFIN20110304_135511_000000423100_00111_47108_2906.N1	04-MAR-2011 13:55:11	Dark	41.500	10	Bet Cen	0.61000	28000.	83	47108	No

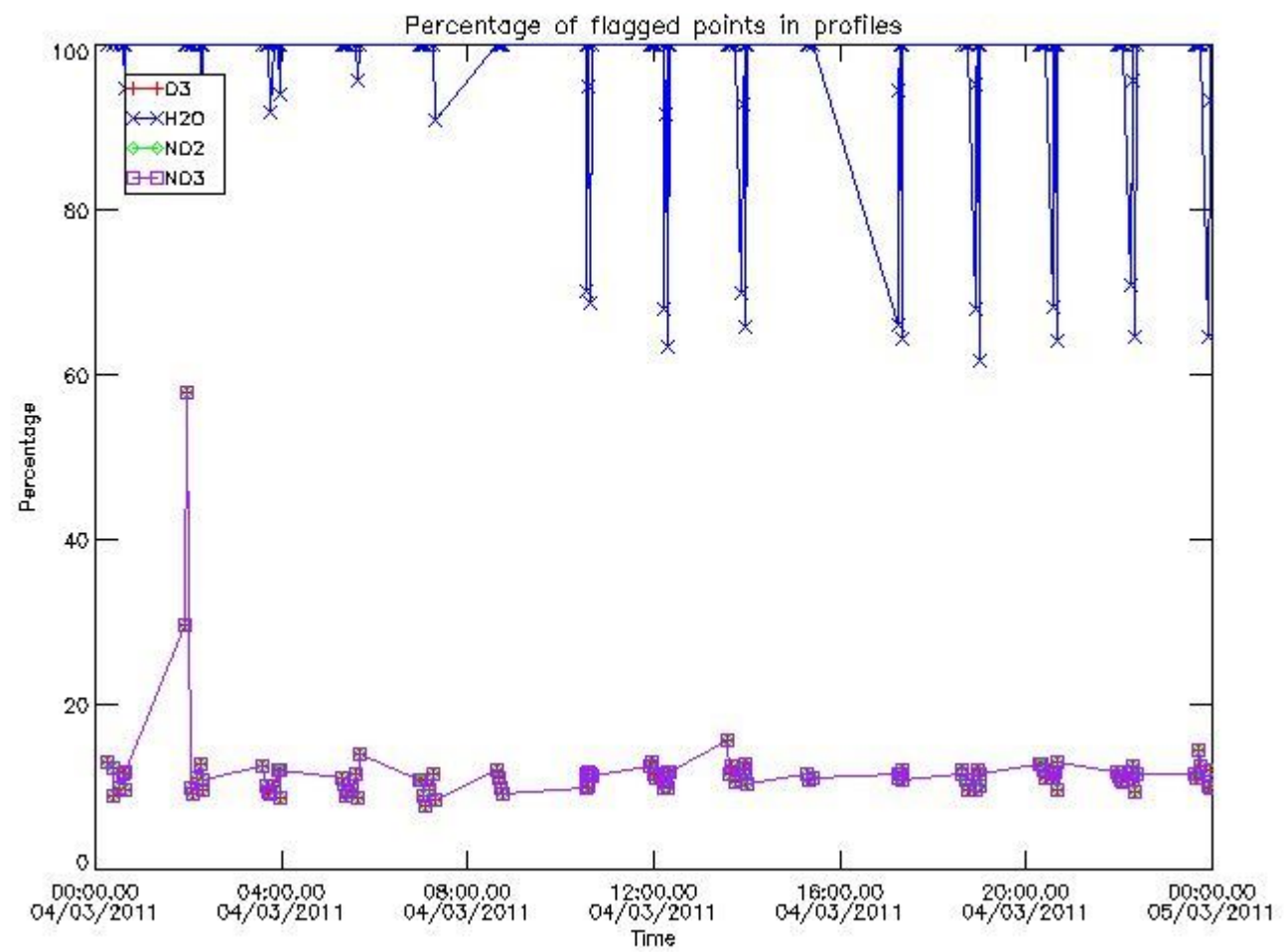
161	GOM_NL__2PRFIN20110304_135703_000000443100_00111_47108_2907.N1	04-MAR-2011 13:57:03	Dark	43.500	77	Eps Cen	2.3030	28000.	87	47108	No
162	GOM_NL__2PRFIN20110304_135841_000000533100_00111_47108_2908.N1	04-MAR-2011 13:58:41	Dark	53.000	26	Gam Cru	1.6240	2900.0	106	47108	No
163	GOM_NL__2PRFIN20110304_140012_000000493100_00111_47108_2909.N1	04-MAR-2011 14:00:12	Dark	49.000	64	Gam Cen	2.2000	10600.	98	47108	No
164	GOM_NL__2PRFIN20110304_140152_000000533100_00111_47108_2910.N1	04-MAR-2011 14:01:52	Straylight	53.000	123	lot Cen	2.7500	10200.	106	47108	No
165	GOM_NL__2PRFIN20110304_142118_000000423100_00111_47108_2911.N1	04-MAR-2011 14:21:18	Bright	42.000	22	32Alp Leo	1.3600	15200.	84	47108	No
166	GOM_NL__2PRFIN20110304_142347_000000433100_00111_47108_2912.N1	04-MAR-2011 14:23:47	Bright	42.500	51	41Gam1Leo	2.0100	4500.0	85	47108	No
167	GOM_NL__2PRFIN20110304_142516_000000313100_00111_47108_2913.N1	04-MAR-2011 14:25:16	Twl_and_stray	31.000	96	68Del Leo	2.5600	9300.0	62	47108	No
168	GOM_NL__2PRFIN20110304_143222_000000453100_00111_47108_2914.N1	04-MAR-2011 14:32:22	Bright	44.500	174	52Psi UMa	3.0040	4400.0	89	47108	No
169	GOM_NL__2PRFIN20110304_143516_000000413100_00111_47108_2915.N1	04-MAR-2011 14:35:16	Bright	40.500	82	48Bet UMa	2.3650	10600.	81	47108	No
170	GOM_NL__2PRFIN20110304_143638_000000423100_00111_47108_2916.N1	04-MAR-2011 14:36:38	Bright	42.000	36	50Alp UMa	1.8000	6300.0	84	47108	No
171	GOM_NL__2PRFIN20110304_144349_000000433100_00111_47108_2917.N1	04-MAR-2011 14:43:49	Bright	42.500	60	7Bet UMi	2.0810	3950.0	85	47108	No
172	GOM_NL__2PRFIN20110304_144823_000000473100_00111_47108_2918.N1	04-MAR-2011 14:48:23	Bright	46.500	119	14Eta Dra	2.7270	4700.0	93	47108	No
173	GOM_NL__2PRFIN20110304_145255_000000473100_00111_47108_2919.N1	04-MAR-2011 14:52:55	Bright	46.500	130	23Bet Dra	2.7990	5800.0	93	47108	No
174	GOM_NL__2PRFIN20110304_145609_000000363100_00111_47108_2920.N1	04-MAR-2011 14:56:09	Bright	36.000	144	18Del Cyg	2.8600	11000.	72	47108	No
175	GOM_NL__2PRFIN20110304_145816_000000483100_00111_47108_2921.N1	04-MAR-2011 14:58:16	Bright	47.500	5	3Alp Lyr	0.033000	11000.	95	47108	No
176	GOM_NL__2PRFIN20110304_150608_000000413100_00111_47108_2922.N1	04-MAR-2011 15:06:08	Bright	41.000	168	17Zet Aql	2.9860	11000.	82	47108	No
177	GOM_NL__2PRFIN20110304_151602_000000453100_00111_47108_2923.N1	04-MAR-2011 15:16:02	Dark	44.500	155	41Pi Sgr	2.9000	6600.0	89	47108	No
178	GOM_NL__2PRFIN20110304_151754_000000453100_00111_47108_2924.N1	04-MAR-2011 15:17:54	Dark	44.500	57	34Sig Sgr	2.0660	26000.	89	47108	No
179	GOM_NL__2PRFIN20110304_152105_000000473100_00111_47108_2925.N1	04-MAR-2011 15:21:05	Dark	47.000	38	20Eps Sgr	1.8360	11000.	94	47108	No
180	GOM_NL__2PRFIN20110304_152407_000000463100_00111_47108_2926.N1	04-MAR-2011 15:24:07	Dark	46.000	25	35Lam Sco	1.6200	28000.	92	47108	No
181	GOM_NL__2PRFIN20110304_171422_000000453100_00113_47110_4340.N1	04-MAR-2011 17:14:22	Dark	44.500	4	Alp1Cen	-0.010000	5800.0	89	47110	No
182	GOM_NL__2PRFIN20110304_171540_000000463100_00113_47110_4341.N1	04-MAR-2011 17:15:40	Dark	46.000	10	Bet Cen	0.61000	28000.	92	47110	No
183	GOM_NL__2PRFIN20110304_171733_000000453100_00113_47110_4342.N1	04-MAR-2011 17:17:33	Dark	44.500	77	Eps Cen	2.3030	28000.	89	47110	No
184	GOM_NL__2PRFIN20110304_171911_000000533100_00113_47110_4343.N1	04-MAR-2011 17:19:11	Dark	55.000	26	Gam Cru	1.6240	2900.0	110	47110	No
185	GOM_NL__2PRFIN20110304_172041_000000523100_00113_47110_4344.N1	04-MAR-2011 17:20:41	Dark	51.500	64	Gam Cen	2.2000	10600.	103	47110	No
186	GOM_NL__2PRFIN20110304_172222_000000573100_00113_47110_4345.N1	04-MAR-2011 17:22:22	Straylight	57.000	123	lot Cen	2.7500	10200.	114	47110	No
187	GOM_NL__2PRFIN20110304_174146_000000423100_00113_47110_4346.N1	04-MAR-2011 17:41:46	Bright	41.500	22	32Alp Leo	1.3600	15200.	83	47110	No
188	GOM_NL__2PRFIN20110304_174415_000000443100_00113_47110_4347.N1	04-MAR-2011 17:44:15	Bright	43.500	51	41Gam1Leo	2.0100	4500.0	87	47110	No
189	GOM_NL__2PRFIN20110304_174543_000000383100_00113_47110_4348.N1	04-MAR-2011 17:45:43	Bright	38.000	96	68Del Leo	2.5600	9300.0	76	47110	No
190	GOM_NL__2PRFIN20110304_175249_000000453100_00113_47110_4349.N1	04-MAR-2011 17:52:49	Bright	44.500	174	52Psi UMa	3.0040	4400.0	89	47110	No
191	GOM_NL__2PRFIN20110304_175543_000000413100_00113_47110_4350.N1	04-MAR-2011 17:55:43	Bright	41.000	82	48Bet UMa	2.3650	10600.	82	47110	No
192	GOM_NL__2PRFIN20110304_175705_000000423100_00113_47110_4351.N1	04-MAR-2011 17:57:05	Bright	41.500	36	50Alp UMa	1.8000	6300.0	83	47110	No
193	GOM_NL__2PRFIN20110304_180416_000000433100_00113_47110_4352.N1	04-MAR-2011 18:04:16	Bright	42.500	60	7Bet UMi	2.0810	3950.0	85	47110	No
194	GOM_NL__2PRFIN20110304_180850_000000483100_00113_47110_4353.N1	04-MAR-2011 18:08:50	Bright	48.000	119	14Eta Dra	2.7270	4700.0	96	47110	No
195	GOM_NL__2PRFIN20110304_181322_000000693100_00113_47110_4354.N1	04-MAR-2011 18:13:22	Bright	69.000	130	23Bet Dra	2.7990	5800.0	138	47110	No
196	GOM_NL__2PRFIN20110304_181637_000000373100_00113_47110_4355.N1	04-MAR-2011 18:16:37	Bright	36.500	144	18Del Cyg	2.8600	11000.	73	47110	No
197	GOM_NL__2PRFIN20110304_181844_000000423100_00113_47110_4356.N1	04-MAR-2011 18:18:44	Bright	41.500	5	3Alp Lyr	0.033000	11000.	83	47110	No
198	GOM_NL__2PRFIN20110304_182637_000000413100_00113_47110_4357.N1	04-MAR-2011 18:26:37	Bright	40.500	168	17Zet Aql	2.9860	11000.	81	47110	No
199	GOM_NL__2PRFIN20110304_183631_000000453100_00113_47110_4358.N1	04-MAR-2011 18:36:31	Dark	44.500	155	41Pi Sgr	2.9000	6600.0	89	47110	No
200	GOM_NL__2PRFIN20110304_183823_000000433100_00113_47110_4359.N1	04-MAR-2011 18:38:23	Dark	42.500	57	34Sig Sgr	2.0660	26000.	85	47110	No
201	GOM_NL__2PRFIN20110304_184135_000000483100_00113_47110_4360.N1	04-MAR-2011 18:41:35	Dark	47.500	38	20Eps Sgr	1.8360	11000.	95	47110	No
202	GOM_NL__2PRFIN20110304_184437_000000533100_00113_47110_4361.N1	04-MAR-2011 18:44:37	Dark	52.500	25	35Lam Sco	1.6200	28000.	105	47110	No
203	GOM_NL__2PRFIN20110304_185437_000000583100_00114_47111_4871.N1	04-MAR-2011 18:54:37	Dark	58.000	4	Alp1Cen	-0.010000	5800.0	116	47111	No
204	GOM_NL__2PRFIN20110304_185555_000000533100_00114_47111_4872.N1	04-MAR-2011 18:55:55	Dark	52.500	10	Bet Cen	0.61000	28000.	105	47111	No
205	GOM_NL__2PRFIN20110304_185747_000000433100_00114_47111_4873.N1	04-MAR-2011 18:57:47	Dark	42.500	77	Eps Cen	2.3030	28000.	85	47111	No
206	GOM_NL__2PRFIN20110304_185925_000000503100_00114_47111_4874.N1	04-MAR-2011 18:59:25	Dark	50.000	26	Gam Cru	1.6240	2900.0	100	47111	No
207	GOM_NL__2PRFIN20110304_190055_000000483100_00114_47111_4875.N1	04-MAR-2011 19:00:55	Dark	48.000	64	Gam Cen	2.2000	10600.	96	47111	No
208	GOM_NL__2PRFIN20110304_190237_000000583100_00114_47111_4876.N1	04-MAR-2011 19:02:37	Straylight	57.500	123	lot Cen	2.7500	10200.	115	47111	No
209	GOM_NL__2PRFIN20110304_192159_000000413100_00114_47111_4877.N1	04-MAR-2011 19:21:59	Bright	41.000	22	32Alp Leo	1.3600	15200.	82	47111	No
210	GOM_NL__2PRFIN20110304_192429_000000433100_00114_47111_4878.N1	04-MAR-2011 19:24:29	Bright	42.500	51	41Gam1Leo	2.0100	4500.0	85	47111	No
211	GOM_NL__2PRFIN20110304_192557_000000383100_00114_47111_4879.N1	04-MAR-2011 19:25:57	Bright	38.000	96	68Del Leo	2.5600	9300.0	76	47111	No
212	GOM_NL__2PRFIN20110304_193303_000000453100_00114_47111_4880.N1	04-MAR-2011 19:33:03	Bright	45.000	174	52Psi UMa	3.0040	4400.0	90	47111	No
213	GOM_NL__2PRFIN20110304_193556_000000393100_00114_47111_4881.N1	04-MAR-2011 19:35:56	Bright	38.500	82	48Bet UMa	2.3650	10600.	77	47111	No
214	GOM_NL__2PRFIN20110304_193719_000000433100_00114_47111_4882.N1	04-MAR-2011 19:37:19	Bright	42.500	36	50Alp UMa	1.8000	6300.0	85	47111	No
215	GOM_NL__2PRFIN20110304_194430_000000433100_00114_47111_4883.N1	04-MAR-2011 19:44:30	Bright	43.000	60	7Bet UMi	2.0810	3950.0	86	47111	No
216	GOM_NL__2PRFIN20110304_194903_000000423100_00114_47111_4884.N1	04-MAR-2011 19:49:03	Bright	42.000	119	14Eta Dra	2.7270	4700.0	84	47111	No
217	GOM_NL__2PRFIN20110304_195336_000000493100_00114_47111_4885.N1	04-MAR-2011 19:53:36	Bright	48.500	130	23Bet Dra	2.7990	5800.0	97	47111	No
218	GOM_NL__2PRFIN20110304_195651_000000363100_00114_47111_4886.N1	04-MAR-2011 19:56:51	Bright	36.000	144	18Del Cyg	2.8600	11000.	72	47111	No
219	GOM_NL__2PRFIN20110304_195858_000000463100_00114_47111_4887.N1	04-MAR-2011 19:58:58	Bright	46.000	5	3Alp Lyr	0.033000	11000.	92	47111	No

220	GOM_NL__2PRFIN20110304_200651_000000423100_00114_47111_4888.N1	04-MAR-2011 20:06:51	Bright	42.000	168	17Zet Aql	2.9860	11000.	84	47111	No
221	GOM_NL__2PRFIN20110304_201645_000000403100_00114_47111_4889.N1	04-MAR-2011 20:16:45	Dark	40.000	155	41Pi Sgr	2.9000	6600.0	80	47111	No
222	GOM_NL__2PRFIN20110304_201837_000000443100_00114_47111_4890.N1	04-MAR-2011 20:18:37	Dark	44.000	57	34Sig Sgr	2.0660	26000.	88	47111	No
223	GOM_NL__2PRFIN20110304_202150_000000433100_00114_47111_4891.N1	04-MAR-2011 20:21:50	Dark	42.500	38	20Eps Sgr	1.8360	11000.	85	47111	No
224	GOM_NL__2PRFIN20110304_202452_000000463100_00114_47111_4892.N1	04-MAR-2011 20:24:52	Dark	45.500	25	35Lam Sco	1.6200	28000.	91	47111	No
225	GOM_NL__2PRFIN20110304_203452_000000453100_00115_47112_4871.N1	04-MAR-2011 20:34:52	Dark	44.500	4	Alp1Cen	-0.010000	5800.0	89	47112	No
226	GOM_NL__2PRFIN20110304_203609_000000503100_00115_47112_4872.N1	04-MAR-2011 20:36:09	Dark	50.000	10	Bet Cen	0.61000	28000.	100	47112	No
227	GOM_NL__2PRFIN20110304_203802_000000443100_00115_47112_4873.N1	04-MAR-2011 20:38:02	Dark	43.500	77	Eps Cen	2.3030	28000.	87	47112	No
228	GOM_NL__2PRFIN20110304_203940_000000543100_00115_47112_4874.N1	04-MAR-2011 20:39:40	Dark	53.500	26	Gam Cru	1.6240	2900.0	107	47112	No
229	GOM_NL__2PRFIN20110304_204110_000000433100_00115_47112_4875.N1	04-MAR-2011 20:41:10	Dark	43.000	64	Gam Cen	2.2000	10600.	86	47112	No
230	GOM_NL__2PRFIN20110304_204252_000000543100_00115_47112_4876.N1	04-MAR-2011 20:42:52	Straylight	54.000	123	lot Cen	2.7500	10200.	108	47112	No
231	GOM_NL__2PRFIN20110304_210213_000000413100_00115_47112_4877.N1	04-MAR-2011 21:02:13	Bright	41.000	22	32Alp Leo	1.3600	15200.	82	47112	No
232	GOM_NL__2PRFIN20110304_210442_000000403100_00115_47112_4878.N1	04-MAR-2011 21:04:42	Bright	39.500	51	41Gam1Leo	2.0100	4500.0	79	47112	No
233	GOM_NL__2PRFIN20110304_210610_000000453100_00115_47112_4879.N1	04-MAR-2011 21:06:10	Bright	45.000	96	68Del Leo	2.5600	9300.0	90	47112	No
234	GOM_NL__2PRFIN20110304_211316_000000443100_00115_47112_4880.N1	04-MAR-2011 21:13:16	Bright	44.000	174	52Psi UMa	3.0040	4400.0	88	47112	No
235	GOM_NL__2PRFIN20110304_211610_000000423100_00115_47112_4881.N1	04-MAR-2011 21:16:10	Bright	42.000	82	48Bet UMa	2.3650	10600.	84	47112	No
236	GOM_NL__2PRFIN20110304_211733_000000423100_00115_47112_4882.N1	04-MAR-2011 21:17:33	Bright	42.000	36	50Alp UMa	1.8000	6300.0	84	47112	No
237	GOM_NL__2PRFIN20110304_212444_000000433100_00115_47112_4883.N1	04-MAR-2011 21:24:44	Bright	42.500	60	7Bet UMi	2.0810	3950.0	85	47112	No
238	GOM_NL__2PRFIN20110304_212917_000000473100_00115_47112_4884.N1	04-MAR-2011 21:29:17	Bright	46.500	119	14Eta Dra	2.7270	4700.0	93	47112	No
239	GOM_NL__2PRFIN20110304_213350_000000483100_00115_47112_4885.N1	04-MAR-2011 21:33:50	Bright	47.500	130	23Bet Dra	2.7990	5800.0	95	47112	No
240	GOM_NL__2PRFIN20110304_213705_000000373100_00115_47112_4886.N1	04-MAR-2011 21:37:05	Bright	36.500	144	18Del Cyg	2.8600	11000.	73	47112	No
241	GOM_NL__2PRFIN20110304_213912_000000433100_00115_47112_4887.N1	04-MAR-2011 21:39:12	Bright	42.500	5	3Alp Lyr	0.033000	11000.	85	47112	No
242	GOM_NL__2PRFIN20110304_214705_000000403100_00115_47112_4888.N1	04-MAR-2011 21:47:05	Bright	40.000	168	17Zet Aql	2.9860	11000.	80	47112	No
243	GOM_NL__2PRFIN20110304_215700_000000443100_00115_47112_4889.N1	04-MAR-2011 21:57:00	Dark	43.500	155	41Pi Sgr	2.9000	6600.0	87	47112	No
244	GOM_NL__2PRFIN20110304_215852_000000453100_00115_47112_4890.N1	04-MAR-2011 21:58:52	Dark	45.000	57	34Sig Sgr	2.0660	26000.	90	47112	No
245	GOM_NL__2PRFIN20110304_220204_000000473100_00115_47112_4891.N1	04-MAR-2011 22:02:04	Dark	46.500	38	20Eps Sgr	1.8360	11000.	93	47112	No
246	GOM_NL__2PRFIN20110304_220507_000000493100_00115_47112_4892.N1	04-MAR-2011 22:05:07	Dark	48.500	25	35Lam Sco	1.6200	28000.	97	47112	No
247	GOM_NL__2PRFIN20110304_221506_000000443100_00116_47113_4871.N1	04-MAR-2011 22:15:06	Dark	43.500	4	Alp1Cen	-0.010000	5800.0	87	47113	No
248	GOM_NL__2PRFIN20110304_221624_000000473100_00116_47113_4872.N1	04-MAR-2011 22:16:24	Dark	46.500	10	Bet Cen	0.61000	28000.	93	47113	No
249	GOM_NL__2PRFIN20110304_221817_000000453100_00116_47113_4873.N1	04-MAR-2011 22:18:17	Dark	44.500	77	Eps Cen	2.3030	28000.	89	47113	No
250	GOM_NL__2PRFIN20110304_221954_000000543100_00116_47113_4874.N1	04-MAR-2011 22:19:54	Dark	54.000	26	Gam Cru	1.6240	2900.0	108	47113	No
251	GOM_NL__2PRFIN20110304_222124_000000443100_00116_47113_4875.N1	04-MAR-2011 22:21:24	Dark	44.000	64	Gam Cen	2.2000	10600.	88	47113	No
252	GOM_NL__2PRFIN20110304_222306_000000583100_00116_47113_4876.N1	04-MAR-2011 22:23:06	Straylight	57.500	123	lot Cen	2.7500	10200.	115	47113	No
253	GOM_NL__2PRFIN20110304_224227_000000413100_00116_47113_4877.N1	04-MAR-2011 22:42:27	Bright	41.000	22	32Alp Leo	1.3600	15200.	82	47113	No
254	GOM_NL__2PRFIN20110304_224456_000000433100_00116_47113_4878.N1	04-MAR-2011 22:44:56	Bright	42.500	51	41Gam1Leo	2.0100	4500.0	85	47113	No
255	GOM_NL__2PRFIN20110304_224624_000000453100_00116_47113_4879.N1	04-MAR-2011 22:46:24	Bright	45.000	96	68Del Leo	2.5600	9300.0	90	47113	No
256	GOM_NL__2PRFIN20110304_225330_000000443100_00116_47113_4880.N1	04-MAR-2011 22:53:30	Bright	43.500	174	52Psi UMa	3.0040	4400.0	87	47113	No
257	GOM_NL__2PRFIN20110304_225623_000000393100_00116_47113_4881.N1	04-MAR-2011 22:56:23	Bright	39.000	82	48Bet UMa	2.3650	10600.	78	47113	No
258	GOM_NL__2PRFIN20110304_225746_000000413100_00116_47113_4882.N1	04-MAR-2011 22:57:46	Bright	40.500	36	50Alp UMa	1.8000	6300.0	81	47113	No
259	GOM_NL__2PRFIN20110304_230457_000000433100_00116_47113_4883.N1	04-MAR-2011 23:04:57	Bright	42.500	60	7Bet UMi	2.0810	3950.0	85	47113	No
260	GOM_NL__2PRFIN20110304_230930_000000453100_00116_47113_4884.N1	04-MAR-2011 23:09:30	Bright	44.500	119	14Eta Dra	2.7270	4700.0	89	47113	No
261	GOM_NL__2PRFIN20110304_231404_000000473100_00116_47113_4885.N1	04-MAR-2011 23:14:04	Bright	46.500	130	23Bet Dra	2.7990	5800.0	93	47113	No
262	GOM_NL__2PRFIN20110304_231719_000000413100_00116_47113_4886.N1	04-MAR-2011 23:17:19	Bright	40.500	144	18Del Cyg	2.8600	11000.	81	47113	No
263	GOM_NL__2PRFIN20110304_231926_000000463100_00116_47113_4887.N1	04-MAR-2011 23:19:26	Bright	45.500	5	3Alp Lyr	0.033000	11000.	91	47113	No
264	GOM_NL__2PRFIN20110304_232720_000000423100_00116_47113_4888.N1	04-MAR-2011 23:27:20	Bright	41.500	168	17Zet Aql	2.9860	11000.	83	47113	No
265	GOM_NL__2PRFIN20110304_233714_000000453100_00116_47113_4889.N1	04-MAR-2011 23:37:14	Dark	44.500	155	41Pi Sgr	2.9000	6600.0	89	47113	No
266	GOM_NL__2PRFIN20110304_233907_000000463100_00116_47113_4890.N1	04-MAR-2011 23:39:07	Dark	45.500	57	34Sig Sgr	2.0660	26000.	91	47113	No
267	GOM_NL__2PRFIN20110304_234219_000000493100_00116_47113_4891.N1	04-MAR-2011 23:42:19	Dark	49.000	38	20Eps Sgr	1.8360	11000.	98	47113	No
268	GOM_NL__2PRFIN20110304_234522_000000493100_00116_47113_4892.N1	04-MAR-2011 23:45:22	Dark	48.500	25	35Lam Sco	1.6200	28000.	97	47113	No
269	GOM_NL__2PRFIN20110304_235521_000000503100_00117_47114_4871.N1	04-MAR-2011 23:55:21	Dark	50.000	4	Alp1Cen	-0.010000	5800.0	100	47114	No
270	GOM_NL__2PRFIN20110304_235638_000000523100_00117_47114_4872.N1	04-MAR-2011 23:56:38	Dark	52.000	10	Bet Cen	0.61000	28000.	104	47114	No
271	GOM_NL__2PRFIN20110304_235831_000000423100_00117_47114_4873.N1	04-MAR-2011 23:58:31	Dark	42.000	77	Eps Cen	2.3030	28000.	84	47114	No

### 3. Quality information per product

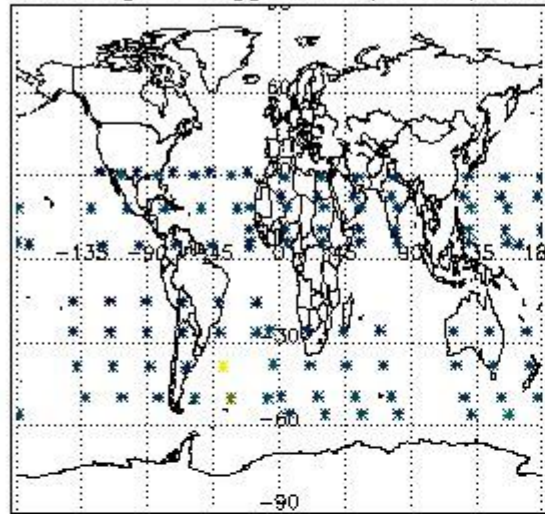
In this section it is plotted some information contained in the Quality Summary data set of the level 2 products. Only products in dark limb conditions and without errors (error flag in the MPH set to "0") are used.

3.1 Plot quality information per product (time dependant)

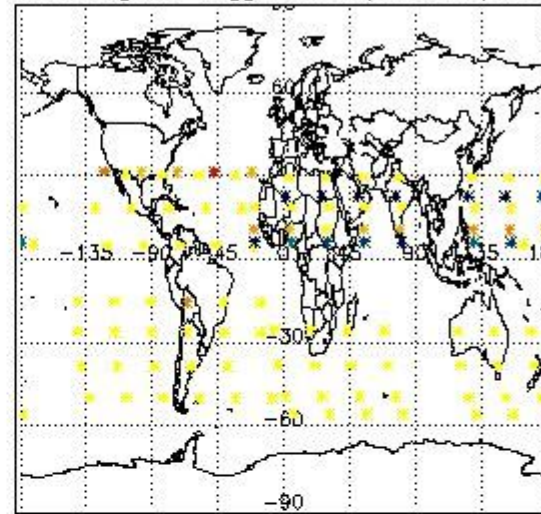


3.2 Plot quality information per product (world map)

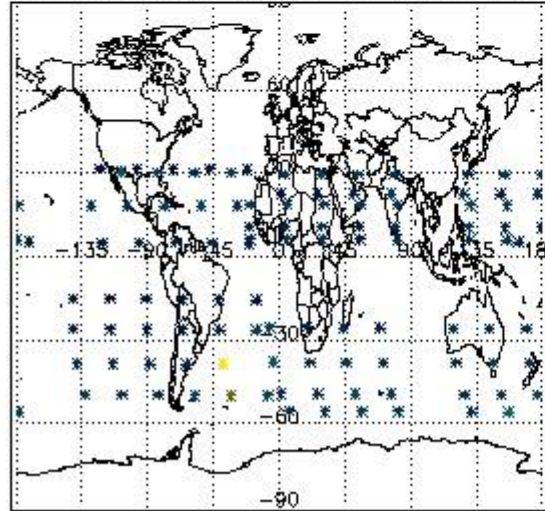
Percentage of flagged data per O3 profile




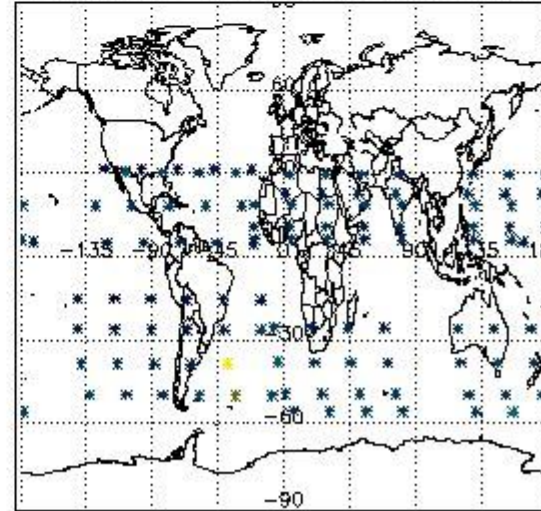
Percentage of flagged data per H2O profile



Percentage of flagged data per NO2 profile



Percentage of flagged data per NO3 profile



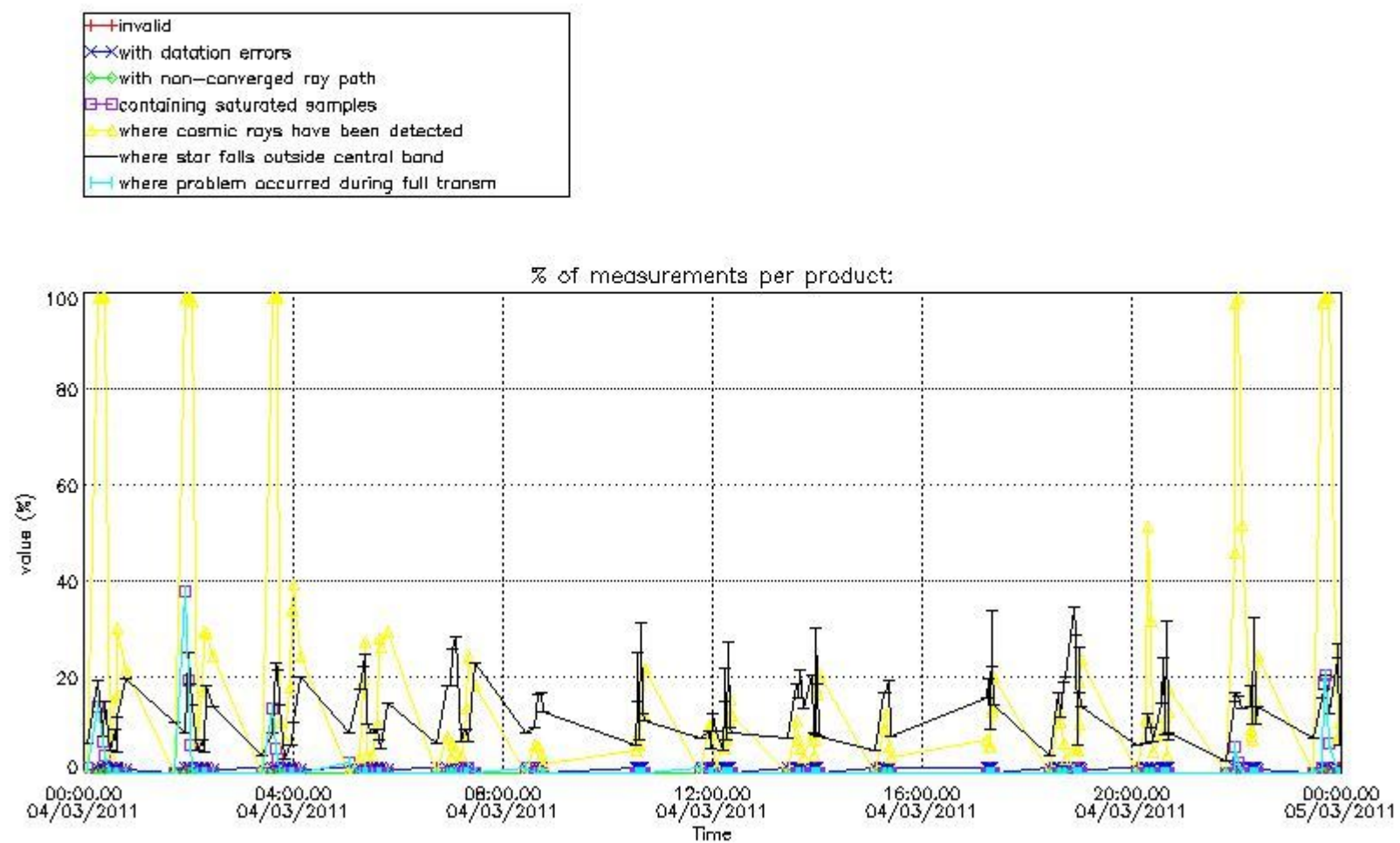
#### 4. Level 1 quality information per product

In this section it is plotted some information contained in the Quality Summary data set of the level 2 products that comes from the level 1b processing. Products without errors (error flag in the MPH set to "0") are used.

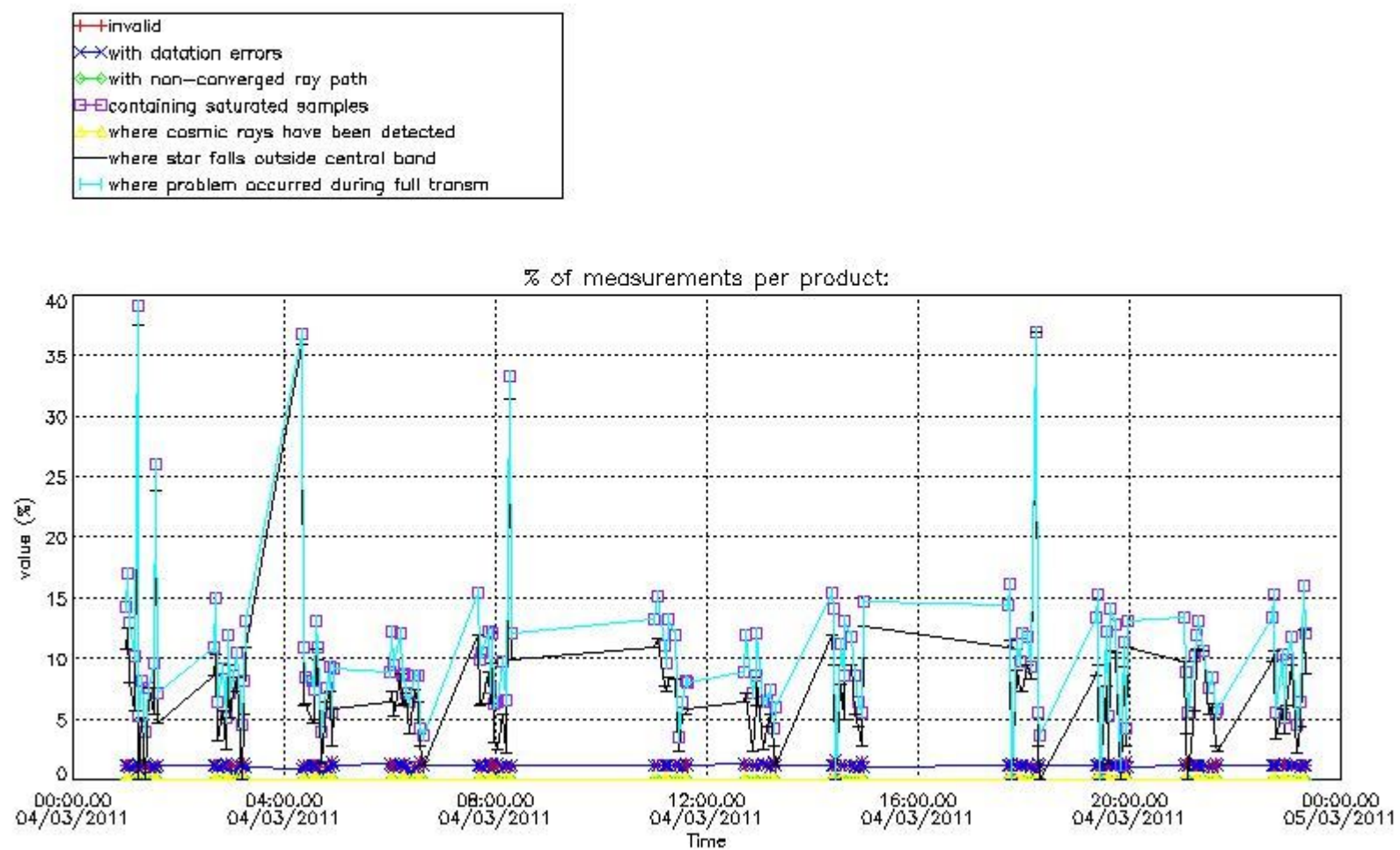
##### 4.1 Plot quality information per product (time dependant) coming from level 1b processing

##### 4.1.1 Plot level 1 quality information per product (time dependant): ENVISAT ASCENDING passes



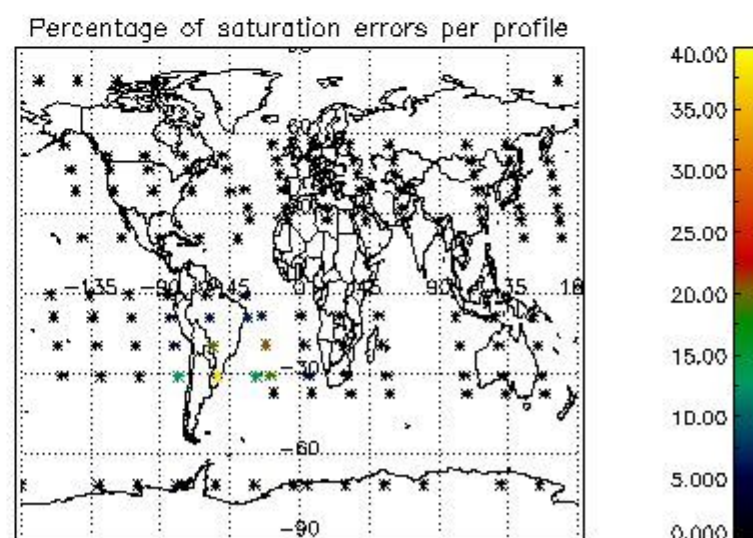
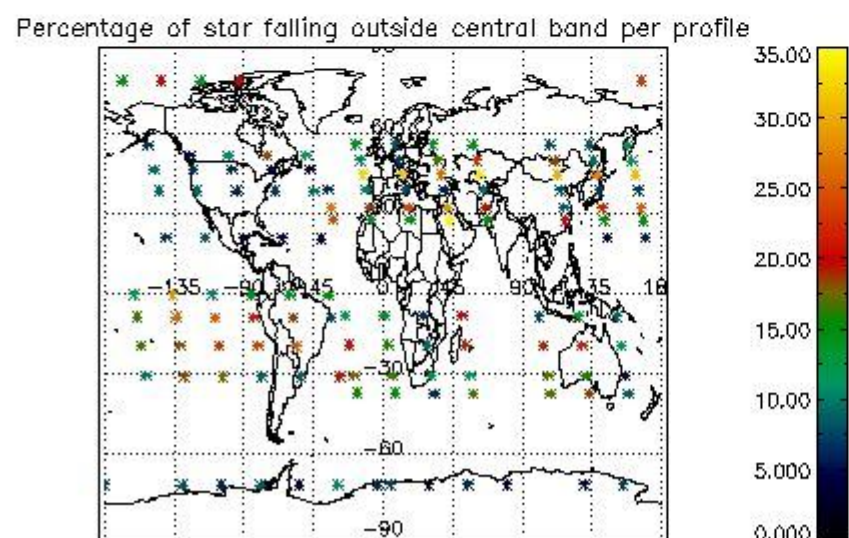
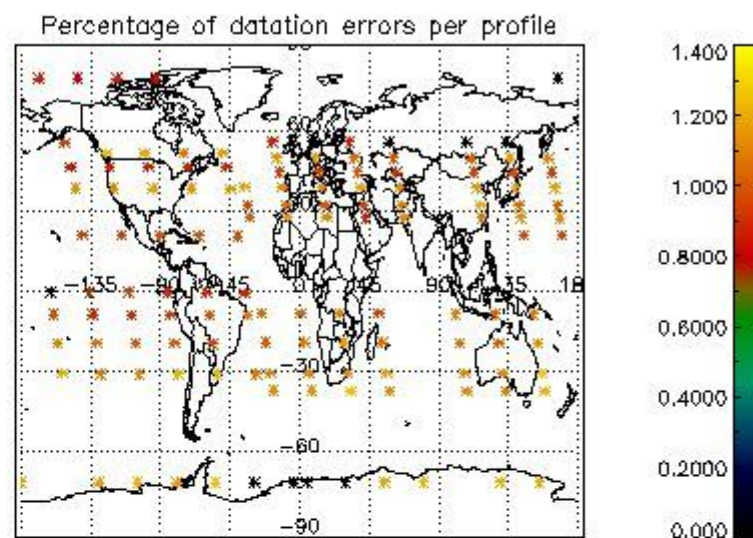
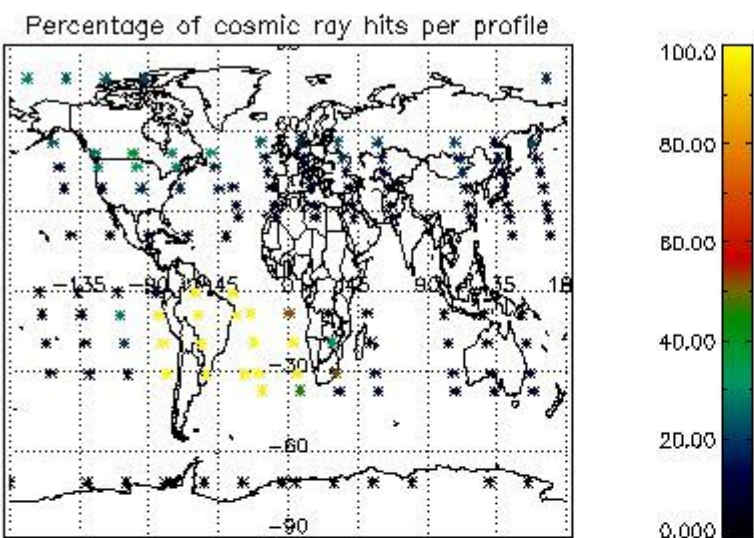


4.1.2 Plot level 1 quality information per product (time dependant): ENVI SAT DESCENDING passes

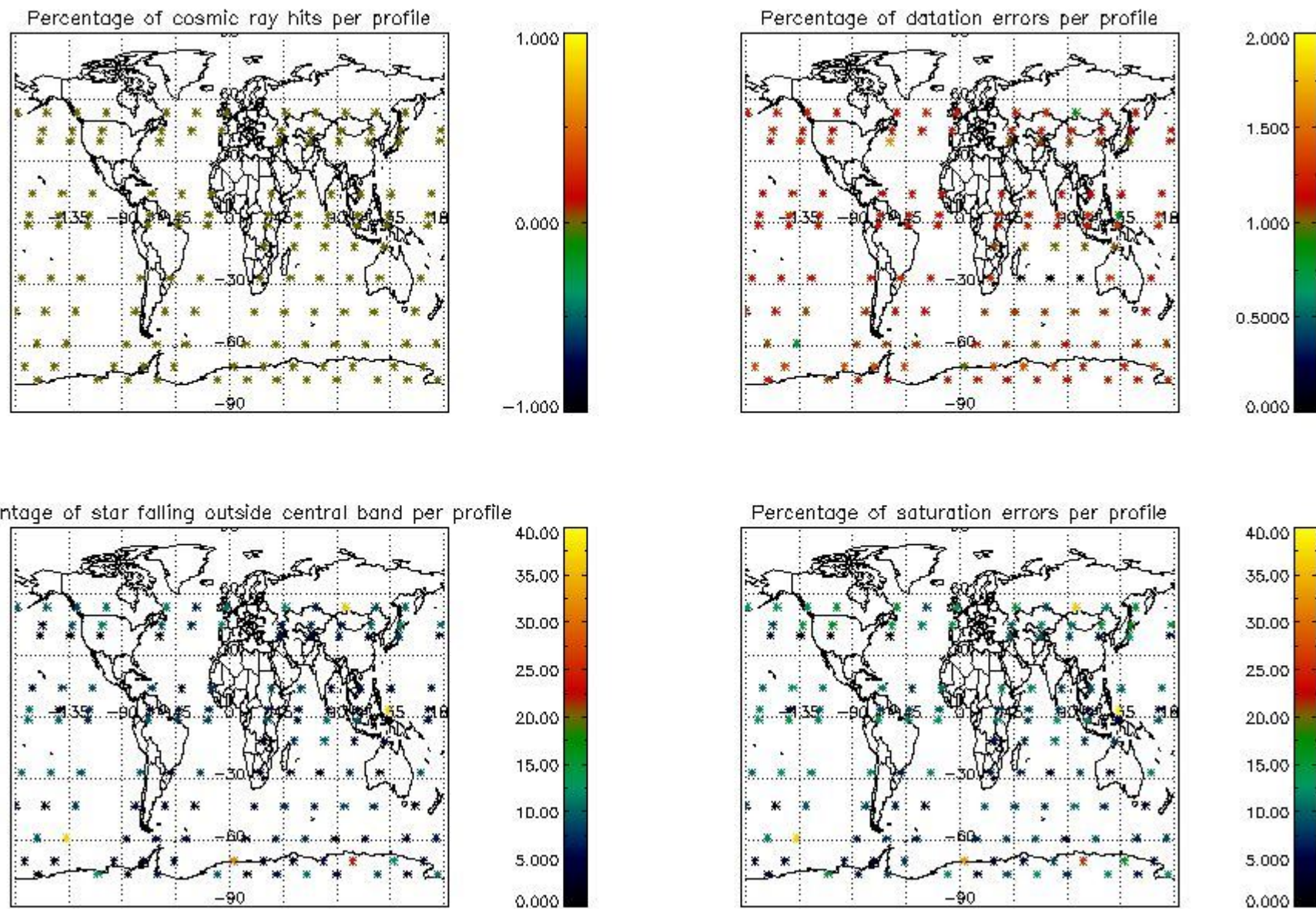


4.2 Plot quality information per product coming from level 1b processing (world map)

4.2.1 Plot level 1 quality information per product (world map): ENVISAT ASCENDING passes



4.2.2 Plot level 1 quality information per product (world map): ENVISAT DESCENDING passes



## 5. Trace gas profiles

### 5.1 Ozone statistics based on quality of products

The final quality of the products can be "measured" using the STD (Standard Deviation) attached to every point profile. This information is written to the parameter GOM\_NL\_\_2P/NL\_LOCAL\_SPECIES\_DENSITY/o3\_std of the level 2 products. The table below shows the statistics for given STD ranges.

The statistics are given with respect to the overall valid production:

- Products without fatal errors: GOM\_NL\_\_2P/MPH/PRODUCT\_ERR=0
- Valid point profile: GOM\_NL\_\_2P/NL\_LOCAL\_SPECIES\_DENSITY/pcd(0)=0

The 'Criteria' is applied to valid points of dark limb products:

- Products in dark limb illumination condition: GOM\_NL\_\_2P/NL\_SUMMARY\_QUALITY/obs\_ill\_cond=0
- Products without fatal errors: GOM\_NL\_\_2P/MPH/PRODUCT\_ERR=0
- Valid point profile: GOM\_NL\_\_2P/NL\_LOCAL\_SPECIES\_DENSITY/pcd(0)=0

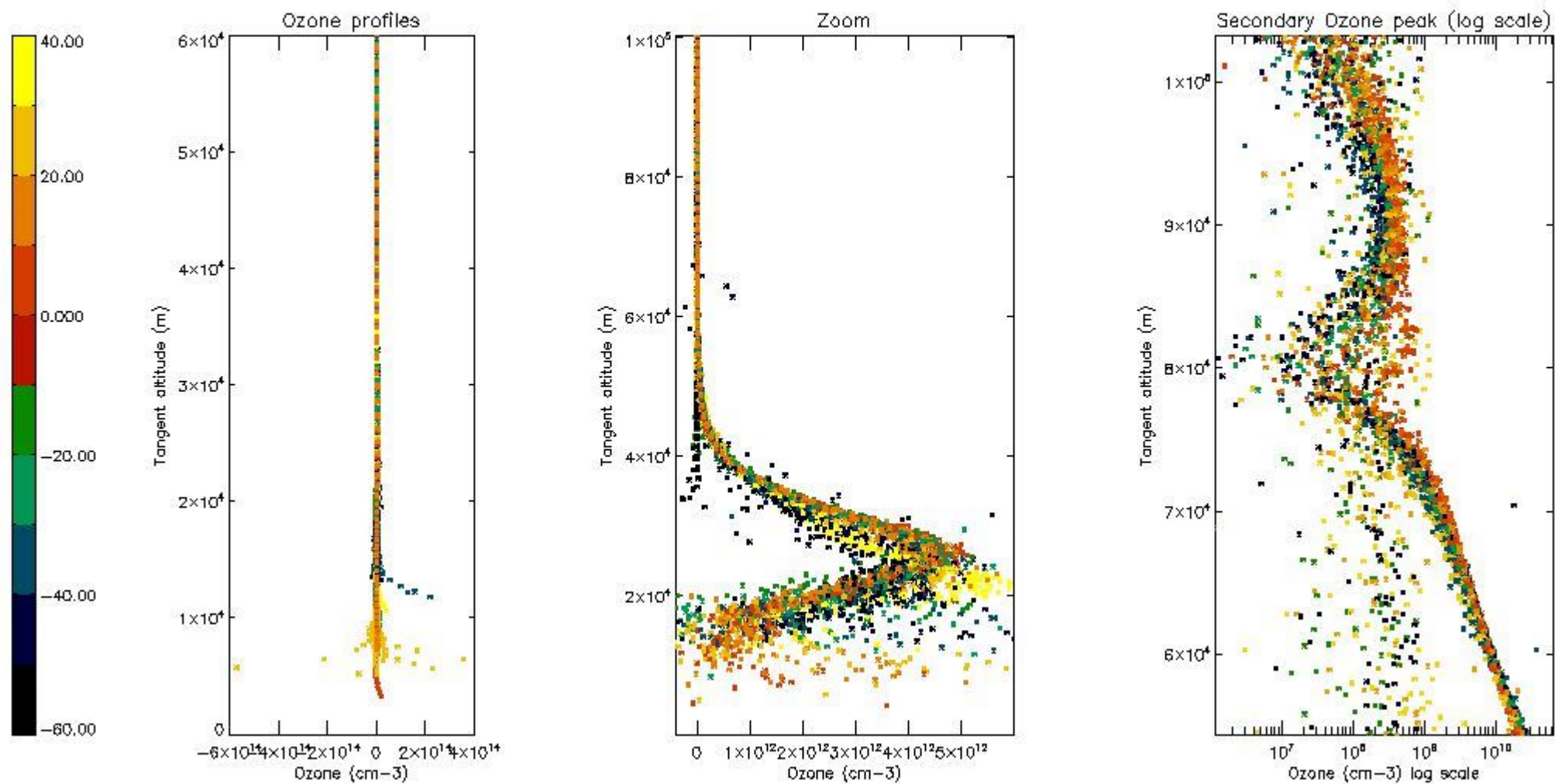
So, the table below shows the percentage of dark limb and valid observations for each criteria with respect to the overall valid daily observations.

Criteria	% of total production
All STD	43
STD < 20	23

STD < 10	18
STD < 5	12

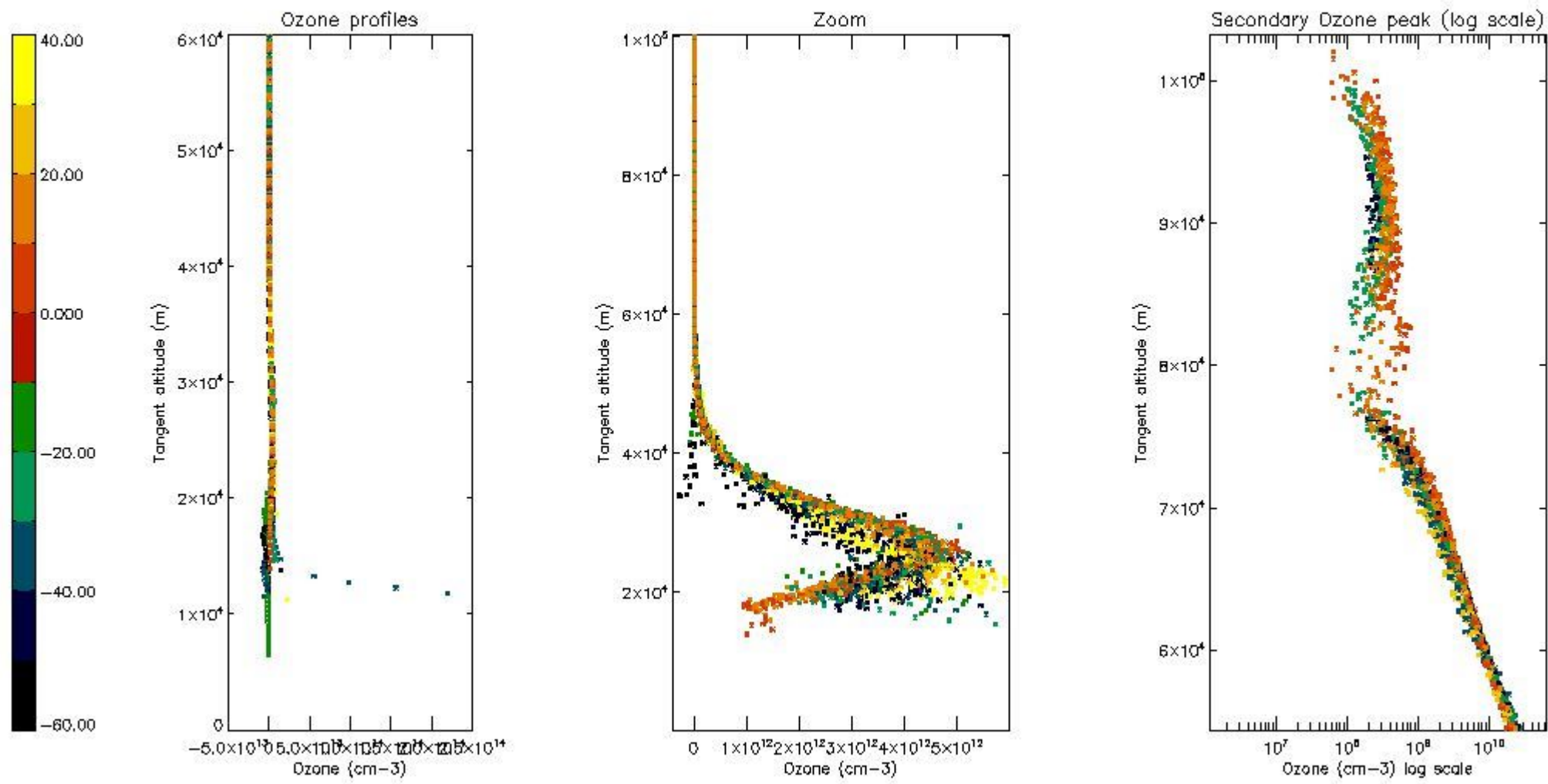
5.2 Plot ozone profiles for all STD (dark without errors)

The colorbar represents the latitude.



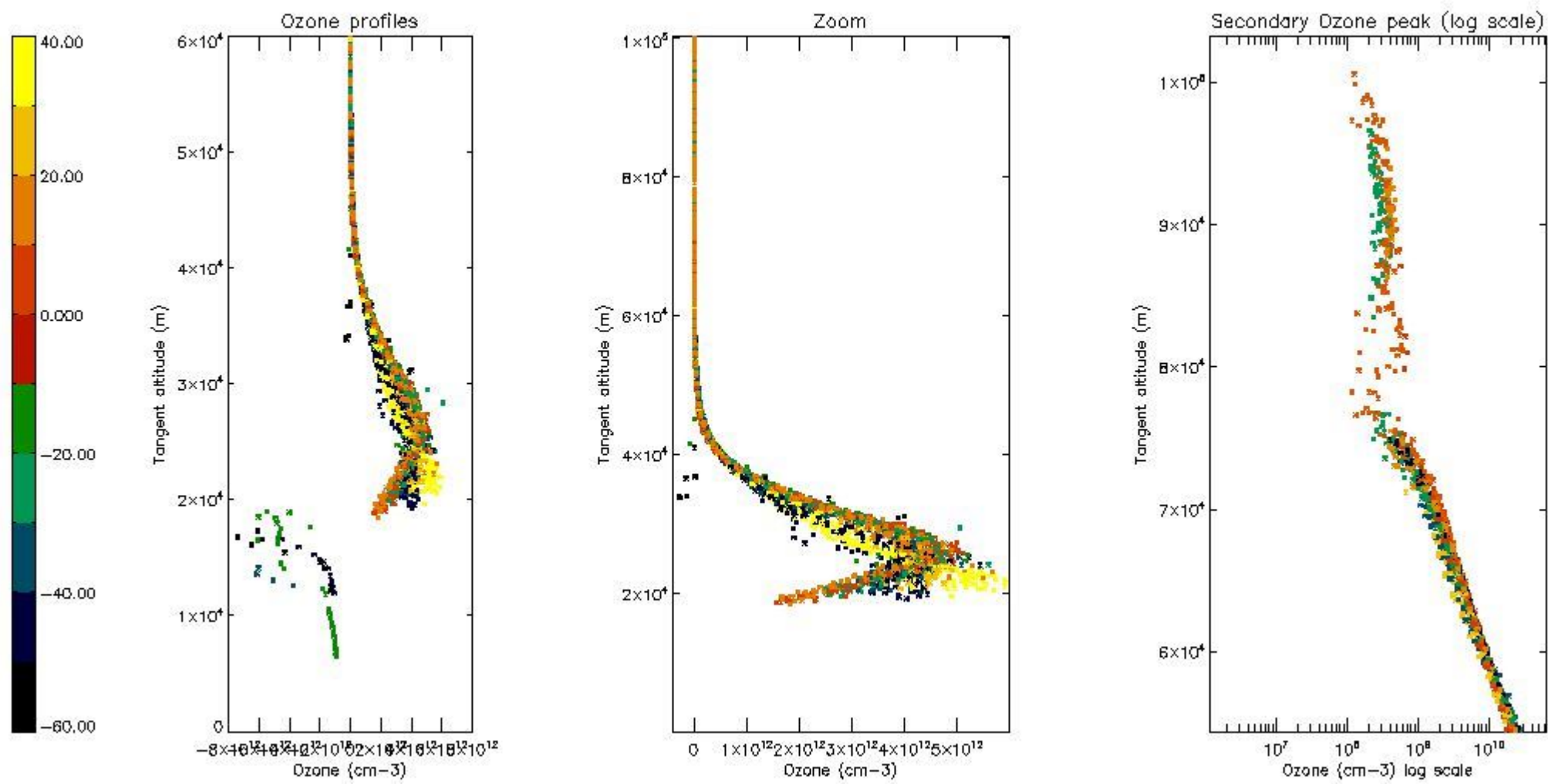
5.3 Plot ozone profiles where STD < 20% (dark without errors)

The colorbar represents the latitude.



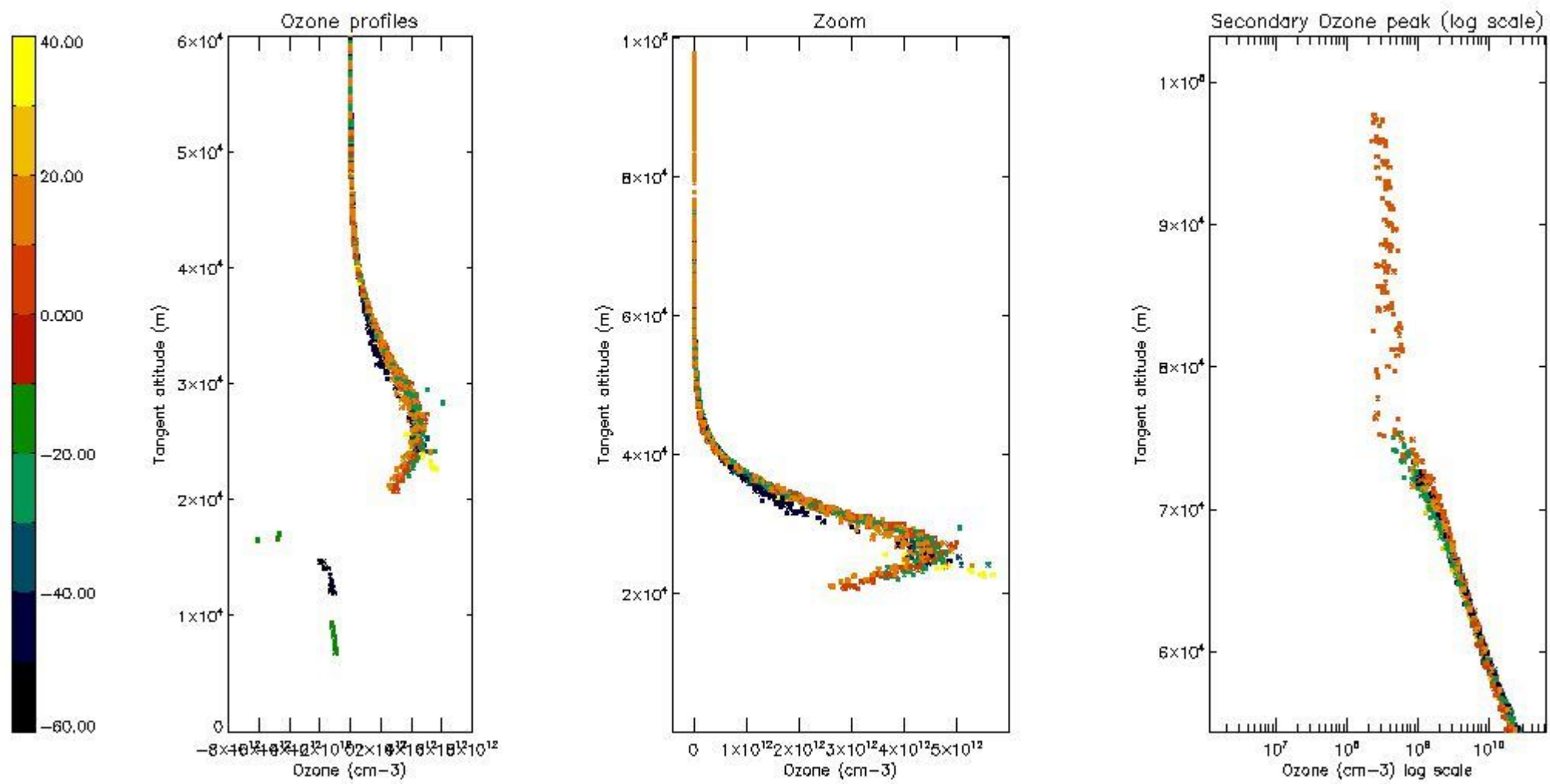
5.4 Plot ozone profiles where  $STD < 10\%$  (dark without errors)

The colorbar represents the latitude.



*5.5 Plot ozone profiles where STD < 5% (dark without errors)*

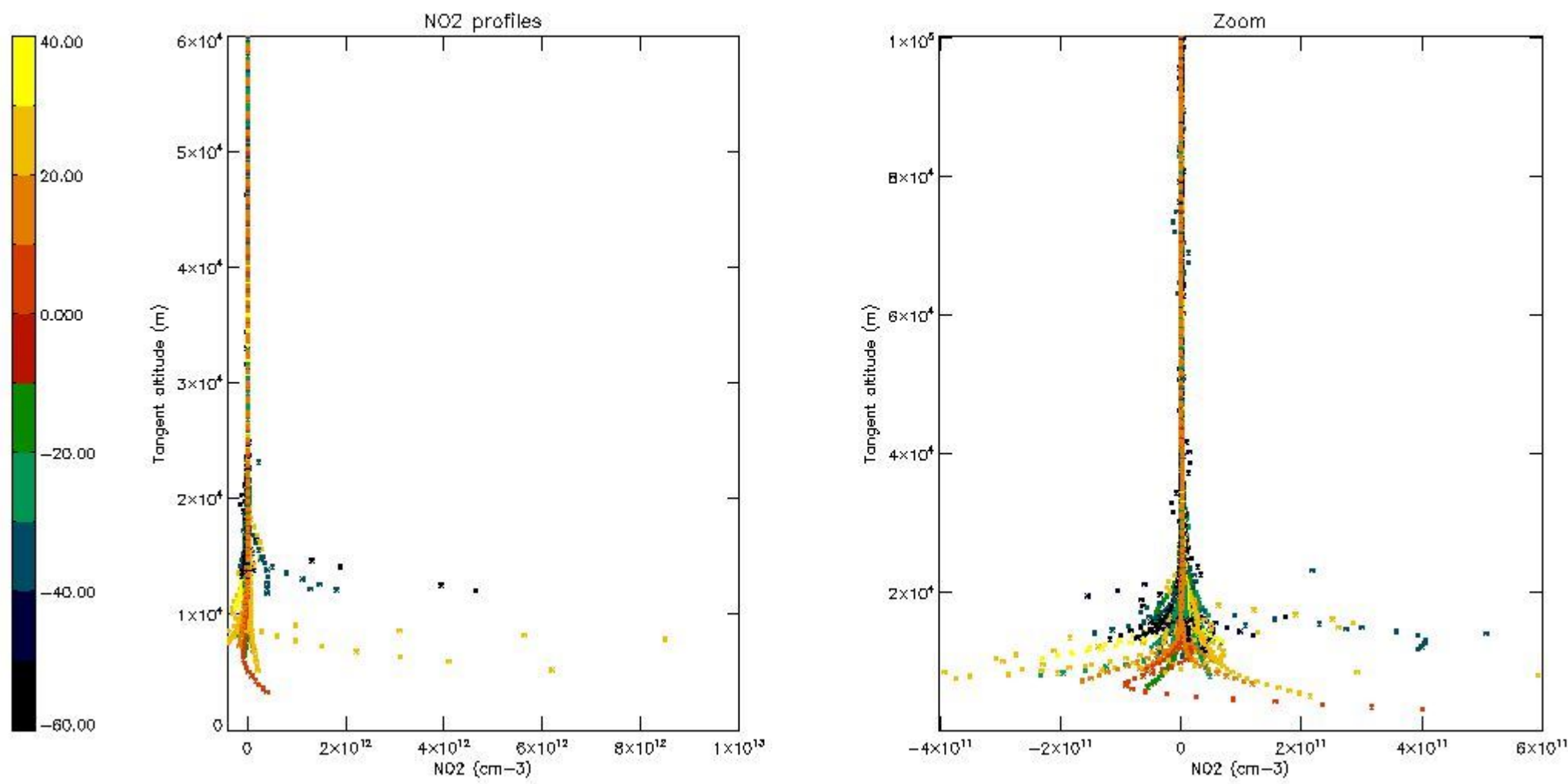
The colorbar represents the latitude.



*5.6 Plot NO<sub>2</sub> profiles for all STD (dark without errors)*

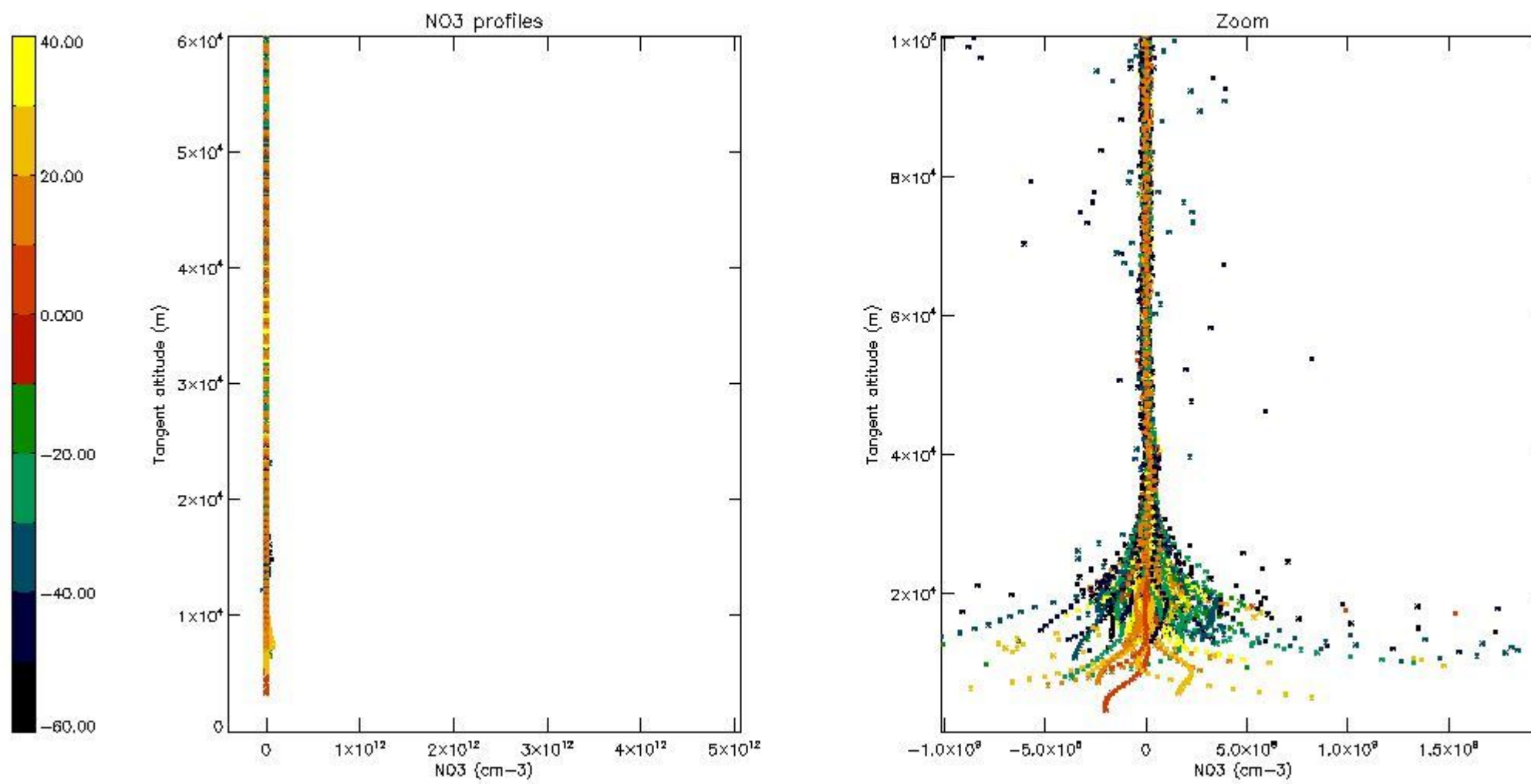
The colorbar represents the latitude.





*5.7 Plot NO3 profiles for all STD (dark without errors)*

The colorbar represents the latitude.



## 6. Auxiliary Data Files used for the production reported in section 2

The number reported in the third column indicates since which file (see list in section 2) the corresponding auxiliary file has been used. The fourth column is the date of those product files.

Type	Auxiliary Filename	Used since product	Used since product date
INST_PHYS_CHARACTERISTICS	GOM_INS_AXVIEC20091111_143220_20030716_120000_20500101_000000	1	04-MAR-2011 00:03:58
LEVEL-2_PROC_CONFIG	GOM_PR2_AXVIEC20091111_152718_20020301_000000_20500101_000000	1	04-MAR-2011 00:03:58
CROSS_SECTIONS_FILE	GOM_CRS_AXVIEC20091111_154832_20020301_000000_20500101_000000	1	04-MAR-2011 00:03:58

# GOMOS Level 2 Daily Report

## SUMMARY

### [1. General Info](#)

### [2. Summary of processed GOM\\_NL\\_2P products](#)

### [3. Level 2 Quality information per product](#)

#### [3.1 Plot of level 2 quality information per product \(time dependant\)](#)

#### [3.2 Plot of level 2 quality information per product \(world map\)](#)

### [4. Level 1 Quality information per product \(stored on level 2 products\)](#)

#### [4.1 Plot of level 1 quality information per product \(time dependant\)](#)

##### [4.1.1 Plot of level 1 quality information per product \(time dependant\): ASCENDING](#)

##### [4.1.2 Plot of level 1 quality information per product \(time dependant\): DESCENDING](#)

#### [4.2 Plot of level 1 quality information per product \(world map\)](#)

##### [4.2.1 Plot of level 1 quality information per product \(world map\): ASCENDING](#)

##### [4.2.2 Plot of level 1 quality information per product \(world map\): DESCENDING](#)

### [5. Ozone profiles based on quality statistics and other trace gas profiles](#)

#### [5.1 Ozone statistics based on quality of products](#)

#### [5.2 Plot ozone profiles for all STD \(dark without errors\)](#)

#### [5.3 Plot ozone profiles where STD < 20% \(dark without errors\)](#)

#### [5.4. Plot ozone profiles where STD < 10% \(dark without errors\)](#)

#### [5.5. Plot ozone profiles where STD < 5% \(dark without errors\)](#)

#### [5.6 Plot NO2 profiles for all STD \(dark without errors\)](#)

#### [5.7 Plot NO3 profiles for all STD \(dark without errors\)](#)

#### [5.8 Plot H2O profiles \(only for occultations of stars 1,2,3,4,13,14,16,26,63 dark without errors\) for all STD](#)

### [6. Auxiliary Data Files used for the production reported in section 2](#)

This report presents the daily analysis on parameters extracted from GOMOS level 2 data (GOM\_NL\_\_2P). It is intended to monitor some important parameters that will impact the quality of these products. A list of level 2 products (and content) that have arrived during the reporting day to the PCF is also given.

Item	Value
Time of report generation	24APR2013 10:53:47
Data source version	GOMOS/6.01
Start time of products	04-03-2011 (04MAR2011 00:00:00)
Stop time of products	05-03-2011 (05MAR2011 00:00:00)
Store outputs in DB	Yes
Nb of level 2 prods	271
Nb of prods with errors	0

## 2. Summary of processed GOM\_NL\_\_2P products.

Nr	Filename	UTC Start time	Limb	Duration	Star Id	Star Name	Star Mag	Star Temp	Nb Meas	Orbit	Prod. error
1	GOM_NL__2PRFIN20110304_000358_000000413100_00102_47099_4916.N1	04-MAR-2011 00:03:58	Bright	41.000	168	17Zet Aql	2.9860	11000.	82	47099	No
2	GOM_NL__2PRFIN20110304_001542_000000473100_00102_47099_4917.N1	04-MAR-2011 00:15:42	Dark	46.500	57	34Sig Sgr	2.0660	26000.	93	47099	No
3	GOM_NL__2PRFIN20110304_002153_000000463100_00102_47099_4918.N1	04-MAR-2011 00:21:53	Dark	46.000	25	35Lam Sco	1.6200	28000.	92	47099	No
4	GOM_NL__2PRFIN20110304_002413_000000573100_00102_47099_4919.N1	04-MAR-2011 00:24:13	Dark	56.500	75	26Eps Sco	2.2910	4250.0	113	47099	No
5	GOM_NL__2PRFIN20110304_003006_000000523100_00103_47100_4989.N1	04-MAR-2011 00:30:06	Dark	51.500	131	Gam Lup	2.8000	26000.	103	47100	No
6	GOM_NL__2PRFIN20110304_003506_000000453100_00103_47100_4990.N1	04-MAR-2011 00:35:06	Dark	44.500	77	Eps Cen	2.3030	28000.	89	47100	No
7	GOM_NL__2PRFIN20110304_003720_000000583100_00103_47100_4991.N1	04-MAR-2011 00:37:20	Dark	58.000	54	5The Cen	2.0550	4500.0	116	47100	No
8	GOM_NL__2PRFIN20110304_003852_000000433100_00103_47100_4992.N1	04-MAR-2011 00:38:52	Dark	43.000	99	Del Cen	2.5750	26000.	86	47100	No
9	GOM_NL__2PRFIN20110304_004733_000000613100_00103_47100_4993.N1	04-MAR-2011 00:47:33	Straylight	61.000	171	2Eps Crv	3.0010	4250.0	122	47100	No
10	GOM_NL__2PRFIN20110304_005926_000000423100_00103_47100_4994.N1	04-MAR-2011 00:59:26	Bright	42.000	22	32Alp Leo	1.3600	15200.	84	47100	No
11	GOM_NL__2PRFIN20110304_010157_000000443100_00103_47100_4995.N1	04-MAR-2011 01:01:57	Bright	44.000	51	41Gam1Leo	2.0100	4500.0	88	47100	No
12	GOM_NL__2PRFIN20110304_010329_000000503100_00103_47100_4996.N1	04-MAR-2011 01:03:29	Bright	50.000	96	68Del Leo	2.5600	9300.0	100	47100	No
13	GOM_NL__2PRFIN20110304_011035_000000453100_00103_47100_4997.N1	04-MAR-2011 01:10:35	Bright	44.500	174	52Psi UMa	3.0040	4400.0	89	47100	No
14	GOM_NL__2PRFIN20110304_011327_000000603100_00103_47100_4998.N1	04-MAR-2011 01:13:27	Bright	60.000	82	48Bet UMa	2.3650	10600.	120	47100	No
15	GOM_NL__2PRFIN20110304_011449_000000383100_00103_47100_4999.N1	04-MAR-2011 01:14:49	Bright	38.000	36	50Alp UMa	1.8000	6300.0	76	47100	No
16	GOM_NL__2PRFIN20110304_011740_000000493100_00103_47100_5000.N1	04-MAR-2011 01:17:40	Bright	49.000	32	77Eps UMa	1.7630	11000.	98	47100	No
17	GOM_NL__2PRFIN20110304_012200_000000393100_00103_47100_5001.N1	04-MAR-2011 01:22:00	Bright	38.500	60	7Bet UMi	2.0810	3950.0	77	47100	No
18	GOM_NL__2PRFIN20110304_012634_000000473100_00103_47100_5002.N1	04-MAR-2011 01:26:34	Bright	46.500	119	14Eta Dra	2.7270	4700.0	93	47100	No
19	GOM_NL__2PRFIN20110304_013105_000000473100_00103_47100_5003.N1	04-MAR-2011 01:31:05	Bright	47.000	130	23Bet Dra	2.7990	5800.0	94	47100	No
20	GOM_NL__2PRFIN20110304_013416_000000463100_00103_47100_5004.N1	04-MAR-2011 01:34:16	Bright	46.000	144	18Del Cyg	2.8600	11000.	92	47100	No
21	GOM_NL__2PRFIN20110304_013623_000000433100_00103_47100_5005.N1	04-MAR-2011 01:36:23	Bright	42.500	5	3Alp Lyr	0.033000	11000.	85	47100	No
22	GOM_NL__2PRFIN20110304_014413_000000433100_00103_47100_5006.N1	04-MAR-2011 01:44:13	Bright	43.000	168	17Zet Aql	2.9860	11000.	86	47100	No
23	GOM_NL__2PRFIN20110304_015557_000000413100_00103_47100_5007.N1	04-MAR-2011 01:55:57	Dark	41.000	57	34Sig Sgr	2.0660	26000.	82	47100	No
24	GOM_NL__2PRFIN20110304_015908_000000523100_00103_47100_5008.N1	04-MAR-2011 01:59:08	Dark	51.500	38	20Eps Sgr	1.8360	11000.	103	47100	No
25	GOM_NL__2PRFIN20110304_020208_000000523100_00103_47100_5009.N1	04-MAR-2011 02:02:08	Dark	51.500	25	35Lam Sco	1.6200	28000.	103	47100	No
26	GOM_NL__2PRFIN20110304_020428_000000563100_00103_47100_5010.N1	04-MAR-2011 02:04:28	Dark	56.000	75	26Eps Sco	2.2910	4250.0	112	47100	No
27	GOM_NL__2PRFIN20110304_021022_000000513100_00104_47101_4989.N1	04-MAR-2011 02:10:22	Dark	51.000	131	Gam Lup	2.8000	26000.	102	47101	No
28	GOM_NL__2PRFIN20110304_021520_000000443100_00104_47101_4990.N1	04-MAR-2011 02:15:20	Dark	43.500	77	Eps Cen	2.3030	28000.	87	47101	No
29	GOM_NL__2PRFIN20110304_021735_000000583100_00104_47101_4991.N1	04-MAR-2011 02:17:35	Dark	58.000	54	5The Cen	2.0550	4500.0	116	47101	No
30	GOM_NL__2PRFIN20110304_021907_000000473100_00104_47101_4992.N1	04-MAR-2011 02:19:07	Dark	46.500	99	Del Cen	2.5750	26000.	93	47101	No
31	GOM_NL__2PRFIN20110304_022747_000000583100_00104_47101_4993.N1	04-MAR-2011 02:27:47	Straylight	57.500	171	2Eps Crv	3.0010	4250.0	115	47101	No
32	GOM_NL__2PRFIN20110304_023940_000000413100_00104_47101_4994.N1	04-MAR-2011 02:39:40	Bright	41.000	22	32Alp Leo	1.3600	15200.	82	47101	No
33	GOM_NL__2PRFIN20110304_024211_000000443100_00104_47101_4995.N1	04-MAR-2011 02:42:11	Bright	43.500	51	41Gam1Leo	2.0100	4500.0	87	47101	No
34	GOM_NL__2PRFIN20110304_024342_000000473100_00104_47101_4996.N1	04-MAR-2011 02:43:42	Bright	47.000	96	68Del Leo	2.5600	9300.0	94	47101	No
35	GOM_NL__2PRFIN20110304_025048_000000443100_00104_47101_4997.N1	04-MAR-2011 02:50:48	Bright	44.000	174	52Psi UMa	3.0040	4400.0	88	47101	No
36	GOM_NL__2PRFIN20110304_025340_000000403100_00104_47101_4998.N1	04-MAR-2011 02:53:40	Bright	39.500	82	48Bet UMa	2.3650	10600.	79	47101	No
37	GOM_NL__2PRFIN20110304_025503_000000423100_00104_47101_4999.N1	04-MAR-2011 02:55:03	Bright	42.000	36	50Alp UMa	1.8000	6300.0	84	47101	No
38	GOM_NL__2PRFIN20110304_025753_000000493100_00104_47101_5000.N1	04-MAR-2011 02:57:53	Bright	49.000	32	77Eps UMa	1.7630	11000.	98	47101	No
39	GOM_NL__2PRFIN20110304_030213_000000413100_00104_47101_5001.N1	04-MAR-2011 03:02:13	Bright	41.000	60	7Bet UMi	2.0810	3950.0	82	47101	No
40	GOM_NL__2PRFIN20110304_030648_000000483100_00104_47101_5002.N1	04-MAR-2011 03:06:48	Bright	47.500	119	14Eta Dra	2.7270	4700.0	95	47101	No
41	GOM_NL__2PRFIN20110304_031119_000000453100_00104_47101_5003.N1	04-MAR-2011 03:11:19	Bright	44.500	130	23Bet Dra	2.7990	5800.0	89	47101	No
42	GOM_NL__2PRFIN20110304_031430_000000373100_00104_47101_5004.N1	04-MAR-2011 03:14:30	Bright	37.000	144	18Del Cyg	2.8600	11000.	74	47101	No

43	GOM_NL__2PRFIN20110304_031637_000000463100_00104_47101_5005.N1	04-MAR-2011 03:16:37	Bright	46.000	5	3Alp Lyr	0.033000	11000.	92	47101	No
44	GOM_NL__2PRFIN20110304_032427_000000403100_00104_47101_5006.N1	04-MAR-2011 03:24:27	Bright	40.000	168	17Zet Aql	2.9860	11000.	80	47101	No
45	GOM_NL__2PRFIN20110304_033612_000000413100_00104_47101_5007.N1	04-MAR-2011 03:36:12	Dark	41.000	57	34Sig Sgr	2.0660	26000.	82	47101	No
46	GOM_NL__2PRFIN20110304_033922_000000503100_00104_47101_5008.N1	04-MAR-2011 03:39:22	Dark	50.000	38	20Eps Sgr	1.8360	11000.	100	47101	No
47	GOM_NL__2PRFIN20110304_034223_000000543100_00104_47101_5009.N1	04-MAR-2011 03:42:23	Dark	54.000	25	35Lam Sco	1.6200	28000.	108	47101	No
48	GOM_NL__2PRFIN20110304_034443_000000563100_00104_47101_5010.N1	04-MAR-2011 03:44:43	Dark	56.000	75	26Eps Sco	2.2910	4250.0	112	47101	No
49	GOM_NL__2PRFIN20110304_035037_000000513100_00105_47102_4989.N1	04-MAR-2011 03:50:37	Dark	50.500	131	Gam Lup	2.8000	26000.	101	47102	No
50	GOM_NL__2PRFIN20110304_035535_000000433100_00105_47102_4990.N1	04-MAR-2011 03:55:35	Dark	42.500	77	Eps Cen	2.3030	28000.	85	47102	No
51	GOM_NL__2PRFIN20110304_035750_000000593100_00105_47102_4991.N1	04-MAR-2011 03:57:50	Dark	59.000	54	5The Cen	2.0550	4500.0	118	47102	No
52	GOM_NL__2PRFIN20110304_035921_000000423100_00105_47102_4992.N1	04-MAR-2011 03:59:21	Dark	42.000	99	Del Cen	2.5750	26000.	84	47102	No
53	GOM_NL__2PRFIN20110304_040802_000000623100_00105_47102_4993.N1	04-MAR-2011 04:08:02	Straylight	62.000	171	2Eps Crv	3.0010	4250.0	124	47102	No
54	GOM_NL__2PRFIN20110304_041954_000000573100_00105_47102_4994.N1	04-MAR-2011 04:19:54	Bright	57.000	22	32Alp Leo	1.3600	15200.	114	47102	No
55	GOM_NL__2PRFIN20110304_042225_000000413100_00105_47102_4995.N1	04-MAR-2011 04:22:25	Bright	41.000	51	41Gam1Leo	2.0100	4500.0	82	47102	No
56	GOM_NL__2PRFIN20110304_042356_000000483100_00105_47102_4996.N1	04-MAR-2011 04:23:56	Bright	47.500	96	68Del Leo	2.5600	9300.0	95	47102	No
57	GOM_NL__2PRFIN20110304_043102_000000433100_00105_47102_4997.N1	04-MAR-2011 04:31:02	Bright	43.000	174	52Psi UMa	3.0040	4400.0	86	47102	No
58	GOM_NL__2PRFIN20110304_043354_000000413100_00105_47102_4998.N1	04-MAR-2011 04:33:54	Bright	40.500	82	48Bet UMa	2.3650	10600.	81	47102	No
59	GOM_NL__2PRFIN20110304_043517_000000423100_00105_47102_4999.N1	04-MAR-2011 04:35:17	Bright	42.000	36	50Alp UMa	1.8000	6300.0	84	47102	No
60	GOM_NL__2PRFIN20110304_043807_000000513100_00105_47102_5000.N1	04-MAR-2011 04:38:07	Bright	50.500	32	77Eps UMa	1.7630	11000.	101	47102	No
61	GOM_NL__2PRFIN20110304_044227_000000383100_00105_47102_5001.N1	04-MAR-2011 04:42:27	Bright	38.000	60	7Bet UMi	2.0810	3950.0	76	47102	No
62	GOM_NL__2PRFIN20110304_044702_000000473100_00105_47102_5002.N1	04-MAR-2011 04:47:02	Bright	46.500	119	14Eta Dra	2.7270	4700.0	93	47102	No
63	GOM_NL__2PRFIN20110304_045133_000000483100_00105_47102_5003.N1	04-MAR-2011 04:51:33	Bright	48.000	130	23Bet Dra	2.7990	5800.0	96	47102	No
64	GOM_NL__2PRFIN20110304_045445_000000363100_00105_47102_5004.N1	04-MAR-2011 04:54:45	Bright	36.000	144	18Del Cyg	2.8600	11000.	72	47102	No
65	GOM_NL__2PRFIN20110304_045651_000000443100_00105_47102_5005.N1	04-MAR-2011 04:56:51	Bright	43.500	5	3Alp Lyr	0.033000	11000.	87	47102	No
66	GOM_NL__2PRFIN20110304_050441_000000433100_00105_47102_5006.N1	04-MAR-2011 05:04:41	Bright	42.500	168	17Zet Aql	2.9860	11000.	85	47102	No
67	GOM_NL__2PRFIN20110304_051626_000000463100_00105_47102_5007.N1	04-MAR-2011 05:16:26	Dark	45.500	57	34Sig Sgr	2.0660	26000.	91	47102	No
68	GOM_NL__2PRFIN20110304_051937_000000503100_00105_47102_5008.N1	04-MAR-2011 05:19:37	Dark	49.500	38	20Eps Sgr	1.8360	11000.	99	47102	No
69	GOM_NL__2PRFIN20110304_052238_000000573100_00105_47102_5009.N1	04-MAR-2011 05:22:38	Dark	56.500	25	35Lam Sco	1.6200	28000.	113	47102	No
70	GOM_NL__2PRFIN20110304_052459_000000543100_00105_47102_5010.N1	04-MAR-2011 05:24:59	Dark	54.000	75	26Eps Sco	2.2910	4250.0	108	47102	No
71	GOM_NL__2PRFIN20110304_053052_000000543100_00106_47103_4989.N1	04-MAR-2011 05:30:52	Dark	53.500	131	Gam Lup	2.8000	26000.	107	47103	No
72	GOM_NL__2PRFIN20110304_053550_000000453100_00106_47103_4990.N1	04-MAR-2011 05:35:50	Dark	44.500	77	Eps Cen	2.3030	28000.	89	47103	No
73	GOM_NL__2PRFIN20110304_053805_000000593100_00106_47103_4991.N1	04-MAR-2011 05:38:05	Dark	59.000	54	5The Cen	2.0550	4500.0	118	47103	No
74	GOM_NL__2PRFIN20110304_053936_000000403100_00106_47103_4992.N1	04-MAR-2011 05:39:36	Dark	40.000	99	Del Cen	2.5750	26000.	80	47103	No
75	GOM_NL__2PRFIN20110304_054816_000000583100_00106_47103_4993.N1	04-MAR-2011 05:48:16	Straylight	58.000	171	2Eps Crv	3.0010	4250.0	116	47103	No
76	GOM_NL__2PRFIN20110304_060008_000000403100_00106_47103_4994.N1	04-MAR-2011 06:00:08	Bright	39.500	22	32Alp Leo	1.3600	15200.	79	47103	No
77	GOM_NL__2PRFIN20110304_060239_000000413100_00106_47103_4995.N1	04-MAR-2011 06:02:39	Bright	41.000	51	41Gam1Leo	2.0100	4500.0	82	47103	No
78	GOM_NL__2PRFIN20110304_060410_000000483100_00106_47103_4996.N1	04-MAR-2011 06:04:10	Bright	47.500	96	68Del Leo	2.5600	9300.0	95	47103	No
79	GOM_NL__2PRFIN20110304_061115_000000463100_00106_47103_4997.N1	04-MAR-2011 06:11:15	Bright	45.500	174	52Psi UMa	3.0040	4400.0	91	47103	No
80	GOM_NL__2PRFIN20110304_061408_000000413100_00106_47103_4998.N1	04-MAR-2011 06:14:08	Bright	40.500	82	48Bet UMa	2.3650	10600.	81	47103	No
81	GOM_NL__2PRFIN20110304_061530_000000403100_00106_47103_4999.N1	04-MAR-2011 06:15:30	Bright	40.000	36	50Alp UMa	1.8000	6300.0	80	47103	No
82	GOM_NL__2PRFIN20110304_061820_000000493100_00106_47103_5000.N1	04-MAR-2011 06:18:20	Bright	49.000	32	77Eps UMa	1.7630	11000.	98	47103	No
83	GOM_NL__2PRFIN20110304_062241_000000403100_00106_47103_5001.N1	04-MAR-2011 06:22:41	Bright	39.500	60	7Bet UMi	2.0810	3950.0	79	47103	No
84	GOM_NL__2PRFIN20110304_062715_000000473100_00106_47103_5002.N1	04-MAR-2011 06:27:15	Bright	47.000	119	14Eta Dra	2.7270	4700.0	94	47103	No
85	GOM_NL__2PRFIN20110304_063147_000000473100_00106_47103_5003.N1	04-MAR-2011 06:31:47	Bright	47.000	130	23Bet Dra	2.7990	5800.0	94	47103	No
86	GOM_NL__2PRFIN20110304_063459_000000363100_00106_47103_5004.N1	04-MAR-2011 06:34:59	Bright	35.500	144	18Del Cyg	2.8600	11000.	71	47103	No
87	GOM_NL__2PRFIN20110304_063706_000000423100_00106_47103_5005.N1	04-MAR-2011 06:37:06	Bright	41.500	5	3Alp Lyr	0.033000	11000.	83	47103	No
88	GOM_NL__2PRFIN20110304_064456_000000413100_00106_47103_5006.N1	04-MAR-2011 06:44:56	Bright	41.000	168	17Zet Aql	2.9860	11000.	82	47103	No
89	GOM_NL__2PRFIN20110304_065641_000000473100_00106_47103_5007.N1	04-MAR-2011 06:56:41	Dark	46.500	57	34Sig Sgr	2.0660	26000.	93	47103	No
90	GOM_NL__2PRFIN20110304_065952_000000473100_00106_47103_5008.N1	04-MAR-2011 06:59:52	Dark	47.000	38	20Eps Sgr	1.8360	11000.	94	47103	No
91	GOM_NL__2PRFIN20110304_070253_000000573100_00106_47103_5009.N1	04-MAR-2011 07:02:53	Dark	56.500	25	35Lam Sco	1.6200	28000.	113	47103	No
92	GOM_NL__2PRFIN20110304_070514_000000673100_00106_47103_5010.N1	04-MAR-2011 07:05:14	Dark	67.000	75	26Eps Sco	2.2910	4250.0	134	47103	No
93	GOM_NL__2PRFIN20110304_071108_000000533100_00107_47104_5009.N1	04-MAR-2011 07:11:08	Dark	53.000	131	Gam Lup	2.8000	26000.	106	47104	No
94	GOM_NL__2PRFIN20110304_071605_000000443100_00107_47104_5010.N1	04-MAR-2011 07:16:05	Dark	44.000	77	Eps Cen	2.3030	28000.	88	47104	No
95	GOM_NL__2PRFIN20110304_071820_000000603100_00107_47104_5011.N1	04-MAR-2011 07:18:20	Dark	60.000	54	5The Cen	2.0550	4500.0	120	47104	No
96	GOM_NL__2PRFIN20110304_072053_000000533100_00107_47104_5012.N1	04-MAR-2011 07:20:53	Straylight	53.000	123	1ot Cen	2.7500	10200.	106	47104	No
97	GOM_NL__2PRFIN20110304_072830_000000633100_00107_47104_5013.N1	04-MAR-2011 07:28:30	Straylight	63.000	171	2Eps Crv	3.0010	4250.0	126	47104	No
98	GOM_NL__2PRFIN20110304_074022_000000423100_00107_47104_5014.N1	04-MAR-2011 07:40:22	Bright	42.000	22	32Alp Leo	1.3600	15200.	84	47104	No
99	GOM_NL__2PRFIN20110304_074253_000000413100_00107_47104_5015.N1	04-MAR-2011 07:42:53	Bright	40.500	51	41Gam1Leo	2.0100	4500.0	81	47104	No
100	GOM_NL__2PRFIN20110304_074423_000000483100_00107_47104_5016.N1	04-MAR-2011 07:44:23	Bright	48.000	96	68Del Leo	2.5600	9300.0	96	47104	No
101	GOM_NL__2PRFIN20110304_075129_000000453100_00107_47104_5017.N1	04-MAR-2011 07:51:29	Bright	45.000	174	52Psi UMa	3.0040	4400.0	90	47104	No

102	GOM_NL__2PRFIN20110304_075422_000000403100_00107_47104_5018.N1	04-MAR-2011 07:54:22	Bright	40.000	82	48Bet UMa	2.3650	10600.	80	47104	No
103	GOM_NL__2PRFIN20110304_075544_000000423100_00107_47104_5019.N1	04-MAR-2011 07:55:44	Bright	41.500	36	50Alp UMa	1.8000	6300.0	83	47104	No
104	GOM_NL__2PRFIN20110304_075833_000000483100_00107_47104_5020.N1	04-MAR-2011 07:58:33	Bright	48.000	32	77Eps UMa	1.7630	11000.	96	47104	No
105	GOM_NL__2PRFIN20110304_080254_000000403100_00107_47104_5021.N1	04-MAR-2011 08:02:54	Bright	39.500	60	7Bet UMi	2.0810	3950.0	79	47104	No
106	GOM_NL__2PRFIN20110304_080729_000000473100_00107_47104_5022.N1	04-MAR-2011 08:07:29	Bright	46.500	119	14Eta Dra	2.7270	4700.0	93	47104	No
107	GOM_NL__2PRFIN20110304_081200_000000463100_00107_47104_5023.N1	04-MAR-2011 08:12:00	Bright	45.500	130	23Bet Dra	2.7990	5800.0	91	47104	No
108	GOM_NL__2PRFIN20110304_081513_000000513100_00107_47104_5024.N1	04-MAR-2011 08:15:13	Bright	51.000	144	18Del Cyg	2.8600	11000.	102	47104	No
109	GOM_NL__2PRFIN20110304_081719_000000463100_00107_47104_5025.N1	04-MAR-2011 08:17:19	Bright	45.500	5	3Alp Lyr	0.033000	11000.	91	47104	No
110	GOM_NL__2PRFIN20110304_082510_000000433100_00107_47104_5026.N1	04-MAR-2011 08:25:10	Bright	42.500	168	17Zet Aql	2.9860	11000.	85	47104	No
111	GOM_NL__2PRFIN20110304_083655_000000423100_00107_47104_5027.N1	04-MAR-2011 08:36:55	Dark	42.000	57	34Sig Sgr	2.0660	26000.	84	47104	No
112	GOM_NL__2PRFIN20110304_084007_000000463100_00107_47104_5028.N1	04-MAR-2011 08:40:07	Dark	46.000	38	20Eps Sgr	1.8360	11000.	92	47104	No
113	GOM_NL__2PRFIN20110304_084308_000000513100_00107_47104_5029.N1	04-MAR-2011 08:43:08	Dark	51.000	25	35Lam Sco	1.6200	28000.	102	47104	No
114	GOM_NL__2PRFIN20110304_084529_000000553100_00107_47104_2821.N1	04-MAR-2011 08:45:29	Dark	54.500	75	26Eps Sco	2.2910	4250.0	109	47104	No
115	GOM_NL__2PRFIN20110304_103138_000000523100_00109_47106_2840.N1	04-MAR-2011 10:31:38	Dark	52.000	131	Gam Lup	2.8000	26000.	104	47106	No
116	GOM_NL__2PRFIN20110304_103324_000000443100_00109_47106_2841.N1	04-MAR-2011 10:33:24	Dark	44.000	4	Alp1Cen	-0.010000	5800.0	88	47106	No
117	GOM_NL__2PRFIN20110304_103442_000000503100_00109_47106_2842.N1	04-MAR-2011 10:34:42	Dark	50.000	10	Bet Cen	0.61000	28000.	100	47106	No
118	GOM_NL__2PRFIN20110304_103634_000000433100_00109_47106_2843.N1	04-MAR-2011 10:36:34	Dark	43.000	77	Eps Cen	2.3030	28000.	86	47106	No
119	GOM_NL__2PRFIN20110304_103813_000000533100_00109_47106_2844.N1	04-MAR-2011 10:38:13	Dark	53.000	26	Gam Cru	1.6240	2900.0	106	47106	No
120	GOM_NL__2PRFIN20110304_103942_000000453100_00109_47106_2845.N1	04-MAR-2011 10:39:42	Dark	45.000	64	Gam Cen	2.2000	10600.	90	47106	No
121	GOM_NL__2PRFIN20110304_104123_000000553100_00109_47106_2846.N1	04-MAR-2011 10:41:23	Straylight	55.000	123	lot Cen	2.7500	10200.	110	47106	No
122	GOM_NL__2PRFIN20110304_110050_000000423100_00109_47106_2847.N1	04-MAR-2011 11:00:50	Bright	41.500	22	32Alp Leo	1.3600	15200.	83	47106	No
123	GOM_NL__2PRFIN20110304_110320_000000433100_00109_47106_2848.N1	04-MAR-2011 11:03:20	Bright	43.000	51	41Gam1Leo	2.0100	4500.0	86	47106	No
124	GOM_NL__2PRFIN20110304_111155_000000453100_00109_47106_2849.N1	04-MAR-2011 11:11:55	Bright	45.000	174	52Psi UMa	3.0040	4400.0	90	47106	No
125	GOM_NL__2PRFIN20110304_111448_000000423100_00109_47106_2850.N1	04-MAR-2011 11:14:48	Bright	41.500	82	48Bet UMa	2.3650	10600.	83	47106	No
126	GOM_NL__2PRFIN20110304_111611_000000423100_00109_47106_2851.N1	04-MAR-2011 11:16:11	Bright	41.500	36	50Alp UMa	1.8000	6300.0	83	47106	No
127	GOM_NL__2PRFIN20110304_112322_000000423100_00109_47106_2852.N1	04-MAR-2011 11:23:22	Bright	42.000	60	7Bet UMi	2.0810	3950.0	84	47106	No
128	GOM_NL__2PRFIN20110304_112756_000000443100_00109_47106_2853.N1	04-MAR-2011 11:27:56	Bright	43.500	119	14Eta Dra	2.7270	4700.0	87	47106	No
129	GOM_NL__2PRFIN20110304_113228_000000473100_00109_47106_2854.N1	04-MAR-2011 11:32:28	Bright	47.000	130	23Bet Dra	2.7990	5800.0	94	47106	No
130	GOM_NL__2PRFIN20110304_113541_000000373100_00109_47106_2855.N1	04-MAR-2011 11:35:41	Bright	37.000	144	18Del Cyg	2.8600	11000.	74	47106	No
131	GOM_NL__2PRFIN20110304_113748_000000443100_00109_47106_2856.N1	04-MAR-2011 11:37:48	Bright	43.500	5	3Alp Lyr	0.033000	11000.	87	47106	No
132	GOM_NL__2PRFIN20110304_114539_000000423100_00109_47106_2857.N1	04-MAR-2011 11:45:39	Bright	42.000	168	17Zet Aql	2.9860	11000.	84	47106	No
133	GOM_NL__2PRFIN20110304_115533_000000413100_00109_47106_2858.N1	04-MAR-2011 11:55:33	Dark	40.500	155	41Pi Sgr	2.9000	6600.0	81	47106	No
134	GOM_NL__2PRFIN20110304_115725_000000403100_00109_47106_2859.N1	04-MAR-2011 11:57:25	Dark	39.500	57	34Sig Sgr	2.0660	26000.	79	47106	No
135	GOM_NL__2PRFIN20110304_120036_000000443100_00109_47106_2860.N1	04-MAR-2011 12:00:36	Dark	44.000	38	20Eps Sgr	1.8360	11000.	88	47106	No
136	GOM_NL__2PRFIN20110304_120337_000000463100_00109_47106_2861.N1	04-MAR-2011 12:03:37	Dark	46.000	25	35Lam Sco	1.6200	28000.	92	47106	No
137	GOM_NL__2PRFIN20110304_121153_000000523100_00110_47107_2871.N1	04-MAR-2011 12:11:53	Dark	51.500	131	Gam Lup	2.8000	26000.	103	47107	No
138	GOM_NL__2PRFIN20110304_121339_000000443100_00110_47107_2872.N1	04-MAR-2011 12:13:39	Dark	44.000	4	Alp1Cen	-0.010000	5800.0	88	47107	No
139	GOM_NL__2PRFIN20110304_121456_000000493100_00110_47107_2873.N1	04-MAR-2011 12:14:56	Dark	48.500	10	Bet Cen	0.61000	28000.	97	47107	No
140	GOM_NL__2PRFIN20110304_121649_000000433100_00110_47107_2874.N1	04-MAR-2011 12:16:49	Dark	43.000	77	Eps Cen	2.3030	28000.	86	47107	No
141	GOM_NL__2PRFIN20110304_121827_000000513100_00110_47107_2875.N1	04-MAR-2011 12:18:27	Dark	51.000	26	Gam Cru	1.6240	2900.0	102	47107	No
142	GOM_NL__2PRFIN20110304_121957_000000433100_00110_47107_2876.N1	04-MAR-2011 12:19:57	Dark	43.000	64	Gam Cen	2.2000	10600.	86	47107	No
143	GOM_NL__2PRFIN20110304_122138_000000543100_00110_47107_2877.N1	04-MAR-2011 12:21:38	Straylight	53.500	123	lot Cen	2.7500	10200.	107	47107	No
144	GOM_NL__2PRFIN20110304_124104_000000403100_00110_47107_2878.N1	04-MAR-2011 12:41:04	Bright	39.500	22	32Alp Leo	1.3600	15200.	79	47107	No
145	GOM_NL__2PRFIN20110304_124333_000000423100_00110_47107_2879.N1	04-MAR-2011 12:43:33	Bright	42.000	51	41Gam1Leo	2.0100	4500.0	84	47107	No
146	GOM_NL__2PRFIN20110304_125209_000000423100_00110_47107_2880.N1	04-MAR-2011 12:52:09	Bright	42.000	174	52Psi UMa	3.0040	4400.0	84	47107	No
147	GOM_NL__2PRFIN20110304_125502_000000413100_00110_47107_2881.N1	04-MAR-2011 12:55:02	Bright	41.000	82	48Bet UMa	2.3650	10600.	82	47107	No
148	GOM_NL__2PRFIN20110304_125625_000000423100_00110_47107_2882.N1	04-MAR-2011 12:56:25	Bright	41.500	36	50Alp UMa	1.8000	6300.0	83	47107	No
149	GOM_NL__2PRFIN20110304_130335_000000403100_00110_47107_2883.N1	04-MAR-2011 13:03:35	Bright	39.500	60	7Bet UMi	2.0810	3950.0	79	47107	No
150	GOM_NL__2PRFIN20110304_130809_000000463100_00110_47107_2884.N1	04-MAR-2011 13:08:09	Bright	45.500	119	14Eta Dra	2.7270	4700.0	91	47107	No
151	GOM_NL__2PRFIN20110304_131241_000000473100_00110_47107_2885.N1	04-MAR-2011 13:12:41	Bright	47.000	130	23Bet Dra	2.7990	5800.0	94	47107	No
152	GOM_NL__2PRFIN20110304_131555_000000363100_00110_47107_2886.N1	04-MAR-2011 13:15:55	Bright	36.000	144	18Del Cyg	2.8600	11000.	72	47107	No
153	GOM_NL__2PRFIN20110304_131802_000000423100_00110_47107_2887.N1	04-MAR-2011 13:18:02	Bright	42.000	5	3Alp Lyr	0.033000	11000.	84	47107	No
154	GOM_NL__2PRFIN20110304_132553_000000423100_00110_47107_2888.N1	04-MAR-2011 13:25:53	Bright	41.500	168	17Zet Aql	2.9860	11000.	83	47107	No
155	GOM_NL__2PRFIN20110304_133547_000000463100_00110_47107_2889.N1	04-MAR-2011 13:35:47	Dark	45.500	155	41Pi Sgr	2.9000	6600.0	91	47107	No
156	GOM_NL__2PRFIN20110304_133739_000000453100_00110_47107_2890.N1	04-MAR-2011 13:37:39	Dark	44.500	57	34Sig Sgr	2.0660	26000.	89	47107	No
157	GOM_NL__2PRFIN20110304_134050_000000493100_00110_47107_2891.N1	04-MAR-2011 13:40:50	Dark	49.000	38	20Eps Sgr	1.8360	11000.	98	47107	No
158	GOM_NL__2PRFIN20110304_134352_000000493100_00110_47107_2892.N1	04-MAR-2011 13:43:52	Dark	48.500	25	35Lam Sco	1.6200	28000.	97	47107	No
159	GOM_NL__2PRFIN20110304_135353_000000473100_00111_47108_2905.N1	04-MAR-2011 13:53:53	Dark	47.000	4	Alp1Cen	-0.010000	5800.0	94	47108	No
160	GOM_NL__2PRFIN20110304_135511_000000423100_00111_47108_2906.N1	04-MAR-2011 13:55:11	Dark	41.500	10	Bet Cen	0.61000	28000.	83	47108	No

161	GOM_NL__2PRFIN20110304_135703_000000443100_00111_47108_2907.N1	04-MAR-2011 13:57:03	Dark	43.500	77	Eps Cen	2.3030	28000.	87	47108	No
162	GOM_NL__2PRFIN20110304_135841_000000533100_00111_47108_2908.N1	04-MAR-2011 13:58:41	Dark	53.000	26	Gam Cru	1.6240	2900.0	106	47108	No
163	GOM_NL__2PRFIN20110304_140012_000000493100_00111_47108_2909.N1	04-MAR-2011 14:00:12	Dark	49.000	64	Gam Cen	2.2000	10600.	98	47108	No
164	GOM_NL__2PRFIN20110304_140152_000000533100_00111_47108_2910.N1	04-MAR-2011 14:01:52	Straylight	53.000	123	lot Cen	2.7500	10200.	106	47108	No
165	GOM_NL__2PRFIN20110304_142118_000000423100_00111_47108_2911.N1	04-MAR-2011 14:21:18	Bright	42.000	22	32Alp Leo	1.3600	15200.	84	47108	No
166	GOM_NL__2PRFIN20110304_142347_000000433100_00111_47108_2912.N1	04-MAR-2011 14:23:47	Bright	42.500	51	41Gam1Leo	2.0100	4500.0	85	47108	No
167	GOM_NL__2PRFIN20110304_142516_000000313100_00111_47108_2913.N1	04-MAR-2011 14:25:16	Twilight_stray	31.000	96	68Del Leo	2.5600	9300.0	62	47108	No
168	GOM_NL__2PRFIN20110304_143222_000000453100_00111_47108_2914.N1	04-MAR-2011 14:32:22	Bright	44.500	174	52Psi UMa	3.0040	4400.0	89	47108	No
169	GOM_NL__2PRFIN20110304_143516_000000413100_00111_47108_2915.N1	04-MAR-2011 14:35:16	Bright	40.500	82	48Bet UMa	2.3650	10600.	81	47108	No
170	GOM_NL__2PRFIN20110304_143638_000000423100_00111_47108_2916.N1	04-MAR-2011 14:36:38	Bright	42.000	36	50Alp UMa	1.8000	6300.0	84	47108	No
171	GOM_NL__2PRFIN20110304_144349_000000433100_00111_47108_2917.N1	04-MAR-2011 14:43:49	Bright	42.500	60	7Bet UMi	2.0810	3950.0	85	47108	No
172	GOM_NL__2PRFIN20110304_144823_000000473100_00111_47108_2918.N1	04-MAR-2011 14:48:23	Bright	46.500	119	14Eta Dra	2.7270	4700.0	93	47108	No
173	GOM_NL__2PRFIN20110304_145255_000000473100_00111_47108_2919.N1	04-MAR-2011 14:52:55	Bright	46.500	130	23Bet Dra	2.7990	5800.0	93	47108	No
174	GOM_NL__2PRFIN20110304_145609_000000363100_00111_47108_2920.N1	04-MAR-2011 14:56:09	Bright	36.000	144	18Del Cyg	2.8600	11000.	72	47108	No
175	GOM_NL__2PRFIN20110304_145816_000000483100_00111_47108_2921.N1	04-MAR-2011 14:58:16	Bright	47.500	5	3Alp Lyr	0.033000	11000.	95	47108	No
176	GOM_NL__2PRFIN20110304_150608_000000413100_00111_47108_2922.N1	04-MAR-2011 15:06:08	Bright	41.000	168	17Zet Aql	2.9860	11000.	82	47108	No
177	GOM_NL__2PRFIN20110304_151602_000000453100_00111_47108_2923.N1	04-MAR-2011 15:16:02	Dark	44.500	155	41Pi Sgr	2.9000	6600.0	89	47108	No
178	GOM_NL__2PRFIN20110304_151754_000000453100_00111_47108_2924.N1	04-MAR-2011 15:17:54	Dark	44.500	57	34Sig Sgr	2.0660	26000.	89	47108	No
179	GOM_NL__2PRFIN20110304_152105_000000473100_00111_47108_2925.N1	04-MAR-2011 15:21:05	Dark	47.000	38	20Eps Sgr	1.8360	11000.	94	47108	No
180	GOM_NL__2PRFIN20110304_152407_000000463100_00111_47108_2926.N1	04-MAR-2011 15:24:07	Dark	46.000	25	35Lam Sco	1.6200	28000.	92	47108	No
181	GOM_NL__2PRFIN20110304_171422_000000453100_00113_47110_4340.N1	04-MAR-2011 17:14:22	Dark	44.500	4	Alp1Cen	-0.010000	5800.0	89	47110	No
182	GOM_NL__2PRFIN20110304_171540_000000463100_00113_47110_4341.N1	04-MAR-2011 17:15:40	Dark	46.000	10	Bet Cen	0.61000	28000.	92	47110	No
183	GOM_NL__2PRFIN20110304_171733_000000453100_00113_47110_4342.N1	04-MAR-2011 17:17:33	Dark	44.500	77	Eps Cen	2.3030	28000.	89	47110	No
184	GOM_NL__2PRFIN20110304_171911_000000533100_00113_47110_4343.N1	04-MAR-2011 17:19:11	Dark	55.000	26	Gam Cru	1.6240	2900.0	110	47110	No
185	GOM_NL__2PRFIN20110304_172041_000000523100_00113_47110_4344.N1	04-MAR-2011 17:20:41	Dark	51.500	64	Gam Cen	2.2000	10600.	103	47110	No
186	GOM_NL__2PRFIN20110304_172222_000000573100_00113_47110_4345.N1	04-MAR-2011 17:22:22	Straylight	57.000	123	lot Cen	2.7500	10200.	114	47110	No
187	GOM_NL__2PRFIN20110304_174146_000000423100_00113_47110_4346.N1	04-MAR-2011 17:41:46	Bright	41.500	22	32Alp Leo	1.3600	15200.	83	47110	No
188	GOM_NL__2PRFIN20110304_174415_000000443100_00113_47110_4347.N1	04-MAR-2011 17:44:15	Bright	43.500	51	41Gam1Leo	2.0100	4500.0	87	47110	No
189	GOM_NL__2PRFIN20110304_174543_000000383100_00113_47110_4348.N1	04-MAR-2011 17:45:43	Bright	38.000	96	68Del Leo	2.5600	9300.0	76	47110	No
190	GOM_NL__2PRFIN20110304_175249_000000453100_00113_47110_4349.N1	04-MAR-2011 17:52:49	Bright	44.500	174	52Psi UMa	3.0040	4400.0	89	47110	No
191	GOM_NL__2PRFIN20110304_175543_000000413100_00113_47110_4350.N1	04-MAR-2011 17:55:43	Bright	41.000	82	48Bet UMa	2.3650	10600.	82	47110	No
192	GOM_NL__2PRFIN20110304_175705_000000423100_00113_47110_4351.N1	04-MAR-2011 17:57:05	Bright	41.500	36	50Alp UMa	1.8000	6300.0	83	47110	No
193	GOM_NL__2PRFIN20110304_180416_000000433100_00113_47110_4352.N1	04-MAR-2011 18:04:16	Bright	42.500	60	7Bet UMi	2.0810	3950.0	85	47110	No
194	GOM_NL__2PRFIN20110304_180850_000000483100_00113_47110_4353.N1	04-MAR-2011 18:08:50	Bright	48.000	119	14Eta Dra	2.7270	4700.0	96	47110	No
195	GOM_NL__2PRFIN20110304_181322_000000693100_00113_47110_4354.N1	04-MAR-2011 18:13:22	Bright	69.000	130	23Bet Dra	2.7990	5800.0	138	47110	No
196	GOM_NL__2PRFIN20110304_181637_000000373100_00113_47110_4355.N1	04-MAR-2011 18:16:37	Bright	36.500	144	18Del Cyg	2.8600	11000.	73	47110	No
197	GOM_NL__2PRFIN20110304_181844_000000423100_00113_47110_4356.N1	04-MAR-2011 18:18:44	Bright	41.500	5	3Alp Lyr	0.033000	11000.	83	47110	No
198	GOM_NL__2PRFIN20110304_182637_000000413100_00113_47110_4357.N1	04-MAR-2011 18:26:37	Bright	40.500	168	17Zet Aql	2.9860	11000.	81	47110	No
199	GOM_NL__2PRFIN20110304_183631_000000453100_00113_47110_4358.N1	04-MAR-2011 18:36:31	Dark	44.500	155	41Pi Sgr	2.9000	6600.0	89	47110	No
200	GOM_NL__2PRFIN20110304_183823_000000433100_00113_47110_4359.N1	04-MAR-2011 18:38:23	Dark	42.500	57	34Sig Sgr	2.0660	26000.	85	47110	No
201	GOM_NL__2PRFIN20110304_184135_000000483100_00113_47110_4360.N1	04-MAR-2011 18:41:35	Dark	47.500	38	20Eps Sgr	1.8360	11000.	95	47110	No
202	GOM_NL__2PRFIN20110304_184437_000000533100_00113_47110_4361.N1	04-MAR-2011 18:44:37	Dark	52.500	25	35Lam Sco	1.6200	28000.	105	47110	No
203	GOM_NL__2PRFIN20110304_185437_000000583100_00114_47111_4871.N1	04-MAR-2011 18:54:37	Dark	58.000	4	Alp1Cen	-0.010000	5800.0	116	47111	No
204	GOM_NL__2PRFIN20110304_185555_000000533100_00114_47111_4872.N1	04-MAR-2011 18:55:55	Dark	52.500	10	Bet Cen	0.61000	28000.	105	47111	No
205	GOM_NL__2PRFIN20110304_185747_000000433100_00114_47111_4873.N1	04-MAR-2011 18:57:47	Dark	42.500	77	Eps Cen	2.3030	28000.	85	47111	No
206	GOM_NL__2PRFIN20110304_185925_000000503100_00114_47111_4874.N1	04-MAR-2011 18:59:25	Dark	50.000	26	Gam Cru	1.6240	2900.0	100	47111	No
207	GOM_NL__2PRFIN20110304_190055_000000483100_00114_47111_4875.N1	04-MAR-2011 19:00:55	Dark	48.000	64	Gam Cen	2.2000	10600.	96	47111	No
208	GOM_NL__2PRFIN20110304_190237_000000583100_00114_47111_4876.N1	04-MAR-2011 19:02:37	Straylight	57.500	123	lot Cen	2.7500	10200.	115	47111	No
209	GOM_NL__2PRFIN20110304_192159_000000413100_00114_47111_4877.N1	04-MAR-2011 19:21:59	Bright	41.000	22	32Alp Leo	1.3600	15200.	82	47111	No
210	GOM_NL__2PRFIN20110304_192429_000000433100_00114_47111_4878.N1	04-MAR-2011 19:24:29	Bright	42.500	51	41Gam1Leo	2.0100	4500.0	85	47111	No
211	GOM_NL__2PRFIN20110304_192557_000000383100_00114_47111_4879.N1	04-MAR-2011 19:25:57	Bright	38.000	96	68Del Leo	2.5600	9300.0	76	47111	No
212	GOM_NL__2PRFIN20110304_193303_000000453100_00114_47111_4880.N1	04-MAR-2011 19:33:03	Bright	45.000	174	52Psi UMa	3.0040	4400.0	90	47111	No
213	GOM_NL__2PRFIN20110304_193556_000000393100_00114_47111_4881.N1	04-MAR-2011 19:35:56	Bright	38.500	82	48Bet UMa	2.3650	10600.	77	47111	No
214	GOM_NL__2PRFIN20110304_193719_000000433100_00114_47111_4882.N1	04-MAR-2011 19:37:19	Bright	42.500	36	50Alp UMa	1.8000	6300.0	85	47111	No
215	GOM_NL__2PRFIN20110304_194430_000000433100_00114_47111_4883.N1	04-MAR-2011 19:44:30	Bright	43.000	60	7Bet UMi	2.0810	3950.0	86	47111	No
216	GOM_NL__2PRFIN20110304_194903_000000423100_00114_47111_4884.N1	04-MAR-2011 19:49:03	Bright	42.000	119	14Eta Dra	2.7270	4700.0	84	47111	No
217	GOM_NL__2PRFIN20110304_195336_000000493100_00114_47111_4885.N1	04-MAR-2011 19:53:36	Bright	48.500	130	23Bet Dra	2.7990	5800.0	97	47111	No
218	GOM_NL__2PRFIN20110304_195651_000000363100_00114_47111_4886.N1	04-MAR-2011 19:56:51	Bright	36.000	144	18Del Cyg	2.8600	11000.	72	47111	No
219	GOM_NL__2PRFIN20110304_195858_000000463100_00114_47111_4887.N1	04-MAR-2011 19:58:58	Bright	46.000	5	3Alp Lyr	0.033000	11000.	92	47111	No

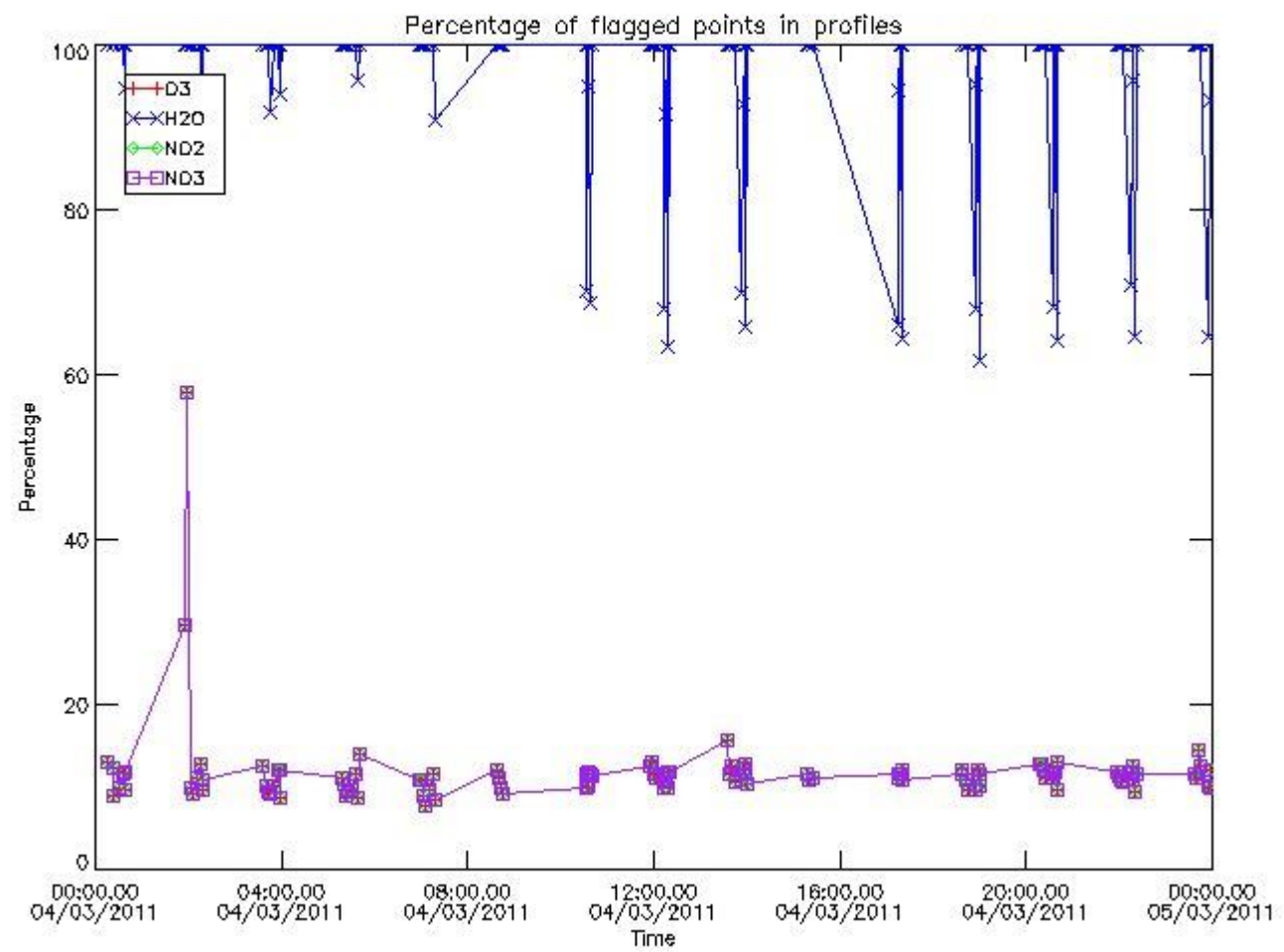
220	GOM_NL__2PRFIN20110304_200651_000000423100_00114_47111_4888.N1	04-MAR-2011 20:06:51	Bright	42.000	168	17Zet Aql	2.9860	11000.	84	47111	No
221	GOM_NL__2PRFIN20110304_201645_000000403100_00114_47111_4889.N1	04-MAR-2011 20:16:45	Dark	40.000	155	41Pi Sgr	2.9000	6600.0	80	47111	No
222	GOM_NL__2PRFIN20110304_201837_000000443100_00114_47111_4890.N1	04-MAR-2011 20:18:37	Dark	44.000	57	34Sig Sgr	2.0660	26000.	88	47111	No
223	GOM_NL__2PRFIN20110304_202150_000000433100_00114_47111_4891.N1	04-MAR-2011 20:21:50	Dark	42.500	38	20Eps Sgr	1.8360	11000.	85	47111	No
224	GOM_NL__2PRFIN20110304_202452_000000463100_00114_47111_4892.N1	04-MAR-2011 20:24:52	Dark	45.500	25	35Lam Sco	1.6200	28000.	91	47111	No
225	GOM_NL__2PRFIN20110304_203452_000000453100_00115_47112_4871.N1	04-MAR-2011 20:34:52	Dark	44.500	4	Alp1Cen	-0.010000	5800.0	89	47112	No
226	GOM_NL__2PRFIN20110304_203609_000000503100_00115_47112_4872.N1	04-MAR-2011 20:36:09	Dark	50.000	10	Bet Cen	0.61000	28000.	100	47112	No
227	GOM_NL__2PRFIN20110304_203802_000000443100_00115_47112_4873.N1	04-MAR-2011 20:38:02	Dark	43.500	77	Eps Cen	2.3030	28000.	87	47112	No
228	GOM_NL__2PRFIN20110304_203940_000000543100_00115_47112_4874.N1	04-MAR-2011 20:39:40	Dark	53.500	26	Gam Cru	1.6240	2900.0	107	47112	No
229	GOM_NL__2PRFIN20110304_204110_000000433100_00115_47112_4875.N1	04-MAR-2011 20:41:10	Dark	43.000	64	Gam Cen	2.2000	10600.	86	47112	No
230	GOM_NL__2PRFIN20110304_204252_000000543100_00115_47112_4876.N1	04-MAR-2011 20:42:52	Straylight	54.000	123	lot Cen	2.7500	10200.	108	47112	No
231	GOM_NL__2PRFIN20110304_210213_000000413100_00115_47112_4877.N1	04-MAR-2011 21:02:13	Bright	41.000	22	32Alp Leo	1.3600	15200.	82	47112	No
232	GOM_NL__2PRFIN20110304_210442_000000403100_00115_47112_4878.N1	04-MAR-2011 21:04:42	Bright	39.500	51	41Gam1Leo	2.0100	4500.0	79	47112	No
233	GOM_NL__2PRFIN20110304_210610_000000453100_00115_47112_4879.N1	04-MAR-2011 21:06:10	Bright	45.000	96	68Del Leo	2.5600	9300.0	90	47112	No
234	GOM_NL__2PRFIN20110304_211316_000000443100_00115_47112_4880.N1	04-MAR-2011 21:13:16	Bright	44.000	174	52Psi UMa	3.0040	4400.0	88	47112	No
235	GOM_NL__2PRFIN20110304_211610_000000423100_00115_47112_4881.N1	04-MAR-2011 21:16:10	Bright	42.000	82	48Bet UMa	2.3650	10600.	84	47112	No
236	GOM_NL__2PRFIN20110304_211733_000000423100_00115_47112_4882.N1	04-MAR-2011 21:17:33	Bright	42.000	36	50Alp UMa	1.8000	6300.0	84	47112	No
237	GOM_NL__2PRFIN20110304_212444_000000433100_00115_47112_4883.N1	04-MAR-2011 21:24:44	Bright	42.500	60	7Bet UMi	2.0810	3950.0	85	47112	No
238	GOM_NL__2PRFIN20110304_212917_000000473100_00115_47112_4884.N1	04-MAR-2011 21:29:17	Bright	46.500	119	14Eta Dra	2.7270	4700.0	93	47112	No
239	GOM_NL__2PRFIN20110304_213350_000000483100_00115_47112_4885.N1	04-MAR-2011 21:33:50	Bright	47.500	130	23Bet Dra	2.7990	5800.0	95	47112	No
240	GOM_NL__2PRFIN20110304_213705_000000373100_00115_47112_4886.N1	04-MAR-2011 21:37:05	Bright	36.500	144	18Del Cyg	2.8600	11000.	73	47112	No
241	GOM_NL__2PRFIN20110304_213912_000000433100_00115_47112_4887.N1	04-MAR-2011 21:39:12	Bright	42.500	5	3Alp Lyr	0.033000	11000.	85	47112	No
242	GOM_NL__2PRFIN20110304_214705_000000403100_00115_47112_4888.N1	04-MAR-2011 21:47:05	Bright	40.000	168	17Zet Aql	2.9860	11000.	80	47112	No
243	GOM_NL__2PRFIN20110304_215700_000000443100_00115_47112_4889.N1	04-MAR-2011 21:57:00	Dark	43.500	155	41Pi Sgr	2.9000	6600.0	87	47112	No
244	GOM_NL__2PRFIN20110304_215852_000000453100_00115_47112_4890.N1	04-MAR-2011 21:58:52	Dark	45.000	57	34Sig Sgr	2.0660	26000.	90	47112	No
245	GOM_NL__2PRFIN20110304_220204_000000473100_00115_47112_4891.N1	04-MAR-2011 22:02:04	Dark	46.500	38	20Eps Sgr	1.8360	11000.	93	47112	No
246	GOM_NL__2PRFIN20110304_220507_000000493100_00115_47112_4892.N1	04-MAR-2011 22:05:07	Dark	48.500	25	35Lam Sco	1.6200	28000.	97	47112	No
247	GOM_NL__2PRFIN20110304_221506_000000443100_00116_47113_4871.N1	04-MAR-2011 22:15:06	Dark	43.500	4	Alp1Cen	-0.010000	5800.0	87	47113	No
248	GOM_NL__2PRFIN20110304_221624_000000473100_00116_47113_4872.N1	04-MAR-2011 22:16:24	Dark	46.500	10	Bet Cen	0.61000	28000.	93	47113	No
249	GOM_NL__2PRFIN20110304_221817_000000453100_00116_47113_4873.N1	04-MAR-2011 22:18:17	Dark	44.500	77	Eps Cen	2.3030	28000.	89	47113	No
250	GOM_NL__2PRFIN20110304_221954_000000543100_00116_47113_4874.N1	04-MAR-2011 22:19:54	Dark	54.000	26	Gam Cru	1.6240	2900.0	108	47113	No
251	GOM_NL__2PRFIN20110304_222124_000000443100_00116_47113_4875.N1	04-MAR-2011 22:21:24	Dark	44.000	64	Gam Cen	2.2000	10600.	88	47113	No
252	GOM_NL__2PRFIN20110304_222306_000000583100_00116_47113_4876.N1	04-MAR-2011 22:23:06	Straylight	57.500	123	lot Cen	2.7500	10200.	115	47113	No
253	GOM_NL__2PRFIN20110304_224227_000000413100_00116_47113_4877.N1	04-MAR-2011 22:42:27	Bright	41.000	22	32Alp Leo	1.3600	15200.	82	47113	No
254	GOM_NL__2PRFIN20110304_224456_000000433100_00116_47113_4878.N1	04-MAR-2011 22:44:56	Bright	42.500	51	41Gam1Leo	2.0100	4500.0	85	47113	No
255	GOM_NL__2PRFIN20110304_224624_000000453100_00116_47113_4879.N1	04-MAR-2011 22:46:24	Bright	45.000	96	68Del Leo	2.5600	9300.0	90	47113	No
256	GOM_NL__2PRFIN20110304_225330_000000443100_00116_47113_4880.N1	04-MAR-2011 22:53:30	Bright	43.500	174	52Psi UMa	3.0040	4400.0	87	47113	No
257	GOM_NL__2PRFIN20110304_225623_000000393100_00116_47113_4881.N1	04-MAR-2011 22:56:23	Bright	39.000	82	48Bet UMa	2.3650	10600.	78	47113	No
258	GOM_NL__2PRFIN20110304_225746_000000413100_00116_47113_4882.N1	04-MAR-2011 22:57:46	Bright	40.500	36	50Alp UMa	1.8000	6300.0	81	47113	No
259	GOM_NL__2PRFIN20110304_230457_000000433100_00116_47113_4883.N1	04-MAR-2011 23:04:57	Bright	42.500	60	7Bet UMi	2.0810	3950.0	85	47113	No
260	GOM_NL__2PRFIN20110304_230930_000000453100_00116_47113_4884.N1	04-MAR-2011 23:09:30	Bright	44.500	119	14Eta Dra	2.7270	4700.0	89	47113	No
261	GOM_NL__2PRFIN20110304_231404_000000473100_00116_47113_4885.N1	04-MAR-2011 23:14:04	Bright	46.500	130	23Bet Dra	2.7990	5800.0	93	47113	No
262	GOM_NL__2PRFIN20110304_231719_000000413100_00116_47113_4886.N1	04-MAR-2011 23:17:19	Bright	40.500	144	18Del Cyg	2.8600	11000.	81	47113	No
263	GOM_NL__2PRFIN20110304_231926_000000463100_00116_47113_4887.N1	04-MAR-2011 23:19:26	Bright	45.500	5	3Alp Lyr	0.033000	11000.	91	47113	No
264	GOM_NL__2PRFIN20110304_232720_000000423100_00116_47113_4888.N1	04-MAR-2011 23:27:20	Bright	41.500	168	17Zet Aql	2.9860	11000.	83	47113	No
265	GOM_NL__2PRFIN20110304_233714_000000453100_00116_47113_4889.N1	04-MAR-2011 23:37:14	Dark	44.500	155	41Pi Sgr	2.9000	6600.0	89	47113	No
266	GOM_NL__2PRFIN20110304_233907_000000463100_00116_47113_4890.N1	04-MAR-2011 23:39:07	Dark	45.500	57	34Sig Sgr	2.0660	26000.	91	47113	No
267	GOM_NL__2PRFIN20110304_234219_000000493100_00116_47113_4891.N1	04-MAR-2011 23:42:19	Dark	49.000	38	20Eps Sgr	1.8360	11000.	98	47113	No
268	GOM_NL__2PRFIN20110304_234522_000000493100_00116_47113_4892.N1	04-MAR-2011 23:45:22	Dark	48.500	25	35Lam Sco	1.6200	28000.	97	47113	No
269	GOM_NL__2PRFIN20110304_235521_000000503100_00117_47114_4871.N1	04-MAR-2011 23:55:21	Dark	50.000	4	Alp1Cen	-0.010000	5800.0	100	47114	No
270	GOM_NL__2PRFIN20110304_235638_000000523100_00117_47114_4872.N1	04-MAR-2011 23:56:38	Dark	52.000	10	Bet Cen	0.61000	28000.	104	47114	No
271	GOM_NL__2PRFIN20110304_235831_000000423100_00117_47114_4873.N1	04-MAR-2011 23:58:31	Dark	42.000	77	Eps Cen	2.3030	28000.	84	47114	No

### *3. Quality information per product*

In this section it is plotted some information contained in the Quality Summary data set of the level 2 products. Only products in dark limb conditions and without errors (error flag in the MPH set to "0") are used.

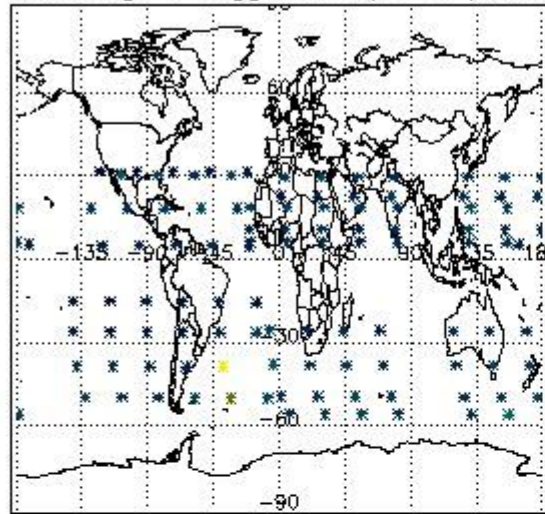


3.1 Plot quality information per product (time dependant)

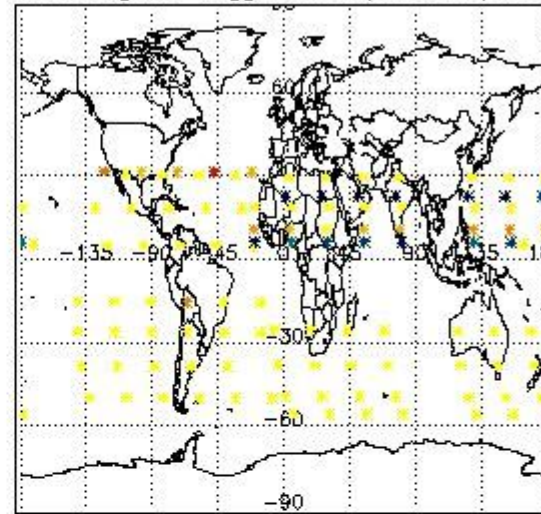


3.2 Plot quality information per product (world map)

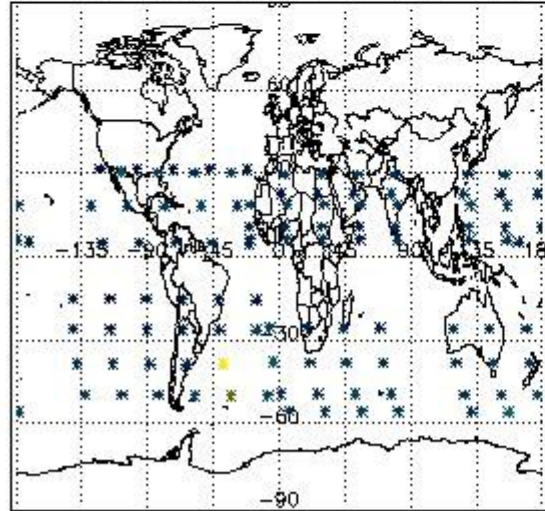
Percentage of flagged data per O3 profile




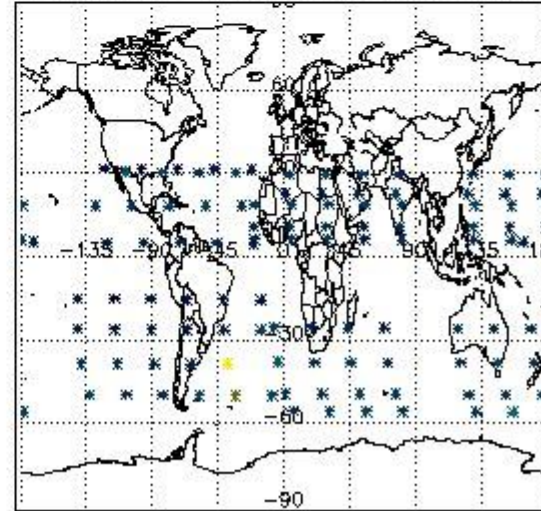
Percentage of flagged data per H2O profile



Percentage of flagged data per NO2 profile



Percentage of flagged data per NO3 profile

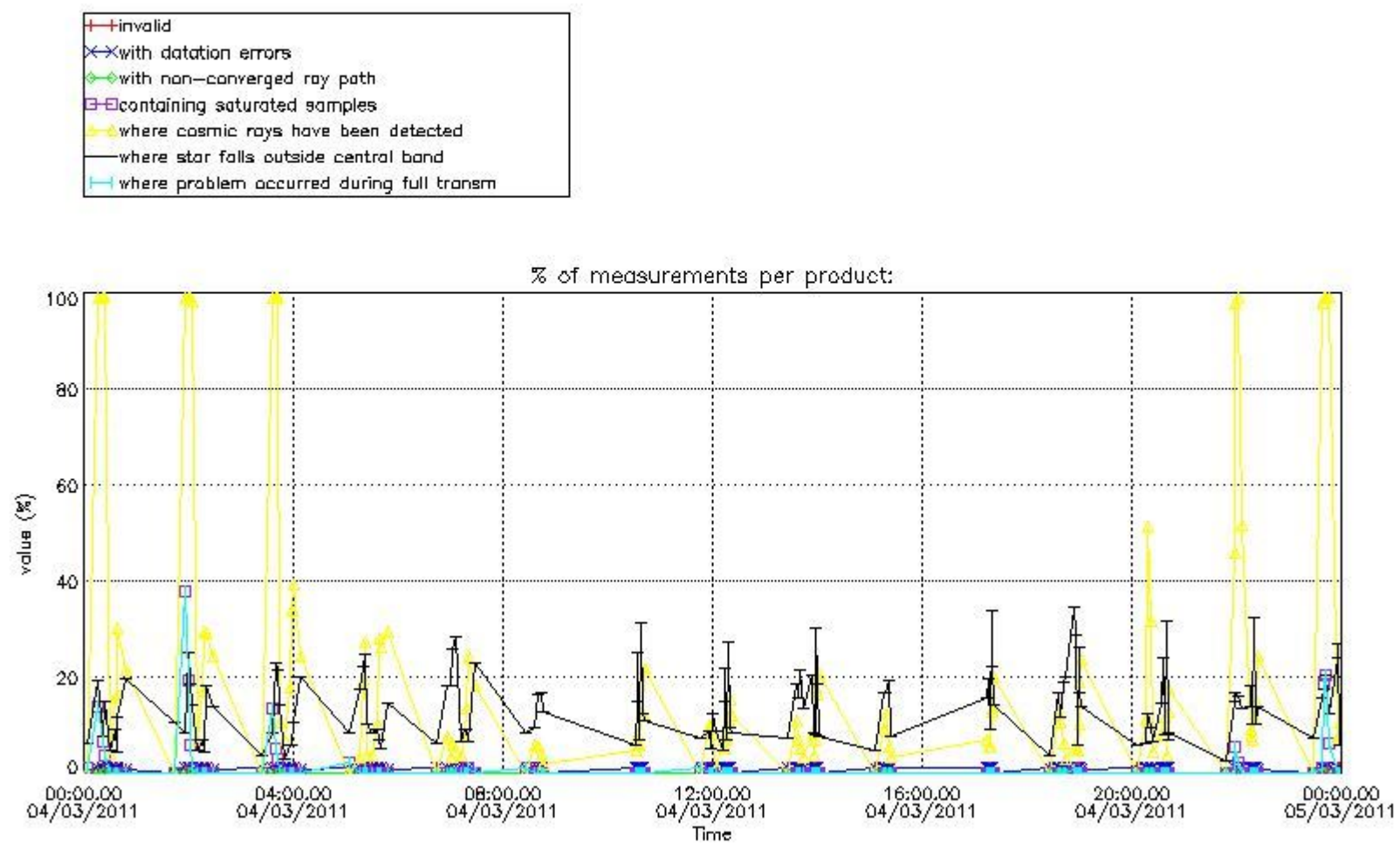


#### 4. Level 1 quality information per product

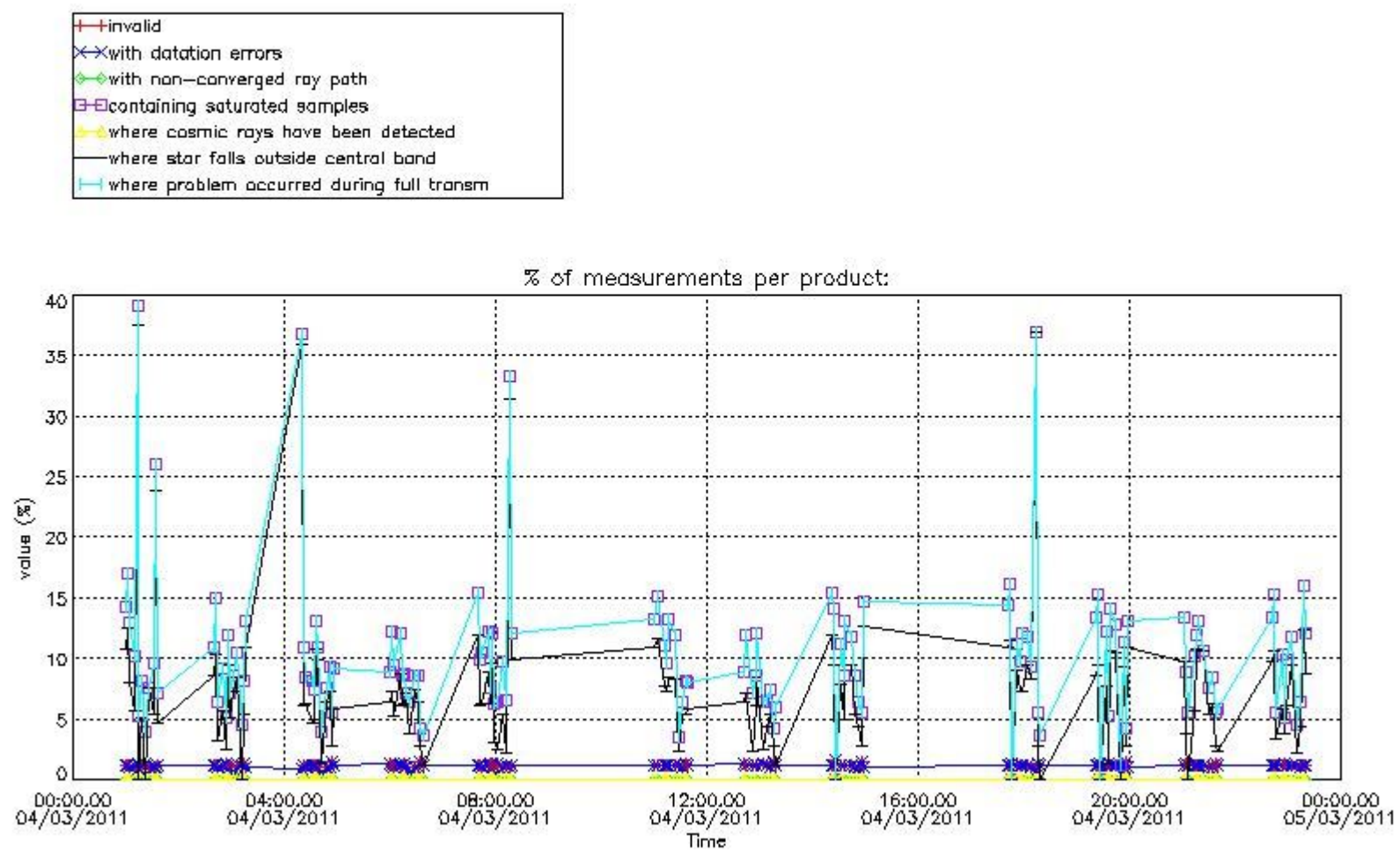
In this section it is plotted some information contained in the Quality Summary data set of the level 2 products that comes from the level 1b processing. Products without errors (error flag in the MPH set to "0") are used.

##### 4.1 Plot quality information per product (time dependant) coming from level 1b processing

##### 4.1.1 Plot level 1 quality information per product (time dependant): ENVISAT ASCENDING passes



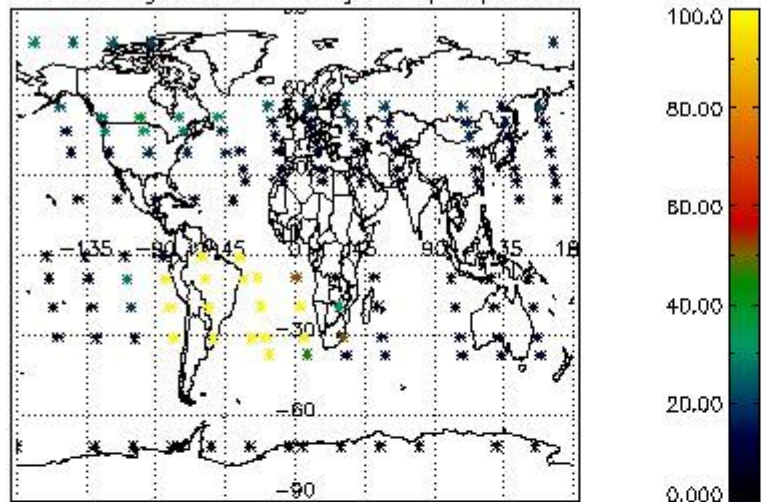
4.1.2 Plot level 1 quality information per product (time dependant): ENVI SAT DESCENDING passes



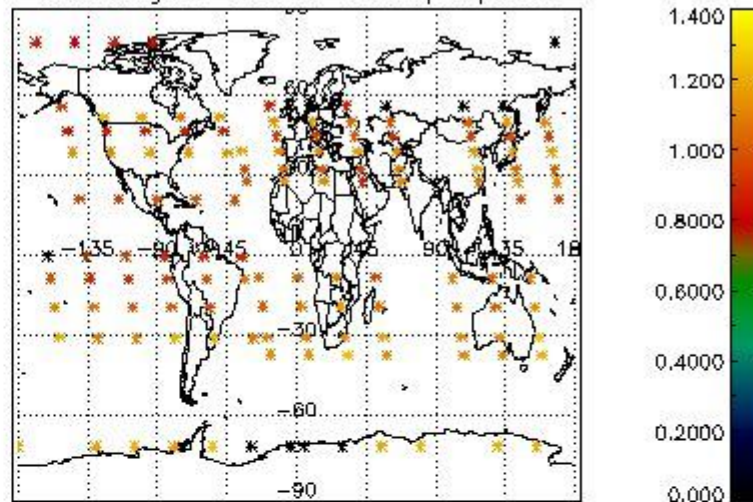
*4.2 Plot quality information per product coming from level 1b processing (world map)*

*4.2.1 Plot level 1 quality information per product (world map): ENVISAT ASCENDING passes*

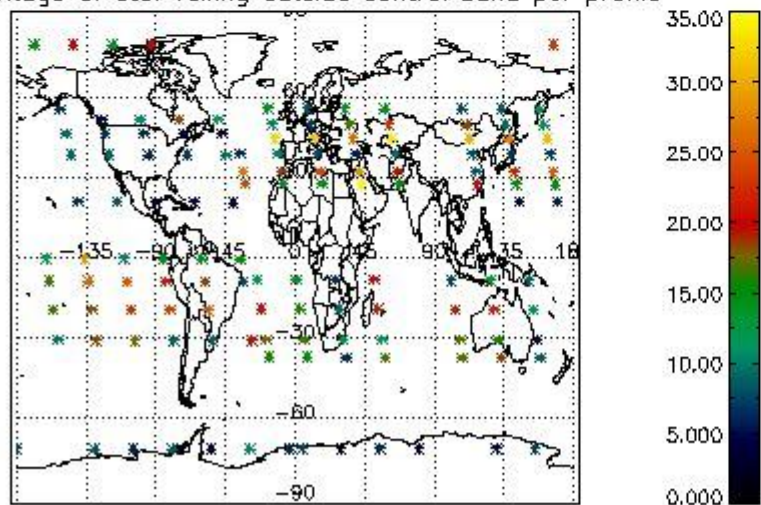
Percentage of cosmic ray hits per profile



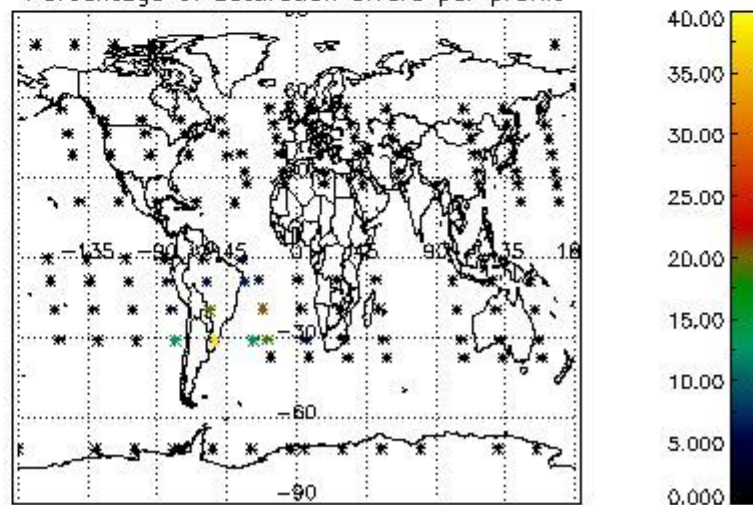
Percentage of datation errors per profile



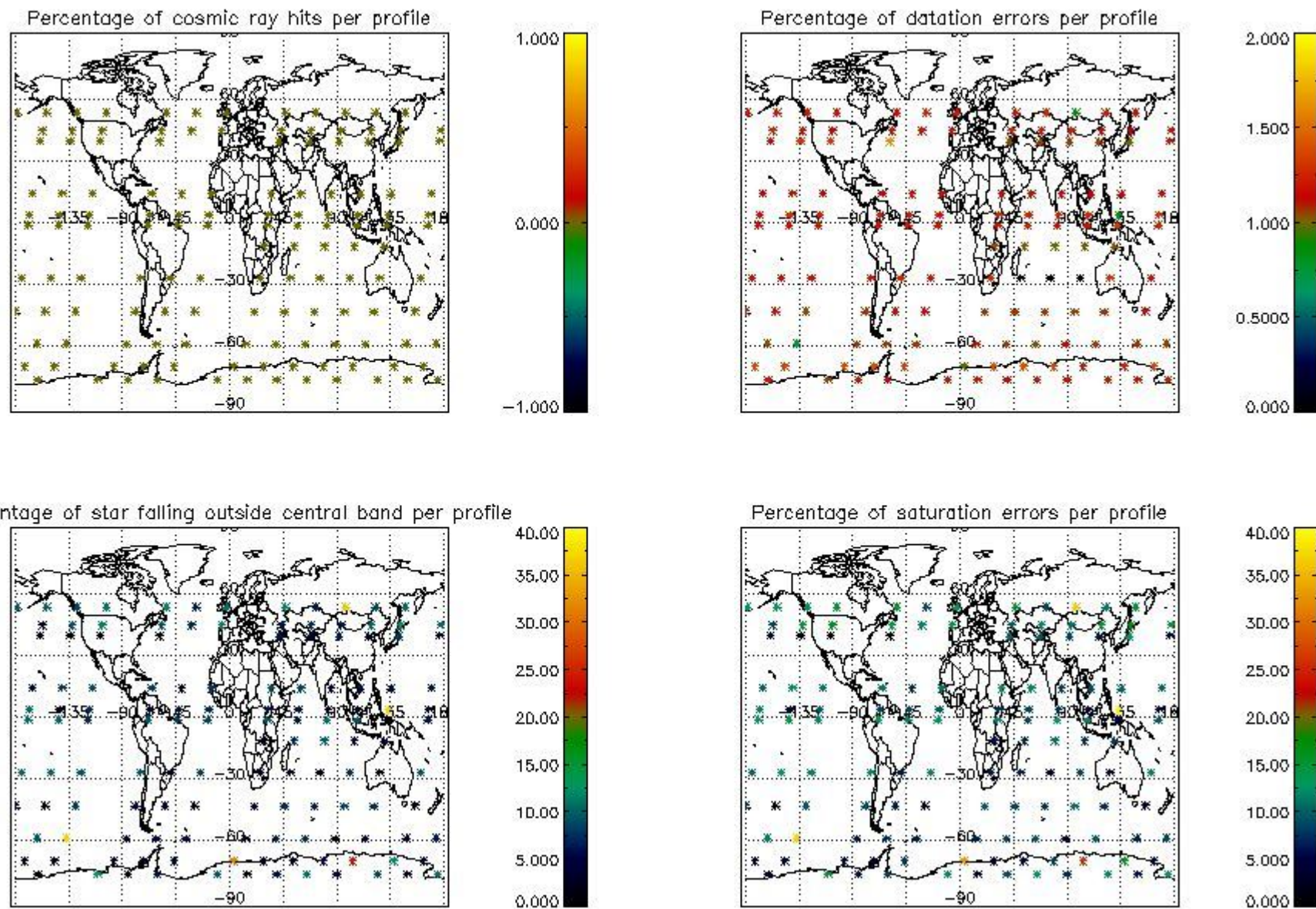
Percentage of star falling outside central band per profile



Percentage of saturation errors per profile



4.2.2 Plot level 1 quality information per product (world map): ENVISAT DESCENDING passes



## 5. Trace gas profiles

### 5.1 Ozone statistics based on quality of products

The final quality of the products can be "measured" using the STD (Standard Deviation) attached to every point profile. This information is written to the parameter GOM\_NL\_\_2P/NL\_LOCAL\_SPECIES\_DENSITY/o3\_std of the level 2 products. The table below shows the statistics for given STD ranges.

The statistics are given with respect to the overall valid production:

- Products without fatal errors: GOM\_NL\_\_2P/MPH/PRODUCT\_ERR=0
- Valid point profile: GOM\_NL\_\_2P/NL\_LOCAL\_SPECIES\_DENSITY/pcd(0)=0

The 'Criteria' is applied to valid points of dark limb products:

- Products in dark limb illumination condition: GOM\_NL\_\_2P/NL\_SUMMARY\_QUALITY/obs\_ill\_cond=0
- Products without fatal errors: GOM\_NL\_\_2P/MPH/PRODUCT\_ERR=0
- Valid point profile: GOM\_NL\_\_2P/NL\_LOCAL\_SPECIES\_DENSITY/pcd(0)=0

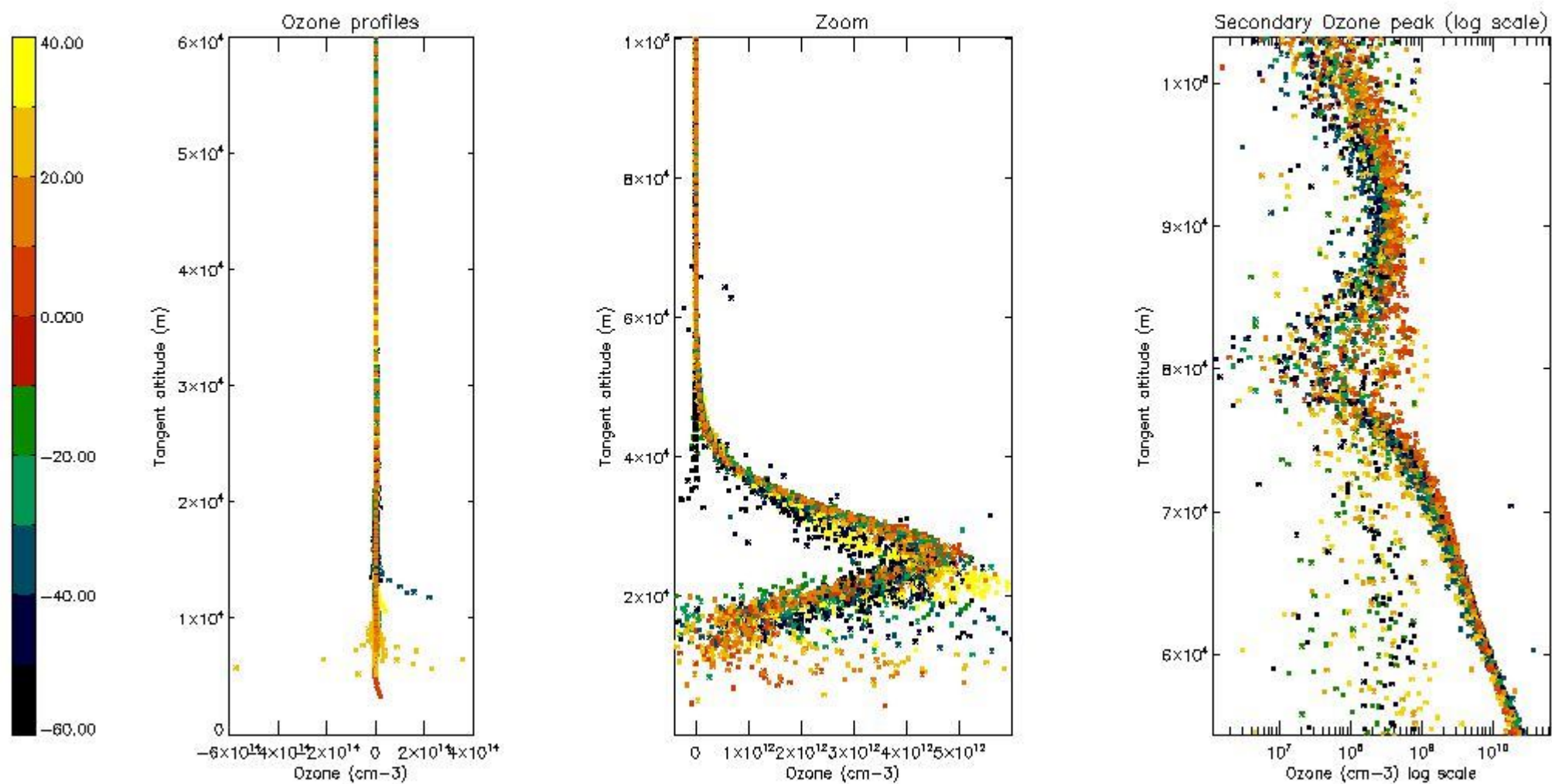
So, the table below shows the percentage of dark limb and valid observations for each criteria with respect to the overall valid daily observations.

Criteria	% of total production
All STD	43
STD < 20	23

STD < 10	18
STD < 5	12

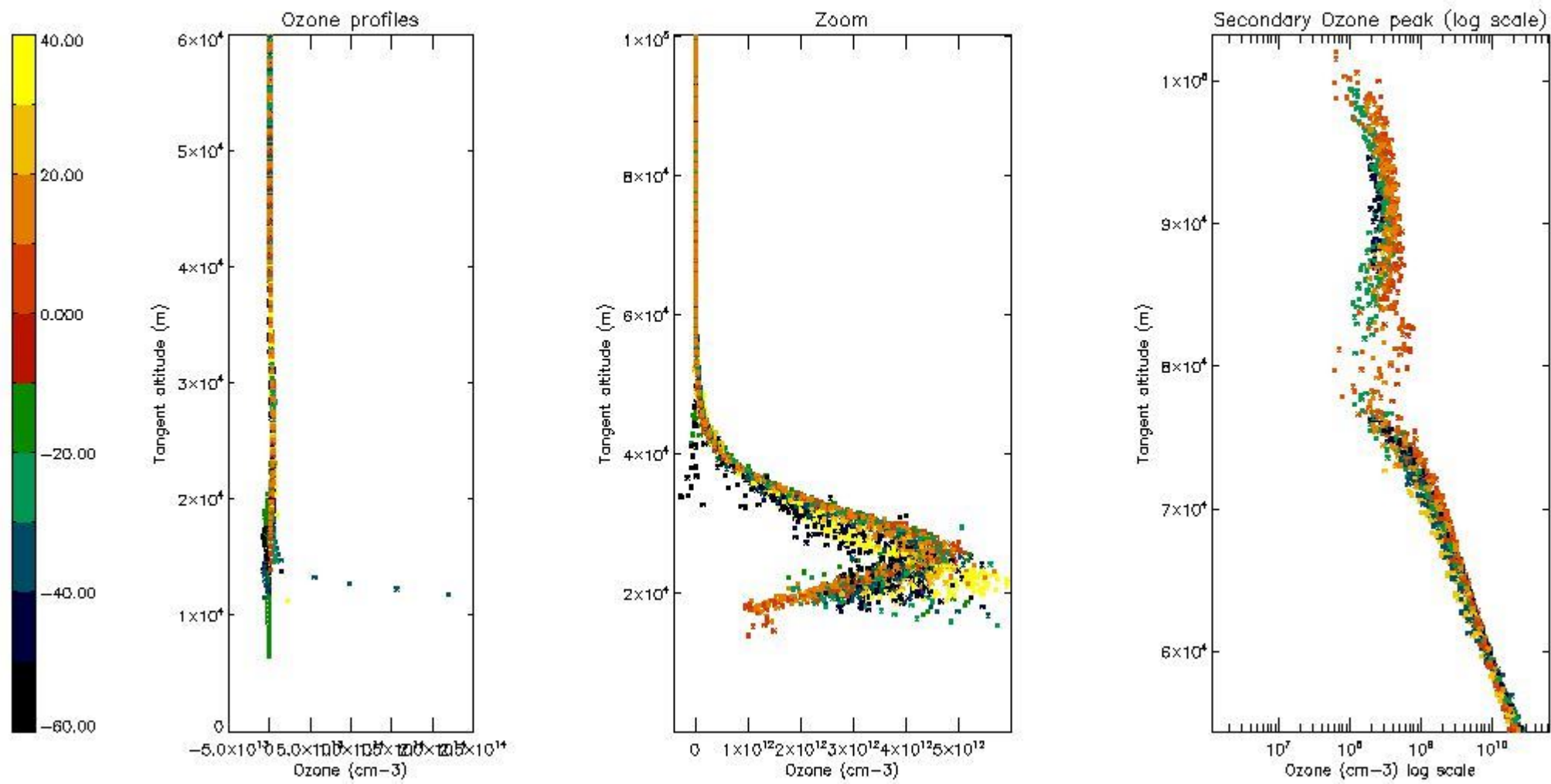
5.2 Plot ozone profiles for all STD (dark without errors)

The colorbar represents the latitude.



5.3 Plot ozone profiles where STD < 20% (dark without errors)

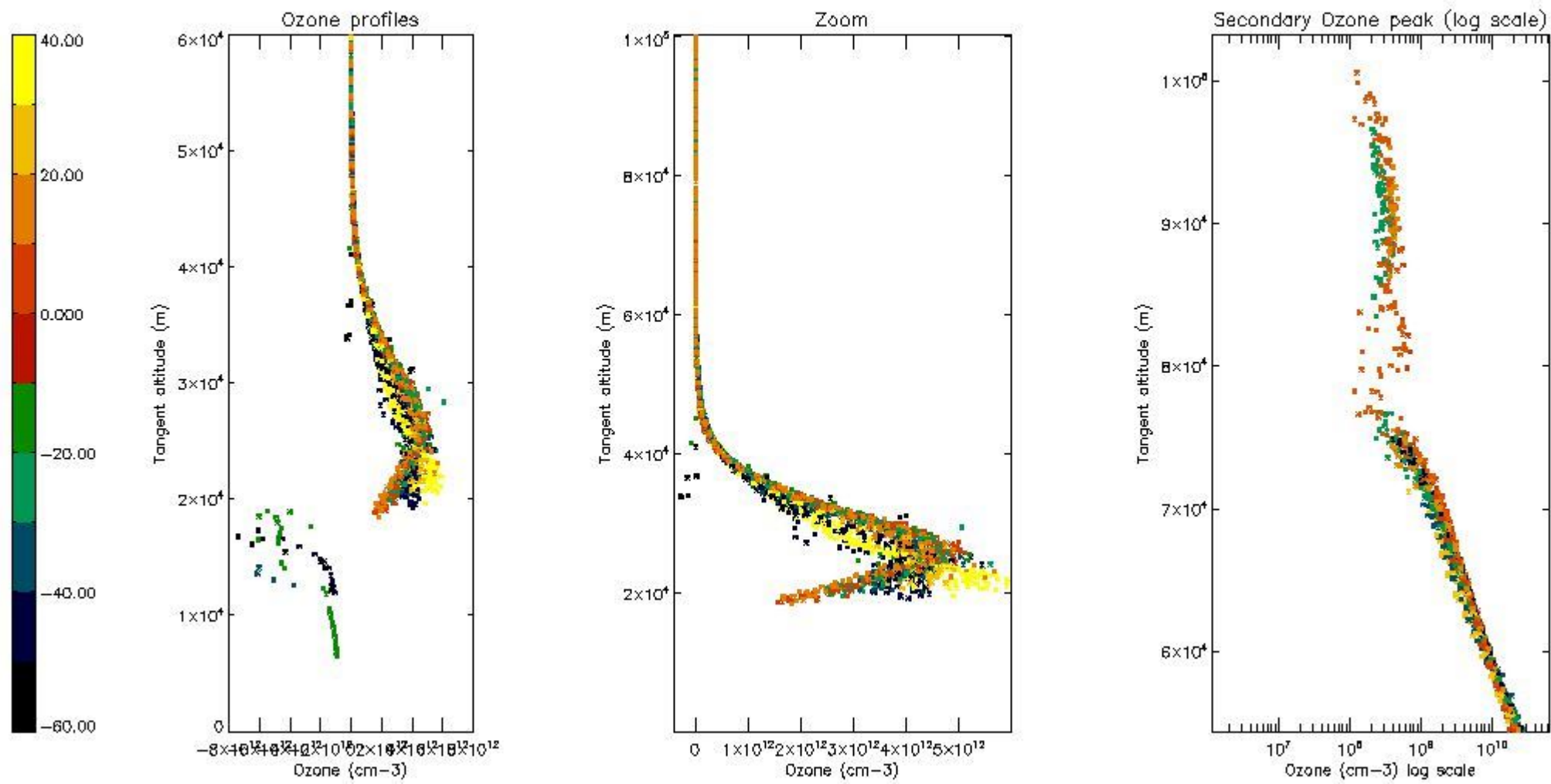
The colorbar represents the latitude.



*5.4 Plot ozone profiles where STD < 10% (dark without errors)*

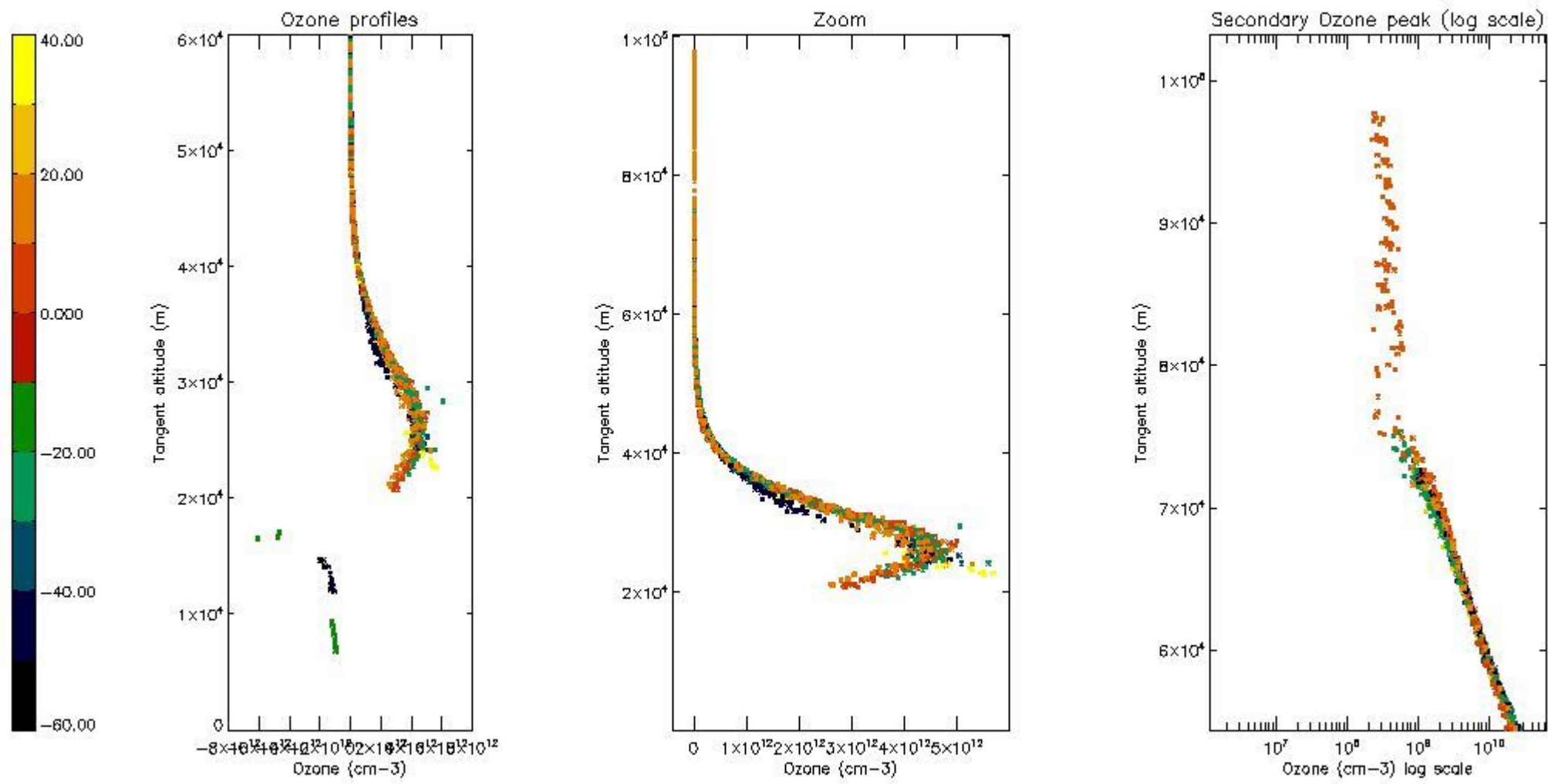
The colorbar represents the latitude.





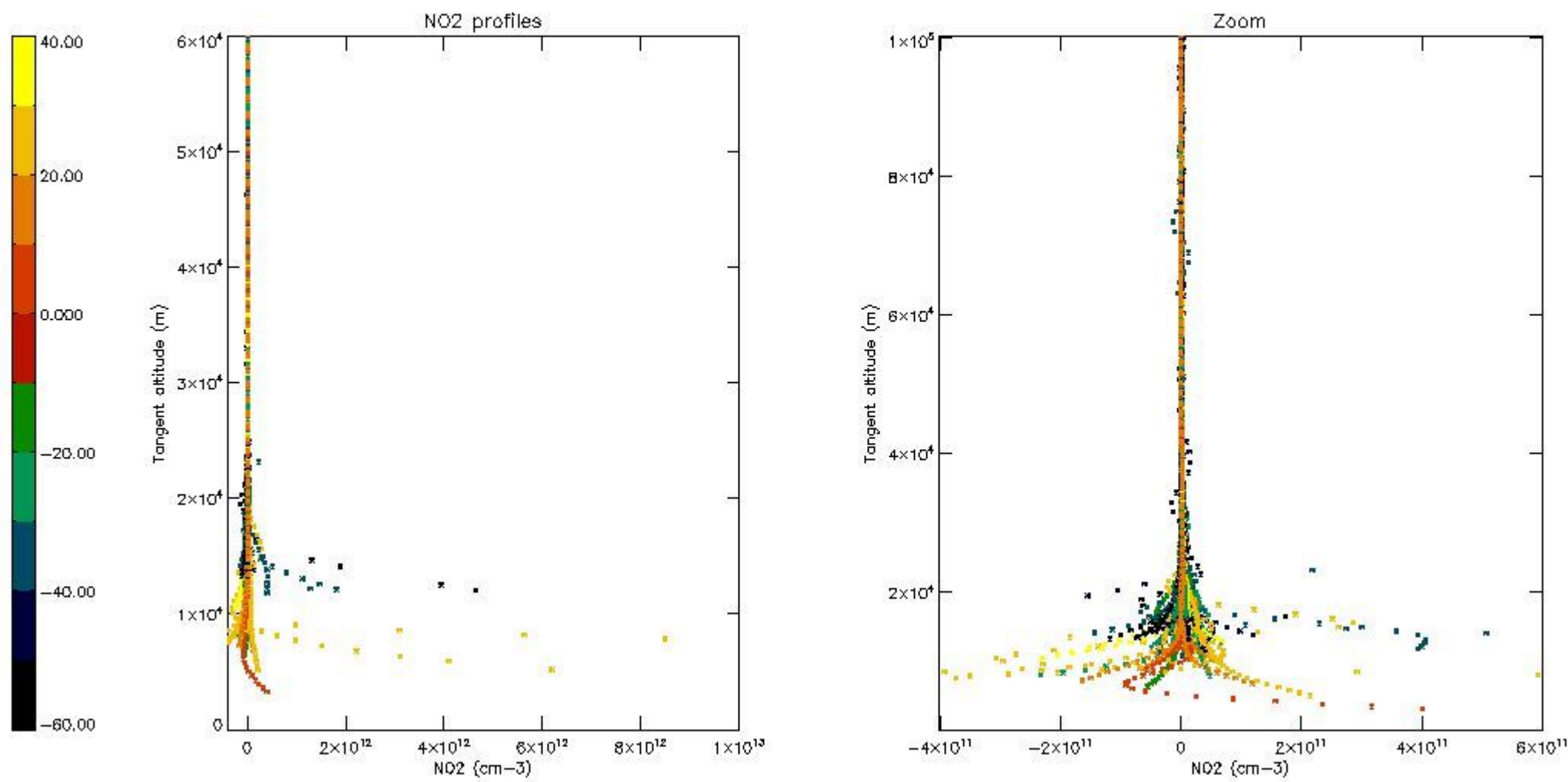
*5.5 Plot ozone profiles where STD < 5% (dark without errors)*

The colorbar represents the latitude.



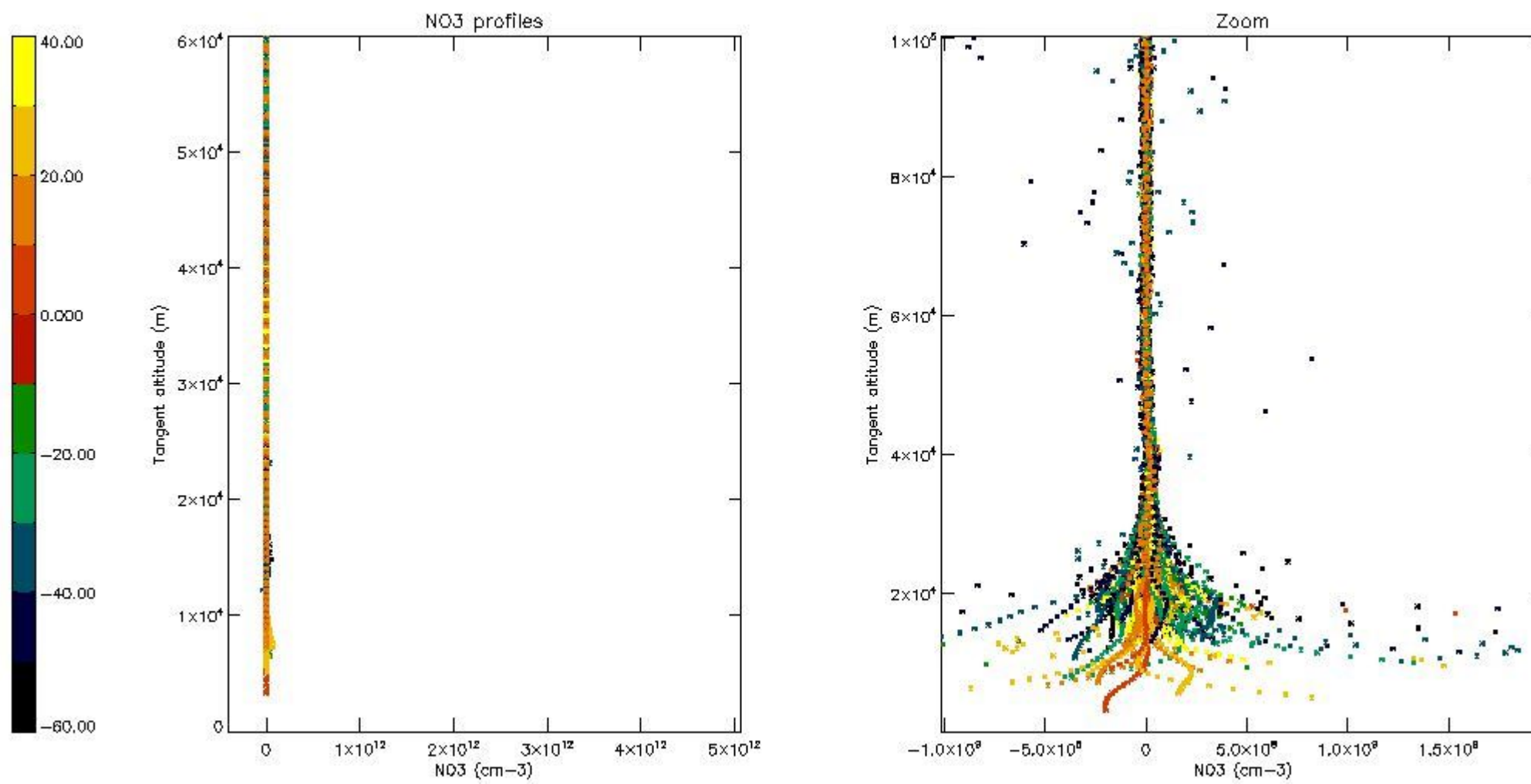
*5.6 Plot NO<sub>2</sub> profiles for all STD (dark without errors)*

The colorbar represents the latitude.



*5.7 Plot NO3 profiles for all STD (dark without errors)*

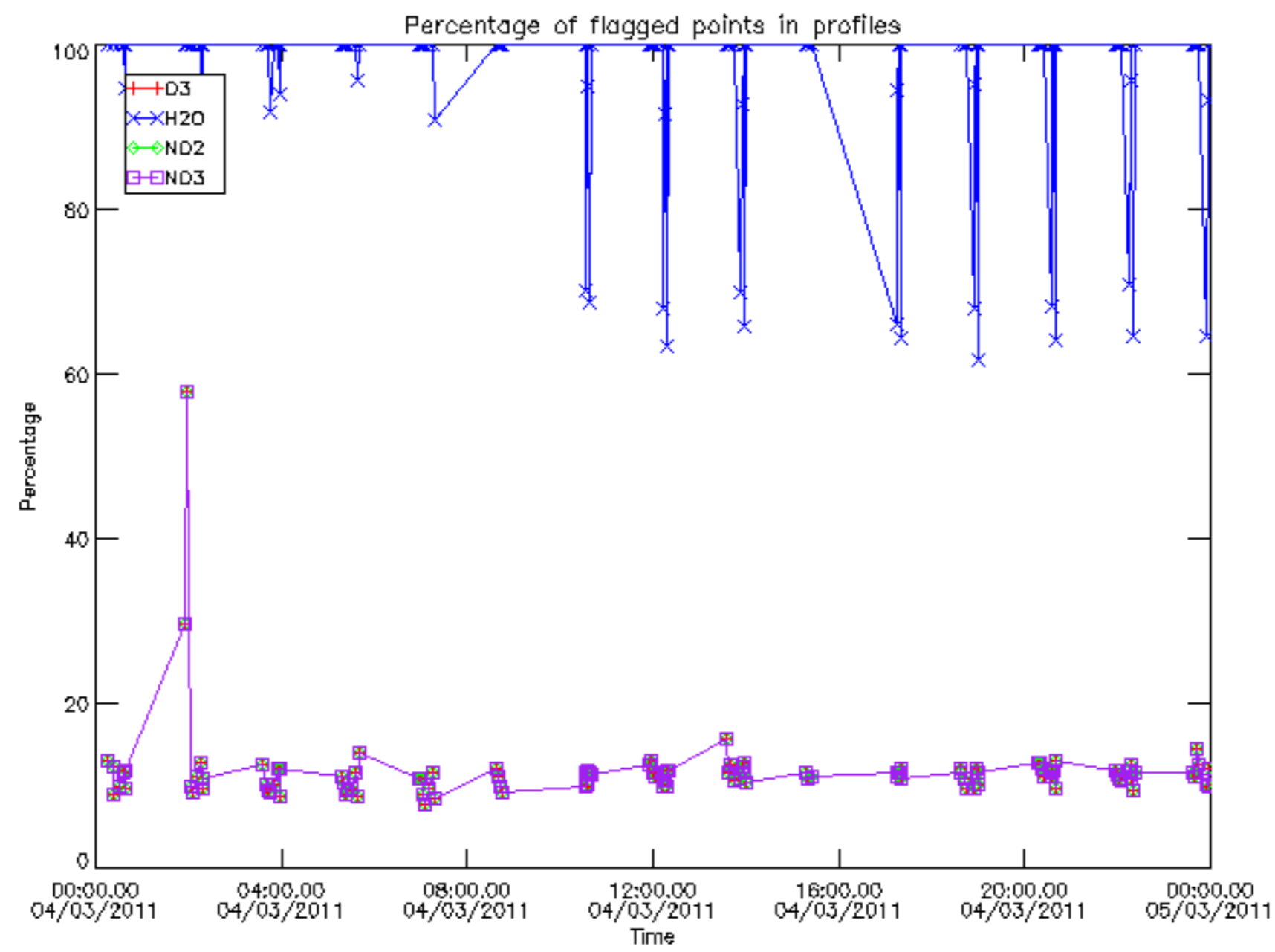
The colorbar represents the latitude.



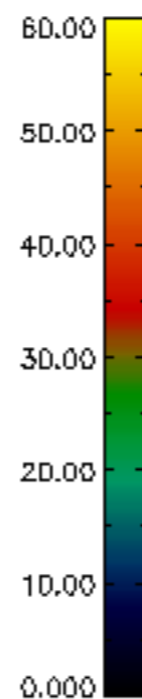
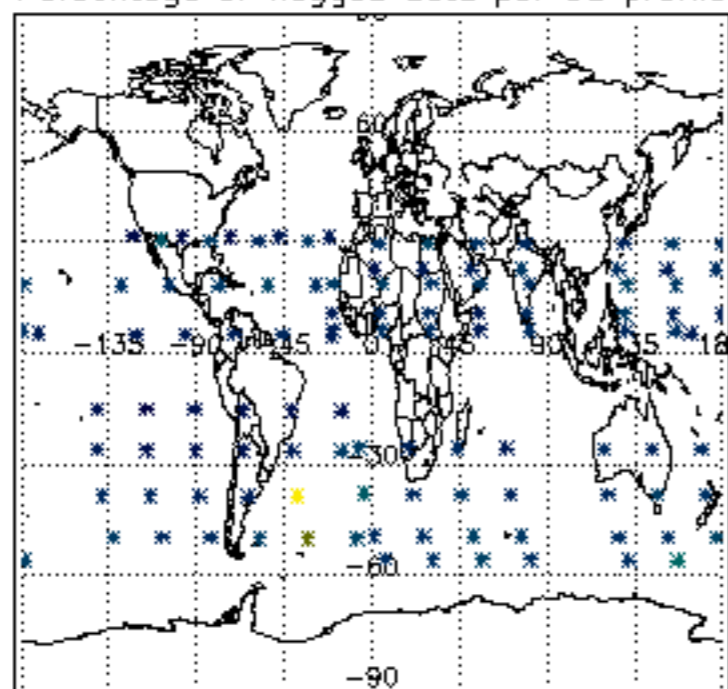
## 6. Auxiliary Data Files used for the production reported in section 2

The number reported in the third column indicates since which file (see list in section 2) the corresponding auxiliary file has been used. The fourth column is the date of those product files.

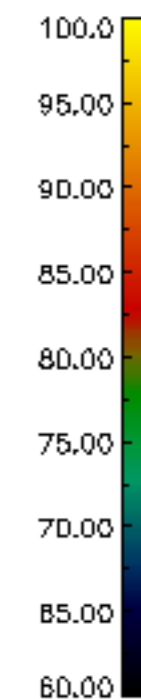
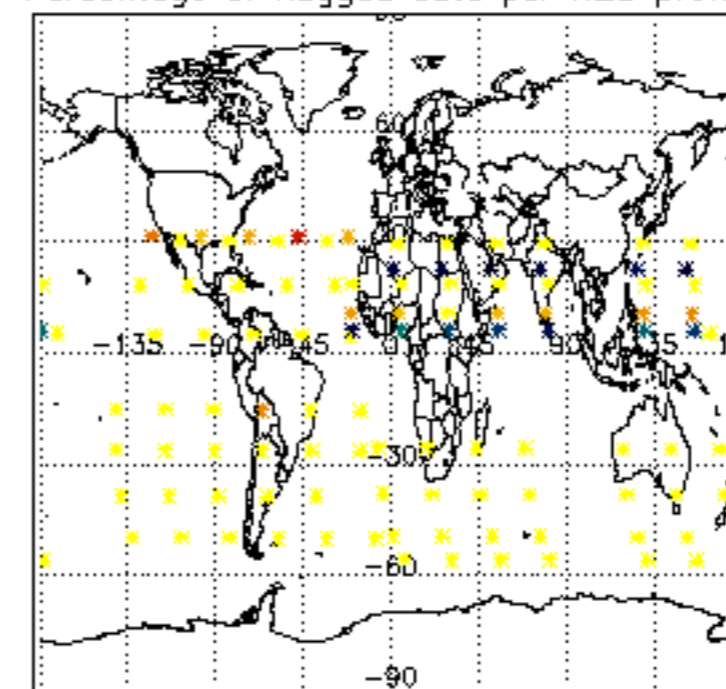
Type	Auxiliary Filename	Used since product	Used since product date
INST_PHYS_CHARACTERISTICS	GOM_INS_AXVIEC20091111_143220_20030716_120000_20500101_000000	1	04-MAR-2011 00:03:58
LEVEL-2_PROC_CONFIG	GOM_PR2_AXVIEC20091111_152718_20020301_000000_20500101_000000	1	04-MAR-2011 00:03:58
CROSS_SECTIONS_FILE	GOM_CRS_AXVIEC20091111_154832_20020301_000000_20500101_000000	1	04-MAR-2011 00:03:58



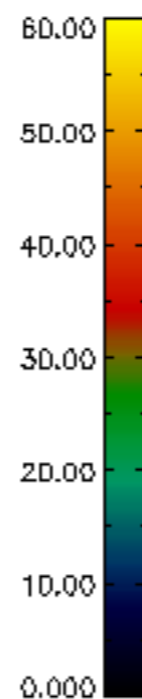
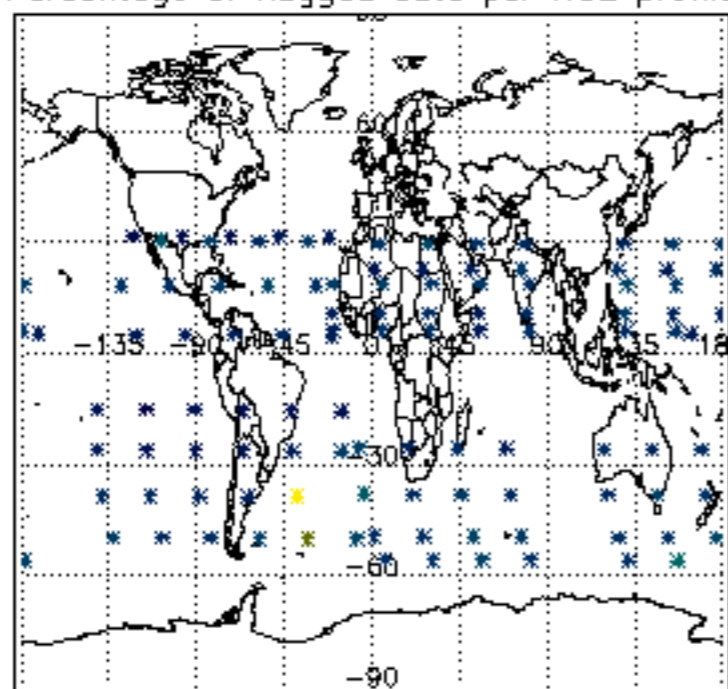
Percentage of flagged data per D3 profile



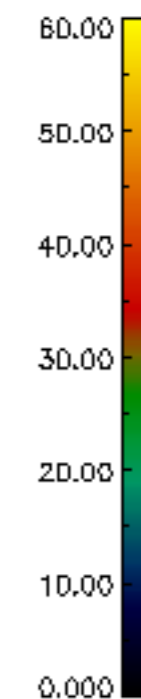
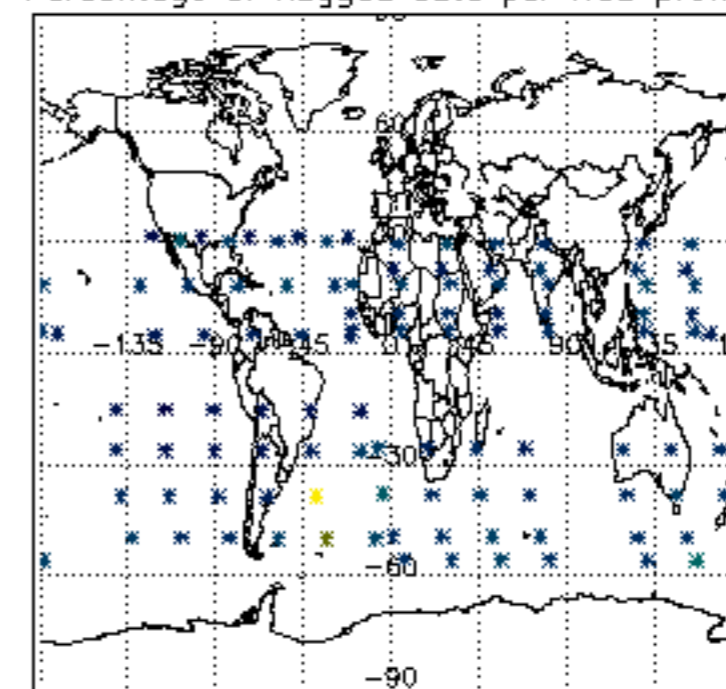
Percentage of flagged data per H2O profile

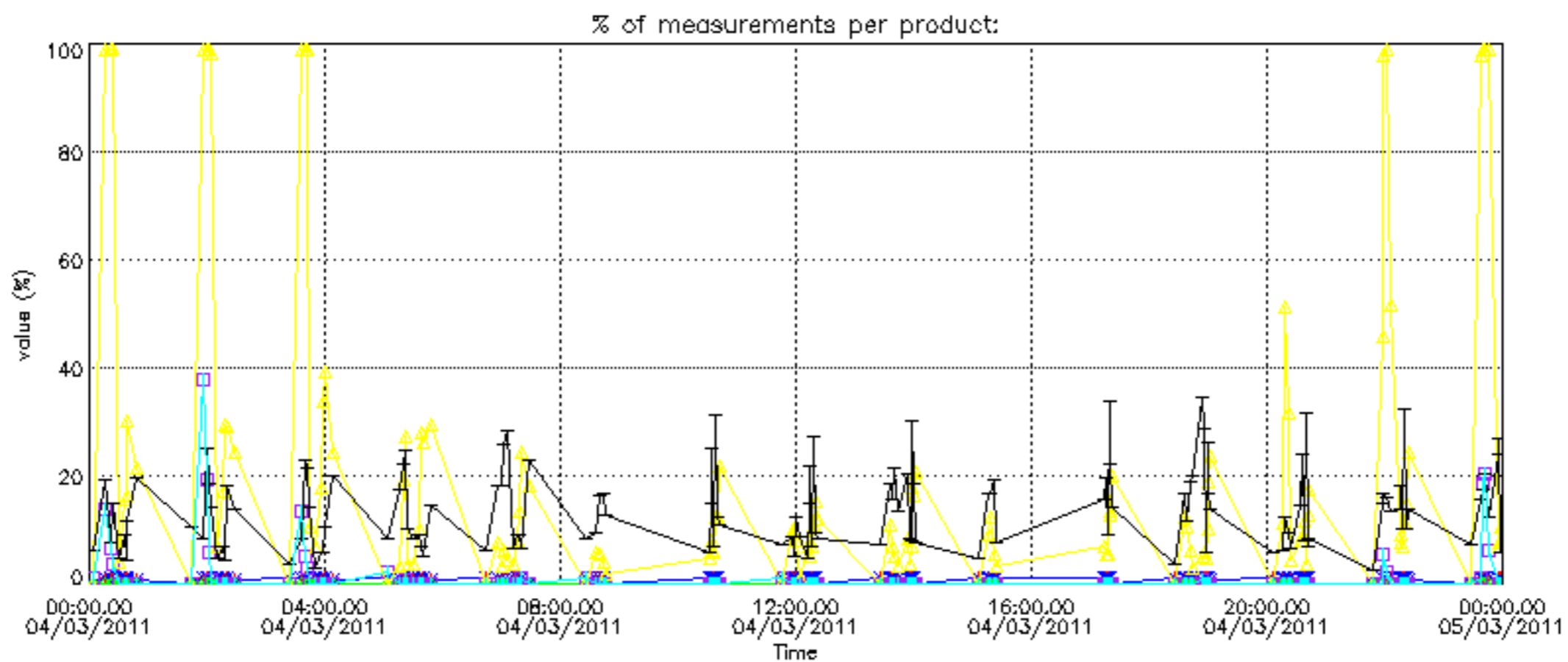


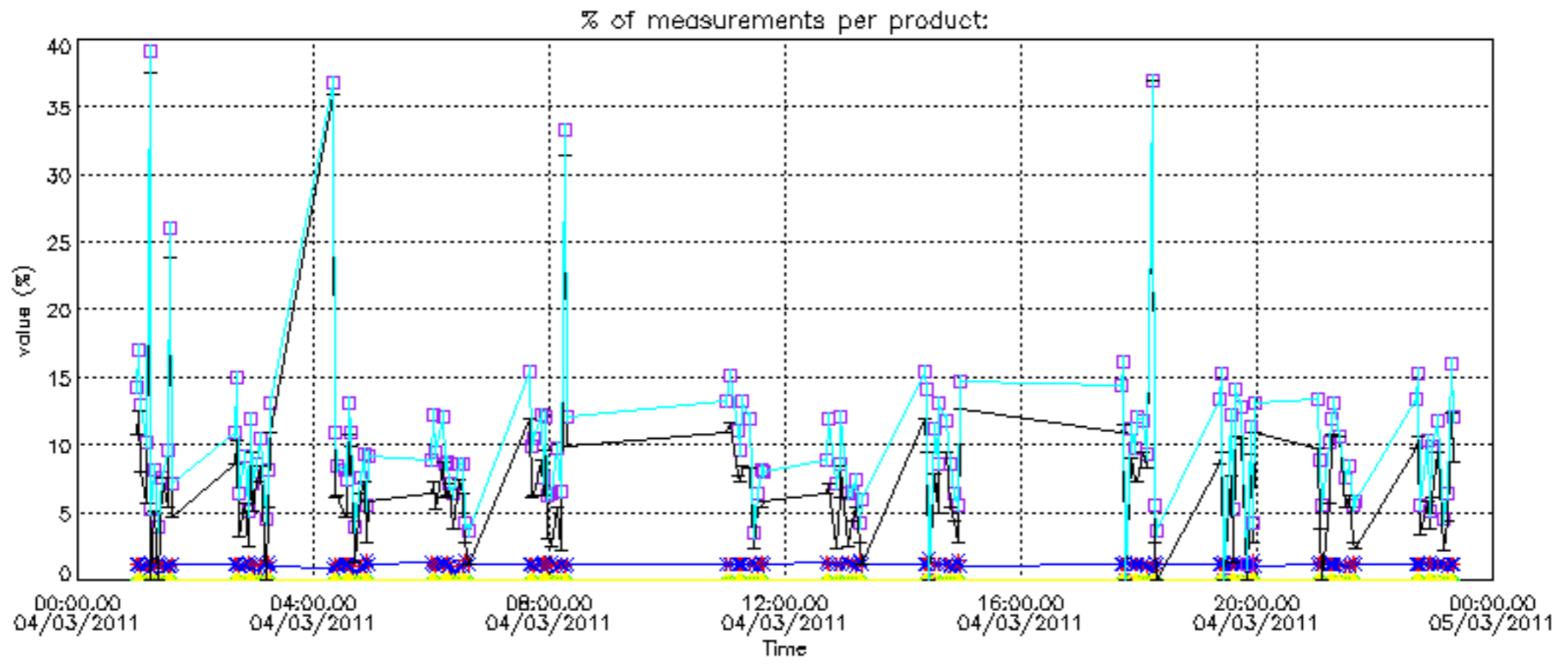
Percentage of flagged data per NO2 profile



Percentage of flagged data per NO3 profile

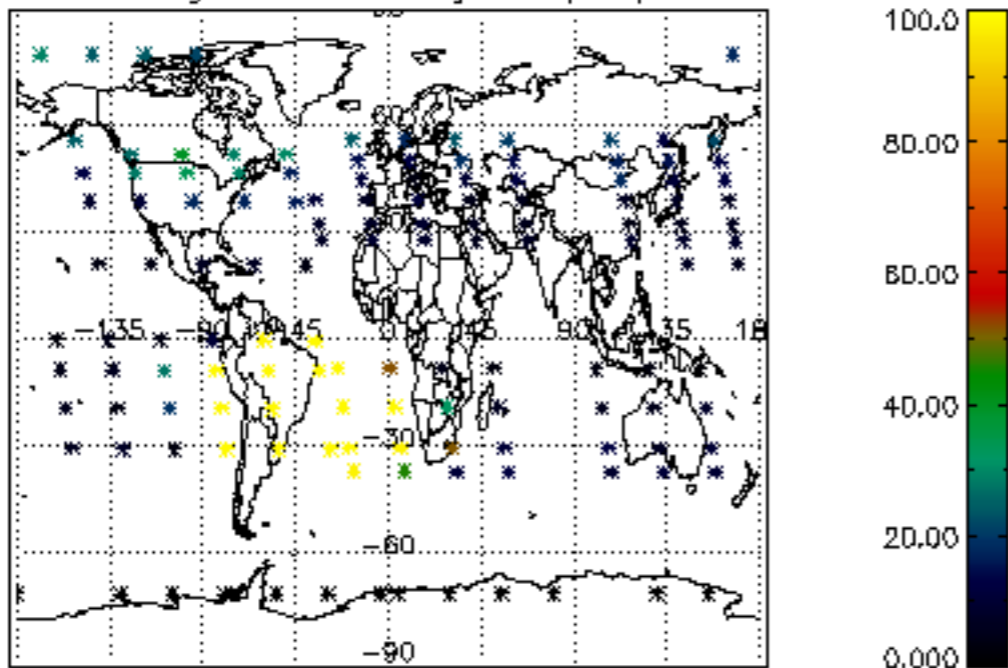




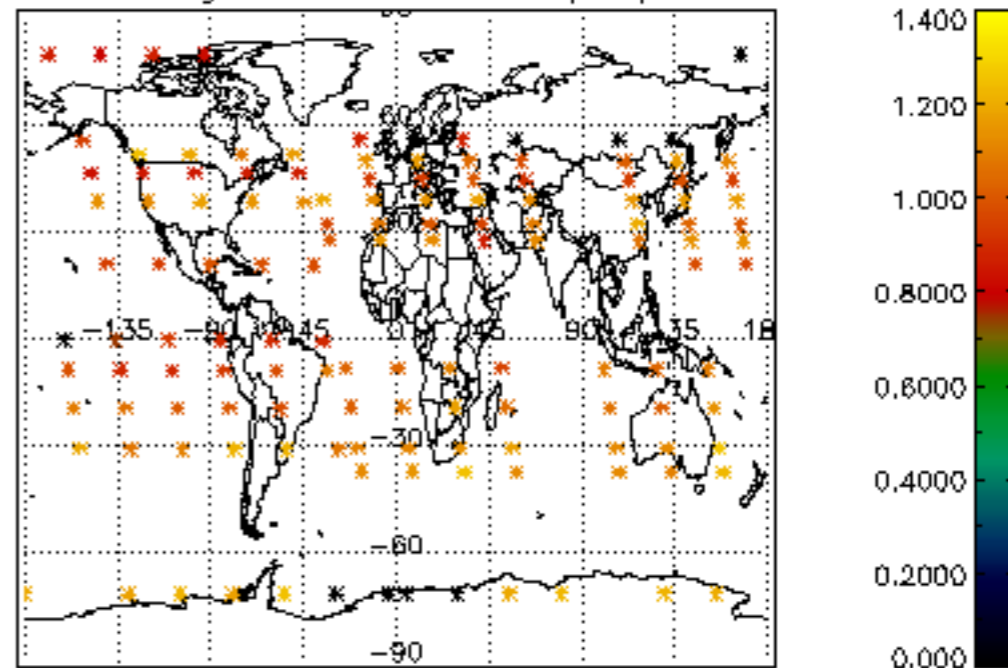




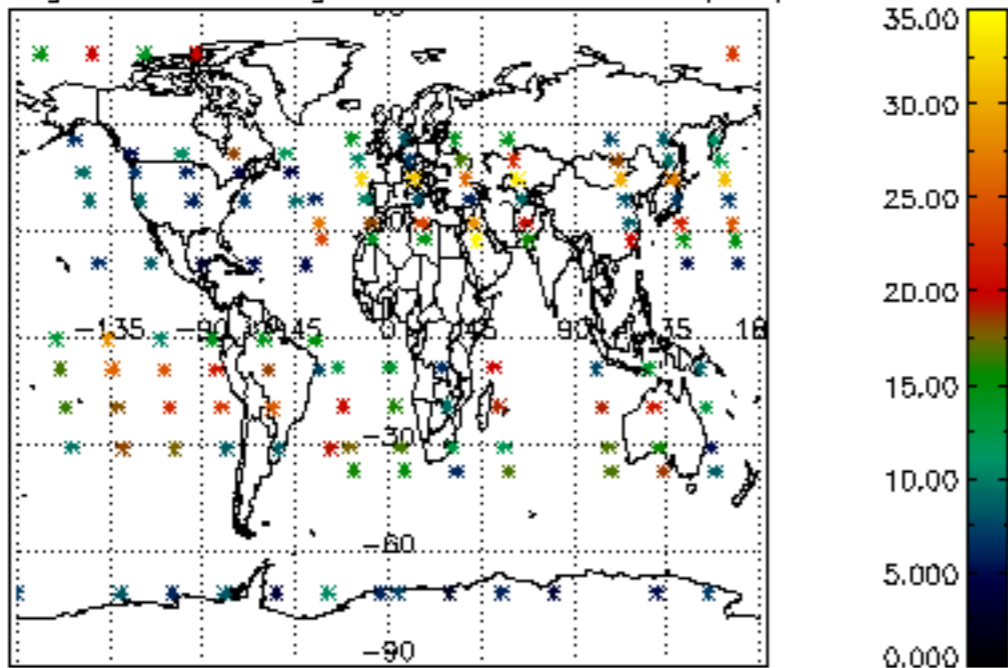
Percentage of cosmic ray hits per profile



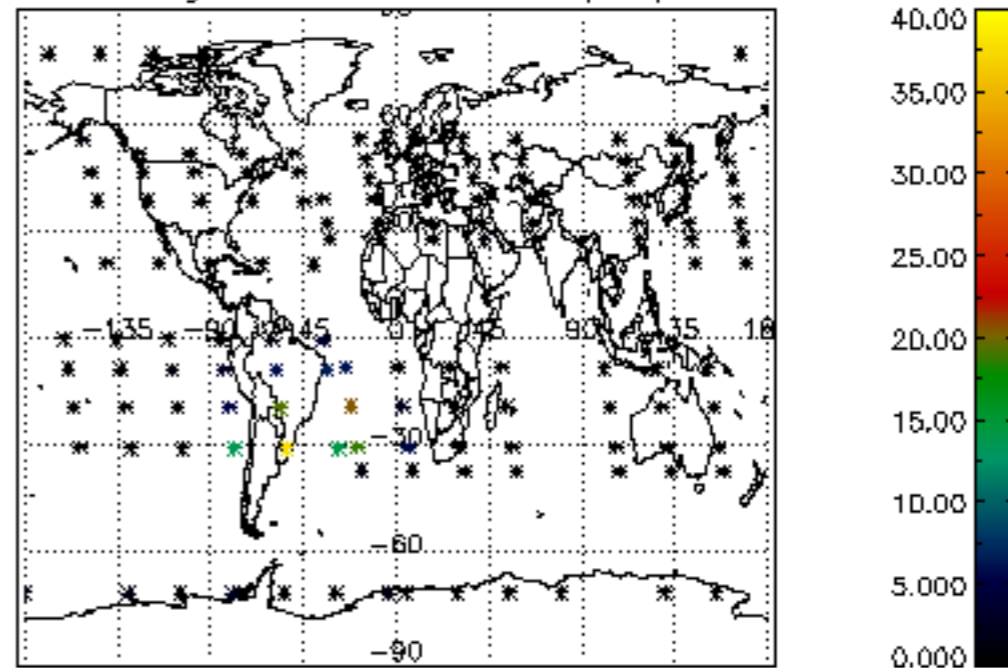
Percentage of datation errors per profile



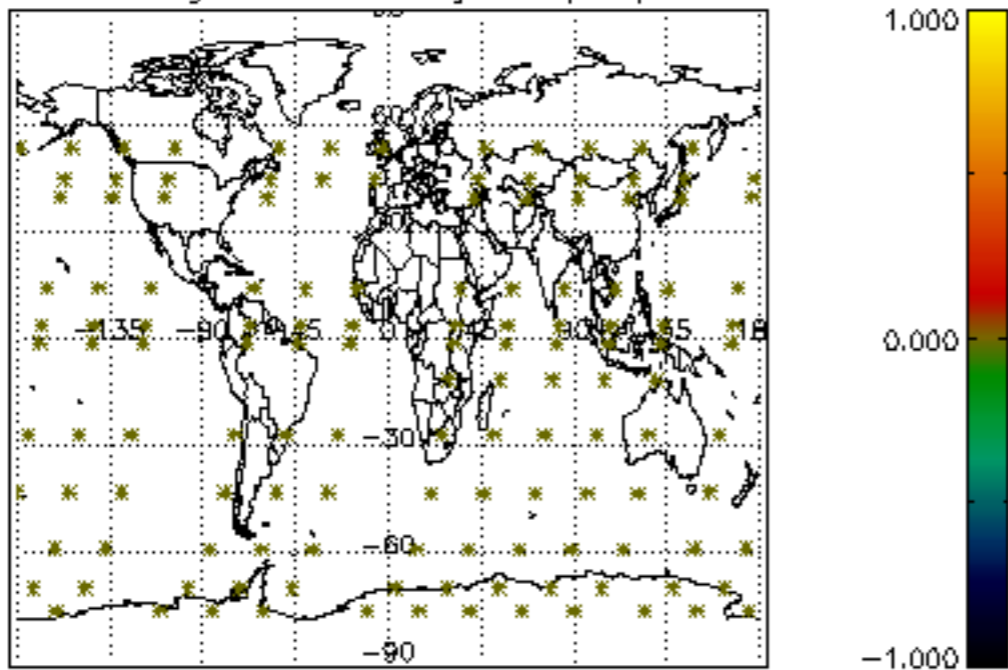
Percentage of star falling outside central band per profile



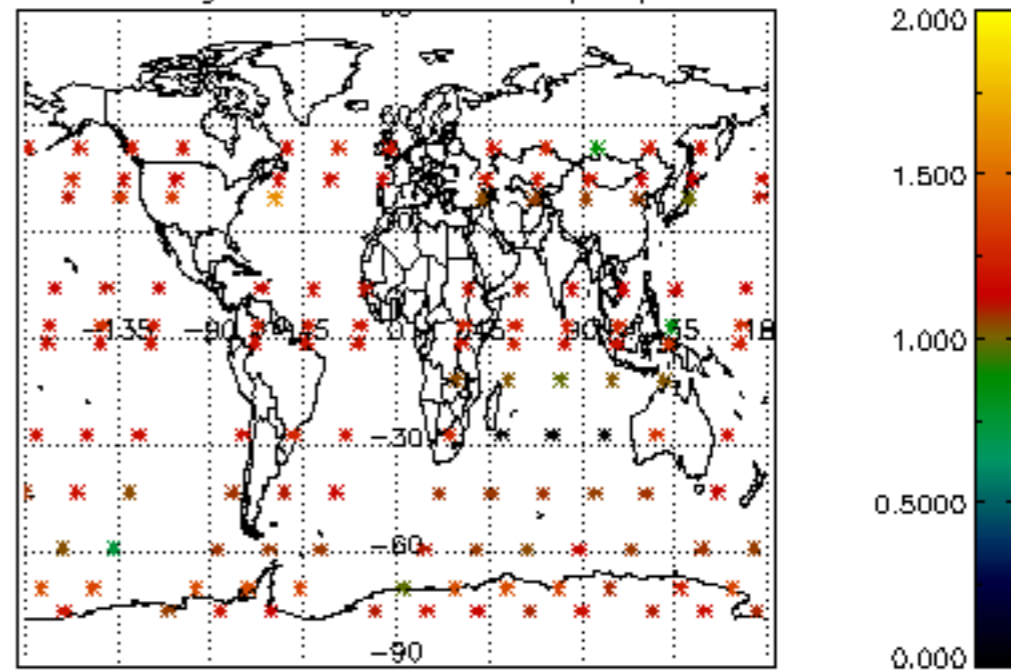
Percentage of saturation errors per profile



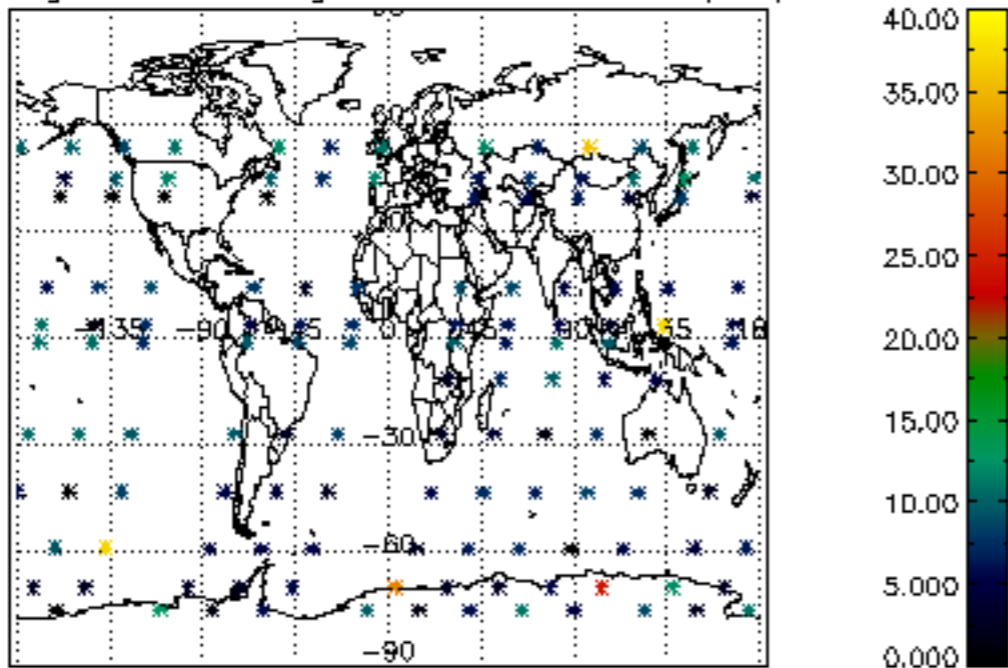
Percentage of cosmic ray hits per profile



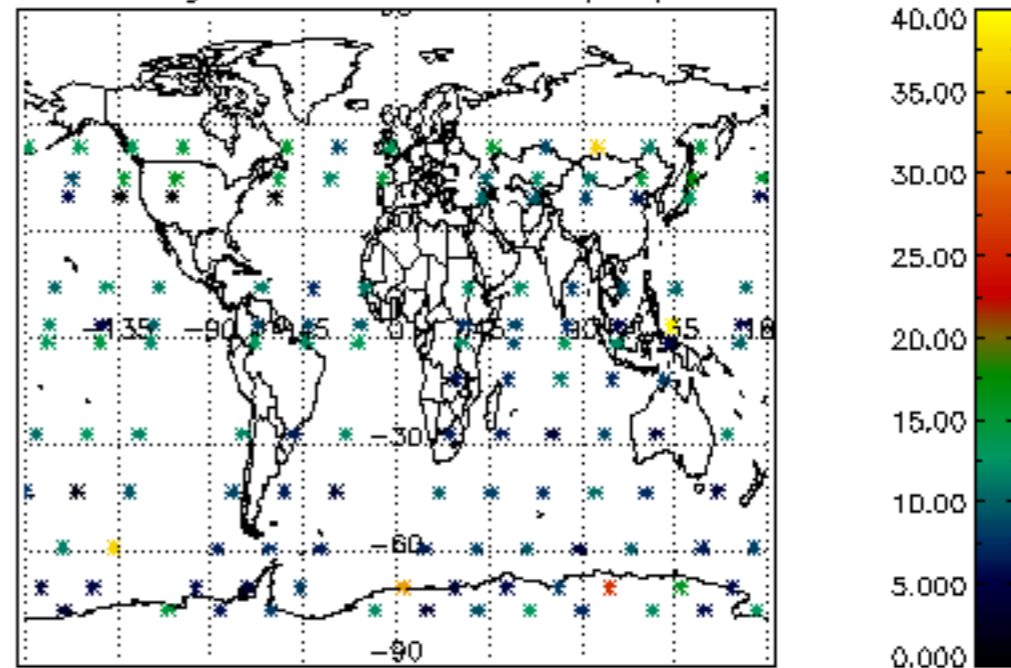
Percentage of datation errors per profile

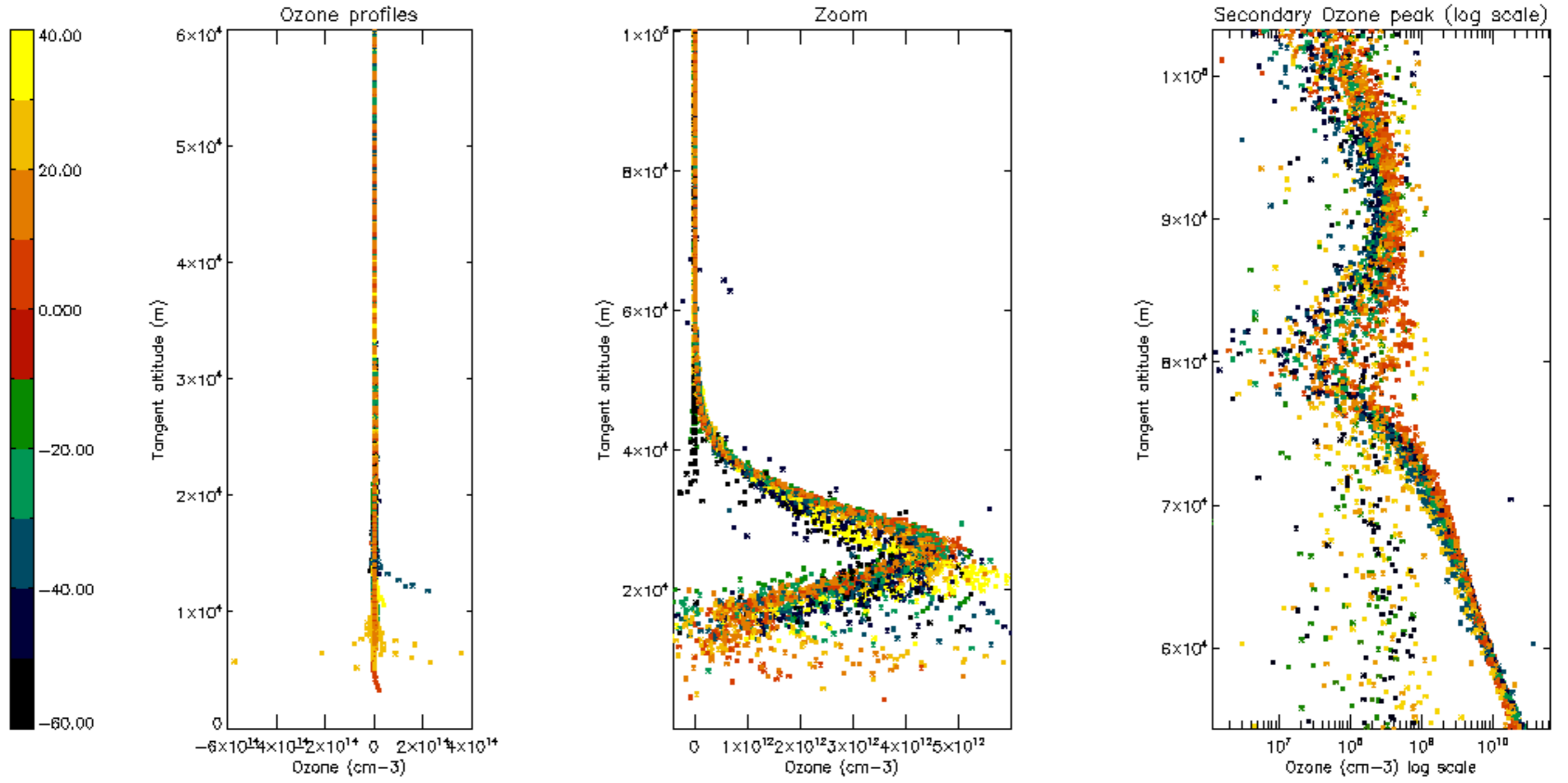


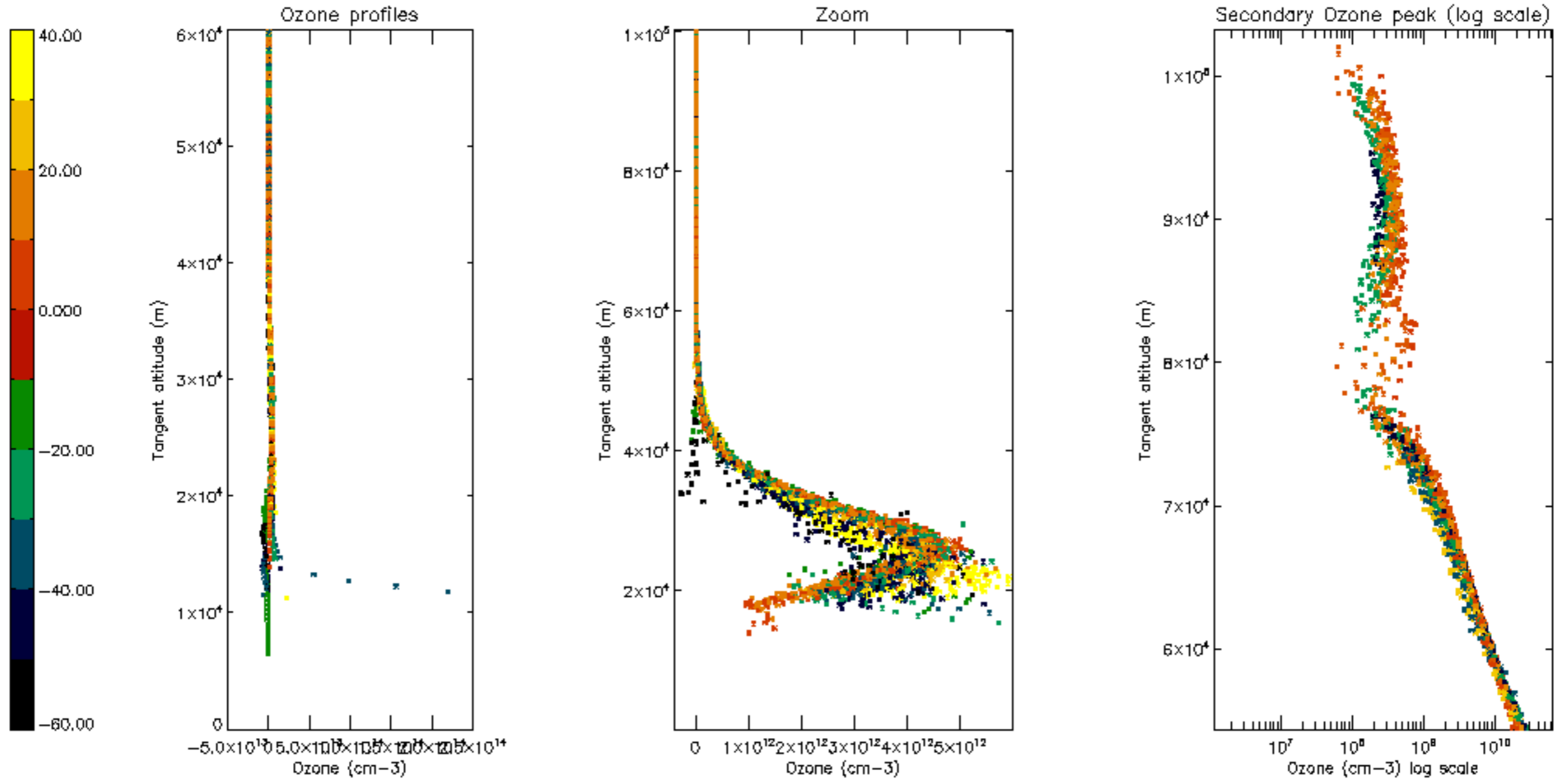
Percentage of star falling outside central band per profile

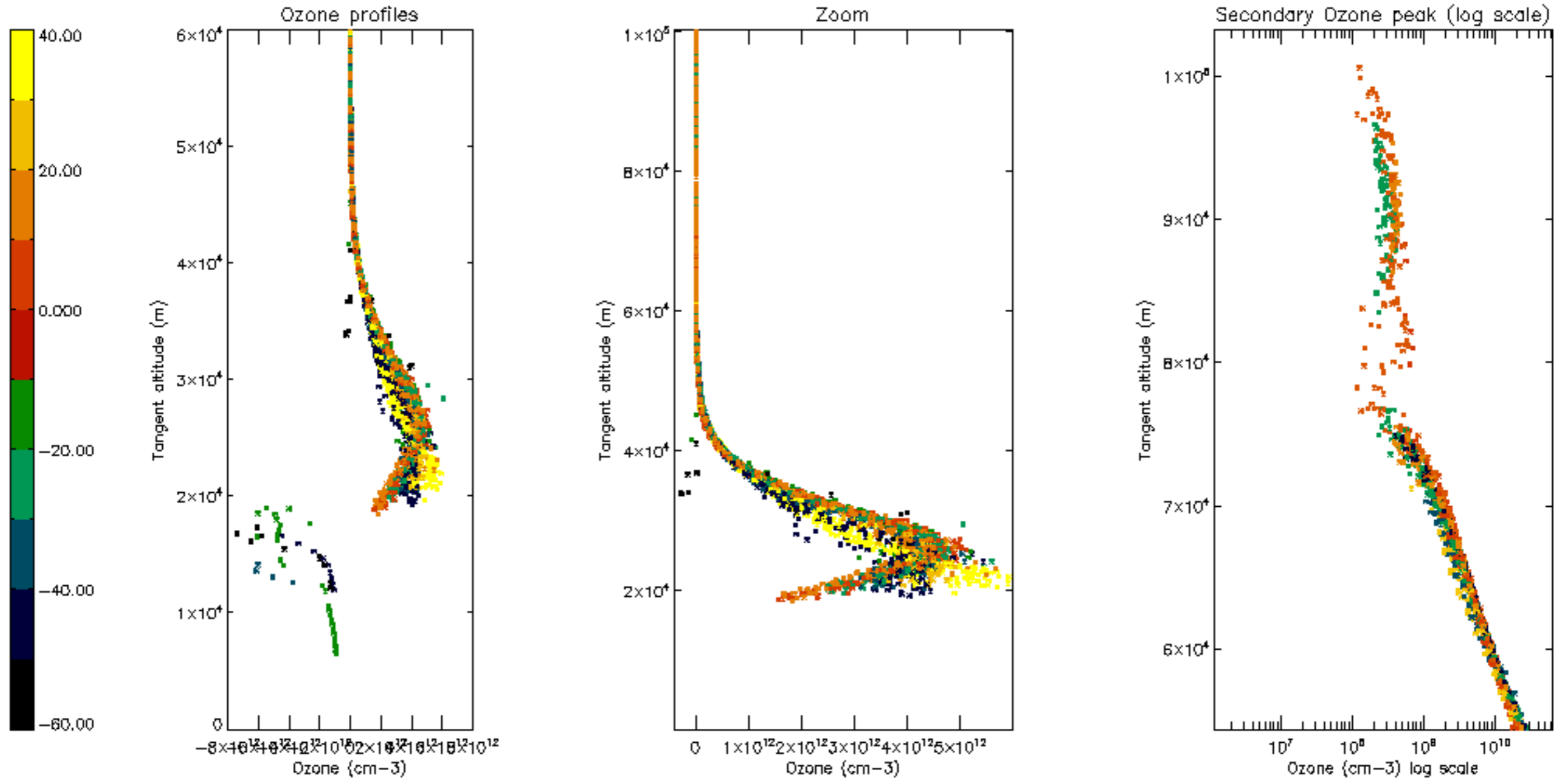


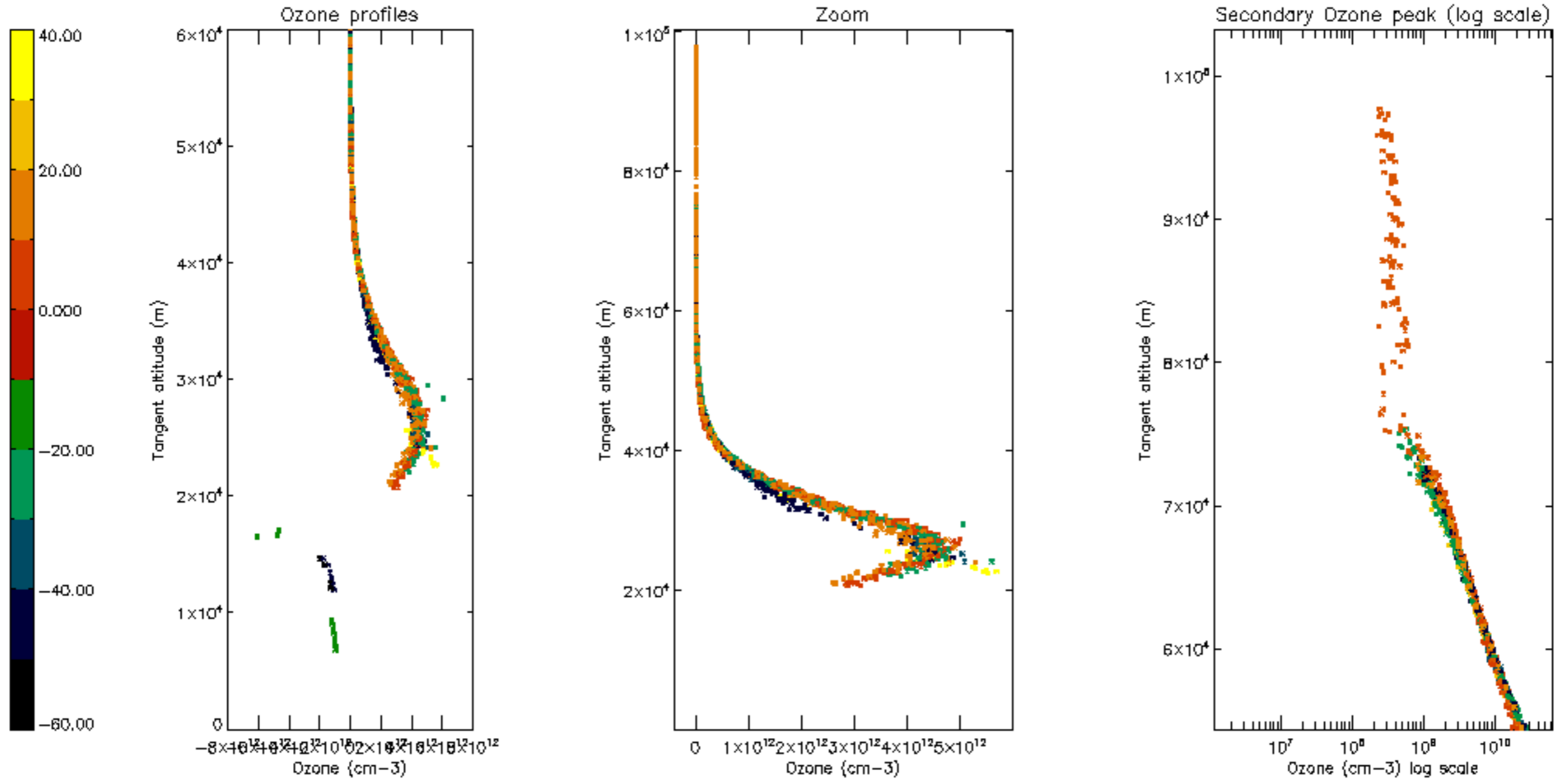
Percentage of saturation errors per profile

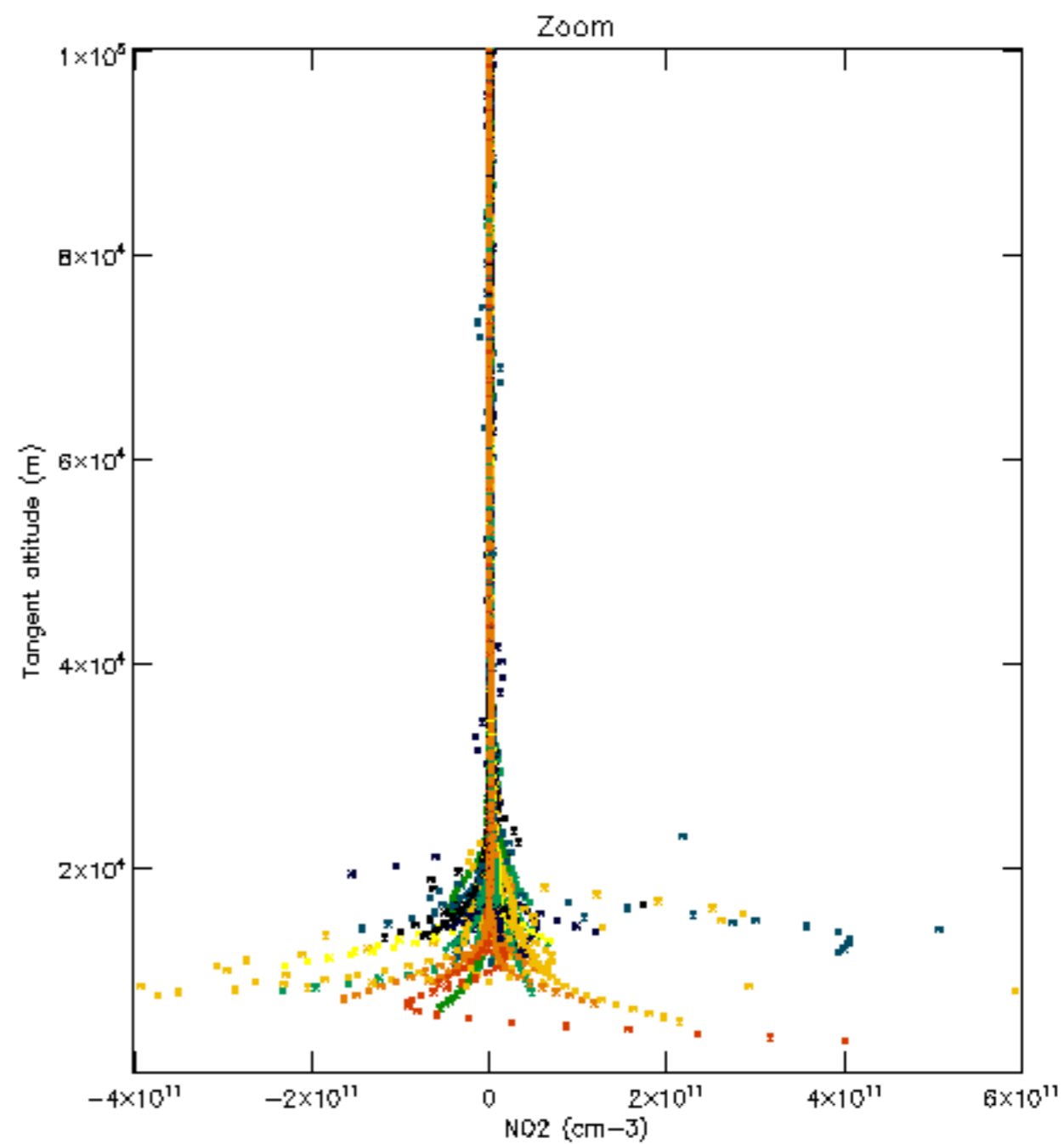
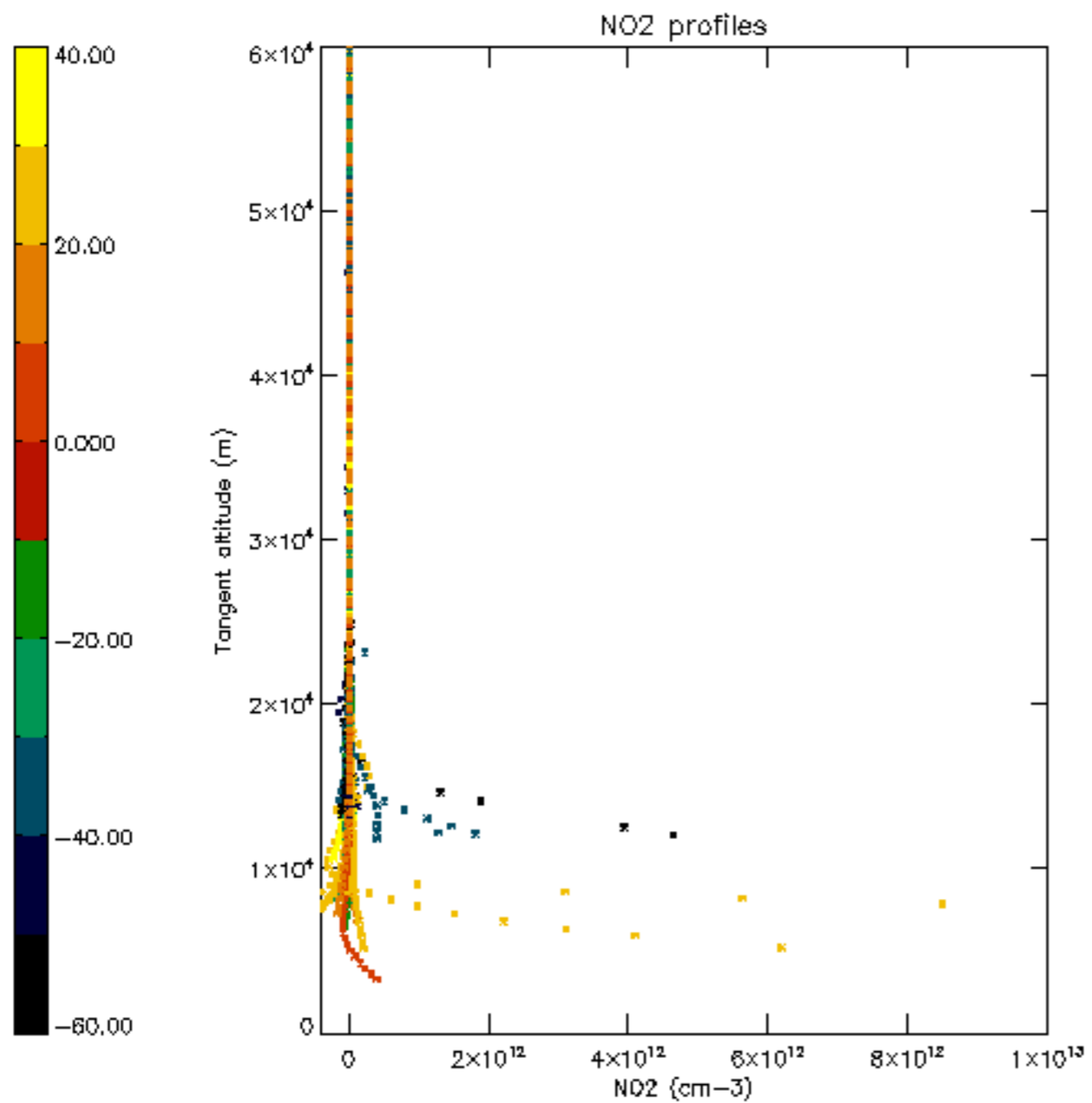


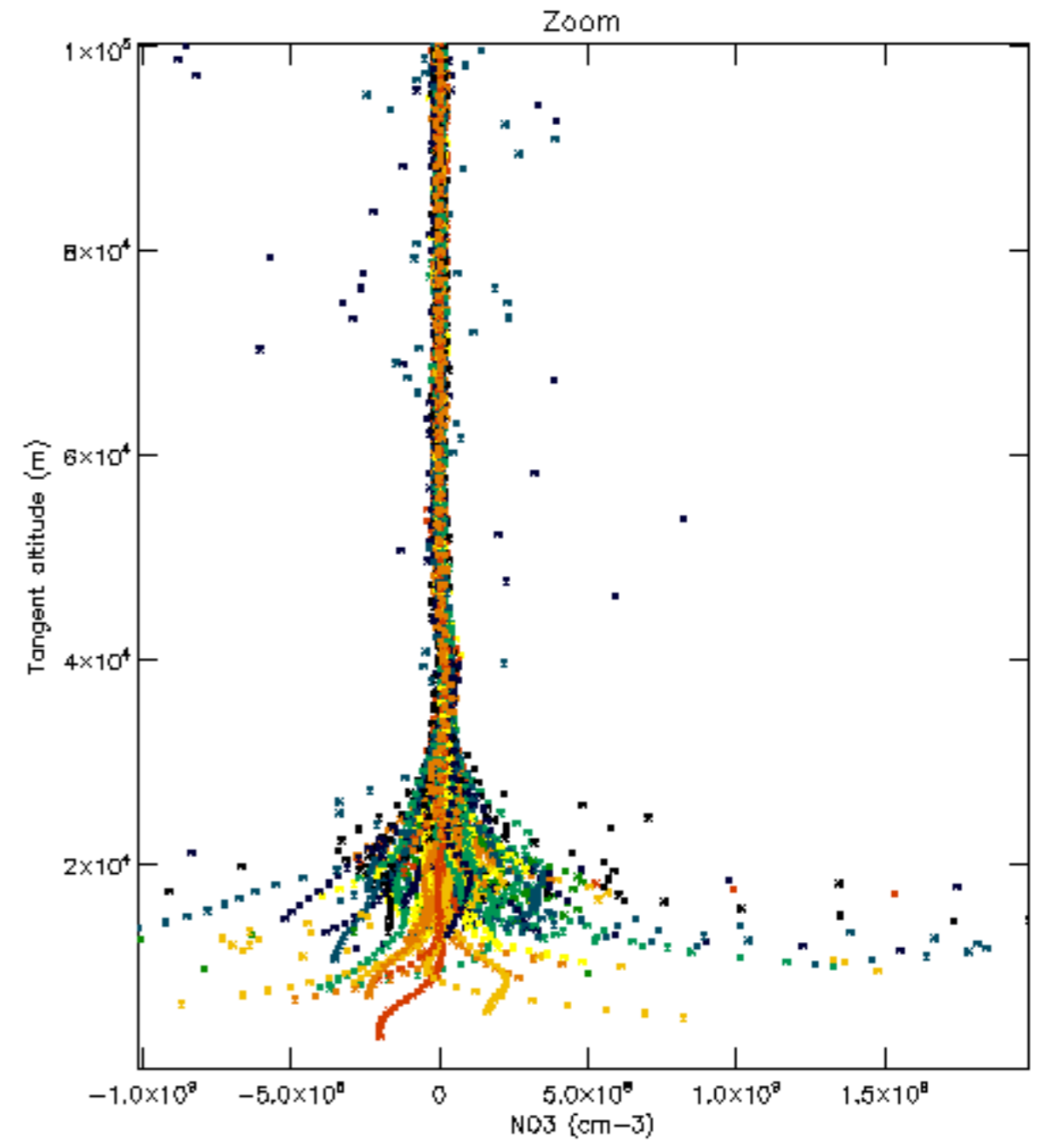
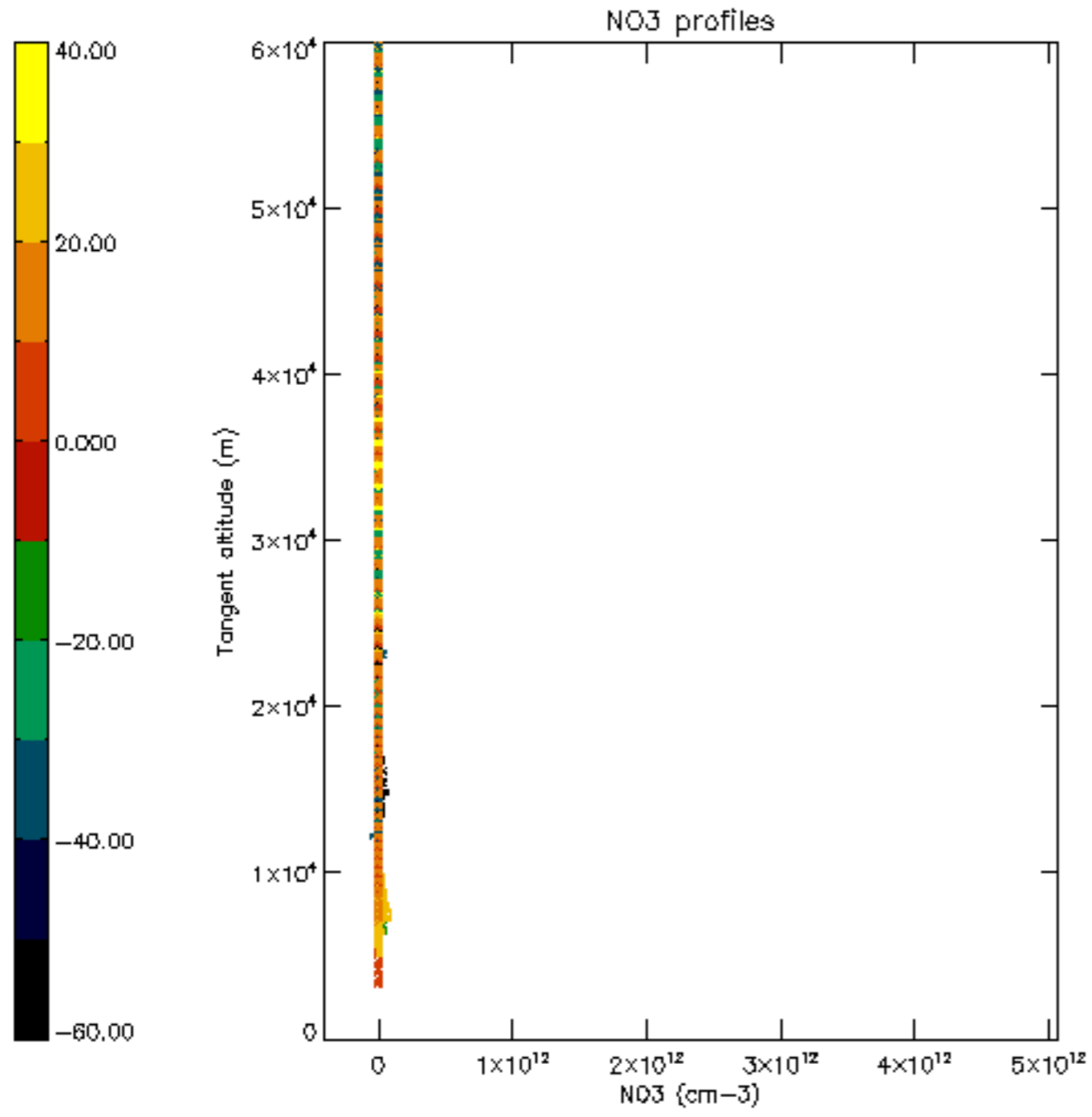




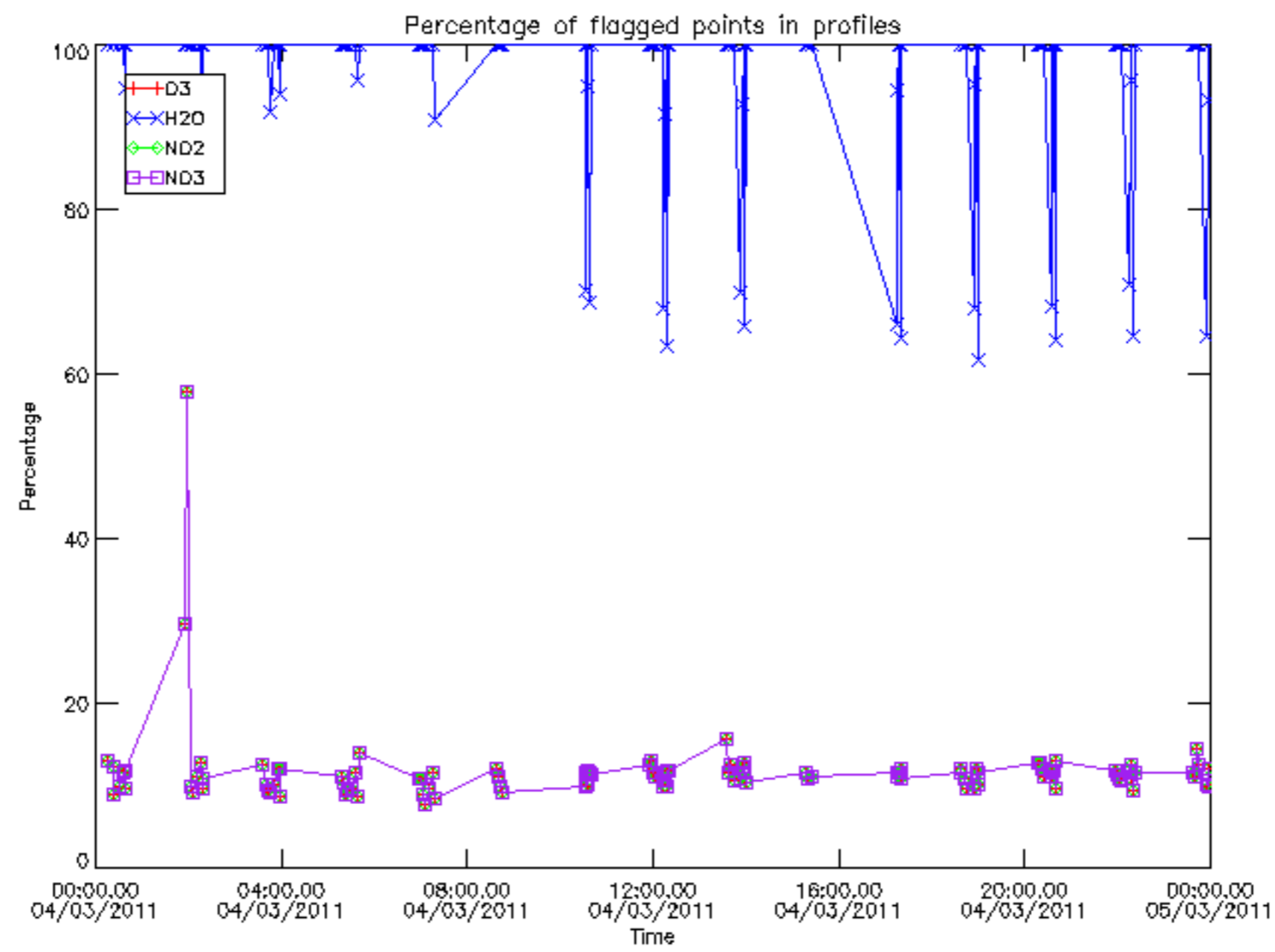




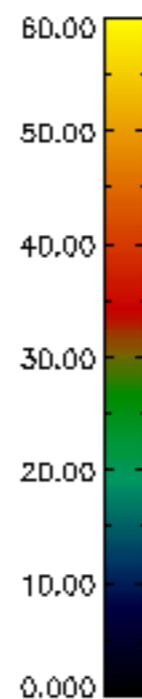
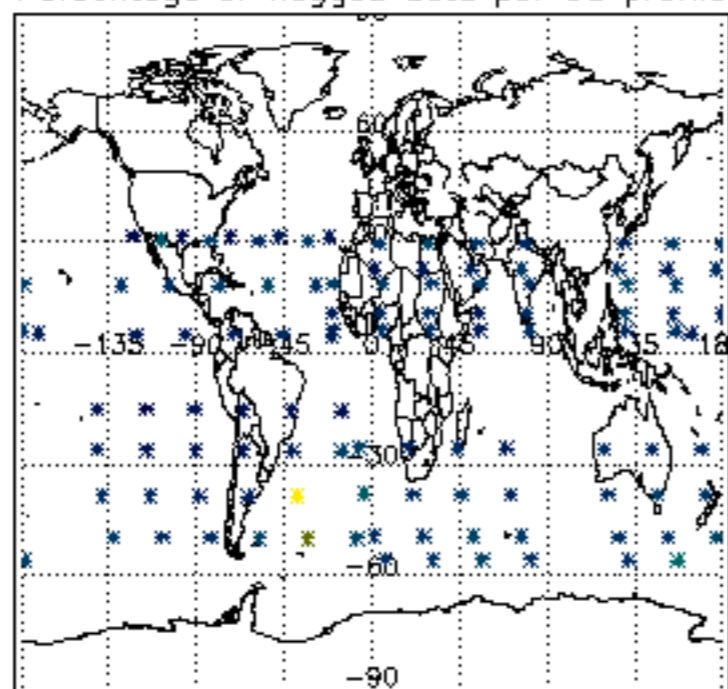




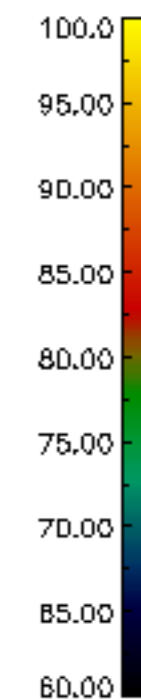
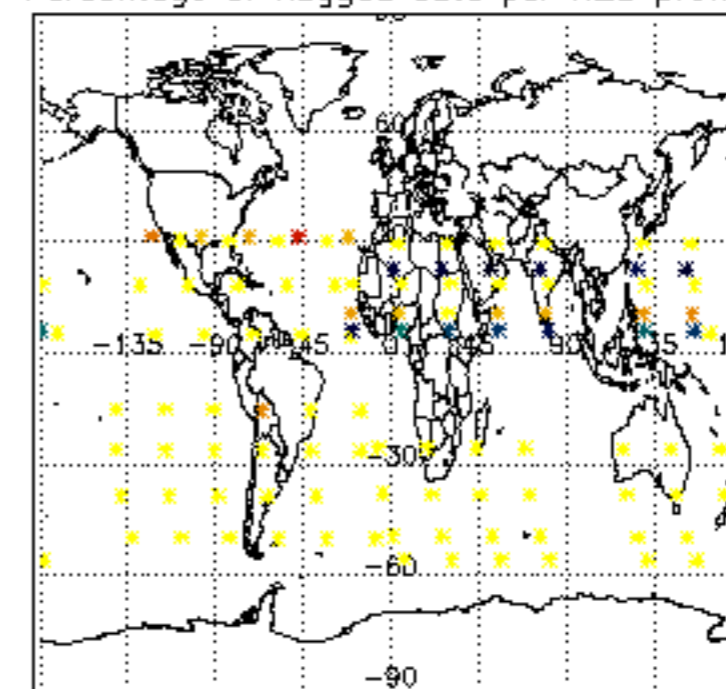




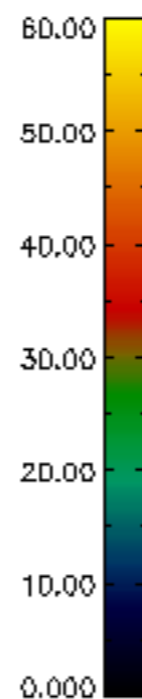
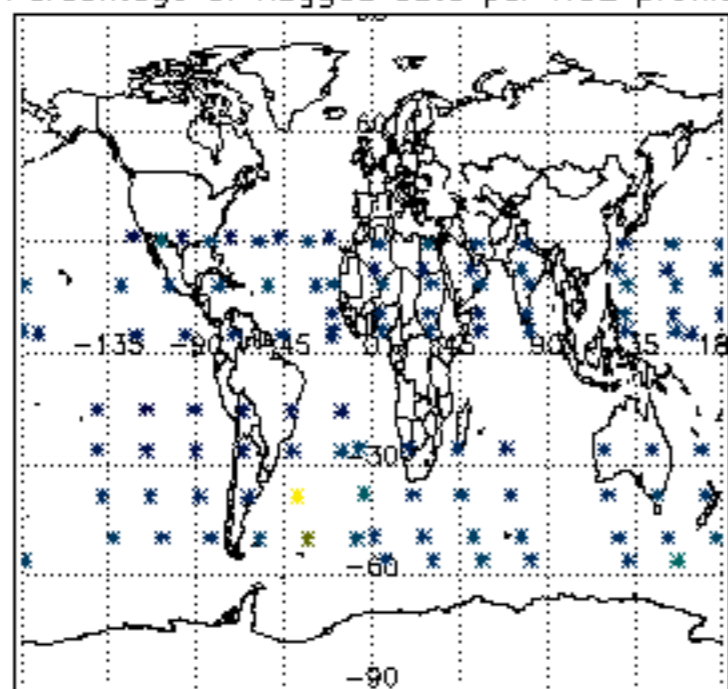
Percentage of flagged data per D3 profile



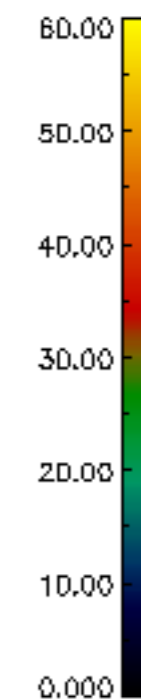
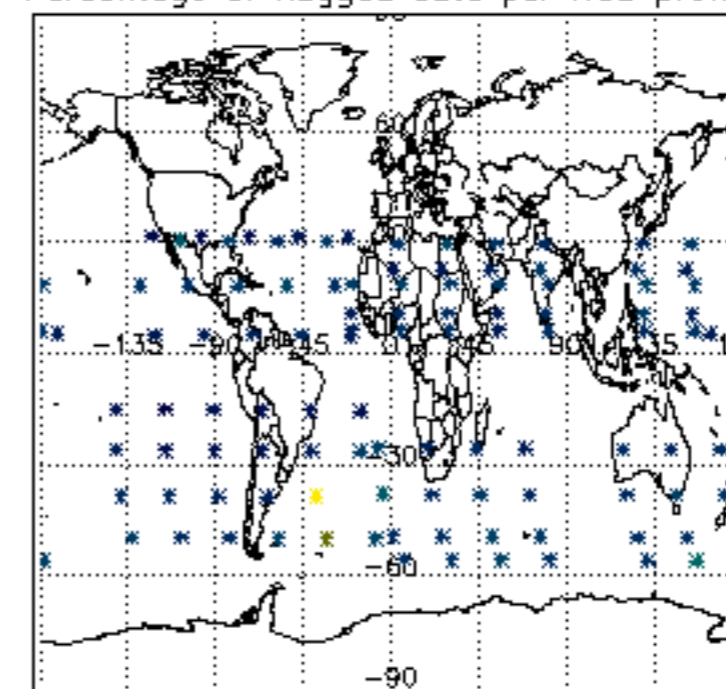
Percentage of flagged data per H2O profile

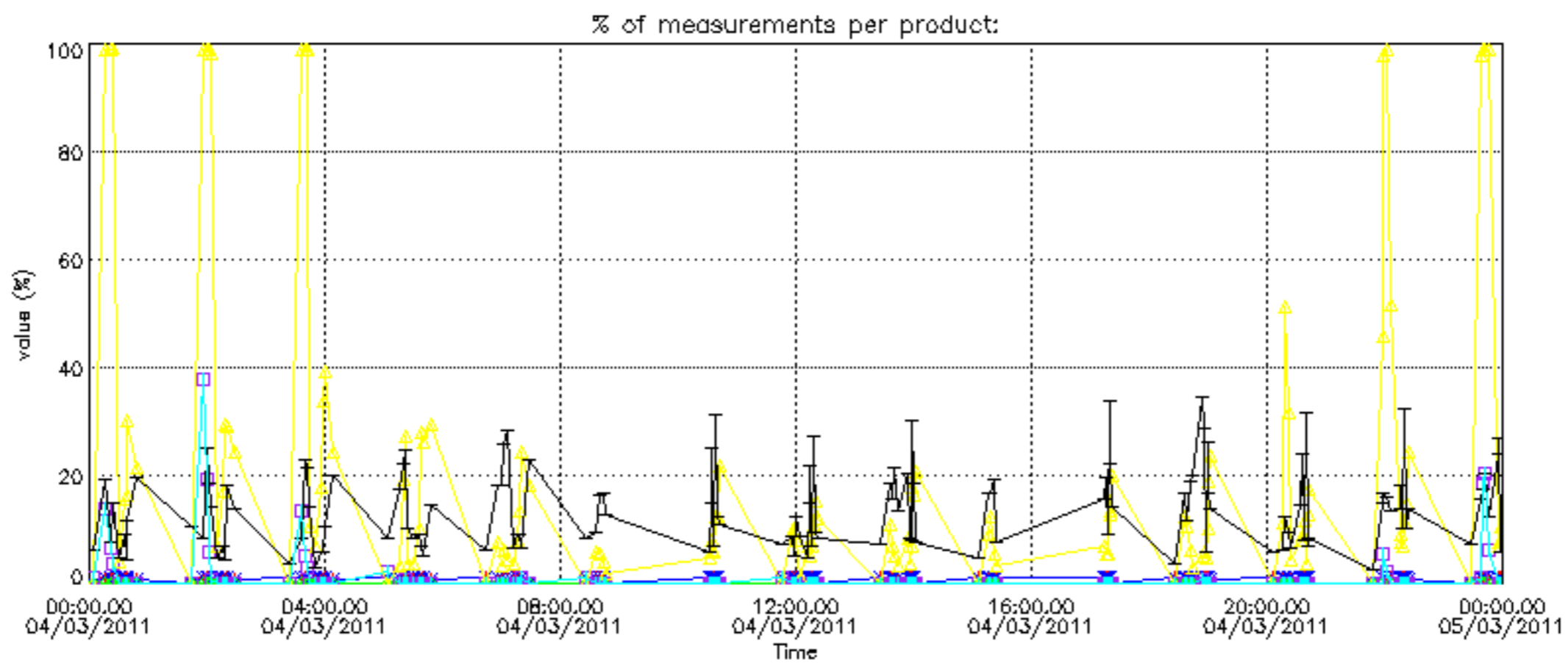


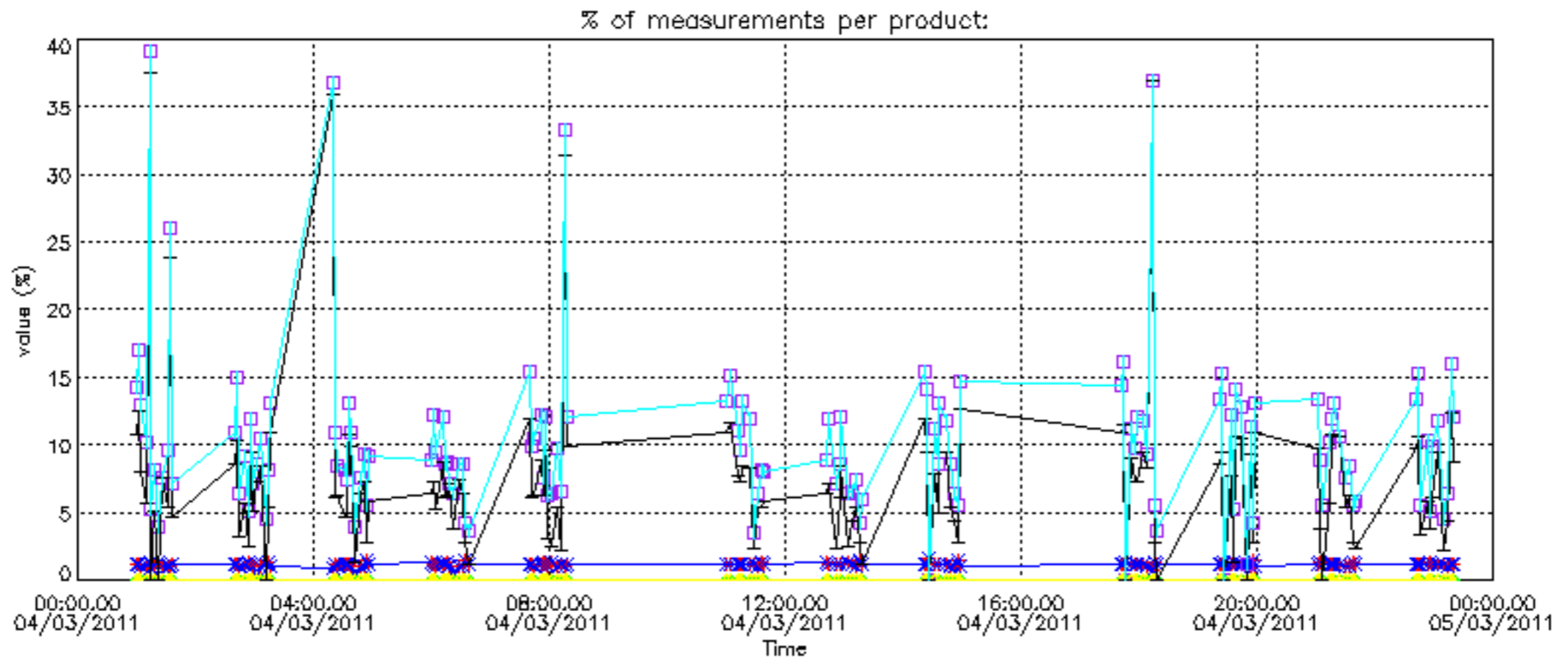
Percentage of flagged data per NO2 profile



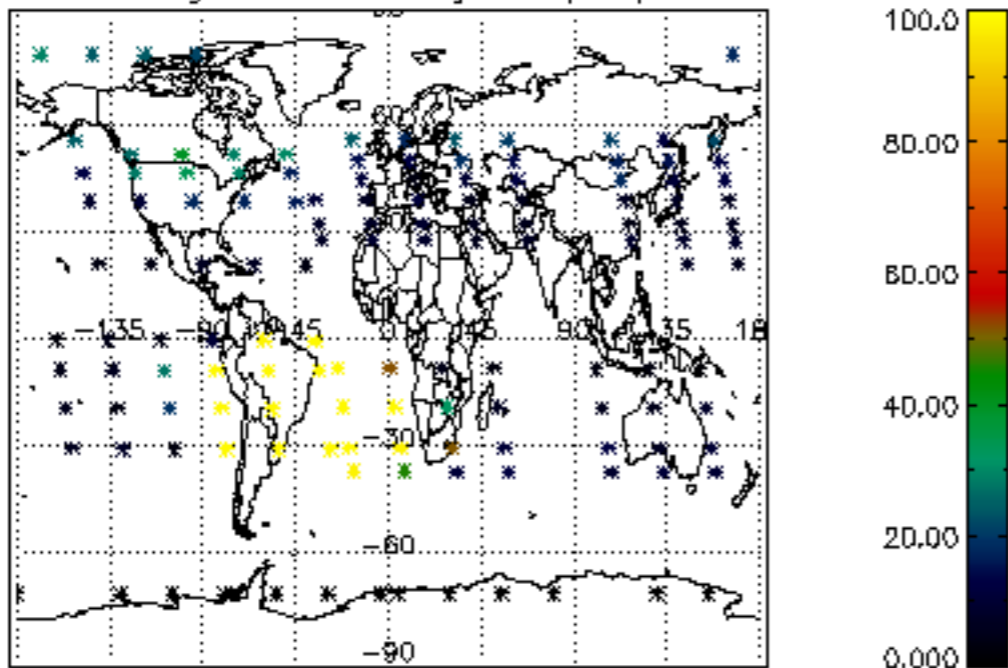
Percentage of flagged data per NO3 profile



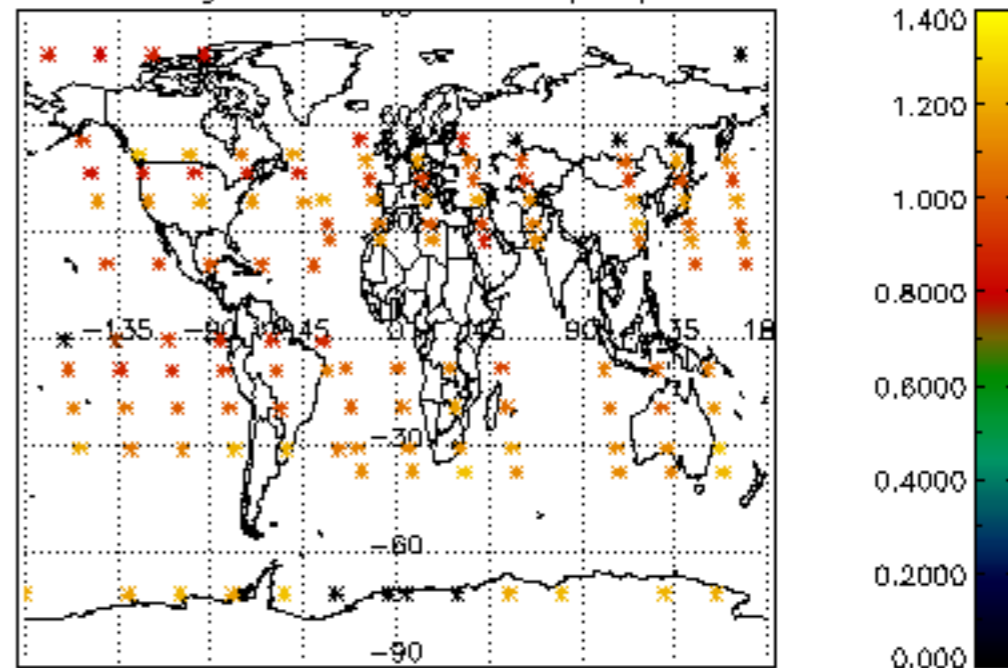




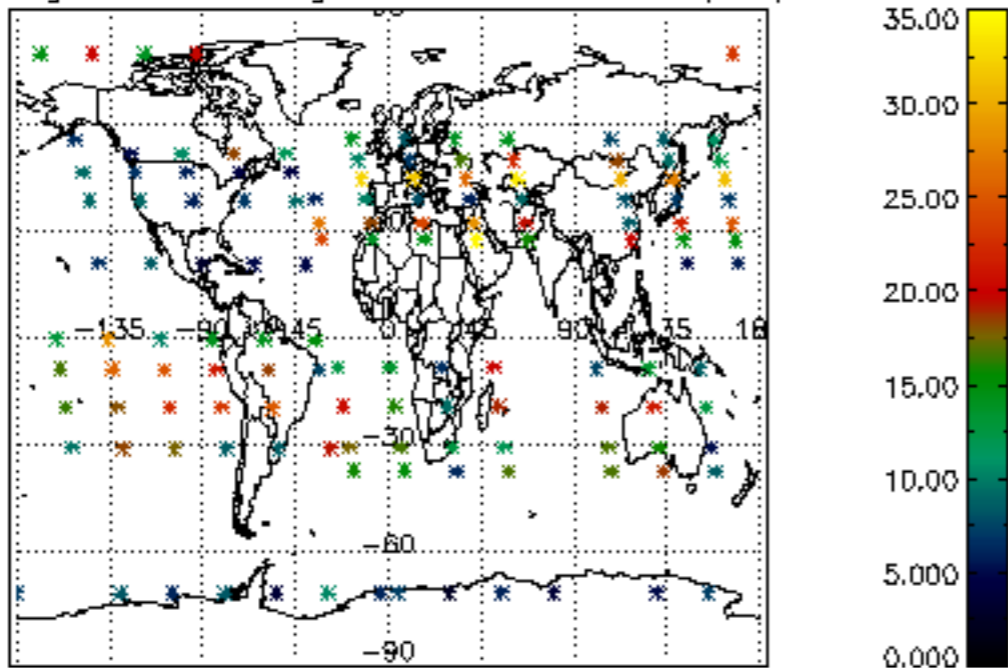
Percentage of cosmic ray hits per profile



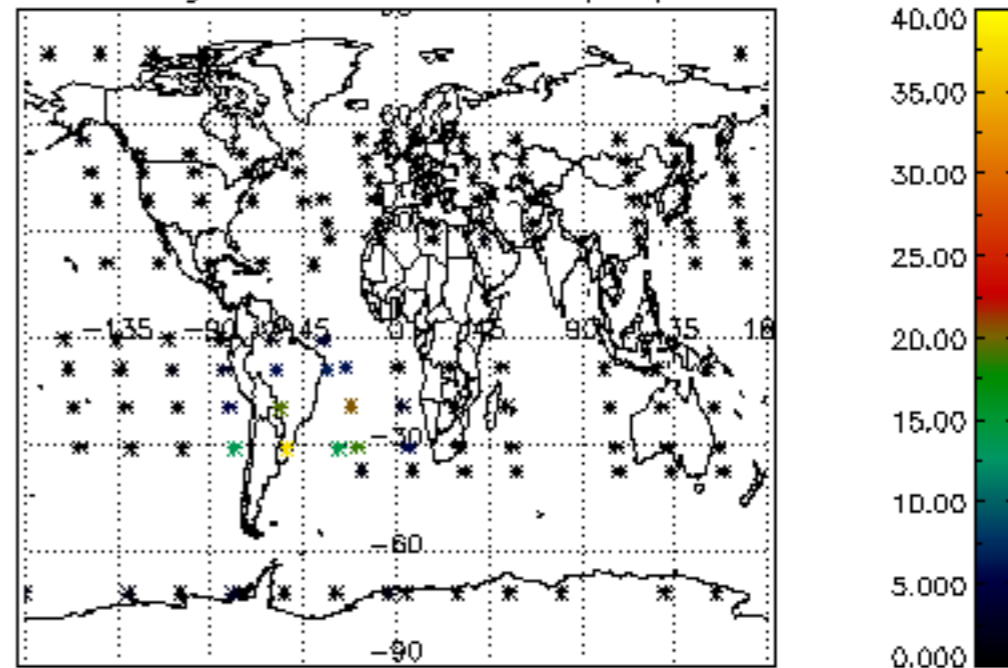
Percentage of datation errors per profile



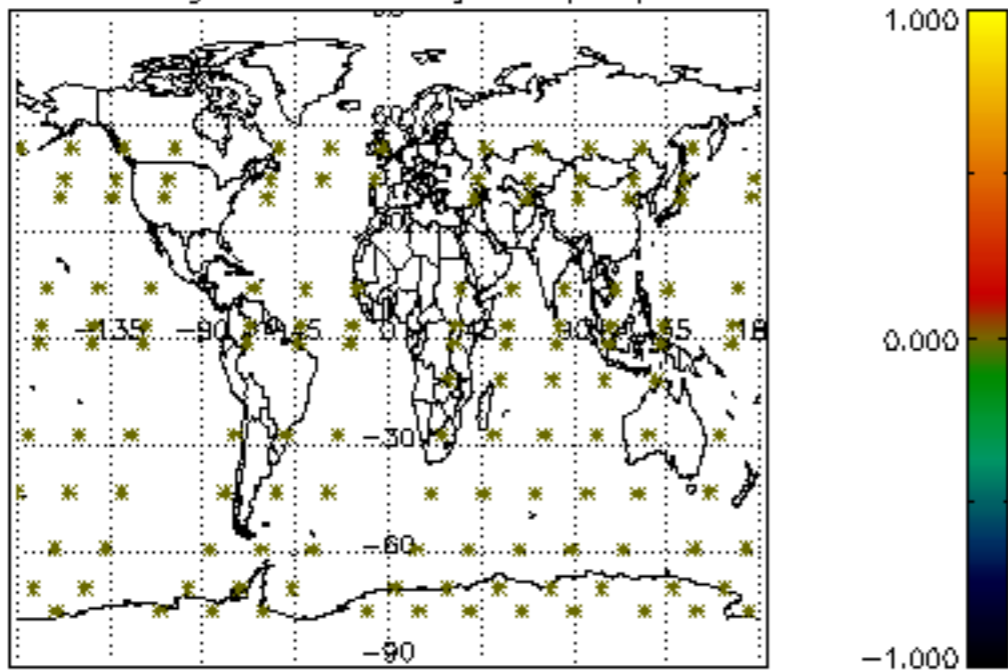
Percentage of star falling outside central band per profile



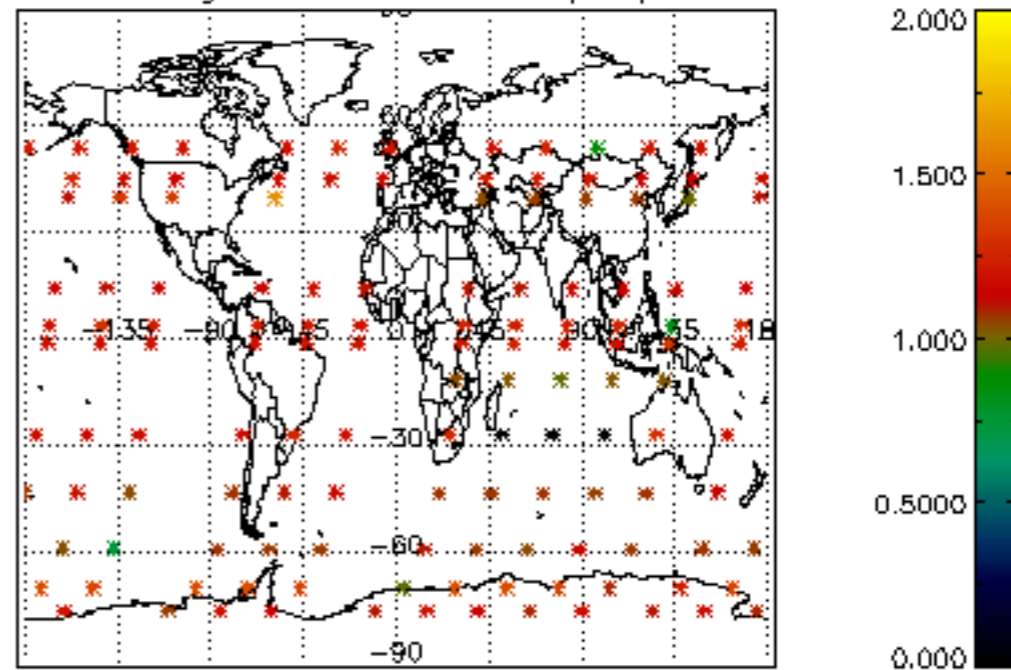
Percentage of saturation errors per profile



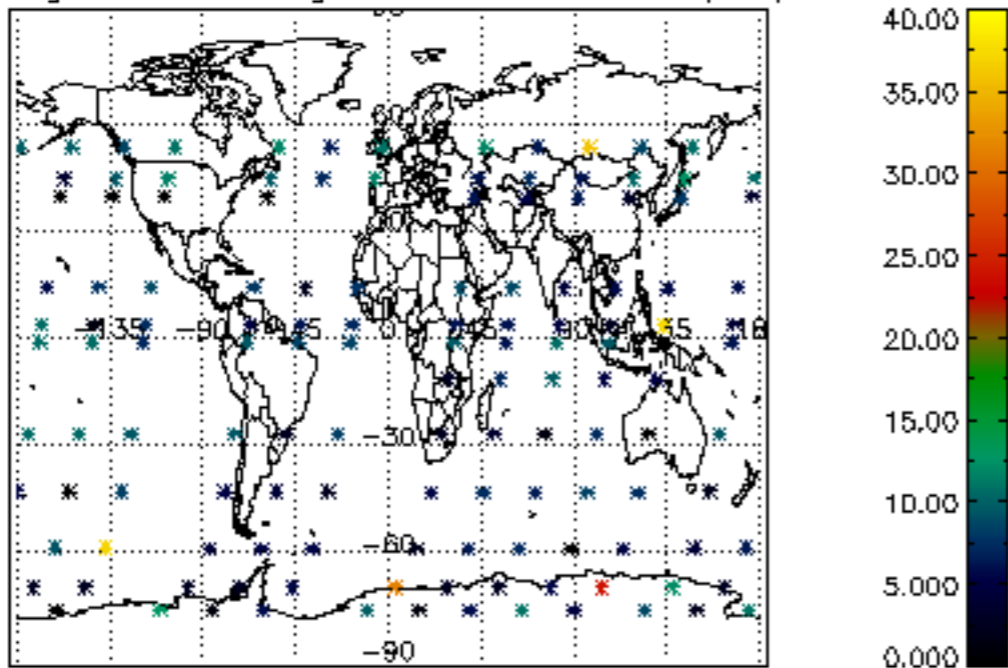
Percentage of cosmic ray hits per profile



Percentage of datation errors per profile



Percentage of star falling outside central band per profile



Percentage of saturation errors per profile

