

# GOMOS Level 2 Daily Report

## SUMMARY

### [1. General Info](#)

### [2. Summary of processed GOM\\_NL\\_2P products](#)

### [3. Level 2 Quality information per product](#)

#### [3.1 Plot of level 2 quality information per product \(time dependant\)](#)

#### [3.2 Plot of level 2 quality information per product \(world map\)](#)

### [4. Level 1 Quality information per product \(stored on level 2 products\)](#)

#### [4.1 Plot of level 1 quality information per product \(time dependant\)](#)

##### [4.1.1 Plot of level 1 quality information per product \(time dependant\): ASCENDING](#)

##### [4.1.2 Plot of level 1 quality information per product \(time dependant\): DESCENDING](#)

#### [4.2 Plot of level 1 quality information per product \(world map\)](#)

##### [4.2.1 Plot of level 1 quality information per product \(world map\): ASCENDING](#)

##### [4.2.2 Plot of level 1 quality information per product \(world map\): DESCENDING](#)

### [5. Ozone profiles based on quality statistics and other trace gas profiles](#)

#### [5.1 Ozone statistics based on quality of products](#)

#### [5.2 Plot ozone profiles for all STD \(dark without errors\)](#)

#### [5.3 Plot ozone profiles where STD < 20% \(dark without errors\)](#)

#### [5.4. Plot ozone profiles where STD < 10% \(dark without errors\)](#)

#### [5.5. Plot ozone profiles where STD < 5% \(dark without errors\)](#)

#### [5.6 Plot NO2 profiles for all STD \(dark without errors\)](#)

#### [5.7 Plot NO3 profiles for all STD \(dark without errors\)](#)

#### [5.8 Plot H2O profiles \(only for occultations of stars 1,2,3,4,13,14,16,26,63 dark without errors\) for all STD](#)

### [6. Auxiliary Data Files used for the production reported in section 2](#)

This report presents the daily analysis on parameters extracted from GOMOS level 2 data (GOM\_NL\_\_2P). It is intended to monitor some important parameters that will impact the quality of these products. A list of level 2 products (and content) that have arrived during the reporting day to the PCF is also given.

Item	Value
Time of report generation	24APR2013 10:51:40
Data source version	GOMOS/6.01
Start time of products	03-03-2011 (03MAR2011 00:00:00)
Stop time of products	04-03-2011 (04MAR2011 00:00:00)
Store outputs in DB	Yes
Nb of level 2 prods	332
Nb of prods with errors	0

## 2. Summary of processed GOM\_NL\_\_2P products.

Nr	Filename	UTC Start time	Limb	Duration	Star Id	Star Name	Star Mag	Star Temp	Nb Meas	Orbit	Prod. error
1	GOM_NL__2PRFIN20110303_000008_00000503100_00088_47085_4709.N1	03-MAR-2011 00:00:08	Bright	49.500	96	68Del Leo	2.5600	9300.0	99	47085	No
2	GOM_NL__2PRFIN20110303_000713_00000523100_00088_47085_4710.N1	03-MAR-2011 00:07:13	Bright	51.500	174	52Psi UMa	3.0040	4400.0	103	47085	No
3	GOM_NL__2PRFIN20110303_001003_00000403100_00088_47085_4711.N1	03-MAR-2011 00:10:03	Bright	40.000	82	48Bet UMa	2.3650	10600.	80	47085	No
4	GOM_NL__2PRFIN20110303_001125_00000423100_00088_47085_4712.N1	03-MAR-2011 00:11:25	Bright	41.500	36	50Alp UMa	1.8000	6300.0	83	47085	No
5	GOM_NL__2PRFIN20110303_001423_00000473100_00088_47085_4713.N1	03-MAR-2011 00:14:23	Bright	47.000	32	77Eps UMa	1.7630	11000.	94	47085	No
6	GOM_NL__2PRFIN20110303_001835_00000373100_00088_47085_4714.N1	03-MAR-2011 00:18:35	Bright	36.500	60	7Bet UMi	2.0810	3950.0	73	47085	No
7	GOM_NL__2PRFIN20110303_002312_00000463100_00088_47085_4715.N1	03-MAR-2011 00:23:12	Bright	45.500	119	14Eta Dra	2.7270	4700.0	91	47085	No
8	GOM_NL__2PRFIN20110303_002740_00000483100_00088_47085_4716.N1	03-MAR-2011 00:27:40	Bright	47.500	130	23Bet Dra	2.7990	5800.0	95	47085	No
9	GOM_NL__2PRFIN20110303_003046_00000543100_00088_47085_4717.N1	03-MAR-2011 00:30:46	Bright	54.000	144	18Del Cyg	2.8600	11000.	108	47085	No
10	GOM_NL__2PRFIN20110303_003253_00000413100_00088_47085_4718.N1	03-MAR-2011 00:32:53	Bright	41.000	5	3Alp Lyr	0.033000	11000.	82	47085	No
11	GOM_NL__2PRFIN20110303_004037_00000383100_00088_47085_4719.N1	03-MAR-2011 00:40:37	Bright	38.000	168	17Zet Aql	2.9860	11000.	76	47085	No
12	GOM_NL__2PRFIN20110303_005308_00000493100_00088_47085_4720.N1	03-MAR-2011 00:53:08	Dark	49.000	137	22Lam Sgr	2.8240	4400.0	98	47085	No
13	GOM_NL__2PRFIN20110303_005527_00000483100_00088_47085_4721.N1	03-MAR-2011 00:55:27	Dark	47.500	38	20Eps Sgr	1.8360	11000.	95	47085	No
14	GOM_NL__2PRFIN20110303_005824_00000563100_00088_47085_4722.N1	03-MAR-2011 00:58:24	Dark	56.000	25	35Lam Sco	1.6200	28000.	112	47085	No
15	GOM_NL__2PRFIN20110303_010040_00000683100_00088_47085_4723.N1	03-MAR-2011 01:00:40	Dark	68.000	75	26Eps Sco	2.2910	4250.0	136	47085	No
16	GOM_NL__2PRFIN20110303_010634_00000523100_00089_47086_4765.N1	03-MAR-2011 01:06:34	Dark	51.500	131	Gam Lup	2.8000	26000.	103	47086	No
17	GOM_NL__2PRFIN20110303_010950_00000543100_00089_47086_4766.N1	03-MAR-2011 01:09:50	Dark	53.500	10	Bet Cen	0.61000	28000.	107	47086	No
18	GOM_NL__2PRFIN20110303_011140_00000443100_00089_47086_4767.N1	03-MAR-2011 01:11:40	Dark	43.500	77	Eps Cen	2.3030	28000.	87	47086	No
19	GOM_NL__2PRFIN20110303_011348_00000523100_00089_47086_4768.N1	03-MAR-2011 01:13:48	Dark	52.000	54	5The Cen	2.0550	4500.0	104	47086	No
20	GOM_NL__2PRFIN20110303_011530_00000413100_00089_47086_4769.N1	03-MAR-2011 01:15:30	Dark	40.500	99	Del Cen	2.5750	26000.	81	47086	No
21	GOM_NL__2PRFIN20110303_012413_00000593100_00089_47086_4770.N1	03-MAR-2011 01:24:13	Straylight	58.500	171	2Eps Crv	3.0010	4250.0	117	47086	No
22	GOM_NL__2PRFIN20110303_013612_00000423100_00089_47086_4771.N1	03-MAR-2011 01:36:12	Bright	42.000	22	32Alp Leo	1.3600	15200.	84	47086	No
23	GOM_NL__2PRFIN20110303_013845_00000443100_00089_47086_4772.N1	03-MAR-2011 01:38:45	Bright	44.000	51	41Gam1Leo	2.0100	4500.0	88	47086	No
24	GOM_NL__2PRFIN20110303_014022_00000503100_00089_47086_4773.N1	03-MAR-2011 01:40:22	Bright	50.000	96	68Del Leo	2.5600	9300.0	100	47086	No
25	GOM_NL__2PRFIN20110303_014727_00000443100_00089_47086_4774.N1	03-MAR-2011 01:47:27	Bright	44.000	174	52Psi UMa	3.0040	4400.0	88	47086	No
26	GOM_NL__2PRFIN20110303_015017_00000473100_00089_47086_4775.N1	03-MAR-2011 01:50:17	Bright	46.500	82	48Bet UMa	2.3650	10600.	93	47086	No
27	GOM_NL__2PRFIN20110303_015138_00000393100_00089_47086_4776.N1	03-MAR-2011 01:51:38	Bright	39.000	36	50Alp UMa	1.8000	6300.0	78	47086	No
28	GOM_NL__2PRFIN20110303_015436_00000493100_00089_47086_4777.N1	03-MAR-2011 01:54:36	Bright	48.500	32	77Eps UMa	1.7630	11000.	97	47086	No
29	GOM_NL__2PRFIN20110303_015849_00000403100_00089_47086_4778.N1	03-MAR-2011 01:58:49	Bright	40.000	60	7Bet UMi	2.0810	3950.0	80	47086	No
30	GOM_NL__2PRFIN20110303_020325_00000483100_00089_47086_4779.N1	03-MAR-2011 02:03:25	Bright	47.500	119	14Eta Dra	2.7270	4700.0	95	47086	No
31	GOM_NL__2PRFIN20110303_020753_00000463100_00089_47086_4780.N1	03-MAR-2011 02:07:53	Bright	46.000	130	23Bet Dra	2.7990	5800.0	92	47086	No
32	GOM_NL__2PRFIN20110303_021100_00000543100_00089_47086_4781.N1	03-MAR-2011 02:11:00	Bright	54.000	144	18Del Cyg	2.8600	11000.	108	47086	No
33	GOM_NL__2PRFIN20110303_021307_00000423100_00089_47086_4782.N1	03-MAR-2011 02:13:07	Bright	42.000	5	3Alp Lyr	0.033000	11000.	84	47086	No
34	GOM_NL__2PRFIN20110303_022052_00000393100_00089_47086_4783.N1	03-MAR-2011 02:20:52	Bright	38.500	168	17Zet Aql	2.9860	11000.	77	47086	No
35	GOM_NL__2PRFIN20110303_023322_00000493100_00089_47086_4784.N1	03-MAR-2011 02:33:22	Dark	49.000	137	22Lam Sgr	2.8240	4400.0	98	47086	No
36	GOM_NL__2PRFIN20110303_023542_00000493100_00089_47086_4785.N1	03-MAR-2011 02:35:42	Dark	48.500	38	20Eps Sgr	1.8360	11000.	97	47086	No
37	GOM_NL__2PRFIN20110303_023839_00000553100_00089_47086_4786.N1	03-MAR-2011 02:38:39	Dark	54.500	25	35Lam Sco	1.6200	28000.	109	47086	No
38	GOM_NL__2PRFIN20110303_024055_00000563100_00089_47086_4787.N1	03-MAR-2011 02:40:55	Dark	56.000	75	26Eps Sco	2.2910	4250.0	112	47086	No
39	GOM_NL__2PRFIN20110303_024649_00000533100_00090_47087_4766.N1	03-MAR-2011 02:46:49	Dark	53.000	131	Gam Lup	2.8000	26000.	106	47087	No
40	GOM_NL__2PRFIN20110303_025005_00000533100_00090_47087_4767.N1	03-MAR-2011 02:50:05	Dark	52.500	10	Bet Cen	0.61000	28000.	105	47087	No
41	GOM_NL__2PRFIN20110303_025155_00000443100_00090_47087_4768.N1	03-MAR-2011 02:51:55	Dark	43.500	77	Eps Cen	2.3030	28000.	87	47087	No
42	GOM_NL__2PRFIN20110303_025404_00000523100_00090_47087_4769.N1	03-MAR-2011 02:54:04	Dark	52.000	54	5The Cen	2.0550	4500.0	104	47087	No

43	GOM_NL__2PRFIN20110303_025544_000000423100_00090_47087_4770.N1	03-MAR-2011 02:55:44	Dark	41.500	99	Del Cen	2.5750	26000.	83	47087	No
44	GOM_NL__2PRFIN20110303_030427_000000603100_00090_47087_4771.N1	03-MAR-2011 03:04:27	Straylight	59.500	171	2Eps Crv	3.0010	4250.0	119	47087	No
45	GOM_NL__2PRFIN20110303_031626_000000403100_00090_47087_4772.N1	03-MAR-2011 03:16:26	Bright	40.000	22	32Alp Leo	1.3600	15200.	80	47087	No
46	GOM_NL__2PRFIN20110303_031858_000000443100_00090_47087_4773.N1	03-MAR-2011 03:18:58	Bright	43.500	51	41Gam1Leo	2.0100	4500.0	87	47087	No
47	GOM_NL__2PRFIN20110303_032035_000000493100_00090_47087_4774.N1	03-MAR-2011 03:20:35	Bright	49.000	96	68Del Leo	2.5600	9300.0	98	47087	No
48	GOM_NL__2PRFIN20110303_032740_000000453100_00090_47087_4775.N1	03-MAR-2011 03:27:40	Bright	44.500	174	52Psi UMa	3.0040	4400.0	89	47087	No
49	GOM_NL__2PRFIN20110303_033030_000000413100_00090_47087_4776.N1	03-MAR-2011 03:30:30	Bright	40.500	82	48Bet UMa	2.3650	10600.	81	47087	No
50	GOM_NL__2PRFIN20110303_033152_000000423100_00090_47087_4777.N1	03-MAR-2011 03:31:52	Bright	42.000	36	50Alp UMa	1.8000	6300.0	84	47087	No
51	GOM_NL__2PRFIN20110303_033449_000000473100_00090_47087_4778.N1	03-MAR-2011 03:34:49	Bright	46.500	32	77Eps UMa	1.7630	11000.	93	47087	No
52	GOM_NL__2PRFIN20110303_033902_000000393100_00090_47087_4779.N1	03-MAR-2011 03:39:02	Bright	38.500	60	7Bet UMi	2.0810	3950.0	77	47087	No
53	GOM_NL__2PRFIN20110303_034338_000000473100_00090_47087_4780.N1	03-MAR-2011 03:43:38	Bright	47.000	119	14Eta Dra	2.7270	4700.0	94	47087	No
54	GOM_NL__2PRFIN20110303_034807_000000473100_00090_47087_4781.N1	03-MAR-2011 03:48:07	Bright	47.000	130	23Bet Dra	2.7990	5800.0	94	47087	No
55	GOM_NL__2PRFIN20110303_035114_000000373100_00090_47087_4782.N1	03-MAR-2011 03:51:14	Bright	37.000	144	18Del Cyg	2.8600	11000.	74	47087	No
56	GOM_NL__2PRFIN20110303_035321_000000413100_00090_47087_4783.N1	03-MAR-2011 03:53:21	Bright	41.000	5	3Alp Lyr	0.033000	11000.	82	47087	No
57	GOM_NL__2PRFIN20110303_040106_000000403100_00090_47087_4784.N1	03-MAR-2011 04:01:06	Bright	40.000	168	17Zet Aql	2.9860	11000.	80	47087	No
58	GOM_NL__2PRFIN20110303_041337_000000453100_00090_47087_4785.N1	03-MAR-2011 04:13:37	Dark	44.500	137	22Lam Sgr	2.8240	4400.0	89	47087	No
59	GOM_NL__2PRFIN20110303_041557_000000453100_00090_47087_4786.N1	03-MAR-2011 04:15:57	Dark	44.500	38	20Eps Sgr	1.8360	11000.	89	47087	No
60	GOM_NL__2PRFIN20110303_041854_000000453100_00090_47087_4787.N1	03-MAR-2011 04:18:54	Dark	45.000	25	35Lam Sco	1.6200	28000.	90	47087	No
61	GOM_NL__2PRFIN20110303_042110_000000583100_00090_47087_4788.N1	03-MAR-2011 04:21:10	Dark	57.500	75	26Eps Sco	2.2910	4250.0	115	47087	No
62	GOM_NL__2PRFIN20110303_042704_000000533100_00091_47088_4877.N1	03-MAR-2011 04:27:04	Dark	52.500	131	Gam Lup	2.8000	26000.	105	47088	No
63	GOM_NL__2PRFIN20110303_043019_000000413100_00091_47088_4878.N1	03-MAR-2011 04:30:19	Dark	41.000	10	Bet Cen	0.61000	28000.	82	47088	No
64	GOM_NL__2PRFIN20110303_043210_000000443100_00091_47088_4879.N1	03-MAR-2011 04:32:10	Dark	43.500	77	Eps Cen	2.3030	28000.	87	47088	No
65	GOM_NL__2PRFIN20110303_043418_000000533100_00091_47088_4880.N1	03-MAR-2011 04:34:18	Dark	53.000	54	5The Cen	2.0550	4500.0	106	47088	No
66	GOM_NL__2PRFIN20110303_043559_000000413100_00091_47088_4881.N1	03-MAR-2011 04:35:59	Dark	41.000	99	Del Cen	2.5750	26000.	82	47088	No
67	GOM_NL__2PRFIN20110303_044441_000000633100_00091_47088_4882.N1	03-MAR-2011 04:44:41	Straylight	62.500	171	2Eps Crv	3.0010	4250.0	125	47088	No
68	GOM_NL__2PRFIN20110303_045640_000000413100_00091_47088_4883.N1	03-MAR-2011 04:56:40	Bright	40.500	22	32Alp Leo	1.3600	15200.	81	47088	No
69	GOM_NL__2PRFIN20110303_045912_000000433100_00091_47088_4884.N1	03-MAR-2011 04:59:12	Bright	43.000	51	41Gam1Leo	2.0100	4500.0	86	47088	No
70	GOM_NL__2PRFIN20110303_050049_000000503100_00091_47088_4885.N1	03-MAR-2011 05:00:49	Bright	49.500	96	68Del Leo	2.5600	9300.0	99	47088	No
71	GOM_NL__2PRFIN20110303_050754_000000443100_00091_47088_4886.N1	03-MAR-2011 05:07:54	Bright	43.500	174	52Psi UMa	3.0040	4400.0	87	47088	No
72	GOM_NL__2PRFIN20110303_051044_000000403100_00091_47088_4887.N1	03-MAR-2011 05:10:44	Bright	39.500	82	48Bet UMa	2.3650	10600.	79	47088	No
73	GOM_NL__2PRFIN20110303_051206_000000423100_00091_47088_4888.N1	03-MAR-2011 05:12:06	Bright	41.500	36	50Alp UMa	1.8000	6300.0	83	47088	No
74	GOM_NL__2PRFIN20110303_051502_000000503100_00091_47088_4889.N1	03-MAR-2011 05:15:02	Bright	50.000	32	77Eps UMa	1.7630	11000.	100	47088	No
75	GOM_NL__2PRFIN20110303_051916_000000433100_00091_47088_4890.N1	03-MAR-2011 05:19:16	Bright	42.500	60	7Bet UMi	2.0810	3950.0	85	47088	No
76	GOM_NL__2PRFIN20110303_052352_000000473100_00091_47088_4891.N1	03-MAR-2011 05:23:52	Bright	47.000	119	14Eta Dra	2.7270	4700.0	94	47088	No
77	GOM_NL__2PRFIN20110303_052821_000000483100_00091_47088_4892.N1	03-MAR-2011 05:28:21	Bright	47.500	130	23Bet Dra	2.7990	5800.0	95	47088	No
78	GOM_NL__2PRFIN20110303_053128_000000363100_00091_47088_4893.N1	03-MAR-2011 05:31:28	Bright	35.500	144	18Del Cyg	2.8600	11000.	71	47088	No
79	GOM_NL__2PRFIN20110303_053335_000000453100_00091_47088_4894.N1	03-MAR-2011 05:33:35	Bright	45.000	5	3Alp Lyr	0.033000	11000.	90	47088	No
80	GOM_NL__2PRFIN20110303_054121_000000413100_00091_47088_4895.N1	03-MAR-2011 05:41:21	Bright	40.500	168	17Zet Aql	2.9860	11000.	81	47088	No
81	GOM_NL__2PRFIN20110303_055352_000000483100_00091_47088_4896.N1	03-MAR-2011 05:53:52	Dark	47.500	137	22Lam Sgr	2.8240	4400.0	95	47088	No
82	GOM_NL__2PRFIN20110303_055612_000000443100_00091_47088_4897.N1	03-MAR-2011 05:56:12	Dark	43.500	38	20Eps Sgr	1.8360	11000.	87	47088	No
83	GOM_NL__2PRFIN20110303_055909_000000493100_00091_47088_4898.N1	03-MAR-2011 05:59:09	Dark	49.000	25	35Lam Sco	1.6200	28000.	98	47088	No
84	GOM_NL__2PRFIN20110303_060126_000000643100_00091_47088_4899.N1	03-MAR-2011 06:01:26	Dark	64.000	75	26Eps Sco	2.2910	4250.0	128	47088	No
85	GOM_NL__2PRFIN20110303_060720_000000523100_00092_47089_4877.N1	03-MAR-2011 06:07:20	Dark	51.500	131	Gam Lup	2.8000	26000.	103	47089	No
86	GOM_NL__2PRFIN20110303_061034_000000473100_00092_47089_4878.N1	03-MAR-2011 06:10:34	Dark	47.000	10	Bet Cen	0.61000	28000.	94	47089	No
87	GOM_NL__2PRFIN20110303_061225_000000433100_00092_47089_4879.N1	03-MAR-2011 06:12:25	Dark	42.500	77	Eps Cen	2.3030	28000.	85	47089	No
88	GOM_NL__2PRFIN20110303_061434_000000533100_00092_47089_4880.N1	03-MAR-2011 06:14:34	Dark	53.000	54	5The Cen	2.0550	4500.0	106	47089	No
89	GOM_NL__2PRFIN20110303_061613_000000433100_00092_47089_4881.N1	03-MAR-2011 06:16:13	Dark	42.500	99	Del Cen	2.5750	26000.	85	47089	No
90	GOM_NL__2PRFIN20110303_062456_000000593100_00092_47089_4882.N1	03-MAR-2011 06:24:56	Straylight	59.000	171	2Eps Crv	3.0010	4250.0	118	47089	No
91	GOM_NL__2PRFIN20110303_063654_000000433100_00092_47089_4883.N1	03-MAR-2011 06:36:54	Bright	42.500	22	32Alp Leo	1.3600	15200.	85	47089	No
92	GOM_NL__2PRFIN20110303_063926_000000433100_00092_47089_4884.N1	03-MAR-2011 06:39:26	Bright	43.000	51	41Gam1Leo	2.0100	4500.0	86	47089	No
93	GOM_NL__2PRFIN20110303_064102_000000503100_00092_47089_4885.N1	03-MAR-2011 06:41:02	Bright	49.500	96	68Del Leo	2.5600	9300.0	99	47089	No
94	GOM_NL__2PRFIN20110303_064807_000000463100_00092_47089_4886.N1	03-MAR-2011 06:48:07	Bright	46.000	174	52Psi UMa	3.0040	4400.0	92	47089	No
95	GOM_NL__2PRFIN20110303_065058_000000403100_00092_47089_4887.N1	03-MAR-2011 06:50:58	Bright	40.000	82	48Bet UMa	2.3650	10600.	80	47089	No
96	GOM_NL__2PRFIN20110303_065219_000000403100_00092_47089_4888.N1	03-MAR-2011 06:52:19	Bright	40.000	36	50Alp UMa	1.8000	6300.0	80	47089	No
97	GOM_NL__2PRFIN20110303_065516_000000483100_00092_47089_4889.N1	03-MAR-2011 06:55:16	Bright	47.500	32	77Eps UMa	1.7630	11000.	95	47089	No
98	GOM_NL__2PRFIN20110303_065930_000000403100_00092_47089_4890.N1	03-MAR-2011 06:59:30	Bright	39.500	60	7Bet UMi	2.0810	3950.0	79	47089	No
99	GOM_NL__2PRFIN20110303_070406_000000473100_00092_47089_4891.N1	03-MAR-2011 07:04:06	Bright	46.500	119	14Eta Dra	2.7270	4700.0	93	47089	No
100	GOM_NL__2PRFIN20110303_070835_000000483100_00092_47089_4892.N1	03-MAR-2011 07:08:35	Bright	47.500	130	23Bet Dra	2.7990	5800.0	95	47089	No
101	GOM_NL__2PRFIN20110303_071142_000000363100_00092_47089_4893.N1	03-MAR-2011 07:11:42	Bright	36.000	144	18Del Cyg	2.8600	11000.	72	47089	No

102	GOM_NL__2PRFIN20110303_071349_000000413100_00092_47089_4894.N1	03-MAR-2011 07:13:49	Bright	41.000	5	3Alp Lyr	0.033000	11000.	82	47089	No
103	GOM_NL__2PRFIN20110303_072135_000000473100_00092_47089_4895.N1	03-MAR-2011 07:21:35	Bright	47.000	168	17Zet Aql	2.9860	11000.	94	47089	No
104	GOM_NL__2PRFIN20110303_073406_000000493100_00092_47089_4896.N1	03-MAR-2011 07:34:06	Dark	48.500	137	22Lam Sgr	2.8240	4400.0	97	47089	No
105	GOM_NL__2PRFIN20110303_073626_000000433100_00092_47089_4897.N1	03-MAR-2011 07:36:26	Dark	42.500	38	20Eps Sgr	1.8360	11000.	85	47089	No
106	GOM_NL__2PRFIN20110303_073924_000000433100_00092_47089_4898.N1	03-MAR-2011 07:39:24	Dark	43.000	25	35Lam Sco	1.6200	28000.	86	47089	No
107	GOM_NL__2PRFIN20110303_074141_000000543100_00092_47089_4899.N1	03-MAR-2011 07:41:41	Dark	54.000	75	26Eps Sco	2.2910	4250.0	108	47089	No
108	GOM_NL__2PRFIN20110303_074735_000000513100_00093_47090_4877.N1	03-MAR-2011 07:47:35	Dark	50.500	131	Gam Lup	2.8000	26000.	101	47090	No
109	GOM_NL__2PRFIN20110303_075049_000000493100_00093_47090_4878.N1	03-MAR-2011 07:50:49	Dark	48.500	10	Bet Cen	0.61000	28000.	97	47090	No
110	GOM_NL__2PRFIN20110303_075239_000000443100_00093_47090_4879.N1	03-MAR-2011 07:52:39	Dark	43.500	77	Eps Cen	2.3030	28000.	87	47090	No
111	GOM_NL__2PRFIN20110303_075449_000000543100_00093_47090_4880.N1	03-MAR-2011 07:54:49	Dark	54.000	54	5The Cen	2.0550	4500.0	108	47090	No
112	GOM_NL__2PRFIN20110303_075628_000000433100_00093_47090_4881.N1	03-MAR-2011 07:56:28	Dark	42.500	99	Del Cen	2.5750	26000.	85	47090	No
113	GOM_NL__2PRFIN20110303_080510_000000623100_00093_47090_4882.N1	03-MAR-2011 08:05:10	Straylight	61.500	171	2Eps Crv	3.0010	4250.0	123	47090	No
114	GOM_NL__2PRFIN20110303_081708_000000413100_00093_47090_4883.N1	03-MAR-2011 08:17:08	Bright	41.000	22	32Alp Leo	1.3600	15200.	82	47090	No
115	GOM_NL__2PRFIN20110303_081940_000000433100_00093_47090_4884.N1	03-MAR-2011 08:19:40	Bright	43.000	51	41Gam1Leo	2.0100	4500.0	86	47090	No
116	GOM_NL__2PRFIN20110303_082116_000000483100_00093_47090_4885.N1	03-MAR-2011 08:21:16	Bright	47.500	96	68Del Leo	2.5600	9300.0	95	47090	No
117	GOM_NL__2PRFIN20110303_082821_000000453100_00093_47090_4886.N1	03-MAR-2011 08:28:21	Bright	45.000	174	52Psi UMa	3.0040	4400.0	90	47090	No
118	GOM_NL__2PRFIN20110303_083111_000000403100_00093_47090_4887.N1	03-MAR-2011 08:31:11	Bright	40.000	82	48Bet UMa	2.3650	10600.	80	47090	No
119	GOM_NL__2PRFIN20110303_083233_000000393100_00093_47090_4888.N1	03-MAR-2011 08:32:33	Bright	39.000	36	50Alp UMa	1.8000	6300.0	78	47090	No
120	GOM_NL__2PRFIN20110303_083529_000000503100_00093_47090_4889.N1	03-MAR-2011 08:35:29	Bright	50.000	32	77Eps UMa	1.7630	11000.	100	47090	No
121	GOM_NL__2PRFIN20110303_083943_000000383100_00093_47090_4890.N1	03-MAR-2011 08:39:43	Bright	38.000	60	7Bet UMi	2.0810	3950.0	76	47090	No
122	GOM_NL__2PRFIN20110303_084419_000000473100_00093_47090_4891.N1	03-MAR-2011 08:44:19	Bright	46.500	119	14Eta Dra	2.7270	4700.0	93	47090	No
123	GOM_NL__2PRFIN20110303_084848_000000473100_00093_47090_4892.N1	03-MAR-2011 08:48:48	Bright	46.500	130	23Bet Dra	2.7990	5800.0	93	47090	No
124	GOM_NL__2PRFIN20110303_085156_000000363100_00093_47090_4893.N1	03-MAR-2011 08:51:56	Bright	36.000	144	18Del Cyg	2.8600	11000.	72	47090	No
125	GOM_NL__2PRFIN20110303_085403_000000463100_00093_47090_4894.N1	03-MAR-2011 08:54:03	Bright	45.500	5	3Alp Lyr	0.033000	11000.	91	47090	No
126	GOM_NL__2PRFIN20110303_090150_000000393100_00093_47090_4895.N1	03-MAR-2011 09:01:50	Bright	39.000	168	17Zet Aql	2.9860	11000.	78	47090	No
127	GOM_NL__2PRFIN20110303_091421_000000483100_00093_47090_4896.N1	03-MAR-2011 09:14:21	Dark	48.000	137	22Lam Sgr	2.8240	4400.0	96	47090	No
128	GOM_NL__2PRFIN20110303_091641_000000433100_00093_47090_4897.N1	03-MAR-2011 09:16:41	Dark	43.000	38	20Eps Sgr	1.8360	11000.	86	47090	No
129	GOM_NL__2PRFIN20110303_091939_000000523100_00093_47090_4898.N1	03-MAR-2011 09:19:39	Dark	51.500	25	35Lam Sco	1.6200	28000.	103	47090	No
130	GOM_NL__2PRFIN20110303_092156_000000673100_00093_47090_4899.N1	03-MAR-2011 09:21:56	Dark	66.500	75	26Eps Sco	2.2910	4250.0	133	47090	No
131	GOM_NL__2PRFIN20110303_092750_000000533100_00094_47091_4877.N1	03-MAR-2011 09:27:50	Dark	52.500	131	Gam Lup	2.8000	26000.	105	47091	No
132	GOM_NL__2PRFIN20110303_093103_000000483100_00094_47091_4878.N1	03-MAR-2011 09:31:03	Dark	47.500	10	Bet Cen	0.61000	28000.	95	47091	No
133	GOM_NL__2PRFIN20110303_093254_000000453100_00094_47091_4879.N1	03-MAR-2011 09:32:54	Dark	44.500	77	Eps Cen	2.3030	28000.	89	47091	No
134	GOM_NL__2PRFIN20110303_093504_000000543100_00094_47091_4880.N1	03-MAR-2011 09:35:04	Dark	54.000	54	5The Cen	2.0550	4500.0	108	47091	No
135	GOM_NL__2PRFIN20110303_093642_000000433100_00094_47091_4881.N1	03-MAR-2011 09:36:42	Dark	43.000	99	Del Cen	2.5750	26000.	86	47091	No
136	GOM_NL__2PRFIN20110303_094524_000000603100_00094_47091_4882.N1	03-MAR-2011 09:45:24	Straylight	59.500	171	2Eps Crv	3.0010	4250.0	119	47091	No
137	GOM_NL__2PRFIN20110303_095722_000000433100_00094_47091_4883.N1	03-MAR-2011 09:57:22	Bright	42.500	22	32Alp Leo	1.3600	15200.	85	47091	No
138	GOM_NL__2PRFIN20110303_095953_000000423100_00094_47091_4884.N1	03-MAR-2011 09:59:53	Bright	41.500	51	41Gam1Leo	2.0100	4500.0	83	47091	No
139	GOM_NL__2PRFIN20110303_100129_000000493100_00094_47091_4885.N1	03-MAR-2011 10:01:29	Bright	49.000	96	68Del Leo	2.5600	9300.0	98	47091	No
140	GOM_NL__2PRFIN20110303_100834_000000463100_00094_47091_4886.N1	03-MAR-2011 10:08:34	Bright	46.000	174	52Psi UMa	3.0040	4400.0	92	47091	No
141	GOM_NL__2PRFIN20110303_101125_000000413100_00094_47091_4887.N1	03-MAR-2011 10:11:25	Bright	41.000	82	48Bet UMa	2.3650	10600.	82	47091	No
142	GOM_NL__2PRFIN20110303_101247_000000413100_00094_47091_4888.N1	03-MAR-2011 10:12:47	Bright	40.500	36	50Alp UMa	1.8000	6300.0	81	47091	No
143	GOM_NL__2PRFIN20110303_101542_000000503100_00094_47091_4889.N1	03-MAR-2011 10:15:42	Bright	50.000	32	77Eps UMa	1.7630	11000.	100	47091	No
144	GOM_NL__2PRFIN20110303_101957_000000433100_00094_47091_4890.N1	03-MAR-2011 10:19:57	Bright	42.500	60	7Bet UMi	2.0810	3950.0	85	47091	No
145	GOM_NL__2PRFIN20110303_102433_000000473100_00094_47091_4891.N1	03-MAR-2011 10:24:33	Bright	47.000	119	14Eta Dra	2.7270	4700.0	94	47091	No
146	GOM_NL__2PRFIN20110303_102902_000000473100_00094_47091_4892.N1	03-MAR-2011 10:29:02	Bright	47.000	130	23Bet Dra	2.7990	5800.0	94	47091	No
147	GOM_NL__2PRFIN20110303_103210_000000373100_00094_47091_4893.N1	03-MAR-2011 10:32:10	Bright	37.000	144	18Del Cyg	2.8600	11000.	74	47091	No
148	GOM_NL__2PRFIN20110303_103417_000000413100_00094_47091_4894.N1	03-MAR-2011 10:34:17	Bright	41.000	5	3Alp Lyr	0.033000	11000.	82	47091	No
149	GOM_NL__2PRFIN20110303_104204_000000603100_00094_47091_4895.N1	03-MAR-2011 10:42:04	Bright	60.000	168	17Zet Aql	2.9860	11000.	120	47091	No
150	GOM_NL__2PRFIN20110303_105436_000000493100_00094_47091_4896.N1	03-MAR-2011 10:54:36	Dark	49.000	137	22Lam Sgr	2.8240	4400.0	98	47091	No
151	GOM_NL__2PRFIN20110303_105655_000000443100_00094_47091_4897.N1	03-MAR-2011 10:56:55	Dark	43.500	38	20Eps Sgr	1.8360	11000.	87	47091	No
152	GOM_NL__2PRFIN20110303_105954_000000553100_00094_47091_4898.N1	03-MAR-2011 10:59:54	Dark	54.500	25	35Lam Sco	1.6200	28000.	109	47091	No
153	GOM_NL__2PRFIN20110303_110211_000000573100_00094_47091_4899.N1	03-MAR-2011 11:02:11	Dark	57.000	75	26Eps Sco	2.2910	4250.0	114	47091	No
154	GOM_NL__2PRFIN20110303_110805_000000503100_00095_47092_4878.N1	03-MAR-2011 11:08:05	Dark	49.500	131	Gam Lup	2.8000	26000.	99	47092	No
155	GOM_NL__2PRFIN20110303_111118_000000443100_00095_47092_4879.N1	03-MAR-2011 11:11:18	Dark	44.000	10	Bet Cen	0.61000	28000.	88	47092	No
156	GOM_NL__2PRFIN20110303_111308_000000443100_00095_47092_4880.N1	03-MAR-2011 11:13:08	Dark	44.000	77	Eps Cen	2.3030	28000.	88	47092	No
157	GOM_NL__2PRFIN20110303_111519_000000553100_00095_47092_4881.N1	03-MAR-2011 11:15:19	Dark	55.000	54	5The Cen	2.0550	4500.0	110	47092	No
158	GOM_NL__2PRFIN20110303_111657_000000433100_00095_47092_4882.N1	03-MAR-2011 11:16:57	Dark	42.500	99	Del Cen	2.5750	26000.	85	47092	No
159	GOM_NL__2PRFIN20110303_112538_000000613100_00095_47092_4883.N1	03-MAR-2011 11:25:38	Straylight	61.000	171	2Eps Crv	3.0010	4250.0	122	47092	No
160	GOM_NL__2PRFIN20110303_113735_000000413100_00095_47092_4884.N1	03-MAR-2011 11:37:35	Bright	41.000	22	32Alp Leo	1.3600	15200.	82	47092	No



161	GOM_NL__2PRFIN20110303_114007_000000423100_00095_47092_4885.N1	03-MAR-2011 11:40:07	Bright	42.000	51	41Gam1Leo	2.0100	4500.0	84	47092	No
162	GOM_NL__2PRFIN20110303_114142_000000503100_00095_47092_4886.N1	03-MAR-2011 11:41:42	Bright	49.500	96	68Del Leo	2.5600	9300.0	99	47092	No
163	GOM_NL__2PRFIN20110303_114847_000000453100_00095_47092_4887.N1	03-MAR-2011 11:48:47	Bright	45.000	174	52Psi UMa	3.0040	4400.0	90	47092	No
164	GOM_NL__2PRFIN20110303_115138_000000413100_00095_47092_4888.N1	03-MAR-2011 11:51:38	Bright	41.000	82	48Bet UMa	2.3650	10600.	82	47092	No
165	GOM_NL__2PRFIN20110303_115300_000000423100_00095_47092_4889.N1	03-MAR-2011 11:53:00	Bright	41.500	36	50Alp UMa	1.8000	6300.0	83	47092	No
166	GOM_NL__2PRFIN20110303_115555_000000493100_00095_47092_4890.N1	03-MAR-2011 11:55:55	Bright	48.500	32	77Eps UMa	1.7630	11000.	97	47092	No
167	GOM_NL__2PRFIN20110303_120011_000000423100_00095_47092_4891.N1	03-MAR-2011 12:00:11	Bright	42.000	60	7Bet UMi	2.0810	3950.0	84	47092	No
168	GOM_NL__2PRFIN20110303_120446_000000433100_00095_47092_4892.N1	03-MAR-2011 12:04:46	Bright	42.500	119	14Eta Dra	2.7270	4700.0	85	47092	No
169	GOM_NL__2PRFIN20110303_120915_000000483100_00095_47092_4893.N1	03-MAR-2011 12:09:15	Bright	47.500	130	23Bet Dra	2.7990	5800.0	95	47092	No
170	GOM_NL__2PRFIN20110303_121224_000000363100_00095_47092_4894.N1	03-MAR-2011 12:12:24	Bright	36.000	144	18Del Cyg	2.8600	11000.	72	47092	No
171	GOM_NL__2PRFIN20110303_121431_000000443100_00095_47092_4895.N1	03-MAR-2011 12:14:31	Bright	44.000	5	3Alp Lyr	0.033000	11000.	88	47092	No
172	GOM_NL__2PRFIN20110303_122218_000000423100_00095_47092_4896.N1	03-MAR-2011 12:22:18	Bright	41.500	168	17Zet Aql	2.9860	11000.	83	47092	No
173	GOM_NL__2PRFIN20110303_123450_000000443100_00095_47092_4897.N1	03-MAR-2011 12:34:50	Dark	43.500	137	22Lam Sgr	2.8240	4400.0	87	47092	No
174	GOM_NL__2PRFIN20110303_123710_000000423100_00095_47092_4898.N1	03-MAR-2011 12:37:10	Dark	42.000	38	20Eps Sgr	1.8360	11000.	84	47092	No
175	GOM_NL__2PRFIN20110303_124009_000000513100_00095_47092_4899.N1	03-MAR-2011 12:40:09	Dark	50.500	25	35Lam Sco	1.6200	28000.	101	47092	No
176	GOM_NL__2PRFIN20110303_124226_000000533100_00095_47092_4900.N1	03-MAR-2011 12:42:26	Dark	53.000	75	26Eps Sco	2.2910	4250.0	106	47092	No
177	GOM_NL__2PRFIN20110303_124820_000000533100_00096_47093_4878.N1	03-MAR-2011 12:48:20	Dark	53.000	131	Gam Lup	2.8000	26000.	106	47093	No
178	GOM_NL__2PRFIN20110303_125132_000000503100_00096_47093_4879.N1	03-MAR-2011 12:51:32	Dark	50.000	10	Bet Cen	0.61000	28000.	100	47093	No
179	GOM_NL__2PRFIN20110303_125323_000000433100_00096_47093_4880.N1	03-MAR-2011 12:53:23	Dark	43.000	77	Eps Cen	2.3030	28000.	86	47093	No
180	GOM_NL__2PRFIN20110303_125534_000000553100_00096_47093_4881.N1	03-MAR-2011 12:55:34	Dark	55.000	54	5The Cen	2.0550	4500.0	110	47093	No
181	GOM_NL__2PRFIN20110303_125711_000000423100_00096_47093_4882.N1	03-MAR-2011 12:57:11	Dark	42.000	99	Del Cen	2.5750	26000.	84	47093	No
182	GOM_NL__2PRFIN20110303_130553_000000593100_00096_47093_4883.N1	03-MAR-2011 13:05:53	Straylight	58.500	171	2Eps Crv	3.0010	4250.0	117	47093	No
183	GOM_NL__2PRFIN20110303_131749_000000443100_00096_47093_4884.N1	03-MAR-2011 13:17:49	Bright	43.500	22	32Alp Leo	1.3600	15200.	87	47093	No
184	GOM_NL__2PRFIN20110303_132021_000000433100_00096_47093_4885.N1	03-MAR-2011 13:20:21	Bright	42.500	51	41Gam1Leo	2.0100	4500.0	85	47093	No
185	GOM_NL__2PRFIN20110303_132155_000000503100_00096_47093_4886.N1	03-MAR-2011 13:21:55	Bright	49.500	96	68Del Leo	2.5600	9300.0	99	47093	No
186	GOM_NL__2PRFIN20110303_132901_000000443100_00096_47093_4887.N1	03-MAR-2011 13:29:01	Bright	44.000	174	52Psi UMa	3.0040	4400.0	88	47093	No
187	GOM_NL__2PRFIN20110303_133152_000000403100_00096_47093_4888.N1	03-MAR-2011 13:31:52	Bright	40.000	82	48Bet UMa	2.3650	10600.	80	47093	No
188	GOM_NL__2PRFIN20110303_133314_000000423100_00096_47093_4889.N1	03-MAR-2011 13:33:14	Bright	42.000	36	50Alp UMa	1.8000	6300.0	84	47093	No
189	GOM_NL__2PRFIN20110303_133608_000000493100_00096_47093_4890.N1	03-MAR-2011 13:36:08	Bright	49.000	32	77Eps UMa	1.7630	11000.	98	47093	No
190	GOM_NL__2PRFIN20110303_134024_000000403100_00096_47093_4891.N1	03-MAR-2011 13:40:24	Bright	40.000	60	7Bet UMi	2.0810	3950.0	80	47093	No
191	GOM_NL__2PRFIN20110303_134500_000000473100_00096_47093_4892.N1	03-MAR-2011 13:45:00	Bright	47.000	119	14Eta Dra	2.7270	4700.0	94	47093	No
192	GOM_NL__2PRFIN20110303_134929_000000473100_00096_47093_4893.N1	03-MAR-2011 13:49:29	Bright	46.500	130	23Bet Dra	2.7990	5800.0	93	47093	No
193	GOM_NL__2PRFIN20110303_135238_000000373100_00096_47093_4894.N1	03-MAR-2011 13:52:38	Bright	37.000	144	18Del Cyg	2.8600	11000.	74	47093	No
194	GOM_NL__2PRFIN20110303_135445_000000473100_00096_47093_4895.N1	03-MAR-2011 13:54:45	Bright	46.500	5	3Alp Lyr	0.033000	11000.	93	47093	No
195	GOM_NL__2PRFIN20110303_140232_000000403100_00096_47093_4896.N1	03-MAR-2011 14:02:32	Bright	39.500	168	17Zet Aql	2.9860	11000.	79	47093	No
196	GOM_NL__2PRFIN20110303_141505_000000493100_00096_47093_4897.N1	03-MAR-2011 14:15:05	Dark	49.000	137	22Lam Sgr	2.8240	4400.0	98	47093	No
197	GOM_NL__2PRFIN20110303_141725_000000443100_00096_47093_4898.N1	03-MAR-2011 14:17:25	Dark	44.000	38	20Eps Sgr	1.8360	11000.	88	47093	No
198	GOM_NL__2PRFIN20110303_142023_000000483100_00096_47093_4899.N1	03-MAR-2011 14:20:23	Dark	47.500	25	35Lam Sco	1.6200	28000.	95	47093	No
199	GOM_NL__2PRFIN20110303_142242_000000553100_00096_47093_4900.N1	03-MAR-2011 14:22:42	Dark	54.500	75	26Eps Sco	2.2910	4250.0	109	47093	No
200	GOM_NL__2PRFIN20110303_142836_000000523100_00097_47094_4898.N1	03-MAR-2011 14:28:36	Dark	52.000	131	Gam Lup	2.8000	26000.	104	47094	No
201	GOM_NL__2PRFIN20110303_143147_000000453100_00097_47094_4899.N1	03-MAR-2011 14:31:47	Dark	44.500	10	Bet Cen	0.61000	28000.	89	47094	No
202	GOM_NL__2PRFIN20110303_143338_000000453100_00097_47094_4900.N1	03-MAR-2011 14:33:38	Dark	44.500	77	Eps Cen	2.3030	28000.	89	47094	No
203	GOM_NL__2PRFIN20110303_143549_000000563100_00097_47094_4901.N1	03-MAR-2011 14:35:49	Dark	56.000	54	5The Cen	2.0550	4500.0	112	47094	No
204	GOM_NL__2PRFIN20110303_143726_000000413100_00097_47094_4902.N1	03-MAR-2011 14:37:26	Dark	40.500	99	Del Cen	2.5750	26000.	81	47094	No
205	GOM_NL__2PRFIN20110303_144607_000000583100_00097_47094_4903.N1	03-MAR-2011 14:46:07	Straylight	58.000	171	2Eps Crv	3.0010	4250.0	116	47094	No
206	GOM_NL__2PRFIN20110303_145803_000000423100_00097_47094_4904.N1	03-MAR-2011 14:58:03	Bright	41.500	22	32Alp Leo	1.3600	15200.	83	47094	No
207	GOM_NL__2PRFIN20110303_150035_000000433100_00097_47094_4905.N1	03-MAR-2011 15:00:35	Bright	43.000	51	41Gam1Leo	2.0100	4500.0	86	47094	No
208	GOM_NL__2PRFIN20110303_150209_000000503100_00097_47094_4906.N1	03-MAR-2011 15:02:09	Bright	50.000	96	68Del Leo	2.5600	9300.0	100	47094	No
209	GOM_NL__2PRFIN20110303_150914_000000463100_00097_47094_4907.N1	03-MAR-2011 15:09:14	Bright	45.500	174	52Psi UMa	3.0040	4400.0	91	47094	No
210	GOM_NL__2PRFIN20110303_151206_000000403100_00097_47094_4908.N1	03-MAR-2011 15:12:06	Bright	40.000	82	48Bet UMa	2.3650	10600.	80	47094	No
211	GOM_NL__2PRFIN20110303_151327_000000423100_00097_47094_4909.N1	03-MAR-2011 15:13:27	Bright	41.500	36	50Alp UMa	1.8000	6300.0	83	47094	No
212	GOM_NL__2PRFIN20110303_151621_000000493100_00097_47094_4910.N1	03-MAR-2011 15:16:21	Bright	48.500	32	77Eps UMa	1.7630	11000.	97	47094	No
213	GOM_NL__2PRFIN20110303_152038_000000433100_00097_47094_4911.N1	03-MAR-2011 15:20:38	Bright	42.500	60	7Bet UMi	2.0810	3950.0	85	47094	No
214	GOM_NL__2PRFIN20110303_152513_000000473100_00097_47094_4912.N1	03-MAR-2011 15:25:13	Bright	47.000	119	14Eta Dra	2.7270	4700.0	94	47094	No
215	GOM_NL__2PRFIN20110303_152943_000000483100_00097_47094_4913.N1	03-MAR-2011 15:29:43	Bright	47.500	130	23Bet Dra	2.7990	5800.0	95	47094	No
216	GOM_NL__2PRFIN20110303_153252_000000353100_00097_47094_4914.N1	03-MAR-2011 15:32:52	Bright	35.000	144	18Del Cyg	2.8600	11000.	70	47094	No
217	GOM_NL__2PRFIN20110303_153459_000000473100_00097_47094_4915.N1	03-MAR-2011 15:34:59	Bright	47.000	5	3Alp Lyr	0.033000	11000.	94	47094	No
218	GOM_NL__2PRFIN20110303_154247_000000413100_00097_47094_4916.N1	03-MAR-2011 15:42:47	Bright	40.500	168	17Zet Aql	2.9860	11000.	81	47094	No
219	GOM_NL__2PRFIN20110303_155520_000000503100_00097_47094_4917.N1	03-MAR-2011 15:55:20	Dark	49.500	137	22Lam Sgr	2.8240	4400.0	99	47094	No

220	GOM_NL__2PRFIN20110303_155740_000000483100_00097_47094_4918.N1	03-MAR-2011 15:57:40	Dark	48.000	38	20Eps Sgr	1.8360	11000.	96	47094	No
221	GOM_NL__2PRFIN20110303_160038_000000553100_00097_47094_4919.N1	03-MAR-2011 16:00:38	Dark	55.000	25	35Lam Sco	1.6200	28000.	110	47094	No
222	GOM_NL__2PRFIN20110303_160257_000000583100_00097_47094_4920.N1	03-MAR-2011 16:02:57	Dark	58.000	75	26Eps Sco	2.2910	4250.0	116	47094	No
223	GOM_NL__2PRFIN20110303_160851_000000523100_00098_47095_4898.N1	03-MAR-2011 16:08:51	Dark	51.500	131	Gam Lup	2.8000	26000.	103	47095	No
224	GOM_NL__2PRFIN20110303_161202_000000433100_00098_47095_4899.N1	03-MAR-2011 16:12:02	Dark	42.500	10	Bet Cen	0.61000	28000.	85	47095	No
225	GOM_NL__2PRFIN20110303_161353_000000453100_00098_47095_4900.N1	03-MAR-2011 16:13:53	Dark	44.500	77	Eps Cen	2.3030	28000.	89	47095	No
226	GOM_NL__2PRFIN20110303_161605_000000563100_00098_47095_4901.N1	03-MAR-2011 16:16:05	Dark	56.000	54	5The Cen	2.0550	4500.0	112	47095	No
227	GOM_NL__2PRFIN20110303_161740_000000413100_00098_47095_4902.N1	03-MAR-2011 16:17:40	Dark	41.000	99	Del Cen	2.5750	26000.	82	47095	No
228	GOM_NL__2PRFIN20110303_162622_000000613100_00098_47095_4903.N1	03-MAR-2011 16:26:22	Straylight	60.500	171	2Eps Crv	3.0010	4250.0	121	47095	No
229	GOM_NL__2PRFIN20110303_163817_000000423100_00098_47095_4904.N1	03-MAR-2011 16:38:17	Bright	42.000	22	32Alp Leo	1.3600	15200.	84	47095	No
230	GOM_NL__2PRFIN20110303_164048_000000433100_00098_47095_4905.N1	03-MAR-2011 16:40:48	Bright	43.000	51	41Gam1Leo	2.0100	4500.0	86	47095	No
231	GOM_NL__2PRFIN20110303_164222_000000503100_00098_47095_4906.N1	03-MAR-2011 16:42:22	Bright	49.500	96	68Del Leo	2.5600	9300.0	99	47095	No
232	GOM_NL__2PRFIN20110303_164928_000000443100_00098_47095_4907.N1	03-MAR-2011 16:49:28	Bright	44.000	174	52Psi UMa	3.0040	4400.0	88	47095	No
233	GOM_NL__2PRFIN20110303_165219_000000403100_00098_47095_4908.N1	03-MAR-2011 16:52:19	Bright	40.000	82	48Bet UMa	2.3650	10600.	80	47095	No
234	GOM_NL__2PRFIN20110303_165341_000000413100_00098_47095_4909.N1	03-MAR-2011 16:53:41	Bright	40.500	36	50Alp UMa	1.8000	6300.0	81	47095	No
235	GOM_NL__2PRFIN20110303_165635_000000473100_00098_47095_4910.N1	03-MAR-2011 16:56:35	Bright	46.500	32	77Eps UMa	1.7630	11000.	93	47095	No
236	GOM_NL__2PRFIN20110303_170052_000000423100_00098_47095_4911.N1	03-MAR-2011 17:00:52	Bright	42.000	60	7Bet UMi	2.0810	3950.0	84	47095	No
237	GOM_NL__2PRFIN20110303_170527_000000483100_00098_47095_4912.N1	03-MAR-2011 17:05:27	Bright	48.000	119	14Eta Dra	2.7270	4700.0	96	47095	No
238	GOM_NL__2PRFIN20110303_170957_000000453100_00098_47095_4913.N1	03-MAR-2011 17:09:57	Bright	44.500	130	23Bet Dra	2.7990	5800.0	89	47095	No
239	GOM_NL__2PRFIN20110303_171306_000000553100_00098_47095_4914.N1	03-MAR-2011 17:13:06	Bright	55.000	144	18Del Cyg	2.8600	11000.	110	47095	No
240	GOM_NL__2PRFIN20110303_171513_000000463100_00098_47095_4915.N1	03-MAR-2011 17:15:13	Bright	45.500	5	3Alp Lyr	0.033000	11000.	91	47095	No
241	GOM_NL__2PRFIN20110303_172301_000000423100_00098_47095_4916.N1	03-MAR-2011 17:23:01	Bright	41.500	168	17Zet Aql	2.9860	11000.	83	47095	No
242	GOM_NL__2PRFIN20110303_173535_000000473100_00098_47095_4917.N1	03-MAR-2011 17:35:35	Dark	47.000	137	22Lam Sgr	2.8240	4400.0	94	47095	No
243	GOM_NL__2PRFIN20110303_173754_000000453100_00098_47095_4918.N1	03-MAR-2011 17:37:54	Dark	44.500	38	20Eps Sgr	1.8360	11000.	89	47095	No
244	GOM_NL__2PRFIN20110303_174053_000000563100_00098_47095_4919.N1	03-MAR-2011 17:40:53	Dark	56.000	25	35Lam Sco	1.6200	28000.	112	47095	No
245	GOM_NL__2PRFIN20110303_174312_000000523100_00098_47095_4920.N1	03-MAR-2011 17:43:12	Dark	52.000	75	26Eps Sco	2.2910	4250.0	104	47095	No
246	GOM_NL__2PRFIN20110303_174906_000000543100_00099_47096_4898.N1	03-MAR-2011 17:49:06	Dark	53.500	131	Gam Lup	2.8000	26000.	107	47096	No
247	GOM_NL__2PRFIN20110303_175216_000000443100_00099_47096_4899.N1	03-MAR-2011 17:52:16	Dark	44.000	10	Bet Cen	0.61000	28000.	88	47096	No
248	GOM_NL__2PRFIN20110303_175407_000000443100_00099_47096_4900.N1	03-MAR-2011 17:54:07	Dark	44.000	77	Eps Cen	2.3030	28000.	88	47096	No
249	GOM_NL__2PRFIN20110303_175620_000000563100_00099_47096_4901.N1	03-MAR-2011 17:56:20	Dark	56.000	54	5The Cen	2.0550	4500.0	112	47096	No
250	GOM_NL__2PRFIN20110303_175755_000000423100_00099_47096_4902.N1	03-MAR-2011 17:57:55	Dark	42.000	99	Del Cen	2.5750	26000.	84	47096	No
251	GOM_NL__2PRFIN20110303_180636_000000613100_00099_47096_4903.N1	03-MAR-2011 18:06:36	Straylight	60.500	171	2Eps Crv	3.0010	4250.0	121	47096	No
252	GOM_NL__2PRFIN20110303_181831_000000413100_00099_47096_4904.N1	03-MAR-2011 18:18:31	Bright	41.000	22	32Alp Leo	1.3600	15200.	82	47096	No
253	GOM_NL__2PRFIN20110303_182102_000000433100_00099_47096_4905.N1	03-MAR-2011 18:21:02	Bright	42.500	51	41Gam1Leo	2.0100	4500.0	85	47096	No
254	GOM_NL__2PRFIN20110303_182236_000000493100_00099_47096_4906.N1	03-MAR-2011 18:22:36	Bright	49.000	96	68Del Leo	2.5600	9300.0	98	47096	No
255	GOM_NL__2PRFIN20110303_182941_000000453100_00099_47096_4907.N1	03-MAR-2011 18:29:41	Bright	45.000	174	52Psi UMa	3.0040	4400.0	90	47096	No
256	GOM_NL__2PRFIN20110303_183233_000000513100_00099_47096_4908.N1	03-MAR-2011 18:32:33	Bright	51.000	82	48Bet UMa	2.3650	10600.	102	47096	No
257	GOM_NL__2PRFIN20110303_183355_000000433100_00099_47096_4909.N1	03-MAR-2011 18:33:55	Bright	42.500	36	50Alp UMa	1.8000	6300.0	85	47096	No
258	GOM_NL__2PRFIN20110303_183648_000000493100_00099_47096_4910.N1	03-MAR-2011 18:36:48	Bright	48.500	32	77Eps UMa	1.7630	11000.	97	47096	No
259	GOM_NL__2PRFIN20110303_184105_000000433100_00099_47096_4911.N1	03-MAR-2011 18:41:05	Bright	42.500	60	7Bet UMi	2.0810	3950.0	85	47096	No
260	GOM_NL__2PRFIN20110303_184540_000000473100_00099_47096_4912.N1	03-MAR-2011 18:45:40	Bright	46.500	119	14Eta Dra	2.7270	4700.0	93	47096	No
261	GOM_NL__2PRFIN20110303_185011_000000483100_00099_47096_4913.N1	03-MAR-2011 18:50:11	Bright	48.000	130	23Bet Dra	2.7990	5800.0	96	47096	No
262	GOM_NL__2PRFIN20110303_185320_000000363100_00099_47096_4914.N1	03-MAR-2011 18:53:20	Bright	35.500	144	18Del Cyg	2.8600	11000.	71	47096	No
263	GOM_NL__2PRFIN20110303_185527_000000623100_00099_47096_4915.N1	03-MAR-2011 18:55:27	Bright	62.000	5	3Alp Lyr	0.033000	11000.	124	47096	No
264	GOM_NL__2PRFIN20110303_190315_000000413100_00099_47096_4916.N1	03-MAR-2011 19:03:15	Bright	40.500	168	17Zet Aql	2.9860	11000.	81	47096	No
265	GOM_NL__2PRFIN20110303_191549_000000453100_00099_47096_4917.N1	03-MAR-2011 19:15:49	Dark	45.000	137	22Lam Sgr	2.8240	4400.0	90	47096	No
266	GOM_NL__2PRFIN20110303_191809_000000473100_00099_47096_4918.N1	03-MAR-2011 19:18:09	Dark	46.500	38	20Eps Sgr	1.8360	11000.	93	47096	No
267	GOM_NL__2PRFIN20110303_192108_000000563100_00099_47096_4919.N1	03-MAR-2011 19:21:08	Dark	55.500	25	35Lam Sco	1.6200	28000.	111	47096	No
268	GOM_NL__2PRFIN20110303_192327_000000533100_00099_47096_4920.N1	03-MAR-2011 19:23:27	Dark	53.000	75	26Eps Sco	2.2910	4250.0	106	47096	No
269	GOM_NL__2PRFIN20110303_192921_000000553100_00100_47097_4898.N1	03-MAR-2011 19:29:21	Dark	54.500	131	Gam Lup	2.8000	26000.	109	47097	No
270	GOM_NL__2PRFIN20110303_193231_000000533100_00100_47097_4899.N1	03-MAR-2011 19:32:31	Dark	52.500	10	Bet Cen	0.61000	28000.	105	47097	No
271	GOM_NL__2PRFIN20110303_193422_000000443100_00100_47097_4900.N1	03-MAR-2011 19:34:22	Dark	44.000	77	Eps Cen	2.3030	28000.	88	47097	No
272	GOM_NL__2PRFIN20110303_193635_000000563100_00100_47097_4901.N1	03-MAR-2011 19:36:35	Dark	56.000	54	5The Cen	2.0550	4500.0	112	47097	No
273	GOM_NL__2PRFIN20110303_193809_000000433100_00100_47097_4902.N1	03-MAR-2011 19:38:09	Dark	42.500	99	Del Cen	2.5750	26000.	85	47097	No
274	GOM_NL__2PRFIN20110303_194650_000000553100_00100_47097_4903.N1	03-MAR-2011 19:46:50	Straylight	54.500	171	2Eps Crv	3.0010	4250.0	109	47097	No
275	GOM_NL__2PRFIN20110303_195845_000000433100_00100_47097_4904.N1	03-MAR-2011 19:58:45	Bright	42.500	22	32Alp Leo	1.3600	15200.	85	47097	No
276	GOM_NL__2PRFIN20110303_200116_000000433100_00100_47097_4905.N1	03-MAR-2011 20:01:16	Bright	42.500	51	41Gam1Leo	2.0100	4500.0	85	47097	No
277	GOM_NL__2PRFIN20110303_200249_000000493100_00100_47097_4906.N1	03-MAR-2011 20:02:49	Bright	49.000	96	68Del Leo	2.5600	9300.0	98	47097	No
278	GOM_NL__2PRFIN20110303_200955_000000453100_00100_47097_4907.N1	03-MAR-2011 20:09:55	Bright	45.000	174	52Psi UMa	3.0040	4400.0	90	47097	No

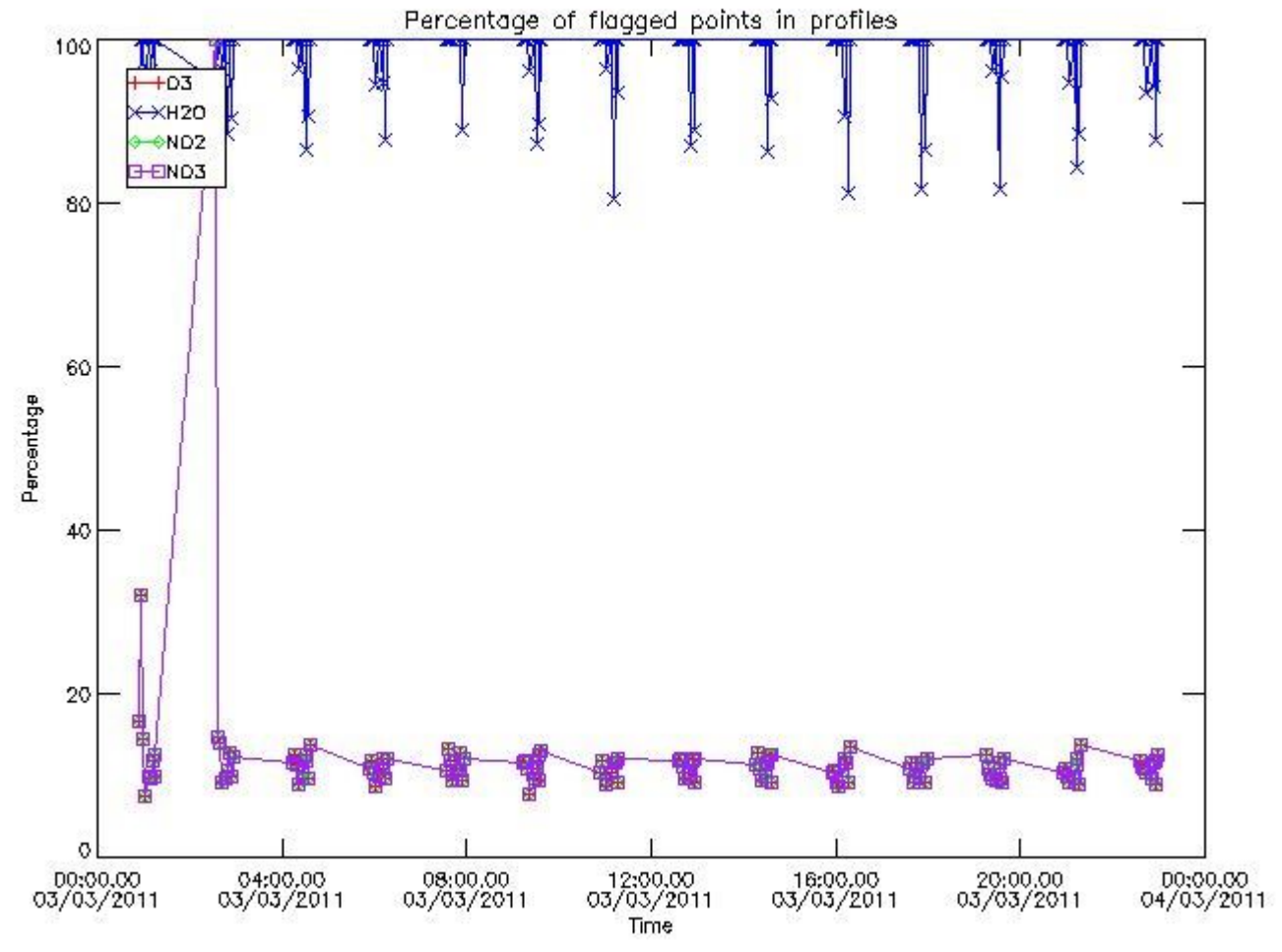
279	GOM_NL__2PRFIN20110303_201246_000000393100_00100_47097_4908.N1	03-MAR-2011 20:12:46	Bright	38.500	82	48Bet UMa	2.3650	10600.	77	47097	No
280	GOM_NL__2PRFIN20110303_201408_000000393100_00100_47097_4909.N1	03-MAR-2011 20:14:08	Bright	39.000	36	50Alp UMa	1.8000	6300.0	78	47097	No
281	GOM_NL__2PRFIN20110303_201701_000000503100_00100_47097_4910.N1	03-MAR-2011 20:17:01	Bright	50.000	32	77Eps UMa	1.7630	11000.	100	47097	No
282	GOM_NL__2PRFIN20110303_202119_000000413100_00100_47097_4911.N1	03-MAR-2011 20:21:19	Bright	41.000	60	7Bet UMi	2.0810	3950.0	82	47097	No
283	GOM_NL__2PRFIN20110303_202554_000000483100_00100_47097_4912.N1	03-MAR-2011 20:25:54	Bright	48.000	119	14Eta Dra	2.7270	4700.0	96	47097	No
284	GOM_NL__2PRFIN20110303_203024_000000463100_00100_47097_4913.N1	03-MAR-2011 20:30:24	Bright	45.500	130	23Bet Dra	2.7990	5800.0	91	47097	No
285	GOM_NL__2PRFIN20110303_203334_000000363100_00100_47097_4914.N1	03-MAR-2011 20:33:34	Bright	35.500	144	18Del Cyg	2.8600	11000.	71	47097	No
286	GOM_NL__2PRFIN20110303_203541_000000453100_00100_47097_4915.N1	03-MAR-2011 20:35:41	Bright	44.500	5	3Alp Lyr	0.033000	11000.	89	47097	No
287	GOM_NL__2PRFIN20110303_204330_000000403100_00100_47097_4916.N1	03-MAR-2011 20:43:30	Bright	39.500	168	17Zet Aql	2.9860	11000.	79	47097	No
288	GOM_NL__2PRFIN20110303_205604_000000503100_00100_47097_4917.N1	03-MAR-2011 20:56:04	Dark	49.500	137	22Lam Sgr	2.8240	4400.0	99	47097	No
289	GOM_NL__2PRFIN20110303_205824_000000473100_00100_47097_4918.N1	03-MAR-2011 20:58:24	Dark	47.000	38	20Eps Sgr	1.8360	11000.	94	47097	No
290	GOM_NL__2PRFIN20110303_210123_000000523100_00100_47097_4919.N1	03-MAR-2011 21:01:23	Dark	52.000	25	35Lam Sco	1.6200	28000.	104	47097	No
291	GOM_NL__2PRFIN20110303_210342_000000563100_00100_47097_4920.N1	03-MAR-2011 21:03:42	Dark	56.000	75	26Eps Sco	2.2910	4250.0	112	47097	No
292	GOM_NL__2PRFIN20110303_210937_000000533100_00101_47098_4898.N1	03-MAR-2011 21:09:37	Dark	52.500	131	Gam Lup	2.8000	26000.	105	47098	No
293	GOM_NL__2PRFIN20110303_211247_000000423100_00101_47098_4899.N1	03-MAR-2011 21:12:47	Dark	42.000	10	Bet Cen	0.61000	28000.	84	47098	No
294	GOM_NL__2PRFIN20110303_211437_000000453100_00101_47098_4900.N1	03-MAR-2011 21:14:37	Dark	45.000	77	Eps Cen	2.3030	28000.	90	47098	No
295	GOM_NL__2PRFIN20110303_211650_000000573100_00101_47098_4901.N1	03-MAR-2011 21:16:50	Dark	57.000	54	5The Cen	2.0550	4500.0	114	47098	No
296	GOM_NL__2PRFIN20110303_211824_000000413100_00101_47098_4902.N1	03-MAR-2011 21:18:24	Dark	40.500	99	Del Cen	2.5750	26000.	81	47098	No
297	GOM_NL__2PRFIN20110303_212704_000000583100_00101_47098_4903.N1	03-MAR-2011 21:27:04	Straylight	58.000	171	2Eps Crv	3.0010	4250.0	116	47098	No
298	GOM_NL__2PRFIN20110303_213859_000000413100_00101_47098_4904.N1	03-MAR-2011 21:38:59	Bright	41.000	22	32Alp Leo	1.3600	15200.	82	47098	No
299	GOM_NL__2PRFIN20110303_214130_000000423100_00101_47098_4905.N1	03-MAR-2011 21:41:30	Bright	42.000	51	41Gam1Leo	2.0100	4500.0	84	47098	No
300	GOM_NL__2PRFIN20110303_214302_000000473100_00101_47098_4906.N1	03-MAR-2011 21:43:02	Bright	46.500	96	68Del Leo	2.5600	9300.0	93	47098	No
301	GOM_NL__2PRFIN20110303_215008_000000433100_00101_47098_4907.N1	03-MAR-2011 21:50:08	Bright	43.000	174	52Psi UMa	3.0040	4400.0	86	47098	No
302	GOM_NL__2PRFIN20110303_215300_000000423100_00101_47098_4908.N1	03-MAR-2011 21:53:00	Bright	41.500	82	48Bet UMa	2.3650	10600.	83	47098	No
303	GOM_NL__2PRFIN20110303_215422_000000423100_00101_47098_4909.N1	03-MAR-2011 21:54:22	Bright	42.000	36	50Alp UMa	1.8000	6300.0	84	47098	No
304	GOM_NL__2PRFIN20110303_215714_000000453100_00101_47098_4910.N1	03-MAR-2011 21:57:14	Bright	45.000	32	77Eps UMa	1.7630	11000.	90	47098	No
305	GOM_NL__2PRFIN20110303_220132_000000423100_00101_47098_4911.N1	03-MAR-2011 22:01:32	Bright	42.000	60	7Bet UMi	2.0810	3950.0	84	47098	No
306	GOM_NL__2PRFIN20110303_220607_000000473100_00101_47098_4912.N1	03-MAR-2011 22:06:07	Bright	46.500	119	14Eta Dra	2.7270	4700.0	93	47098	No
307	GOM_NL__2PRFIN20110303_221038_000000473100_00101_47098_4913.N1	03-MAR-2011 22:10:38	Bright	47.000	130	23Bet Dra	2.7990	5800.0	94	47098	No
308	GOM_NL__2PRFIN20110303_221348_000000363100_00101_47098_4914.N1	03-MAR-2011 22:13:48	Bright	35.500	144	18Del Cyg	2.8600	11000.	71	47098	No
309	GOM_NL__2PRFIN20110303_221555_000000473100_00101_47098_4915.N1	03-MAR-2011 22:15:55	Bright	46.500	5	3Alp Lyr	0.033000	11000.	93	47098	No
310	GOM_NL__2PRFIN20110303_222344_000000403100_00101_47098_4916.N1	03-MAR-2011 22:23:44	Bright	40.000	168	17Zet Aql	2.9860	11000.	80	47098	No
311	GOM_NL__2PRFIN20110303_223528_000000443100_00101_47098_4917.N1	03-MAR-2011 22:35:28	Dark	43.500	57	34Sig Sgr	2.0660	26000.	87	47098	No
312	GOM_NL__2PRFIN20110303_223838_000000463100_00101_47098_4918.N1	03-MAR-2011 22:38:38	Dark	45.500	38	20Eps Sgr	1.8360	11000.	91	47098	No
313	GOM_NL__2PRFIN20110303_224138_000000473100_00101_47098_4919.N1	03-MAR-2011 22:41:38	Dark	46.500	25	35Lam Sco	1.6200	28000.	93	47098	No
314	GOM_NL__2PRFIN20110303_224357_000000543100_00101_47098_4920.N1	03-MAR-2011 22:43:57	Dark	53.500	75	26Eps Sco	2.2910	4250.0	107	47098	No
315	GOM_NL__2PRFIN20110303_224951_000000533100_00102_47099_4898.N1	03-MAR-2011 22:49:51	Dark	52.500	131	Gam Lup	2.8000	26000.	105	47099	No
316	GOM_NL__2PRFIN20110303_225302_000000443100_00102_47099_4899.N1	03-MAR-2011 22:53:02	Dark	44.000	10	Bet Cen	0.61000	28000.	88	47099	No
317	GOM_NL__2PRFIN20110303_225451_000000433100_00102_47099_4900.N1	03-MAR-2011 22:54:51	Dark	43.000	77	Eps Cen	2.3030	28000.	86	47099	No
318	GOM_NL__2PRFIN20110303_225705_000000573100_00102_47099_4901.N1	03-MAR-2011 22:57:05	Dark	57.000	54	5The Cen	2.0550	4500.0	114	47099	No
319	GOM_NL__2PRFIN20110303_225838_000000413100_00102_47099_4902.N1	03-MAR-2011 22:58:38	Dark	41.000	99	Del Cen	2.5750	26000.	82	47099	No
320	GOM_NL__2PRFIN20110303_230719_000000553100_00102_47099_4903.N1	03-MAR-2011 23:07:19	Straylight	54.500	171	2Eps Crv	3.0010	4250.0	109	47099	No
321	GOM_NL__2PRFIN20110303_231913_000000413100_00102_47099_4904.N1	03-MAR-2011 23:19:13	Bright	41.000	22	32Alp Leo	1.3600	15200.	82	47099	No
322	GOM_NL__2PRFIN20110303_232143_000000403100_00102_47099_4905.N1	03-MAR-2011 23:21:43	Bright	40.000	51	41Gam1Leo	2.0100	4500.0	80	47099	No
323	GOM_NL__2PRFIN20110303_232316_000000493100_00102_47099_4906.N1	03-MAR-2011 23:23:16	Bright	49.000	96	68Del Leo	2.5600	9300.0	98	47099	No
324	GOM_NL__2PRFIN20110303_233021_000000443100_00102_47099_4907.N1	03-MAR-2011 23:30:21	Bright	43.500	174	52Psi UMa	3.0040	4400.0	87	47099	No
325	GOM_NL__2PRFIN20110303_233313_000000413100_00102_47099_4908.N1	03-MAR-2011 23:33:13	Bright	41.000	82	48Bet UMa	2.3650	10600.	82	47099	No
326	GOM_NL__2PRFIN20110303_233436_000000413100_00102_47099_4909.N1	03-MAR-2011 23:34:36	Bright	41.000	36	50Alp UMa	1.8000	6300.0	82	47099	No
327	GOM_NL__2PRFIN20110303_233727_000000503100_00102_47099_4910.N1	03-MAR-2011 23:37:27	Bright	50.000	32	77Eps UMa	1.7630	11000.	100	47099	No
328	GOM_NL__2PRFIN20110303_234146_000000383100_00102_47099_4911.N1	03-MAR-2011 23:41:46	Bright	38.000	60	7Bet UMi	2.0810	3950.0	76	47099	No
329	GOM_NL__2PRFIN20110303_234621_000000463100_00102_47099_4912.N1	03-MAR-2011 23:46:21	Bright	46.000	119	14Eta Dra	2.7270	4700.0	92	47099	No
330	GOM_NL__2PRFIN20110303_235052_000000453100_00102_47099_4913.N1	03-MAR-2011 23:50:52	Bright	44.500	130	23Bet Dra	2.7990	5800.0	89	47099	No
331	GOM_NL__2PRFIN20110303_235402_000000473100_00102_47099_4914.N1	03-MAR-2011 23:54:02	Bright	47.000	144	18Del Cyg	2.8600	11000.	94	47099	No
332	GOM_NL__2PRFIN20110303_235609_000000423100_00102_47099_4915.N1	03-MAR-2011 23:56:09	Bright	41.500	5	3Alp Lyr	0.033000	11000.	83	47099	No

### 3. Quality information per product

In this section it is plotted some information contained in the Quality Summary data set of

the level 2 products. Only products in dark limb conditions and without errors (error flag in the MPH set to "0") are used.

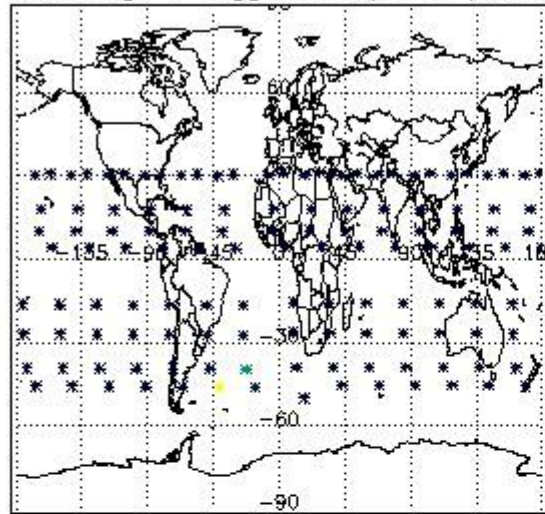
### 3.1 Plot quality information per product (time dependant)



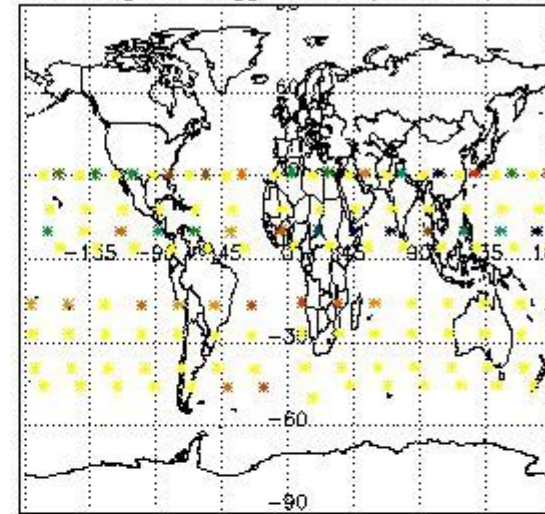
### 3.2 Plot quality information per product (world map)



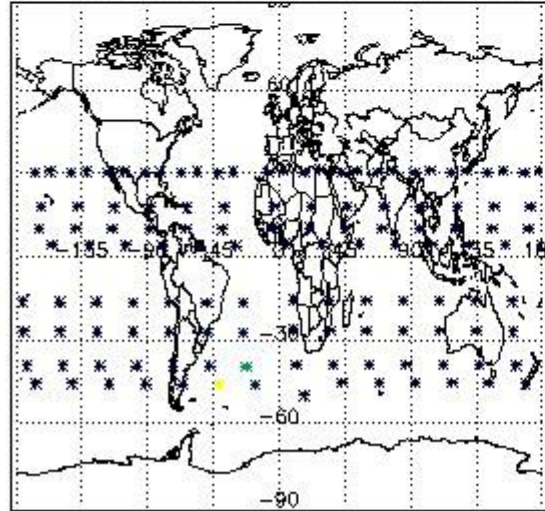
Percentage of flagged data per O3 profile



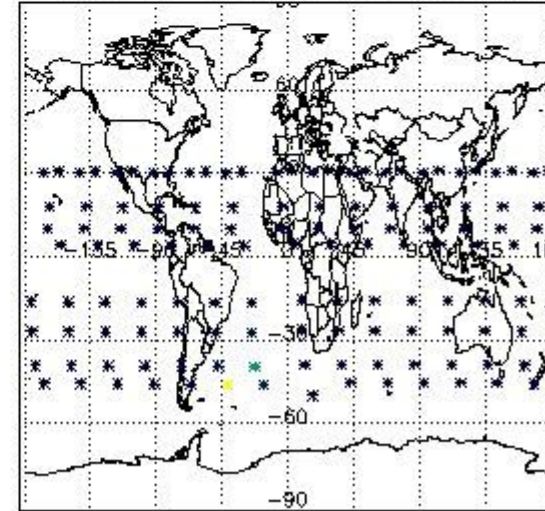
Percentage of flagged data per H2O profile



Percentage of flagged data per NO2 profile



Percentage of flagged data per NO3 profile

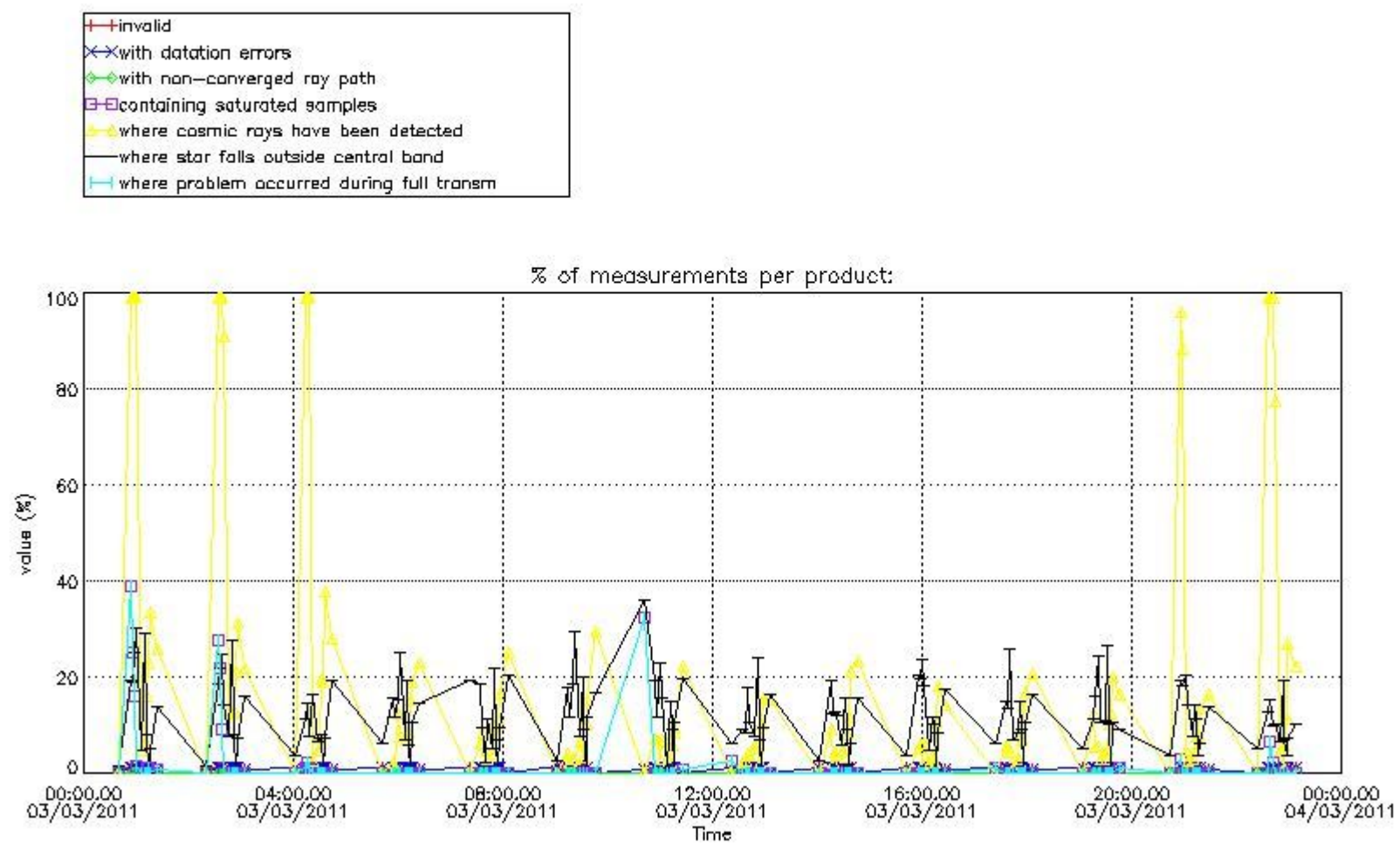


#### 4. Level 1 quality information per product

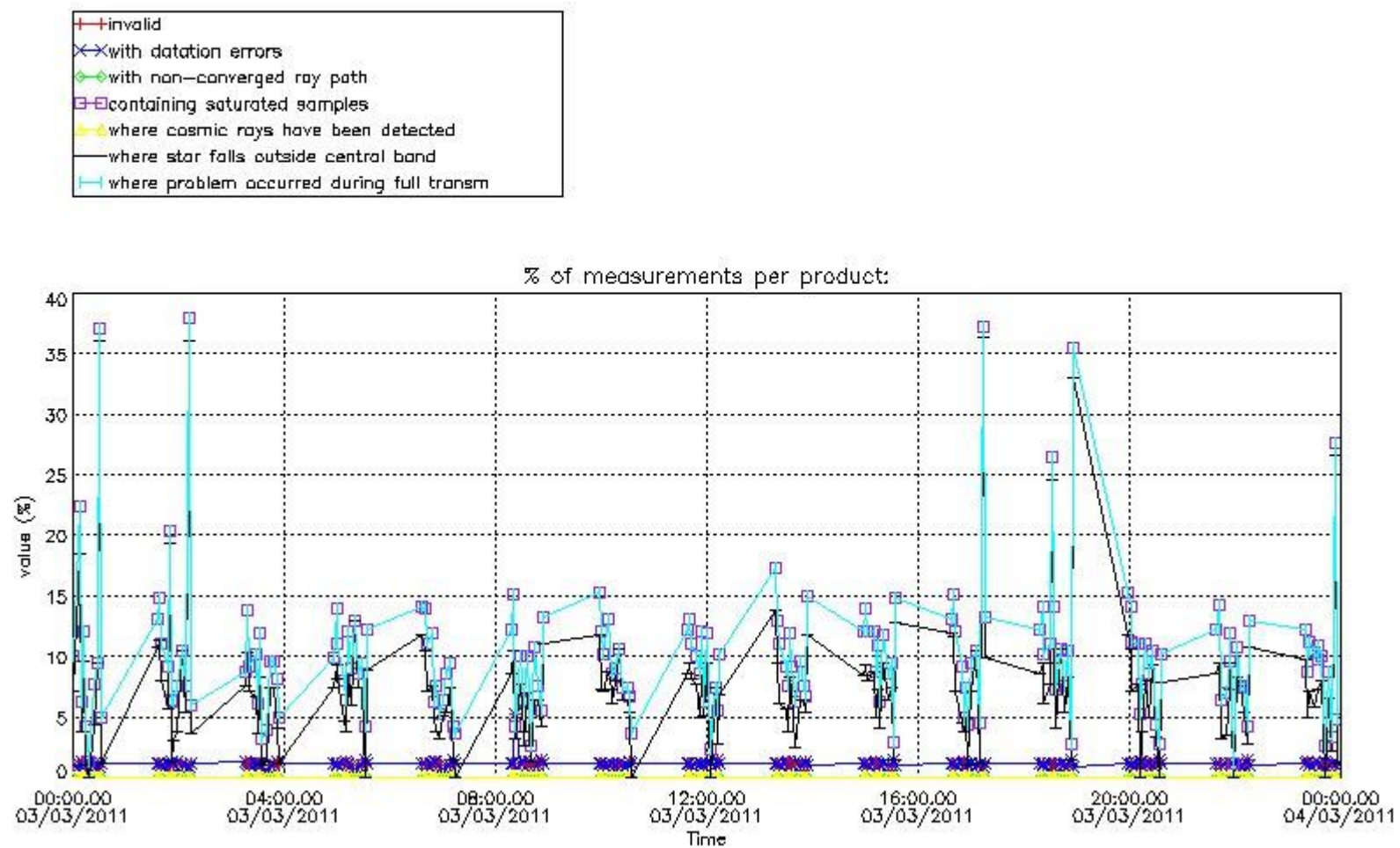
In this section it is plotted some information contained in the Quality Summary data set of the level 2 products that comes from the level 1b processing. Products without errors (error flag in the MPH set to "0") are used.

##### 4.1 Plot quality information per product (time dependant) coming from level 1b processing

###### 4.1.1 Plot level 1 quality information per product (time dependant): ENVISAT ASCENDING passes



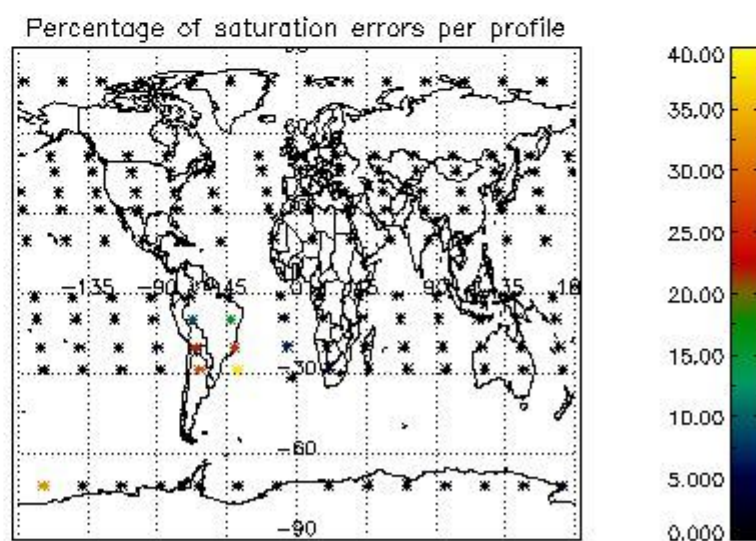
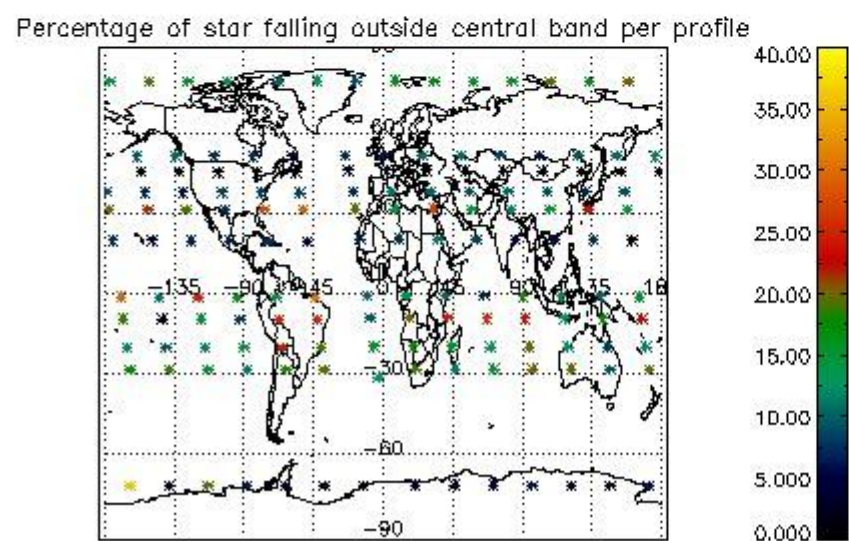
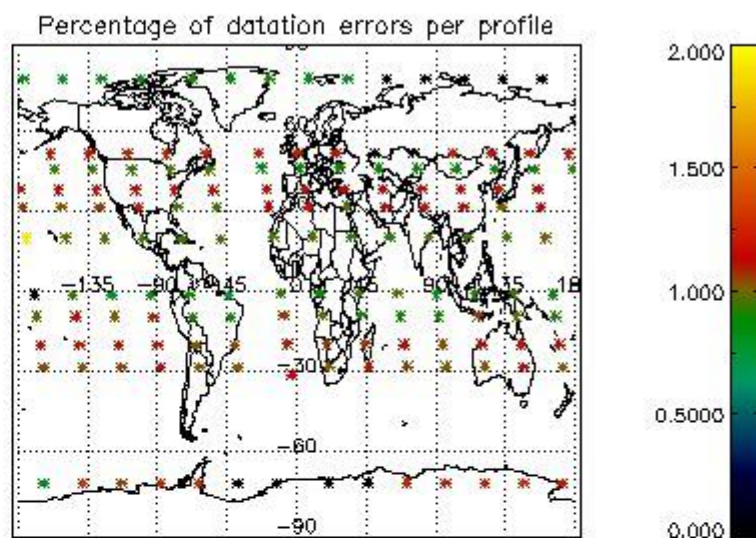
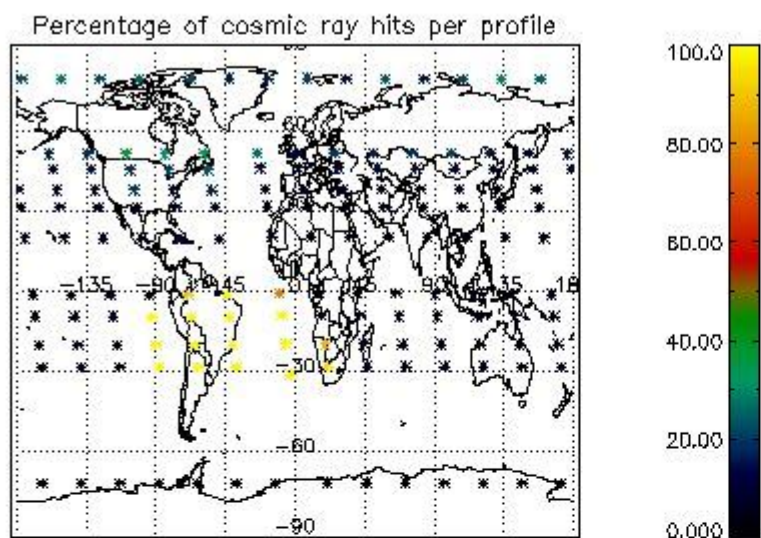
4.1.2 Plot level 1 quality information per product (time dependant): ENVISAT DESCENDING passes



4.2 Plot quality information per product coming from level 1b processing (world map)

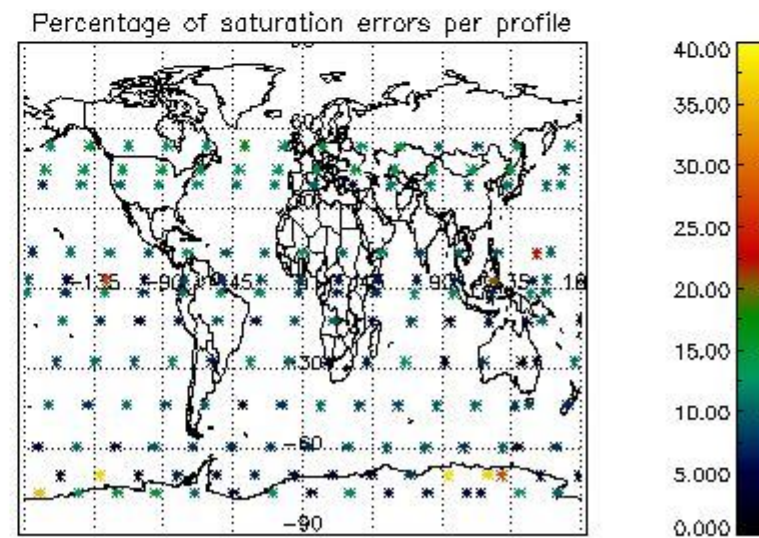
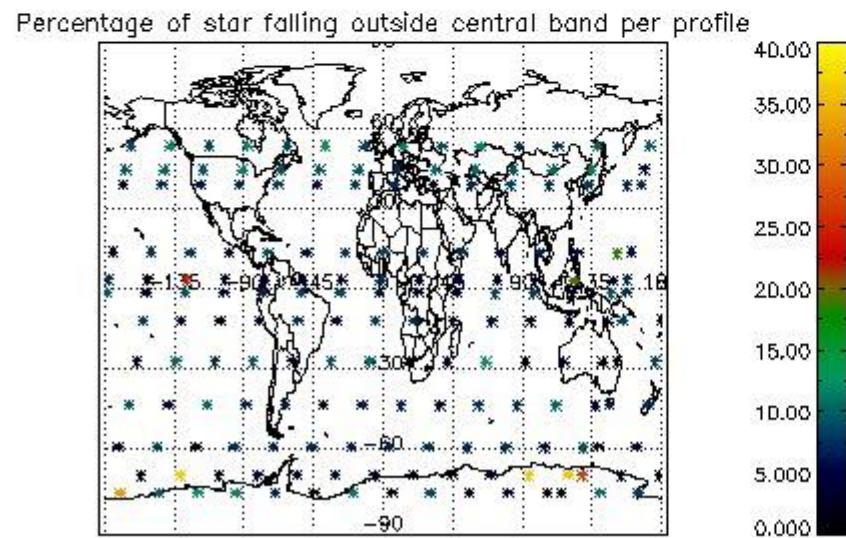
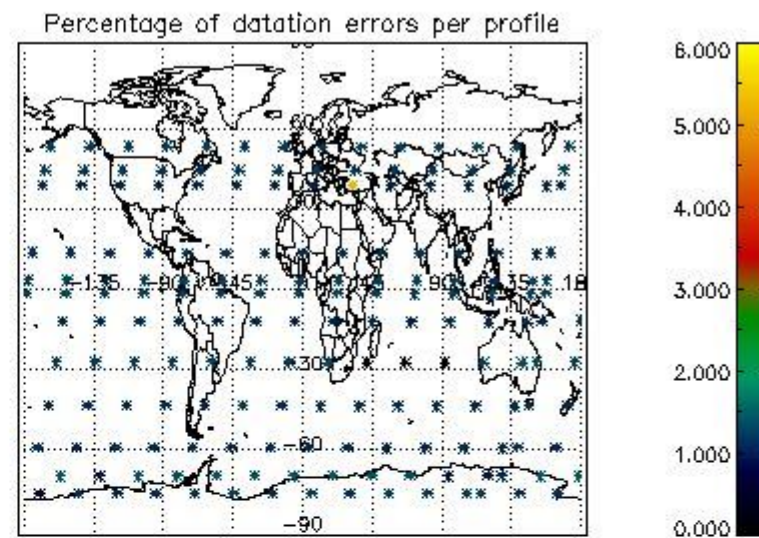
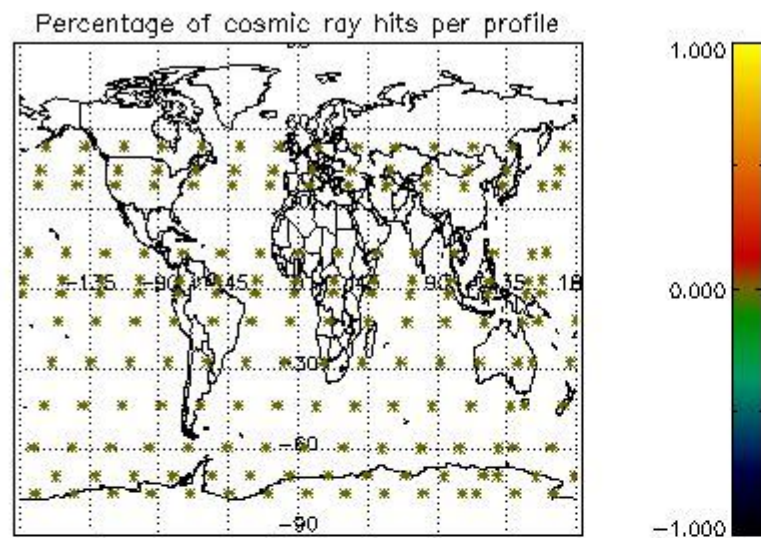
4.2.1 Plot level 1 quality information per product (world map): ENVISAT ASCENDING passes





4.2.2 Plot level 1 quality information per product (world map): ENVISAT DESCENDING passes





## 5. Trace gas profiles

### 5.1 Ozone statistics based on quality of products

The final quality of the products can be "measured" using the STD (Standard Deviation) attached to every point profile. This information is written to the parameter GOM\_NL\_\_2P/NL\_LOCAL\_SPECIES\_DENSITY/o3\_std of the level 2 products. The table below shows the statistics for given STD ranges.

The statistics are given with respect to the overall valid production:

- Products without fatal errors: GOM\_NL\_\_2P/MPH/PRODUCT\_ERR=0
- Valid point profile: GOM\_NL\_\_2P/NL\_LOCAL\_SPECIES\_DENSITY/pcd(0)=0

The 'Criteria' is applied to valid points of dark limb products:

- Products in dark limb illumination condition: GOM\_NL\_\_2P/NL\_SUMMARY\_QUALITY/obs\_ill\_cond=0
- Products without fatal errors: GOM\_NL\_\_2P/MPH/PRODUCT\_ERR=0
- Valid point profile: GOM\_NL\_\_2P/NL\_LOCAL\_SPECIES\_DENSITY/pcd(0)=0

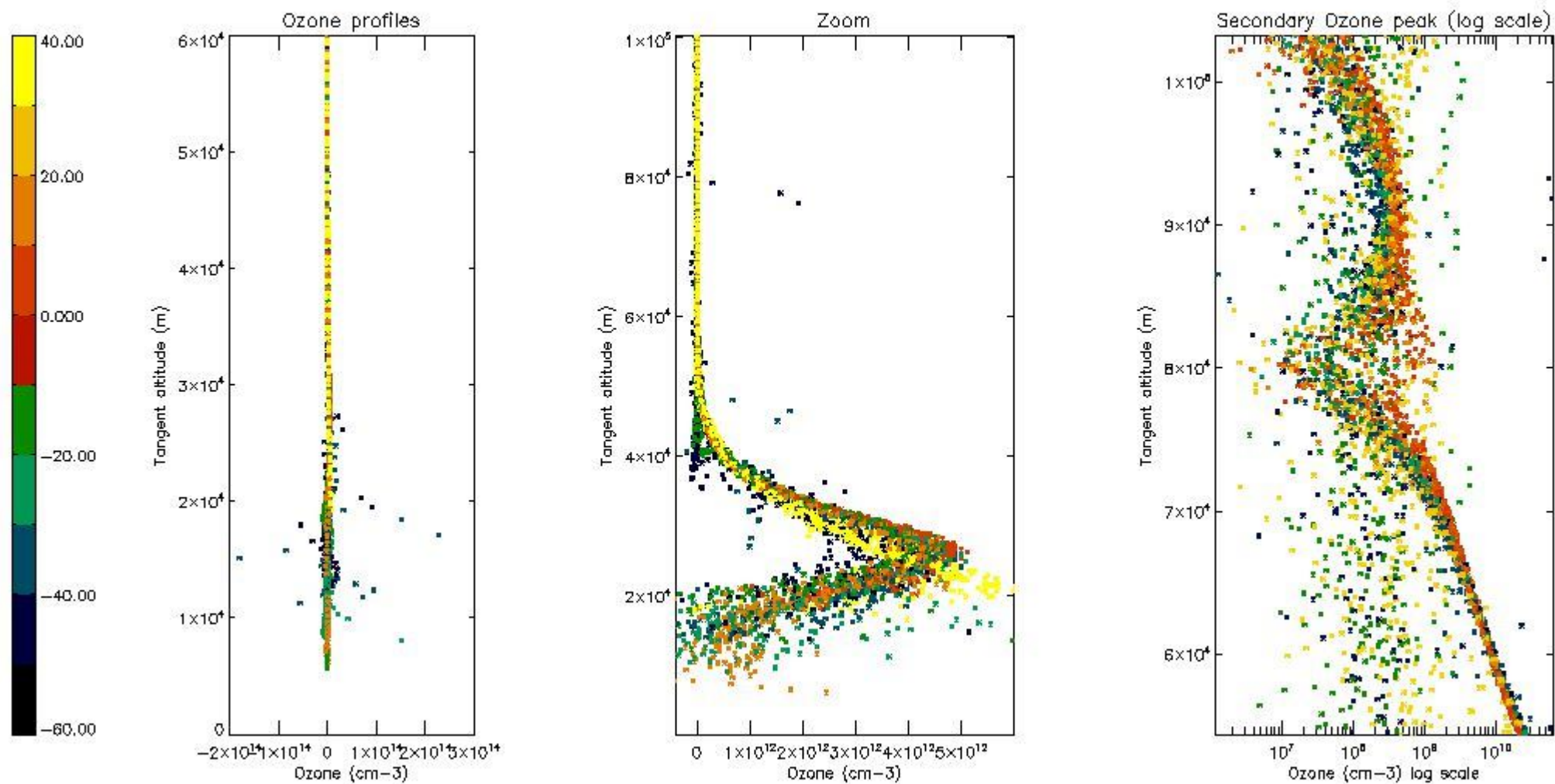
So, the table below shows the percentage of dark limb and valid observations for each criteria with respect to the overall valid daily observations.

Criteria	% of total production
All STD	41
STD < 20	21

STD < 10	17
STD < 5	11

5.2 Plot ozone profiles for all STD (dark without errors)

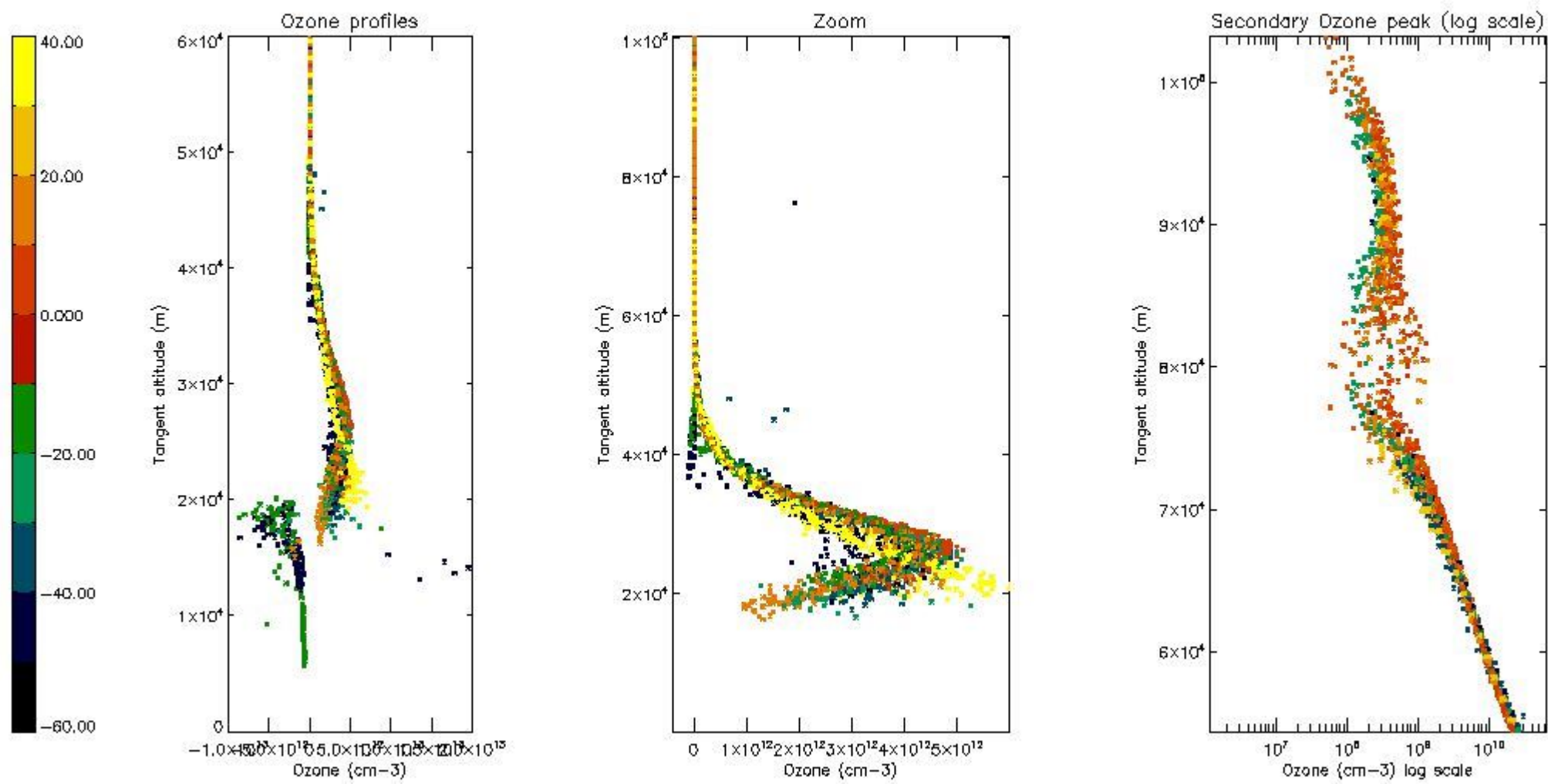
The colorbar represents the latitude.



5.3 Plot ozone profiles where STD < 20% (dark without errors)

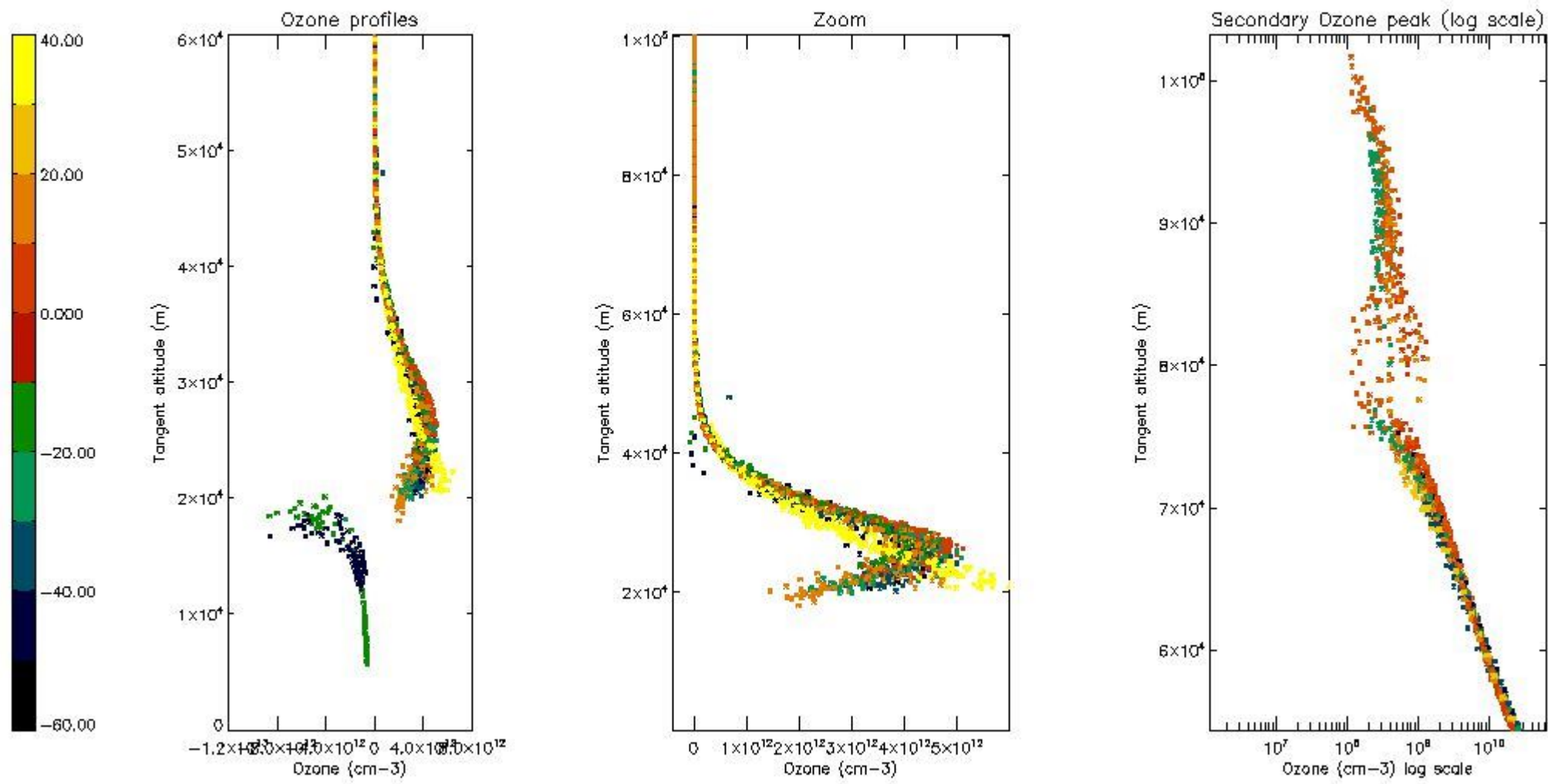
The colorbar represents the latitude.





*5.4 Plot ozone profiles where STD < 10% (dark without errors)*

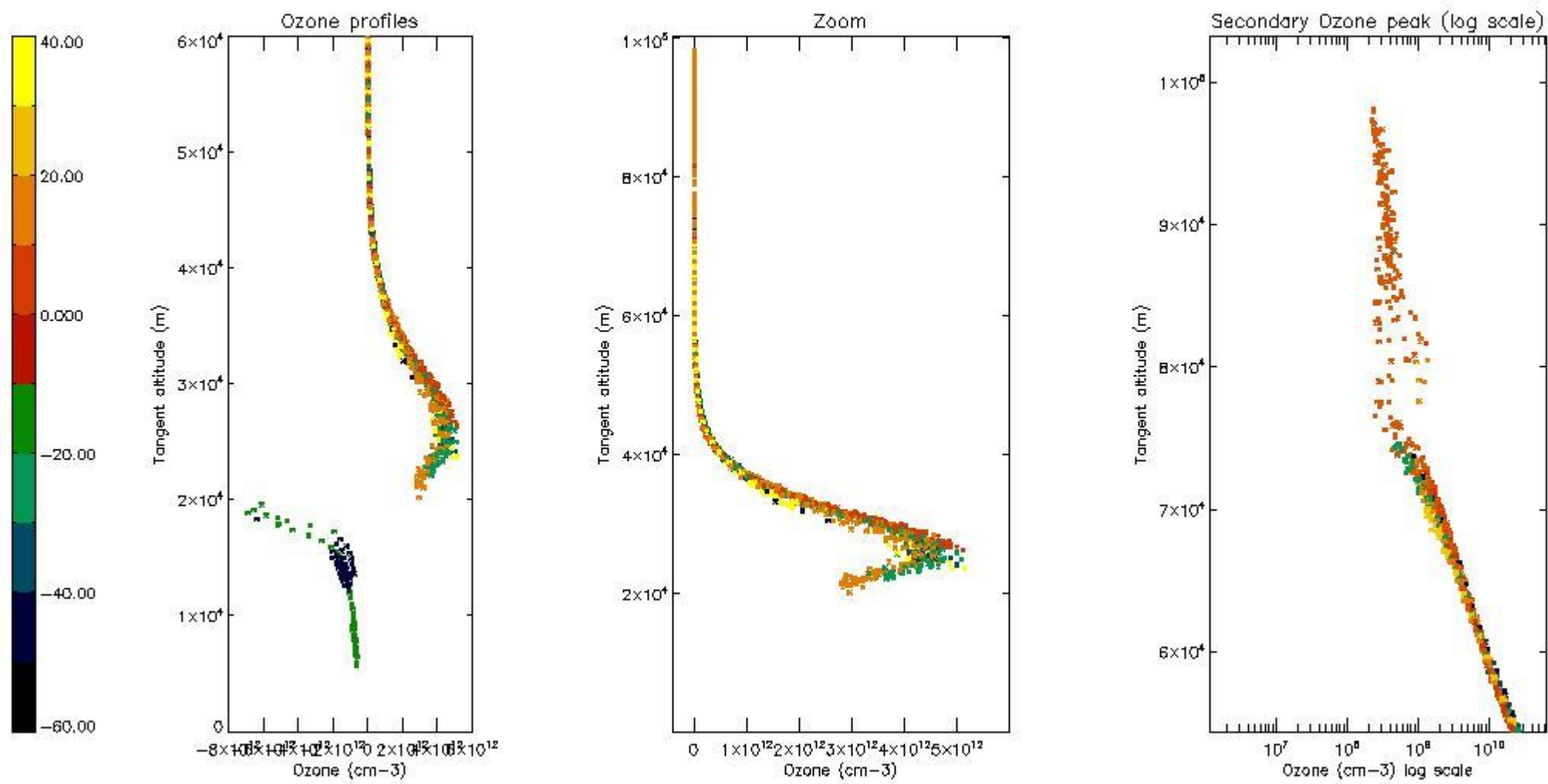
The colorbar represents the latitude.



*5.5 Plot ozone profiles where STD < 5% (dark without errors)*

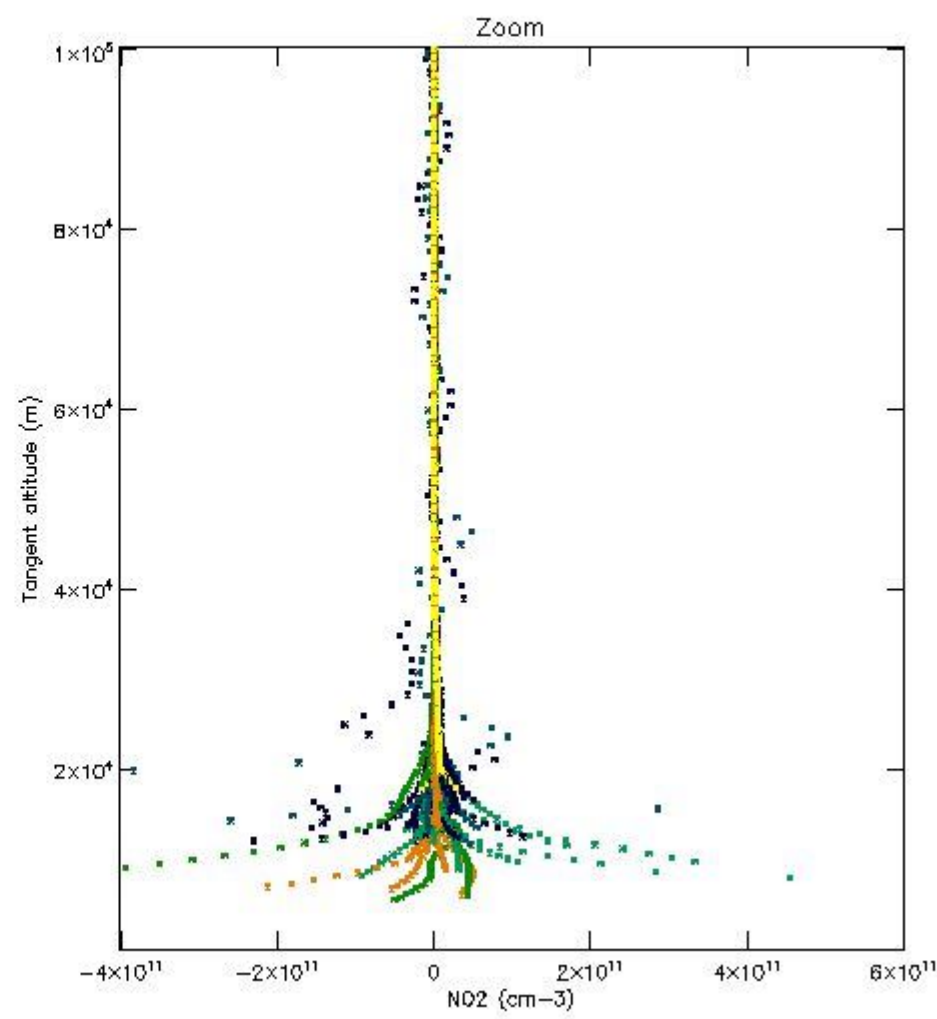
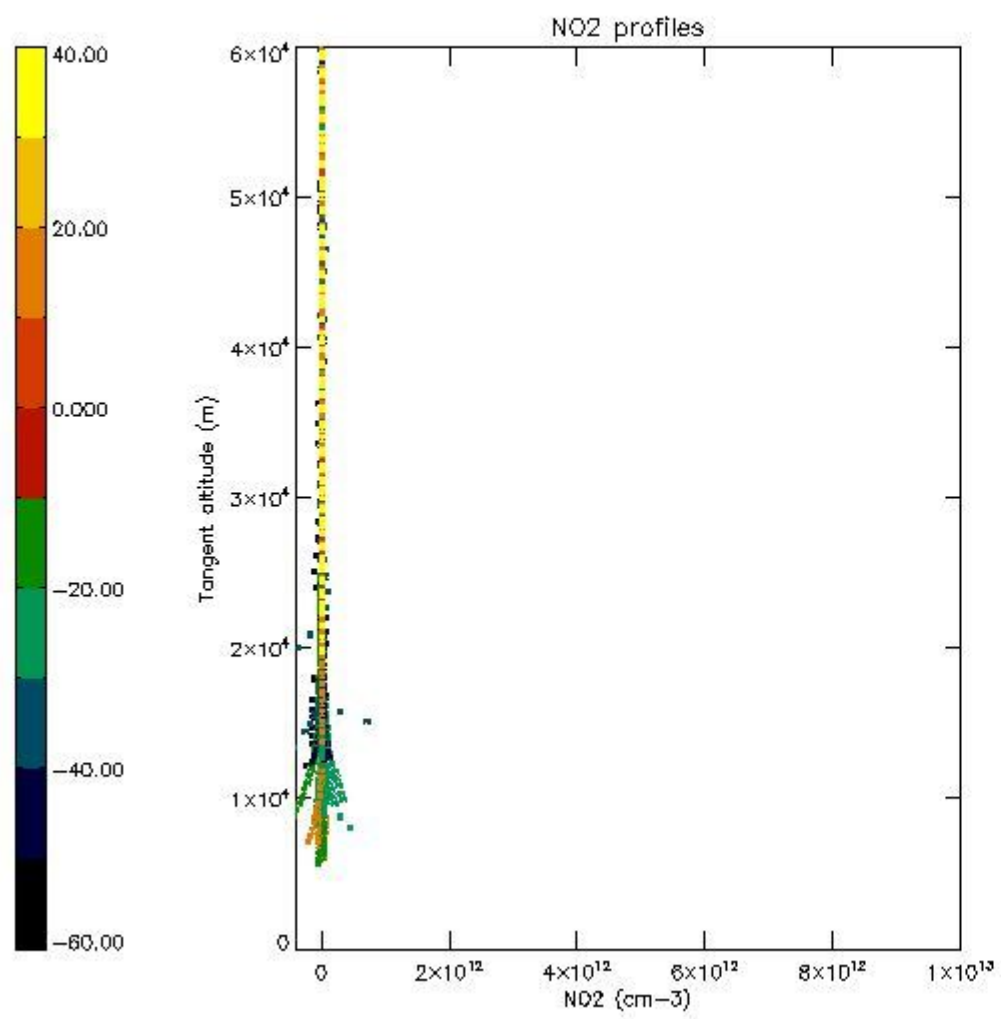
The colorbar represents the latitude.





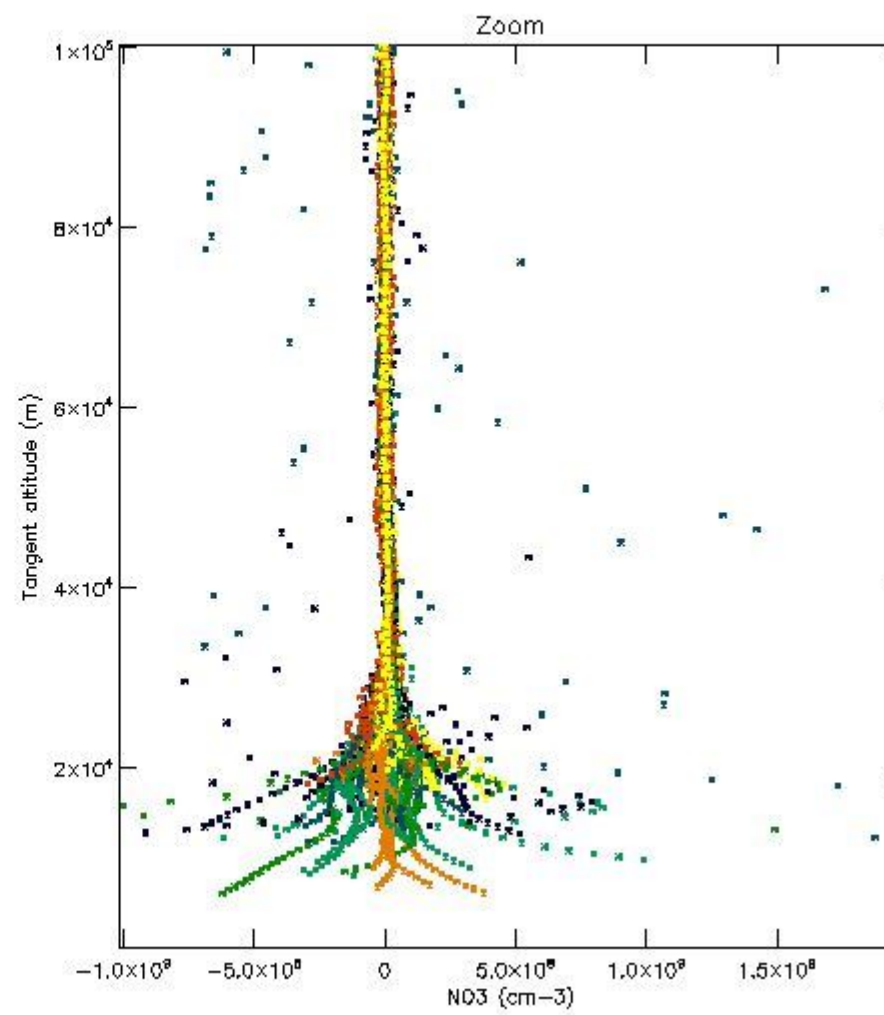
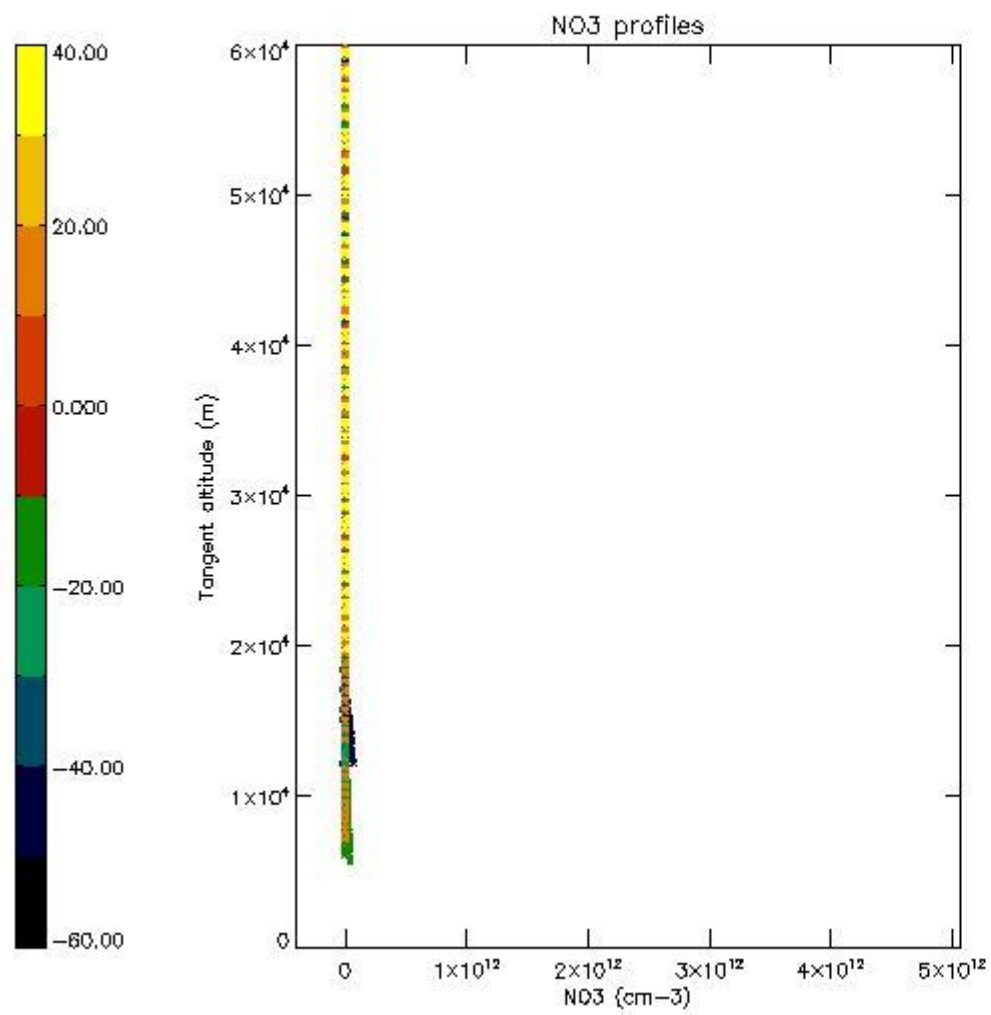
*5.6 Plot NO<sub>2</sub> profiles for all STD (dark without errors)*

The colorbar represents the latitude.



*5.7 Plot NO3 profiles for all STD (dark without errors)*

The colorbar represents the latitude.



## 6. Auxiliary Data Files used for the production reported in section 2

The number reported in the third column indicates since which file (see list in section 2) the corresponding auxiliary file has been used. The fourth column is the date of those product files.

Type	Auxiliary Filename	Used since product	Used since product date
INST_PHYS_CHARACTERISTICS	GOM_INS_AXVIEC20091111_143220_20030716_120000_20500101_000000	1	03-MAR-2011 00:00:08
LEVEL-2_PROC_CONFIG	GOM_PR2_AXVIEC20091111_152718_20020301_000000_20500101_000000	1	03-MAR-2011 00:00:08
CROSS_SECTIONS_FILE	GOM_CRS_AXVIEC20091111_154832_20020301_000000_20500101_000000	1	03-MAR-2011 00:00:08

# GOMOS Level 2 Daily Report

## SUMMARY

### [1. General Info](#)

### [2. Summary of processed GOM\\_NL\\_2P products](#)

### [3. Level 2 Quality information per product](#)

#### [3.1 Plot of level 2 quality information per product \(time dependant\)](#)

#### [3.2 Plot of level 2 quality information per product \(world map\)](#)

### [4. Level 1 Quality information per product \(stored on level 2 products\)](#)

#### [4.1 Plot of level 1 quality information per product \(time dependant\)](#)

##### [4.1.1 Plot of level 1 quality information per product \(time dependant\): ASCENDING](#)

##### [4.1.2 Plot of level 1 quality information per product \(time dependant\): DESCENDING](#)

#### [4.2 Plot of level 1 quality information per product \(world map\)](#)

##### [4.2.1 Plot of level 1 quality information per product \(world map\): ASCENDING](#)

##### [4.2.2 Plot of level 1 quality information per product \(world map\): DESCENDING](#)

### [5. Ozone profiles based on quality statistics and other trace gas profiles](#)

#### [5.1 Ozone statistics based on quality of products](#)

#### [5.2 Plot ozone profiles for all STD \(dark without errors\)](#)

#### [5.3 Plot ozone profiles where STD < 20% \(dark without errors\)](#)

#### [5.4. Plot ozone profiles where STD < 10% \(dark without errors\)](#)

#### [5.5. Plot ozone profiles where STD < 5% \(dark without errors\)](#)

#### [5.6 Plot NO2 profiles for all STD \(dark without errors\)](#)

#### [5.7 Plot NO3 profiles for all STD \(dark without errors\)](#)

#### [5.8 Plot H2O profiles \(only for occultations of stars 1,2,3,4,13,14,16,26,63 dark without errors\) for all STD](#)

### [6. Auxiliary Data Files used for the production reported in section 2](#)



This report presents the daily analysis on parameters extracted from GOMOS level 2 data (GOM\_NL\_\_2P). It is intended to monitor some important parameters that will impact the quality of these products. A list of level 2 products (and content) that have arrived during the reporting day to the PCF is also given.

Item	Value
Time of report generation	24APR2013 10:51:40
Data source version	GOMOS/6.01
Start time of products	03-03-2011 (03MAR2011 00:00:00)
Stop time of products	04-03-2011 (04MAR2011 00:00:00)
Store outputs in DB	Yes
Nb of level 2 prods	332
Nb of prods with errors	0

## 2. Summary of processed GOM\_NL\_\_2P products.

Nr	Filename	UTC Start time	Limb	Duration	Star Id	Star Name	Star Mag	Star Temp	Nb Meas	Orbit	Prod. error
1	GOM_NL__2PRFIN20110303_000008_00000503100_00088_47085_4709.N1	03-MAR-2011 00:00:08	Bright	49.500	96	68Del Leo	2.5600	9300.0	99	47085	No
2	GOM_NL__2PRFIN20110303_000713_00000523100_00088_47085_4710.N1	03-MAR-2011 00:07:13	Bright	51.500	174	52Psi UMa	3.0040	4400.0	103	47085	No
3	GOM_NL__2PRFIN20110303_001003_00000403100_00088_47085_4711.N1	03-MAR-2011 00:10:03	Bright	40.000	82	48Bet UMa	2.3650	10600.	80	47085	No
4	GOM_NL__2PRFIN20110303_001125_00000423100_00088_47085_4712.N1	03-MAR-2011 00:11:25	Bright	41.500	36	50Alp UMa	1.8000	6300.0	83	47085	No
5	GOM_NL__2PRFIN20110303_001423_00000473100_00088_47085_4713.N1	03-MAR-2011 00:14:23	Bright	47.000	32	77Eps UMa	1.7630	11000.	94	47085	No
6	GOM_NL__2PRFIN20110303_001835_00000373100_00088_47085_4714.N1	03-MAR-2011 00:18:35	Bright	36.500	60	7Bet UMi	2.0810	3950.0	73	47085	No
7	GOM_NL__2PRFIN20110303_002312_00000463100_00088_47085_4715.N1	03-MAR-2011 00:23:12	Bright	45.500	119	14Eta Dra	2.7270	4700.0	91	47085	No
8	GOM_NL__2PRFIN20110303_002740_00000483100_00088_47085_4716.N1	03-MAR-2011 00:27:40	Bright	47.500	130	23Bet Dra	2.7990	5800.0	95	47085	No
9	GOM_NL__2PRFIN20110303_003046_00000543100_00088_47085_4717.N1	03-MAR-2011 00:30:46	Bright	54.000	144	18Del Cyg	2.8600	11000.	108	47085	No
10	GOM_NL__2PRFIN20110303_003253_00000413100_00088_47085_4718.N1	03-MAR-2011 00:32:53	Bright	41.000	5	3Alp Lyr	0.033000	11000.	82	47085	No
11	GOM_NL__2PRFIN20110303_004037_00000383100_00088_47085_4719.N1	03-MAR-2011 00:40:37	Bright	38.000	168	17Zet Aql	2.9860	11000.	76	47085	No
12	GOM_NL__2PRFIN20110303_005308_00000493100_00088_47085_4720.N1	03-MAR-2011 00:53:08	Dark	49.000	137	22Lam Sgr	2.8240	4400.0	98	47085	No
13	GOM_NL__2PRFIN20110303_005527_00000483100_00088_47085_4721.N1	03-MAR-2011 00:55:27	Dark	47.500	38	20Eps Sgr	1.8360	11000.	95	47085	No
14	GOM_NL__2PRFIN20110303_005824_00000563100_00088_47085_4722.N1	03-MAR-2011 00:58:24	Dark	56.000	25	35Lam Sco	1.6200	28000.	112	47085	No
15	GOM_NL__2PRFIN20110303_010040_00000683100_00088_47085_4723.N1	03-MAR-2011 01:00:40	Dark	68.000	75	26Eps Sco	2.2910	4250.0	136	47085	No
16	GOM_NL__2PRFIN20110303_010634_00000523100_00089_47086_4765.N1	03-MAR-2011 01:06:34	Dark	51.500	131	Gam Lup	2.8000	26000.	103	47086	No
17	GOM_NL__2PRFIN20110303_010950_00000543100_00089_47086_4766.N1	03-MAR-2011 01:09:50	Dark	53.500	10	Bet Cen	0.61000	28000.	107	47086	No
18	GOM_NL__2PRFIN20110303_011140_00000443100_00089_47086_4767.N1	03-MAR-2011 01:11:40	Dark	43.500	77	Eps Cen	2.3030	28000.	87	47086	No
19	GOM_NL__2PRFIN20110303_011348_00000523100_00089_47086_4768.N1	03-MAR-2011 01:13:48	Dark	52.000	54	5The Cen	2.0550	4500.0	104	47086	No
20	GOM_NL__2PRFIN20110303_011530_00000413100_00089_47086_4769.N1	03-MAR-2011 01:15:30	Dark	40.500	99	Del Cen	2.5750	26000.	81	47086	No
21	GOM_NL__2PRFIN20110303_012413_00000593100_00089_47086_4770.N1	03-MAR-2011 01:24:13	Straylight	58.500	171	2Eps Crv	3.0010	4250.0	117	47086	No
22	GOM_NL__2PRFIN20110303_013612_00000423100_00089_47086_4771.N1	03-MAR-2011 01:36:12	Bright	42.000	22	32Alp Leo	1.3600	15200.	84	47086	No
23	GOM_NL__2PRFIN20110303_013845_00000443100_00089_47086_4772.N1	03-MAR-2011 01:38:45	Bright	44.000	51	41Gam1Leo	2.0100	4500.0	88	47086	No
24	GOM_NL__2PRFIN20110303_014022_00000503100_00089_47086_4773.N1	03-MAR-2011 01:40:22	Bright	50.000	96	68Del Leo	2.5600	9300.0	100	47086	No
25	GOM_NL__2PRFIN20110303_014727_00000443100_00089_47086_4774.N1	03-MAR-2011 01:47:27	Bright	44.000	174	52Psi UMa	3.0040	4400.0	88	47086	No
26	GOM_NL__2PRFIN20110303_015017_00000473100_00089_47086_4775.N1	03-MAR-2011 01:50:17	Bright	46.500	82	48Bet UMa	2.3650	10600.	93	47086	No
27	GOM_NL__2PRFIN20110303_015138_00000393100_00089_47086_4776.N1	03-MAR-2011 01:51:38	Bright	39.000	36	50Alp UMa	1.8000	6300.0	78	47086	No
28	GOM_NL__2PRFIN20110303_015436_00000493100_00089_47086_4777.N1	03-MAR-2011 01:54:36	Bright	48.500	32	77Eps UMa	1.7630	11000.	97	47086	No
29	GOM_NL__2PRFIN20110303_015849_00000403100_00089_47086_4778.N1	03-MAR-2011 01:58:49	Bright	40.000	60	7Bet UMi	2.0810	3950.0	80	47086	No
30	GOM_NL__2PRFIN20110303_020325_00000483100_00089_47086_4779.N1	03-MAR-2011 02:03:25	Bright	47.500	119	14Eta Dra	2.7270	4700.0	95	47086	No
31	GOM_NL__2PRFIN20110303_020753_00000463100_00089_47086_4780.N1	03-MAR-2011 02:07:53	Bright	46.000	130	23Bet Dra	2.7990	5800.0	92	47086	No
32	GOM_NL__2PRFIN20110303_021100_00000543100_00089_47086_4781.N1	03-MAR-2011 02:11:00	Bright	54.000	144	18Del Cyg	2.8600	11000.	108	47086	No
33	GOM_NL__2PRFIN20110303_021307_00000423100_00089_47086_4782.N1	03-MAR-2011 02:13:07	Bright	42.000	5	3Alp Lyr	0.033000	11000.	84	47086	No
34	GOM_NL__2PRFIN20110303_022052_00000393100_00089_47086_4783.N1	03-MAR-2011 02:20:52	Bright	38.500	168	17Zet Aql	2.9860	11000.	77	47086	No
35	GOM_NL__2PRFIN20110303_023322_00000493100_00089_47086_4784.N1	03-MAR-2011 02:33:22	Dark	49.000	137	22Lam Sgr	2.8240	4400.0	98	47086	No
36	GOM_NL__2PRFIN20110303_023542_00000493100_00089_47086_4785.N1	03-MAR-2011 02:35:42	Dark	48.500	38	20Eps Sgr	1.8360	11000.	97	47086	No
37	GOM_NL__2PRFIN20110303_023839_00000553100_00089_47086_4786.N1	03-MAR-2011 02:38:39	Dark	54.500	25	35Lam Sco	1.6200	28000.	109	47086	No
38	GOM_NL__2PRFIN20110303_024055_00000563100_00089_47086_4787.N1	03-MAR-2011 02:40:55	Dark	56.000	75	26Eps Sco	2.2910	4250.0	112	47086	No
39	GOM_NL__2PRFIN20110303_024649_00000533100_00090_47087_4766.N1	03-MAR-2011 02:46:49	Dark	53.000	131	Gam Lup	2.8000	26000.	106	47087	No
40	GOM_NL__2PRFIN20110303_025005_00000533100_00090_47087_4767.N1	03-MAR-2011 02:50:05	Dark	52.500	10	Bet Cen	0.61000	28000.	105	47087	No
41	GOM_NL__2PRFIN20110303_025155_00000443100_00090_47087_4768.N1	03-MAR-2011 02:51:55	Dark	43.500	77	Eps Cen	2.3030	28000.	87	47087	No
42	GOM_NL__2PRFIN20110303_025404_00000523100_00090_47087_4769.N1	03-MAR-2011 02:54:04	Dark	52.000	54	5The Cen	2.0550	4500.0	104	47087	No







161	GOM_NL__2PRFIN20110303_114007_000000423100_00095_47092_4885.N1	03-MAR-2011 11:40:07	Bright	42.000	51	41Gam1Leo	2.0100	4500.0	84	47092	No
162	GOM_NL__2PRFIN20110303_114142_000000503100_00095_47092_4886.N1	03-MAR-2011 11:41:42	Bright	49.500	96	68Del Leo	2.5600	9300.0	99	47092	No
163	GOM_NL__2PRFIN20110303_114847_000000453100_00095_47092_4887.N1	03-MAR-2011 11:48:47	Bright	45.000	174	52Psi UMa	3.0040	4400.0	90	47092	No
164	GOM_NL__2PRFIN20110303_115138_000000413100_00095_47092_4888.N1	03-MAR-2011 11:51:38	Bright	41.000	82	48Bet UMa	2.3650	10600.	82	47092	No
165	GOM_NL__2PRFIN20110303_115300_000000423100_00095_47092_4889.N1	03-MAR-2011 11:53:00	Bright	41.500	36	50Alp UMa	1.8000	6300.0	83	47092	No
166	GOM_NL__2PRFIN20110303_115555_000000493100_00095_47092_4890.N1	03-MAR-2011 11:55:55	Bright	48.500	32	77Eps UMa	1.7630	11000.	97	47092	No
167	GOM_NL__2PRFIN20110303_120011_000000423100_00095_47092_4891.N1	03-MAR-2011 12:00:11	Bright	42.000	60	7Bet UMi	2.0810	3950.0	84	47092	No
168	GOM_NL__2PRFIN20110303_120446_000000433100_00095_47092_4892.N1	03-MAR-2011 12:04:46	Bright	42.500	119	14Eta Dra	2.7270	4700.0	85	47092	No
169	GOM_NL__2PRFIN20110303_120915_000000483100_00095_47092_4893.N1	03-MAR-2011 12:09:15	Bright	47.500	130	23Bet Dra	2.7990	5800.0	95	47092	No
170	GOM_NL__2PRFIN20110303_121224_000000363100_00095_47092_4894.N1	03-MAR-2011 12:12:24	Bright	36.000	144	18Del Cyg	2.8600	11000.	72	47092	No
171	GOM_NL__2PRFIN20110303_121431_000000443100_00095_47092_4895.N1	03-MAR-2011 12:14:31	Bright	44.000	5	3Alp Lyr	0.033000	11000.	88	47092	No
172	GOM_NL__2PRFIN20110303_122218_000000423100_00095_47092_4896.N1	03-MAR-2011 12:22:18	Bright	41.500	168	17Zet Aql	2.9860	11000.	83	47092	No
173	GOM_NL__2PRFIN20110303_123450_000000443100_00095_47092_4897.N1	03-MAR-2011 12:34:50	Dark	43.500	137	22Lam Sgr	2.8240	4400.0	87	47092	No
174	GOM_NL__2PRFIN20110303_123710_000000423100_00095_47092_4898.N1	03-MAR-2011 12:37:10	Dark	42.000	38	20Eps Sgr	1.8360	11000.	84	47092	No
175	GOM_NL__2PRFIN20110303_124009_000000513100_00095_47092_4899.N1	03-MAR-2011 12:40:09	Dark	50.500	25	35Lam Sco	1.6200	28000.	101	47092	No
176	GOM_NL__2PRFIN20110303_124226_000000533100_00095_47092_4900.N1	03-MAR-2011 12:42:26	Dark	53.000	75	26Eps Sco	2.2910	4250.0	106	47092	No
177	GOM_NL__2PRFIN20110303_124820_000000533100_00096_47093_4878.N1	03-MAR-2011 12:48:20	Dark	53.000	131	Gam Lup	2.8000	26000.	106	47093	No
178	GOM_NL__2PRFIN20110303_125132_000000503100_00096_47093_4879.N1	03-MAR-2011 12:51:32	Dark	50.000	10	Bet Cen	0.61000	28000.	100	47093	No
179	GOM_NL__2PRFIN20110303_125323_000000433100_00096_47093_4880.N1	03-MAR-2011 12:53:23	Dark	43.000	77	Eps Cen	2.3030	28000.	86	47093	No
180	GOM_NL__2PRFIN20110303_125534_000000553100_00096_47093_4881.N1	03-MAR-2011 12:55:34	Dark	55.000	54	5The Cen	2.0550	4500.0	110	47093	No
181	GOM_NL__2PRFIN20110303_125711_000000423100_00096_47093_4882.N1	03-MAR-2011 12:57:11	Dark	42.000	99	Del Cen	2.5750	26000.	84	47093	No
182	GOM_NL__2PRFIN20110303_130553_000000593100_00096_47093_4883.N1	03-MAR-2011 13:05:53	Straylight	58.500	171	2Eps Crv	3.0010	4250.0	117	47093	No
183	GOM_NL__2PRFIN20110303_131749_000000443100_00096_47093_4884.N1	03-MAR-2011 13:17:49	Bright	43.500	22	32Alp Leo	1.3600	15200.	87	47093	No
184	GOM_NL__2PRFIN20110303_132021_000000433100_00096_47093_4885.N1	03-MAR-2011 13:20:21	Bright	42.500	51	41Gam1Leo	2.0100	4500.0	85	47093	No
185	GOM_NL__2PRFIN20110303_132155_000000503100_00096_47093_4886.N1	03-MAR-2011 13:21:55	Bright	49.500	96	68Del Leo	2.5600	9300.0	99	47093	No
186	GOM_NL__2PRFIN20110303_132901_000000443100_00096_47093_4887.N1	03-MAR-2011 13:29:01	Bright	44.000	174	52Psi UMa	3.0040	4400.0	88	47093	No
187	GOM_NL__2PRFIN20110303_133152_000000403100_00096_47093_4888.N1	03-MAR-2011 13:31:52	Bright	40.000	82	48Bet UMa	2.3650	10600.	80	47093	No
188	GOM_NL__2PRFIN20110303_133314_000000423100_00096_47093_4889.N1	03-MAR-2011 13:33:14	Bright	42.000	36	50Alp UMa	1.8000	6300.0	84	47093	No
189	GOM_NL__2PRFIN20110303_133608_000000493100_00096_47093_4890.N1	03-MAR-2011 13:36:08	Bright	49.000	32	77Eps UMa	1.7630	11000.	98	47093	No
190	GOM_NL__2PRFIN20110303_134024_000000403100_00096_47093_4891.N1	03-MAR-2011 13:40:24	Bright	40.000	60	7Bet UMi	2.0810	3950.0	80	47093	No
191	GOM_NL__2PRFIN20110303_134500_000000473100_00096_47093_4892.N1	03-MAR-2011 13:45:00	Bright	47.000	119	14Eta Dra	2.7270	4700.0	94	47093	No
192	GOM_NL__2PRFIN20110303_134929_000000473100_00096_47093_4893.N1	03-MAR-2011 13:49:29	Bright	46.500	130	23Bet Dra	2.7990	5800.0	93	47093	No
193	GOM_NL__2PRFIN20110303_135238_000000373100_00096_47093_4894.N1	03-MAR-2011 13:52:38	Bright	37.000	144	18Del Cyg	2.8600	11000.	74	47093	No
194	GOM_NL__2PRFIN20110303_135445_000000473100_00096_47093_4895.N1	03-MAR-2011 13:54:45	Bright	46.500	5	3Alp Lyr	0.033000	11000.	93	47093	No
195	GOM_NL__2PRFIN20110303_140232_000000403100_00096_47093_4896.N1	03-MAR-2011 14:02:32	Bright	39.500	168	17Zet Aql	2.9860	11000.	79	47093	No
196	GOM_NL__2PRFIN20110303_141505_000000493100_00096_47093_4897.N1	03-MAR-2011 14:15:05	Dark	49.000	137	22Lam Sgr	2.8240	4400.0	98	47093	No
197	GOM_NL__2PRFIN20110303_141725_000000443100_00096_47093_4898.N1	03-MAR-2011 14:17:25	Dark	44.000	38	20Eps Sgr	1.8360	11000.	88	47093	No
198	GOM_NL__2PRFIN20110303_142023_000000483100_00096_47093_4899.N1	03-MAR-2011 14:20:23	Dark	47.500	25	35Lam Sco	1.6200	28000.	95	47093	No
199	GOM_NL__2PRFIN20110303_142242_000000553100_00096_47093_4900.N1	03-MAR-2011 14:22:42	Dark	54.500	75	26Eps Sco	2.2910	4250.0	109	47093	No
200	GOM_NL__2PRFIN20110303_142836_000000523100_00097_47094_4898.N1	03-MAR-2011 14:28:36	Dark	52.000	131	Gam Lup	2.8000	26000.	104	47094	No
201	GOM_NL__2PRFIN20110303_143147_000000453100_00097_47094_4899.N1	03-MAR-2011 14:31:47	Dark	44.500	10	Bet Cen	0.61000	28000.	89	47094	No
202	GOM_NL__2PRFIN20110303_143338_000000453100_00097_47094_4900.N1	03-MAR-2011 14:33:38	Dark	44.500	77	Eps Cen	2.3030	28000.	89	47094	No
203	GOM_NL__2PRFIN20110303_143549_000000563100_00097_47094_4901.N1	03-MAR-2011 14:35:49	Dark	56.000	54	5The Cen	2.0550	4500.0	112	47094	No
204	GOM_NL__2PRFIN20110303_143726_000000413100_00097_47094_4902.N1	03-MAR-2011 14:37:26	Dark	40.500	99	Del Cen	2.5750	26000.	81	47094	No
205	GOM_NL__2PRFIN20110303_144607_000000583100_00097_47094_4903.N1	03-MAR-2011 14:46:07	Straylight	58.000	171	2Eps Crv	3.0010	4250.0	116	47094	No
206	GOM_NL__2PRFIN20110303_145803_000000423100_00097_47094_4904.N1	03-MAR-2011 14:58:03	Bright	41.500	22	32Alp Leo	1.3600	15200.	83	47094	No
207	GOM_NL__2PRFIN20110303_150035_000000433100_00097_47094_4905.N1	03-MAR-2011 15:00:35	Bright	43.000	51	41Gam1Leo	2.0100	4500.0	86	47094	No
208	GOM_NL__2PRFIN20110303_150209_000000503100_00097_47094_4906.N1	03-MAR-2011 15:02:09	Bright	50.000	96	68Del Leo	2.5600	9300.0	100	47094	No
209	GOM_NL__2PRFIN20110303_150914_000000463100_00097_47094_4907.N1	03-MAR-2011 15:09:14	Bright	45.500	174	52Psi UMa	3.0040	4400.0	91	47094	No
210	GOM_NL__2PRFIN20110303_151206_000000403100_00097_47094_4908.N1	03-MAR-2011 15:12:06	Bright	40.000	82	48Bet UMa	2.3650	10600.	80	47094	No
211	GOM_NL__2PRFIN20110303_151327_000000423100_00097_47094_4909.N1	03-MAR-2011 15:13:27	Bright	41.500	36	50Alp UMa	1.8000	6300.0	83	47094	No
212	GOM_NL__2PRFIN20110303_151621_000000493100_00097_47094_4910.N1	03-MAR-2011 15:16:21	Bright	48.500	32	77Eps UMa	1.7630	11000.	97	47094	No
213	GOM_NL__2PRFIN20110303_152038_000000433100_00097_47094_4911.N1	03-MAR-2011 15:20:38	Bright	42.500	60	7Bet UMi	2.0810	3950.0	85	47094	No
214	GOM_NL__2PRFIN20110303_152513_000000473100_00097_47094_4912.N1	03-MAR-2011 15:25:13	Bright	47.000	119	14Eta Dra	2.7270	4700.0	94	47094	No
215	GOM_NL__2PRFIN20110303_152943_000000483100_00097_47094_4913.N1	03-MAR-2011 15:29:43	Bright	47.500	130	23Bet Dra	2.7990	5800.0	95	47094	No
216	GOM_NL__2PRFIN20110303_153252_000000353100_00097_47094_4914.N1	03-MAR-2011 15:32:52	Bright	35.000	144	18Del Cyg	2.8600	11000.	70	47094	No
217	GOM_NL__2PRFIN20110303_153459_000000473100_00097_47094_4915.N1	03-MAR-2011 15:34:59	Bright	47.000	5	3Alp Lyr	0.033000	11000.	94	47094	No
218	GOM_NL__2PRFIN20110303_154247_000000413100_00097_47094_4916.N1	03-MAR-2011 15:42:47	Bright	40.500	168	17Zet Aql	2.9860	11000.	81	47094	No
219	GOM_NL__2PRFIN20110303_155520_000000503100_00097_47094_4917.N1	03-MAR-2011 15:55:20	Dark	49.500	137	22Lam Sgr	2.8240	4400.0	99	47094	No

220	GOM_NL__2PRFIN20110303_155740_000000483100_00097_47094_4918.N1	03-MAR-2011 15:57:40	Dark	48.000	38	20Eps Sgr	1.8360	11000.	96	47094	No
221	GOM_NL__2PRFIN20110303_160038_000000553100_00097_47094_4919.N1	03-MAR-2011 16:00:38	Dark	55.000	25	35Lam Sco	1.6200	28000.	110	47094	No
222	GOM_NL__2PRFIN20110303_160257_000000583100_00097_47094_4920.N1	03-MAR-2011 16:02:57	Dark	58.000	75	26Eps Sco	2.2910	4250.0	116	47094	No
223	GOM_NL__2PRFIN20110303_160851_000000523100_00098_47095_4898.N1	03-MAR-2011 16:08:51	Dark	51.500	131	Gam Lup	2.8000	26000.	103	47095	No
224	GOM_NL__2PRFIN20110303_161202_000000433100_00098_47095_4899.N1	03-MAR-2011 16:12:02	Dark	42.500	10	Bet Cen	0.61000	28000.	85	47095	No
225	GOM_NL__2PRFIN20110303_161353_000000453100_00098_47095_4900.N1	03-MAR-2011 16:13:53	Dark	44.500	77	Eps Cen	2.3030	28000.	89	47095	No
226	GOM_NL__2PRFIN20110303_161605_000000563100_00098_47095_4901.N1	03-MAR-2011 16:16:05	Dark	56.000	54	5The Cen	2.0550	4500.0	112	47095	No
227	GOM_NL__2PRFIN20110303_161740_000000413100_00098_47095_4902.N1	03-MAR-2011 16:17:40	Dark	41.000	99	Del Cen	2.5750	26000.	82	47095	No
228	GOM_NL__2PRFIN20110303_162622_000000613100_00098_47095_4903.N1	03-MAR-2011 16:26:22	Straylight	60.500	171	2Eps Crv	3.0010	4250.0	121	47095	No
229	GOM_NL__2PRFIN20110303_163817_000000423100_00098_47095_4904.N1	03-MAR-2011 16:38:17	Bright	42.000	22	32Alp Leo	1.3600	15200.	84	47095	No
230	GOM_NL__2PRFIN20110303_164048_000000433100_00098_47095_4905.N1	03-MAR-2011 16:40:48	Bright	43.000	51	41Gam1Leo	2.0100	4500.0	86	47095	No
231	GOM_NL__2PRFIN20110303_164222_000000503100_00098_47095_4906.N1	03-MAR-2011 16:42:22	Bright	49.500	96	68Del Leo	2.5600	9300.0	99	47095	No
232	GOM_NL__2PRFIN20110303_164928_000000443100_00098_47095_4907.N1	03-MAR-2011 16:49:28	Bright	44.000	174	52Psi UMa	3.0040	4400.0	88	47095	No
233	GOM_NL__2PRFIN20110303_165219_000000403100_00098_47095_4908.N1	03-MAR-2011 16:52:19	Bright	40.000	82	48Bet UMa	2.3650	10600.	80	47095	No
234	GOM_NL__2PRFIN20110303_165341_000000413100_00098_47095_4909.N1	03-MAR-2011 16:53:41	Bright	40.500	36	50Alp UMa	1.8000	6300.0	81	47095	No
235	GOM_NL__2PRFIN20110303_165635_000000473100_00098_47095_4910.N1	03-MAR-2011 16:56:35	Bright	46.500	32	77Eps UMa	1.7630	11000.	93	47095	No
236	GOM_NL__2PRFIN20110303_170052_000000423100_00098_47095_4911.N1	03-MAR-2011 17:00:52	Bright	42.000	60	7Bet UMi	2.0810	3950.0	84	47095	No
237	GOM_NL__2PRFIN20110303_170527_000000483100_00098_47095_4912.N1	03-MAR-2011 17:05:27	Bright	48.000	119	14Eta Dra	2.7270	4700.0	96	47095	No
238	GOM_NL__2PRFIN20110303_170957_000000453100_00098_47095_4913.N1	03-MAR-2011 17:09:57	Bright	44.500	130	23Bet Dra	2.7990	5800.0	89	47095	No
239	GOM_NL__2PRFIN20110303_171306_000000553100_00098_47095_4914.N1	03-MAR-2011 17:13:06	Bright	55.000	144	18Del Cyg	2.8600	11000.	110	47095	No
240	GOM_NL__2PRFIN20110303_171513_000000463100_00098_47095_4915.N1	03-MAR-2011 17:15:13	Bright	45.500	5	3Alp Lyr	0.033000	11000.	91	47095	No
241	GOM_NL__2PRFIN20110303_172301_000000423100_00098_47095_4916.N1	03-MAR-2011 17:23:01	Bright	41.500	168	17Zet Aql	2.9860	11000.	83	47095	No
242	GOM_NL__2PRFIN20110303_173535_000000473100_00098_47095_4917.N1	03-MAR-2011 17:35:35	Dark	47.000	137	22Lam Sgr	2.8240	4400.0	94	47095	No
243	GOM_NL__2PRFIN20110303_173754_000000453100_00098_47095_4918.N1	03-MAR-2011 17:37:54	Dark	44.500	38	20Eps Sgr	1.8360	11000.	89	47095	No
244	GOM_NL__2PRFIN20110303_174053_000000563100_00098_47095_4919.N1	03-MAR-2011 17:40:53	Dark	56.000	25	35Lam Sco	1.6200	28000.	112	47095	No
245	GOM_NL__2PRFIN20110303_174312_000000523100_00098_47095_4920.N1	03-MAR-2011 17:43:12	Dark	52.000	75	26Eps Sco	2.2910	4250.0	104	47095	No
246	GOM_NL__2PRFIN20110303_174906_000000543100_00099_47096_4898.N1	03-MAR-2011 17:49:06	Dark	53.500	131	Gam Lup	2.8000	26000.	107	47096	No
247	GOM_NL__2PRFIN20110303_175216_000000443100_00099_47096_4899.N1	03-MAR-2011 17:52:16	Dark	44.000	10	Bet Cen	0.61000	28000.	88	47096	No
248	GOM_NL__2PRFIN20110303_175407_000000443100_00099_47096_4900.N1	03-MAR-2011 17:54:07	Dark	44.000	77	Eps Cen	2.3030	28000.	88	47096	No
249	GOM_NL__2PRFIN20110303_175620_000000563100_00099_47096_4901.N1	03-MAR-2011 17:56:20	Dark	56.000	54	5The Cen	2.0550	4500.0	112	47096	No
250	GOM_NL__2PRFIN20110303_175755_000000423100_00099_47096_4902.N1	03-MAR-2011 17:57:55	Dark	42.000	99	Del Cen	2.5750	26000.	84	47096	No
251	GOM_NL__2PRFIN20110303_180636_000000613100_00099_47096_4903.N1	03-MAR-2011 18:06:36	Straylight	60.500	171	2Eps Crv	3.0010	4250.0	121	47096	No
252	GOM_NL__2PRFIN20110303_181831_000000413100_00099_47096_4904.N1	03-MAR-2011 18:18:31	Bright	41.000	22	32Alp Leo	1.3600	15200.	82	47096	No
253	GOM_NL__2PRFIN20110303_182102_000000433100_00099_47096_4905.N1	03-MAR-2011 18:21:02	Bright	42.500	51	41Gam1Leo	2.0100	4500.0	85	47096	No
254	GOM_NL__2PRFIN20110303_182236_000000493100_00099_47096_4906.N1	03-MAR-2011 18:22:36	Bright	49.000	96	68Del Leo	2.5600	9300.0	98	47096	No
255	GOM_NL__2PRFIN20110303_182941_000000453100_00099_47096_4907.N1	03-MAR-2011 18:29:41	Bright	45.000	174	52Psi UMa	3.0040	4400.0	90	47096	No
256	GOM_NL__2PRFIN20110303_183233_000000513100_00099_47096_4908.N1	03-MAR-2011 18:32:33	Bright	51.000	82	48Bet UMa	2.3650	10600.	102	47096	No
257	GOM_NL__2PRFIN20110303_183355_000000433100_00099_47096_4909.N1	03-MAR-2011 18:33:55	Bright	42.500	36	50Alp UMa	1.8000	6300.0	85	47096	No
258	GOM_NL__2PRFIN20110303_183648_000000493100_00099_47096_4910.N1	03-MAR-2011 18:36:48	Bright	48.500	32	77Eps UMa	1.7630	11000.	97	47096	No
259	GOM_NL__2PRFIN20110303_184105_000000433100_00099_47096_4911.N1	03-MAR-2011 18:41:05	Bright	42.500	60	7Bet UMi	2.0810	3950.0	85	47096	No
260	GOM_NL__2PRFIN20110303_184540_000000473100_00099_47096_4912.N1	03-MAR-2011 18:45:40	Bright	46.500	119	14Eta Dra	2.7270	4700.0	93	47096	No
261	GOM_NL__2PRFIN20110303_185011_000000483100_00099_47096_4913.N1	03-MAR-2011 18:50:11	Bright	48.000	130	23Bet Dra	2.7990	5800.0	96	47096	No
262	GOM_NL__2PRFIN20110303_185320_000000363100_00099_47096_4914.N1	03-MAR-2011 18:53:20	Bright	35.500	144	18Del Cyg	2.8600	11000.	71	47096	No
263	GOM_NL__2PRFIN20110303_185527_000000623100_00099_47096_4915.N1	03-MAR-2011 18:55:27	Bright	62.000	5	3Alp Lyr	0.033000	11000.	124	47096	No
264	GOM_NL__2PRFIN20110303_190315_000000413100_00099_47096_4916.N1	03-MAR-2011 19:03:15	Bright	40.500	168	17Zet Aql	2.9860	11000.	81	47096	No
265	GOM_NL__2PRFIN20110303_191549_000000453100_00099_47096_4917.N1	03-MAR-2011 19:15:49	Dark	45.000	137	22Lam Sgr	2.8240	4400.0	90	47096	No
266	GOM_NL__2PRFIN20110303_191809_000000473100_00099_47096_4918.N1	03-MAR-2011 19:18:09	Dark	46.500	38	20Eps Sgr	1.8360	11000.	93	47096	No
267	GOM_NL__2PRFIN20110303_192108_000000563100_00099_47096_4919.N1	03-MAR-2011 19:21:08	Dark	55.500	25	35Lam Sco	1.6200	28000.	111	47096	No
268	GOM_NL__2PRFIN20110303_192327_000000533100_00099_47096_4920.N1	03-MAR-2011 19:23:27	Dark	53.000	75	26Eps Sco	2.2910	4250.0	106	47096	No
269	GOM_NL__2PRFIN20110303_192921_000000553100_00100_47097_4898.N1	03-MAR-2011 19:29:21	Dark	54.500	131	Gam Lup	2.8000	26000.	109	47097	No
270	GOM_NL__2PRFIN20110303_193231_000000533100_00100_47097_4899.N1	03-MAR-2011 19:32:31	Dark	52.500	10	Bet Cen	0.61000	28000.	105	47097	No
271	GOM_NL__2PRFIN20110303_193422_000000443100_00100_47097_4900.N1	03-MAR-2011 19:34:22	Dark	44.000	77	Eps Cen	2.3030	28000.	88	47097	No
272	GOM_NL__2PRFIN20110303_193635_000000563100_00100_47097_4901.N1	03-MAR-2011 19:36:35	Dark	56.000	54	5The Cen	2.0550	4500.0	112	47097	No
273	GOM_NL__2PRFIN20110303_193809_000000433100_00100_47097_4902.N1	03-MAR-2011 19:38:09	Dark	42.500	99	Del Cen	2.5750	26000.	85	47097	No
274	GOM_NL__2PRFIN20110303_194650_000000553100_00100_47097_4903.N1	03-MAR-2011 19:46:50	Straylight	54.500	171	2Eps Crv	3.0010	4250.0	109	47097	No
275	GOM_NL__2PRFIN20110303_195845_000000433100_00100_47097_4904.N1	03-MAR-2011 19:58:45	Bright	42.500	22	32Alp Leo	1.3600	15200.	85	47097	No
276	GOM_NL__2PRFIN20110303_200116_000000433100_00100_47097_4905.N1	03-MAR-2011 20:01:16	Bright	42.500	51	41Gam1Leo	2.0100	4500.0	85	47097	No
277	GOM_NL__2PRFIN20110303_200249_000000493100_00100_47097_4906.N1	03-MAR-2011 20:02:49	Bright	49.000	96	68Del Leo	2.5600	9300.0	98	47097	No
278	GOM_NL__2PRFIN20110303_200955_000000453100_00100_47097_4907.N1	03-MAR-2011 20:09:55	Bright	45.000	174	52Psi UMa	3.0040	4400.0	90	47097	No

279	GOM_NL__2PRFIN20110303_201246_000000393100_00100_47097_4908.N1	03-MAR-2011 20:12:46	Bright	38.500	82	48Bet UMa	2.3650	10600.	77	47097	No
280	GOM_NL__2PRFIN20110303_201408_000000393100_00100_47097_4909.N1	03-MAR-2011 20:14:08	Bright	39.000	36	50Alp UMa	1.8000	6300.0	78	47097	No
281	GOM_NL__2PRFIN20110303_201701_000000503100_00100_47097_4910.N1	03-MAR-2011 20:17:01	Bright	50.000	32	77Eps UMa	1.7630	11000.	100	47097	No
282	GOM_NL__2PRFIN20110303_202119_000000413100_00100_47097_4911.N1	03-MAR-2011 20:21:19	Bright	41.000	60	7Bet UMi	2.0810	3950.0	82	47097	No
283	GOM_NL__2PRFIN20110303_202554_000000483100_00100_47097_4912.N1	03-MAR-2011 20:25:54	Bright	48.000	119	14Eta Dra	2.7270	4700.0	96	47097	No
284	GOM_NL__2PRFIN20110303_203024_000000463100_00100_47097_4913.N1	03-MAR-2011 20:30:24	Bright	45.500	130	23Bet Dra	2.7990	5800.0	91	47097	No
285	GOM_NL__2PRFIN20110303_203334_000000363100_00100_47097_4914.N1	03-MAR-2011 20:33:34	Bright	35.500	144	18Del Cyg	2.8600	11000.	71	47097	No
286	GOM_NL__2PRFIN20110303_203541_000000453100_00100_47097_4915.N1	03-MAR-2011 20:35:41	Bright	44.500	5	3Alp Lyr	0.033000	11000.	89	47097	No
287	GOM_NL__2PRFIN20110303_204330_000000403100_00100_47097_4916.N1	03-MAR-2011 20:43:30	Bright	39.500	168	17Zet Aql	2.9860	11000.	79	47097	No
288	GOM_NL__2PRFIN20110303_205604_000000503100_00100_47097_4917.N1	03-MAR-2011 20:56:04	Dark	49.500	137	22Lam Sgr	2.8240	4400.0	99	47097	No
289	GOM_NL__2PRFIN20110303_205824_000000473100_00100_47097_4918.N1	03-MAR-2011 20:58:24	Dark	47.000	38	20Eps Sgr	1.8360	11000.	94	47097	No
290	GOM_NL__2PRFIN20110303_210123_000000523100_00100_47097_4919.N1	03-MAR-2011 21:01:23	Dark	52.000	25	35Lam Sco	1.6200	28000.	104	47097	No
291	GOM_NL__2PRFIN20110303_210342_000000563100_00100_47097_4920.N1	03-MAR-2011 21:03:42	Dark	56.000	75	26Eps Sco	2.2910	4250.0	112	47097	No
292	GOM_NL__2PRFIN20110303_210937_000000533100_00101_47098_4898.N1	03-MAR-2011 21:09:37	Dark	52.500	131	Gam Lup	2.8000	26000.	105	47098	No
293	GOM_NL__2PRFIN20110303_211247_000000423100_00101_47098_4899.N1	03-MAR-2011 21:12:47	Dark	42.000	10	Bet Cen	0.61000	28000.	84	47098	No
294	GOM_NL__2PRFIN20110303_211437_000000453100_00101_47098_4900.N1	03-MAR-2011 21:14:37	Dark	45.000	77	Eps Cen	2.3030	28000.	90	47098	No
295	GOM_NL__2PRFIN20110303_211650_000000573100_00101_47098_4901.N1	03-MAR-2011 21:16:50	Dark	57.000	54	5The Cen	2.0550	4500.0	114	47098	No
296	GOM_NL__2PRFIN20110303_211824_000000413100_00101_47098_4902.N1	03-MAR-2011 21:18:24	Dark	40.500	99	Del Cen	2.5750	26000.	81	47098	No
297	GOM_NL__2PRFIN20110303_212704_000000583100_00101_47098_4903.N1	03-MAR-2011 21:27:04	Straylight	58.000	171	2Eps Crv	3.0010	4250.0	116	47098	No
298	GOM_NL__2PRFIN20110303_213859_000000413100_00101_47098_4904.N1	03-MAR-2011 21:38:59	Bright	41.000	22	32Alp Leo	1.3600	15200.	82	47098	No
299	GOM_NL__2PRFIN20110303_214130_000000423100_00101_47098_4905.N1	03-MAR-2011 21:41:30	Bright	42.000	51	41Gam1Leo	2.0100	4500.0	84	47098	No
300	GOM_NL__2PRFIN20110303_214302_000000473100_00101_47098_4906.N1	03-MAR-2011 21:43:02	Bright	46.500	96	68Del Leo	2.5600	9300.0	93	47098	No
301	GOM_NL__2PRFIN20110303_215008_000000433100_00101_47098_4907.N1	03-MAR-2011 21:50:08	Bright	43.000	174	52Psi UMa	3.0040	4400.0	86	47098	No
302	GOM_NL__2PRFIN20110303_215300_000000423100_00101_47098_4908.N1	03-MAR-2011 21:53:00	Bright	41.500	82	48Bet UMa	2.3650	10600.	83	47098	No
303	GOM_NL__2PRFIN20110303_215422_000000423100_00101_47098_4909.N1	03-MAR-2011 21:54:22	Bright	42.000	36	50Alp UMa	1.8000	6300.0	84	47098	No
304	GOM_NL__2PRFIN20110303_215714_000000453100_00101_47098_4910.N1	03-MAR-2011 21:57:14	Bright	45.000	32	77Eps UMa	1.7630	11000.	90	47098	No
305	GOM_NL__2PRFIN20110303_220132_000000423100_00101_47098_4911.N1	03-MAR-2011 22:01:32	Bright	42.000	60	7Bet UMi	2.0810	3950.0	84	47098	No
306	GOM_NL__2PRFIN20110303_220607_000000473100_00101_47098_4912.N1	03-MAR-2011 22:06:07	Bright	46.500	119	14Eta Dra	2.7270	4700.0	93	47098	No
307	GOM_NL__2PRFIN20110303_221038_000000473100_00101_47098_4913.N1	03-MAR-2011 22:10:38	Bright	47.000	130	23Bet Dra	2.7990	5800.0	94	47098	No
308	GOM_NL__2PRFIN20110303_221348_000000363100_00101_47098_4914.N1	03-MAR-2011 22:13:48	Bright	35.500	144	18Del Cyg	2.8600	11000.	71	47098	No
309	GOM_NL__2PRFIN20110303_221555_000000473100_00101_47098_4915.N1	03-MAR-2011 22:15:55	Bright	46.500	5	3Alp Lyr	0.033000	11000.	93	47098	No
310	GOM_NL__2PRFIN20110303_222344_000000403100_00101_47098_4916.N1	03-MAR-2011 22:23:44	Bright	40.000	168	17Zet Aql	2.9860	11000.	80	47098	No
311	GOM_NL__2PRFIN20110303_223528_000000443100_00101_47098_4917.N1	03-MAR-2011 22:35:28	Dark	43.500	57	34Sig Sgr	2.0660	26000.	87	47098	No
312	GOM_NL__2PRFIN20110303_223838_000000463100_00101_47098_4918.N1	03-MAR-2011 22:38:38	Dark	45.500	38	20Eps Sgr	1.8360	11000.	91	47098	No
313	GOM_NL__2PRFIN20110303_224138_000000473100_00101_47098_4919.N1	03-MAR-2011 22:41:38	Dark	46.500	25	35Lam Sco	1.6200	28000.	93	47098	No
314	GOM_NL__2PRFIN20110303_224357_000000543100_00101_47098_4920.N1	03-MAR-2011 22:43:57	Dark	53.500	75	26Eps Sco	2.2910	4250.0	107	47098	No
315	GOM_NL__2PRFIN20110303_224951_000000533100_00102_47099_4898.N1	03-MAR-2011 22:49:51	Dark	52.500	131	Gam Lup	2.8000	26000.	105	47099	No
316	GOM_NL__2PRFIN20110303_225302_000000443100_00102_47099_4899.N1	03-MAR-2011 22:53:02	Dark	44.000	10	Bet Cen	0.61000	28000.	88	47099	No
317	GOM_NL__2PRFIN20110303_225451_000000433100_00102_47099_4900.N1	03-MAR-2011 22:54:51	Dark	43.000	77	Eps Cen	2.3030	28000.	86	47099	No
318	GOM_NL__2PRFIN20110303_225705_000000573100_00102_47099_4901.N1	03-MAR-2011 22:57:05	Dark	57.000	54	5The Cen	2.0550	4500.0	114	47099	No
319	GOM_NL__2PRFIN20110303_225838_000000413100_00102_47099_4902.N1	03-MAR-2011 22:58:38	Dark	41.000	99	Del Cen	2.5750	26000.	82	47099	No
320	GOM_NL__2PRFIN20110303_230719_000000553100_00102_47099_4903.N1	03-MAR-2011 23:07:19	Straylight	54.500	171	2Eps Crv	3.0010	4250.0	109	47099	No
321	GOM_NL__2PRFIN20110303_231913_000000413100_00102_47099_4904.N1	03-MAR-2011 23:19:13	Bright	41.000	22	32Alp Leo	1.3600	15200.	82	47099	No
322	GOM_NL__2PRFIN20110303_232143_000000403100_00102_47099_4905.N1	03-MAR-2011 23:21:43	Bright	40.000	51	41Gam1Leo	2.0100	4500.0	80	47099	No
323	GOM_NL__2PRFIN20110303_232316_000000493100_00102_47099_4906.N1	03-MAR-2011 23:23:16	Bright	49.000	96	68Del Leo	2.5600	9300.0	98	47099	No
324	GOM_NL__2PRFIN20110303_233021_000000443100_00102_47099_4907.N1	03-MAR-2011 23:30:21	Bright	43.500	174	52Psi UMa	3.0040	4400.0	87	47099	No
325	GOM_NL__2PRFIN20110303_233313_000000413100_00102_47099_4908.N1	03-MAR-2011 23:33:13	Bright	41.000	82	48Bet UMa	2.3650	10600.	82	47099	No
326	GOM_NL__2PRFIN20110303_233436_000000413100_00102_47099_4909.N1	03-MAR-2011 23:34:36	Bright	41.000	36	50Alp UMa	1.8000	6300.0	82	47099	No
327	GOM_NL__2PRFIN20110303_233727_000000503100_00102_47099_4910.N1	03-MAR-2011 23:37:27	Bright	50.000	32	77Eps UMa	1.7630	11000.	100	47099	No
328	GOM_NL__2PRFIN20110303_234146_000000383100_00102_47099_4911.N1	03-MAR-2011 23:41:46	Bright	38.000	60	7Bet UMi	2.0810	3950.0	76	47099	No
329	GOM_NL__2PRFIN20110303_234621_000000463100_00102_47099_4912.N1	03-MAR-2011 23:46:21	Bright	46.000	119	14Eta Dra	2.7270	4700.0	92	47099	No
330	GOM_NL__2PRFIN20110303_235052_000000453100_00102_47099_4913.N1	03-MAR-2011 23:50:52	Bright	44.500	130	23Bet Dra	2.7990	5800.0	89	47099	No
331	GOM_NL__2PRFIN20110303_235402_000000473100_00102_47099_4914.N1	03-MAR-2011 23:54:02	Bright	47.000	144	18Del Cyg	2.8600	11000.	94	47099	No
332	GOM_NL__2PRFIN20110303_235609_000000423100_00102_47099_4915.N1	03-MAR-2011 23:56:09	Bright	41.500	5	3Alp Lyr	0.033000	11000.	83	47099	No

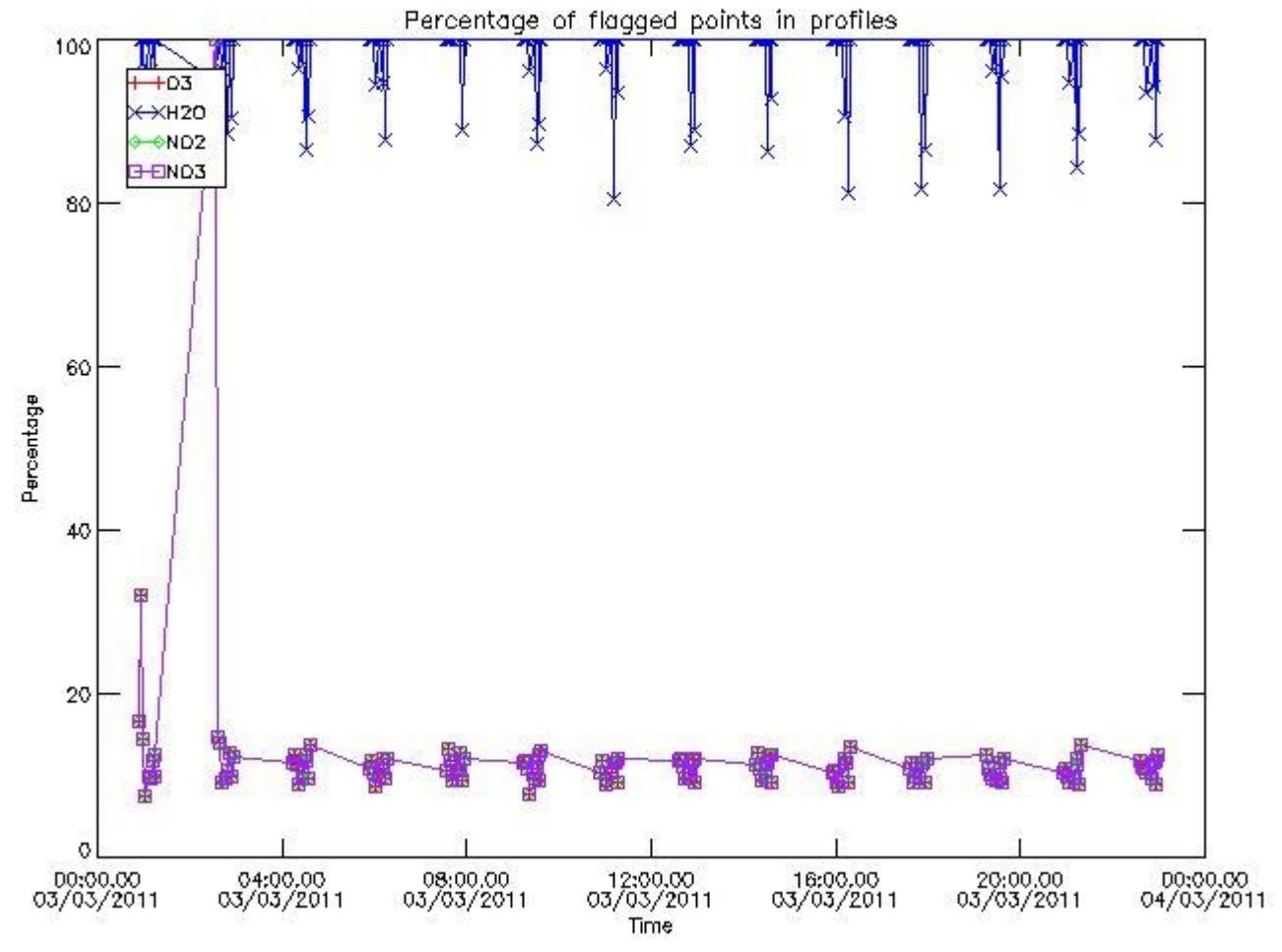
### 3. Quality information per product

In this section it is plotted some information contained in the Quality Summary data set of



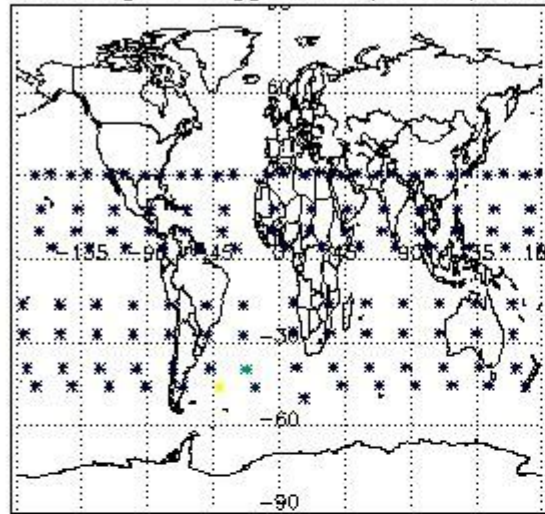
the level 2 products. Only products in dark limb conditions and without errors (error flag in the MPH set to "0") are used.

*3.1 Plot quality information per product (time dependant)*

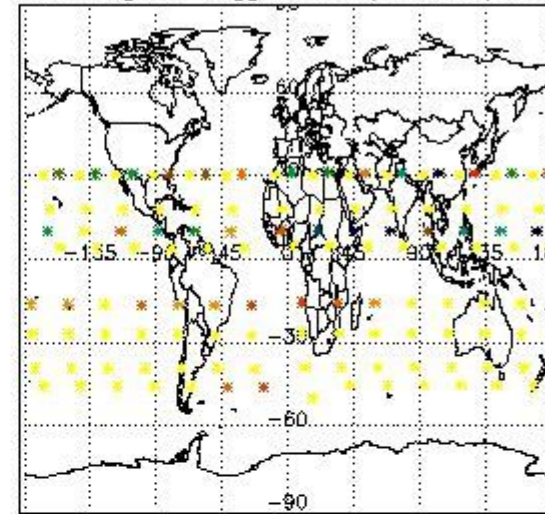


*3.2 Plot quality information per product (world map)*

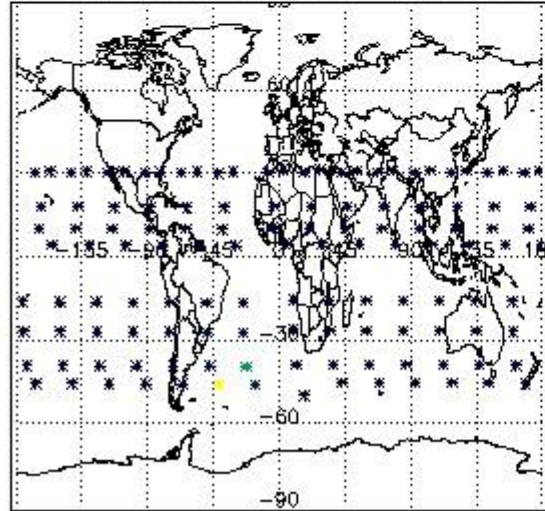
Percentage of flagged data per O3 profile



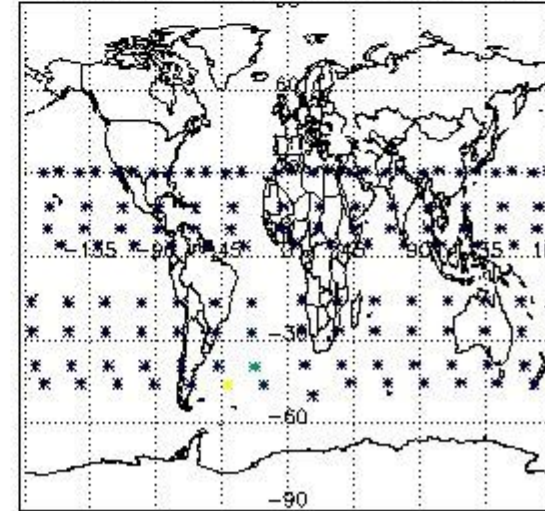
Percentage of flagged data per H2O profile



Percentage of flagged data per NO2 profile



Percentage of flagged data per NO3 profile

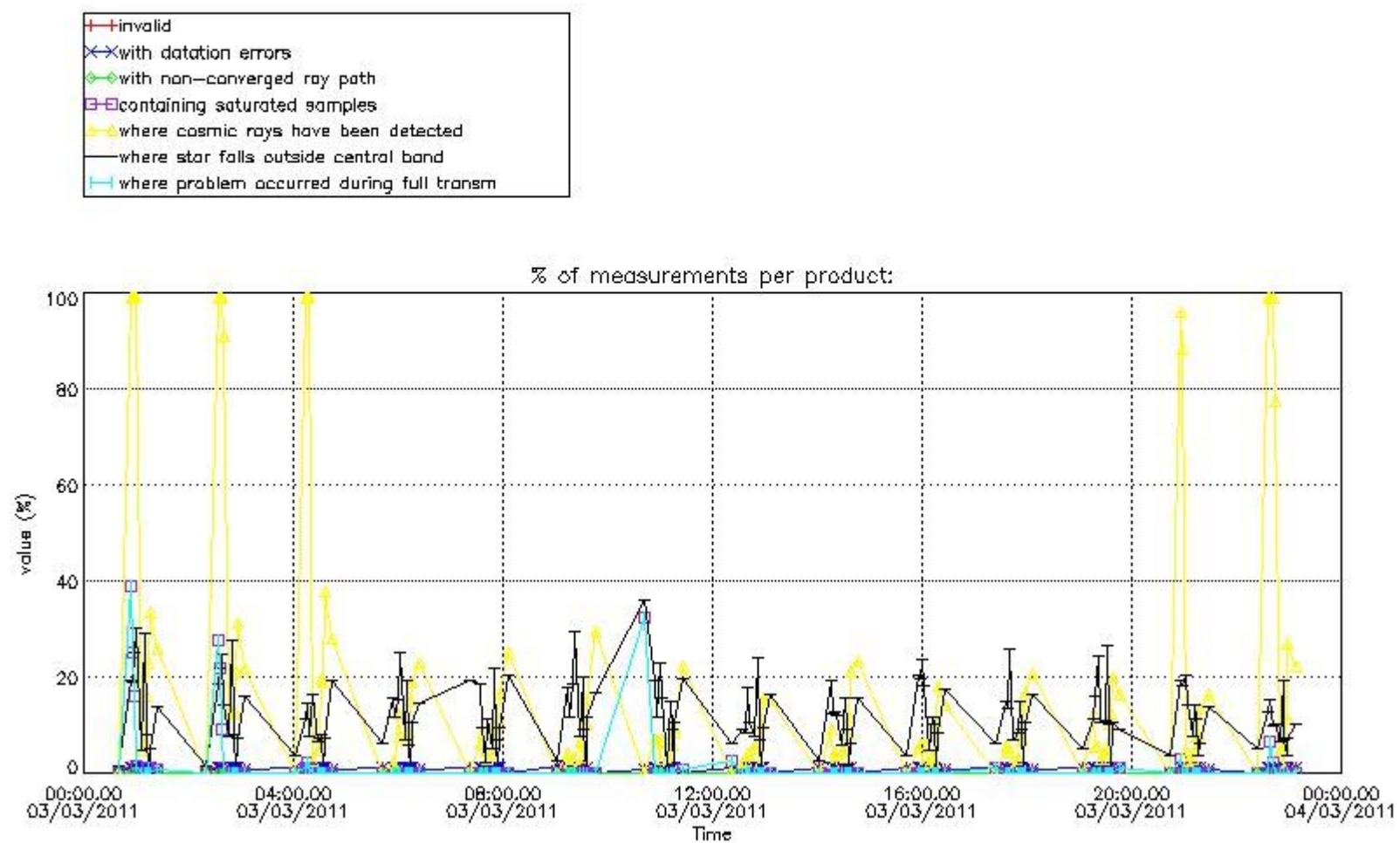


#### 4. Level 1 quality information per product

In this section it is plotted some information contained in the Quality Summary data set of the level 2 products that comes from the level 1b processing. Products without errors (error flag in the MPH set to "0") are used.

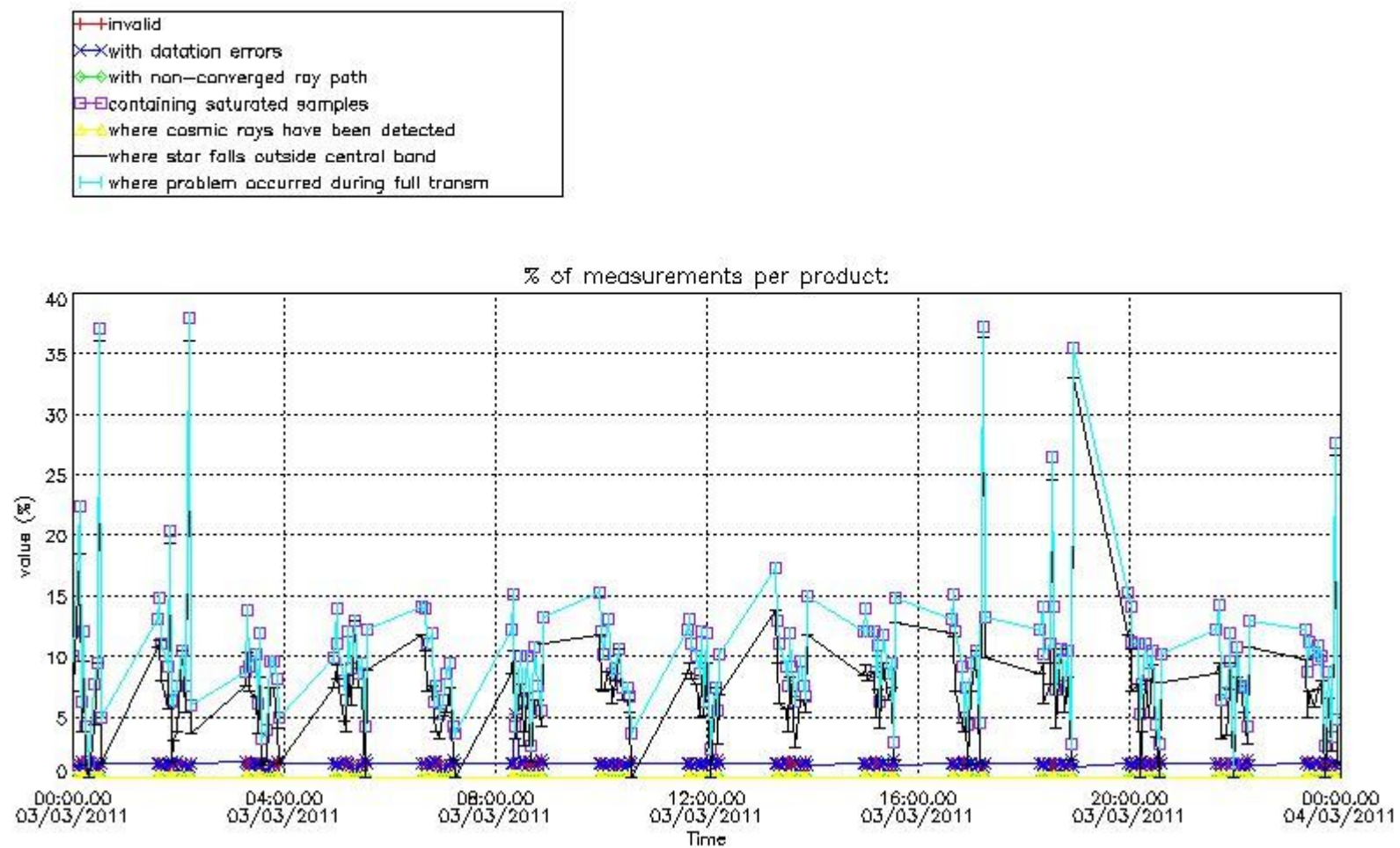
##### 4.1 Plot quality information per product (time dependant) coming from level 1b processing

###### 4.1.1 Plot level 1 quality information per product (time dependant): ENVISAT ASCENDING passes



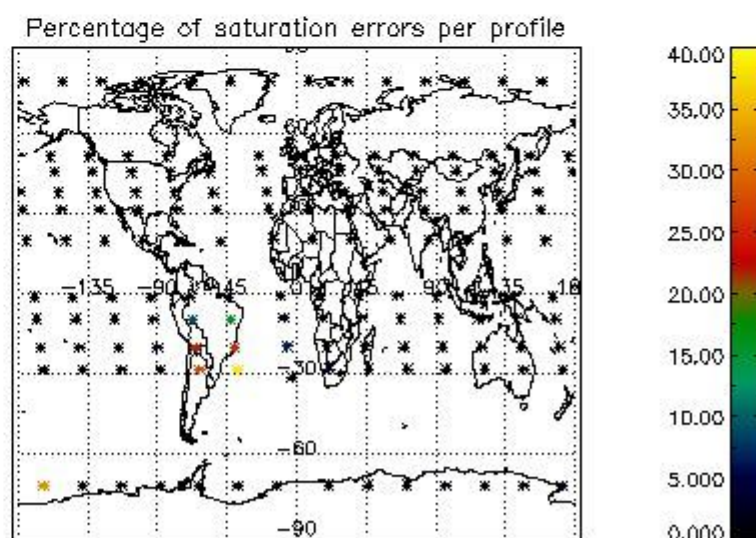
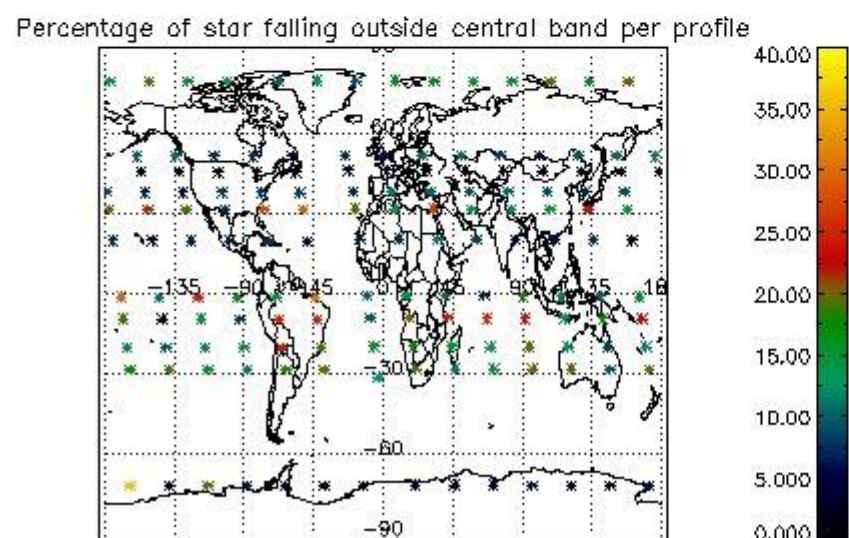
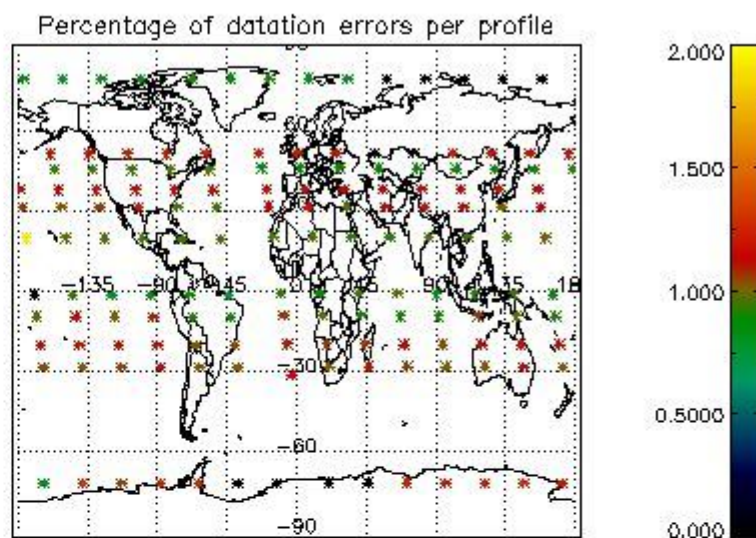
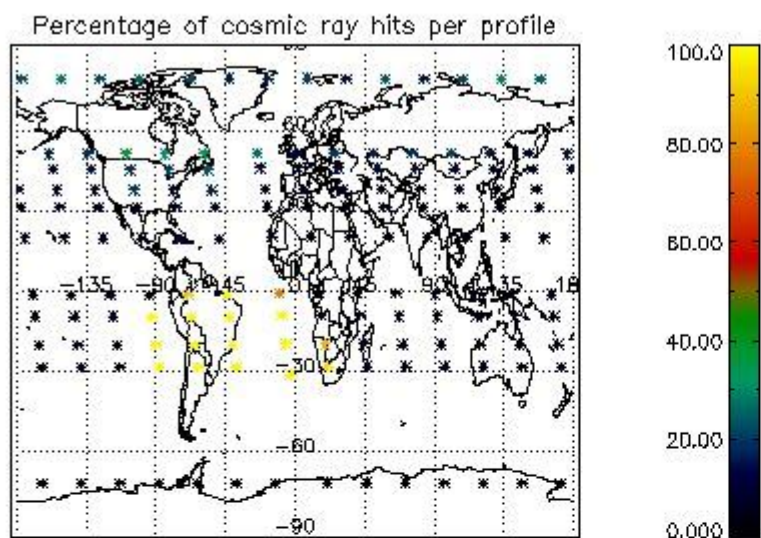
4.1.2 Plot level 1 quality information per product (time dependant): ENVI SAT DESCENDING passes





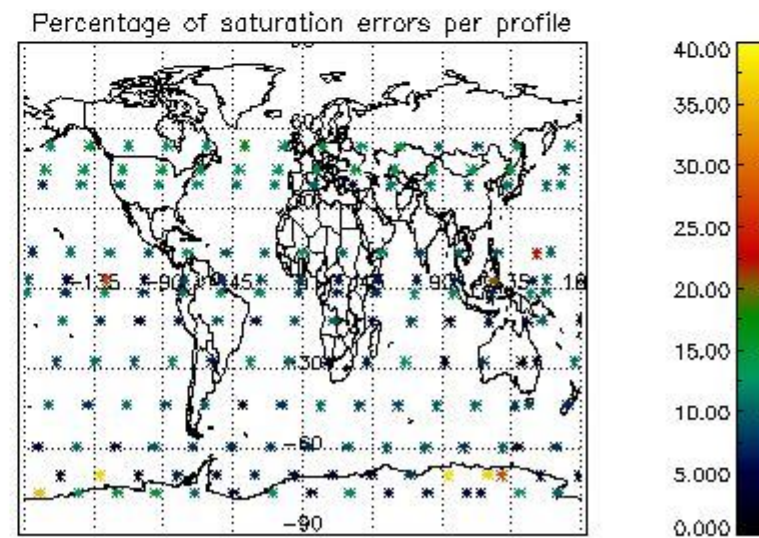
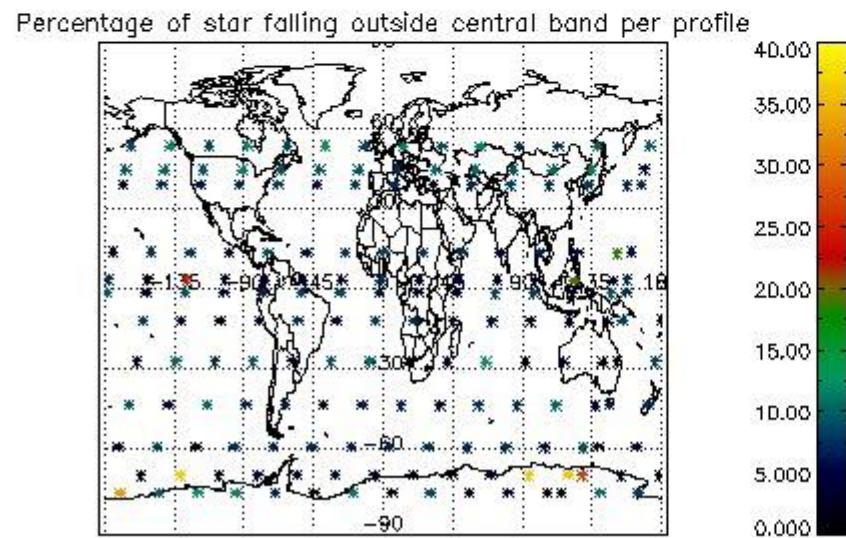
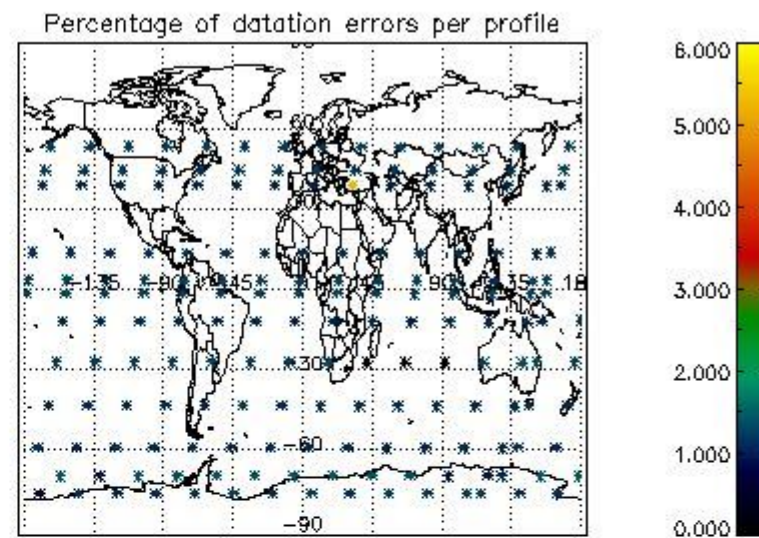
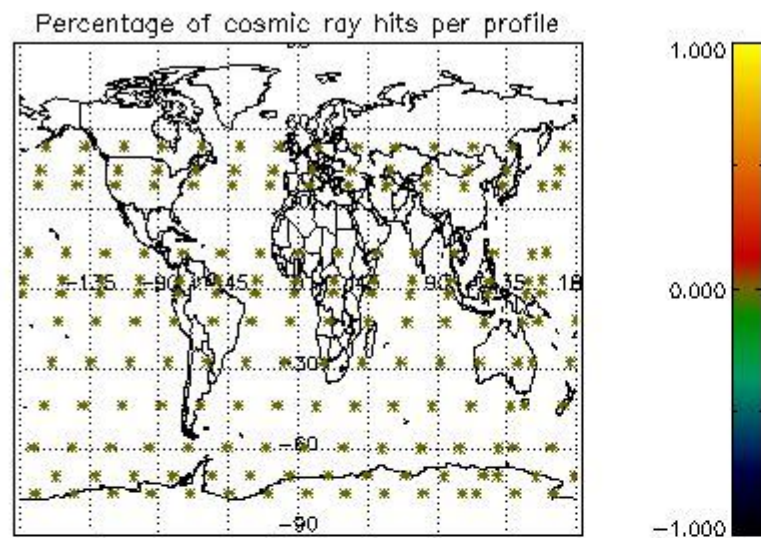
4.2 Plot quality information per product coming from level 1b processing (world map)

4.2.1 Plot level 1 quality information per product (world map): ENVISAT ASCENDING passes



4.2.2 Plot level 1 quality information per product (world map): ENVISAT DESCENDING passes





## 5. Trace gas profiles

### 5.1 Ozone statistics based on quality of products

The final quality of the products can be "measured" using the STD (Standard Deviation) attached to every point profile. This information is written to the parameter GOM\_NL\_\_2P/NL\_LOCAL\_SPECIES\_DENSITY/o3\_std of the level 2 products. The table below shows the statistics for given STD ranges.

The statistics are given with respect to the overall valid production:

- Products without fatal errors: GOM\_NL\_\_2P/MPH/PRODUCT\_ERR=0
- Valid point profile: GOM\_NL\_\_2P/NL\_LOCAL\_SPECIES\_DENSITY/pcd(0)=0

The 'Criteria' is applied to valid points of dark limb products:

- Products in dark limb illumination condition: GOM\_NL\_\_2P/NL\_SUMMARY\_QUALITY/obs\_ill\_cond=0
- Products without fatal errors: GOM\_NL\_\_2P/MPH/PRODUCT\_ERR=0
- Valid point profile: GOM\_NL\_\_2P/NL\_LOCAL\_SPECIES\_DENSITY/pcd(0)=0

So, the table below shows the percentage of dark limb and valid observations for each criteria with respect to the overall valid daily observations.

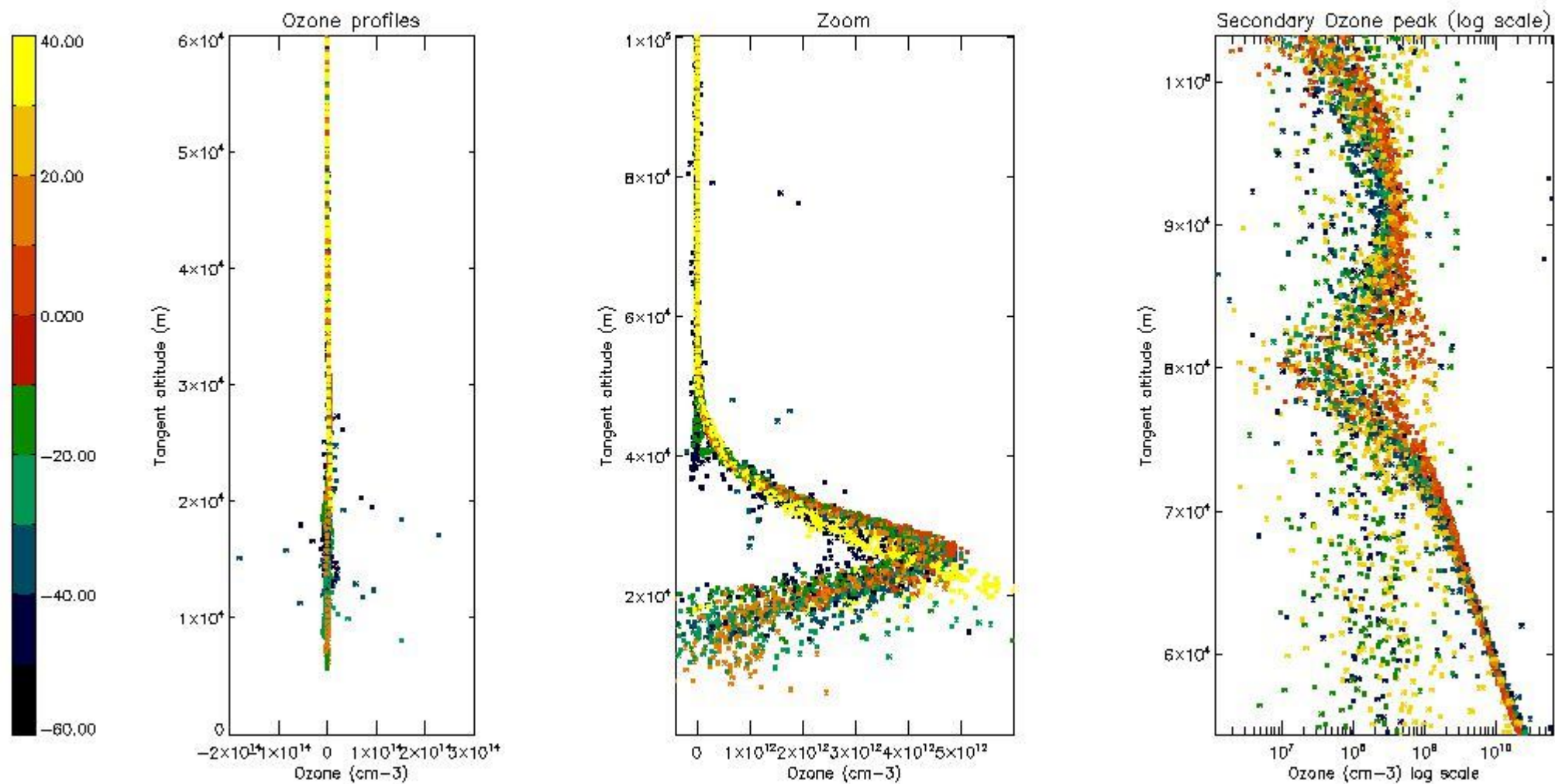
Criteria	% of total production
All STD	41
STD < 20	21



STD < 10	17
STD < 5	11

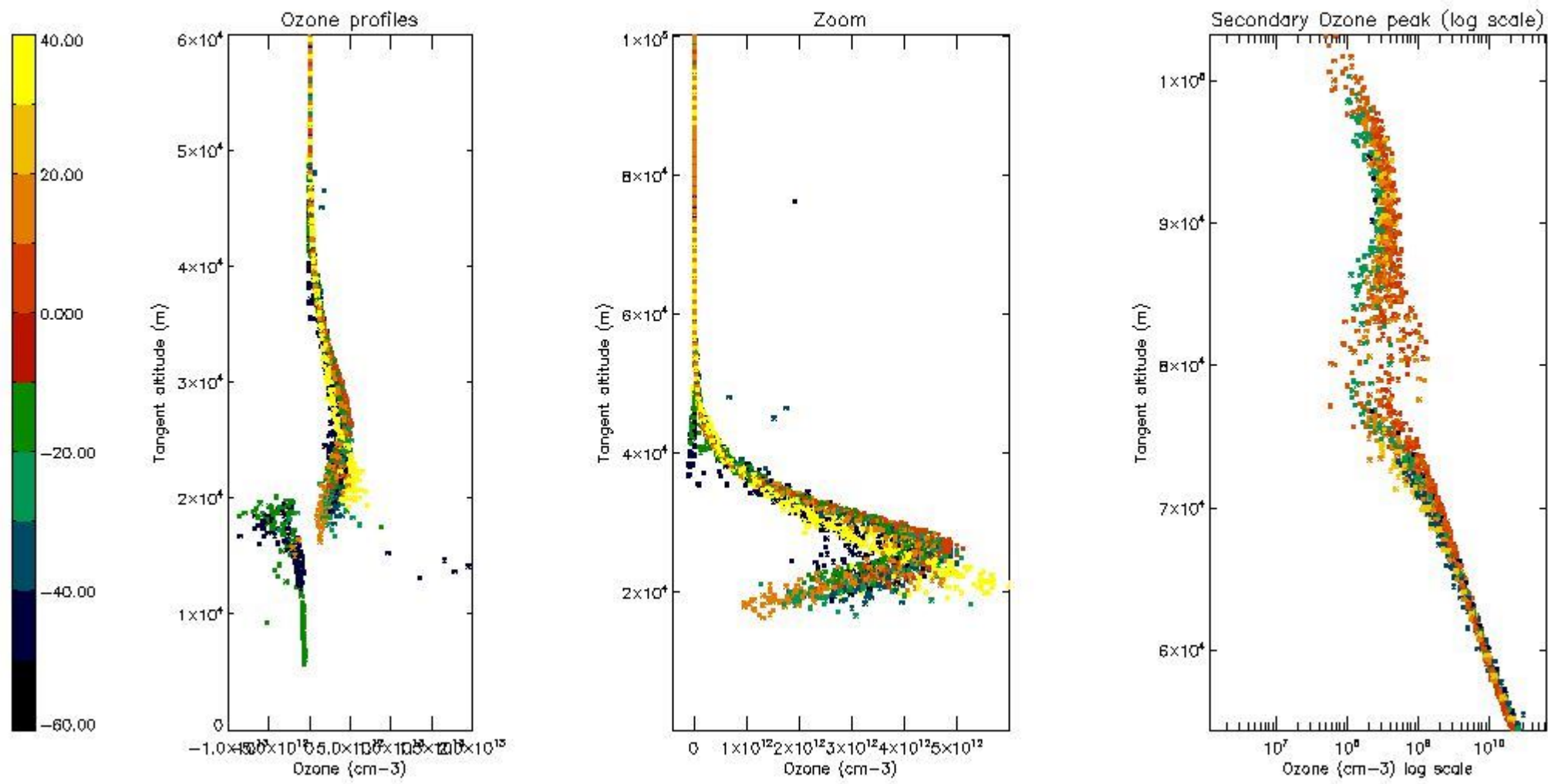
5.2 Plot ozone profiles for all STD (dark without errors)

The colorbar represents the latitude.



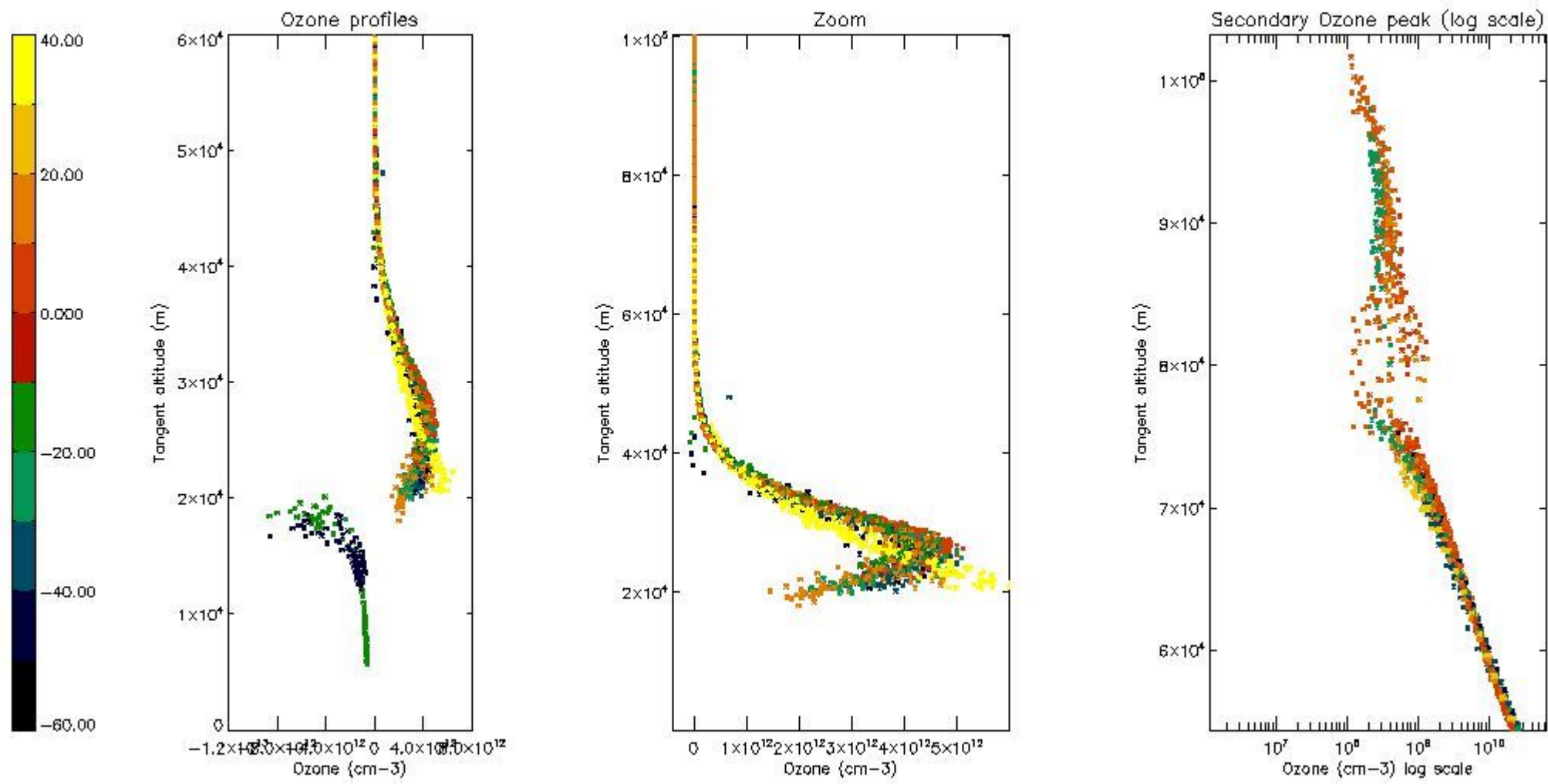
5.3 Plot ozone profiles where STD < 20% (dark without errors)

The colorbar represents the latitude.



*5.4 Plot ozone profiles where STD < 10% (dark without errors)*

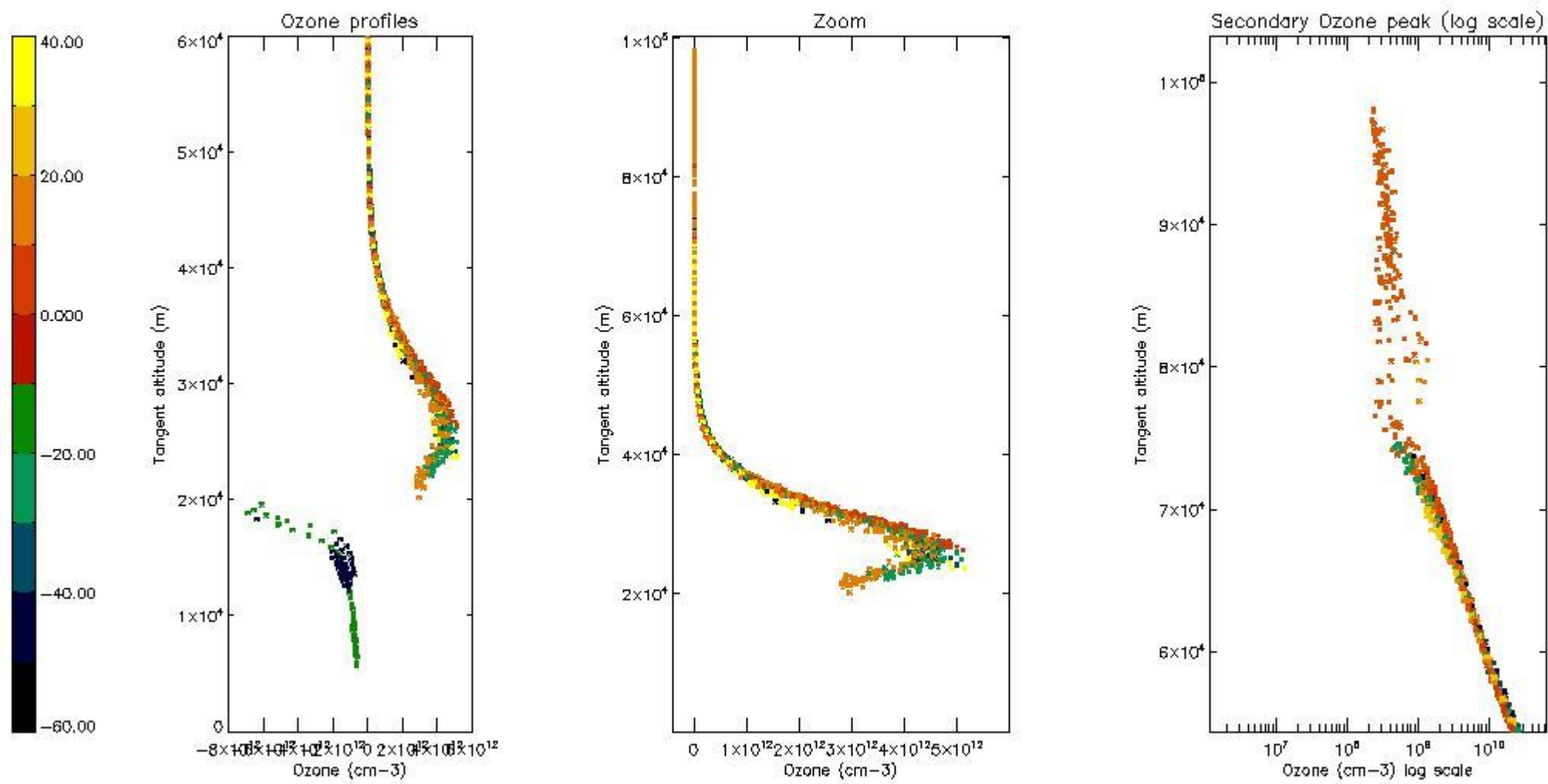
The colorbar represents the latitude.



*5.5 Plot ozone profiles where  $STD < 5\%$  (dark without errors)*

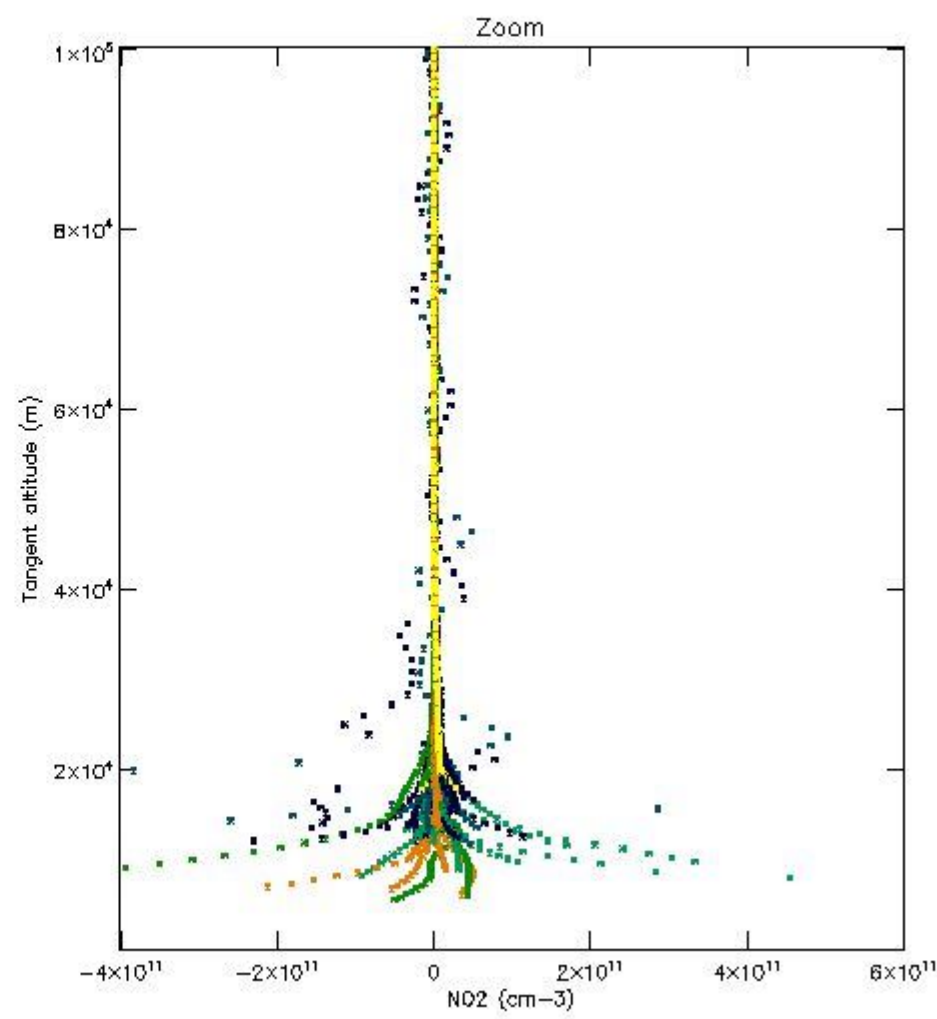
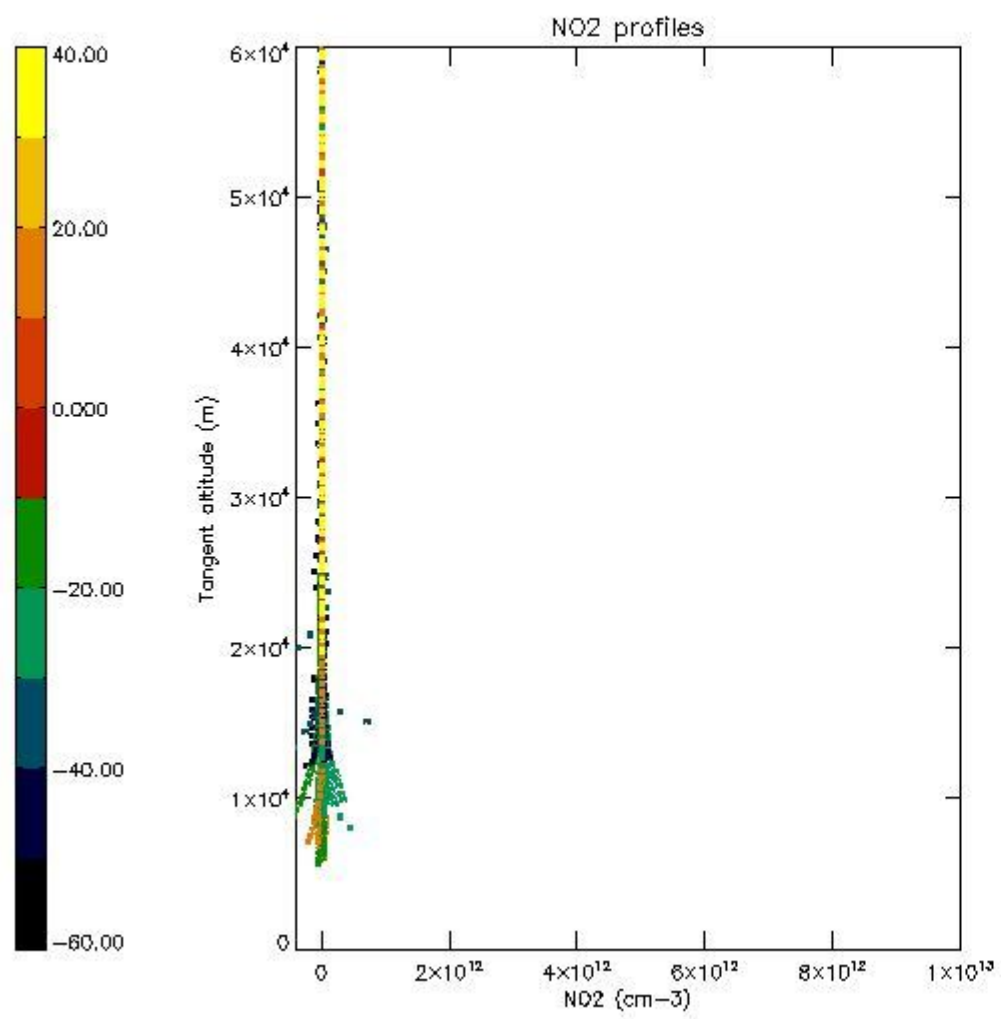
The colorbar represents the latitude.





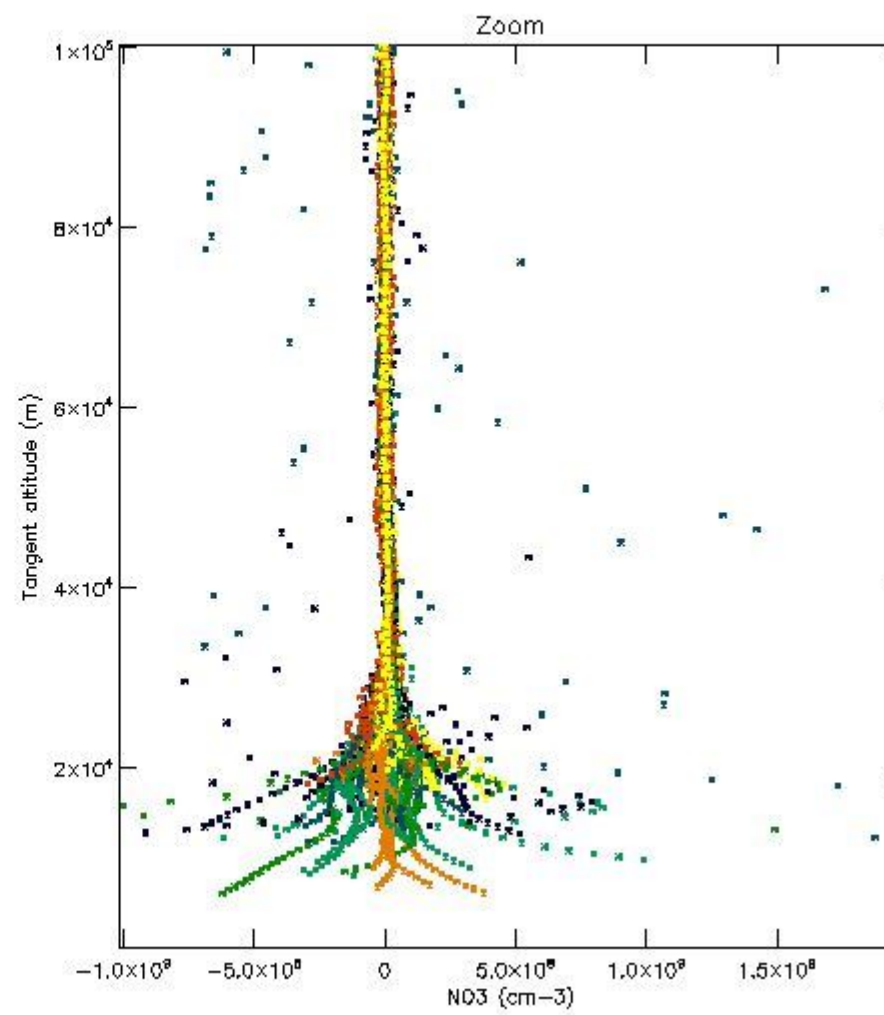
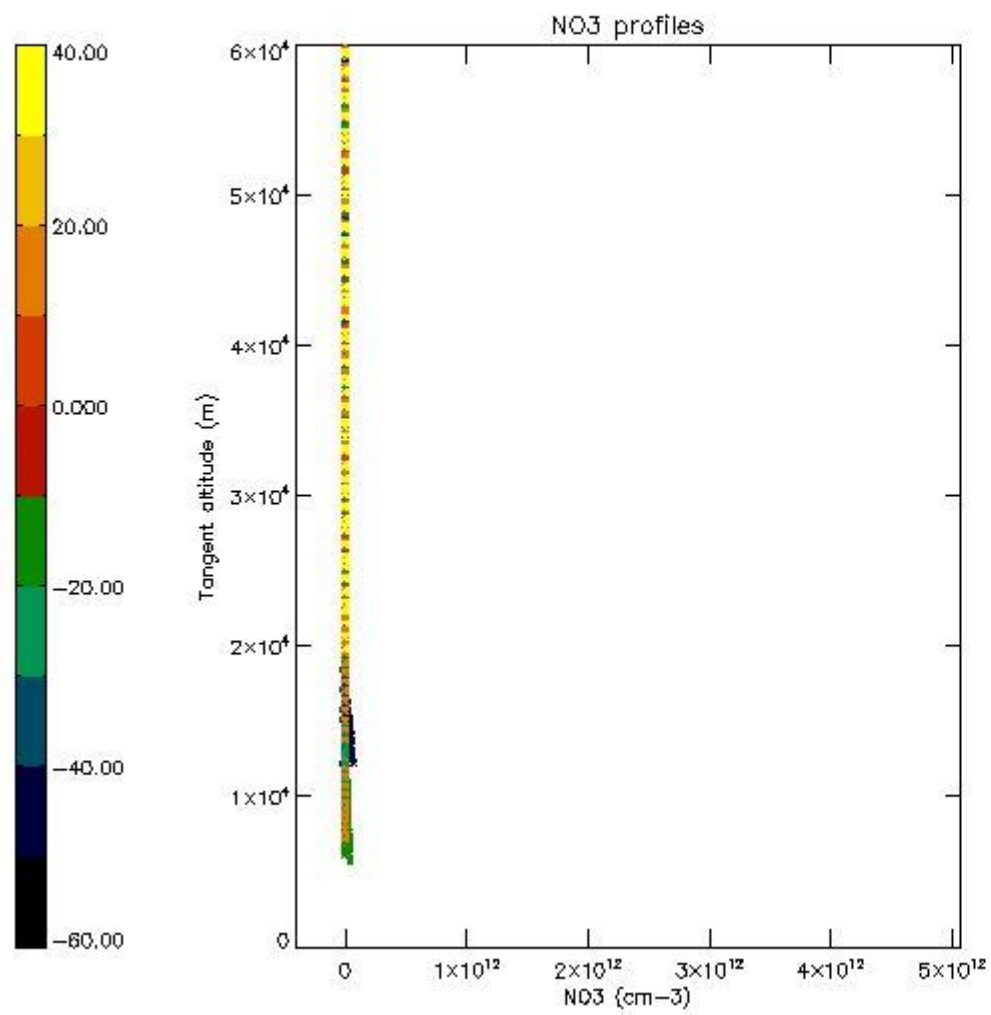
*5.6 Plot NO<sub>2</sub> profiles for all STD (dark without errors)*

The colorbar represents the latitude.



*5.7 Plot NO3 profiles for all STD (dark without errors)*

The colorbar represents the latitude.

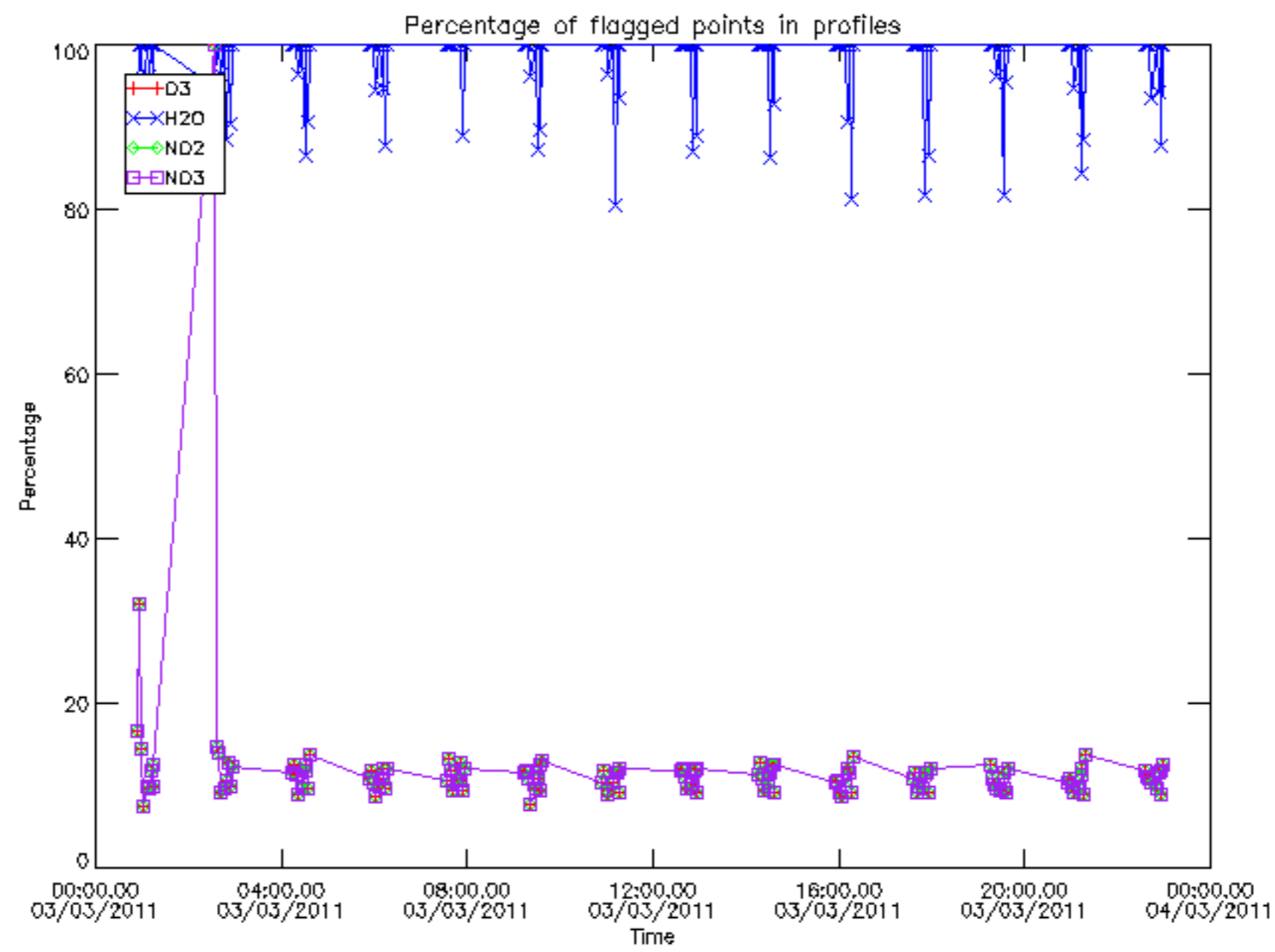


## 6. Auxiliary Data Files used for the production reported in section 2

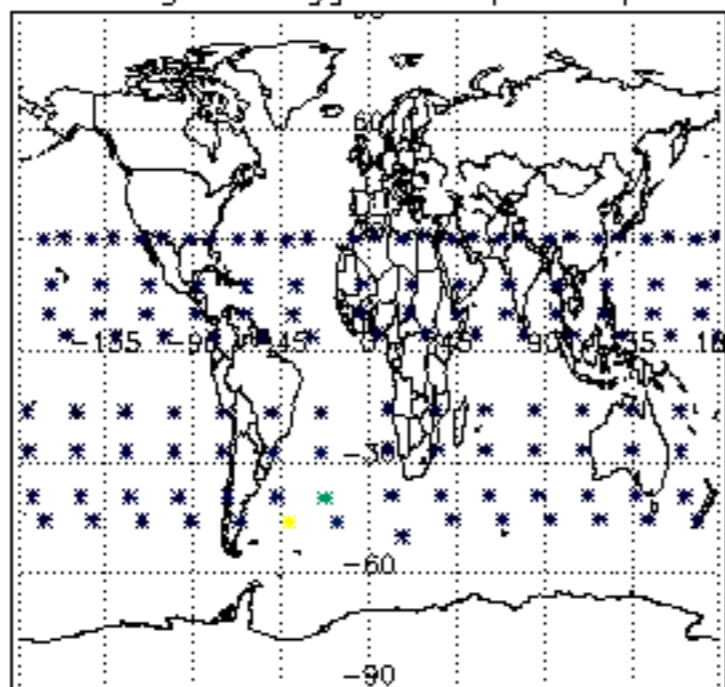
The number reported in the third column indicates since which file (see list in section 2) the corresponding auxiliary file has been used. The fourth column is the date of those product files.

Type	Auxiliary Filename	Used since product	Used since product date
INST_PHYS_CHARACTERISTICS	GOM_INS_AXVIEC20091111_143220_20030716_120000_20500101_000000	1	03-MAR-2011 00:00:08
LEVEL-2_PROC_CONFIG	GOM_PR2_AXVIEC20091111_152718_20020301_000000_20500101_000000	1	03-MAR-2011 00:00:08
CROSS_SECTIONS_FILE	GOM_CRS_AXVIEC20091111_154832_20020301_000000_20500101_000000	1	03-MAR-2011 00:00:08

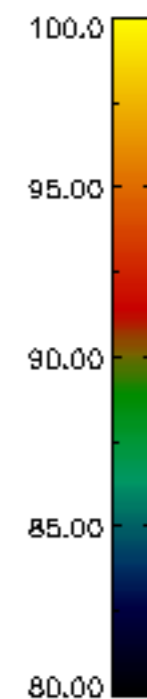
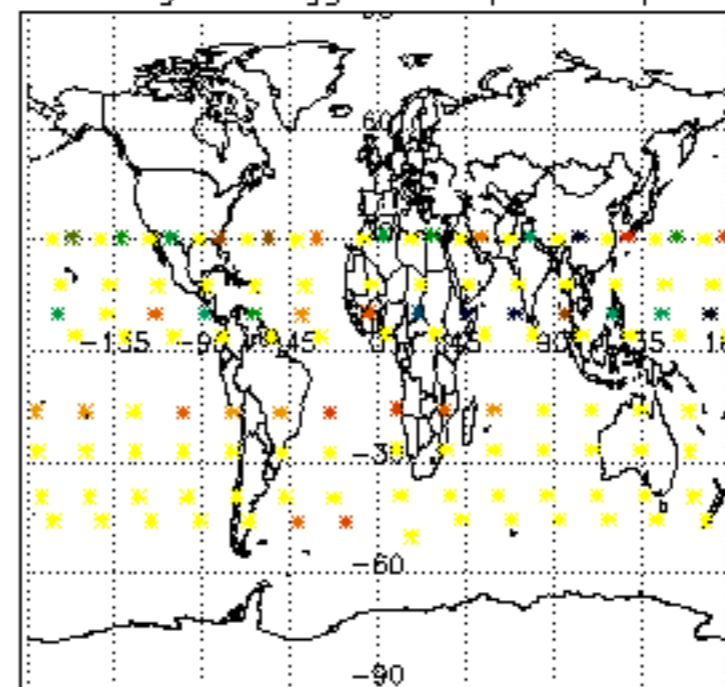




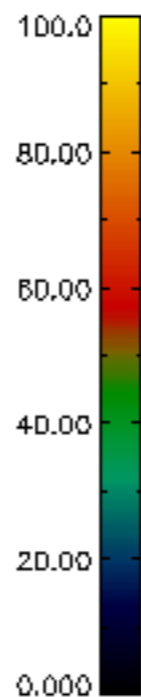
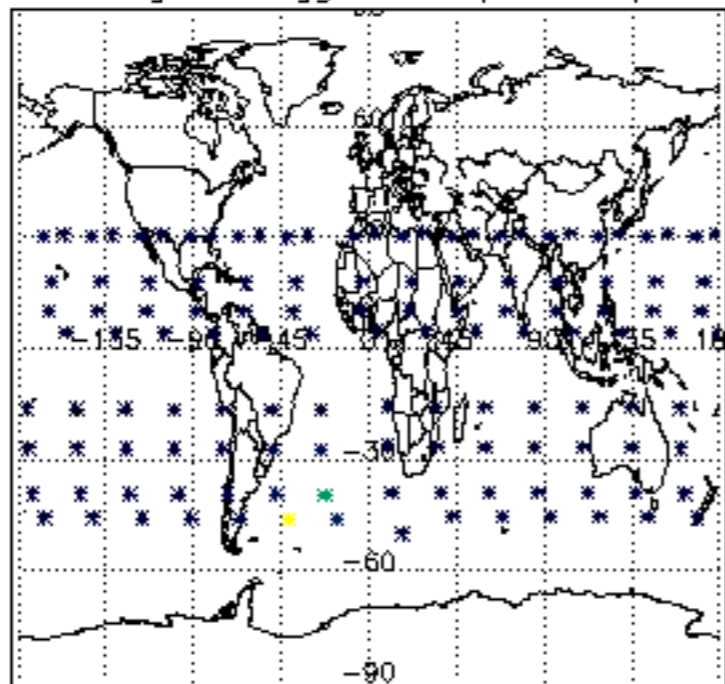
Percentage of flagged data per D3 profile



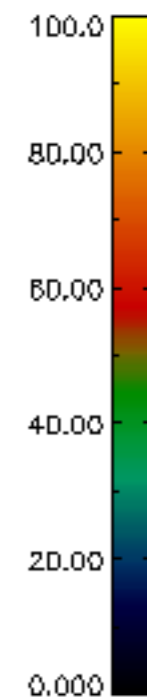
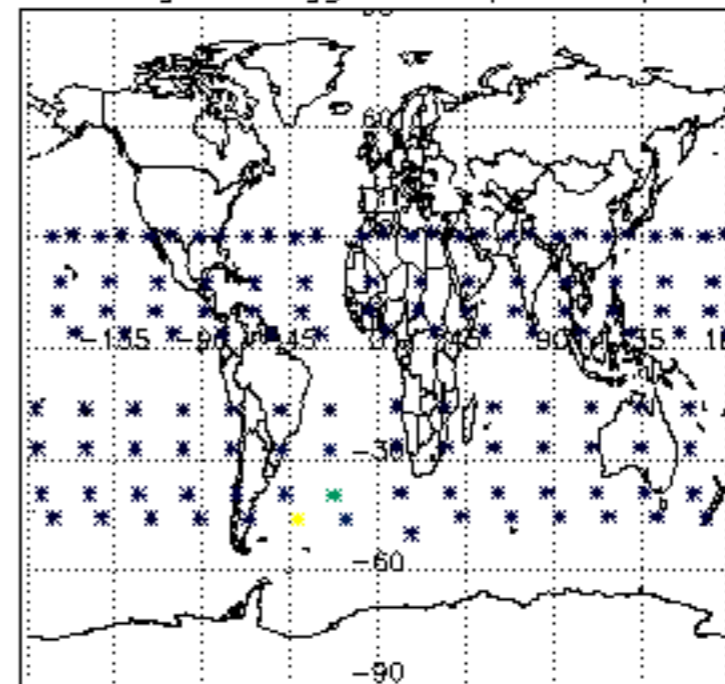
Percentage of flagged data per H2O profile

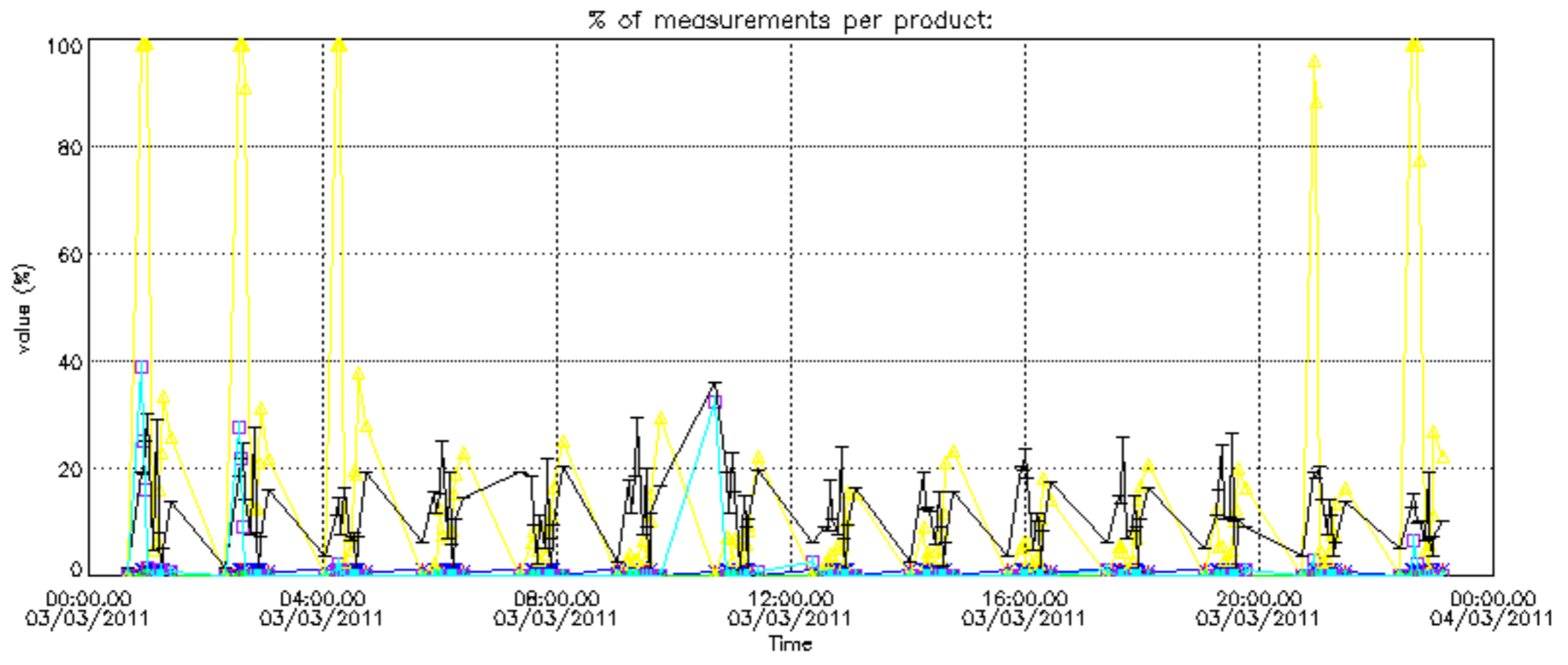


Percentage of flagged data per NO2 profile

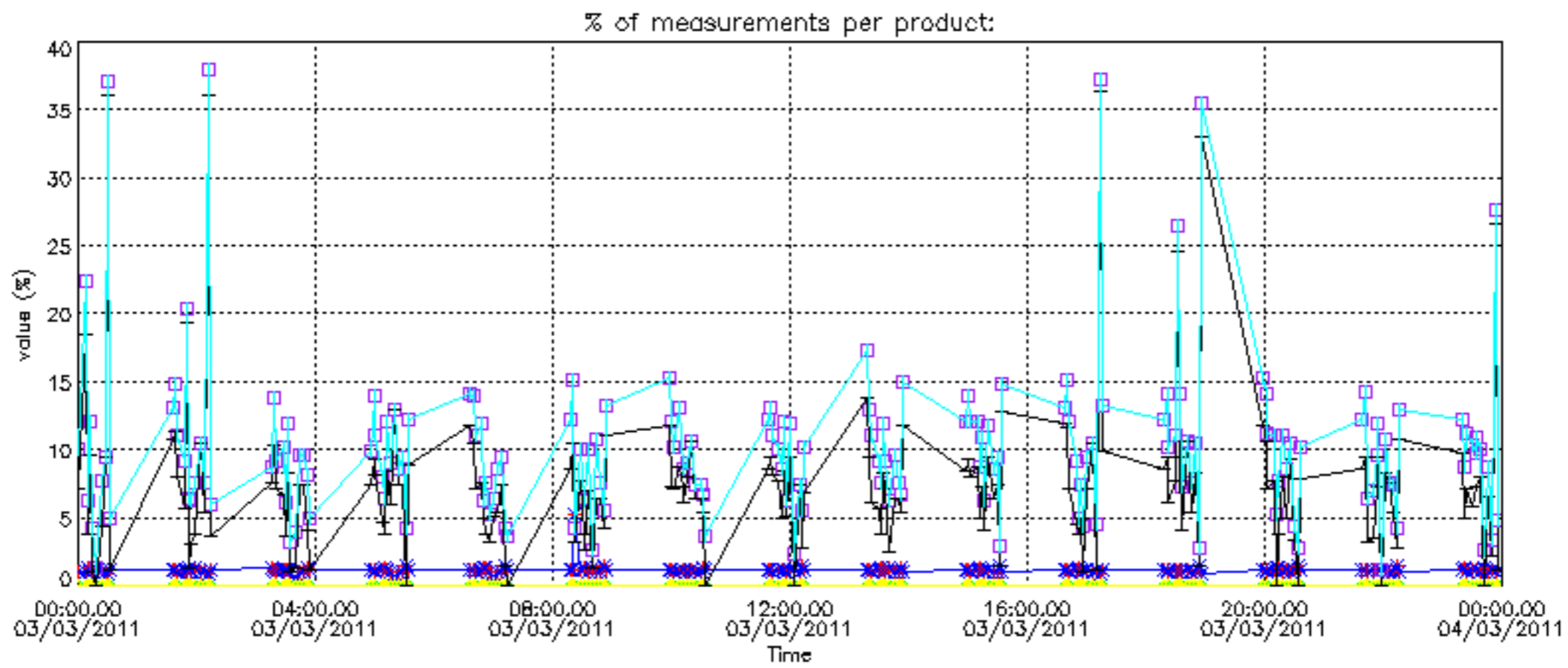


Percentage of flagged data per NO3 profile

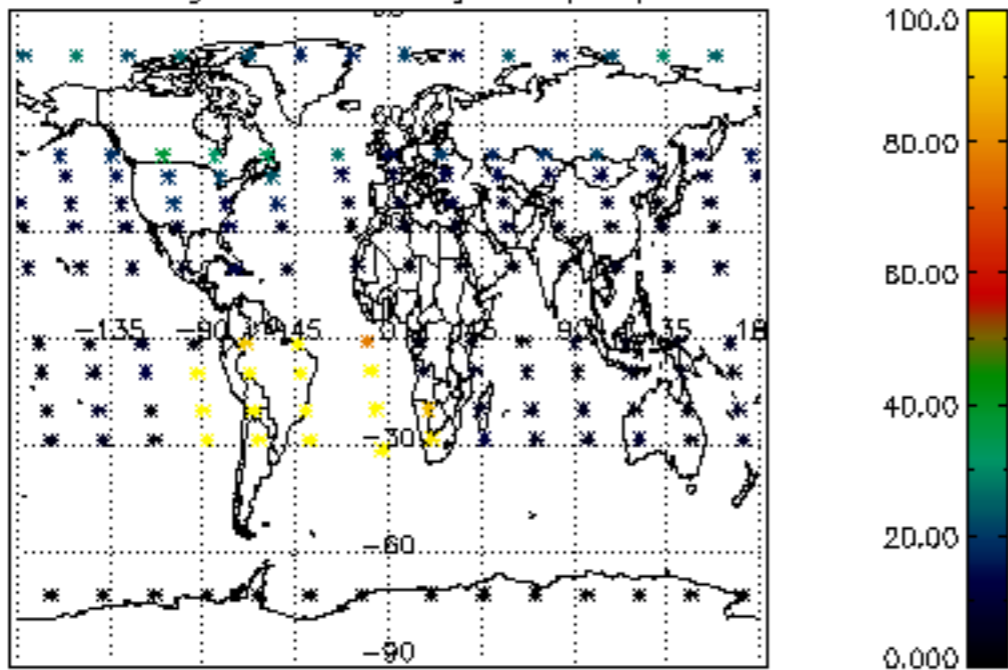




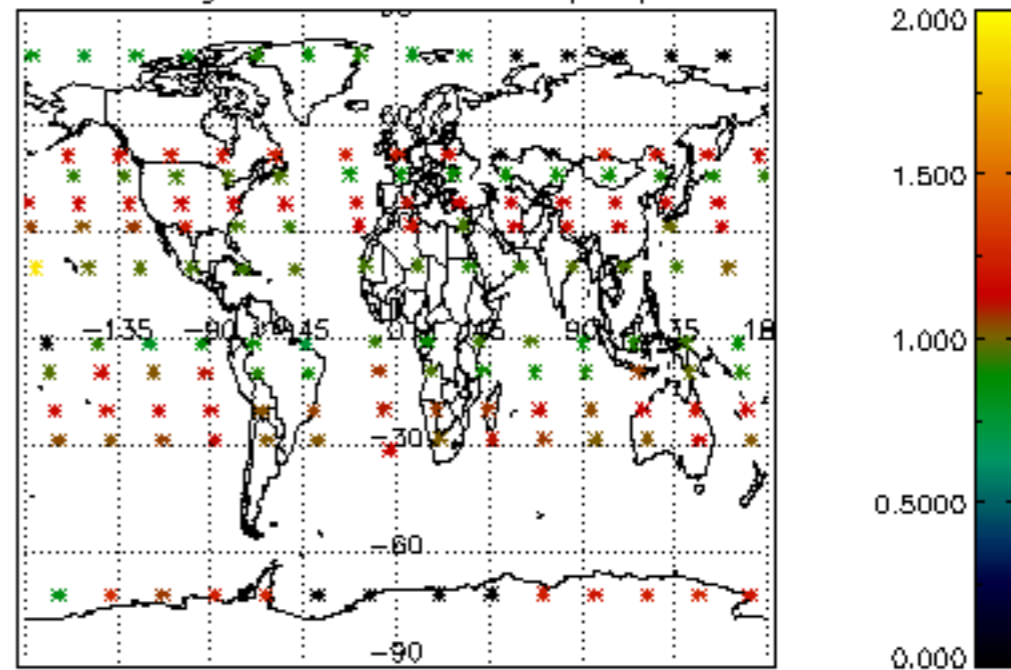




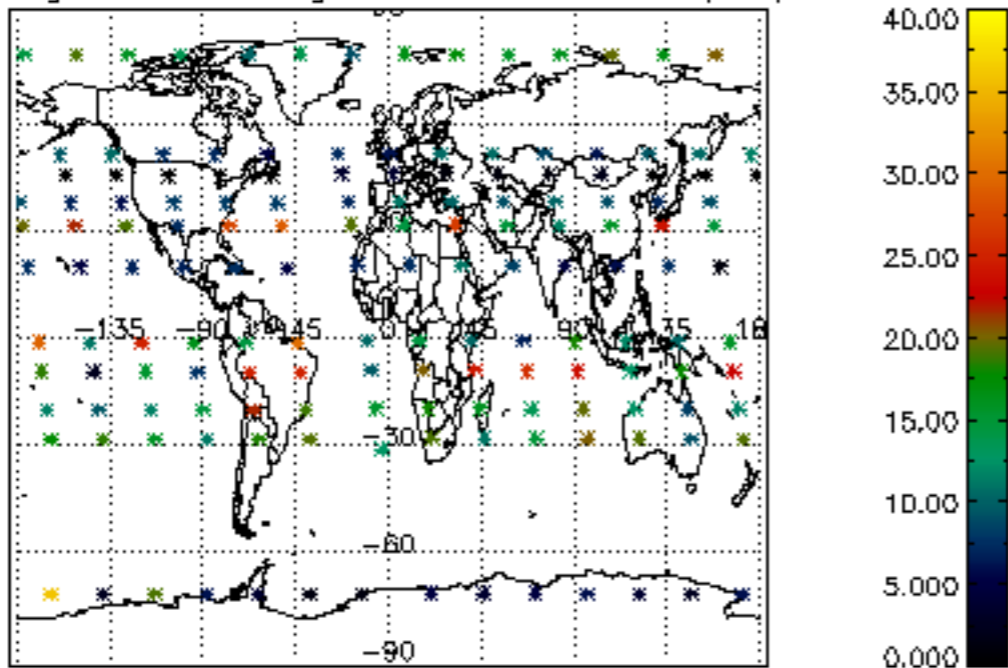
Percentage of cosmic ray hits per profile



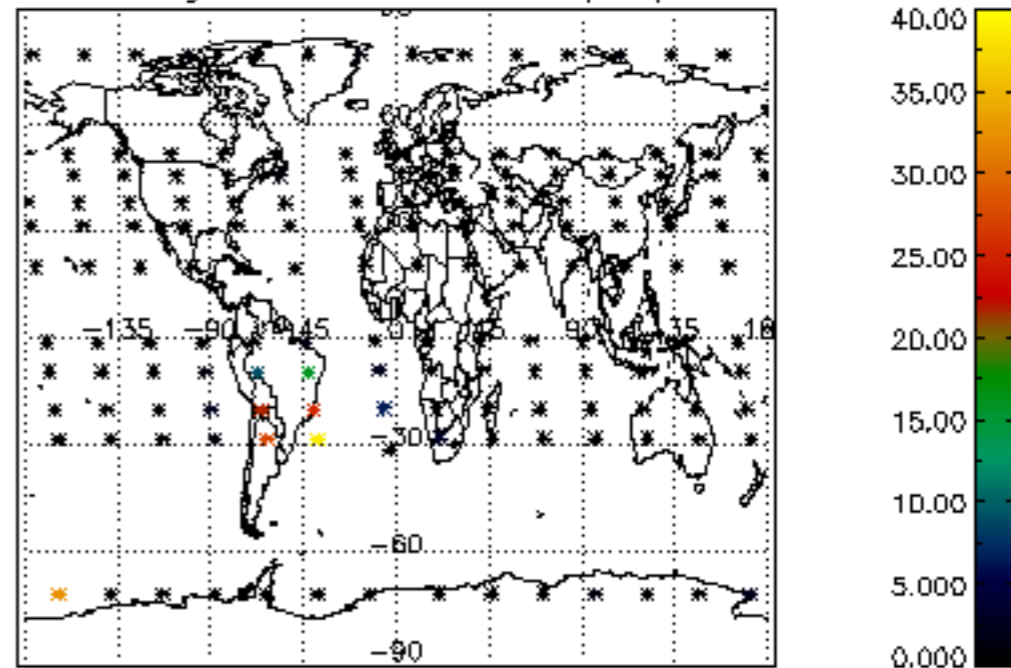
Percentage of datation errors per profile



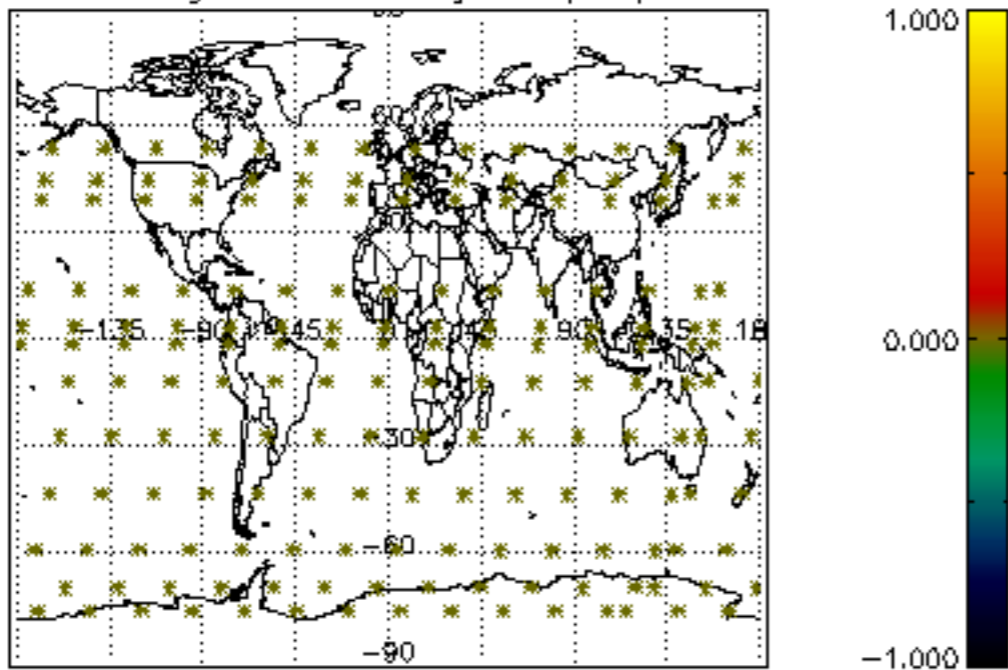
Percentage of star falling outside central band per profile



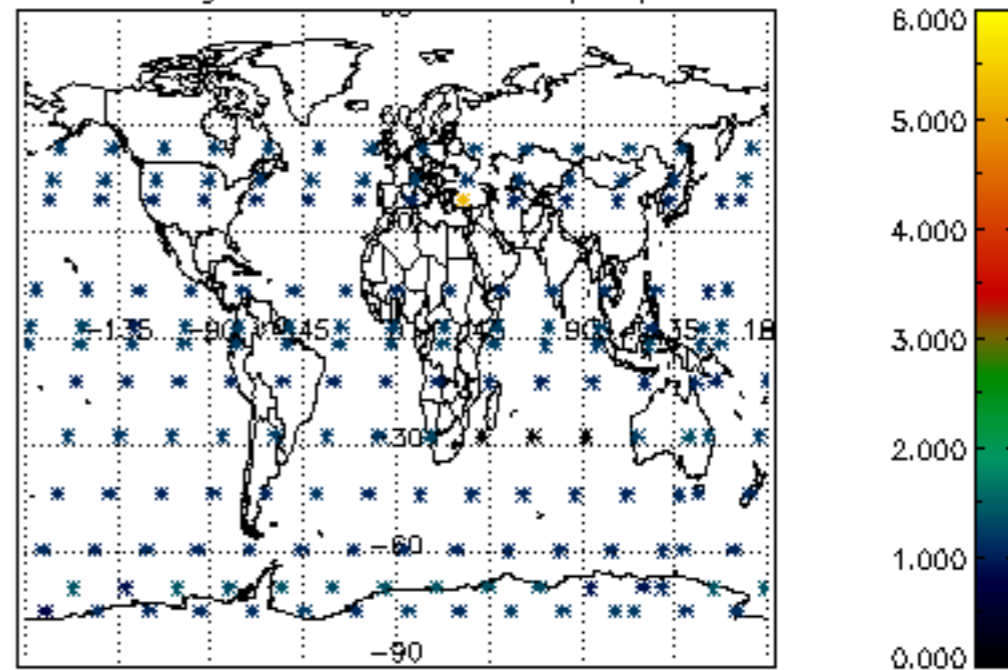
Percentage of saturation errors per profile



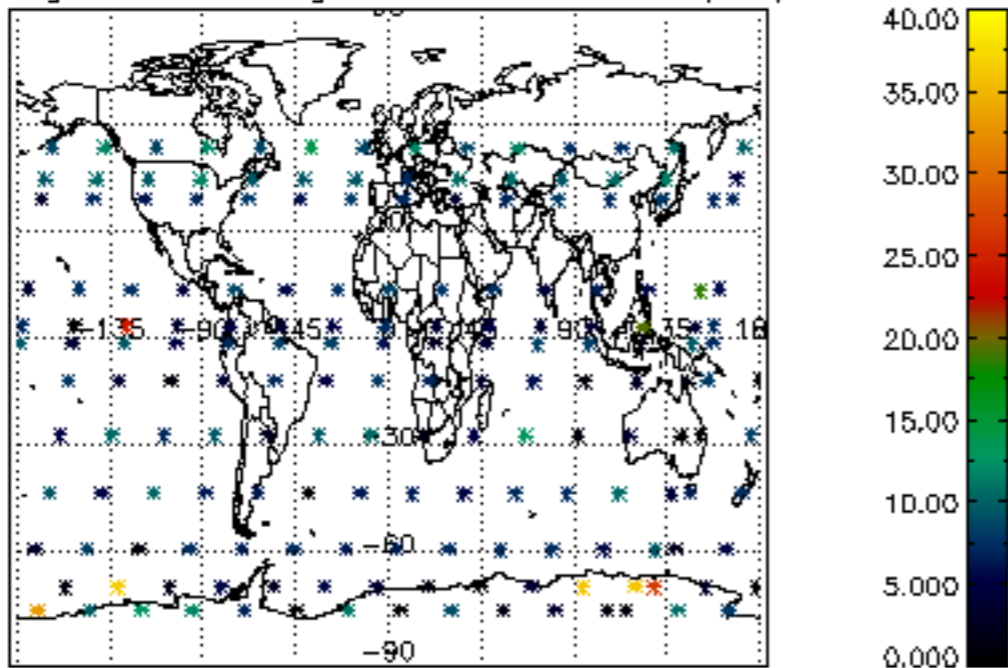
Percentage of cosmic ray hits per profile



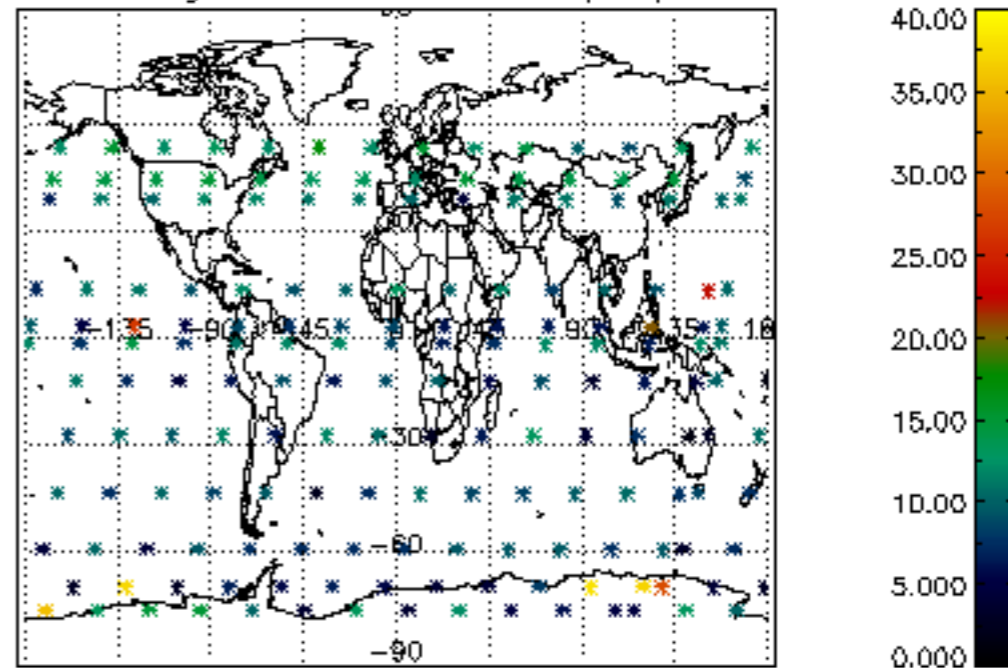
Percentage of datation errors per profile



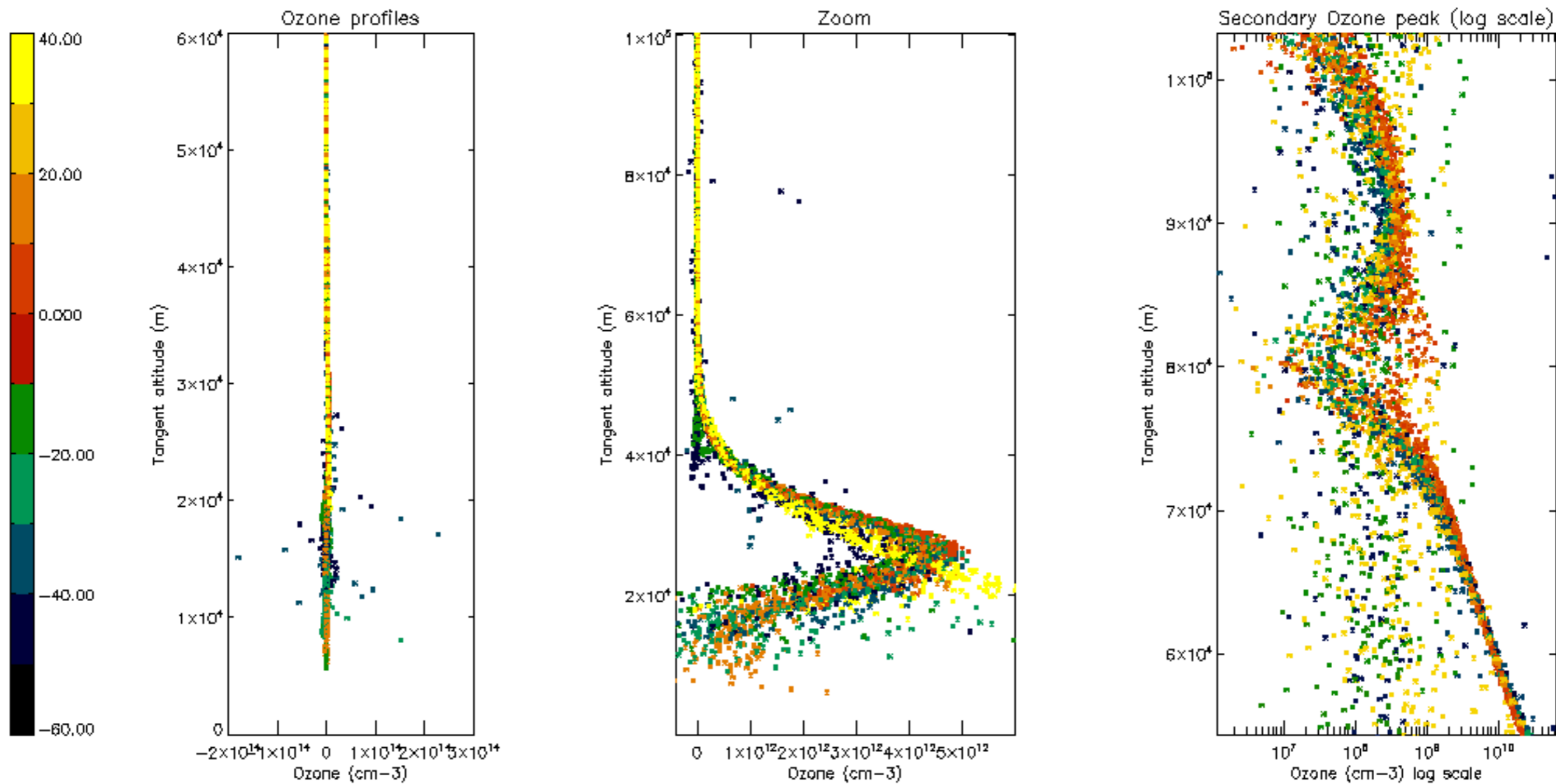
Percentage of star falling outside central band per profile

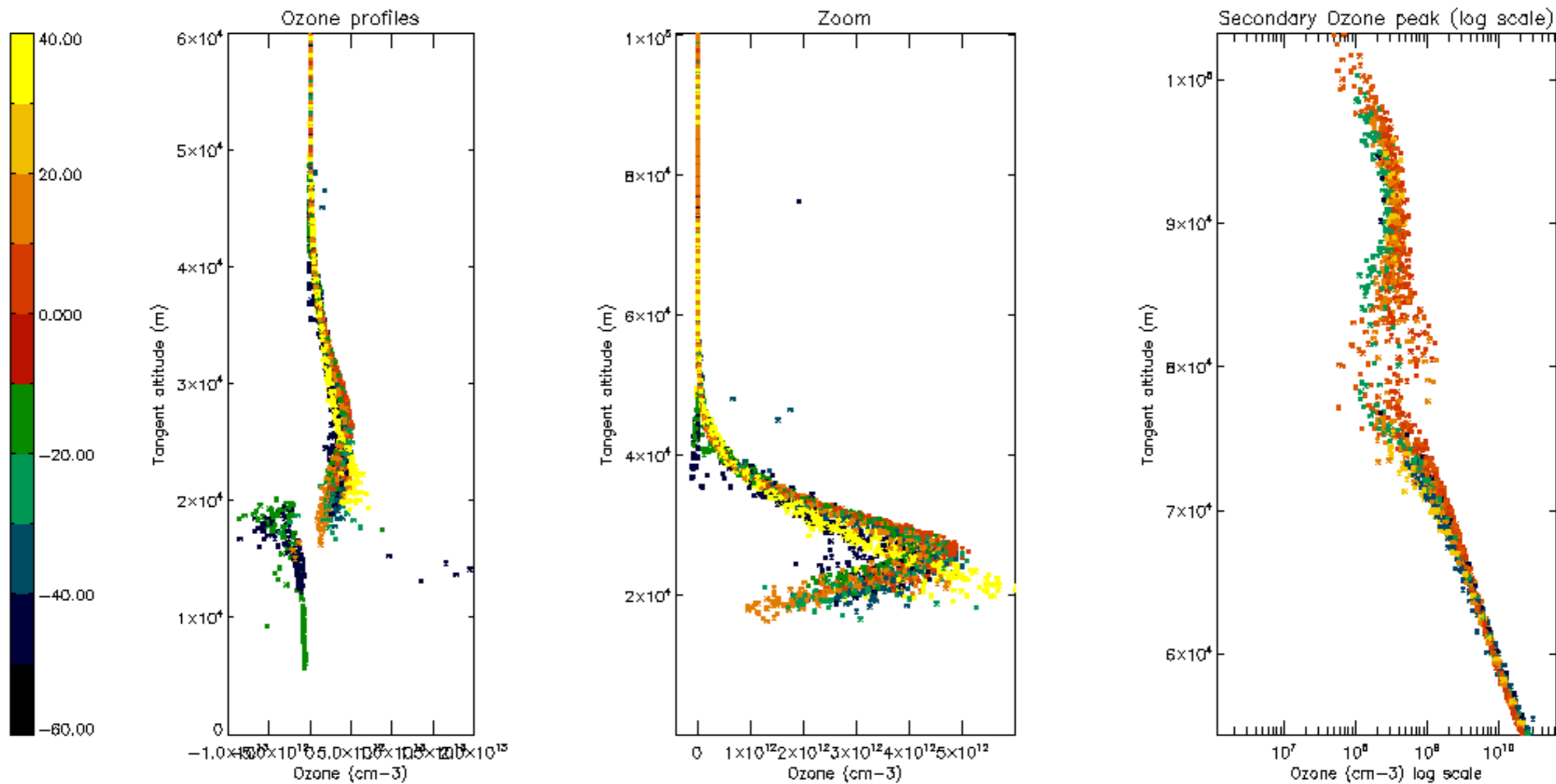


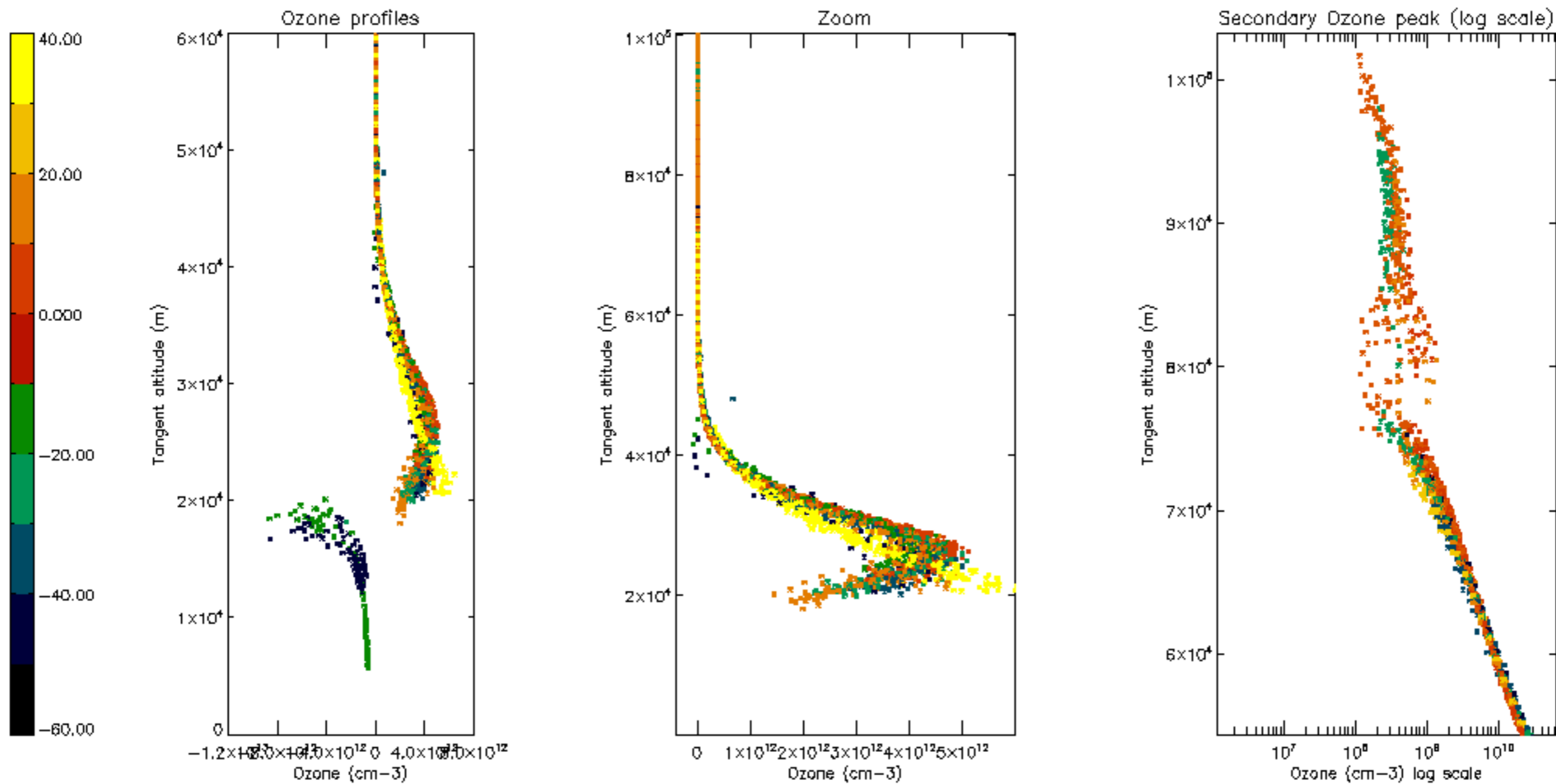
Percentage of saturation errors per profile



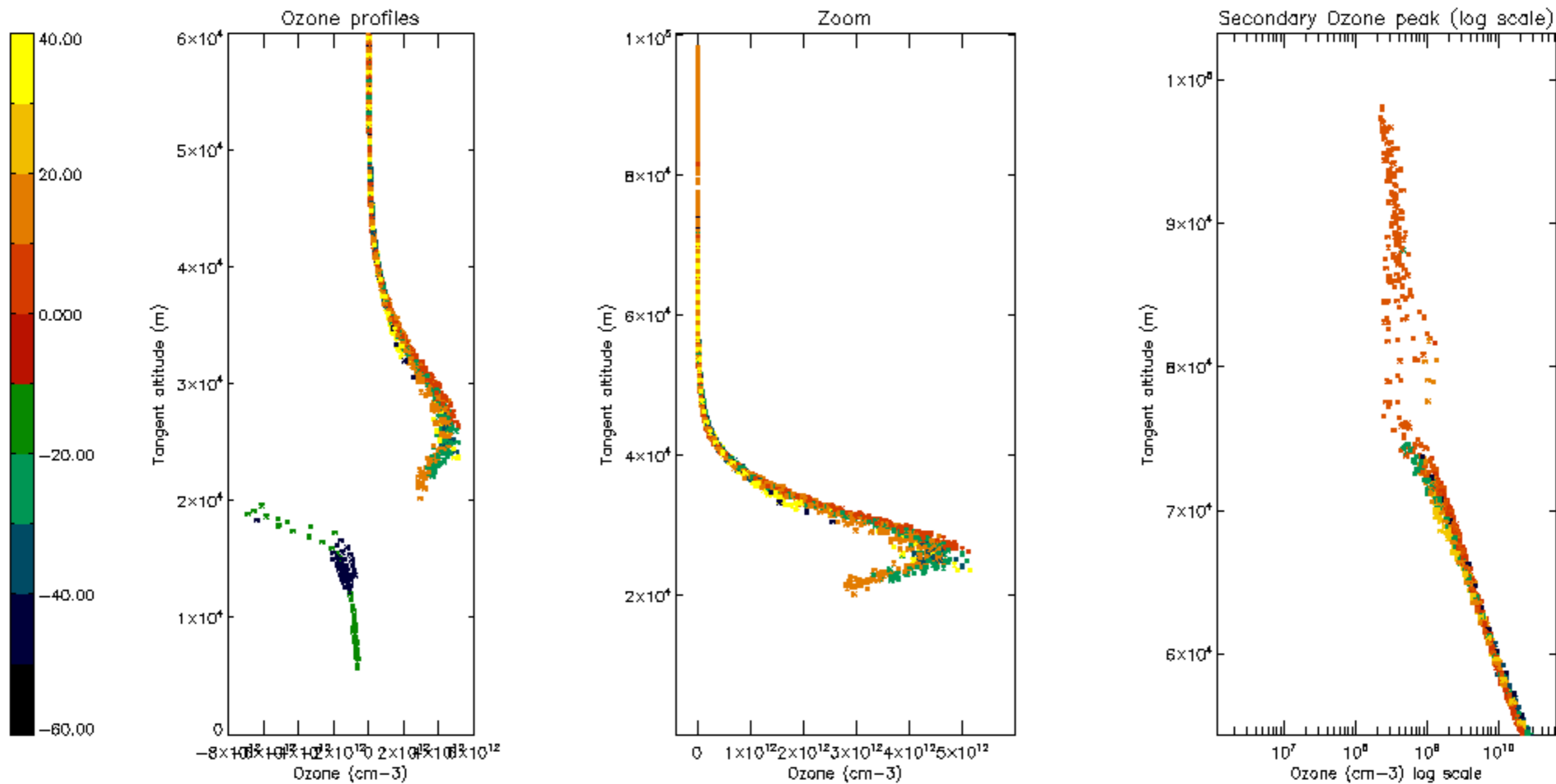


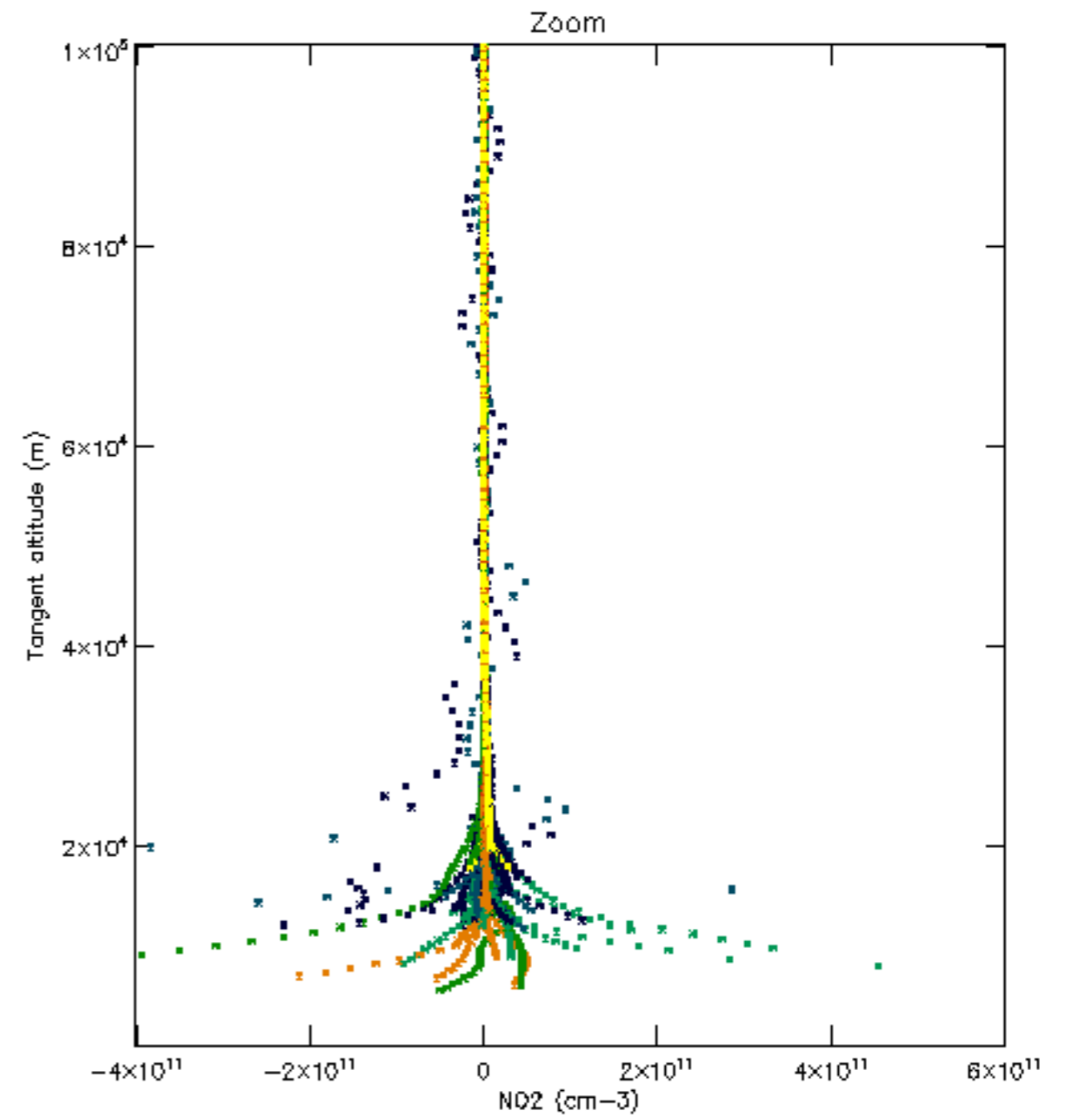
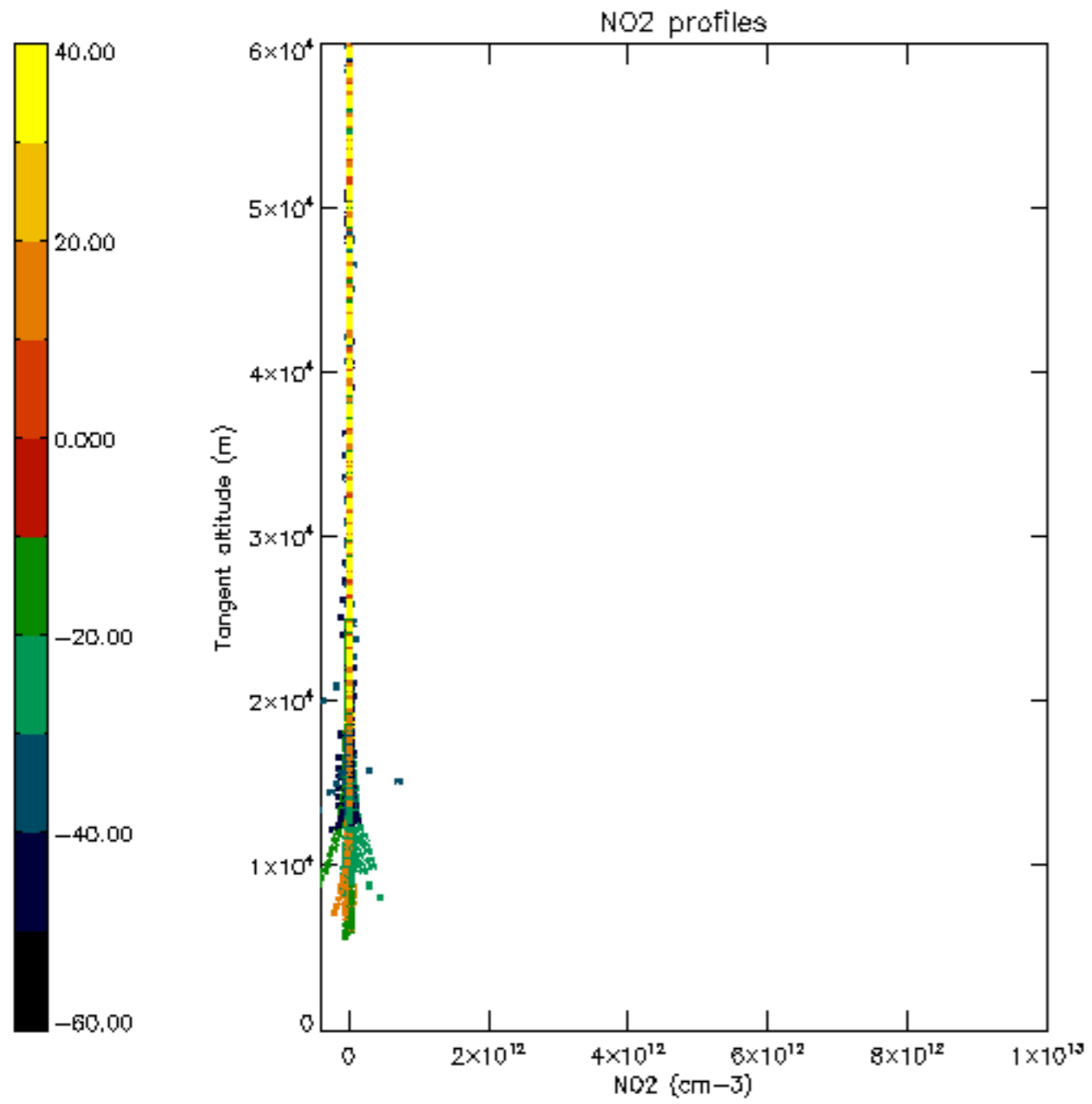


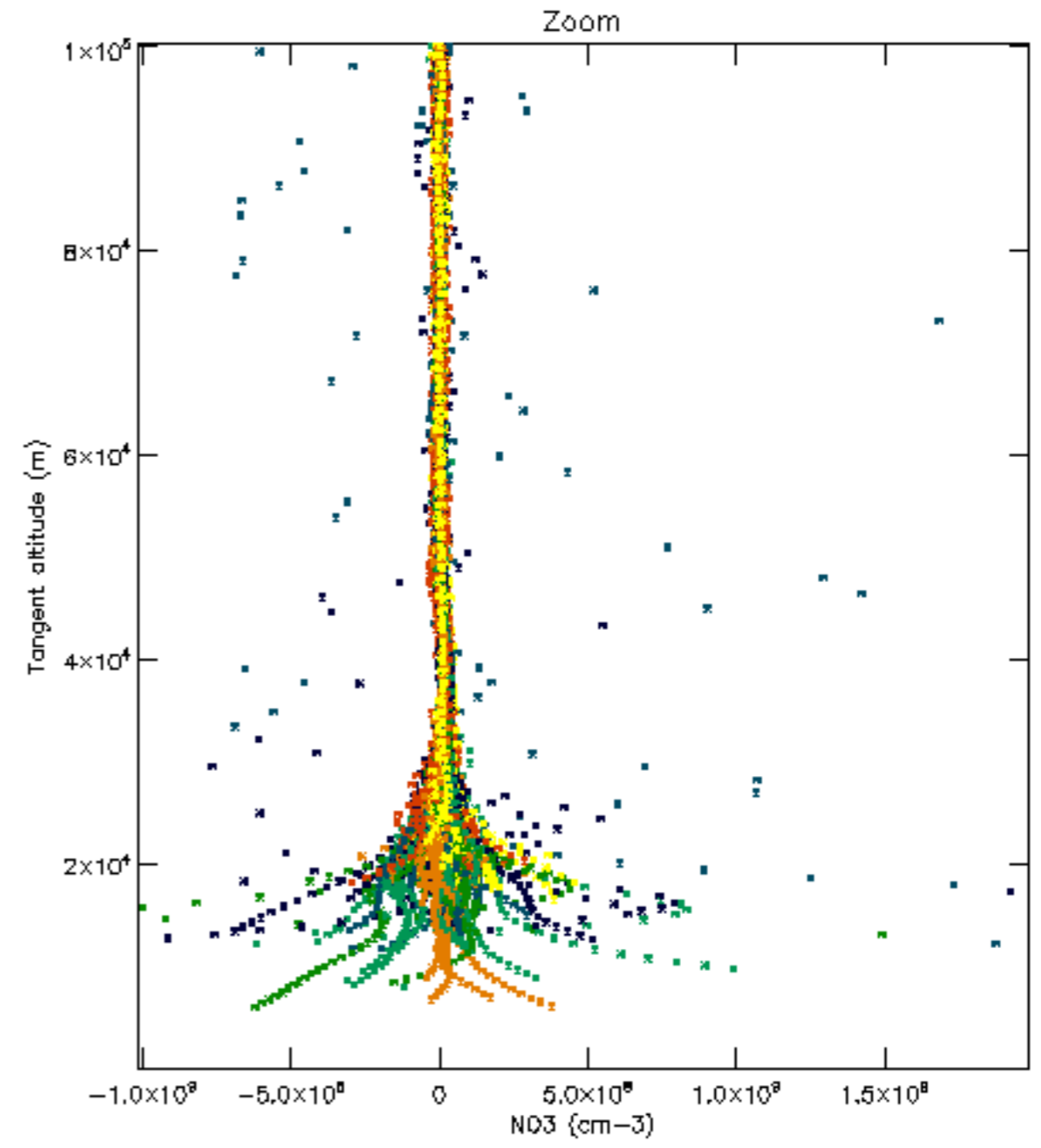
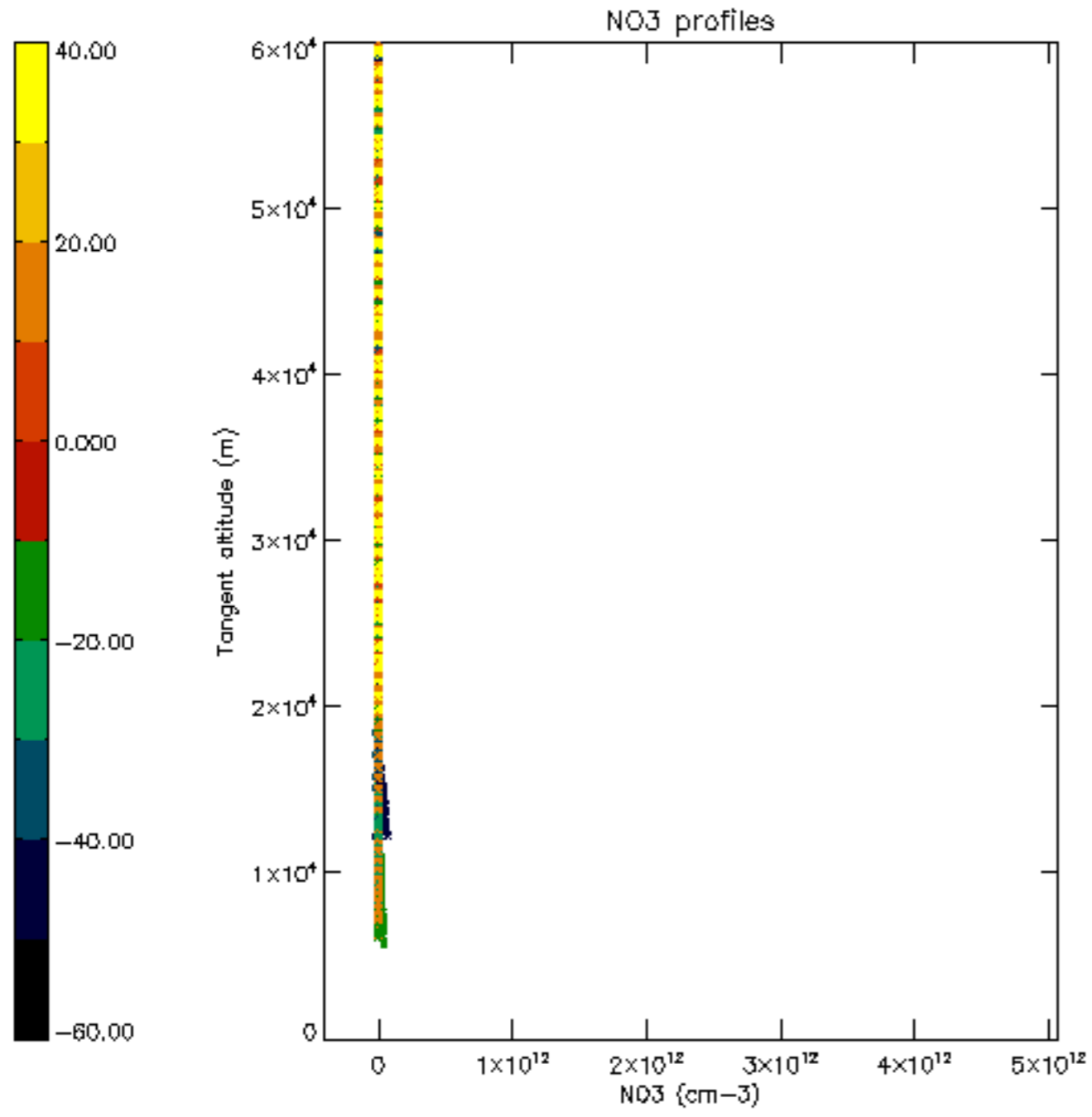




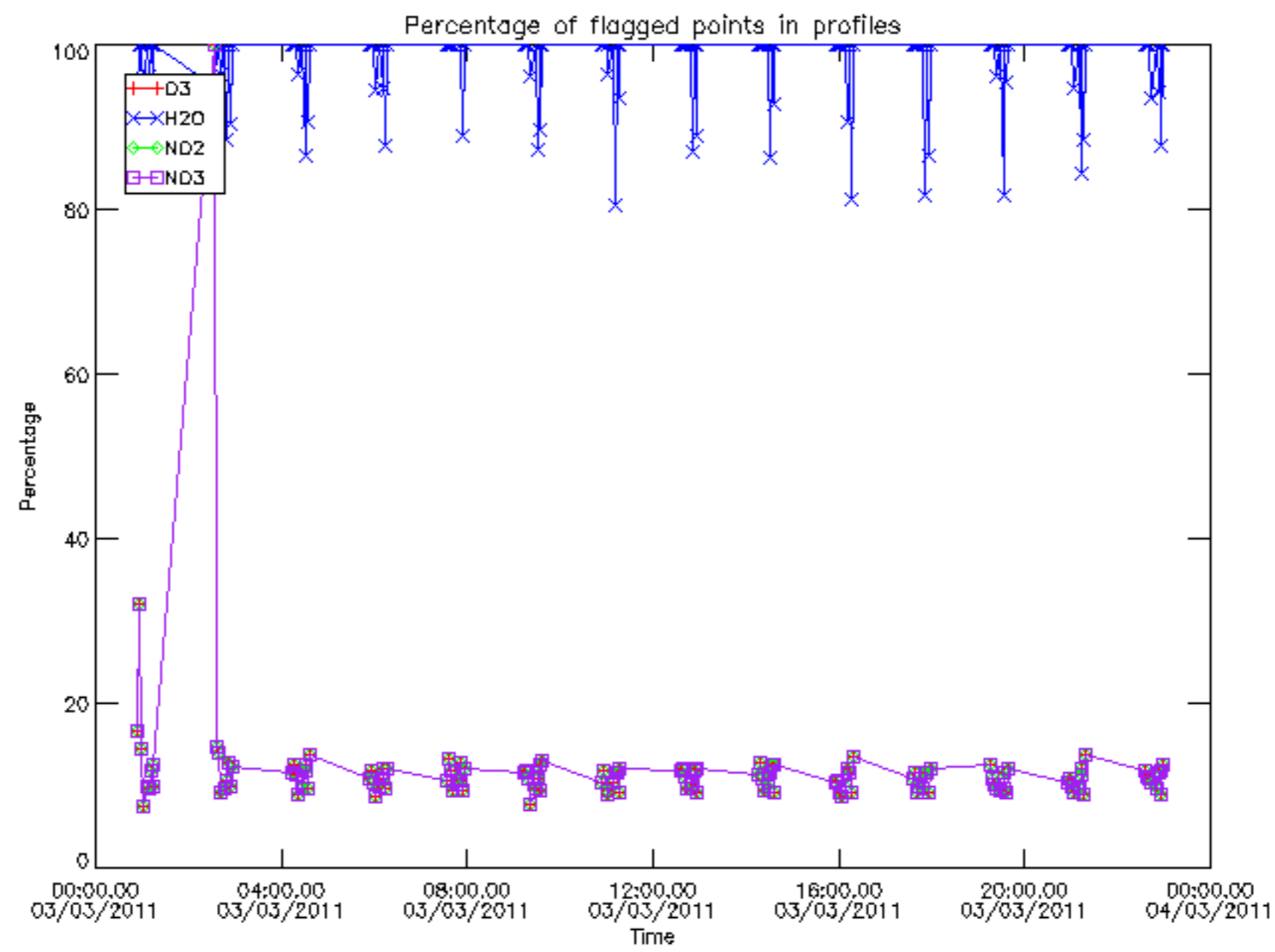




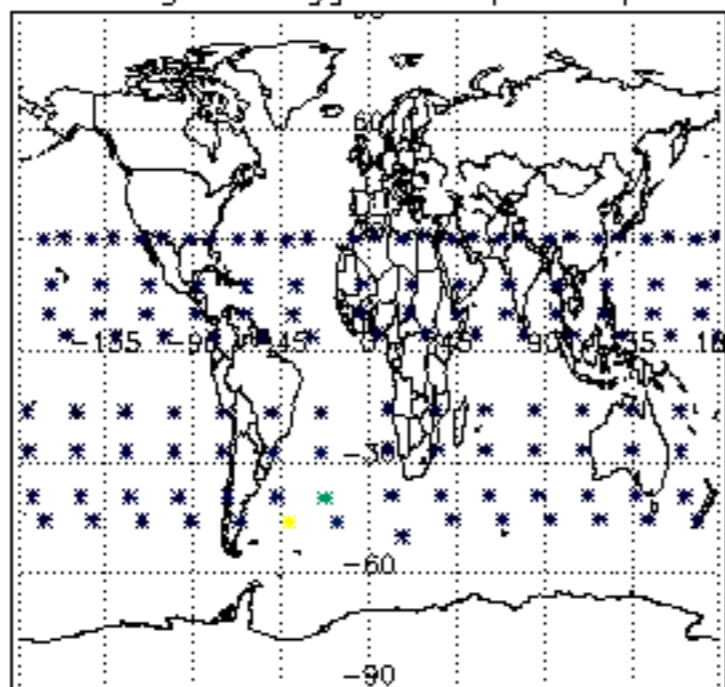




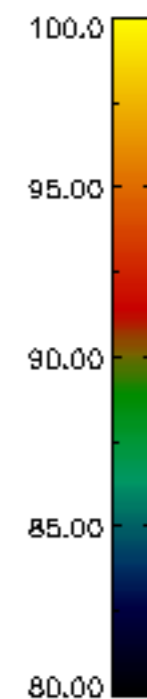
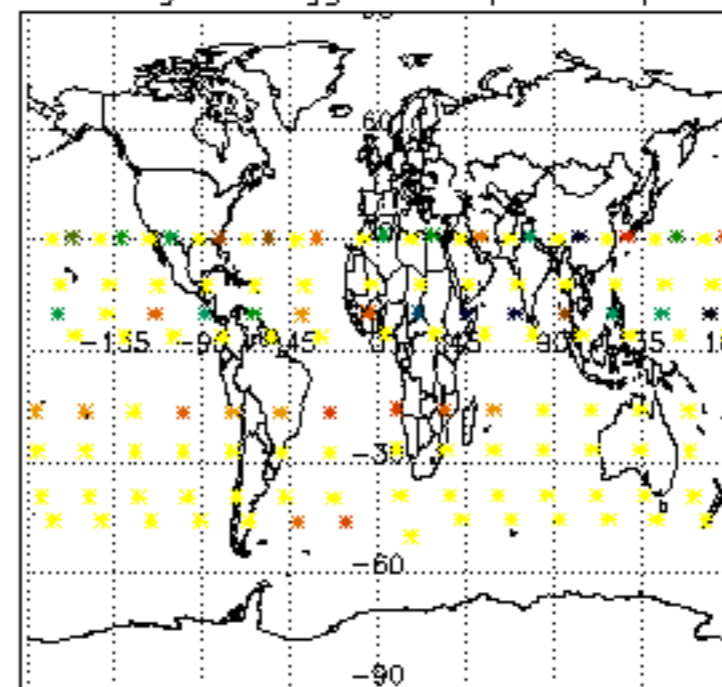




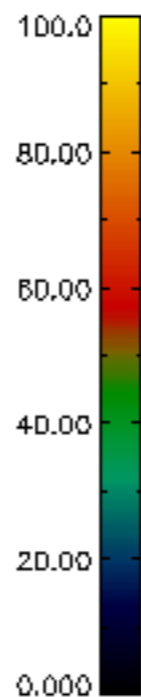
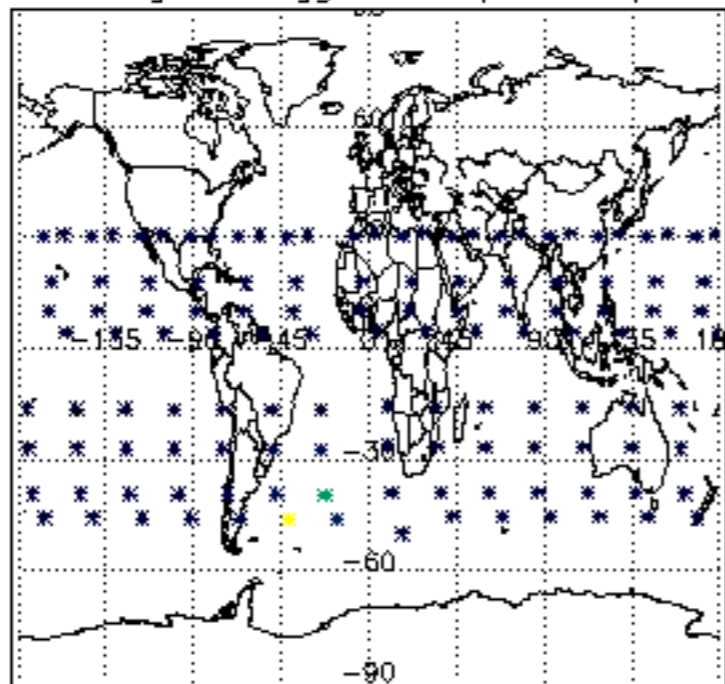
Percentage of flagged data per D3 profile



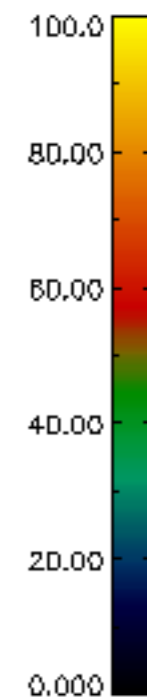
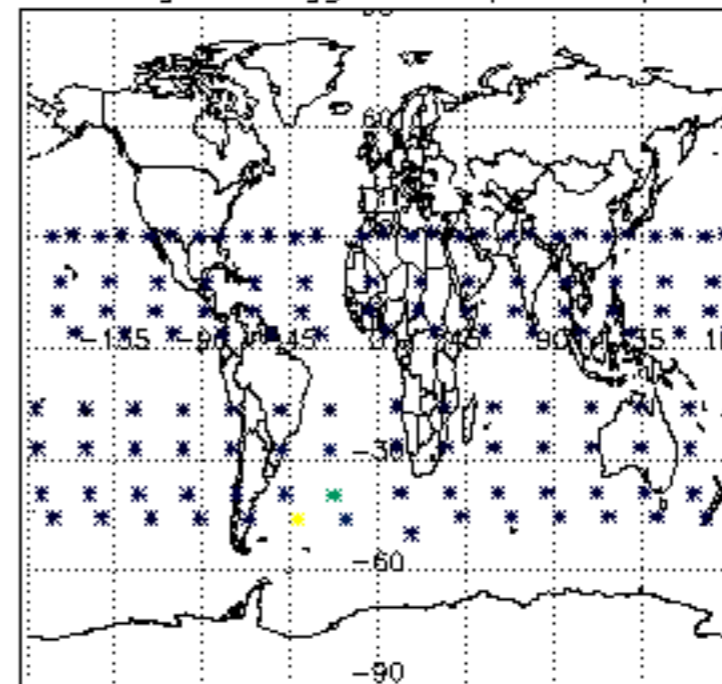
Percentage of flagged data per H2O profile

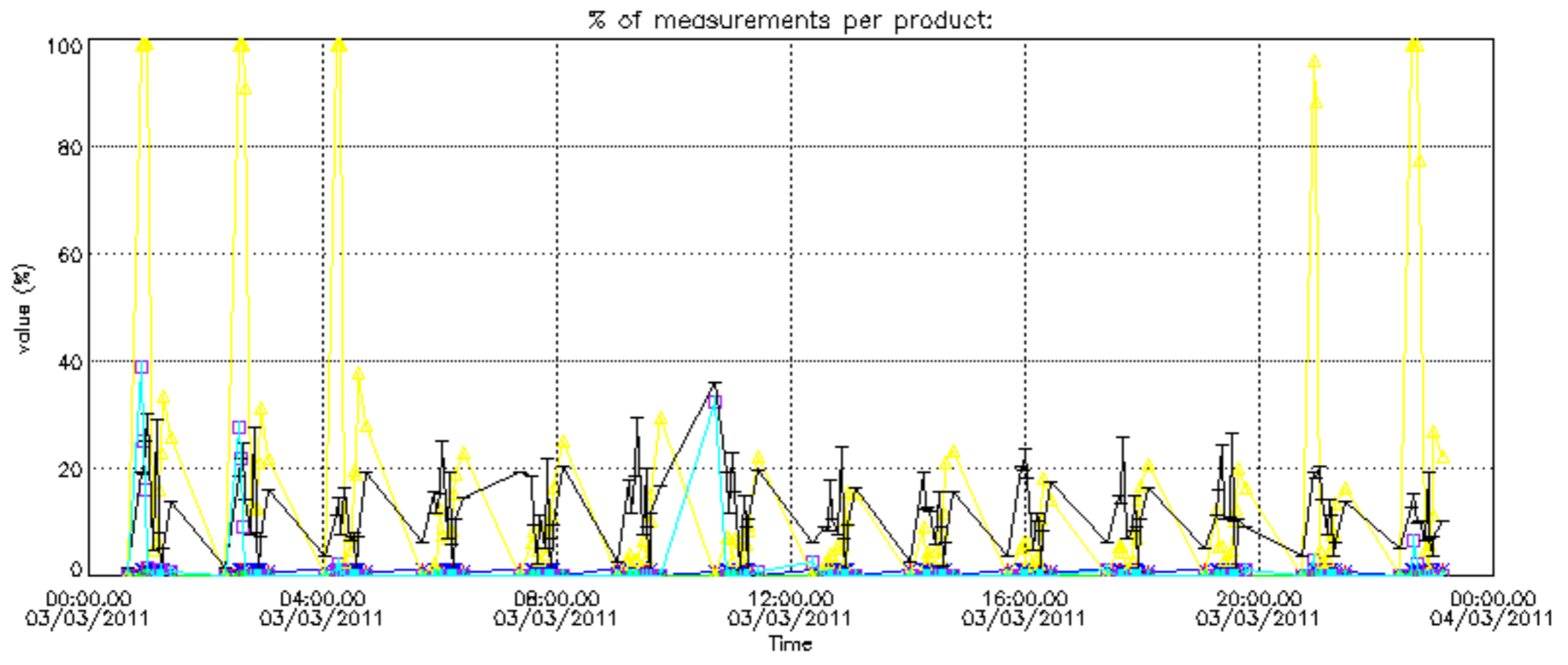


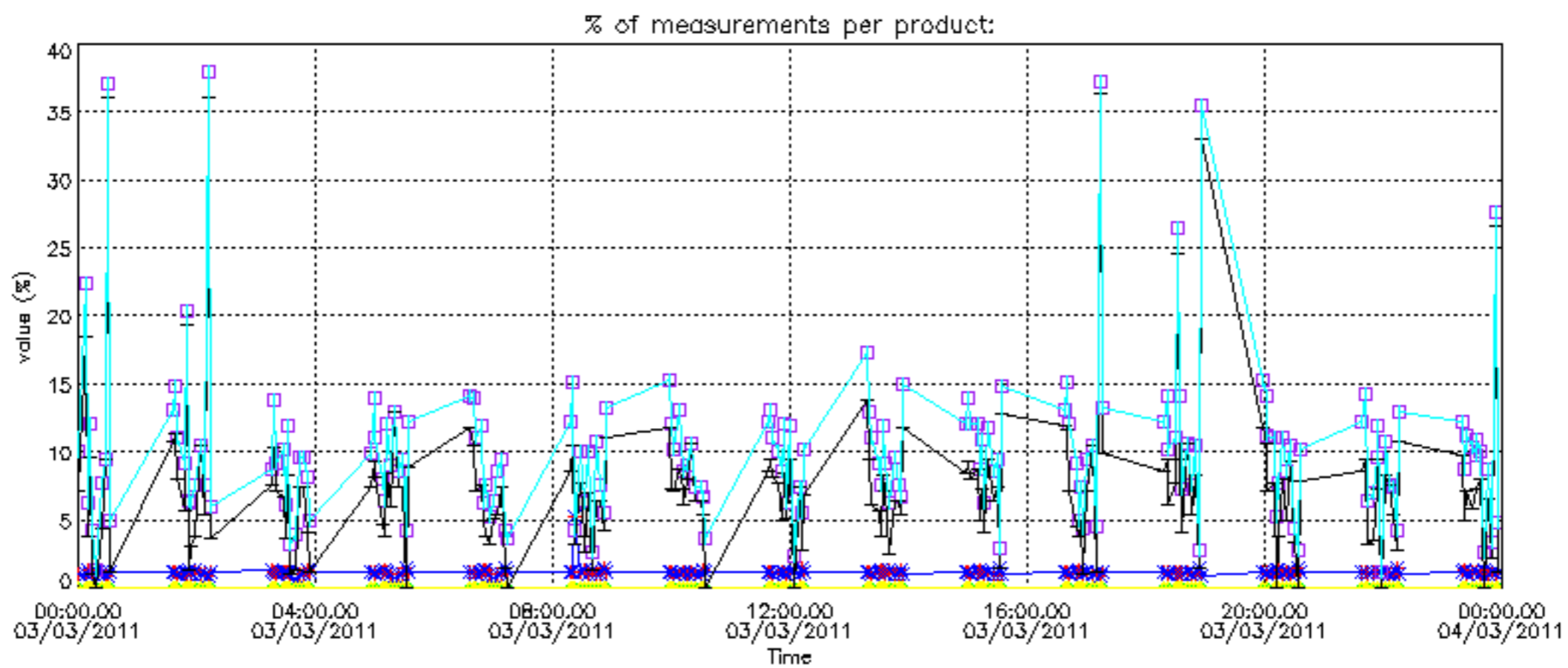
Percentage of flagged data per NO2 profile



Percentage of flagged data per NO3 profile

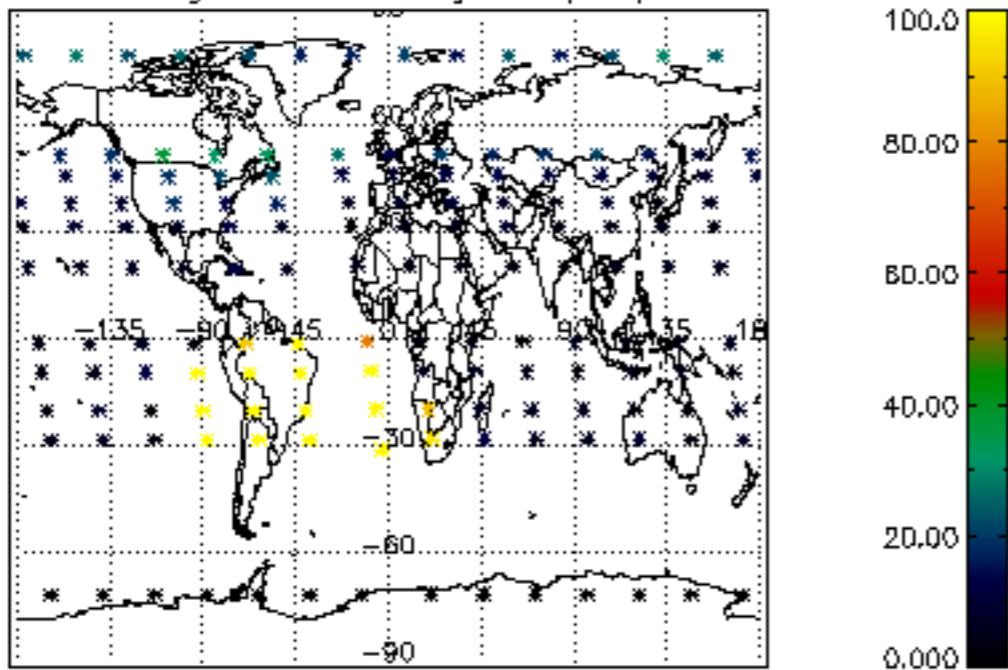




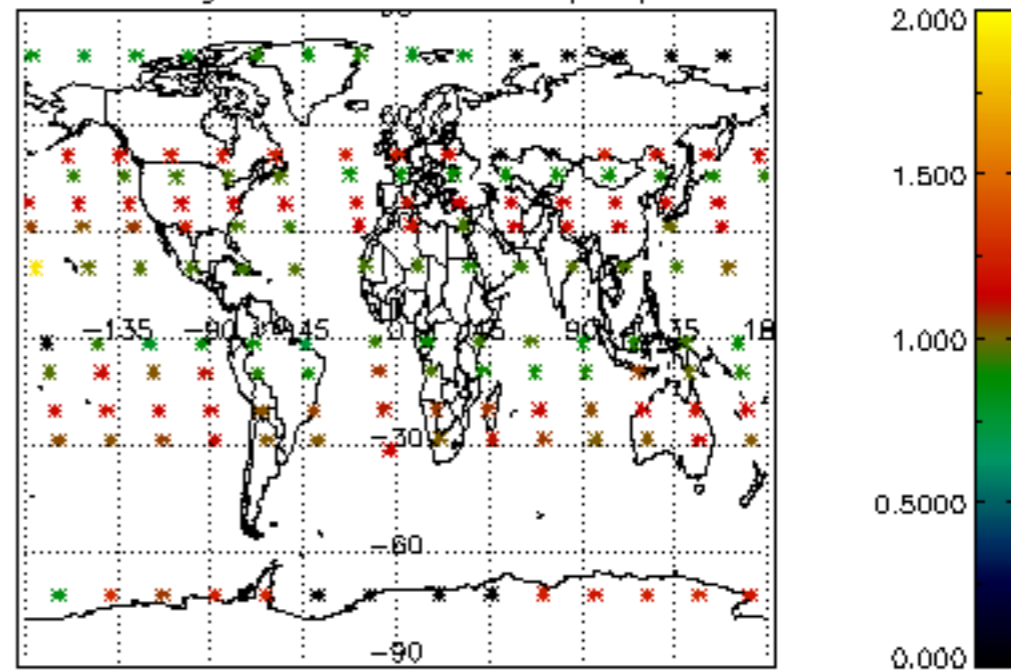




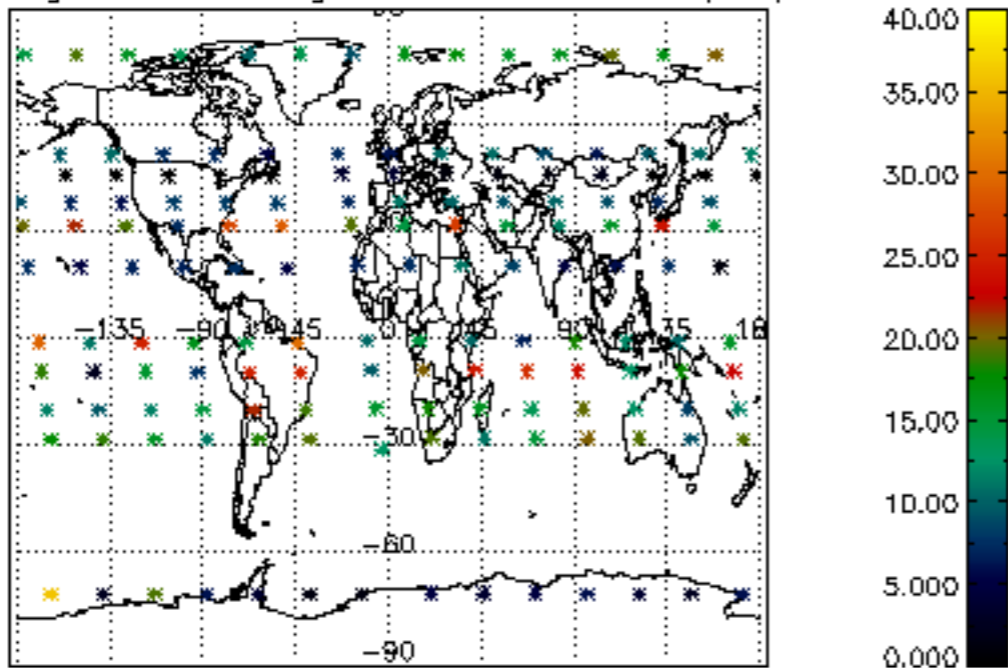
Percentage of cosmic ray hits per profile



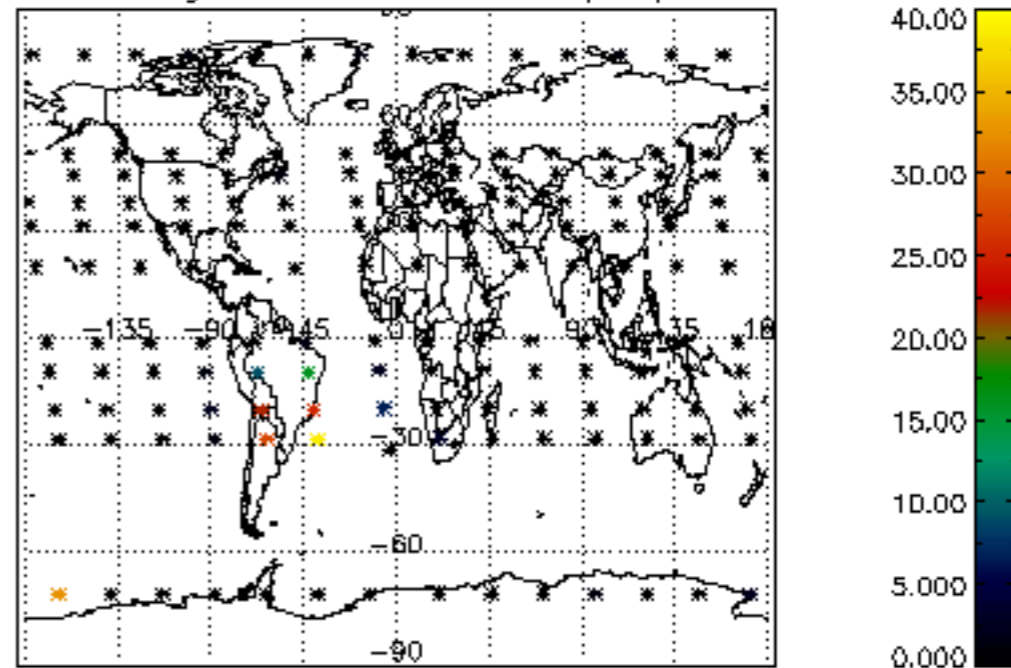
Percentage of datation errors per profile



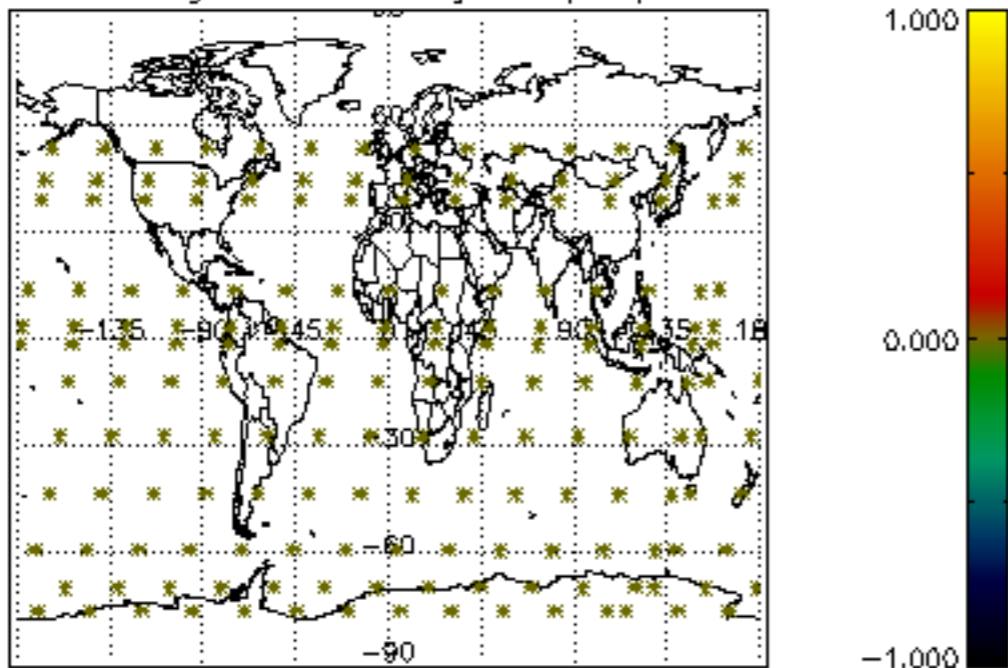
Percentage of star falling outside central band per profile



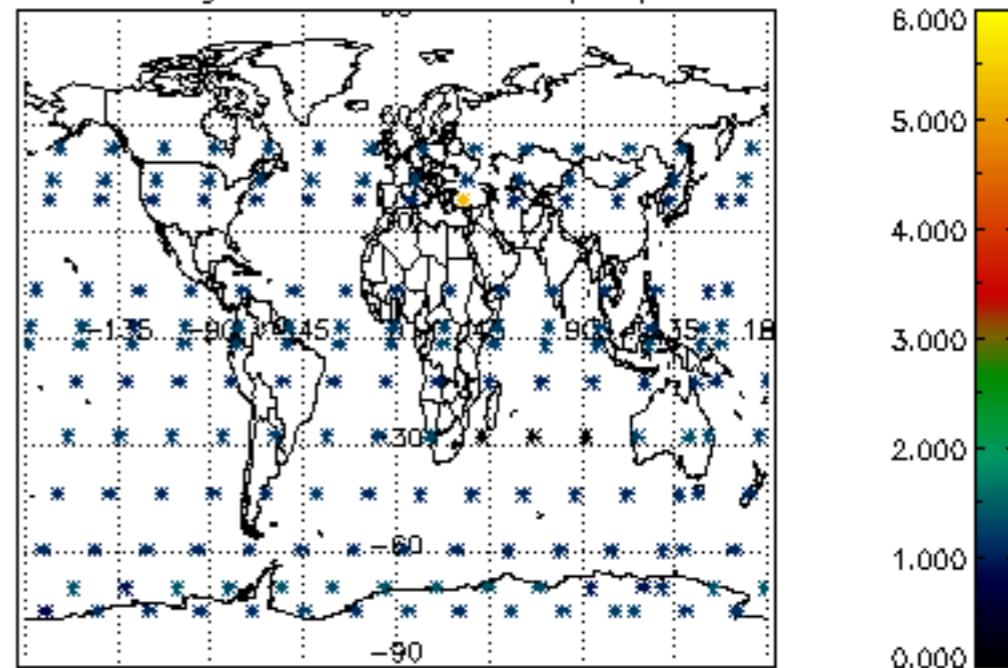
Percentage of saturation errors per profile



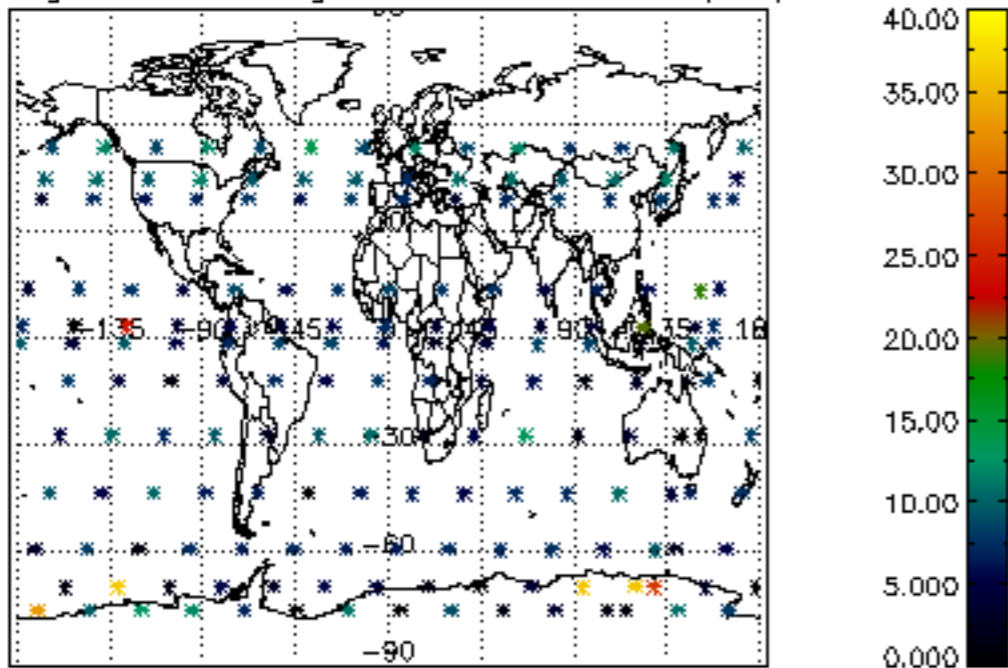
Percentage of cosmic ray hits per profile



Percentage of datation errors per profile



Percentage of star falling outside central band per profile



Percentage of saturation errors per profile

