

# GOMOS Level 2 Daily Report

## SUMMARY

### [1. General Info](#)

### [2. Summary of processed GOM\\_NL\\_2P products](#)

### [3. Level 2 Quality information per product](#)

#### [3.1 Plot of level 2 quality information per product \(time dependant\)](#)

#### [3.2 Plot of level 2 quality information per product \(world map\)](#)

### [4. Level 1 Quality information per product \(stored on level 2 products\)](#)

#### [4.1 Plot of level 1 quality information per product \(time dependant\)](#)

##### [4.1.1 Plot of level 1 quality information per product \(time dependant\): ASCENDING](#)

##### [4.1.2 Plot of level 1 quality information per product \(time dependant\): DESCENDING](#)

#### [4.2 Plot of level 1 quality information per product \(world map\)](#)

##### [4.2.1 Plot of level 1 quality information per product \(world map\): ASCENDING](#)

##### [4.2.2 Plot of level 1 quality information per product \(world map\): DESCENDING](#)

### [5. Ozone profiles based on quality statistics and other trace gas profiles](#)

#### [5.1 Ozone statistics based on quality of products](#)

#### [5.2 Plot ozone profiles for all STD \(dark without errors\)](#)

#### [5.3 Plot ozone profiles where STD < 20% \(dark without errors\)](#)

#### [5.4. Plot ozone profiles where STD < 10% \(dark without errors\)](#)

#### [5.5. Plot ozone profiles where STD < 5% \(dark without errors\)](#)

#### [5.6 Plot NO2 profiles for all STD \(dark without errors\)](#)

#### [5.7 Plot NO3 profiles for all STD \(dark without errors\)](#)

#### [5.8 Plot H2O profiles \(only for occultations of stars 1,2,3,4,13,14,16,26,63 dark without errors\) for all STD](#)

### [6. Auxiliary Data Files used for the production reported in section 2](#)

This report presents the daily analysis on parameters extracted from GOMOS level 2 data (GOM\_NL\_\_2P). It is intended to monitor some important parameters that will impact the quality of these products. A list of level 2 products (and content) that have arrived during the reporting day to the PCF is also given.

Item	Value
Time of report generation	24APR2013 10:44:52
Data source version	GOMOS/6.01
Start time of products	27-02-2011 (27FEB2011 00:00:00)
Stop time of products	28-02-2011 (28FEB2011 00:00:00)
Store outputs in DB	Yes
Nb of level 2 prods	273
Nb of prods with errors	0

## 2. Summary of processed GOM\_NL\_\_2P products.

Nr	Filename	UTC Start time	Limb	Duration	Star Id	Star Name	Star Mag	Star Temp	Nb Meas	Orbit	Prod. error
1	GOM_NL__2PRFIN20110227_000048_000000613100_00030_47027_0718.N1	27-FEB-2011 00:00:48	Dark	60.500	86	35Eta Oph	2.4300	10200.	121	47027	No
2	GOM_NL__2PRFIN20110227_000403_000000493100_00030_47027_0719.N1	27-FEB-2011 00:04:03	Dark	48.500	25	35Lam Sco	1.6200	28000.	97	47027	No
3	GOM_NL__2PRFIN20110227_001153_000000513100_00031_47028_0710.N1	27-FEB-2011 00:11:53	Dark	51.000	131	Gam Lup	2.8000	26000.	102	47028	No
4	GOM_NL__2PRFIN20110227_001544_000000503100_00031_47028_0711.N1	27-FEB-2011 00:15:44	Dark	49.500	10	Bet Cen	0.61000	28000.	99	47028	No
5	GOM_NL__2PRFIN20110227_001728_000000533100_00031_47028_0712.N1	27-FEB-2011 00:17:28	Dark	52.500	77	Eps Cen	2.3030	28000.	105	47028	No
6	GOM_NL__2PRFIN20110227_001908_000000333100_00031_47028_0713.N1	27-FEB-2011 00:19:08	Dark	33.000	54	5The Cen	2.0550	4500.0	66	47028	No
7	GOM_NL__2PRFIN20110227_002043_000000483100_00031_47028_0714.N1	27-FEB-2011 00:20:43	Dark	48.000	64	Gam Cen	2.2000	10600.	96	47028	No
8	GOM_NL__2PRFIN20110227_004249_000000423100_00031_47028_0715.N1	27-FEB-2011 00:42:49	Bright	42.000	22	32Alp Leo	1.3600	15200.	84	47028	No
9	GOM_NL__2PRFIN20110227_004530_000000463100_00031_47028_0716.N1	27-FEB-2011 00:45:30	Bright	46.000	51	41Gam1Leo	2.0100	4500.0	92	47028	No
10	GOM_NL__2PRFIN20110227_005432_000000463100_00031_47028_0717.N1	27-FEB-2011 00:54:32	Bright	46.000	174	52Psi UMa	3.0040	4400.0	92	47028	No
11	GOM_NL__2PRFIN20110227_005712_000000423100_00031_47028_0718.N1	27-FEB-2011 00:57:12	Bright	41.500	82	48Bet UMa	2.3650	10600.	83	47028	No
12	GOM_NL__2PRFIN20110227_005835_000000463100_00031_47028_0719.N1	27-FEB-2011 00:58:35	Bright	45.500	87	64Gam UMa	2.4330	11000.	91	47028	No
13	GOM_NL__2PRFIN20110227_010154_000000513100_00031_47028_0720.N1	27-FEB-2011 01:01:54	Bright	50.500	32	77Eps UMa	1.7630	11000.	101	47028	No
14	GOM_NL__2PRFIN20110227_010536_000000403100_00031_47028_0721.N1	27-FEB-2011 01:05:36	Bright	40.000	60	7Bet UMi	2.0810	3950.0	80	47028	No
15	GOM_NL__2PRFIN20110227_011019_000000463100_00031_47028_0722.N1	27-FEB-2011 01:10:19	Bright	46.000	119	14Eta Dra	2.7270	4700.0	92	47028	No
16	GOM_NL__2PRFIN20110227_011437_000000443100_00031_47028_0723.N1	27-FEB-2011 01:14:37	Bright	43.500	130	23Bet Dra	2.7990	5800.0	87	47028	No
17	GOM_NL__2PRFIN20110227_011933_000000403100_00031_47028_0724.N1	27-FEB-2011 01:19:33	Bright	40.000	5	3Alp Lyr	0.033000	11000.	80	47028	No
18	GOM_NL__2PRFIN20110227_012701_000000383100_00031_47028_0725.N1	27-FEB-2011 01:27:01	Bright	38.000	168	17Zet Aql	2.9860	11000.	76	47028	No
19	GOM_NL__2PRFIN20110227_013236_000000643100_00031_47028_0726.N1	27-FEB-2011 01:32:36	Straylight	63.500	126	60Bet Oph	2.7700	4250.0	127	47028	No
20	GOM_NL__2PRFIN20110227_013912_000000463100_00031_47028_0727.N1	27-FEB-2011 01:39:12	Dark	46.000	137	22Lam Sgr	2.8240	4400.0	92	47028	No
21	GOM_NL__2PRFIN20110227_014418_000000463100_00031_47028_0728.N1	27-FEB-2011 01:44:18	Dark	45.500	25	35Lam Sco	1.6200	28000.	91	47028	No
22	GOM_NL__2PRFIN20110227_015209_000000513100_00032_47029_0722.N1	27-FEB-2011 01:52:09	Dark	50.500	131	Gam Lup	2.8000	26000.	101	47029	No
23	GOM_NL__2PRFIN20110227_015559_000000533100_00032_47029_0723.N1	27-FEB-2011 01:55:59	Dark	52.500	10	Bet Cen	0.61000	28000.	105	47029	No
24	GOM_NL__2PRFIN20110227_015743_000000453100_00032_47029_0724.N1	27-FEB-2011 01:57:43	Dark	44.500	77	Eps Cen	2.3030	28000.	89	47029	No
25	GOM_NL__2PRFIN20110227_015923_000000333100_00032_47029_0725.N1	27-FEB-2011 01:59:23	Dark	33.000	54	5The Cen	2.0550	4500.0	66	47029	No
26	GOM_NL__2PRFIN20110227_020057_000000463100_00032_47029_0726.N1	27-FEB-2011 02:00:57	Dark	46.000	64	Gam Cen	2.2000	10600.	92	47029	No
27	GOM_NL__2PRFIN20110227_022303_000000403100_00032_47029_0727.N1	27-FEB-2011 02:23:03	Bright	40.000	22	32Alp Leo	1.3600	15200.	80	47029	No
28	GOM_NL__2PRFIN20110227_022543_000000443100_00032_47029_0728.N1	27-FEB-2011 02:25:43	Bright	43.500	51	41Gam1Leo	2.0100	4500.0	87	47029	No
29	GOM_NL__2PRFIN20110227_023445_000000463100_00032_47029_0729.N1	27-FEB-2011 02:34:45	Bright	46.000	174	52Psi UMa	3.0040	4400.0	92	47029	No
30	GOM_NL__2PRFIN20110227_023725_000000423100_00032_47029_0730.N1	27-FEB-2011 02:37:25	Bright	41.500	82	48Bet UMa	2.3650	10600.	83	47029	No
31	GOM_NL__2PRFIN20110227_023848_000000483100_00032_47029_0731.N1	27-FEB-2011 02:38:48	Bright	47.500	87	64Gam UMa	2.4330	11000.	95	47029	No
32	GOM_NL__2PRFIN20110227_024207_000000483100_00032_47029_0732.N1	27-FEB-2011 02:42:07	Bright	48.000	32	77Eps UMa	1.7630	11000.	96	47029	No
33	GOM_NL__2PRFIN20110227_024550_000000423100_00032_47029_0733.N1	27-FEB-2011 02:45:50	Bright	42.000	60	7Bet UMi	2.0810	3950.0	84	47029	No
34	GOM_NL__2PRFIN20110227_025032_000000453100_00032_47029_0734.N1	27-FEB-2011 02:50:32	Bright	45.000	119	14Eta Dra	2.7270	4700.0	90	47029	No
35	GOM_NL__2PRFIN20110227_025450_000000453100_00032_47029_0735.N1	27-FEB-2011 02:54:50	Bright	44.500	130	23Bet Dra	2.7990	5800.0	89	47029	No
36	GOM_NL__2PRFIN20110227_025947_000000413100_00032_47029_0736.N1	27-FEB-2011 02:59:47	Bright	40.500	5	3Alp Lyr	0.033000	11000.	81	47029	No
37	GOM_NL__2PRFIN20110227_030715_000000393100_00032_47029_0737.N1	27-FEB-2011 03:07:15	Bright	39.000	168	17Zet Aql	2.9860	11000.	78	47029	No
38	GOM_NL__2PRFIN20110227_031250_000000633100_00032_47029_0738.N1	27-FEB-2011 03:12:50	Straylight	62.500	126	60Bet Oph	2.7700	4250.0	125	47029	No
39	GOM_NL__2PRFIN20110227_031926_000000473100_00032_47029_0739.N1	27-FEB-2011 03:19:26	Dark	46.500	137	22Lam Sgr	2.8240	4400.0	93	47029	No
40	GOM_NL__2PRFIN20110227_032119_000000603100_00032_47029_0740.N1	27-FEB-2011 03:21:19	Dark	60.000	86	35Eta Oph	2.4300	10200.	120	47029	No
41	GOM_NL__2PRFIN20110227_032433_000000463100_00032_47029_0741.N1	27-FEB-2011 03:24:33	Dark	45.500	25	35Lam Sco	1.6200	28000.	91	47029	No
42	GOM_NL__2PRFIN20110227_033224_000000513100_00033_47030_0754.N1	27-FEB-2011 03:32:24	Dark	51.000	131	Gam Lup	2.8000	26000.	102	47030	No

43	GOM_NL__2PRFIN20110227_033614_000000443100_00033_47030_0755.N1	27-FEB-2011 03:36:14	Dark	44.000	10	Bet Cen	0.61000	28000.	88	47030	No
44	GOM_NL__2PRFIN20110227_033758_000000453100_00033_47030_0756.N1	27-FEB-2011 03:37:58	Dark	44.500	77	Eps Cen	2.3030	28000.	89	47030	No
45	GOM_NL__2PRFIN20110227_033939_000000333100_00033_47030_0757.N1	27-FEB-2011 03:39:39	Dark	33.000	54	5The Cen	2.0550	4500.0	66	47030	No
46	GOM_NL__2PRFIN20110227_034112_000000443100_00033_47030_0758.N1	27-FEB-2011 03:41:12	Dark	44.000	64	Gam Cen	2.2000	10600.	88	47030	No
47	GOM_NL__2PRFIN20110227_040317_000000513100_00033_47030_0759.N1	27-FEB-2011 04:03:17	Bright	50.500	22	32Alp Leo	1.3600	15200.	101	47030	No
48	GOM_NL__2PRFIN20110227_040557_000000413100_00033_47030_0760.N1	27-FEB-2011 04:05:57	Bright	41.000	51	41Gam1Leo	2.0100	4500.0	82	47030	No
49	GOM_NL__2PRFIN20110227_041459_000000463100_00033_47030_0761.N1	27-FEB-2011 04:14:59	Bright	46.000	174	52Psi UMa	3.0040	4400.0	92	47030	No
50	GOM_NL__2PRFIN20110227_041739_000000413100_00033_47030_0762.N1	27-FEB-2011 04:17:39	Bright	41.000	82	48Bet UMa	2.3650	10600.	82	47030	No
51	GOM_NL__2PRFIN20110227_042220_000000483100_00033_47030_0763.N1	27-FEB-2011 04:22:20	Bright	48.000	32	77Eps UMa	1.7630	11000.	96	47030	No
52	GOM_NL__2PRFIN20110227_042604_000000423100_00033_47030_0764.N1	27-FEB-2011 04:26:04	Bright	41.500	60	7Bet UMi	2.0810	3950.0	83	47030	No
53	GOM_NL__2PRFIN20110227_043046_000000463100_00033_47030_0765.N1	27-FEB-2011 04:30:46	Bright	45.500	119	14Eta Dra	2.7270	4700.0	91	47030	No
54	GOM_NL__2PRFIN20110227_043504_000000463100_00033_47030_0766.N1	27-FEB-2011 04:35:04	Bright	46.000	130	23Bet Dra	2.7990	5800.0	92	47030	No
55	GOM_NL__2PRFIN20110227_044001_000000453100_00033_47030_0767.N1	27-FEB-2011 04:40:01	Bright	44.500	5	3Alp Lyr	0.033000	11000.	89	47030	No
56	GOM_NL__2PRFIN20110227_044729_000000473100_00033_47030_0768.N1	27-FEB-2011 04:47:29	Bright	47.000	168	17Zet Aql	2.9860	11000.	94	47030	No
57	GOM_NL__2PRFIN20110227_045306_000000633100_00033_47030_0769.N1	27-FEB-2011 04:53:06	Straylight	63.000	126	60Bet Oph	2.7700	4250.0	126	47030	No
58	GOM_NL__2PRFIN20110227_045941_000000453100_00033_47030_0770.N1	27-FEB-2011 04:59:41	Dark	44.500	137	22Lam Sgr	2.8240	4400.0	89	47030	No
59	GOM_NL__2PRFIN20110227_050135_000000593100_00033_47030_0771.N1	27-FEB-2011 05:01:35	Dark	59.000	86	35Eta Oph	2.4300	10200.	118	47030	No
60	GOM_NL__2PRFIN20110227_050448_000000463100_00033_47030_0772.N1	27-FEB-2011 05:04:48	Dark	45.500	25	35Lam Sco	1.6200	28000.	91	47030	No
61	GOM_NL__2PRFIN20110227_051239_000000533100_00034_47031_0820.N1	27-FEB-2011 05:12:39	Dark	52.500	131	Gam Lup	2.8000	26000.	105	47031	No
62	GOM_NL__2PRFIN20110227_051628_000000423100_00034_47031_0821.N1	27-FEB-2011 05:16:28	Dark	42.000	10	Bet Cen	0.61000	28000.	84	47031	No
63	GOM_NL__2PRFIN20110227_051812_000000453100_00034_47031_0822.N1	27-FEB-2011 05:18:12	Dark	44.500	77	Eps Cen	2.3030	28000.	89	47031	No
64	GOM_NL__2PRFIN20110227_051954_000000333100_00034_47031_0823.N1	27-FEB-2011 05:19:54	Dark	33.000	54	5The Cen	2.0550	4500.0	66	47031	No
65	GOM_NL__2PRFIN20110227_052127_000000473100_00034_47031_0824.N1	27-FEB-2011 05:21:27	Dark	47.000	64	Gam Cen	2.2000	10600.	94	47031	No
66	GOM_NL__2PRFIN20110227_054331_000000403100_00034_47031_0825.N1	27-FEB-2011 05:43:31	Bright	39.500	22	32Alp Leo	1.3600	15200.	79	47031	No
67	GOM_NL__2PRFIN20110227_054611_000000453100_00034_47031_0826.N1	27-FEB-2011 05:46:11	Bright	44.500	51	41Gam1Leo	2.0100	4500.0	89	47031	No
68	GOM_NL__2PRFIN20110227_055512_000000463100_00034_47031_0827.N1	27-FEB-2011 05:55:12	Bright	45.500	174	52Psi UMa	3.0040	4400.0	91	47031	No
69	GOM_NL__2PRFIN20110227_055753_000000403100_00034_47031_0828.N1	27-FEB-2011 05:57:53	Bright	40.000	82	48Bet UMa	2.3650	10600.	80	47031	No
70	GOM_NL__2PRFIN20110227_060234_000000513100_00034_47031_0829.N1	27-FEB-2011 06:02:34	Bright	51.000	32	77Eps UMa	1.7630	11000.	102	47031	No
71	GOM_NL__2PRFIN20110227_060617_000000423100_00034_47031_0830.N1	27-FEB-2011 06:06:17	Bright	42.000	60	7Bet UMi	2.0810	3950.0	84	47031	No
72	GOM_NL__2PRFIN20110227_061100_000000453100_00034_47031_0831.N1	27-FEB-2011 06:11:00	Bright	45.000	119	14Eta Dra	2.7270	4700.0	90	47031	No
73	GOM_NL__2PRFIN20110227_061518_000000463100_00034_47031_0832.N1	27-FEB-2011 06:15:18	Bright	46.000	130	23Bet Dra	2.7990	5800.0	92	47031	No
74	GOM_NL__2PRFIN20110227_062015_000000433100_00034_47031_0833.N1	27-FEB-2011 06:20:15	Bright	43.000	5	3Alp Lyr	0.033000	11000.	86	47031	No
75	GOM_NL__2PRFIN20110227_062744_000000573100_00034_47031_0834.N1	27-FEB-2011 06:27:44	Bright	57.000	168	17Zet Aql	2.9860	11000.	114	47031	No
76	GOM_NL__2PRFIN20110227_063321_000000643100_00034_47031_0835.N1	27-FEB-2011 06:33:21	Straylight	63.500	126	60Bet Oph	2.7700	4250.0	127	47031	No
77	GOM_NL__2PRFIN20110227_063956_000000463100_00034_47031_0836.N1	27-FEB-2011 06:39:56	Dark	45.500	137	22Lam Sgr	2.8240	4400.0	91	47031	No
78	GOM_NL__2PRFIN20110227_064150_000000593100_00034_47031_0837.N1	27-FEB-2011 06:41:50	Dark	59.000	86	35Eta Oph	2.4300	10200.	118	47031	No
79	GOM_NL__2PRFIN20110227_064503_000000463100_00034_47031_0838.N1	27-FEB-2011 06:45:03	Dark	46.000	25	35Lam Sco	1.6200	28000.	92	47031	No
80	GOM_NL__2PRFIN20110227_065254_000000503100_00035_47032_0836.N1	27-FEB-2011 06:52:54	Dark	50.000	131	Gam Lup	2.8000	26000.	100	47032	No
81	GOM_NL__2PRFIN20110227_065643_000000433100_00035_47032_0837.N1	27-FEB-2011 06:56:43	Dark	42.500	10	Bet Cen	0.61000	28000.	85	47032	No
82	GOM_NL__2PRFIN20110227_065827_000000443100_00035_47032_0838.N1	27-FEB-2011 06:58:27	Dark	43.500	77	Eps Cen	2.3030	28000.	87	47032	No
83	GOM_NL__2PRFIN20110227_070009_000000333100_00035_47032_0839.N1	27-FEB-2011 07:00:09	Dark	33.000	54	5The Cen	2.0550	4500.0	66	47032	No
84	GOM_NL__2PRFIN20110227_070142_000000483100_00035_47032_0840.N1	27-FEB-2011 07:01:42	Dark	48.000	64	Gam Cen	2.2000	10600.	96	47032	No
85	GOM_NL__2PRFIN20110227_072345_000000433100_00035_47032_0841.N1	27-FEB-2011 07:23:45	Bright	43.000	22	32Alp Leo	1.3600	15200.	86	47032	No
86	GOM_NL__2PRFIN20110227_072625_000000443100_00035_47032_0842.N1	27-FEB-2011 07:26:25	Bright	44.000	51	41Gam1Leo	2.0100	4500.0	88	47032	No
87	GOM_NL__2PRFIN20110227_073526_000000473100_00035_47032_0843.N1	27-FEB-2011 07:35:26	Bright	46.500	174	52Psi UMa	3.0040	4400.0	93	47032	No
88	GOM_NL__2PRFIN20110227_073806_000000623100_00035_47032_0844.N1	27-FEB-2011 07:38:06	Bright	62.000	82	48Bet UMa	2.3650	10600.	124	47032	No
89	GOM_NL__2PRFIN20110227_074247_000000513100_00035_47032_0845.N1	27-FEB-2011 07:42:47	Bright	50.500	32	77Eps UMa	1.7630	11000.	101	47032	No
90	GOM_NL__2PRFIN20110227_074631_000000423100_00035_47032_0846.N1	27-FEB-2011 07:46:31	Bright	42.000	60	7Bet UMi	2.0810	3950.0	84	47032	No
91	GOM_NL__2PRFIN20110227_075113_000000453100_00035_47032_0847.N1	27-FEB-2011 07:51:13	Bright	45.000	119	14Eta Dra	2.7270	4700.0	90	47032	No
92	GOM_NL__2PRFIN20110227_075532_000000463100_00035_47032_0848.N1	27-FEB-2011 07:55:32	Bright	46.000	130	23Bet Dra	2.7990	5800.0	92	47032	No
93	GOM_NL__2PRFIN20110227_080029_000000413100_00035_47032_0849.N1	27-FEB-2011 08:00:29	Bright	41.000	5	3Alp Lyr	0.033000	11000.	82	47032	No
94	GOM_NL__2PRFIN20110227_080758_000000383100_00035_47032_0850.N1	27-FEB-2011 08:07:58	Bright	38.000	168	17Zet Aql	2.9860	11000.	76	47032	No
95	GOM_NL__2PRFIN20110227_081335_000000613100_00035_47032_0851.N1	27-FEB-2011 08:13:35	Straylight	60.500	126	60Bet Oph	2.7700	4250.0	121	47032	No
96	GOM_NL__2PRFIN20110227_082010_000000453100_00035_47032_0852.N1	27-FEB-2011 08:20:10	Dark	45.000	137	22Lam Sgr	2.8240	4400.0	90	47032	No
97	GOM_NL__2PRFIN20110227_082205_000000593100_00035_47032_0853.N1	27-FEB-2011 08:22:05	Dark	58.500	86	35Eta Oph	2.4300	10200.	117	47032	No
98	GOM_NL__2PRFIN20110227_082517_000000483100_00035_47032_0854.N1	27-FEB-2011 08:25:17	Dark	47.500	25	35Lam Sco	1.6200	28000.	95	47032	No
99	GOM_NL__2PRFIN20110227_083310_000000503100_00036_47033_0863.N1	27-FEB-2011 08:33:10	Dark	50.000	131	Gam Lup	2.8000	26000.	100	47033	No
100	GOM_NL__2PRFIN20110227_083657_000000483100_00036_47033_0864.N1	27-FEB-2011 08:36:57	Dark	47.500	10	Bet Cen	0.61000	28000.	95	47033	No
101	GOM_NL__2PRFIN20110227_083842_000000453100_00036_47033_0865.N1	27-FEB-2011 08:38:42	Dark	44.500	77	Eps Cen	2.3030	28000.	89	47033	No

102	GOM_NL__2PRFIN20110227_084024_000000333100_00036_47033_0866.N1	27-FEB-2011 08:40:24	Dark	32.500	54	5The Cen	2.0550	4500.0	65	47033	No
103	GOM_NL__2PRFIN20110227_090359_000000443100_00036_47033_0867.N1	27-FEB-2011 09:03:59	Bright	44.000	22	32Alp Leo	1.3600	15200.	88	47033	No
104	GOM_NL__2PRFIN20110227_090638_000000443100_00036_47033_0868.N1	27-FEB-2011 09:06:38	Bright	43.500	51	41Gam1Leo	2.0100	4500.0	87	47033	No
105	GOM_NL__2PRFIN20110227_091539_000000463100_00036_47033_0869.N1	27-FEB-2011 09:15:39	Bright	45.500	174	52Psi UMa	3.0040	4400.0	91	47033	No
106	GOM_NL__2PRFIN20110227_091820_000000423100_00036_47033_0870.N1	27-FEB-2011 09:18:20	Bright	41.500	82	48Bet UMa	2.3650	10600.	83	47033	No
107	GOM_NL__2PRFIN20110227_092300_000000503100_00036_47033_0871.N1	27-FEB-2011 09:23:00	Bright	50.000	32	77Eps UMa	1.7630	11000.	100	47033	No
108	GOM_NL__2PRFIN20110227_092645_000000423100_00036_47033_0872.N1	27-FEB-2011 09:26:45	Bright	42.000	60	7Bet UMi	2.0810	3950.0	84	47033	No
109	GOM_NL__2PRFIN20110227_093127_000000483100_00036_47033_0873.N1	27-FEB-2011 09:31:27	Bright	47.500	119	14Eta Dra	2.7270	4700.0	95	47033	No
110	GOM_NL__2PRFIN20110227_093546_000000453100_00036_47033_0874.N1	27-FEB-2011 09:35:46	Bright	44.500	130	23Bet Dra	2.7990	5800.0	89	47033	No
111	GOM_NL__2PRFIN20110227_094043_000000413100_00036_47033_0875.N1	27-FEB-2011 09:40:43	Bright	40.500	5	3Alp Lyr	0.033000	11000.	81	47033	No
112	GOM_NL__2PRFIN20110227_094812_000000543100_00036_47033_0876.N1	27-FEB-2011 09:48:12	Bright	54.000	168	17Zet Aql	2.9860	11000.	108	47033	No
113	GOM_NL__2PRFIN20110227_095350_000000613100_00036_47033_0877.N1	27-FEB-2011 09:53:50	Straylight	61.000	126	60Bet Oph	2.7700	4250.0	122	47033	No
114	GOM_NL__2PRFIN20110227_100025_000000413100_00036_47033_0878.N1	27-FEB-2011 10:00:25	Dark	41.000	137	22Lam Sgr	2.8240	4400.0	82	47033	No
115	GOM_NL__2PRFIN20110227_100221_000000613100_00036_47033_0879.N1	27-FEB-2011 10:02:21	Dark	61.000	86	35Eta Oph	2.4300	10200.	122	47033	No
116	GOM_NL__2PRFIN20110227_100532_000000513100_00036_47033_0880.N1	27-FEB-2011 10:05:32	Dark	50.500	25	35Lam Sco	1.6200	28000.	101	47033	No
117	GOM_NL__2PRFIN20110227_101325_000000513100_00037_47034_0911.N1	27-FEB-2011 10:13:25	Dark	50.500	131	Gam Lup	2.8000	26000.	101	47034	No
118	GOM_NL__2PRFIN20110227_101712_000000433100_00037_47034_0912.N1	27-FEB-2011 10:17:12	Dark	43.000	10	Bet Cen	0.61000	28000.	86	47034	No
119	GOM_NL__2PRFIN20110227_101857_000000453100_00037_47034_0913.N1	27-FEB-2011 10:18:57	Dark	44.500	77	Eps Cen	2.3030	28000.	89	47034	No
120	GOM_NL__2PRFIN20110227_102040_000000343100_00037_47034_0914.N1	27-FEB-2011 10:20:40	Dark	34.000	54	5The Cen	2.0550	4500.0	68	47034	No
121	GOM_NL__2PRFIN20110227_102211_000000443100_00037_47034_0915.N1	27-FEB-2011 10:22:11	Dark	44.000	64	Gam Cen	2.2000	10600.	88	47034	No
122	GOM_NL__2PRFIN20110227_104412_000000443100_00037_47034_0916.N1	27-FEB-2011 10:44:12	Bright	44.000	22	32Alp Leo	1.3600	15200.	88	47034	No
123	GOM_NL__2PRFIN20110227_104652_000000443100_00037_47034_0917.N1	27-FEB-2011 10:46:52	Bright	43.500	51	41Gam1Leo	2.0100	4500.0	87	47034	No
124	GOM_NL__2PRFIN20110227_105552_000000473100_00037_47034_0918.N1	27-FEB-2011 10:55:52	Bright	46.500	174	52Psi UMa	3.0040	4400.0	93	47034	No
125	GOM_NL__2PRFIN20110227_105833_000000423100_00037_47034_0919.N1	27-FEB-2011 10:58:33	Bright	42.000	82	48Bet UMa	2.3650	10600.	84	47034	No
126	GOM_NL__2PRFIN20110227_110313_000000503100_00037_47034_0920.N1	27-FEB-2011 11:03:13	Bright	50.000	32	77Eps UMa	1.7630	11000.	100	47034	No
127	GOM_NL__2PRFIN20110227_110658_000000433100_00037_47034_0921.N1	27-FEB-2011 11:06:58	Bright	42.500	60	7Bet UMi	2.0810	3950.0	85	47034	No
128	GOM_NL__2PRFIN20110227_111141_000000463100_00037_47034_0922.N1	27-FEB-2011 11:11:41	Bright	46.000	119	14Eta Dra	2.7270	4700.0	92	47034	No
129	GOM_NL__2PRFIN20110227_111559_000000463100_00037_47034_0923.N1	27-FEB-2011 11:15:59	Bright	45.500	130	23Bet Dra	2.7990	5800.0	91	47034	No
130	GOM_NL__2PRFIN20110227_112057_000000433100_00037_47034_0924.N1	27-FEB-2011 11:20:57	Bright	43.000	5	3Alp Lyr	0.033000	11000.	86	47034	No
131	GOM_NL__2PRFIN20110227_112827_000000423100_00037_47034_0925.N1	27-FEB-2011 11:28:27	Bright	42.000	168	17Zet Aql	2.9860	11000.	84	47034	No
132	GOM_NL__2PRFIN20110227_113405_000000553100_00037_47034_0926.N1	27-FEB-2011 11:34:05	Straylight	54.500	126	60Bet Oph	2.7700	4250.0	109	47034	No
133	GOM_NL__2PRFIN20110227_114039_000000483100_00037_47034_0927.N1	27-FEB-2011 11:40:39	Dark	48.000	137	22Lam Sgr	2.8240	4400.0	96	47034	No
134	GOM_NL__2PRFIN20110227_114236_000000603100_00037_47034_0928.N1	27-FEB-2011 11:42:36	Dark	59.500	86	35Eta Oph	2.4300	10200.	119	47034	No
135	GOM_NL__2PRFIN20110227_114547_000000493100_00037_47034_0929.N1	27-FEB-2011 11:45:47	Dark	49.000	25	35Lam Sco	1.6200	28000.	98	47034	No
136	GOM_NL__2PRFIN20110227_115340_000000503100_00038_47035_0938.N1	27-FEB-2011 11:53:40	Dark	49.500	131	Gam Lup	2.8000	26000.	99	47035	No
137	GOM_NL__2PRFIN20110227_115727_000000433100_00038_47035_0939.N1	27-FEB-2011 11:57:27	Dark	43.000	10	Bet Cen	0.61000	28000.	86	47035	No
138	GOM_NL__2PRFIN20110227_115911_000000443100_00038_47035_0940.N1	27-FEB-2011 11:59:11	Dark	44.000	77	Eps Cen	2.3030	28000.	88	47035	No
139	GOM_NL__2PRFIN20110227_120055_000000343100_00038_47035_0941.N1	27-FEB-2011 12:00:55	Dark	34.000	54	5The Cen	2.0550	4500.0	68	47035	No
140	GOM_NL__2PRFIN20110227_120225_000000463100_00038_47035_0942.N1	27-FEB-2011 12:02:25	Dark	45.500	64	Gam Cen	2.2000	10600.	91	47035	No
141	GOM_NL__2PRFIN20110227_122426_000000443100_00038_47035_0943.N1	27-FEB-2011 12:24:26	Bright	44.000	22	32Alp Leo	1.3600	15200.	88	47035	No
142	GOM_NL__2PRFIN20110227_122705_000000443100_00038_47035_0944.N1	27-FEB-2011 12:27:05	Bright	43.500	51	41Gam1Leo	2.0100	4500.0	87	47035	No
143	GOM_NL__2PRFIN20110227_123605_000000473100_00038_47035_0945.N1	27-FEB-2011 12:36:05	Bright	46.500	174	52Psi UMa	3.0040	4400.0	93	47035	No
144	GOM_NL__2PRFIN20110227_123847_000000423100_00038_47035_0946.N1	27-FEB-2011 12:38:47	Bright	42.000	82	48Bet UMa	2.3650	10600.	84	47035	No
145	GOM_NL__2PRFIN20110227_124326_000000513100_00038_47035_0947.N1	27-FEB-2011 12:43:26	Bright	50.500	32	77Eps UMa	1.7630	11000.	101	47035	No
146	GOM_NL__2PRFIN20110227_124712_000000383100_00038_47035_0948.N1	27-FEB-2011 12:47:12	Bright	38.000	60	7Bet UMi	2.0810	3950.0	76	47035	No
147	GOM_NL__2PRFIN20110227_125154_000000463100_00038_47035_0949.N1	27-FEB-2011 12:51:54	Bright	45.500	119	14Eta Dra	2.7270	4700.0	91	47035	No
148	GOM_NL__2PRFIN20110227_125613_000000463100_00038_47035_0950.N1	27-FEB-2011 12:56:13	Bright	46.000	130	23Bet Dra	2.7990	5800.0	92	47035	No
149	GOM_NL__2PRFIN20110227_130111_000000413100_00038_47035_0951.N1	27-FEB-2011 13:01:11	Bright	40.500	5	3Alp Lyr	0.033000	11000.	81	47035	No
150	GOM_NL__2PRFIN20110227_130841_000000393100_00038_47035_0952.N1	27-FEB-2011 13:08:41	Bright	38.500	168	17Zet Aql	2.9860	11000.	77	47035	No
151	GOM_NL__2PRFIN20110227_131420_000000583100_00038_47035_0953.N1	27-FEB-2011 13:14:20	Straylight	58.000	126	60Bet Oph	2.7700	4250.0	116	47035	No
152	GOM_NL__2PRFIN20110227_132054_000000473100_00038_47035_0954.N1	27-FEB-2011 13:20:54	Dark	46.500	137	22Lam Sgr	2.8240	4400.0	93	47035	No
153	GOM_NL__2PRFIN20110227_132251_000000593100_00038_47035_0955.N1	27-FEB-2011 13:22:51	Dark	59.000	86	35Eta Oph	2.4300	10200.	118	47035	No
154	GOM_NL__2PRFIN20110227_132602_000000533100_00038_47035_0956.N1	27-FEB-2011 13:26:02	Dark	53.000	25	35Lam Sco	1.6200	28000.	106	47035	No
155	GOM_NL__2PRFIN20110227_133355_000000493100_00039_47036_0977.N1	27-FEB-2011 13:33:55	Dark	49.000	131	Gam Lup	2.8000	26000.	98	47036	No
156	GOM_NL__2PRFIN20110227_133741_000000423100_00039_47036_0978.N1	27-FEB-2011 13:37:41	Dark	42.000	10	Bet Cen	0.61000	28000.	84	47036	No
157	GOM_NL__2PRFIN20110227_133926_000000473100_00039_47036_0979.N1	27-FEB-2011 13:39:26	Dark	46.500	77	Eps Cen	2.3030	28000.	93	47036	No
158	GOM_NL__2PRFIN20110227_134110_000000343100_00039_47036_0980.N1	27-FEB-2011 13:41:10	Dark	34.000	54	5The Cen	2.0550	4500.0	68	47036	No
159	GOM_NL__2PRFIN20110227_134240_000000433100_00039_47036_0981.N1	27-FEB-2011 13:42:40	Dark	43.000	64	Gam Cen	2.2000	10600.	86	47036	No
160	GOM_NL__2PRFIN20110227_140440_000000443100_00039_47036_0982.N1	27-FEB-2011 14:04:40	Bright	43.500	22	32Alp Leo	1.3600	15200.	87	47036	No



161	GOM_NL__2PRFIN20110227_140719_000000443100_00039_47036_0983.N1	27-FEB-2011 14:07:19	Bright	44.000	51	41Gam1Leo	2.0100	4500.0	88	47036	No
162	GOM_NL__2PRFIN20110227_141619_000000463100_00039_47036_0984.N1	27-FEB-2011 14:16:19	Bright	46.000	174	52Psi UMa	3.0040	4400.0	92	47036	No
163	GOM_NL__2PRFIN20110227_141900_000000423100_00039_47036_0985.N1	27-FEB-2011 14:19:00	Bright	42.000	82	48Bet UMa	2.3650	10600.	84	47036	No
164	GOM_NL__2PRFIN20110227_142339_000000493100_00039_47036_0986.N1	27-FEB-2011 14:23:39	Bright	48.500	32	77Eps UMa	1.7630	11000.	97	47036	No
165	GOM_NL__2PRFIN20110227_142726_000000413100_00039_47036_0987.N1	27-FEB-2011 14:27:26	Bright	41.000	60	7Bet UMi	2.0810	3950.0	82	47036	No
166	GOM_NL__2PRFIN20110227_143208_000000463100_00039_47036_0988.N1	27-FEB-2011 14:32:08	Bright	45.500	119	14Eta Dra	2.7270	4700.0	91	47036	No
167	GOM_NL__2PRFIN20110227_143627_000000463100_00039_47036_0989.N1	27-FEB-2011 14:36:27	Bright	46.000	130	23Bet Dra	2.7990	5800.0	92	47036	No
168	GOM_NL__2PRFIN20110227_144125_000000413100_00039_47036_0990.N1	27-FEB-2011 14:41:25	Bright	40.500	5	3Alp Lyr	0.033000	11000.	81	47036	No
169	GOM_NL__2PRFIN20110227_144855_000000403100_00039_47036_0991.N1	27-FEB-2011 14:48:55	Bright	40.000	168	17Zet Aql	2.9860	11000.	80	47036	No
170	GOM_NL__2PRFIN20110227_145435_000000633100_00039_47036_0992.N1	27-FEB-2011 14:54:35	Straylight	63.000	126	60Bet Oph	2.7700	4250.0	126	47036	No
171	GOM_NL__2PRFIN20110227_150109_000000473100_00039_47036_0993.N1	27-FEB-2011 15:01:09	Dark	46.500	137	22Lam Sgr	2.8240	4400.0	93	47036	No
172	GOM_NL__2PRFIN20110227_150307_000000593100_00039_47036_0994.N1	27-FEB-2011 15:03:07	Dark	59.000	86	35Eta Oph	2.4300	10200.	118	47036	No
173	GOM_NL__2PRFIN20110227_150616_000000503100_00039_47036_0995.N1	27-FEB-2011 15:06:16	Dark	49.500	25	35Lam Sco	1.6200	28000.	99	47036	No
174	GOM_NL__2PRFIN20110227_151410_000000523100_00040_47037_0999.N1	27-FEB-2011 15:14:10	Dark	51.500	131	Gam Lup	2.8000	26000.	103	47037	No
175	GOM_NL__2PRFIN20110227_151756_000000473100_00040_47037_1000.N1	27-FEB-2011 15:17:56	Dark	47.000	10	Bet Cen	0.61000	28000.	94	47037	No
176	GOM_NL__2PRFIN20110227_151941_000000443100_00040_47037_1001.N1	27-FEB-2011 15:19:41	Dark	44.000	77	Eps Cen	2.3030	28000.	88	47037	No
177	GOM_NL__2PRFIN20110227_152125_000000343100_00040_47037_1002.N1	27-FEB-2011 15:21:25	Dark	34.000	54	5The Cen	2.0550	4500.0	68	47037	No
178	GOM_NL__2PRFIN20110227_152255_000000433100_00040_47037_1003.N1	27-FEB-2011 15:22:55	Dark	43.000	64	Gam Cen	2.2000	10600.	86	47037	No
179	GOM_NL__2PRFIN20110227_154454_000000423100_00040_47037_1004.N1	27-FEB-2011 15:44:54	Bright	42.000	22	32Alp Leo	1.3600	15200.	84	47037	No
180	GOM_NL__2PRFIN20110227_154733_000000453100_00040_47037_1005.N1	27-FEB-2011 15:47:33	Bright	45.000	51	41Gam1Leo	2.0100	4500.0	90	47037	No
181	GOM_NL__2PRFIN20110227_155632_000000453100_00040_47037_1006.N1	27-FEB-2011 15:56:32	Bright	45.000	174	52Psi UMa	3.0040	4400.0	90	47037	No
182	GOM_NL__2PRFIN20110227_155914_000000423100_00040_47037_1007.N1	27-FEB-2011 15:59:14	Bright	41.500	82	48Bet UMa	2.3650	10600.	83	47037	No
183	GOM_NL__2PRFIN20110227_160352_000000513100_00040_47037_1008.N1	27-FEB-2011 16:03:52	Bright	51.000	32	77Eps UMa	1.7630	11000.	102	47037	No
184	GOM_NL__2PRFIN20110227_160739_000000423100_00040_47037_1009.N1	27-FEB-2011 16:07:39	Bright	41.500	60	7Bet UMi	2.0810	3950.0	83	47037	No
185	GOM_NL__2PRFIN20110227_161221_000000473100_00040_47037_1010.N1	27-FEB-2011 16:12:21	Bright	46.500	119	14Eta Dra	2.7270	4700.0	93	47037	No
186	GOM_NL__2PRFIN20110227_161641_000000463100_00040_47037_1011.N1	27-FEB-2011 16:16:41	Bright	46.000	130	23Bet Dra	2.7990	5800.0	92	47037	No
187	GOM_NL__2PRFIN20110227_162139_000000423100_00040_47037_1012.N1	27-FEB-2011 16:21:39	Bright	41.500	5	3Alp Lyr	0.033000	11000.	83	47037	No
188	GOM_NL__2PRFIN20110227_162910_000000393100_00040_47037_1013.N1	27-FEB-2011 16:29:10	Bright	39.000	168	17Zet Aql	2.9860	11000.	78	47037	No
189	GOM_NL__2PRFIN20110227_163449_000000673100_00040_47037_1014.N1	27-FEB-2011 16:34:49	Straylight	66.500	126	60Bet Oph	2.7700	4250.0	133	47037	No
190	GOM_NL__2PRFIN20110227_164123_000000463100_00040_47037_1015.N1	27-FEB-2011 16:41:23	Dark	45.500	137	22Lam Sgr	2.8240	4400.0	91	47037	No
191	GOM_NL__2PRFIN20110227_164322_000000603100_00040_47037_1016.N1	27-FEB-2011 16:43:22	Dark	60.000	86	35Eta Oph	2.4300	10200.	120	47037	No
192	GOM_NL__2PRFIN20110227_164631_000000453100_00040_47037_1017.N1	27-FEB-2011 16:46:31	Dark	45.000	25	35Lam Sco	1.6200	28000.	90	47037	No
193	GOM_NL__2PRFIN20110227_165425_000000523100_00041_47038_1056.N1	27-FEB-2011 16:54:25	Dark	52.000	131	Gam Lup	2.8000	26000.	104	47038	No
194	GOM_NL__2PRFIN20110227_165810_000000433100_00041_47038_1057.N1	27-FEB-2011 16:58:10	Dark	43.000	10	Bet Cen	0.61000	28000.	86	47038	No
195	GOM_NL__2PRFIN20110227_165955_000000433100_00041_47038_1058.N1	27-FEB-2011 16:59:55	Dark	42.500	77	Eps Cen	2.3030	28000.	85	47038	No
196	GOM_NL__2PRFIN20110227_170140_000000353100_00041_47038_1059.N1	27-FEB-2011 17:01:40	Dark	35.000	54	5The Cen	2.0550	4500.0	70	47038	No
197	GOM_NL__2PRFIN20110227_170309_000000463100_00041_47038_1060.N1	27-FEB-2011 17:03:09	Dark	46.000	64	Gam Cen	2.2000	10600.	92	47038	No
198	GOM_NL__2PRFIN20110227_172508_000000443100_00041_47038_1061.N1	27-FEB-2011 17:25:08	Bright	43.500	22	32Alp Leo	1.3600	15200.	87	47038	No
199	GOM_NL__2PRFIN20110227_172747_000000453100_00041_47038_1062.N1	27-FEB-2011 17:27:47	Bright	45.000	51	41Gam1Leo	2.0100	4500.0	90	47038	No
200	GOM_NL__2PRFIN20110227_173645_000000463100_00041_47038_1063.N1	27-FEB-2011 17:36:45	Bright	46.000	174	52Psi UMa	3.0040	4400.0	92	47038	No
201	GOM_NL__2PRFIN20110227_173927_000000423100_00041_47038_1064.N1	27-FEB-2011 17:39:27	Bright	41.500	82	48Bet UMa	2.3650	10600.	83	47038	No
202	GOM_NL__2PRFIN20110227_174405_000000513100_00041_47038_1065.N1	27-FEB-2011 17:44:05	Bright	51.000	32	77Eps UMa	1.7630	11000.	102	47038	No
203	GOM_NL__2PRFIN20110227_174753_000000433100_00041_47038_1066.N1	27-FEB-2011 17:47:53	Bright	43.000	60	7Bet UMi	2.0810	3950.0	86	47038	No
204	GOM_NL__2PRFIN20110227_175235_000000433100_00041_47038_1067.N1	27-FEB-2011 17:52:35	Bright	43.000	119	14Eta Dra	2.7270	4700.0	86	47038	No
205	GOM_NL__2PRFIN20110227_175654_000000463100_00041_47038_1068.N1	27-FEB-2011 17:56:54	Bright	45.500	130	23Bet Dra	2.7990	5800.0	91	47038	No
206	GOM_NL__2PRFIN20110227_180153_000000443100_00041_47038_1069.N1	27-FEB-2011 18:01:53	Bright	43.500	5	3Alp Lyr	0.033000	11000.	87	47038	No
207	GOM_NL__2PRFIN20110227_180924_000000473100_00041_47038_1070.N1	27-FEB-2011 18:09:24	Bright	47.000	168	17Zet Aql	2.9860	11000.	94	47038	No
208	GOM_NL__2PRFIN20110227_181505_000000643100_00041_47038_1071.N1	27-FEB-2011 18:15:05	Straylight	64.000	126	60Bet Oph	2.7700	4250.0	128	47038	No
209	GOM_NL__2PRFIN20110227_182138_000000533100_00041_47038_1072.N1	27-FEB-2011 18:21:38	Dark	53.000	137	22Lam Sgr	2.8240	4400.0	106	47038	No
210	GOM_NL__2PRFIN20110227_182338_000000583100_00041_47038_1073.N1	27-FEB-2011 18:23:38	Dark	58.000	86	35Eta Oph	2.4300	10200.	116	47038	No
211	GOM_NL__2PRFIN20110227_182646_000000443100_00041_47038_1074.N1	27-FEB-2011 18:26:46	Dark	43.500	25	35Lam Sco	1.6200	28000.	87	47038	No
212	GOM_NL__2PRFIN20110227_183441_000000503100_00042_47039_1066.N1	27-FEB-2011 18:34:41	Dark	50.000	131	Gam Lup	2.8000	26000.	100	47039	No
213	GOM_NL__2PRFIN20110227_183825_000000513100_00042_47039_1067.N1	27-FEB-2011 18:38:25	Dark	51.000	10	Bet Cen	0.61000	28000.	102	47039	No
214	GOM_NL__2PRFIN20110227_184010_000000433100_00042_47039_1068.N1	27-FEB-2011 18:40:10	Dark	42.500	77	Eps Cen	2.3030	28000.	85	47039	No
215	GOM_NL__2PRFIN20110227_184156_000000353100_00042_47039_1069.N1	27-FEB-2011 18:41:56	Dark	35.000	54	5The Cen	2.0550	4500.0	70	47039	No
216	GOM_NL__2PRFIN20110227_184324_000000443100_00042_47039_1070.N1	27-FEB-2011 18:43:24	Dark	43.500	64	Gam Cen	2.2000	10600.	87	47039	No
217	GOM_NL__2PRFIN20110227_190522_000000433100_00042_47039_1071.N1	27-FEB-2011 19:05:22	Bright	43.000	22	32Alp Leo	1.3600	15200.	86	47039	No
218	GOM_NL__2PRFIN20110227_190800_000000463100_00042_47039_1072.N1	27-FEB-2011 19:08:00	Bright	45.500	51	41Gam1Leo	2.0100	4500.0	91	47039	No
219	GOM_NL__2PRFIN20110227_191659_000000463100_00042_47039_1073.N1	27-FEB-2011 19:16:59	Bright	45.500	174	52Psi UMa	3.0040	4400.0	91	47039	No

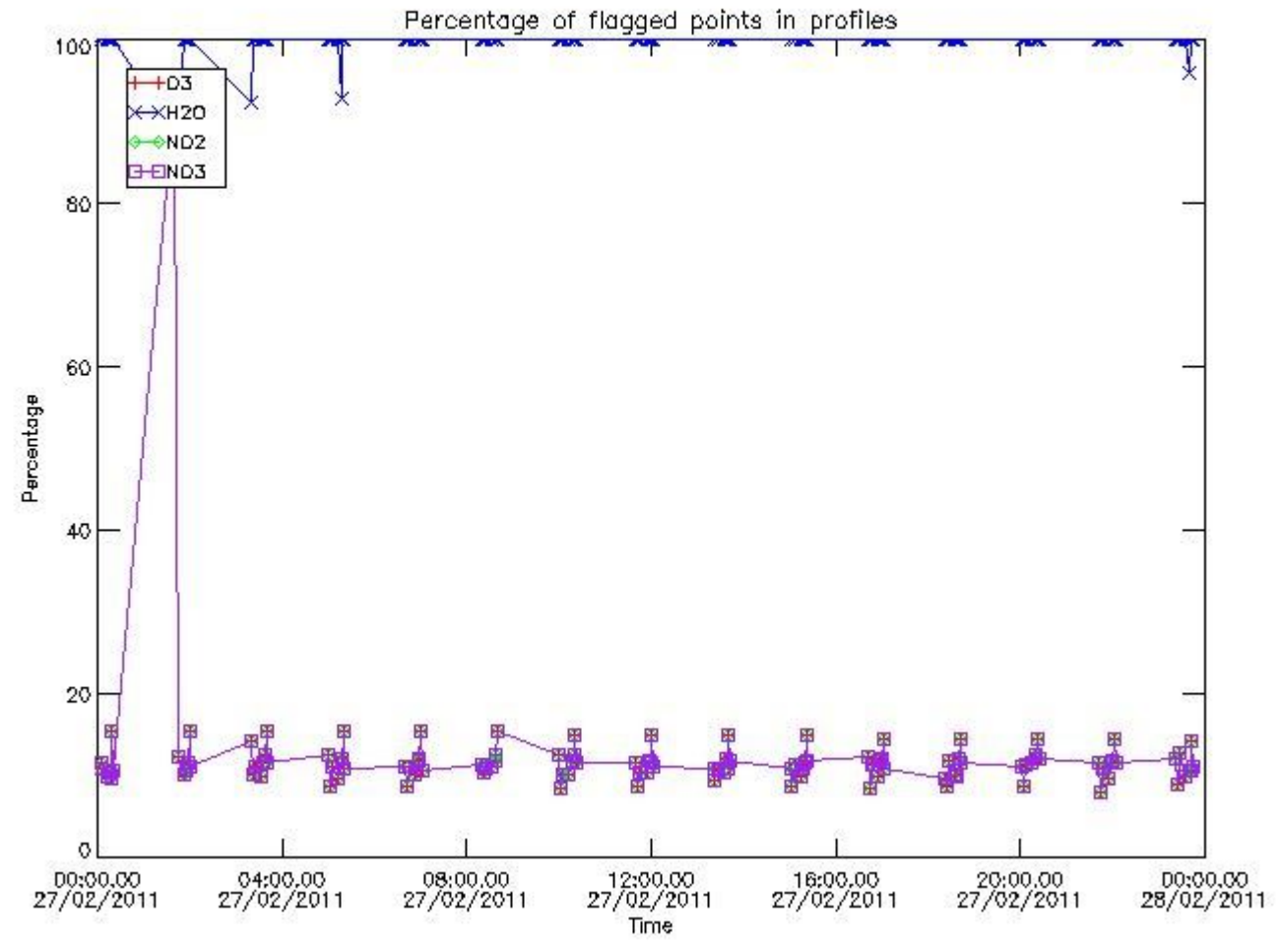
220	GOM_NL__2PRFIN20110227_191941_000000423100_00042_47039_1074.N1	27-FEB-2011 19:19:41	Bright	42.000	82	48Bet UMa	2.3650	10600.	84	47039	No
221	GOM_NL__2PRFIN20110227_192418_000000513100_00042_47039_1075.N1	27-FEB-2011 19:24:18	Bright	51.000	32	77Eps UMa	1.7630	11000.	102	47039	No
222	GOM_NL__2PRFIN20110227_192807_000000433100_00042_47039_1076.N1	27-FEB-2011 19:28:07	Bright	42.500	60	7Bet UMi	2.0810	3950.0	85	47039	No
223	GOM_NL__2PRFIN20110227_193248_000000483100_00042_47039_1077.N1	27-FEB-2011 19:32:48	Bright	48.000	119	14Eta Dra	2.7270	4700.0	96	47039	No
224	GOM_NL__2PRFIN20110227_193708_000000463100_00042_47039_1078.N1	27-FEB-2011 19:37:08	Bright	46.000	130	23Bet Dra	2.7990	5800.0	92	47039	No
225	GOM_NL__2PRFIN20110227_194208_000000453100_00042_47039_1079.N1	27-FEB-2011 19:42:08	Bright	44.500	5	3Alp Lyr	0.033000	11000.	89	47039	No
226	GOM_NL__2PRFIN20110227_194938_000000383100_00042_47039_1080.N1	27-FEB-2011 19:49:38	Bright	38.000	168	17Zet Aql	2.9860	11000.	76	47039	No
227	GOM_NL__2PRFIN20110227_195519_000000623100_00042_47039_1081.N1	27-FEB-2011 19:55:19	Straylight	61.500	126	60Bet Oph	2.7700	4250.0	123	47039	No
228	GOM_NL__2PRFIN20110227_200153_000000463100_00042_47039_1082.N1	27-FEB-2011 20:01:53	Dark	45.500	137	22Lam Sgr	2.8240	4400.0	91	47039	No
229	GOM_NL__2PRFIN20110227_200353_000000583100_00042_47039_1083.N1	27-FEB-2011 20:03:53	Dark	58.000	86	35Eta Oph	2.4300	10200.	116	47039	No
230	GOM_NL__2PRFIN20110227_200701_000000453100_00042_47039_1084.N1	27-FEB-2011 20:07:01	Dark	45.000	25	35Lam Sco	1.6200	28000.	90	47039	No
231	GOM_NL__2PRFIN20110227_201456_000000483100_00043_47040_1095.N1	27-FEB-2011 20:14:56	Dark	48.000	131	Gam Lup	2.8000	26000.	96	47040	No
232	GOM_NL__2PRFIN20110227_201840_000000433100_00043_47040_1096.N1	27-FEB-2011 20:18:40	Dark	42.500	10	Bet Cen	0.61000	28000.	85	47040	No
233	GOM_NL__2PRFIN20110227_202025_000000453100_00043_47040_1097.N1	27-FEB-2011 20:20:25	Dark	44.500	77	Eps Cen	2.3030	28000.	89	47040	No
234	GOM_NL__2PRFIN20110227_202211_000000353100_00043_47040_1098.N1	27-FEB-2011 20:22:11	Dark	35.000	54	5The Cen	2.0550	4500.0	70	47040	No
235	GOM_NL__2PRFIN20110227_202339_000000423100_00043_47040_1099.N1	27-FEB-2011 20:23:39	Dark	42.000	64	Gam Cen	2.2000	10600.	84	47040	No
236	GOM_NL__2PRFIN20110227_204536_000000443100_00043_47040_1100.N1	27-FEB-2011 20:45:36	Bright	43.500	22	32Alp Leo	1.3600	15200.	87	47040	No
237	GOM_NL__2PRFIN20110227_204814_000000453100_00043_47040_1101.N1	27-FEB-2011 20:48:14	Bright	45.000	51	41Gam1Leo	2.0100	4500.0	90	47040	No
238	GOM_NL__2PRFIN20110227_205712_000000473100_00043_47040_1102.N1	27-FEB-2011 20:57:12	Bright	47.000	174	52Psi UMa	3.0040	4400.0	94	47040	No
239	GOM_NL__2PRFIN20110227_205954_000000433100_00043_47040_1103.N1	27-FEB-2011 20:59:54	Bright	42.500	82	48Bet UMa	2.3650	10600.	85	47040	No
240	GOM_NL__2PRFIN20110227_210432_000000513100_00043_47040_1104.N1	27-FEB-2011 21:04:32	Bright	50.500	32	77Eps UMa	1.7630	11000.	101	47040	No
241	GOM_NL__2PRFIN20110227_210820_000000423100_00043_47040_1105.N1	27-FEB-2011 21:08:20	Bright	42.000	60	7Bet UMi	2.0810	3950.0	84	47040	No
242	GOM_NL__2PRFIN20110227_211302_000000433100_00043_47040_1106.N1	27-FEB-2011 21:13:02	Bright	43.000	119	14Eta Dra	2.7270	4700.0	86	47040	No
243	GOM_NL__2PRFIN20110227_211722_000000433100_00043_47040_1107.N1	27-FEB-2011 21:17:22	Bright	43.000	130	23Bet Dra	2.7990	5800.0	86	47040	No
244	GOM_NL__2PRFIN20110227_212222_000000413100_00043_47040_1108.N1	27-FEB-2011 21:22:22	Bright	41.000	5	3Alp Lyr	0.033000	11000.	82	47040	No
245	GOM_NL__2PRFIN20110227_212953_000000393100_00043_47040_1109.N1	27-FEB-2011 21:29:53	Bright	38.500	168	17Zet Aql	2.9860	11000.	77	47040	No
246	GOM_NL__2PRFIN20110227_213534_000000623100_00043_47040_1110.N1	27-FEB-2011 21:35:34	Straylight	61.500	126	60Bet Oph	2.7700	4250.0	123	47040	No
247	GOM_NL__2PRFIN20110227_214207_000000453100_00043_47040_1111.N1	27-FEB-2011 21:42:07	Dark	44.500	137	22Lam Sgr	2.8240	4400.0	89	47040	No
248	GOM_NL__2PRFIN20110227_214408_000000643100_00043_47040_1112.N1	27-FEB-2011 21:44:08	Dark	63.500	86	35Eta Oph	2.4300	10200.	127	47040	No
249	GOM_NL__2PRFIN20110227_214716_000000473100_00043_47040_1113.N1	27-FEB-2011 21:47:16	Dark	46.500	25	35Lam Sco	1.6200	28000.	93	47040	No
250	GOM_NL__2PRFIN20110227_215511_000000543100_00044_47041_1119.N1	27-FEB-2011 21:55:11	Dark	53.500	131	Gam Lup	2.8000	26000.	107	47041	No
251	GOM_NL__2PRFIN20110227_215854_000000443100_00044_47041_1120.N1	27-FEB-2011 21:58:54	Dark	43.500	10	Bet Cen	0.61000	28000.	87	47041	No
252	GOM_NL__2PRFIN20110227_220039_000000453100_00044_47041_1121.N1	27-FEB-2011 22:00:39	Dark	44.500	77	Eps Cen	2.3030	28000.	89	47041	No
253	GOM_NL__2PRFIN20110227_220226_000000353100_00044_47041_1122.N1	27-FEB-2011 22:02:26	Dark	35.000	54	5The Cen	2.0550	4500.0	70	47041	No
254	GOM_NL__2PRFIN20110227_220353_000000443100_00044_47041_1123.N1	27-FEB-2011 22:03:53	Dark	44.000	64	Gam Cen	2.2000	10600.	88	47041	No
255	GOM_NL__2PRFIN20110227_222549_000000423100_00044_47041_1124.N1	27-FEB-2011 22:25:49	Bright	42.000	22	32Alp Leo	1.3600	15200.	84	47041	No
256	GOM_NL__2PRFIN20110227_222827_000000443100_00044_47041_1125.N1	27-FEB-2011 22:28:27	Bright	44.000	51	41Gam1Leo	2.0100	4500.0	88	47041	No
257	GOM_NL__2PRFIN20110227_223725_000000453100_00044_47041_1126.N1	27-FEB-2011 22:37:25	Bright	45.000	174	52Psi UMa	3.0040	4400.0	90	47041	No
258	GOM_NL__2PRFIN20110227_224008_000000433100_00044_47041_1127.N1	27-FEB-2011 22:40:08	Bright	42.500	82	48Bet UMa	2.3650	10600.	85	47041	No
259	GOM_NL__2PRFIN20110227_224444_000000503100_00044_47041_1128.N1	27-FEB-2011 22:44:44	Bright	50.000	32	77Eps UMa	1.7630	11000.	100	47041	No
260	GOM_NL__2PRFIN20110227_224834_000000413100_00044_47041_1129.N1	27-FEB-2011 22:48:34	Bright	41.000	60	7Bet UMi	2.0810	3950.0	82	47041	No
261	GOM_NL__2PRFIN20110227_225315_000000473100_00044_47041_1130.N1	27-FEB-2011 22:53:15	Bright	47.000	119	14Eta Dra	2.7270	4700.0	94	47041	No
262	GOM_NL__2PRFIN20110227_225736_000000443100_00044_47041_1131.N1	27-FEB-2011 22:57:36	Bright	44.000	130	23Bet Dra	2.7990	5800.0	88	47041	No
263	GOM_NL__2PRFIN20110227_230236_000000443100_00044_47041_1132.N1	27-FEB-2011 23:02:36	Bright	44.000	5	3Alp Lyr	0.033000	11000.	88	47041	No
264	GOM_NL__2PRFIN20110227_231007_000000393100_00044_47041_1133.N1	27-FEB-2011 23:10:07	Bright	38.500	168	17Zet Aql	2.9860	11000.	77	47041	No
265	GOM_NL__2PRFIN20110227_231549_000000663100_00044_47041_1134.N1	27-FEB-2011 23:15:49	Straylight	66.000	126	60Bet Oph	2.7700	4250.0	132	47041	No
266	GOM_NL__2PRFIN20110227_232222_000000433100_00044_47041_1135.N1	27-FEB-2011 23:22:22	Dark	42.500	137	22Lam Sgr	2.8240	4400.0	85	47041	No
267	GOM_NL__2PRFIN20110227_232423_000000583100_00044_47041_1136.N1	27-FEB-2011 23:24:23	Dark	57.500	86	35Eta Oph	2.4300	10200.	115	47041	No
268	GOM_NL__2PRFIN20110227_232731_000000483100_00044_47041_1137.N1	27-FEB-2011 23:27:31	Dark	47.500	25	35Lam Sco	1.6200	28000.	95	47041	No
269	GOM_NL__2PRFIN20110227_233526_000000523100_00045_47042_1130.N1	27-FEB-2011 23:35:26	Dark	52.000	131	Gam Lup	2.8000	26000.	104	47042	No
270	GOM_NL__2PRFIN20110227_233908_000000483100_00045_47042_1131.N1	27-FEB-2011 23:39:08	Dark	48.000	10	Bet Cen	0.61000	28000.	96	47042	No
271	GOM_NL__2PRFIN20110227_234054_000000483100_00045_47042_1132.N1	27-FEB-2011 23:40:54	Dark	48.000	77	Eps Cen	2.3030	28000.	96	47042	No
272	GOM_NL__2PRFIN20110227_234241_000000363100_00045_47042_1133.N1	27-FEB-2011 23:42:41	Dark	36.000	54	5The Cen	2.0550	4500.0	72	47042	No
273	GOM_NL__2PRFIN20110227_234408_000000463100_00045_47042_1134.N1	27-FEB-2011 23:44:08	Dark	46.000	64	Gam Cen	2.2000	10600.	92	47042	No

### 3. Quality information per product

In this section it is plotted some information contained in the Quality Summary data set of

the level 2 products. Only products in dark limb conditions and without errors (error flag in the MPH set to "0") are used.

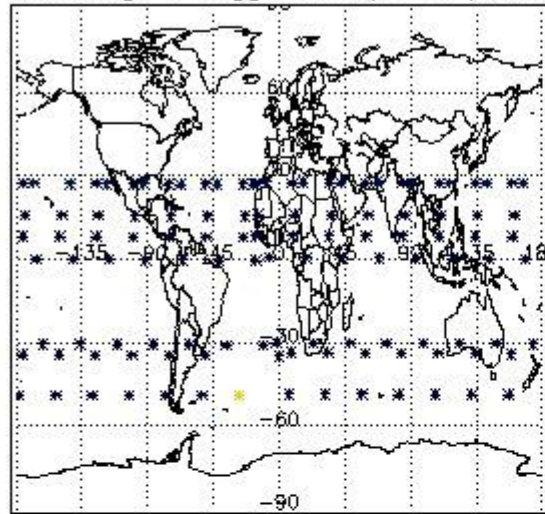
### 3.1 Plot quality information per product (time dependant)



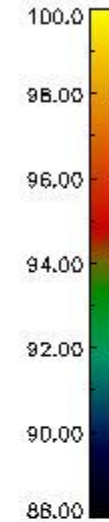
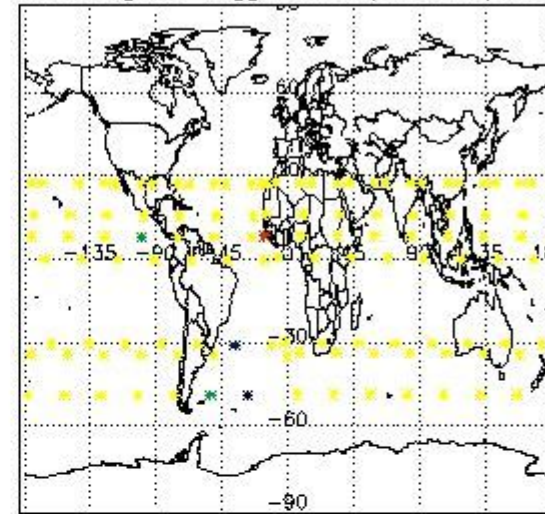
### 3.2 Plot quality information per product (world map)



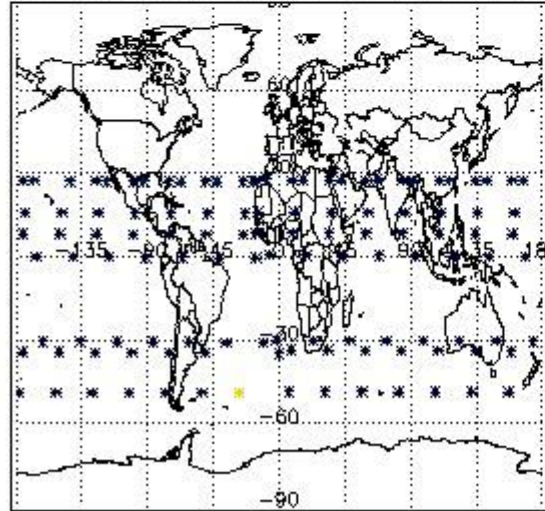
Percentage of flagged data per O3 profile



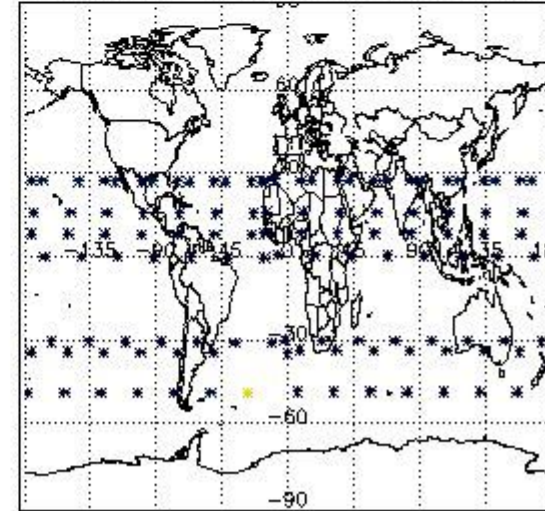
Percentage of flagged data per H2O profile



Percentage of flagged data per NO2 profile



Percentage of flagged data per NO3 profile



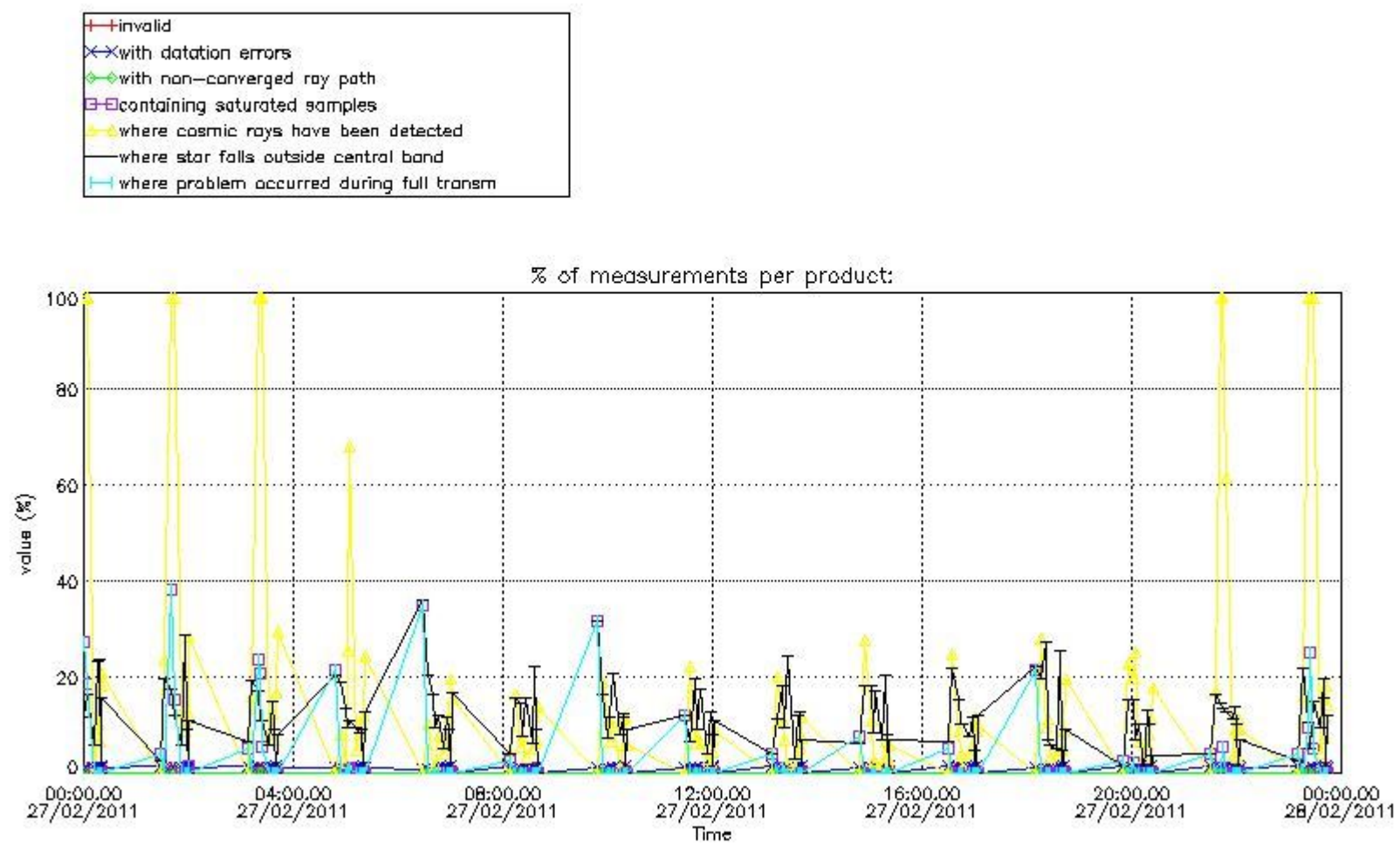
#### 4. Level 1 quality information per product

In this section it is plotted some information contained in the Quality Summary data set of the level 2 products that comes from the level 1b processing. Products without errors (error flag in the MPH set to "0") are used.

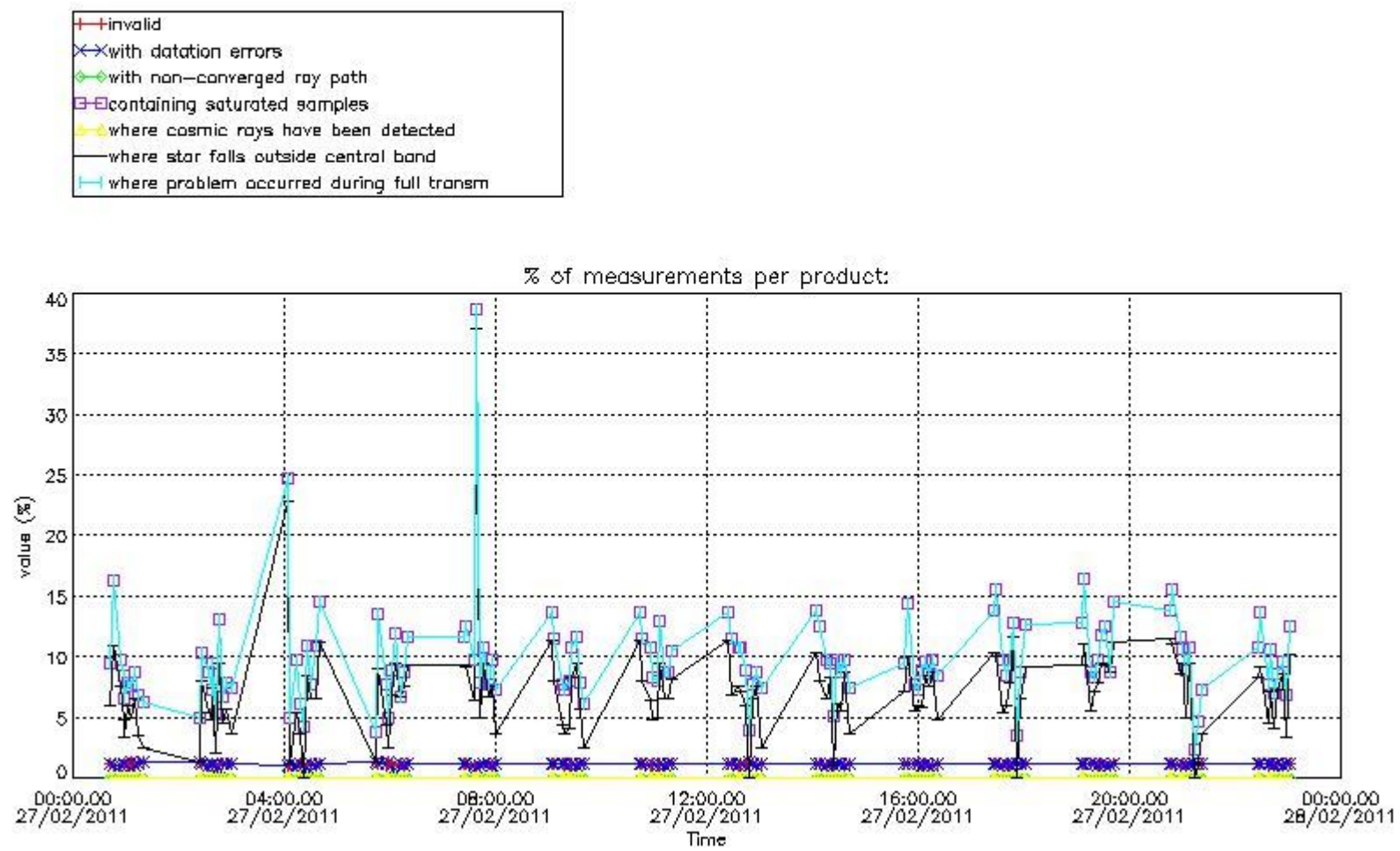
##### 4.1 Plot quality information per product (time dependant) coming from level 1b processing

###### 4.1.1 Plot level 1 quality information per product (time dependant): ENVISAT ASCENDING passes





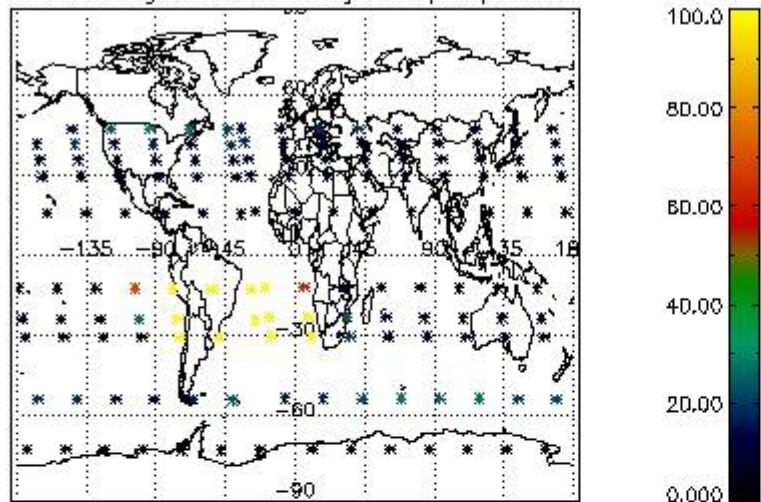
4.1.2 Plot level 1 quality information per product (time dependant): ENVI SAT DESCENDING passes



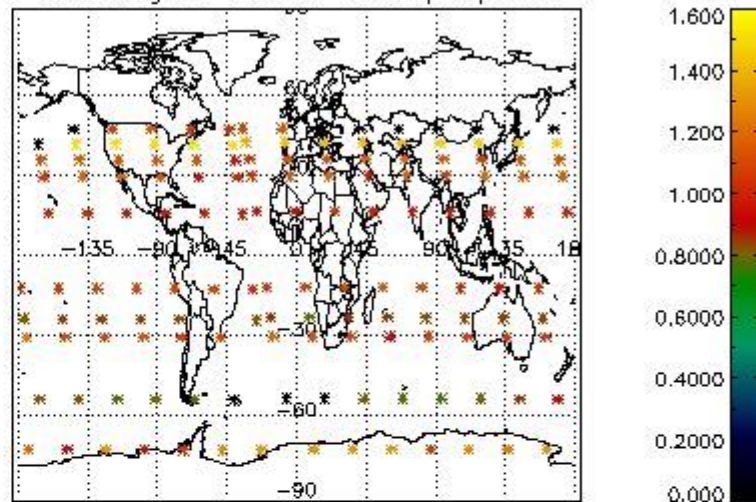
#### 4.2 Plot quality information per product coming from level 1b processing (world map)

##### 4.2.1 Plot level 1 quality information per product (world map): ENVISAT ASCENDING passes

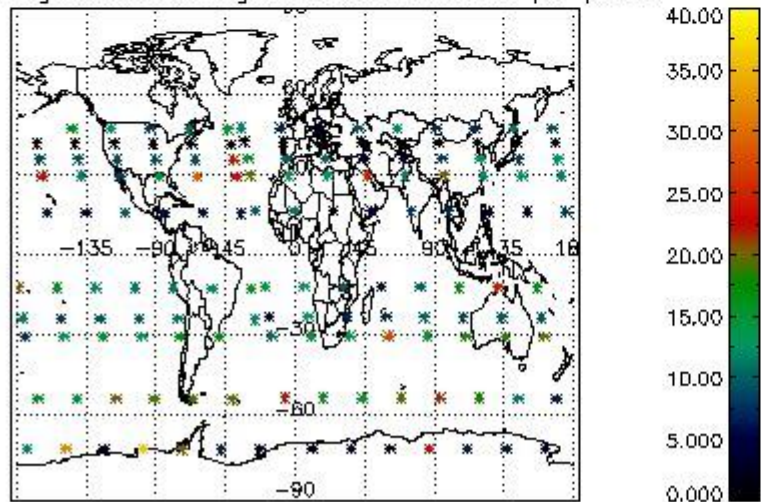
Percentage of cosmic ray hits per profile



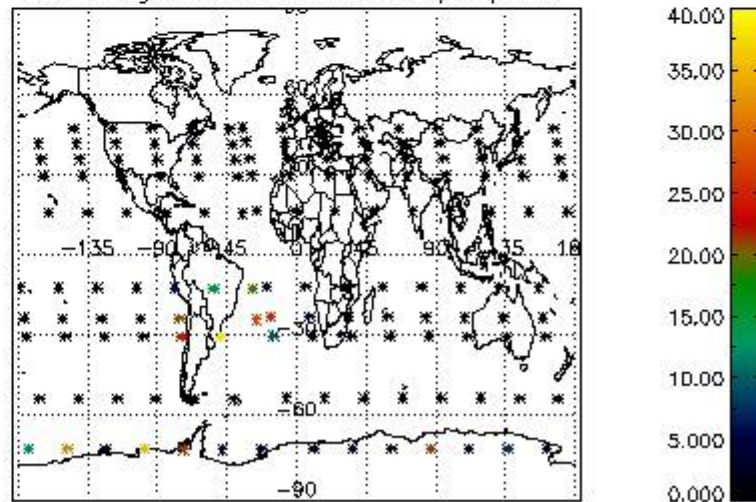
Percentage of datation errors per profile



Percentage of star falling outside central band per profile

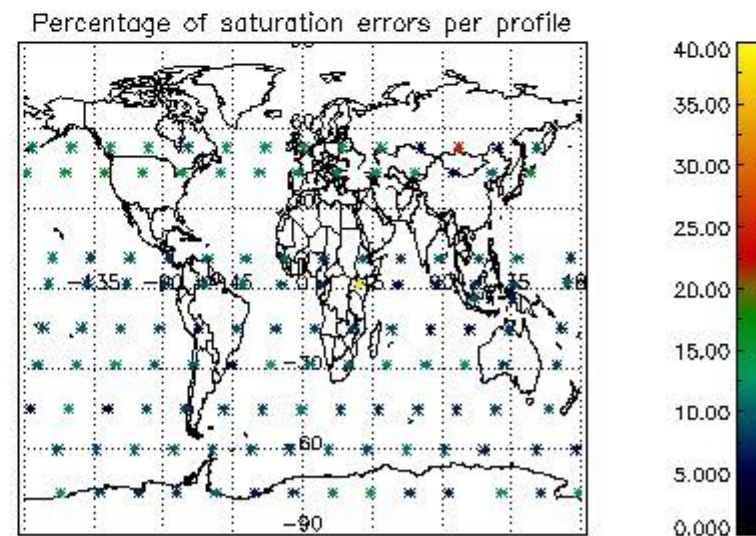
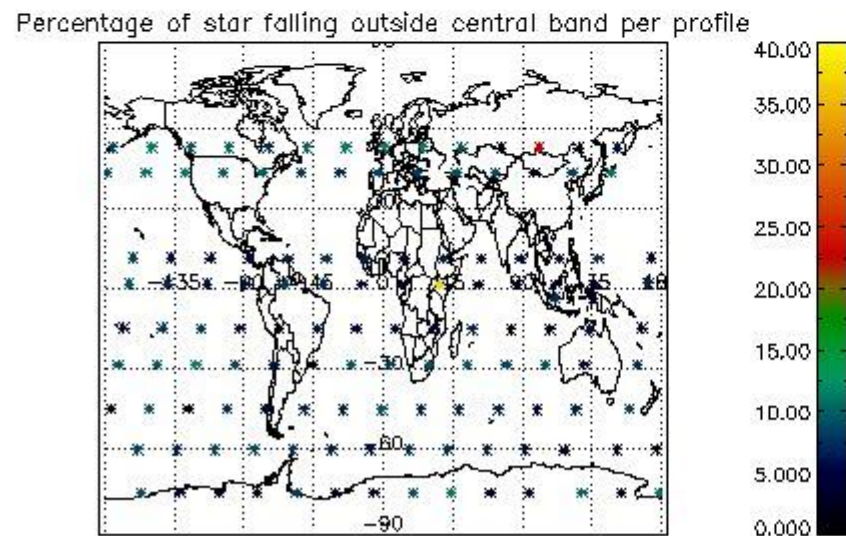
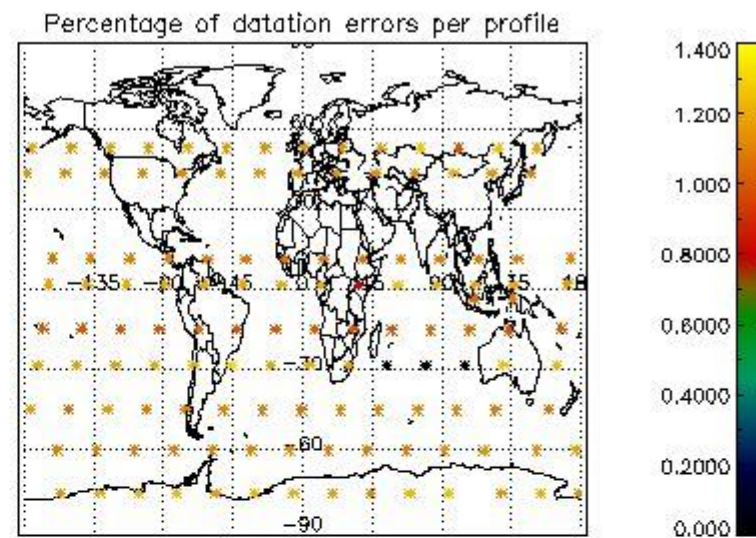
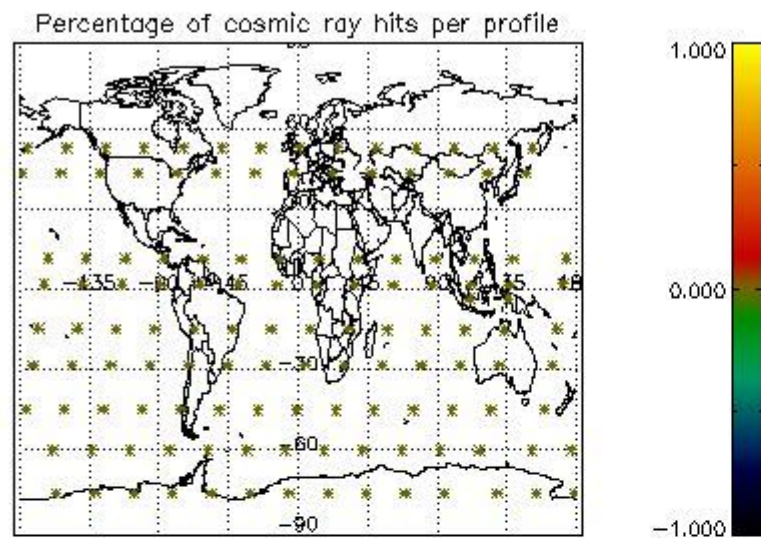


Percentage of saturation errors per profile



4.2.2 Plot level 1 quality information per product (world map): ENVISAT DESCENDING passes





## 5. Trace gas profiles

### 5.1 Ozone statistics based on quality of products

The final quality of the products can be "measured" using the STD (Standard Deviation) attached to every point profile. This information is written to the parameter GOM\_NL\_\_2P/NL\_LOCAL\_SPECIES\_DENSITY/o3\_std of the level 2 products. The table below shows the statistics for given STD ranges.

The statistics are given with respect to the overall valid production:

- Products without fatal errors: GOM\_NL\_\_2P/MPH/PRODUCT\_ERR=0
- Valid point profile: GOM\_NL\_\_2P/NL\_LOCAL\_SPECIES\_DENSITY/pcd(0)=0

The 'Criteria' is applied to valid points of dark limb products:

- Products in dark limb illumination condition: GOM\_NL\_\_2P/NL\_SUMMARY\_QUALITY/obs\_ill\_cond=0
- Products without fatal errors: GOM\_NL\_\_2P/MPH/PRODUCT\_ERR=0
- Valid point profile: GOM\_NL\_\_2P/NL\_LOCAL\_SPECIES\_DENSITY/pcd(0)=0

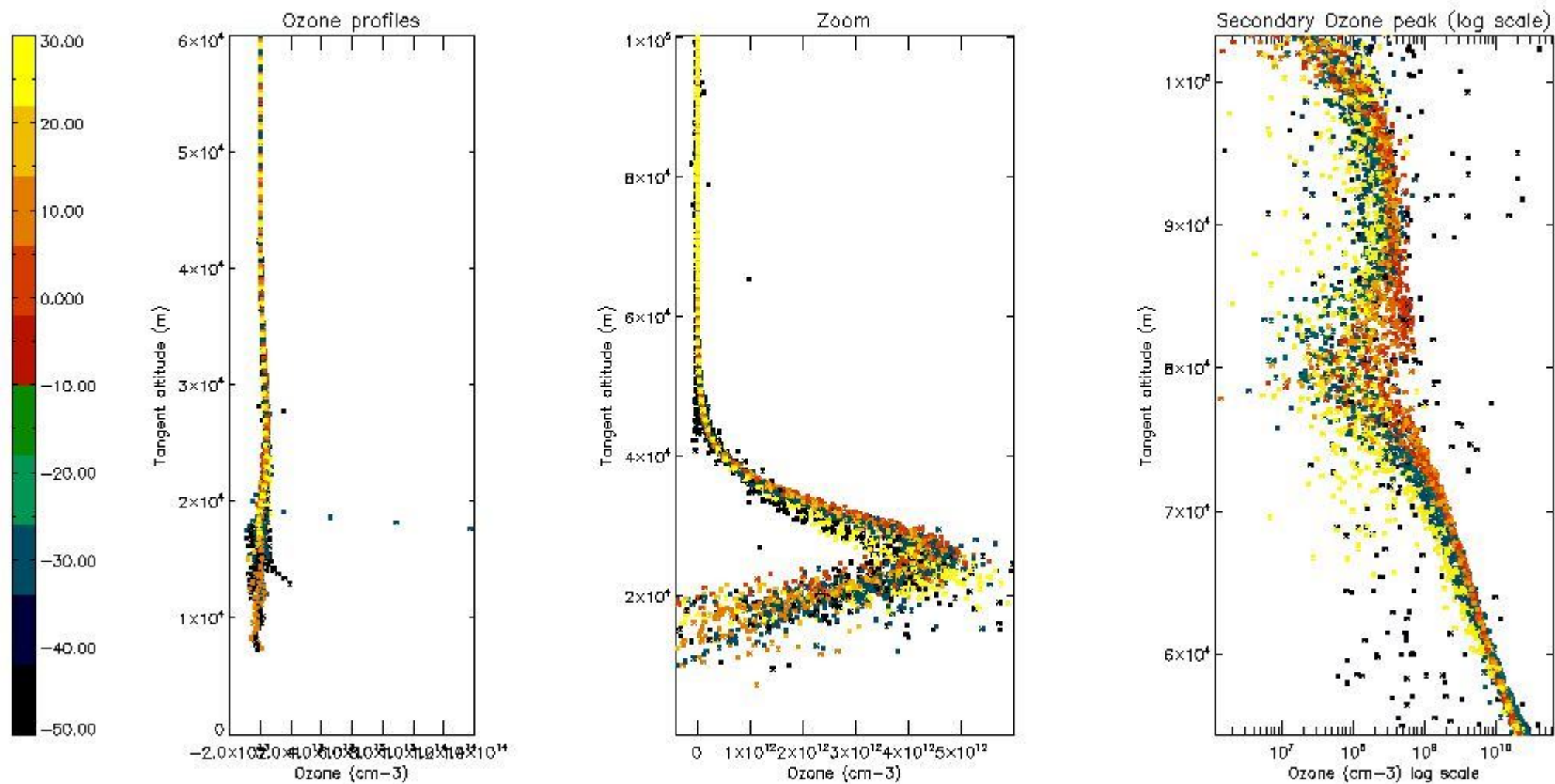
So, the table below shows the percentage of dark limb and valid observations for each criteria with respect to the overall valid daily observations.

Criteria	% of total production
All STD	44
STD < 20	23

STD < 10	18
STD < 5	12

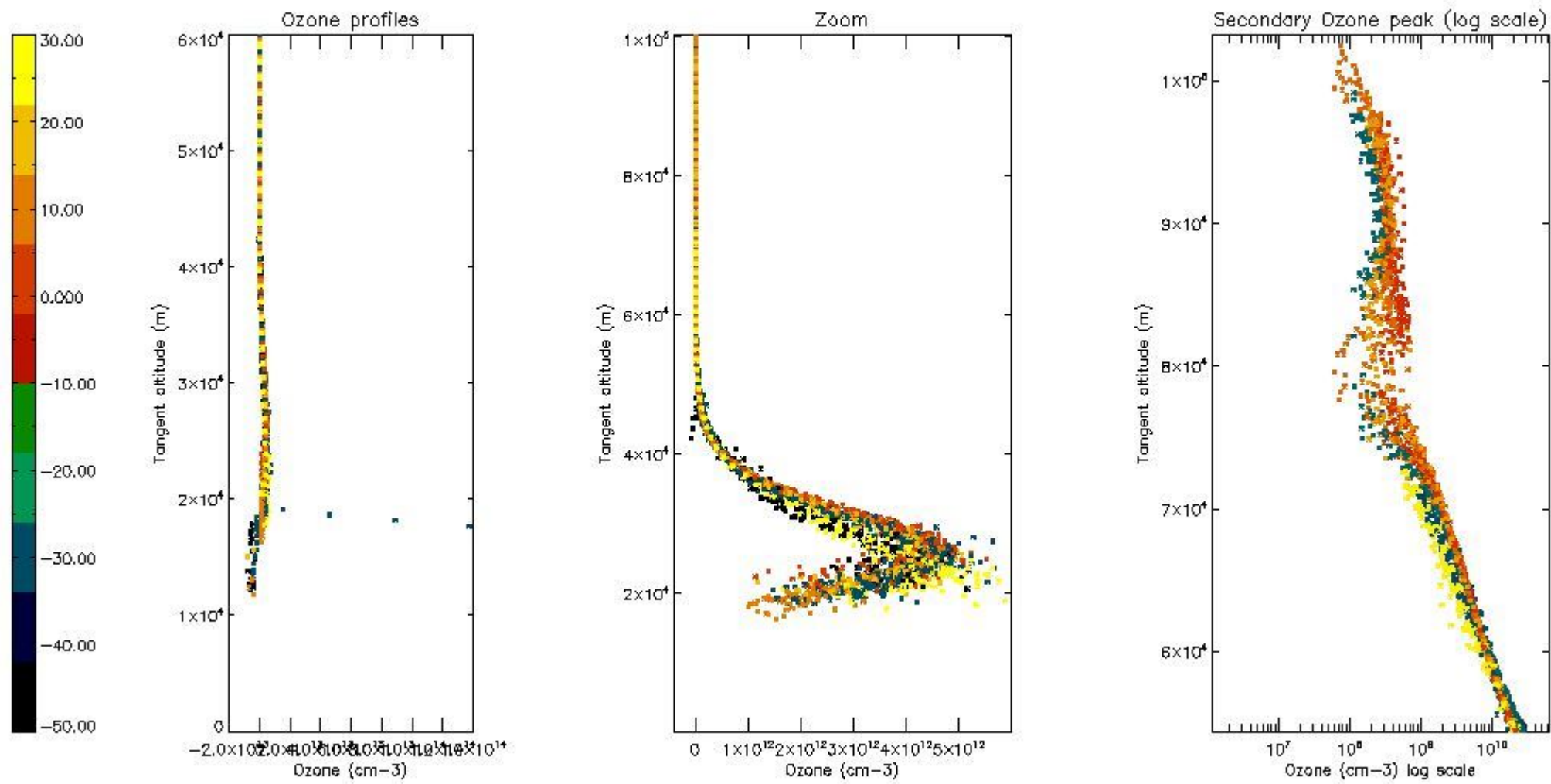
5.2 Plot ozone profiles for all STD (dark without errors)

The colorbar represents the latitude.



5.3 Plot ozone profiles where STD < 20% (dark without errors)

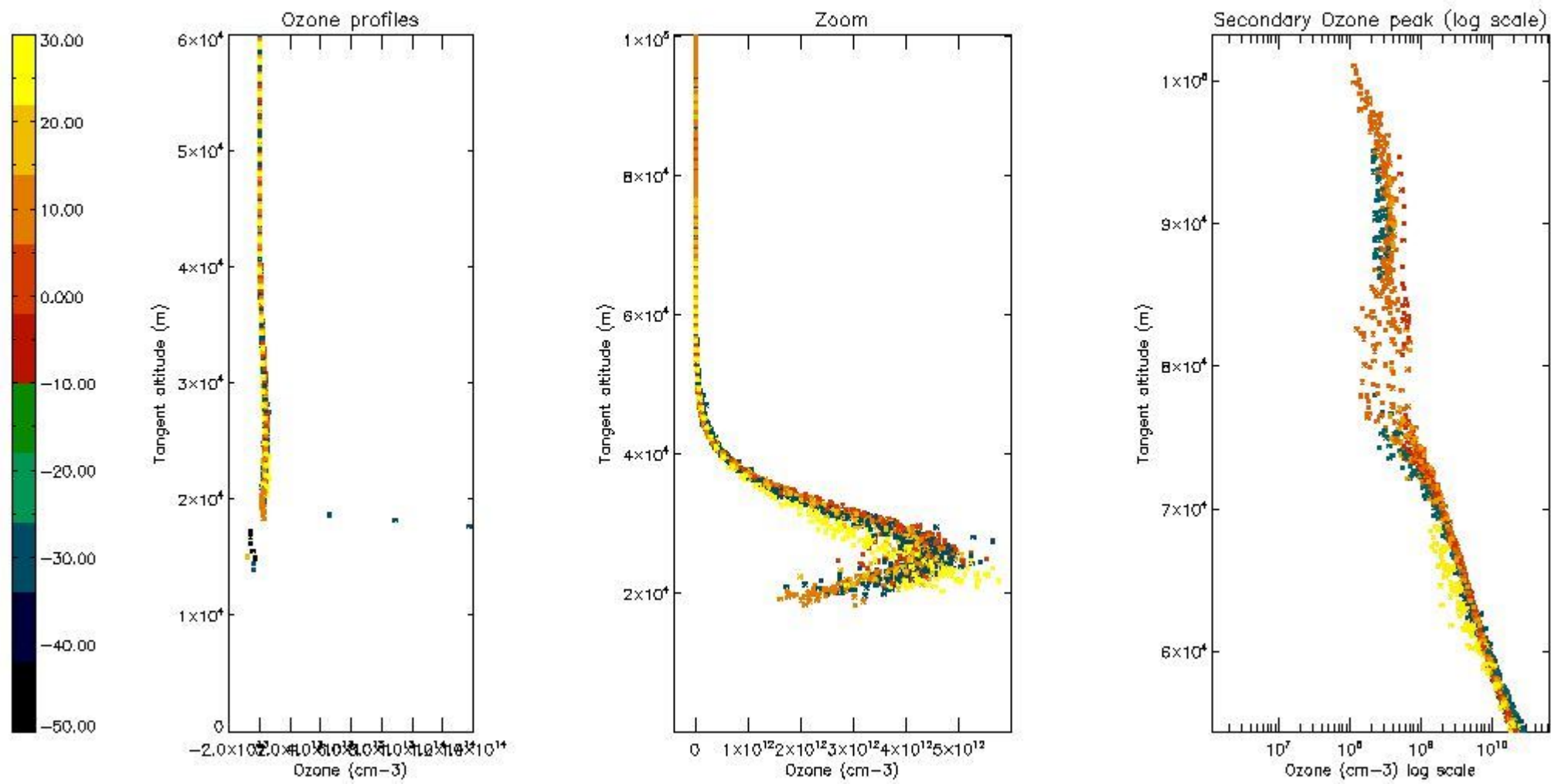
The colorbar represents the latitude.



5.4 Plot ozone profiles where STD < 10% (dark without errors)

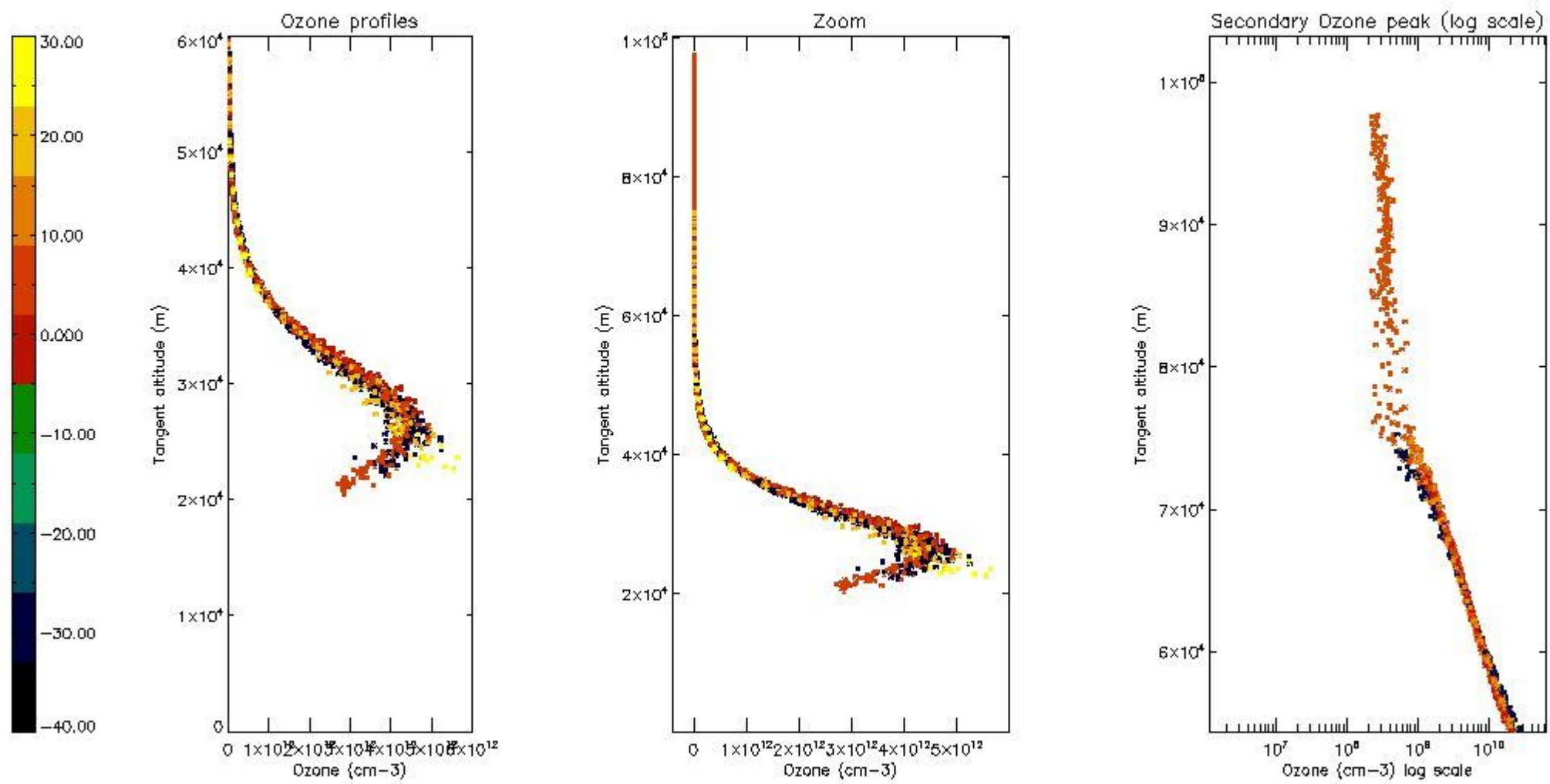
The colorbar represents the latitude.





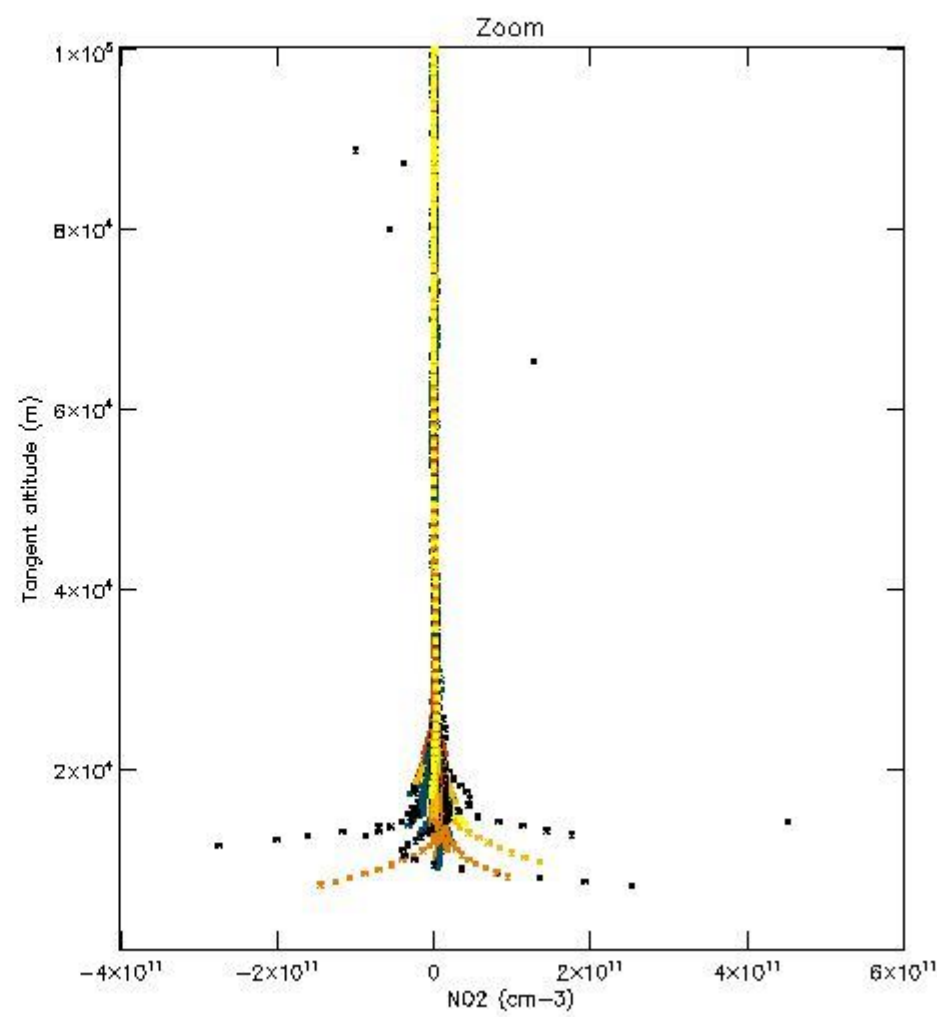
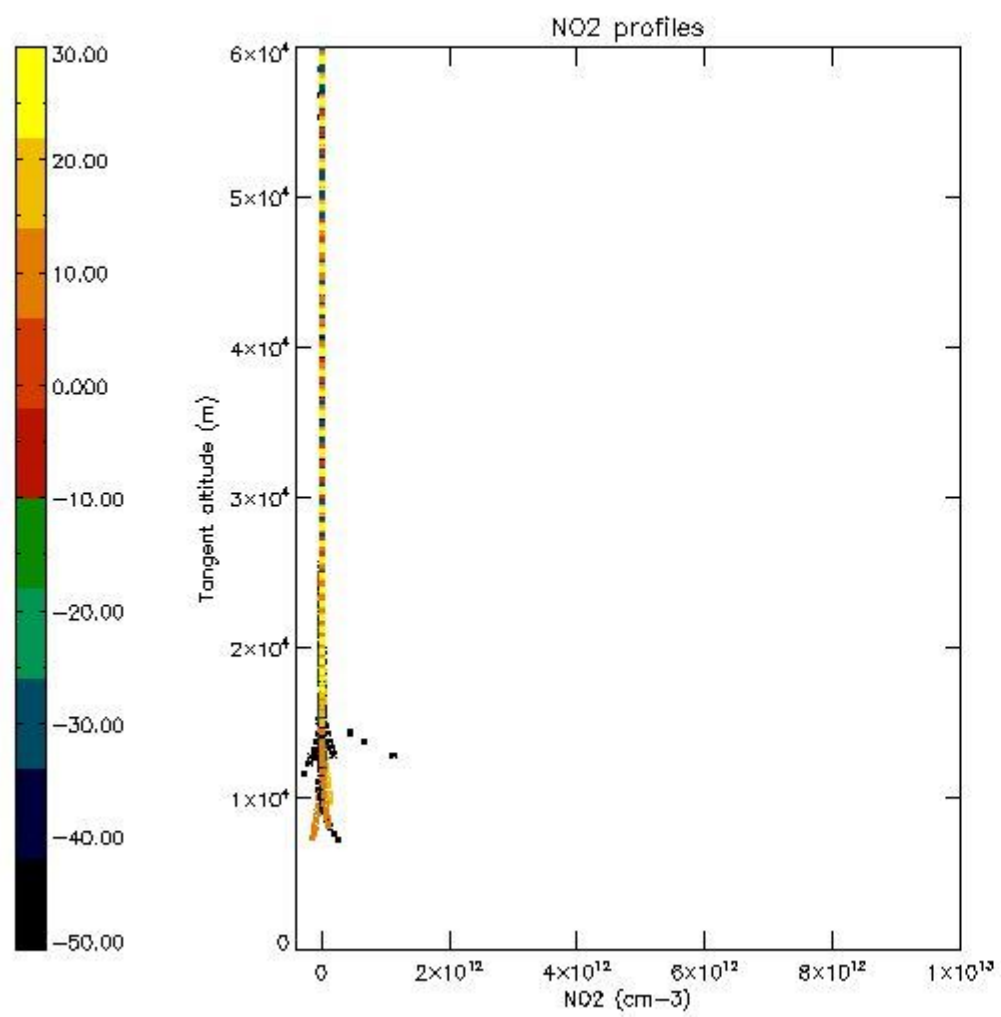
*5.5 Plot ozone profiles where STD < 5% (dark without errors)*

The colorbar represents the latitude.



*5.6 Plot NO<sub>2</sub> profiles for all STD (dark without errors)*

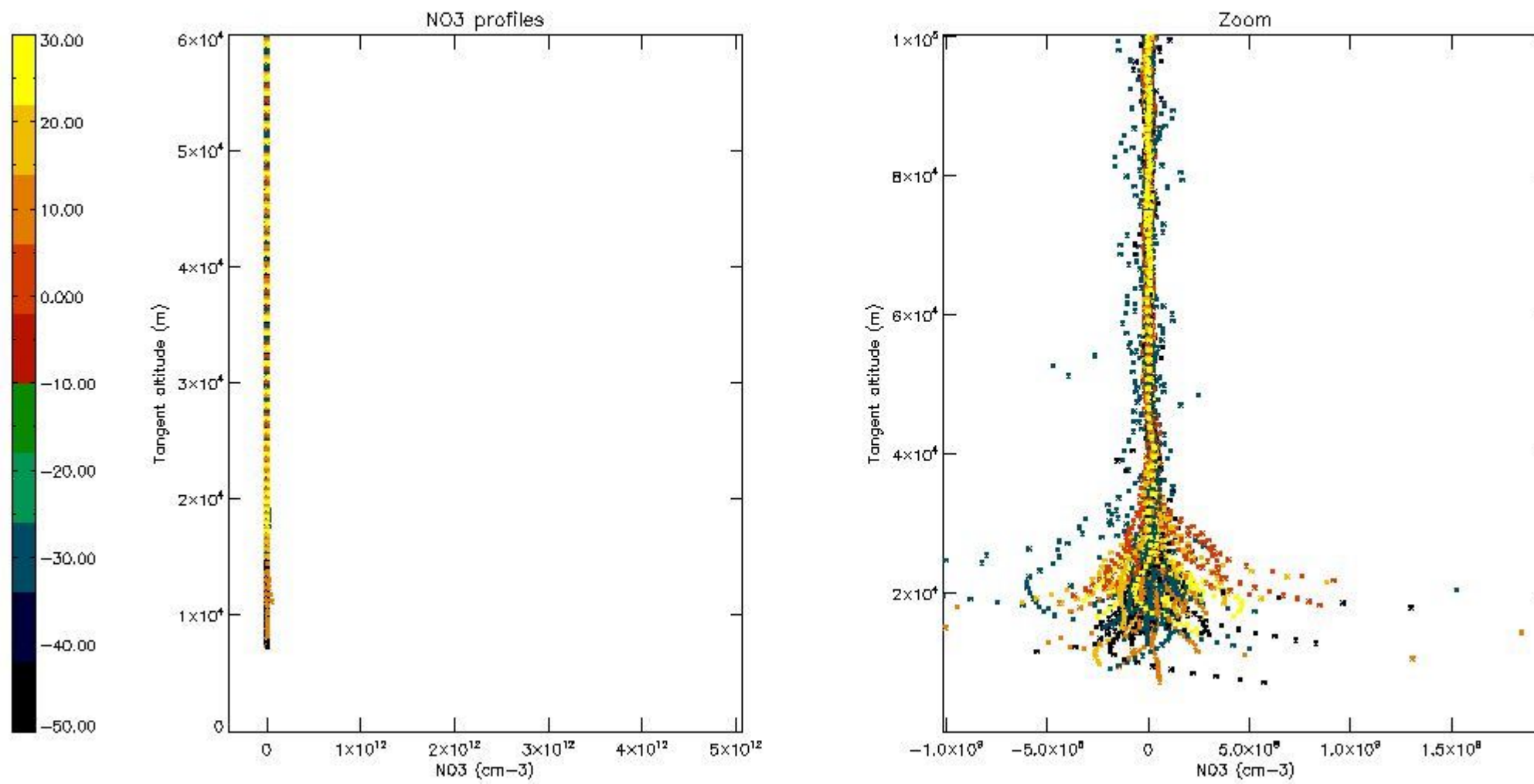
The colorbar represents the latitude.



*5.7 Plot NO3 profiles for all STD (dark without errors)*

The colorbar represents the latitude.





## 6. Auxiliary Data Files used for the production reported in section 2

The number reported in the third column indicates since which file (see list in section 2) the corresponding auxiliary file has been used. The fourth column is the date of those product files.

Type	Auxiliary Filename	Used since product	Used since product date
INST_PHYS_CHARACTERISTICS	GOM_INS_AXVIEC20091111_143220_20030716_120000_20500101_000000	1	27-FEB-2011 00:00:48
LEVEL-2_PROC_CONFIG	GOM_PR2_AXVIEC20091111_152718_20020301_000000_20500101_000000	1	27-FEB-2011 00:00:48
CROSS_SECTIONS_FILE	GOM_CRS_AXVIEC20091111_154832_20020301_000000_20500101_000000	1	27-FEB-2011 00:00:48

# GOMOS Level 2 Daily Report

## SUMMARY

### [1. General Info](#)

### [2. Summary of processed GOM\\_NL\\_2P products](#)

### [3. Level 2 Quality information per product](#)

#### [3.1 Plot of level 2 quality information per product \(time dependant\)](#)

#### [3.2 Plot of level 2 quality information per product \(world map\)](#)

### [4. Level 1 Quality information per product \(stored on level 2 products\)](#)

#### [4.1 Plot of level 1 quality information per product \(time dependant\)](#)

##### [4.1.1 Plot of level 1 quality information per product \(time dependant\): ASCENDING](#)

##### [4.1.2 Plot of level 1 quality information per product \(time dependant\): DESCENDING](#)

#### [4.2 Plot of level 1 quality information per product \(world map\)](#)

##### [4.2.1 Plot of level 1 quality information per product \(world map\): ASCENDING](#)

##### [4.2.2 Plot of level 1 quality information per product \(world map\): DESCENDING](#)

### [5. Ozone profiles based on quality statistics and other trace gas profiles](#)

#### [5.1 Ozone statistics based on quality of products](#)

#### [5.2 Plot ozone profiles for all STD \(dark without errors\)](#)

#### [5.3 Plot ozone profiles where STD < 20% \(dark without errors\)](#)

#### [5.4. Plot ozone profiles where STD < 10% \(dark without errors\)](#)

#### [5.5. Plot ozone profiles where STD < 5% \(dark without errors\)](#)

#### [5.6 Plot NO2 profiles for all STD \(dark without errors\)](#)

#### [5.7 Plot NO3 profiles for all STD \(dark without errors\)](#)

#### [5.8 Plot H2O profiles \(only for occultations of stars 1,2,3,4,13,14,16,26,63 dark without errors\) for all STD](#)

### [6. Auxiliary Data Files used for the production reported in section 2](#)

This report presents the daily analysis on parameters extracted from GOMOS level 2 data (GOM\_NL\_\_2P). It is intended to monitor some important parameters that will impact the quality of these products. A list of level 2 products (and content) that have arrived during the reporting day to the PCF is also given.

Item	Value
Time of report generation	24APR2013 10:44:52
Data source version	GOMOS/6.01
Start time of products	27-02-2011 (27FEB2011 00:00:00)
Stop time of products	28-02-2011 (28FEB2011 00:00:00)
Store outputs in DB	Yes
Nb of level 2 prods	273
Nb of prods with errors	0

## 2. Summary of processed GOM\_NL\_\_2P products.

Nr	Filename	UTC Start time	Limb	Duration	Star Id	Star Name	Star Mag	Star Temp	Nb Meas	Orbit	Prod. error
1	GOM_NL__2PRFIN20110227_000048_000000613100_00030_47027_0718.N1	27-FEB-2011 00:00:48	Dark	60.500	86	35Eta Oph	2.4300	10200.	121	47027	No
2	GOM_NL__2PRFIN20110227_000403_000000493100_00030_47027_0719.N1	27-FEB-2011 00:04:03	Dark	48.500	25	35Lam Sco	1.6200	28000.	97	47027	No
3	GOM_NL__2PRFIN20110227_001153_000000513100_00031_47028_0710.N1	27-FEB-2011 00:11:53	Dark	51.000	131	Gam Lup	2.8000	26000.	102	47028	No
4	GOM_NL__2PRFIN20110227_001544_000000503100_00031_47028_0711.N1	27-FEB-2011 00:15:44	Dark	49.500	10	Bet Cen	0.61000	28000.	99	47028	No
5	GOM_NL__2PRFIN20110227_001728_000000533100_00031_47028_0712.N1	27-FEB-2011 00:17:28	Dark	52.500	77	Eps Cen	2.3030	28000.	105	47028	No
6	GOM_NL__2PRFIN20110227_001908_000000333100_00031_47028_0713.N1	27-FEB-2011 00:19:08	Dark	33.000	54	5The Cen	2.0550	4500.0	66	47028	No
7	GOM_NL__2PRFIN20110227_002043_000000483100_00031_47028_0714.N1	27-FEB-2011 00:20:43	Dark	48.000	64	Gam Cen	2.2000	10600.	96	47028	No
8	GOM_NL__2PRFIN20110227_004249_000000423100_00031_47028_0715.N1	27-FEB-2011 00:42:49	Bright	42.000	22	32Alp Leo	1.3600	15200.	84	47028	No
9	GOM_NL__2PRFIN20110227_004530_000000463100_00031_47028_0716.N1	27-FEB-2011 00:45:30	Bright	46.000	51	41Gam1Leo	2.0100	4500.0	92	47028	No
10	GOM_NL__2PRFIN20110227_005432_000000463100_00031_47028_0717.N1	27-FEB-2011 00:54:32	Bright	46.000	174	52Psi UMa	3.0040	4400.0	92	47028	No
11	GOM_NL__2PRFIN20110227_005712_000000423100_00031_47028_0718.N1	27-FEB-2011 00:57:12	Bright	41.500	82	48Bet UMa	2.3650	10600.	83	47028	No
12	GOM_NL__2PRFIN20110227_005835_000000463100_00031_47028_0719.N1	27-FEB-2011 00:58:35	Bright	45.500	87	64Gam UMa	2.4330	11000.	91	47028	No
13	GOM_NL__2PRFIN20110227_010154_000000513100_00031_47028_0720.N1	27-FEB-2011 01:01:54	Bright	50.500	32	77Eps UMa	1.7630	11000.	101	47028	No
14	GOM_NL__2PRFIN20110227_010536_000000403100_00031_47028_0721.N1	27-FEB-2011 01:05:36	Bright	40.000	60	7Bet UMi	2.0810	3950.0	80	47028	No
15	GOM_NL__2PRFIN20110227_011019_000000463100_00031_47028_0722.N1	27-FEB-2011 01:10:19	Bright	46.000	119	14Eta Dra	2.7270	4700.0	92	47028	No
16	GOM_NL__2PRFIN20110227_011437_000000443100_00031_47028_0723.N1	27-FEB-2011 01:14:37	Bright	43.500	130	23Bet Dra	2.7990	5800.0	87	47028	No
17	GOM_NL__2PRFIN20110227_011933_000000403100_00031_47028_0724.N1	27-FEB-2011 01:19:33	Bright	40.000	5	3Alp Lyr	0.033000	11000.	80	47028	No
18	GOM_NL__2PRFIN20110227_012701_000000383100_00031_47028_0725.N1	27-FEB-2011 01:27:01	Bright	38.000	168	17Zet Aql	2.9860	11000.	76	47028	No
19	GOM_NL__2PRFIN20110227_013236_000000643100_00031_47028_0726.N1	27-FEB-2011 01:32:36	Straylight	63.500	126	60Bet Oph	2.7700	4250.0	127	47028	No
20	GOM_NL__2PRFIN20110227_013912_000000463100_00031_47028_0727.N1	27-FEB-2011 01:39:12	Dark	46.000	137	22Lam Sgr	2.8240	4400.0	92	47028	No
21	GOM_NL__2PRFIN20110227_014418_000000463100_00031_47028_0728.N1	27-FEB-2011 01:44:18	Dark	45.500	25	35Lam Sco	1.6200	28000.	91	47028	No
22	GOM_NL__2PRFIN20110227_015209_000000513100_00032_47029_0722.N1	27-FEB-2011 01:52:09	Dark	50.500	131	Gam Lup	2.8000	26000.	101	47029	No
23	GOM_NL__2PRFIN20110227_015559_000000533100_00032_47029_0723.N1	27-FEB-2011 01:55:59	Dark	52.500	10	Bet Cen	0.61000	28000.	105	47029	No
24	GOM_NL__2PRFIN20110227_015743_000000453100_00032_47029_0724.N1	27-FEB-2011 01:57:43	Dark	44.500	77	Eps Cen	2.3030	28000.	89	47029	No
25	GOM_NL__2PRFIN20110227_015923_000000333100_00032_47029_0725.N1	27-FEB-2011 01:59:23	Dark	33.000	54	5The Cen	2.0550	4500.0	66	47029	No
26	GOM_NL__2PRFIN20110227_020057_000000463100_00032_47029_0726.N1	27-FEB-2011 02:00:57	Dark	46.000	64	Gam Cen	2.2000	10600.	92	47029	No
27	GOM_NL__2PRFIN20110227_022303_000000403100_00032_47029_0727.N1	27-FEB-2011 02:23:03	Bright	40.000	22	32Alp Leo	1.3600	15200.	80	47029	No
28	GOM_NL__2PRFIN20110227_022543_000000443100_00032_47029_0728.N1	27-FEB-2011 02:25:43	Bright	43.500	51	41Gam1Leo	2.0100	4500.0	87	47029	No
29	GOM_NL__2PRFIN20110227_023445_000000463100_00032_47029_0729.N1	27-FEB-2011 02:34:45	Bright	46.000	174	52Psi UMa	3.0040	4400.0	92	47029	No
30	GOM_NL__2PRFIN20110227_023725_000000423100_00032_47029_0730.N1	27-FEB-2011 02:37:25	Bright	41.500	82	48Bet UMa	2.3650	10600.	83	47029	No
31	GOM_NL__2PRFIN20110227_023848_000000483100_00032_47029_0731.N1	27-FEB-2011 02:38:48	Bright	47.500	87	64Gam UMa	2.4330	11000.	95	47029	No
32	GOM_NL__2PRFIN20110227_024207_000000483100_00032_47029_0732.N1	27-FEB-2011 02:42:07	Bright	48.000	32	77Eps UMa	1.7630	11000.	96	47029	No
33	GOM_NL__2PRFIN20110227_024550_000000423100_00032_47029_0733.N1	27-FEB-2011 02:45:50	Bright	42.000	60	7Bet UMi	2.0810	3950.0	84	47029	No
34	GOM_NL__2PRFIN20110227_025032_000000453100_00032_47029_0734.N1	27-FEB-2011 02:50:32	Bright	45.000	119	14Eta Dra	2.7270	4700.0	90	47029	No
35	GOM_NL__2PRFIN20110227_025450_000000453100_00032_47029_0735.N1	27-FEB-2011 02:54:50	Bright	44.500	130	23Bet Dra	2.7990	5800.0	89	47029	No
36	GOM_NL__2PRFIN20110227_025947_000000413100_00032_47029_0736.N1	27-FEB-2011 02:59:47	Bright	40.500	5	3Alp Lyr	0.033000	11000.	81	47029	No
37	GOM_NL__2PRFIN20110227_030715_000000393100_00032_47029_0737.N1	27-FEB-2011 03:07:15	Bright	39.000	168	17Zet Aql	2.9860	11000.	78	47029	No
38	GOM_NL__2PRFIN20110227_031250_000000633100_00032_47029_0738.N1	27-FEB-2011 03:12:50	Straylight	62.500	126	60Bet Oph	2.7700	4250.0	125	47029	No
39	GOM_NL__2PRFIN20110227_031926_000000473100_00032_47029_0739.N1	27-FEB-2011 03:19:26	Dark	46.500	137	22Lam Sgr	2.8240	4400.0	93	47029	No
40	GOM_NL__2PRFIN20110227_032119_000000603100_00032_47029_0740.N1	27-FEB-2011 03:21:19	Dark	60.000	86	35Eta Oph	2.4300	10200.	120	47029	No
41	GOM_NL__2PRFIN20110227_032433_000000463100_00032_47029_0741.N1	27-FEB-2011 03:24:33	Dark	45.500	25	35Lam Sco	1.6200	28000.	91	47029	No
42	GOM_NL__2PRFIN20110227_033224_000000513100_00033_47030_0754.N1	27-FEB-2011 03:32:24	Dark	51.000	131	Gam Lup	2.8000	26000.	102	47030	No



43	GOM_NL__2PRFIN20110227_033614_000000443100_00033_47030_0755.N1	27-FEB-2011 03:36:14	Dark	44.000	10	Bet Cen	0.61000	28000.	88	47030	No
44	GOM_NL__2PRFIN20110227_033758_000000453100_00033_47030_0756.N1	27-FEB-2011 03:37:58	Dark	44.500	77	Eps Cen	2.3030	28000.	89	47030	No
45	GOM_NL__2PRFIN20110227_033939_000000333100_00033_47030_0757.N1	27-FEB-2011 03:39:39	Dark	33.000	54	5The Cen	2.0550	4500.0	66	47030	No
46	GOM_NL__2PRFIN20110227_034112_000000443100_00033_47030_0758.N1	27-FEB-2011 03:41:12	Dark	44.000	64	Gam Cen	2.2000	10600.	88	47030	No
47	GOM_NL__2PRFIN20110227_040317_000000513100_00033_47030_0759.N1	27-FEB-2011 04:03:17	Bright	50.500	22	32Alp Leo	1.3600	15200.	101	47030	No
48	GOM_NL__2PRFIN20110227_040557_000000413100_00033_47030_0760.N1	27-FEB-2011 04:05:57	Bright	41.000	51	41Gam1Leo	2.0100	4500.0	82	47030	No
49	GOM_NL__2PRFIN20110227_041459_000000463100_00033_47030_0761.N1	27-FEB-2011 04:14:59	Bright	46.000	174	52Psi UMa	3.0040	4400.0	92	47030	No
50	GOM_NL__2PRFIN20110227_041739_000000413100_00033_47030_0762.N1	27-FEB-2011 04:17:39	Bright	41.000	82	48Bet UMa	2.3650	10600.	82	47030	No
51	GOM_NL__2PRFIN20110227_042220_000000483100_00033_47030_0763.N1	27-FEB-2011 04:22:20	Bright	48.000	32	77Eps UMa	1.7630	11000.	96	47030	No
52	GOM_NL__2PRFIN20110227_042604_000000423100_00033_47030_0764.N1	27-FEB-2011 04:26:04	Bright	41.500	60	7Bet UMi	2.0810	3950.0	83	47030	No
53	GOM_NL__2PRFIN20110227_043046_000000463100_00033_47030_0765.N1	27-FEB-2011 04:30:46	Bright	45.500	119	14Eta Dra	2.7270	4700.0	91	47030	No
54	GOM_NL__2PRFIN20110227_043504_000000463100_00033_47030_0766.N1	27-FEB-2011 04:35:04	Bright	46.000	130	23Bet Dra	2.7990	5800.0	92	47030	No
55	GOM_NL__2PRFIN20110227_044001_000000453100_00033_47030_0767.N1	27-FEB-2011 04:40:01	Bright	44.500	5	3Alp Lyr	0.033000	11000.	89	47030	No
56	GOM_NL__2PRFIN20110227_044729_000000473100_00033_47030_0768.N1	27-FEB-2011 04:47:29	Bright	47.000	168	17Zet Aql	2.9860	11000.	94	47030	No
57	GOM_NL__2PRFIN20110227_045306_000000633100_00033_47030_0769.N1	27-FEB-2011 04:53:06	Straylight	63.000	126	60Bet Oph	2.7700	4250.0	126	47030	No
58	GOM_NL__2PRFIN20110227_045941_000000453100_00033_47030_0770.N1	27-FEB-2011 04:59:41	Dark	44.500	137	22Lam Sgr	2.8240	4400.0	89	47030	No
59	GOM_NL__2PRFIN20110227_050135_000000593100_00033_47030_0771.N1	27-FEB-2011 05:01:35	Dark	59.000	86	35Eta Oph	2.4300	10200.	118	47030	No
60	GOM_NL__2PRFIN20110227_050448_000000463100_00033_47030_0772.N1	27-FEB-2011 05:04:48	Dark	45.500	25	35Lam Sco	1.6200	28000.	91	47030	No
61	GOM_NL__2PRFIN20110227_051239_000000533100_00034_47031_0820.N1	27-FEB-2011 05:12:39	Dark	52.500	131	Gam Lup	2.8000	26000.	105	47031	No
62	GOM_NL__2PRFIN20110227_051628_000000423100_00034_47031_0821.N1	27-FEB-2011 05:16:28	Dark	42.000	10	Bet Cen	0.61000	28000.	84	47031	No
63	GOM_NL__2PRFIN20110227_051812_000000453100_00034_47031_0822.N1	27-FEB-2011 05:18:12	Dark	44.500	77	Eps Cen	2.3030	28000.	89	47031	No
64	GOM_NL__2PRFIN20110227_051954_000000333100_00034_47031_0823.N1	27-FEB-2011 05:19:54	Dark	33.000	54	5The Cen	2.0550	4500.0	66	47031	No
65	GOM_NL__2PRFIN20110227_052127_000000473100_00034_47031_0824.N1	27-FEB-2011 05:21:27	Dark	47.000	64	Gam Cen	2.2000	10600.	94	47031	No
66	GOM_NL__2PRFIN20110227_054331_000000403100_00034_47031_0825.N1	27-FEB-2011 05:43:31	Bright	39.500	22	32Alp Leo	1.3600	15200.	79	47031	No
67	GOM_NL__2PRFIN20110227_054611_000000453100_00034_47031_0826.N1	27-FEB-2011 05:46:11	Bright	44.500	51	41Gam1Leo	2.0100	4500.0	89	47031	No
68	GOM_NL__2PRFIN20110227_055512_000000463100_00034_47031_0827.N1	27-FEB-2011 05:55:12	Bright	45.500	174	52Psi UMa	3.0040	4400.0	91	47031	No
69	GOM_NL__2PRFIN20110227_055753_000000403100_00034_47031_0828.N1	27-FEB-2011 05:57:53	Bright	40.000	82	48Bet UMa	2.3650	10600.	80	47031	No
70	GOM_NL__2PRFIN20110227_060234_000000513100_00034_47031_0829.N1	27-FEB-2011 06:02:34	Bright	51.000	32	77Eps UMa	1.7630	11000.	102	47031	No
71	GOM_NL__2PRFIN20110227_060617_000000423100_00034_47031_0830.N1	27-FEB-2011 06:06:17	Bright	42.000	60	7Bet UMi	2.0810	3950.0	84	47031	No
72	GOM_NL__2PRFIN20110227_061100_000000453100_00034_47031_0831.N1	27-FEB-2011 06:11:00	Bright	45.000	119	14Eta Dra	2.7270	4700.0	90	47031	No
73	GOM_NL__2PRFIN20110227_061518_000000463100_00034_47031_0832.N1	27-FEB-2011 06:15:18	Bright	46.000	130	23Bet Dra	2.7990	5800.0	92	47031	No
74	GOM_NL__2PRFIN20110227_062015_000000433100_00034_47031_0833.N1	27-FEB-2011 06:20:15	Bright	43.000	5	3Alp Lyr	0.033000	11000.	86	47031	No
75	GOM_NL__2PRFIN20110227_062744_000000573100_00034_47031_0834.N1	27-FEB-2011 06:27:44	Bright	57.000	168	17Zet Aql	2.9860	11000.	114	47031	No
76	GOM_NL__2PRFIN20110227_063321_000000643100_00034_47031_0835.N1	27-FEB-2011 06:33:21	Straylight	63.500	126	60Bet Oph	2.7700	4250.0	127	47031	No
77	GOM_NL__2PRFIN20110227_063956_000000463100_00034_47031_0836.N1	27-FEB-2011 06:39:56	Dark	45.500	137	22Lam Sgr	2.8240	4400.0	91	47031	No
78	GOM_NL__2PRFIN20110227_064150_000000593100_00034_47031_0837.N1	27-FEB-2011 06:41:50	Dark	59.000	86	35Eta Oph	2.4300	10200.	118	47031	No
79	GOM_NL__2PRFIN20110227_064503_000000463100_00034_47031_0838.N1	27-FEB-2011 06:45:03	Dark	46.000	25	35Lam Sco	1.6200	28000.	92	47031	No
80	GOM_NL__2PRFIN20110227_065254_000000503100_00035_47032_0836.N1	27-FEB-2011 06:52:54	Dark	50.000	131	Gam Lup	2.8000	26000.	100	47032	No
81	GOM_NL__2PRFIN20110227_065643_000000433100_00035_47032_0837.N1	27-FEB-2011 06:56:43	Dark	42.500	10	Bet Cen	0.61000	28000.	85	47032	No
82	GOM_NL__2PRFIN20110227_065827_000000443100_00035_47032_0838.N1	27-FEB-2011 06:58:27	Dark	43.500	77	Eps Cen	2.3030	28000.	87	47032	No
83	GOM_NL__2PRFIN20110227_070009_000000333100_00035_47032_0839.N1	27-FEB-2011 07:00:09	Dark	33.000	54	5The Cen	2.0550	4500.0	66	47032	No
84	GOM_NL__2PRFIN20110227_070142_000000483100_00035_47032_0840.N1	27-FEB-2011 07:01:42	Dark	48.000	64	Gam Cen	2.2000	10600.	96	47032	No
85	GOM_NL__2PRFIN20110227_072345_000000433100_00035_47032_0841.N1	27-FEB-2011 07:23:45	Bright	43.000	22	32Alp Leo	1.3600	15200.	86	47032	No
86	GOM_NL__2PRFIN20110227_072625_000000443100_00035_47032_0842.N1	27-FEB-2011 07:26:25	Bright	44.000	51	41Gam1Leo	2.0100	4500.0	88	47032	No
87	GOM_NL__2PRFIN20110227_073526_000000473100_00035_47032_0843.N1	27-FEB-2011 07:35:26	Bright	46.500	174	52Psi UMa	3.0040	4400.0	93	47032	No
88	GOM_NL__2PRFIN20110227_073806_000000623100_00035_47032_0844.N1	27-FEB-2011 07:38:06	Bright	62.000	82	48Bet UMa	2.3650	10600.	124	47032	No
89	GOM_NL__2PRFIN20110227_074247_000000513100_00035_47032_0845.N1	27-FEB-2011 07:42:47	Bright	50.500	32	77Eps UMa	1.7630	11000.	101	47032	No
90	GOM_NL__2PRFIN20110227_074631_000000423100_00035_47032_0846.N1	27-FEB-2011 07:46:31	Bright	42.000	60	7Bet UMi	2.0810	3950.0	84	47032	No
91	GOM_NL__2PRFIN20110227_075113_000000453100_00035_47032_0847.N1	27-FEB-2011 07:51:13	Bright	45.000	119	14Eta Dra	2.7270	4700.0	90	47032	No
92	GOM_NL__2PRFIN20110227_075532_000000463100_00035_47032_0848.N1	27-FEB-2011 07:55:32	Bright	46.000	130	23Bet Dra	2.7990	5800.0	92	47032	No
93	GOM_NL__2PRFIN20110227_080029_000000413100_00035_47032_0849.N1	27-FEB-2011 08:00:29	Bright	41.000	5	3Alp Lyr	0.033000	11000.	82	47032	No
94	GOM_NL__2PRFIN20110227_080758_000000383100_00035_47032_0850.N1	27-FEB-2011 08:07:58	Bright	38.000	168	17Zet Aql	2.9860	11000.	76	47032	No
95	GOM_NL__2PRFIN20110227_081335_000000613100_00035_47032_0851.N1	27-FEB-2011 08:13:35	Straylight	60.500	126	60Bet Oph	2.7700	4250.0	121	47032	No
96	GOM_NL__2PRFIN20110227_082010_000000453100_00035_47032_0852.N1	27-FEB-2011 08:20:10	Dark	45.000	137	22Lam Sgr	2.8240	4400.0	90	47032	No
97	GOM_NL__2PRFIN20110227_082205_000000593100_00035_47032_0853.N1	27-FEB-2011 08:22:05	Dark	58.500	86	35Eta Oph	2.4300	10200.	117	47032	No
98	GOM_NL__2PRFIN20110227_082517_000000483100_00035_47032_0854.N1	27-FEB-2011 08:25:17	Dark	47.500	25	35Lam Sco	1.6200	28000.	95	47032	No
99	GOM_NL__2PRFIN20110227_083310_000000503100_00036_47033_0863.N1	27-FEB-2011 08:33:10	Dark	50.000	131	Gam Lup	2.8000	26000.	100	47033	No
100	GOM_NL__2PRFIN20110227_083657_000000483100_00036_47033_0864.N1	27-FEB-2011 08:36:57	Dark	47.500	10	Bet Cen	0.61000	28000.	95	47033	No
101	GOM_NL__2PRFIN20110227_083842_000000453100_00036_47033_0865.N1	27-FEB-2011 08:38:42	Dark	44.500	77	Eps Cen	2.3030	28000.	89	47033	No

102	GOM_NL__2PRFIN20110227_084024_000000333100_00036_47033_0866.N1	27-FEB-2011 08:40:24	Dark	32.500	54	5The Cen	2.0550	4500.0	65	47033	No
103	GOM_NL__2PRFIN20110227_090359_000000443100_00036_47033_0867.N1	27-FEB-2011 09:03:59	Bright	44.000	22	32Alp Leo	1.3600	15200.	88	47033	No
104	GOM_NL__2PRFIN20110227_090638_000000443100_00036_47033_0868.N1	27-FEB-2011 09:06:38	Bright	43.500	51	41Gam1Leo	2.0100	4500.0	87	47033	No
105	GOM_NL__2PRFIN20110227_091539_000000463100_00036_47033_0869.N1	27-FEB-2011 09:15:39	Bright	45.500	174	52Psi UMa	3.0040	4400.0	91	47033	No
106	GOM_NL__2PRFIN20110227_091820_000000423100_00036_47033_0870.N1	27-FEB-2011 09:18:20	Bright	41.500	82	48Bet UMa	2.3650	10600.	83	47033	No
107	GOM_NL__2PRFIN20110227_092300_000000503100_00036_47033_0871.N1	27-FEB-2011 09:23:00	Bright	50.000	32	77Eps UMa	1.7630	11000.	100	47033	No
108	GOM_NL__2PRFIN20110227_092645_000000423100_00036_47033_0872.N1	27-FEB-2011 09:26:45	Bright	42.000	60	7Bet UMi	2.0810	3950.0	84	47033	No
109	GOM_NL__2PRFIN20110227_093127_000000483100_00036_47033_0873.N1	27-FEB-2011 09:31:27	Bright	47.500	119	14Eta Dra	2.7270	4700.0	95	47033	No
110	GOM_NL__2PRFIN20110227_093546_000000453100_00036_47033_0874.N1	27-FEB-2011 09:35:46	Bright	44.500	130	23Bet Dra	2.7990	5800.0	89	47033	No
111	GOM_NL__2PRFIN20110227_094043_000000413100_00036_47033_0875.N1	27-FEB-2011 09:40:43	Bright	40.500	5	3Alp Lyr	0.033000	11000.	81	47033	No
112	GOM_NL__2PRFIN20110227_094812_000000543100_00036_47033_0876.N1	27-FEB-2011 09:48:12	Bright	54.000	168	17Zet Aql	2.9860	11000.	108	47033	No
113	GOM_NL__2PRFIN20110227_095350_000000613100_00036_47033_0877.N1	27-FEB-2011 09:53:50	Straylight	61.000	126	60Bet Oph	2.7700	4250.0	122	47033	No
114	GOM_NL__2PRFIN20110227_100025_000000413100_00036_47033_0878.N1	27-FEB-2011 10:00:25	Dark	41.000	137	22Lam Sgr	2.8240	4400.0	82	47033	No
115	GOM_NL__2PRFIN20110227_100221_000000613100_00036_47033_0879.N1	27-FEB-2011 10:02:21	Dark	61.000	86	35Eta Oph	2.4300	10200.	122	47033	No
116	GOM_NL__2PRFIN20110227_100532_000000513100_00036_47033_0880.N1	27-FEB-2011 10:05:32	Dark	50.500	25	35Lam Sco	1.6200	28000.	101	47033	No
117	GOM_NL__2PRFIN20110227_101325_000000513100_00037_47034_0911.N1	27-FEB-2011 10:13:25	Dark	50.500	131	Gam Lup	2.8000	26000.	101	47034	No
118	GOM_NL__2PRFIN20110227_101712_000000433100_00037_47034_0912.N1	27-FEB-2011 10:17:12	Dark	43.000	10	Bet Cen	0.61000	28000.	86	47034	No
119	GOM_NL__2PRFIN20110227_101857_000000453100_00037_47034_0913.N1	27-FEB-2011 10:18:57	Dark	44.500	77	Eps Cen	2.3030	28000.	89	47034	No
120	GOM_NL__2PRFIN20110227_102040_000000343100_00037_47034_0914.N1	27-FEB-2011 10:20:40	Dark	34.000	54	5The Cen	2.0550	4500.0	68	47034	No
121	GOM_NL__2PRFIN20110227_102211_000000443100_00037_47034_0915.N1	27-FEB-2011 10:22:11	Dark	44.000	64	Gam Cen	2.2000	10600.	88	47034	No
122	GOM_NL__2PRFIN20110227_104412_000000443100_00037_47034_0916.N1	27-FEB-2011 10:44:12	Bright	44.000	22	32Alp Leo	1.3600	15200.	88	47034	No
123	GOM_NL__2PRFIN20110227_104652_000000443100_00037_47034_0917.N1	27-FEB-2011 10:46:52	Bright	43.500	51	41Gam1Leo	2.0100	4500.0	87	47034	No
124	GOM_NL__2PRFIN20110227_105552_000000473100_00037_47034_0918.N1	27-FEB-2011 10:55:52	Bright	46.500	174	52Psi UMa	3.0040	4400.0	93	47034	No
125	GOM_NL__2PRFIN20110227_105833_000000423100_00037_47034_0919.N1	27-FEB-2011 10:58:33	Bright	42.000	82	48Bet UMa	2.3650	10600.	84	47034	No
126	GOM_NL__2PRFIN20110227_110313_000000503100_00037_47034_0920.N1	27-FEB-2011 11:03:13	Bright	50.000	32	77Eps UMa	1.7630	11000.	100	47034	No
127	GOM_NL__2PRFIN20110227_110658_000000433100_00037_47034_0921.N1	27-FEB-2011 11:06:58	Bright	42.500	60	7Bet UMi	2.0810	3950.0	85	47034	No
128	GOM_NL__2PRFIN20110227_111141_000000463100_00037_47034_0922.N1	27-FEB-2011 11:11:41	Bright	46.000	119	14Eta Dra	2.7270	4700.0	92	47034	No
129	GOM_NL__2PRFIN20110227_111559_000000463100_00037_47034_0923.N1	27-FEB-2011 11:15:59	Bright	45.500	130	23Bet Dra	2.7990	5800.0	91	47034	No
130	GOM_NL__2PRFIN20110227_112057_000000433100_00037_47034_0924.N1	27-FEB-2011 11:20:57	Bright	43.000	5	3Alp Lyr	0.033000	11000.	86	47034	No
131	GOM_NL__2PRFIN20110227_112827_000000423100_00037_47034_0925.N1	27-FEB-2011 11:28:27	Bright	42.000	168	17Zet Aql	2.9860	11000.	84	47034	No
132	GOM_NL__2PRFIN20110227_113405_000000553100_00037_47034_0926.N1	27-FEB-2011 11:34:05	Straylight	54.500	126	60Bet Oph	2.7700	4250.0	109	47034	No
133	GOM_NL__2PRFIN20110227_114039_000000483100_00037_47034_0927.N1	27-FEB-2011 11:40:39	Dark	48.000	137	22Lam Sgr	2.8240	4400.0	96	47034	No
134	GOM_NL__2PRFIN20110227_114236_000000603100_00037_47034_0928.N1	27-FEB-2011 11:42:36	Dark	59.500	86	35Eta Oph	2.4300	10200.	119	47034	No
135	GOM_NL__2PRFIN20110227_114547_000000493100_00037_47034_0929.N1	27-FEB-2011 11:45:47	Dark	49.000	25	35Lam Sco	1.6200	28000.	98	47034	No
136	GOM_NL__2PRFIN20110227_115340_000000503100_00038_47035_0938.N1	27-FEB-2011 11:53:40	Dark	49.500	131	Gam Lup	2.8000	26000.	99	47035	No
137	GOM_NL__2PRFIN20110227_115727_000000433100_00038_47035_0939.N1	27-FEB-2011 11:57:27	Dark	43.000	10	Bet Cen	0.61000	28000.	86	47035	No
138	GOM_NL__2PRFIN20110227_115911_000000443100_00038_47035_0940.N1	27-FEB-2011 11:59:11	Dark	44.000	77	Eps Cen	2.3030	28000.	88	47035	No
139	GOM_NL__2PRFIN20110227_120055_000000343100_00038_47035_0941.N1	27-FEB-2011 12:00:55	Dark	34.000	54	5The Cen	2.0550	4500.0	68	47035	No
140	GOM_NL__2PRFIN20110227_120225_000000463100_00038_47035_0942.N1	27-FEB-2011 12:02:25	Dark	45.500	64	Gam Cen	2.2000	10600.	91	47035	No
141	GOM_NL__2PRFIN20110227_122426_000000443100_00038_47035_0943.N1	27-FEB-2011 12:24:26	Bright	44.000	22	32Alp Leo	1.3600	15200.	88	47035	No
142	GOM_NL__2PRFIN20110227_122705_000000443100_00038_47035_0944.N1	27-FEB-2011 12:27:05	Bright	43.500	51	41Gam1Leo	2.0100	4500.0	87	47035	No
143	GOM_NL__2PRFIN20110227_123605_000000473100_00038_47035_0945.N1	27-FEB-2011 12:36:05	Bright	46.500	174	52Psi UMa	3.0040	4400.0	93	47035	No
144	GOM_NL__2PRFIN20110227_123847_000000423100_00038_47035_0946.N1	27-FEB-2011 12:38:47	Bright	42.000	82	48Bet UMa	2.3650	10600.	84	47035	No
145	GOM_NL__2PRFIN20110227_124326_000000513100_00038_47035_0947.N1	27-FEB-2011 12:43:26	Bright	50.500	32	77Eps UMa	1.7630	11000.	101	47035	No
146	GOM_NL__2PRFIN20110227_124712_000000383100_00038_47035_0948.N1	27-FEB-2011 12:47:12	Bright	38.000	60	7Bet UMi	2.0810	3950.0	76	47035	No
147	GOM_NL__2PRFIN20110227_125154_000000463100_00038_47035_0949.N1	27-FEB-2011 12:51:54	Bright	45.500	119	14Eta Dra	2.7270	4700.0	91	47035	No
148	GOM_NL__2PRFIN20110227_125613_000000463100_00038_47035_0950.N1	27-FEB-2011 12:56:13	Bright	46.000	130	23Bet Dra	2.7990	5800.0	92	47035	No
149	GOM_NL__2PRFIN20110227_130111_000000413100_00038_47035_0951.N1	27-FEB-2011 13:01:11	Bright	40.500	5	3Alp Lyr	0.033000	11000.	81	47035	No
150	GOM_NL__2PRFIN20110227_130841_000000393100_00038_47035_0952.N1	27-FEB-2011 13:08:41	Bright	38.500	168	17Zet Aql	2.9860	11000.	77	47035	No
151	GOM_NL__2PRFIN20110227_131420_000000583100_00038_47035_0953.N1	27-FEB-2011 13:14:20	Straylight	58.000	126	60Bet Oph	2.7700	4250.0	116	47035	No
152	GOM_NL__2PRFIN20110227_132054_000000473100_00038_47035_0954.N1	27-FEB-2011 13:20:54	Dark	46.500	137	22Lam Sgr	2.8240	4400.0	93	47035	No
153	GOM_NL__2PRFIN20110227_132251_000000593100_00038_47035_0955.N1	27-FEB-2011 13:22:51	Dark	59.000	86	35Eta Oph	2.4300	10200.	118	47035	No
154	GOM_NL__2PRFIN20110227_132602_000000533100_00038_47035_0956.N1	27-FEB-2011 13:26:02	Dark	53.000	25	35Lam Sco	1.6200	28000.	106	47035	No
155	GOM_NL__2PRFIN20110227_133355_000000493100_00039_47036_0977.N1	27-FEB-2011 13:33:55	Dark	49.000	131	Gam Lup	2.8000	26000.	98	47036	No
156	GOM_NL__2PRFIN20110227_133741_000000423100_00039_47036_0978.N1	27-FEB-2011 13:37:41	Dark	42.000	10	Bet Cen	0.61000	28000.	84	47036	No
157	GOM_NL__2PRFIN20110227_133926_000000473100_00039_47036_0979.N1	27-FEB-2011 13:39:26	Dark	46.500	77	Eps Cen	2.3030	28000.	93	47036	No
158	GOM_NL__2PRFIN20110227_134110_000000343100_00039_47036_0980.N1	27-FEB-2011 13:41:10	Dark	34.000	54	5The Cen	2.0550	4500.0	68	47036	No
159	GOM_NL__2PRFIN20110227_134240_000000433100_00039_47036_0981.N1	27-FEB-2011 13:42:40	Dark	43.000	64	Gam Cen	2.2000	10600.	86	47036	No
160	GOM_NL__2PRFIN20110227_140440_000000443100_00039_47036_0982.N1	27-FEB-2011 14:04:40	Bright	43.500	22	32Alp Leo	1.3600	15200.	87	47036	No

161	GOM_NL__2PRFIN20110227_140719_000000443100_00039_47036_0983.N1	27-FEB-2011 14:07:19	Bright	44.000	51	41Gam1Leo	2.0100	4500.0	88	47036	No
162	GOM_NL__2PRFIN20110227_141619_000000463100_00039_47036_0984.N1	27-FEB-2011 14:16:19	Bright	46.000	174	52Psi UMa	3.0040	4400.0	92	47036	No
163	GOM_NL__2PRFIN20110227_141900_000000423100_00039_47036_0985.N1	27-FEB-2011 14:19:00	Bright	42.000	82	48Bet UMa	2.3650	10600.	84	47036	No
164	GOM_NL__2PRFIN20110227_142339_000000493100_00039_47036_0986.N1	27-FEB-2011 14:23:39	Bright	48.500	32	77Eps UMa	1.7630	11000.	97	47036	No
165	GOM_NL__2PRFIN20110227_142726_000000413100_00039_47036_0987.N1	27-FEB-2011 14:27:26	Bright	41.000	60	7Bet UMi	2.0810	3950.0	82	47036	No
166	GOM_NL__2PRFIN20110227_143208_000000463100_00039_47036_0988.N1	27-FEB-2011 14:32:08	Bright	45.500	119	14Eta Dra	2.7270	4700.0	91	47036	No
167	GOM_NL__2PRFIN20110227_143627_000000463100_00039_47036_0989.N1	27-FEB-2011 14:36:27	Bright	46.000	130	23Bet Dra	2.7990	5800.0	92	47036	No
168	GOM_NL__2PRFIN20110227_144125_000000413100_00039_47036_0990.N1	27-FEB-2011 14:41:25	Bright	40.500	5	3Alp Lyr	0.033000	11000.	81	47036	No
169	GOM_NL__2PRFIN20110227_144855_000000403100_00039_47036_0991.N1	27-FEB-2011 14:48:55	Bright	40.000	168	17Zet Aql	2.9860	11000.	80	47036	No
170	GOM_NL__2PRFIN20110227_145435_000000633100_00039_47036_0992.N1	27-FEB-2011 14:54:35	Straylight	63.000	126	60Bet Oph	2.7700	4250.0	126	47036	No
171	GOM_NL__2PRFIN20110227_150109_000000473100_00039_47036_0993.N1	27-FEB-2011 15:01:09	Dark	46.500	137	22Lam Sgr	2.8240	4400.0	93	47036	No
172	GOM_NL__2PRFIN20110227_150307_000000593100_00039_47036_0994.N1	27-FEB-2011 15:03:07	Dark	59.000	86	35Eta Oph	2.4300	10200.	118	47036	No
173	GOM_NL__2PRFIN20110227_150616_000000503100_00039_47036_0995.N1	27-FEB-2011 15:06:16	Dark	49.500	25	35Lam Sco	1.6200	28000.	99	47036	No
174	GOM_NL__2PRFIN20110227_151410_000000523100_00040_47037_0999.N1	27-FEB-2011 15:14:10	Dark	51.500	131	Gam Lup	2.8000	26000.	103	47037	No
175	GOM_NL__2PRFIN20110227_151756_000000473100_00040_47037_1000.N1	27-FEB-2011 15:17:56	Dark	47.000	10	Bet Cen	0.61000	28000.	94	47037	No
176	GOM_NL__2PRFIN20110227_151941_000000443100_00040_47037_1001.N1	27-FEB-2011 15:19:41	Dark	44.000	77	Eps Cen	2.3030	28000.	88	47037	No
177	GOM_NL__2PRFIN20110227_152125_000000343100_00040_47037_1002.N1	27-FEB-2011 15:21:25	Dark	34.000	54	5The Cen	2.0550	4500.0	68	47037	No
178	GOM_NL__2PRFIN20110227_152255_000000433100_00040_47037_1003.N1	27-FEB-2011 15:22:55	Dark	43.000	64	Gam Cen	2.2000	10600.	86	47037	No
179	GOM_NL__2PRFIN20110227_154454_000000423100_00040_47037_1004.N1	27-FEB-2011 15:44:54	Bright	42.000	22	32Alp Leo	1.3600	15200.	84	47037	No
180	GOM_NL__2PRFIN20110227_154733_000000453100_00040_47037_1005.N1	27-FEB-2011 15:47:33	Bright	45.000	51	41Gam1Leo	2.0100	4500.0	90	47037	No
181	GOM_NL__2PRFIN20110227_155632_000000453100_00040_47037_1006.N1	27-FEB-2011 15:56:32	Bright	45.000	174	52Psi UMa	3.0040	4400.0	90	47037	No
182	GOM_NL__2PRFIN20110227_155914_000000423100_00040_47037_1007.N1	27-FEB-2011 15:59:14	Bright	41.500	82	48Bet UMa	2.3650	10600.	83	47037	No
183	GOM_NL__2PRFIN20110227_160352_000000513100_00040_47037_1008.N1	27-FEB-2011 16:03:52	Bright	51.000	32	77Eps UMa	1.7630	11000.	102	47037	No
184	GOM_NL__2PRFIN20110227_160739_000000423100_00040_47037_1009.N1	27-FEB-2011 16:07:39	Bright	41.500	60	7Bet UMi	2.0810	3950.0	83	47037	No
185	GOM_NL__2PRFIN20110227_161221_000000473100_00040_47037_1010.N1	27-FEB-2011 16:12:21	Bright	46.500	119	14Eta Dra	2.7270	4700.0	93	47037	No
186	GOM_NL__2PRFIN20110227_161641_000000463100_00040_47037_1011.N1	27-FEB-2011 16:16:41	Bright	46.000	130	23Bet Dra	2.7990	5800.0	92	47037	No
187	GOM_NL__2PRFIN20110227_162139_000000423100_00040_47037_1012.N1	27-FEB-2011 16:21:39	Bright	41.500	5	3Alp Lyr	0.033000	11000.	83	47037	No
188	GOM_NL__2PRFIN20110227_162910_000000393100_00040_47037_1013.N1	27-FEB-2011 16:29:10	Bright	39.000	168	17Zet Aql	2.9860	11000.	78	47037	No
189	GOM_NL__2PRFIN20110227_163449_000000673100_00040_47037_1014.N1	27-FEB-2011 16:34:49	Straylight	66.500	126	60Bet Oph	2.7700	4250.0	133	47037	No
190	GOM_NL__2PRFIN20110227_164123_000000463100_00040_47037_1015.N1	27-FEB-2011 16:41:23	Dark	45.500	137	22Lam Sgr	2.8240	4400.0	91	47037	No
191	GOM_NL__2PRFIN20110227_164322_000000603100_00040_47037_1016.N1	27-FEB-2011 16:43:22	Dark	60.000	86	35Eta Oph	2.4300	10200.	120	47037	No
192	GOM_NL__2PRFIN20110227_164631_000000453100_00040_47037_1017.N1	27-FEB-2011 16:46:31	Dark	45.000	25	35Lam Sco	1.6200	28000.	90	47037	No
193	GOM_NL__2PRFIN20110227_165425_000000523100_00041_47038_1056.N1	27-FEB-2011 16:54:25	Dark	52.000	131	Gam Lup	2.8000	26000.	104	47038	No
194	GOM_NL__2PRFIN20110227_165810_000000433100_00041_47038_1057.N1	27-FEB-2011 16:58:10	Dark	43.000	10	Bet Cen	0.61000	28000.	86	47038	No
195	GOM_NL__2PRFIN20110227_165955_000000433100_00041_47038_1058.N1	27-FEB-2011 16:59:55	Dark	42.500	77	Eps Cen	2.3030	28000.	85	47038	No
196	GOM_NL__2PRFIN20110227_170140_000000353100_00041_47038_1059.N1	27-FEB-2011 17:01:40	Dark	35.000	54	5The Cen	2.0550	4500.0	70	47038	No
197	GOM_NL__2PRFIN20110227_170309_000000463100_00041_47038_1060.N1	27-FEB-2011 17:03:09	Dark	46.000	64	Gam Cen	2.2000	10600.	92	47038	No
198	GOM_NL__2PRFIN20110227_172508_000000443100_00041_47038_1061.N1	27-FEB-2011 17:25:08	Bright	43.500	22	32Alp Leo	1.3600	15200.	87	47038	No
199	GOM_NL__2PRFIN20110227_172747_000000453100_00041_47038_1062.N1	27-FEB-2011 17:27:47	Bright	45.000	51	41Gam1Leo	2.0100	4500.0	90	47038	No
200	GOM_NL__2PRFIN20110227_173645_000000463100_00041_47038_1063.N1	27-FEB-2011 17:36:45	Bright	46.000	174	52Psi UMa	3.0040	4400.0	92	47038	No
201	GOM_NL__2PRFIN20110227_173927_000000423100_00041_47038_1064.N1	27-FEB-2011 17:39:27	Bright	41.500	82	48Bet UMa	2.3650	10600.	83	47038	No
202	GOM_NL__2PRFIN20110227_174405_000000513100_00041_47038_1065.N1	27-FEB-2011 17:44:05	Bright	51.000	32	77Eps UMa	1.7630	11000.	102	47038	No
203	GOM_NL__2PRFIN20110227_174753_000000433100_00041_47038_1066.N1	27-FEB-2011 17:47:53	Bright	43.000	60	7Bet UMi	2.0810	3950.0	86	47038	No
204	GOM_NL__2PRFIN20110227_175235_000000433100_00041_47038_1067.N1	27-FEB-2011 17:52:35	Bright	43.000	119	14Eta Dra	2.7270	4700.0	86	47038	No
205	GOM_NL__2PRFIN20110227_175654_000000463100_00041_47038_1068.N1	27-FEB-2011 17:56:54	Bright	45.500	130	23Bet Dra	2.7990	5800.0	91	47038	No
206	GOM_NL__2PRFIN20110227_180153_000000443100_00041_47038_1069.N1	27-FEB-2011 18:01:53	Bright	43.500	5	3Alp Lyr	0.033000	11000.	87	47038	No
207	GOM_NL__2PRFIN20110227_180924_000000473100_00041_47038_1070.N1	27-FEB-2011 18:09:24	Bright	47.000	168	17Zet Aql	2.9860	11000.	94	47038	No
208	GOM_NL__2PRFIN20110227_181505_000000643100_00041_47038_1071.N1	27-FEB-2011 18:15:05	Straylight	64.000	126	60Bet Oph	2.7700	4250.0	128	47038	No
209	GOM_NL__2PRFIN20110227_182138_000000533100_00041_47038_1072.N1	27-FEB-2011 18:21:38	Dark	53.000	137	22Lam Sgr	2.8240	4400.0	106	47038	No
210	GOM_NL__2PRFIN20110227_182338_000000583100_00041_47038_1073.N1	27-FEB-2011 18:23:38	Dark	58.000	86	35Eta Oph	2.4300	10200.	116	47038	No
211	GOM_NL__2PRFIN20110227_182646_000000443100_00041_47038_1074.N1	27-FEB-2011 18:26:46	Dark	43.500	25	35Lam Sco	1.6200	28000.	87	47038	No
212	GOM_NL__2PRFIN20110227_183441_000000503100_00042_47039_1066.N1	27-FEB-2011 18:34:41	Dark	50.000	131	Gam Lup	2.8000	26000.	100	47039	No
213	GOM_NL__2PRFIN20110227_183825_000000513100_00042_47039_1067.N1	27-FEB-2011 18:38:25	Dark	51.000	10	Bet Cen	0.61000	28000.	102	47039	No
214	GOM_NL__2PRFIN20110227_184010_000000433100_00042_47039_1068.N1	27-FEB-2011 18:40:10	Dark	42.500	77	Eps Cen	2.3030	28000.	85	47039	No
215	GOM_NL__2PRFIN20110227_184156_000000353100_00042_47039_1069.N1	27-FEB-2011 18:41:56	Dark	35.000	54	5The Cen	2.0550	4500.0	70	47039	No
216	GOM_NL__2PRFIN20110227_184324_000000443100_00042_47039_1070.N1	27-FEB-2011 18:43:24	Dark	43.500	64	Gam Cen	2.2000	10600.	87	47039	No
217	GOM_NL__2PRFIN20110227_190522_000000433100_00042_47039_1071.N1	27-FEB-2011 19:05:22	Bright	43.000	22	32Alp Leo	1.3600	15200.	86	47039	No
218	GOM_NL__2PRFIN20110227_190800_000000463100_00042_47039_1072.N1	27-FEB-2011 19:08:00	Bright	45.500	51	41Gam1Leo	2.0100	4500.0	91	47039	No
219	GOM_NL__2PRFIN20110227_191659_000000463100_00042_47039_1073.N1	27-FEB-2011 19:16:59	Bright	45.500	174	52Psi UMa	3.0040	4400.0	91	47039	No



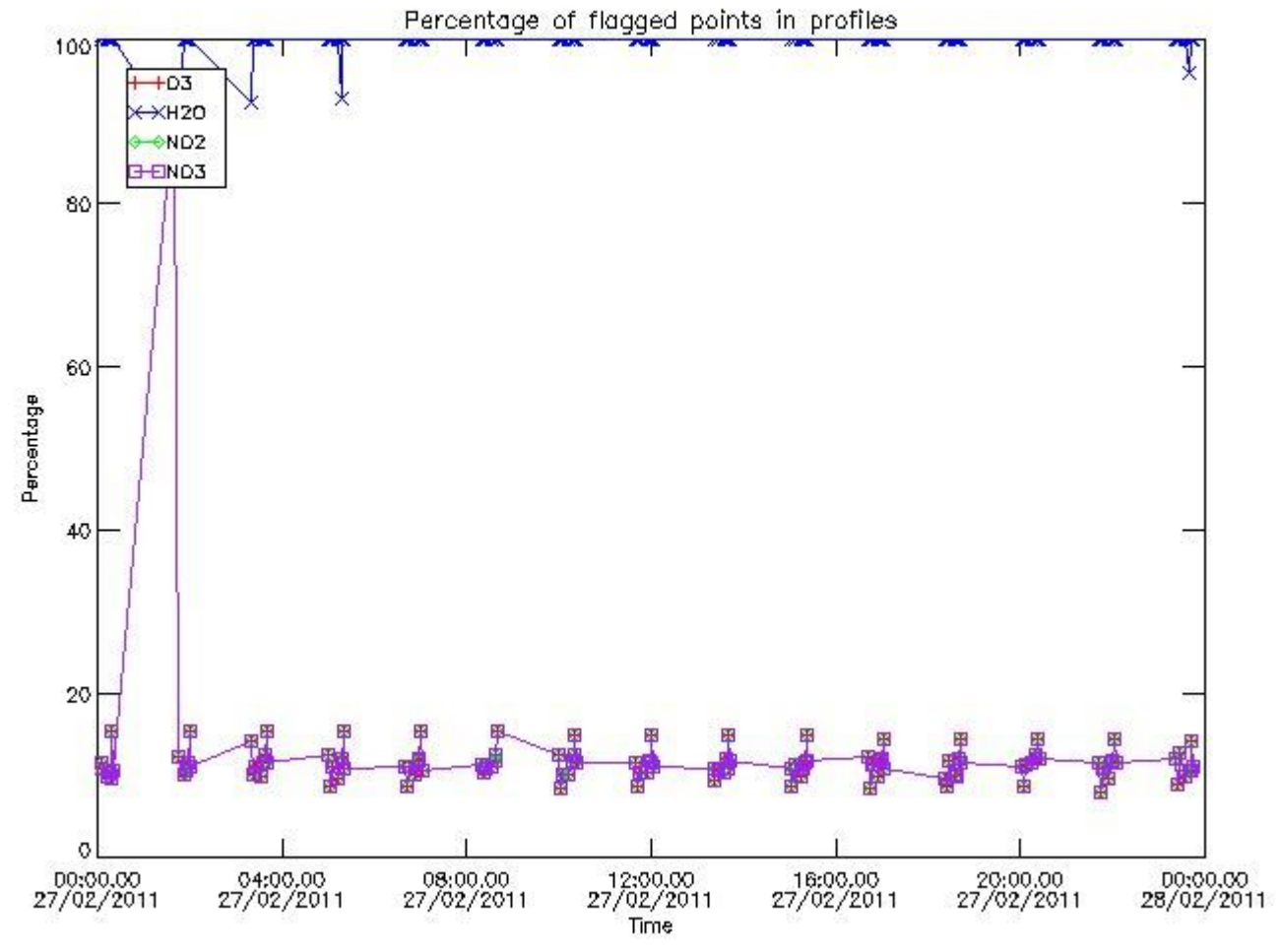
220	GOM_NL__2PRFIN20110227_191941_000000423100_00042_47039_1074.N1	27-FEB-2011 19:19:41	Bright	42.000	82	48Bet UMa	2.3650	10600.	84	47039	No
221	GOM_NL__2PRFIN20110227_192418_000000513100_00042_47039_1075.N1	27-FEB-2011 19:24:18	Bright	51.000	32	77Eps UMa	1.7630	11000.	102	47039	No
222	GOM_NL__2PRFIN20110227_192807_000000433100_00042_47039_1076.N1	27-FEB-2011 19:28:07	Bright	42.500	60	7Bet UMi	2.0810	3950.0	85	47039	No
223	GOM_NL__2PRFIN20110227_193248_000000483100_00042_47039_1077.N1	27-FEB-2011 19:32:48	Bright	48.000	119	14Eta Dra	2.7270	4700.0	96	47039	No
224	GOM_NL__2PRFIN20110227_193708_000000463100_00042_47039_1078.N1	27-FEB-2011 19:37:08	Bright	46.000	130	23Bet Dra	2.7990	5800.0	92	47039	No
225	GOM_NL__2PRFIN20110227_194208_000000453100_00042_47039_1079.N1	27-FEB-2011 19:42:08	Bright	44.500	5	3Alp Lyr	0.033000	11000.	89	47039	No
226	GOM_NL__2PRFIN20110227_194938_000000383100_00042_47039_1080.N1	27-FEB-2011 19:49:38	Bright	38.000	168	17Zet Aql	2.9860	11000.	76	47039	No
227	GOM_NL__2PRFIN20110227_195519_000000623100_00042_47039_1081.N1	27-FEB-2011 19:55:19	Straylight	61.500	126	60Bet Oph	2.7700	4250.0	123	47039	No
228	GOM_NL__2PRFIN20110227_200153_000000463100_00042_47039_1082.N1	27-FEB-2011 20:01:53	Dark	45.500	137	22Lam Sgr	2.8240	4400.0	91	47039	No
229	GOM_NL__2PRFIN20110227_200353_000000583100_00042_47039_1083.N1	27-FEB-2011 20:03:53	Dark	58.000	86	35Eta Oph	2.4300	10200.	116	47039	No
230	GOM_NL__2PRFIN20110227_200701_000000453100_00042_47039_1084.N1	27-FEB-2011 20:07:01	Dark	45.000	25	35Lam Sco	1.6200	28000.	90	47039	No
231	GOM_NL__2PRFIN20110227_201456_000000483100_00043_47040_1095.N1	27-FEB-2011 20:14:56	Dark	48.000	131	Gam Lup	2.8000	26000.	96	47040	No
232	GOM_NL__2PRFIN20110227_201840_000000433100_00043_47040_1096.N1	27-FEB-2011 20:18:40	Dark	42.500	10	Bet Cen	0.61000	28000.	85	47040	No
233	GOM_NL__2PRFIN20110227_202025_000000453100_00043_47040_1097.N1	27-FEB-2011 20:20:25	Dark	44.500	77	Eps Cen	2.3030	28000.	89	47040	No
234	GOM_NL__2PRFIN20110227_202211_000000353100_00043_47040_1098.N1	27-FEB-2011 20:22:11	Dark	35.000	54	5The Cen	2.0550	4500.0	70	47040	No
235	GOM_NL__2PRFIN20110227_202339_000000423100_00043_47040_1099.N1	27-FEB-2011 20:23:39	Dark	42.000	64	Gam Cen	2.2000	10600.	84	47040	No
236	GOM_NL__2PRFIN20110227_204536_000000443100_00043_47040_1100.N1	27-FEB-2011 20:45:36	Bright	43.500	22	32Alp Leo	1.3600	15200.	87	47040	No
237	GOM_NL__2PRFIN20110227_204814_000000453100_00043_47040_1101.N1	27-FEB-2011 20:48:14	Bright	45.000	51	41Gam1Leo	2.0100	4500.0	90	47040	No
238	GOM_NL__2PRFIN20110227_205712_000000473100_00043_47040_1102.N1	27-FEB-2011 20:57:12	Bright	47.000	174	52Psi UMa	3.0040	4400.0	94	47040	No
239	GOM_NL__2PRFIN20110227_205954_000000433100_00043_47040_1103.N1	27-FEB-2011 20:59:54	Bright	42.500	82	48Bet UMa	2.3650	10600.	85	47040	No
240	GOM_NL__2PRFIN20110227_210432_000000513100_00043_47040_1104.N1	27-FEB-2011 21:04:32	Bright	50.500	32	77Eps UMa	1.7630	11000.	101	47040	No
241	GOM_NL__2PRFIN20110227_210820_000000423100_00043_47040_1105.N1	27-FEB-2011 21:08:20	Bright	42.000	60	7Bet UMi	2.0810	3950.0	84	47040	No
242	GOM_NL__2PRFIN20110227_211302_000000433100_00043_47040_1106.N1	27-FEB-2011 21:13:02	Bright	43.000	119	14Eta Dra	2.7270	4700.0	86	47040	No
243	GOM_NL__2PRFIN20110227_211722_000000433100_00043_47040_1107.N1	27-FEB-2011 21:17:22	Bright	43.000	130	23Bet Dra	2.7990	5800.0	86	47040	No
244	GOM_NL__2PRFIN20110227_212222_000000413100_00043_47040_1108.N1	27-FEB-2011 21:22:22	Bright	41.000	5	3Alp Lyr	0.033000	11000.	82	47040	No
245	GOM_NL__2PRFIN20110227_212953_000000393100_00043_47040_1109.N1	27-FEB-2011 21:29:53	Bright	38.500	168	17Zet Aql	2.9860	11000.	77	47040	No
246	GOM_NL__2PRFIN20110227_213534_000000623100_00043_47040_1110.N1	27-FEB-2011 21:35:34	Straylight	61.500	126	60Bet Oph	2.7700	4250.0	123	47040	No
247	GOM_NL__2PRFIN20110227_214207_000000453100_00043_47040_1111.N1	27-FEB-2011 21:42:07	Dark	44.500	137	22Lam Sgr	2.8240	4400.0	89	47040	No
248	GOM_NL__2PRFIN20110227_214408_000000643100_00043_47040_1112.N1	27-FEB-2011 21:44:08	Dark	63.500	86	35Eta Oph	2.4300	10200.	127	47040	No
249	GOM_NL__2PRFIN20110227_214716_000000473100_00043_47040_1113.N1	27-FEB-2011 21:47:16	Dark	46.500	25	35Lam Sco	1.6200	28000.	93	47040	No
250	GOM_NL__2PRFIN20110227_215511_000000543100_00044_47041_1119.N1	27-FEB-2011 21:55:11	Dark	53.500	131	Gam Lup	2.8000	26000.	107	47041	No
251	GOM_NL__2PRFIN20110227_215854_000000443100_00044_47041_1120.N1	27-FEB-2011 21:58:54	Dark	43.500	10	Bet Cen	0.61000	28000.	87	47041	No
252	GOM_NL__2PRFIN20110227_220039_000000453100_00044_47041_1121.N1	27-FEB-2011 22:00:39	Dark	44.500	77	Eps Cen	2.3030	28000.	89	47041	No
253	GOM_NL__2PRFIN20110227_220226_000000353100_00044_47041_1122.N1	27-FEB-2011 22:02:26	Dark	35.000	54	5The Cen	2.0550	4500.0	70	47041	No
254	GOM_NL__2PRFIN20110227_220353_000000443100_00044_47041_1123.N1	27-FEB-2011 22:03:53	Dark	44.000	64	Gam Cen	2.2000	10600.	88	47041	No
255	GOM_NL__2PRFIN20110227_222549_000000423100_00044_47041_1124.N1	27-FEB-2011 22:25:49	Bright	42.000	22	32Alp Leo	1.3600	15200.	84	47041	No
256	GOM_NL__2PRFIN20110227_222827_000000443100_00044_47041_1125.N1	27-FEB-2011 22:28:27	Bright	44.000	51	41Gam1Leo	2.0100	4500.0	88	47041	No
257	GOM_NL__2PRFIN20110227_223725_000000453100_00044_47041_1126.N1	27-FEB-2011 22:37:25	Bright	45.000	174	52Psi UMa	3.0040	4400.0	90	47041	No
258	GOM_NL__2PRFIN20110227_224008_000000433100_00044_47041_1127.N1	27-FEB-2011 22:40:08	Bright	42.500	82	48Bet UMa	2.3650	10600.	85	47041	No
259	GOM_NL__2PRFIN20110227_224444_000000503100_00044_47041_1128.N1	27-FEB-2011 22:44:44	Bright	50.000	32	77Eps UMa	1.7630	11000.	100	47041	No
260	GOM_NL__2PRFIN20110227_224834_000000413100_00044_47041_1129.N1	27-FEB-2011 22:48:34	Bright	41.000	60	7Bet UMi	2.0810	3950.0	82	47041	No
261	GOM_NL__2PRFIN20110227_225315_000000473100_00044_47041_1130.N1	27-FEB-2011 22:53:15	Bright	47.000	119	14Eta Dra	2.7270	4700.0	94	47041	No
262	GOM_NL__2PRFIN20110227_225736_000000443100_00044_47041_1131.N1	27-FEB-2011 22:57:36	Bright	44.000	130	23Bet Dra	2.7990	5800.0	88	47041	No
263	GOM_NL__2PRFIN20110227_230236_000000443100_00044_47041_1132.N1	27-FEB-2011 23:02:36	Bright	44.000	5	3Alp Lyr	0.033000	11000.	88	47041	No
264	GOM_NL__2PRFIN20110227_231007_000000393100_00044_47041_1133.N1	27-FEB-2011 23:10:07	Bright	38.500	168	17Zet Aql	2.9860	11000.	77	47041	No
265	GOM_NL__2PRFIN20110227_231549_000000663100_00044_47041_1134.N1	27-FEB-2011 23:15:49	Straylight	66.000	126	60Bet Oph	2.7700	4250.0	132	47041	No
266	GOM_NL__2PRFIN20110227_232222_000000433100_00044_47041_1135.N1	27-FEB-2011 23:22:22	Dark	42.500	137	22Lam Sgr	2.8240	4400.0	85	47041	No
267	GOM_NL__2PRFIN20110227_232423_000000583100_00044_47041_1136.N1	27-FEB-2011 23:24:23	Dark	57.500	86	35Eta Oph	2.4300	10200.	115	47041	No
268	GOM_NL__2PRFIN20110227_232731_000000483100_00044_47041_1137.N1	27-FEB-2011 23:27:31	Dark	47.500	25	35Lam Sco	1.6200	28000.	95	47041	No
269	GOM_NL__2PRFIN20110227_233526_000000523100_00045_47042_1130.N1	27-FEB-2011 23:35:26	Dark	52.000	131	Gam Lup	2.8000	26000.	104	47042	No
270	GOM_NL__2PRFIN20110227_233908_000000483100_00045_47042_1131.N1	27-FEB-2011 23:39:08	Dark	48.000	10	Bet Cen	0.61000	28000.	96	47042	No
271	GOM_NL__2PRFIN20110227_234054_000000483100_00045_47042_1132.N1	27-FEB-2011 23:40:54	Dark	48.000	77	Eps Cen	2.3030	28000.	96	47042	No
272	GOM_NL__2PRFIN20110227_234241_000000363100_00045_47042_1133.N1	27-FEB-2011 23:42:41	Dark	36.000	54	5The Cen	2.0550	4500.0	72	47042	No
273	GOM_NL__2PRFIN20110227_234408_000000463100_00045_47042_1134.N1	27-FEB-2011 23:44:08	Dark	46.000	64	Gam Cen	2.2000	10600.	92	47042	No

### 3. Quality information per product

In this section it is plotted some information contained in the Quality Summary data set of


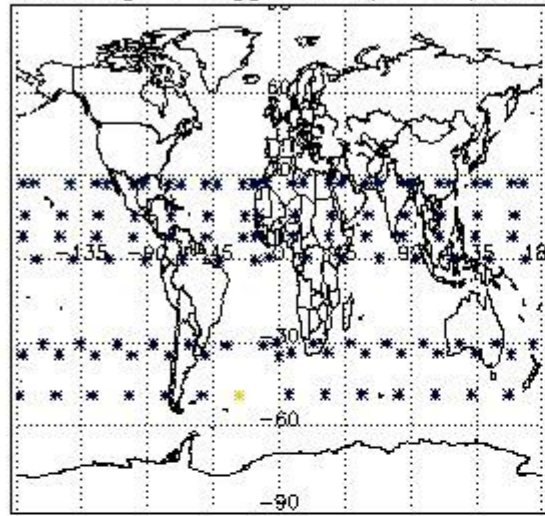
the level 2 products. Only products in dark limb conditions and without errors (error flag in the MPH set to "0") are used.

### 3.1 Plot quality information per product (time dependant)

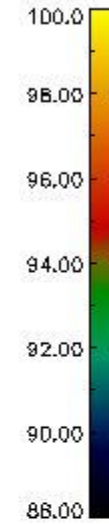
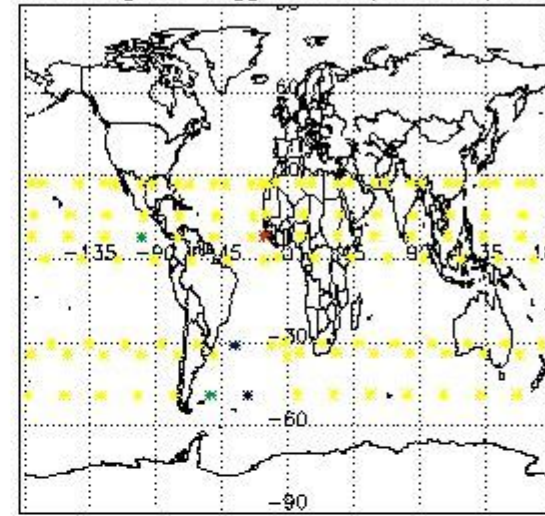


### 3.2 Plot quality information per product (world map)


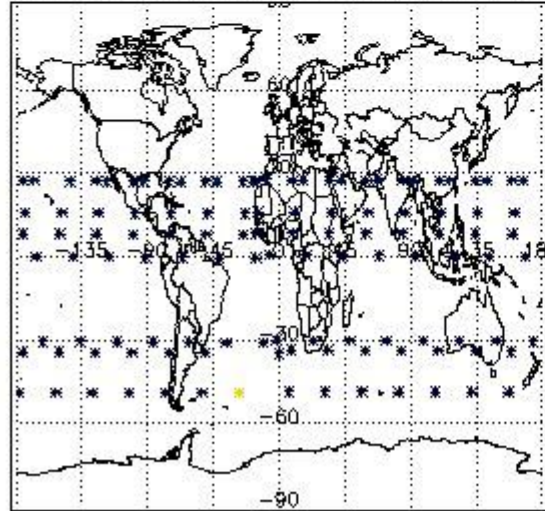
Percentage of flagged data per O3 profile



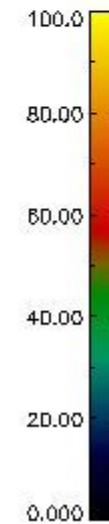
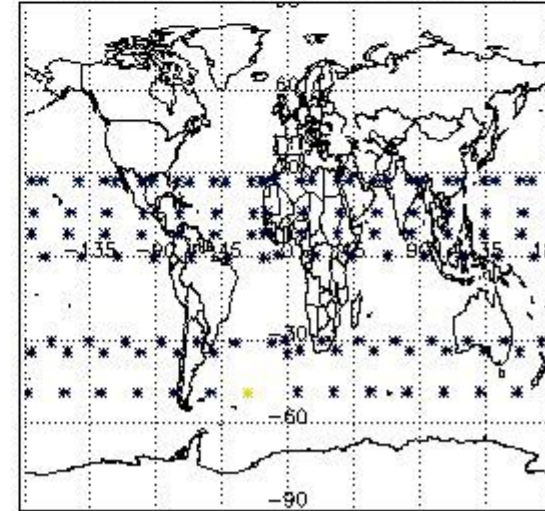
Percentage of flagged data per H2O profile



Percentage of flagged data per NO2 profile



Percentage of flagged data per NO3 profile



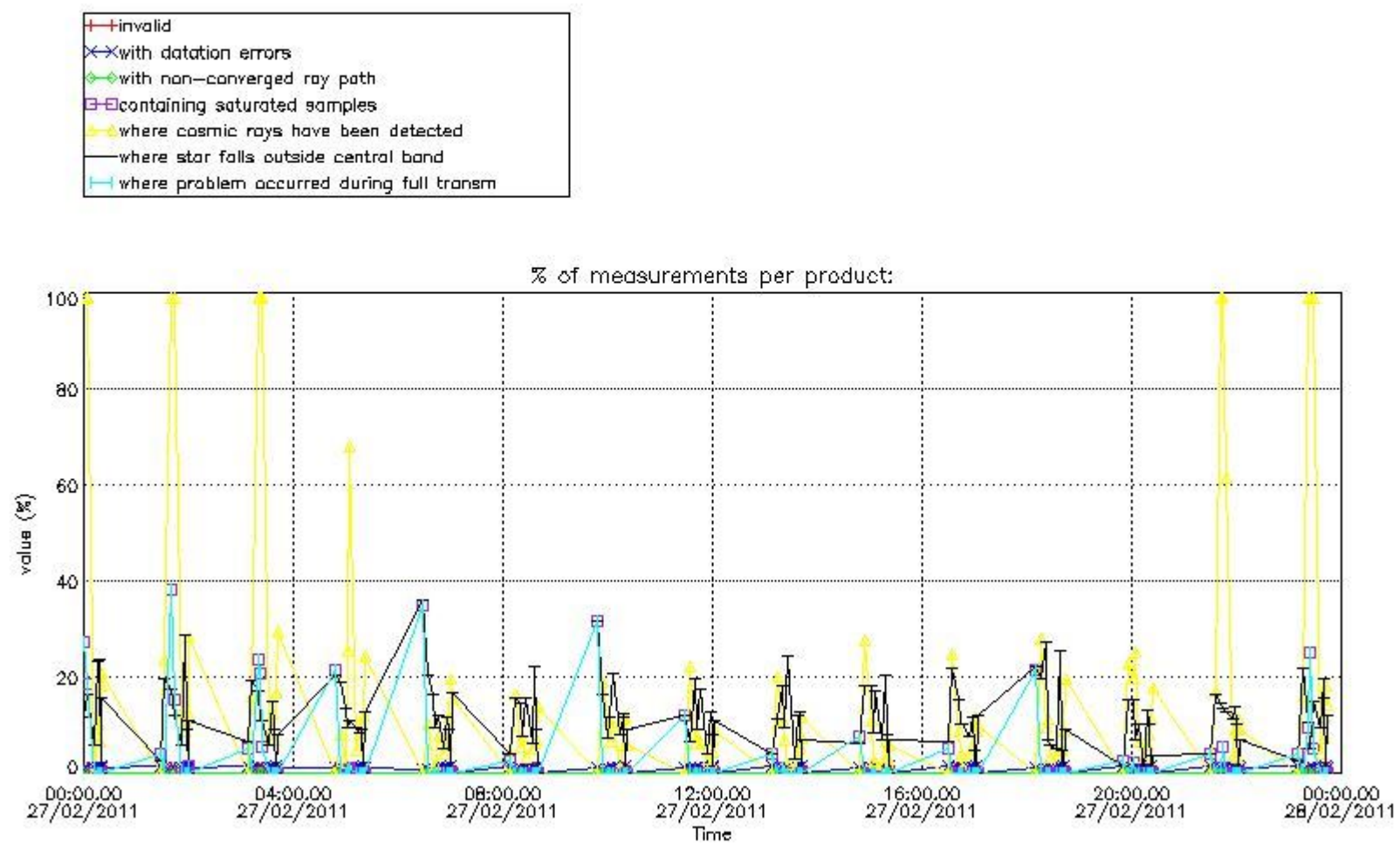
#### 4. Level 1 quality information per product

In this section it is plotted some information contained in the Quality Summary data set of the level 2 products that comes from the level 1b processing. Products without errors (error flag in the MPH set to "0") are used.

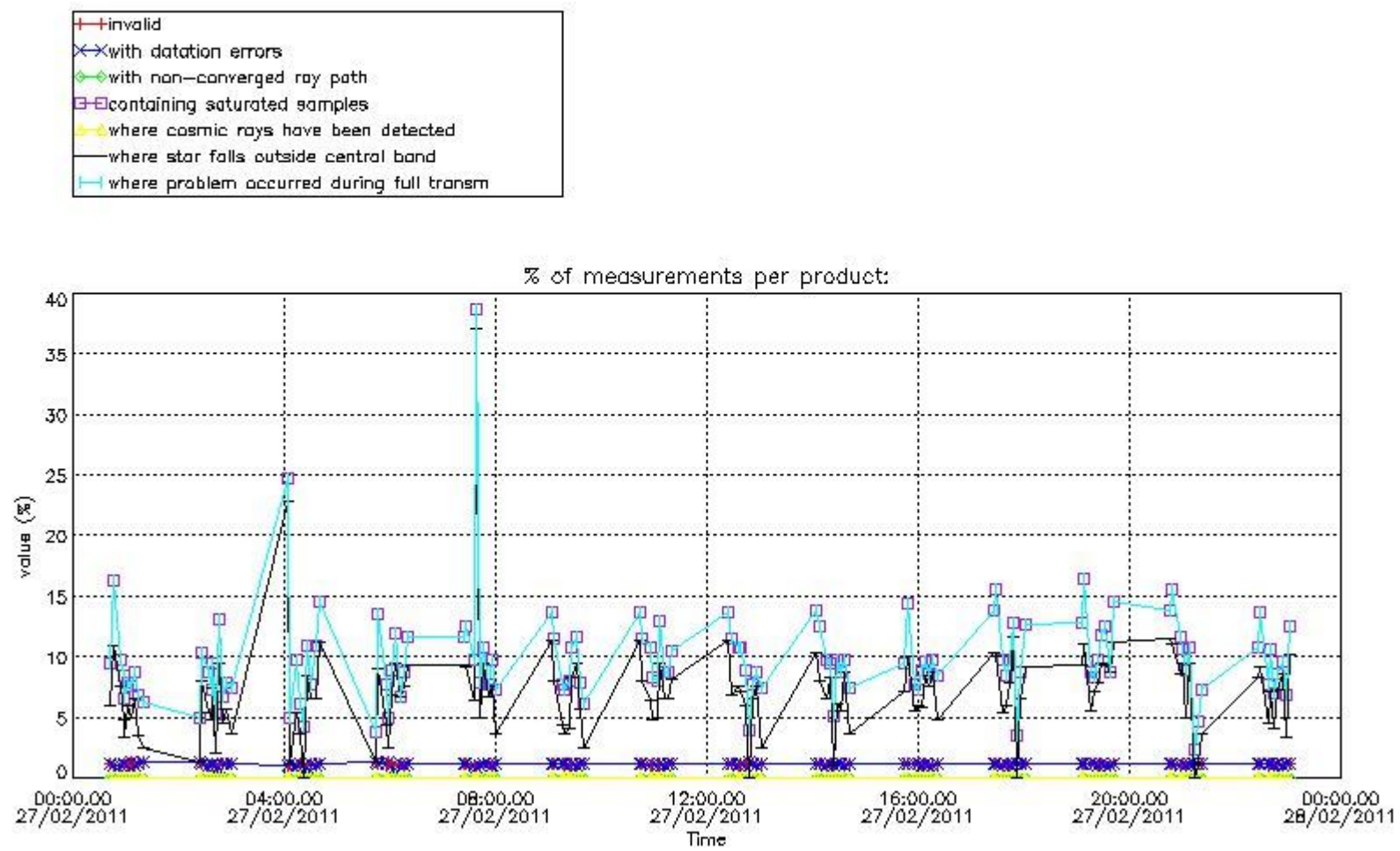
##### 4.1 Plot quality information per product (time dependant) coming from level 1b processing

##### 4.1.1 Plot level 1 quality information per product (time dependant): ENVISAT ASCENDING passes





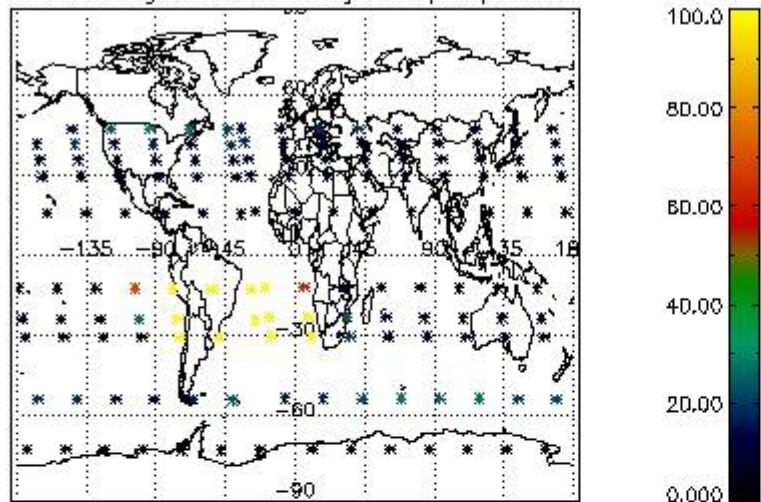
4.1.2 Plot level 1 quality information per product (time dependant): ENVI SAT DESCENDING passes



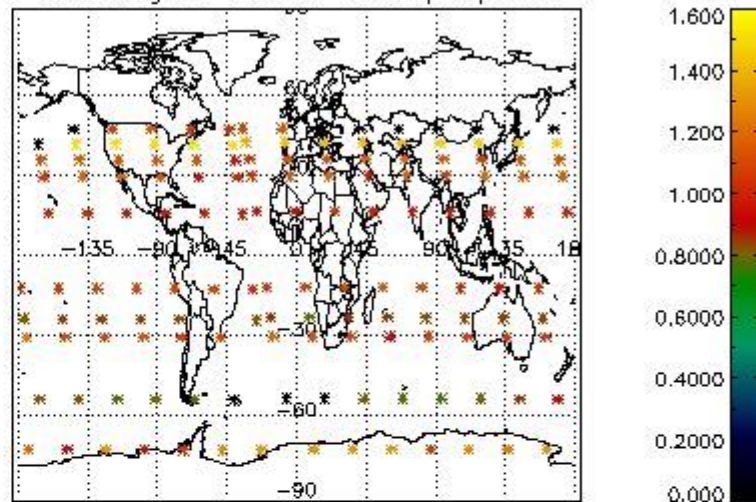
*4.2 Plot quality information per product coming from level 1b processing (world map)*

*4.2.1 Plot level 1 quality information per product (world map): ENVISAT ASCENDING passes*

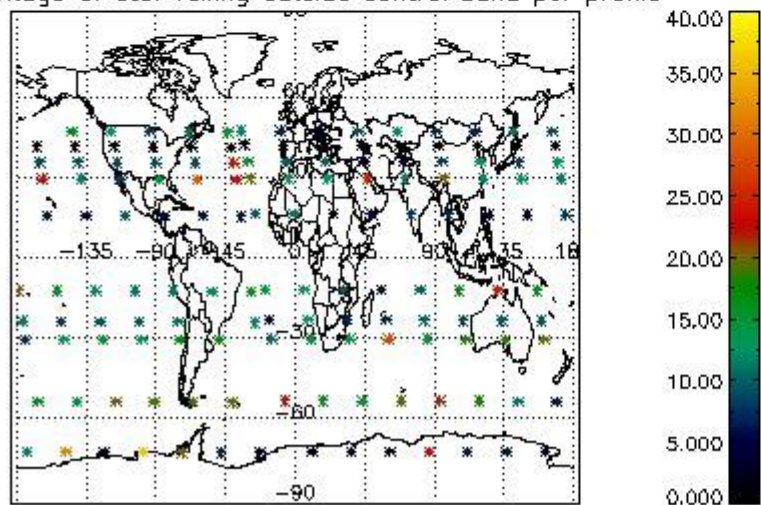
Percentage of cosmic ray hits per profile



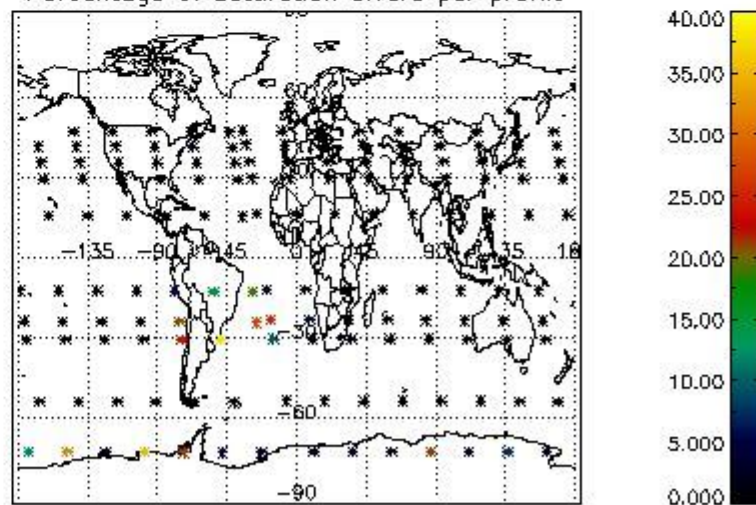
Percentage of datation errors per profile



Percentage of star falling outside central band per profile

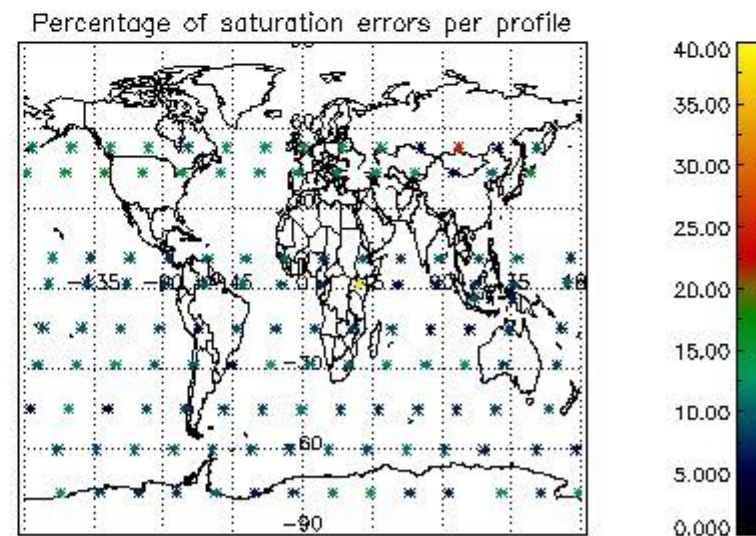
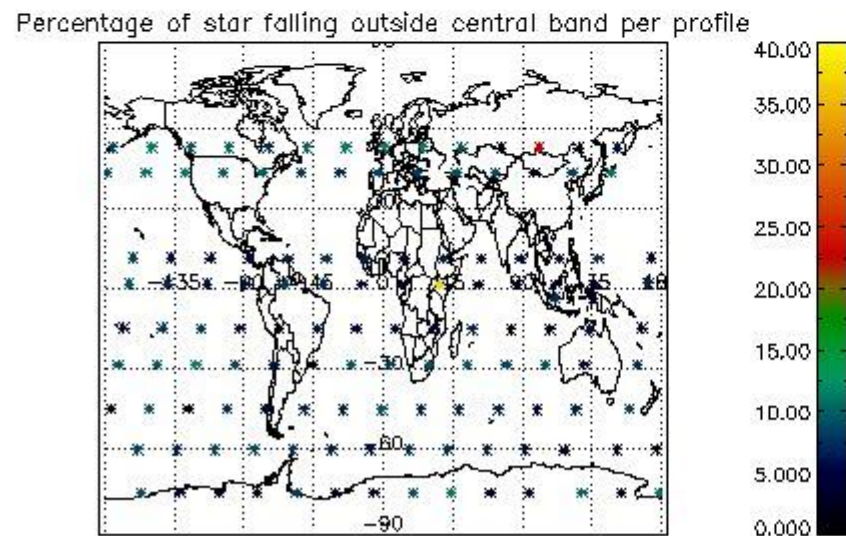
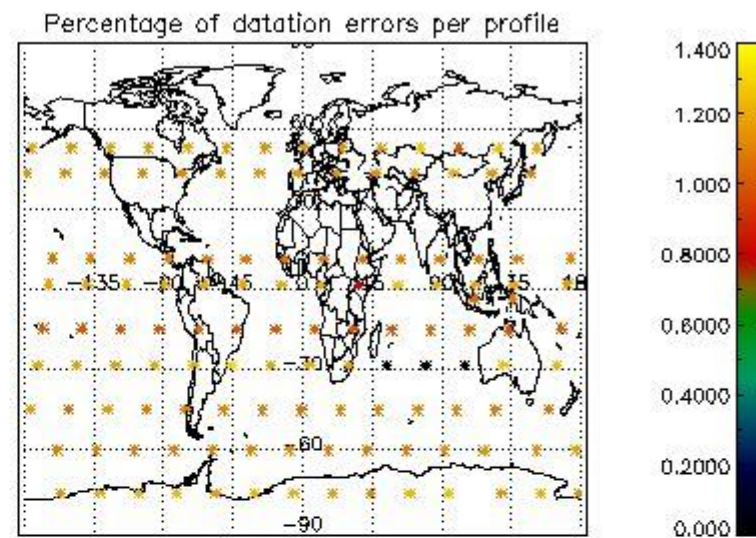
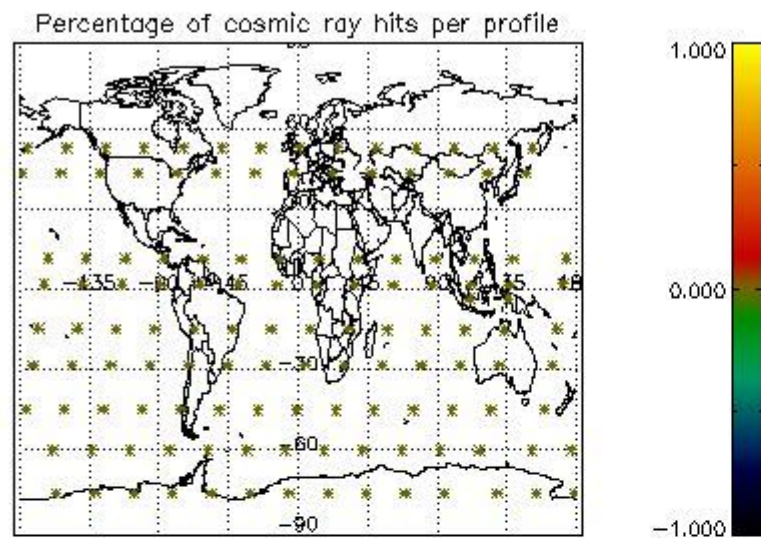


Percentage of saturation errors per profile



4.2.2 Plot level 1 quality information per product (world map): ENVISAT DESCENDING passes





## 5. Trace gas profiles

### 5.1 Ozone statistics based on quality of products

The final quality of the products can be "measured" using the STD (Standard Deviation) attached to every point profile. This information is written to the parameter GOM\_NL\_\_2P/NL\_LOCAL\_SPECIES\_DENSITY/o3\_std of the level 2 products. The table below shows the statistics for given STD ranges.

The statistics are given with respect to the overall valid production:

- Products without fatal errors: GOM\_NL\_\_2P/MPH/PRODUCT\_ERR=0
- Valid point profile: GOM\_NL\_\_2P/NL\_LOCAL\_SPECIES\_DENSITY/pcd(0)=0

The 'Criteria' is applied to valid points of dark limb products:

- Products in dark limb illumination condition: GOM\_NL\_\_2P/NL\_SUMMARY\_QUALITY/obs\_ill\_cond=0
- Products without fatal errors: GOM\_NL\_\_2P/MPH/PRODUCT\_ERR=0
- Valid point profile: GOM\_NL\_\_2P/NL\_LOCAL\_SPECIES\_DENSITY/pcd(0)=0

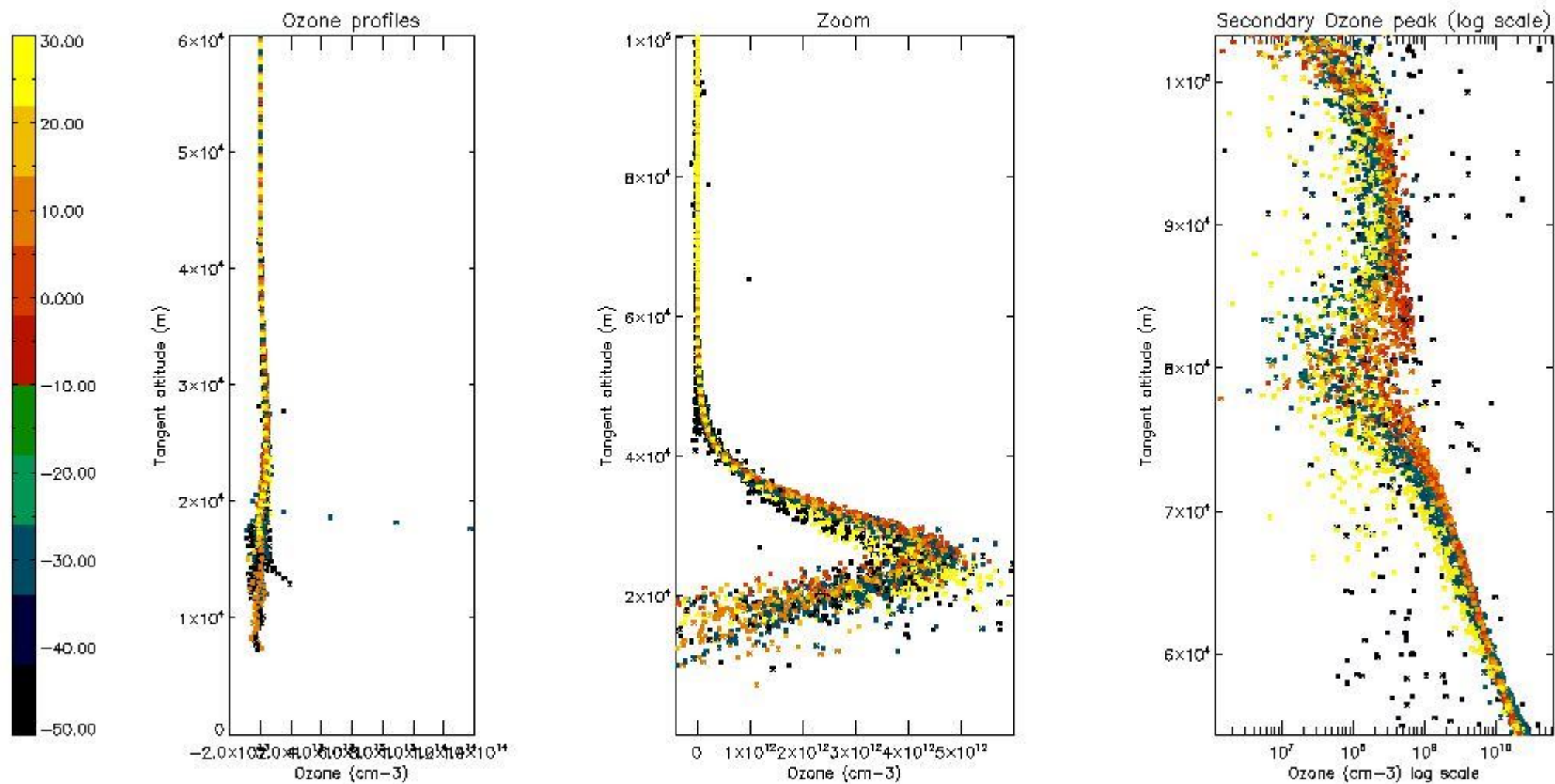
So, the table below shows the percentage of dark limb and valid observations for each criteria with respect to the overall valid daily observations.

Criteria	% of total production
All STD	44
STD < 20	23

STD < 10	18
STD < 5	12

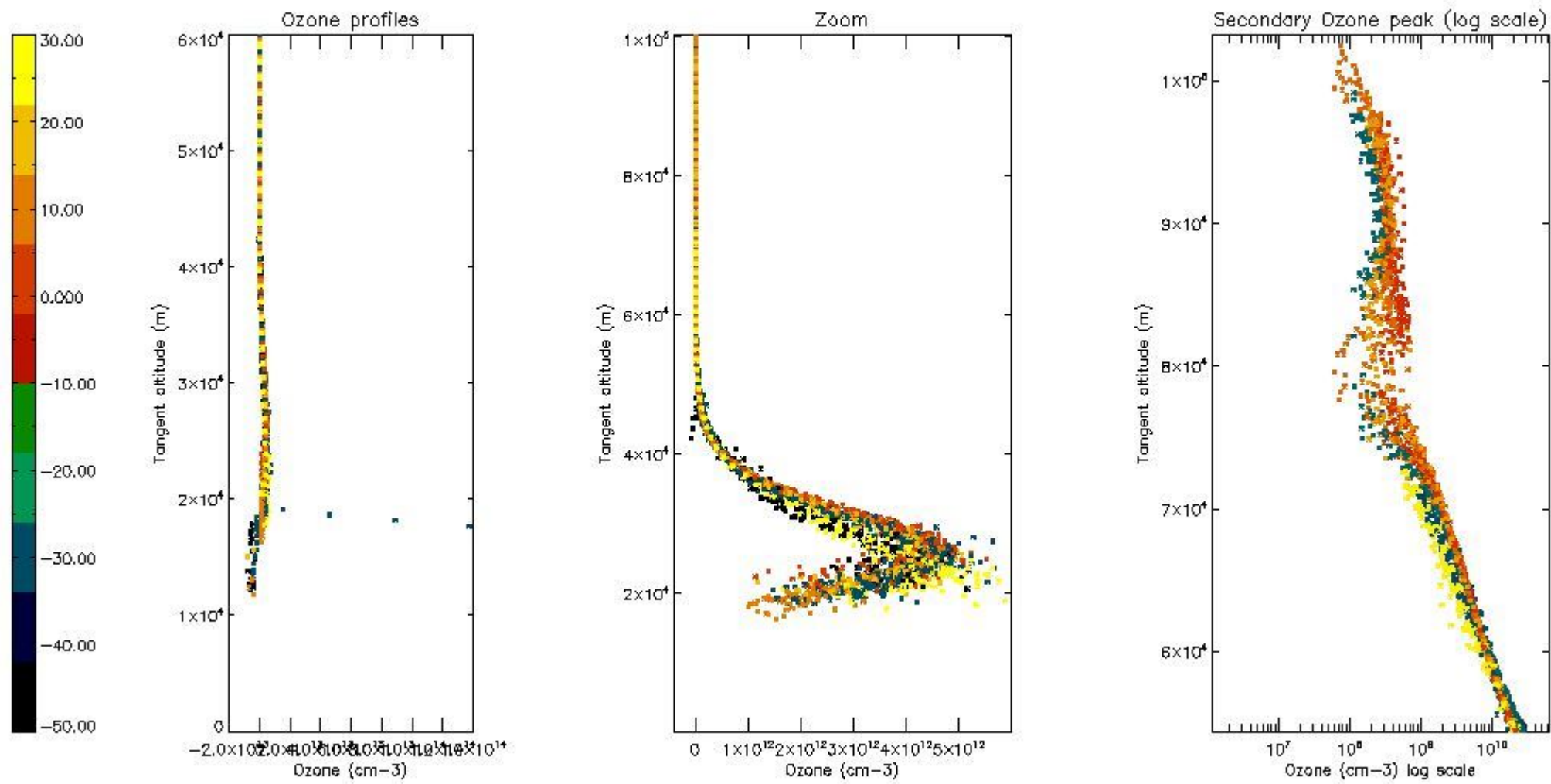
5.2 Plot ozone profiles for all STD (dark without errors)

The colorbar represents the latitude.



5.3 Plot ozone profiles where STD < 20% (dark without errors)

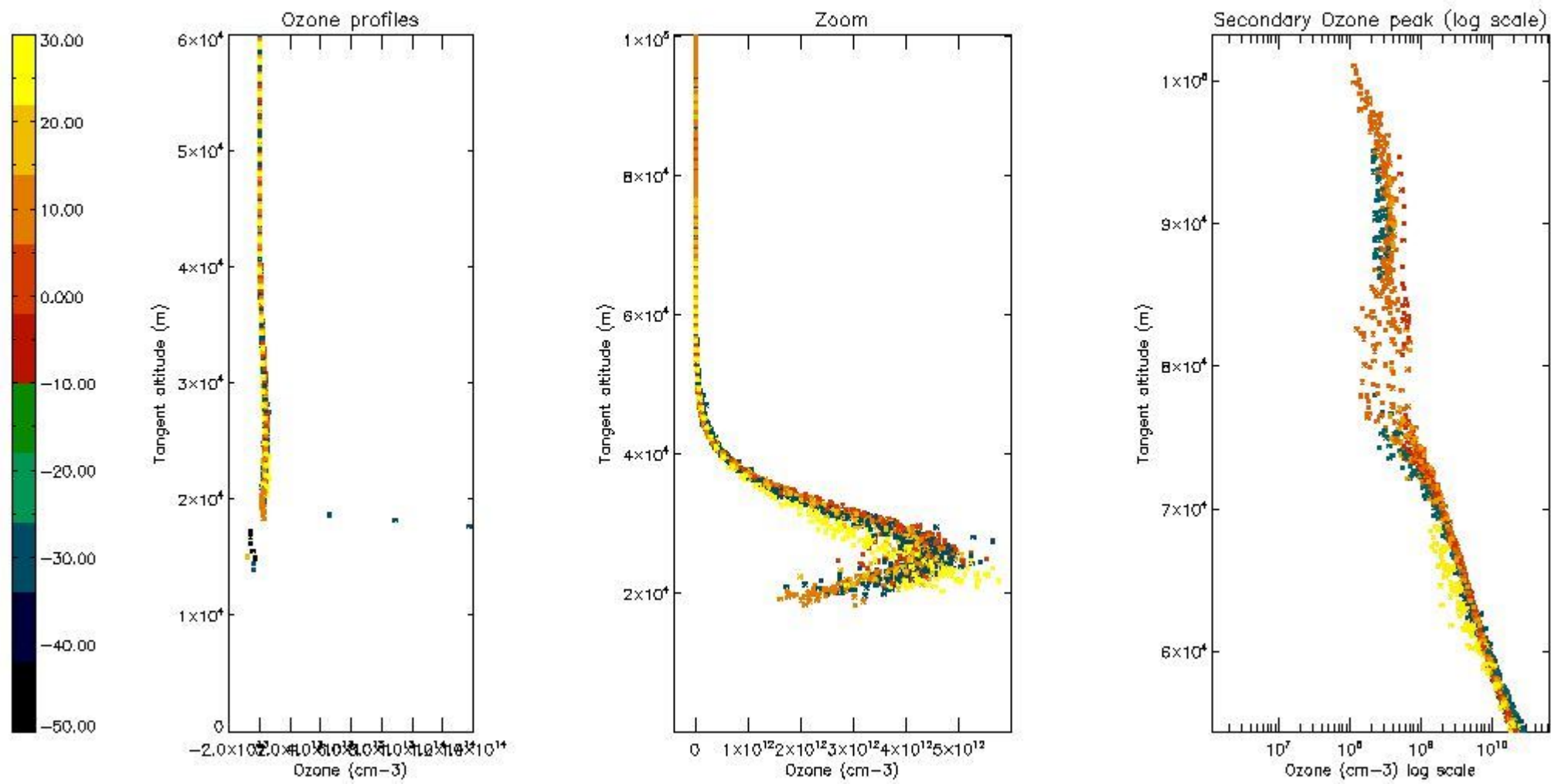
The colorbar represents the latitude.



*5.4 Plot ozone profiles where STD < 10% (dark without errors)*

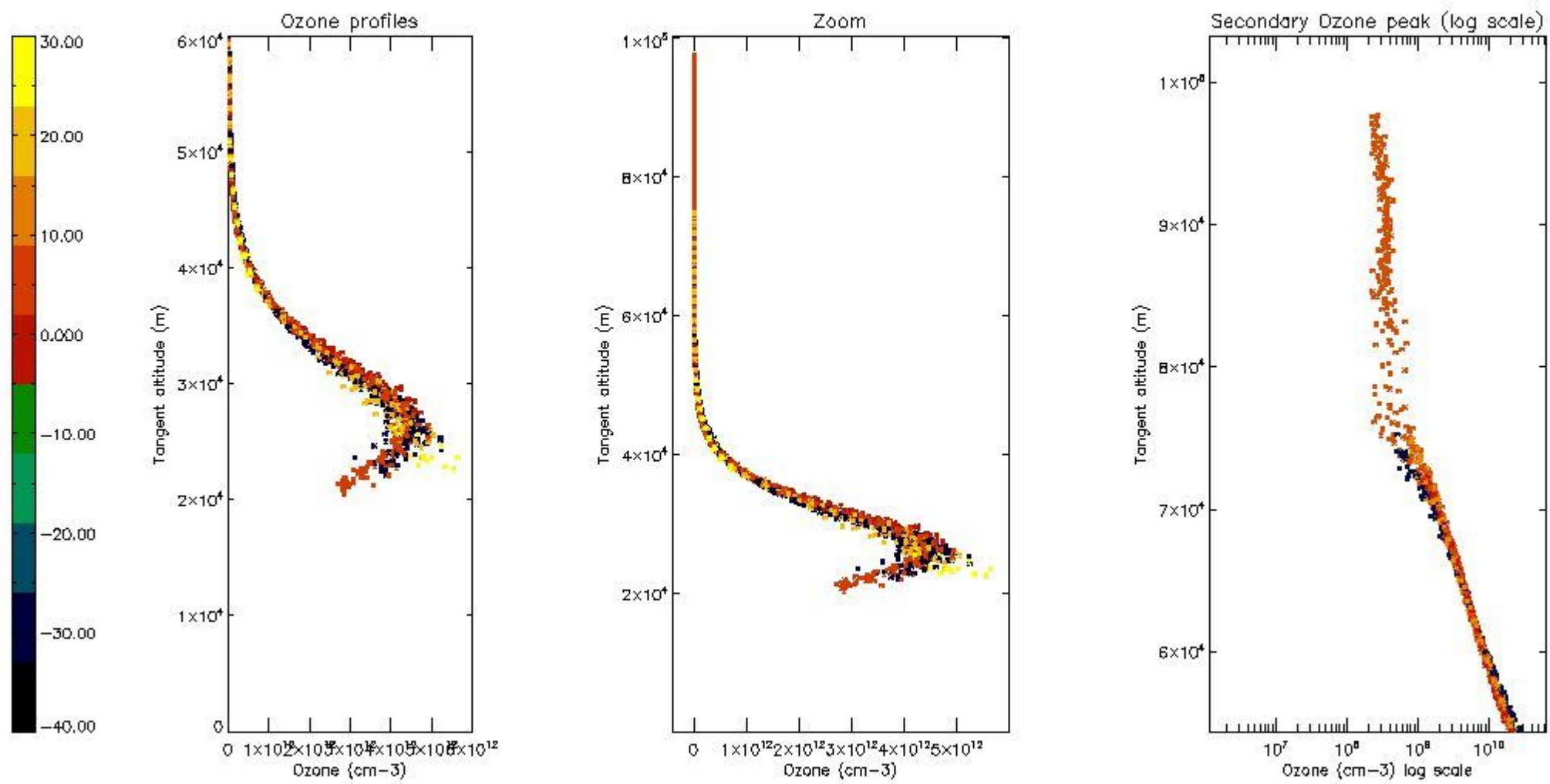
The colorbar represents the latitude.





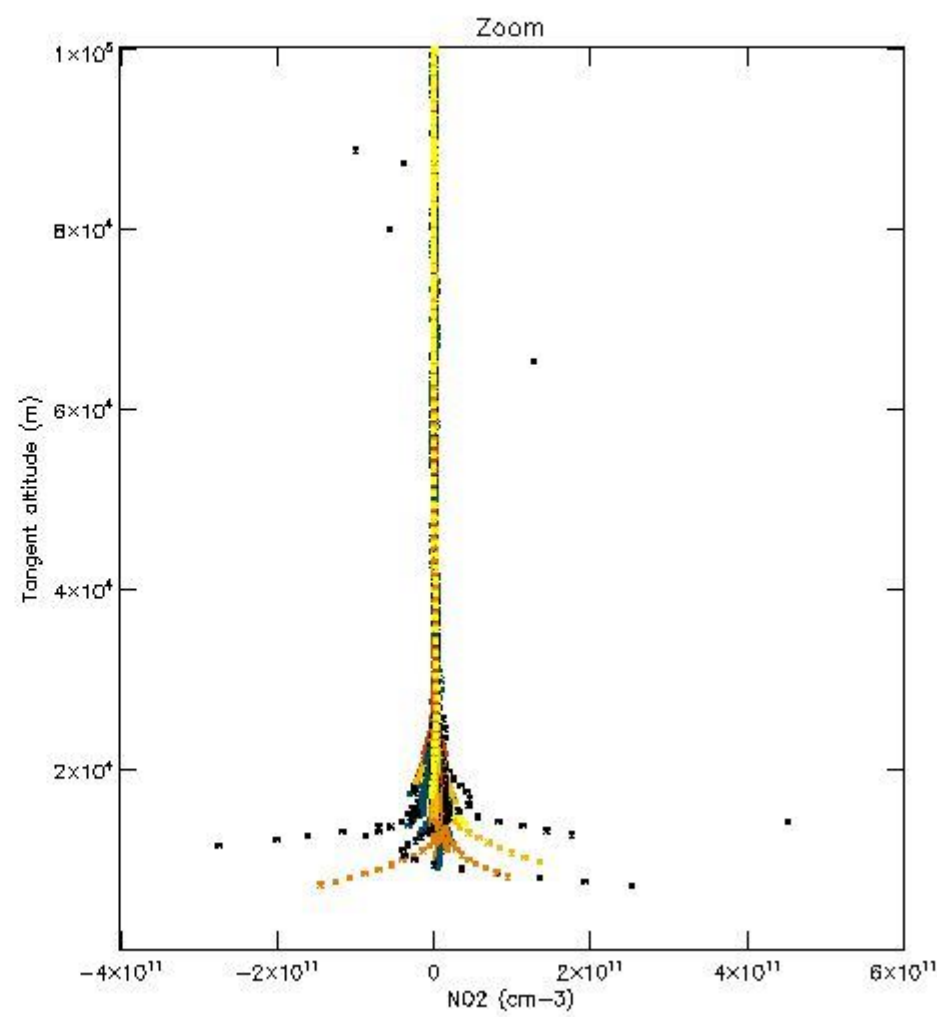
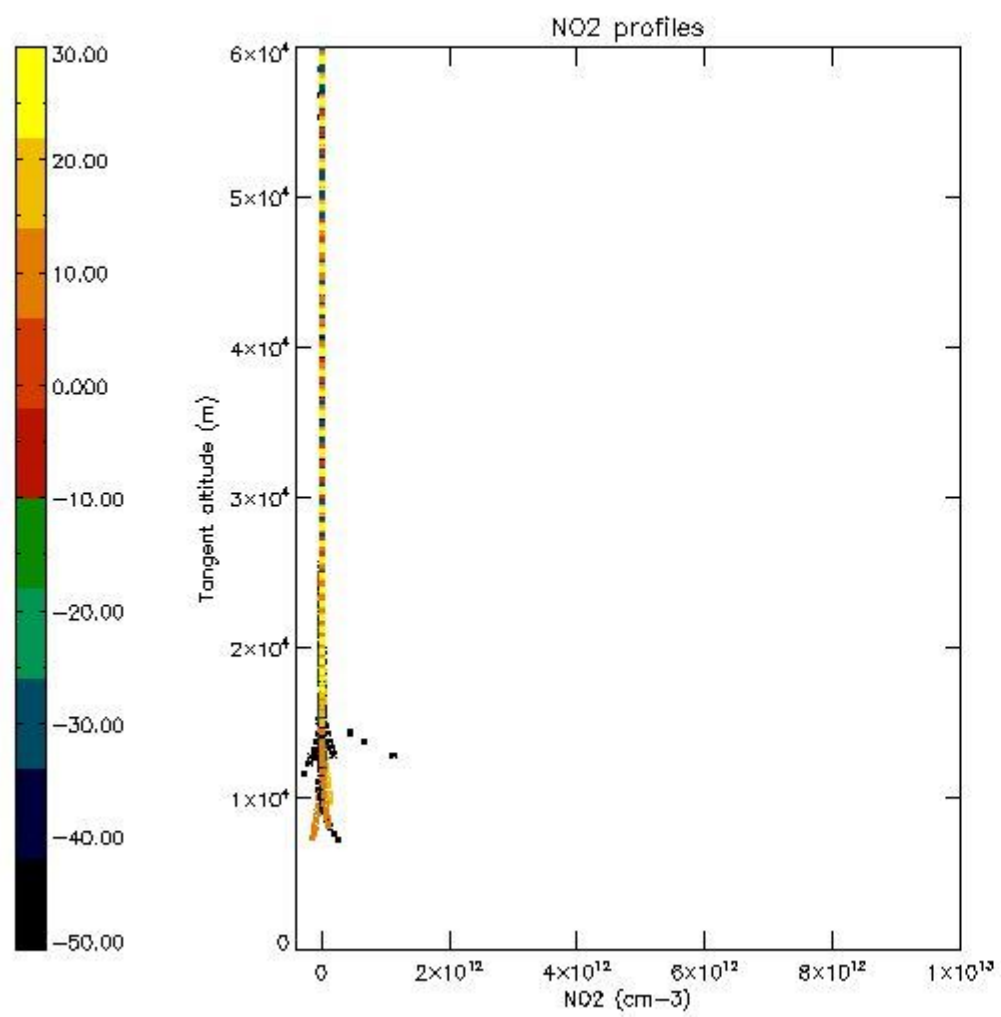
*5.5 Plot ozone profiles where STD < 5% (dark without errors)*

The colorbar represents the latitude.



*5.6 Plot NO<sub>2</sub> profiles for all STD (dark without errors)*

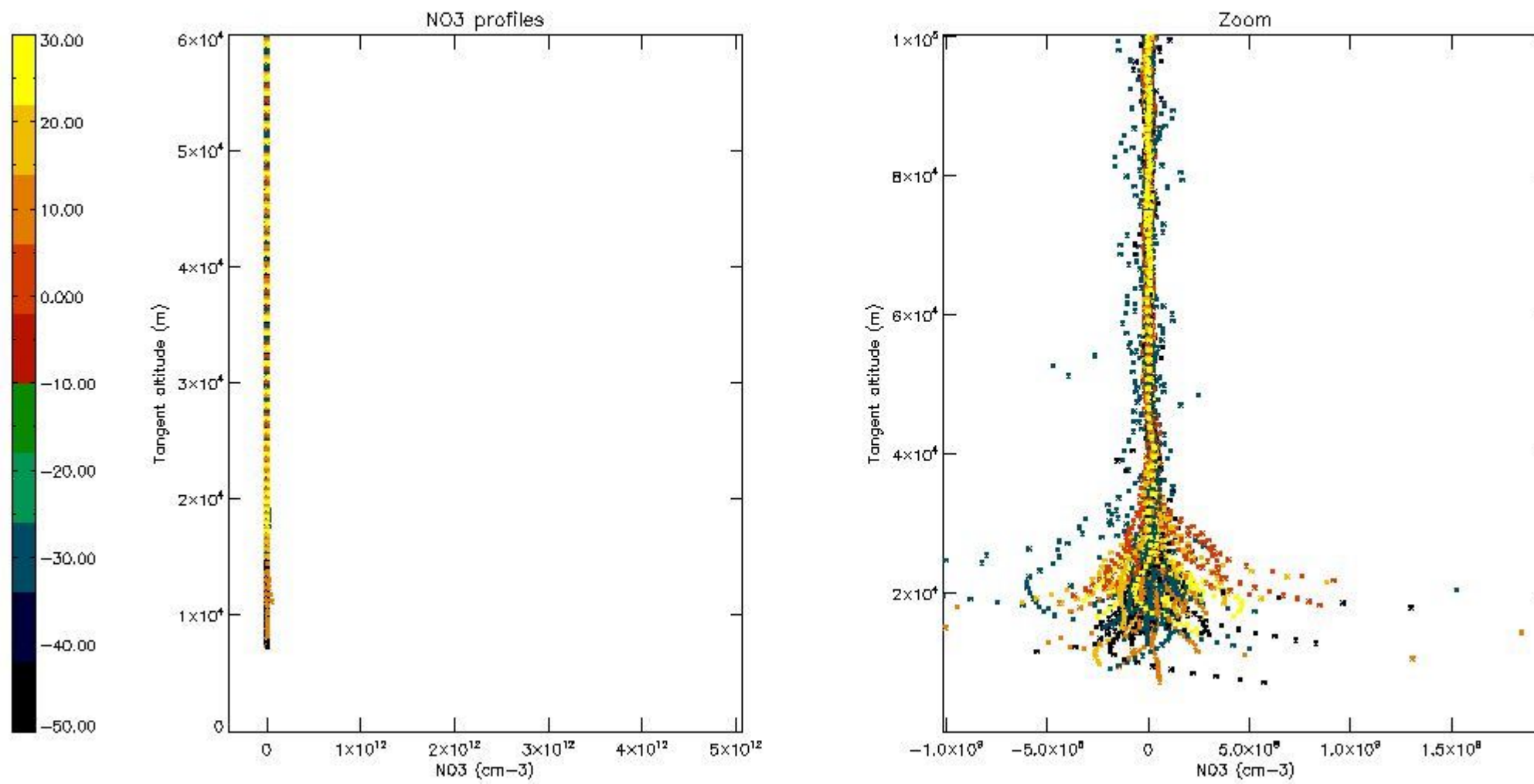
The colorbar represents the latitude.



*5.7 Plot NO3 profiles for all STD (dark without errors)*

The colorbar represents the latitude.

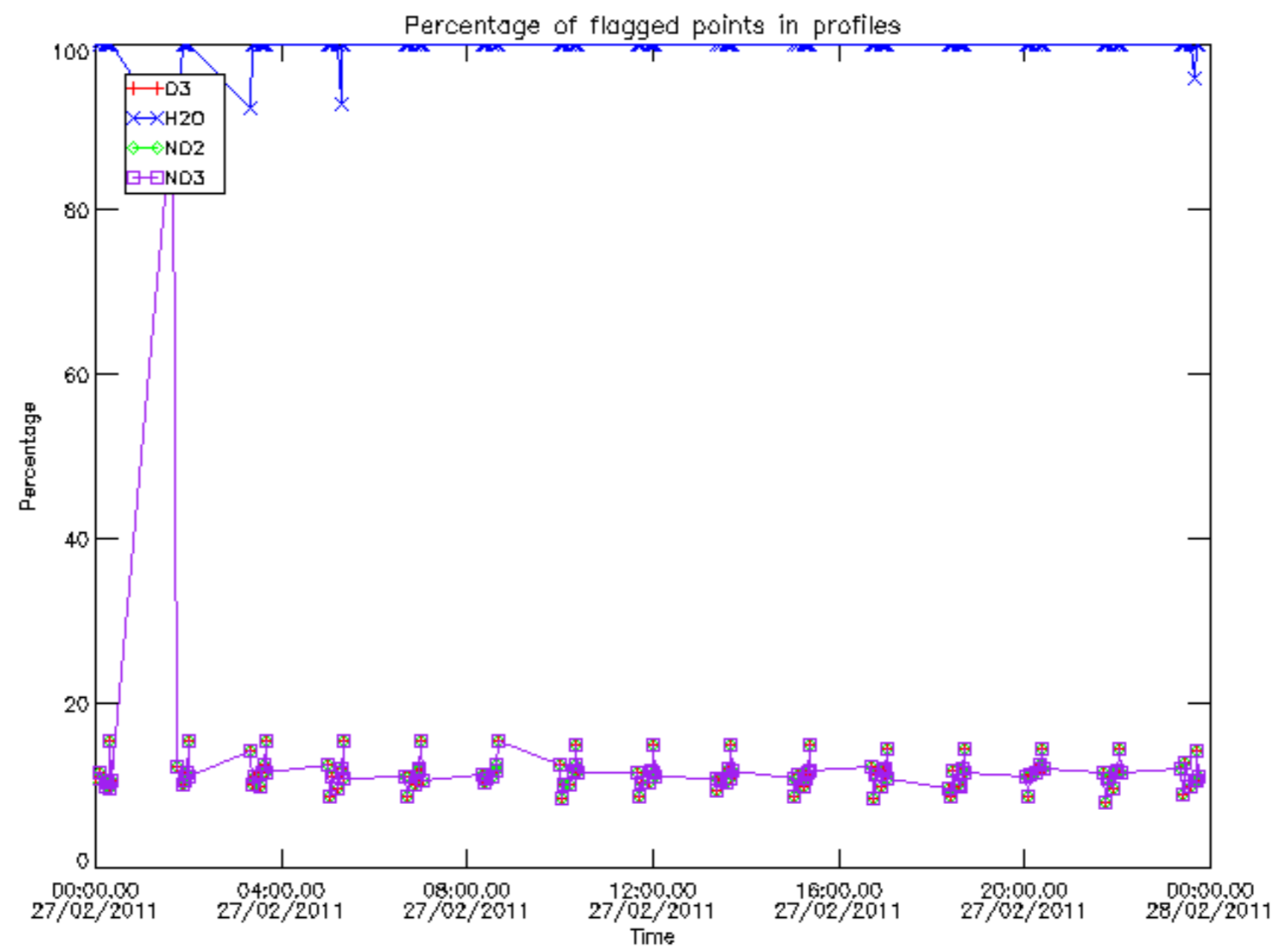




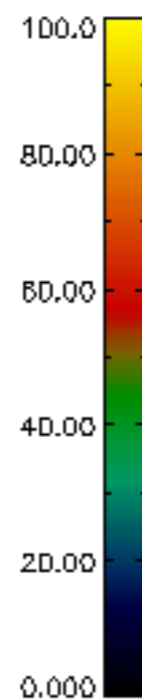
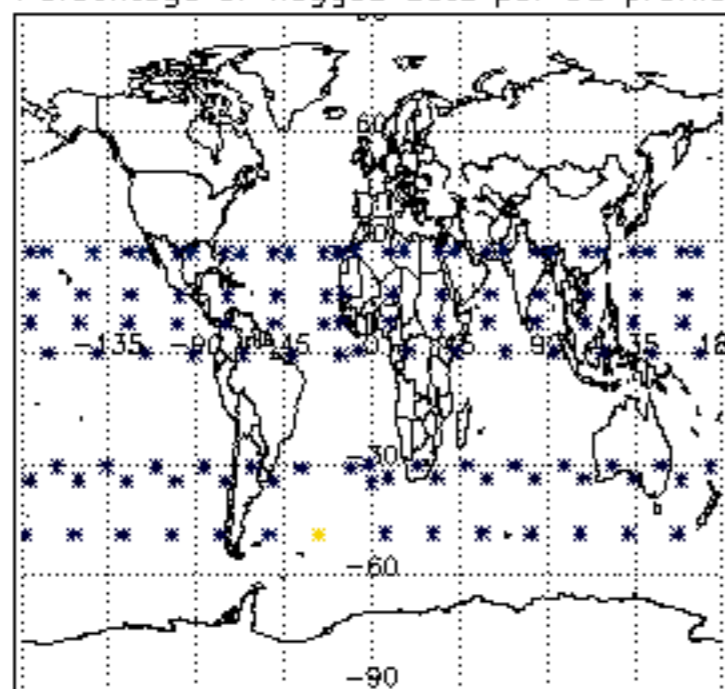
## 6. Auxiliary Data Files used for the production reported in section 2

The number reported in the third column indicates since which file (see list in section 2) the corresponding auxiliary file has been used. The fourth column is the date of those product files.

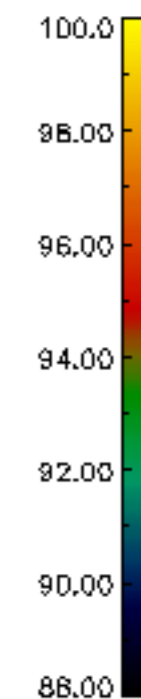
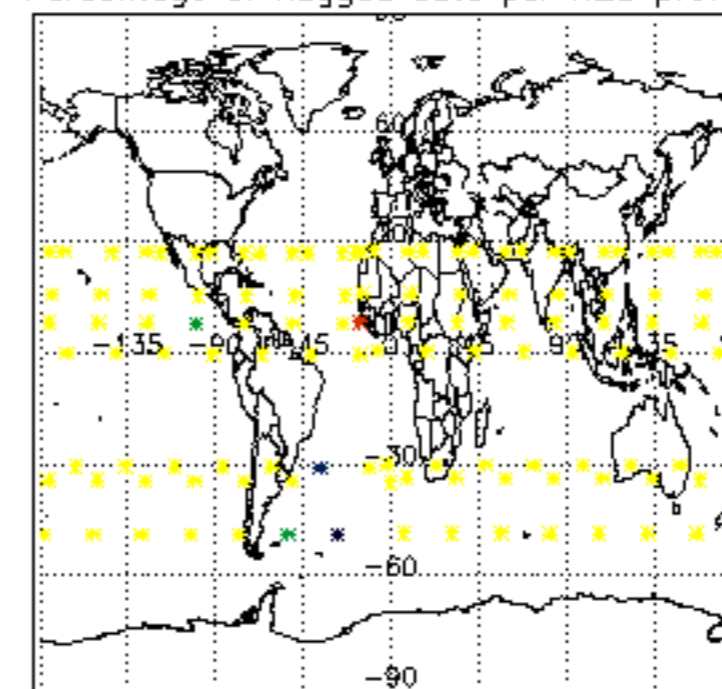
Type	Auxiliary Filename	Used since product	Used since product date
INST_PHYS_CHARACTERISTICS	GOM_INS_AXVIEC20091111_143220_20030716_120000_20500101_000000	1	27-FEB-2011 00:00:48
LEVEL-2_PROC_CONFIG	GOM_PR2_AXVIEC20091111_152718_20020301_000000_20500101_000000	1	27-FEB-2011 00:00:48
CROSS_SECTIONS_FILE	GOM_CRS_AXVIEC20091111_154832_20020301_000000_20500101_000000	1	27-FEB-2011 00:00:48



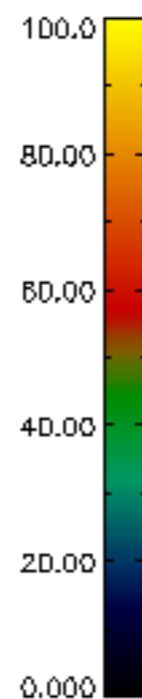
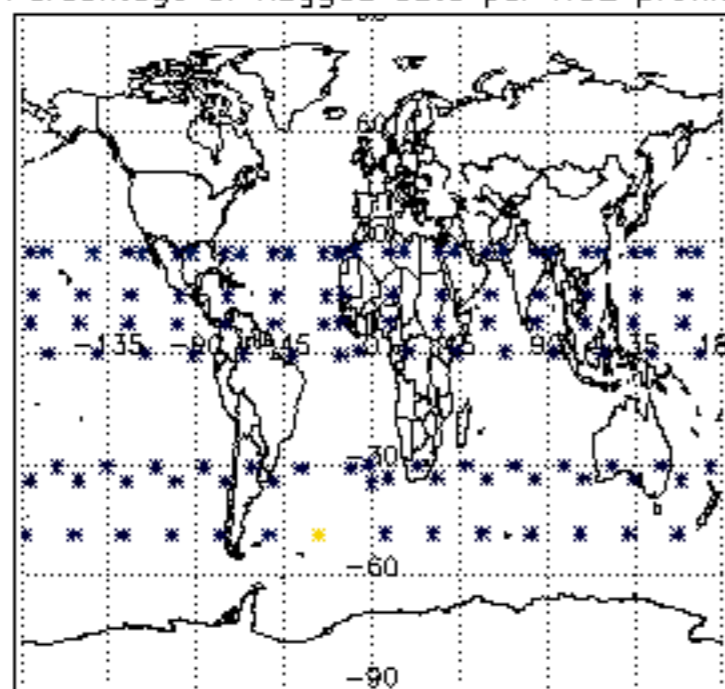
Percentage of flagged data per D3 profile



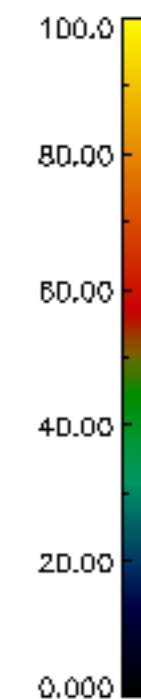
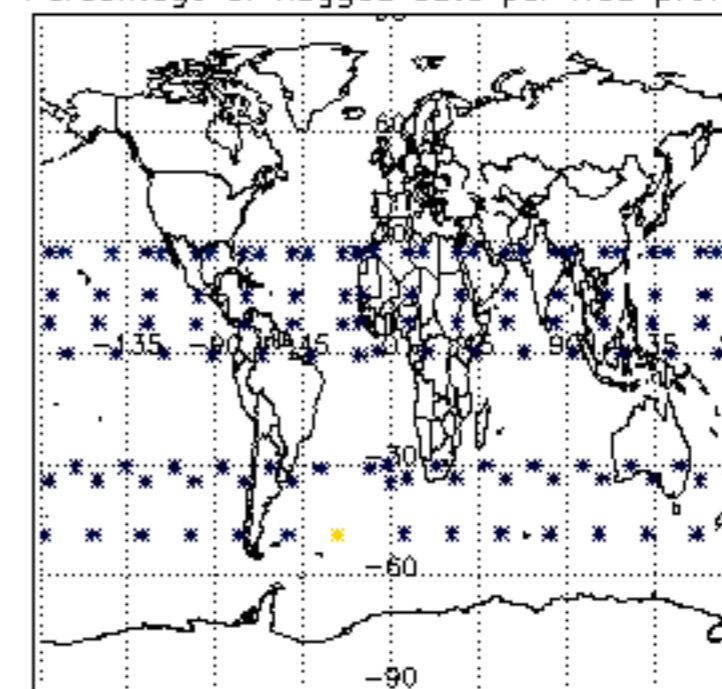
Percentage of flagged data per H2O profile



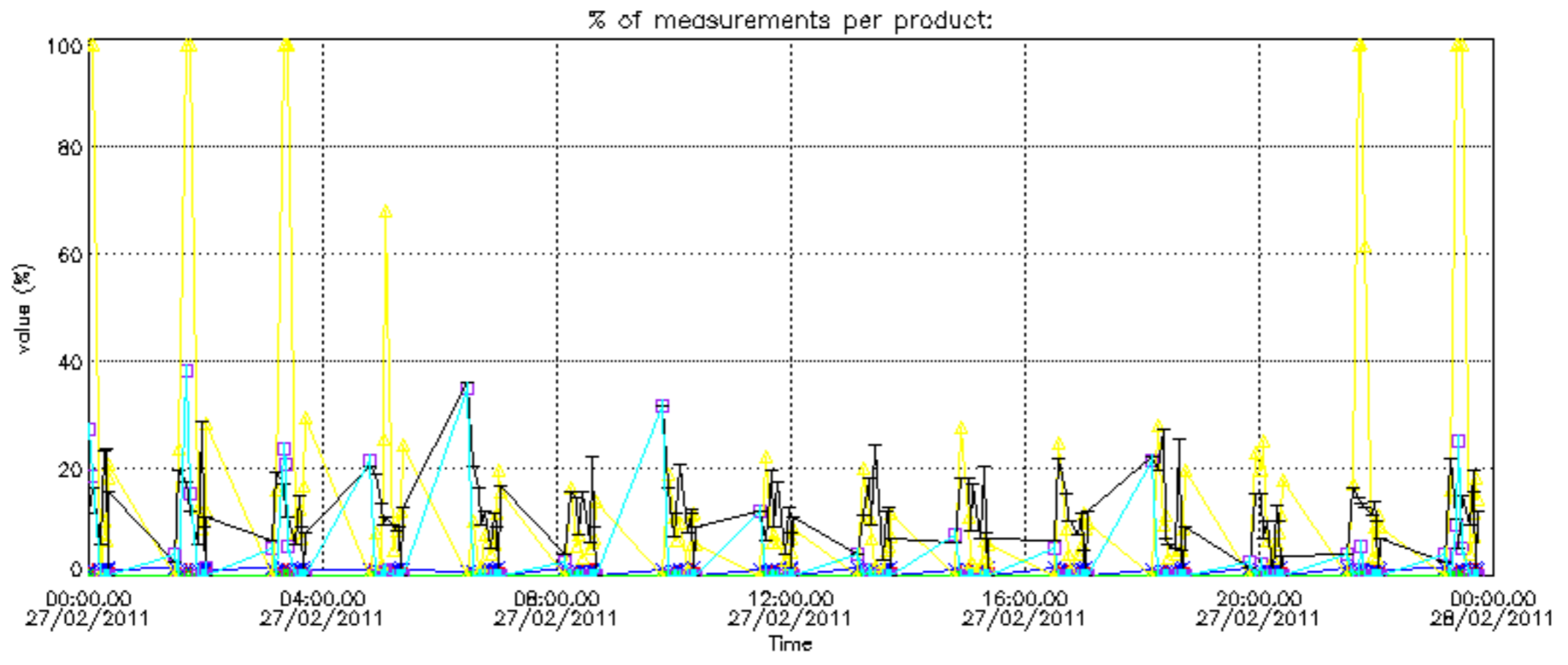
Percentage of flagged data per NO2 profile

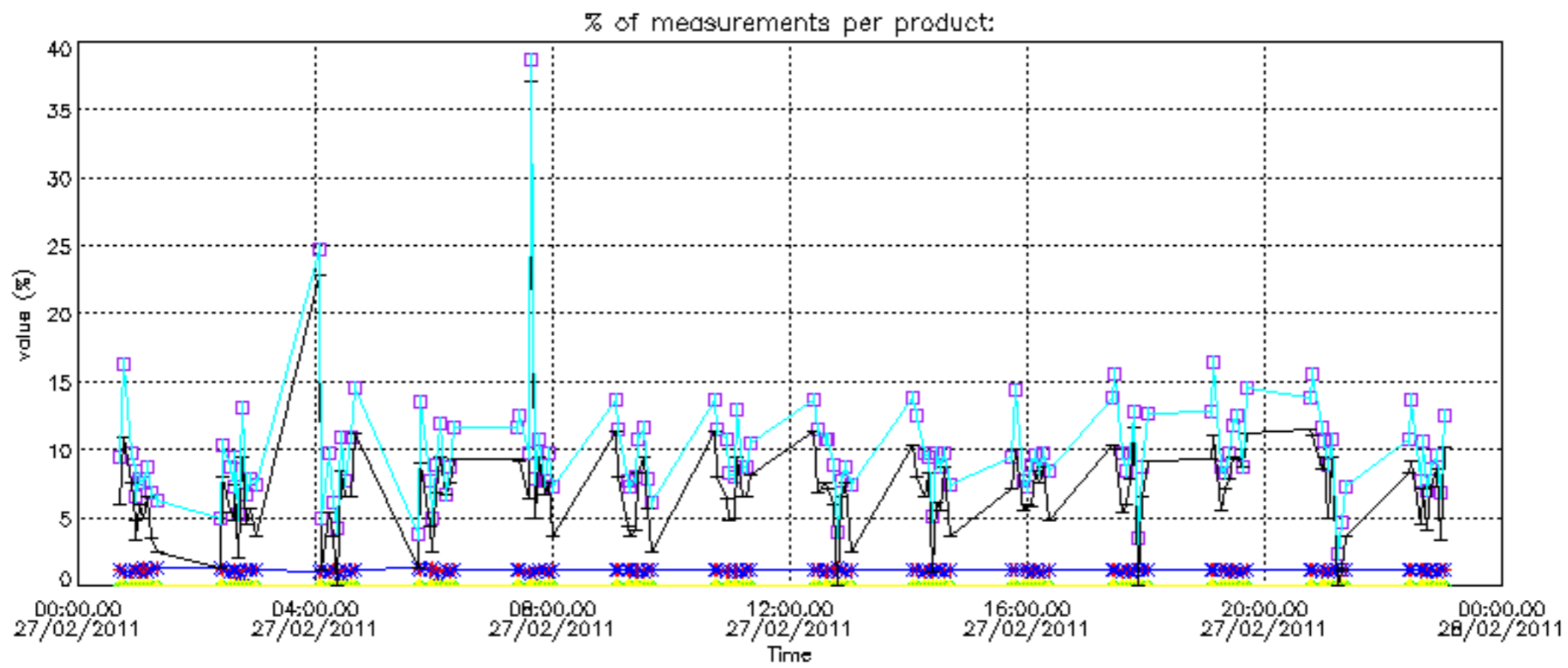


Percentage of flagged data per NO3 profile

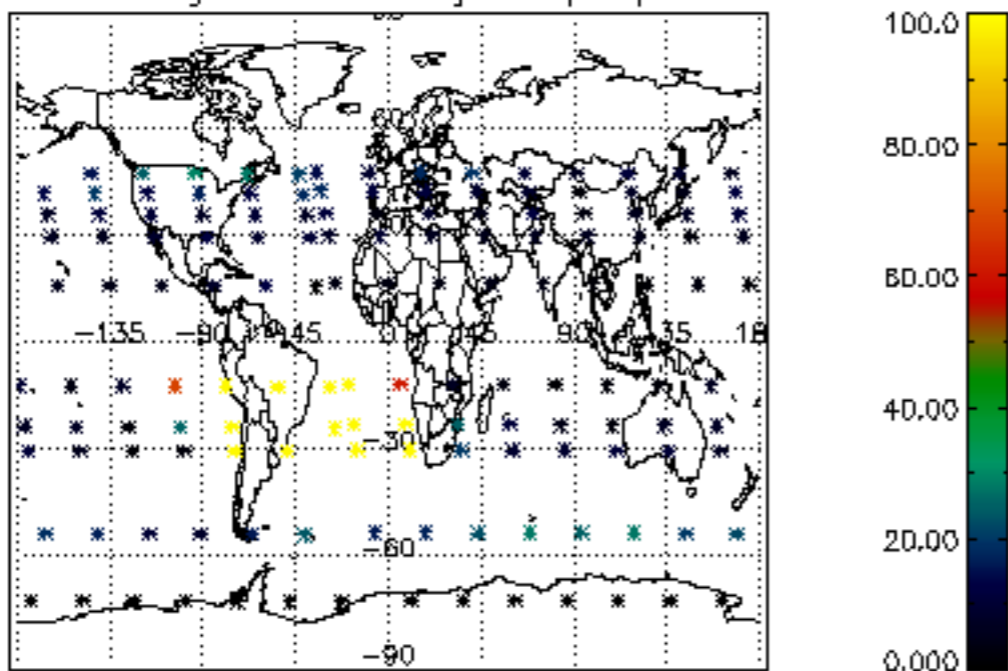




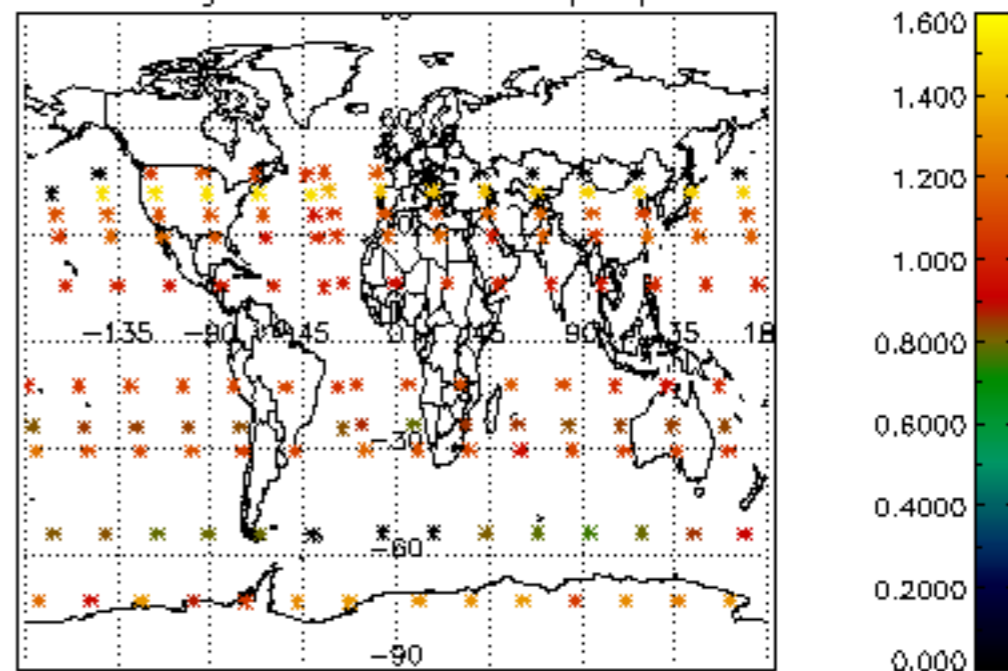




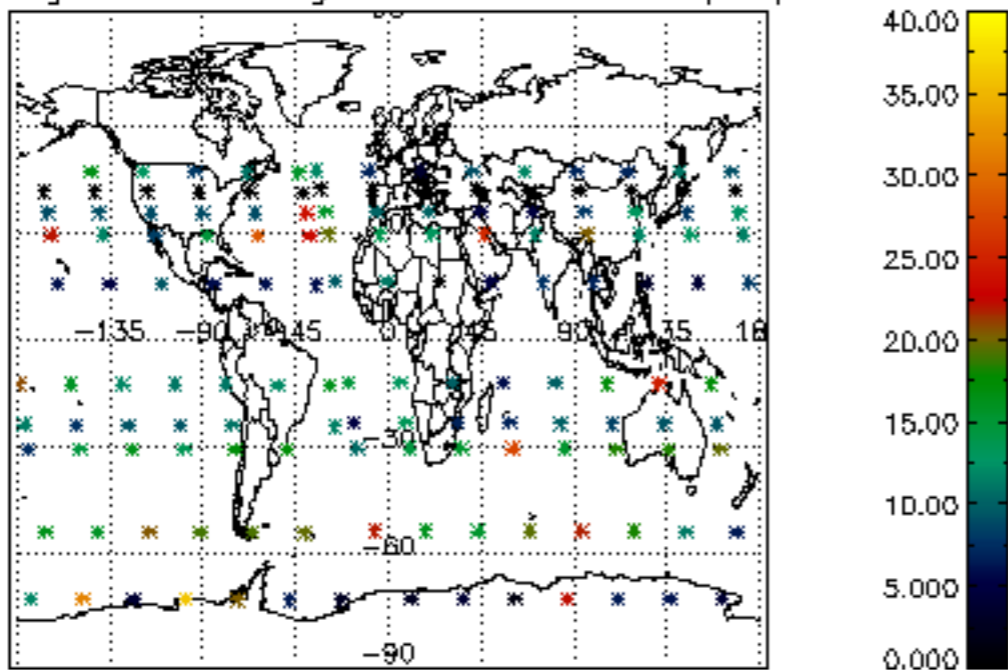
Percentage of cosmic ray hits per profile



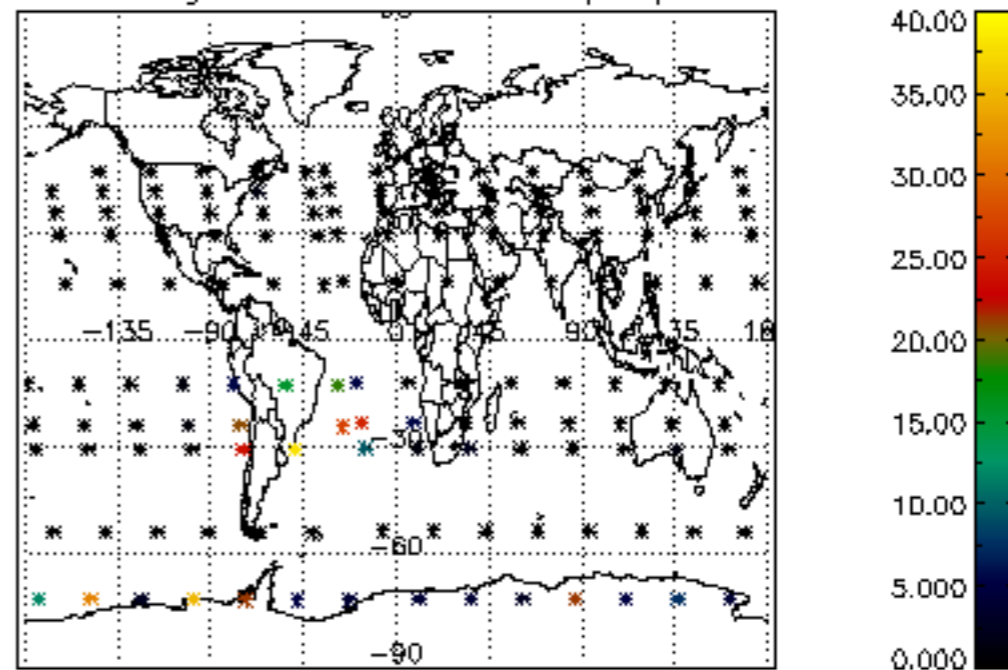
Percentage of datation errors per profile



Percentage of star falling outside central band per profile

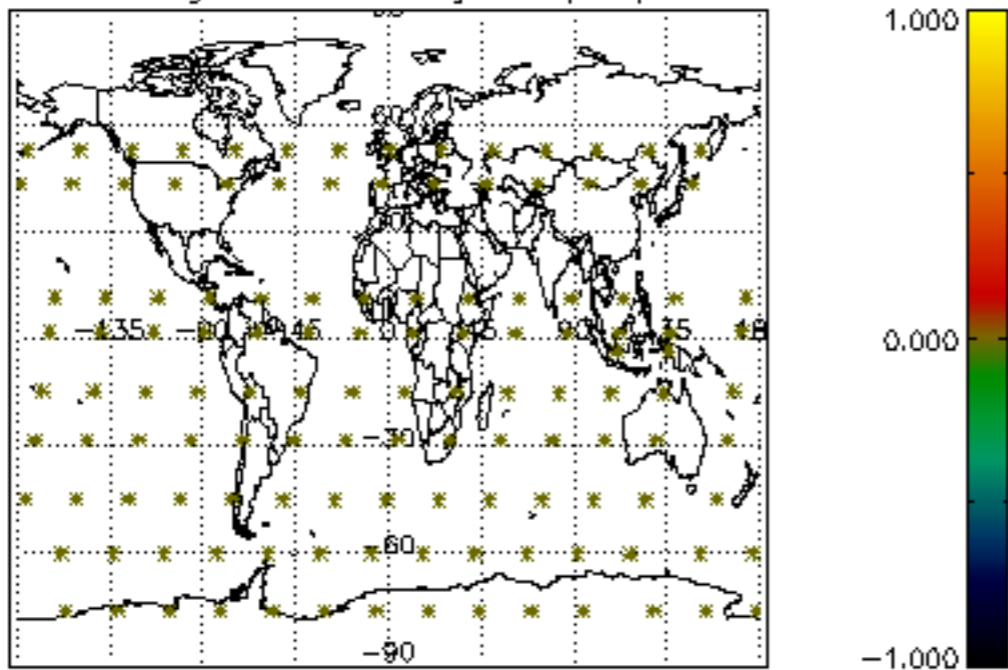


Percentage of saturation errors per profile

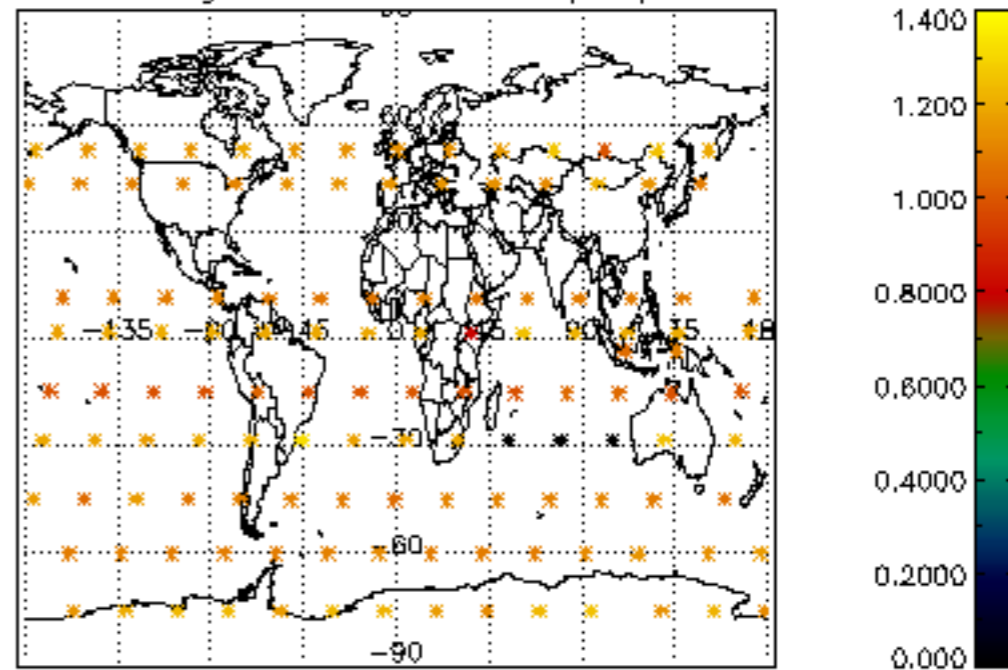




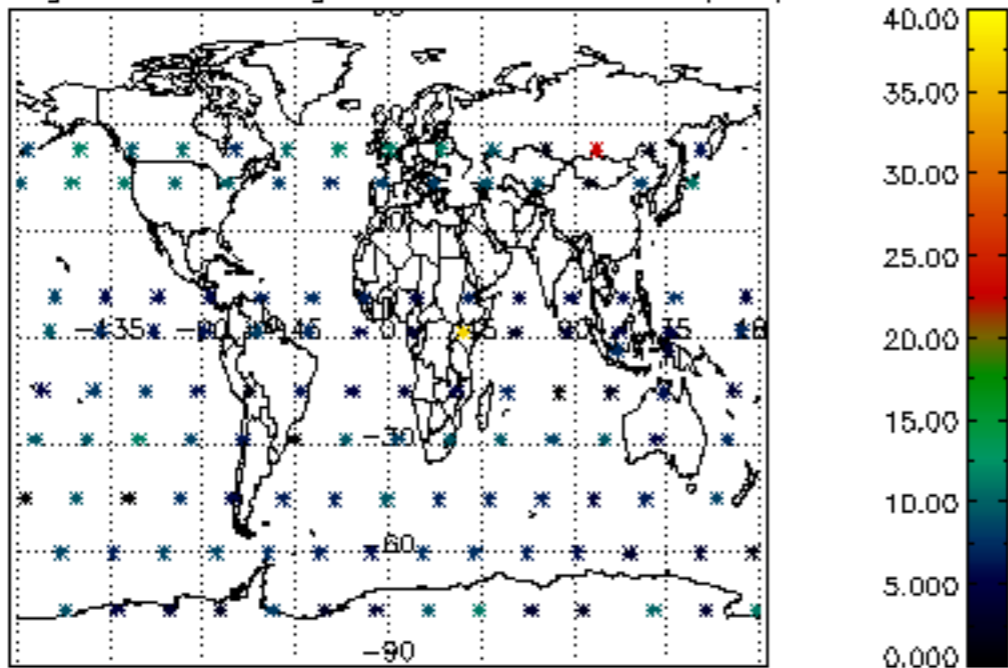
Percentage of cosmic ray hits per profile



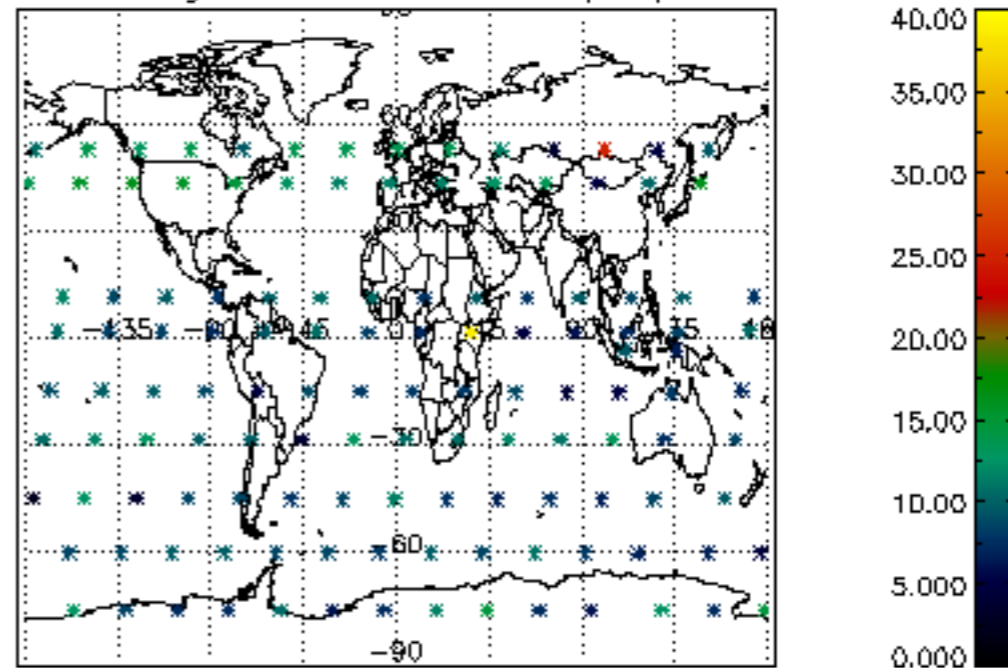
Percentage of datation errors per profile

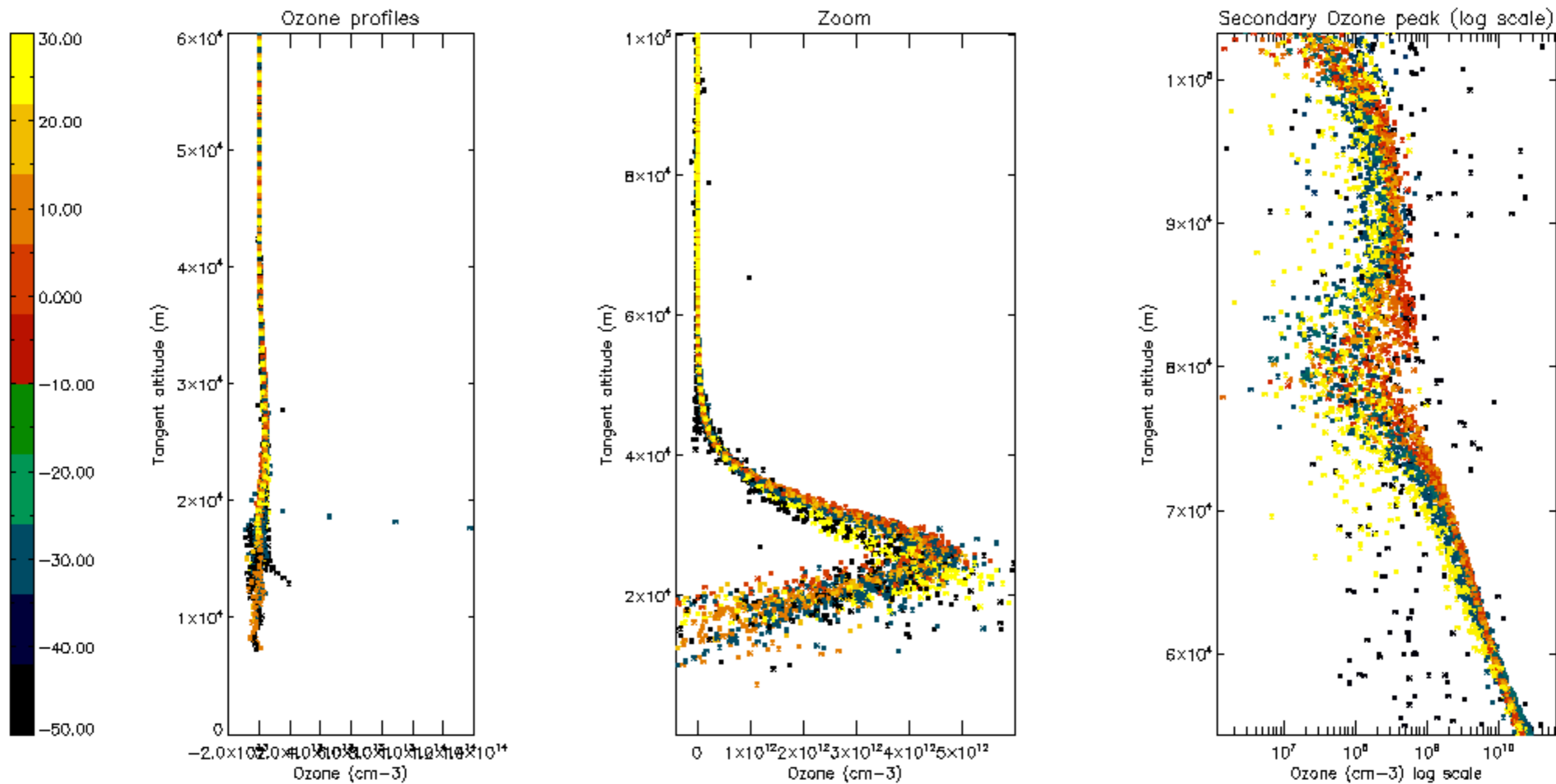


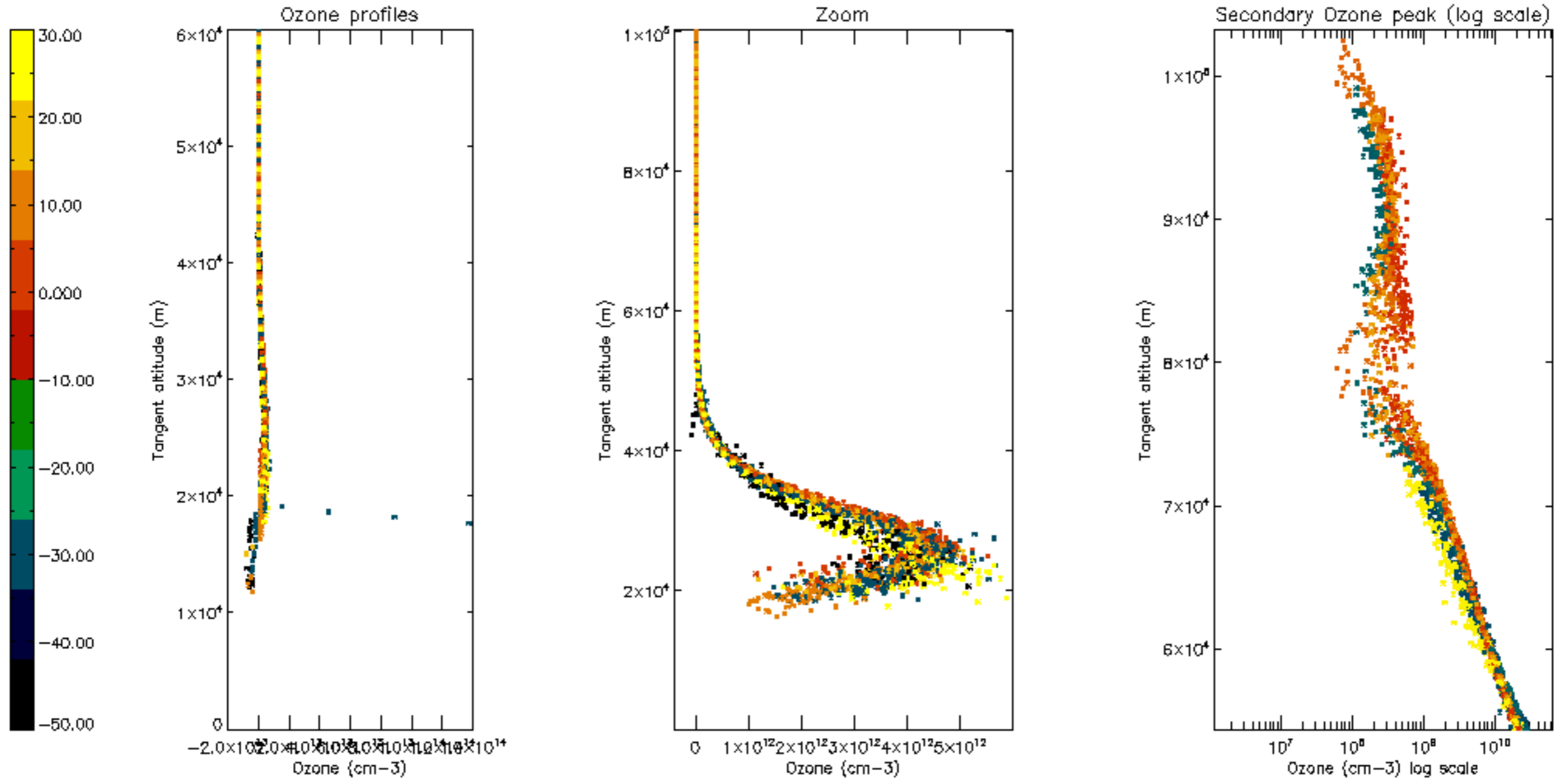
Percentage of star falling outside central band per profile

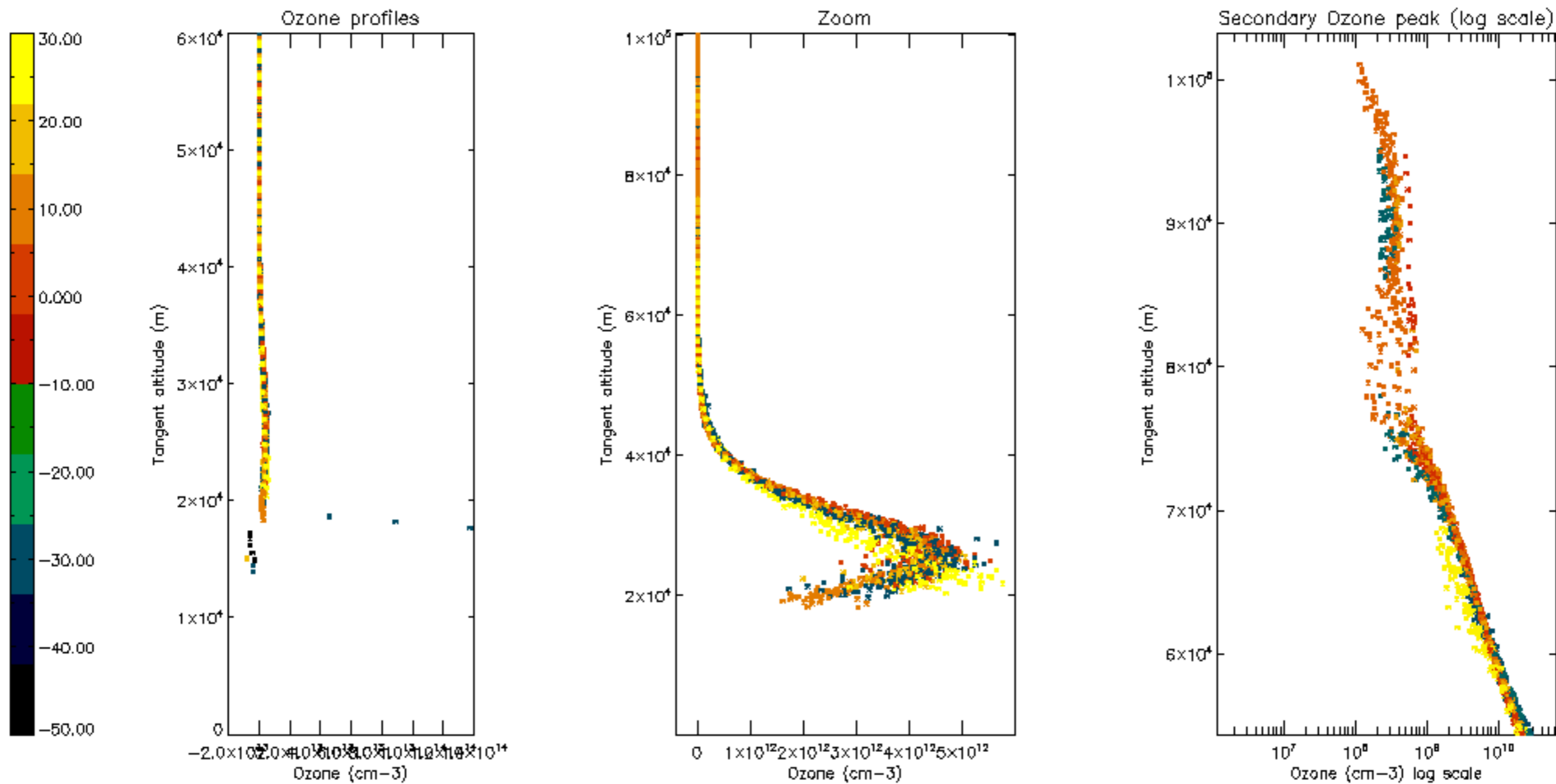


Percentage of saturation errors per profile

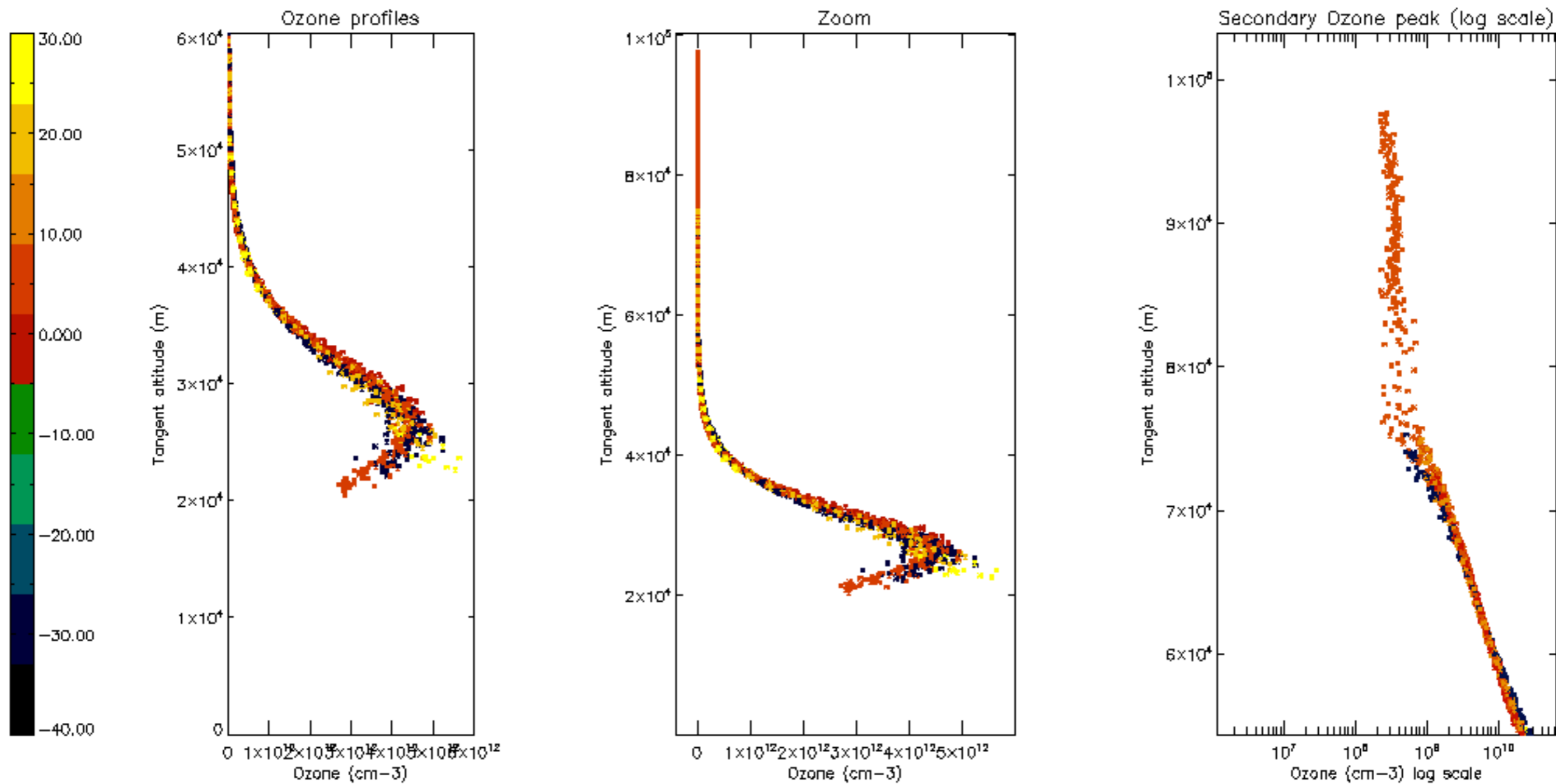


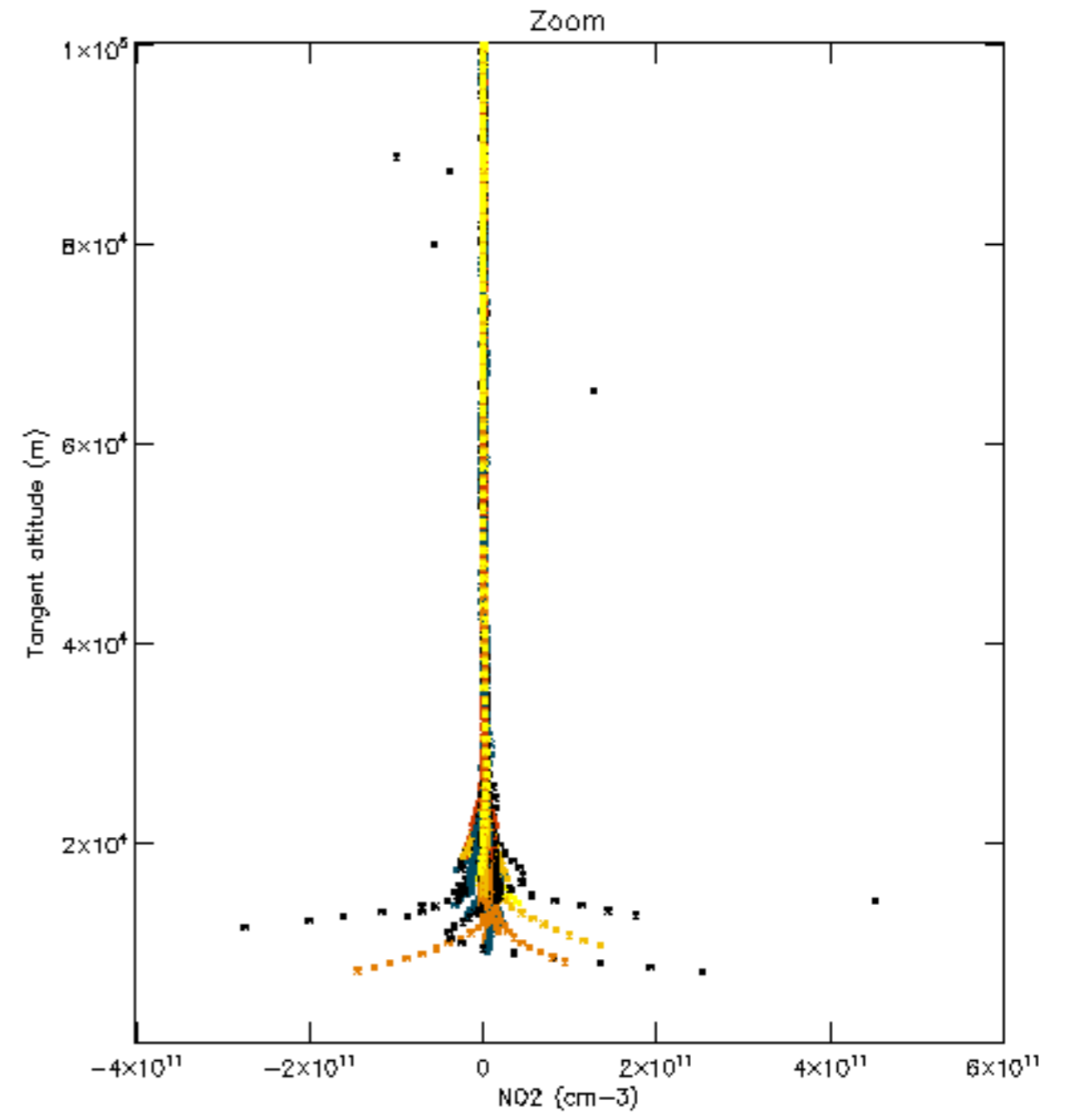
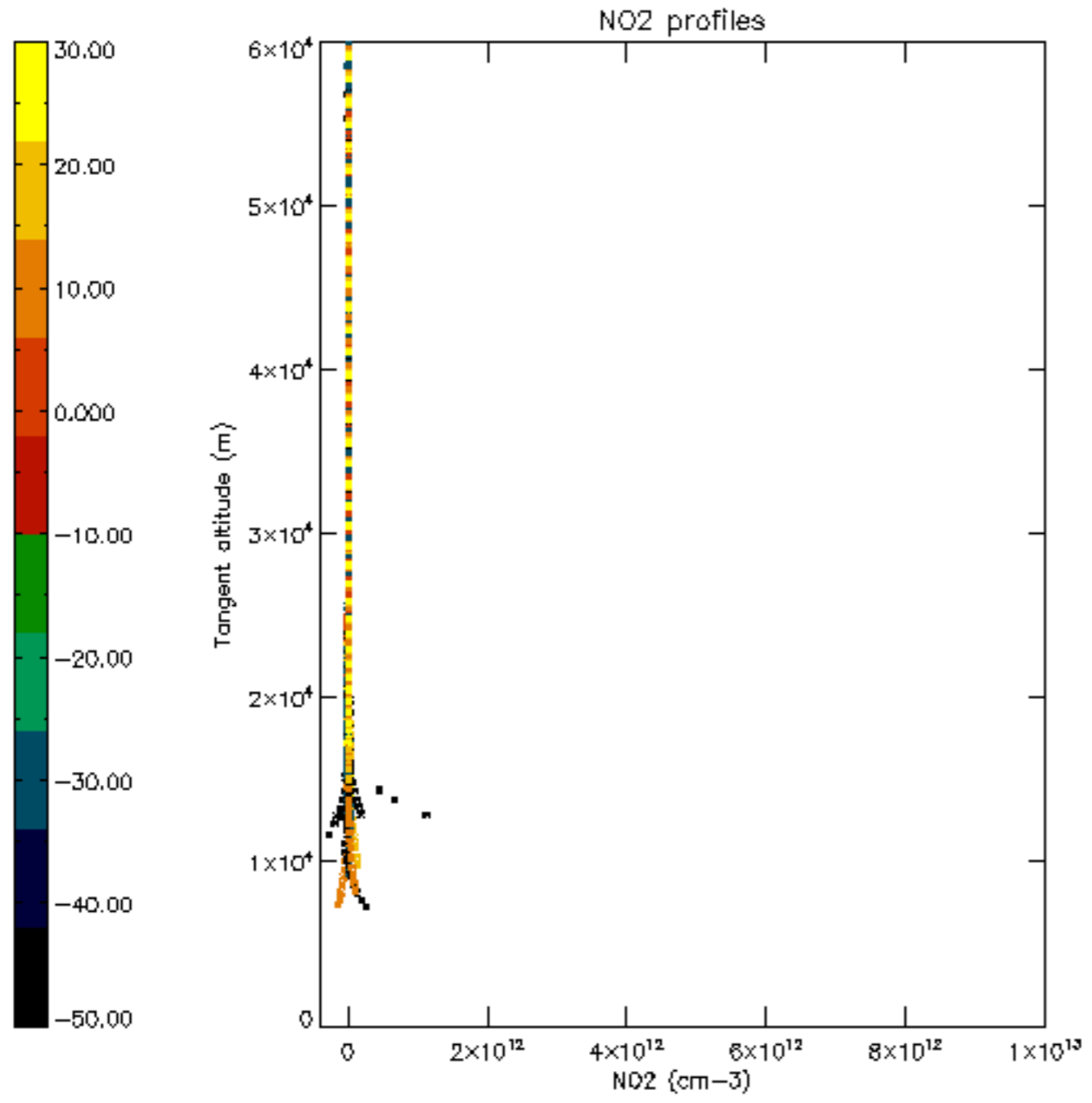


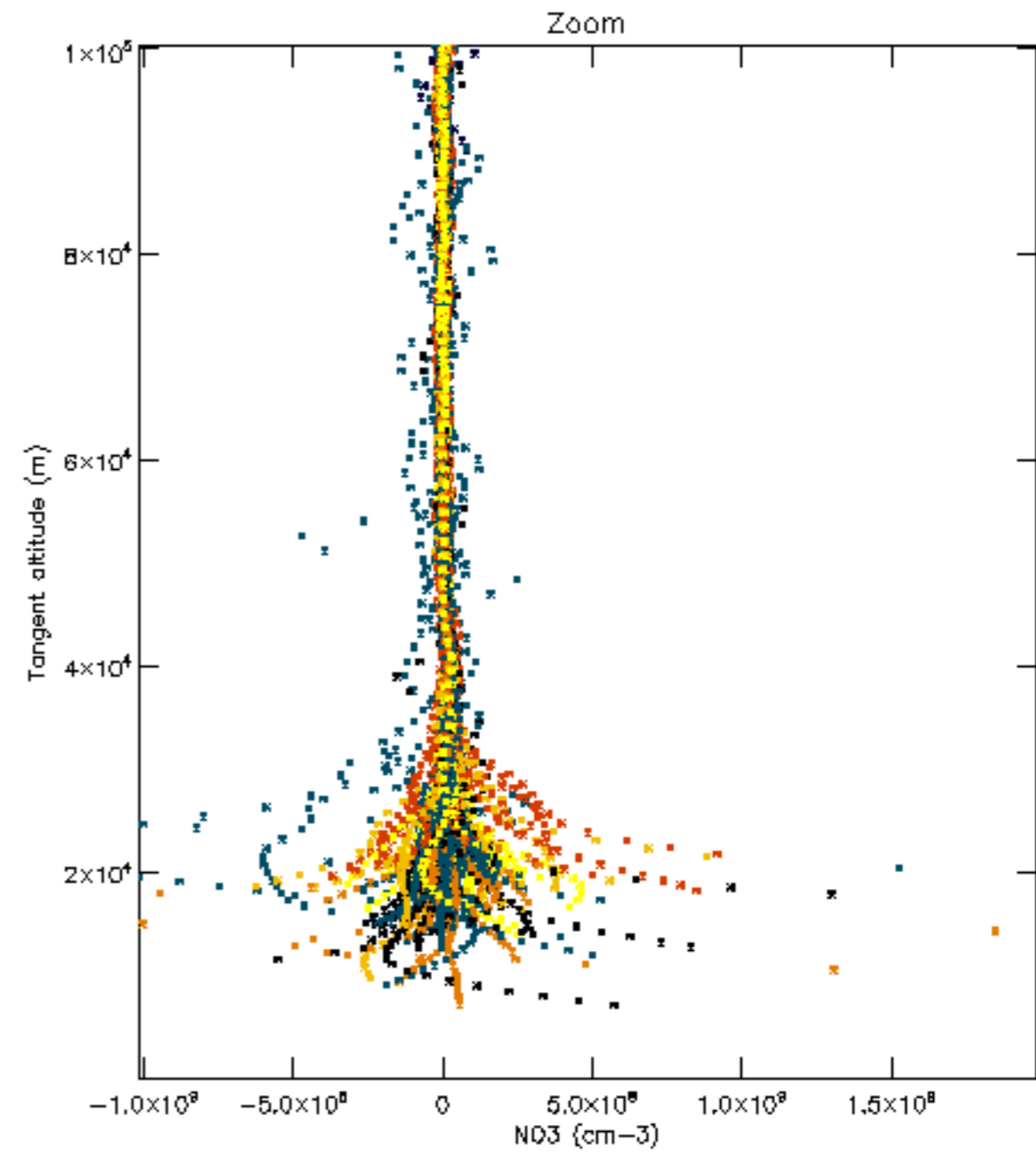
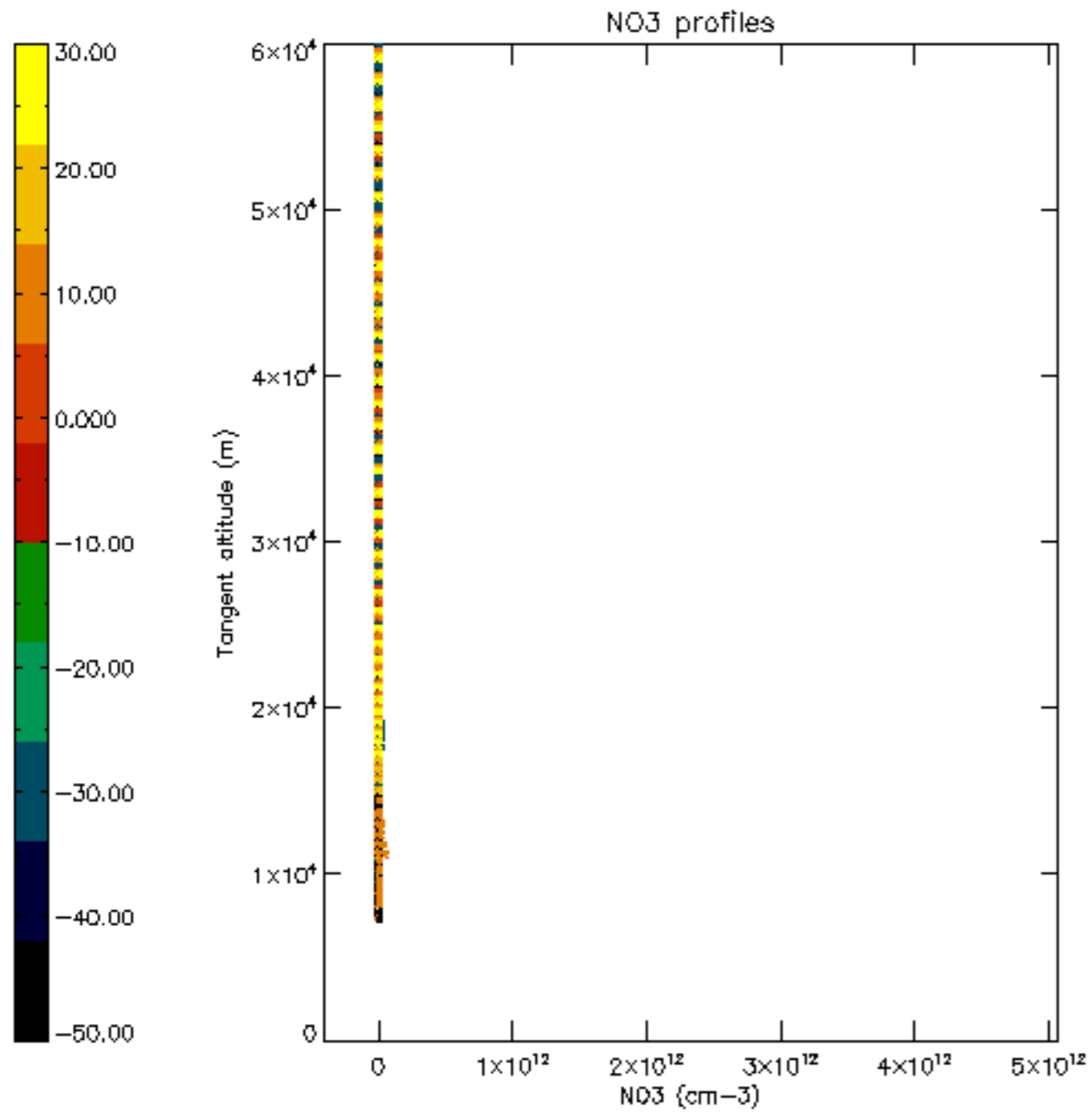


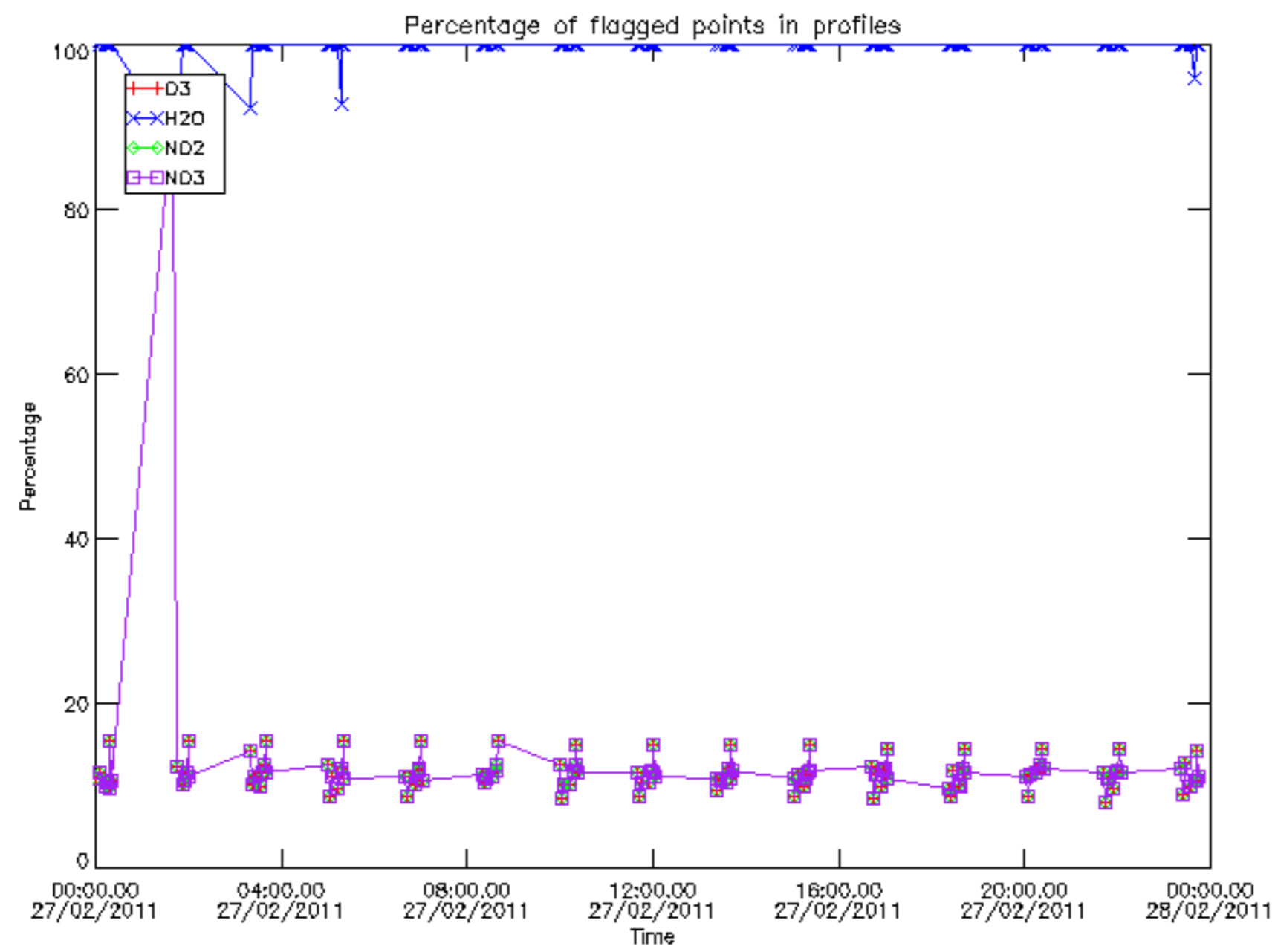






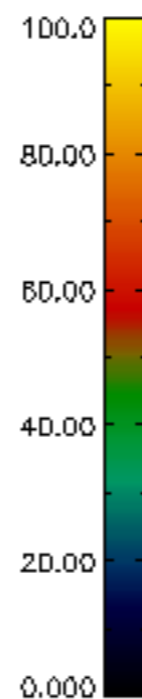
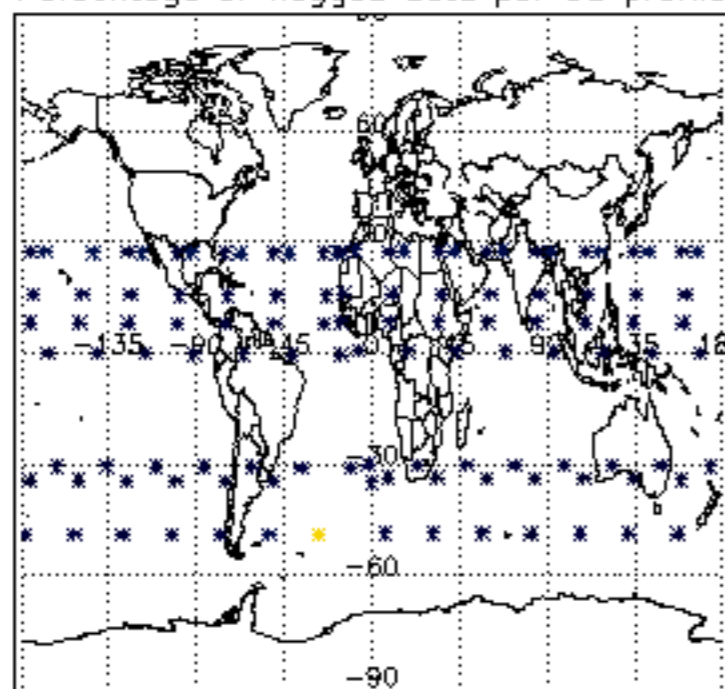




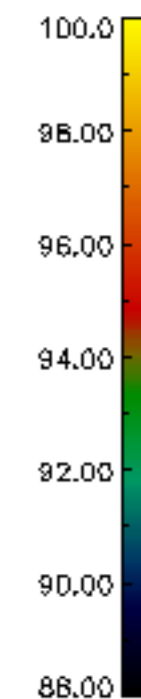
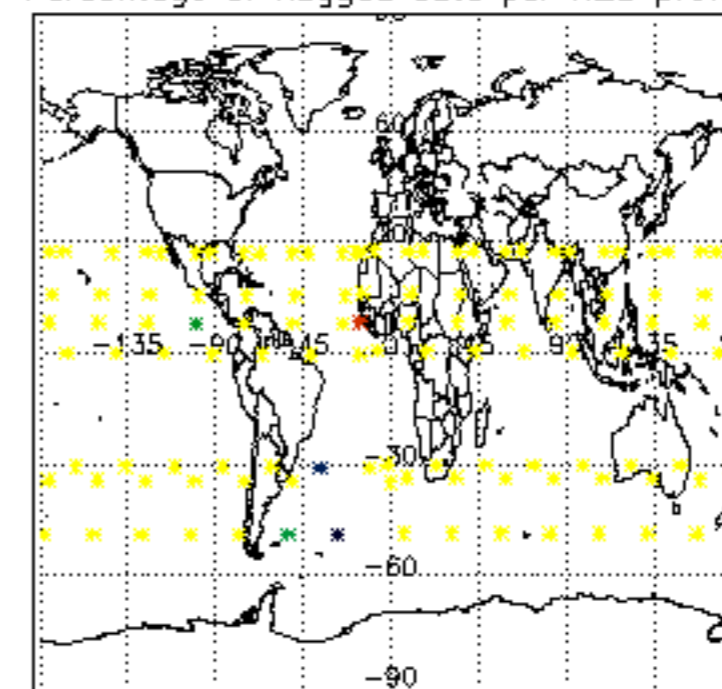




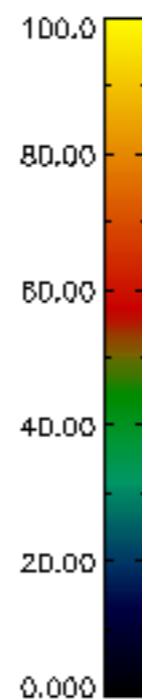
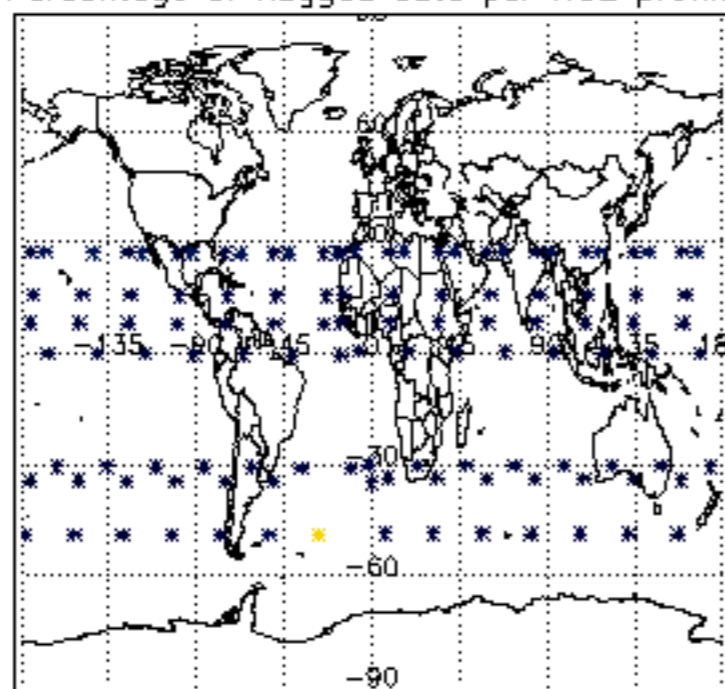
Percentage of flagged data per D3 profile



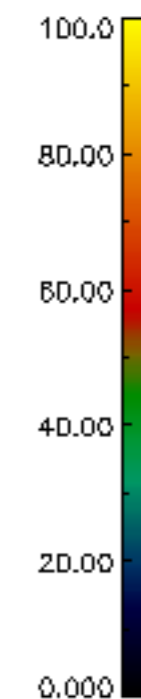
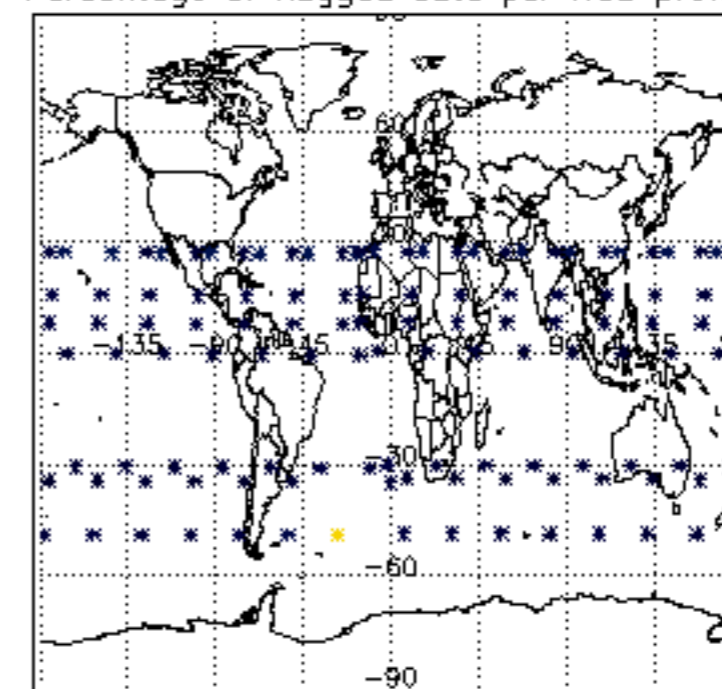
Percentage of flagged data per H2O profile

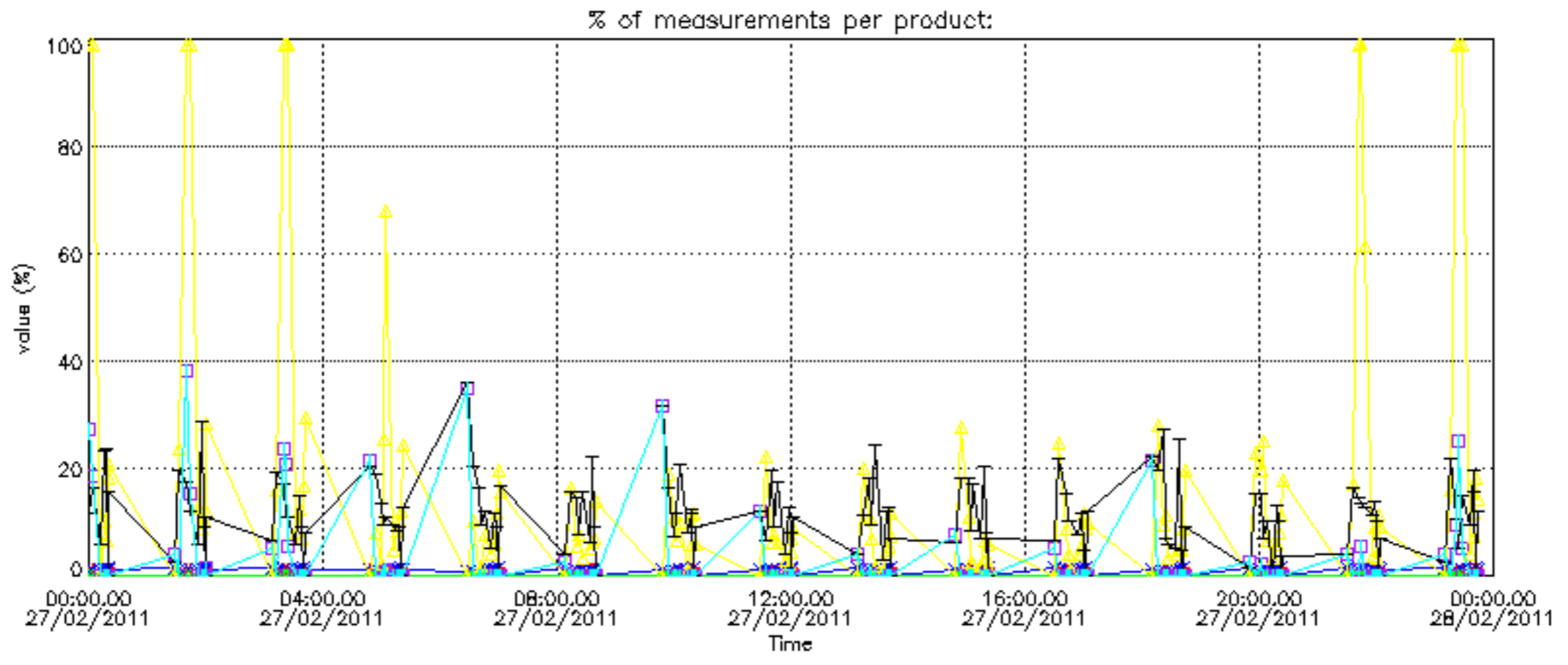


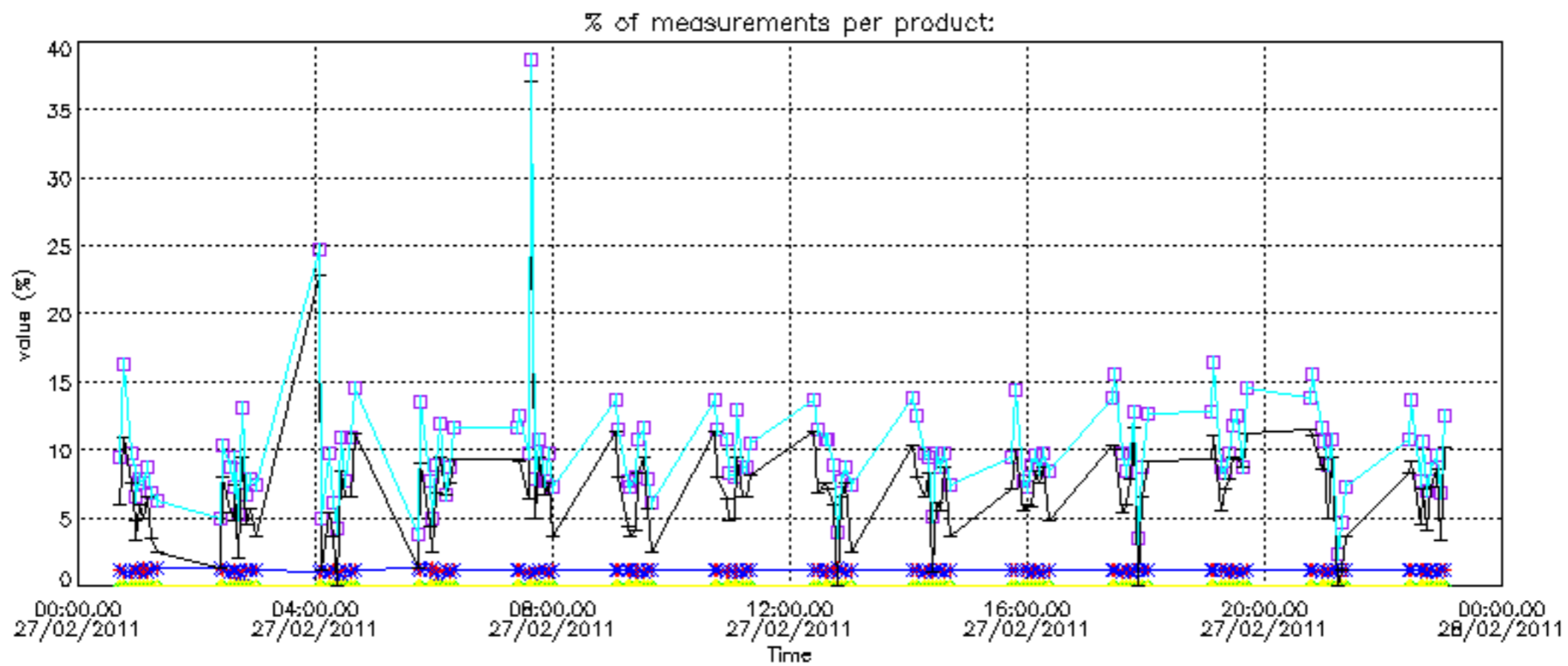
Percentage of flagged data per NO2 profile



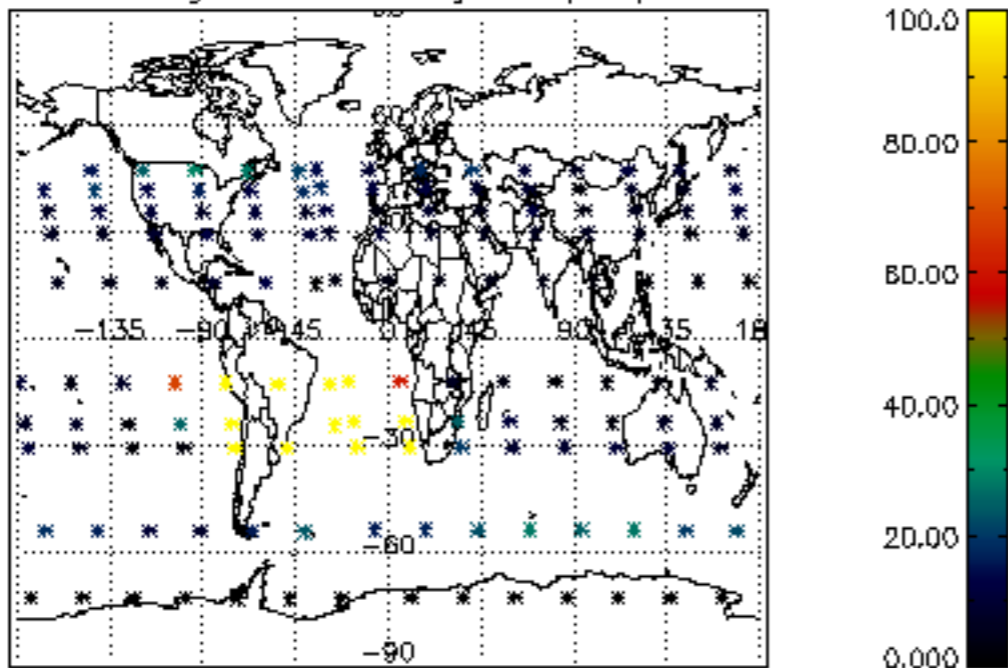
Percentage of flagged data per NO3 profile



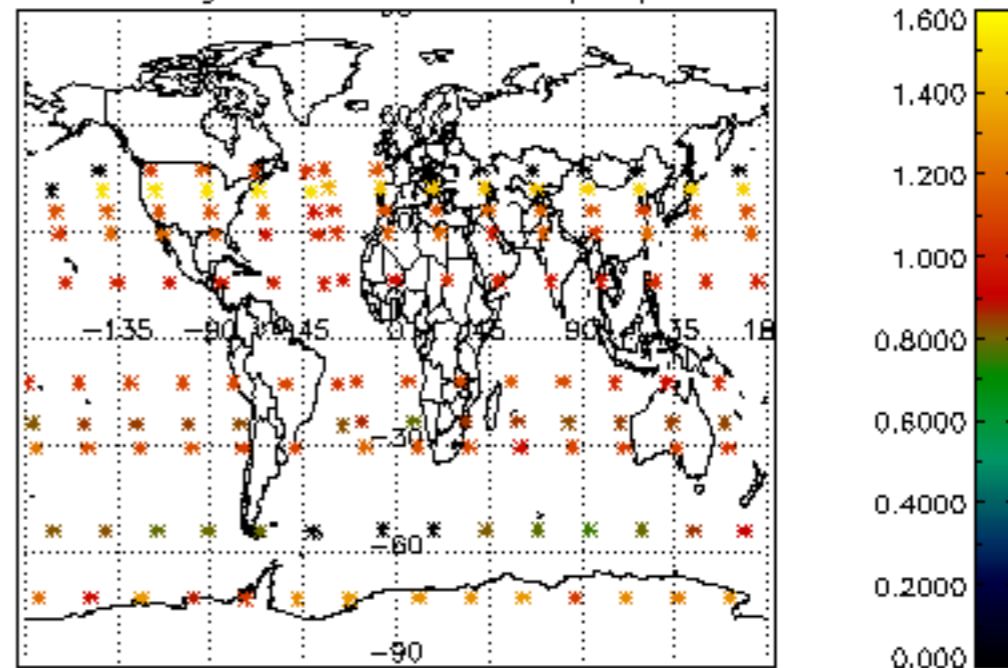




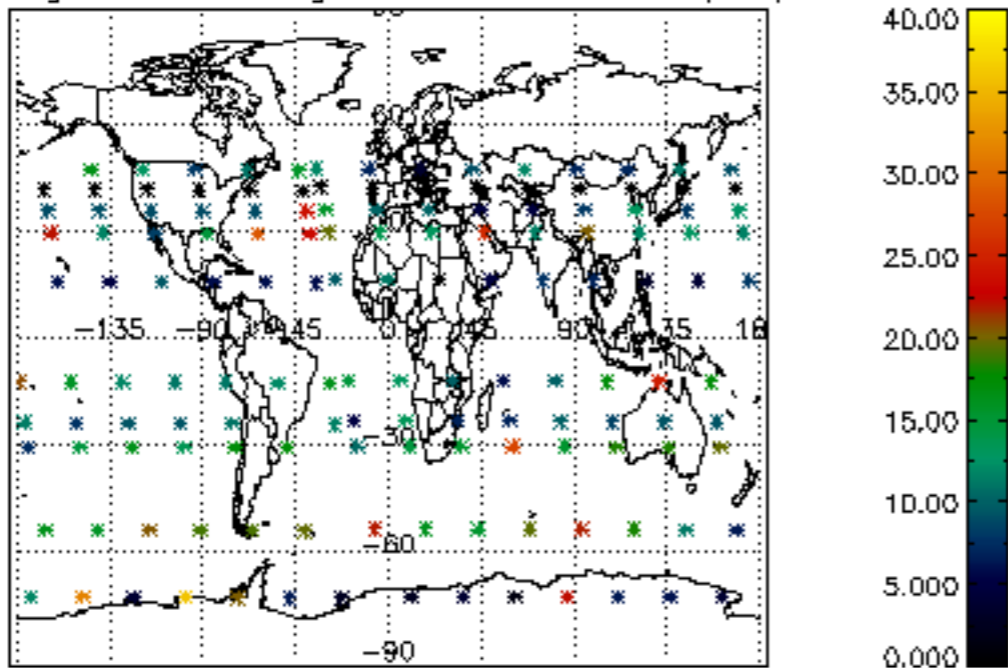
Percentage of cosmic ray hits per profile



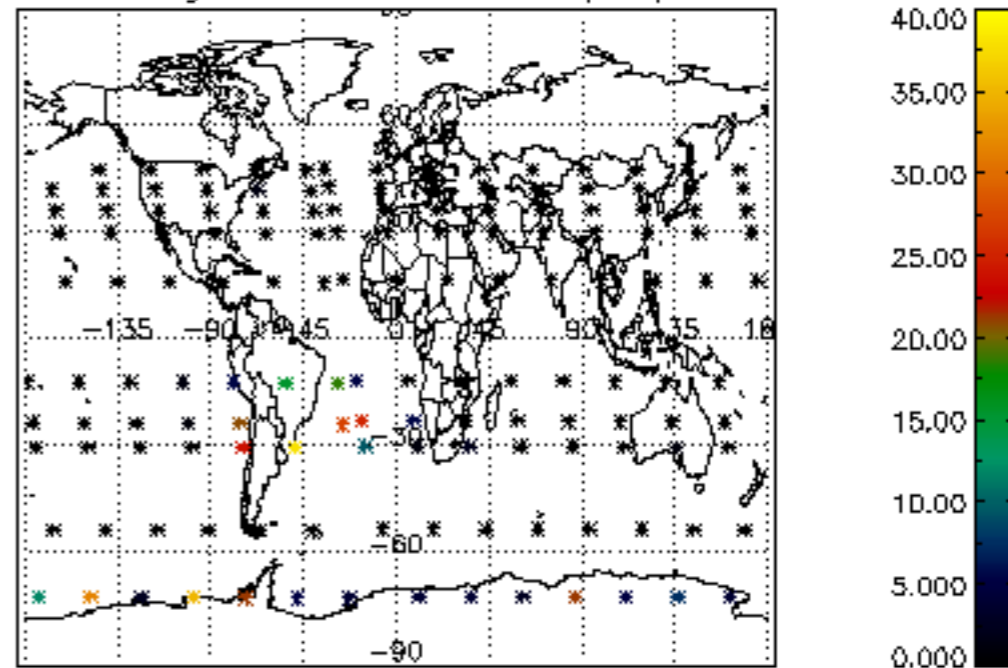
Percentage of datation errors per profile



Percentage of star falling outside central band per profile

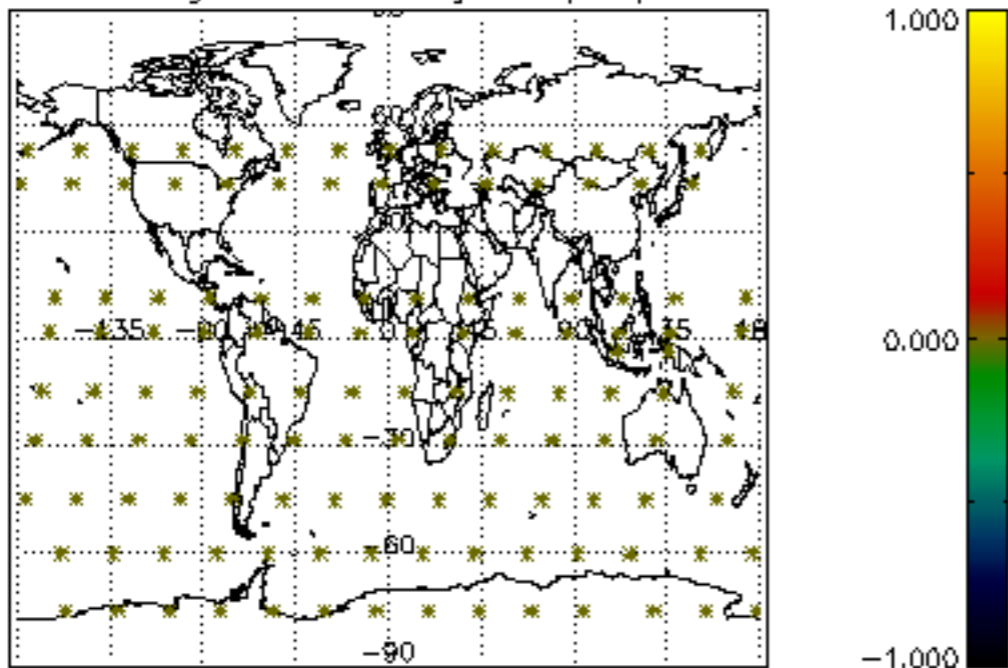


Percentage of saturation errors per profile

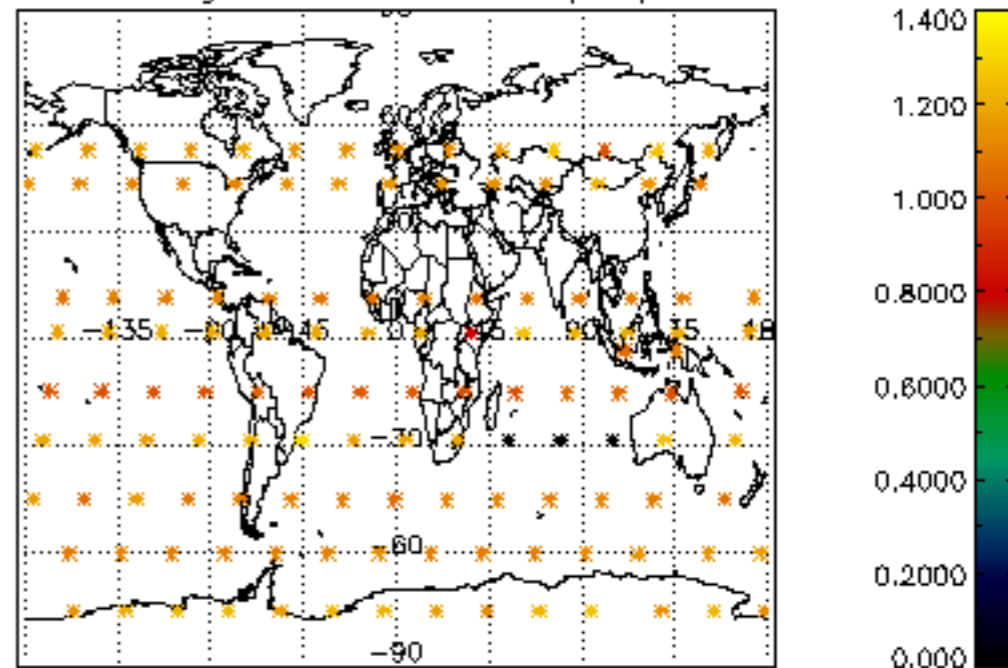




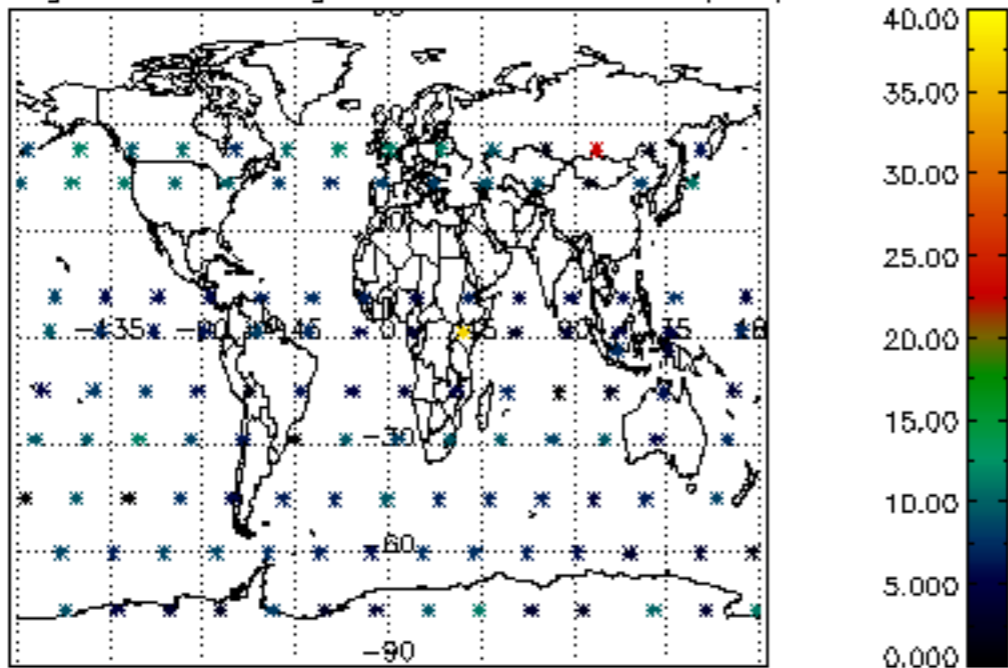
Percentage of cosmic ray hits per profile



Percentage of datation errors per profile



Percentage of star falling outside central band per profile



Percentage of saturation errors per profile

