

# GOMOS Level 2 Daily Report

## SUMMARY

### [1. General Info](#)

### [2. Summary of processed GOM\\_NL\\_2P products](#)

### [3. Level 2 Quality information per product](#)

#### [3.1 Plot of level 2 quality information per product \(time dependant\)](#)

#### [3.2 Plot of level 2 quality information per product \(world map\)](#)

### [4. Level 1 Quality information per product \(stored on level 2 products\)](#)

#### [4.1 Plot of level 1 quality information per product \(time dependant\)](#)

##### [4.1.1 Plot of level 1 quality information per product \(time dependant\): ASCENDING](#)

##### [4.1.2 Plot of level 1 quality information per product \(time dependant\): DESCENDING](#)

#### [4.2 Plot of level 1 quality information per product \(world map\)](#)

##### [4.2.1 Plot of level 1 quality information per product \(world map\): ASCENDING](#)

##### [4.2.2 Plot of level 1 quality information per product \(world map\): DESCENDING](#)

### [5. Ozone profiles based on quality statistics and other trace gas profiles](#)

#### [5.1 Ozone statistics based on quality of products](#)

#### [5.2 Plot ozone profiles for all STD \(dark without errors\)](#)

#### [5.3 Plot ozone profiles where STD < 20% \(dark without errors\)](#)

#### [5.4. Plot ozone profiles where STD < 10% \(dark without errors\)](#)

#### [5.5. Plot ozone profiles where STD < 5% \(dark without errors\)](#)

#### [5.6 Plot NO2 profiles for all STD \(dark without errors\)](#)

#### [5.7 Plot NO3 profiles for all STD \(dark without errors\)](#)

#### [5.8 Plot H2O profiles \(only for occultations of stars 1,2,3,4,13,14,16,26,63 dark without errors\) for all STD](#)

### [6. Auxiliary Data Files used for the production reported in section 2](#)

This report presents the daily analysis on parameters extracted from GOMOS level 2 data (GOM\_NL\_\_2P). It is intended to monitor some important parameters that will impact the quality of these products. A list of level 2 products (and content) that have arrived during the reporting day to the PCF is also given.

Item	Value
Time of report generation	24APR2013 10:40:25
Data source version	GOMOS/6.01
Start time of products	25-02-2011 (25FEB2011 00:00:00)
Stop time of products	26-02-2011 (26FEB2011 00:00:00)
Store outputs in DB	Yes
Nb of level 2 prods	290
Nb of prods with errors	0

## 2. Summary of processed GOM\_NL\_\_2P products.

Nr	Filename	UTC Start time	Limb	Duration	Star Id	Star Name	Star Mag	Star Temp	Nb Meas	Orbit	Prod. error
1	GOM_NL__2PRFIN20110225_001610_000000463100_00002_46999_9440.N1	25-FEB-2011 00:16:10	Bright	45.500	22	32Alp Leo	1.3600	15200.	91	46999	No
2	GOM_NL__2PRFIN20110225_001929_000000413100_00002_46999_9441.N1	25-FEB-2011 00:19:29	Bright	40.500	166	17Eps Leo	2.9800	6000.0	81	46999	No
3	GOM_NL__2PRFIN20110225_002807_000000463100_00002_46999_9442.N1	25-FEB-2011 00:28:07	Bright	45.500	174	52Psi UMa	3.0040	4400.0	91	46999	No
4	GOM_NL__2PRFIN20110225_003041_000000433100_00002_46999_9443.N1	25-FEB-2011 00:30:41	Bright	43.000	82	48Bet UMa	2.3650	10600.	86	46999	No
5	GOM_NL__2PRFIN20110225_003211_000000483100_00002_46999_9444.N1	25-FEB-2011 00:32:11	Bright	47.500	87	64Gam UMa	2.4330	11000.	95	46999	No
6	GOM_NL__2PRFIN20110225_003900_000000423100_00002_46999_9445.N1	25-FEB-2011 00:39:00	Bright	42.000	60	7Bet UMi	2.0810	3950.0	84	46999	No
7	GOM_NL__2PRFIN20110225_004345_000000453100_00002_46999_9446.N1	25-FEB-2011 00:43:45	Bright	44.500	119	14Eta Dra	2.7270	4700.0	89	46999	No
8	GOM_NL__2PRFIN20110225_004757_000000453100_00002_46999_9447.N1	25-FEB-2011 00:47:57	Bright	44.500	130	23Bet Dra	2.7990	5800.0	89	46999	No
9	GOM_NL__2PRFIN20110225_005245_000000423100_00002_46999_9448.N1	25-FEB-2011 00:52:45	Bright	42.000	5	3Alp Lyr	0.033000	11000.	84	46999	No
10	GOM_NL__2PRFIN20110225_010006_000000563100_00002_46999_9449.N1	25-FEB-2011 01:00:06	Bright	56.000	168	17Zet Aql	2.9860	11000.	112	46999	No
11	GOM_NL__2PRFIN20110225_010258_000000633100_00002_46999_9450.N1	25-FEB-2011 01:02:58	Twilight	62.500	59	55Alp Oph	2.0800	8900.0	125	46999	No
12	GOM_NL__2PRFIN20110225_010526_000000583100_00002_46999_9451.N1	25-FEB-2011 01:05:26	Twilight	57.500	126	60Bet Oph	2.7700	4250.0	115	46999	No
13	GOM_NL__2PRFIN20110225_011208_000000483100_00002_46999_9452.N1	25-FEB-2011 01:12:08	Dark	48.000	137	22Lam Sgr	2.8240	4400.0	96	46999	No
14	GOM_NL__2PRFIN20110225_011709_000000493100_00002_46999_9453.N1	25-FEB-2011 01:17:09	Dark	48.500	25	35Lam Sco	1.6200	28000.	97	46999	No
15	GOM_NL__2PRFIN20110225_012449_000000503100_00003_47000_9445.N1	25-FEB-2011 01:24:49	Dark	49.500	131	Gam Lup	2.8000	26000.	99	47000	No
16	GOM_NL__2PRFIN20110225_012855_000000483100_00003_47000_9446.N1	25-FEB-2011 01:28:55	Dark	47.500	10	Bet Cen	0.61000	28000.	95	47000	No
17	GOM_NL__2PRFIN20110225_013036_000000463100_00003_47000_9447.N1	25-FEB-2011 01:30:36	Dark	45.500	77	Eps Cen	2.3030	28000.	91	47000	No
18	GOM_NL__2PRFIN20110225_013235_000000583100_00003_47000_9448.N1	25-FEB-2011 01:32:35	Dark	58.000	26	Gam Cru	1.6240	2900.0	116	47000	No
19	GOM_NL__2PRFIN20110225_013441_000000463100_00003_47000_9449.N1	25-FEB-2011 01:34:41	Dark	46.000	99	Del Cen	2.5750	26000.	92	47000	No
20	GOM_NL__2PRFIN20110225_015624_000000613100_00003_47000_9450.N1	25-FEB-2011 01:56:24	Bright	61.000	22	32Alp Leo	1.3600	15200.	122	47000	No
21	GOM_NL__2PRFIN20110225_015943_000000423100_00003_47000_9451.N1	25-FEB-2011 01:59:43	Bright	41.500	166	17Eps Leo	2.9800	6000.0	83	47000	No
22	GOM_NL__2PRFIN20110225_020820_000000463100_00003_47000_9452.N1	25-FEB-2011 02:08:20	Bright	46.000	174	52Psi UMa	3.0040	4400.0	92	47000	No
23	GOM_NL__2PRFIN20110225_021054_000000413100_00003_47000_9453.N1	25-FEB-2011 02:10:54	Bright	41.000	82	48Bet UMa	2.3650	10600.	82	47000	No
24	GOM_NL__2PRFIN20110225_021225_000000493100_00003_47000_9454.N1	25-FEB-2011 02:12:25	Bright	49.000	87	64Gam UMa	2.4330	11000.	98	47000	No
25	GOM_NL__2PRFIN20110225_021914_000000383100_00003_47000_9455.N1	25-FEB-2011 02:19:14	Bright	38.000	60	7Bet UMi	2.0810	3950.0	76	47000	No
26	GOM_NL__2PRFIN20110225_022358_000000453100_00003_47000_9456.N1	25-FEB-2011 02:23:58	Bright	45.000	119	14Eta Dra	2.7270	4700.0	90	47000	No
27	GOM_NL__2PRFIN20110225_022811_000000453100_00003_47000_9457.N1	25-FEB-2011 02:28:11	Bright	44.500	130	23Bet Dra	2.7990	5800.0	89	47000	No
28	GOM_NL__2PRFIN20110225_023259_000000423100_00003_47000_9458.N1	25-FEB-2011 02:32:59	Bright	41.500	5	3Alp Lyr	0.033000	11000.	83	47000	No
29	GOM_NL__2PRFIN20110225_024020_000000563100_00003_47000_9459.N1	25-FEB-2011 02:40:20	Bright	56.000	168	17Zet Aql	2.9860	11000.	112	47000	No
30	GOM_NL__2PRFIN20110225_024313_000000643100_00003_47000_9460.N1	25-FEB-2011 02:43:13	Twilight	63.500	59	55Alp Oph	2.0800	8900.0	127	47000	No
31	GOM_NL__2PRFIN20110225_024541_000000583100_00003_47000_9461.N1	25-FEB-2011 02:45:41	Twilight	57.500	126	60Bet Oph	2.7700	4250.0	115	47000	No
32	GOM_NL__2PRFIN20110225_025223_000000453100_00003_47000_9462.N1	25-FEB-2011 02:52:23	Dark	44.500	137	22Lam Sgr	2.8240	4400.0	89	47000	No
33	GOM_NL__2PRFIN20110225_025356_000000553100_00003_47000_9463.N1	25-FEB-2011 02:53:56	Dark	55.000	86	35Eta Oph	2.4300	10200.	110	47000	No
34	GOM_NL__2PRFIN20110225_025724_000000463100_00003_47000_9464.N1	25-FEB-2011 02:57:24	Dark	45.500	25	35Lam Sco	1.6200	28000.	91	47000	No
35	GOM_NL__2PRFIN20110225_030504_000000513100_00004_47001_9459.N1	25-FEB-2011 03:05:04	Dark	50.500	131	Gam Lup	2.8000	26000.	101	47001	No
36	GOM_NL__2PRFIN20110225_030910_000000463100_00004_47001_9460.N1	25-FEB-2011 03:09:10	Dark	45.500	10	Bet Cen	0.61000	28000.	91	47001	No
37	GOM_NL__2PRFIN20110225_031051_000000433100_00004_47001_9461.N1	25-FEB-2011 03:10:51	Dark	43.000	77	Eps Cen	2.3030	28000.	86	47001	No
38	GOM_NL__2PRFIN20110225_031250_000000583100_00004_47001_9462.N1	25-FEB-2011 03:12:50	Dark	57.500	26	Gam Cru	1.6240	2900.0	115	47001	No
39	GOM_NL__2PRFIN20110225_031455_000000443100_00004_47001_9463.N1	25-FEB-2011 03:14:55	Dark	44.000	99	Del Cen	2.5750	26000.	88	47001	No
40	GOM_NL__2PRFIN20110225_033637_000000433100_00004_47001_9464.N1	25-FEB-2011 03:36:37	Bright	42.500	22	32Alp Leo	1.3600	15200.	85	47001	No
41	GOM_NL__2PRFIN20110225_033956_000000393100_00004_47001_9465.N1	25-FEB-2011 03:39:56	Bright	38.500	166	17Eps Leo	2.9800	6000.0	77	47001	No
42	GOM_NL__2PRFIN20110225_034833_000000553100_00004_47001_9466.N1	25-FEB-2011 03:48:33	Bright	54.500	174	52Psi UMa	3.0040	4400.0	109	47001	No

43	GOM_NL__2PRFIN20110225_035108_000000433100_00004_47001_9467.N1	25-FEB-2011 03:51:08	Bright	42.500	82	48Bet UMa	2.3650	10600.	85	47001	No
44	GOM_NL__2PRFIN20110225_035238_000000483100_00004_47001_9468.N1	25-FEB-2011 03:52:38	Bright	47.500	87	64Gam UMa	2.4330	11000.	95	47001	No
45	GOM_NL__2PRFIN20110225_035927_000000423100_00004_47001_9469.N1	25-FEB-2011 03:59:27	Bright	42.000	60	7Bet UMi	2.0810	3950.0	84	47001	No
46	GOM_NL__2PRFIN20110225_040412_000000453100_00004_47001_9470.N1	25-FEB-2011 04:04:12	Bright	45.000	119	14Eta Dra	2.7270	4700.0	90	47001	No
47	GOM_NL__2PRFIN20110225_040825_000000453100_00004_47001_9471.N1	25-FEB-2011 04:08:25	Bright	44.500	130	23Bet Dra	2.7990	5800.0	89	47001	No
48	GOM_NL__2PRFIN20110225_041313_000000403100_00004_47001_9472.N1	25-FEB-2011 04:13:13	Bright	39.500	5	3Alp Lyr	0.033000	11000.	79	47001	No
49	GOM_NL__2PRFIN20110225_042034_000000563100_00004_47001_9473.N1	25-FEB-2011 04:20:34	Bright	56.000	168	17Zet Aql	2.9860	11000.	112	47001	No
50	GOM_NL__2PRFIN20110225_042328_000000613100_00004_47001_9474.N1	25-FEB-2011 04:23:28	Twi_and_stray	61.000	59	55Alp Oph	2.0800	8900.0	122	47001	No
51	GOM_NL__2PRFIN20110225_042555_000000563100_00004_47001_9475.N1	25-FEB-2011 04:25:55	Twi_and_stray	56.000	126	60Bet Oph	2.7700	4250.0	112	47001	No
52	GOM_NL__2PRFIN20110225_043237_000000463100_00004_47001_9476.N1	25-FEB-2011 04:32:37	Dark	46.000	137	22Lam Sgr	2.8240	4400.0	92	47001	No
53	GOM_NL__2PRFIN20110225_043411_000000553100_00004_47001_9477.N1	25-FEB-2011 04:34:11	Dark	55.000	86	35Eta Oph	2.4300	10200.	110	47001	No
54	GOM_NL__2PRFIN20110225_043739_000000473100_00004_47001_9478.N1	25-FEB-2011 04:37:39	Dark	46.500	25	35Lam Sco	1.6200	28000.	93	47001	No
55	GOM_NL__2PRFIN20110225_044519_000000513100_00005_47002_9471.N1	25-FEB-2011 04:45:19	Dark	51.000	131	Gam Lup	2.8000	26000.	102	47002	No
56	GOM_NL__2PRFIN20110225_044925_000000523100_00005_47002_9472.N1	25-FEB-2011 04:49:25	Dark	51.500	10	Bet Cen	0.61000	28000.	103	47002	No
57	GOM_NL__2PRFIN20110225_045106_000000453100_00005_47002_9473.N1	25-FEB-2011 04:51:06	Dark	44.500	77	Eps Cen	2.3030	28000.	89	47002	No
58	GOM_NL__2PRFIN20110225_045304_000000563100_00005_47002_9474.N1	25-FEB-2011 04:53:04	Dark	55.500	26	Gam Cru	1.6240	2900.0	111	47002	No
59	GOM_NL__2PRFIN20110225_045510_000000483100_00005_47002_9475.N1	25-FEB-2011 04:55:10	Dark	47.500	99	Del Cen	2.5750	26000.	95	47002	No
60	GOM_NL__2PRFIN20110225_051651_000000403100_00005_47002_9476.N1	25-FEB-2011 05:16:51	Bright	40.000	22	32Alp Leo	1.3600	15200.	80	47002	No
61	GOM_NL__2PRFIN20110225_052011_000000393100_00005_47002_9477.N1	25-FEB-2011 05:20:11	Bright	38.500	166	17Eps Leo	2.9800	6000.0	77	47002	No
62	GOM_NL__2PRFIN20110225_052847_000000473100_00005_47002_9478.N1	25-FEB-2011 05:28:47	Bright	46.500	174	52Psi UMa	3.0040	4400.0	93	47002	No
63	GOM_NL__2PRFIN20110225_053121_000000433100_00005_47002_9479.N1	25-FEB-2011 05:31:21	Bright	42.500	82	48Bet UMa	2.3650	10600.	85	47002	No
64	GOM_NL__2PRFIN20110225_053251_000000473100_00005_47002_9480.N1	25-FEB-2011 05:32:51	Bright	47.000	87	64Gam UMa	2.4330	11000.	94	47002	No
65	GOM_NL__2PRFIN20110225_053941_000000403100_00005_47002_9481.N1	25-FEB-2011 05:39:41	Bright	39.500	60	7Bet UMi	2.0810	3950.0	79	47002	No
66	GOM_NL__2PRFIN20110225_054426_000000463100_00005_47002_9482.N1	25-FEB-2011 05:44:26	Bright	45.500	119	14Eta Dra	2.7270	4700.0	91	47002	No
67	GOM_NL__2PRFIN20110225_054839_000000463100_00005_47002_9483.N1	25-FEB-2011 05:48:39	Bright	45.500	130	23Bet Dra	2.7990	5800.0	91	47002	No
68	GOM_NL__2PRFIN20110225_055328_000000413100_00005_47002_9484.N1	25-FEB-2011 05:53:28	Bright	41.000	5	3Alp Lyr	0.033000	11000.	82	47002	No
69	GOM_NL__2PRFIN20110225_060049_000000563100_00005_47002_9485.N1	25-FEB-2011 06:00:49	Bright	56.000	168	17Zet Aql	2.9860	11000.	112	47002	No
70	GOM_NL__2PRFIN20110225_060343_000000603100_00005_47002_9486.N1	25-FEB-2011 06:03:43	Twi_and_stray	59.500	59	55Alp Oph	2.0800	8900.0	119	47002	No
71	GOM_NL__2PRFIN20110225_060610_000000613100_00005_47002_9487.N1	25-FEB-2011 06:06:10	Twi_and_stray	61.000	126	60Bet Oph	2.7700	4250.0	122	47002	No
72	GOM_NL__2PRFIN20110225_061252_000000493100_00005_47002_9488.N1	25-FEB-2011 06:12:52	Dark	48.500	137	22Lam Sgr	2.8240	4400.0	97	47002	No
73	GOM_NL__2PRFIN20110225_061426_000000583100_00005_47002_9489.N1	25-FEB-2011 06:14:26	Dark	57.500	86	35Eta Oph	2.4300	10200.	115	47002	No
74	GOM_NL__2PRFIN20110225_061754_000000523100_00005_47002_9490.N1	25-FEB-2011 06:17:54	Dark	51.500	25	35Lam Sco	1.6200	28000.	103	47002	No
75	GOM_NL__2PRFIN20110225_062535_000000493100_00006_47003_9481.N1	25-FEB-2011 06:25:35	Dark	49.000	131	Gam Lup	2.8000	26000.	98	47003	No
76	GOM_NL__2PRFIN20110225_062939_000000433100_00006_47003_9482.N1	25-FEB-2011 06:29:39	Dark	43.000	10	Bet Cen	0.61000	28000.	86	47003	No
77	GOM_NL__2PRFIN20110225_063121_000000463100_00006_47003_9483.N1	25-FEB-2011 06:31:21	Dark	45.500	77	Eps Cen	2.3030	28000.	91	47003	No
78	GOM_NL__2PRFIN20110225_063319_000000583100_00006_47003_9484.N1	25-FEB-2011 06:33:19	Dark	58.000	26	Gam Cru	1.6240	2900.0	116	47003	No
79	GOM_NL__2PRFIN20110225_063525_000000443100_00006_47003_9485.N1	25-FEB-2011 06:35:25	Dark	43.500	99	Del Cen	2.5750	26000.	87	47003	No
80	GOM_NL__2PRFIN20110225_065705_000000403100_00006_47003_9486.N1	25-FEB-2011 06:57:05	Bright	39.500	22	32Alp Leo	1.3600	15200.	79	47003	No
81	GOM_NL__2PRFIN20110225_070024_000000393100_00006_47003_9487.N1	25-FEB-2011 07:00:24	Bright	39.000	166	17Eps Leo	2.9800	6000.0	78	47003	No
82	GOM_NL__2PRFIN20110225_070900_000000463100_00006_47003_9488.N1	25-FEB-2011 07:09:00	Bright	46.000	174	52Psi UMa	3.0040	4400.0	92	47003	No
83	GOM_NL__2PRFIN20110225_071135_000000423100_00006_47003_9489.N1	25-FEB-2011 07:11:35	Bright	41.500	82	48Bet UMa	2.3650	10600.	83	47003	No
84	GOM_NL__2PRFIN20110225_071305_000000703100_00006_47003_9490.N1	25-FEB-2011 07:13:05	Bright	70.000	87	64Gam UMa	2.4330	11000.	140	47003	No
85	GOM_NL__2PRFIN20110225_071955_000000383100_00006_47003_9491.N1	25-FEB-2011 07:19:55	Bright	38.000	60	7Bet UMi	2.0810	3950.0	76	47003	No
86	GOM_NL__2PRFIN20110225_072439_000000463100_00006_47003_9492.N1	25-FEB-2011 07:24:39	Bright	45.500	119	14Eta Dra	2.7270	4700.0	91	47003	No
87	GOM_NL__2PRFIN20110225_072852_000000453100_00006_47003_9493.N1	25-FEB-2011 07:28:52	Bright	45.000	130	23Bet Dra	2.7990	5800.0	90	47003	No
88	GOM_NL__2PRFIN20110225_073342_000000433100_00006_47003_9494.N1	25-FEB-2011 07:33:42	Bright	42.500	5	3Alp Lyr	0.033000	11000.	85	47003	No
89	GOM_NL__2PRFIN20110225_074103_000000563100_00006_47003_9495.N1	25-FEB-2011 07:41:03	Bright	56.000	168	17Zet Aql	2.9860	11000.	112	47003	No
90	GOM_NL__2PRFIN20110225_074358_000000623100_00006_47003_9496.N1	25-FEB-2011 07:43:58	Twi_and_stray	61.500	59	55Alp Oph	2.0800	8900.0	123	47003	No
91	GOM_NL__2PRFIN20110225_074625_000000603100_00006_47003_9497.N1	25-FEB-2011 07:46:25	Twi_and_stray	59.500	126	60Bet Oph	2.7700	4250.0	119	47003	No
92	GOM_NL__2PRFIN20110225_075306_000000463100_00006_47003_9498.N1	25-FEB-2011 07:53:06	Dark	46.000	137	22Lam Sgr	2.8240	4400.0	92	47003	No
93	GOM_NL__2PRFIN20110225_075441_000000583100_00006_47003_9499.N1	25-FEB-2011 07:54:41	Dark	58.000	86	35Eta Oph	2.4300	10200.	116	47003	No
94	GOM_NL__2PRFIN20110225_075808_000000453100_00006_47003_9500.N1	25-FEB-2011 07:58:08	Dark	45.000	25	35Lam Sco	1.6200	28000.	90	47003	No
95	GOM_NL__2PRFIN20110225_080550_000000513100_00007_47004_9551.N1	25-FEB-2011 08:05:50	Dark	51.000	131	Gam Lup	2.8000	26000.	102	47004	No
96	GOM_NL__2PRFIN20110225_080954_000000493100_00007_47004_9552.N1	25-FEB-2011 08:09:54	Dark	48.500	10	Bet Cen	0.61000	28000.	97	47004	No
97	GOM_NL__2PRFIN20110225_081135_000000453100_00007_47004_9553.N1	25-FEB-2011 08:11:35	Dark	44.500	77	Eps Cen	2.3030	28000.	89	47004	No
98	GOM_NL__2PRFIN20110225_081334_000000473100_00007_47004_9554.N1	25-FEB-2011 08:13:34	Dark	46.500	26	Gam Cru	1.6240	2900.0	93	47004	No
99	GOM_NL__2PRFIN20110225_081539_000000453100_00007_47004_9555.N1	25-FEB-2011 08:15:39	Dark	44.500	99	Del Cen	2.5750	26000.	89	47004	No
100	GOM_NL__2PRFIN20110225_083719_000000473100_00007_47004_9556.N1	25-FEB-2011 08:37:19	Bright	47.000	22	32Alp Leo	1.3600	15200.	94	47004	No
101	GOM_NL__2PRFIN20110225_084038_000000423100_00007_47004_9557.N1	25-FEB-2011 08:40:38	Bright	41.500	166	17Eps Leo	2.9800	6000.0	83	47004	No

102	GOM_NL__2PRFIN20110225_084913_000000473100_00007_47004_9558.N1	25-FEB-2011 08:49:13	Bright	46.500	174	52Psi UMa	3.0040	4400.0	93	47004	No
103	GOM_NL__2PRFIN20110225_085148_000000413100_00007_47004_9559.N1	25-FEB-2011 08:51:48	Bright	41.000	82	48Bet UMa	2.3650	10600.	82	47004	No
104	GOM_NL__2PRFIN20110225_085318_000000473100_00007_47004_9560.N1	25-FEB-2011 08:53:18	Bright	47.000	87	64Gam UMa	2.4330	11000.	94	47004	No
105	GOM_NL__2PRFIN20110225_090008_000000423100_00007_47004_9561.N1	25-FEB-2011 09:00:08	Bright	41.500	60	7Bet UMi	2.0810	3950.0	83	47004	No
106	GOM_NL__2PRFIN20110225_090453_000000473100_00007_47004_9562.N1	25-FEB-2011 09:04:53	Bright	47.000	119	14Eta Dra	2.7270	4700.0	94	47004	No
107	GOM_NL__2PRFIN20110225_090906_000000423100_00007_47004_9563.N1	25-FEB-2011 09:09:06	Bright	41.500	130	23Bet Dra	2.7990	5800.0	83	47004	No
108	GOM_NL__2PRFIN20110225_091356_000000403100_00007_47004_9564.N1	25-FEB-2011 09:13:56	Bright	40.000	5	3Alp Lyr	0.033000	11000.	80	47004	No
109	GOM_NL__2PRFIN20110225_092117_000000383100_00007_47004_9565.N1	25-FEB-2011 09:21:17	Bright	37.500	168	17Zet Aql	2.9860	11000.	75	47004	No
110	GOM_NL__2PRFIN20110225_092412_000000643100_00007_47004_9566.N1	25-FEB-2011 09:24:12	Tw_i_and_stray	63.500	59	55Alp Oph	2.0800	8900.0	127	47004	No
111	GOM_NL__2PRFIN20110225_092640_000000613100_00007_47004_9567.N1	25-FEB-2011 09:26:40	Tw_i_and_stray	61.000	126	60Bet Oph	2.7700	4250.0	122	47004	No
112	GOM_NL__2PRFIN20110225_093321_000000443100_00007_47004_9568.N1	25-FEB-2011 09:33:21	Dark	43.500	137	22Lam Sgr	2.8240	4400.0	87	47004	No
113	GOM_NL__2PRFIN20110225_093457_000000573100_00007_47004_9569.N1	25-FEB-2011 09:34:57	Dark	56.500	86	35Eta Oph	2.4300	10200.	113	47004	No
114	GOM_NL__2PRFIN20110225_093823_000000473100_00007_47004_9570.N1	25-FEB-2011 09:38:23	Dark	47.000	25	35Lam Sco	1.6200	28000.	94	47004	No
115	GOM_NL__2PRFIN20110225_094605_000000503100_00008_47005_9606.N1	25-FEB-2011 09:46:05	Dark	49.500	131	Gam Lup	2.8000	26000.	99	47005	No
116	GOM_NL__2PRFIN20110225_095008_000000533100_00008_47005_9607.N1	25-FEB-2011 09:50:08	Dark	52.500	10	Bet Cen	0.61000	28000.	105	47005	No
117	GOM_NL__2PRFIN20110225_095150_000000433100_00008_47005_9608.N1	25-FEB-2011 09:51:50	Dark	43.000	77	Eps Cen	2.3030	28000.	86	47005	No
118	GOM_NL__2PRFIN20110225_095348_000000513100_00008_47005_9609.N1	25-FEB-2011 09:53:48	Dark	51.000	26	Gam Cru	1.6240	2900.0	102	47005	No
119	GOM_NL__2PRFIN20110225_095554_000000433100_00008_47005_9610.N1	25-FEB-2011 09:55:54	Dark	43.000	99	Del Cen	2.5750	26000.	86	47005	No
120	GOM_NL__2PRFIN20110225_101733_000000443100_00008_47005_9611.N1	25-FEB-2011 10:17:33	Bright	44.000	22	32Alp Leo	1.3600	15200.	88	47005	No
121	GOM_NL__2PRFIN20110225_102052_000000403100_00008_47005_9612.N1	25-FEB-2011 10:20:52	Bright	40.000	166	17Eps Leo	2.9800	6000.0	80	47005	No
122	GOM_NL__2PRFIN20110225_102927_000000483100_00008_47005_9613.N1	25-FEB-2011 10:29:27	Bright	47.500	174	52Psi UMa	3.0040	4400.0	95	47005	No
123	GOM_NL__2PRFIN20110225_103202_000000423100_00008_47005_9614.N1	25-FEB-2011 10:32:02	Bright	42.000	82	48Bet UMa	2.3650	10600.	84	47005	No
124	GOM_NL__2PRFIN20110225_103331_000000493100_00008_47005_9615.N1	25-FEB-2011 10:33:31	Bright	48.500	87	64Gam UMa	2.4330	11000.	97	47005	No
125	GOM_NL__2PRFIN20110225_104022_000000443100_00008_47005_9616.N1	25-FEB-2011 10:40:22	Bright	44.000	60	7Bet UMi	2.0810	3950.0	88	47005	No
126	GOM_NL__2PRFIN20110225_104506_000000463100_00008_47005_9617.N1	25-FEB-2011 10:45:06	Bright	45.500	119	14Eta Dra	2.7270	4700.0	91	47005	No
127	GOM_NL__2PRFIN20110225_104920_000000443100_00008_47005_9618.N1	25-FEB-2011 10:49:20	Bright	44.000	130	23Bet Dra	2.7990	5800.0	88	47005	No
128	GOM_NL__2PRFIN20110225_105410_000000423100_00008_47005_9619.N1	25-FEB-2011 10:54:10	Bright	42.000	5	3Alp Lyr	0.033000	11000.	84	47005	No
129	GOM_NL__2PRFIN20110225_110132_000000383100_00008_47005_9620.N1	25-FEB-2011 11:01:32	Bright	38.000	168	17Zet Aql	2.9860	11000.	76	47005	No
130	GOM_NL__2PRFIN20110225_110427_000000653100_00008_47005_9621.N1	25-FEB-2011 11:04:27	Tw_i_and_stray	65.000	59	55Alp Oph	2.0800	8900.0	130	47005	No
131	GOM_NL__2PRFIN20110225_110654_000000633100_00008_47005_9622.N1	25-FEB-2011 11:06:54	Tw_i_and_stray	62.500	126	60Bet Oph	2.7700	4250.0	125	47005	No
132	GOM_NL__2PRFIN20110225_111335_000000463100_00008_47005_9623.N1	25-FEB-2011 11:13:35	Dark	46.000	137	22Lam Sgr	2.8240	4400.0	92	47005	No
133	GOM_NL__2PRFIN20110225_111512_000000563100_00008_47005_9624.N1	25-FEB-2011 11:15:12	Dark	56.000	86	35Eta Oph	2.4300	10200.	112	47005	No
134	GOM_NL__2PRFIN20110225_111838_000000453100_00008_47005_9625.N1	25-FEB-2011 11:18:38	Dark	44.500	25	35Lam Sco	1.6200	28000.	89	47005	No
135	GOM_NL__2PRFIN20110225_112620_000000483100_00009_47006_9690.N1	25-FEB-2011 11:26:20	Dark	47.500	131	Gam Lup	2.8000	26000.	95	47006	No
136	GOM_NL__2PRFIN20110225_113023_000000423100_00009_47006_9691.N1	25-FEB-2011 11:30:23	Dark	41.500	10	Bet Cen	0.61000	28000.	83	47006	No
137	GOM_NL__2PRFIN20110225_113204_000000433100_00009_47006_9692.N1	25-FEB-2011 11:32:04	Dark	43.000	77	Eps Cen	2.3030	28000.	86	47006	No
138	GOM_NL__2PRFIN20110225_113403_000000583100_00009_47006_9693.N1	25-FEB-2011 11:34:03	Dark	58.000	26	Gam Cru	1.6240	2900.0	116	47006	No
139	GOM_NL__2PRFIN20110225_113608_000000473100_00009_47006_9694.N1	25-FEB-2011 11:36:08	Dark	47.000	99	Del Cen	2.5750	26000.	94	47006	No
140	GOM_NL__2PRFIN20110225_115746_000000463100_00009_47006_9695.N1	25-FEB-2011 11:57:46	Bright	45.500	22	32Alp Leo	1.3600	15200.	91	47006	No
141	GOM_NL__2PRFIN20110225_120105_000000413100_00009_47006_9696.N1	25-FEB-2011 12:01:05	Bright	41.000	166	17Eps Leo	2.9800	6000.0	82	47006	No
142	GOM_NL__2PRFIN20110225_120940_000000453100_00009_47006_9697.N1	25-FEB-2011 12:09:40	Bright	45.000	174	52Psi UMa	3.0040	4400.0	90	47006	No
143	GOM_NL__2PRFIN20110225_121215_000000423100_00009_47006_9698.N1	25-FEB-2011 12:12:15	Bright	41.500	82	48Bet UMa	2.3650	10600.	83	47006	No
144	GOM_NL__2PRFIN20110225_121706_000000263100_00009_47006_9699.N1	25-FEB-2011 12:17:06	Tw_i_and_stray	26.000	32	77Eps UMa	1.7630	11000.	52	47006	No
145	GOM_NL__2PRFIN20110225_122036_000000383100_00009_47006_9700.N1	25-FEB-2011 12:20:36	Bright	37.500	60	7Bet UMi	2.0810	3950.0	75	47006	No
146	GOM_NL__2PRFIN20110225_122520_000000453100_00009_47006_9701.N1	25-FEB-2011 12:25:20	Bright	44.500	119	14Eta Dra	2.7270	4700.0	89	47006	No
147	GOM_NL__2PRFIN20110225_122934_000000453100_00009_47006_9702.N1	25-FEB-2011 12:29:34	Bright	45.000	130	23Bet Dra	2.7990	5800.0	90	47006	No
148	GOM_NL__2PRFIN20110225_123424_000000403100_00009_47006_9703.N1	25-FEB-2011 12:34:24	Bright	40.000	5	3Alp Lyr	0.033000	11000.	80	47006	No
149	GOM_NL__2PRFIN20110225_124441_000000643100_00009_47006_9704.N1	25-FEB-2011 12:44:41	Tw_i_and_stray	63.500	59	55Alp Oph	2.0800	8900.0	127	47006	No
150	GOM_NL__2PRFIN20110225_124709_000000573100_00009_47006_9705.N1	25-FEB-2011 12:47:09	Tw_i_and_stray	57.000	126	60Bet Oph	2.7700	4250.0	114	47006	No
151	GOM_NL__2PRFIN20110225_125350_000000453100_00009_47006_9706.N1	25-FEB-2011 12:53:50	Dark	45.000	137	22Lam Sgr	2.8240	4400.0	90	47006	No
152	GOM_NL__2PRFIN20110225_125527_000000613100_00009_47006_9707.N1	25-FEB-2011 12:55:27	Dark	61.000	86	35Eta Oph	2.4300	10200.	122	47006	No
153	GOM_NL__2PRFIN20110225_125853_000000503100_00009_47006_9708.N1	25-FEB-2011 12:58:53	Dark	50.000	25	35Lam Sco	1.6200	28000.	100	47006	No
154	GOM_NL__2PRFIN20110225_130635_000000503100_00010_47007_9737.N1	25-FEB-2011 13:06:35	Dark	49.500	131	Gam Lup	2.8000	26000.	99	47007	No
155	GOM_NL__2PRFIN20110225_131037_000000433100_00010_47007_9738.N1	25-FEB-2011 13:10:37	Dark	43.000	10	Bet Cen	0.61000	28000.	86	47007	No
156	GOM_NL__2PRFIN20110225_131219_000000473100_00010_47007_9739.N1	25-FEB-2011 13:12:19	Dark	47.000	77	Eps Cen	2.3030	28000.	94	47007	No
157	GOM_NL__2PRFIN20110225_131417_000000473100_00010_47007_9740.N1	25-FEB-2011 13:14:17	Dark	47.000	26	Gam Cru	1.6240	2900.0	94	47007	No
158	GOM_NL__2PRFIN20110225_131623_000000423100_00010_47007_9741.N1	25-FEB-2011 13:16:23	Dark	41.500	99	Del Cen	2.5750	26000.	83	47007	No
159	GOM_NL__2PRFIN20110225_133800_000000463100_00010_47007_9742.N1	25-FEB-2011 13:38:00	Bright	45.500	22	32Alp Leo	1.3600	15200.	91	47007	No
160	GOM_NL__2PRFIN20110225_134119_000000403100_00010_47007_9743.N1	25-FEB-2011 13:41:19	Bright	40.000	166	17Eps Leo	2.9800	6000.0	80	47007	No

161	GOM_NL__2PRFIN20110225_134953_000000483100_00010_47007_9744.N1	25-FEB-2011 13:49:53	Bright	47.500	174	52Psi UMa	3.0040	4400.0	95	47007	No
162	GOM_NL__2PRFIN20110225_135229_000000433100_00010_47007_9745.N1	25-FEB-2011 13:52:29	Bright	42.500	82	48Bet UMa	2.3650	10600.	85	47007	No
163	GOM_NL__2PRFIN20110225_135357_000000483100_00010_47007_9746.N1	25-FEB-2011 13:53:57	Bright	48.000	87	64Gam UMa	2.4330	11000.	96	47007	No
164	GOM_NL__2PRFIN20110225_135719_000000263100_00010_47007_9747.N1	25-FEB-2011 13:57:19	Twi_and_stray	26.000	32	77Eps UMa	1.7630	11000.	52	47007	No
165	GOM_NL__2PRFIN20110225_140049_000000373100_00010_47007_9748.N1	25-FEB-2011 14:00:49	Bright	36.500	60	7Bet UMi	2.0810	3950.0	73	47007	No
166	GOM_NL__2PRFIN20110225_140534_000000453100_00010_47007_9749.N1	25-FEB-2011 14:05:34	Bright	44.500	119	14Eta Dra	2.7270	4700.0	89	47007	No
167	GOM_NL__2PRFIN20110225_140947_000000453100_00010_47007_9750.N1	25-FEB-2011 14:09:47	Bright	45.000	130	23Bet Dra	2.7990	5800.0	90	47007	No
168	GOM_NL__2PRFIN20110225_141438_000000403100_00010_47007_9751.N1	25-FEB-2011 14:14:38	Bright	40.000	5	3Alp Lyr	0.033000	11000.	80	47007	No
169	GOM_NL__2PRFIN20110225_142200_000000563100_00010_47007_9752.N1	25-FEB-2011 14:22:00	Bright	56.000	168	17Zet Aql	2.9860	11000.	112	47007	No
170	GOM_NL__2PRFIN20110225_142456_000000633100_00010_47007_9753.N1	25-FEB-2011 14:24:56	Twi_and_stray	63.000	59	55Alp Oph	2.0800	8900.0	126	47007	No
171	GOM_NL__2PRFIN20110225_142724_000000623100_00010_47007_9754.N1	25-FEB-2011 14:27:24	Twi_and_stray	62.000	126	60Bet Oph	2.7700	4250.0	124	47007	No
172	GOM_NL__2PRFIN20110225_143405_000000453100_00010_47007_9755.N1	25-FEB-2011 14:34:05	Dark	45.000	137	22Lam Sgr	2.8240	4400.0	90	47007	No
173	GOM_NL__2PRFIN20110225_143542_000000663100_00010_47007_9756.N1	25-FEB-2011 14:35:42	Dark	65.500	86	35Eta Oph	2.4300	10200.	131	47007	No
174	GOM_NL__2PRFIN20110225_143907_000000513100_00010_47007_9757.N1	25-FEB-2011 14:39:07	Dark	51.000	25	35Lam Sco	1.6200	28000.	102	47007	No
175	GOM_NL__2PRFIN20110225_144650_000000493100_00011_47008_9792.N1	25-FEB-2011 14:46:50	Dark	49.000	131	Gam Lup	2.8000	26000.	98	47008	No
176	GOM_NL__2PRFIN20110225_145052_000000433100_00011_47008_9793.N1	25-FEB-2011 14:50:52	Dark	42.500	10	Bet Cen	0.61000	28000.	85	47008	No
177	GOM_NL__2PRFIN20110225_145234_000000433100_00011_47008_9794.N1	25-FEB-2011 14:52:34	Dark	43.000	77	Eps Cen	2.3030	28000.	86	47008	No
178	GOM_NL__2PRFIN20110225_145432_000000573100_00011_47008_9795.N1	25-FEB-2011 14:54:32	Dark	57.000	26	Gam Cru	1.6240	2900.0	114	47008	No
179	GOM_NL__2PRFIN20110225_145637_000000413100_00011_47008_9796.N1	25-FEB-2011 14:56:37	Dark	41.000	99	Del Cen	2.5750	26000.	82	47008	No
180	GOM_NL__2PRFIN20110225_151814_000000463100_00011_47008_9797.N1	25-FEB-2011 15:18:14	Bright	45.500	22	32Alp Leo	1.3600	15200.	91	47008	No
181	GOM_NL__2PRFIN20110225_152133_000000413100_00011_47008_9798.N1	25-FEB-2011 15:21:33	Bright	40.500	166	17Eps Leo	2.9800	6000.0	81	47008	No
182	GOM_NL__2PRFIN20110225_153007_000000473100_00011_47008_9799.N1	25-FEB-2011 15:30:07	Bright	47.000	174	52Psi UMa	3.0040	4400.0	94	47008	No
183	GOM_NL__2PRFIN20110225_153242_000000433100_00011_47008_9800.N1	25-FEB-2011 15:32:42	Bright	42.500	82	48Bet UMa	2.3650	10600.	85	47008	No
184	GOM_NL__2PRFIN20110225_153410_000000483100_00011_47008_9801.N1	25-FEB-2011 15:34:10	Bright	47.500	87	64Gam UMa	2.4330	11000.	95	47008	No
185	GOM_NL__2PRFIN20110225_153732_000000283100_00011_47008_9802.N1	25-FEB-2011 15:37:32	Twi_and_stray	28.000	32	77Eps UMa	1.7630	11000.	56	47008	No
186	GOM_NL__2PRFIN20110225_154103_000000423100_00011_47008_9803.N1	25-FEB-2011 15:41:03	Bright	42.000	60	7Bet UMi	2.0810	3950.0	84	47008	No
187	GOM_NL__2PRFIN20110225_154547_000000463100_00011_47008_9804.N1	25-FEB-2011 15:45:47	Bright	46.000	119	14Eta Dra	2.7270	4700.0	92	47008	No
188	GOM_NL__2PRFIN20110225_155002_000000453100_00011_47008_9805.N1	25-FEB-2011 15:50:02	Bright	44.500	130	23Bet Dra	2.7990	5800.0	89	47008	No
189	GOM_NL__2PRFIN20110225_155452_000000433100_00011_47008_9806.N1	25-FEB-2011 15:54:52	Bright	42.500	5	3Alp Lyr	0.033000	11000.	85	47008	No
190	GOM_NL__2PRFIN20110225_160215_000000383100_00011_47008_9807.N1	25-FEB-2011 16:02:15	Bright	38.000	168	17Zet Aql	2.9860	11000.	76	47008	No
191	GOM_NL__2PRFIN20110225_160511_000000643100_00011_47008_9808.N1	25-FEB-2011 16:05:11	Twi_and_stray	64.000	59	55Alp Oph	2.0800	8900.0	128	47008	No
192	GOM_NL__2PRFIN20110225_160739_000000613100_00011_47008_9809.N1	25-FEB-2011 16:07:39	Twi_and_stray	61.000	126	60Bet Oph	2.7700	4250.0	122	47008	No
193	GOM_NL__2PRFIN20110225_161419_000000473100_00011_47008_9810.N1	25-FEB-2011 16:14:19	Dark	46.500	137	22Lam Sgr	2.8240	4400.0	93	47008	No
194	GOM_NL__2PRFIN20110225_161558_000000553100_00011_47008_9811.N1	25-FEB-2011 16:15:58	Dark	55.000	86	35Eta Oph	2.4300	10200.	110	47008	No
195	GOM_NL__2PRFIN20110225_161922_000000473100_00011_47008_9812.N1	25-FEB-2011 16:19:22	Dark	47.000	25	35Lam Sco	1.6200	28000.	94	47008	No
196	GOM_NL__2PRFIN20110225_162705_000000523100_00012_47009_9835.N1	25-FEB-2011 16:27:05	Dark	51.500	131	Gam Lup	2.8000	26000.	103	47009	No
197	GOM_NL__2PRFIN20110225_163107_000000453100_00012_47009_9836.N1	25-FEB-2011 16:31:07	Dark	44.500	10	Bet Cen	0.61000	28000.	89	47009	No
198	GOM_NL__2PRFIN20110225_163249_000000443100_00012_47009_9837.N1	25-FEB-2011 16:32:49	Dark	44.000	77	Eps Cen	2.3030	28000.	88	47009	No
199	GOM_NL__2PRFIN20110225_163446_000000583100_00012_47009_9838.N1	25-FEB-2011 16:34:46	Dark	58.000	26	Gam Cru	1.6240	2900.0	116	47009	No
200	GOM_NL__2PRFIN20110225_163652_000000443100_00012_47009_9839.N1	25-FEB-2011 16:36:52	Dark	43.500	99	Del Cen	2.5750	26000.	87	47009	No
201	GOM_NL__2PRFIN20110225_165828_000000453100_00012_47009_9840.N1	25-FEB-2011 16:58:28	Bright	44.500	22	32Alp Leo	1.3600	15200.	89	47009	No
202	GOM_NL__2PRFIN20110225_170147_000000393100_00012_47009_9841.N1	25-FEB-2011 17:01:47	Bright	39.000	166	17Eps Leo	2.9800	6000.0	78	47009	No
203	GOM_NL__2PRFIN20110225_171020_000000463100_00012_47009_9842.N1	25-FEB-2011 17:10:20	Bright	45.500	174	52Psi UMa	3.0040	4400.0	91	47009	No
204	GOM_NL__2PRFIN20110225_171256_000000423100_00012_47009_9843.N1	25-FEB-2011 17:12:56	Bright	42.000	82	48Bet UMa	2.3650	10600.	84	47009	No
205	GOM_NL__2PRFIN20110225_171424_000000483100_00012_47009_9844.N1	25-FEB-2011 17:14:24	Bright	48.000	87	64Gam UMa	2.4330	11000.	96	47009	No
206	GOM_NL__2PRFIN20110225_171745_000000283100_00012_47009_9845.N1	25-FEB-2011 17:17:45	Twi_and_stray	28.000	32	77Eps UMa	1.7630	11000.	56	47009	No
207	GOM_NL__2PRFIN20110225_172117_000000423100_00012_47009_9846.N1	25-FEB-2011 17:21:17	Bright	41.500	60	7Bet UMi	2.0810	3950.0	83	47009	No
208	GOM_NL__2PRFIN20110225_172601_000000463100_00012_47009_9847.N1	25-FEB-2011 17:26:01	Bright	46.000	119	14Eta Dra	2.7270	4700.0	92	47009	No
209	GOM_NL__2PRFIN20110225_173015_000000453100_00012_47009_9848.N1	25-FEB-2011 17:30:15	Bright	44.500	130	23Bet Dra	2.7990	5800.0	89	47009	No
210	GOM_NL__2PRFIN20110225_173506_000000423100_00012_47009_9849.N1	25-FEB-2011 17:35:06	Bright	41.500	5	3Alp Lyr	0.033000	11000.	83	47009	No
211	GOM_NL__2PRFIN20110225_174229_000000393100_00012_47009_9850.N1	25-FEB-2011 17:42:29	Bright	38.500	168	17Zet Aql	2.9860	11000.	77	47009	No
212	GOM_NL__2PRFIN20110225_174526_000000633100_00012_47009_9851.N1	25-FEB-2011 17:45:26	Twi_and_stray	63.000	59	55Alp Oph	2.0800	8900.0	126	47009	No
213	GOM_NL__2PRFIN20110225_174754_000000583100_00012_47009_9852.N1	25-FEB-2011 17:47:54	Twi_and_stray	57.500	126	60Bet Oph	2.7700	4250.0	115	47009	No
214	GOM_NL__2PRFIN20110225_175434_000000473100_00012_47009_9853.N1	25-FEB-2011 17:54:34	Dark	46.500	137	22Lam Sgr	2.8240	4400.0	93	47009	No
215	GOM_NL__2PRFIN20110225_175613_000000573100_00012_47009_9854.N1	25-FEB-2011 17:56:13	Dark	57.000	86	35Eta Oph	2.4300	10200.	114	47009	No
216	GOM_NL__2PRFIN20110225_175937_000000513100_00012_47009_9855.N1	25-FEB-2011 17:59:37	Dark	51.000	25	35Lam Sco	1.6200	28000.	102	47009	No
217	GOM_NL__2PRFIN20110225_180720_000000503100_00013_47010_9859.N1	25-FEB-2011 18:07:20	Dark	49.500	131	Gam Lup	2.8000	26000.	99	47010	No
218	GOM_NL__2PRFIN20110225_181121_000000483100_00013_47010_9860.N1	25-FEB-2011 18:11:21	Dark	48.000	10	Bet Cen	0.61000	28000.	96	47010	No
219	GOM_NL__2PRFIN20110225_181303_000000463100_00013_47010_9861.N1	25-FEB-2011 18:13:03	Dark	45.500	77	Eps Cen	2.3030	28000.	91	47010	No

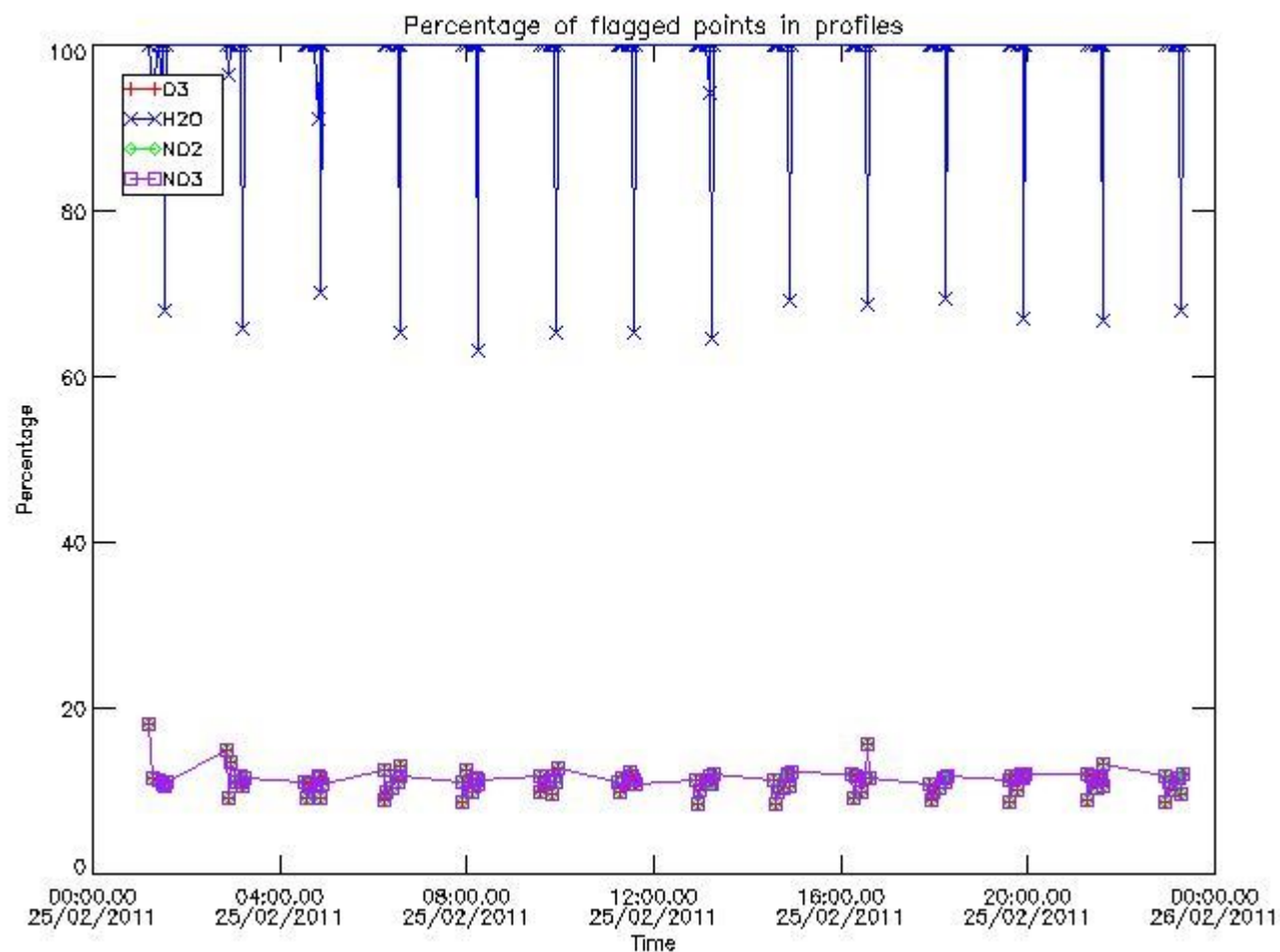
220	GOM_NL__2PRFIN20110225_181501_000000583100_00013_47010_9862.N1	25-FEB-2011 18:15:01	Dark	57.500	26	Gam Cru	1.6240	2900.0	115	47010	No
221	GOM_NL__2PRFIN20110225_181707_000000433100_00013_47010_9863.N1	25-FEB-2011 18:17:07	Dark	42.500	99	Del Cen	2.5750	26000.	85	47010	No
222	GOM_NL__2PRFIN20110225_183841_000000453100_00013_47010_9864.N1	25-FEB-2011 18:38:41	Bright	45.000	22	32Alp Leo	1.3600	15200.	90	47010	No
223	GOM_NL__2PRFIN20110225_184201_000000403100_00013_47010_9865.N1	25-FEB-2011 18:42:01	Bright	40.000	166	17Eps Leo	2.9800	6000.0	80	47010	No
224	GOM_NL__2PRFIN20110225_185033_000000483100_00013_47010_9866.N1	25-FEB-2011 18:50:33	Bright	47.500	174	52Psi UMa	3.0040	4400.0	95	47010	No
225	GOM_NL__2PRFIN20110225_185309_000000403100_00013_47010_9867.N1	25-FEB-2011 18:53:09	Bright	40.000	82	48Bet UMa	2.3650	10600.	80	47010	No
226	GOM_NL__2PRFIN20110225_185437_000000453100_00013_47010_9868.N1	25-FEB-2011 18:54:37	Bright	45.000	87	64Gam UMa	2.4330	11000.	90	47010	No
227	GOM_NL__2PRFIN20110225_185758_000000313100_00013_47010_9869.N1	25-FEB-2011 18:57:58	Tw_i_and_stray	31.000	32	77Eps UMa	1.7630	11000.	62	47010	No
228	GOM_NL__2PRFIN20110225_190130_000000433100_00013_47010_9870.N1	25-FEB-2011 19:01:30	Bright	43.000	60	7Bet UMi	2.0810	3950.0	86	47010	No
229	GOM_NL__2PRFIN20110225_190614_000000433100_00013_47010_9871.N1	25-FEB-2011 19:06:14	Bright	42.500	119	14Eta Dra	2.7270	4700.0	85	47010	No
230	GOM_NL__2PRFIN20110225_191029_000000433100_00013_47010_9872.N1	25-FEB-2011 19:10:29	Bright	42.500	130	23Bet Dra	2.7990	5800.0	85	47010	No
231	GOM_NL__2PRFIN20110225_191520_000000393100_00013_47010_9873.N1	25-FEB-2011 19:15:20	Bright	39.000	5	3Alp Lyr	0.033000	11000.	78	47010	No
232	GOM_NL__2PRFIN20110225_192243_000000393100_00013_47010_9874.N1	25-FEB-2011 19:22:43	Bright	39.000	168	17Zet Aql	2.9860	11000.	78	47010	No
233	GOM_NL__2PRFIN20110225_192540_000000653100_00013_47010_9875.N1	25-FEB-2011 19:25:40	Tw_i_and_stray	64.500	59	55Alp Oph	2.0800	8900.0	129	47010	No
234	GOM_NL__2PRFIN20110225_192809_000000613100_00013_47010_9876.N1	25-FEB-2011 19:28:09	Tw_i_and_stray	61.000	126	60Bet Oph	2.7700	4250.0	122	47010	No
235	GOM_NL__2PRFIN20110225_193449_000000453100_00013_47010_9877.N1	25-FEB-2011 19:34:49	Dark	45.000	137	22Lam Sgr	2.8240	4400.0	90	47010	No
236	GOM_NL__2PRFIN20110225_193629_000000583100_00013_47010_9878.N1	25-FEB-2011 19:36:29	Dark	58.000	86	35Eta Oph	2.4300	10200.	116	47010	No
237	GOM_NL__2PRFIN20110225_193952_000000433100_00013_47010_9879.N1	25-FEB-2011 19:39:52	Dark	43.000	25	35Lam Sco	1.6200	28000.	86	47010	No
238	GOM_NL__2PRFIN20110225_194736_000000513100_00014_47011_9993.N1	25-FEB-2011 19:47:36	Dark	50.500	131	Gam Lup	2.8000	26000.	101	47011	No
239	GOM_NL__2PRFIN20110225_195136_000000433100_00014_47011_9994.N1	25-FEB-2011 19:51:36	Dark	42.500	10	Bet Cen	0.61000	28000.	85	47011	No
240	GOM_NL__2PRFIN20110225_195318_000000453100_00014_47011_9995.N1	25-FEB-2011 19:53:18	Dark	44.500	77	Eps Cen	2.3030	28000.	89	47011	No
241	GOM_NL__2PRFIN20110225_195515_000000433100_00014_47011_9996.N1	25-FEB-2011 19:55:15	Dark	43.000	26	Gam Cru	1.6240	2900.0	86	47011	No
242	GOM_NL__2PRFIN20110225_195721_000000423100_00014_47011_9997.N1	25-FEB-2011 19:57:21	Dark	41.500	99	Del Cen	2.5750	26000.	83	47011	No
243	GOM_NL__2PRFIN20110225_201855_000000443100_00014_47011_9998.N1	25-FEB-2011 20:18:55	Bright	44.000	22	32Alp Leo	1.3600	15200.	88	47011	No
244	GOM_NL__2PRFIN20110225_202214_000000403100_00014_47011_9999.N1	25-FEB-2011 20:22:14	Bright	39.500	166	17Eps Leo	2.9800	6000.0	79	47011	No
245	GOM_NL__2PRFIN20110225_203046_000000463100_00014_47011_0000.N1	25-FEB-2011 20:30:46	Bright	45.500	174	52Psi UMa	3.0040	4400.0	91	47011	No
246	GOM_NL__2PRFIN20110225_203322_000000443100_00014_47011_0001.N1	25-FEB-2011 20:33:22	Bright	44.000	82	48Bet UMa	2.3650	10600.	88	47011	No
247	GOM_NL__2PRFIN20110225_203450_000000483100_00014_47011_0002.N1	25-FEB-2011 20:34:50	Bright	48.000	87	64Gam UMa	2.4330	11000.	96	47011	No
248	GOM_NL__2PRFIN20110225_203811_000000313100_00014_47011_0003.N1	25-FEB-2011 20:38:11	Tw_i_and_stray	31.000	32	77Eps UMa	1.7630	11000.	62	47011	No
249	GOM_NL__2PRFIN20110225_204144_000000433100_00014_47011_0004.N1	25-FEB-2011 20:41:44	Bright	42.500	60	7Bet UMi	2.0810	3950.0	85	47011	No
250	GOM_NL__2PRFIN20110225_204628_000000463100_00014_47011_0005.N1	25-FEB-2011 20:46:28	Bright	46.000	119	14Eta Dra	2.7270	4700.0	92	47011	No
251	GOM_NL__2PRFIN20110225_205043_000000473100_00014_47011_0006.N1	25-FEB-2011 20:50:43	Bright	47.000	130	23Bet Dra	2.7990	5800.0	94	47011	No
252	GOM_NL__2PRFIN20110225_205534_000000393100_00014_47011_0007.N1	25-FEB-2011 20:55:34	Bright	39.000	5	3Alp Lyr	0.033000	11000.	78	47011	No
253	GOM_NL__2PRFIN20110225_210258_000000373100_00014_47011_0008.N1	25-FEB-2011 21:02:58	Bright	37.000	168	17Zet Aql	2.9860	11000.	74	47011	No
254	GOM_NL__2PRFIN20110225_210555_000000623100_00014_47011_0009.N1	25-FEB-2011 21:05:55	Tw_i_and_stray	61.500	59	55Alp Oph	2.0800	8900.0	123	47011	No
255	GOM_NL__2PRFIN20110225_210823_000000623100_00014_47011_0010.N1	25-FEB-2011 21:08:23	Tw_i_and_stray	62.000	126	60Bet Oph	2.7700	4250.0	124	47011	No
256	GOM_NL__2PRFIN20110225_211503_000000433100_00014_47011_0011.N1	25-FEB-2011 21:15:03	Dark	42.500	137	22Lam Sgr	2.8240	4400.0	85	47011	No
257	GOM_NL__2PRFIN20110225_211644_000000583100_00014_47011_0012.N1	25-FEB-2011 21:16:44	Dark	57.500	86	35Eta Oph	2.4300	10200.	115	47011	No
258	GOM_NL__2PRFIN20110225_212007_000000443100_00014_47011_0013.N1	25-FEB-2011 21:20:07	Dark	43.500	25	35Lam Sco	1.6200	28000.	87	47011	No
259	GOM_NL__2PRFIN20110225_212751_000000503100_00015_47012_9912.N1	25-FEB-2011 21:27:51	Dark	49.500	131	Gam Lup	2.8000	26000.	99	47012	No
260	GOM_NL__2PRFIN20110225_213151_000000453100_00015_47012_9913.N1	25-FEB-2011 21:31:51	Dark	45.000	10	Bet Cen	0.61000	28000.	90	47012	No
261	GOM_NL__2PRFIN20110225_213333_000000453100_00015_47012_9914.N1	25-FEB-2011 21:33:33	Dark	44.500	77	Eps Cen	2.3030	28000.	89	47012	No
262	GOM_NL__2PRFIN20110225_213530_000000583100_00015_47012_9915.N1	25-FEB-2011 21:35:30	Dark	57.500	26	Gam Cru	1.6240	2900.0	115	47012	No
263	GOM_NL__2PRFIN20110225_213736_000000433100_00015_47012_9916.N1	25-FEB-2011 21:37:36	Dark	42.500	99	Del Cen	2.5750	26000.	85	47012	No
264	GOM_NL__2PRFIN20110225_215909_000000453100_00015_47012_9917.N1	25-FEB-2011 21:59:09	Bright	45.000	22	32Alp Leo	1.3600	15200.	90	47012	No
265	GOM_NL__2PRFIN20110225_220228_000000403100_00015_47012_9918.N1	25-FEB-2011 22:02:28	Bright	40.000	166	17Eps Leo	2.9800	6000.0	80	47012	No
266	GOM_NL__2PRFIN20110225_221059_000000473100_00015_47012_9919.N1	25-FEB-2011 22:10:59	Bright	47.000	174	52Psi UMa	3.0040	4400.0	94	47012	No
267	GOM_NL__2PRFIN20110225_221336_000000423100_00015_47012_9920.N1	25-FEB-2011 22:13:36	Bright	42.000	82	48Bet UMa	2.3650	10600.	84	47012	No
268	GOM_NL__2PRFIN20110225_221503_000000453100_00015_47012_9921.N1	25-FEB-2011 22:15:03	Bright	45.000	87	64Gam UMa	2.4330	11000.	90	47012	No
269	GOM_NL__2PRFIN20110225_221824_000000333100_00015_47012_9922.N1	25-FEB-2011 22:18:24	Tw_i_and_stray	33.000	32	77Eps UMa	1.7630	11000.	66	47012	No
270	GOM_NL__2PRFIN20110225_222158_000000433100_00015_47012_9923.N1	25-FEB-2011 22:21:58	Bright	42.500	60	7Bet UMi	2.0810	3950.0	85	47012	No
271	GOM_NL__2PRFIN20110225_222642_000000463100_00015_47012_9924.N1	25-FEB-2011 22:26:42	Bright	46.000	119	14Eta Dra	2.7270	4700.0	92	47012	No
272	GOM_NL__2PRFIN20110225_223056_000000453100_00015_47012_9925.N1	25-FEB-2011 22:30:56	Bright	44.500	130	23Bet Dra	2.7990	5800.0	89	47012	No
273	GOM_NL__2PRFIN20110225_223548_000000433100_00015_47012_9926.N1	25-FEB-2011 22:35:48	Bright	43.000	5	3Alp Lyr	0.033000	11000.	86	47012	No
274	GOM_NL__2PRFIN20110225_224312_000000393100_00015_47012_9927.N1	25-FEB-2011 22:43:12	Bright	38.500	168	17Zet Aql	2.9860	11000.	77	47012	No
275	GOM_NL__2PRFIN20110225_224610_000000633100_00015_47012_9928.N1	25-FEB-2011 22:46:10	Tw_i_and_stray	63.000	59	55Alp Oph	2.0800	8900.0	126	47012	No
276	GOM_NL__2PRFIN20110225_224838_000000563100_00015_47012_9929.N1	25-FEB-2011 22:48:38	Tw_i_and_stray	56.000	126	60Bet Oph	2.7700	4250.0	112	47012	No
277	GOM_NL__2PRFIN20110225_225518_000000443100_00015_47012_9930.N1	25-FEB-2011 22:55:18	Dark	43.500	137	22Lam Sgr	2.8240	4400.0	87	47012	No
278	GOM_NL__2PRFIN20110225_225659_000000593100_00015_47012_9931.N1	25-FEB-2011 22:56:59	Dark	58.500	86	35Eta Oph	2.4300	10200.	117	47012	No

279	GOM_NL__2PRFIN20110225_230021_000000513100_00015_47012_9932.N1	25-FEB-2011 23:00:21	Dark	51.000	25	35Lam Sco	1.6200	28000.	102	47012	No
280	GOM_NL__2PRFIN20110225_230806_000000513100_00016_47013_9971.N1	25-FEB-2011 23:08:06	Dark	50.500	131	Gam Lup	2.8000	26000.	101	47013	No
281	GOM_NL__2PRFIN20110225_231205_000000453100_00016_47013_9972.N1	25-FEB-2011 23:12:05	Dark	44.500	10	Bet Cen	0.61000	28000.	89	47013	No
282	GOM_NL__2PRFIN20110225_231347_000000443100_00016_47013_9973.N1	25-FEB-2011 23:13:47	Dark	44.000	77	Eps Cen	2.3030	28000.	88	47013	No
283	GOM_NL__2PRFIN20110225_231544_000000583100_00016_47013_9974.N1	25-FEB-2011 23:15:44	Dark	58.000	26	Gam Cru	1.6240	2900.0	116	47013	No
284	GOM_NL__2PRFIN20110225_231750_000000423100_00016_47013_9975.N1	25-FEB-2011 23:17:50	Dark	42.000	99	Del Cen	2.5750	26000.	84	47013	No
285	GOM_NL__2PRFIN20110225_233923_000000443100_00016_47013_9976.N1	25-FEB-2011 23:39:23	Bright	44.000	22	32Alp Leo	1.3600	15200.	88	47013	No
286	GOM_NL__2PRFIN20110225_234242_000000413100_00016_47013_9977.N1	25-FEB-2011 23:42:42	Bright	40.500	166	17Eps Leo	2.9800	6000.0	81	47013	No
287	GOM_NL__2PRFIN20110225_235113_000000473100_00016_47013_9978.N1	25-FEB-2011 23:51:13	Bright	47.000	174	52Psi UMa	3.0040	4400.0	94	47013	No
288	GOM_NL__2PRFIN20110225_235349_000000433100_00016_47013_9979.N1	25-FEB-2011 23:53:49	Bright	43.000	82	48Bet UMa	2.3650	10600.	86	47013	No
289	GOM_NL__2PRFIN20110225_235517_000000473100_00016_47013_9980.N1	25-FEB-2011 23:55:17	Bright	47.000	87	64Gam UMa	2.4330	11000.	94	47013	No
290	GOM_NL__2PRFIN20110225_235837_000000333100_00016_47013_9981.N1	25-FEB-2011 23:58:37	Twilight	33.000	32	77Eps UMa	1.7630	11000.	66	47013	No

### 3. Quality information per product

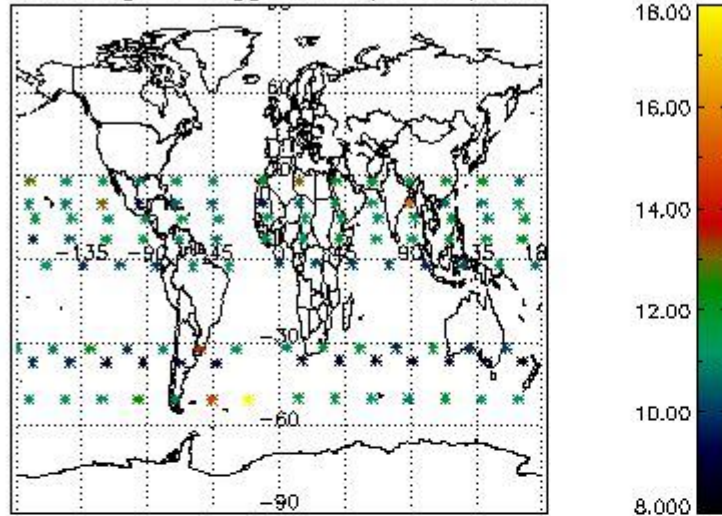
In this section it is plotted some information contained in the Quality Summary data set of the level 2 products. Only products in dark limb conditions and without errors (error flag in the MPH set to "0") are used.

#### 3.1 Plot quality information per product (time dependant)

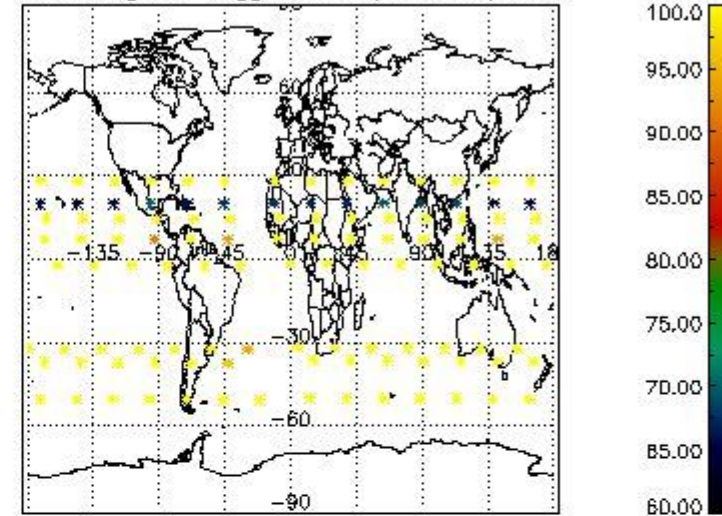


#### 3.2 Plot quality information per product (world map)

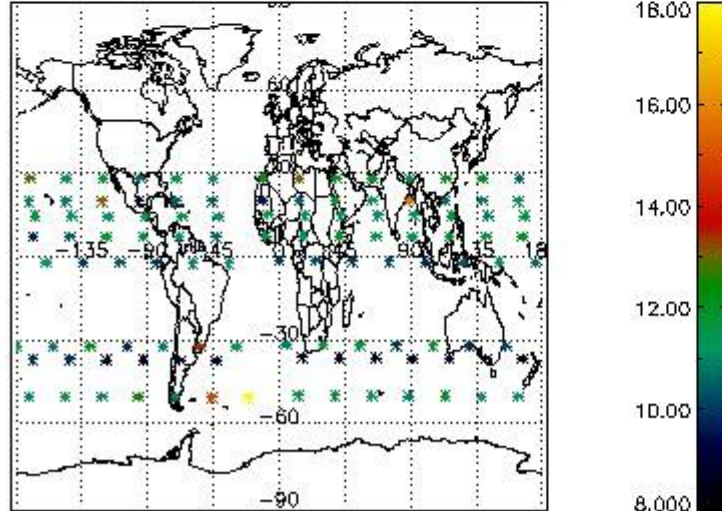
Percentage of flagged data per O3 profile



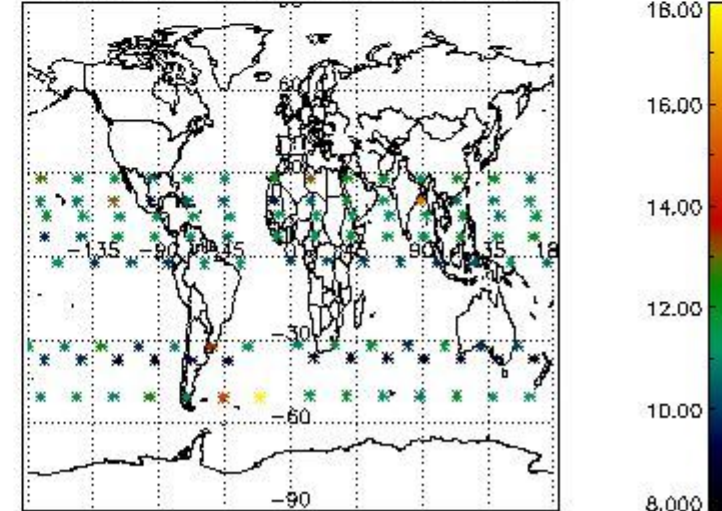
Percentage of flagged data per H2O profile



Percentage of flagged data per NO2 profile



Percentage of flagged data per NO3 profile



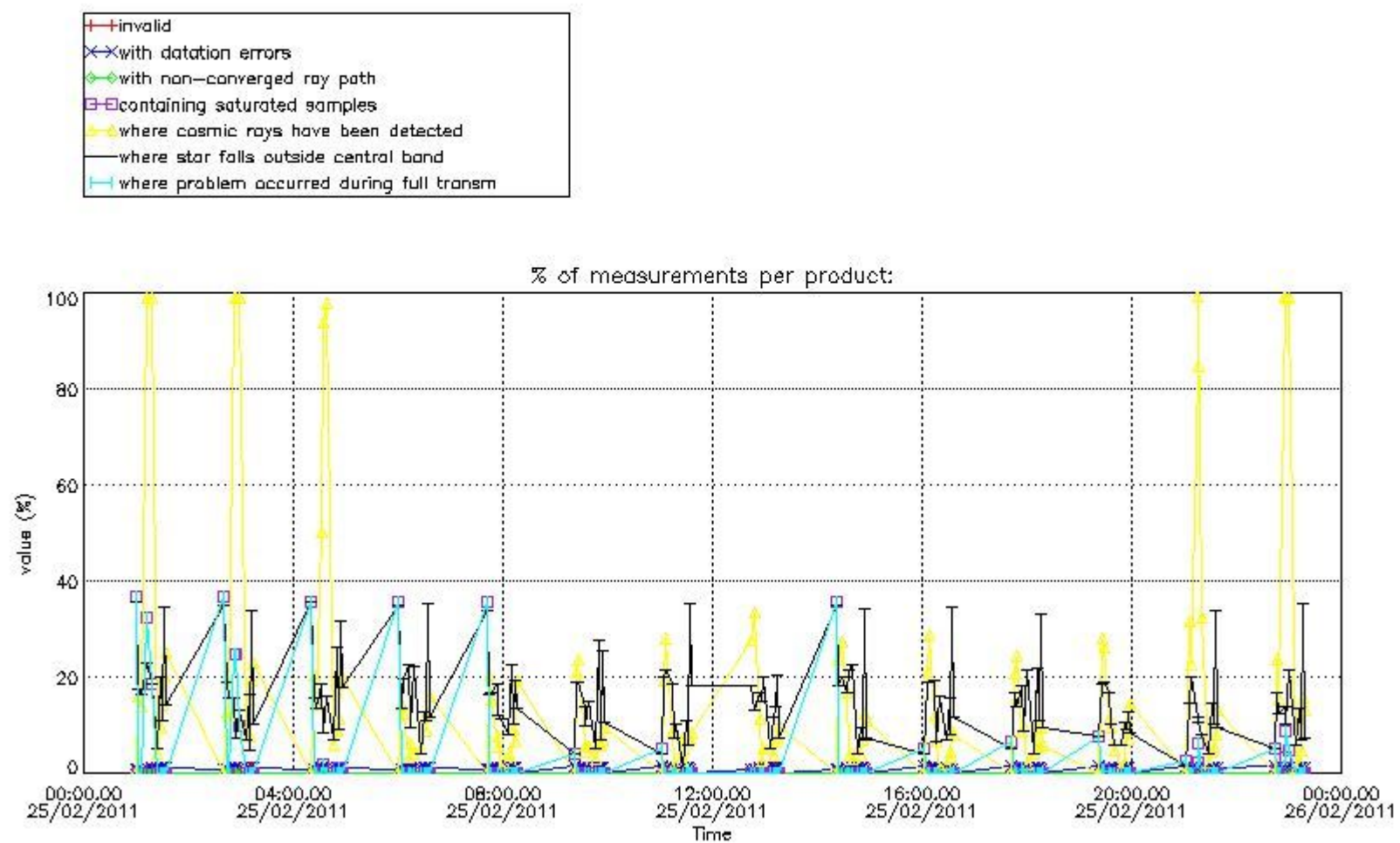
#### 4. Level 1 quality information per product

In this section it is plotted some information contained in the Quality Summary data set of the level 2 products that comes from the level 1b processing. Products without errors (error flag in the MPH set to "0") are used.

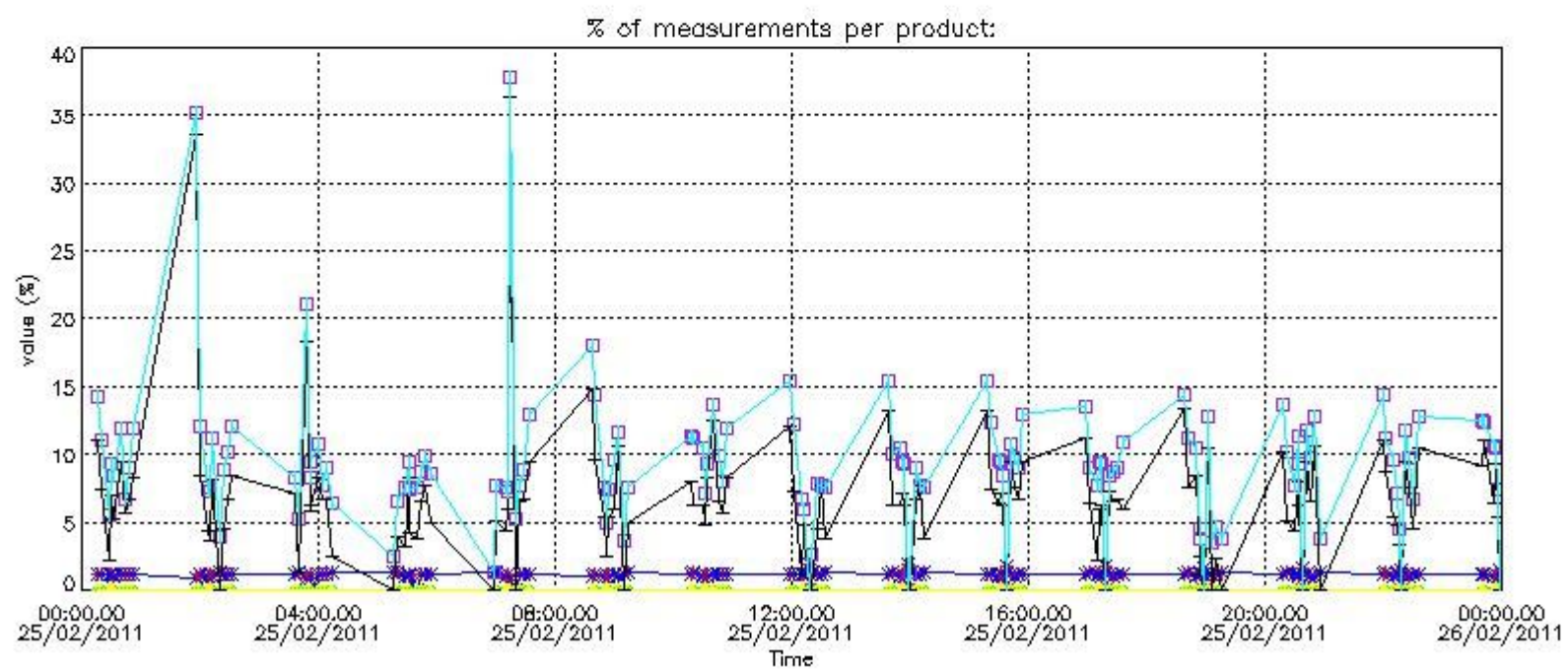
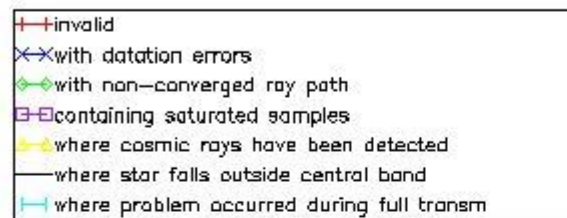
##### 4.1 Plot quality information per product (time dependant) coming from level 1b processing

###### 4.1.1 Plot level 1 quality information per product (time dependant): ENVISAT ASCENDING passes





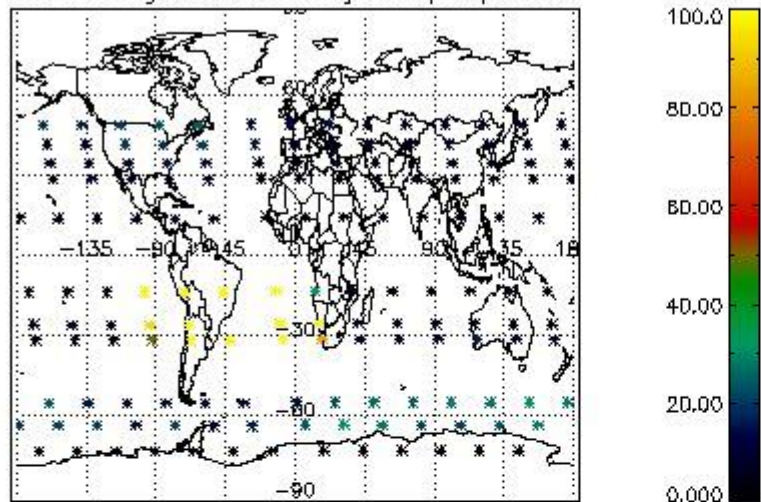
4.1.2 Plot level 1 quality information per product (time dependant): ENVI SAT DESCENDING passes



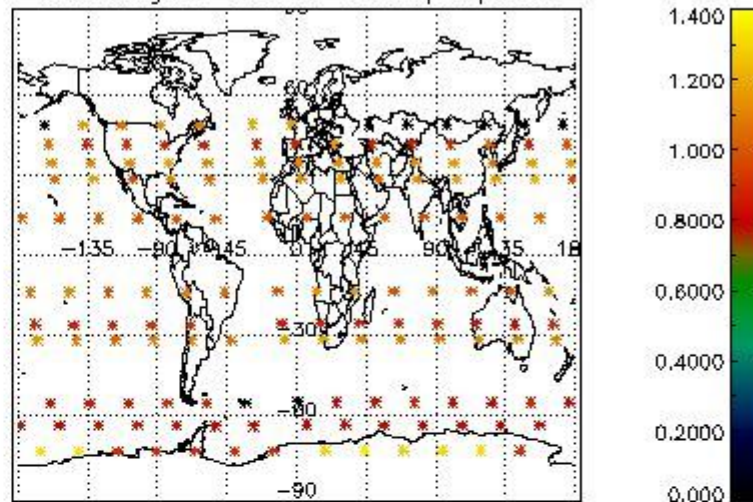
4.2 Plot quality information per product coming from level 1b processing (world map)

4.2.1 Plot level 1 quality information per product (world map): ENVISAT ASCENDING passes

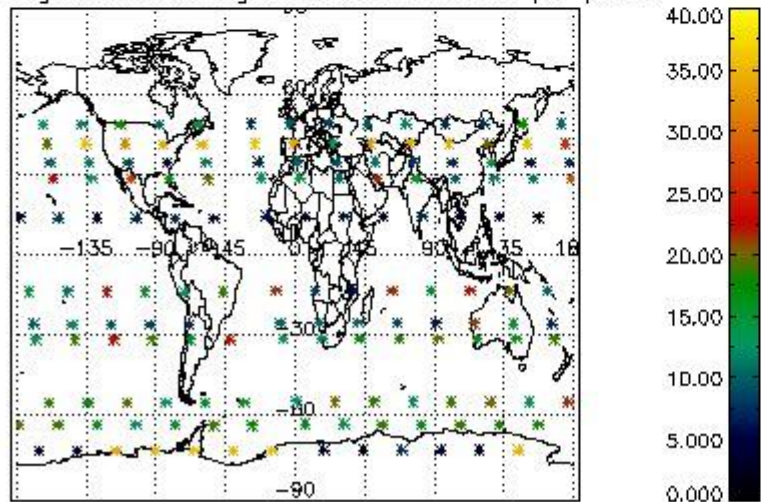
Percentage of cosmic ray hits per profile



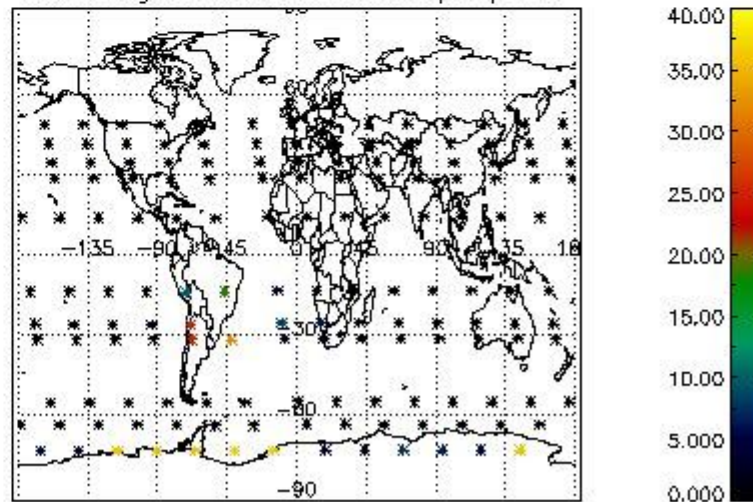
Percentage of datation errors per profile



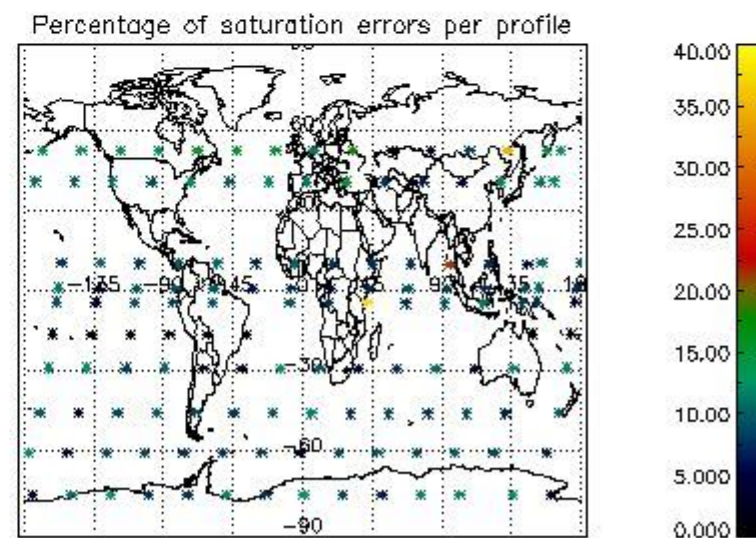
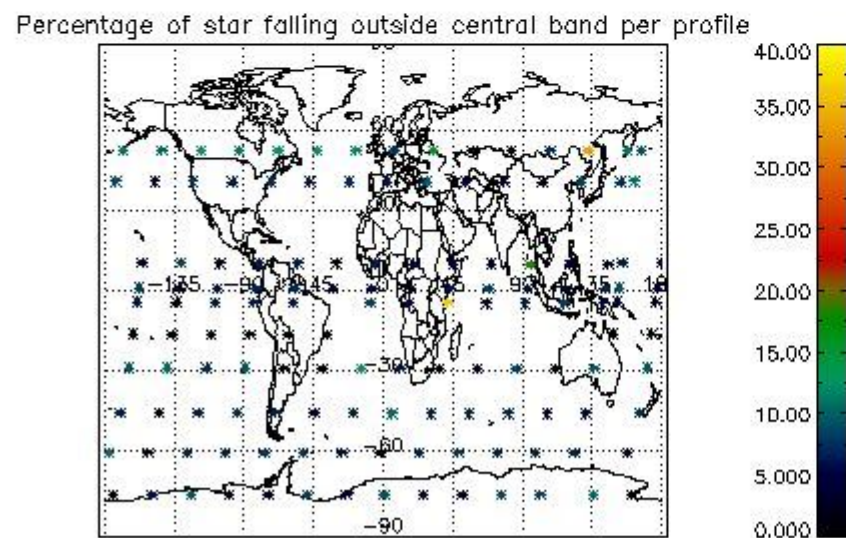
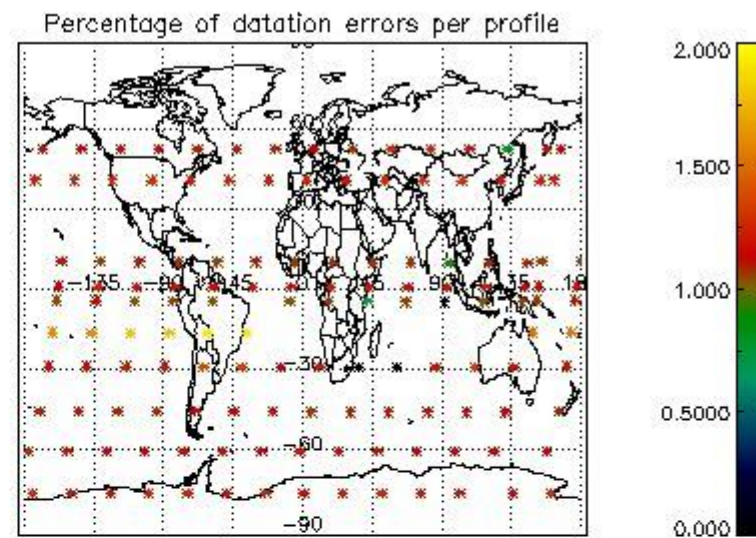
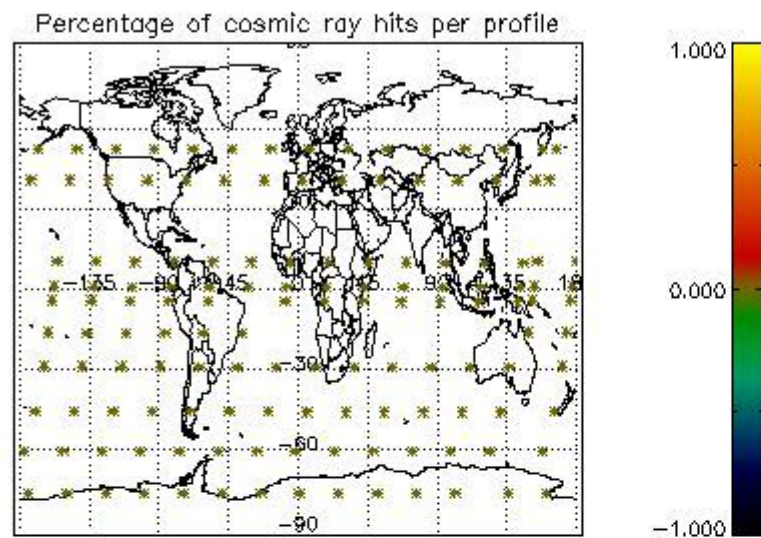
Percentage of star falling outside central band per profile



Percentage of saturation errors per profile



4.2.2 Plot level 1 quality information per product (world map): ENVISAT DESCENDING passes



## 5. Trace gas profiles

### 5.1 Ozone statistics based on quality of products

The final quality of the products can be "measured" using the STD (Standard Deviation) attached to every point profile. This information is written to the parameter GOM\_NL\_\_2P/NL\_LOCAL\_SPECIES\_DENSITY/o3\_std of the level 2 products. The table below shows the statistics for given STD ranges.

The statistics are given with respect to the overall valid production:

- Products without fatal errors: GOM\_NL\_\_2P/MPH/PRODUCT\_ERR=0
- Valid point profile: GOM\_NL\_\_2P/NL\_LOCAL\_SPECIES\_DENSITY/pcd(0)=0

The 'Criteria' is applied to valid points of dark limb products:

- Products in dark limb illumination condition: GOM\_NL\_\_2P/NL\_SUMMARY\_QUALITY/obs\_ill\_cond=0
- Products without fatal errors: GOM\_NL\_\_2P/MPH/PRODUCT\_ERR=0
- Valid point profile: GOM\_NL\_\_2P/NL\_LOCAL\_SPECIES\_DENSITY/pcd(0)=0

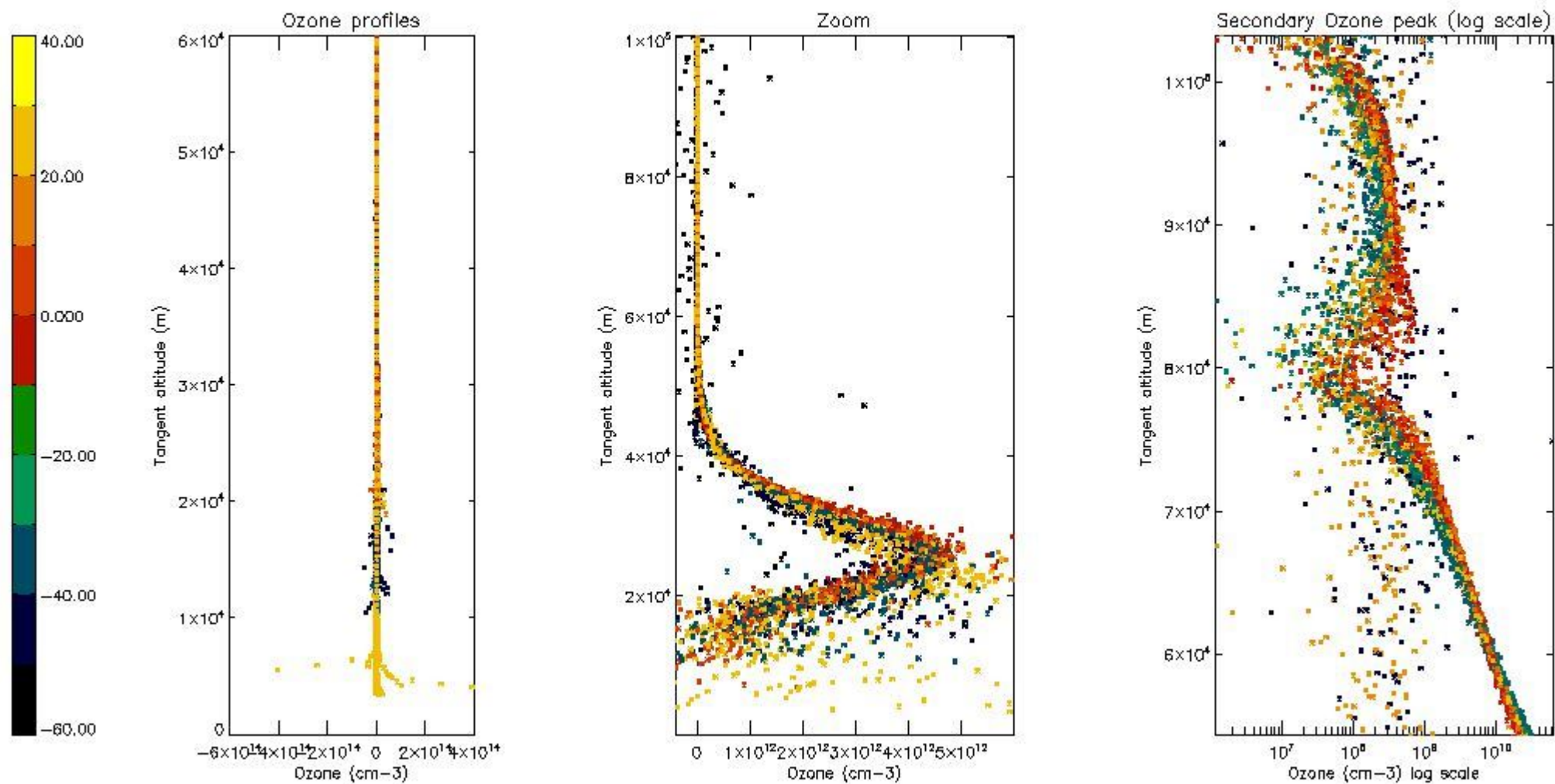
So, the table below shows the percentage of dark limb and valid observations for each criteria with respect to the overall valid daily observations.

Criteria	% of total production
All STD	40
STD < 20	21

STD < 10	16
STD < 5	11

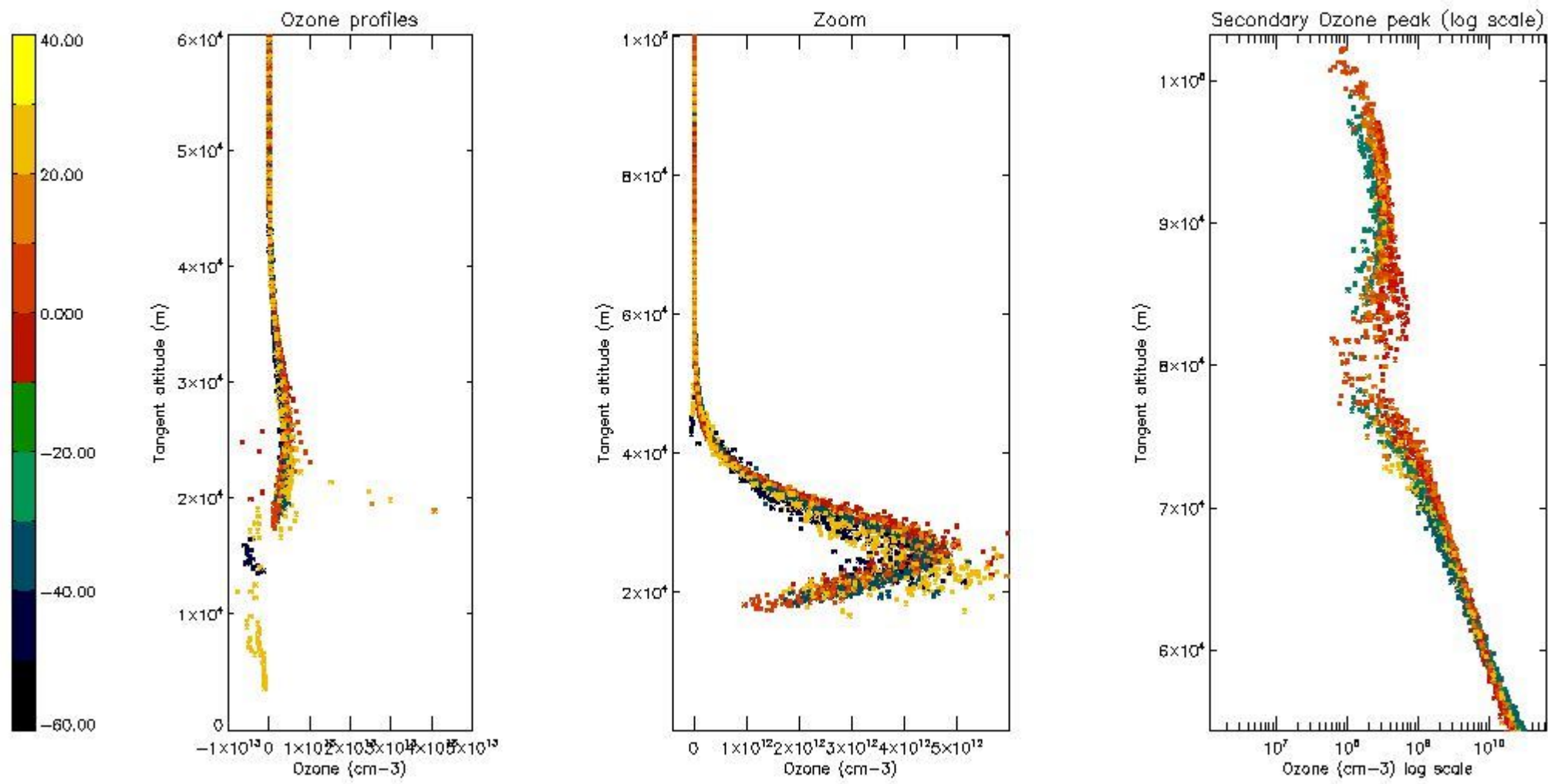
5.2 Plot ozone profiles for all STD (dark without errors)

The colorbar represents the latitude.



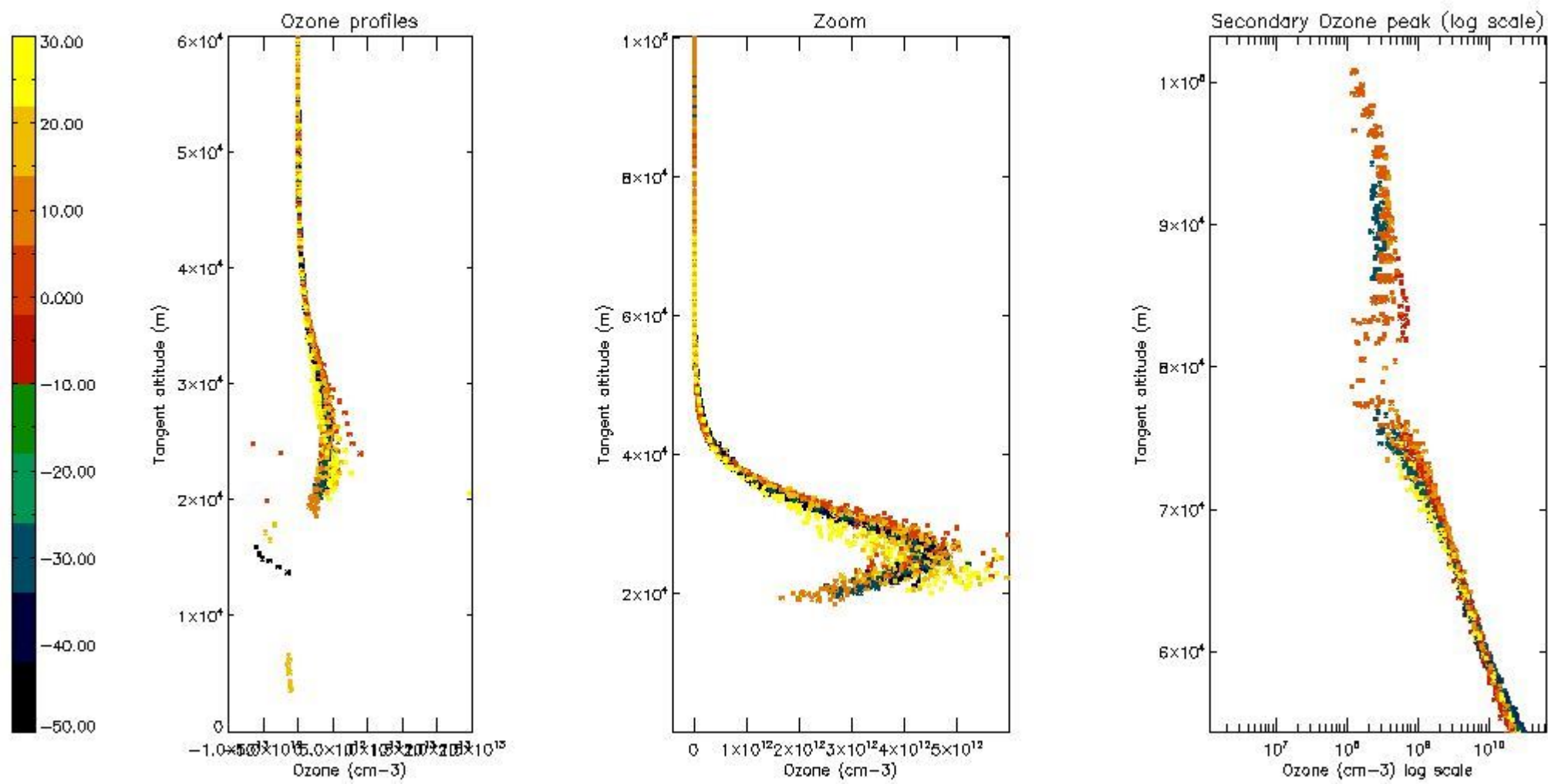
5.3 Plot ozone profiles where STD < 20% (dark without errors)

The colorbar represents the latitude.



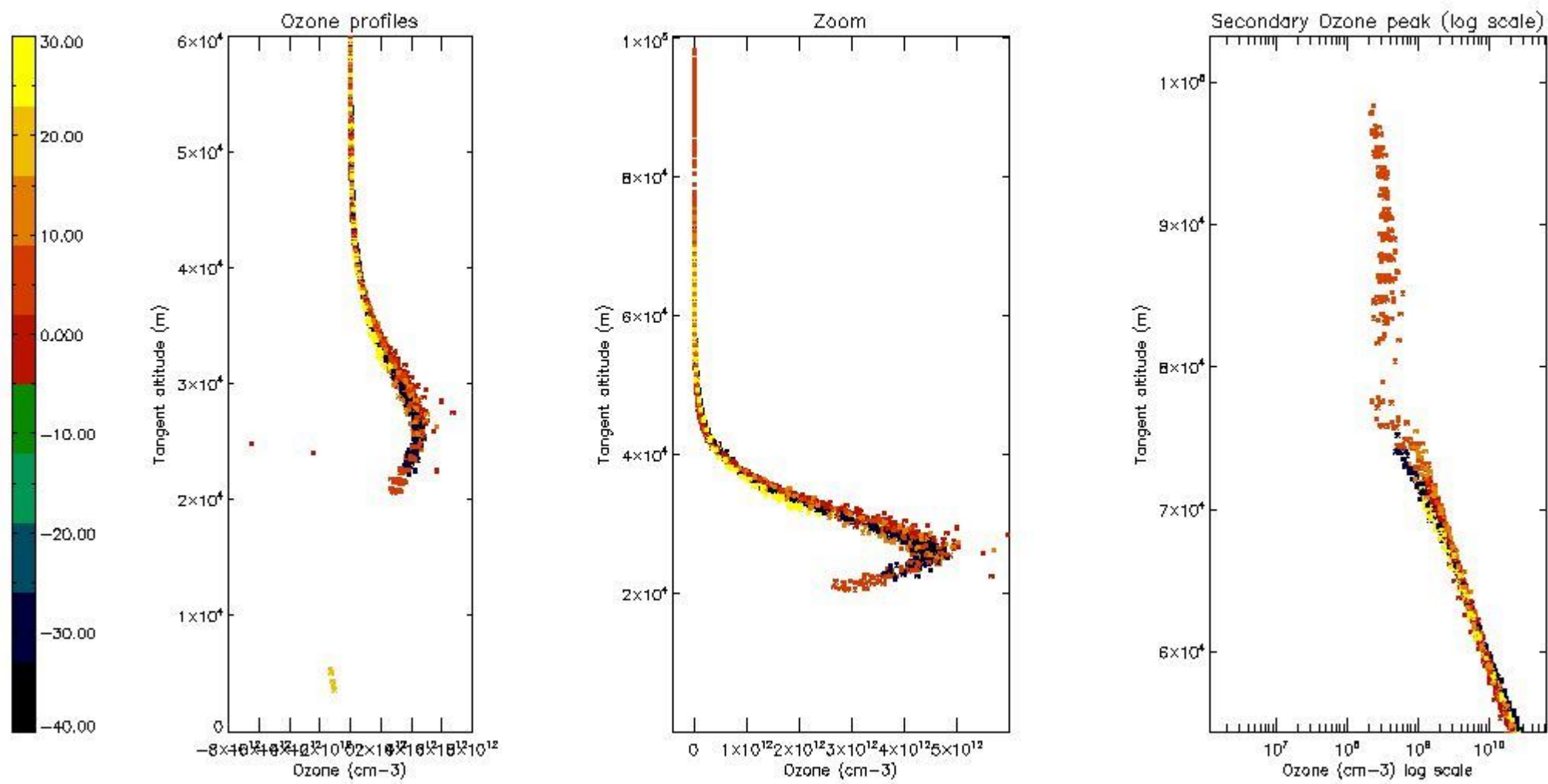
5.4 Plot ozone profiles where  $STD < 10\%$  (dark without errors)

The colorbar represents the latitude.



*5.5 Plot ozone profiles where STD < 5% (dark without errors)*

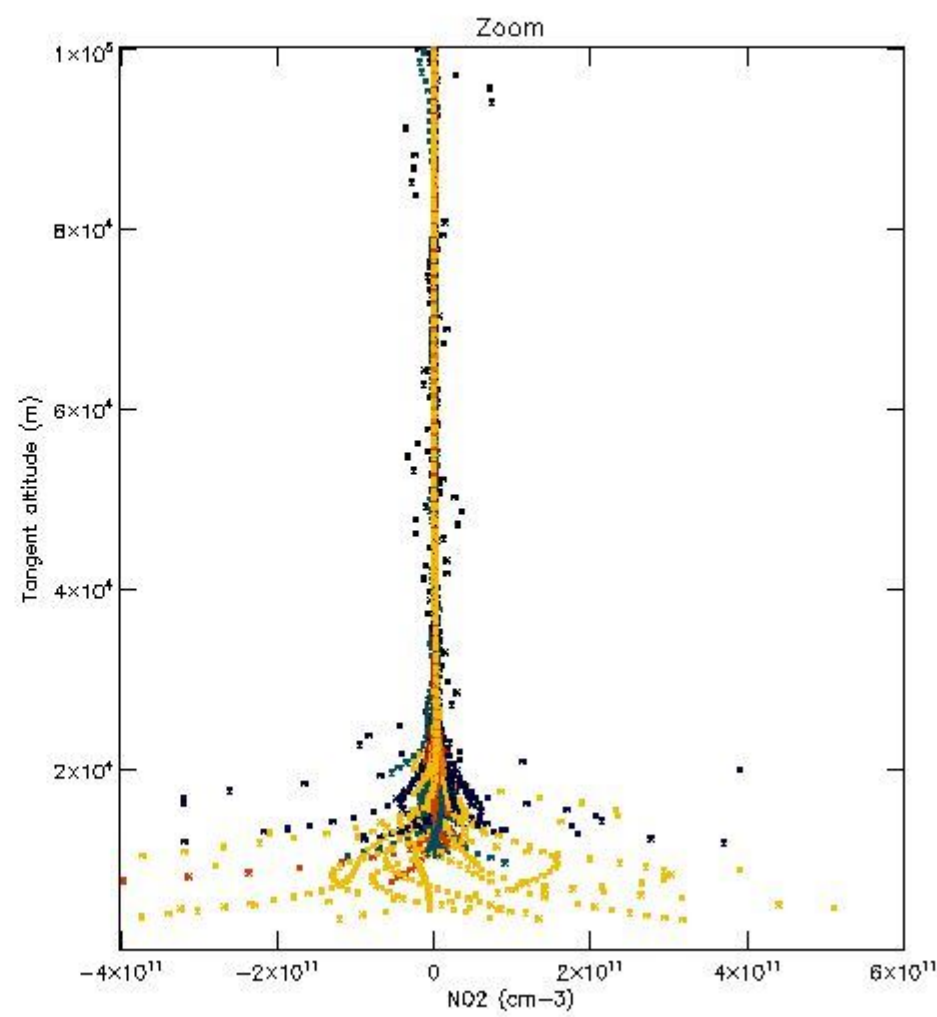
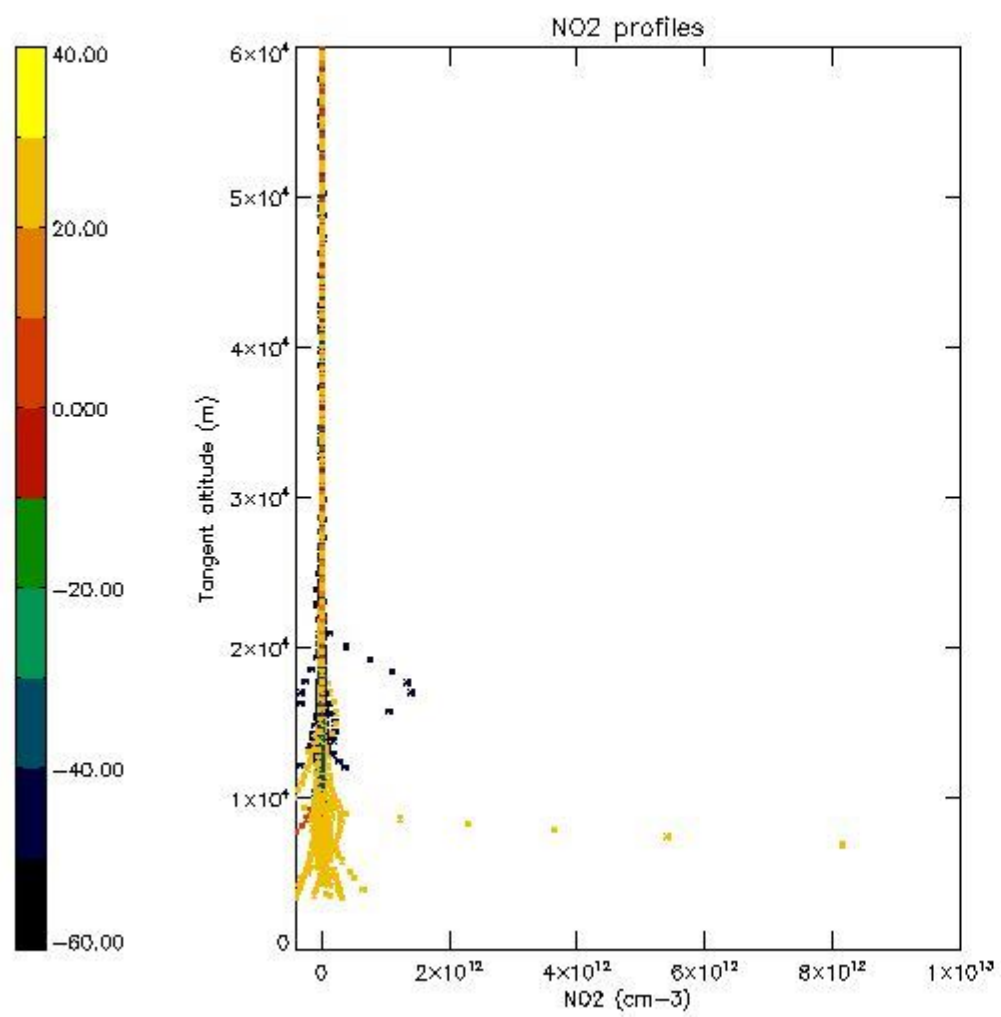
The colorbar represents the latitude.



*5.6 Plot NO<sub>2</sub> profiles for all STD (dark without errors)*

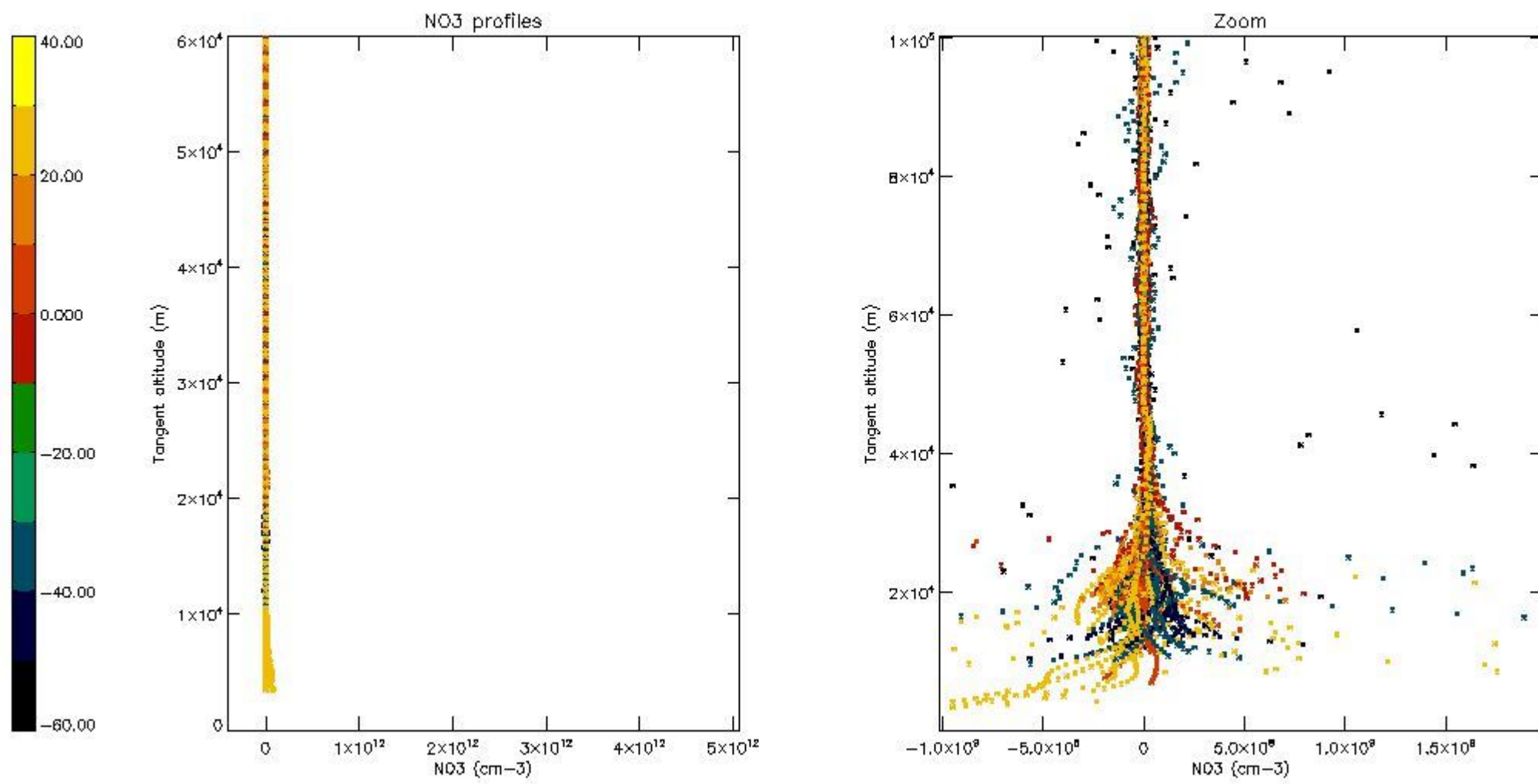
The colorbar represents the latitude.





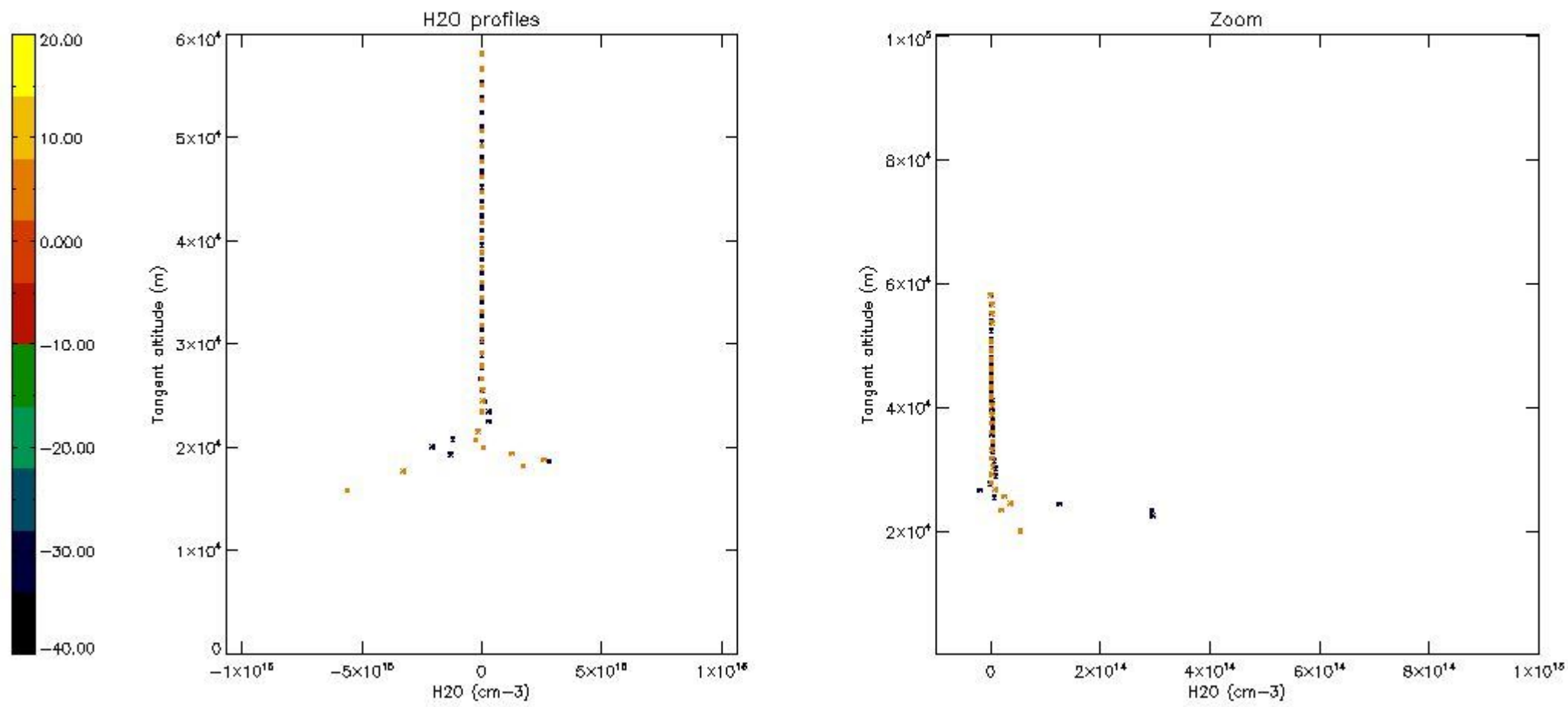
*5.7 Plot NO3 profiles for all STD (dark without errors)*

The colorbar represents the latitude.



5.8 Plot H2O profiles for all STD (only for occultations of stars 1,2,3,4,13,14,16,26,63 dark without errors)

The colorbar represents the latitude.



## 6. Auxiliary Data Files used for the production reported in section 2

The number reported in the third column indicates since which file (see list in section 2) the corresponding auxiliary file has been used. The fourth column is the date of those product files.

Type	Auxiliary Filename	Used since product	Used since product date
INST_PHYS_CHARACTERISTICS	GOM_INS_AXVIEC20091111_143220_20030716_120000_20500101_000000	1	25-FEB-2011 00:16:10
LEVEL-2_PROC_CONFIG	GOM_PR2_AXVIEC20091111_152718_20020301_000000_20500101_000000	1	25-FEB-2011 00:16:10
CROSS_SECTIONS_FILE	GOM_CRS_AXVIEC20091111_154832_20020301_000000_20500101_000000	1	25-FEB-2011 00:16:10

# GOMOS Level 2 Daily Report

## SUMMARY

### [1. General Info](#)

### [2. Summary of processed GOM\\_NL\\_2P products](#)

### [3. Level 2 Quality information per product](#)

#### [3.1 Plot of level 2 quality information per product \(time dependant\)](#)

#### [3.2 Plot of level 2 quality information per product \(world map\)](#)

### [4. Level 1 Quality information per product \(stored on level 2 products\)](#)

#### [4.1 Plot of level 1 quality information per product \(time dependant\)](#)

##### [4.1.1 Plot of level 1 quality information per product \(time dependant\): ASCENDING](#)

##### [4.1.2 Plot of level 1 quality information per product \(time dependant\): DESCENDING](#)

#### [4.2 Plot of level 1 quality information per product \(world map\)](#)

##### [4.2.1 Plot of level 1 quality information per product \(world map\): ASCENDING](#)

##### [4.2.2 Plot of level 1 quality information per product \(world map\): DESCENDING](#)

### [5. Ozone profiles based on quality statistics and other trace gas profiles](#)

#### [5.1 Ozone statistics based on quality of products](#)

#### [5.2 Plot ozone profiles for all STD \(dark without errors\)](#)

#### [5.3 Plot ozone profiles where STD < 20% \(dark without errors\)](#)

#### [5.4. Plot ozone profiles where STD < 10% \(dark without errors\)](#)

#### [5.5. Plot ozone profiles where STD < 5% \(dark without errors\)](#)

#### [5.6 Plot NO2 profiles for all STD \(dark without errors\)](#)

#### [5.7 Plot NO3 profiles for all STD \(dark without errors\)](#)

#### [5.8 Plot H2O profiles \(only for occultations of stars 1,2,3,4,13,14,16,26,63 dark without errors\) for all STD](#)

### [6. Auxiliary Data Files used for the production reported in section 2](#)

This report presents the daily analysis on parameters extracted from GOMOS level 2 data (GOM\_NL\_\_2P). It is intended to monitor some important parameters that will impact the quality of these products. A list of level 2 products (and content) that have arrived during the reporting day to the PCF is also given.

Item	Value
Time of report generation	24APR2013 10:40:25
Data source version	GOMOS/6.01
Start time of products	25-02-2011 (25FEB2011 00:00:00)
Stop time of products	26-02-2011 (26FEB2011 00:00:00)
Store outputs in DB	Yes
Nb of level 2 prods	290
Nb of prods with errors	0

## 2. Summary of processed GOM\_NL\_\_2P products.

Nr	Filename	UTC Start time	Limb	Duration	Star Id	Star Name	Star Mag	Star Temp	Nb Meas	Orbit	Prod. error
1	GOM_NL__2PRFIN20110225_001610_000000463100_00002_46999_9440.N1	25-FEB-2011 00:16:10	Bright	45.500	22	32Alp Leo	1.3600	15200.	91	46999	No
2	GOM_NL__2PRFIN20110225_001929_000000413100_00002_46999_9441.N1	25-FEB-2011 00:19:29	Bright	40.500	166	17Eps Leo	2.9800	6000.0	81	46999	No
3	GOM_NL__2PRFIN20110225_002807_000000463100_00002_46999_9442.N1	25-FEB-2011 00:28:07	Bright	45.500	174	52Psi UMa	3.0040	4400.0	91	46999	No
4	GOM_NL__2PRFIN20110225_003041_000000433100_00002_46999_9443.N1	25-FEB-2011 00:30:41	Bright	43.000	82	48Bet UMa	2.3650	10600.	86	46999	No
5	GOM_NL__2PRFIN20110225_003211_000000483100_00002_46999_9444.N1	25-FEB-2011 00:32:11	Bright	47.500	87	64Gam UMa	2.4330	11000.	95	46999	No
6	GOM_NL__2PRFIN20110225_003900_000000423100_00002_46999_9445.N1	25-FEB-2011 00:39:00	Bright	42.000	60	7Bet UMi	2.0810	3950.0	84	46999	No
7	GOM_NL__2PRFIN20110225_004345_000000453100_00002_46999_9446.N1	25-FEB-2011 00:43:45	Bright	44.500	119	14Eta Dra	2.7270	4700.0	89	46999	No
8	GOM_NL__2PRFIN20110225_004757_000000453100_00002_46999_9447.N1	25-FEB-2011 00:47:57	Bright	44.500	130	23Bet Dra	2.7990	5800.0	89	46999	No
9	GOM_NL__2PRFIN20110225_005245_000000423100_00002_46999_9448.N1	25-FEB-2011 00:52:45	Bright	42.000	5	3Alp Lyr	0.033000	11000.	84	46999	No
10	GOM_NL__2PRFIN20110225_010006_000000563100_00002_46999_9449.N1	25-FEB-2011 01:00:06	Bright	56.000	168	17Zet Aql	2.9860	11000.	112	46999	No
11	GOM_NL__2PRFIN20110225_010258_000000633100_00002_46999_9450.N1	25-FEB-2011 01:02:58	Twilight	62.500	59	55Alp Oph	2.0800	8900.0	125	46999	No
12	GOM_NL__2PRFIN20110225_010526_000000583100_00002_46999_9451.N1	25-FEB-2011 01:05:26	Twilight	57.500	126	60Bet Oph	2.7700	4250.0	115	46999	No
13	GOM_NL__2PRFIN20110225_011208_000000483100_00002_46999_9452.N1	25-FEB-2011 01:12:08	Dark	48.000	137	22Lam Sgr	2.8240	4400.0	96	46999	No
14	GOM_NL__2PRFIN20110225_011709_000000493100_00002_46999_9453.N1	25-FEB-2011 01:17:09	Dark	48.500	25	35Lam Sco	1.6200	28000.	97	46999	No
15	GOM_NL__2PRFIN20110225_012449_000000503100_00003_47000_9445.N1	25-FEB-2011 01:24:49	Dark	49.500	131	Gam Lup	2.8000	26000.	99	47000	No
16	GOM_NL__2PRFIN20110225_012855_000000483100_00003_47000_9446.N1	25-FEB-2011 01:28:55	Dark	47.500	10	Bet Cen	0.61000	28000.	95	47000	No
17	GOM_NL__2PRFIN20110225_013036_000000463100_00003_47000_9447.N1	25-FEB-2011 01:30:36	Dark	45.500	77	Eps Cen	2.3030	28000.	91	47000	No
18	GOM_NL__2PRFIN20110225_013235_000000583100_00003_47000_9448.N1	25-FEB-2011 01:32:35	Dark	58.000	26	Gam Cru	1.6240	2900.0	116	47000	No
19	GOM_NL__2PRFIN20110225_013441_000000463100_00003_47000_9449.N1	25-FEB-2011 01:34:41	Dark	46.000	99	Del Cen	2.5750	26000.	92	47000	No
20	GOM_NL__2PRFIN20110225_015624_000000613100_00003_47000_9450.N1	25-FEB-2011 01:56:24	Bright	61.000	22	32Alp Leo	1.3600	15200.	122	47000	No
21	GOM_NL__2PRFIN20110225_015943_000000423100_00003_47000_9451.N1	25-FEB-2011 01:59:43	Bright	41.500	166	17Eps Leo	2.9800	6000.0	83	47000	No
22	GOM_NL__2PRFIN20110225_020820_000000463100_00003_47000_9452.N1	25-FEB-2011 02:08:20	Bright	46.000	174	52Psi UMa	3.0040	4400.0	92	47000	No
23	GOM_NL__2PRFIN20110225_021054_000000413100_00003_47000_9453.N1	25-FEB-2011 02:10:54	Bright	41.000	82	48Bet UMa	2.3650	10600.	82	47000	No
24	GOM_NL__2PRFIN20110225_021225_000000493100_00003_47000_9454.N1	25-FEB-2011 02:12:25	Bright	49.000	87	64Gam UMa	2.4330	11000.	98	47000	No
25	GOM_NL__2PRFIN20110225_021914_000000383100_00003_47000_9455.N1	25-FEB-2011 02:19:14	Bright	38.000	60	7Bet UMi	2.0810	3950.0	76	47000	No
26	GOM_NL__2PRFIN20110225_022358_000000453100_00003_47000_9456.N1	25-FEB-2011 02:23:58	Bright	45.000	119	14Eta Dra	2.7270	4700.0	90	47000	No
27	GOM_NL__2PRFIN20110225_022811_000000453100_00003_47000_9457.N1	25-FEB-2011 02:28:11	Bright	44.500	130	23Bet Dra	2.7990	5800.0	89	47000	No
28	GOM_NL__2PRFIN20110225_023259_000000423100_00003_47000_9458.N1	25-FEB-2011 02:32:59	Bright	41.500	5	3Alp Lyr	0.033000	11000.	83	47000	No
29	GOM_NL__2PRFIN20110225_024020_000000563100_00003_47000_9459.N1	25-FEB-2011 02:40:20	Bright	56.000	168	17Zet Aql	2.9860	11000.	112	47000	No
30	GOM_NL__2PRFIN20110225_024313_000000643100_00003_47000_9460.N1	25-FEB-2011 02:43:13	Twilight	63.500	59	55Alp Oph	2.0800	8900.0	127	47000	No
31	GOM_NL__2PRFIN20110225_024541_000000583100_00003_47000_9461.N1	25-FEB-2011 02:45:41	Twilight	57.500	126	60Bet Oph	2.7700	4250.0	115	47000	No
32	GOM_NL__2PRFIN20110225_025223_000000453100_00003_47000_9462.N1	25-FEB-2011 02:52:23	Dark	44.500	137	22Lam Sgr	2.8240	4400.0	89	47000	No
33	GOM_NL__2PRFIN20110225_025356_000000553100_00003_47000_9463.N1	25-FEB-2011 02:53:56	Dark	55.000	86	35Eta Oph	2.4300	10200.	110	47000	No
34	GOM_NL__2PRFIN20110225_025724_000000463100_00003_47000_9464.N1	25-FEB-2011 02:57:24	Dark	45.500	25	35Lam Sco	1.6200	28000.	91	47000	No
35	GOM_NL__2PRFIN20110225_030504_000000513100_00004_47001_9459.N1	25-FEB-2011 03:05:04	Dark	50.500	131	Gam Lup	2.8000	26000.	101	47001	No
36	GOM_NL__2PRFIN20110225_030910_000000463100_00004_47001_9460.N1	25-FEB-2011 03:09:10	Dark	45.500	10	Bet Cen	0.61000	28000.	91	47001	No
37	GOM_NL__2PRFIN20110225_031051_000000433100_00004_47001_9461.N1	25-FEB-2011 03:10:51	Dark	43.000	77	Eps Cen	2.3030	28000.	86	47001	No
38	GOM_NL__2PRFIN20110225_031250_000000583100_00004_47001_9462.N1	25-FEB-2011 03:12:50	Dark	57.500	26	Gam Cru	1.6240	2900.0	115	47001	No
39	GOM_NL__2PRFIN20110225_031455_000000443100_00004_47001_9463.N1	25-FEB-2011 03:14:55	Dark	44.000	99	Del Cen	2.5750	26000.	88	47001	No
40	GOM_NL__2PRFIN20110225_033637_000000433100_00004_47001_9464.N1	25-FEB-2011 03:36:37	Bright	42.500	22	32Alp Leo	1.3600	15200.	85	47001	No
41	GOM_NL__2PRFIN20110225_033956_000000393100_00004_47001_9465.N1	25-FEB-2011 03:39:56	Bright	38.500	166	17Eps Leo	2.9800	6000.0	77	47001	No
42	GOM_NL__2PRFIN20110225_034833_000000553100_00004_47001_9466.N1	25-FEB-2011 03:48:33	Bright	54.500	174	52Psi UMa	3.0040	4400.0	109	47001	No









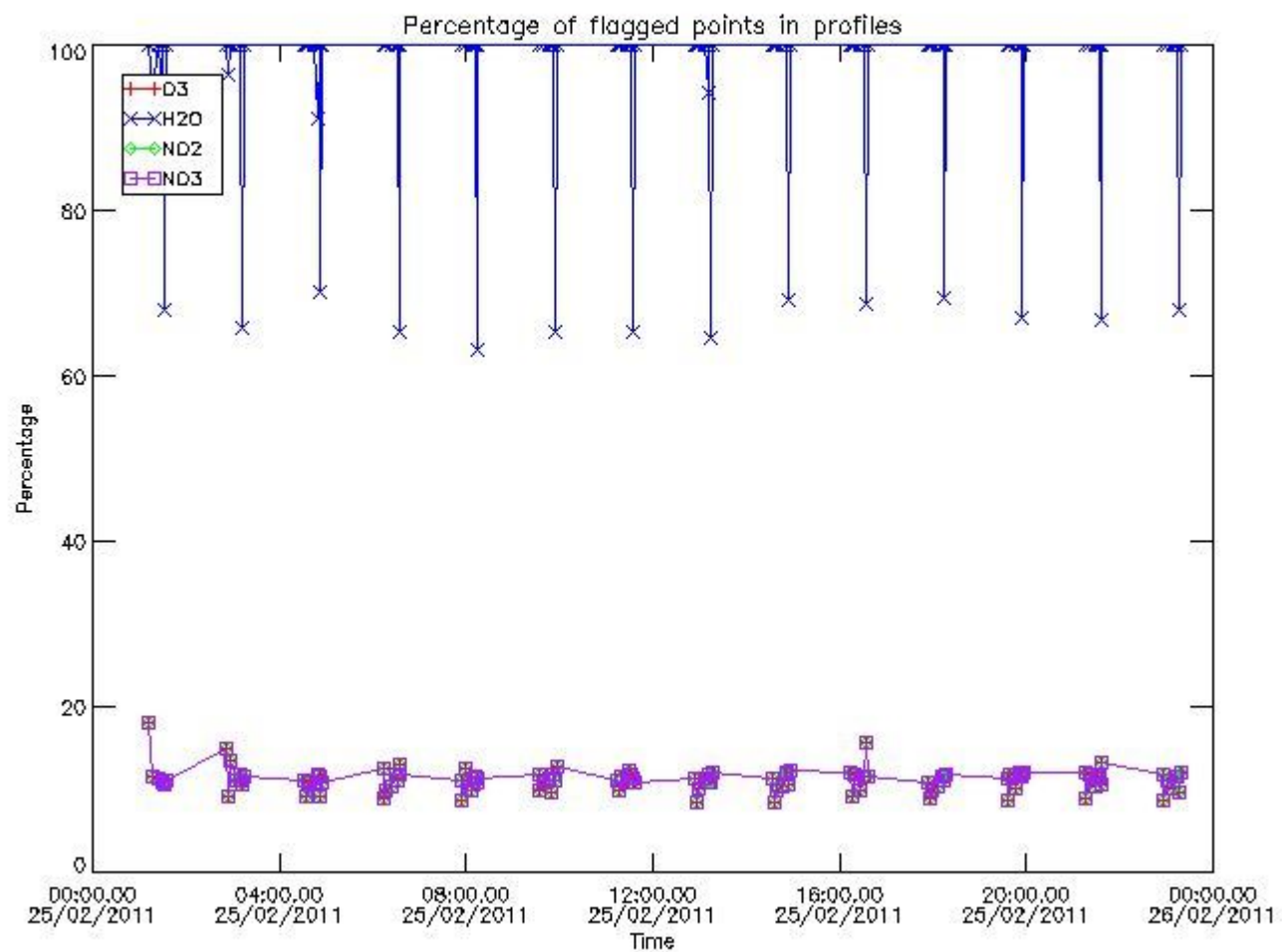


279	GOM_NL__2PRFIN20110225_230021_000000513100_00015_47012_9932.N1	25-FEB-2011 23:00:21	Dark	51.000	25	35Lam Sco	1.6200	28000.	102	47012	No
280	GOM_NL__2PRFIN20110225_230806_000000513100_00016_47013_9971.N1	25-FEB-2011 23:08:06	Dark	50.500	131	Gam Lup	2.8000	26000.	101	47013	No
281	GOM_NL__2PRFIN20110225_231205_000000453100_00016_47013_9972.N1	25-FEB-2011 23:12:05	Dark	44.500	10	Bet Cen	0.61000	28000.	89	47013	No
282	GOM_NL__2PRFIN20110225_231347_000000443100_00016_47013_9973.N1	25-FEB-2011 23:13:47	Dark	44.000	77	Eps Cen	2.3030	28000.	88	47013	No
283	GOM_NL__2PRFIN20110225_231544_000000583100_00016_47013_9974.N1	25-FEB-2011 23:15:44	Dark	58.000	26	Gam Cru	1.6240	2900.0	116	47013	No
284	GOM_NL__2PRFIN20110225_231750_000000423100_00016_47013_9975.N1	25-FEB-2011 23:17:50	Dark	42.000	99	Del Cen	2.5750	26000.	84	47013	No
285	GOM_NL__2PRFIN20110225_233923_000000443100_00016_47013_9976.N1	25-FEB-2011 23:39:23	Bright	44.000	22	32Alp Leo	1.3600	15200.	88	47013	No
286	GOM_NL__2PRFIN20110225_234242_000000413100_00016_47013_9977.N1	25-FEB-2011 23:42:42	Bright	40.500	166	17Eps Leo	2.9800	6000.0	81	47013	No
287	GOM_NL__2PRFIN20110225_235113_000000473100_00016_47013_9978.N1	25-FEB-2011 23:51:13	Bright	47.000	174	52Psi UMa	3.0040	4400.0	94	47013	No
288	GOM_NL__2PRFIN20110225_235349_000000433100_00016_47013_9979.N1	25-FEB-2011 23:53:49	Bright	43.000	82	48Bet UMa	2.3650	10600.	86	47013	No
289	GOM_NL__2PRFIN20110225_235517_000000473100_00016_47013_9980.N1	25-FEB-2011 23:55:17	Bright	47.000	87	64Gam UMa	2.4330	11000.	94	47013	No
290	GOM_NL__2PRFIN20110225_235837_000000333100_00016_47013_9981.N1	25-FEB-2011 23:58:37	Twilight	33.000	32	77Eps UMa	1.7630	11000.	66	47013	No

### 3. Quality information per product

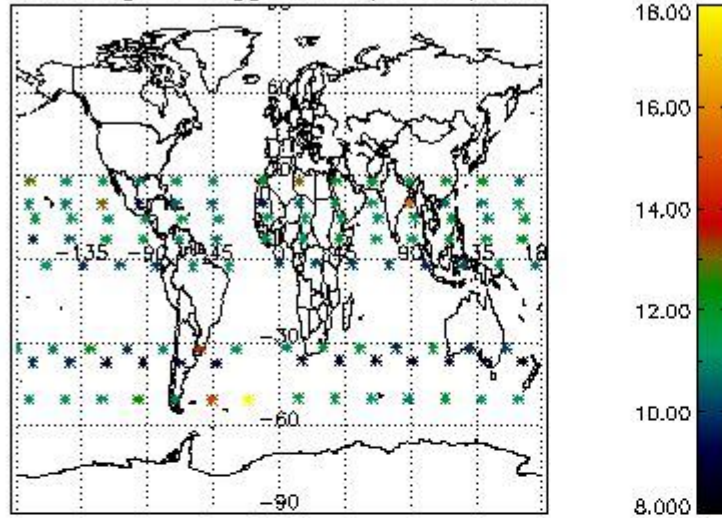
In this section it is plotted some information contained in the Quality Summary data set of the level 2 products. Only products in dark limb conditions and without errors (error flag in the MPH set to "0") are used.

#### 3.1 Plot quality information per product (time dependant)

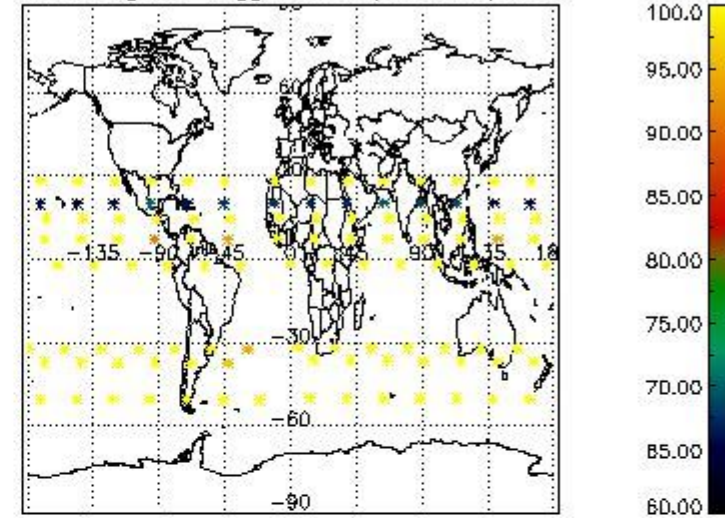


#### 3.2 Plot quality information per product (world map)

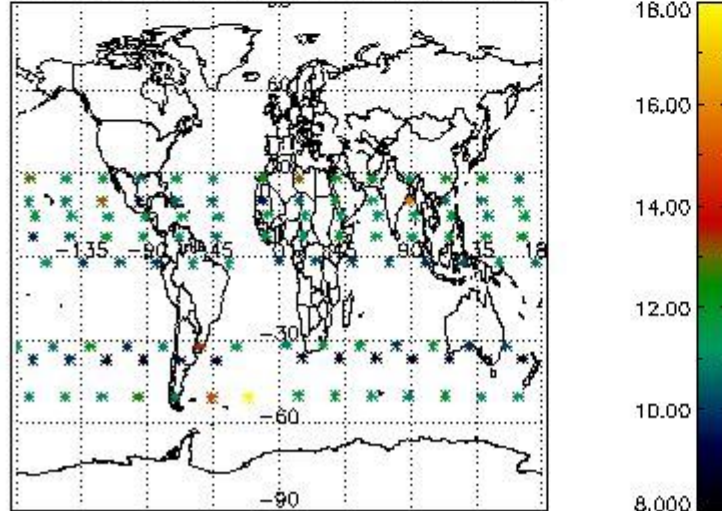
Percentage of flagged data per O3 profile



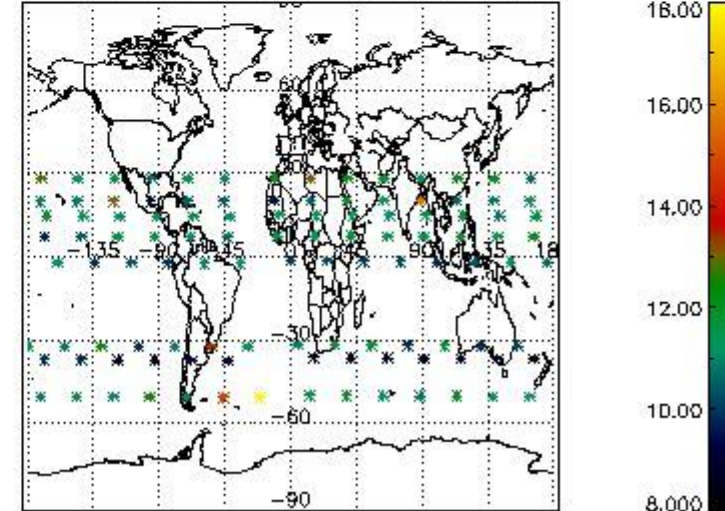
Percentage of flagged data per H2O profile



Percentage of flagged data per NO2 profile



Percentage of flagged data per NO3 profile

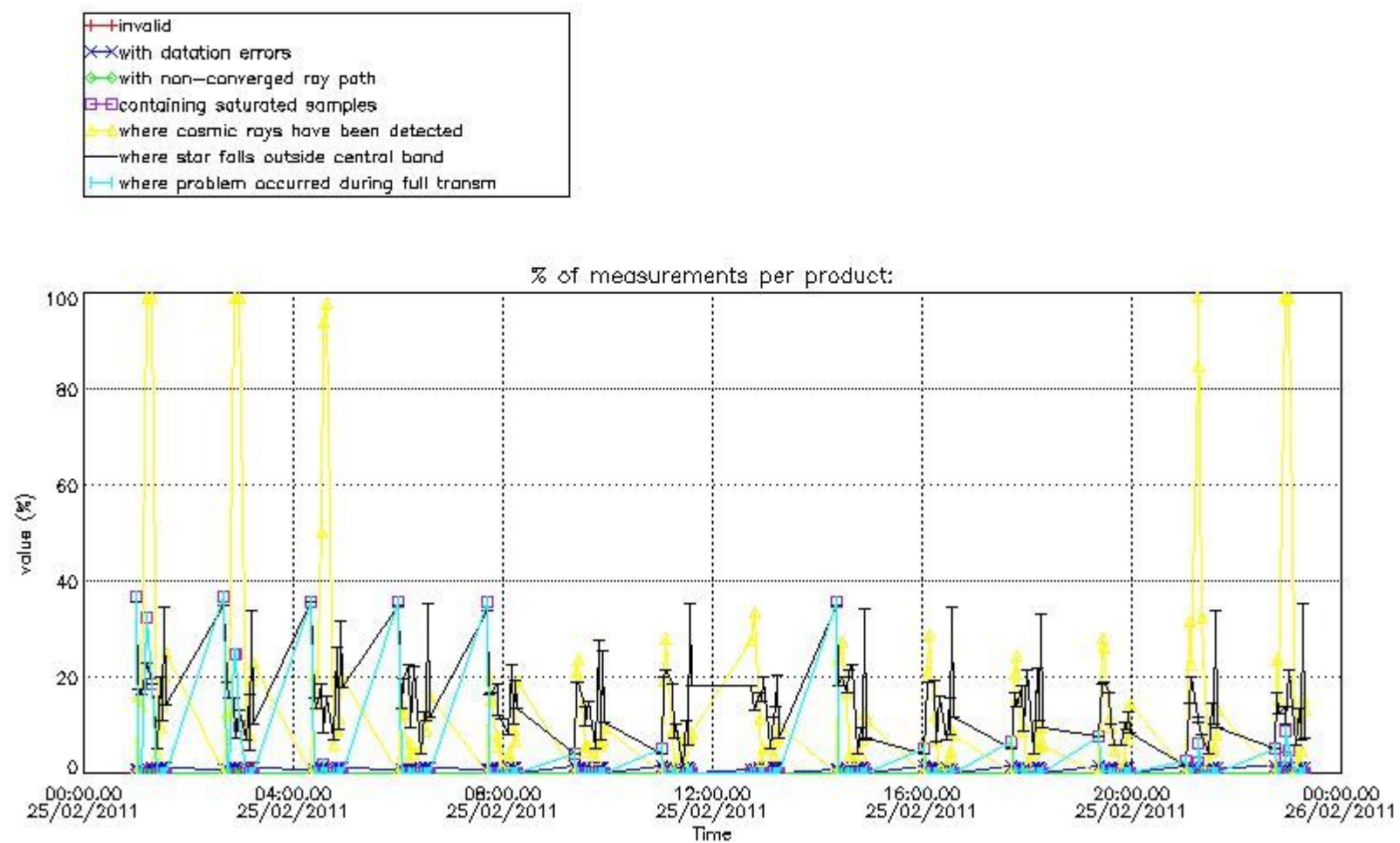


#### 4. Level 1 quality information per product

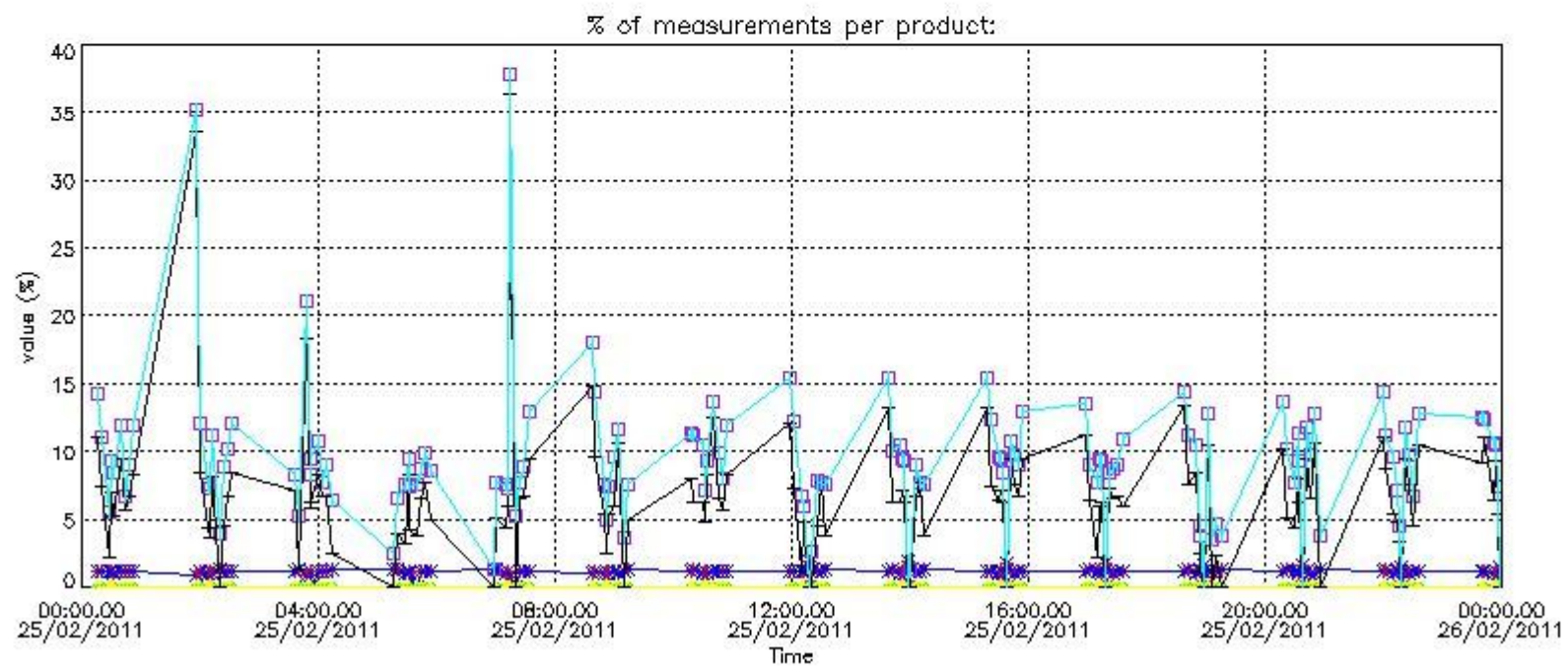
In this section it is plotted some information contained in the Quality Summary data set of the level 2 products that comes from the level 1b processing. Products without errors (error flag in the MPH set to "0") are used.

##### 4.1 Plot quality information per product (time dependant) coming from level 1b processing

###### 4.1.1 Plot level 1 quality information per product (time dependant): ENVISAT ASCENDING passes



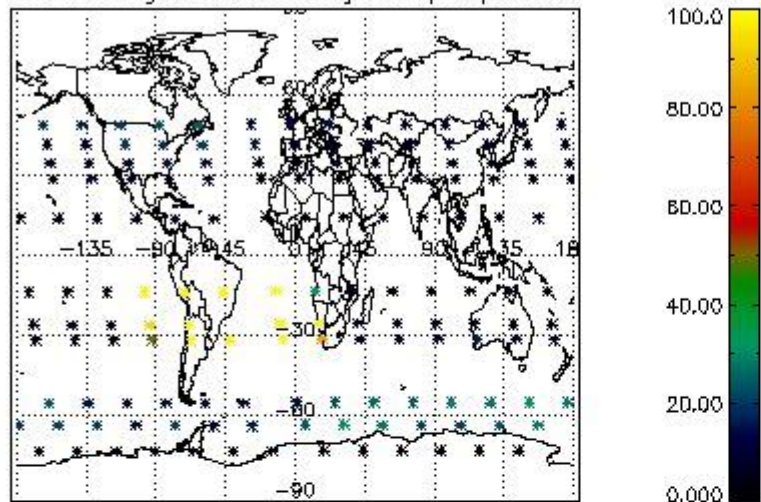
4.1.2 Plot level 1 quality information per product (time dependant): ENVI SAT DESCENDING passes



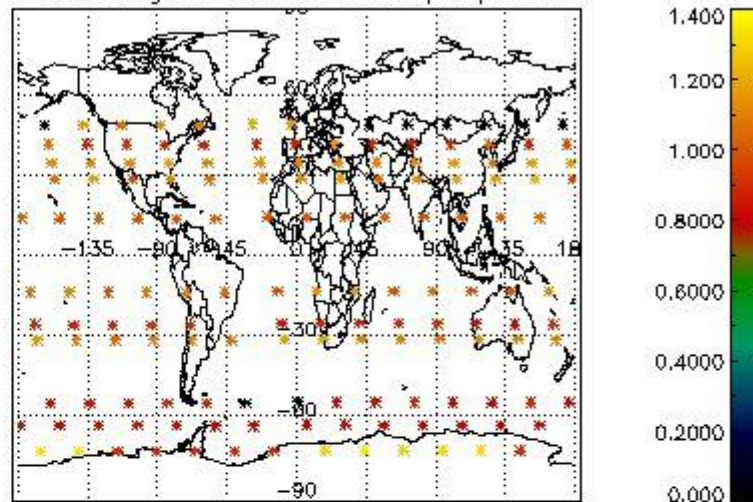
*4.2 Plot quality information per product coming from level 1b processing (world map)*

*4.2.1 Plot level 1 quality information per product (world map): ENVISAT ASCENDING passes*

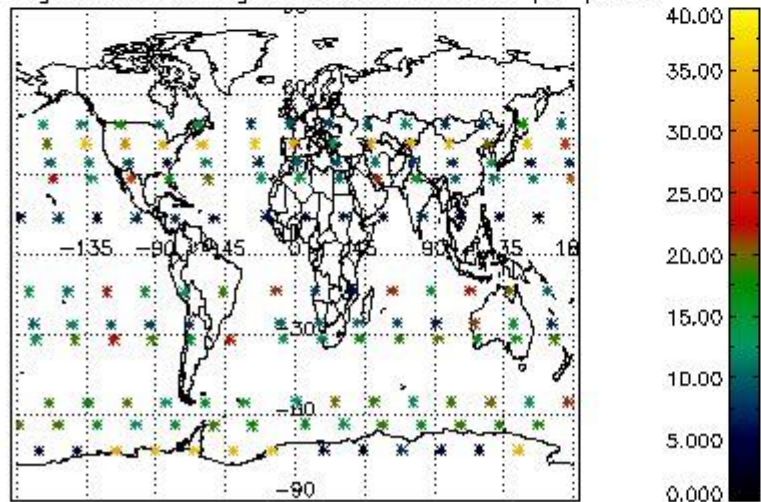
Percentage of cosmic ray hits per profile



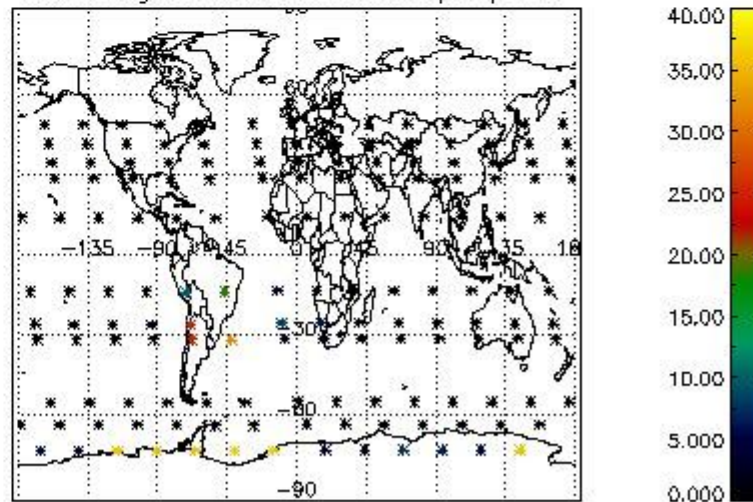
Percentage of datation errors per profile



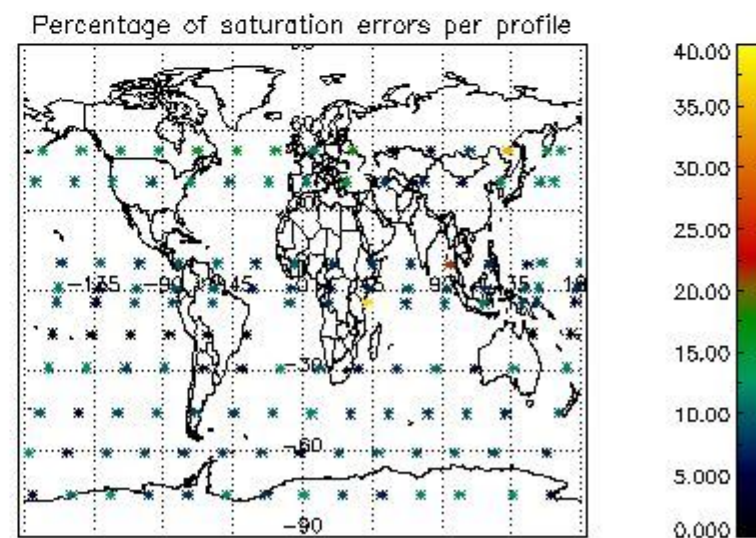
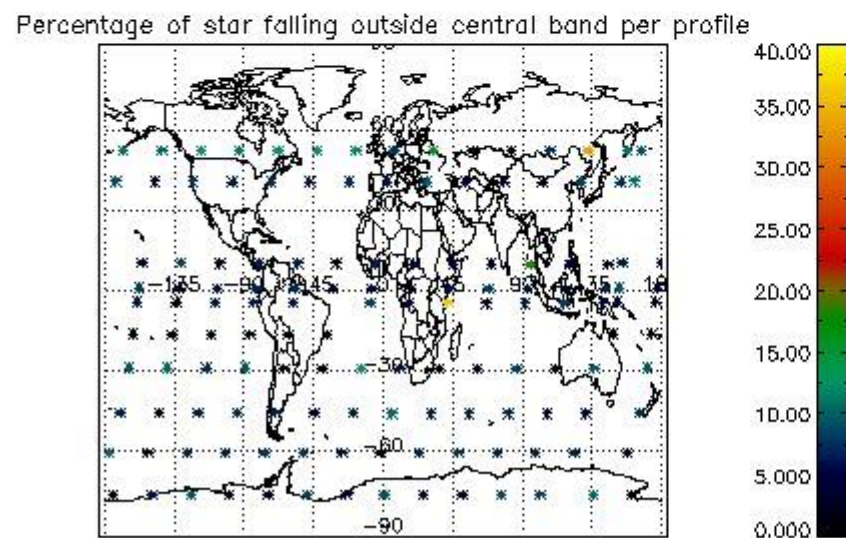
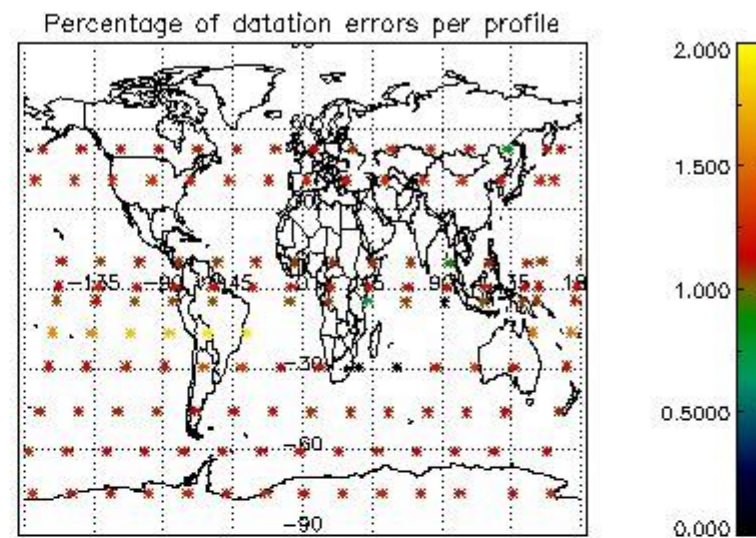
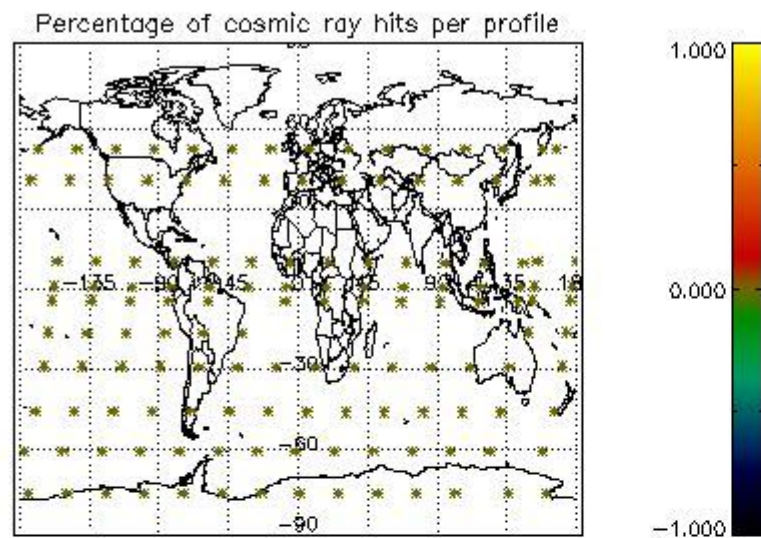
Percentage of star falling outside central band per profile



Percentage of saturation errors per profile



4.2.2 Plot level 1 quality information per product (world map): ENVISAT DESCENDING passes



## 5. Trace gas profiles

### 5.1 Ozone statistics based on quality of products

The final quality of the products can be "measured" using the STD (Standard Deviation) attached to every point profile. This information is written to the parameter GOM\_NL\_\_2P/NL\_LOCAL\_SPECIES\_DENSITY/o3\_std of the level 2 products. The table below shows the statistics for given STD ranges.

The statistics are given with respect to the overall valid production:

- Products without fatal errors: GOM\_NL\_\_2P/MPH/PRODUCT\_ERR=0
- Valid point profile: GOM\_NL\_\_2P/NL\_LOCAL\_SPECIES\_DENSITY/pcd(0)=0

The 'Criteria' is applied to valid points of dark limb products:

- Products in dark limb illumination condition: GOM\_NL\_\_2P/NL\_SUMMARY\_QUALITY/obs\_ill\_cond=0
- Products without fatal errors: GOM\_NL\_\_2P/MPH/PRODUCT\_ERR=0
- Valid point profile: GOM\_NL\_\_2P/NL\_LOCAL\_SPECIES\_DENSITY/pcd(0)=0

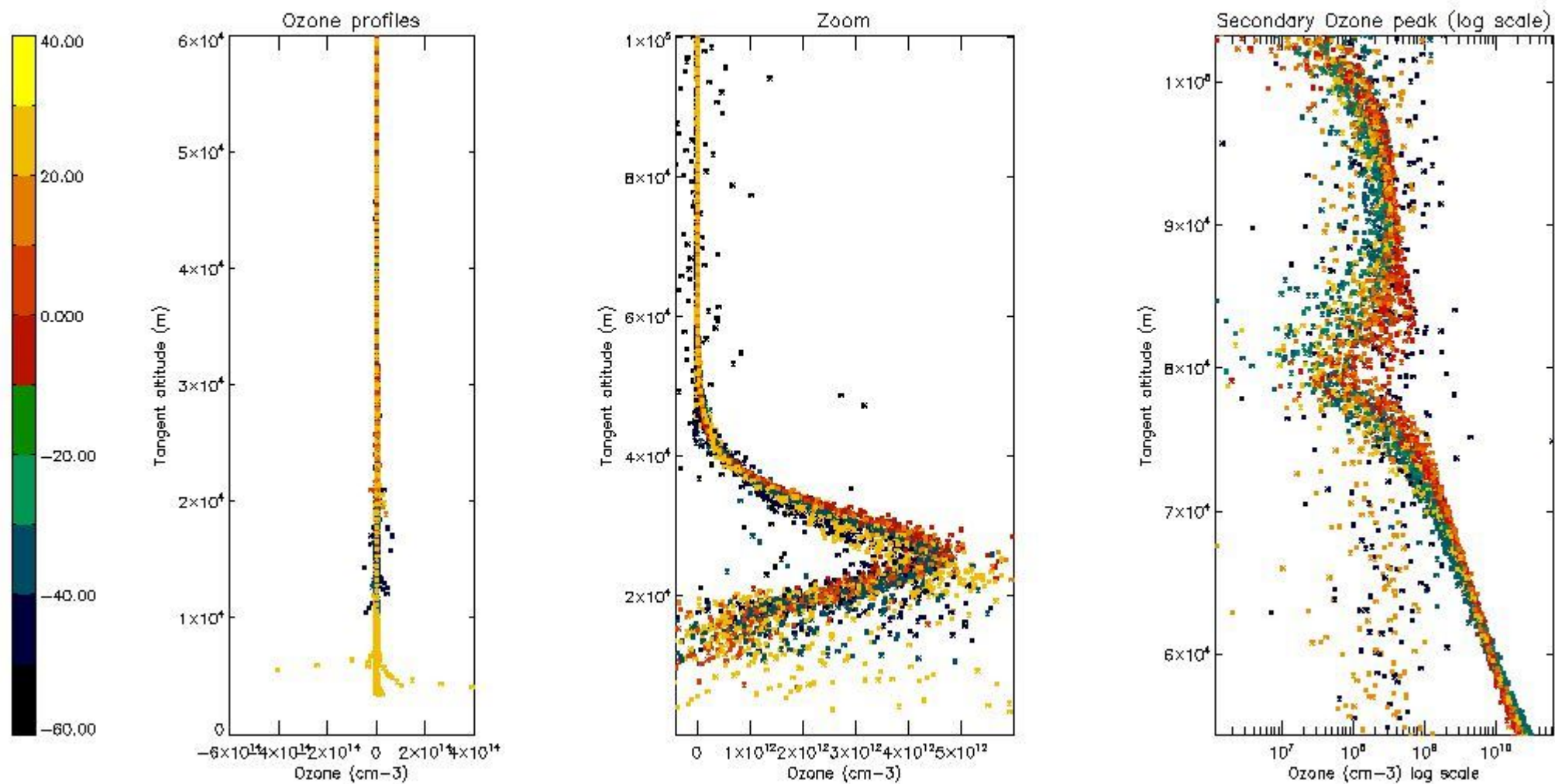
So, the table below shows the percentage of dark limb and valid observations for each criteria with respect to the overall valid daily observations.

Criteria	% of total production
All STD	40
STD < 20	21

STD < 10	16
STD < 5	11

5.2 Plot ozone profiles for all STD (dark without errors)

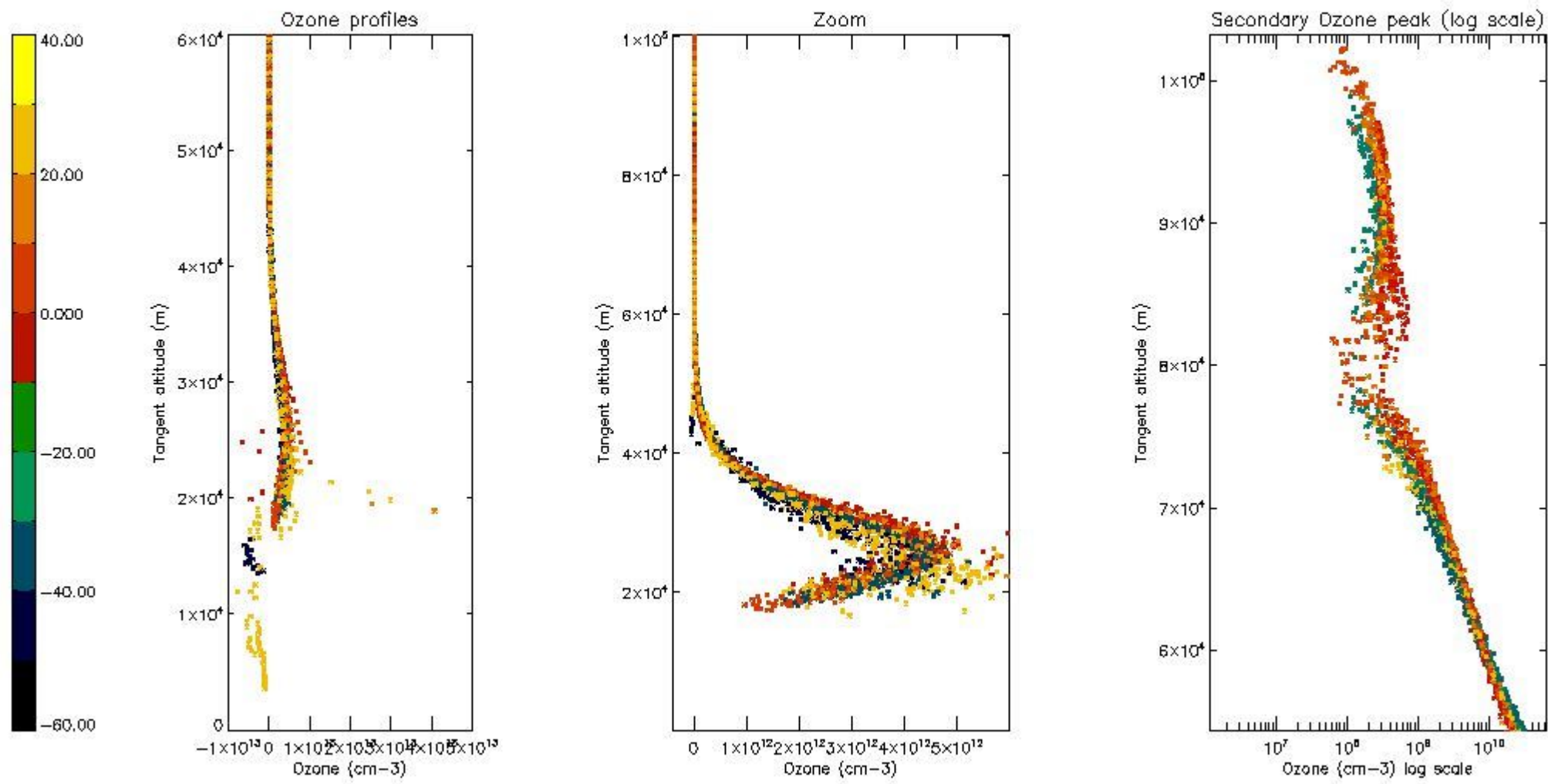
The colorbar represents the latitude.



5.3 Plot ozone profiles where STD < 20% (dark without errors)

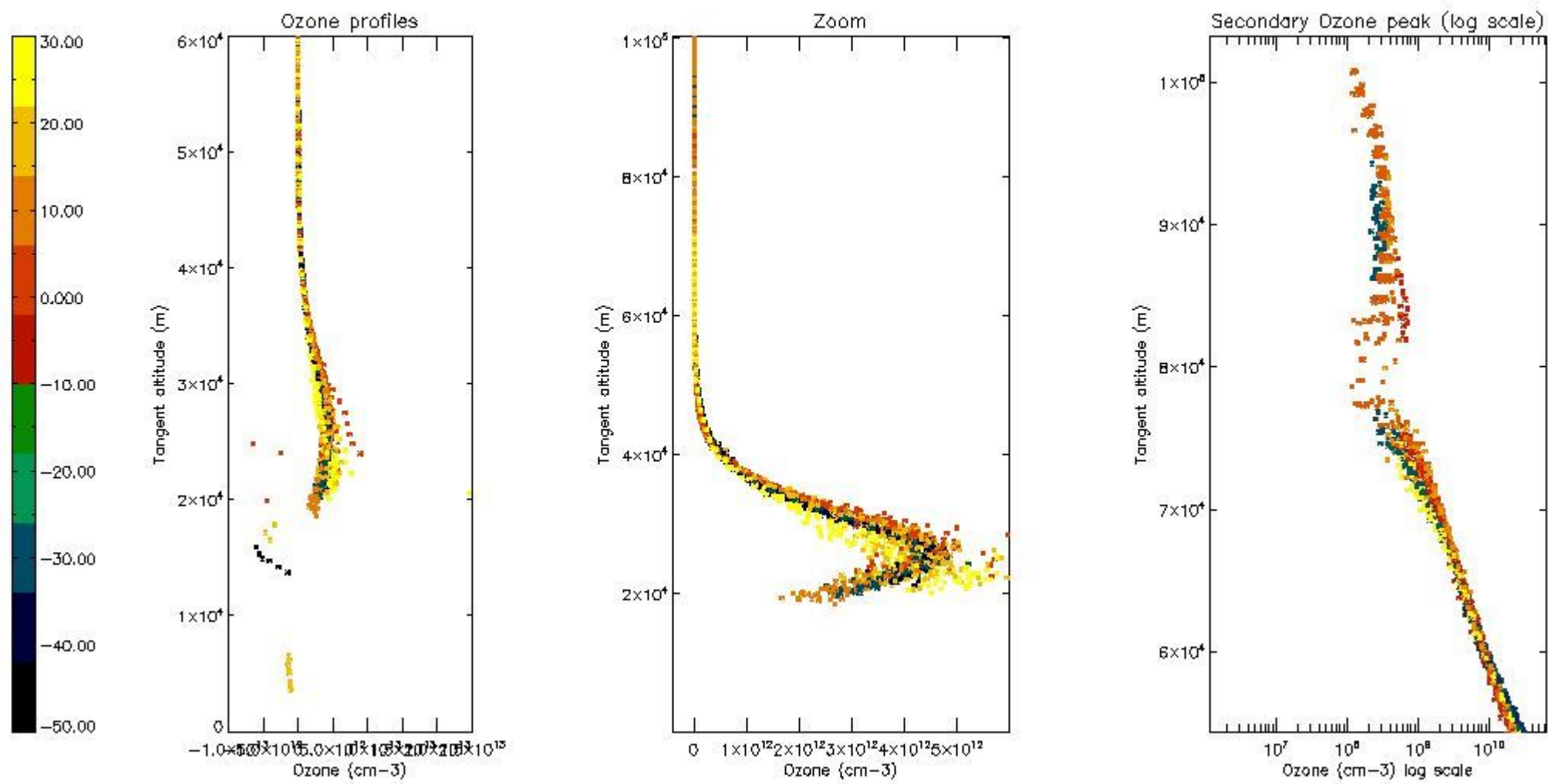
The colorbar represents the latitude.





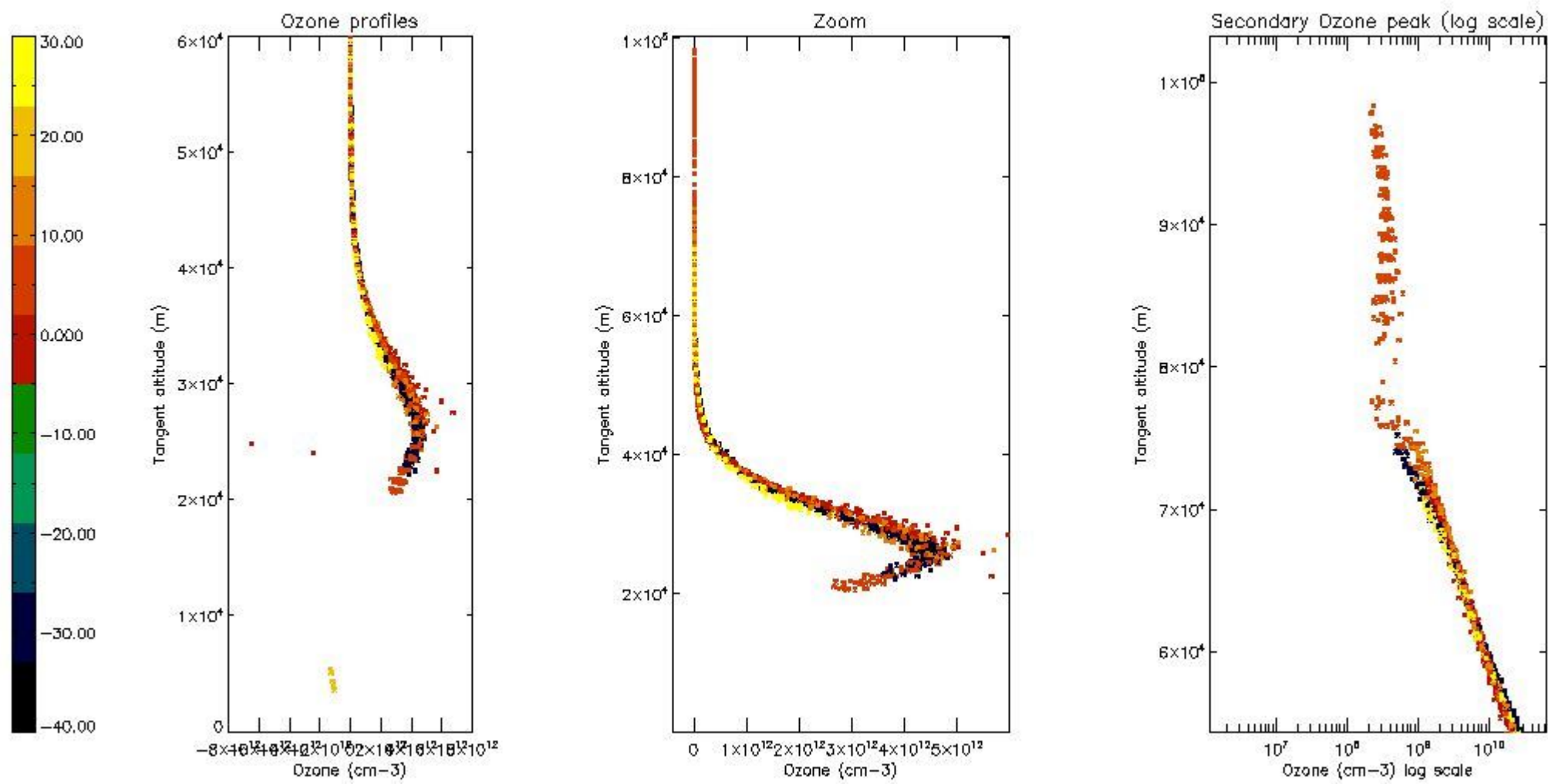
5.4 Plot ozone profiles where  $STD < 10\%$  (dark without errors)

The colorbar represents the latitude.



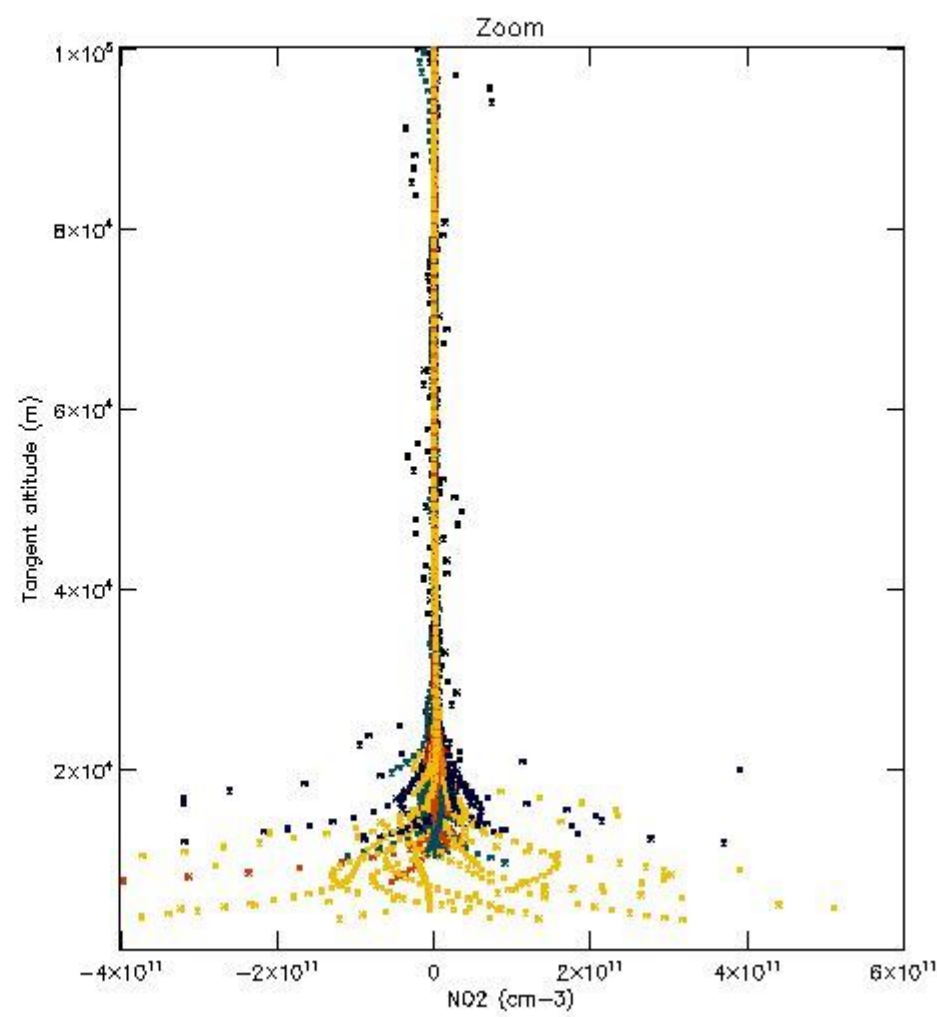
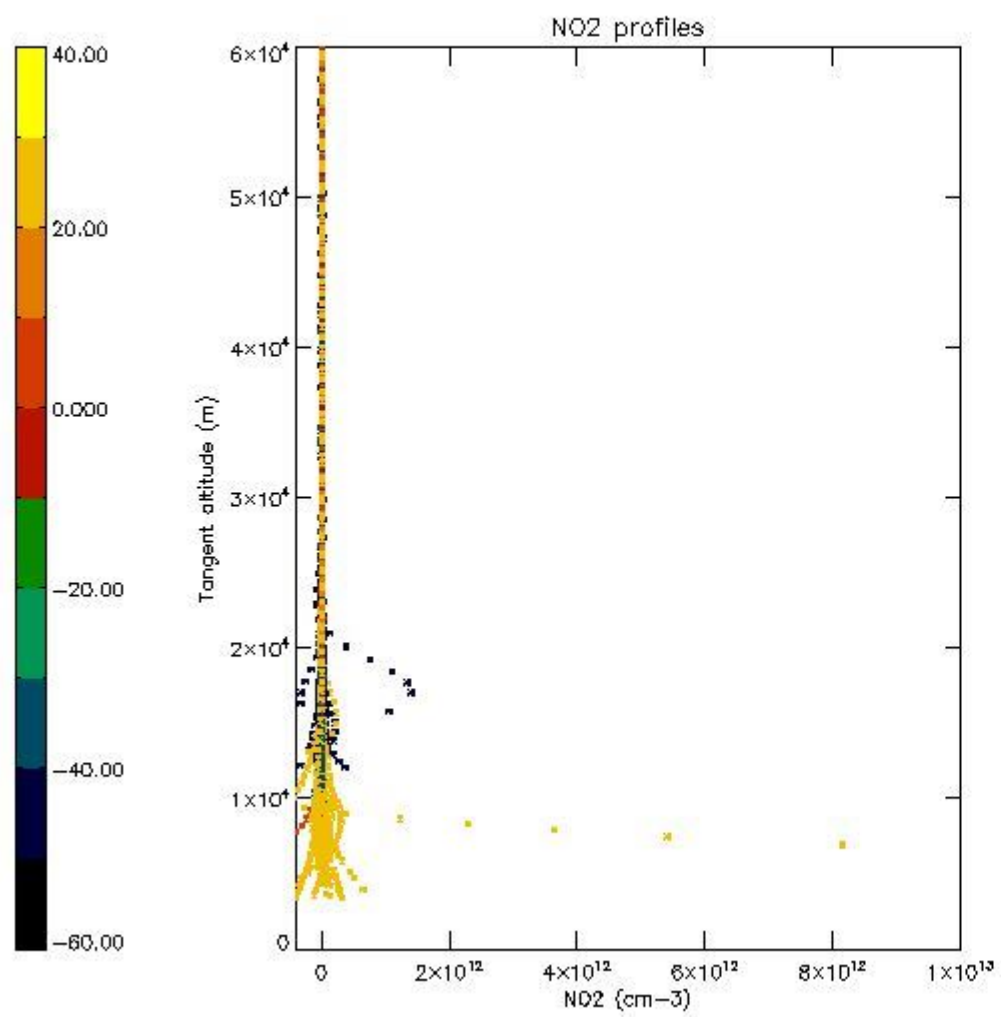
*5.5 Plot ozone profiles where STD < 5% (dark without errors)*

The colorbar represents the latitude.



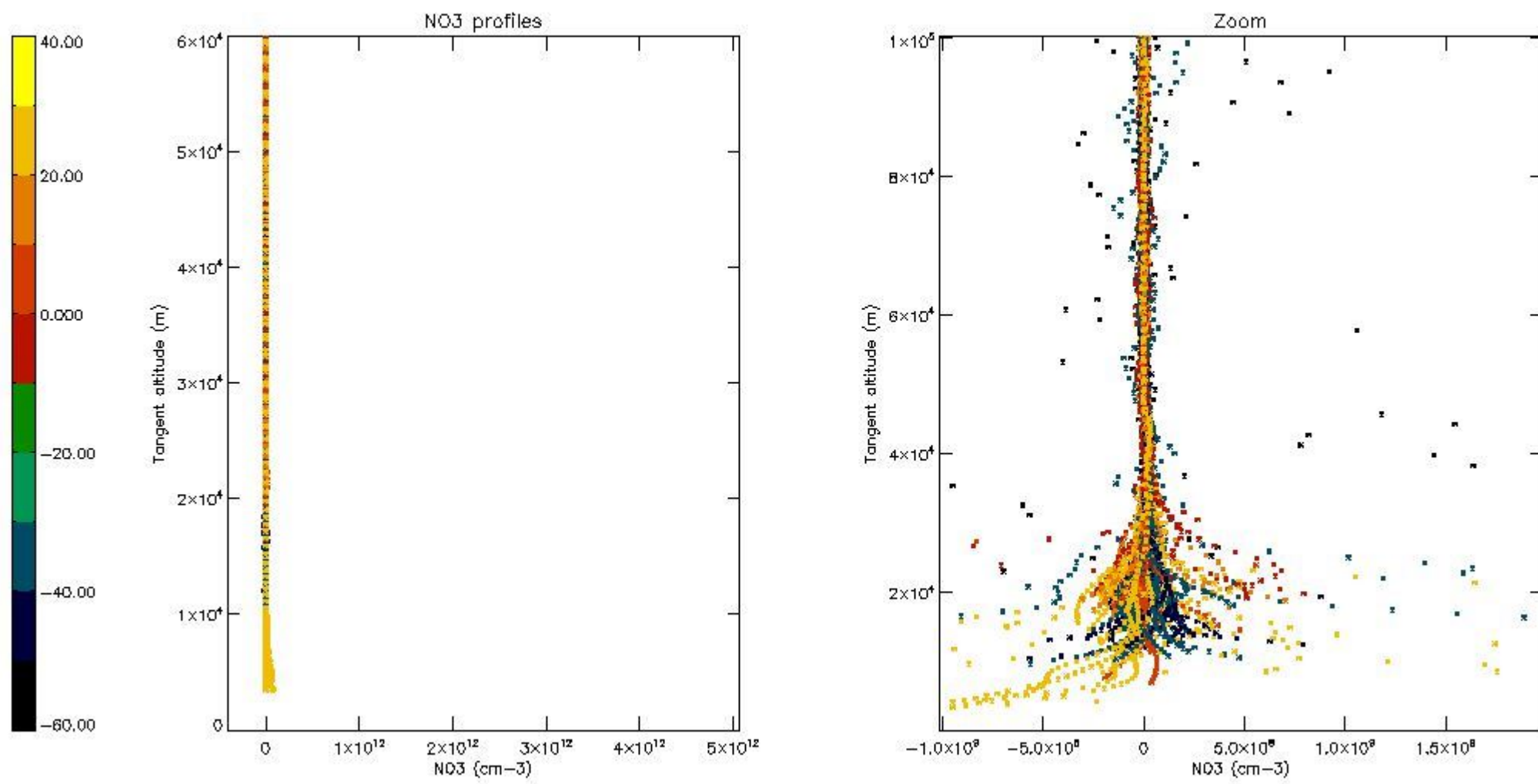
*5.6 Plot NO<sub>2</sub> profiles for all STD (dark without errors)*

The colorbar represents the latitude.



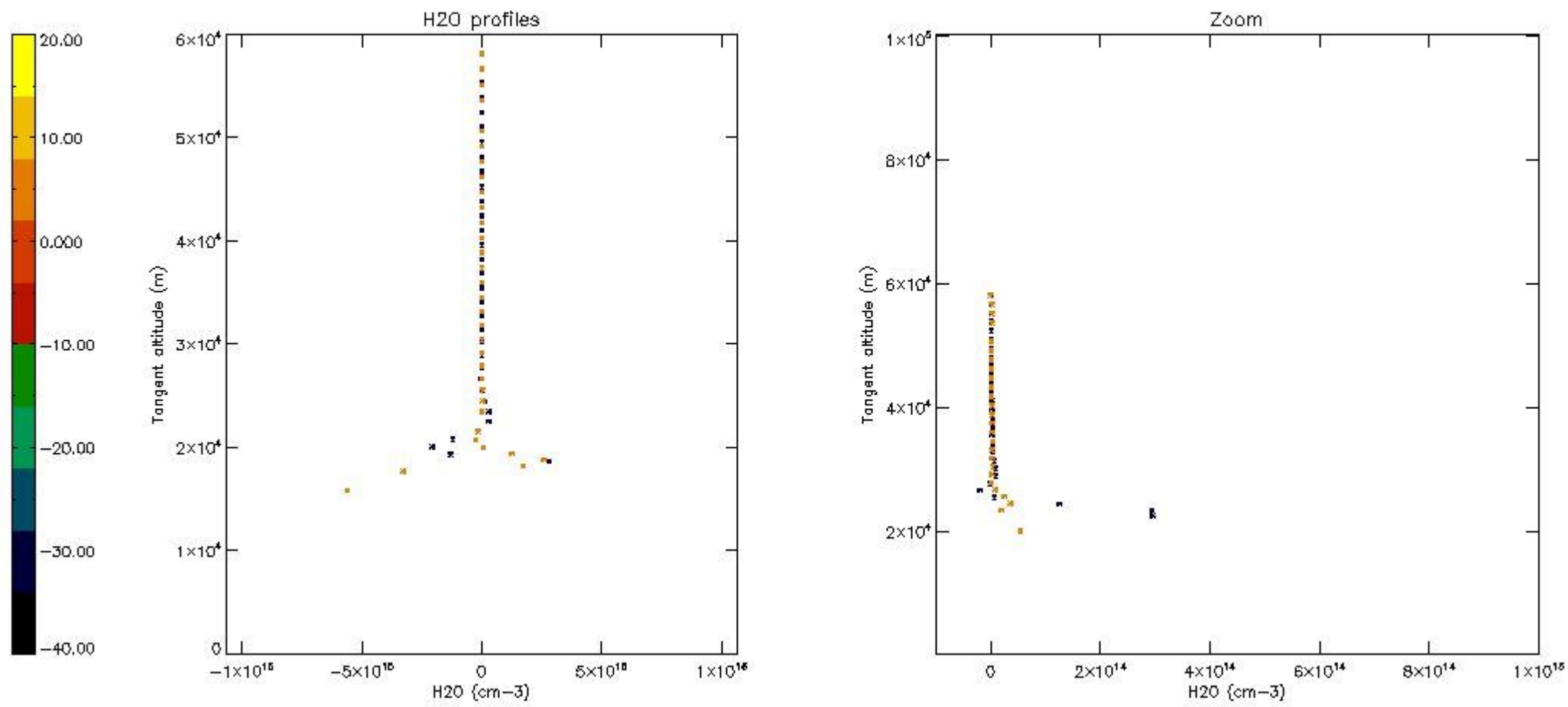
*5.7 Plot NO3 profiles for all STD (dark without errors)*

The colorbar represents the latitude.



5.8 Plot H2O profiles for all STD (only for occultations of stars 1,2,3,4,13,14,16,26,63 dark without errors)

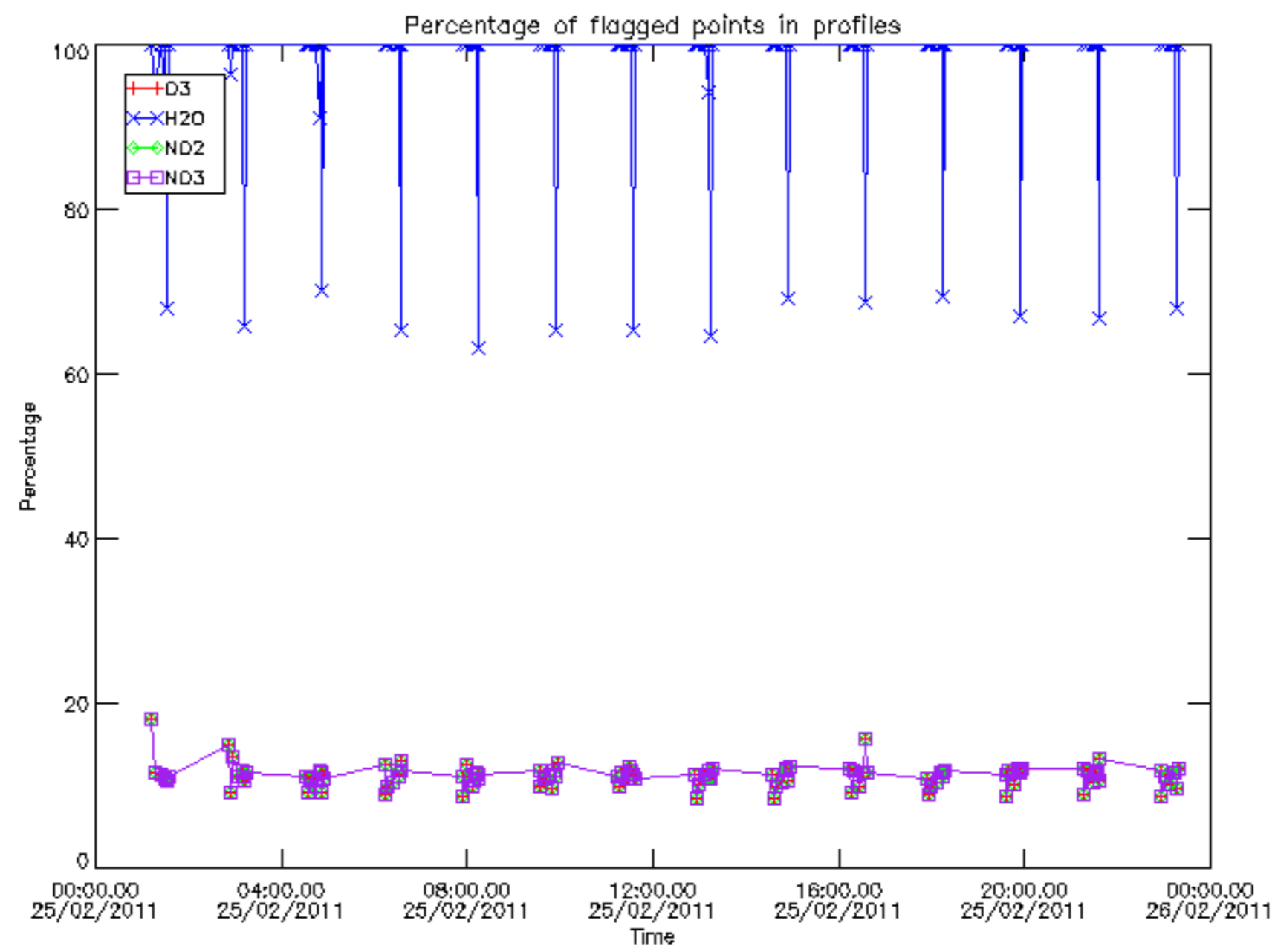
The colorbar represents the latitude.



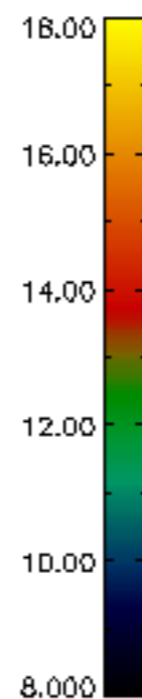
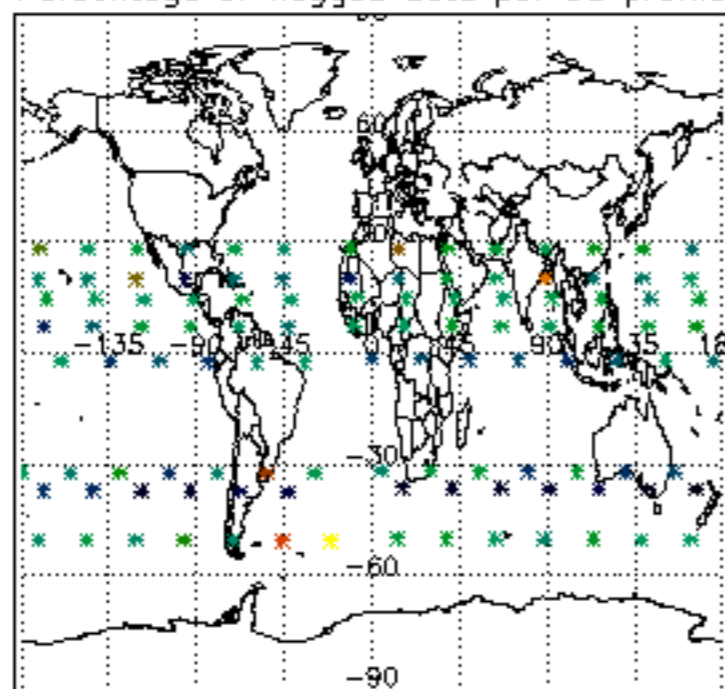
## 6. Auxiliary Data Files used for the production reported in section 2

The number reported in the third column indicates since which file (see list in section 2) the corresponding auxiliary file has been used. The fourth column is the date of those product files.

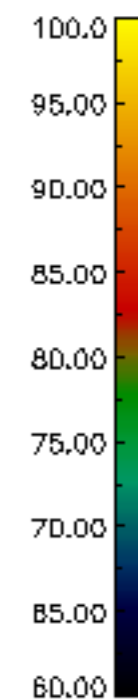
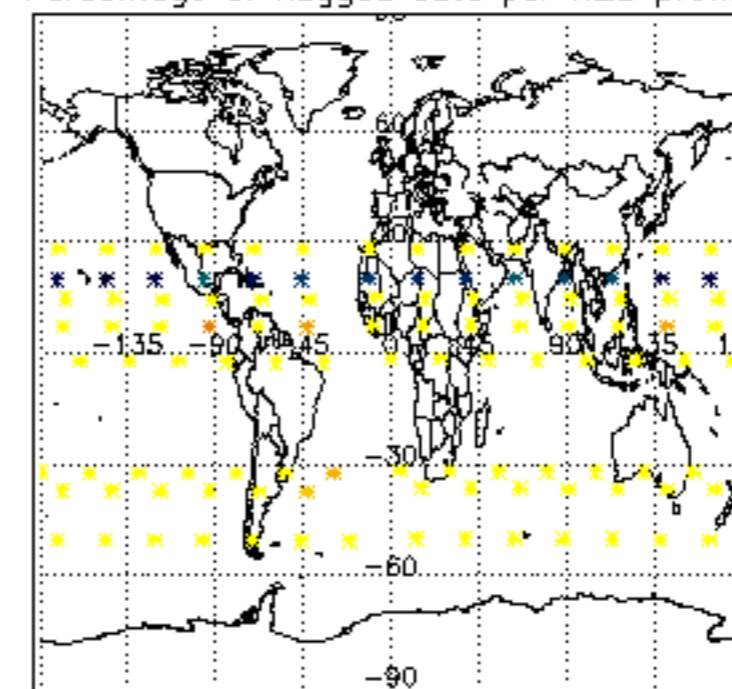
Type	Auxiliary Filename	Used since product	Used since product date
INST_PHYS_CHARACTERISTICS	GOM_INS_AXVIEC20091111_143220_20030716_120000_20500101_000000	1	25-FEB-2011 00:16:10
LEVEL-2_PROC_CONFIG	GOM_PR2_AXVIEC20091111_152718_20020301_000000_20500101_000000	1	25-FEB-2011 00:16:10
CROSS_SECTIONS_FILE	GOM_CRS_AXVIEC20091111_154832_20020301_000000_20500101_000000	1	25-FEB-2011 00:16:10



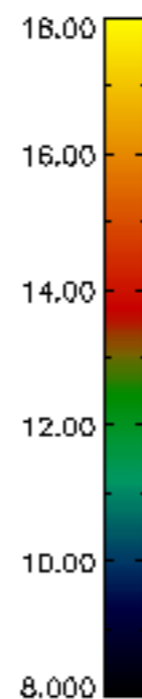
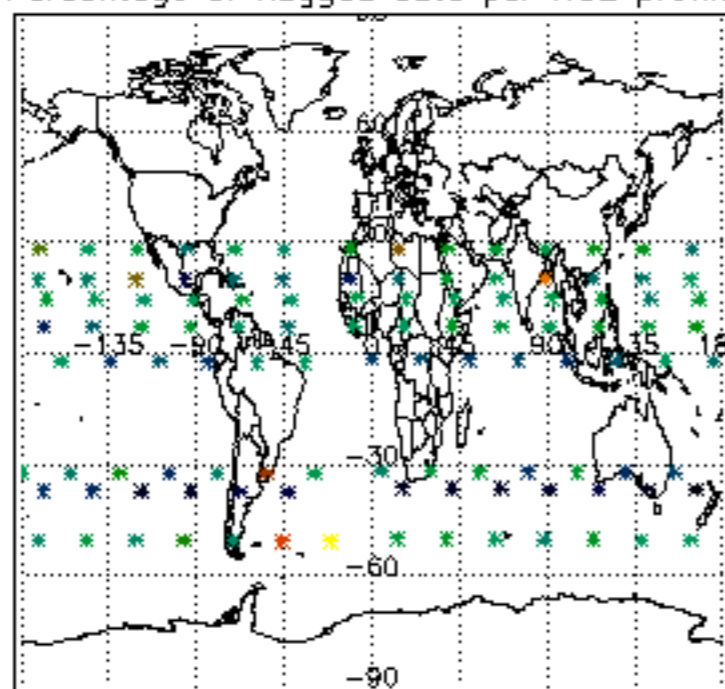
Percentage of flagged data per D3 profile



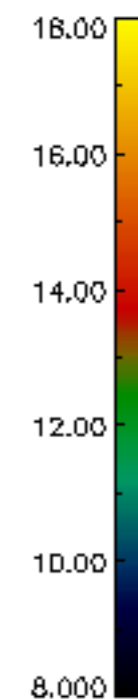
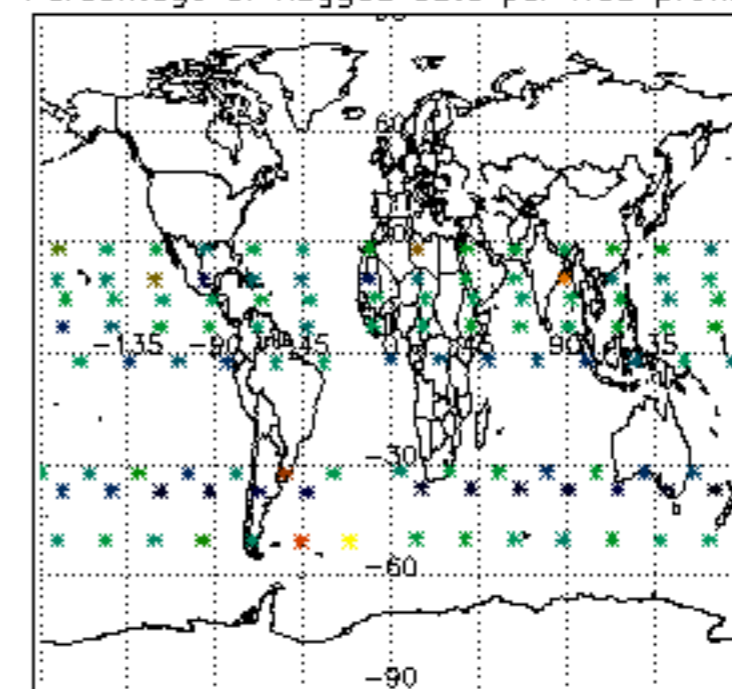
Percentage of flagged data per H2O profile



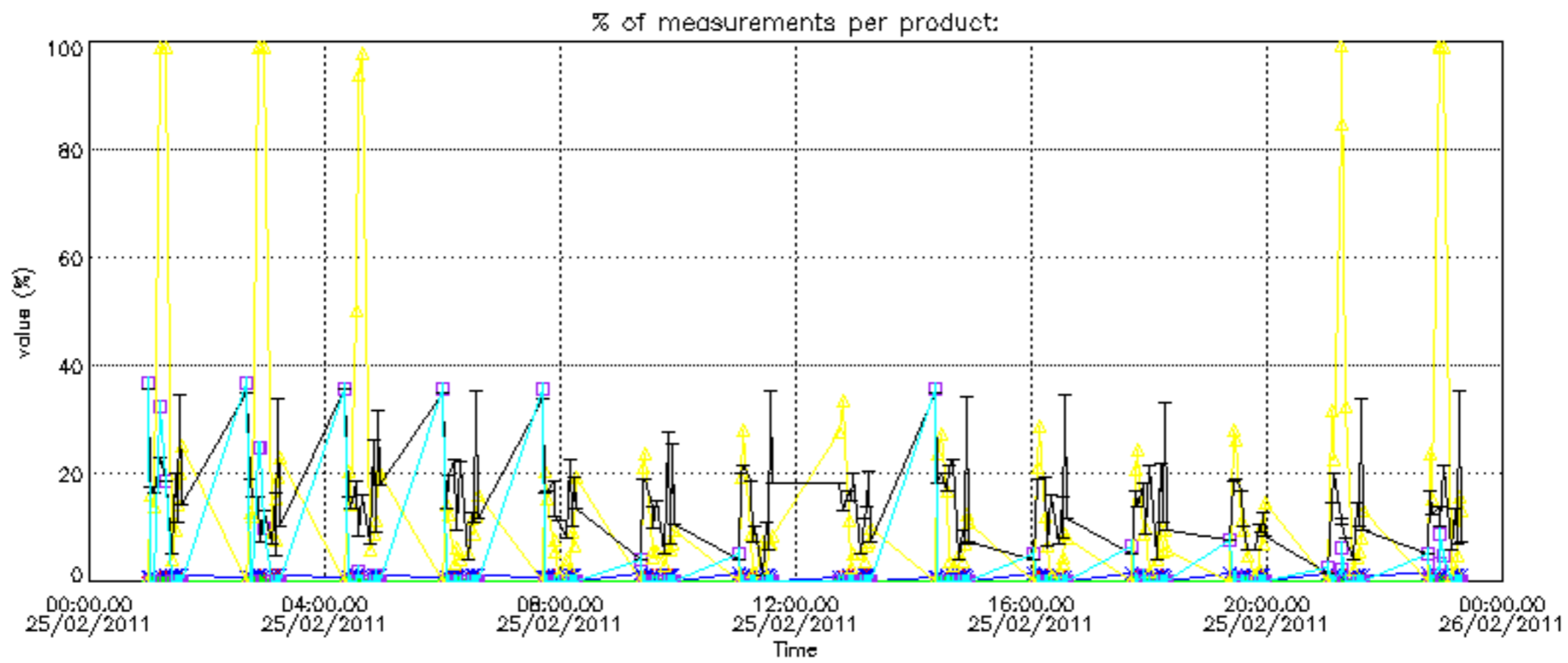
Percentage of flagged data per NO2 profile

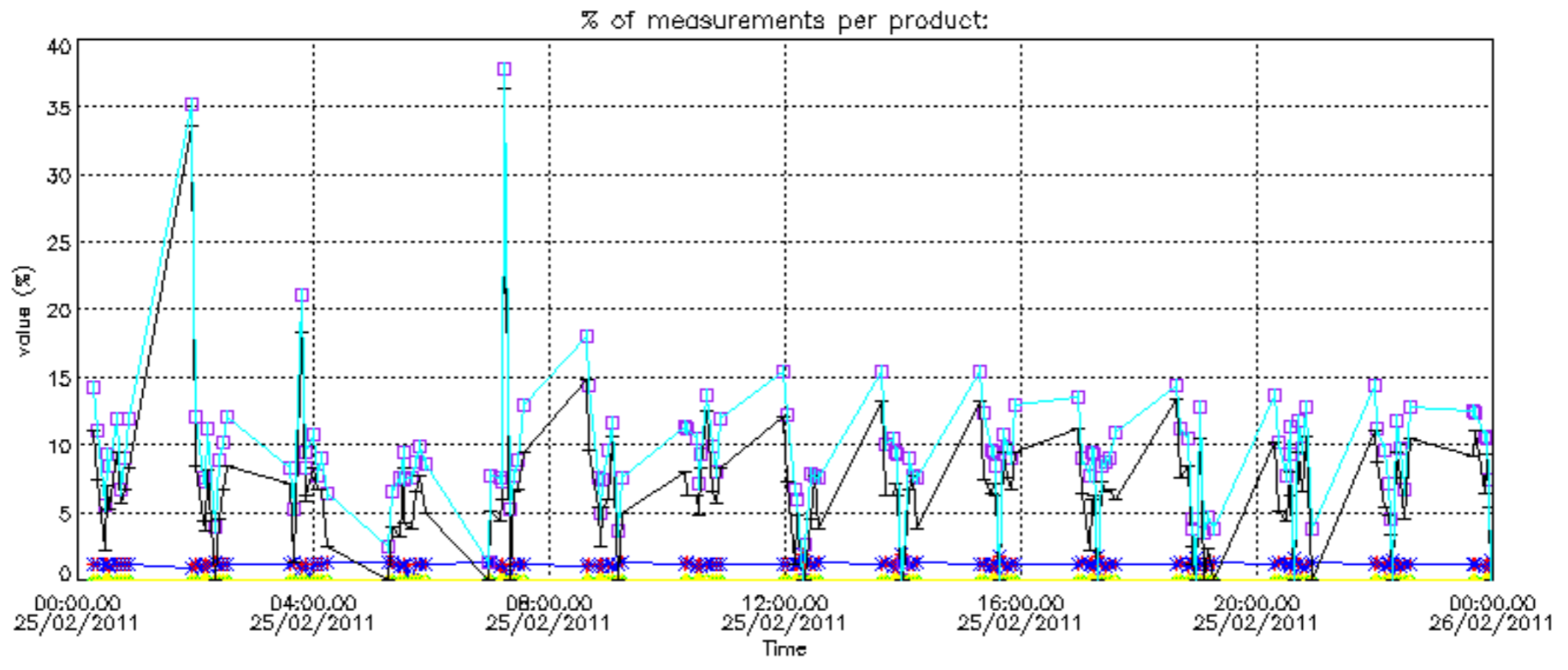


Percentage of flagged data per NO3 profile

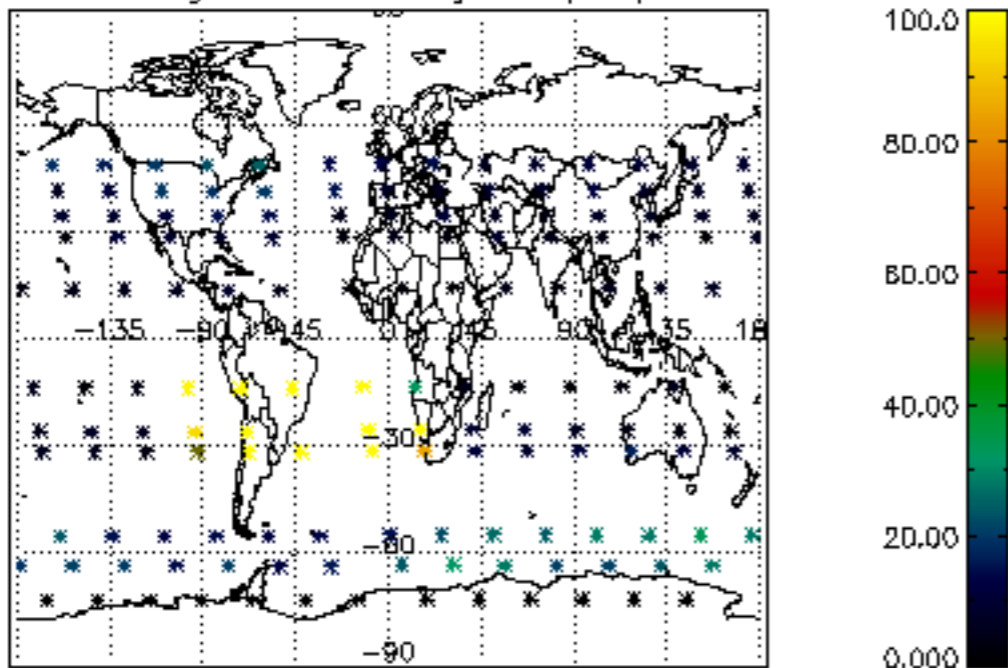




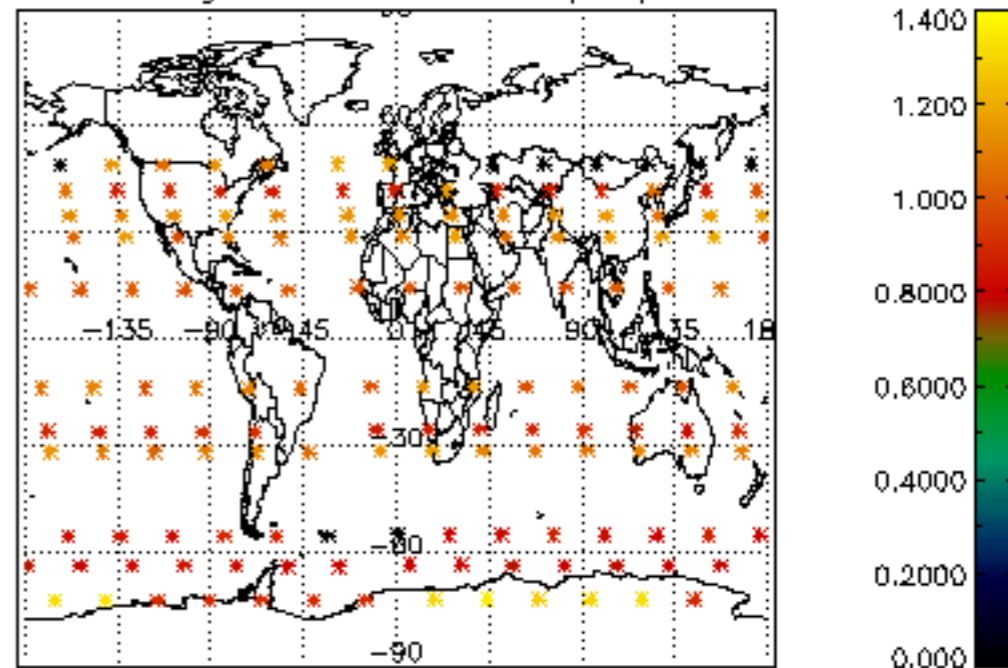




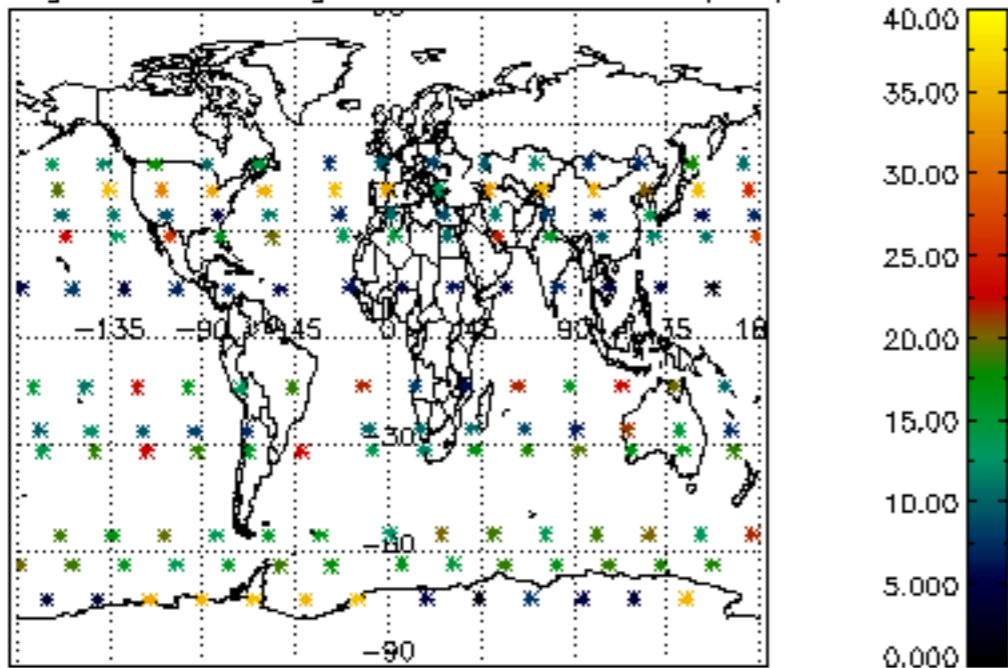
Percentage of cosmic ray hits per profile



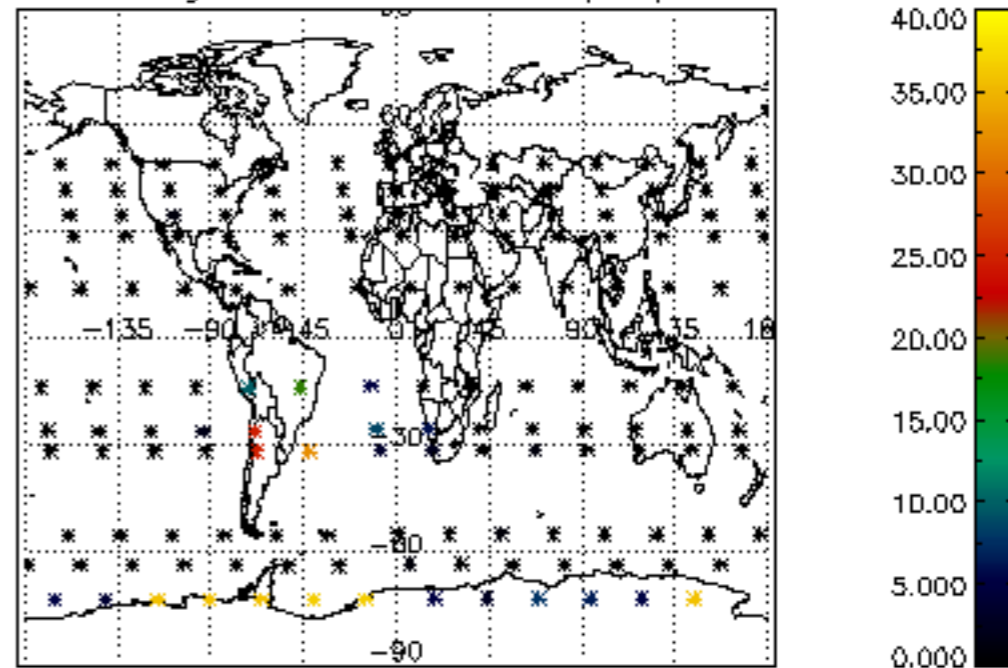
Percentage of datation errors per profile



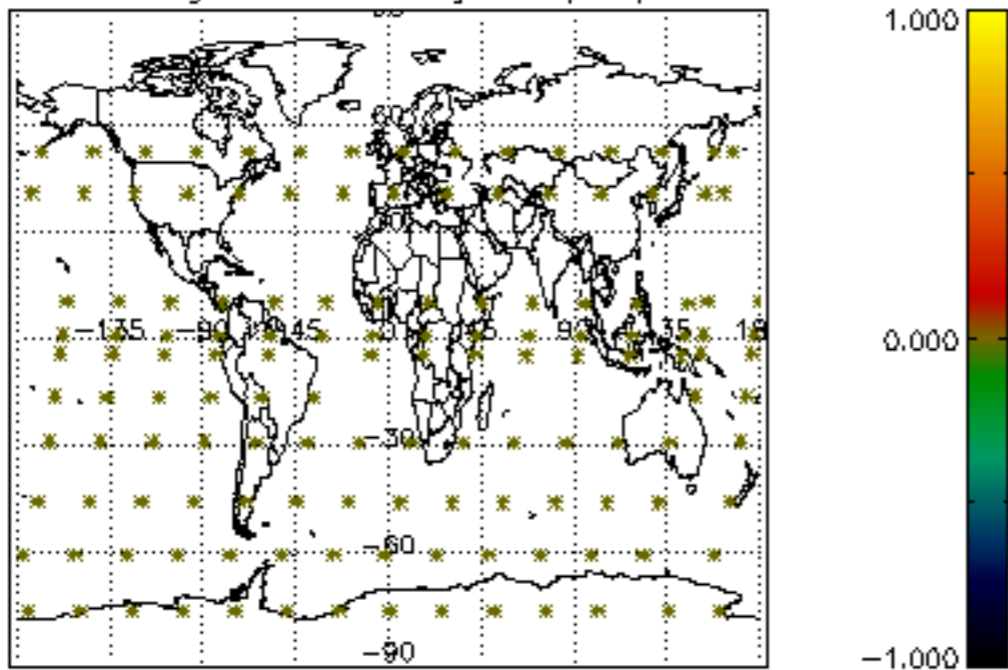
Percentage of star falling outside central band per profile



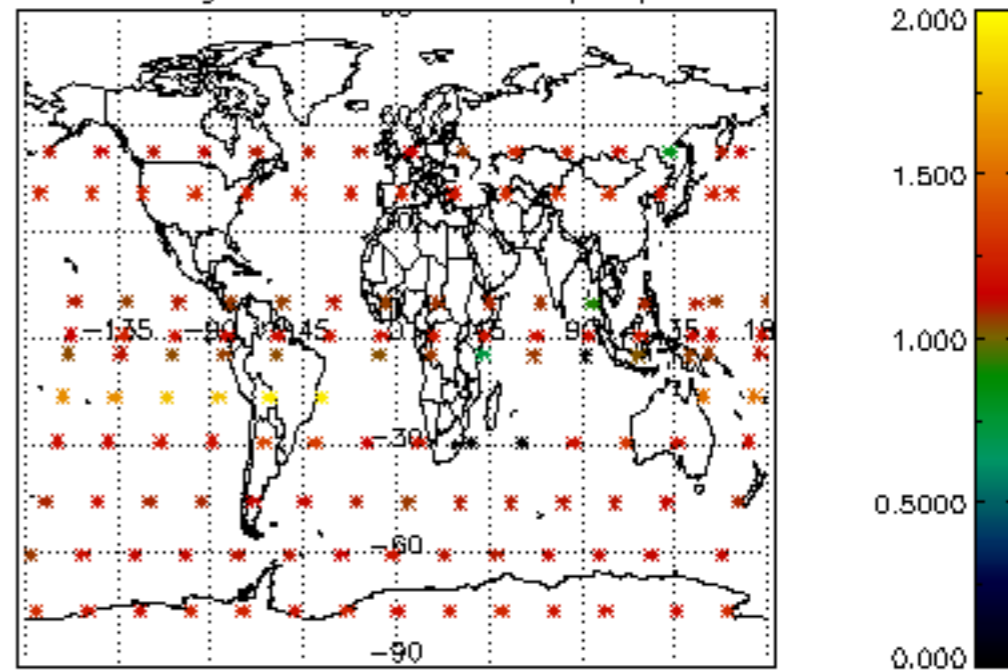
Percentage of saturation errors per profile



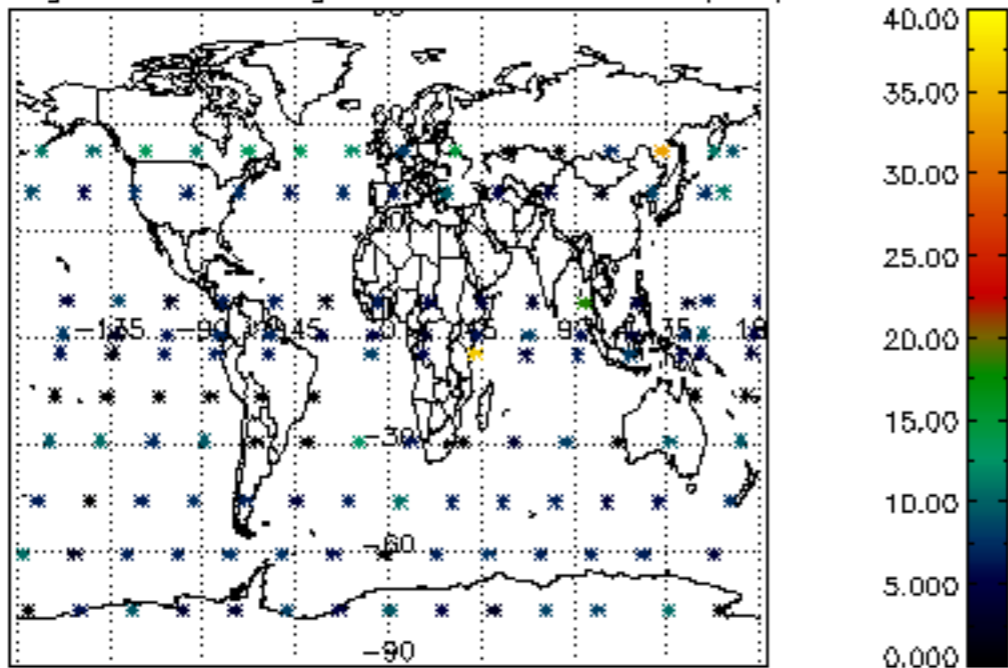
Percentage of cosmic ray hits per profile



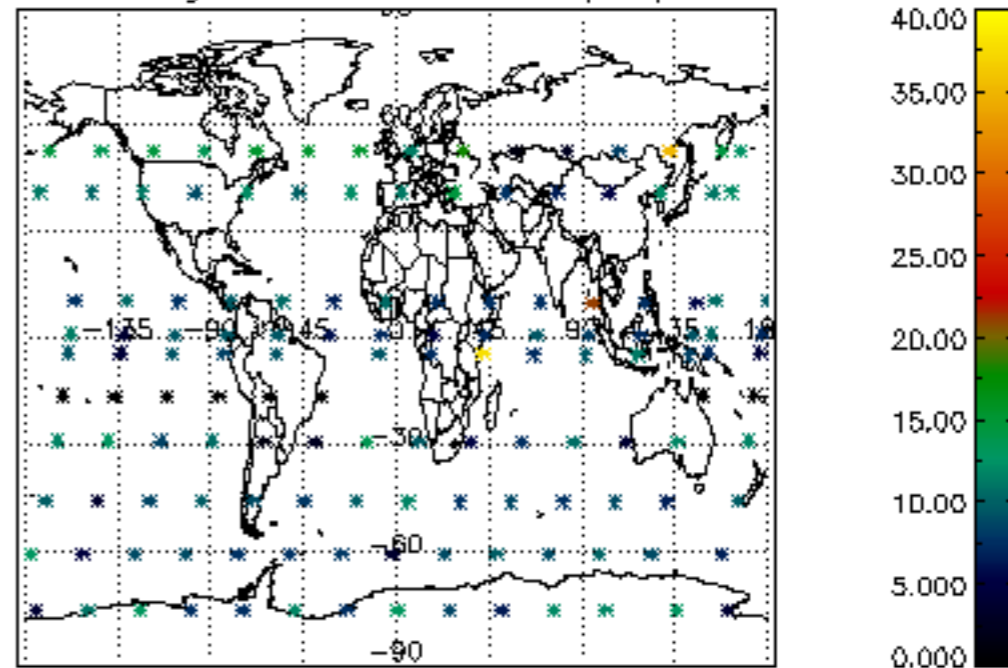
Percentage of datation errors per profile

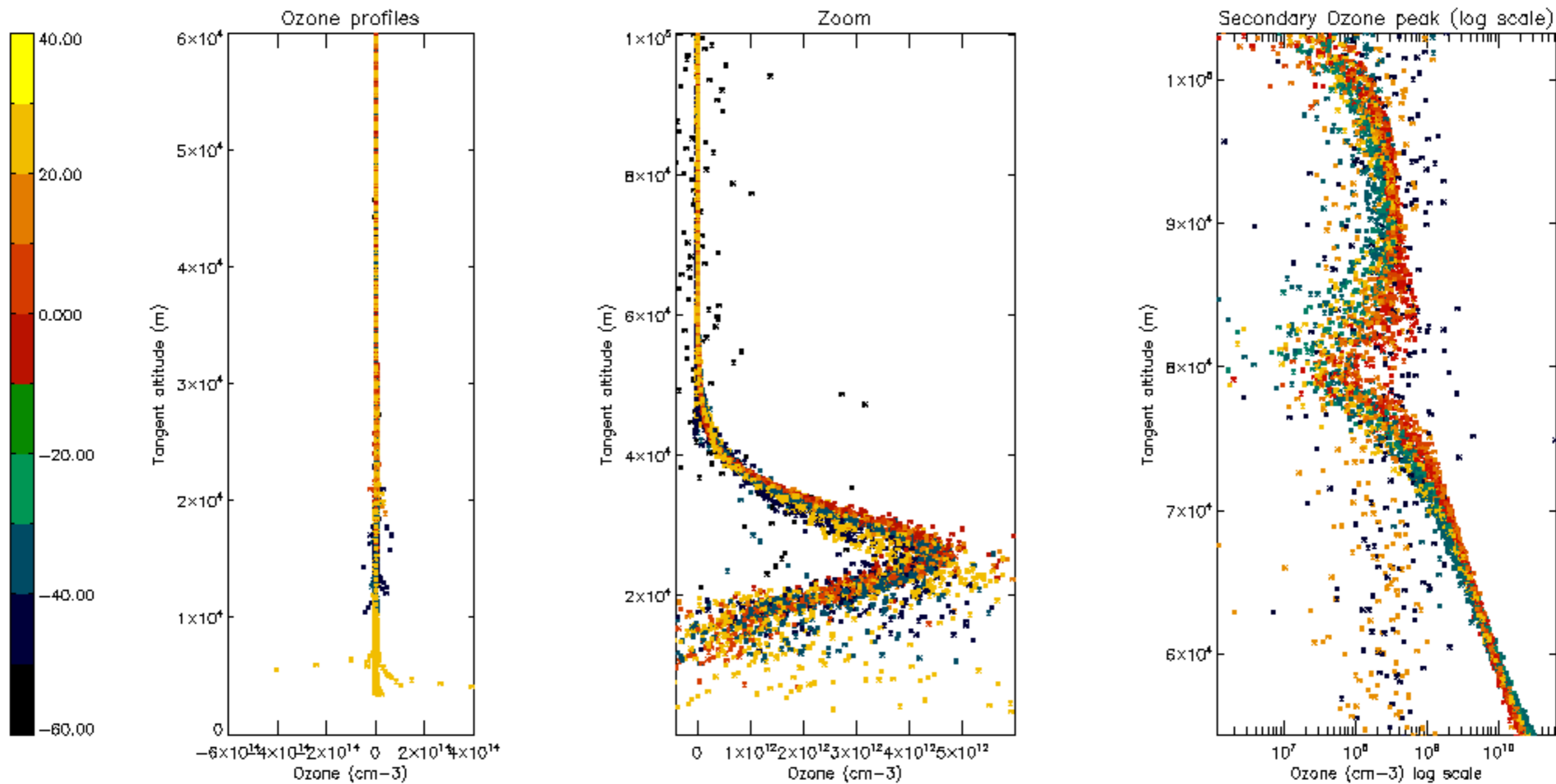


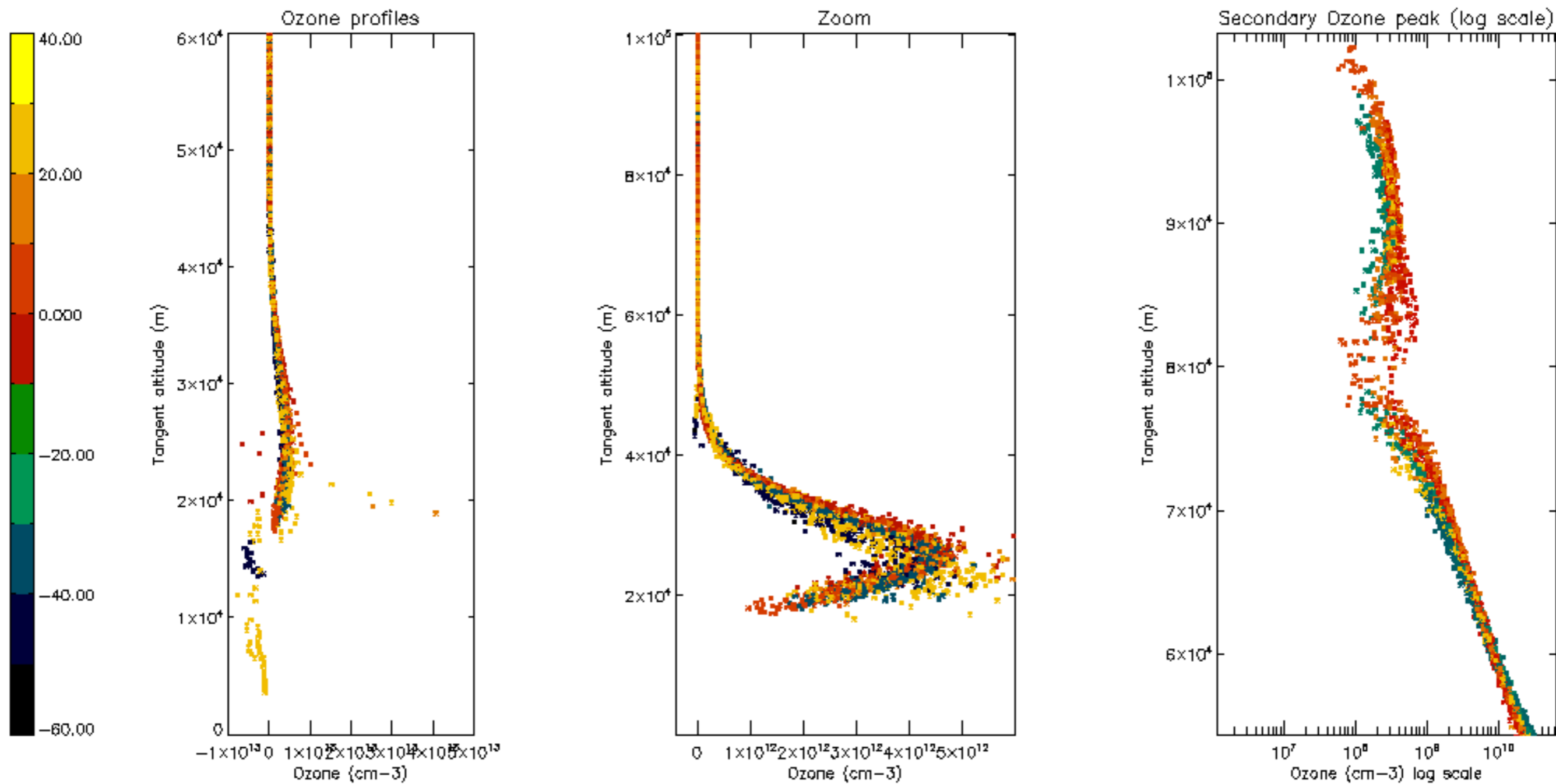
Percentage of star falling outside central band per profile

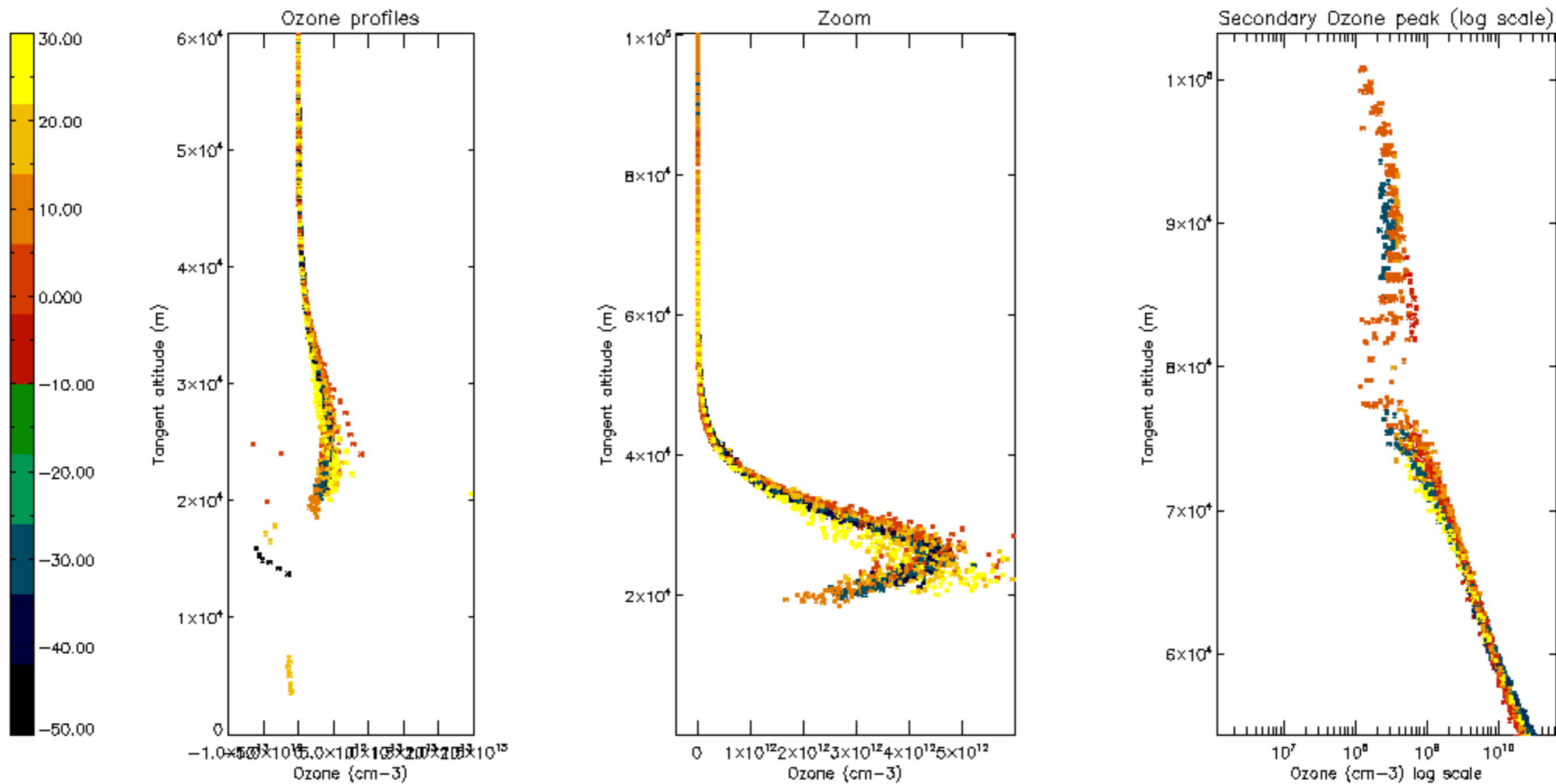


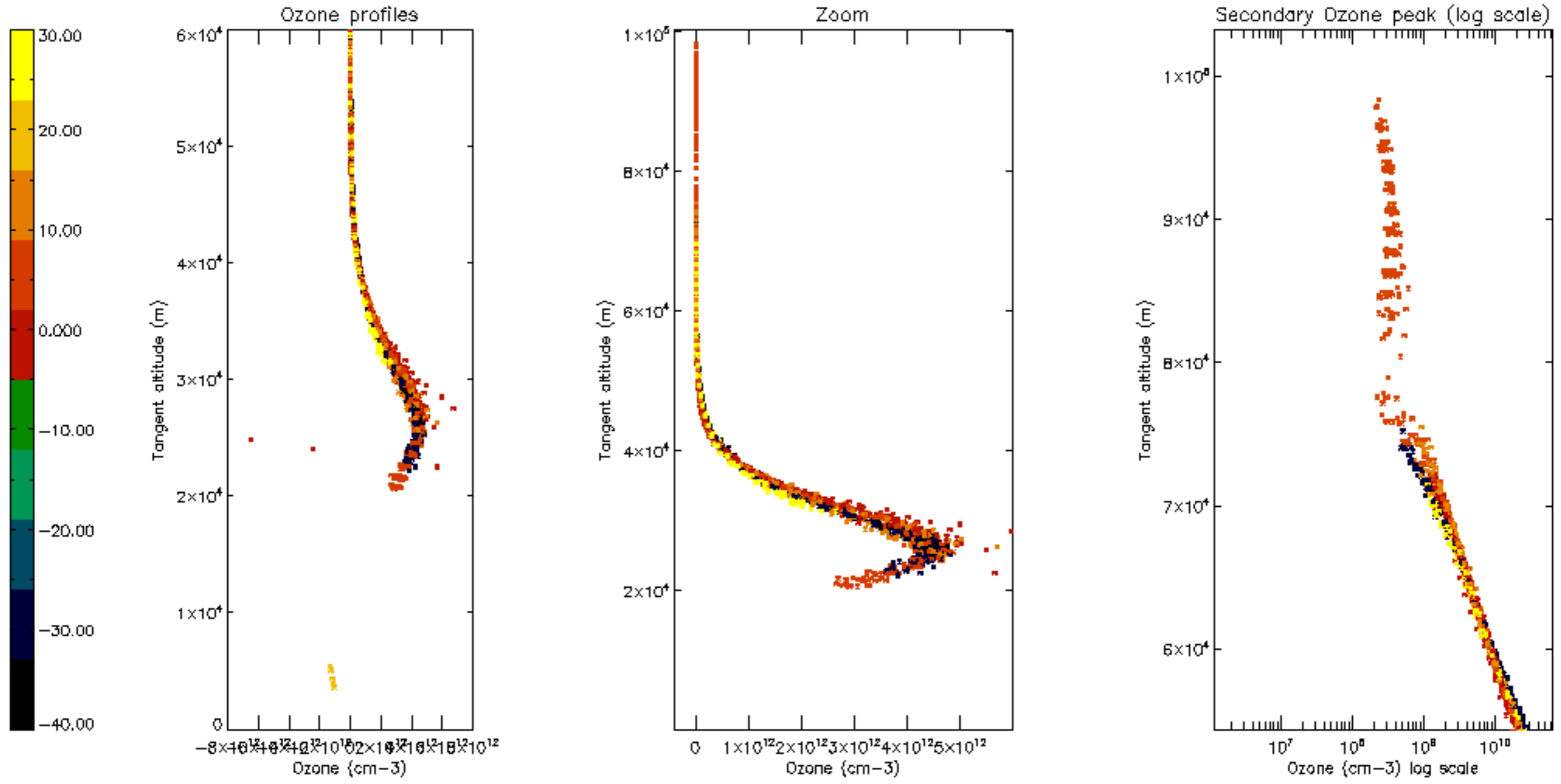
Percentage of saturation errors per profile



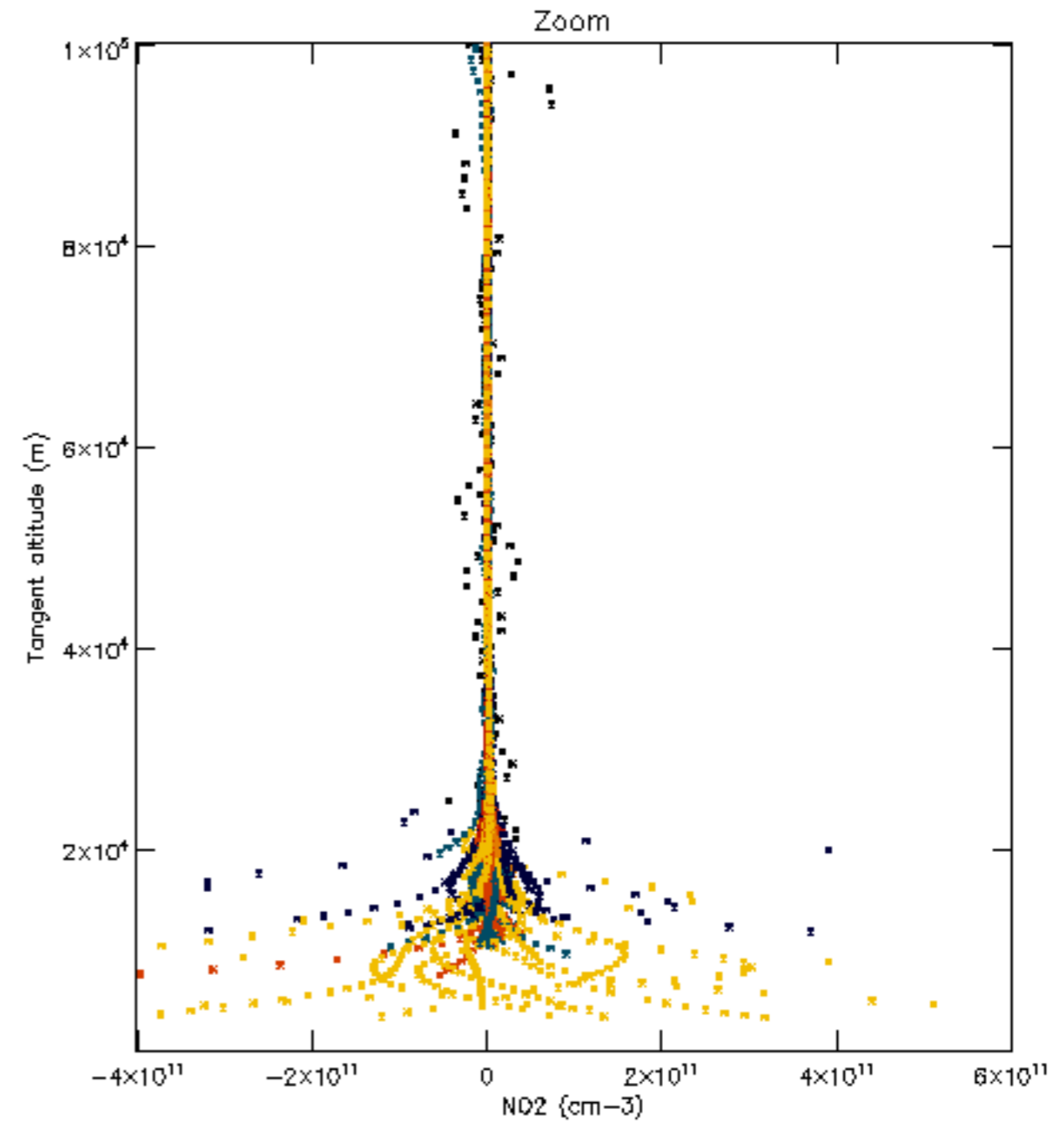
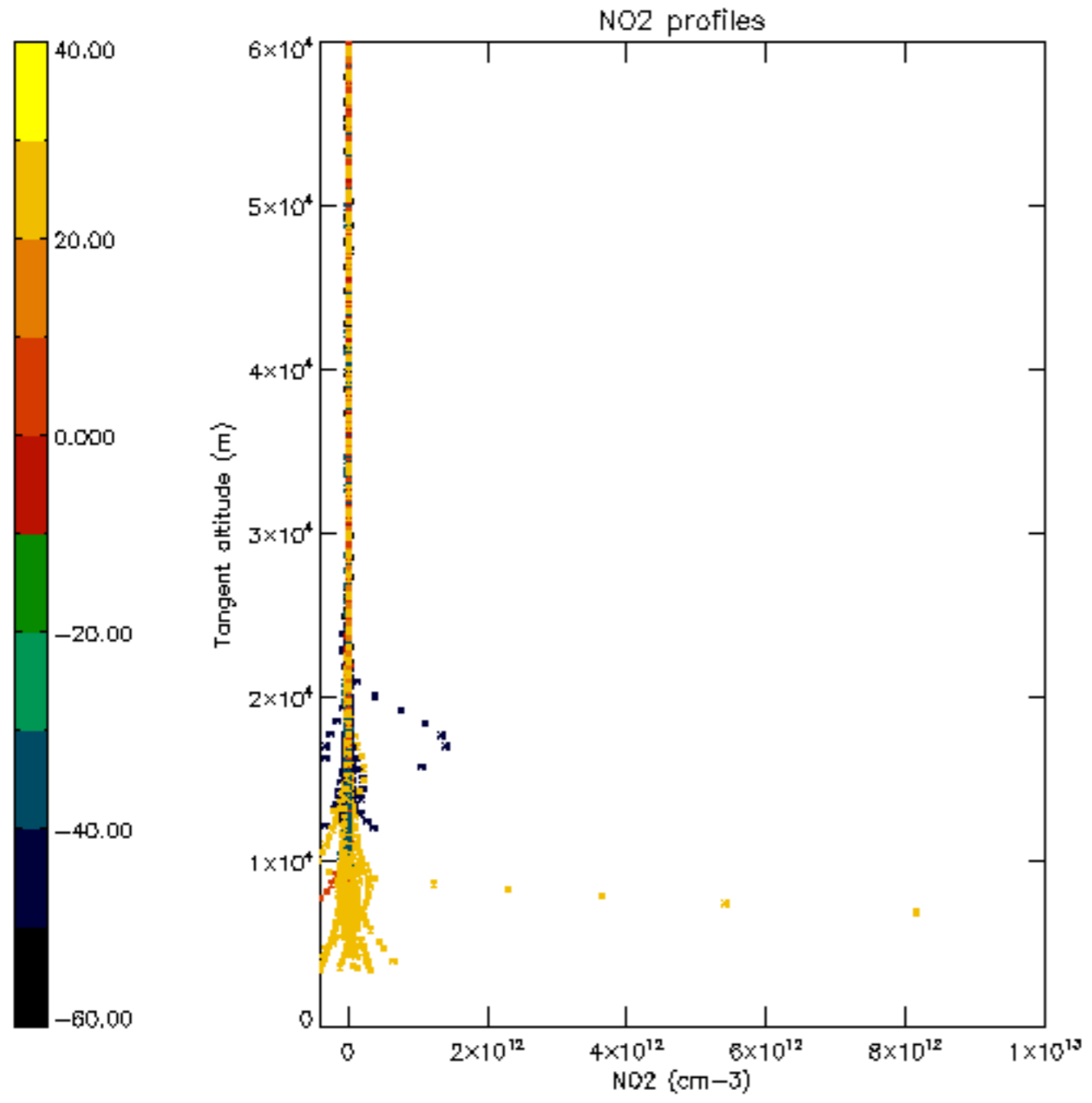


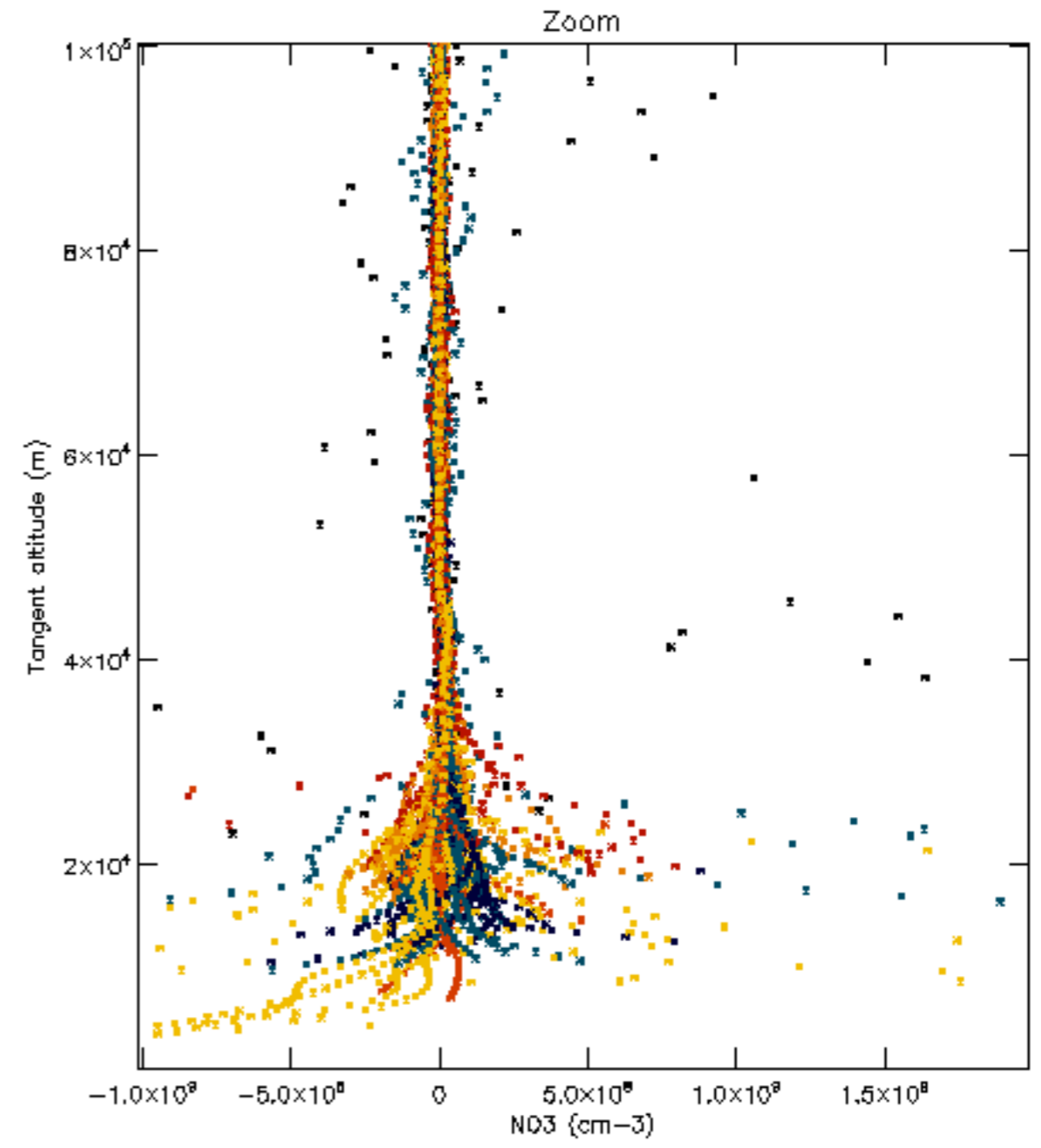
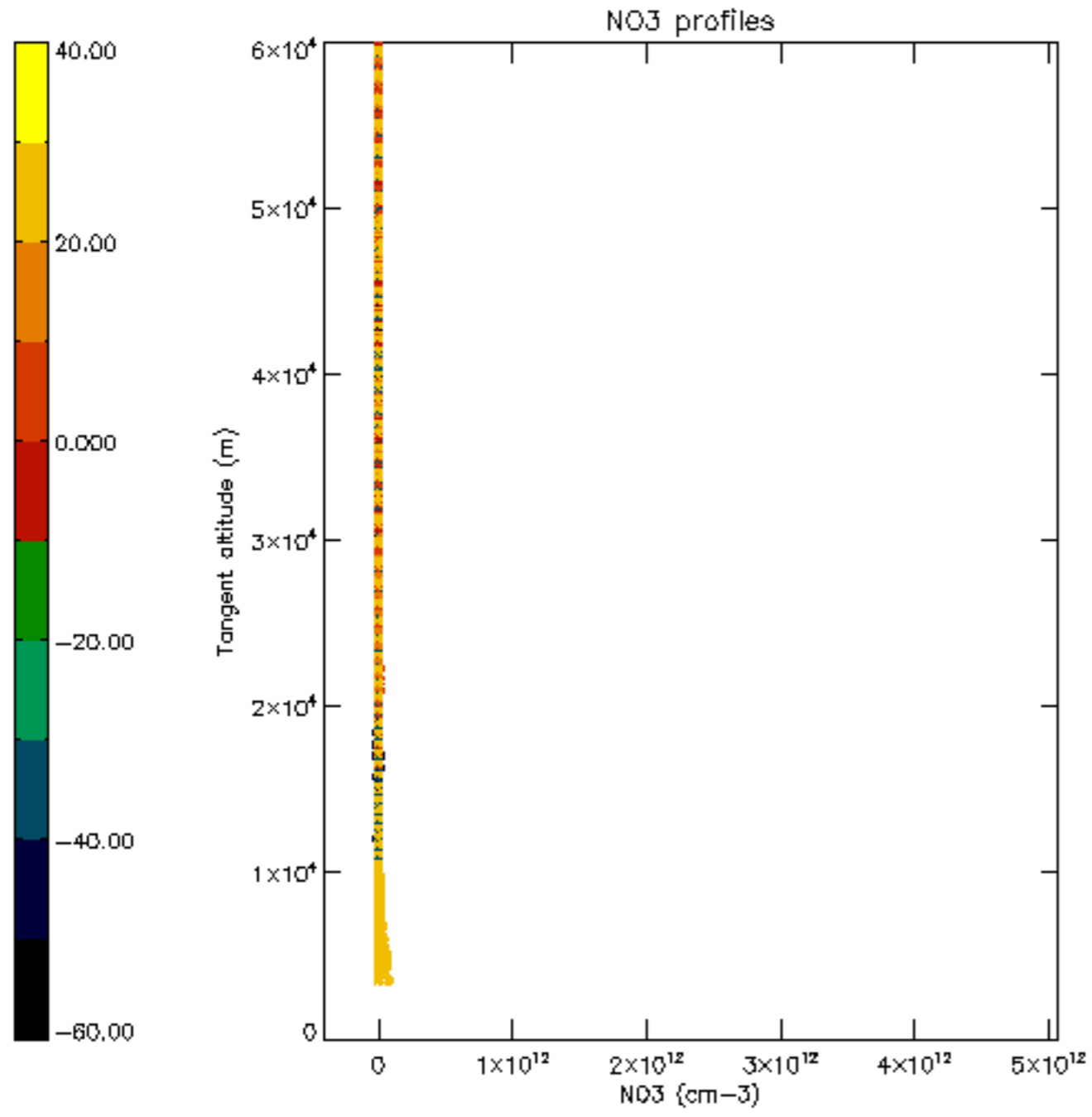


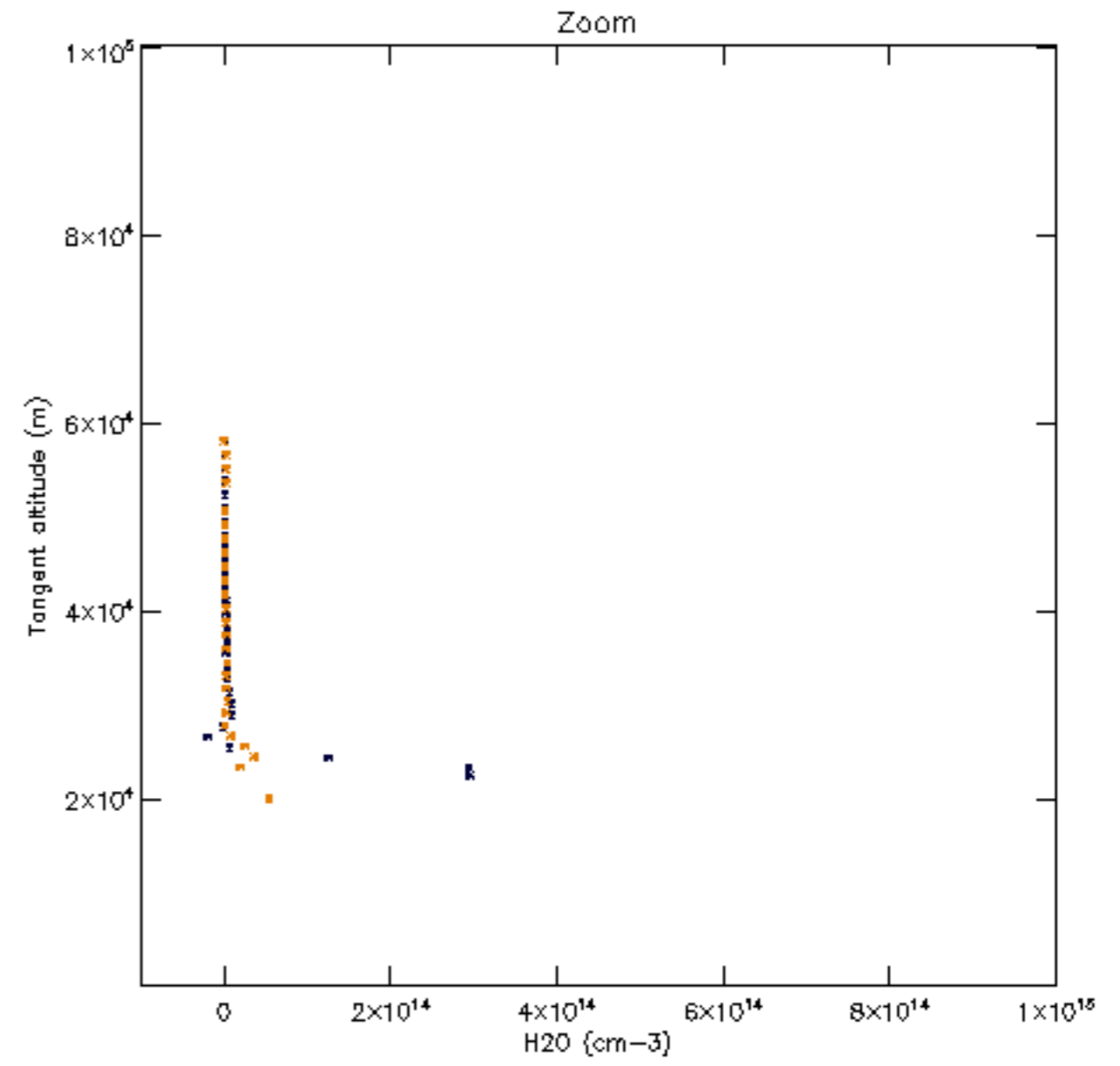
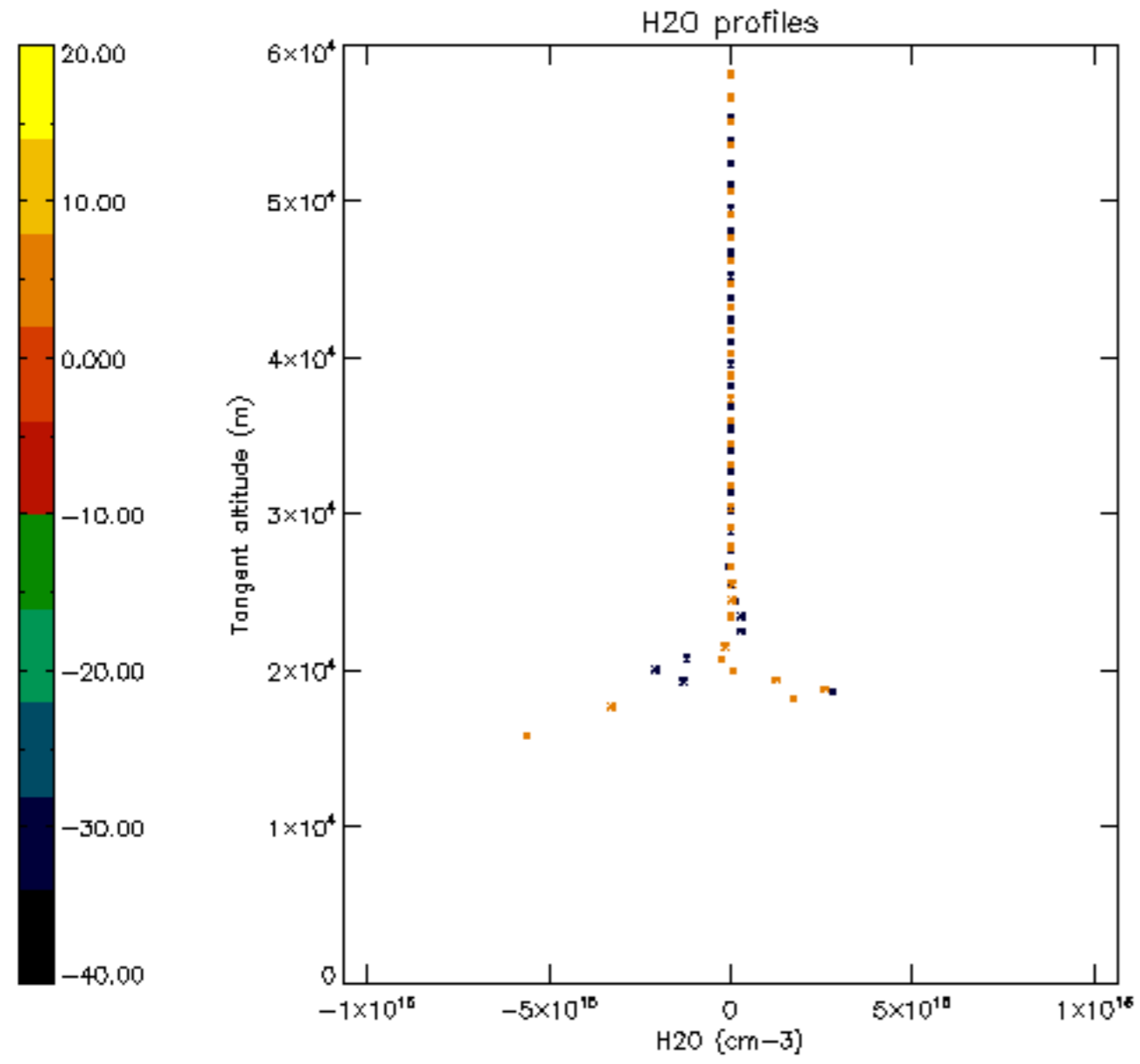


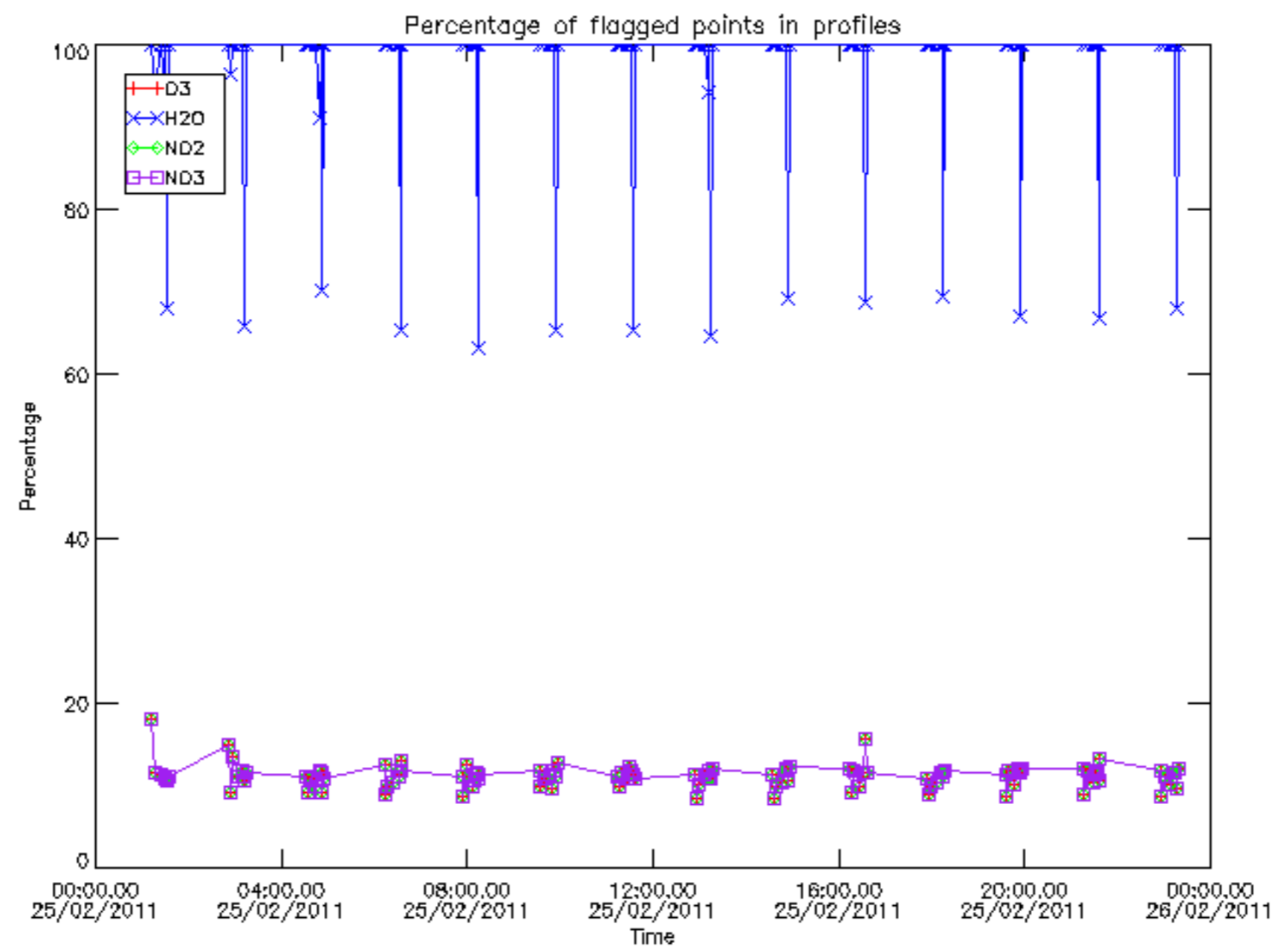




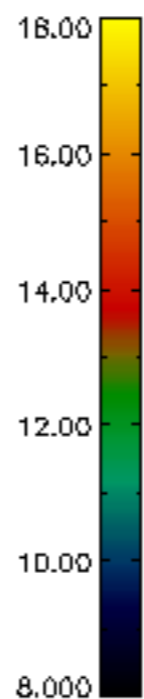
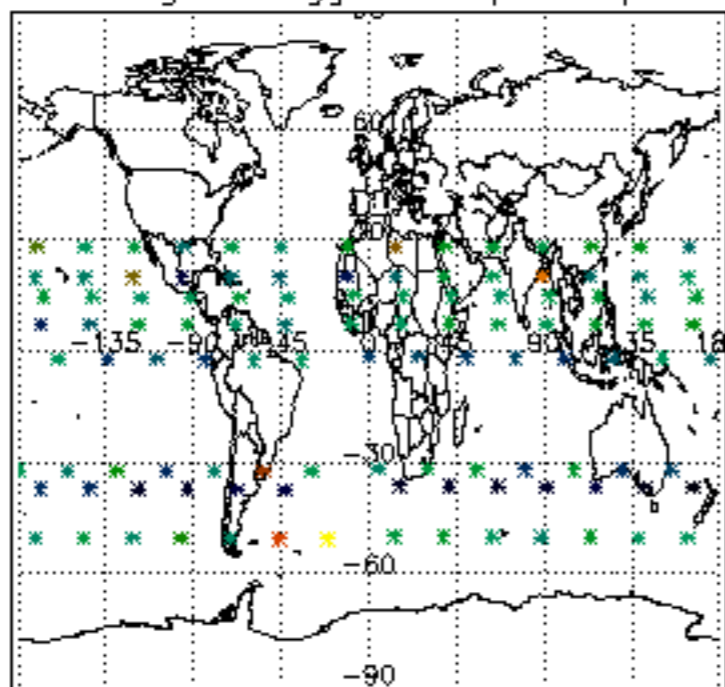




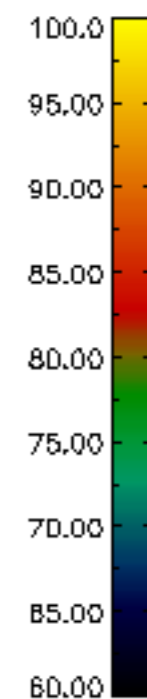
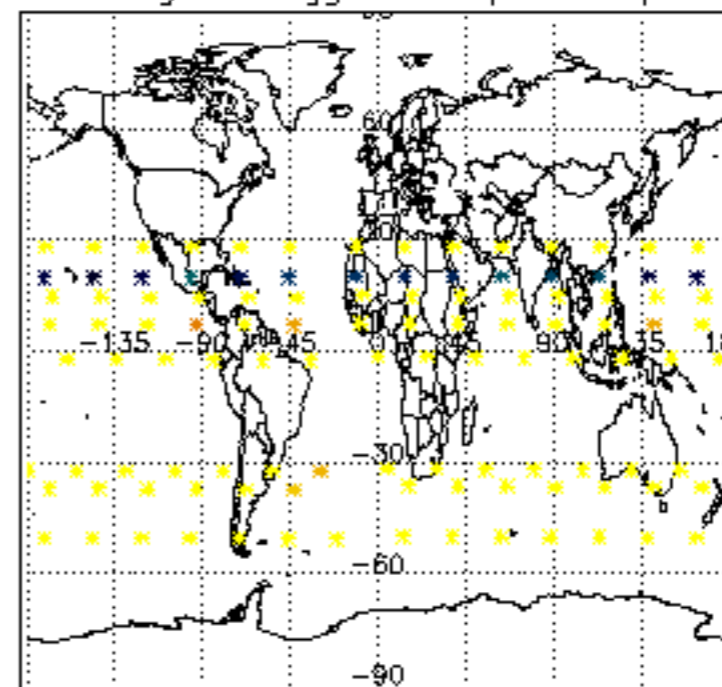




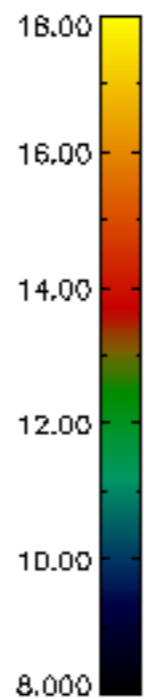
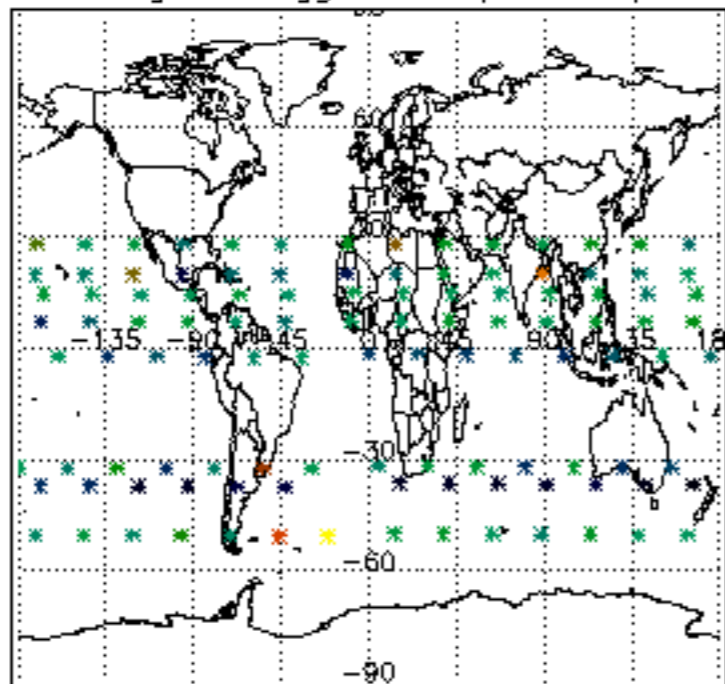
Percentage of flagged data per D3 profile



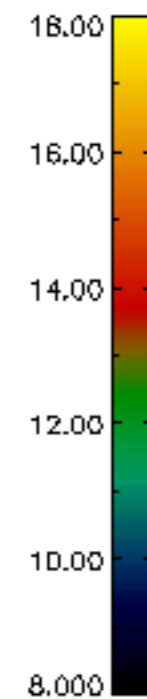
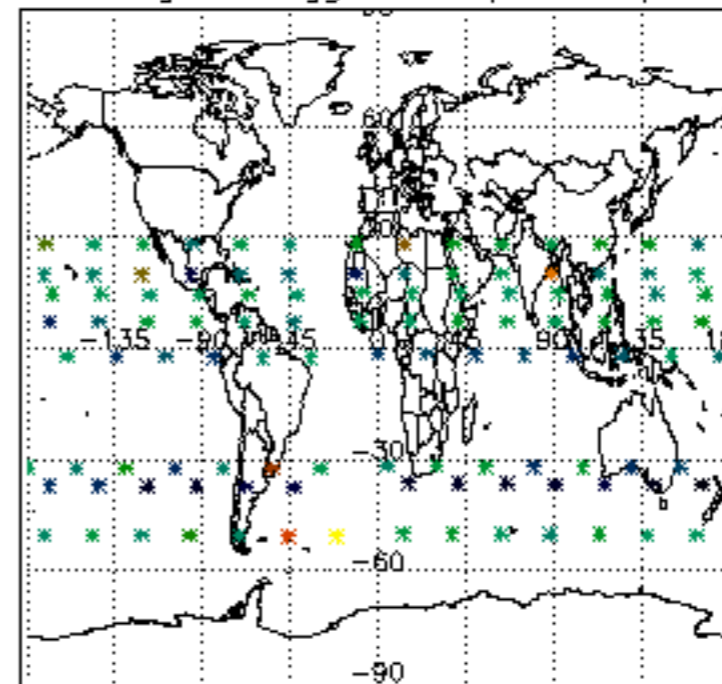
Percentage of flagged data per H2O profile

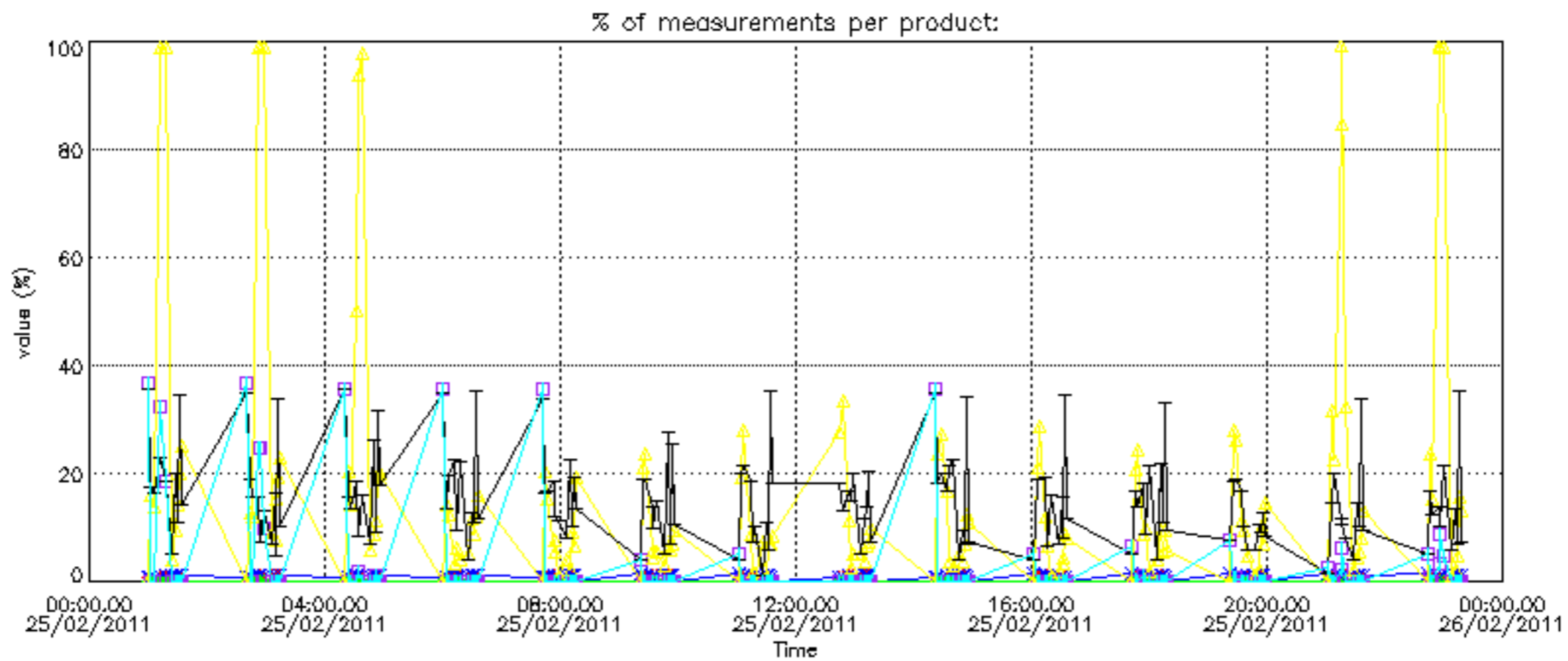


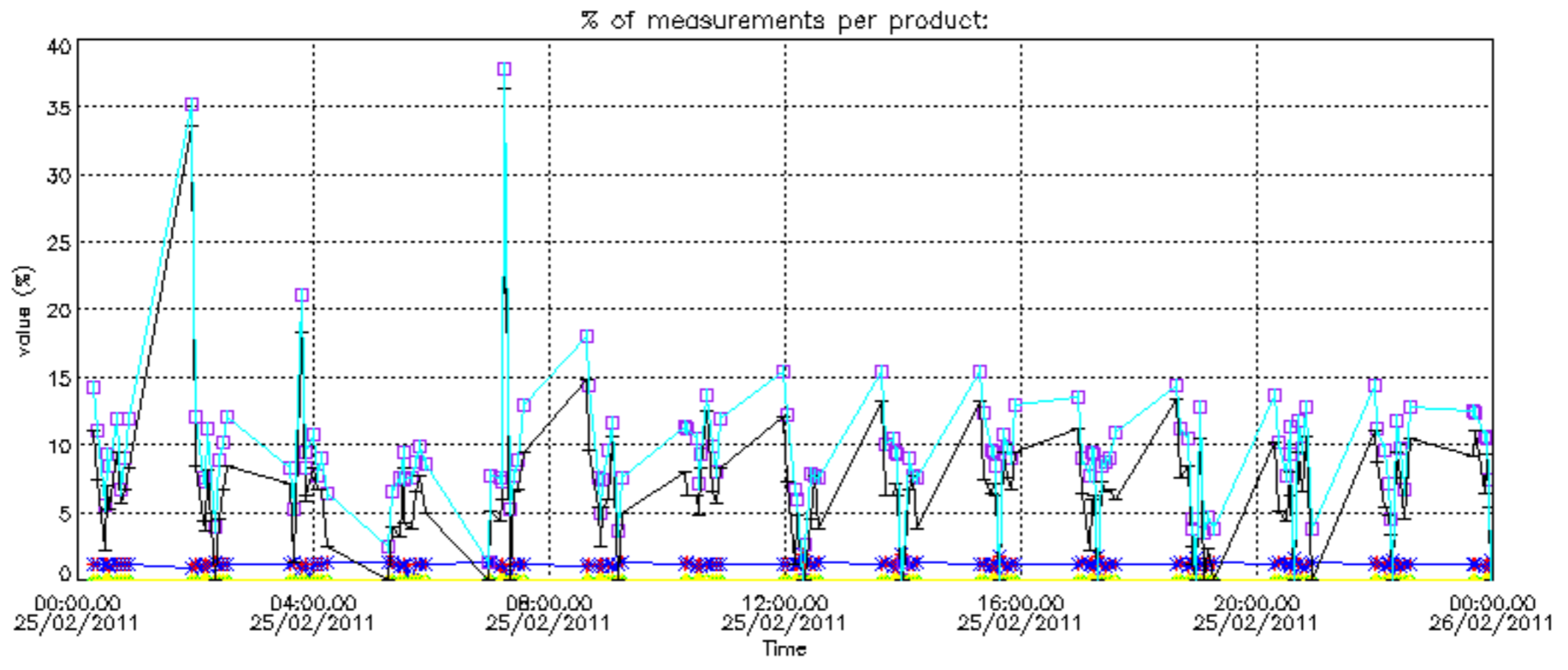
Percentage of flagged data per NO2 profile



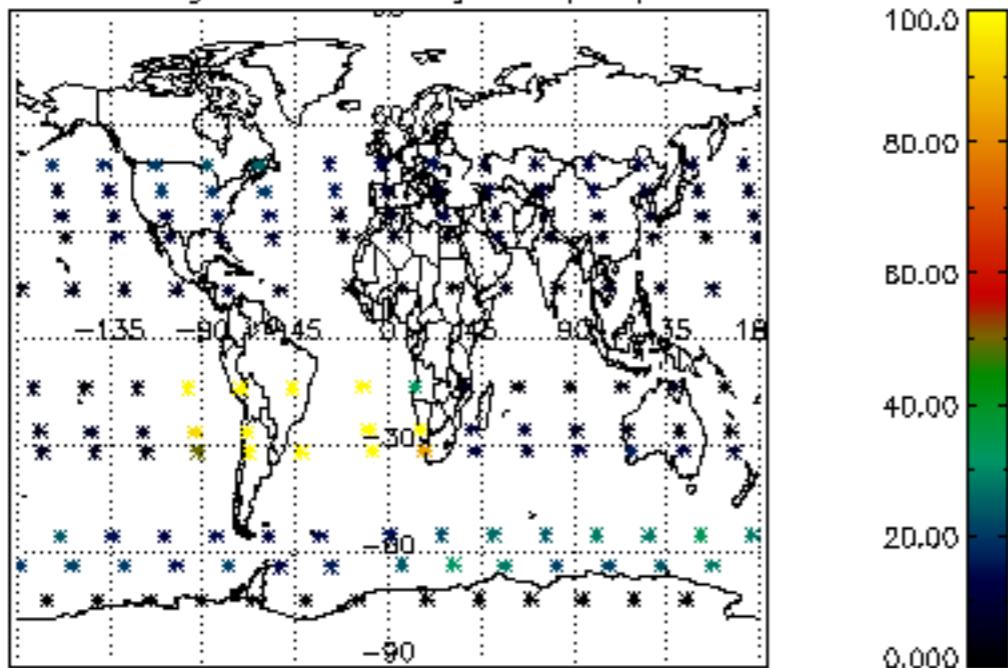
Percentage of flagged data per NO3 profile



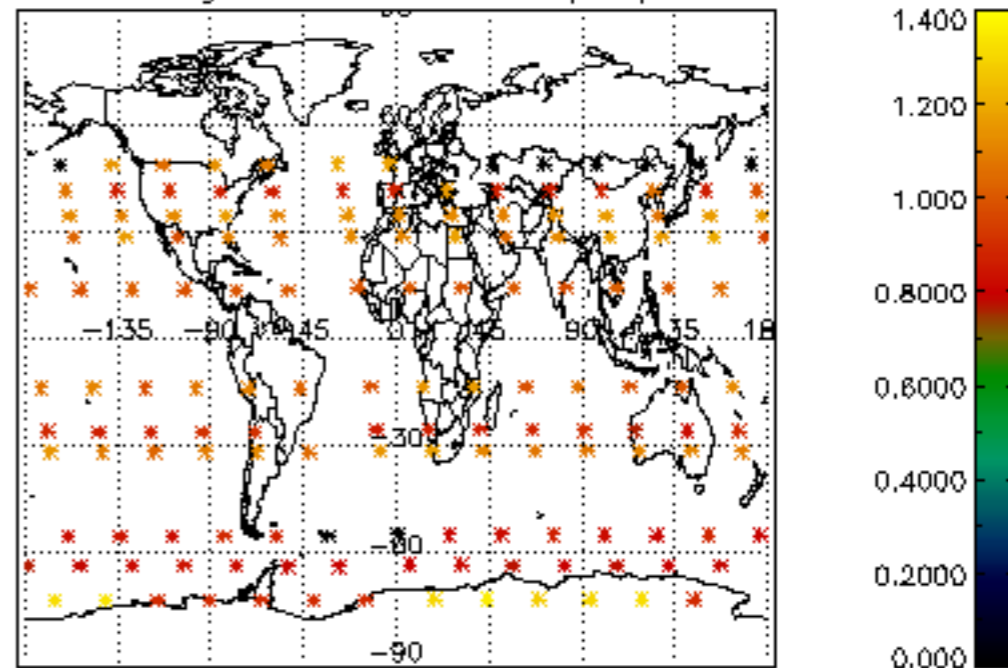




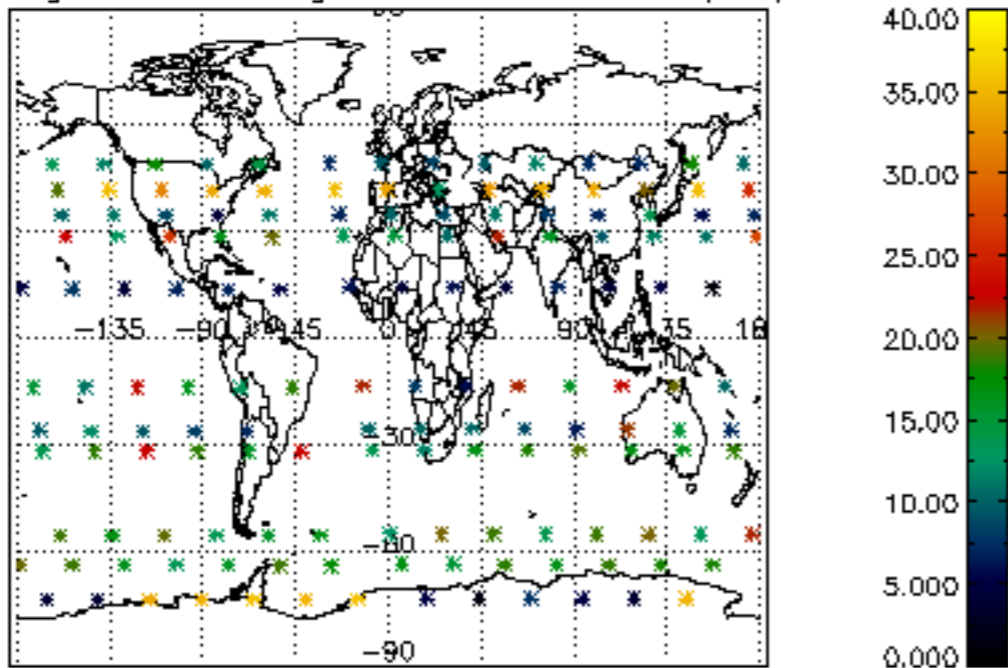
Percentage of cosmic ray hits per profile



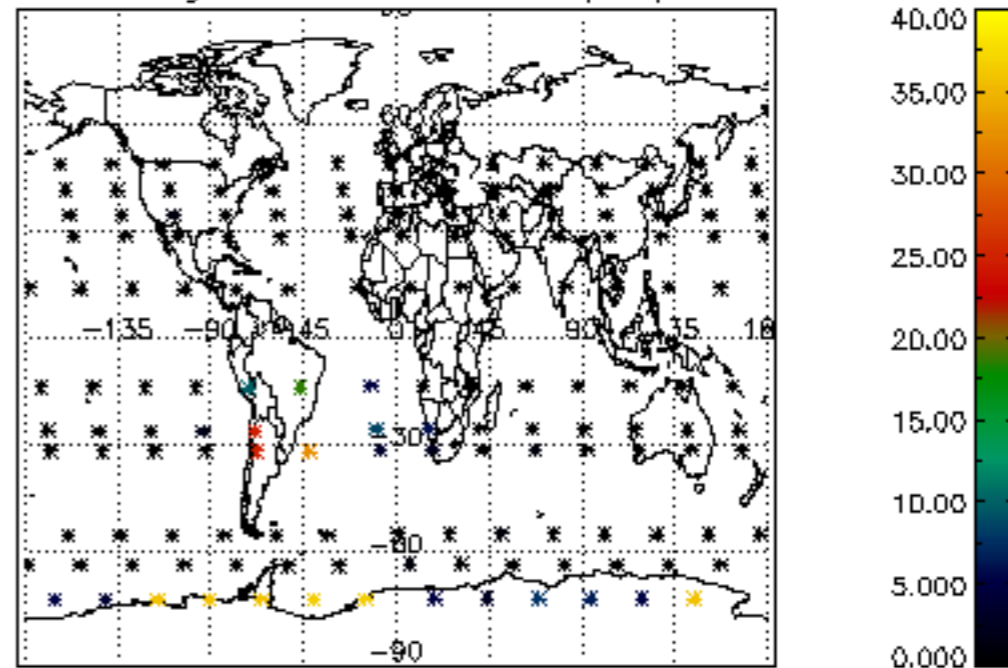
Percentage of datation errors per profile



Percentage of star falling outside central band per profile

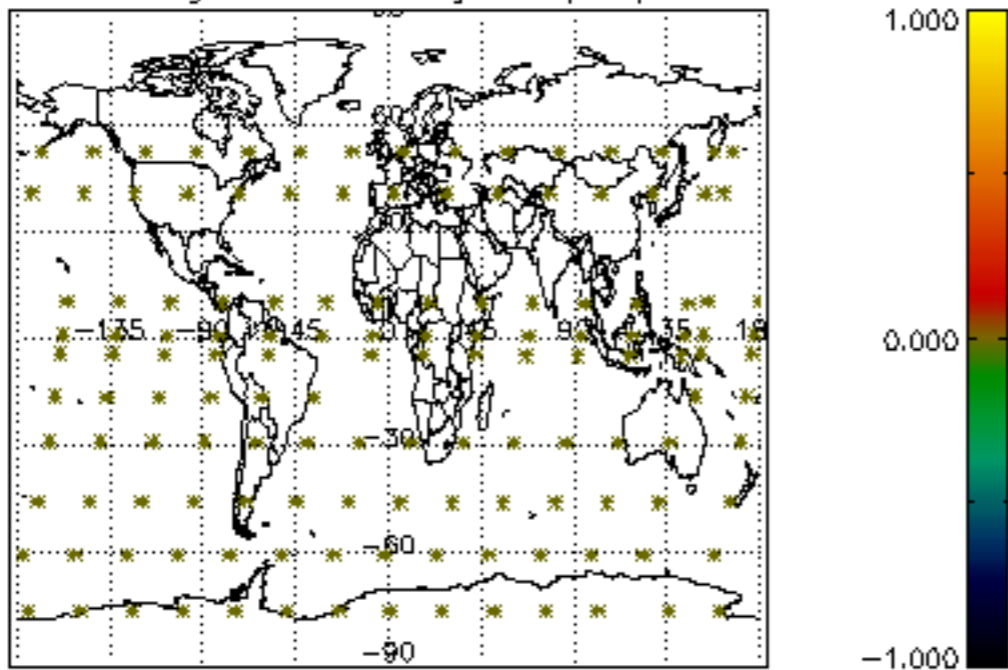


Percentage of saturation errors per profile

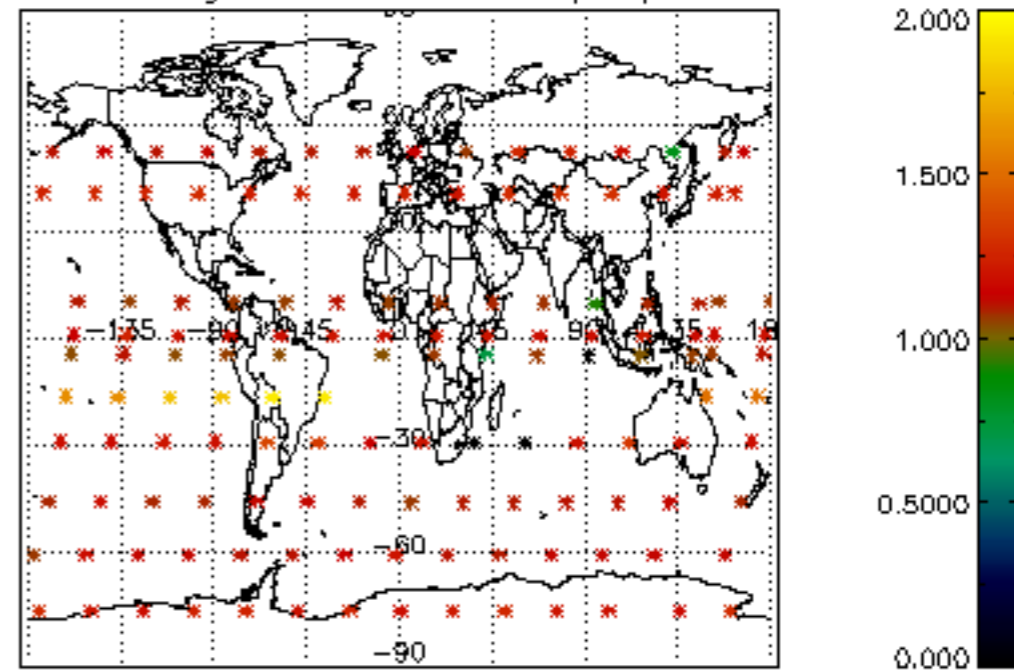




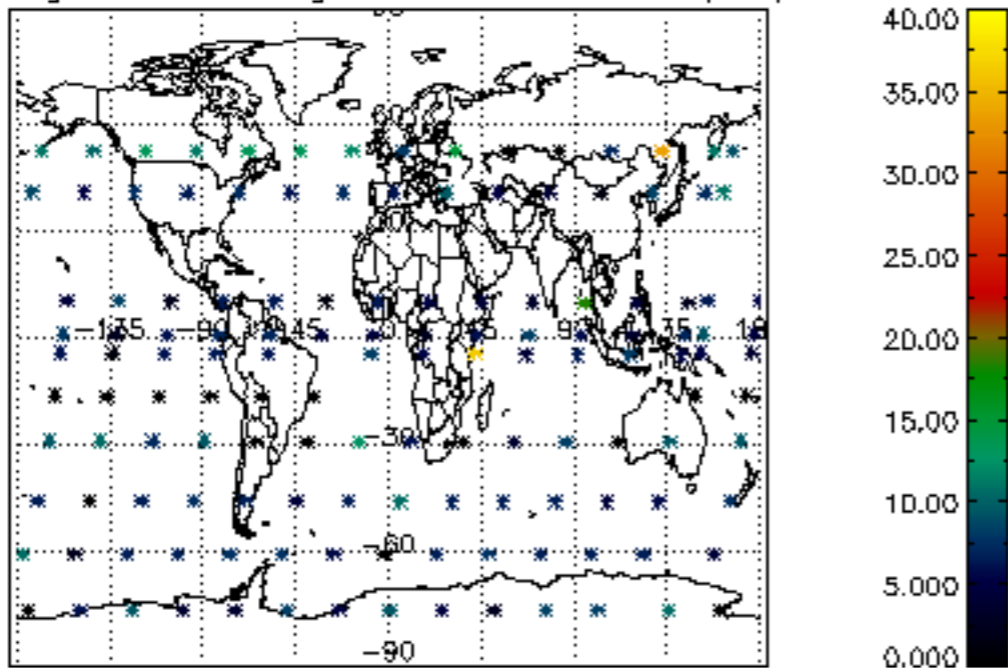
Percentage of cosmic ray hits per profile



Percentage of datation errors per profile



Percentage of star falling outside central band per profile



Percentage of saturation errors per profile

