

GOMOS Level 2 Daily Report

SUMMARY

[1. General Info](#)

[2. Summary of processed GOM_NL_2P products](#)

[3. Level 2 Quality information per product](#)

[3.1 Plot of level 2 quality information per product \(time dependant\)](#)

[3.2 Plot of level 2 quality information per product \(world map\)](#)

[4. Level 1 Quality information per product \(stored on level 2 products\)](#)

[4.1 Plot of level 1 quality information per product \(time dependant\)](#)

[4.1.1 Plot of level 1 quality information per product \(time dependant\): ASCENDING](#)

[4.1.2 Plot of level 1 quality information per product \(time dependant\): DESCENDING](#)

[4.2 Plot of level 1 quality information per product \(world map\)](#)

[4.2.1 Plot of level 1 quality information per product \(world map\): ASCENDING](#)

[4.2.2 Plot of level 1 quality information per product \(world map\): DESCENDING](#)

[5. Ozone profiles based on quality statistics and other trace gas profiles](#)

[5.1 Ozone statistics based on quality of products](#)

[5.2 Plot ozone profiles for all STD \(dark without errors\)](#)

[5.3 Plot ozone profiles where STD < 20% \(dark without errors\)](#)

[5.4. Plot ozone profiles where STD < 10% \(dark without errors\)](#)

[5.5. Plot ozone profiles where STD < 5% \(dark without errors\)](#)

[5.6 Plot NO2 profiles for all STD \(dark without errors\)](#)

[5.7 Plot NO3 profiles for all STD \(dark without errors\)](#)

[5.8 Plot H2O profiles \(only for occultations of stars 1,2,3,4,13,14,16,26,63 dark without errors\) for all STD](#)

[6. Auxiliary Data Files used for the production reported in section 2](#)

This report presents the daily analysis on parameters extracted from GOMOS level 2 data (GOM_NL__2P). It is intended to monitor some important parameters that will impact the quality of these products. A list of level 2 products (and content) that have arrived during the reporting day to the PCF is also given.

Item	Value
Time of report generation	24APR2013 10:31:49
Data source version	GOMOS/6.01
Start time of products	21-02-2011 (21FEB2011 00:00:00)
Stop time of products	22-02-2011 (22FEB2011 00:00:00)
Store outputs in DB	Yes
Nb of level 2 prods	224
Nb of prods with errors	0

2. Summary of processed GOM_NL__2P products.

Nr	Filename	UTC Start time	Limb	Duration	Star Id	Star Name	Star Mag	Star Temp	Nb Meas	Orbit	Prod. error
1	GOM_NL__2PRFIN20110221_063130_000000443099_00379_46945_6807.N1	21-FEB-2011 06:31:30	Bright	44.000	119	14Eta Dra	2.7270	4700.0	88	46945	No
2	GOM_NL__2PRFIN20110221_063532_000000433099_00379_46945_6808.N1	21-FEB-2011 06:35:32	Bright	42.500	130	23Bet Dra	2.7990	5800.0	85	46945	No
3	GOM_NL__2PRFIN20110221_064006_000000413099_00379_46945_6809.N1	21-FEB-2011 06:40:06	Bright	41.000	5	3Alp Lyr	0.033000	11000.	82	46945	No
4	GOM_NL__2PRFIN20110221_064715_000000523099_00379_46945_6810.N1	21-FEB-2011 06:47:15	Bright	51.500	168	17Zet Aql	2.9860	11000.	103	46945	No
5	GOM_NL__2PRFIN20110221_064948_000000563099_00379_46945_6811.N1	21-FEB-2011 06:49:48	Twilight	55.500	59	55Alp Oph	2.0800	8900.0	111	46945	No
6	GOM_NL__2PRFIN20110221_065210_000000613099_00379_46945_6812.N1	21-FEB-2011 06:52:10	Twilight	60.500	126	60Bet Oph	2.7700	4250.0	121	46945	No
7	GOM_NL__2PRFIN20110221_065903_000000473099_00379_46945_6813.N1	21-FEB-2011 06:59:03	Dark	46.500	137	22Lam Sgr	2.8240	4400.0	93	46945	No
8	GOM_NL__2PRFIN20110221_070024_000000463099_00379_46945_6814.N1	21-FEB-2011 07:00:24	Dark	45.500	116	19Del Sgr	2.7000	4100.0	91	46945	No
9	GOM_NL__2PRFIN20110221_070354_000000473099_00379_46945_6815.N1	21-FEB-2011 07:03:54	Dark	46.500	25	35Lam Sco	1.6200	28000.	93	46945	No
10	GOM_NL__2PRFIN20110221_070526_000000783099_00379_46945_6816.N1	21-FEB-2011 07:05:26	Dark	78.000	16	21Alp Sco	1.0200	3000.0	156	46945	No
11	GOM_NL__2PRFIN20110221_071111_000000483099_00380_46946_6887.N1	21-FEB-2011 07:11:11	Dark	47.500	131	Gam Lup	2.8000	26000.	95	46946	No
12	GOM_NL__2PRFIN20110221_071547_000000523099_00380_46946_6888.N1	21-FEB-2011 07:15:47	Dark	51.500	10	Bet Cen	0.61000	28000.	103	46946	No
13	GOM_NL__2PRFIN20110221_071720_000000453099_00380_46946_6889.N1	21-FEB-2011 07:17:20	Dark	45.000	77	Eps Cen	2.3030	28000.	90	46946	No
14	GOM_NL__2PRFIN20110221_071930_000000583099_00380_46946_6890.N1	21-FEB-2011 07:19:30	Dark	58.000	26	Gam Cru	1.6240	2900.0	116	46946	No
15	GOM_NL__2PRFIN20110221_072134_000000483099_00380_46946_6891.N1	21-FEB-2011 07:21:34	Dark	47.500	99	Del Cen	2.5750	26000.	95	46946	No
16	GOM_NL__2PRFIN20110221_072417_000000443099_00380_46946_6892.N1	21-FEB-2011 07:24:17	Dark	44.000	113	Mu Vel	2.6920	5000.0	88	46946	No
17	GOM_NL__2PRFIN20110221_073718_000000523099_00380_46946_6893.N1	21-FEB-2011 07:37:18	Twilight	52.000	48	30Alp Hya	1.9770	4100.0	104	46946	No
18	GOM_NL__2PRFIN20110221_074403_000000473099_00380_46946_6894.N1	21-FEB-2011 07:44:03	Bright	47.000	22	32Alp Leo	1.3600	15200.	94	46946	No
19	GOM_NL__2PRFIN20110221_074721_000000423099_00380_46946_6895.N1	21-FEB-2011 07:47:21	Bright	41.500	166	17Eps Leo	2.9800	6000.0	83	46946	No
20	GOM_NL__2PRFIN20110221_075848_000000423099_00380_46946_6896.N1	21-FEB-2011 07:58:48	Bright	42.000	82	48Bet UMa	2.3650	10600.	84	46946	No
21	GOM_NL__2PRFIN20110221_080655_000000413099_00380_46946_6897.N1	21-FEB-2011 08:06:55	Bright	40.500	60	7Bet UMi	2.0810	3950.0	81	46946	No
22	GOM_NL__2PRFIN20110221_081143_000000433099_00380_46946_6898.N1	21-FEB-2011 08:11:43	Bright	42.500	119	14Eta Dra	2.7270	4700.0	85	46946	No
23	GOM_NL__2PRFIN20110221_081546_000000443099_00380_46946_6899.N1	21-FEB-2011 08:15:46	Bright	44.000	130	23Bet Dra	2.7990	5800.0	88	46946	No
24	GOM_NL__2PRFIN20110221_082020_000000393099_00380_46946_6900.N1	21-FEB-2011 08:20:20	Bright	38.500	5	3Alp Lyr	0.033000	11000.	77	46946	No
25	GOM_NL__2PRFIN20110221_082729_000000553099_00380_46946_6901.N1	21-FEB-2011 08:27:29	Bright	55.000	168	17Zet Aql	2.9860	11000.	110	46946	No
26	GOM_NL__2PRFIN20110221_083002_000000573099_00380_46946_6902.N1	21-FEB-2011 08:30:02	Twilight	56.500	59	55Alp Oph	2.0800	8900.0	113	46946	No
27	GOM_NL__2PRFIN20110221_083225_000000563099_00380_46946_6903.N1	21-FEB-2011 08:32:25	Twilight	55.500	126	60Bet Oph	2.7700	4250.0	111	46946	No
28	GOM_NL__2PRFIN20110221_083917_000000473099_00380_46946_6904.N1	21-FEB-2011 08:39:17	Dark	46.500	137	22Lam Sgr	2.8240	4400.0	93	46946	No
29	GOM_NL__2PRFIN20110221_084038_000000463099_00380_46946_6905.N1	21-FEB-2011 08:40:38	Dark	45.500	116	19Del Sgr	2.7000	4100.0	91	46946	No
30	GOM_NL__2PRFIN20110221_084408_000000413099_00380_46946_6906.N1	21-FEB-2011 08:44:08	Dark	41.000	25	35Lam Sco	1.6200	28000.	82	46946	No
31	GOM_NL__2PRFIN20110221_084541_000000753099_00380_46946_6907.N1	21-FEB-2011 08:45:41	Dark	75.000	16	21Alp Sco	1.0200	3000.0	150	46946	No
32	GOM_NL__2PRFIN20110221_085126_000000503099_00381_46947_6916.N1	21-FEB-2011 08:51:26	Dark	50.000	131	Gam Lup	2.8000	26000.	100	46947	No
33	GOM_NL__2PRFIN20110221_085601_000000423099_00381_46947_6917.N1	21-FEB-2011 08:56:01	Dark	41.500	10	Bet Cen	0.61000	28000.	83	46947	No
34	GOM_NL__2PRFIN20110221_085735_000000443099_00381_46947_6918.N1	21-FEB-2011 08:57:35	Dark	44.000	77	Eps Cen	2.3030	28000.	88	46947	No
35	GOM_NL__2PRFIN20110221_085944_000000523099_00381_46947_6919.N1	21-FEB-2011 08:59:44	Dark	51.500	26	Gam Cru	1.6240	2900.0	103	46947	No
36	GOM_NL__2PRFIN20110221_090149_000000423099_00381_46947_6920.N1	21-FEB-2011 09:01:49	Dark	42.000	99	Del Cen	2.5750	26000.	84	46947	No
37	GOM_NL__2PRFIN20110221_090432_000000443099_00381_46947_6921.N1	21-FEB-2011 09:04:32	Dark	43.500	113	Mu Vel	2.6920	5000.0	87	46947	No
38	GOM_NL__2PRFIN20110221_091733_000000473099_00381_46947_6922.N1	21-FEB-2011 09:17:33	Twilight	47.000	48	30Alp Hya	1.9770	4100.0	94	46947	No
39	GOM_NL__2PRFIN20110221_092416_000000473099_00381_46947_6923.N1	21-FEB-2011 09:24:16	Bright	47.000	22	32Alp Leo	1.3600	15200.	94	46947	No
40	GOM_NL__2PRFIN20110221_092735_000000423099_00381_46947_6924.N1	21-FEB-2011 09:27:35	Bright	41.500	166	17Eps Leo	2.9800	6000.0	83	46947	No
41	GOM_NL__2PRFIN20110221_093902_000000423099_00381_46947_6925.N1	21-FEB-2011 09:39:02	Bright	42.000	82	48Bet UMa	2.3650	10600.	84	46947	No
42	GOM_NL__2PRFIN20110221_094709_000000423099_00381_46947_6926.N1	21-FEB-2011 09:47:09	Bright	42.000	60	7Bet UMi	2.0810	3950.0	84	46947	No

43	GOM_NL__2PRFIN20110221_095157_000000463099_00381_46947_6927.N1	21-FEB-2011 09:51:57	Bright	46.000	119	14Eta Dra	2.7270	4700.0	92	46947	No
44	GOM_NL__2PRFIN20110221_095559_000000433099_00381_46947_6928.N1	21-FEB-2011 09:55:59	Bright	42.500	130	23Bet Dra	2.7990	5800.0	85	46947	No
45	GOM_NL__2PRFIN20110221_100034_000000423099_00381_46947_6929.N1	21-FEB-2011 10:00:34	Bright	42.000	5	3Alp Lyr	0.033000	11000.	84	46947	No
46	GOM_NL__2PRFIN20110221_100743_000000553099_00381_46947_6930.N1	21-FEB-2011 10:07:43	Bright	55.000	168	17Zet Aql	2.9860	11000.	110	46947	No
47	GOM_NL__2PRFIN20110221_101017_000000613099_00381_46947_6931.N1	21-FEB-2011 10:10:17	Tw_i_and_stray	60.500	59	55Alp Oph	2.0800	8900.0	121	46947	No
48	GOM_NL__2PRFIN20110221_101240_000000553099_00381_46947_6932.N1	21-FEB-2011 10:12:40	Tw_i_and_stray	55.000	126	60Bet Oph	2.7700	4250.0	110	46947	No
49	GOM_NL__2PRFIN20110221_101932_000000443099_00381_46947_6933.N1	21-FEB-2011 10:19:32	Dark	44.000	137	22Lam Sgr	2.8240	4400.0	88	46947	No
50	GOM_NL__2PRFIN20110221_102053_000000433099_00381_46947_6934.N1	21-FEB-2011 10:20:53	Dark	42.500	116	19Del Sgr	2.7000	4100.0	85	46947	No
51	GOM_NL__2PRFIN20110221_102423_000000423099_00381_46947_6935.N1	21-FEB-2011 10:24:23	Dark	42.000	25	35Lam Sco	1.6200	28000.	84	46947	No
52	GOM_NL__2PRFIN20110221_102556_000000613099_00381_46947_6936.N1	21-FEB-2011 10:25:56	Dark	61.000	16	21Alp Sco	1.0200	3000.0	122	46947	No
53	GOM_NL__2PRFIN20110221_103141_000000483099_00382_46948_6954.N1	21-FEB-2011 10:31:41	Dark	47.500	131	Gam Lup	2.8000	26000.	95	46948	No
54	GOM_NL__2PRFIN20110221_103616_000000453099_00382_46948_6955.N1	21-FEB-2011 10:36:16	Dark	44.500	10	Bet Cen	0.61000	28000.	89	46948	No
55	GOM_NL__2PRFIN20110221_103750_000000463099_00382_46948_6956.N1	21-FEB-2011 10:37:50	Dark	46.000	77	Eps Cen	2.3030	28000.	92	46948	No
56	GOM_NL__2PRFIN20110221_103959_000000533099_00382_46948_6957.N1	21-FEB-2011 10:39:59	Dark	52.500	26	Gam Cru	1.6240	2900.0	105	46948	No
57	GOM_NL__2PRFIN20110221_104203_000000443099_00382_46948_6958.N1	21-FEB-2011 10:42:03	Dark	43.500	99	Del Cen	2.5750	26000.	87	46948	No
58	GOM_NL__2PRFIN20110221_104446_000000453099_00382_46948_6959.N1	21-FEB-2011 10:44:46	Dark	44.500	113	Mu Vel	2.6920	5000.0	89	46948	No
59	GOM_NL__2PRFIN20110221_105746_000000473099_00382_46948_6960.N1	21-FEB-2011 10:57:46	Tw_i_and_stray	46.500	48	30Alp Hya	1.9770	4100.0	93	46948	No
60	GOM_NL__2PRFIN20110221_110430_000000473099_00382_46948_6961.N1	21-FEB-2011 11:04:30	Bright	47.000	22	32Alp Leo	1.3600	15200.	94	46948	No
61	GOM_NL__2PRFIN20110221_110748_000000423099_00382_46948_6962.N1	21-FEB-2011 11:07:48	Bright	41.500	166	17Eps Leo	2.9800	6000.0	83	46948	No
62	GOM_NL__2PRFIN20110221_111915_000000433099_00382_46948_6963.N1	21-FEB-2011 11:19:15	Bright	43.000	82	48Bet UMa	2.3650	10600.	86	46948	No
63	GOM_NL__2PRFIN20110221_112722_000000423099_00382_46948_6964.N1	21-FEB-2011 11:27:22	Bright	41.500	60	7Bet UMi	2.0810	3950.0	83	46948	No
64	GOM_NL__2PRFIN20110221_113210_000000453099_00382_46948_6965.N1	21-FEB-2011 11:32:10	Bright	44.500	119	14Eta Dra	2.7270	4700.0	89	46948	No
65	GOM_NL__2PRFIN20110221_113613_000000443099_00382_46948_6966.N1	21-FEB-2011 11:36:13	Bright	43.500	130	23Bet Dra	2.7990	5800.0	87	46948	No
66	GOM_NL__2PRFIN20110221_114048_000000413099_00382_46948_6967.N1	21-FEB-2011 11:40:48	Bright	41.000	5	3Alp Lyr	0.033000	11000.	82	46948	No
67	GOM_NL__2PRFIN20110221_114758_000000553099_00382_46948_6968.N1	21-FEB-2011 11:47:58	Bright	55.000	168	17Zet Aql	2.9860	11000.	110	46948	No
68	GOM_NL__2PRFIN20110221_115031_000000613099_00382_46948_6969.N1	21-FEB-2011 11:50:31	Tw_i_and_stray	60.500	59	55Alp Oph	2.0800	8900.0	121	46948	No
69	GOM_NL__2PRFIN20110221_115254_000000573099_00382_46948_6970.N1	21-FEB-2011 11:52:54	Tw_i_and_stray	56.500	126	60Bet Oph	2.7700	4250.0	113	46948	No
70	GOM_NL__2PRFIN20110221_115946_000000433099_00382_46948_6971.N1	21-FEB-2011 11:59:46	Dark	42.500	137	22Lam Sgr	2.8240	4400.0	85	46948	No
71	GOM_NL__2PRFIN20110221_120107_000000473099_00382_46948_6972.N1	21-FEB-2011 12:01:07	Dark	46.500	116	19Del Sgr	2.7000	4100.0	93	46948	No
72	GOM_NL__2PRFIN20110221_120438_000000523099_00382_46948_6973.N1	21-FEB-2011 12:04:38	Dark	51.500	25	35Lam Sco	1.6200	28000.	103	46948	No
73	GOM_NL__2PRFIN20110221_120612_000000583099_00382_46948_6974.N1	21-FEB-2011 12:06:12	Dark	58.000	16	21Alp Sco	1.0200	3000.0	116	46948	No
74	GOM_NL__2PRFIN20110221_121156_000000503099_00383_46949_7014.N1	21-FEB-2011 12:11:56	Dark	49.500	131	Gam Lup	2.8000	26000.	99	46949	No
75	GOM_NL__2PRFIN20110221_121630_000000413099_00383_46949_7015.N1	21-FEB-2011 12:16:30	Dark	40.500	10	Bet Cen	0.61000	28000.	81	46949	No
76	GOM_NL__2PRFIN20110221_121805_000000433099_00383_46949_7016.N1	21-FEB-2011 12:18:05	Dark	43.000	77	Eps Cen	2.3030	28000.	86	46949	No
77	GOM_NL__2PRFIN20110221_122013_000000583099_00383_46949_7017.N1	21-FEB-2011 12:20:13	Dark	58.000	26	Gam Cru	1.6240	2900.0	116	46949	No
78	GOM_NL__2PRFIN20110221_122218_000000433099_00383_46949_7018.N1	21-FEB-2011 12:22:18	Dark	43.000	99	Del Cen	2.5750	26000.	86	46949	No
79	GOM_NL__2PRFIN20110221_122500_000000393099_00383_46949_7019.N1	21-FEB-2011 12:25:00	Dark	39.000	113	Mu Vel	2.6920	5000.0	78	46949	No
80	GOM_NL__2PRFIN20110221_123800_000000493099_00383_46949_7020.N1	21-FEB-2011 12:38:00	Tw_i_and_stray	48.500	48	30Alp Hya	1.9770	4100.0	97	46949	No
81	GOM_NL__2PRFIN20110221_124444_000000483099_00383_46949_7021.N1	21-FEB-2011 12:44:44	Bright	47.500	22	32Alp Leo	1.3600	15200.	95	46949	No
82	GOM_NL__2PRFIN20110221_124802_000000433099_00383_46949_7022.N1	21-FEB-2011 12:48:02	Bright	42.500	166	17Eps Leo	2.9800	6000.0	85	46949	No
83	GOM_NL__2PRFIN20110221_125928_000000423099_00383_46949_7023.N1	21-FEB-2011 12:59:28	Bright	42.000	82	48Bet UMa	2.3650	10600.	84	46949	No
84	GOM_NL__2PRFIN20110221_130736_000000383099_00383_46949_7024.N1	21-FEB-2011 13:07:36	Bright	37.500	60	7Bet UMi	2.0810	3950.0	75	46949	No
85	GOM_NL__2PRFIN20110221_131224_000000443099_00383_46949_7025.N1	21-FEB-2011 13:12:24	Bright	44.000	119	14Eta Dra	2.7270	4700.0	88	46949	No
86	GOM_NL__2PRFIN20110221_131627_000000433099_00383_46949_7026.N1	21-FEB-2011 13:16:27	Bright	43.000	130	23Bet Dra	2.7990	5800.0	86	46949	No
87	GOM_NL__2PRFIN20110221_132102_000000453099_00383_46949_7027.N1	21-FEB-2011 13:21:02	Bright	44.500	5	3Alp Lyr	0.033000	11000.	89	46949	No
88	GOM_NL__2PRFIN20110221_132812_000000553099_00383_46949_7028.N1	21-FEB-2011 13:28:12	Bright	55.000	168	17Zet Aql	2.9860	11000.	110	46949	No
89	GOM_NL__2PRFIN20110221_133046_000000563099_00383_46949_7029.N1	21-FEB-2011 13:30:46	Tw_i_and_stray	56.000	59	55Alp Oph	2.0800	8900.0	112	46949	No
90	GOM_NL__2PRFIN20110221_133309_000000543099_00383_46949_7030.N1	21-FEB-2011 13:33:09	Tw_i_and_stray	53.500	126	60Bet Oph	2.7700	4250.0	107	46949	No
91	GOM_NL__2PRFIN20110221_134001_000000433099_00383_46949_7031.N1	21-FEB-2011 13:40:01	Dark	42.500	137	22Lam Sgr	2.8240	4400.0	85	46949	No
92	GOM_NL__2PRFIN20110221_134122_000000443099_00383_46949_7032.N1	21-FEB-2011 13:41:22	Dark	44.000	116	19Del Sgr	2.7000	4100.0	88	46949	No
93	GOM_NL__2PRFIN20110221_134452_000000493099_00383_46949_7033.N1	21-FEB-2011 13:44:52	Dark	49.000	25	35Lam Sco	1.6200	28000.	98	46949	No
94	GOM_NL__2PRFIN20110221_134627_000000593099_00383_46949_7034.N1	21-FEB-2011 13:46:27	Dark	58.500	16	21Alp Sco	1.0200	3000.0	117	46949	No
95	GOM_NL__2PRFIN20110221_135212_000000483099_00384_46950_7148.N1	21-FEB-2011 13:52:12	Dark	48.000	131	Gam Lup	2.8000	26000.	96	46950	No
96	GOM_NL__2PRFIN20110221_135645_000000453099_00384_46950_7149.N1	21-FEB-2011 13:56:45	Dark	45.000	10	Bet Cen	0.61000	28000.	90	46950	No
97	GOM_NL__2PRFIN20110221_135819_000000453099_00384_46950_7150.N1	21-FEB-2011 13:58:19	Dark	45.000	77	Eps Cen	2.3030	28000.	90	46950	No
98	GOM_NL__2PRFIN20110221_140028_000000573099_00384_46950_7151.N1	21-FEB-2011 14:00:28	Dark	56.500	26	Gam Cru	1.6240	2900.0	113	46950	No
99	GOM_NL__2PRFIN20110221_140232_000000433099_00384_46950_7152.N1	21-FEB-2011 14:02:32	Dark	43.000	99	Del Cen	2.5750	26000.	86	46950	No
100	GOM_NL__2PRFIN20110221_140515_000000413099_00384_46950_7153.N1	21-FEB-2011 14:05:15	Dark	41.000	113	Mu Vel	2.6920	5000.0	82	46950	No
101	GOM_NL__2PRFIN20110221_141815_000000483099_00384_46950_7154.N1	21-FEB-2011 14:18:15	Tw_i_and_stray	48.000	48	30Alp Hya	1.9770	4100.0	96	46950	No

102	GOM_NL__2PRFIN20110221_142457_000000473099_00384_46950_7155.N1	21-FEB-2011 14:24:57	Bright	46.500	22	32Alp Leo	1.3600	15200.	93	46950	No
103	GOM_NL__2PRFIN20110221_142816_000000433099_00384_46950_7156.N1	21-FEB-2011 14:28:16	Bright	42.500	166	17Eps Leo	2.9800	6000.0	85	46950	No
104	GOM_NL__2PRFIN20110221_143942_000000443099_00384_46950_7157.N1	21-FEB-2011 14:39:42	Bright	44.000	82	48Bet UMa	2.3650	10600.	88	46950	No
105	GOM_NL__2PRFIN20110221_144750_000000433099_00384_46950_7158.N1	21-FEB-2011 14:47:50	Bright	42.500	60	7Bet UMi	2.0810	3950.0	85	46950	No
106	GOM_NL__2PRFIN20110221_145238_000000453099_00384_46950_7159.N1	21-FEB-2011 14:52:38	Bright	45.000	119	14Eta Dra	2.7270	4700.0	90	46950	No
107	GOM_NL__2PRFIN20110221_145641_000000443099_00384_46950_7160.N1	21-FEB-2011 14:56:41	Bright	43.500	130	23Bet Dra	2.7990	5800.0	87	46950	No
108	GOM_NL__2PRFIN20110221_150116_000000393099_00384_46950_7161.N1	21-FEB-2011 15:01:16	Bright	39.000	5	3Alp Lyr	0.033000	11000.	78	46950	No
109	GOM_NL__2PRFIN20110221_150826_000000373099_00384_46950_7162.N1	21-FEB-2011 15:08:26	Bright	36.500	168	17Zet Aql	2.9860	11000.	73	46950	No
110	GOM_NL__2PRFIN20110221_151101_000000553099_00384_46950_7163.N1	21-FEB-2011 15:11:01	Tw_i_and_stray	55.000	59	55Alp Oph	2.0800	8900.0	110	46950	No
111	GOM_NL__2PRFIN20110221_151324_000000573099_00384_46950_7164.N1	21-FEB-2011 15:13:24	Tw_i_and_stray	56.500	126	60Bet Oph	2.7700	4250.0	113	46950	No
112	GOM_NL__2PRFIN20110221_152015_000000443099_00384_46950_7165.N1	21-FEB-2011 15:20:15	Dark	44.000	137	22Lam Sgr	2.8240	4400.0	88	46950	No
113	GOM_NL__2PRFIN20110221_152137_000000443099_00384_46950_7166.N1	21-FEB-2011 15:21:37	Dark	43.500	116	19Del Sgr	2.7000	4100.0	87	46950	No
114	GOM_NL__2PRFIN20110221_152507_000000463099_00384_46950_7167.N1	21-FEB-2011 15:25:07	Dark	45.500	25	35Lam Sco	1.6200	28000.	91	46950	No
115	GOM_NL__2PRFIN20110221_152642_000000593099_00384_46950_7168.N1	21-FEB-2011 15:26:42	Dark	58.500	16	21Alp Sco	1.0200	3000.0	117	46950	No
116	GOM_NL__2PRFIN20110221_153226_000000503099_00385_46951_7213.N1	21-FEB-2011 15:32:26	Dark	50.000	131	Gam Lup	2.8000	26000.	100	46951	No
117	GOM_NL__2PRFIN20110221_153700_000000473099_00385_46951_7214.N1	21-FEB-2011 15:37:00	Dark	46.500	10	Bet Cen	0.61000	28000.	93	46951	No
118	GOM_NL__2PRFIN20110221_153834_000000443099_00385_46951_7215.N1	21-FEB-2011 15:38:34	Dark	44.000	77	Eps Cen	2.3030	28000.	88	46951	No
119	GOM_NL__2PRFIN20110221_154043_000000493099_00385_46951_7216.N1	21-FEB-2011 15:40:43	Dark	49.000	26	Gam Cru	1.6240	2900.0	98	46951	No
120	GOM_NL__2PRFIN20110221_154247_000000423099_00385_46951_7217.N1	21-FEB-2011 15:42:47	Dark	42.000	99	Del Cen	2.5750	26000.	84	46951	No
121	GOM_NL__2PRFIN20110221_154529_000000463099_00385_46951_7218.N1	21-FEB-2011 15:45:29	Dark	45.500	113	Mu Vel	2.6920	5000.0	91	46951	No
122	GOM_NL__2PRFIN20110221_155828_000000483099_00385_46951_7219.N1	21-FEB-2011 15:58:28	Tw_i_and_stray	47.500	48	30Alp Hya	1.9770	4100.0	95	46951	No
123	GOM_NL__2PRFIN20110221_160511_000000483099_00385_46951_7220.N1	21-FEB-2011 16:05:11	Bright	48.000	22	32Alp Leo	1.3600	15200.	96	46951	No
124	GOM_NL__2PRFIN20110221_160830_000000433099_00385_46951_7221.N1	21-FEB-2011 16:08:30	Bright	42.500	166	17Eps Leo	2.9800	6000.0	85	46951	No
125	GOM_NL__2PRFIN20110221_161955_000000443099_00385_46951_7222.N1	21-FEB-2011 16:19:55	Bright	44.000	82	48Bet UMa	2.3650	10600.	88	46951	No
126	GOM_NL__2PRFIN20110221_162803_000000413099_00385_46951_7223.N1	21-FEB-2011 16:28:03	Bright	40.500	60	7Bet UMi	2.0810	3950.0	81	46951	No
127	GOM_NL__2PRFIN20110221_163251_000000453099_00385_46951_7224.N1	21-FEB-2011 16:32:51	Bright	44.500	119	14Eta Dra	2.7270	4700.0	89	46951	No
128	GOM_NL__2PRFIN20110221_163655_000000423099_00385_46951_7225.N1	21-FEB-2011 16:36:55	Bright	42.000	130	23Bet Dra	2.7990	5800.0	84	46951	No
129	GOM_NL__2PRFIN20110221_164130_000000423099_00385_46951_7226.N1	21-FEB-2011 16:41:30	Bright	41.500	5	3Alp Lyr	0.033000	11000.	83	46951	No
130	GOM_NL__2PRFIN20110221_164840_000000413099_00385_46951_7227.N1	21-FEB-2011 16:48:40	Bright	41.000	168	17Zet Aql	2.9860	11000.	82	46951	No
131	GOM_NL__2PRFIN20110221_165115_000000593099_00385_46951_7228.N1	21-FEB-2011 16:51:15	Tw_i_and_stray	59.000	59	55Alp Oph	2.0800	8900.0	118	46951	No
132	GOM_NL__2PRFIN20110221_165338_000000563099_00385_46951_7229.N1	21-FEB-2011 16:53:38	Tw_i_and_stray	56.000	126	60Bet Oph	2.7700	4250.0	112	46951	No
133	GOM_NL__2PRFIN20110221_170030_000000443099_00385_46951_7230.N1	21-FEB-2011 17:00:30	Dark	44.000	137	22Lam Sgr	2.8240	4400.0	88	46951	No
134	GOM_NL__2PRFIN20110221_170151_000000453099_00385_46951_7231.N1	21-FEB-2011 17:01:51	Dark	44.500	116	19Del Sgr	2.7000	4100.0	89	46951	No
135	GOM_NL__2PRFIN20110221_170522_000000483099_00385_46951_7232.N1	21-FEB-2011 17:05:22	Dark	47.500	25	35Lam Sco	1.6200	28000.	95	46951	No
136	GOM_NL__2PRFIN20110221_170658_000000743099_00385_46951_7233.N1	21-FEB-2011 17:06:58	Dark	73.500	16	21Alp Sco	1.0200	3000.0	147	46951	No
137	GOM_NL__2PRFIN20110221_171242_000000483099_00386_46952_7441.N1	21-FEB-2011 17:12:42	Dark	47.500	131	Gam Lup	2.8000	26000.	95	46952	No
138	GOM_NL__2PRFIN20110221_171555_000000473099_00386_46952_7442.N1	21-FEB-2011 17:15:55	Dark	46.500	4	Alp1Cen	-0.010000	5800.0	93	46952	No
139	GOM_NL__2PRFIN20110221_171714_000000473099_00386_46952_7443.N1	21-FEB-2011 17:17:14	Dark	46.500	10	Bet Cen	0.61000	28000.	93	46952	No
140	GOM_NL__2PRFIN20110221_171849_000000453099_00386_46952_7444.N1	21-FEB-2011 17:18:49	Dark	44.500	77	Eps Cen	2.3030	28000.	89	46952	No
141	GOM_NL__2PRFIN20110221_172057_000000583099_00386_46952_7445.N1	21-FEB-2011 17:20:57	Dark	58.000	26	Gam Cru	1.6240	2900.0	116	46952	No
142	GOM_NL__2PRFIN20110221_172301_000000473099_00386_46952_7446.N1	21-FEB-2011 17:23:01	Dark	46.500	99	Del Cen	2.5750	26000.	93	46952	No
143	GOM_NL__2PRFIN20110221_172544_000000423099_00386_46952_7447.N1	21-FEB-2011 17:25:44	Dark	41.500	113	Mu Vel	2.6920	5000.0	83	46952	No
144	GOM_NL__2PRFIN20110221_173843_000000403099_00386_46952_7448.N1	21-FEB-2011 17:38:43	Tw_i_and_stray	39.500	48	30Alp Hya	1.9770	4100.0	79	46952	No
145	GOM_NL__2PRFIN20110221_174525_000000453099_00386_46952_7449.N1	21-FEB-2011 17:45:25	Bright	44.500	22	32Alp Leo	1.3600	15200.	89	46952	No
146	GOM_NL__2PRFIN20110221_174843_000000423099_00386_46952_7450.N1	21-FEB-2011 17:48:43	Bright	42.000	166	17Eps Leo	2.9800	6000.0	84	46952	No
147	GOM_NL__2PRFIN20110221_180009_000000443099_00386_46952_7451.N1	21-FEB-2011 18:00:09	Bright	43.500	82	48Bet UMa	2.3650	10600.	87	46952	No
148	GOM_NL__2PRFIN20110221_180817_000000403099_00386_46952_7452.N1	21-FEB-2011 18:08:17	Bright	40.000	60	7Bet UMi	2.0810	3950.0	80	46952	No
149	GOM_NL__2PRFIN20110221_181305_000000453099_00386_46952_7453.N1	21-FEB-2011 18:13:05	Bright	45.000	119	14Eta Dra	2.7270	4700.0	90	46952	No
150	GOM_NL__2PRFIN20110221_181709_000000633099_00386_46952_7454.N1	21-FEB-2011 18:17:09	Bright	63.000	130	23Bet Dra	2.7990	5800.0	126	46952	No
151	GOM_NL__2PRFIN20110221_182144_000000413099_00386_46952_7455.N1	21-FEB-2011 18:21:44	Bright	40.500	5	3Alp Lyr	0.033000	11000.	81	46952	No
152	GOM_NL__2PRFIN20110221_182855_000000553099_00386_46952_7456.N1	21-FEB-2011 18:28:55	Bright	55.000	168	17Zet Aql	2.9860	11000.	110	46952	No
153	GOM_NL__2PRFIN20110221_183130_000000603099_00386_46952_7457.N1	21-FEB-2011 18:31:30	Tw_i_and_stray	59.500	59	55Alp Oph	2.0800	8900.0	119	46952	No
154	GOM_NL__2PRFIN20110221_183353_000000573099_00386_46952_7458.N1	21-FEB-2011 18:33:53	Tw_i_and_stray	57.000	126	60Bet Oph	2.7700	4250.0	114	46952	No
155	GOM_NL__2PRFIN20110221_184044_000000433099_00386_46952_7459.N1	21-FEB-2011 18:40:44	Dark	43.000	137	22Lam Sgr	2.8240	4400.0	86	46952	No
156	GOM_NL__2PRFIN20110221_184206_000000423099_00386_46952_7460.N1	21-FEB-2011 18:42:06	Dark	42.000	116	19Del Sgr	2.7000	4100.0	84	46952	No
157	GOM_NL__2PRFIN20110221_184537_000000443099_00386_46952_7461.N1	21-FEB-2011 18:45:37	Dark	43.500	25	35Lam Sco	1.6200	28000.	87	46952	No
158	GOM_NL__2PRFIN20110221_185257_000000493099_00387_46953_7500.N1	21-FEB-2011 18:52:57	Dark	48.500	131	Gam Lup	2.8000	26000.	97	46953	No
159	GOM_NL__2PRFIN20110221_185609_000000433099_00387_46953_7501.N1	21-FEB-2011 18:56:09	Dark	43.000	4	Alp1Cen	-0.010000	5800.0	86	46953	No
160	GOM_NL__2PRFIN20110221_185729_000000513099_00387_46953_7502.N1	21-FEB-2011 18:57:29	Dark	51.000	10	Bet Cen	0.61000	28000.	102	46953	No

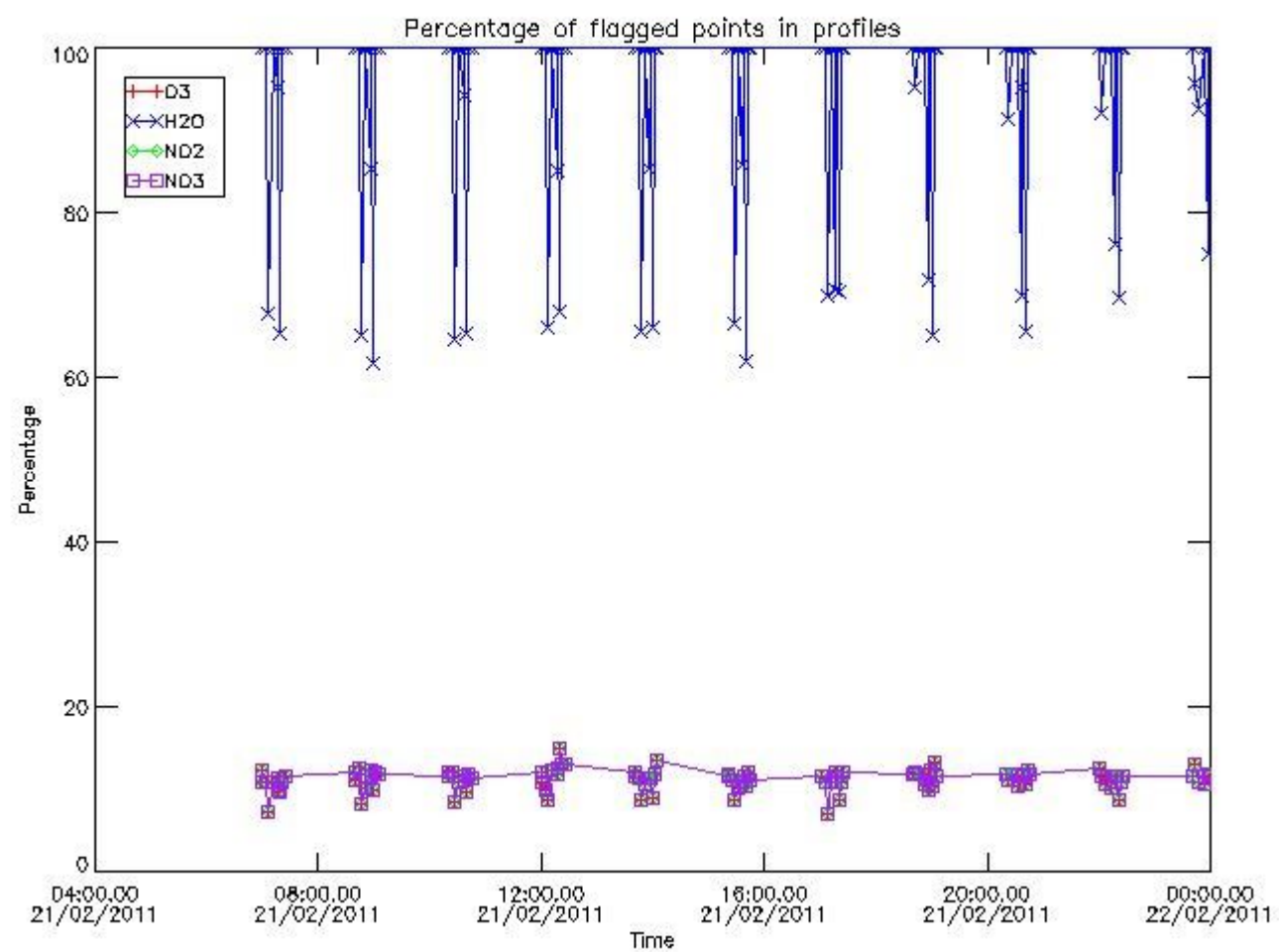
161	GOM_NL__2PRFIN20110221_185903_000000463099_00387_46953_7503.N1	21-FEB-2011 18:59:03	Dark	45.500	77	Eps Cen	2.3030	28000.	91	46953	No
162	GOM_NL__2PRFIN20110221_190112_000000543099_00387_46953_7504.N1	21-FEB-2011 19:01:12	Dark	53.500	26	Gam Cru	1.6240	2900.0	107	46953	No
163	GOM_NL__2PRFIN20110221_190316_000000433099_00387_46953_7505.N1	21-FEB-2011 19:03:16	Dark	42.500	99	Del Cen	2.5750	26000.	85	46953	No
164	GOM_NL__2PRFIN20110221_190558_000000443099_00387_46953_7506.N1	21-FEB-2011 19:05:58	Dark	44.000	113	Mu Vel	2.6920	5000.0	88	46953	No
165	GOM_NL__2PRFIN20110221_191857_000000463099_00387_46953_7507.N1	21-FEB-2011 19:18:57	Tw_i_and_stray	46.000	48	30Alp Hya	1.9770	4100.0	92	46953	No
166	GOM_NL__2PRFIN20110221_192538_000000463099_00387_46953_7508.N1	21-FEB-2011 19:25:38	Bright	46.000	22	32Alp Leo	1.3600	15200.	92	46953	No
167	GOM_NL__2PRFIN20110221_192857_000000423099_00387_46953_7509.N1	21-FEB-2011 19:28:57	Bright	42.000	166	17Eps Leo	2.9800	6000.0	84	46953	No
168	GOM_NL__2PRFIN20110221_194022_000000433099_00387_46953_7510.N1	21-FEB-2011 19:40:22	Bright	43.000	82	48Bet UMa	2.3650	10600.	86	46953	No
169	GOM_NL__2PRFIN20110221_194831_000000413099_00387_46953_7511.N1	21-FEB-2011 19:48:31	Bright	40.500	60	7Bet UMi	2.0810	3950.0	81	46953	No
170	GOM_NL__2PRFIN20110221_195319_000000413099_00387_46953_7512.N1	21-FEB-2011 19:53:19	Bright	41.000	119	14Eta Dra	2.7270	4700.0	82	46953	No
171	GOM_NL__2PRFIN20110221_195722_000000453099_00387_46953_7513.N1	21-FEB-2011 19:57:22	Bright	44.500	130	23Bet Dra	2.7990	5800.0	89	46953	No
172	GOM_NL__2PRFIN20110221_200159_000000413099_00387_46953_7514.N1	21-FEB-2011 20:01:59	Bright	41.000	5	3Alp Lyr	0.033000	11000.	82	46953	No
173	GOM_NL__2PRFIN20110221_200909_000000473099_00387_46953_7515.N1	21-FEB-2011 20:09:09	Bright	46.500	168	17Zet Aql	2.9860	11000.	93	46953	No
174	GOM_NL__2PRFIN20110221_201144_000000583099_00387_46953_7516.N1	21-FEB-2011 20:11:44	Tw_i_and_stray	57.500	59	55Alp Oph	2.0800	8900.0	115	46953	No
175	GOM_NL__2PRFIN20110221_201408_000000573099_00387_46953_7517.N1	21-FEB-2011 20:14:08	Tw_i_and_stray	57.000	126	60Bet Oph	2.7700	4250.0	114	46953	No
176	GOM_NL__2PRFIN20110221_202059_000000433099_00387_46953_7518.N1	21-FEB-2011 20:20:59	Dark	43.000	137	22Lam Sgr	2.8240	4400.0	86	46953	No
177	GOM_NL__2PRFIN20110221_202220_000000463099_00387_46953_7519.N1	21-FEB-2011 20:22:20	Dark	46.000	116	19Del Sgr	2.7000	4100.0	92	46953	No
178	GOM_NL__2PRFIN20110221_202551_000000433099_00387_46953_7520.N1	21-FEB-2011 20:25:51	Dark	43.000	25	35Lam Sco	1.6200	28000.	86	46953	No
179	GOM_NL__2PRFIN20110221_203312_000000493099_00388_46954_7569.N1	21-FEB-2011 20:33:12	Dark	49.000	131	Gam Lup	2.8000	26000.	98	46954	No
180	GOM_NL__2PRFIN20110221_203624_000000443099_00388_46954_7570.N1	21-FEB-2011 20:36:24	Dark	43.500	4	Alp1Cen	-0.010000	5800.0	87	46954	No
181	GOM_NL__2PRFIN20110221_203743_000000433099_00388_46954_7571.N1	21-FEB-2011 20:37:43	Dark	43.000	10	Bet Cen	0.61000	28000.	86	46954	No
182	GOM_NL__2PRFIN20110221_203918_000000443099_00388_46954_7572.N1	21-FEB-2011 20:39:18	Dark	44.000	77	Eps Cen	2.3030	28000.	88	46954	No
183	GOM_NL__2PRFIN20110221_204126_000000493099_00388_46954_7573.N1	21-FEB-2011 20:41:26	Dark	48.500	26	Gam Cru	1.6240	2900.0	97	46954	No
184	GOM_NL__2PRFIN20110221_204331_000000423099_00388_46954_7574.N1	21-FEB-2011 20:43:31	Dark	41.500	99	Del Cen	2.5750	26000.	83	46954	No
185	GOM_NL__2PRFIN20110221_204612_000000433099_00388_46954_7575.N1	21-FEB-2011 20:46:12	Dark	43.000	113	Mu Vel	2.6920	5000.0	86	46954	No
186	GOM_NL__2PRFIN20110221_205911_000000493099_00388_46954_7576.N1	21-FEB-2011 20:59:11	Tw_i_and_stray	48.500	48	30Alp Hya	1.9770	4100.0	97	46954	No
187	GOM_NL__2PRFIN20110221_210552_000000473099_00388_46954_7577.N1	21-FEB-2011 21:05:52	Bright	47.000	22	32Alp Leo	1.3600	15200.	94	46954	No
188	GOM_NL__2PRFIN20110221_210911_000000403099_00388_46954_7578.N1	21-FEB-2011 21:09:11	Bright	40.000	166	17Eps Leo	2.9800	6000.0	80	46954	No
189	GOM_NL__2PRFIN20110221_212036_000000443099_00388_46954_7579.N1	21-FEB-2011 21:20:36	Bright	44.000	82	48Bet UMa	2.3650	10600.	88	46954	No
190	GOM_NL__2PRFIN20110221_212845_000000423099_00388_46954_7580.N1	21-FEB-2011 21:28:45	Bright	41.500	60	7Bet UMi	2.0810	3950.0	83	46954	No
191	GOM_NL__2PRFIN20110221_213332_000000453099_00388_46954_7581.N1	21-FEB-2011 21:33:32	Bright	45.000	119	14Eta Dra	2.7270	4700.0	90	46954	No
192	GOM_NL__2PRFIN20110221_213736_000000443099_00388_46954_7582.N1	21-FEB-2011 21:37:36	Bright	44.000	130	23Bet Dra	2.7990	5800.0	88	46954	No
193	GOM_NL__2PRFIN20110221_214213_000000403099_00388_46954_7583.N1	21-FEB-2011 21:42:13	Bright	39.500	5	3Alp Lyr	0.033000	11000.	79	46954	No
194	GOM_NL__2PRFIN20110221_214923_000000553099_00388_46954_7584.N1	21-FEB-2011 21:49:23	Bright	55.000	168	17Zet Aql	2.9860	11000.	110	46954	No
195	GOM_NL__2PRFIN20110221_215159_000000583099_00388_46954_7585.N1	21-FEB-2011 21:51:59	Tw_i_and_stray	57.500	59	55Alp Oph	2.0800	8900.0	115	46954	No
196	GOM_NL__2PRFIN20110221_215423_000000533099_00388_46954_7586.N1	21-FEB-2011 21:54:23	Tw_i_and_stray	53.000	126	60Bet Oph	2.7700	4250.0	106	46954	No
197	GOM_NL__2PRFIN20110221_220113_000000413099_00388_46954_7587.N1	21-FEB-2011 22:01:13	Dark	40.500	137	22Lam Sgr	2.8240	4400.0	81	46954	No
198	GOM_NL__2PRFIN20110221_220235_000000453099_00388_46954_7588.N1	21-FEB-2011 22:02:35	Dark	44.500	116	19Del Sgr	2.7000	4100.0	89	46954	No
199	GOM_NL__2PRFIN20110221_220606_000000493099_00388_46954_7589.N1	21-FEB-2011 22:06:06	Dark	48.500	25	35Lam Sco	1.6200	28000.	97	46954	No
200	GOM_NL__2PRFIN20110221_221327_000000503099_00389_46955_7611.N1	21-FEB-2011 22:13:27	Dark	50.000	131	Gam Lup	2.8000	26000.	100	46955	No
201	GOM_NL__2PRFIN20110221_221638_000000453099_00389_46955_7612.N1	21-FEB-2011 22:16:38	Dark	44.500	4	Alp1Cen	-0.010000	5800.0	89	46955	No
202	GOM_NL__2PRFIN20110221_221758_000000453099_00389_46955_7613.N1	21-FEB-2011 22:17:58	Dark	44.500	10	Bet Cen	0.61000	28000.	89	46955	No
203	GOM_NL__2PRFIN20110221_221933_000000443099_00389_46955_7614.N1	21-FEB-2011 22:19:33	Dark	44.000	77	Eps Cen	2.3030	28000.	88	46955	No
204	GOM_NL__2PRFIN20110221_222141_000000583099_00389_46955_7615.N1	21-FEB-2011 22:21:41	Dark	58.000	26	Gam Cru	1.6240	2900.0	116	46955	No
205	GOM_NL__2PRFIN20110221_222345_000000483099_00389_46955_7616.N1	21-FEB-2011 22:23:45	Dark	47.500	99	Del Cen	2.5750	26000.	95	46955	No
206	GOM_NL__2PRFIN20110221_222627_000000443099_00389_46955_7617.N1	21-FEB-2011 22:26:27	Dark	44.000	113	Mu Vel	2.6920	5000.0	88	46955	No
207	GOM_NL__2PRFIN20110221_223925_000000473099_00389_46955_7618.N1	21-FEB-2011 22:39:25	Tw_i_and_stray	46.500	48	30Alp Hya	1.9770	4100.0	93	46955	No
208	GOM_NL__2PRFIN20110221_224606_000000473099_00389_46955_7619.N1	21-FEB-2011 22:46:06	Bright	47.000	22	32Alp Leo	1.3600	15200.	94	46955	No
209	GOM_NL__2PRFIN20110221_224924_000000413099_00389_46955_7620.N1	21-FEB-2011 22:49:24	Bright	41.000	166	17Eps Leo	2.9800	6000.0	82	46955	No
210	GOM_NL__2PRFIN20110221_230049_000000443099_00389_46955_7621.N1	21-FEB-2011 23:00:49	Bright	43.500	82	48Bet UMa	2.3650	10600.	87	46955	No
211	GOM_NL__2PRFIN20110221_230858_000000413099_00389_46955_7622.N1	21-FEB-2011 23:08:58	Bright	41.000	60	7Bet UMi	2.0810	3950.0	82	46955	No
212	GOM_NL__2PRFIN20110221_231346_000000453099_00389_46955_7623.N1	21-FEB-2011 23:13:46	Bright	44.500	119	14Eta Dra	2.7270	4700.0	89	46955	No
213	GOM_NL__2PRFIN20110221_231750_000000433099_00389_46955_7624.N1	21-FEB-2011 23:17:50	Bright	43.000	130	23Bet Dra	2.7990	5800.0	86	46955	No
214	GOM_NL__2PRFIN20110221_232227_000000383099_00389_46955_7625.N1	21-FEB-2011 23:22:27	Bright	37.500	5	3Alp Lyr	0.033000	11000.	75	46955	No
215	GOM_NL__2PRFIN20110221_232937_000000553099_00389_46955_7626.N1	21-FEB-2011 23:29:37	Bright	55.000	168	17Zet Aql	2.9860	11000.	110	46955	No
216	GOM_NL__2PRFIN20110221_233214_000000563099_00389_46955_7627.N1	21-FEB-2011 23:32:14	Tw_i_and_stray	56.000	59	55Alp Oph	2.0800	8900.0	112	46955	No
217	GOM_NL__2PRFIN20110221_233437_000000563099_00389_46955_7628.N1	21-FEB-2011 23:34:37	Tw_i_and_stray	56.000	126	60Bet Oph	2.7700	4250.0	112	46955	No
218	GOM_NL__2PRFIN20110221_234128_000000443099_00389_46955_7629.N1	21-FEB-2011 23:41:28	Dark	44.000	137	22Lam Sgr	2.8240	4400.0	88	46955	No
219	GOM_NL__2PRFIN20110221_234249_000000473099_00389_46955_7630.N1	21-FEB-2011 23:42:49	Dark	46.500	116	19Del Sgr	2.7000	4100.0	93	46955	No

220	GOM_NL__2PRFIN20110221_234621_000000483099_00389_46955_7631.N1	21-FEB-2011 23:46:21	Dark	47.500	25	35Lam Sco	1.6200	28000.	95	46955	No
221	GOM_NL__2PRFIN20110221_235342_000000493099_00390_46956_7644.N1	21-FEB-2011 23:53:42	Dark	48.500	131	Gam Lup	2.8000	26000.	97	46956	No
222	GOM_NL__2PRFIN20110221_235653_000000453099_00390_46956_7645.N1	21-FEB-2011 23:56:53	Dark	44.500	4	Alp1Cen	-0.010000	5800.0	89	46956	No
223	GOM_NL__2PRFIN20110221_235813_000000433099_00390_46956_7646.N1	21-FEB-2011 23:58:13	Dark	43.000	10	Bet Cen	0.61000	28000.	86	46956	No
224	GOM_NL__2PRFIN20110221_235948_000000453099_00390_46956_7647.N1	21-FEB-2011 23:59:48	Dark	44.500	77	Eps Cen	2.3030	28000.	89	46956	No

3. Quality information per product

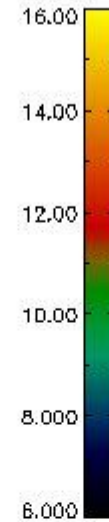
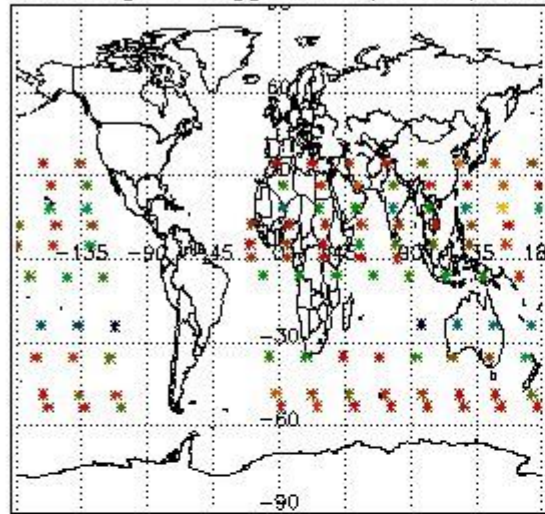
In this section it is plotted some information contained in the Quality Summary data set of the level 2 products. Only products in dark limb conditions and without errors (error flag in the MPH set to "0") are used.

3.1 Plot quality information per product (time dependant)

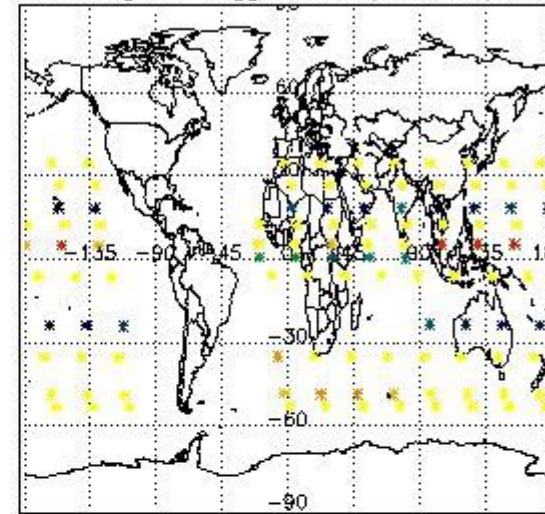


3.2 Plot quality information per product (world map)

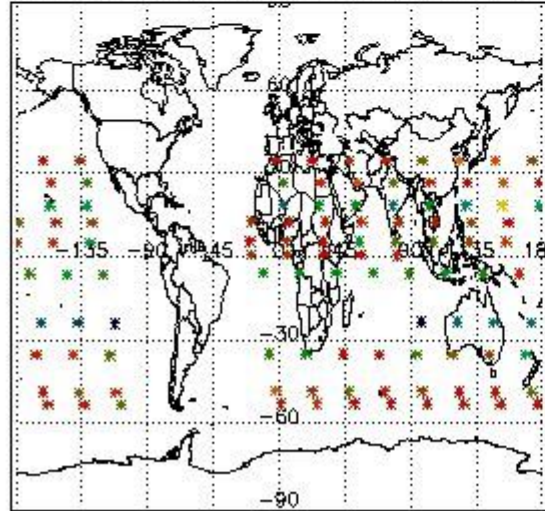
Percentage of flagged data per O3 profile



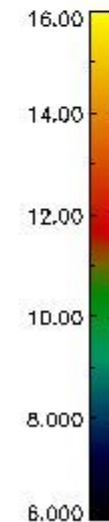
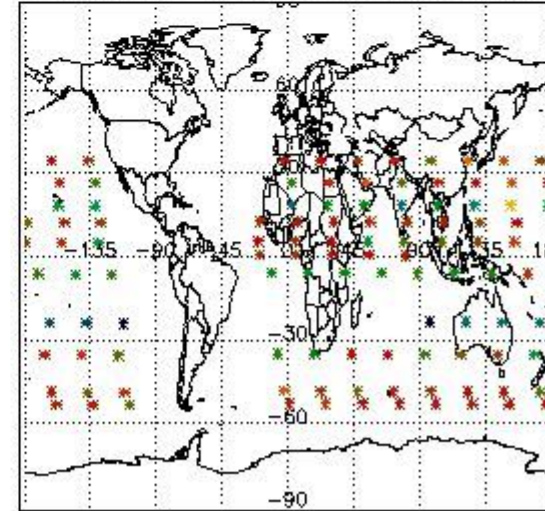
Percentage of flagged data per H2O profile



Percentage of flagged data per NO2 profile



Percentage of flagged data per NO3 profile

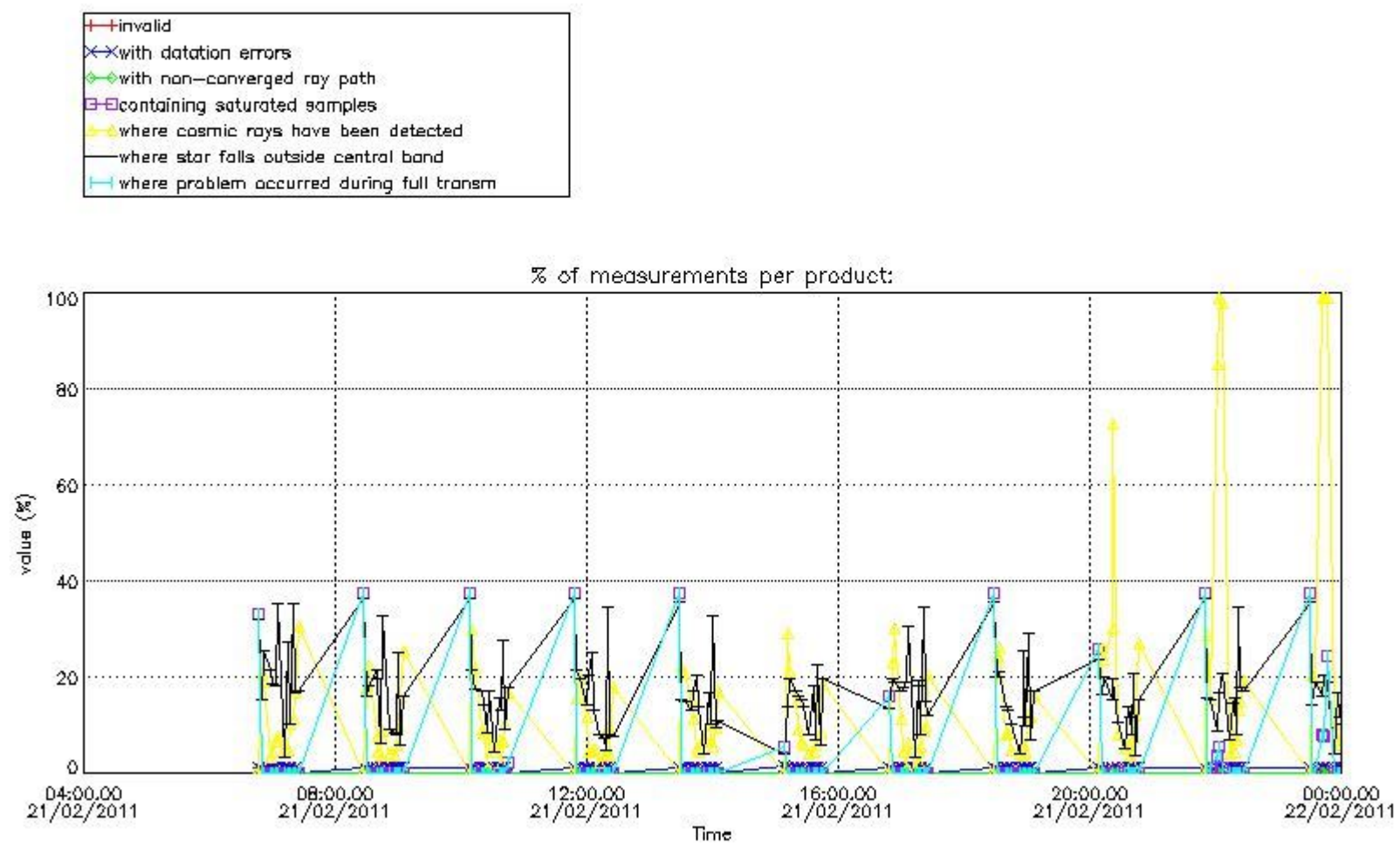


4. Level 1 quality information per product

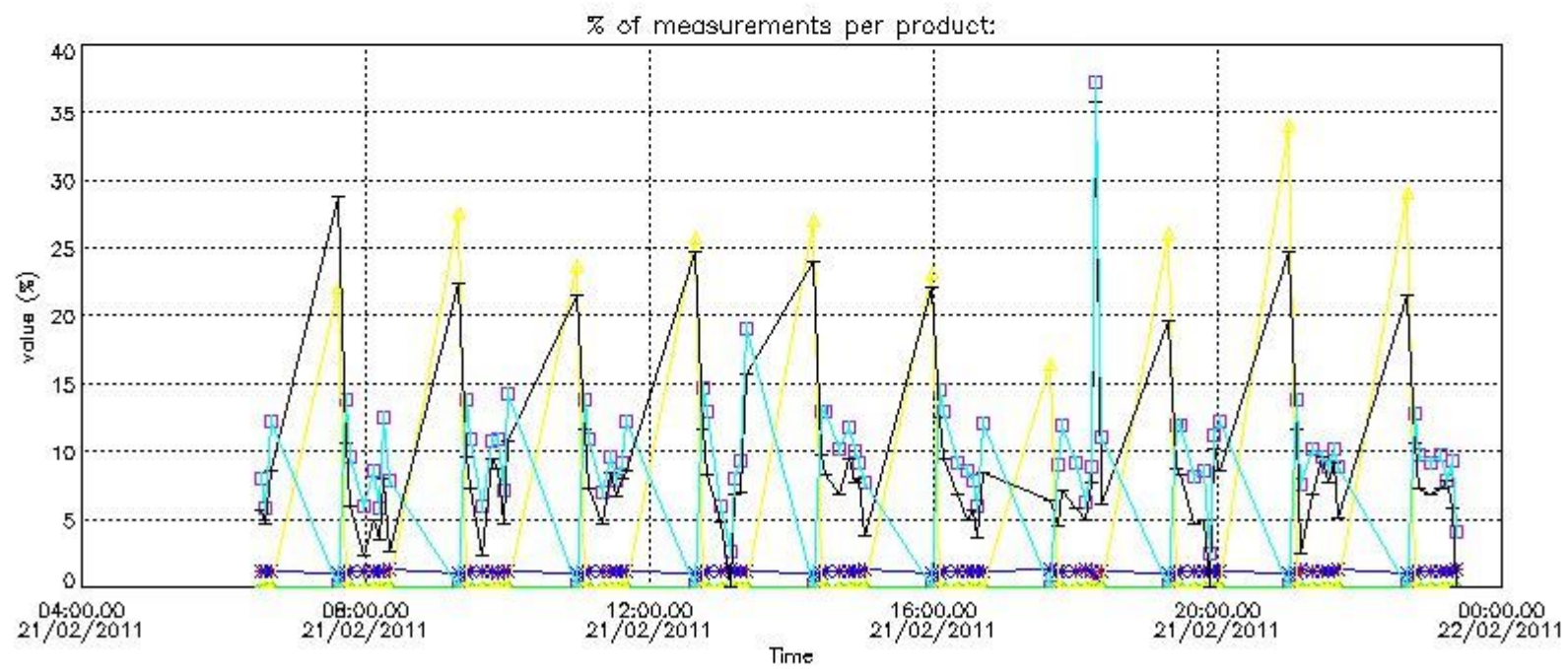
In this section it is plotted some information contained in the Quality Summary data set of the level 2 products that comes from the level 1b processing. Products without errors (error flag in the MPH set to "0") are used.

4.1 Plot quality information per product (time dependant) coming from level 1b processing

4.1.1 Plot level 1 quality information per product (time dependant): ENVISAT ASCENDING passes



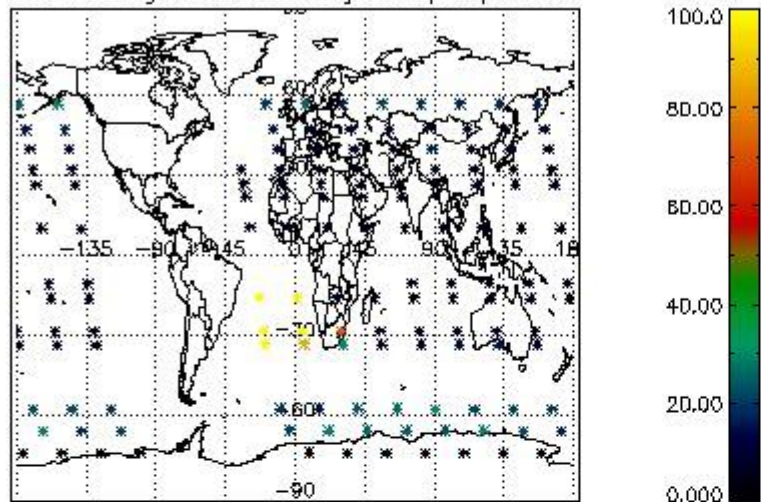
4.1.2 Plot level 1 quality information per product (time dependant): ENVI SAT DESCENDING passes



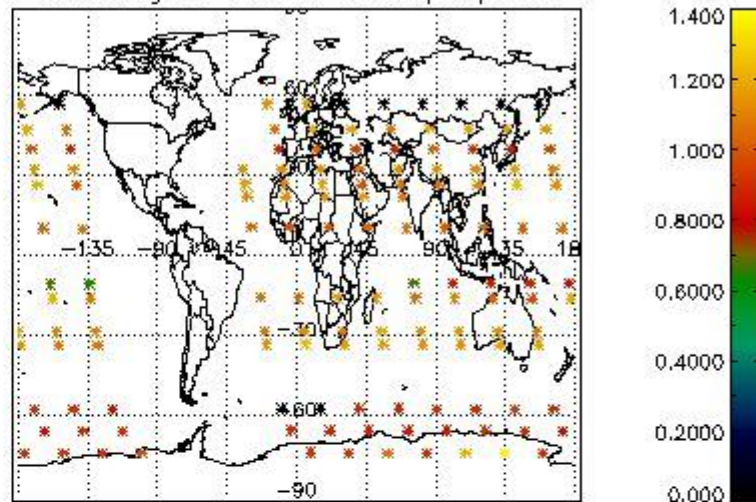
4.2 Plot quality information per product coming from level 1b processing (world map)

4.2.1 Plot level 1 quality information per product (world map): ENVISAT ASCENDING passes

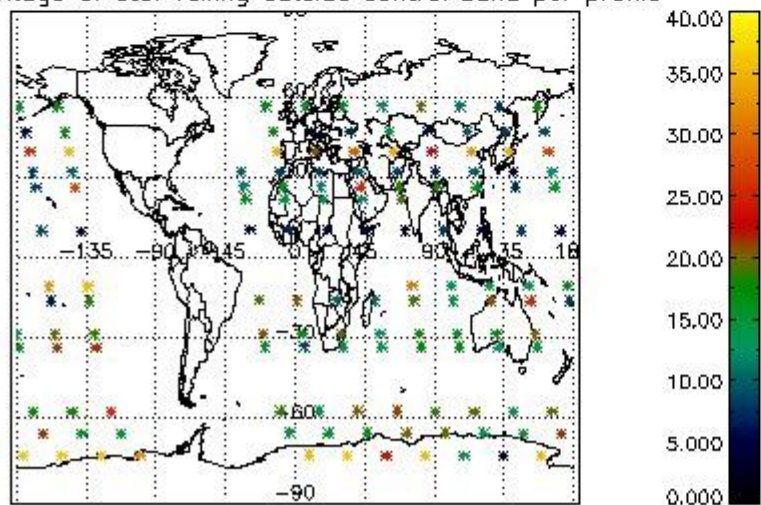
Percentage of cosmic ray hits per profile



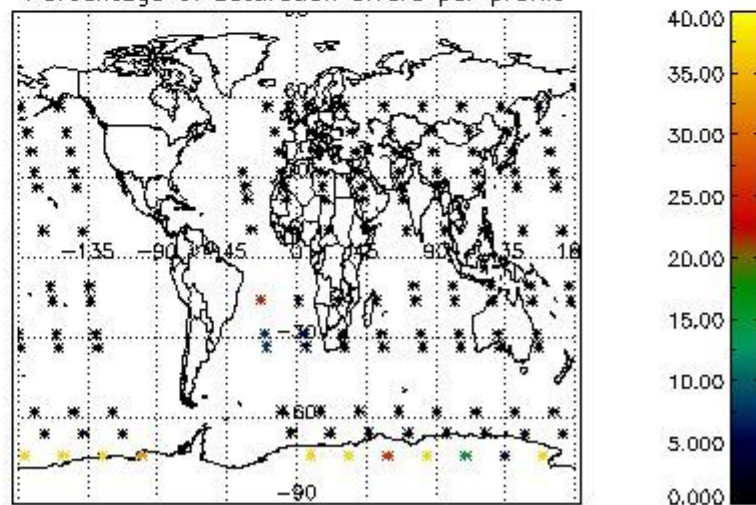
Percentage of datation errors per profile



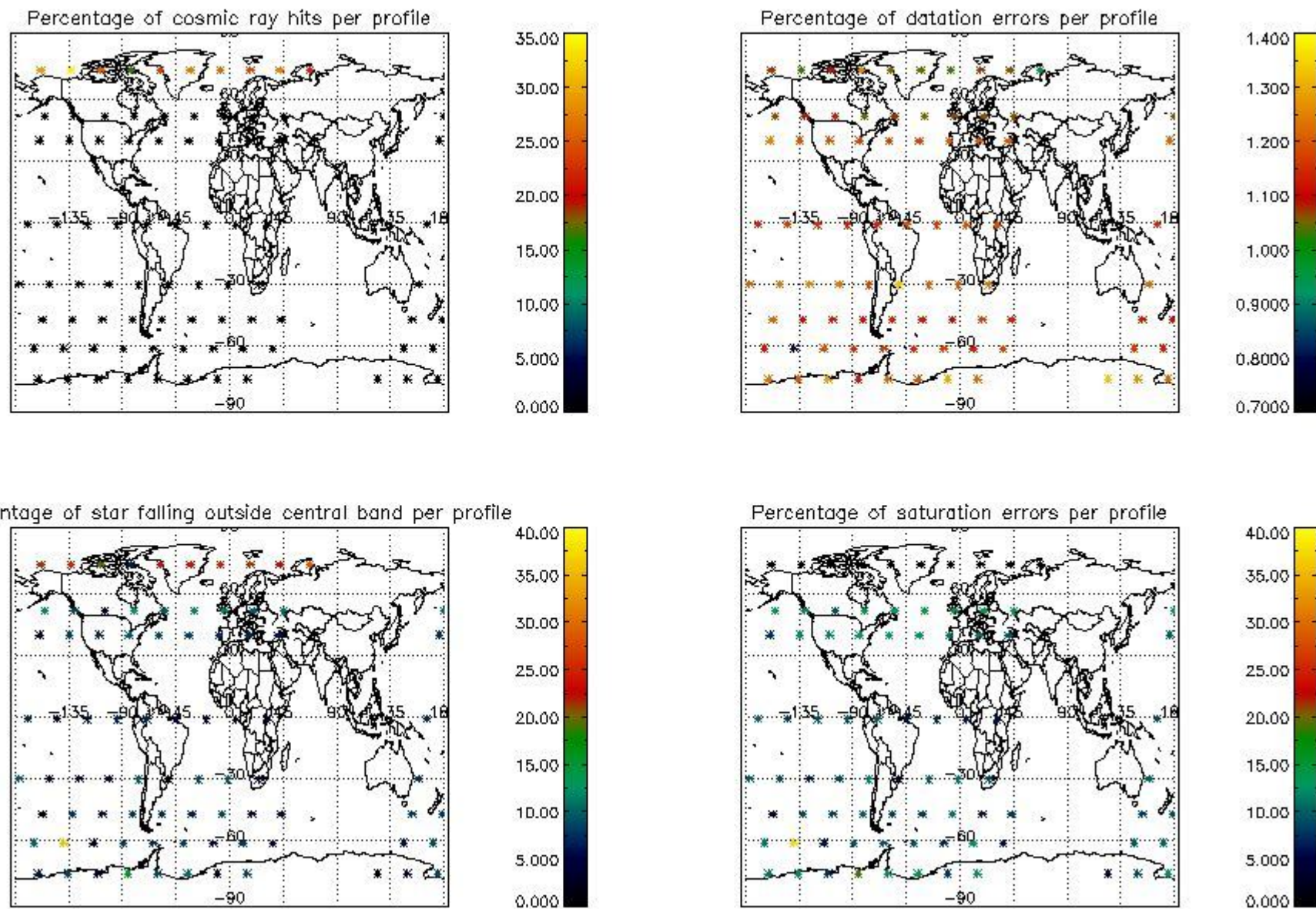
Percentage of star falling outside central band per profile



Percentage of saturation errors per profile



4.2.2 Plot level 1 quality information per product (world map): ENVISAT DESCENDING passes



5. Trace gas profiles

5.1 Ozone statistics based on quality of products

The final quality of the products can be "measured" using the STD (Standard Deviation) attached to every point profile. This information is written to the parameter GOM_NL__2P/NL_LOCAL_SPECIES_DENSITY/o3_std of the level 2 products. The table below shows the statistics for given STD ranges.

The statistics are given with respect to the overall valid production:

- Products without fatal errors: GOM_NL__2P/MPH/PRODUCT_ERR=0
- Valid point profile: GOM_NL__2P/NL_LOCAL_SPECIES_DENSITY/pcd(0)=0

The 'Criteria' is applied to valid points of dark limb products:

- Products in dark limb illumination condition: GOM_NL__2P/NL_SUMMARY_QUALITY/obs_ill_cond=0
- Products without fatal errors: GOM_NL__2P/MPH/PRODUCT_ERR=0
- Valid point profile: GOM_NL__2P/NL_LOCAL_SPECIES_DENSITY/pcd(0)=0

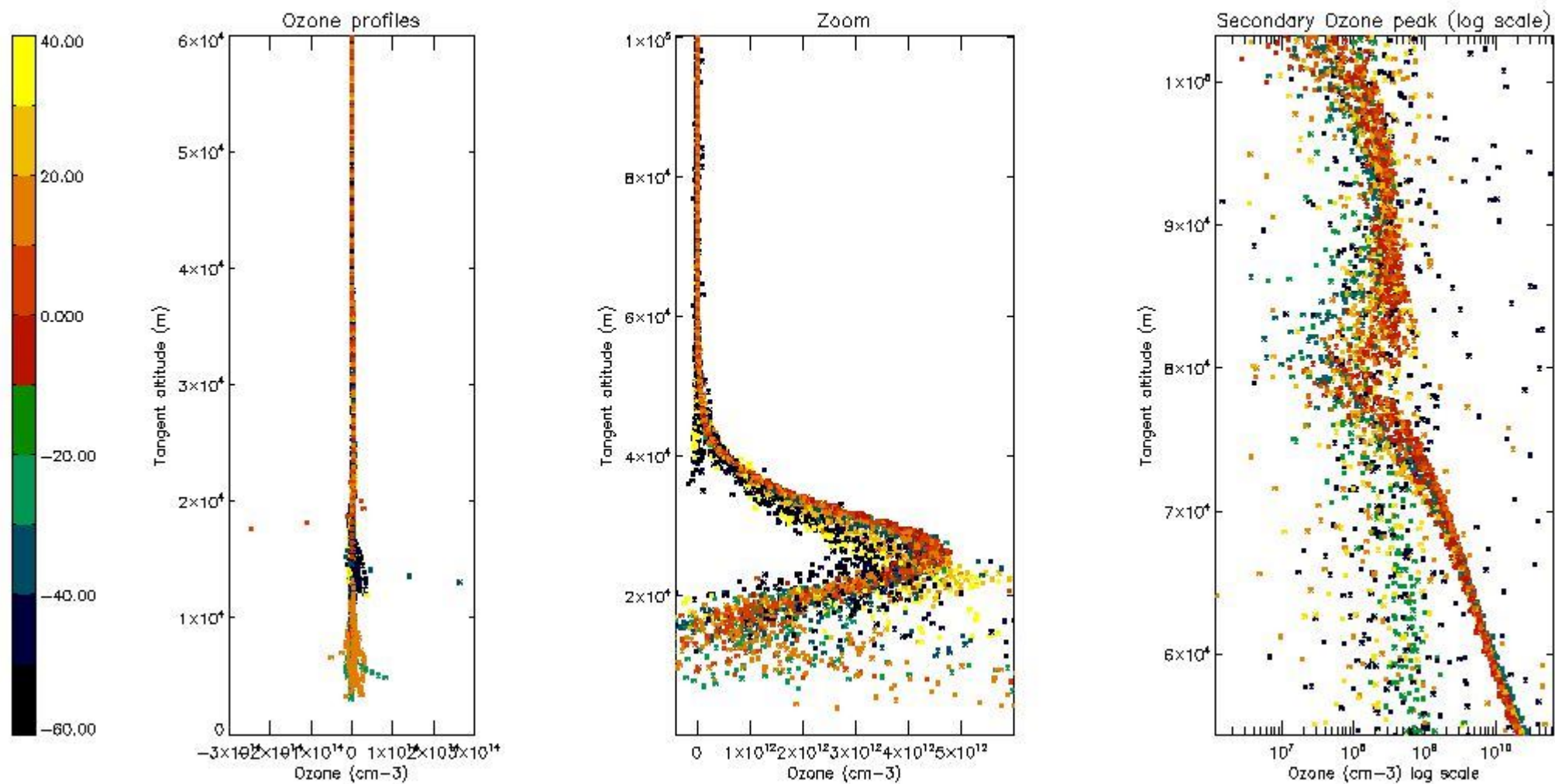
So, the table below shows the percentage of dark limb and valid observations for each criteria with respect to the overall valid daily observations.

Criteria	% of total production
All STD	49
STD < 20	23

STD < 10	17
STD < 5	13

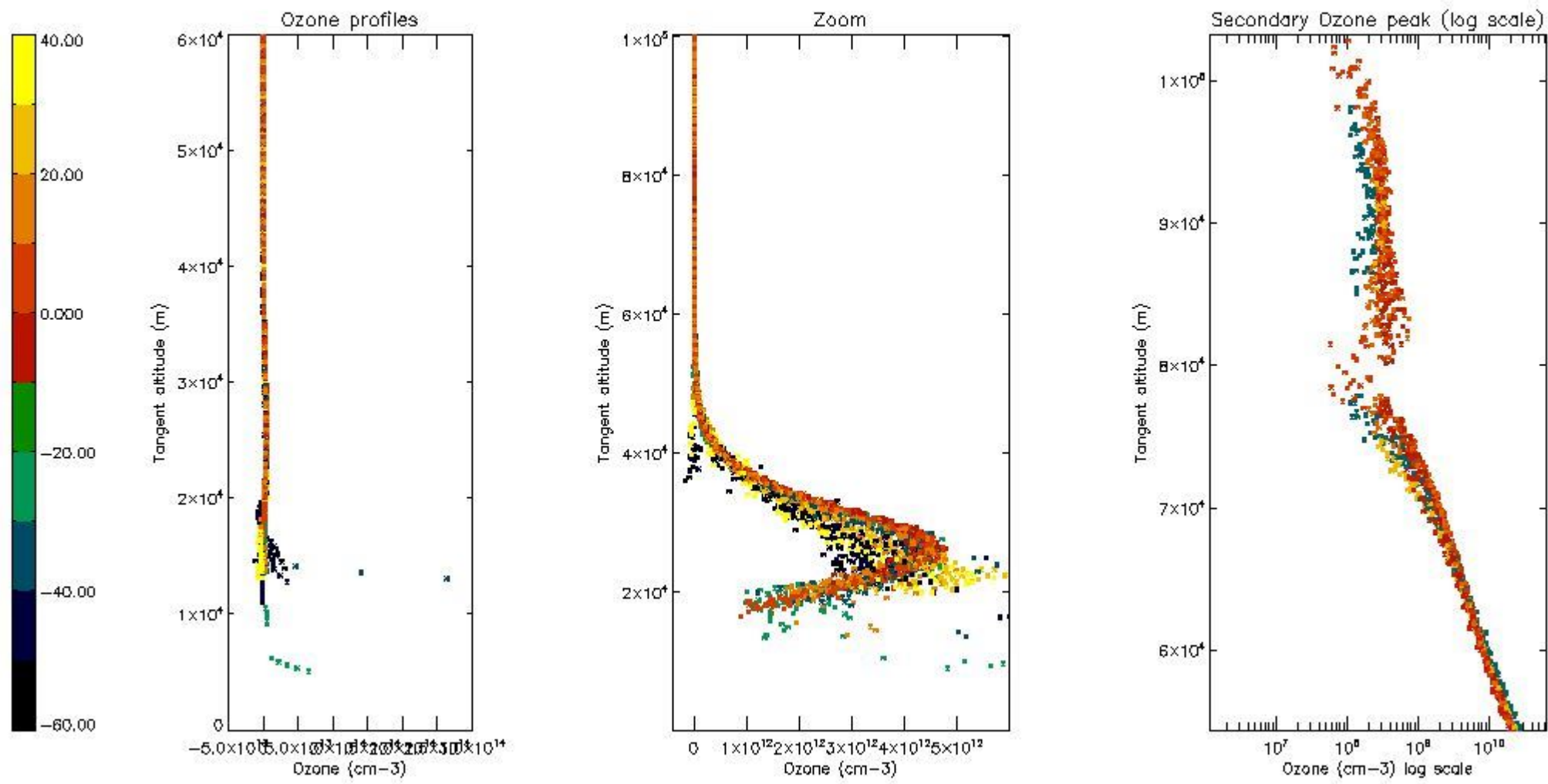
5.2 Plot ozone profiles for all STD (dark without errors)

The colorbar represents the latitude.



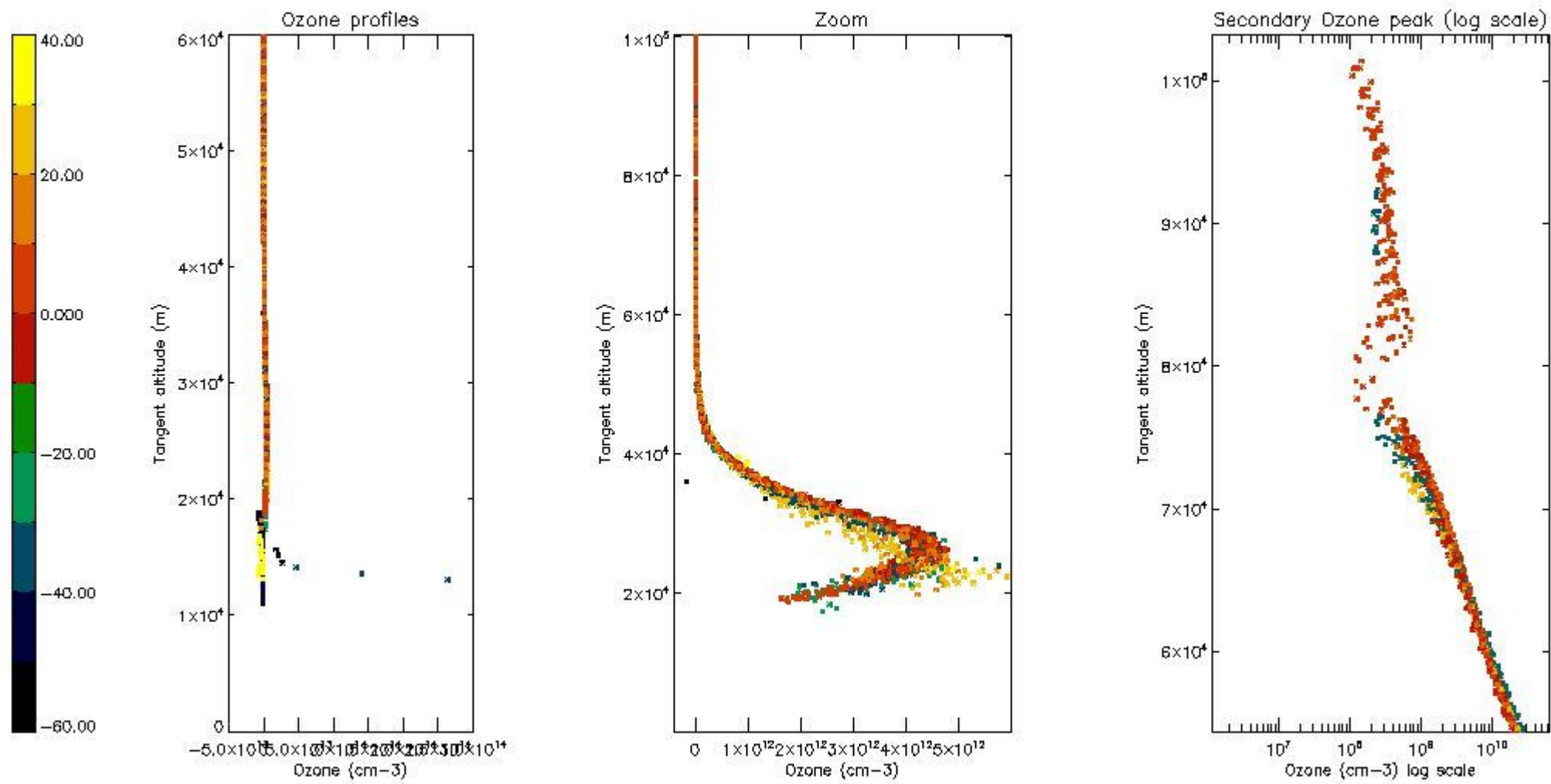
5.3 Plot ozone profiles where STD < 20% (dark without errors)

The colorbar represents the latitude.



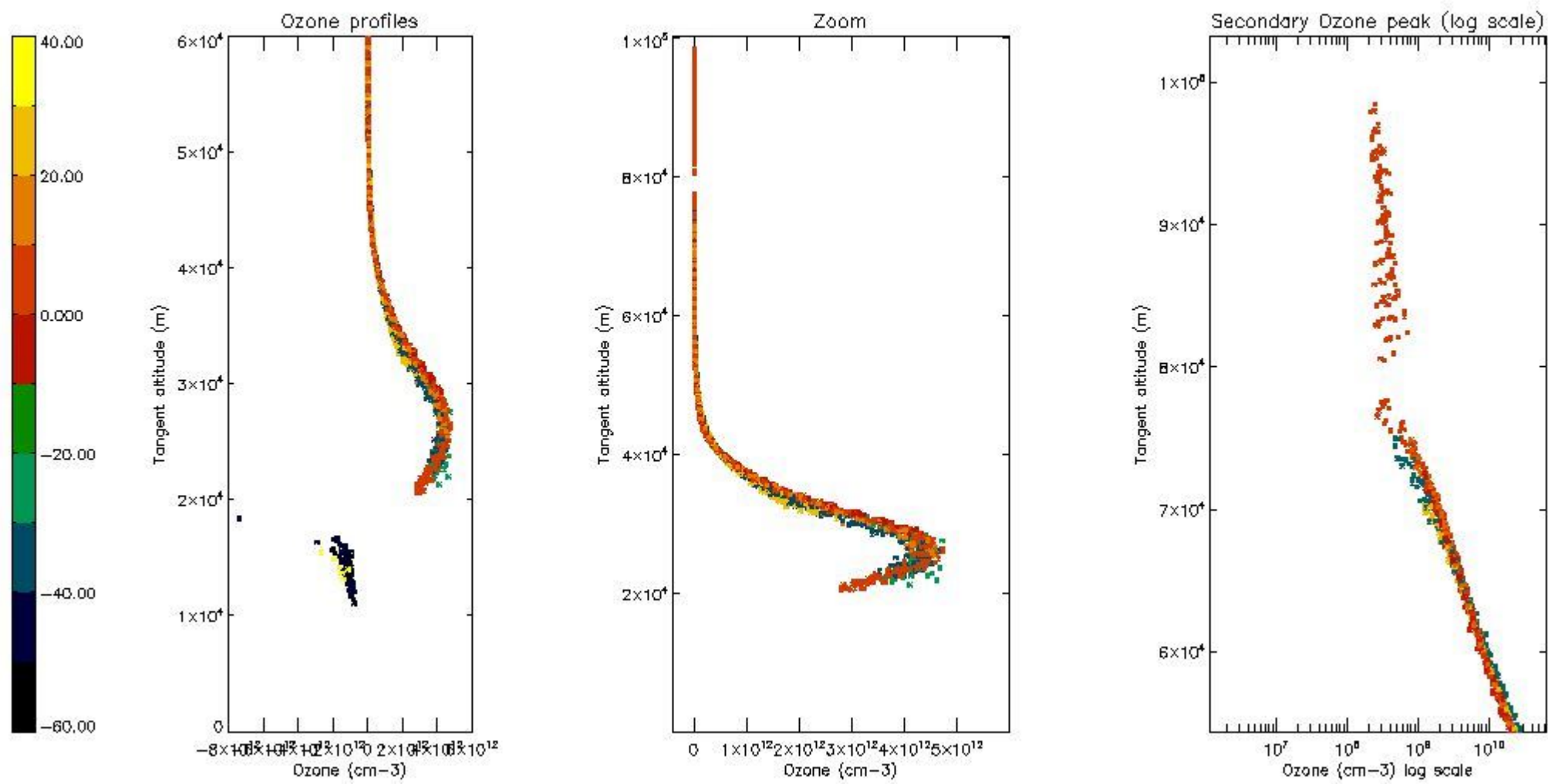
5.4 Plot ozone profiles where STD < 10% (dark without errors)

The colorbar represents the latitude.



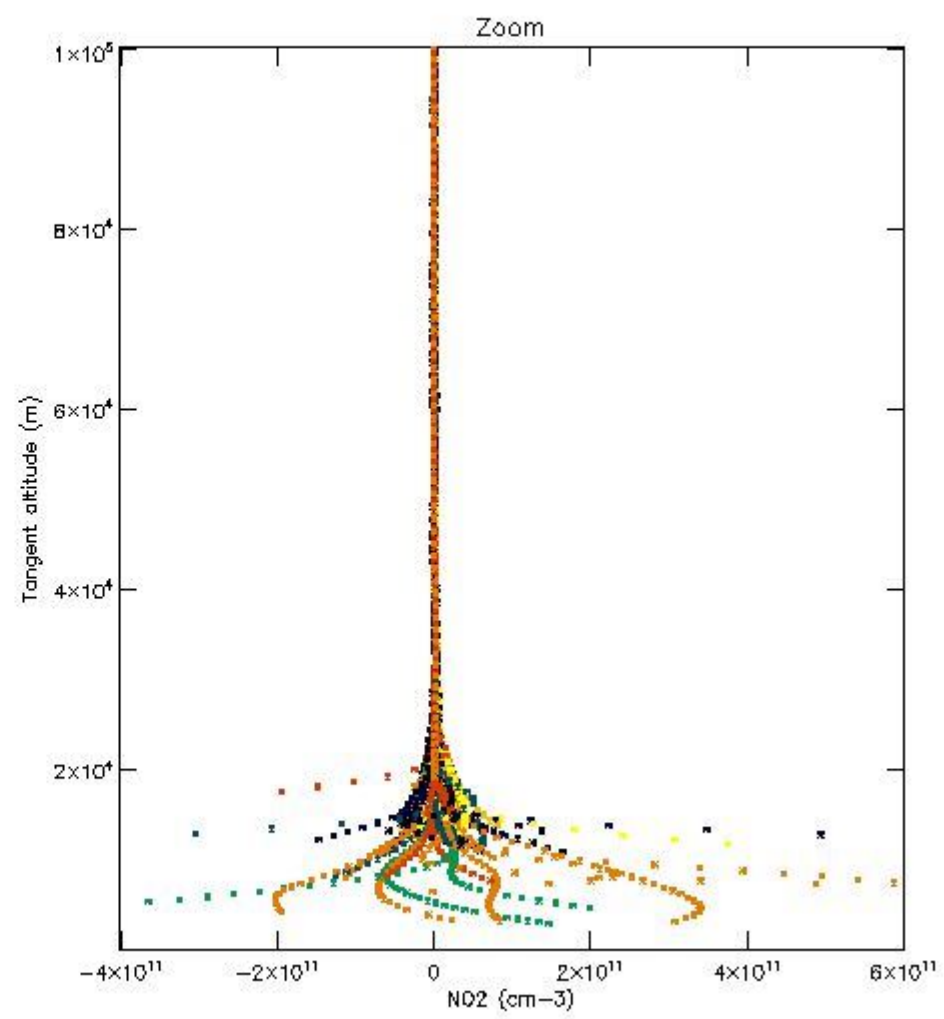
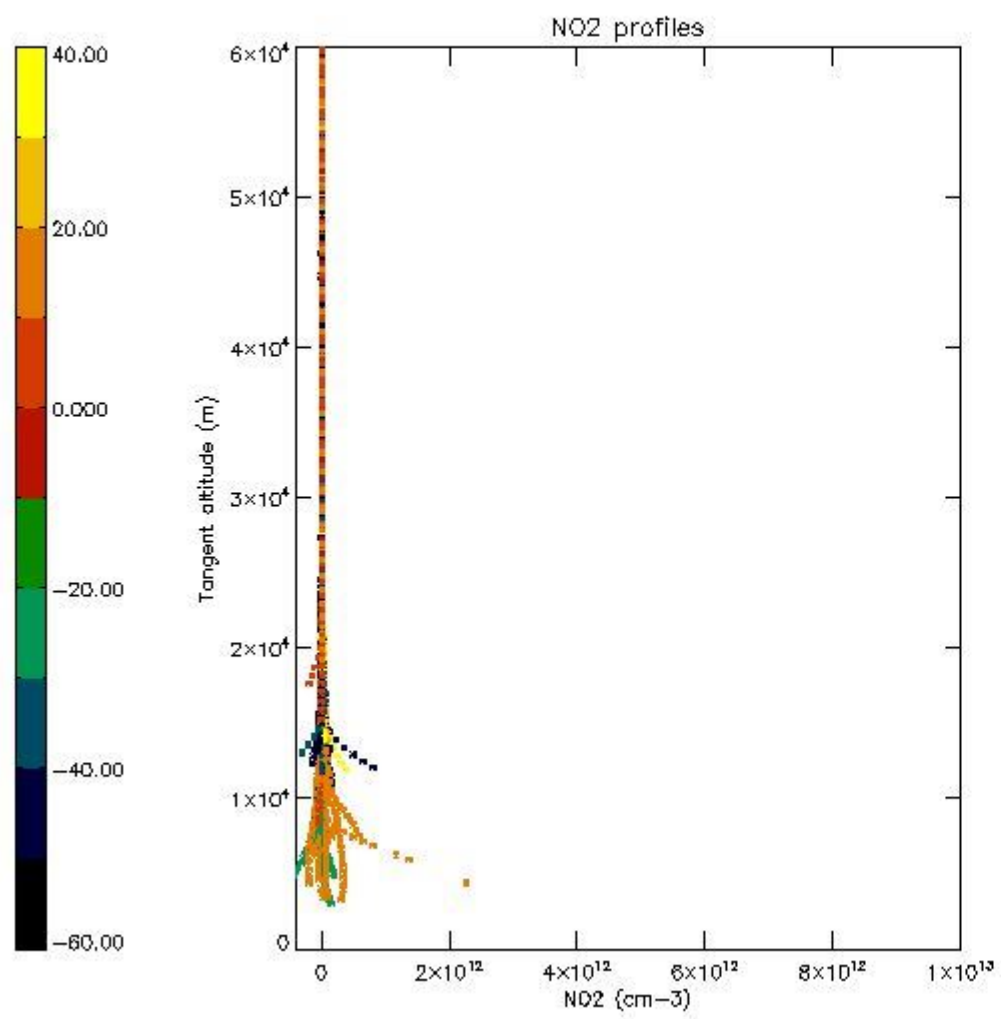
5.5 Plot ozone profiles where STD < 5% (dark without errors)

The colorbar represents the latitude.



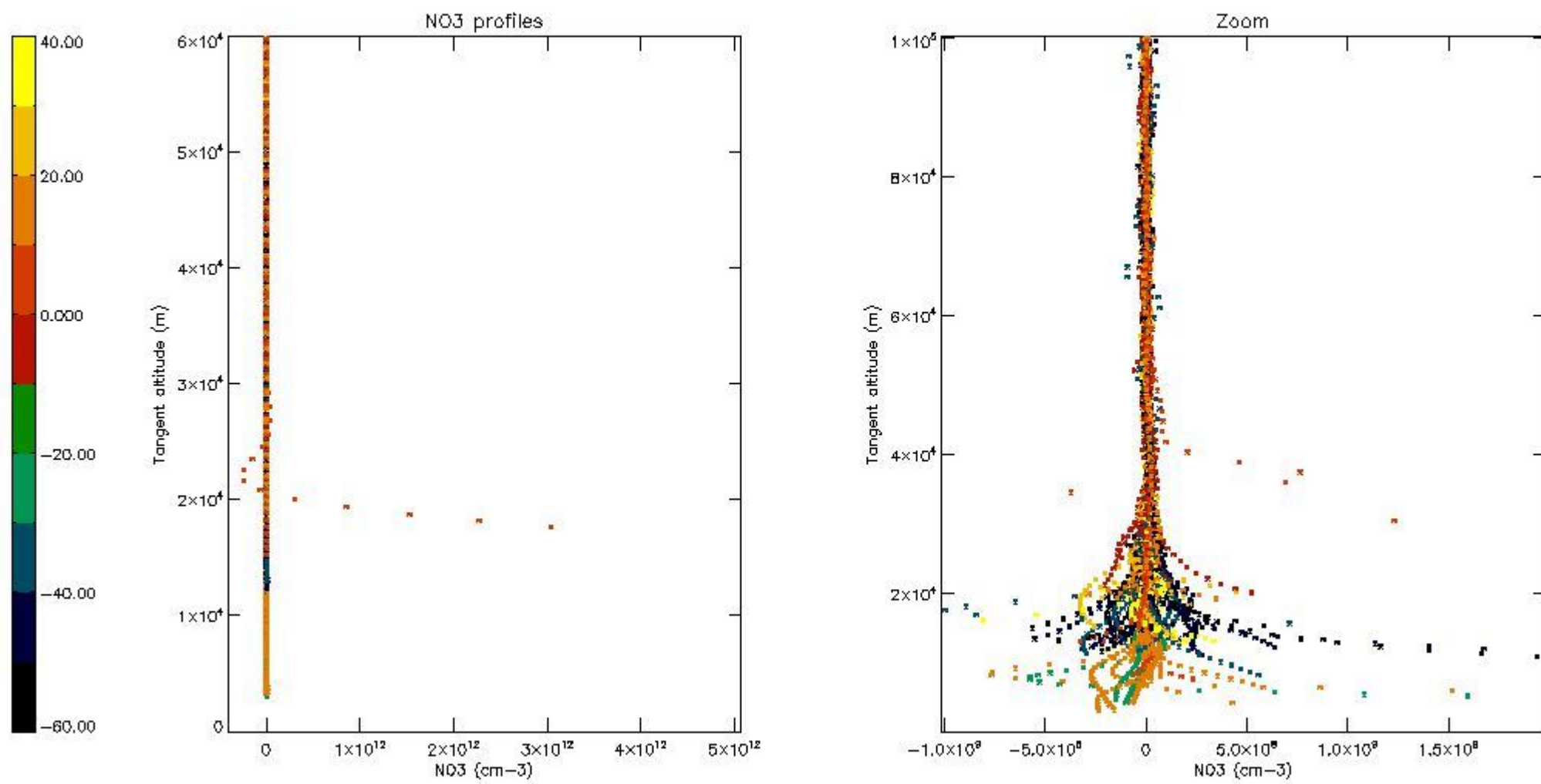
5.6 Plot NO₂ profiles for all STD (dark without errors)

The colorbar represents the latitude.



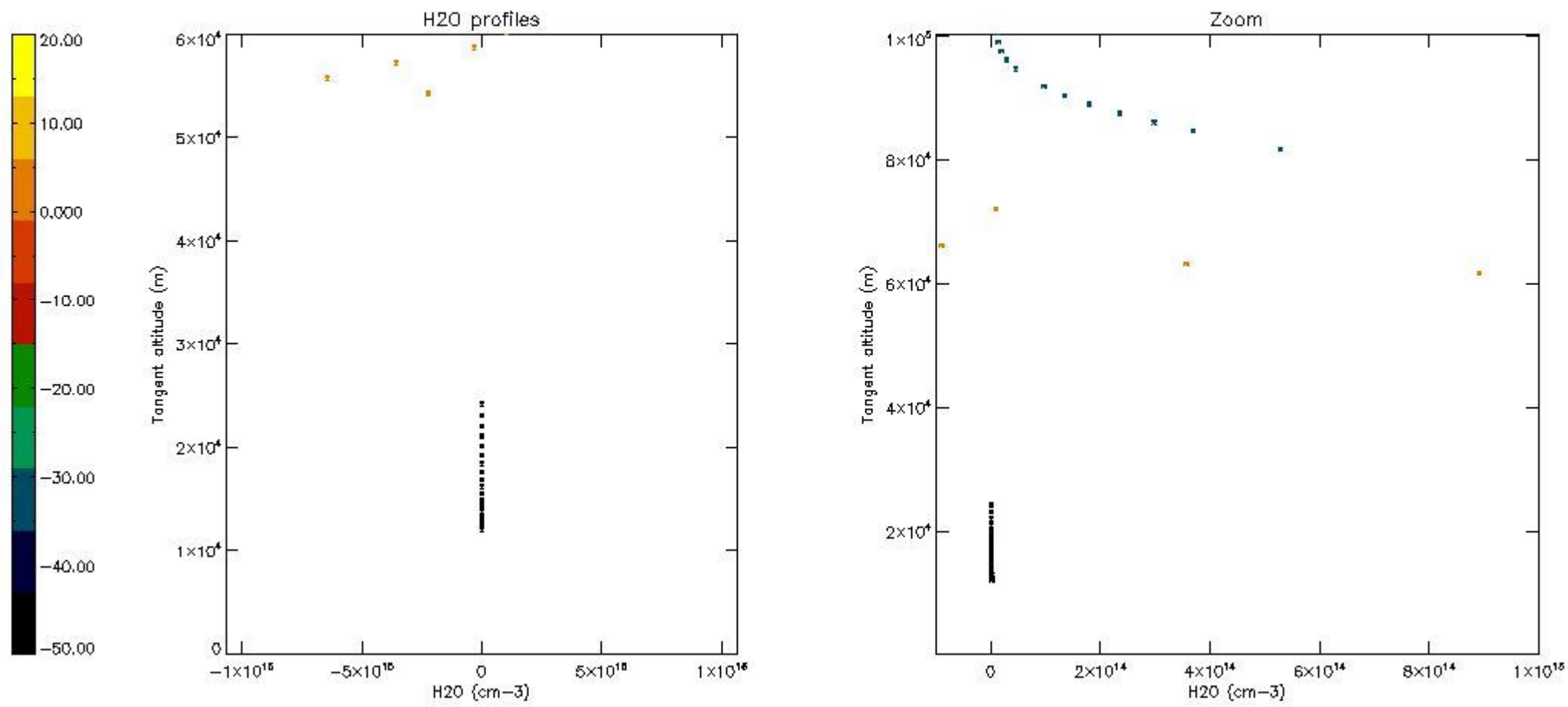
5.7 Plot NO3 profiles for all STD (dark without errors)

The colorbar represents the latitude.



5.8 Plot H2O profiles for all STD (only for occultations of stars 1,2,3,4,13,14,16,26,63 dark without errors)

The colorbar represents the latitude.



6. Auxiliary Data Files used for the production reported in section 2

The number reported in the third column indicates since which file (see list in section 2) the corresponding auxiliary file has been used. The fourth column is the date of those product files.

Type	Auxiliary Filename	Used since product	Used since product date
INST_PHYS_CHARACTERISTICS	GOM_INS_AXVIEC20091111_143220_20030716_120000_20500101_000000	1	21-FEB-2011 06:31:30
LEVEL-2_PROC_CONFIG	GOM_PR2_AXVIEC20091111_152718_20020301_000000_20500101_000000	1	21-FEB-2011 06:31:30
CROSS_SECTIONS_FILE	GOM_CRS_AXVIEC20091111_154832_20020301_000000_20500101_000000	1	21-FEB-2011 06:31:30

GOMOS Level 2 Daily Report

SUMMARY

[1. General Info](#)

[2. Summary of processed GOM_NL_2P products](#)

[3. Level 2 Quality information per product](#)

[3.1 Plot of level 2 quality information per product \(time dependant\)](#)

[3.2 Plot of level 2 quality information per product \(world map\)](#)

[4. Level 1 Quality information per product \(stored on level 2 products\)](#)

[4.1 Plot of level 1 quality information per product \(time dependant\)](#)

[4.1.1 Plot of level 1 quality information per product \(time dependant\): ASCENDING](#)

[4.1.2 Plot of level 1 quality information per product \(time dependant\): DESCENDING](#)

[4.2 Plot of level 1 quality information per product \(world map\)](#)

[4.2.1 Plot of level 1 quality information per product \(world map\): ASCENDING](#)

[4.2.2 Plot of level 1 quality information per product \(world map\): DESCENDING](#)

[5. Ozone profiles based on quality statistics and other trace gas profiles](#)

[5.1 Ozone statistics based on quality of products](#)

[5.2 Plot ozone profiles for all STD \(dark without errors\)](#)

[5.3 Plot ozone profiles where STD < 20% \(dark without errors\)](#)

[5.4. Plot ozone profiles where STD < 10% \(dark without errors\)](#)

[5.5. Plot ozone profiles where STD < 5% \(dark without errors\)](#)

[5.6 Plot NO2 profiles for all STD \(dark without errors\)](#)

[5.7 Plot NO3 profiles for all STD \(dark without errors\)](#)

[5.8 Plot H2O profiles \(only for occultations of stars 1,2,3,4,13,14,16,26,63 dark without errors\) for all STD](#)

[6. Auxiliary Data Files used for the production reported in section 2](#)

This report presents the daily analysis on parameters extracted from GOMOS level 2 data (GOM_NL__2P). It is intended to monitor some important parameters that will impact the quality of these products. A list of level 2 products (and content) that have arrived during the reporting day to the PCF is also given.

Item	Value
Time of report generation	24APR2013 10:31:49
Data source version	GOMOS/6.01
Start time of products	21-02-2011 (21FEB2011 00:00:00)
Stop time of products	22-02-2011 (22FEB2011 00:00:00)
Store outputs in DB	Yes
Nb of level 2 prods	224
Nb of prods with errors	0

2. Summary of processed GOM_NL__2P products.

Nr	Filename	UTC Start time	Limb	Duration	Star Id	Star Name	Star Mag	Star Temp	Nb Meas	Orbit	Prod. error
1	GOM_NL__2PRFIN20110221_063130_000000443099_00379_46945_6807.N1	21-FEB-2011 06:31:30	Bright	44.000	119	14Eta Dra	2.7270	4700.0	88	46945	No
2	GOM_NL__2PRFIN20110221_063532_000000433099_00379_46945_6808.N1	21-FEB-2011 06:35:32	Bright	42.500	130	23Bet Dra	2.7990	5800.0	85	46945	No
3	GOM_NL__2PRFIN20110221_064006_000000413099_00379_46945_6809.N1	21-FEB-2011 06:40:06	Bright	41.000	5	3Alp Lyr	0.033000	11000.	82	46945	No
4	GOM_NL__2PRFIN20110221_064715_000000523099_00379_46945_6810.N1	21-FEB-2011 06:47:15	Bright	51.500	168	17Zet Aql	2.9860	11000.	103	46945	No
5	GOM_NL__2PRFIN20110221_064948_000000563099_00379_46945_6811.N1	21-FEB-2011 06:49:48	Twilight	55.500	59	55Alp Oph	2.0800	8900.0	111	46945	No
6	GOM_NL__2PRFIN20110221_065210_000000613099_00379_46945_6812.N1	21-FEB-2011 06:52:10	Twilight	60.500	126	60Bet Oph	2.7700	4250.0	121	46945	No
7	GOM_NL__2PRFIN20110221_065903_000000473099_00379_46945_6813.N1	21-FEB-2011 06:59:03	Dark	46.500	137	22Lam Sgr	2.8240	4400.0	93	46945	No
8	GOM_NL__2PRFIN20110221_070024_000000463099_00379_46945_6814.N1	21-FEB-2011 07:00:24	Dark	45.500	116	19Del Sgr	2.7000	4100.0	91	46945	No
9	GOM_NL__2PRFIN20110221_070354_000000473099_00379_46945_6815.N1	21-FEB-2011 07:03:54	Dark	46.500	25	35Lam Sco	1.6200	28000.	93	46945	No
10	GOM_NL__2PRFIN20110221_070526_000000783099_00379_46945_6816.N1	21-FEB-2011 07:05:26	Dark	78.000	16	21Alp Sco	1.0200	3000.0	156	46945	No
11	GOM_NL__2PRFIN20110221_071111_000000483099_00380_46946_6887.N1	21-FEB-2011 07:11:11	Dark	47.500	131	Gam Lup	2.8000	26000.	95	46946	No
12	GOM_NL__2PRFIN20110221_071547_000000523099_00380_46946_6888.N1	21-FEB-2011 07:15:47	Dark	51.500	10	Bet Cen	0.61000	28000.	103	46946	No
13	GOM_NL__2PRFIN20110221_071720_000000453099_00380_46946_6889.N1	21-FEB-2011 07:17:20	Dark	45.000	77	Eps Cen	2.3030	28000.	90	46946	No
14	GOM_NL__2PRFIN20110221_071930_000000583099_00380_46946_6890.N1	21-FEB-2011 07:19:30	Dark	58.000	26	Gam Cru	1.6240	2900.0	116	46946	No
15	GOM_NL__2PRFIN20110221_072134_000000483099_00380_46946_6891.N1	21-FEB-2011 07:21:34	Dark	47.500	99	Del Cen	2.5750	26000.	95	46946	No
16	GOM_NL__2PRFIN20110221_072417_000000443099_00380_46946_6892.N1	21-FEB-2011 07:24:17	Dark	44.000	113	Mu Vel	2.6920	5000.0	88	46946	No
17	GOM_NL__2PRFIN20110221_073718_000000523099_00380_46946_6893.N1	21-FEB-2011 07:37:18	Twilight	52.000	48	30Alp Hya	1.9770	4100.0	104	46946	No
18	GOM_NL__2PRFIN20110221_074403_000000473099_00380_46946_6894.N1	21-FEB-2011 07:44:03	Bright	47.000	22	32Alp Leo	1.3600	15200.	94	46946	No
19	GOM_NL__2PRFIN20110221_074721_000000423099_00380_46946_6895.N1	21-FEB-2011 07:47:21	Bright	41.500	166	17Eps Leo	2.9800	6000.0	83	46946	No
20	GOM_NL__2PRFIN20110221_075848_000000423099_00380_46946_6896.N1	21-FEB-2011 07:58:48	Bright	42.000	82	48Bet UMa	2.3650	10600.	84	46946	No
21	GOM_NL__2PRFIN20110221_080655_000000413099_00380_46946_6897.N1	21-FEB-2011 08:06:55	Bright	40.500	60	7Bet UMi	2.0810	3950.0	81	46946	No
22	GOM_NL__2PRFIN20110221_081143_000000433099_00380_46946_6898.N1	21-FEB-2011 08:11:43	Bright	42.500	119	14Eta Dra	2.7270	4700.0	85	46946	No
23	GOM_NL__2PRFIN20110221_081546_000000443099_00380_46946_6899.N1	21-FEB-2011 08:15:46	Bright	44.000	130	23Bet Dra	2.7990	5800.0	88	46946	No
24	GOM_NL__2PRFIN20110221_082020_000000393099_00380_46946_6900.N1	21-FEB-2011 08:20:20	Bright	38.500	5	3Alp Lyr	0.033000	11000.	77	46946	No
25	GOM_NL__2PRFIN20110221_082729_000000553099_00380_46946_6901.N1	21-FEB-2011 08:27:29	Bright	55.000	168	17Zet Aql	2.9860	11000.	110	46946	No
26	GOM_NL__2PRFIN20110221_083002_000000573099_00380_46946_6902.N1	21-FEB-2011 08:30:02	Twilight	56.500	59	55Alp Oph	2.0800	8900.0	113	46946	No
27	GOM_NL__2PRFIN20110221_083225_000000563099_00380_46946_6903.N1	21-FEB-2011 08:32:25	Twilight	55.500	126	60Bet Oph	2.7700	4250.0	111	46946	No
28	GOM_NL__2PRFIN20110221_083917_000000473099_00380_46946_6904.N1	21-FEB-2011 08:39:17	Dark	46.500	137	22Lam Sgr	2.8240	4400.0	93	46946	No
29	GOM_NL__2PRFIN20110221_084038_000000463099_00380_46946_6905.N1	21-FEB-2011 08:40:38	Dark	45.500	116	19Del Sgr	2.7000	4100.0	91	46946	No
30	GOM_NL__2PRFIN20110221_084408_000000413099_00380_46946_6906.N1	21-FEB-2011 08:44:08	Dark	41.000	25	35Lam Sco	1.6200	28000.	82	46946	No
31	GOM_NL__2PRFIN20110221_084541_000000753099_00380_46946_6907.N1	21-FEB-2011 08:45:41	Dark	75.000	16	21Alp Sco	1.0200	3000.0	150	46946	No
32	GOM_NL__2PRFIN20110221_085126_000000503099_00381_46947_6916.N1	21-FEB-2011 08:51:26	Dark	50.000	131	Gam Lup	2.8000	26000.	100	46947	No
33	GOM_NL__2PRFIN20110221_085601_000000423099_00381_46947_6917.N1	21-FEB-2011 08:56:01	Dark	41.500	10	Bet Cen	0.61000	28000.	83	46947	No
34	GOM_NL__2PRFIN20110221_085735_000000443099_00381_46947_6918.N1	21-FEB-2011 08:57:35	Dark	44.000	77	Eps Cen	2.3030	28000.	88	46947	No
35	GOM_NL__2PRFIN20110221_085944_000000523099_00381_46947_6919.N1	21-FEB-2011 08:59:44	Dark	51.500	26	Gam Cru	1.6240	2900.0	103	46947	No
36	GOM_NL__2PRFIN20110221_090149_000000423099_00381_46947_6920.N1	21-FEB-2011 09:01:49	Dark	42.000	99	Del Cen	2.5750	26000.	84	46947	No
37	GOM_NL__2PRFIN20110221_090432_000000443099_00381_46947_6921.N1	21-FEB-2011 09:04:32	Dark	43.500	113	Mu Vel	2.6920	5000.0	87	46947	No
38	GOM_NL__2PRFIN20110221_091733_000000473099_00381_46947_6922.N1	21-FEB-2011 09:17:33	Twilight	47.000	48	30Alp Hya	1.9770	4100.0	94	46947	No
39	GOM_NL__2PRFIN20110221_092416_000000473099_00381_46947_6923.N1	21-FEB-2011 09:24:16	Bright	47.000	22	32Alp Leo	1.3600	15200.	94	46947	No
40	GOM_NL__2PRFIN20110221_092735_000000423099_00381_46947_6924.N1	21-FEB-2011 09:27:35	Bright	41.500	166	17Eps Leo	2.9800	6000.0	83	46947	No
41	GOM_NL__2PRFIN20110221_093902_000000423099_00381_46947_6925.N1	21-FEB-2011 09:39:02	Bright	42.000	82	48Bet UMa	2.3650	10600.	84	46947	No
42	GOM_NL__2PRFIN20110221_094709_000000423099_00381_46947_6926.N1	21-FEB-2011 09:47:09	Bright	42.000	60	7Bet UMi	2.0810	3950.0	84	46947	No

43	GOM_NL__2PRFIN20110221_095157_000000463099_00381_46947_6927.N1	21-FEB-2011 09:51:57	Bright	46.000	119	14Eta Dra	2.7270	4700.0	92	46947	No
44	GOM_NL__2PRFIN20110221_095559_000000433099_00381_46947_6928.N1	21-FEB-2011 09:55:59	Bright	42.500	130	23Bet Dra	2.7990	5800.0	85	46947	No
45	GOM_NL__2PRFIN20110221_100034_000000423099_00381_46947_6929.N1	21-FEB-2011 10:00:34	Bright	42.000	5	3Alp Lyr	0.033000	11000.	84	46947	No
46	GOM_NL__2PRFIN20110221_100743_000000553099_00381_46947_6930.N1	21-FEB-2011 10:07:43	Bright	55.000	168	17Zet Aql	2.9860	11000.	110	46947	No
47	GOM_NL__2PRFIN20110221_101017_000000613099_00381_46947_6931.N1	21-FEB-2011 10:10:17	Twi_and_stray	60.500	59	55Alp Oph	2.0800	8900.0	121	46947	No
48	GOM_NL__2PRFIN20110221_101240_000000553099_00381_46947_6932.N1	21-FEB-2011 10:12:40	Twi_and_stray	55.000	126	60Bet Oph	2.7700	4250.0	110	46947	No
49	GOM_NL__2PRFIN20110221_101932_000000443099_00381_46947_6933.N1	21-FEB-2011 10:19:32	Dark	44.000	137	22Lam Sgr	2.8240	4400.0	88	46947	No
50	GOM_NL__2PRFIN20110221_102053_000000433099_00381_46947_6934.N1	21-FEB-2011 10:20:53	Dark	42.500	116	19Del Sgr	2.7000	4100.0	85	46947	No
51	GOM_NL__2PRFIN20110221_102423_000000423099_00381_46947_6935.N1	21-FEB-2011 10:24:23	Dark	42.000	25	35Lam Sco	1.6200	28000.	84	46947	No
52	GOM_NL__2PRFIN20110221_102556_000000613099_00381_46947_6936.N1	21-FEB-2011 10:25:56	Dark	61.000	16	21Alp Sco	1.0200	3000.0	122	46947	No
53	GOM_NL__2PRFIN20110221_103141_000000483099_00382_46948_6954.N1	21-FEB-2011 10:31:41	Dark	47.500	131	Gam Lup	2.8000	26000.	95	46948	No
54	GOM_NL__2PRFIN20110221_103616_000000453099_00382_46948_6955.N1	21-FEB-2011 10:36:16	Dark	44.500	10	Bet Cen	0.61000	28000.	89	46948	No
55	GOM_NL__2PRFIN20110221_103750_000000463099_00382_46948_6956.N1	21-FEB-2011 10:37:50	Dark	46.000	77	Eps Cen	2.3030	28000.	92	46948	No
56	GOM_NL__2PRFIN20110221_103959_000000533099_00382_46948_6957.N1	21-FEB-2011 10:39:59	Dark	52.500	26	Gam Cru	1.6240	2900.0	105	46948	No
57	GOM_NL__2PRFIN20110221_104203_000000443099_00382_46948_6958.N1	21-FEB-2011 10:42:03	Dark	43.500	99	Del Cen	2.5750	26000.	87	46948	No
58	GOM_NL__2PRFIN20110221_104446_000000453099_00382_46948_6959.N1	21-FEB-2011 10:44:46	Dark	44.500	113	Mu Vel	2.6920	5000.0	89	46948	No
59	GOM_NL__2PRFIN20110221_105746_000000473099_00382_46948_6960.N1	21-FEB-2011 10:57:46	Twi_and_stray	46.500	48	30Alp Hya	1.9770	4100.0	93	46948	No
60	GOM_NL__2PRFIN20110221_110430_000000473099_00382_46948_6961.N1	21-FEB-2011 11:04:30	Bright	47.000	22	32Alp Leo	1.3600	15200.	94	46948	No
61	GOM_NL__2PRFIN20110221_110748_000000423099_00382_46948_6962.N1	21-FEB-2011 11:07:48	Bright	41.500	166	17Eps Leo	2.9800	6000.0	83	46948	No
62	GOM_NL__2PRFIN20110221_111915_000000433099_00382_46948_6963.N1	21-FEB-2011 11:19:15	Bright	43.000	82	48Bet UMa	2.3650	10600.	86	46948	No
63	GOM_NL__2PRFIN20110221_112722_000000423099_00382_46948_6964.N1	21-FEB-2011 11:27:22	Bright	41.500	60	7Bet UMi	2.0810	3950.0	83	46948	No
64	GOM_NL__2PRFIN20110221_113210_000000453099_00382_46948_6965.N1	21-FEB-2011 11:32:10	Bright	44.500	119	14Eta Dra	2.7270	4700.0	89	46948	No
65	GOM_NL__2PRFIN20110221_113613_000000443099_00382_46948_6966.N1	21-FEB-2011 11:36:13	Bright	43.500	130	23Bet Dra	2.7990	5800.0	87	46948	No
66	GOM_NL__2PRFIN20110221_114048_000000413099_00382_46948_6967.N1	21-FEB-2011 11:40:48	Bright	41.000	5	3Alp Lyr	0.033000	11000.	82	46948	No
67	GOM_NL__2PRFIN20110221_114758_000000553099_00382_46948_6968.N1	21-FEB-2011 11:47:58	Bright	55.000	168	17Zet Aql	2.9860	11000.	110	46948	No
68	GOM_NL__2PRFIN20110221_115031_000000613099_00382_46948_6969.N1	21-FEB-2011 11:50:31	Twi_and_stray	60.500	59	55Alp Oph	2.0800	8900.0	121	46948	No
69	GOM_NL__2PRFIN20110221_115254_000000573099_00382_46948_6970.N1	21-FEB-2011 11:52:54	Twi_and_stray	56.500	126	60Bet Oph	2.7700	4250.0	113	46948	No
70	GOM_NL__2PRFIN20110221_115946_000000433099_00382_46948_6971.N1	21-FEB-2011 11:59:46	Dark	42.500	137	22Lam Sgr	2.8240	4400.0	85	46948	No
71	GOM_NL__2PRFIN20110221_120107_000000473099_00382_46948_6972.N1	21-FEB-2011 12:01:07	Dark	46.500	116	19Del Sgr	2.7000	4100.0	93	46948	No
72	GOM_NL__2PRFIN20110221_120438_000000523099_00382_46948_6973.N1	21-FEB-2011 12:04:38	Dark	51.500	25	35Lam Sco	1.6200	28000.	103	46948	No
73	GOM_NL__2PRFIN20110221_120612_000000583099_00382_46948_6974.N1	21-FEB-2011 12:06:12	Dark	58.000	16	21Alp Sco	1.0200	3000.0	116	46948	No
74	GOM_NL__2PRFIN20110221_121156_000000503099_00383_46949_7014.N1	21-FEB-2011 12:11:56	Dark	49.500	131	Gam Lup	2.8000	26000.	99	46949	No
75	GOM_NL__2PRFIN20110221_121630_000000413099_00383_46949_7015.N1	21-FEB-2011 12:16:30	Dark	40.500	10	Bet Cen	0.61000	28000.	81	46949	No
76	GOM_NL__2PRFIN20110221_121805_000000433099_00383_46949_7016.N1	21-FEB-2011 12:18:05	Dark	43.000	77	Eps Cen	2.3030	28000.	86	46949	No
77	GOM_NL__2PRFIN20110221_122013_000000583099_00383_46949_7017.N1	21-FEB-2011 12:20:13	Dark	58.000	26	Gam Cru	1.6240	2900.0	116	46949	No
78	GOM_NL__2PRFIN20110221_122218_000000433099_00383_46949_7018.N1	21-FEB-2011 12:22:18	Dark	43.000	99	Del Cen	2.5750	26000.	86	46949	No
79	GOM_NL__2PRFIN20110221_122500_000000393099_00383_46949_7019.N1	21-FEB-2011 12:25:00	Dark	39.000	113	Mu Vel	2.6920	5000.0	78	46949	No
80	GOM_NL__2PRFIN20110221_123800_000000493099_00383_46949_7020.N1	21-FEB-2011 12:38:00	Twi_and_stray	48.500	48	30Alp Hya	1.9770	4100.0	97	46949	No
81	GOM_NL__2PRFIN20110221_124444_000000483099_00383_46949_7021.N1	21-FEB-2011 12:44:44	Bright	47.500	22	32Alp Leo	1.3600	15200.	95	46949	No
82	GOM_NL__2PRFIN20110221_124802_000000433099_00383_46949_7022.N1	21-FEB-2011 12:48:02	Bright	42.500	166	17Eps Leo	2.9800	6000.0	85	46949	No
83	GOM_NL__2PRFIN20110221_125928_000000423099_00383_46949_7023.N1	21-FEB-2011 12:59:28	Bright	42.000	82	48Bet UMa	2.3650	10600.	84	46949	No
84	GOM_NL__2PRFIN20110221_130736_000000383099_00383_46949_7024.N1	21-FEB-2011 13:07:36	Bright	37.500	60	7Bet UMi	2.0810	3950.0	75	46949	No
85	GOM_NL__2PRFIN20110221_131224_000000443099_00383_46949_7025.N1	21-FEB-2011 13:12:24	Bright	44.000	119	14Eta Dra	2.7270	4700.0	88	46949	No
86	GOM_NL__2PRFIN20110221_131627_000000433099_00383_46949_7026.N1	21-FEB-2011 13:16:27	Bright	43.000	130	23Bet Dra	2.7990	5800.0	86	46949	No
87	GOM_NL__2PRFIN20110221_132102_000000453099_00383_46949_7027.N1	21-FEB-2011 13:21:02	Bright	44.500	5	3Alp Lyr	0.033000	11000.	89	46949	No
88	GOM_NL__2PRFIN20110221_132812_000000553099_00383_46949_7028.N1	21-FEB-2011 13:28:12	Bright	55.000	168	17Zet Aql	2.9860	11000.	110	46949	No
89	GOM_NL__2PRFIN20110221_133046_000000563099_00383_46949_7029.N1	21-FEB-2011 13:30:46	Twi_and_stray	56.000	59	55Alp Oph	2.0800	8900.0	112	46949	No
90	GOM_NL__2PRFIN20110221_133309_000000543099_00383_46949_7030.N1	21-FEB-2011 13:33:09	Twi_and_stray	53.500	126	60Bet Oph	2.7700	4250.0	107	46949	No
91	GOM_NL__2PRFIN20110221_134001_000000433099_00383_46949_7031.N1	21-FEB-2011 13:40:01	Dark	42.500	137	22Lam Sgr	2.8240	4400.0	85	46949	No
92	GOM_NL__2PRFIN20110221_134122_000000443099_00383_46949_7032.N1	21-FEB-2011 13:41:22	Dark	44.000	116	19Del Sgr	2.7000	4100.0	88	46949	No
93	GOM_NL__2PRFIN20110221_134452_000000493099_00383_46949_7033.N1	21-FEB-2011 13:44:52	Dark	49.000	25	35Lam Sco	1.6200	28000.	98	46949	No
94	GOM_NL__2PRFIN20110221_134627_000000593099_00383_46949_7034.N1	21-FEB-2011 13:46:27	Dark	58.500	16	21Alp Sco	1.0200	3000.0	117	46949	No
95	GOM_NL__2PRFIN20110221_135212_000000483099_00384_46950_7148.N1	21-FEB-2011 13:52:12	Dark	48.000	131	Gam Lup	2.8000	26000.	96	46950	No
96	GOM_NL__2PRFIN20110221_135645_000000453099_00384_46950_7149.N1	21-FEB-2011 13:56:45	Dark	45.000	10	Bet Cen	0.61000	28000.	90	46950	No
97	GOM_NL__2PRFIN20110221_135819_000000453099_00384_46950_7150.N1	21-FEB-2011 13:58:19	Dark	45.000	77	Eps Cen	2.3030	28000.	90	46950	No
98	GOM_NL__2PRFIN20110221_140028_000000573099_00384_46950_7151.N1	21-FEB-2011 14:00:28	Dark	56.500	26	Gam Cru	1.6240	2900.0	113	46950	No
99	GOM_NL__2PRFIN20110221_140232_000000433099_00384_46950_7152.N1	21-FEB-2011 14:02:32	Dark	43.000	99	Del Cen	2.5750	26000.	86	46950	No
100	GOM_NL__2PRFIN20110221_140515_000000413099_00384_46950_7153.N1	21-FEB-2011 14:05:15	Dark	41.000	113	Mu Vel	2.6920	5000.0	82	46950	No
101	GOM_NL__2PRFIN20110221_141815_000000483099_00384_46950_7154.N1	21-FEB-2011 14:18:15	Twi_and_stray	48.000	48	30Alp Hya	1.9770	4100.0	96	46950	No

102	GOM_NL__2PRFIN20110221_142457_000000473099_00384_46950_7155.N1	21-FEB-2011 14:24:57	Bright	46.500	22	32Alp Leo	1.3600	15200.	93	46950	No
103	GOM_NL__2PRFIN20110221_142816_000000433099_00384_46950_7156.N1	21-FEB-2011 14:28:16	Bright	42.500	166	17Eps Leo	2.9800	6000.0	85	46950	No
104	GOM_NL__2PRFIN20110221_143942_000000443099_00384_46950_7157.N1	21-FEB-2011 14:39:42	Bright	44.000	82	48Bet UMa	2.3650	10600.	88	46950	No
105	GOM_NL__2PRFIN20110221_144750_000000433099_00384_46950_7158.N1	21-FEB-2011 14:47:50	Bright	42.500	60	7Bet UMi	2.0810	3950.0	85	46950	No
106	GOM_NL__2PRFIN20110221_145238_000000453099_00384_46950_7159.N1	21-FEB-2011 14:52:38	Bright	45.000	119	14Eta Dra	2.7270	4700.0	90	46950	No
107	GOM_NL__2PRFIN20110221_145641_000000443099_00384_46950_7160.N1	21-FEB-2011 14:56:41	Bright	43.500	130	23Bet Dra	2.7990	5800.0	87	46950	No
108	GOM_NL__2PRFIN20110221_150116_000000393099_00384_46950_7161.N1	21-FEB-2011 15:01:16	Bright	39.000	5	3Alp Lyr	0.033000	11000.	78	46950	No
109	GOM_NL__2PRFIN20110221_150826_000000373099_00384_46950_7162.N1	21-FEB-2011 15:08:26	Bright	36.500	168	17Zet Aql	2.9860	11000.	73	46950	No
110	GOM_NL__2PRFIN20110221_151101_000000553099_00384_46950_7163.N1	21-FEB-2011 15:11:01	Tw_i_and_stray	55.000	59	55Alp Oph	2.0800	8900.0	110	46950	No
111	GOM_NL__2PRFIN20110221_151324_000000573099_00384_46950_7164.N1	21-FEB-2011 15:13:24	Tw_i_and_stray	56.500	126	60Bet Oph	2.7700	4250.0	113	46950	No
112	GOM_NL__2PRFIN20110221_152015_000000443099_00384_46950_7165.N1	21-FEB-2011 15:20:15	Dark	44.000	137	22Lam Sgr	2.8240	4400.0	88	46950	No
113	GOM_NL__2PRFIN20110221_152137_000000443099_00384_46950_7166.N1	21-FEB-2011 15:21:37	Dark	43.500	116	19Del Sgr	2.7000	4100.0	87	46950	No
114	GOM_NL__2PRFIN20110221_152507_000000463099_00384_46950_7167.N1	21-FEB-2011 15:25:07	Dark	45.500	25	35Lam Sco	1.6200	28000.	91	46950	No
115	GOM_NL__2PRFIN20110221_152642_000000593099_00384_46950_7168.N1	21-FEB-2011 15:26:42	Dark	58.500	16	21Alp Sco	1.0200	3000.0	117	46950	No
116	GOM_NL__2PRFIN20110221_153226_000000503099_00385_46951_7213.N1	21-FEB-2011 15:32:26	Dark	50.000	131	Gam Lup	2.8000	26000.	100	46951	No
117	GOM_NL__2PRFIN20110221_153700_000000473099_00385_46951_7214.N1	21-FEB-2011 15:37:00	Dark	46.500	10	Bet Cen	0.61000	28000.	93	46951	No
118	GOM_NL__2PRFIN20110221_153834_000000443099_00385_46951_7215.N1	21-FEB-2011 15:38:34	Dark	44.000	77	Eps Cen	2.3030	28000.	88	46951	No
119	GOM_NL__2PRFIN20110221_154043_000000493099_00385_46951_7216.N1	21-FEB-2011 15:40:43	Dark	49.000	26	Gam Cru	1.6240	2900.0	98	46951	No
120	GOM_NL__2PRFIN20110221_154247_000000423099_00385_46951_7217.N1	21-FEB-2011 15:42:47	Dark	42.000	99	Del Cen	2.5750	26000.	84	46951	No
121	GOM_NL__2PRFIN20110221_154529_000000463099_00385_46951_7218.N1	21-FEB-2011 15:45:29	Dark	45.500	113	Mu Vel	2.6920	5000.0	91	46951	No
122	GOM_NL__2PRFIN20110221_155828_000000483099_00385_46951_7219.N1	21-FEB-2011 15:58:28	Tw_i_and_stray	47.500	48	30Alp Hya	1.9770	4100.0	95	46951	No
123	GOM_NL__2PRFIN20110221_160511_000000483099_00385_46951_7220.N1	21-FEB-2011 16:05:11	Bright	48.000	22	32Alp Leo	1.3600	15200.	96	46951	No
124	GOM_NL__2PRFIN20110221_160830_000000433099_00385_46951_7221.N1	21-FEB-2011 16:08:30	Bright	42.500	166	17Eps Leo	2.9800	6000.0	85	46951	No
125	GOM_NL__2PRFIN20110221_161955_000000443099_00385_46951_7222.N1	21-FEB-2011 16:19:55	Bright	44.000	82	48Bet UMa	2.3650	10600.	88	46951	No
126	GOM_NL__2PRFIN20110221_162803_000000413099_00385_46951_7223.N1	21-FEB-2011 16:28:03	Bright	40.500	60	7Bet UMi	2.0810	3950.0	81	46951	No
127	GOM_NL__2PRFIN20110221_163251_000000453099_00385_46951_7224.N1	21-FEB-2011 16:32:51	Bright	44.500	119	14Eta Dra	2.7270	4700.0	89	46951	No
128	GOM_NL__2PRFIN20110221_163655_000000423099_00385_46951_7225.N1	21-FEB-2011 16:36:55	Bright	42.000	130	23Bet Dra	2.7990	5800.0	84	46951	No
129	GOM_NL__2PRFIN20110221_164130_000000423099_00385_46951_7226.N1	21-FEB-2011 16:41:30	Bright	41.500	5	3Alp Lyr	0.033000	11000.	83	46951	No
130	GOM_NL__2PRFIN20110221_164840_000000413099_00385_46951_7227.N1	21-FEB-2011 16:48:40	Bright	41.000	168	17Zet Aql	2.9860	11000.	82	46951	No
131	GOM_NL__2PRFIN20110221_165115_000000593099_00385_46951_7228.N1	21-FEB-2011 16:51:15	Tw_i_and_stray	59.000	59	55Alp Oph	2.0800	8900.0	118	46951	No
132	GOM_NL__2PRFIN20110221_165338_000000563099_00385_46951_7229.N1	21-FEB-2011 16:53:38	Tw_i_and_stray	56.000	126	60Bet Oph	2.7700	4250.0	112	46951	No
133	GOM_NL__2PRFIN20110221_170030_000000443099_00385_46951_7230.N1	21-FEB-2011 17:00:30	Dark	44.000	137	22Lam Sgr	2.8240	4400.0	88	46951	No
134	GOM_NL__2PRFIN20110221_170151_000000453099_00385_46951_7231.N1	21-FEB-2011 17:01:51	Dark	44.500	116	19Del Sgr	2.7000	4100.0	89	46951	No
135	GOM_NL__2PRFIN20110221_170522_000000483099_00385_46951_7232.N1	21-FEB-2011 17:05:22	Dark	47.500	25	35Lam Sco	1.6200	28000.	95	46951	No
136	GOM_NL__2PRFIN20110221_170658_000000743099_00385_46951_7233.N1	21-FEB-2011 17:06:58	Dark	73.500	16	21Alp Sco	1.0200	3000.0	147	46951	No
137	GOM_NL__2PRFIN20110221_171242_000000483099_00386_46952_7441.N1	21-FEB-2011 17:12:42	Dark	47.500	131	Gam Lup	2.8000	26000.	95	46952	No
138	GOM_NL__2PRFIN20110221_171555_000000473099_00386_46952_7442.N1	21-FEB-2011 17:15:55	Dark	46.500	4	Alp1Cen	-0.010000	5800.0	93	46952	No
139	GOM_NL__2PRFIN20110221_171714_000000473099_00386_46952_7443.N1	21-FEB-2011 17:17:14	Dark	46.500	10	Bet Cen	0.61000	28000.	93	46952	No
140	GOM_NL__2PRFIN20110221_171849_000000453099_00386_46952_7444.N1	21-FEB-2011 17:18:49	Dark	44.500	77	Eps Cen	2.3030	28000.	89	46952	No
141	GOM_NL__2PRFIN20110221_172057_000000583099_00386_46952_7445.N1	21-FEB-2011 17:20:57	Dark	58.000	26	Gam Cru	1.6240	2900.0	116	46952	No
142	GOM_NL__2PRFIN20110221_172301_000000473099_00386_46952_7446.N1	21-FEB-2011 17:23:01	Dark	46.500	99	Del Cen	2.5750	26000.	93	46952	No
143	GOM_NL__2PRFIN20110221_172544_000000423099_00386_46952_7447.N1	21-FEB-2011 17:25:44	Dark	41.500	113	Mu Vel	2.6920	5000.0	83	46952	No
144	GOM_NL__2PRFIN20110221_173843_000000403099_00386_46952_7448.N1	21-FEB-2011 17:38:43	Tw_i_and_stray	39.500	48	30Alp Hya	1.9770	4100.0	79	46952	No
145	GOM_NL__2PRFIN20110221_174525_000000453099_00386_46952_7449.N1	21-FEB-2011 17:45:25	Bright	44.500	22	32Alp Leo	1.3600	15200.	89	46952	No
146	GOM_NL__2PRFIN20110221_174843_000000423099_00386_46952_7450.N1	21-FEB-2011 17:48:43	Bright	42.000	166	17Eps Leo	2.9800	6000.0	84	46952	No
147	GOM_NL__2PRFIN20110221_180009_000000443099_00386_46952_7451.N1	21-FEB-2011 18:00:09	Bright	43.500	82	48Bet UMa	2.3650	10600.	87	46952	No
148	GOM_NL__2PRFIN20110221_180817_000000403099_00386_46952_7452.N1	21-FEB-2011 18:08:17	Bright	40.000	60	7Bet UMi	2.0810	3950.0	80	46952	No
149	GOM_NL__2PRFIN20110221_181305_000000453099_00386_46952_7453.N1	21-FEB-2011 18:13:05	Bright	45.000	119	14Eta Dra	2.7270	4700.0	90	46952	No
150	GOM_NL__2PRFIN20110221_181709_000000633099_00386_46952_7454.N1	21-FEB-2011 18:17:09	Bright	63.000	130	23Bet Dra	2.7990	5800.0	126	46952	No
151	GOM_NL__2PRFIN20110221_182144_000000413099_00386_46952_7455.N1	21-FEB-2011 18:21:44	Bright	40.500	5	3Alp Lyr	0.033000	11000.	81	46952	No
152	GOM_NL__2PRFIN20110221_182855_000000553099_00386_46952_7456.N1	21-FEB-2011 18:28:55	Bright	55.000	168	17Zet Aql	2.9860	11000.	110	46952	No
153	GOM_NL__2PRFIN20110221_183130_000000603099_00386_46952_7457.N1	21-FEB-2011 18:31:30	Tw_i_and_stray	59.500	59	55Alp Oph	2.0800	8900.0	119	46952	No
154	GOM_NL__2PRFIN20110221_183353_000000573099_00386_46952_7458.N1	21-FEB-2011 18:33:53	Tw_i_and_stray	57.000	126	60Bet Oph	2.7700	4250.0	114	46952	No
155	GOM_NL__2PRFIN20110221_184044_000000433099_00386_46952_7459.N1	21-FEB-2011 18:40:44	Dark	43.000	137	22Lam Sgr	2.8240	4400.0	86	46952	No
156	GOM_NL__2PRFIN20110221_184206_000000423099_00386_46952_7460.N1	21-FEB-2011 18:42:06	Dark	42.000	116	19Del Sgr	2.7000	4100.0	84	46952	No
157	GOM_NL__2PRFIN20110221_184537_000000443099_00386_46952_7461.N1	21-FEB-2011 18:45:37	Dark	43.500	25	35Lam Sco	1.6200	28000.	87	46952	No
158	GOM_NL__2PRFIN20110221_185257_000000493099_00387_46953_7500.N1	21-FEB-2011 18:52:57	Dark	48.500	131	Gam Lup	2.8000	26000.	97	46953	No
159	GOM_NL__2PRFIN20110221_185609_000000433099_00387_46953_7501.N1	21-FEB-2011 18:56:09	Dark	43.000	4	Alp1Cen	-0.010000	5800.0	86	46953	No
160	GOM_NL__2PRFIN20110221_185729_000000513099_00387_46953_7502.N1	21-FEB-2011 18:57:29	Dark	51.000	10	Bet Cen	0.61000	28000.	102	46953	No

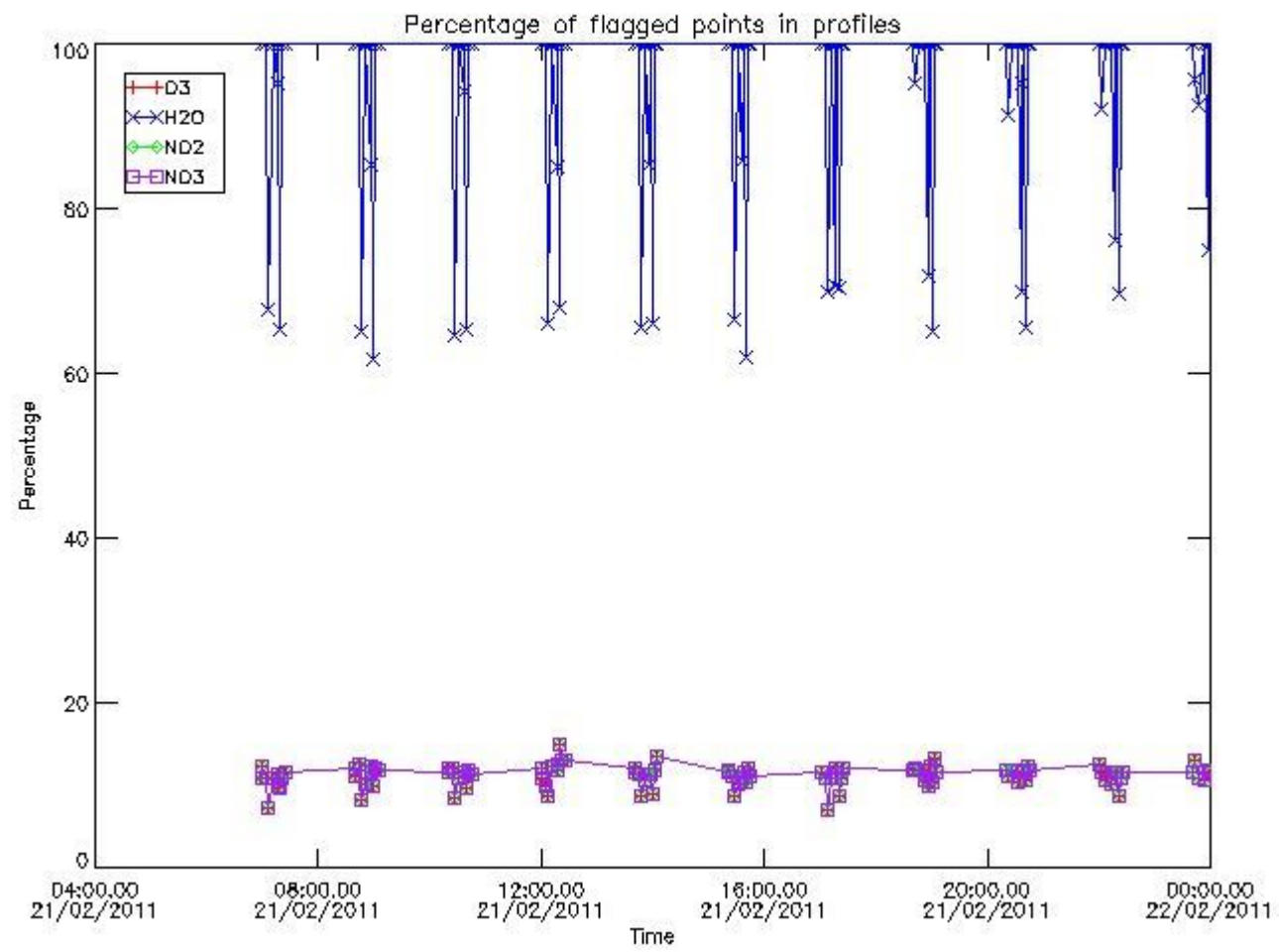
161	GOM_NL__2PRFIN20110221_185903_000000463099_00387_46953_7503.N1	21-FEB-2011 18:59:03	Dark	45.500	77	Eps Cen	2.3030	28000.	91	46953	No
162	GOM_NL__2PRFIN20110221_190112_000000543099_00387_46953_7504.N1	21-FEB-2011 19:01:12	Dark	53.500	26	Gam Cru	1.6240	2900.0	107	46953	No
163	GOM_NL__2PRFIN20110221_190316_000000433099_00387_46953_7505.N1	21-FEB-2011 19:03:16	Dark	42.500	99	Del Cen	2.5750	26000.	85	46953	No
164	GOM_NL__2PRFIN20110221_190558_000000443099_00387_46953_7506.N1	21-FEB-2011 19:05:58	Dark	44.000	113	Mu Vel	2.6920	5000.0	88	46953	No
165	GOM_NL__2PRFIN20110221_191857_000000463099_00387_46953_7507.N1	21-FEB-2011 19:18:57	Tw_i_and_stray	46.000	48	30Alp Hya	1.9770	4100.0	92	46953	No
166	GOM_NL__2PRFIN20110221_192538_000000463099_00387_46953_7508.N1	21-FEB-2011 19:25:38	Bright	46.000	22	32Alp Leo	1.3600	15200.	92	46953	No
167	GOM_NL__2PRFIN20110221_192857_000000423099_00387_46953_7509.N1	21-FEB-2011 19:28:57	Bright	42.000	166	17Eps Leo	2.9800	6000.0	84	46953	No
168	GOM_NL__2PRFIN20110221_194022_000000433099_00387_46953_7510.N1	21-FEB-2011 19:40:22	Bright	43.000	82	48Bet UMa	2.3650	10600.	86	46953	No
169	GOM_NL__2PRFIN20110221_194831_000000413099_00387_46953_7511.N1	21-FEB-2011 19:48:31	Bright	40.500	60	7Bet UMi	2.0810	3950.0	81	46953	No
170	GOM_NL__2PRFIN20110221_195319_000000413099_00387_46953_7512.N1	21-FEB-2011 19:53:19	Bright	41.000	119	14Eta Dra	2.7270	4700.0	82	46953	No
171	GOM_NL__2PRFIN20110221_195722_000000453099_00387_46953_7513.N1	21-FEB-2011 19:57:22	Bright	44.500	130	23Bet Dra	2.7990	5800.0	89	46953	No
172	GOM_NL__2PRFIN20110221_200159_000000413099_00387_46953_7514.N1	21-FEB-2011 20:01:59	Bright	41.000	5	3Alp Lyr	0.033000	11000.	82	46953	No
173	GOM_NL__2PRFIN20110221_200909_000000473099_00387_46953_7515.N1	21-FEB-2011 20:09:09	Bright	46.500	168	17Zet Aql	2.9860	11000.	93	46953	No
174	GOM_NL__2PRFIN20110221_201144_000000583099_00387_46953_7516.N1	21-FEB-2011 20:11:44	Tw_i_and_stray	57.500	59	55Alp Oph	2.0800	8900.0	115	46953	No
175	GOM_NL__2PRFIN20110221_201408_000000573099_00387_46953_7517.N1	21-FEB-2011 20:14:08	Tw_i_and_stray	57.000	126	60Bet Oph	2.7700	4250.0	114	46953	No
176	GOM_NL__2PRFIN20110221_202059_000000433099_00387_46953_7518.N1	21-FEB-2011 20:20:59	Dark	43.000	137	22Lam Sgr	2.8240	4400.0	86	46953	No
177	GOM_NL__2PRFIN20110221_202220_000000463099_00387_46953_7519.N1	21-FEB-2011 20:22:20	Dark	46.000	116	19Del Sgr	2.7000	4100.0	92	46953	No
178	GOM_NL__2PRFIN20110221_202551_000000433099_00387_46953_7520.N1	21-FEB-2011 20:25:51	Dark	43.000	25	35Lam Sco	1.6200	28000.	86	46953	No
179	GOM_NL__2PRFIN20110221_203312_000000493099_00388_46954_7569.N1	21-FEB-2011 20:33:12	Dark	49.000	131	Gam Lup	2.8000	26000.	98	46954	No
180	GOM_NL__2PRFIN20110221_203624_000000443099_00388_46954_7570.N1	21-FEB-2011 20:36:24	Dark	43.500	4	Alp1Cen	-0.010000	5800.0	87	46954	No
181	GOM_NL__2PRFIN20110221_203743_000000433099_00388_46954_7571.N1	21-FEB-2011 20:37:43	Dark	43.000	10	Bet Cen	0.61000	28000.	86	46954	No
182	GOM_NL__2PRFIN20110221_203918_000000443099_00388_46954_7572.N1	21-FEB-2011 20:39:18	Dark	44.000	77	Eps Cen	2.3030	28000.	88	46954	No
183	GOM_NL__2PRFIN20110221_204126_000000493099_00388_46954_7573.N1	21-FEB-2011 20:41:26	Dark	48.500	26	Gam Cru	1.6240	2900.0	97	46954	No
184	GOM_NL__2PRFIN20110221_204331_000000423099_00388_46954_7574.N1	21-FEB-2011 20:43:31	Dark	41.500	99	Del Cen	2.5750	26000.	83	46954	No
185	GOM_NL__2PRFIN20110221_204612_000000433099_00388_46954_7575.N1	21-FEB-2011 20:46:12	Dark	43.000	113	Mu Vel	2.6920	5000.0	86	46954	No
186	GOM_NL__2PRFIN20110221_205911_000000493099_00388_46954_7576.N1	21-FEB-2011 20:59:11	Tw_i_and_stray	48.500	48	30Alp Hya	1.9770	4100.0	97	46954	No
187	GOM_NL__2PRFIN20110221_210552_000000473099_00388_46954_7577.N1	21-FEB-2011 21:05:52	Bright	47.000	22	32Alp Leo	1.3600	15200.	94	46954	No
188	GOM_NL__2PRFIN20110221_210911_000000403099_00388_46954_7578.N1	21-FEB-2011 21:09:11	Bright	40.000	166	17Eps Leo	2.9800	6000.0	80	46954	No
189	GOM_NL__2PRFIN20110221_212036_000000443099_00388_46954_7579.N1	21-FEB-2011 21:20:36	Bright	44.000	82	48Bet UMa	2.3650	10600.	88	46954	No
190	GOM_NL__2PRFIN20110221_212845_000000423099_00388_46954_7580.N1	21-FEB-2011 21:28:45	Bright	41.500	60	7Bet UMi	2.0810	3950.0	83	46954	No
191	GOM_NL__2PRFIN20110221_213332_000000453099_00388_46954_7581.N1	21-FEB-2011 21:33:32	Bright	45.000	119	14Eta Dra	2.7270	4700.0	90	46954	No
192	GOM_NL__2PRFIN20110221_213736_000000443099_00388_46954_7582.N1	21-FEB-2011 21:37:36	Bright	44.000	130	23Bet Dra	2.7990	5800.0	88	46954	No
193	GOM_NL__2PRFIN20110221_214213_000000403099_00388_46954_7583.N1	21-FEB-2011 21:42:13	Bright	39.500	5	3Alp Lyr	0.033000	11000.	79	46954	No
194	GOM_NL__2PRFIN20110221_214923_000000553099_00388_46954_7584.N1	21-FEB-2011 21:49:23	Bright	55.000	168	17Zet Aql	2.9860	11000.	110	46954	No
195	GOM_NL__2PRFIN20110221_215159_000000583099_00388_46954_7585.N1	21-FEB-2011 21:51:59	Tw_i_and_stray	57.500	59	55Alp Oph	2.0800	8900.0	115	46954	No
196	GOM_NL__2PRFIN20110221_215423_000000533099_00388_46954_7586.N1	21-FEB-2011 21:54:23	Tw_i_and_stray	53.000	126	60Bet Oph	2.7700	4250.0	106	46954	No
197	GOM_NL__2PRFIN20110221_220113_000000413099_00388_46954_7587.N1	21-FEB-2011 22:01:13	Dark	40.500	137	22Lam Sgr	2.8240	4400.0	81	46954	No
198	GOM_NL__2PRFIN20110221_220235_000000453099_00388_46954_7588.N1	21-FEB-2011 22:02:35	Dark	44.500	116	19Del Sgr	2.7000	4100.0	89	46954	No
199	GOM_NL__2PRFIN20110221_220606_000000493099_00388_46954_7589.N1	21-FEB-2011 22:06:06	Dark	48.500	25	35Lam Sco	1.6200	28000.	97	46954	No
200	GOM_NL__2PRFIN20110221_221327_000000503099_00389_46955_7611.N1	21-FEB-2011 22:13:27	Dark	50.000	131	Gam Lup	2.8000	26000.	100	46955	No
201	GOM_NL__2PRFIN20110221_221638_000000453099_00389_46955_7612.N1	21-FEB-2011 22:16:38	Dark	44.500	4	Alp1Cen	-0.010000	5800.0	89	46955	No
202	GOM_NL__2PRFIN20110221_221758_000000453099_00389_46955_7613.N1	21-FEB-2011 22:17:58	Dark	44.500	10	Bet Cen	0.61000	28000.	89	46955	No
203	GOM_NL__2PRFIN20110221_221933_000000443099_00389_46955_7614.N1	21-FEB-2011 22:19:33	Dark	44.000	77	Eps Cen	2.3030	28000.	88	46955	No
204	GOM_NL__2PRFIN20110221_222141_000000583099_00389_46955_7615.N1	21-FEB-2011 22:21:41	Dark	58.000	26	Gam Cru	1.6240	2900.0	116	46955	No
205	GOM_NL__2PRFIN20110221_222345_000000483099_00389_46955_7616.N1	21-FEB-2011 22:23:45	Dark	47.500	99	Del Cen	2.5750	26000.	95	46955	No
206	GOM_NL__2PRFIN20110221_222627_000000443099_00389_46955_7617.N1	21-FEB-2011 22:26:27	Dark	44.000	113	Mu Vel	2.6920	5000.0	88	46955	No
207	GOM_NL__2PRFIN20110221_223925_000000473099_00389_46955_7618.N1	21-FEB-2011 22:39:25	Tw_i_and_stray	46.500	48	30Alp Hya	1.9770	4100.0	93	46955	No
208	GOM_NL__2PRFIN20110221_224606_000000473099_00389_46955_7619.N1	21-FEB-2011 22:46:06	Bright	47.000	22	32Alp Leo	1.3600	15200.	94	46955	No
209	GOM_NL__2PRFIN20110221_224924_000000413099_00389_46955_7620.N1	21-FEB-2011 22:49:24	Bright	41.000	166	17Eps Leo	2.9800	6000.0	82	46955	No
210	GOM_NL__2PRFIN20110221_230049_000000443099_00389_46955_7621.N1	21-FEB-2011 23:00:49	Bright	43.500	82	48Bet UMa	2.3650	10600.	87	46955	No
211	GOM_NL__2PRFIN20110221_230858_000000413099_00389_46955_7622.N1	21-FEB-2011 23:08:58	Bright	41.000	60	7Bet UMi	2.0810	3950.0	82	46955	No
212	GOM_NL__2PRFIN20110221_231346_000000453099_00389_46955_7623.N1	21-FEB-2011 23:13:46	Bright	44.500	119	14Eta Dra	2.7270	4700.0	89	46955	No
213	GOM_NL__2PRFIN20110221_231750_000000433099_00389_46955_7624.N1	21-FEB-2011 23:17:50	Bright	43.000	130	23Bet Dra	2.7990	5800.0	86	46955	No
214	GOM_NL__2PRFIN20110221_232227_000000383099_00389_46955_7625.N1	21-FEB-2011 23:22:27	Bright	37.500	5	3Alp Lyr	0.033000	11000.	75	46955	No
215	GOM_NL__2PRFIN20110221_232937_000000553099_00389_46955_7626.N1	21-FEB-2011 23:29:37	Bright	55.000	168	17Zet Aql	2.9860	11000.	110	46955	No
216	GOM_NL__2PRFIN20110221_233214_000000563099_00389_46955_7627.N1	21-FEB-2011 23:32:14	Tw_i_and_stray	56.000	59	55Alp Oph	2.0800	8900.0	112	46955	No
217	GOM_NL__2PRFIN20110221_233437_000000563099_00389_46955_7628.N1	21-FEB-2011 23:34:37	Tw_i_and_stray	56.000	126	60Bet Oph	2.7700	4250.0	112	46955	No
218	GOM_NL__2PRFIN20110221_234128_000000443099_00389_46955_7629.N1	21-FEB-2011 23:41:28	Dark	44.000	137	22Lam Sgr	2.8240	4400.0	88	46955	No
219	GOM_NL__2PRFIN20110221_234249_000000473099_00389_46955_7630.N1	21-FEB-2011 23:42:49	Dark	46.500	116	19Del Sgr	2.7000	4100.0	93	46955	No

220	GOM_NL__2PRFIN20110221_234621_000000483099_00389_46955_7631.N1	21-FEB-2011 23:46:21	Dark	47.500	25	35Lam Sco	1.6200	28000.	95	46955	No
221	GOM_NL__2PRFIN20110221_235342_000000493099_00390_46956_7644.N1	21-FEB-2011 23:53:42	Dark	48.500	131	Gam Lup	2.8000	26000.	97	46956	No
222	GOM_NL__2PRFIN20110221_235653_000000453099_00390_46956_7645.N1	21-FEB-2011 23:56:53	Dark	44.500	4	Alp1Cen	-0.010000	5800.0	89	46956	No
223	GOM_NL__2PRFIN20110221_235813_000000433099_00390_46956_7646.N1	21-FEB-2011 23:58:13	Dark	43.000	10	Bet Cen	0.61000	28000.	86	46956	No
224	GOM_NL__2PRFIN20110221_235948_000000453099_00390_46956_7647.N1	21-FEB-2011 23:59:48	Dark	44.500	77	Eps Cen	2.3030	28000.	89	46956	No

3. Quality information per product

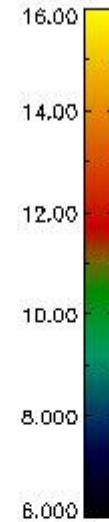
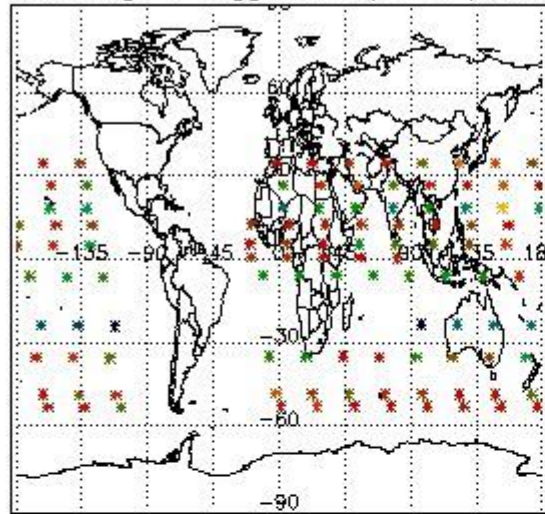
In this section it is plotted some information contained in the Quality Summary data set of the level 2 products. Only products in dark limb conditions and without errors (error flag in the MPH set to "0") are used.

3.1 Plot quality information per product (time dependant)

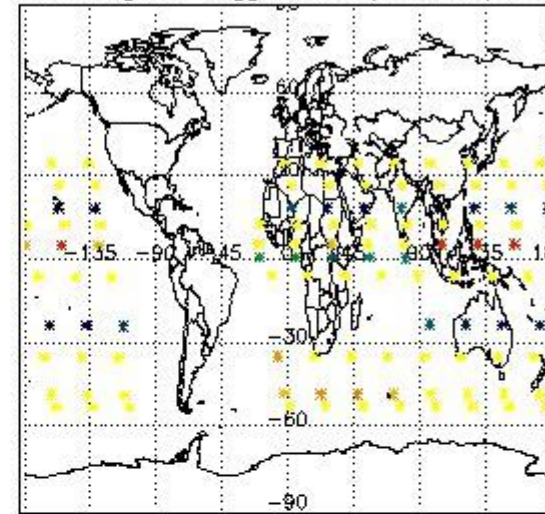


3.2 Plot quality information per product (world map)

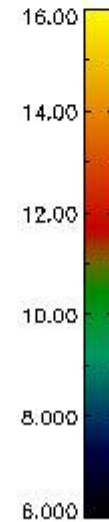
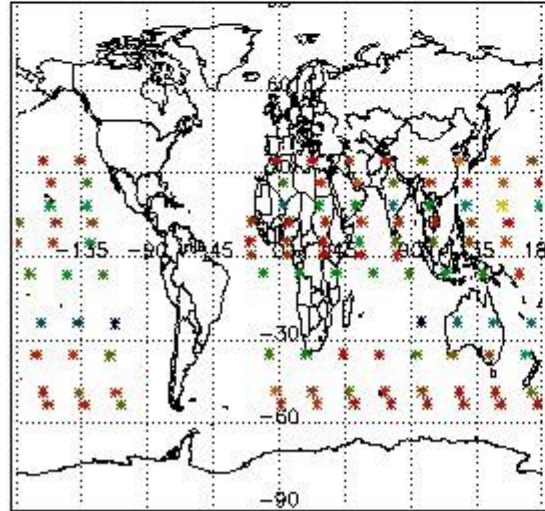
Percentage of flagged data per O3 profile



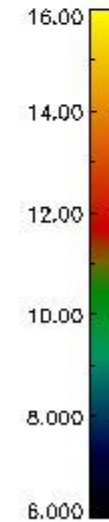
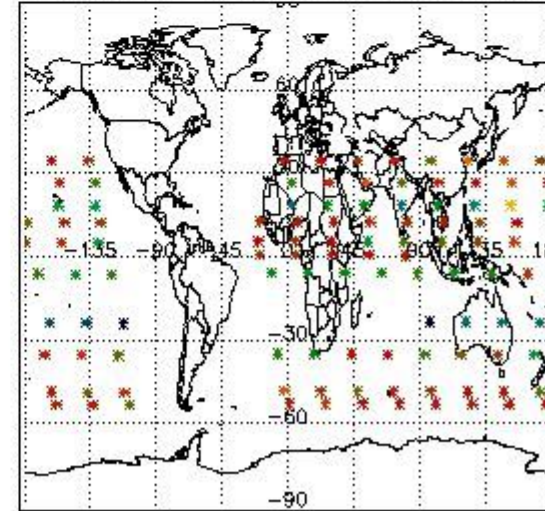
Percentage of flagged data per H2O profile



Percentage of flagged data per NO2 profile



Percentage of flagged data per NO3 profile

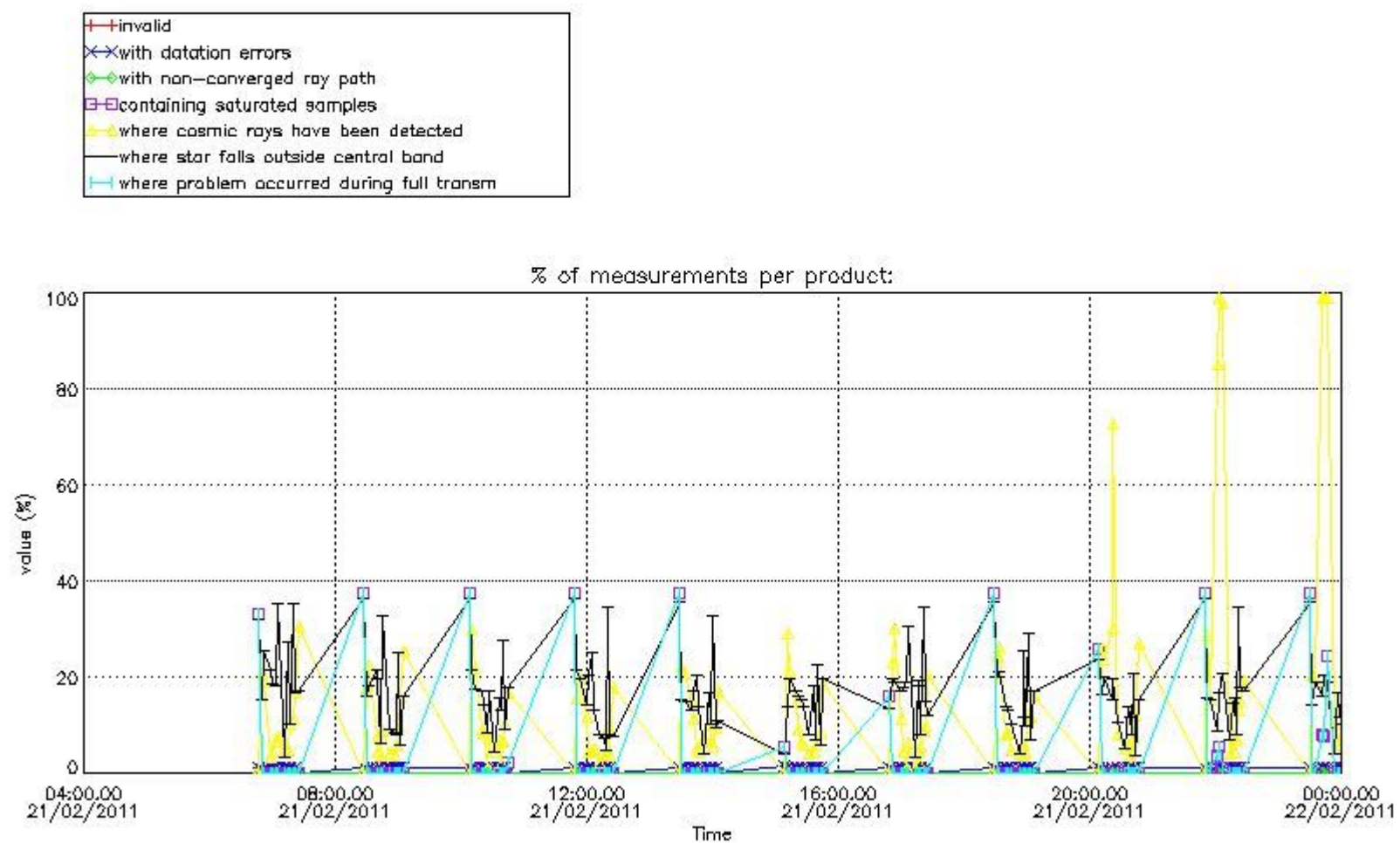


4. Level 1 quality information per product

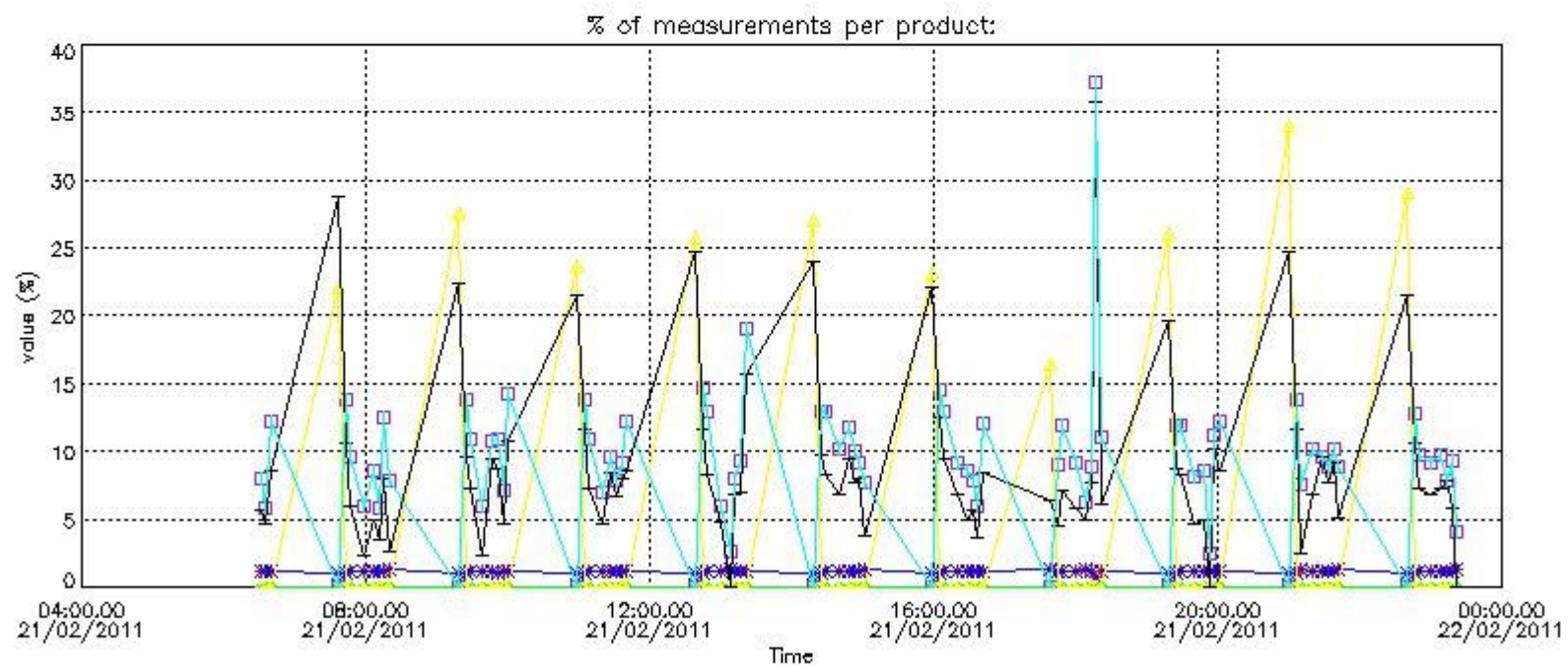
In this section it is plotted some information contained in the Quality Summary data set of the level 2 products that comes from the level 1b processing. Products without errors (error flag in the MPH set to "0") are used.

4.1 Plot quality information per product (time dependant) coming from level 1b processing

4.1.1 Plot level 1 quality information per product (time dependant): ENVISAT ASCENDING passes



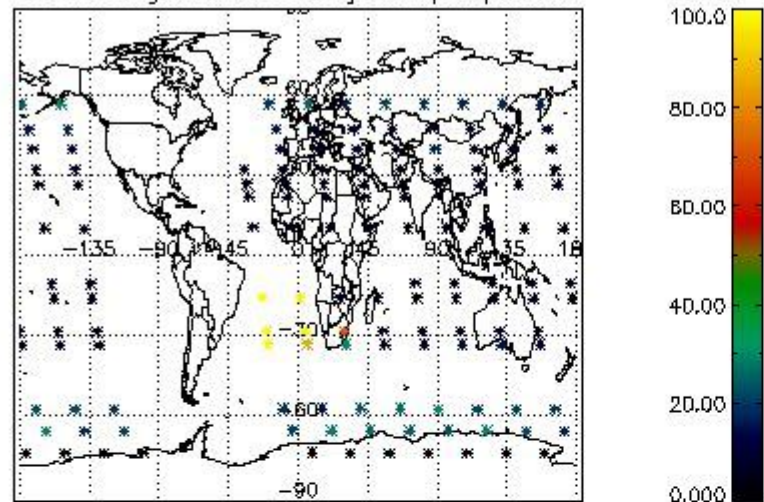
4.1.2 Plot level 1 quality information per product (time dependant): ENVI SAT DESCENDING passes



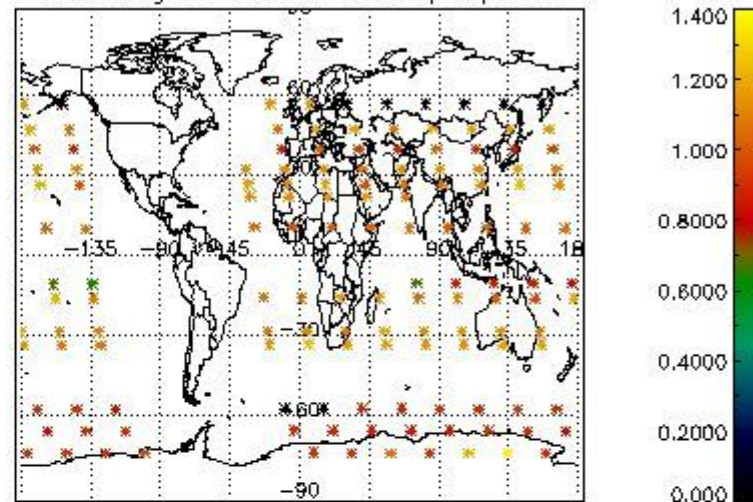
4.2 Plot quality information per product coming from level 1b processing (world map)

4.2.1 Plot level 1 quality information per product (world map): ENVISAT ASCENDING passes

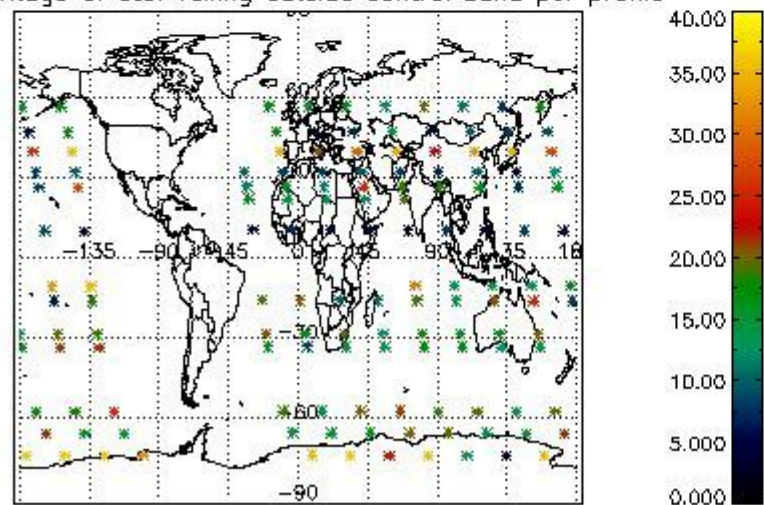
Percentage of cosmic ray hits per profile



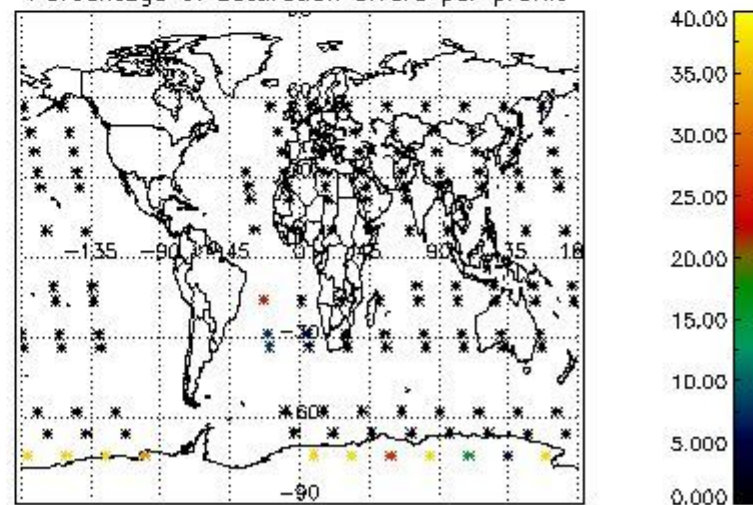
Percentage of datation errors per profile



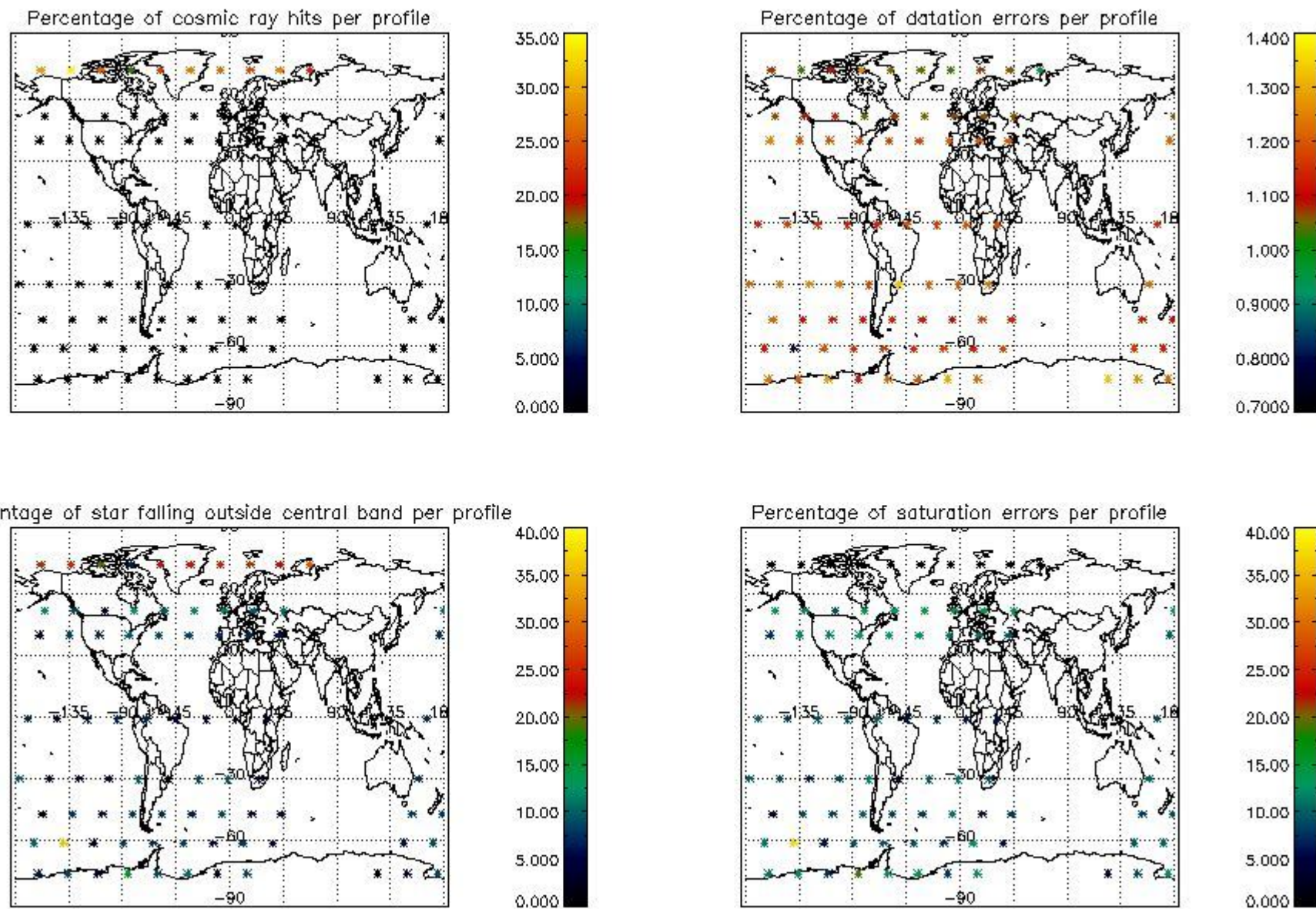
Percentage of star falling outside central band per profile



Percentage of saturation errors per profile



4.2.2 Plot level 1 quality information per product (world map): ENVISAT DESCENDING passes



5. Trace gas profiles

5.1 Ozone statistics based on quality of products

The final quality of the products can be "measured" using the STD (Standard Deviation) attached to every point profile. This information is written to the parameter GOM_NL__2P/NL_LOCAL_SPECIES_DENSITY/o3_std of the level 2 products. The table below shows the statistics for given STD ranges.

The statistics are given with respect to the overall valid production:

- Products without fatal errors: GOM_NL__2P/MPH/PRODUCT_ERR=0
- Valid point profile: GOM_NL__2P/NL_LOCAL_SPECIES_DENSITY/pcd(0)=0

The 'Criteria' is applied to valid points of dark limb products:

- Products in dark limb illumination condition: GOM_NL__2P/NL_SUMMARY_QUALITY/obs_ill_cond=0
- Products without fatal errors: GOM_NL__2P/MPH/PRODUCT_ERR=0
- Valid point profile: GOM_NL__2P/NL_LOCAL_SPECIES_DENSITY/pcd(0)=0

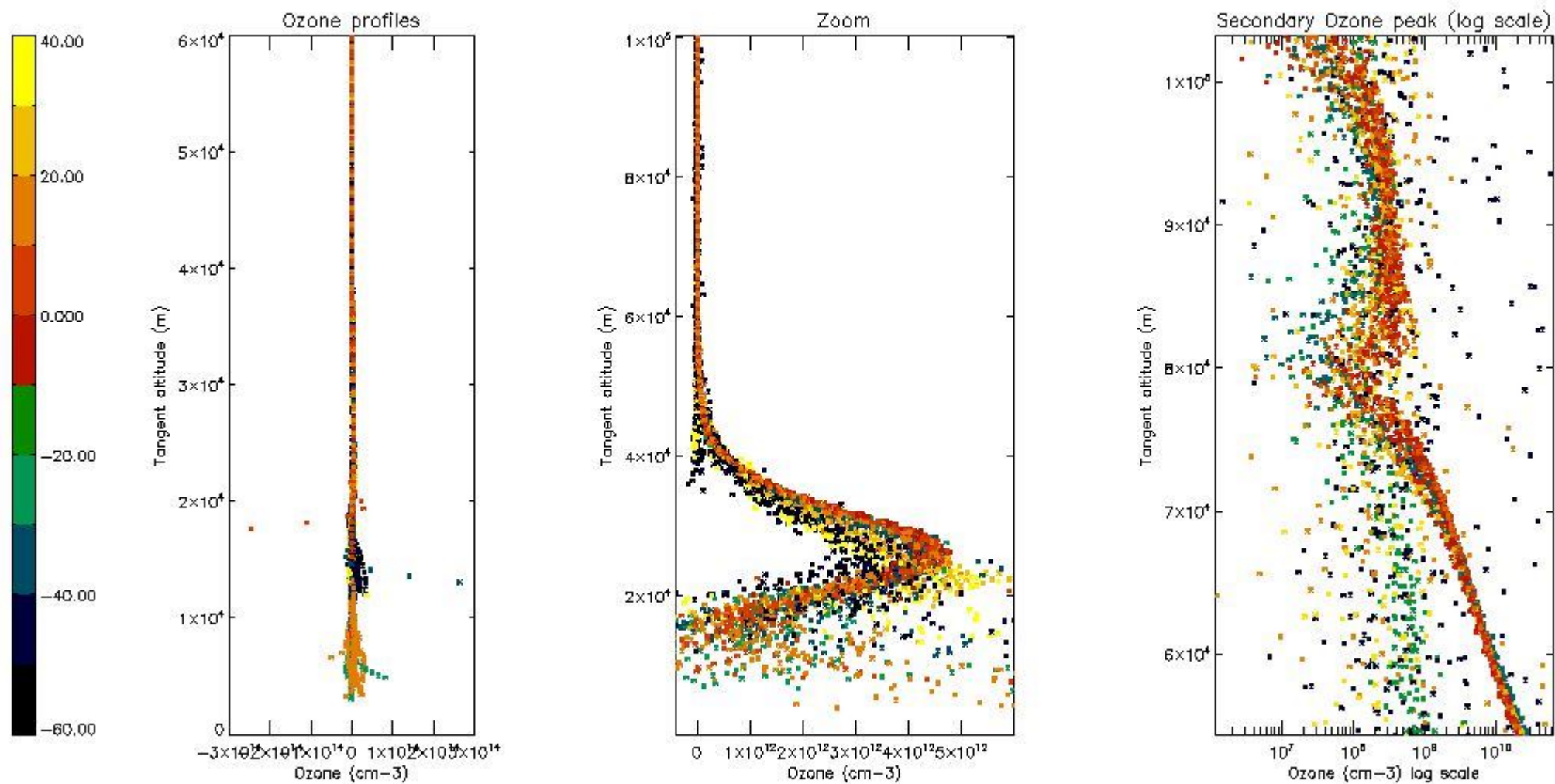
So, the table below shows the percentage of dark limb and valid observations for each criteria with respect to the overall valid daily observations.

Criteria	% of total production
All STD	49
STD < 20	23

STD < 10	17
STD < 5	13

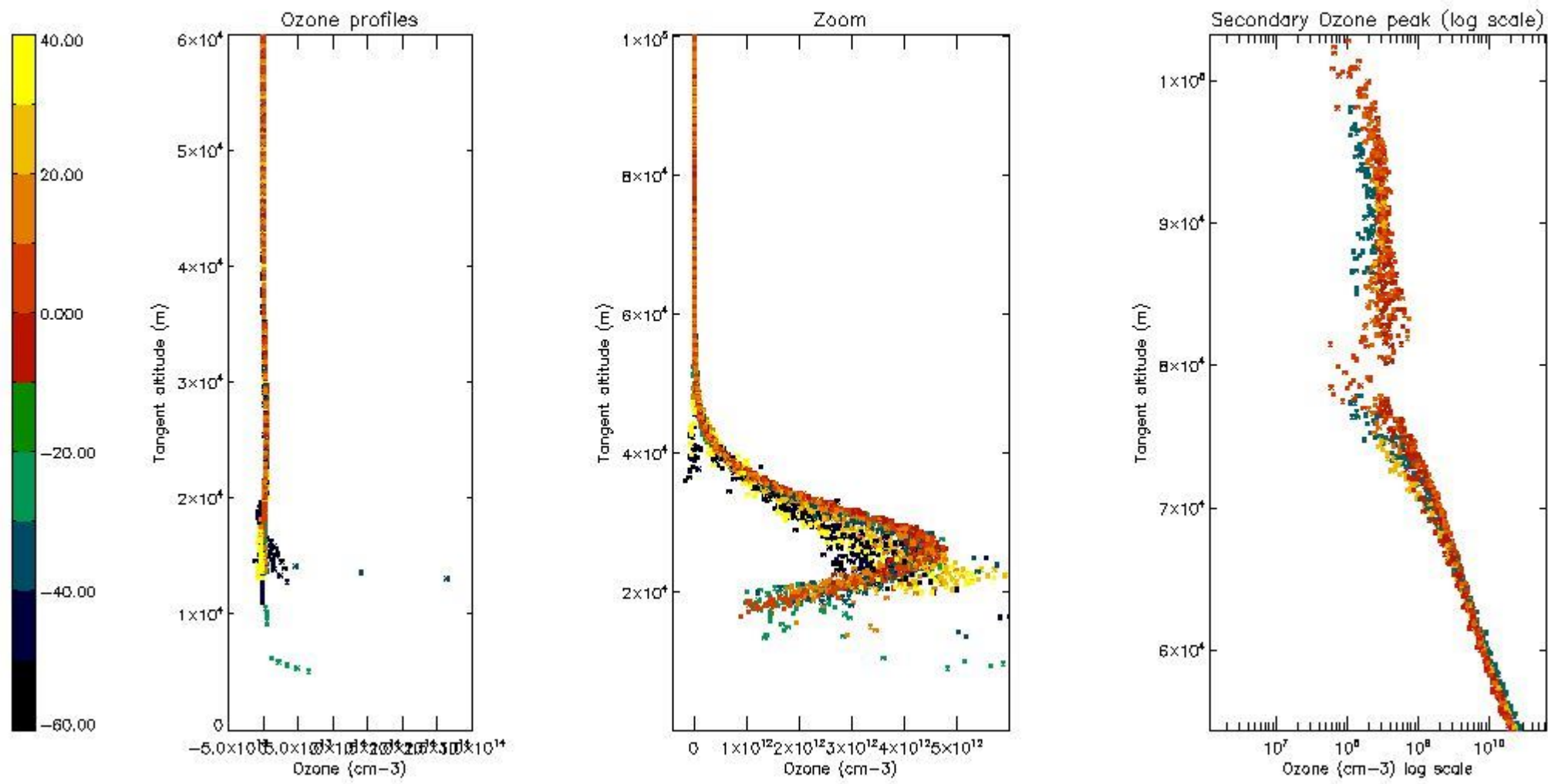
5.2 Plot ozone profiles for all STD (dark without errors)

The colorbar represents the latitude.



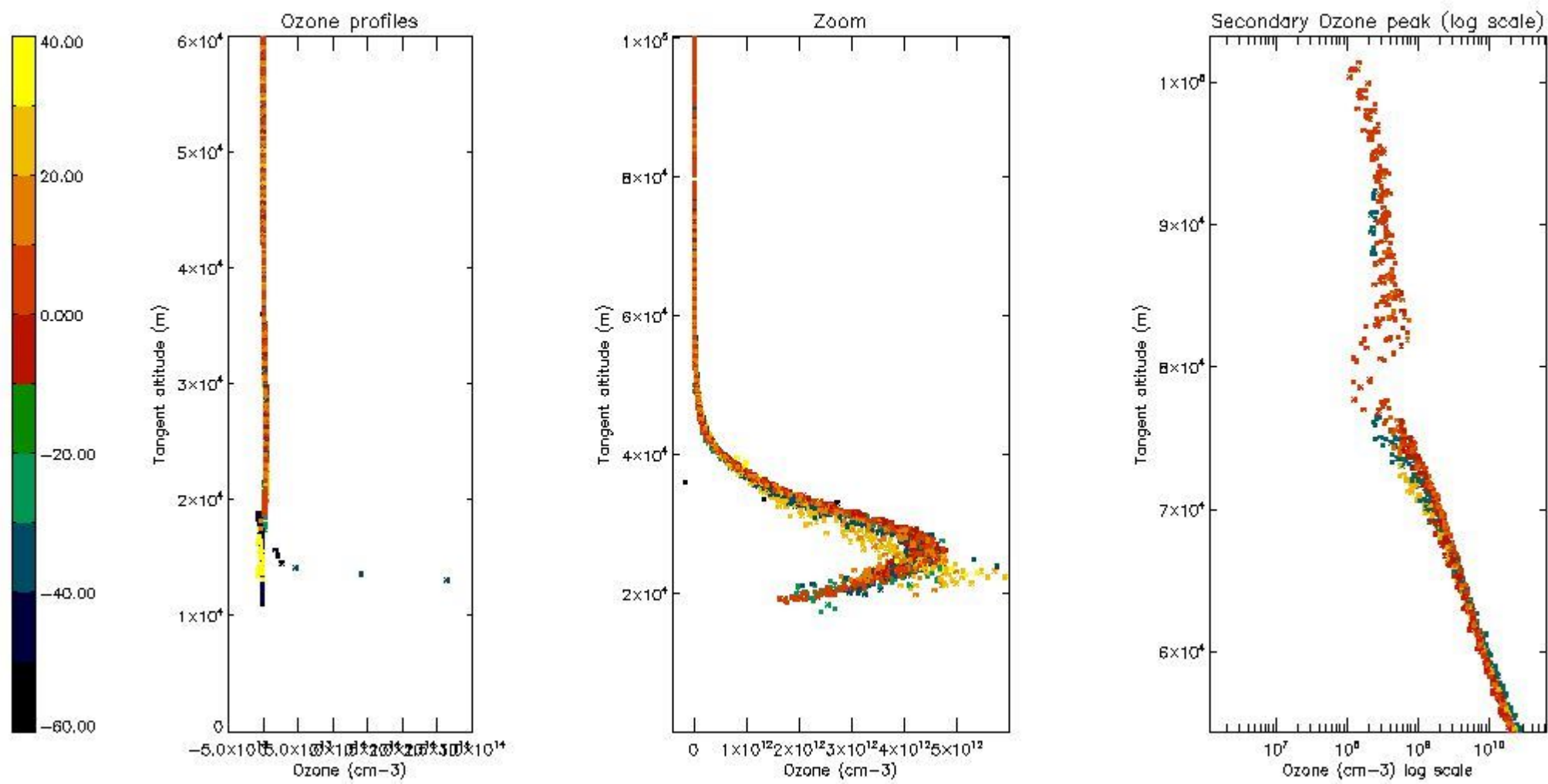
5.3 Plot ozone profiles where STD < 20% (dark without errors)

The colorbar represents the latitude.



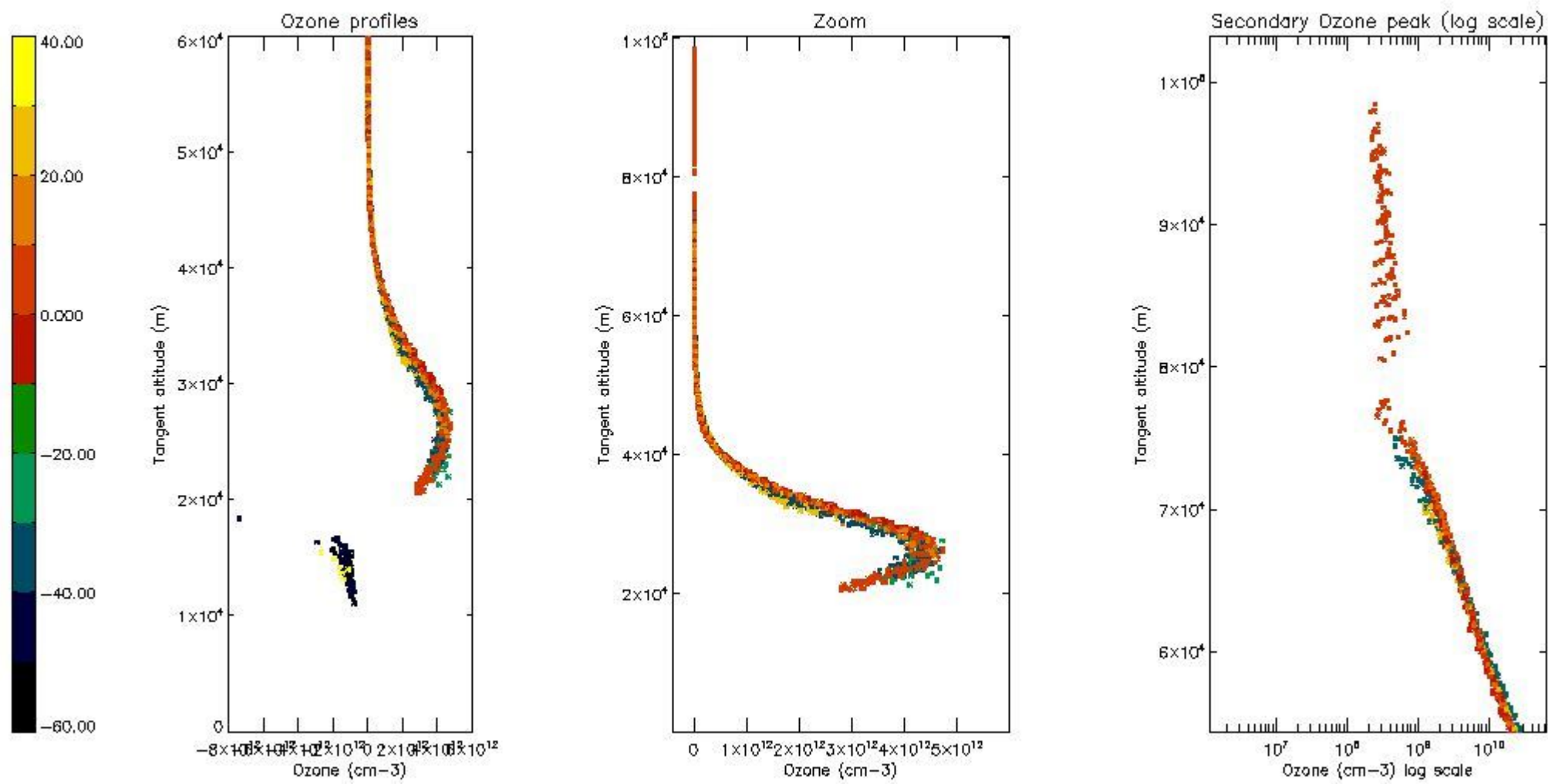
5.4 Plot ozone profiles where STD < 10% (dark without errors)

The colorbar represents the latitude.



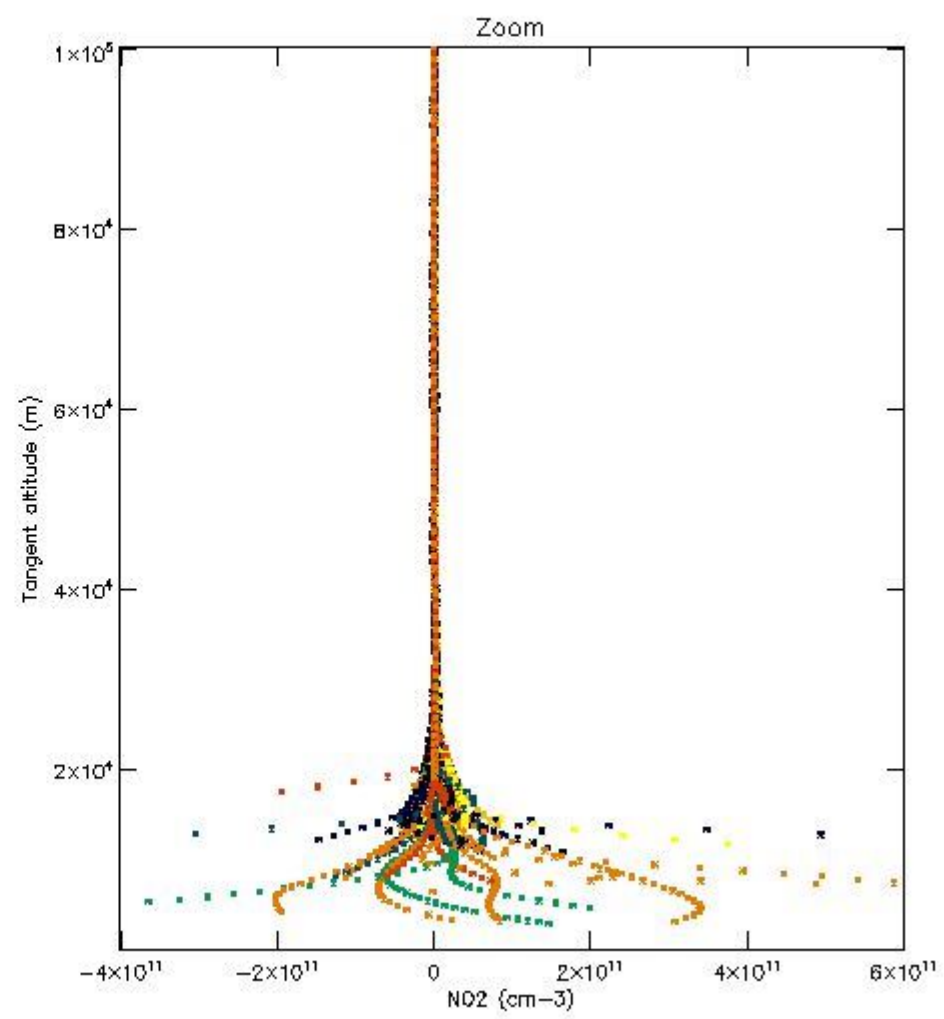
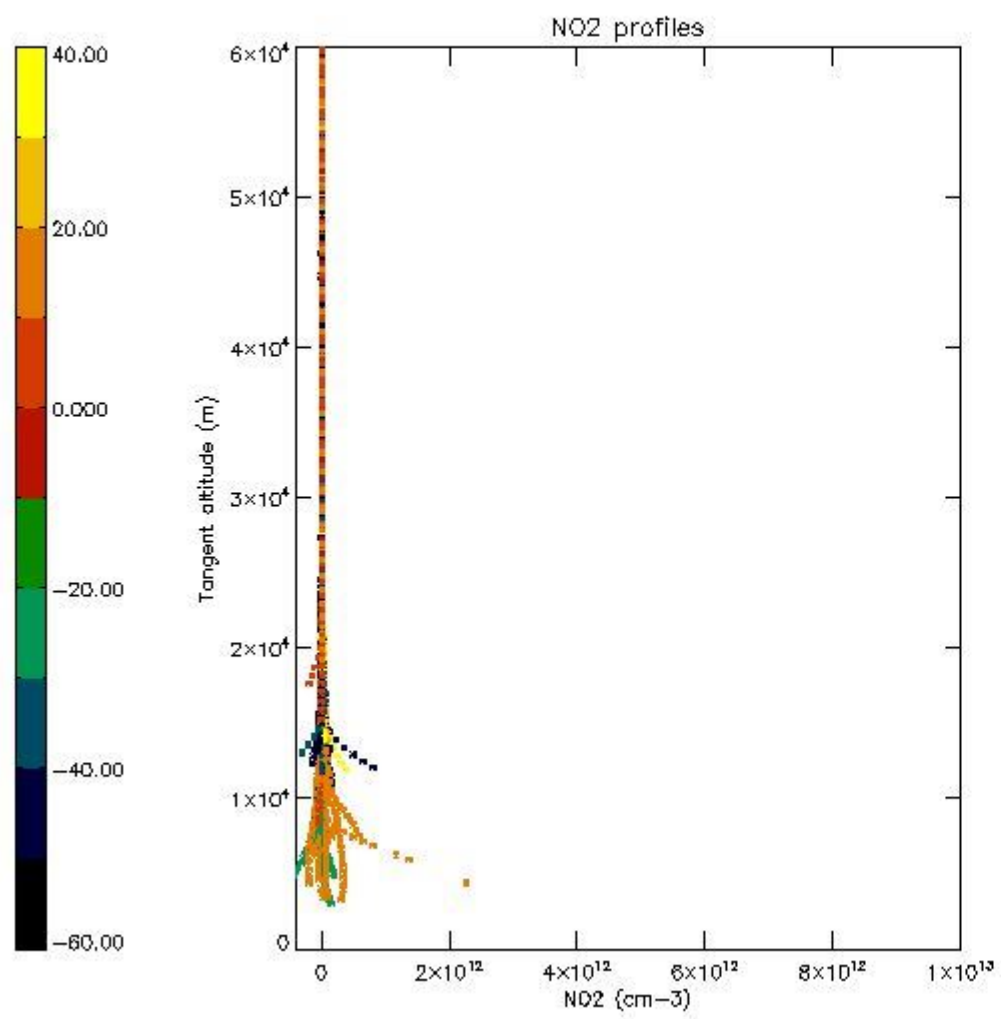
5.5 Plot ozone profiles where STD < 5% (dark without errors)

The colorbar represents the latitude.



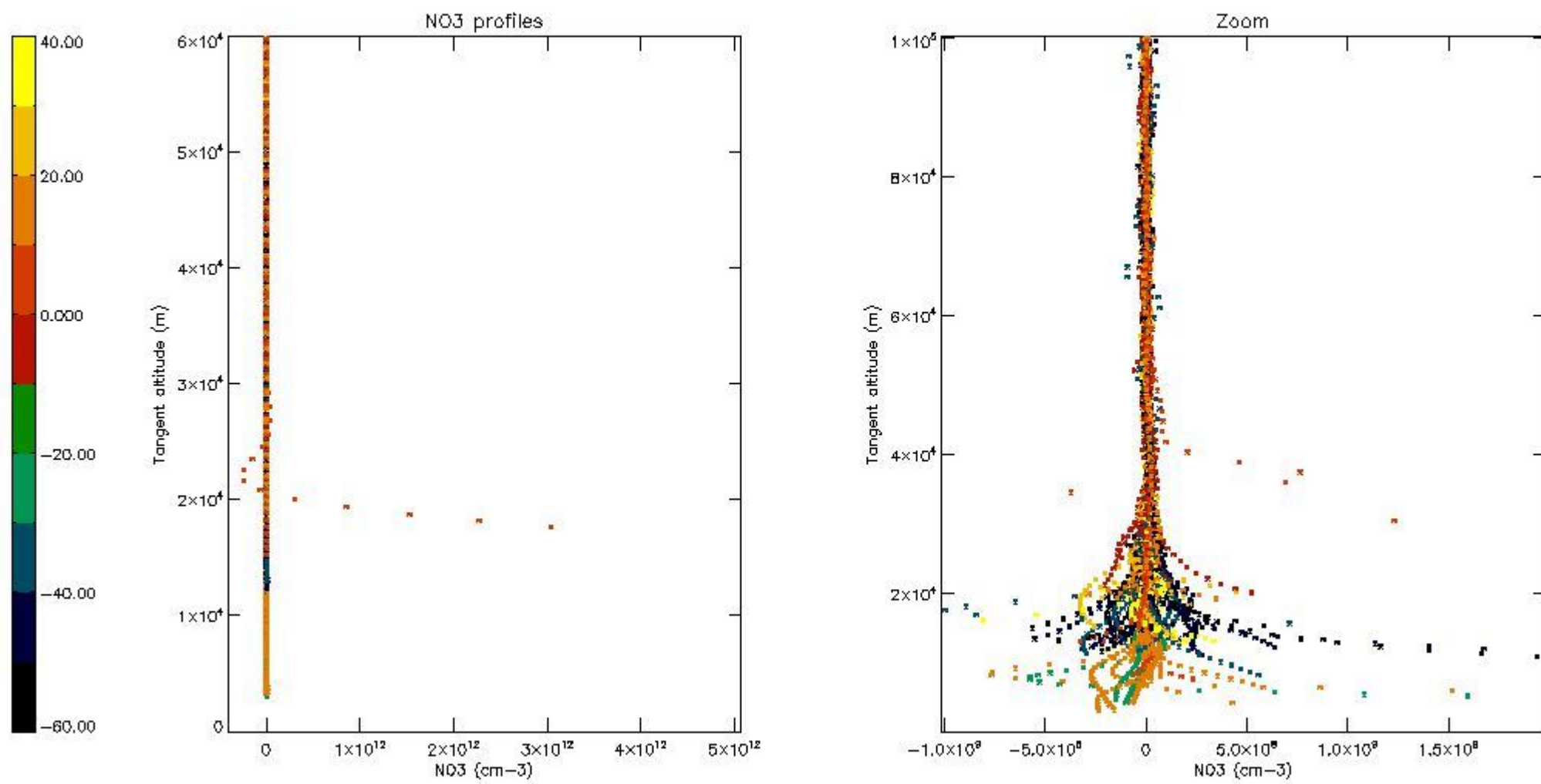
5.6 Plot NO₂ profiles for all STD (dark without errors)

The colorbar represents the latitude.



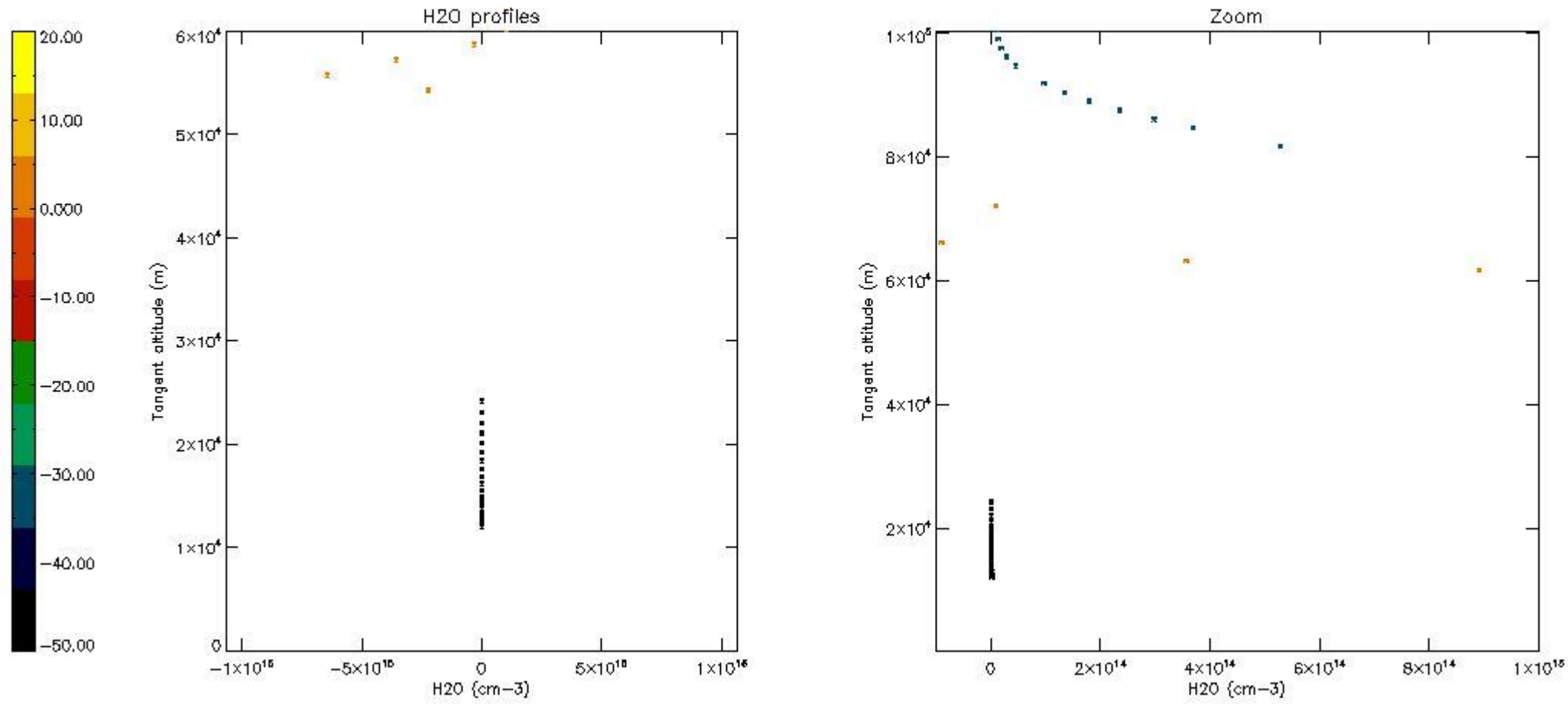
5.7 Plot NO3 profiles for all STD (dark without errors)

The colorbar represents the latitude.



5.8 Plot H2O profiles for all STD (only for occultations of stars 1,2,3,4,13,14,16,26,63 dark without errors)

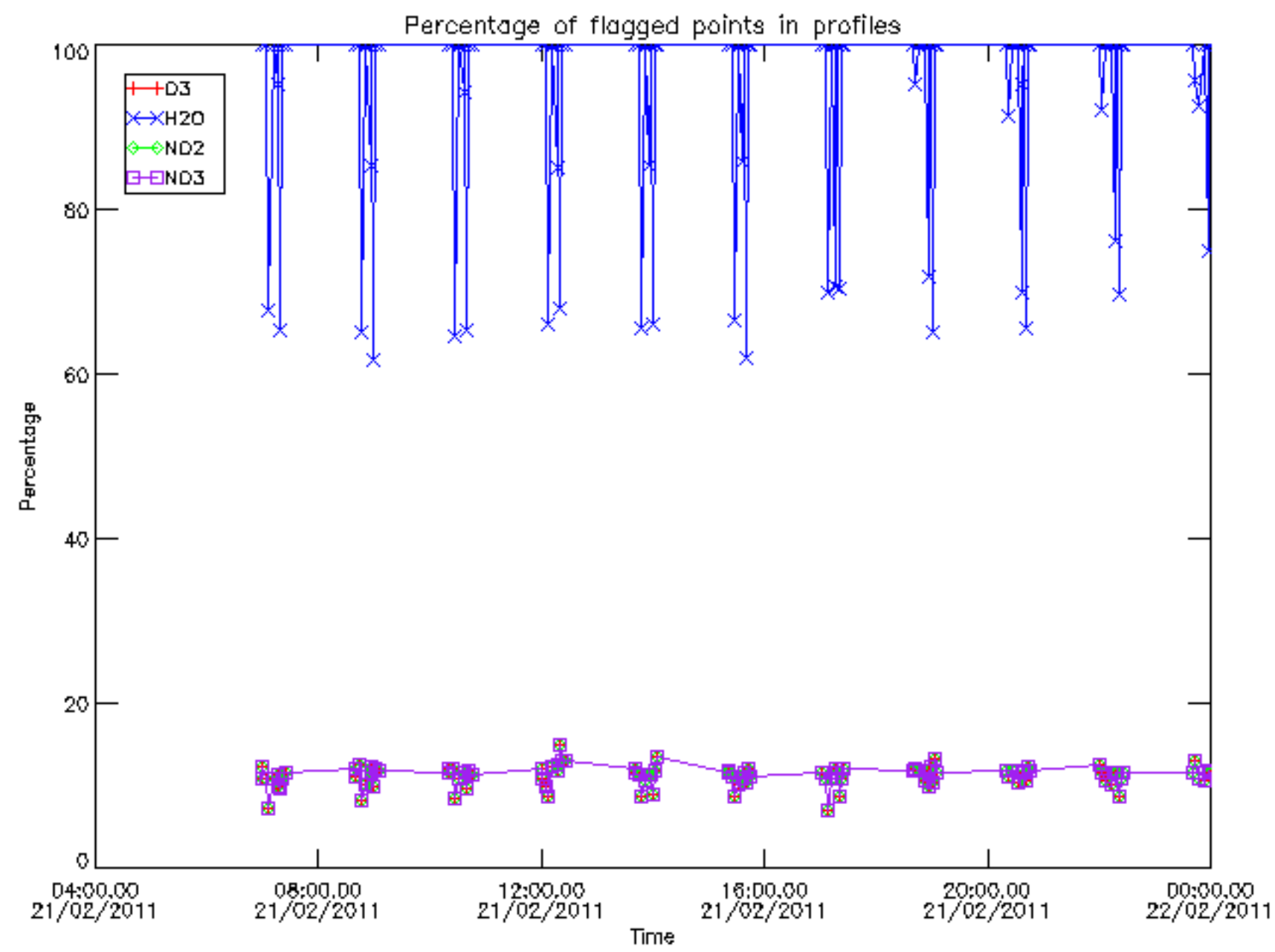
The colorbar represents the latitude.



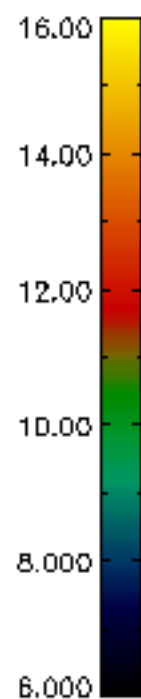
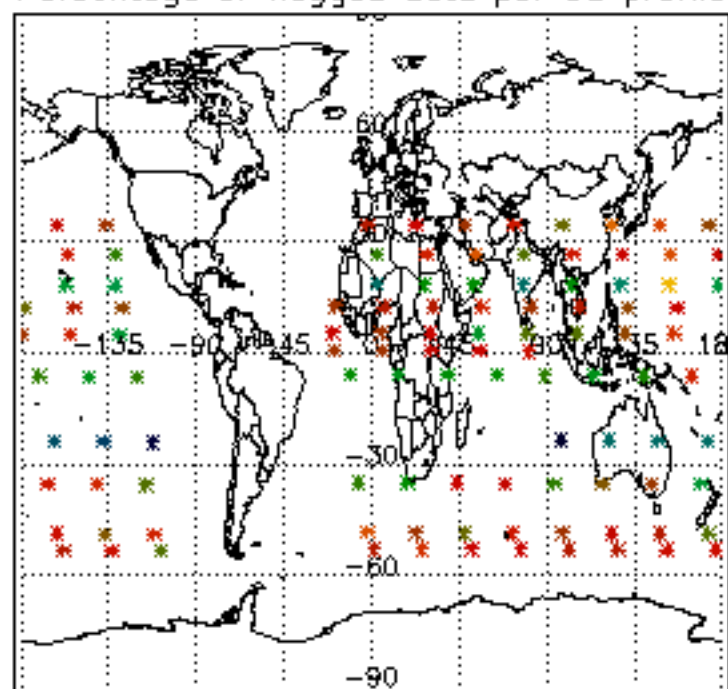
6. Auxiliary Data Files used for the production reported in section 2

The number reported in the third column indicates since which file (see list in section 2) the corresponding auxiliary file has been used. The fourth column is the date of those product files.

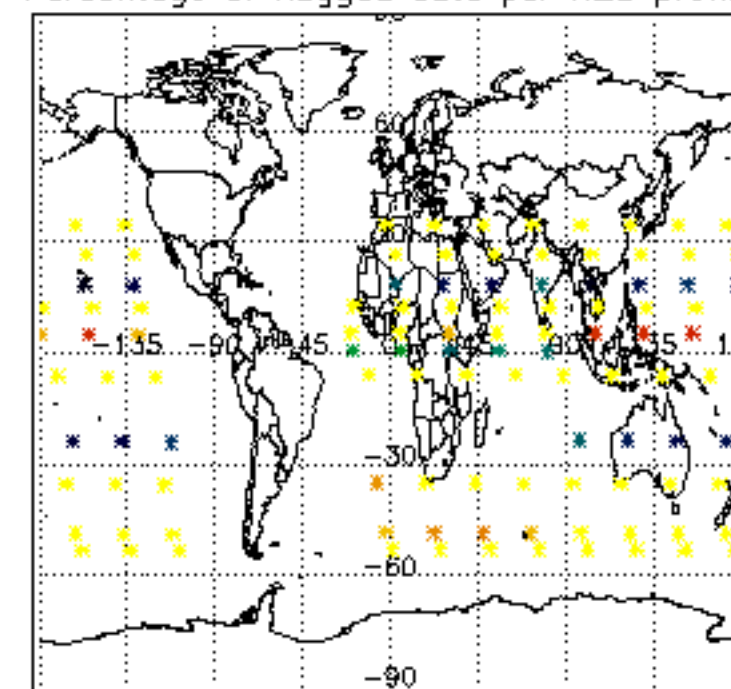
Type	Auxiliary Filename	Used since product	Used since product date
INST_PHYS_CHARACTERISTICS	GOM_INS_AXVIEC20091111_143220_20030716_120000_20500101_000000	1	21-FEB-2011 06:31:30
LEVEL-2_PROC_CONFIG	GOM_PR2_AXVIEC20091111_152718_20020301_000000_20500101_000000	1	21-FEB-2011 06:31:30
CROSS_SECTIONS_FILE	GOM_CRS_AXVIEC20091111_154832_20020301_000000_20500101_000000	1	21-FEB-2011 06:31:30



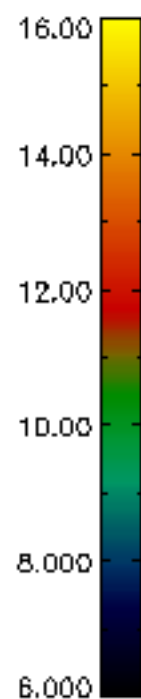
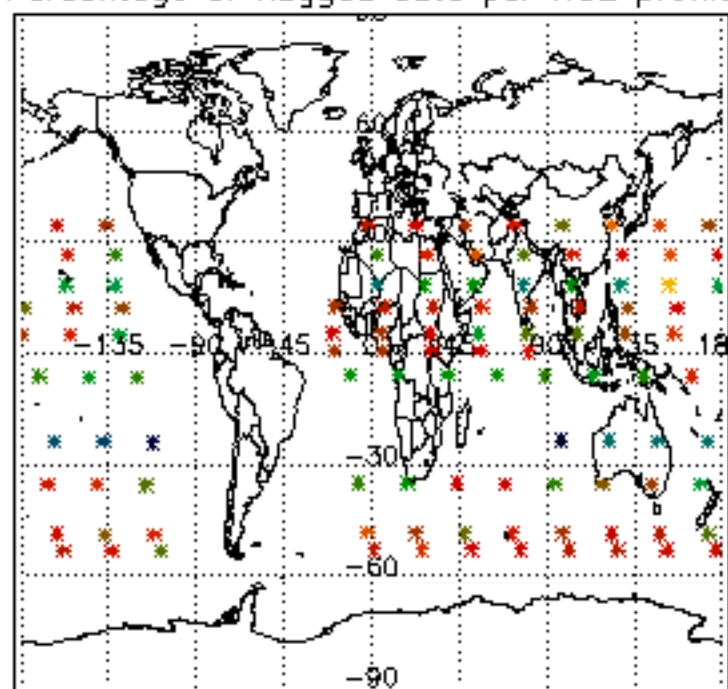
Percentage of flagged data per D3 profile



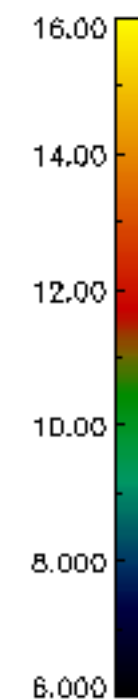
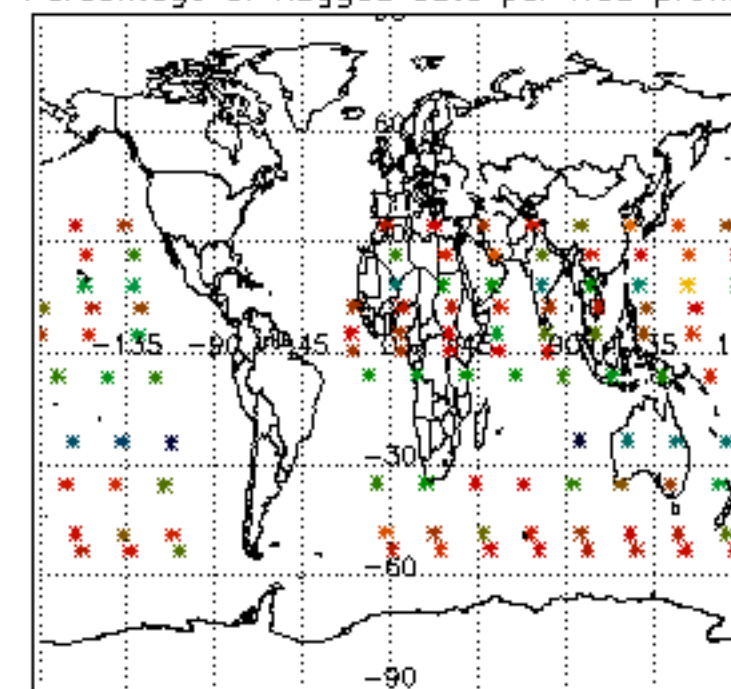
Percentage of flagged data per H2O profile

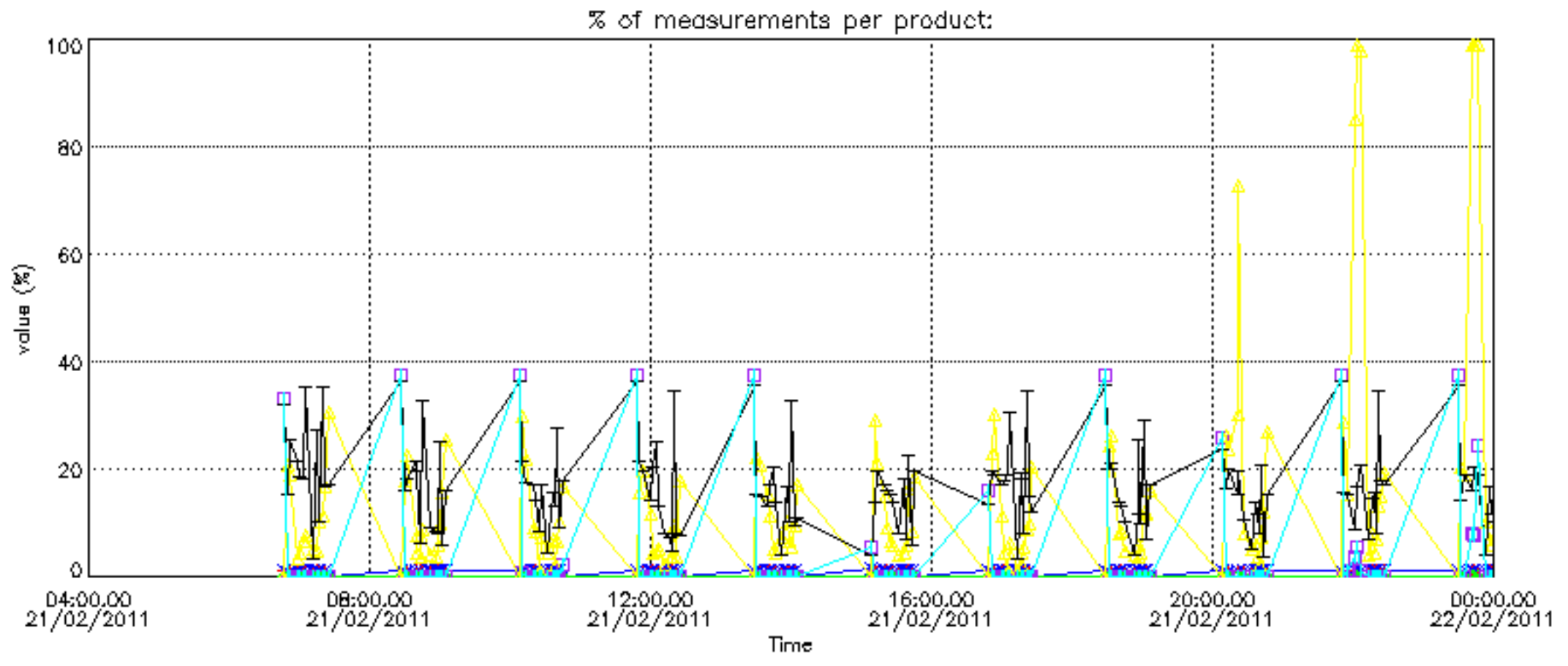


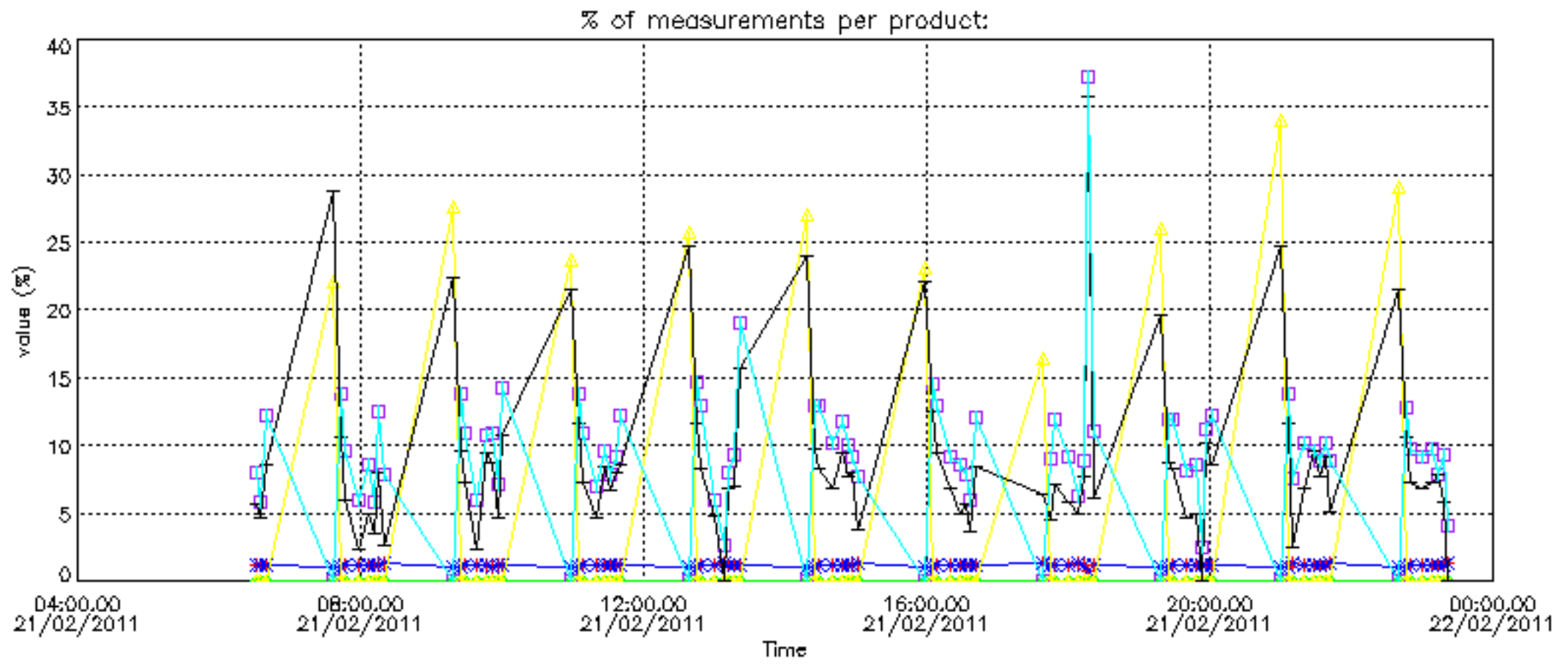
Percentage of flagged data per NO2 profile



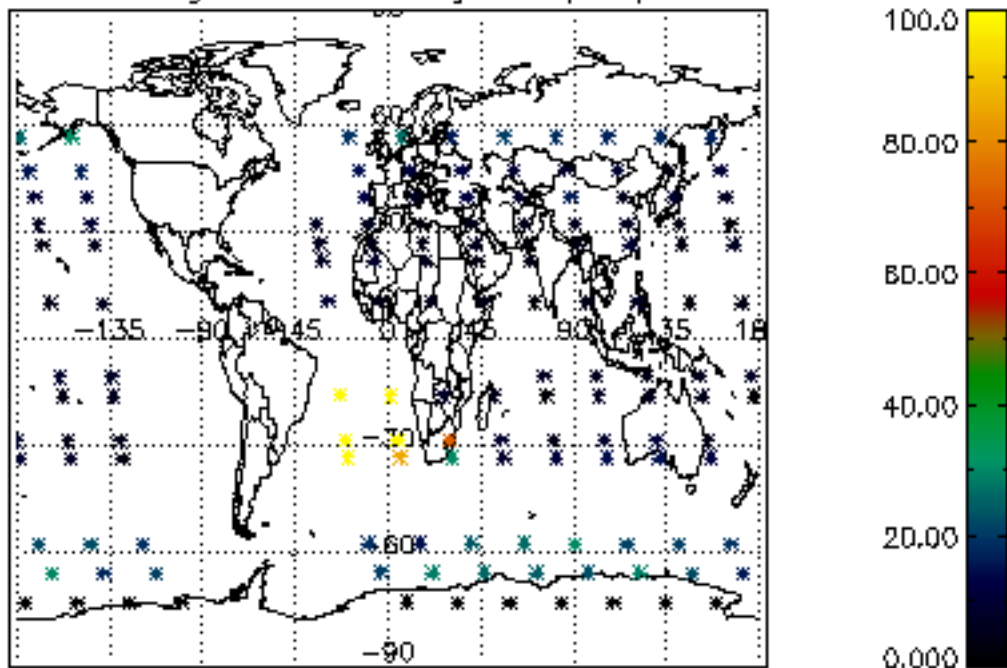
Percentage of flagged data per NO3 profile



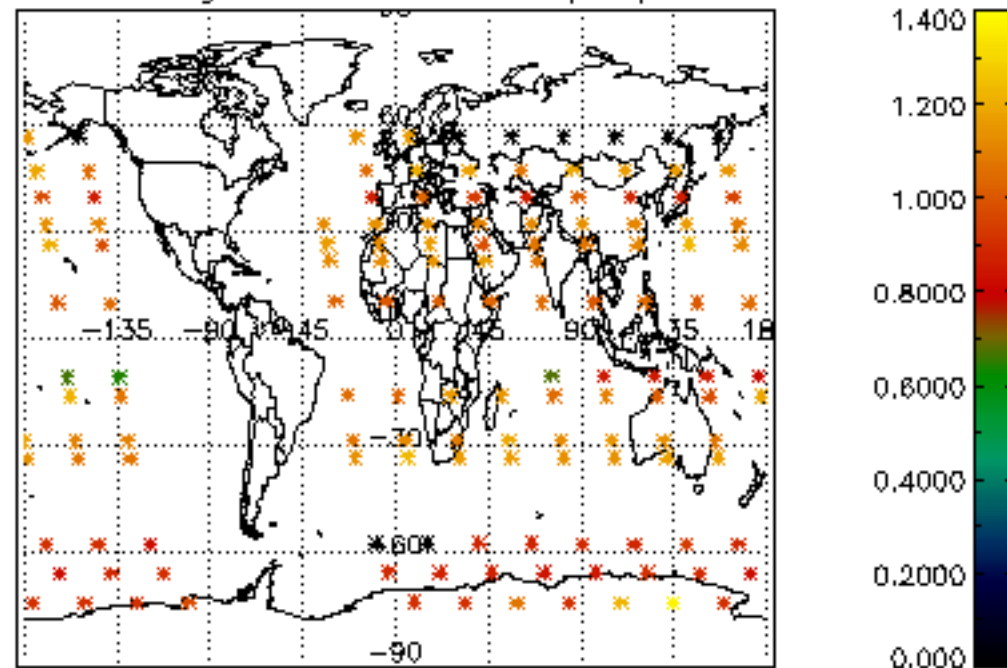




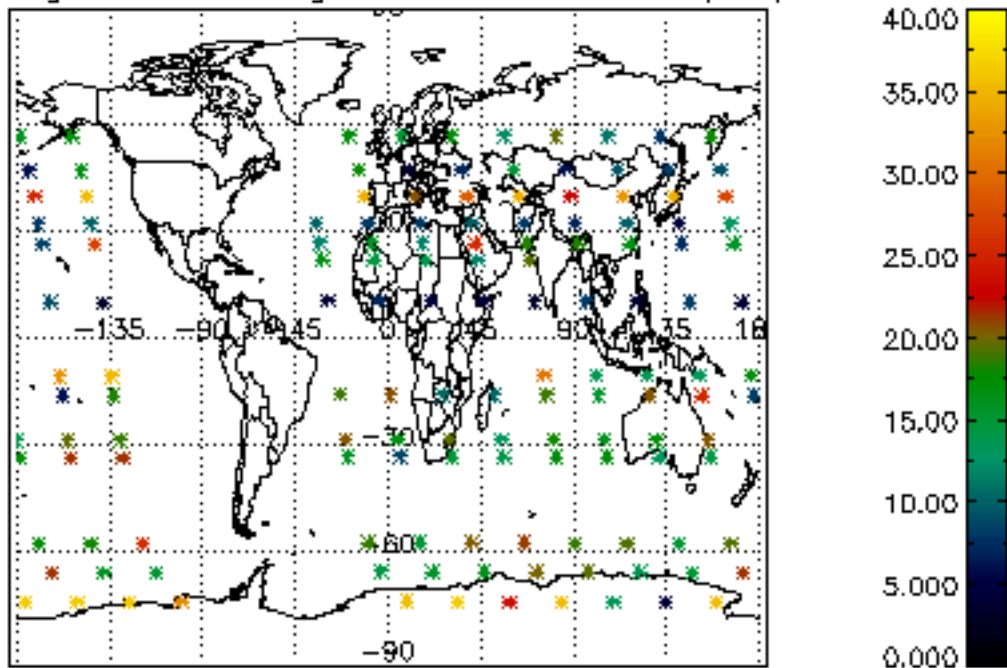
Percentage of cosmic ray hits per profile



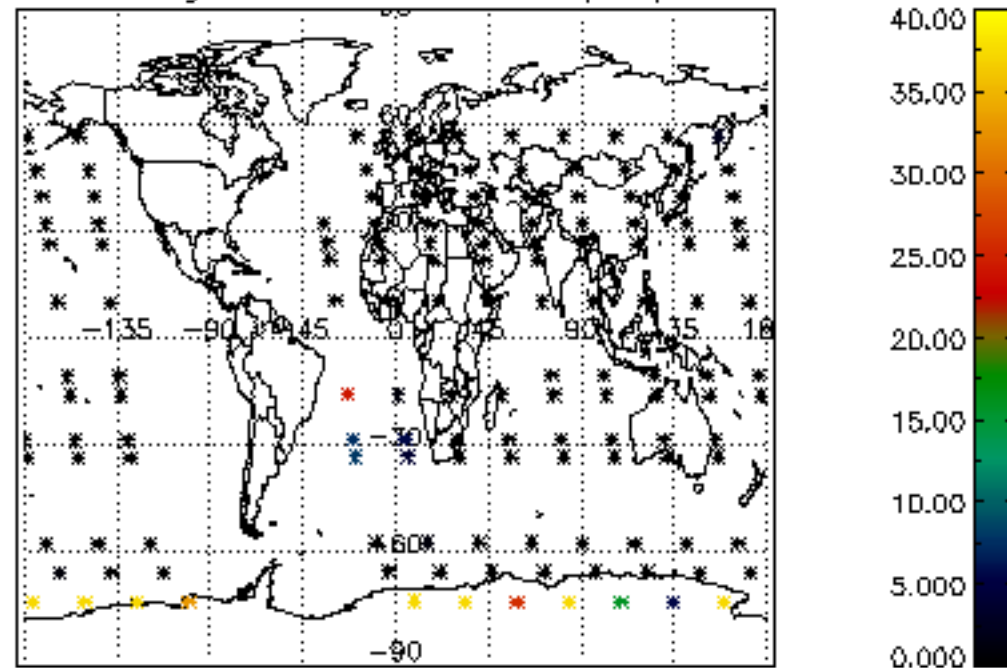
Percentage of datation errors per profile



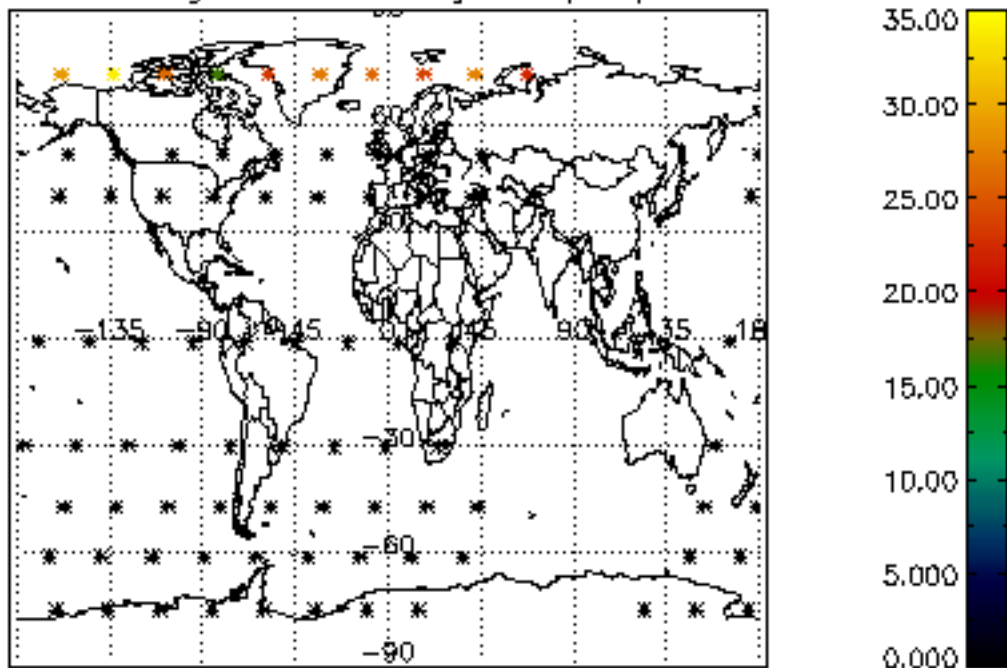
Percentage of star falling outside central band per profile



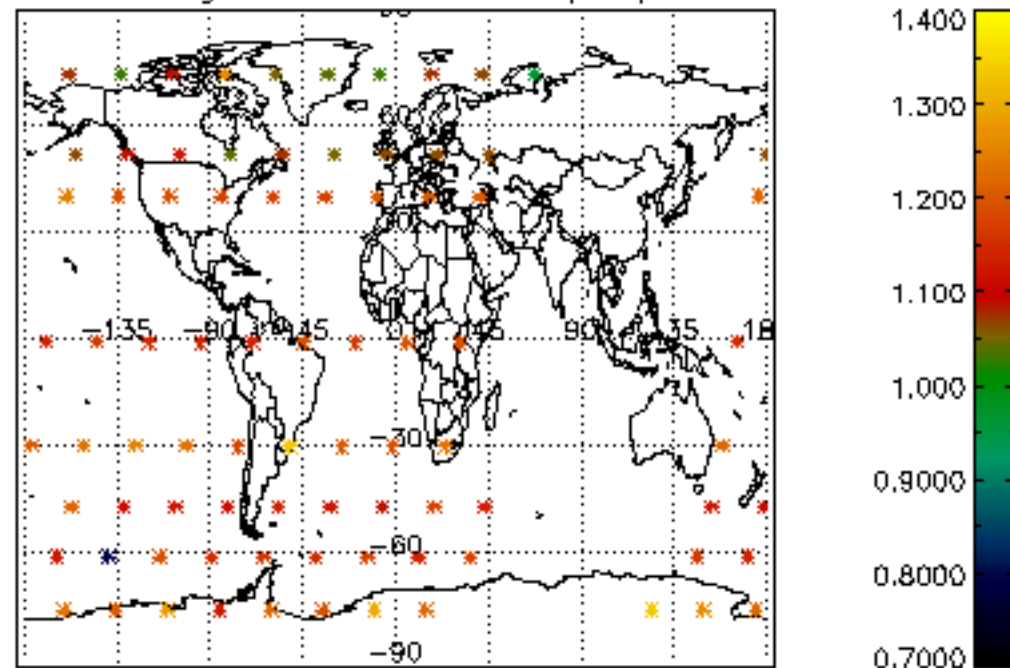
Percentage of saturation errors per profile



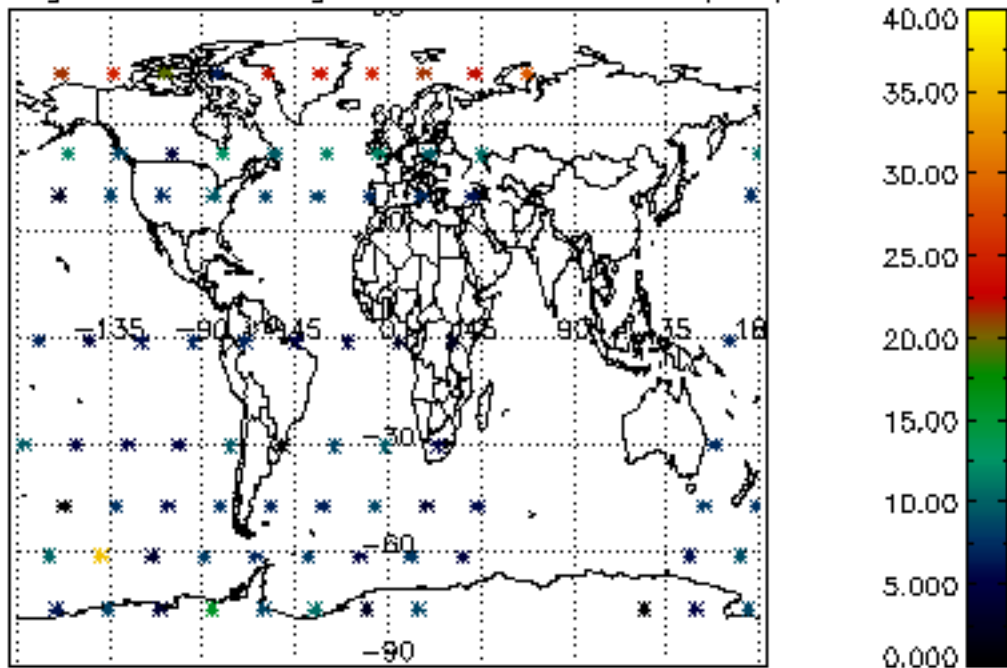
Percentage of cosmic ray hits per profile



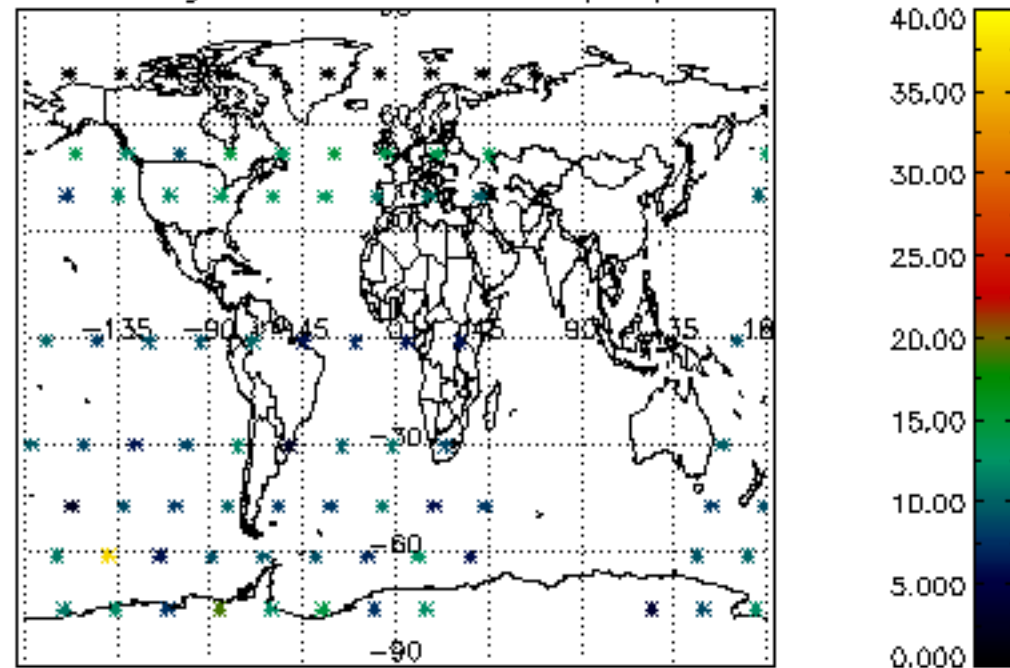
Percentage of datation errors per profile

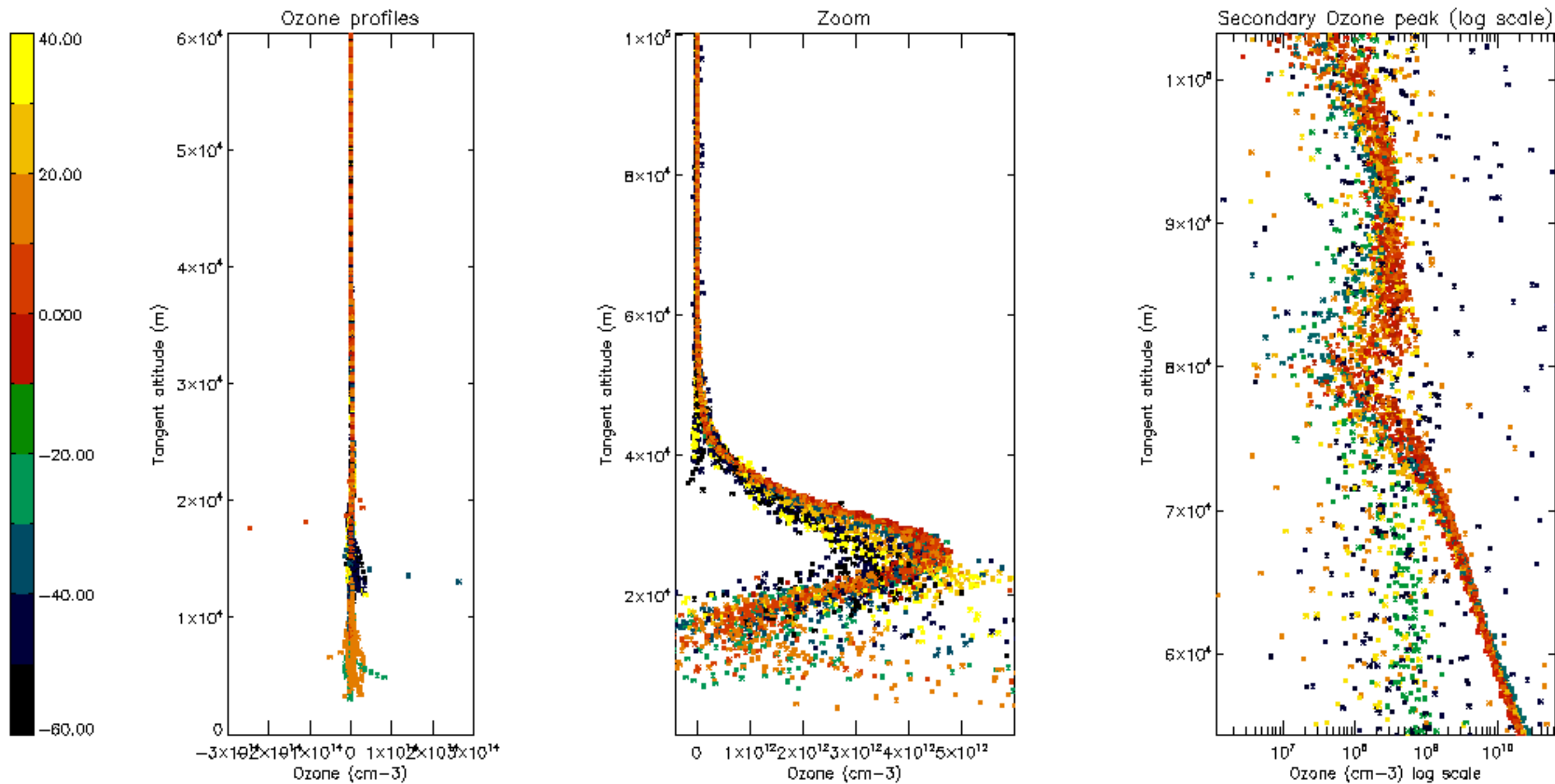


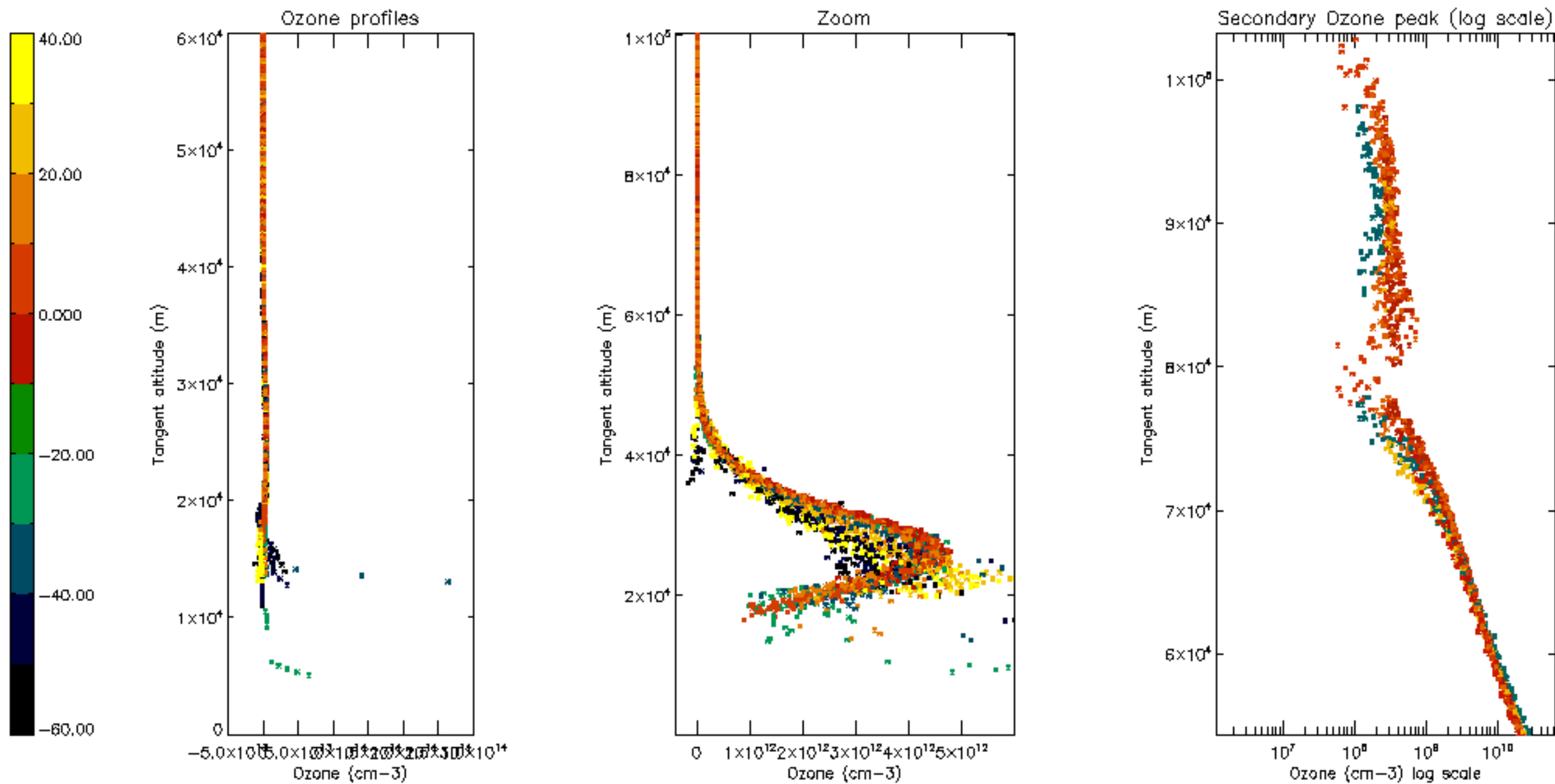
Percentage of star falling outside central band per profile

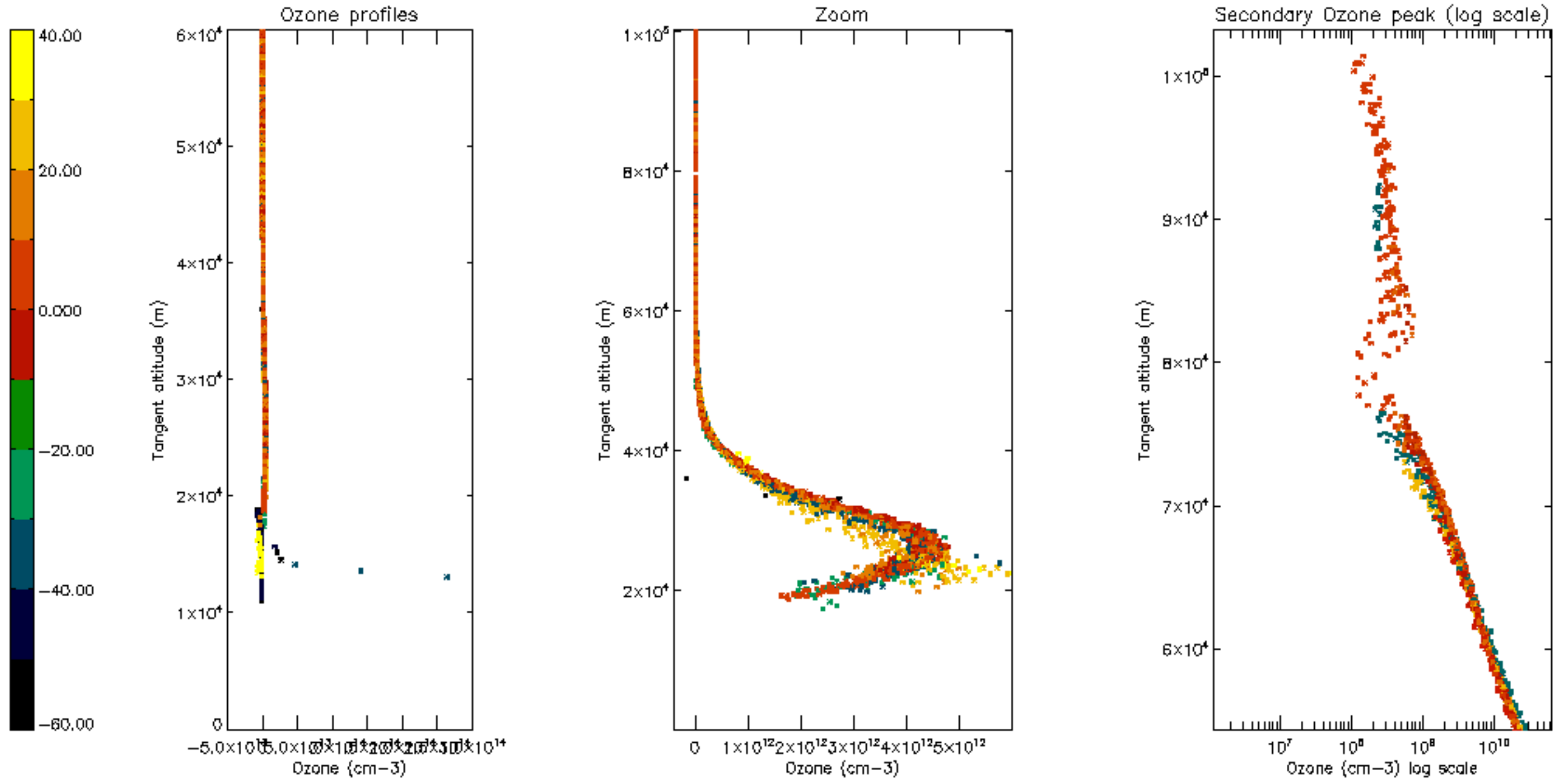


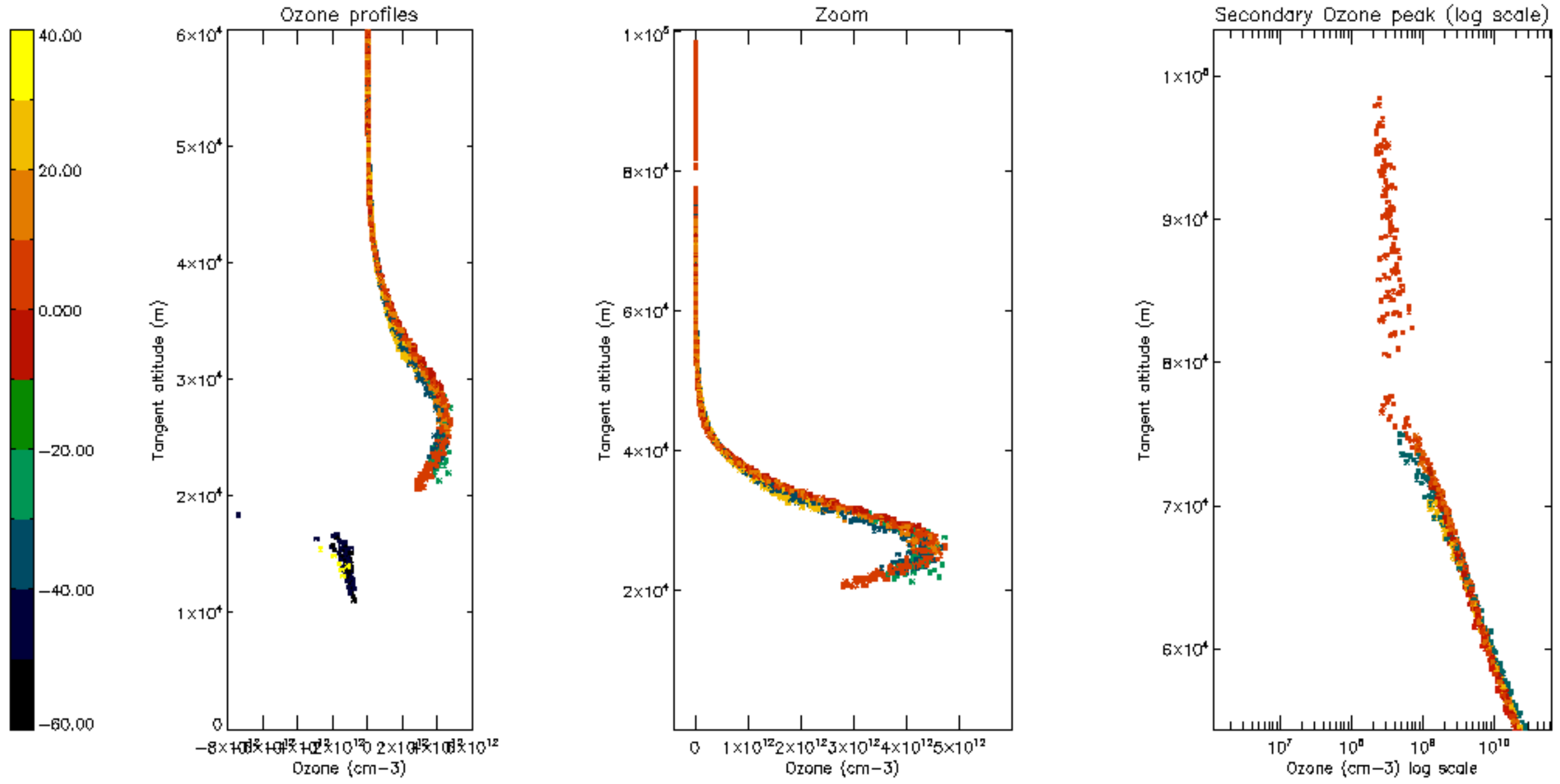
Percentage of saturation errors per profile

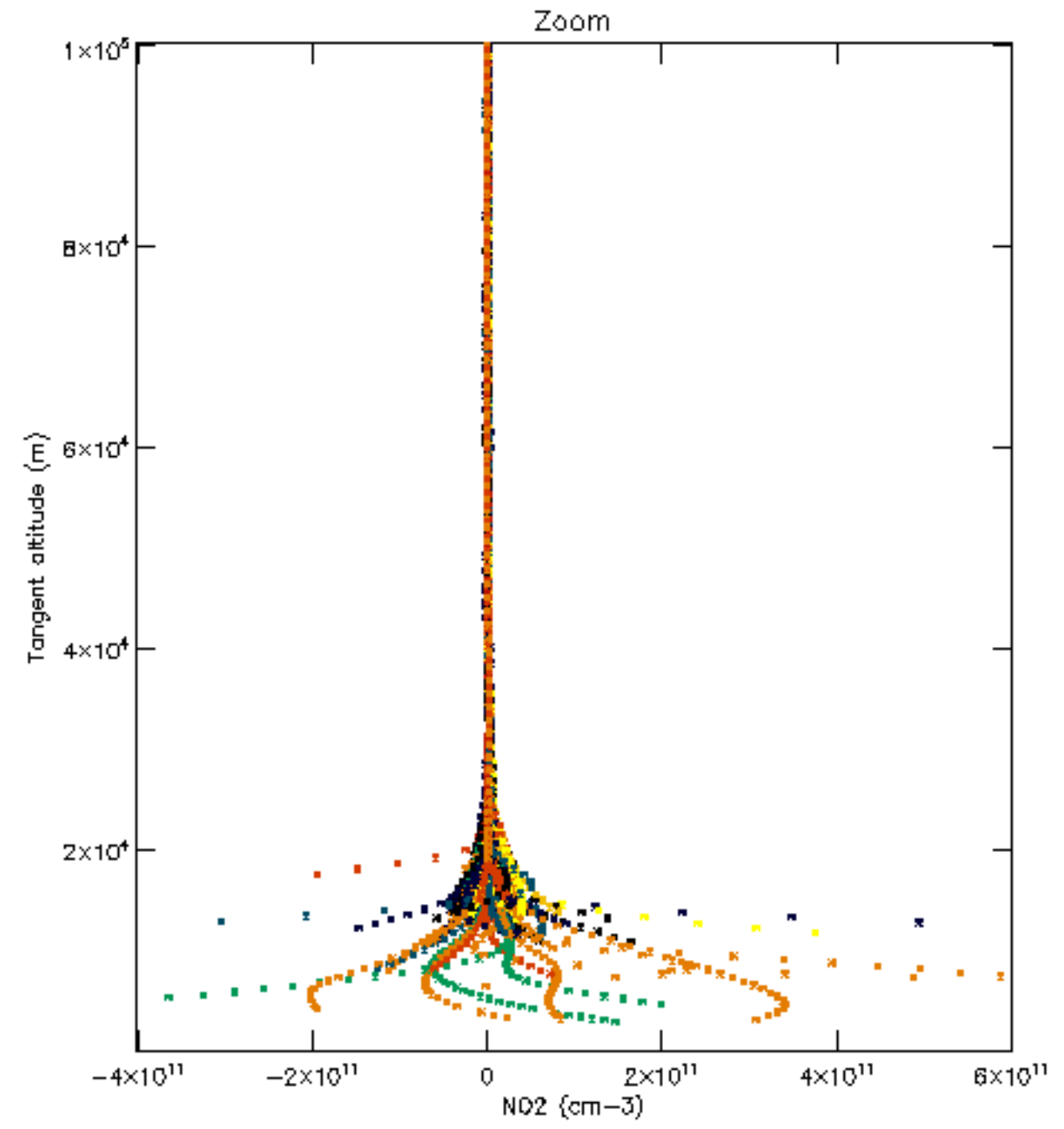
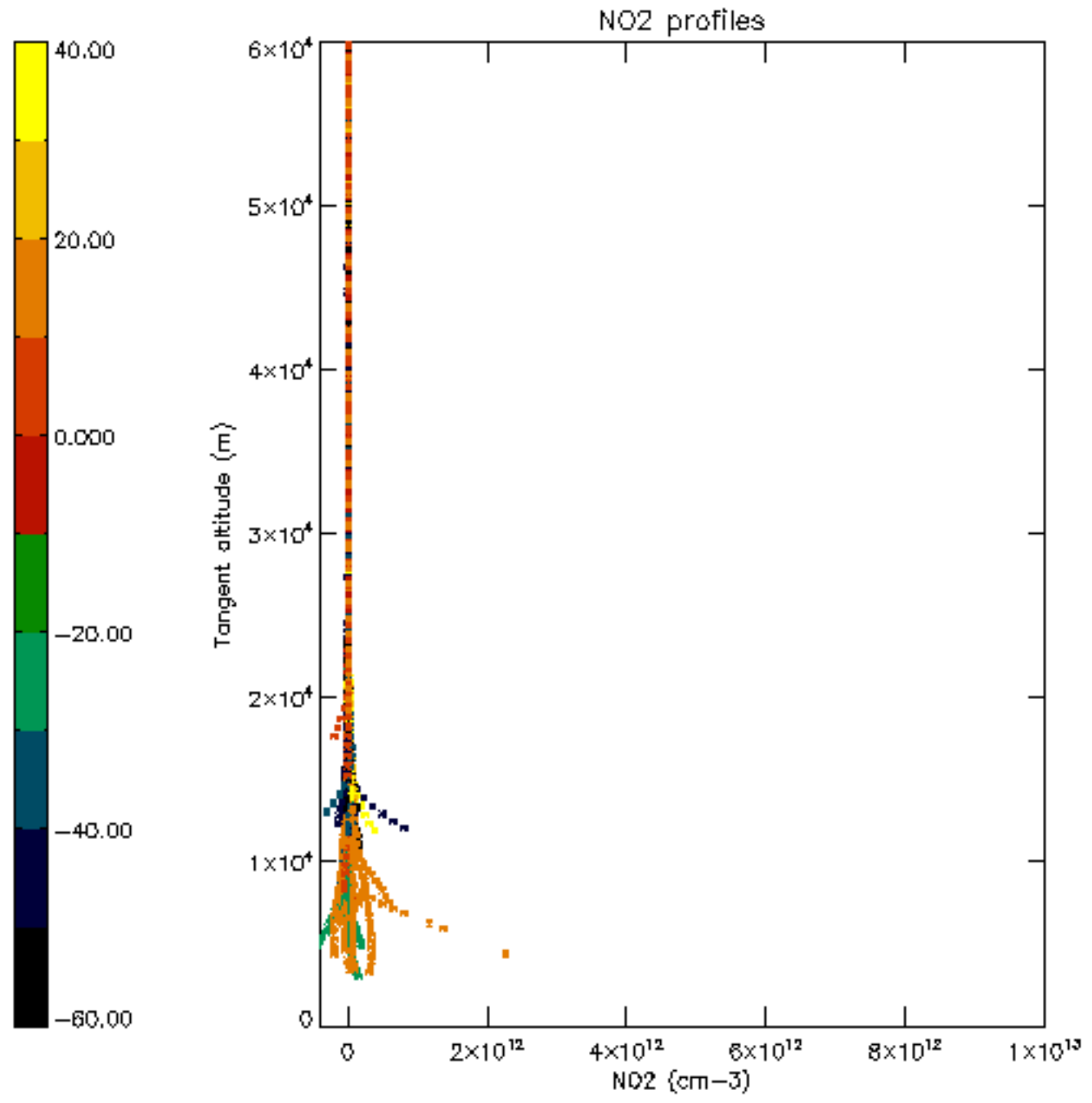


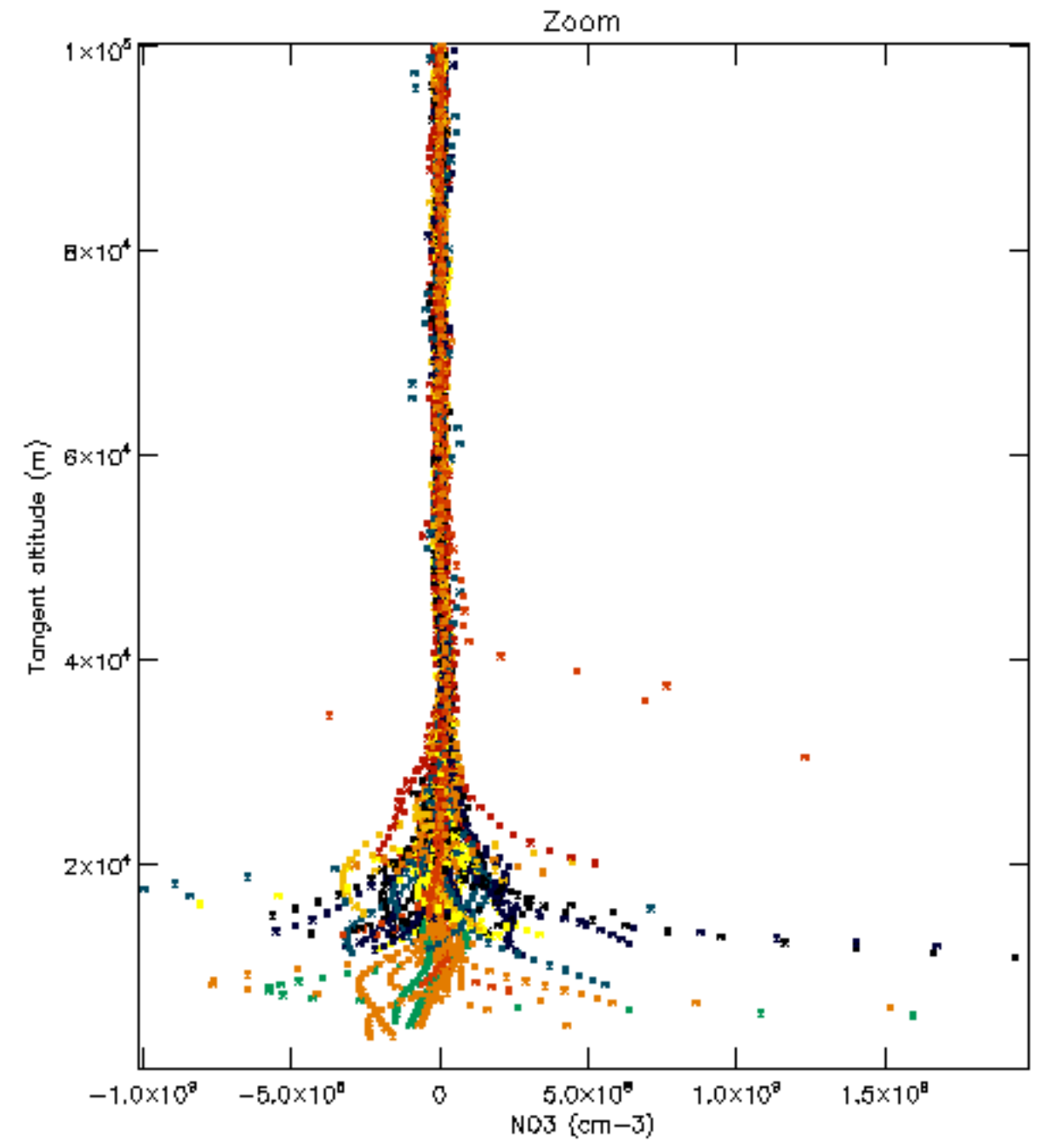
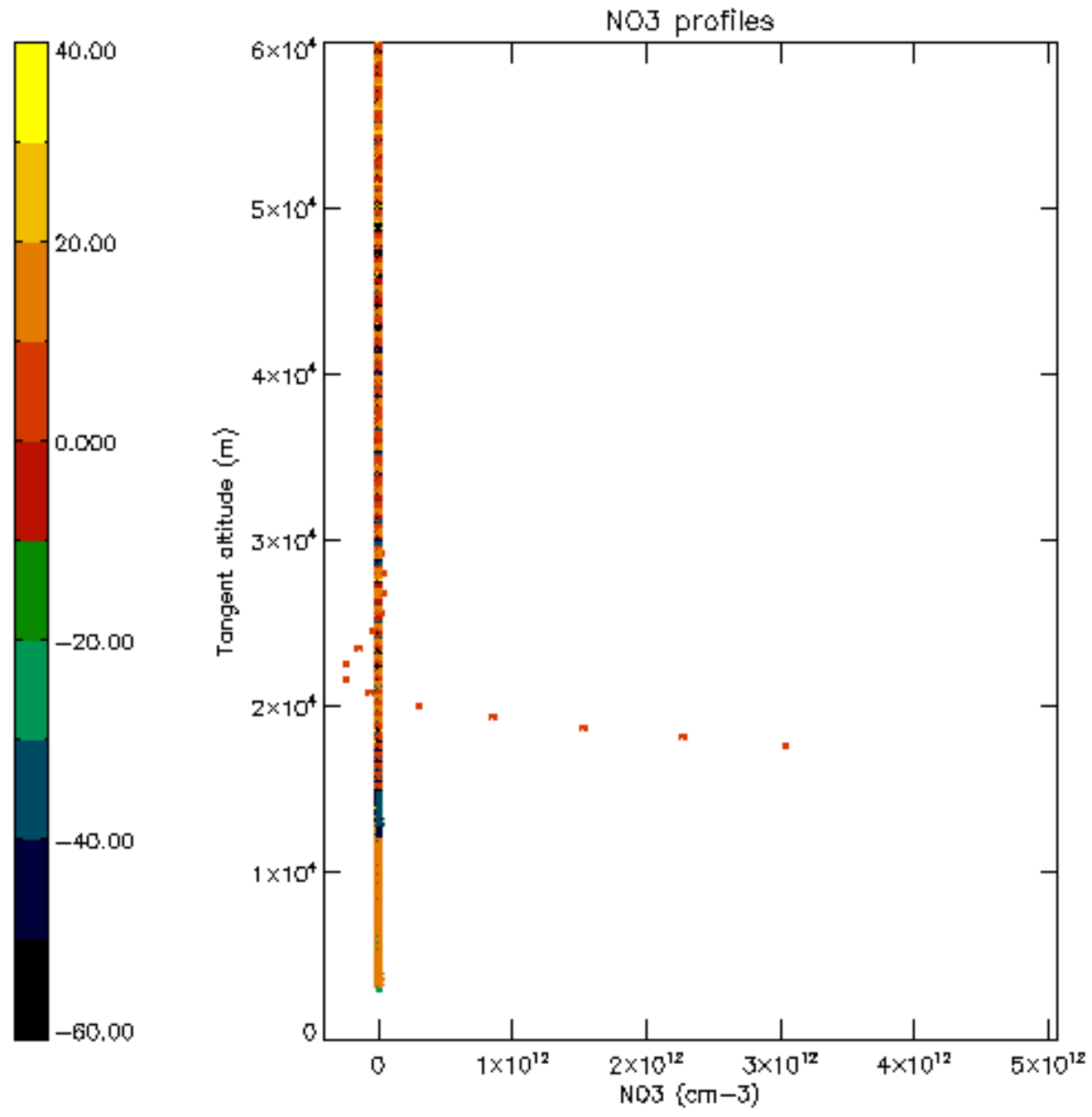


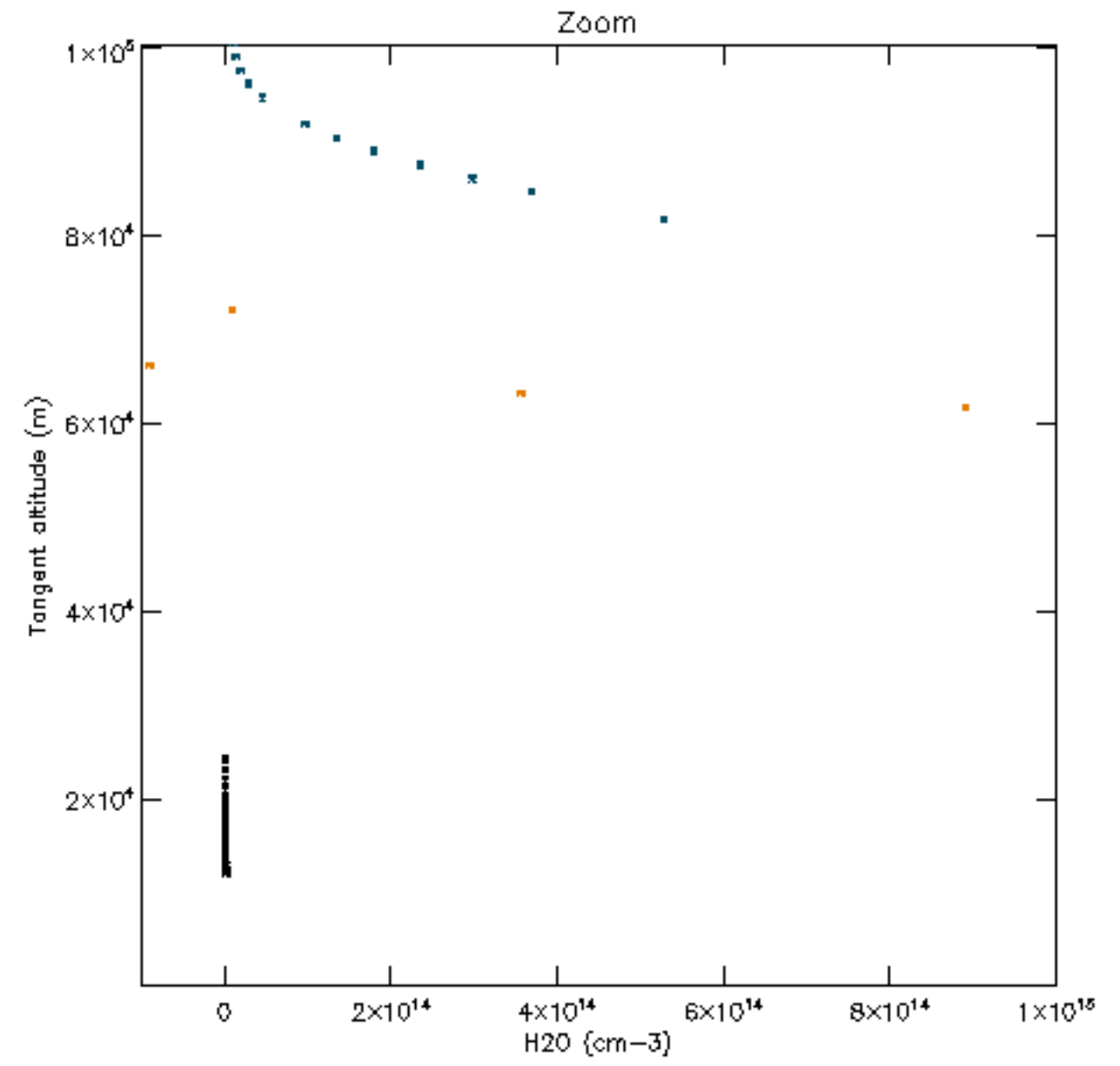
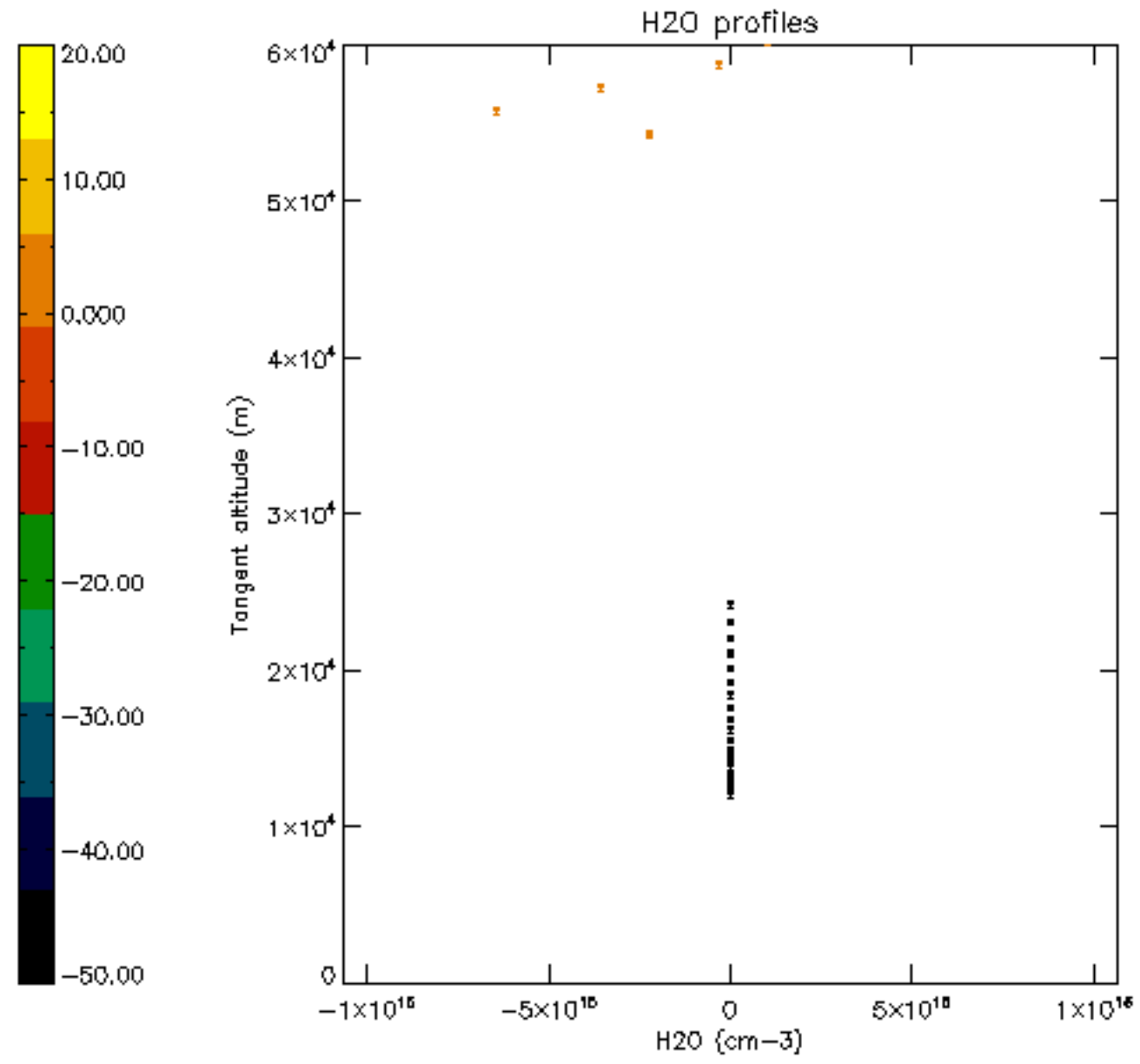


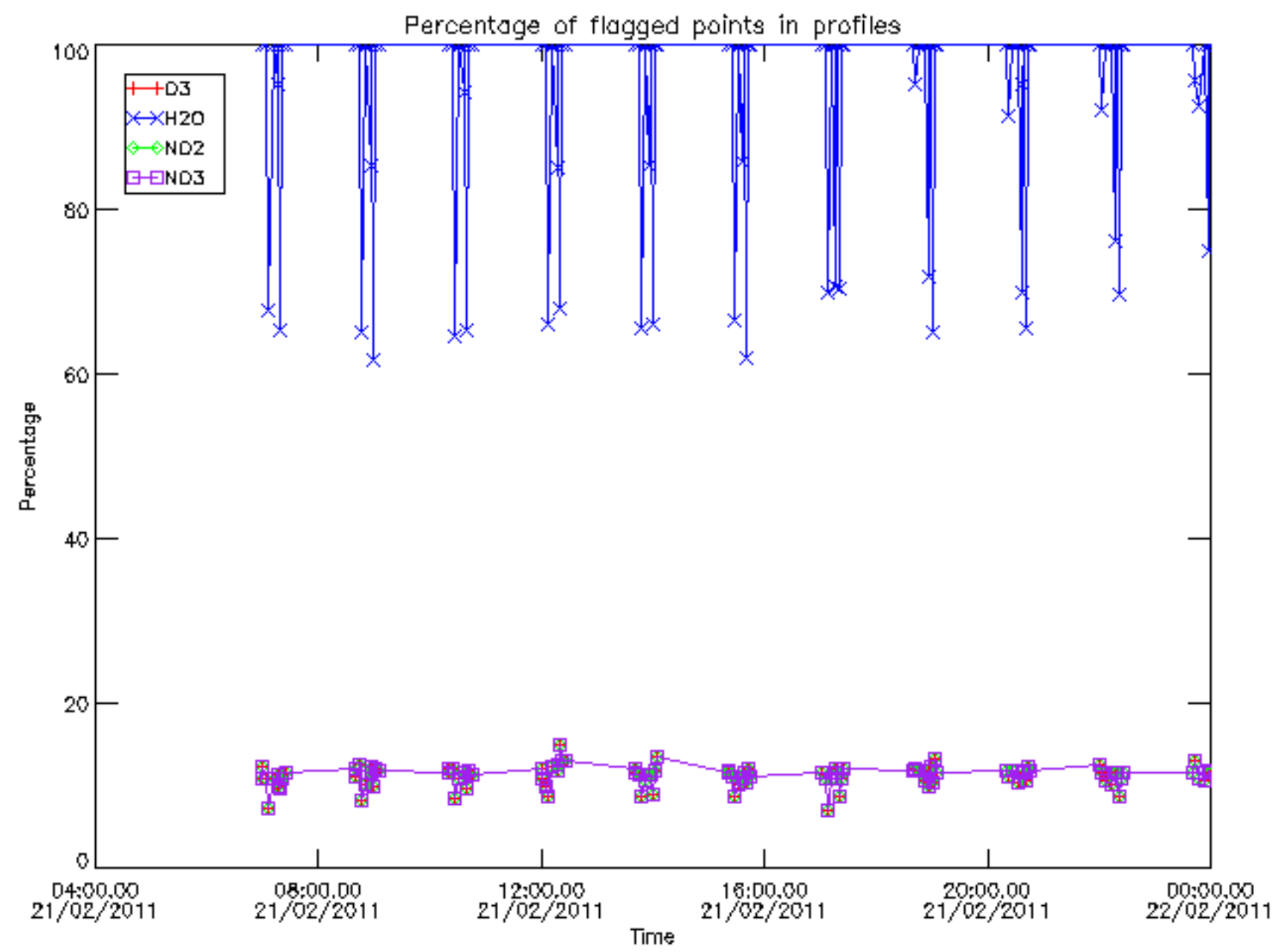




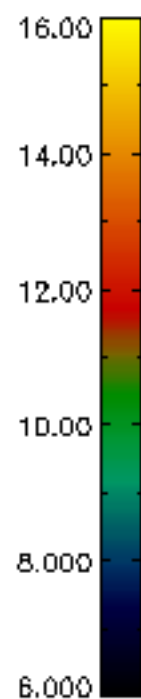
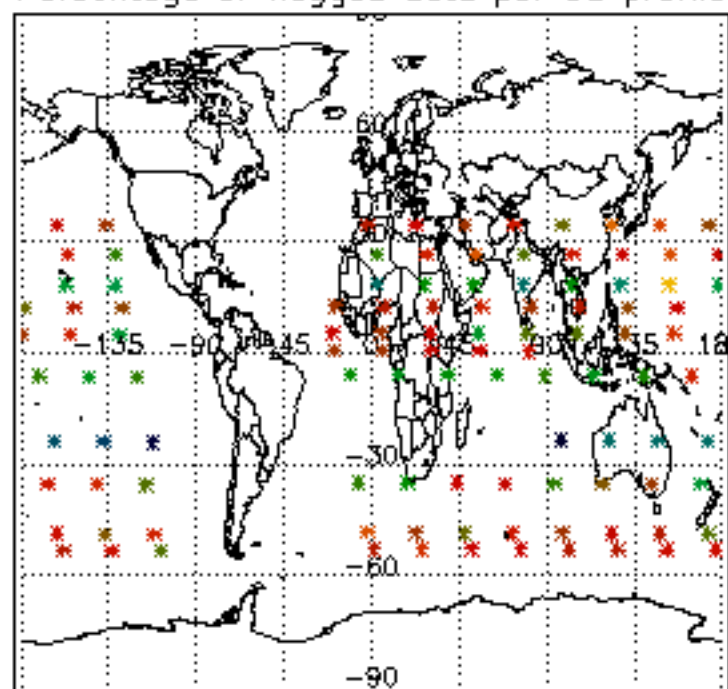




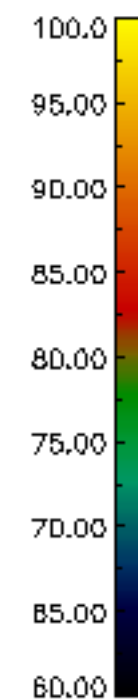
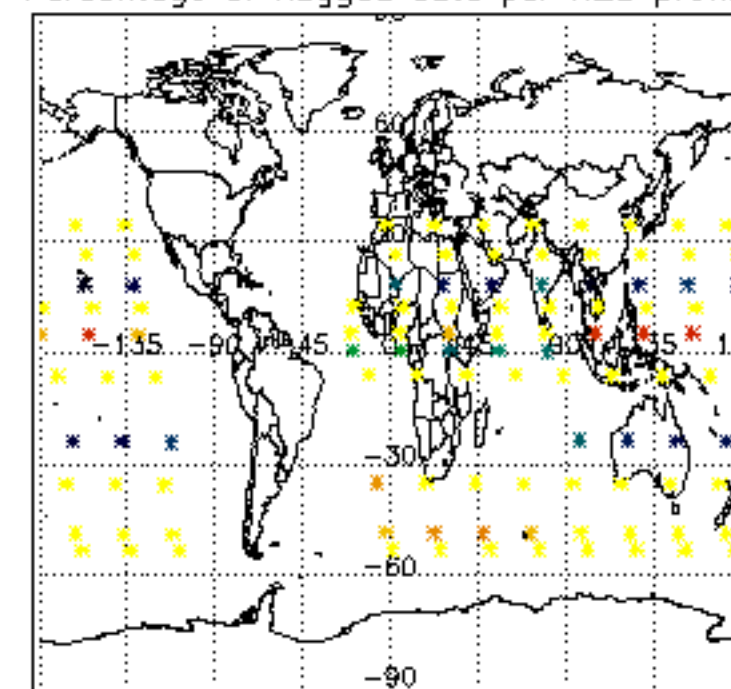




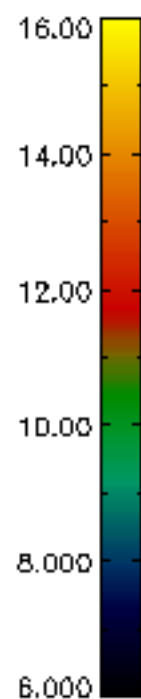
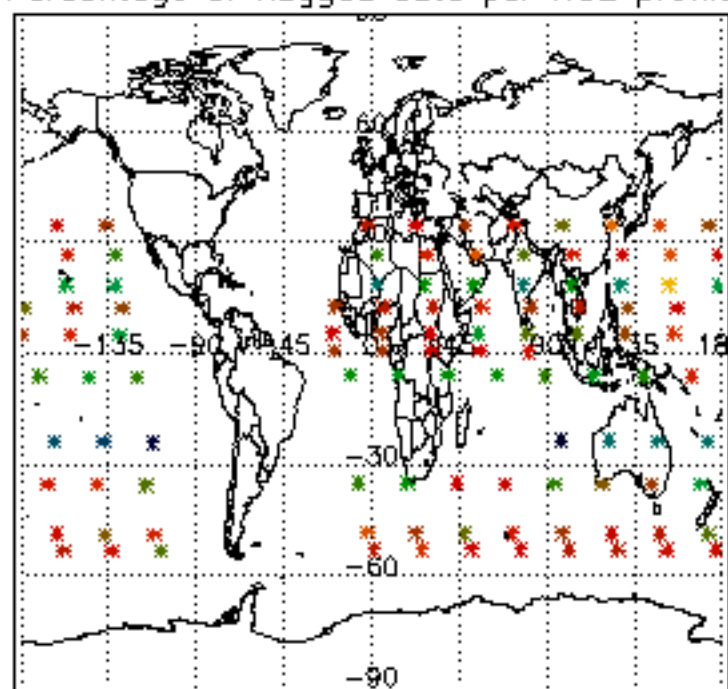
Percentage of flagged data per D3 profile



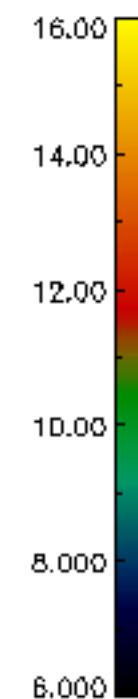
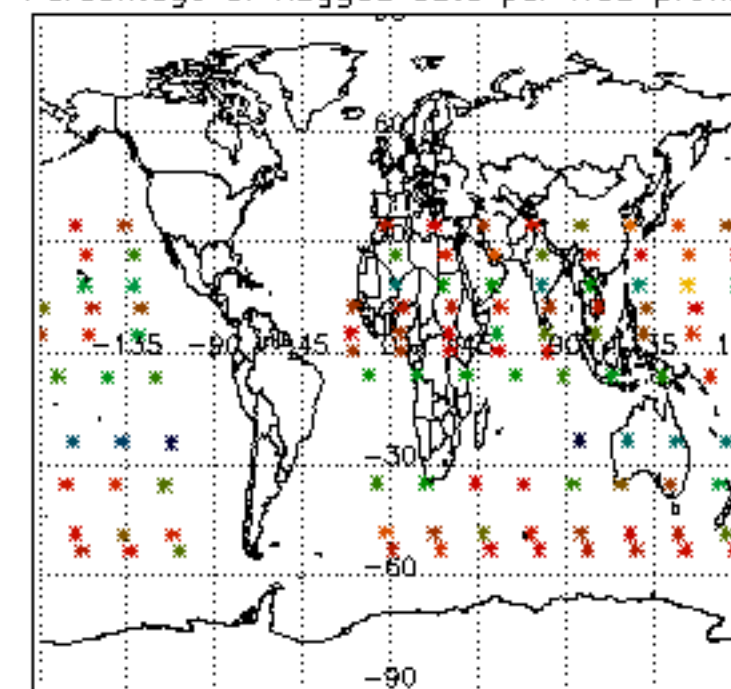
Percentage of flagged data per H2O profile

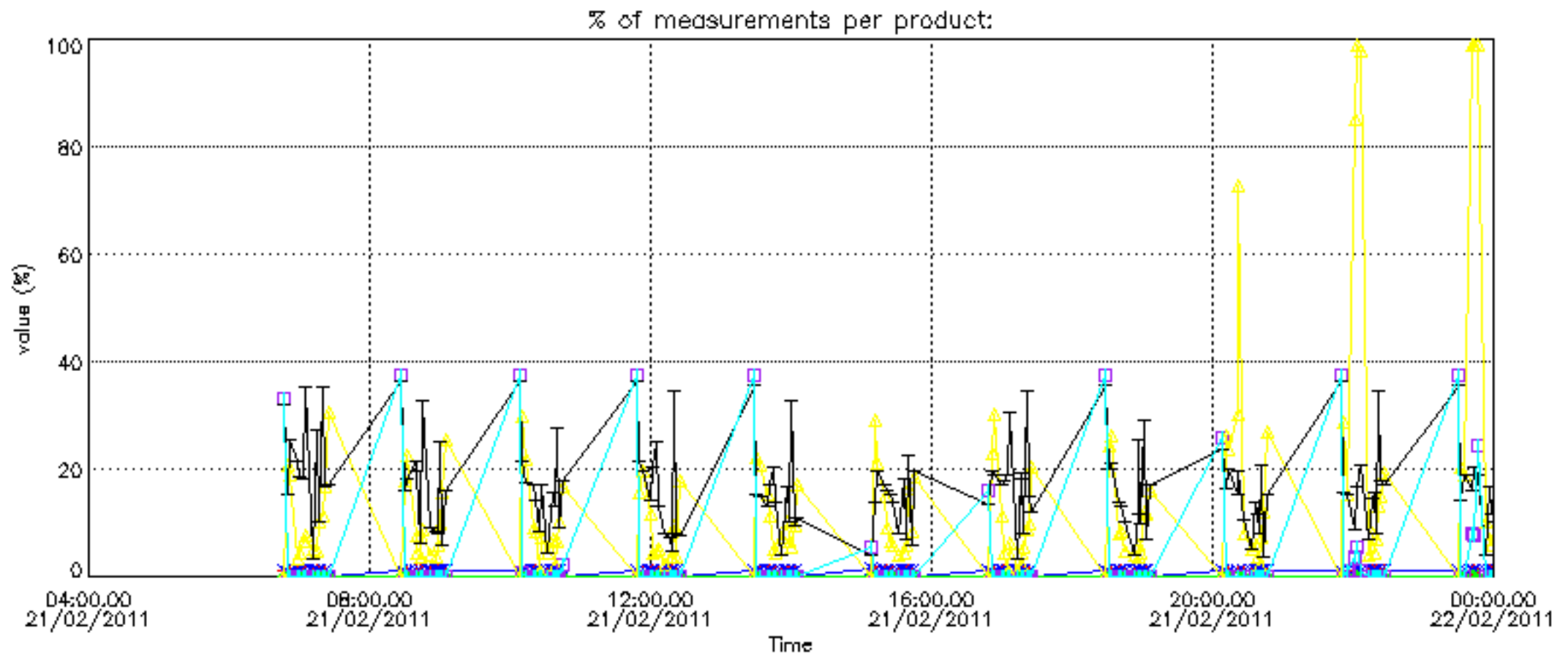


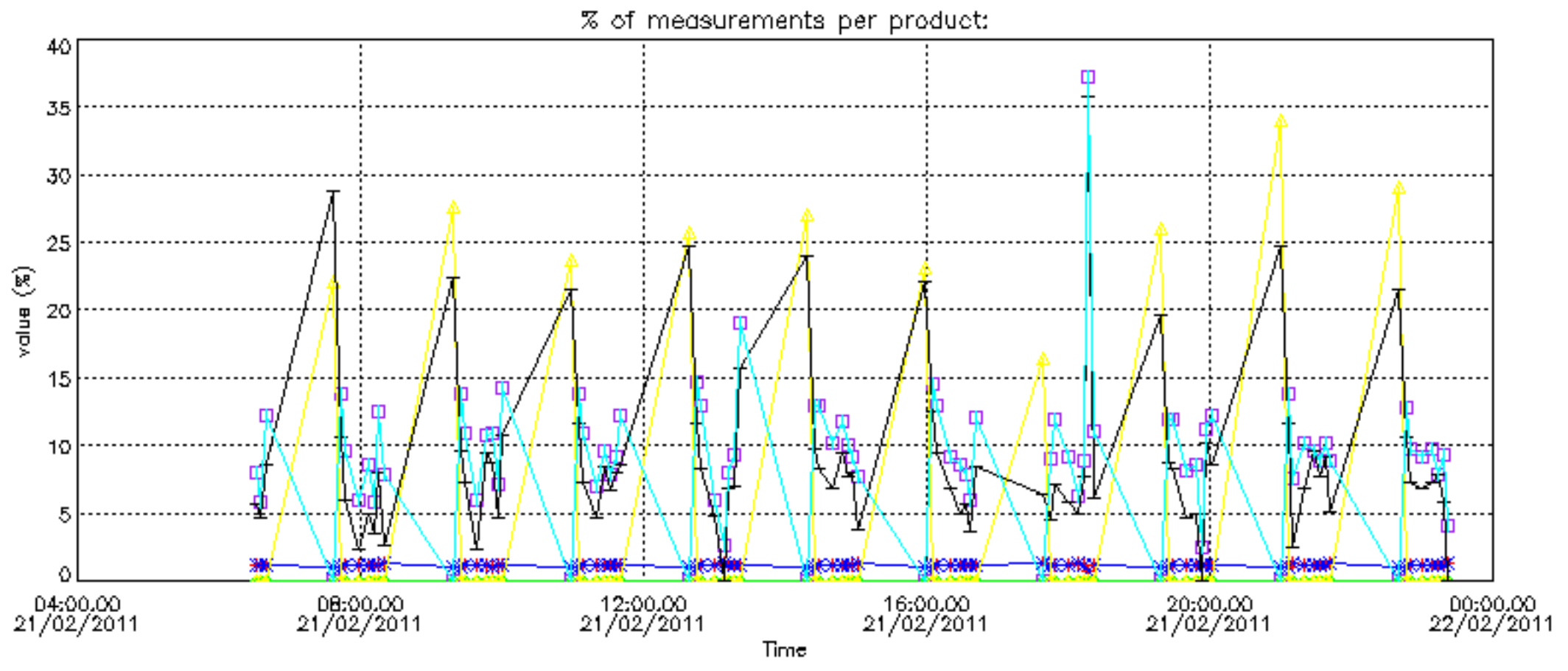
Percentage of flagged data per NO2 profile



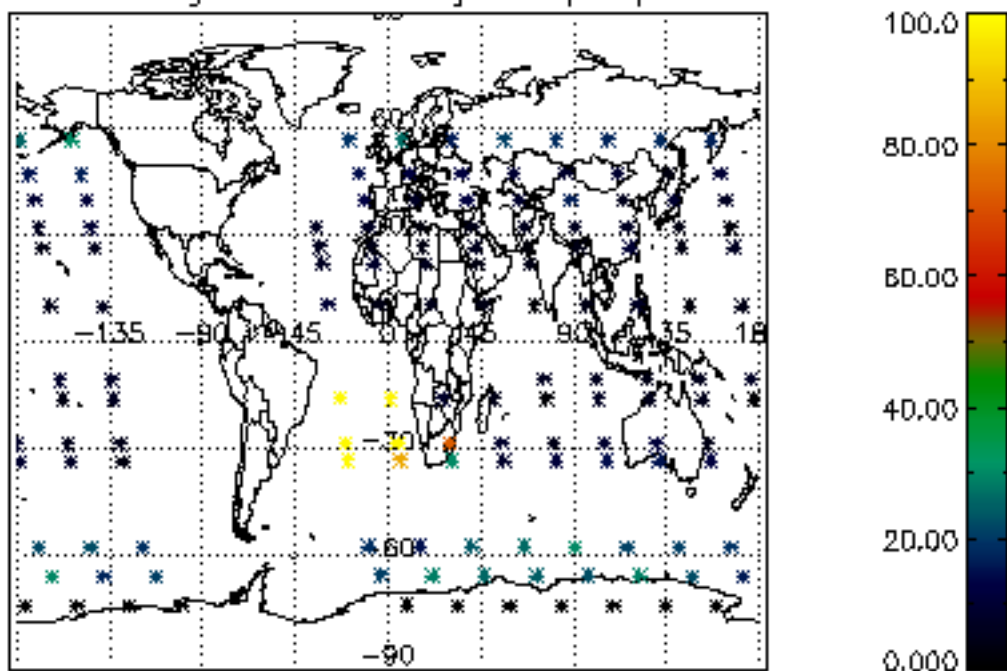
Percentage of flagged data per NO3 profile



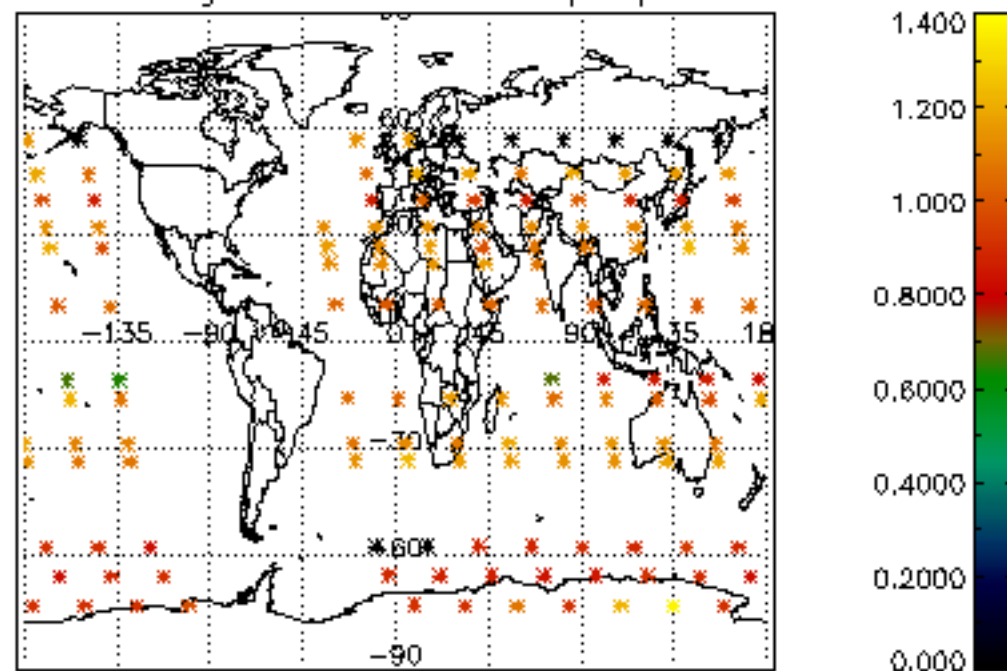




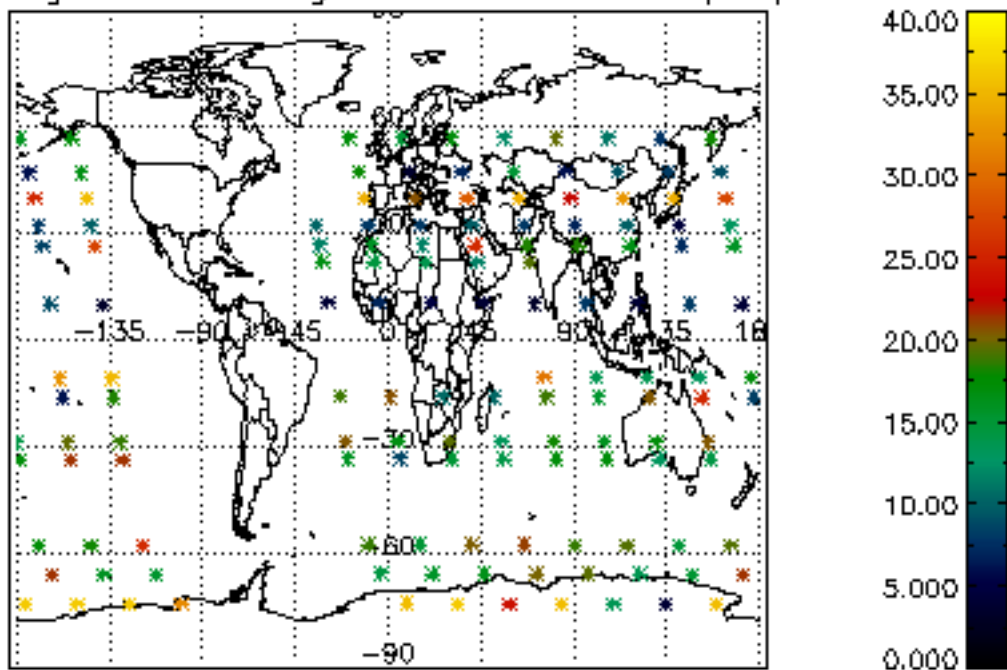
Percentage of cosmic ray hits per profile



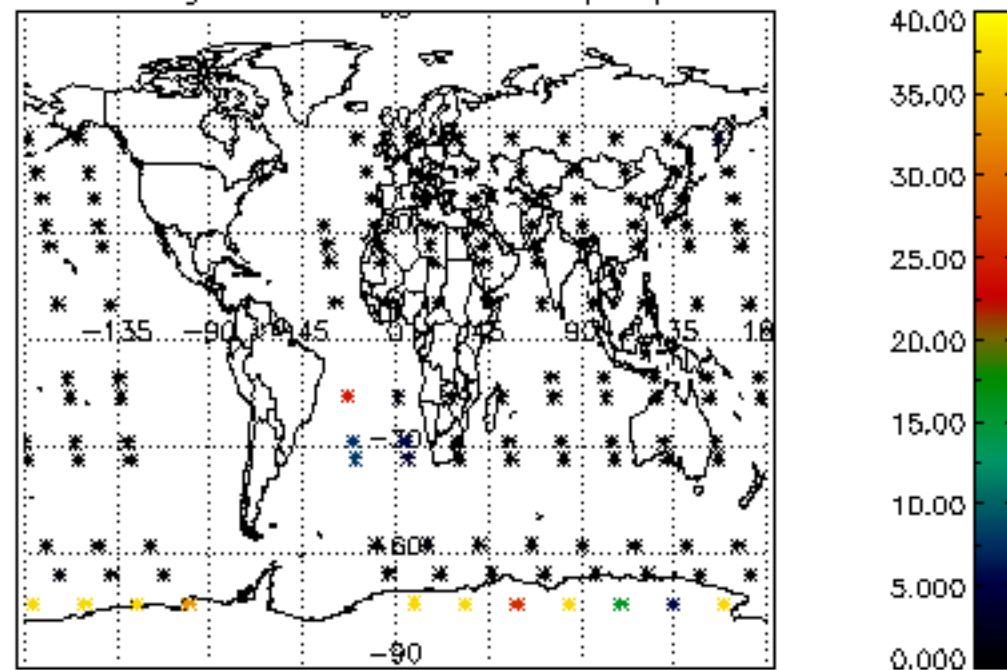
Percentage of datation errors per profile



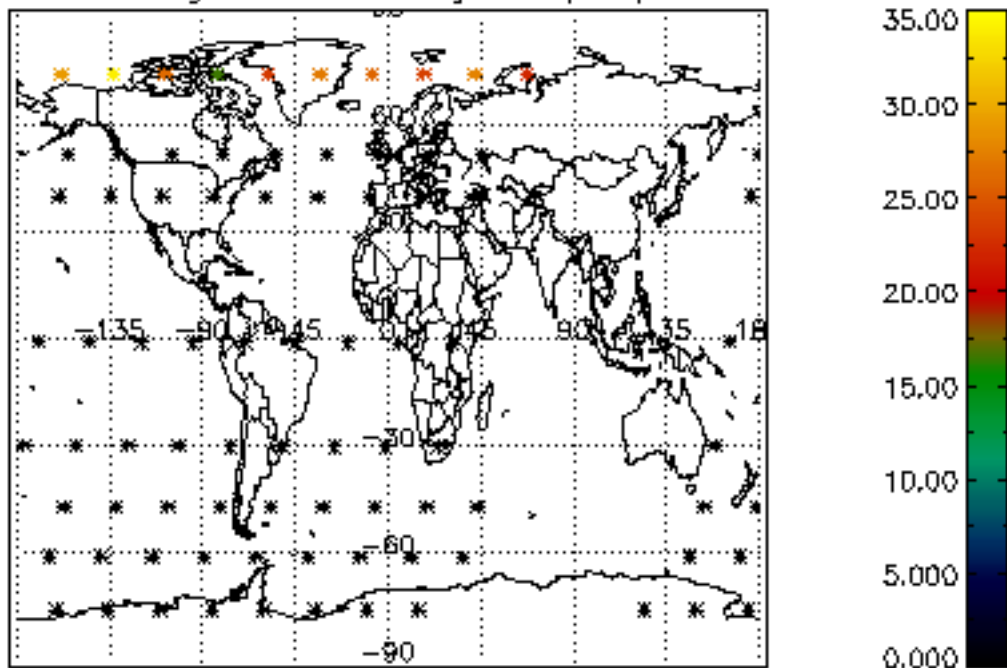
Percentage of star falling outside central band per profile



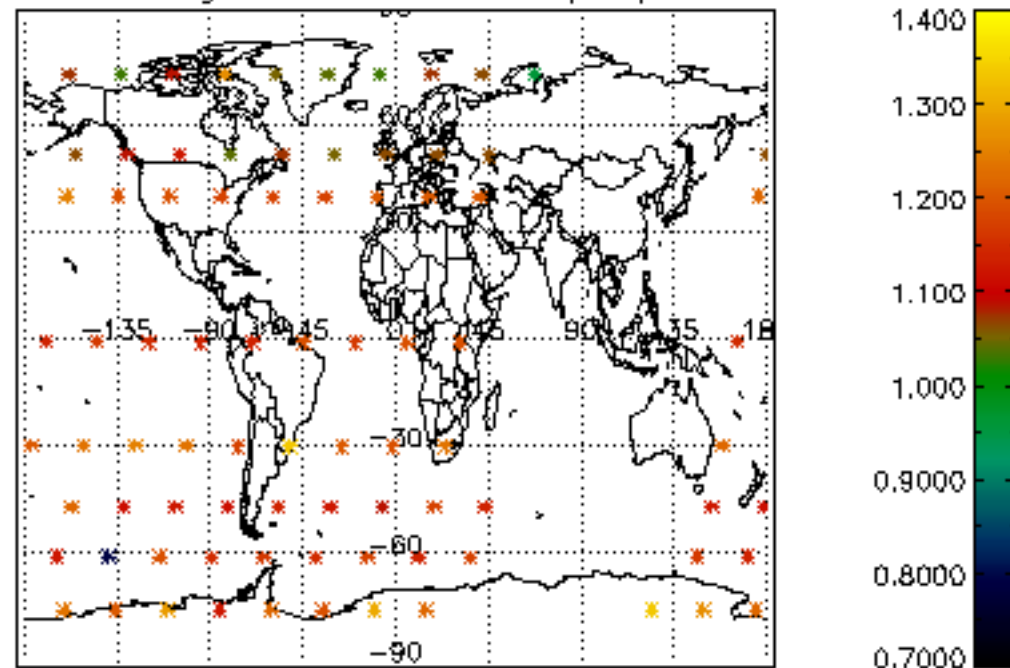
Percentage of saturation errors per profile



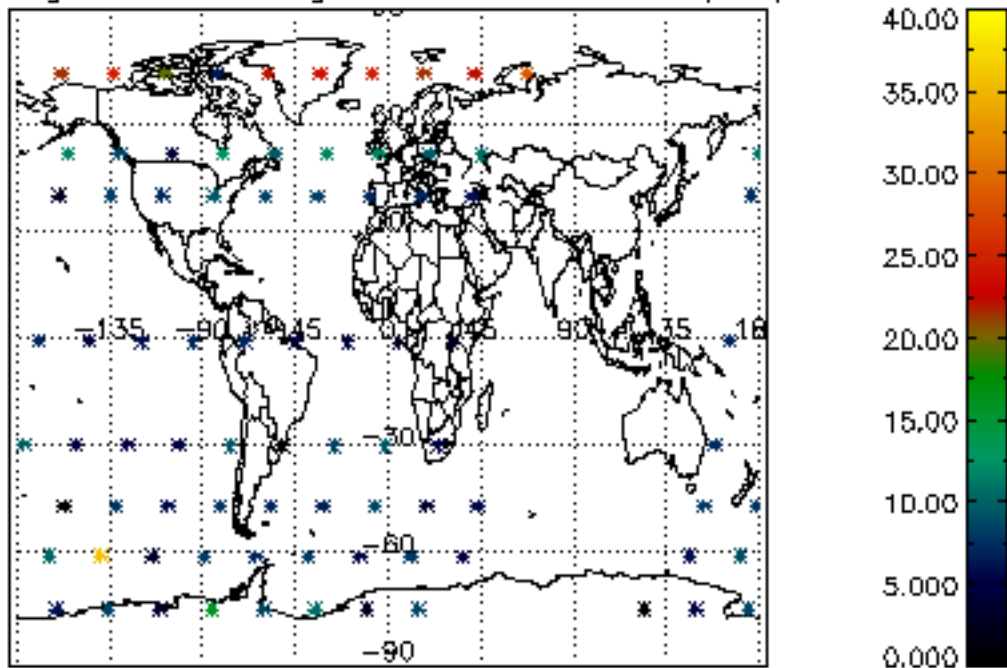
Percentage of cosmic ray hits per profile



Percentage of datation errors per profile



Percentage of star falling outside central band per profile



Percentage of saturation errors per profile

