

# GOMOS Level 2 Daily Report

## SUMMARY

### [1. General Info](#)

### [2. Summary of processed GOM\\_NL\\_2P products](#)

### [3. Level 2 Quality information per product](#)

#### [3.1 Plot of level 2 quality information per product \(time dependant\)](#)

#### [3.2 Plot of level 2 quality information per product \(world map\)](#)

### [4. Level 1 Quality information per product \(stored on level 2 products\)](#)

#### [4.1 Plot of level 1 quality information per product \(time dependant\)](#)

##### [4.1.1 Plot of level 1 quality information per product \(time dependant\): ASCENDING](#)

##### [4.1.2 Plot of level 1 quality information per product \(time dependant\): DESCENDING](#)

#### [4.2 Plot of level 1 quality information per product \(world map\)](#)

##### [4.2.1 Plot of level 1 quality information per product \(world map\): ASCENDING](#)

##### [4.2.2 Plot of level 1 quality information per product \(world map\): DESCENDING](#)

### [5. Ozone profiles based on quality statistics and other trace gas profiles](#)

#### [5.1 Ozone statistics based on quality of products](#)

#### [5.2 Plot ozone profiles for all STD \(dark without errors\)](#)

#### [5.3 Plot ozone profiles where STD < 20% \(dark without errors\)](#)

#### [5.4. Plot ozone profiles where STD < 10% \(dark without errors\)](#)

#### [5.5. Plot ozone profiles where STD < 5% \(dark without errors\)](#)

#### [5.6 Plot NO2 profiles for all STD \(dark without errors\)](#)

#### [5.7 Plot NO3 profiles for all STD \(dark without errors\)](#)

#### [5.8 Plot H2O profiles \(only for occultations of stars 1,2,3,4,13,14,16,26,63 dark without errors\) for all STD](#)

### [6. Auxiliary Data Files used for the production reported in section 2](#)

This report presents the daily analysis on parameters extracted from GOMOS level 2 data (GOM\_NL\_\_2P). It is intended to monitor some important parameters that will impact the quality of these products. A list of level 2 products (and content) that have arrived during the reporting day to the PCF is also given.

Item	Value
Time of report generation	24APR2013 10:27:49
Data source version	GOMOS/6.01
Start time of products	19-02-2011 (19FEB2011 00:00:00)
Stop time of products	20-02-2011 (20FEB2011 00:00:00)
Store outputs in DB	Yes
Nb of level 2 prods	280
Nb of prods with errors	0

## 2. Summary of processed GOM\_NL\_\_2P products.

Nr	Filename	UTC Start time	Limb	Duration	Star Id	Star Name	Star Mag	Star Temp	Nb Meas	Orbit	Prod. error
1	GOM_NL__2PRFIN20110219_000252_000000493099_00347_46913_5094.N1	19-FEB-2011 00:02:52	Dark	48.500	131	Gam Lup	2.8000	26000.	97	46913	No
2	GOM_NL__2PRFIN20110219_000744_000000463099_00347_46913_5095.N1	19-FEB-2011 00:07:44	Dark	45.500	10	Bet Cen	0.61000	28000.	91	46913	No
3	GOM_NL__2PRFIN20110219_000913_000000453099_00347_46913_5096.N1	19-FEB-2011 00:09:13	Dark	45.000	77	Eps Cen	2.3030	28000.	90	46913	No
4	GOM_NL__2PRFIN20110219_001129_000000533099_00347_46913_5097.N1	19-FEB-2011 00:11:29	Dark	52.500	26	Gam Cru	1.6240	2900.0	105	46913	No
5	GOM_NL__2PRFIN20110219_001332_000000423099_00347_46913_5098.N1	19-FEB-2011 00:13:32	Dark	42.000	99	Del Cen	2.5750	26000.	84	46913	No
6	GOM_NL__2PRFIN20110219_001622_000000443099_00347_46913_5099.N1	19-FEB-2011 00:16:22	Dark	43.500	113	Mu Vel	2.6920	5000.0	87	46913	No
7	GOM_NL__2PRFIN20110219_002934_000000513099_00347_46913_5100.N1	19-FEB-2011 00:29:34	Twilight	51.000	48	30Alp Hya	1.9770	4100.0	102	46913	No
8	GOM_NL__2PRFIN20110219_003631_000000673099_00347_46913_5101.N1	19-FEB-2011 00:36:31	Bright	67.000	22	32Alp Leo	1.3600	15200.	134	46913	No
9	GOM_NL__2PRFIN20110219_003950_000000423099_00347_46913_5102.N1	19-FEB-2011 00:39:50	Bright	42.000	166	17Eps Leo	2.9800	6000.0	84	46913	No
10	GOM_NL__2PRFIN20110219_005125_000000433099_00347_46913_5103.N1	19-FEB-2011 00:51:25	Bright	43.000	82	48Bet UMa	2.3650	10600.	86	46913	No
11	GOM_NL__2PRFIN20110219_005923_000000433099_00347_46913_5104.N1	19-FEB-2011 00:59:23	Bright	42.500	60	7Bet UMi	2.0810	3950.0	85	46913	No
12	GOM_NL__2PRFIN20110219_010413_000000433099_00347_46913_5105.N1	19-FEB-2011 01:04:13	Bright	43.000	119	14Eta Dra	2.7270	4700.0	86	46913	No
13	GOM_NL__2PRFIN20110219_010809_000000423099_00347_46913_5106.N1	19-FEB-2011 01:08:09	Bright	42.000	130	23Bet Dra	2.7990	5800.0	84	46913	No
14	GOM_NL__2PRFIN20110219_011235_000000413099_00347_46913_5107.N1	19-FEB-2011 01:12:35	Bright	40.500	5	3Alp Lyr	0.033000	11000.	81	46913	No
15	GOM_NL__2PRFIN20110219_012201_000000543099_00347_46913_5108.N1	19-FEB-2011 01:22:01	Bright	54.000	59	55Alp Oph	2.0800	8900.0	108	46913	No
16	GOM_NL__2PRFIN20110219_012422_000000533099_00347_46913_5109.N1	19-FEB-2011 01:24:22	Twilight	53.000	126	60Bet Oph	2.7700	4250.0	106	46913	No
17	GOM_NL__2PRFIN20110219_013201_000000503099_00347_46913_5110.N1	19-FEB-2011 01:32:01	Dark	50.000	86	35Eta Oph	2.4300	10200.	100	46913	No
18	GOM_NL__2PRFIN20110219_013604_000000503099_00347_46913_5111.N1	19-FEB-2011 01:36:04	Dark	50.000	25	35Lam Sco	1.6200	28000.	100	46913	No
19	GOM_NL__2PRFIN20110219_013730_000000513099_00347_46913_5112.N1	19-FEB-2011 01:37:30	Dark	51.000	75	26Eps Sco	2.2910	4250.0	102	46913	No
20	GOM_NL__2PRFIN20110219_014307_000000493099_00348_46914_5142.N1	19-FEB-2011 01:43:07	Dark	48.500	131	Gam Lup	2.8000	26000.	97	46914	No
21	GOM_NL__2PRFIN20110219_014759_000000463099_00348_46914_5143.N1	19-FEB-2011 01:47:59	Dark	45.500	10	Bet Cen	0.61000	28000.	91	46914	No
22	GOM_NL__2PRFIN20110219_014928_000000463099_00348_46914_5144.N1	19-FEB-2011 01:49:28	Dark	45.500	77	Eps Cen	2.3030	28000.	91	46914	No
23	GOM_NL__2PRFIN20110219_015143_000000583099_00348_46914_5145.N1	19-FEB-2011 01:51:43	Dark	57.500	26	Gam Cru	1.6240	2900.0	115	46914	No
24	GOM_NL__2PRFIN20110219_015346_000000463099_00348_46914_5146.N1	19-FEB-2011 01:53:46	Dark	46.000	99	Del Cen	2.5750	26000.	92	46914	No
25	GOM_NL__2PRFIN20110219_015636_000000443099_00348_46914_5147.N1	19-FEB-2011 01:56:36	Dark	44.000	113	Mu Vel	2.6920	5000.0	88	46914	No
26	GOM_NL__2PRFIN20110219_020948_000000503099_00348_46914_5148.N1	19-FEB-2011 02:09:48	Twilight	50.000	48	30Alp Hya	1.9770	4100.0	100	46914	No
27	GOM_NL__2PRFIN20110219_021645_000000493099_00348_46914_5149.N1	19-FEB-2011 02:16:45	Bright	49.000	22	32Alp Leo	1.3600	15200.	98	46914	No
28	GOM_NL__2PRFIN20110219_022004_000000443099_00348_46914_5150.N1	19-FEB-2011 02:20:04	Bright	43.500	166	17Eps Leo	2.9800	6000.0	87	46914	No
29	GOM_NL__2PRFIN20110219_023139_000000433099_00348_46914_5151.N1	19-FEB-2011 02:31:39	Bright	43.000	82	48Bet UMa	2.3650	10600.	86	46914	No
30	GOM_NL__2PRFIN20110219_023937_000000373099_00348_46914_5152.N1	19-FEB-2011 02:39:37	Bright	36.500	60	7Bet UMi	2.0810	3950.0	73	46914	No
31	GOM_NL__2PRFIN20110219_024426_000000453099_00348_46914_5153.N1	19-FEB-2011 02:44:26	Bright	44.500	119	14Eta Dra	2.7270	4700.0	89	46914	No
32	GOM_NL__2PRFIN20110219_024823_000000403099_00348_46914_5154.N1	19-FEB-2011 02:48:23	Bright	40.000	130	23Bet Dra	2.7990	5800.0	80	46914	No
33	GOM_NL__2PRFIN20110219_025249_000000373099_00348_46914_5155.N1	19-FEB-2011 02:52:49	Bright	36.500	5	3Alp Lyr	0.033000	11000.	73	46914	No
34	GOM_NL__2PRFIN20110219_030216_000000553099_00348_46914_5156.N1	19-FEB-2011 03:02:16	Bright	54.500	59	55Alp Oph	2.0800	8900.0	109	46914	No
35	GOM_NL__2PRFIN20110219_030436_000000523099_00348_46914_5157.N1	19-FEB-2011 03:04:36	Twilight	52.000	126	60Bet Oph	2.7700	4250.0	104	46914	No
36	GOM_NL__2PRFIN20110219_031618_000000433099_00348_46914_5158.N1	19-FEB-2011 03:16:18	Dark	42.500	25	35Lam Sco	1.6200	28000.	85	46914	No
37	GOM_NL__2PRFIN20110219_031745_000000503099_00348_46914_5159.N1	19-FEB-2011 03:17:45	Dark	49.500	75	26Eps Sco	2.2910	4250.0	99	46914	No
38	GOM_NL__2PRFIN20110219_032323_000000473099_00349_46915_5202.N1	19-FEB-2011 03:23:23	Dark	47.000	131	Gam Lup	2.8000	26000.	94	46915	No
39	GOM_NL__2PRFIN20110219_032813_000000423099_00349_46915_5203.N1	19-FEB-2011 03:28:13	Dark	41.500	10	Bet Cen	0.61000	28000.	83	46915	No
40	GOM_NL__2PRFIN20110219_032943_000000453099_00349_46915_5204.N1	19-FEB-2011 03:29:43	Dark	45.000	77	Eps Cen	2.3030	28000.	90	46915	No
41	GOM_NL__2PRFIN20110219_033158_000000573099_00349_46915_5205.N1	19-FEB-2011 03:31:58	Dark	56.500	26	Gam Cru	1.6240	2900.0	113	46915	No
42	GOM_NL__2PRFIN20110219_033401_000000433099_00349_46915_5206.N1	19-FEB-2011 03:34:01	Dark	42.500	99	Del Cen	2.5750	26000.	85	46915	No

43	GOM_NL__2PRFIN20110219_033651_000000463099_00349_46915_5207.N1	19-FEB-2011 03:36:51	Dark	45.500	113	Mu Vel	2.6920	5000.0	91	46915	No
44	GOM_NL__2PRFIN20110219_035002_000000533099_00349_46915_5208.N1	19-FEB-2011 03:50:02	Twl_and_stray	52.500	48	30Alp Hya	1.9770	4100.0	105	46915	No
45	GOM_NL__2PRFIN20110219_035659_000000473099_00349_46915_5209.N1	19-FEB-2011 03:56:59	Bright	46.500	22	32Alp Leo	1.3600	15200.	93	46915	No
46	GOM_NL__2PRFIN20110219_040017_000000443099_00349_46915_5210.N1	19-FEB-2011 04:00:17	Bright	43.500	166	17Eps Leo	2.9800	6000.0	87	46915	No
47	GOM_NL__2PRFIN20110219_041152_000000443099_00349_46915_5211.N1	19-FEB-2011 04:11:52	Bright	44.000	82	48Bet UMa	2.3650	10600.	88	46915	No
48	GOM_NL__2PRFIN20110219_041951_000000423099_00349_46915_5212.N1	19-FEB-2011 04:19:51	Bright	42.000	60	7Bet UMi	2.0810	3950.0	84	46915	No
49	GOM_NL__2PRFIN20110219_042440_000000443099_00349_46915_5213.N1	19-FEB-2011 04:24:40	Bright	44.000	119	14Eta Dra	2.7270	4700.0	88	46915	No
50	GOM_NL__2PRFIN20110219_042837_000000443099_00349_46915_5214.N1	19-FEB-2011 04:28:37	Bright	44.000	130	23Bet Dra	2.7990	5800.0	88	46915	No
51	GOM_NL__2PRFIN20110219_043304_000000403099_00349_46915_5215.N1	19-FEB-2011 04:33:04	Bright	39.500	5	3Alp Lyr	0.033000	11000.	79	46915	No
52	GOM_NL__2PRFIN20110219_044230_000000563099_00349_46915_5216.N1	19-FEB-2011 04:42:30	Bright	56.000	59	55Alp Oph	2.0800	8900.0	112	46915	No
53	GOM_NL__2PRFIN20110219_044451_000000543099_00349_46915_5217.N1	19-FEB-2011 04:44:51	Twl_and_stray	53.500	126	60Bet Oph	2.7700	4250.0	107	46915	No
54	GOM_NL__2PRFIN20110219_045231_000000543099_00349_46915_5218.N1	19-FEB-2011 04:52:31	Dark	53.500	86	35Eta Oph	2.4300	10200.	107	46915	No
55	GOM_NL__2PRFIN20110219_045633_000000453099_00349_46915_5219.N1	19-FEB-2011 04:56:33	Dark	45.000	25	35Lam Sco	1.6200	28000.	90	46915	No
56	GOM_NL__2PRFIN20110219_045800_000000573099_00349_46915_5220.N1	19-FEB-2011 04:58:00	Dark	57.000	75	26Eps Sco	2.2910	4250.0	114	46915	No
57	GOM_NL__2PRFIN20110219_050337_000000493099_00350_46916_5231.N1	19-FEB-2011 05:03:37	Dark	48.500	131	Gam Lup	2.8000	26000.	97	46916	No
58	GOM_NL__2PRFIN20110219_050828_000000433099_00350_46916_5232.N1	19-FEB-2011 05:08:28	Dark	42.500	10	Bet Cen	0.61000	28000.	85	46916	No
59	GOM_NL__2PRFIN20110219_050958_000000453099_00350_46916_5233.N1	19-FEB-2011 05:09:58	Dark	45.000	77	Eps Cen	2.3030	28000.	90	46916	No
60	GOM_NL__2PRFIN20110219_051213_000000563099_00350_46916_5234.N1	19-FEB-2011 05:12:13	Dark	56.000	26	Gam Cru	1.6240	2900.0	112	46916	No
61	GOM_NL__2PRFIN20110219_051416_000000443099_00350_46916_5235.N1	19-FEB-2011 05:14:16	Dark	43.500	99	Del Cen	2.5750	26000.	87	46916	No
62	GOM_NL__2PRFIN20110219_051705_000000403099_00350_46916_5236.N1	19-FEB-2011 05:17:05	Dark	40.000	113	Mu Vel	2.6920	5000.0	80	46916	No
63	GOM_NL__2PRFIN20110219_053016_000000493099_00350_46916_5237.N1	19-FEB-2011 05:30:16	Twl_and_stray	48.500	48	30Alp Hya	1.9770	4100.0	97	46916	No
64	GOM_NL__2PRFIN20110219_053713_000000503099_00350_46916_5238.N1	19-FEB-2011 05:37:13	Bright	49.500	22	32Alp Leo	1.3600	15200.	99	46916	No
65	GOM_NL__2PRFIN20110219_054031_000000443099_00350_46916_5239.N1	19-FEB-2011 05:40:31	Bright	44.000	166	17Eps Leo	2.9800	6000.0	88	46916	No
66	GOM_NL__2PRFIN20110219_055206_000000423099_00350_46916_5240.N1	19-FEB-2011 05:52:06	Bright	41.500	82	48Bet UMa	2.3650	10600.	83	46916	No
67	GOM_NL__2PRFIN20110219_060004_000000423099_00350_46916_5241.N1	19-FEB-2011 06:00:04	Bright	41.500	60	7Bet UMi	2.0810	3950.0	83	46916	No
68	GOM_NL__2PRFIN20110219_060454_000000443099_00350_46916_5242.N1	19-FEB-2011 06:04:54	Bright	43.500	119	14Eta Dra	2.7270	4700.0	87	46916	No
69	GOM_NL__2PRFIN20110219_060850_000000413099_00350_46916_5243.N1	19-FEB-2011 06:08:50	Bright	41.000	130	23Bet Dra	2.7990	5800.0	82	46916	No
70	GOM_NL__2PRFIN20110219_061318_000000373099_00350_46916_5244.N1	19-FEB-2011 06:13:18	Bright	37.000	5	3Alp Lyr	0.033000	11000.	74	46916	No
71	GOM_NL__2PRFIN20110219_062245_000000533099_00350_46916_5245.N1	19-FEB-2011 06:22:45	Bright	53.000	59	55Alp Oph	2.0800	8900.0	106	46916	No
72	GOM_NL__2PRFIN20110219_062505_000000563099_00350_46916_5246.N1	19-FEB-2011 06:25:05	Twl_and_stray	55.500	126	60Bet Oph	2.7700	4250.0	111	46916	No
73	GOM_NL__2PRFIN20110219_063246_000000543099_00350_46916_5247.N1	19-FEB-2011 06:32:46	Dark	53.500	86	35Eta Oph	2.4300	10200.	107	46916	No
74	GOM_NL__2PRFIN20110219_063648_000000443099_00350_46916_5248.N1	19-FEB-2011 06:36:48	Dark	44.000	25	35Lam Sco	1.6200	28000.	88	46916	No
75	GOM_NL__2PRFIN20110219_063815_000000573099_00350_46916_5249.N1	19-FEB-2011 06:38:15	Dark	56.500	75	26Eps Sco	2.2910	4250.0	113	46916	No
76	GOM_NL__2PRFIN20110219_064353_000000493099_00351_46917_5296.N1	19-FEB-2011 06:43:53	Dark	48.500	131	Gam Lup	2.8000	26000.	97	46917	No
77	GOM_NL__2PRFIN20110219_064843_000000543099_00351_46917_5297.N1	19-FEB-2011 06:48:43	Dark	54.000	10	Bet Cen	0.61000	28000.	108	46917	No
78	GOM_NL__2PRFIN20110219_065012_000000483099_00351_46917_5298.N1	19-FEB-2011 06:50:12	Dark	48.000	77	Eps Cen	2.3030	28000.	96	46917	No
79	GOM_NL__2PRFIN20110219_065227_000000583099_00351_46917_5299.N1	19-FEB-2011 06:52:27	Dark	58.000	26	Gam Cru	1.6240	2900.0	116	46917	No
80	GOM_NL__2PRFIN20110219_065430_000000453099_00351_46917_5300.N1	19-FEB-2011 06:54:30	Dark	44.500	99	Del Cen	2.5750	26000.	89	46917	No
81	GOM_NL__2PRFIN20110219_065720_000000453099_00351_46917_5301.N1	19-FEB-2011 06:57:20	Dark	45.000	113	Mu Vel	2.6920	5000.0	90	46917	No
82	GOM_NL__2PRFIN20110219_071030_000000523099_00351_46917_5302.N1	19-FEB-2011 07:10:30	Twl_and_stray	51.500	48	30Alp Hya	1.9770	4100.0	103	46917	No
83	GOM_NL__2PRFIN20110219_071726_000000493099_00351_46917_5303.N1	19-FEB-2011 07:17:26	Bright	49.000	22	32Alp Leo	1.3600	15200.	98	46917	No
84	GOM_NL__2PRFIN20110219_072045_000000433099_00351_46917_5304.N1	19-FEB-2011 07:20:45	Bright	42.500	166	17Eps Leo	2.9800	6000.0	85	46917	No
85	GOM_NL__2PRFIN20110219_073219_000000433099_00351_46917_5305.N1	19-FEB-2011 07:32:19	Bright	42.500	82	48Bet UMa	2.3650	10600.	85	46917	No
86	GOM_NL__2PRFIN20110219_074018_000000383099_00351_46917_5306.N1	19-FEB-2011 07:40:18	Bright	37.500	60	7Bet UMi	2.0810	3950.0	75	46917	No
87	GOM_NL__2PRFIN20110219_074507_000000443099_00351_46917_5307.N1	19-FEB-2011 07:45:07	Bright	44.000	119	14Eta Dra	2.7270	4700.0	88	46917	No
88	GOM_NL__2PRFIN20110219_074904_000000423099_00351_46917_5308.N1	19-FEB-2011 07:49:04	Bright	42.000	130	23Bet Dra	2.7990	5800.0	84	46917	No
89	GOM_NL__2PRFIN20110219_075332_000000393099_00351_46917_5309.N1	19-FEB-2011 07:53:32	Bright	38.500	5	3Alp Lyr	0.033000	11000.	77	46917	No
90	GOM_NL__2PRFIN20110219_080300_000000573099_00351_46917_5310.N1	19-FEB-2011 08:03:00	Bright	57.000	59	55Alp Oph	2.0800	8900.0	114	46917	No
91	GOM_NL__2PRFIN20110219_080520_000000523099_00351_46917_5311.N1	19-FEB-2011 08:05:20	Twl_and_stray	51.500	126	60Bet Oph	2.7700	4250.0	103	46917	No
92	GOM_NL__2PRFIN20110219_081301_000000493099_00351_46917_5312.N1	19-FEB-2011 08:13:01	Dark	48.500	86	35Eta Oph	2.4300	10200.	97	46917	No
93	GOM_NL__2PRFIN20110219_081703_000000453099_00351_46917_5313.N1	19-FEB-2011 08:17:03	Dark	44.500	25	35Lam Sco	1.6200	28000.	89	46917	No
94	GOM_NL__2PRFIN20110219_081830_000000583099_00351_46917_5314.N1	19-FEB-2011 08:18:30	Dark	58.000	75	26Eps Sco	2.2910	4250.0	116	46917	No
95	GOM_NL__2PRFIN20110219_082408_000000483099_00352_46918_5319.N1	19-FEB-2011 08:24:08	Dark	48.000	131	Gam Lup	2.8000	26000.	96	46918	No
96	GOM_NL__2PRFIN20110219_082857_000000453099_00352_46918_5320.N1	19-FEB-2011 08:28:57	Dark	45.000	10	Bet Cen	0.61000	28000.	90	46918	No
97	GOM_NL__2PRFIN20110219_083027_000000493099_00352_46918_5321.N1	19-FEB-2011 08:30:27	Dark	48.500	77	Eps Cen	2.3030	28000.	97	46918	No
98	GOM_NL__2PRFIN20110219_083242_000000583099_00352_46918_5322.N1	19-FEB-2011 08:32:42	Dark	57.500	26	Gam Cru	1.6240	2900.0	115	46918	No
99	GOM_NL__2PRFIN20110219_083445_000000463099_00352_46918_5323.N1	19-FEB-2011 08:34:45	Dark	45.500	99	Del Cen	2.5750	26000.	91	46918	No
100	GOM_NL__2PRFIN20110219_083734_000000423099_00352_46918_5324.N1	19-FEB-2011 08:37:34	Dark	42.000	113	Mu Vel	2.6920	5000.0	84	46918	No
101	GOM_NL__2PRFIN20110219_085044_000000483099_00352_46918_5325.N1	19-FEB-2011 08:50:44	Twl_and_stray	47.500	48	30Alp Hya	1.9770	4100.0	95	46918	No

102	GOM_NL__2PRFIN20110219_085740_000000483099_00352_46918_5326.N1	19-FEB-2011 08:57:40	Bright	48.000	22	32Alp Leo	1.3600	15200.	96	46918	No
103	GOM_NL__2PRFIN20110219_090058_000000433099_00352_46918_5327.N1	19-FEB-2011 09:00:58	Bright	43.000	166	17Eps Leo	2.9800	6000.0	86	46918	No
104	GOM_NL__2PRFIN20110219_091233_000000433099_00352_46918_5328.N1	19-FEB-2011 09:12:33	Bright	43.000	82	48Bet UMa	2.3650	10600.	86	46918	No
105	GOM_NL__2PRFIN20110219_092032_000000423099_00352_46918_5329.N1	19-FEB-2011 09:20:32	Bright	42.000	60	7Bet UMi	2.0810	3950.0	84	46918	No
106	GOM_NL__2PRFIN20110219_092521_000000443099_00352_46918_5330.N1	19-FEB-2011 09:25:21	Bright	44.000	119	14Eta Dra	2.7270	4700.0	88	46918	No
107	GOM_NL__2PRFIN20110219_092918_000000543099_00352_46918_5331.N1	19-FEB-2011 09:29:18	Bright	54.000	130	23Bet Dra	2.7990	5800.0	108	46918	No
108	GOM_NL__2PRFIN20110219_093346_000000413099_00352_46918_5332.N1	19-FEB-2011 09:33:46	Bright	40.500	5	3Alp Lyr	0.033000	11000.	81	46918	No
109	GOM_NL__2PRFIN20110219_094314_000000583099_00352_46918_5333.N1	19-FEB-2011 09:43:14	Bright	58.000	59	55Alp Oph	2.0800	8900.0	116	46918	No
110	GOM_NL__2PRFIN20110219_094535_000000543099_00352_46918_5334.N1	19-FEB-2011 09:45:35	Tw_i_and_stray	53.500	126	60Bet Oph	2.7700	4250.0	107	46918	No
111	GOM_NL__2PRFIN20110219_095316_000000563099_00352_46918_5335.N1	19-FEB-2011 09:53:16	Dark	56.000	86	35Eta Oph	2.4300	10200.	112	46918	No
112	GOM_NL__2PRFIN20110219_095717_000000473099_00352_46918_5336.N1	19-FEB-2011 09:57:17	Dark	47.000	25	35Lam Sco	1.6200	28000.	94	46918	No
113	GOM_NL__2PRFIN20110219_095844_000000473099_00352_46918_5337.N1	19-FEB-2011 09:58:44	Dark	46.500	75	26Eps Sco	2.2910	4250.0	93	46918	No
114	GOM_NL__2PRFIN20110219_100423_000000473099_00353_46919_5346.N1	19-FEB-2011 10:04:23	Dark	47.000	131	Gam Lup	2.8000	26000.	94	46919	No
115	GOM_NL__2PRFIN20110219_100912_000000513099_00353_46919_5347.N1	19-FEB-2011 10:09:12	Dark	51.000	10	Bet Cen	0.61000	28000.	102	46919	No
116	GOM_NL__2PRFIN20110219_101042_000000453099_00353_46919_5348.N1	19-FEB-2011 10:10:42	Dark	44.500	77	Eps Cen	2.3030	28000.	89	46919	No
117	GOM_NL__2PRFIN20110219_101256_000000583099_00353_46919_5349.N1	19-FEB-2011 10:12:56	Dark	57.500	26	Gam Cru	1.6240	2900.0	115	46919	No
118	GOM_NL__2PRFIN20110219_101500_000000443099_00353_46919_5350.N1	19-FEB-2011 10:15:00	Dark	44.000	99	Del Cen	2.5750	26000.	88	46919	No
119	GOM_NL__2PRFIN20110219_101748_000000453099_00353_46919_5351.N1	19-FEB-2011 10:17:48	Dark	45.000	113	Mu Vel	2.6920	5000.0	90	46919	No
120	GOM_NL__2PRFIN20110219_103058_000000493099_00353_46919_5352.N1	19-FEB-2011 10:30:58	Tw_i_and_stray	48.500	48	30Alp Hya	1.9770	4100.0	97	46919	No
121	GOM_NL__2PRFIN20110219_103754_000000483099_00353_46919_5353.N1	19-FEB-2011 10:37:54	Bright	48.000	22	32Alp Leo	1.3600	15200.	96	46919	No
122	GOM_NL__2PRFIN20110219_104112_000000443099_00353_46919_5354.N1	19-FEB-2011 10:41:12	Bright	44.000	166	17Eps Leo	2.9800	6000.0	88	46919	No
123	GOM_NL__2PRFIN20110219_105246_000000433099_00353_46919_5355.N1	19-FEB-2011 10:52:46	Bright	42.500	82	48Bet UMa	2.3650	10600.	85	46919	No
124	GOM_NL__2PRFIN20110219_110045_000000423099_00353_46919_5356.N1	19-FEB-2011 11:00:45	Bright	41.500	60	7Bet UMi	2.0810	3950.0	83	46919	No
125	GOM_NL__2PRFIN20110219_110535_000000453099_00353_46919_5357.N1	19-FEB-2011 11:05:35	Bright	45.000	119	14Eta Dra	2.7270	4700.0	90	46919	No
126	GOM_NL__2PRFIN20110219_110932_000000493099_00353_46919_5358.N1	19-FEB-2011 11:09:32	Bright	48.500	130	23Bet Dra	2.7990	5800.0	97	46919	No
127	GOM_NL__2PRFIN20110219_111400_000000383099_00353_46919_5359.N1	19-FEB-2011 11:14:00	Bright	37.500	5	3Alp Lyr	0.033000	11000.	75	46919	No
128	GOM_NL__2PRFIN20110219_112329_000000543099_00353_46919_5360.N1	19-FEB-2011 11:23:29	Bright	53.500	59	55Alp Oph	2.0800	8900.0	107	46919	No
129	GOM_NL__2PRFIN20110219_112549_000000563099_00353_46919_5361.N1	19-FEB-2011 11:25:49	Tw_i_and_stray	56.000	126	60Bet Oph	2.7700	4250.0	112	46919	No
130	GOM_NL__2PRFIN20110219_113331_000000513099_00353_46919_5362.N1	19-FEB-2011 11:33:31	Dark	51.000	86	35Eta Oph	2.4300	10200.	102	46919	No
131	GOM_NL__2PRFIN20110219_113732_000000463099_00353_46919_5363.N1	19-FEB-2011 11:37:32	Dark	45.500	25	35Lam Sco	1.6200	28000.	91	46919	No
132	GOM_NL__2PRFIN20110219_113859_000000543099_00353_46919_5364.N1	19-FEB-2011 11:38:59	Dark	53.500	75	26Eps Sco	2.2910	4250.0	107	46919	No
133	GOM_NL__2PRFIN20110219_114438_000000493099_00354_46920_5358.N1	19-FEB-2011 11:44:38	Dark	49.000	131	Gam Lup	2.8000	26000.	98	46920	No
134	GOM_NL__2PRFIN20110219_114926_000000433099_00354_46920_5359.N1	19-FEB-2011 11:49:26	Dark	42.500	10	Bet Cen	0.61000	28000.	85	46920	No
135	GOM_NL__2PRFIN20110219_115056_000000453099_00354_46920_5360.N1	19-FEB-2011 11:50:56	Dark	45.000	77	Eps Cen	2.3030	28000.	90	46920	No
136	GOM_NL__2PRFIN20110219_115311_000000583099_00354_46920_5361.N1	19-FEB-2011 11:53:11	Dark	58.000	26	Gam Cru	1.6240	2900.0	116	46920	No
137	GOM_NL__2PRFIN20110219_115514_000000433099_00354_46920_5362.N1	19-FEB-2011 11:55:14	Dark	43.000	99	Del Cen	2.5750	26000.	86	46920	No
138	GOM_NL__2PRFIN20110219_115803_000000453099_00354_46920_5363.N1	19-FEB-2011 11:58:03	Dark	45.000	113	Mu Vel	2.6920	5000.0	90	46920	No
139	GOM_NL__2PRFIN20110219_121112_000000463099_00354_46920_5364.N1	19-FEB-2011 12:11:12	Tw_i_and_stray	46.000	48	30Alp Hya	1.9770	4100.0	92	46920	No
140	GOM_NL__2PRFIN20110219_121807_000000493099_00354_46920_5365.N1	19-FEB-2011 12:18:07	Bright	48.500	22	32Alp Leo	1.3600	15200.	97	46920	No
141	GOM_NL__2PRFIN20110219_122126_000000443099_00354_46920_5366.N1	19-FEB-2011 12:21:26	Bright	43.500	166	17Eps Leo	2.9800	6000.0	87	46920	No
142	GOM_NL__2PRFIN20110219_123259_000000443099_00354_46920_5367.N1	19-FEB-2011 12:32:59	Bright	43.500	82	48Bet UMa	2.3650	10600.	87	46920	No
143	GOM_NL__2PRFIN20110219_124059_000000373099_00354_46920_5368.N1	19-FEB-2011 12:40:59	Bright	37.000	60	7Bet UMi	2.0810	3950.0	74	46920	No
144	GOM_NL__2PRFIN20110219_124548_000000413099_00354_46920_5369.N1	19-FEB-2011 12:45:48	Bright	40.500	119	14Eta Dra	2.7270	4700.0	81	46920	No
145	GOM_NL__2PRFIN20110219_124946_000000433099_00354_46920_5370.N1	19-FEB-2011 12:49:46	Bright	42.500	130	23Bet Dra	2.7990	5800.0	85	46920	No
146	GOM_NL__2PRFIN20110219_125414_000000423099_00354_46920_5371.N1	19-FEB-2011 12:54:14	Bright	42.000	5	3Alp Lyr	0.033000	11000.	84	46920	No
147	GOM_NL__2PRFIN20110219_130118_000000543099_00354_46920_5372.N1	19-FEB-2011 13:01:18	Bright	54.000	168	17Zet Aql	2.9860	11000.	108	46920	No
148	GOM_NL__2PRFIN20110219_130343_000000603099_00354_46920_5373.N1	19-FEB-2011 13:03:43	Bright	59.500	59	55Alp Oph	2.0800	8900.0	119	46920	No
149	GOM_NL__2PRFIN20110219_130604_000000553099_00354_46920_5374.N1	19-FEB-2011 13:06:04	Tw_i_and_stray	54.500	126	60Bet Oph	2.7700	4250.0	109	46920	No
150	GOM_NL__2PRFIN20110219_131346_000000583099_00354_46920_5375.N1	19-FEB-2011 13:13:46	Dark	57.500	86	35Eta Oph	2.4300	10200.	115	46920	No
151	GOM_NL__2PRFIN20110219_131747_000000483099_00354_46920_5376.N1	19-FEB-2011 13:17:47	Dark	47.500	25	35Lam Sco	1.6200	28000.	95	46920	No
152	GOM_NL__2PRFIN20110219_131914_000000483099_00354_46920_5377.N1	19-FEB-2011 13:19:14	Dark	47.500	75	26Eps Sco	2.2910	4250.0	95	46920	No
153	GOM_NL__2PRFIN20110219_132453_000000493099_00355_46921_5408.N1	19-FEB-2011 13:24:53	Dark	49.000	131	Gam Lup	2.8000	26000.	98	46921	No
154	GOM_NL__2PRFIN20110219_132941_000000453099_00355_46921_5409.N1	19-FEB-2011 13:29:41	Dark	44.500	10	Bet Cen	0.61000	28000.	89	46921	No
155	GOM_NL__2PRFIN20110219_133111_000000453099_00355_46921_5410.N1	19-FEB-2011 13:31:11	Dark	45.000	77	Eps Cen	2.3030	28000.	90	46921	No
156	GOM_NL__2PRFIN20110219_133325_000000543099_00355_46921_5411.N1	19-FEB-2011 13:33:25	Dark	53.500	26	Gam Cru	1.6240	2900.0	107	46921	No
157	GOM_NL__2PRFIN20110219_133529_000000463099_00355_46921_5412.N1	19-FEB-2011 13:35:29	Dark	45.500	99	Del Cen	2.5750	26000.	91	46921	No
158	GOM_NL__2PRFIN20110219_133817_000000433099_00355_46921_5413.N1	19-FEB-2011 13:38:17	Dark	42.500	113	Mu Vel	2.6920	5000.0	85	46921	No
159	GOM_NL__2PRFIN20110219_135126_000000393099_00355_46921_5414.N1	19-FEB-2011 13:51:26	Tw_i_and_stray	39.000	48	30Alp Hya	1.9770	4100.0	78	46921	No
160	GOM_NL__2PRFIN20110219_135821_000000483099_00355_46921_5415.N1	19-FEB-2011 13:58:21	Bright	48.000	22	32Alp Leo	1.3600	15200.	96	46921	No



161	GOM_NL__2PRFIN20110219_140139_000000413099_00355_46921_5416.N1	19-FEB-2011 14:01:39	Bright	41.000	166	17Eps Leo	2.9800	6000.0	82	46921	No
162	GOM_NL__2PRFIN20110219_141313_000000443099_00355_46921_5417.N1	19-FEB-2011 14:13:13	Bright	44.000	82	48Bet UMa	2.3650	10600.	88	46921	No
163	GOM_NL__2PRFIN20110219_142113_000000423099_00355_46921_5418.N1	19-FEB-2011 14:21:13	Bright	42.000	60	7Bet UMi	2.0810	3950.0	84	46921	No
164	GOM_NL__2PRFIN20110219_142602_000000423099_00355_46921_5419.N1	19-FEB-2011 14:26:02	Bright	41.500	119	14Eta Dra	2.7270	4700.0	83	46921	No
165	GOM_NL__2PRFIN20110219_143000_000000443099_00355_46921_5420.N1	19-FEB-2011 14:30:00	Bright	44.000	130	23Bet Dra	2.7990	5800.0	88	46921	No
166	GOM_NL__2PRFIN20110219_143428_000000383099_00355_46921_5421.N1	19-FEB-2011 14:34:28	Bright	37.500	5	3Alp Lyr	0.033000	11000.	75	46921	No
167	GOM_NL__2PRFIN20110219_144132_000000543099_00355_46921_5422.N1	19-FEB-2011 14:41:32	Bright	54.000	168	17Zet Aql	2.9860	11000.	108	46921	No
168	GOM_NL__2PRFIN20110219_144358_000000563099_00355_46921_5423.N1	19-FEB-2011 14:43:58	Bright	56.000	59	55Alp Oph	2.0800	8900.0	112	46921	No
169	GOM_NL__2PRFIN20110219_144618_000000553099_00355_46921_5424.N1	19-FEB-2011 14:46:18	Tw_i_and_stray	54.500	126	60Bet Oph	2.7700	4250.0	109	46921	No
170	GOM_NL__2PRFIN20110219_145401_000000573099_00355_46921_5425.N1	19-FEB-2011 14:54:01	Dark	57.000	86	35Eta Oph	2.4300	10200.	114	46921	No
171	GOM_NL__2PRFIN20110219_145801_000000483099_00355_46921_5426.N1	19-FEB-2011 14:58:01	Dark	48.000	25	35Lam Sco	1.6200	28000.	96	46921	No
172	GOM_NL__2PRFIN20110219_145929_000000463099_00355_46921_5427.N1	19-FEB-2011 14:59:29	Dark	46.000	75	26Eps Sco	2.2910	4250.0	92	46921	No
173	GOM_NL__2PRFIN20110219_150508_000000483099_00356_46922_5468.N1	19-FEB-2011 15:05:08	Dark	47.500	131	Gam Lup	2.8000	26000.	95	46922	No
174	GOM_NL__2PRFIN20110219_150956_000000413099_00356_46922_5469.N1	19-FEB-2011 15:09:56	Dark	41.000	10	Bet Cen	0.61000	28000.	82	46922	No
175	GOM_NL__2PRFIN20110219_151126_000000443099_00356_46922_5470.N1	19-FEB-2011 15:11:26	Dark	44.000	77	Eps Cen	2.3030	28000.	88	46922	No
176	GOM_NL__2PRFIN20110219_151340_000000503099_00356_46922_5471.N1	19-FEB-2011 15:13:40	Dark	50.000	26	Gam Cru	1.6240	2900.0	100	46922	No
177	GOM_NL__2PRFIN20110219_151543_000000433099_00356_46922_5472.N1	19-FEB-2011 15:15:43	Dark	42.500	99	Del Cen	2.5750	26000.	85	46922	No
178	GOM_NL__2PRFIN20110219_151831_000000433099_00356_46922_5473.N1	19-FEB-2011 15:18:31	Dark	43.000	113	Mu Vel	2.6920	5000.0	86	46922	No
179	GOM_NL__2PRFIN20110219_153140_000000403099_00356_46922_5474.N1	19-FEB-2011 15:31:40	Tw_i_and_stray	40.000	48	30Alp Hya	1.9770	4100.0	80	46922	No
180	GOM_NL__2PRFIN20110219_153834_000000463099_00356_46922_5475.N1	19-FEB-2011 15:38:34	Bright	46.000	22	32Alp Leo	1.3600	15200.	92	46922	No
181	GOM_NL__2PRFIN20110219_154153_000000423099_00356_46922_5476.N1	19-FEB-2011 15:41:53	Bright	42.000	166	17Eps Leo	2.9800	6000.0	84	46922	No
182	GOM_NL__2PRFIN20110219_155326_000000433099_00356_46922_5477.N1	19-FEB-2011 15:53:26	Bright	43.000	82	48Bet UMa	2.3650	10600.	86	46922	No
183	GOM_NL__2PRFIN20110219_160127_000000413099_00356_46922_5478.N1	19-FEB-2011 16:01:27	Bright	41.000	60	7Bet UMi	2.0810	3950.0	82	46922	No
184	GOM_NL__2PRFIN20110219_160616_000000463099_00356_46922_5479.N1	19-FEB-2011 16:06:16	Bright	45.500	119	14Eta Dra	2.7270	4700.0	91	46922	No
185	GOM_NL__2PRFIN20110219_161014_000000443099_00356_46922_5480.N1	19-FEB-2011 16:10:14	Bright	43.500	130	23Bet Dra	2.7990	5800.0	87	46922	No
186	GOM_NL__2PRFIN20110219_161442_000000403099_00356_46922_5481.N1	19-FEB-2011 16:14:42	Bright	40.000	5	3Alp Lyr	0.033000	11000.	80	46922	No
187	GOM_NL__2PRFIN20110219_162147_000000373099_00356_46922_5482.N1	19-FEB-2011 16:21:47	Bright	37.000	168	17Zet Aql	2.9860	11000.	74	46922	No
188	GOM_NL__2PRFIN20110219_162412_000000563099_00356_46922_5483.N1	19-FEB-2011 16:24:12	Bright	55.500	59	55Alp Oph	2.0800	8900.0	111	46922	No
189	GOM_NL__2PRFIN20110219_162633_000000533099_00356_46922_5484.N1	19-FEB-2011 16:26:33	Tw_i_and_stray	52.500	126	60Bet Oph	2.7700	4250.0	105	46922	No
190	GOM_NL__2PRFIN20110219_163416_000000533099_00356_46922_5485.N1	19-FEB-2011 16:34:16	Dark	53.000	86	35Eta Oph	2.4300	10200.	106	46922	No
191	GOM_NL__2PRFIN20110219_163816_000000463099_00356_46922_5486.N1	19-FEB-2011 16:38:16	Dark	46.000	25	35Lam Sco	1.6200	28000.	92	46922	No
192	GOM_NL__2PRFIN20110219_163944_000000473099_00356_46922_5487.N1	19-FEB-2011 16:39:44	Dark	47.000	75	26Eps Sco	2.2910	4250.0	94	46922	No
193	GOM_NL__2PRFIN20110219_164523_000000493099_00357_46923_5480.N1	19-FEB-2011 16:45:23	Dark	49.000	131	Gam Lup	2.8000	26000.	98	46923	No
194	GOM_NL__2PRFIN20110219_165010_000000473099_00357_46923_5481.N1	19-FEB-2011 16:50:10	Dark	46.500	10	Bet Cen	0.61000	28000.	93	46923	No
195	GOM_NL__2PRFIN20110219_165141_000000453099_00357_46923_5482.N1	19-FEB-2011 16:51:41	Dark	45.000	77	Eps Cen	2.3030	28000.	90	46923	No
196	GOM_NL__2PRFIN20110219_165355_000000553099_00357_46923_5483.N1	19-FEB-2011 16:53:55	Dark	55.000	26	Gam Cru	1.6240	2900.0	110	46923	No
197	GOM_NL__2PRFIN20110219_165558_000000443099_00357_46923_5484.N1	19-FEB-2011 16:55:58	Dark	43.500	99	Del Cen	2.5750	26000.	87	46923	No
198	GOM_NL__2PRFIN20110219_165846_000000393099_00357_46923_5485.N1	19-FEB-2011 16:58:46	Dark	39.000	113	Mu Vel	2.6920	5000.0	78	46923	No
199	GOM_NL__2PRFIN20110219_171154_000000403099_00357_46923_5486.N1	19-FEB-2011 17:11:54	Tw_i_and_stray	40.000	48	30Alp Hya	1.9770	4100.0	80	46923	No
200	GOM_NL__2PRFIN20110219_171848_000000483099_00357_46923_5487.N1	19-FEB-2011 17:18:48	Bright	47.500	22	32Alp Leo	1.3600	15200.	95	46923	No
201	GOM_NL__2PRFIN20110219_172207_000000433099_00357_46923_5488.N1	19-FEB-2011 17:22:07	Bright	43.000	166	17Eps Leo	2.9800	6000.0	86	46923	No
202	GOM_NL__2PRFIN20110219_173340_000000443099_00357_46923_5489.N1	19-FEB-2011 17:33:40	Bright	44.000	82	48Bet UMa	2.3650	10600.	88	46923	No
203	GOM_NL__2PRFIN20110219_174140_000000413099_00357_46923_5490.N1	19-FEB-2011 17:41:40	Bright	41.000	60	7Bet UMi	2.0810	3950.0	82	46923	No
204	GOM_NL__2PRFIN20110219_174629_000000443099_00357_46923_5491.N1	19-FEB-2011 17:46:29	Bright	43.500	119	14Eta Dra	2.7270	4700.0	87	46923	No
205	GOM_NL__2PRFIN20110219_175027_000000623099_00357_46923_5492.N1	19-FEB-2011 17:50:27	Bright	62.000	130	23Bet Dra	2.7990	5800.0	124	46923	No
206	GOM_NL__2PRFIN20110219_175456_000000393099_00357_46923_5493.N1	19-FEB-2011 17:54:56	Bright	39.000	5	3Alp Lyr	0.033000	11000.	78	46923	No
207	GOM_NL__2PRFIN20110219_180201_000000373099_00357_46923_5494.N1	19-FEB-2011 18:02:01	Bright	36.500	168	17Zet Aql	2.9860	11000.	73	46923	No
208	GOM_NL__2PRFIN20110219_180427_000000593099_00357_46923_5495.N1	19-FEB-2011 18:04:27	Bright	58.500	59	55Alp Oph	2.0800	8900.0	117	46923	No
209	GOM_NL__2PRFIN20110219_180648_000000563099_00357_46923_5496.N1	19-FEB-2011 18:06:48	Tw_i_and_stray	56.000	126	60Bet Oph	2.7700	4250.0	112	46923	No
210	GOM_NL__2PRFIN20110219_181431_000000523099_00357_46923_5497.N1	19-FEB-2011 18:14:31	Dark	51.500	86	35Eta Oph	2.4300	10200.	103	46923	No
211	GOM_NL__2PRFIN20110219_181831_000000493099_00357_46923_5498.N1	19-FEB-2011 18:18:31	Dark	49.000	25	35Lam Sco	1.6200	28000.	98	46923	No
212	GOM_NL__2PRFIN20110219_181959_000000483099_00357_46923_5499.N1	19-FEB-2011 18:19:59	Dark	47.500	75	26Eps Sco	2.2910	4250.0	95	46923	No
213	GOM_NL__2PRFIN20110219_182538_000000493099_00358_46924_5505.N1	19-FEB-2011 18:25:38	Dark	48.500	131	Gam Lup	2.8000	26000.	97	46924	No
214	GOM_NL__2PRFIN20110219_183025_000000423099_00358_46924_5506.N1	19-FEB-2011 18:30:25	Dark	41.500	10	Bet Cen	0.61000	28000.	83	46924	No
215	GOM_NL__2PRFIN20110219_183156_000000463099_00358_46924_5507.N1	19-FEB-2011 18:31:56	Dark	46.000	77	Eps Cen	2.3030	28000.	92	46924	No
216	GOM_NL__2PRFIN20110219_183409_000000553099_00358_46924_5508.N1	19-FEB-2011 18:34:09	Dark	55.000	26	Gam Cru	1.6240	2900.0	110	46924	No
217	GOM_NL__2PRFIN20110219_183613_000000463099_00358_46924_5509.N1	19-FEB-2011 18:36:13	Dark	45.500	99	Del Cen	2.5750	26000.	91	46924	No
218	GOM_NL__2PRFIN20110219_183900_000000473099_00358_46924_5510.N1	19-FEB-2011 18:39:00	Dark	47.000	113	Mu Vel	2.6920	5000.0	94	46924	No
219	GOM_NL__2PRFIN20110219_185209_000000473099_00358_46924_5511.N1	19-FEB-2011 18:52:09	Tw_i_and_stray	46.500	48	30Alp Hya	1.9770	4100.0	93	46924	No

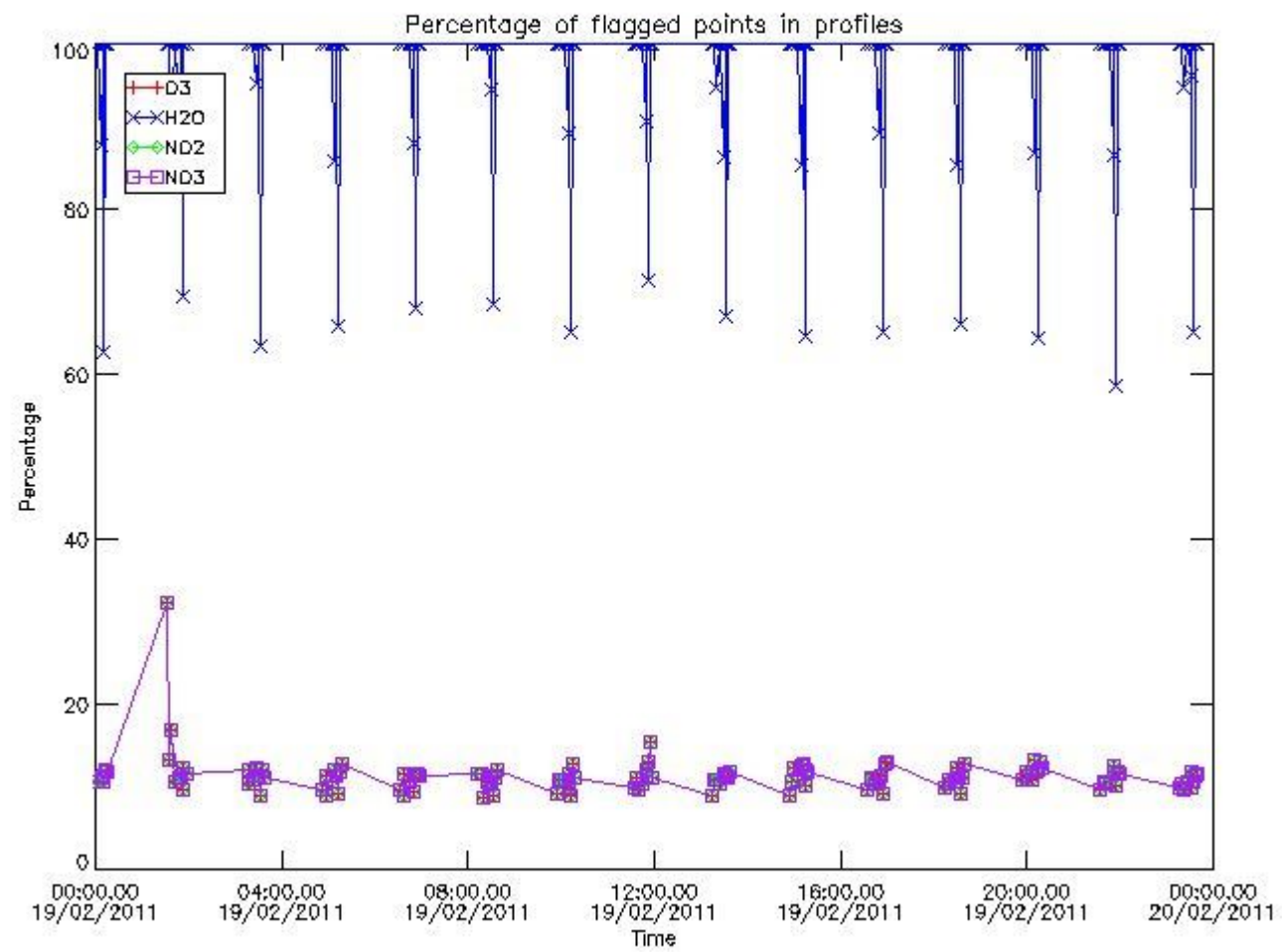
220	GOM_NL__2PRFIN20110219_185902_000000493099_00358_46924_5512.N1	19-FEB-2011 18:59:02	Bright	49.000	22	32Alp Leo	1.3600	15200.	98	46924	No
221	GOM_NL__2PRFIN20110219_190220_000000433099_00358_46924_5513.N1	19-FEB-2011 19:02:20	Bright	43.000	166	17Eps Leo	2.9800	6000.0	86	46924	No
222	GOM_NL__2PRFIN20110219_191353_000000453099_00358_46924_5514.N1	19-FEB-2011 19:13:53	Bright	45.000	82	48Bet UMa	2.3650	10600.	90	46924	No
223	GOM_NL__2PRFIN20110219_192154_000000433099_00358_46924_5515.N1	19-FEB-2011 19:21:54	Bright	42.500	60	7Bet UMi	2.0810	3950.0	85	46924	No
224	GOM_NL__2PRFIN20110219_192643_000000453099_00358_46924_5516.N1	19-FEB-2011 19:26:43	Bright	44.500	119	14Eta Dra	2.7270	4700.0	89	46924	No
225	GOM_NL__2PRFIN20110219_193041_000000413099_00358_46924_5517.N1	19-FEB-2011 19:30:41	Bright	41.000	130	23Bet Dra	2.7990	5800.0	82	46924	No
226	GOM_NL__2PRFIN20110219_193510_000000393099_00358_46924_5518.N1	19-FEB-2011 19:35:10	Bright	39.000	5	3Alp Lyr	0.033000	11000.	78	46924	No
227	GOM_NL__2PRFIN20110219_194215_000000363099_00358_46924_5519.N1	19-FEB-2011 19:42:15	Bright	35.500	168	17Zet Aql	2.9860	11000.	71	46924	No
228	GOM_NL__2PRFIN20110219_194442_000000603099_00358_46924_5520.N1	19-FEB-2011 19:44:42	Bright	59.500	59	55Alp Oph	2.0800	8900.0	119	46924	No
229	GOM_NL__2PRFIN20110219_194703_000000503099_00358_46924_5521.N1	19-FEB-2011 19:47:03	Twi_and_stray	49.500	126	60Bet Oph	2.7700	4250.0	99	46924	No
230	GOM_NL__2PRFIN20110219_195446_000000523099_00358_46924_5522.N1	19-FEB-2011 19:54:46	Dark	52.000	86	35Eta Oph	2.4300	10200.	104	46924	No
231	GOM_NL__2PRFIN20110219_195845_000000433099_00358_46924_5523.N1	19-FEB-2011 19:58:45	Dark	43.000	25	35Lam Sco	1.6200	28000.	86	46924	No
232	GOM_NL__2PRFIN20110219_200014_000000503099_00358_46924_5524.N1	19-FEB-2011 20:00:14	Dark	49.500	75	26Eps Sco	2.2910	4250.0	99	46924	No
233	GOM_NL__2PRFIN20110219_200554_000000483099_00359_46925_5560.N1	19-FEB-2011 20:05:54	Dark	47.500	131	Gam Lup	2.8000	26000.	95	46925	No
234	GOM_NL__2PRFIN20110219_201040_000000423099_00359_46925_5561.N1	19-FEB-2011 20:10:40	Dark	42.000	10	Bet Cen	0.61000	28000.	84	46925	No
235	GOM_NL__2PRFIN20110219_201211_000000443099_00359_46925_5562.N1	19-FEB-2011 20:12:11	Dark	43.500	77	Eps Cen	2.3030	28000.	87	46925	No
236	GOM_NL__2PRFIN20110219_201424_000000513099_00359_46925_5563.N1	19-FEB-2011 20:14:24	Dark	51.000	26	Gam Cru	1.6240	2900.0	102	46925	No
237	GOM_NL__2PRFIN20110219_201627_000000433099_00359_46925_5564.N1	19-FEB-2011 20:16:27	Dark	43.000	99	Del Cen	2.5750	26000.	86	46925	No
238	GOM_NL__2PRFIN20110219_201915_000000423099_00359_46925_5565.N1	19-FEB-2011 20:19:15	Dark	41.500	113	Mu Vel	2.6920	5000.0	83	46925	No
239	GOM_NL__2PRFIN20110219_203223_000000443099_00359_46925_5566.N1	19-FEB-2011 20:32:23	Twi_and_stray	43.500	48	30Alp Hya	1.9770	4100.0	87	46925	No
240	GOM_NL__2PRFIN20110219_203916_000000493099_00359_46925_5567.N1	19-FEB-2011 20:39:16	Bright	48.500	22	32Alp Leo	1.3600	15200.	97	46925	No
241	GOM_NL__2PRFIN20110219_204234_000000423099_00359_46925_5568.N1	19-FEB-2011 20:42:34	Bright	42.000	166	17Eps Leo	2.9800	6000.0	84	46925	No
242	GOM_NL__2PRFIN20110219_205406_000000453099_00359_46925_5569.N1	19-FEB-2011 20:54:06	Bright	45.000	82	48Bet UMa	2.3650	10600.	90	46925	No
243	GOM_NL__2PRFIN20110219_210208_000000413099_00359_46925_5570.N1	19-FEB-2011 21:02:08	Bright	40.500	60	7Bet UMi	2.0810	3950.0	81	46925	No
244	GOM_NL__2PRFIN20110219_210657_000000443099_00359_46925_5571.N1	19-FEB-2011 21:06:57	Bright	44.000	119	14Eta Dra	2.7270	4700.0	88	46925	No
245	GOM_NL__2PRFIN20110219_211055_000000403099_00359_46925_5572.N1	19-FEB-2011 21:10:55	Bright	40.000	130	23Bet Dra	2.7990	5800.0	80	46925	No
246	GOM_NL__2PRFIN20110219_211525_000000373099_00359_46925_5573.N1	19-FEB-2011 21:15:25	Bright	37.000	5	3Alp Lyr	0.033000	11000.	74	46925	No
247	GOM_NL__2PRFIN20110219_212230_000000363099_00359_46925_5574.N1	19-FEB-2011 21:22:30	Bright	36.000	168	17Zet Aql	2.9860	11000.	72	46925	No
248	GOM_NL__2PRFIN20110219_212456_000000573099_00359_46925_5575.N1	19-FEB-2011 21:24:56	Bright	56.500	59	55Alp Oph	2.0800	8900.0	113	46925	No
249	GOM_NL__2PRFIN20110219_212717_000000543099_00359_46925_5576.N1	19-FEB-2011 21:27:17	Twi_and_stray	53.500	126	60Bet Oph	2.7700	4250.0	107	46925	No
250	GOM_NL__2PRFIN20110219_213501_000000533099_00359_46925_5577.N1	19-FEB-2011 21:35:01	Dark	52.500	86	35Eta Oph	2.4300	10200.	105	46925	No
251	GOM_NL__2PRFIN20110219_213900_000000483099_00359_46925_5578.N1	19-FEB-2011 21:39:00	Dark	48.000	25	35Lam Sco	1.6200	28000.	96	46925	No
252	GOM_NL__2PRFIN20110219_214029_000000543099_00359_46925_5579.N1	19-FEB-2011 21:40:29	Dark	54.000	75	26Eps Sco	2.2910	4250.0	108	46925	No
253	GOM_NL__2PRFIN20110219_214609_000000483099_00360_46926_5605.N1	19-FEB-2011 21:46:09	Dark	48.000	131	Gam Lup	2.8000	26000.	96	46926	No
254	GOM_NL__2PRFIN20110219_215054_000000413099_00360_46926_5606.N1	19-FEB-2011 21:50:54	Dark	41.000	10	Bet Cen	0.61000	28000.	82	46926	No
255	GOM_NL__2PRFIN20110219_215225_000000433099_00360_46926_5607.N1	19-FEB-2011 21:52:25	Dark	43.000	77	Eps Cen	2.3030	28000.	86	46926	No
256	GOM_NL__2PRFIN20110219_215438_000000503099_00360_46926_5608.N1	19-FEB-2011 21:54:38	Dark	50.000	26	Gam Cru	1.6240	2900.0	100	46926	No
257	GOM_NL__2PRFIN20110219_215642_000000443099_00360_46926_5609.N1	19-FEB-2011 21:56:42	Dark	43.500	99	Del Cen	2.5750	26000.	87	46926	No
258	GOM_NL__2PRFIN20110219_215929_000000453099_00360_46926_5610.N1	19-FEB-2011 21:59:29	Dark	44.500	113	Mu Vel	2.6920	5000.0	89	46926	No
259	GOM_NL__2PRFIN20110219_221237_000000483099_00360_46926_5611.N1	19-FEB-2011 22:12:37	Twi_and_stray	48.000	48	30Alp Hya	1.9770	4100.0	96	46926	No
260	GOM_NL__2PRFIN20110219_221929_000000553099_00360_46926_5612.N1	19-FEB-2011 22:19:29	Bright	54.500	22	32Alp Leo	1.3600	15200.	109	46926	No
261	GOM_NL__2PRFIN20110219_222248_000000423099_00360_46926_5613.N1	19-FEB-2011 22:22:48	Bright	41.500	166	17Eps Leo	2.9800	6000.0	83	46926	No
262	GOM_NL__2PRFIN20110219_223420_000000453099_00360_46926_5614.N1	19-FEB-2011 22:34:20	Bright	44.500	82	48Bet UMa	2.3650	10600.	89	46926	No
263	GOM_NL__2PRFIN20110219_224221_000000393099_00360_46926_5615.N1	19-FEB-2011 22:42:21	Bright	39.000	60	7Bet UMi	2.0810	3950.0	78	46926	No
264	GOM_NL__2PRFIN20110219_224710_000000453099_00360_46926_5616.N1	19-FEB-2011 22:47:10	Bright	44.500	119	14Eta Dra	2.7270	4700.0	89	46926	No
265	GOM_NL__2PRFIN20110219_225109_000000433099_00360_46926_5617.N1	19-FEB-2011 22:51:09	Bright	43.000	130	23Bet Dra	2.7990	5800.0	86	46926	No
266	GOM_NL__2PRFIN20110219_225539_000000413099_00360_46926_5618.N1	19-FEB-2011 22:55:39	Bright	40.500	5	3Alp Lyr	0.033000	11000.	81	46926	No
267	GOM_NL__2PRFIN20110219_230244_000000543099_00360_46926_5619.N1	19-FEB-2011 23:02:44	Bright	54.000	168	17Zet Aql	2.9860	11000.	108	46926	No
268	GOM_NL__2PRFIN20110219_230511_000000563099_00360_46926_5620.N1	19-FEB-2011 23:05:11	Bright	56.000	59	55Alp Oph	2.0800	8900.0	112	46926	No
269	GOM_NL__2PRFIN20110219_230732_000000523099_00360_46926_5621.N1	19-FEB-2011 23:07:32	Twi_and_stray	52.000	126	60Bet Oph	2.7700	4250.0	104	46926	No
270	GOM_NL__2PRFIN20110219_231516_000000513099_00360_46926_5622.N1	19-FEB-2011 23:15:16	Dark	51.000	86	35Eta Oph	2.4300	10200.	102	46926	No
271	GOM_NL__2PRFIN20110219_231915_000000493099_00360_46926_5623.N1	19-FEB-2011 23:19:15	Dark	49.000	25	35Lam Sco	1.6200	28000.	98	46926	No
272	GOM_NL__2PRFIN20110219_232044_000000583099_00360_46926_5624.N1	19-FEB-2011 23:20:44	Dark	57.500	75	26Eps Sco	2.2910	4250.0	115	46926	No
273	GOM_NL__2PRFIN20110219_232624_000000493099_00361_46927_5703.N1	19-FEB-2011 23:26:24	Dark	48.500	131	Gam Lup	2.8000	26000.	97	46927	No
274	GOM_NL__2PRFIN20110219_233109_000000523099_00361_46927_5704.N1	19-FEB-2011 23:31:09	Dark	52.000	10	Bet Cen	0.61000	28000.	104	46927	No
275	GOM_NL__2PRFIN20110219_233240_000000443099_00361_46927_5705.N1	19-FEB-2011 23:32:40	Dark	43.500	77	Eps Cen	2.3030	28000.	87	46927	No
276	GOM_NL__2PRFIN20110219_233453_000000583099_00361_46927_5706.N1	19-FEB-2011 23:34:53	Dark	57.500	26	Gam Cru	1.6240	2900.0	115	46927	No
277	GOM_NL__2PRFIN20110219_233656_000000453099_00361_46927_5707.N1	19-FEB-2011 23:36:56	Dark	45.000	99	Del Cen	2.5750	26000.	90	46927	No
278	GOM_NL__2PRFIN20110219_233943_000000443099_00361_46927_5708.N1	19-FEB-2011 23:39:43	Dark	44.000	113	Mu Vel	2.6920	5000.0	88	46927	No

279	GOM_NL__2PRFIN20110219_235251_000000473099_00361_46927_5709.N1	19-FEB-2011 23:52:51	Twilight_stray	46.500	48	30Alp Hya	1.9770	4100.0	93	46927	No
280	GOM_NL__2PRFIN20110219_235943_000000663099_00361_46927_5710.N1	19-FEB-2011 23:59:43	Bright	66.000	22	32Alp Leo	1.3600	15200.	132	46927	No

### 3. Quality information per product

In this section it is plotted some information contained in the Quality Summary data set of the level 2 products. Only products in dark limb conditions and without errors (error flag in the MPH set to "0") are used.

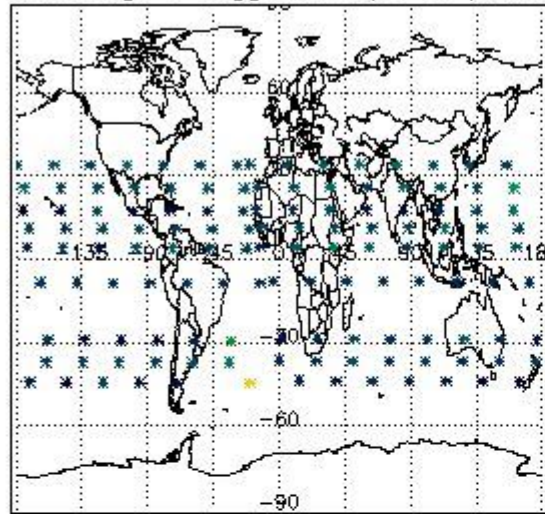
#### 3.1 Plot quality information per product (time dependant)



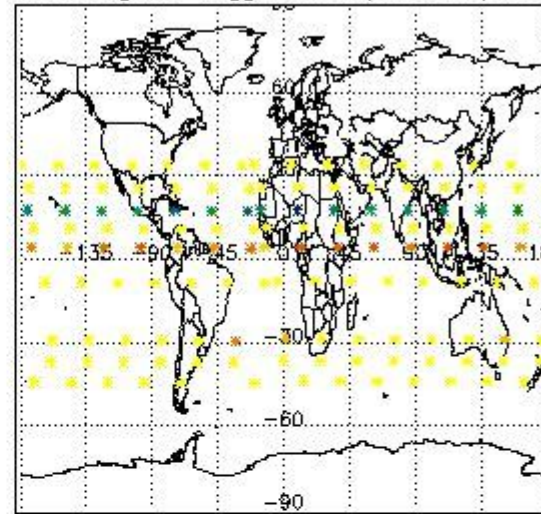
#### 3.2 Plot quality information per product (world map)



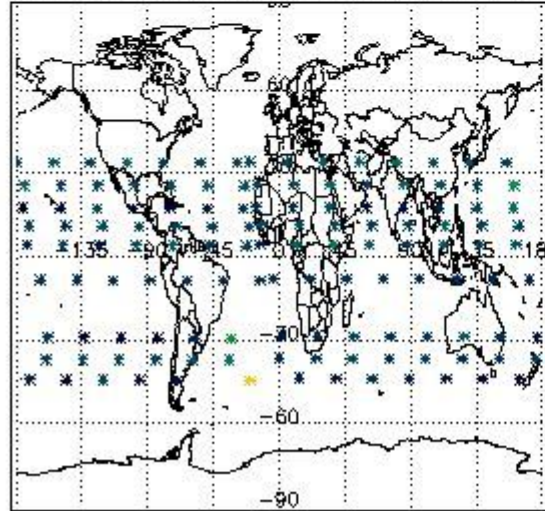
Percentage of flagged data per O3 profile



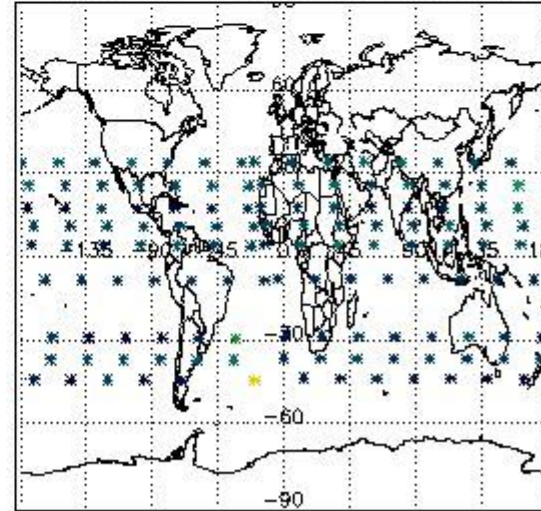
Percentage of flagged data per H2O profile



Percentage of flagged data per NO2 profile



Percentage of flagged data per NO3 profile



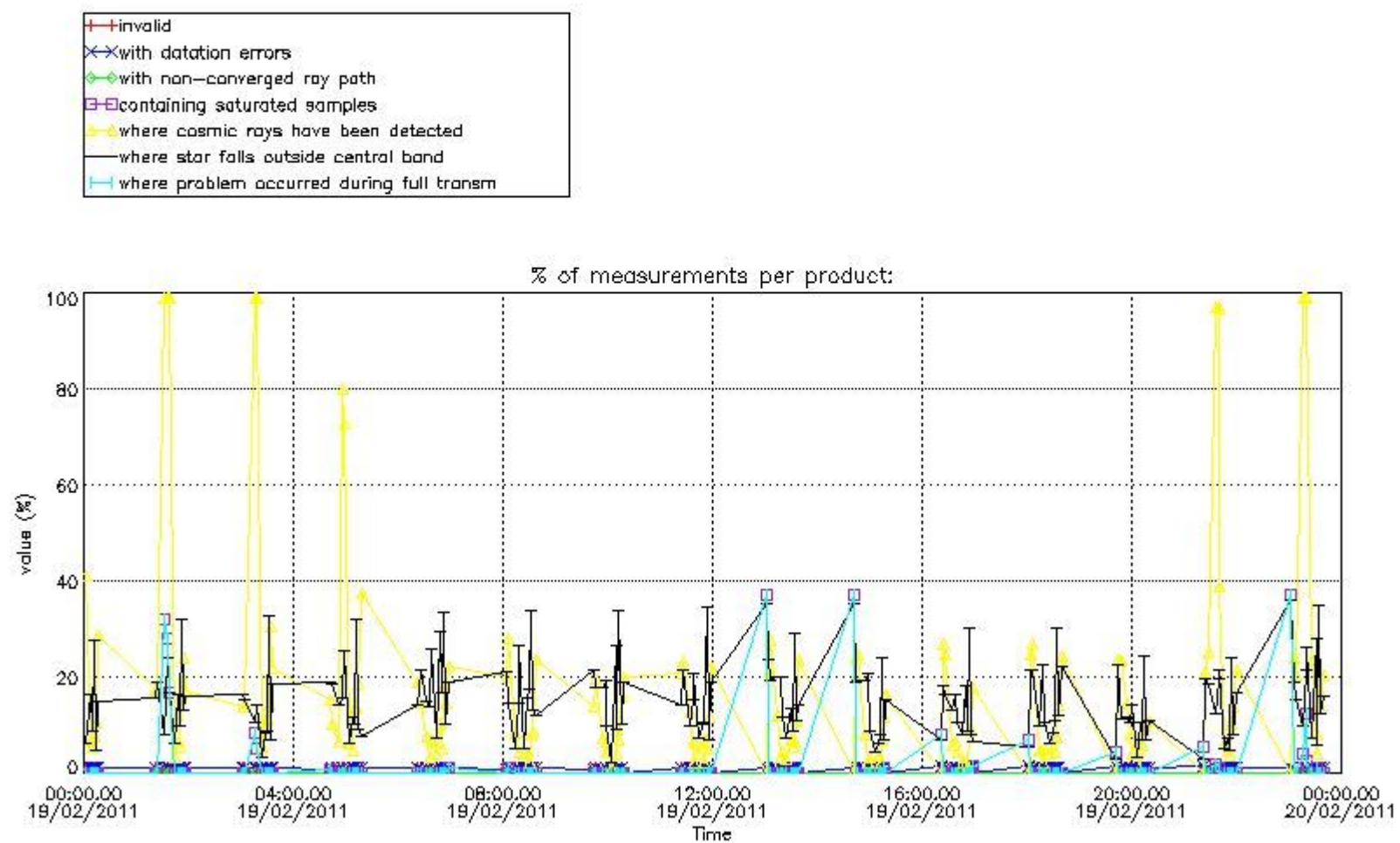
#### 4. Level 1 quality information per product

In this section it is plotted some information contained in the Quality Summary data set of the level 2 products that comes from the level 1b processing. Products without errors (error flag in the MPH set to "0") are used.

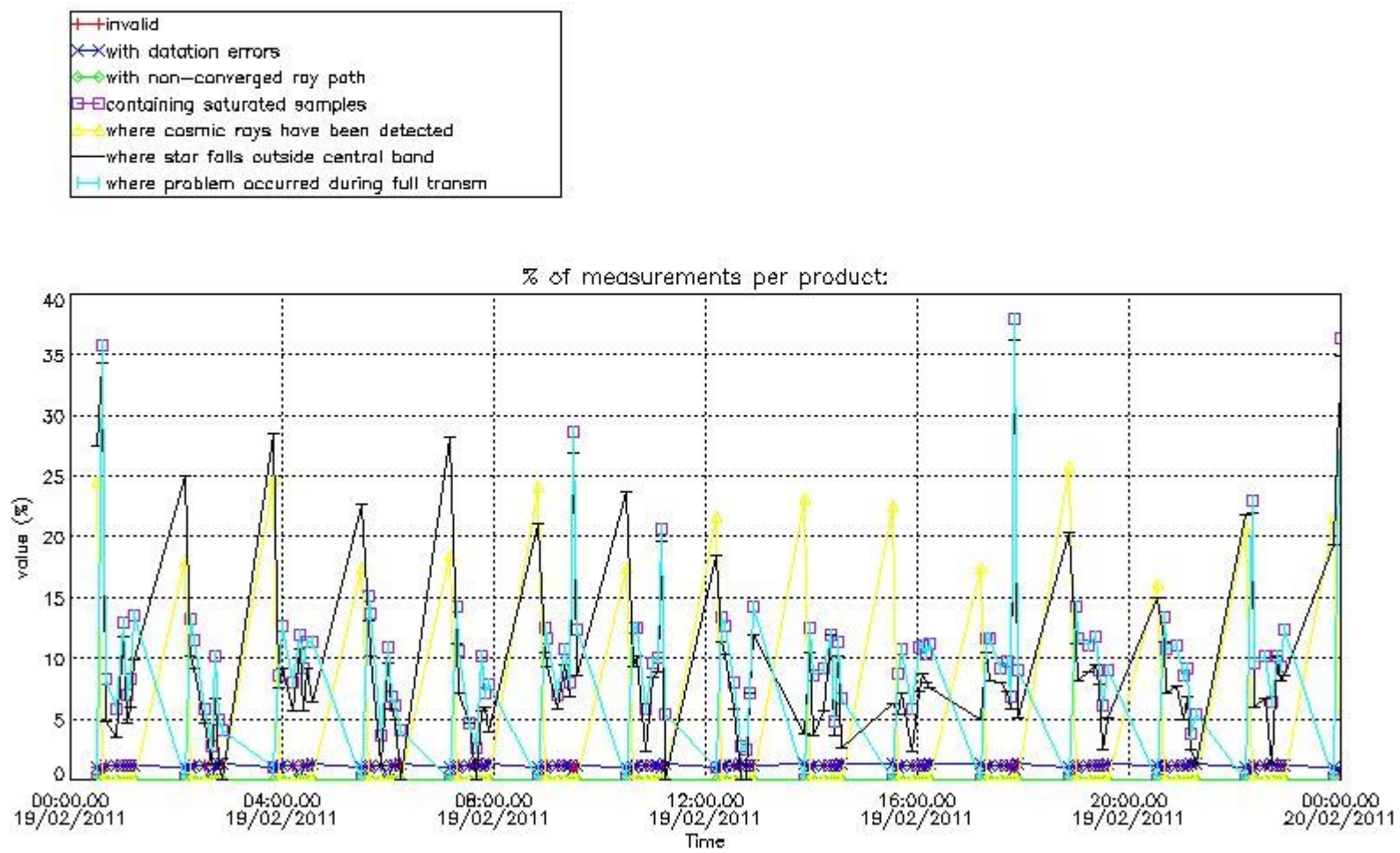
##### 4.1 Plot quality information per product (time dependant) coming from level 1b processing

###### 4.1.1 Plot level 1 quality information per product (time dependant): ENVISAT ASCENDING passes





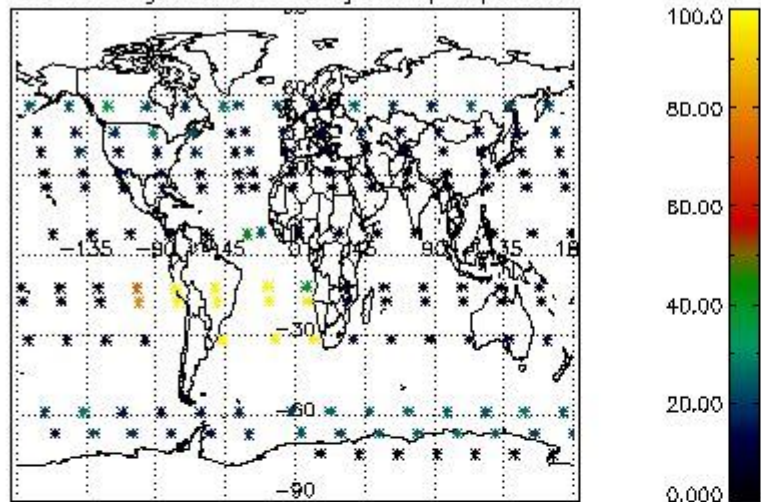
4.1.2 Plot level 1 quality information per product (time dependant): ENVI SAT DESCENDING passes



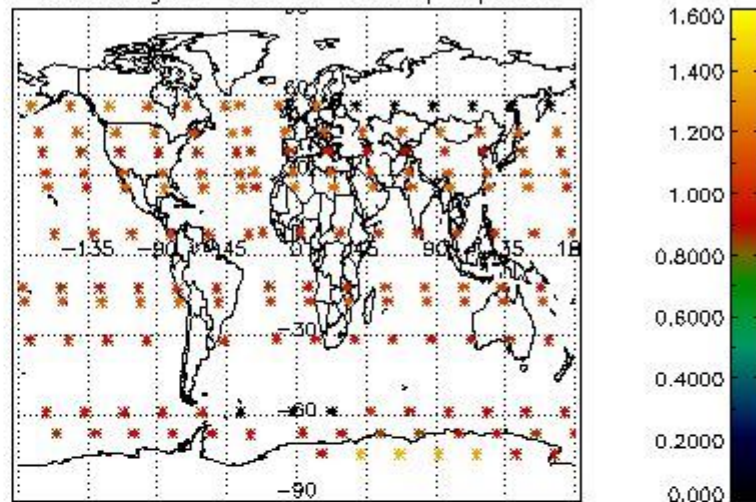
#### 4.2 Plot quality information per product coming from level 1b processing (world map)

##### 4.2.1 Plot level 1 quality information per product (world map): ENVISAT ASCENDING passes

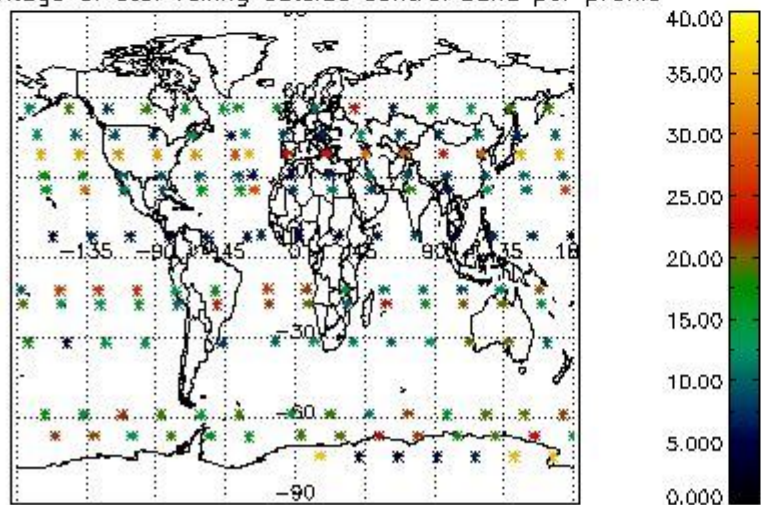
Percentage of cosmic ray hits per profile



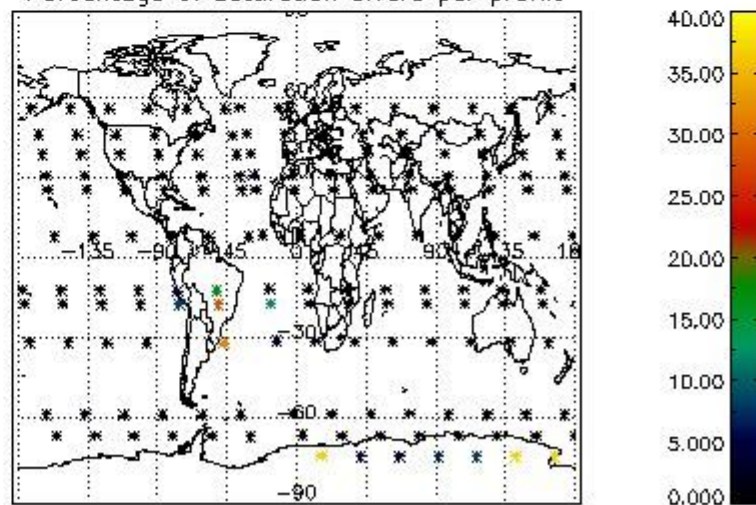
Percentage of datation errors per profile



Percentage of star falling outside central band per profile

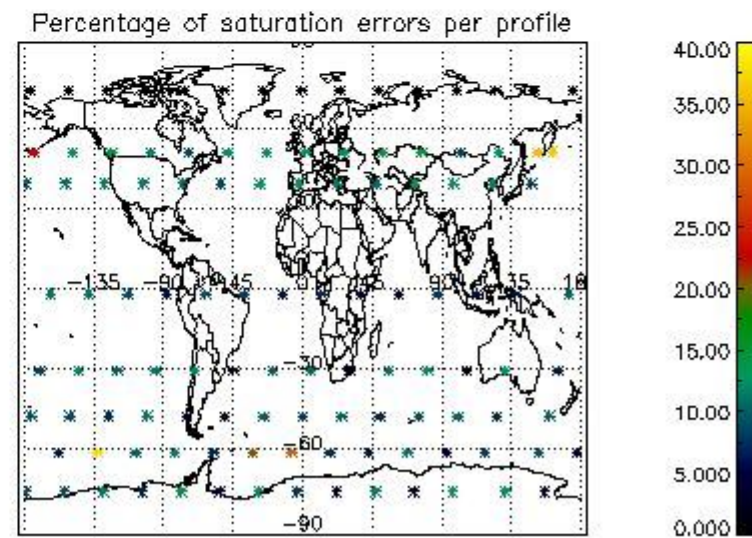
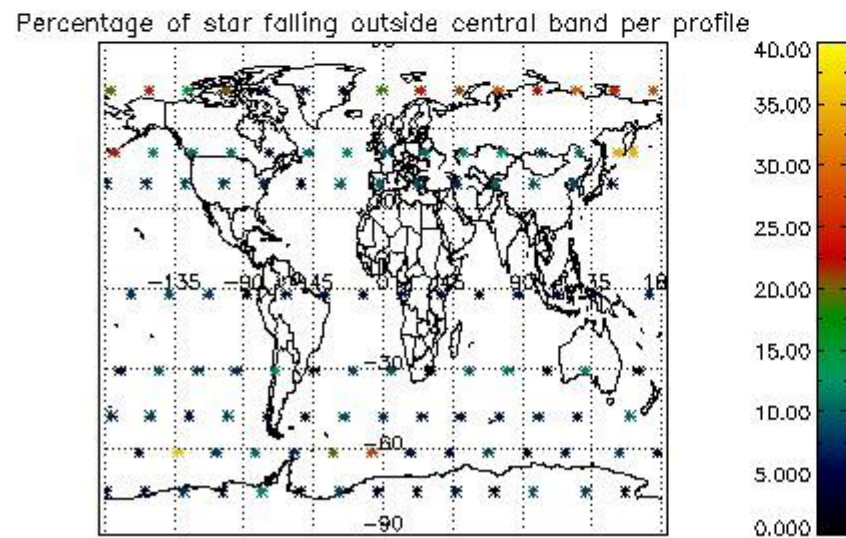
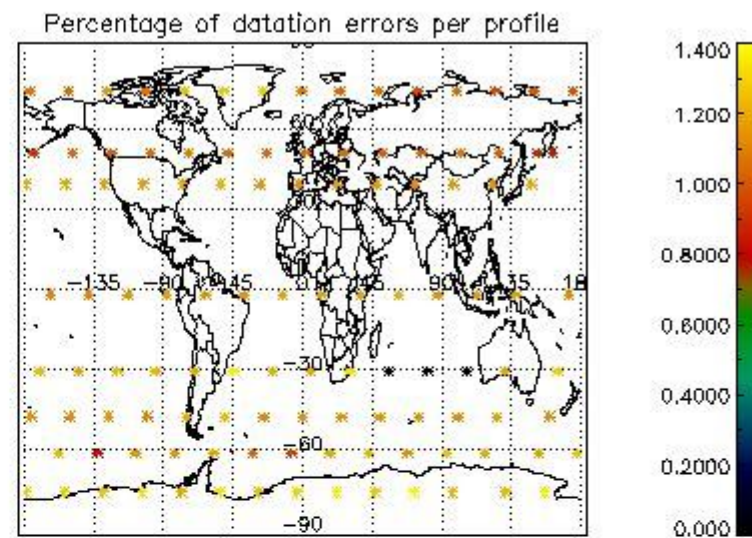
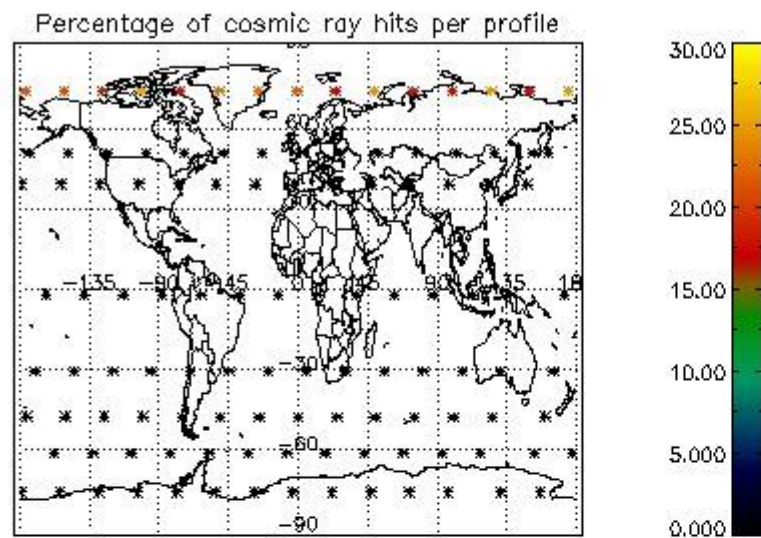


Percentage of saturation errors per profile



4.2.2 Plot level 1 quality information per product (world map): ENVISAT DESCENDING passes





## 5. Trace gas profiles

### 5.1 Ozone statistics based on quality of products

The final quality of the products can be "measured" using the STD (Standard Deviation) attached to every point profile. This information is written to the parameter GOM\_NL\_\_2P/NL\_LOCAL\_SPECIES\_DENSITY/o3\_std of the level 2 products. The table below shows the statistics for given STD ranges.

The statistics are given with respect to the overall valid production:

- Products without fatal errors: GOM\_NL\_\_2P/MPH/PRODUCT\_ERR=0
- Valid point profile: GOM\_NL\_\_2P/NL\_LOCAL\_SPECIES\_DENSITY/pcd(0)=0

The 'Criteria' is applied to valid points of dark limb products:

- Products in dark limb illumination condition: GOM\_NL\_\_2P/NL\_SUMMARY\_QUALITY/obs\_ill\_cond=0
- Products without fatal errors: GOM\_NL\_\_2P/MPH/PRODUCT\_ERR=0
- Valid point profile: GOM\_NL\_\_2P/NL\_LOCAL\_SPECIES\_DENSITY/pcd(0)=0

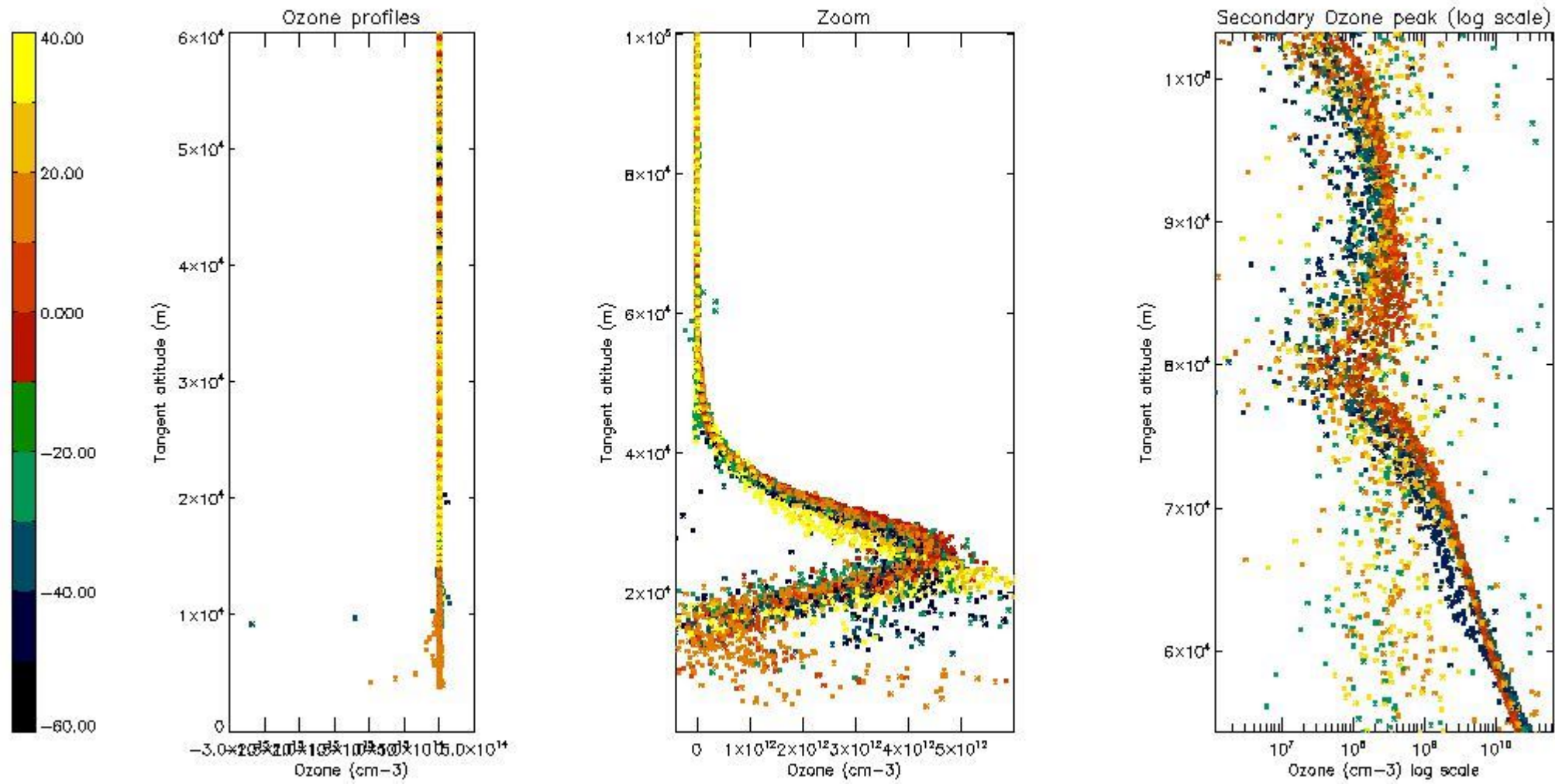
So, the table below shows the percentage of dark limb and valid observations for each criteria with respect to the overall valid daily observations.

Criteria	% of total production
All STD	48
STD < 20	24

STD < 10	18
STD < 5	12

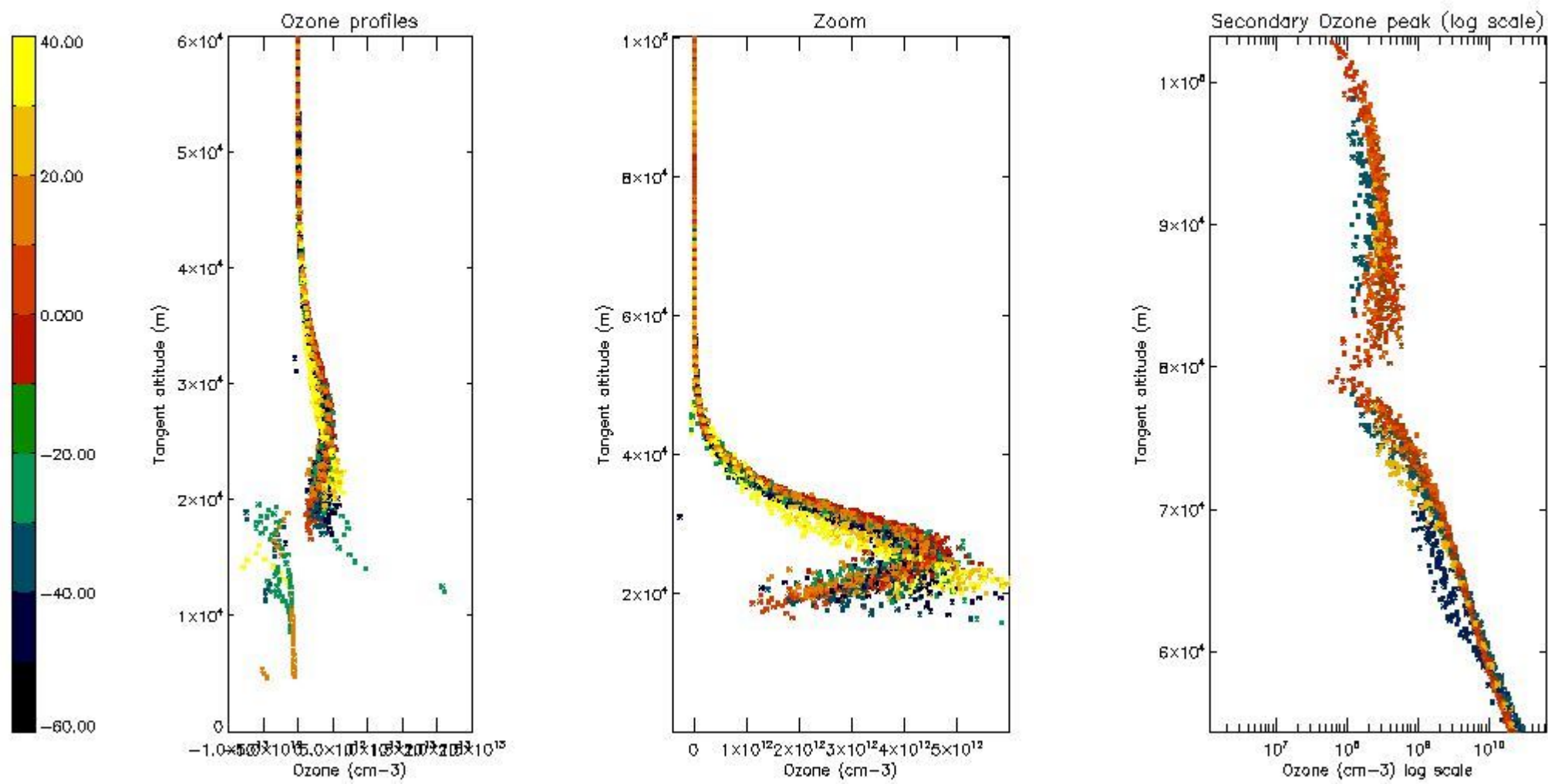
5.2 Plot ozone profiles for all STD (dark without errors)

The colorbar represents the latitude.



5.3 Plot ozone profiles where STD < 20% (dark without errors)

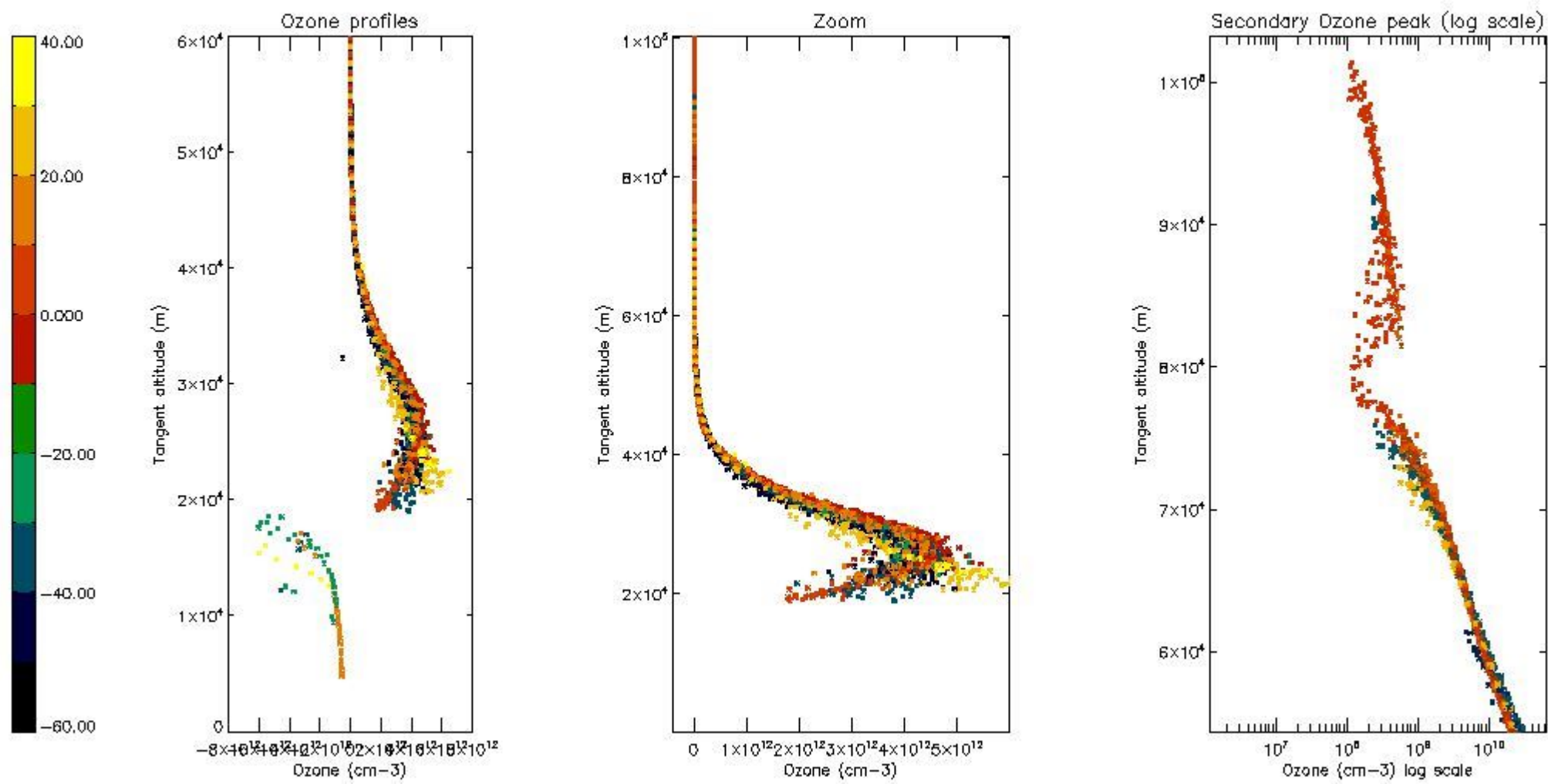
The colorbar represents the latitude.



*5.4 Plot ozone profiles where STD < 10% (dark without errors)*

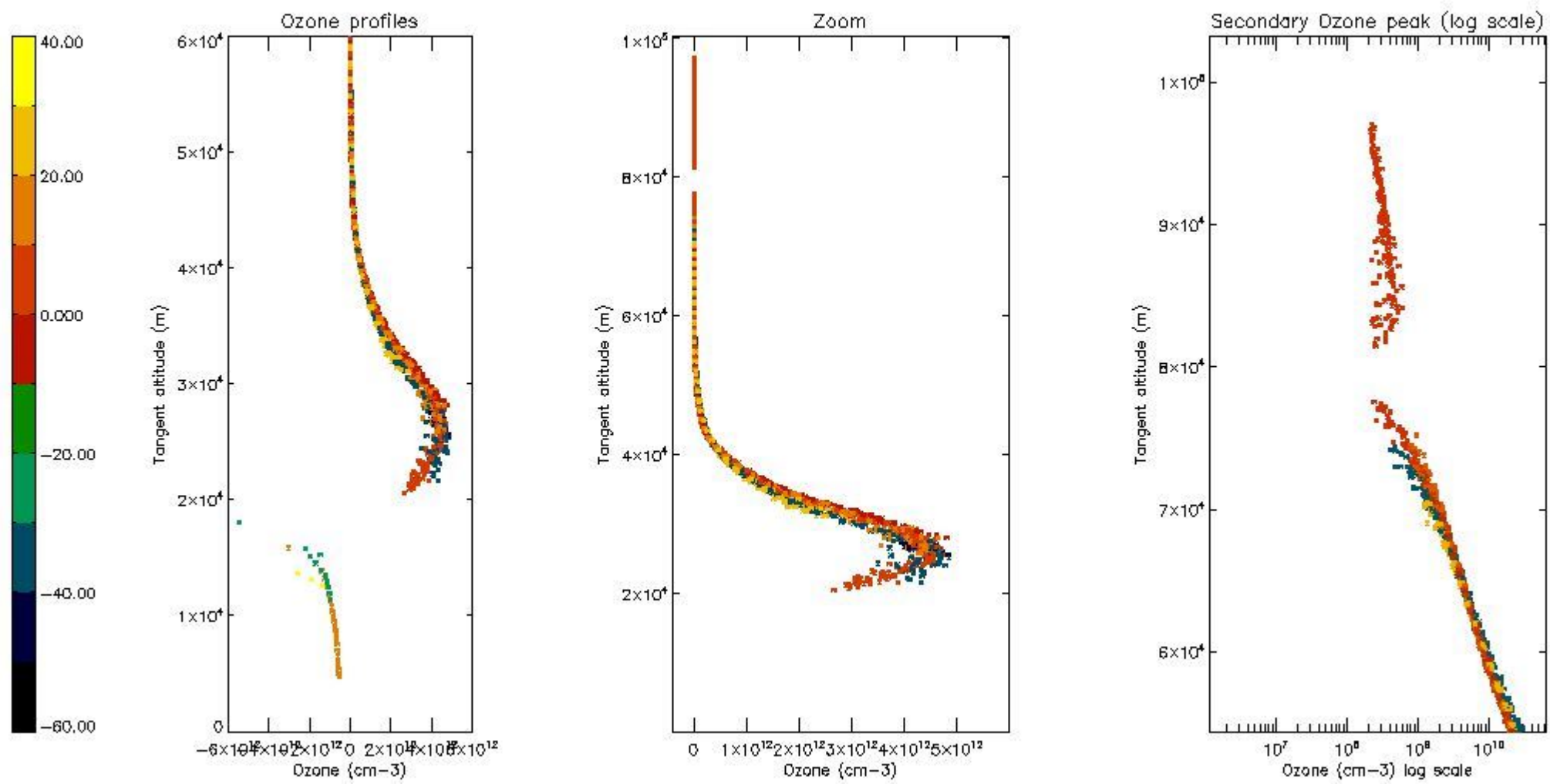
The colorbar represents the latitude.





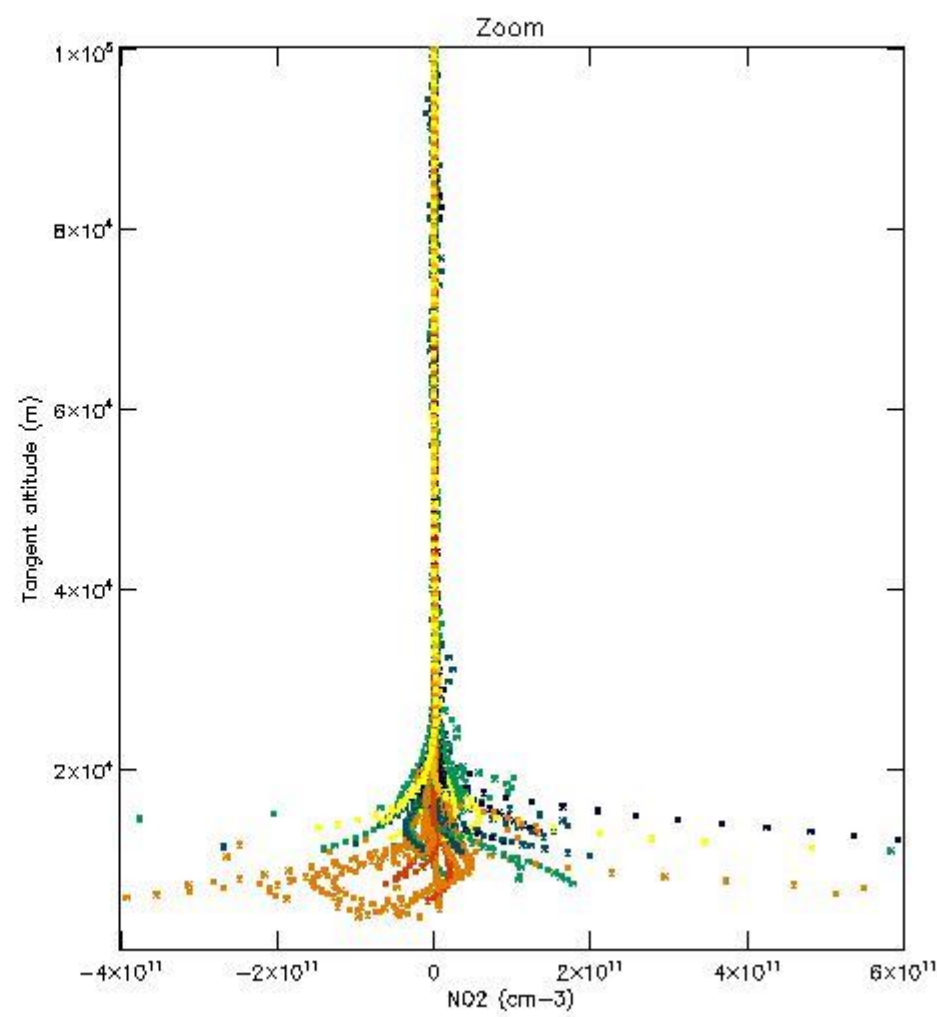
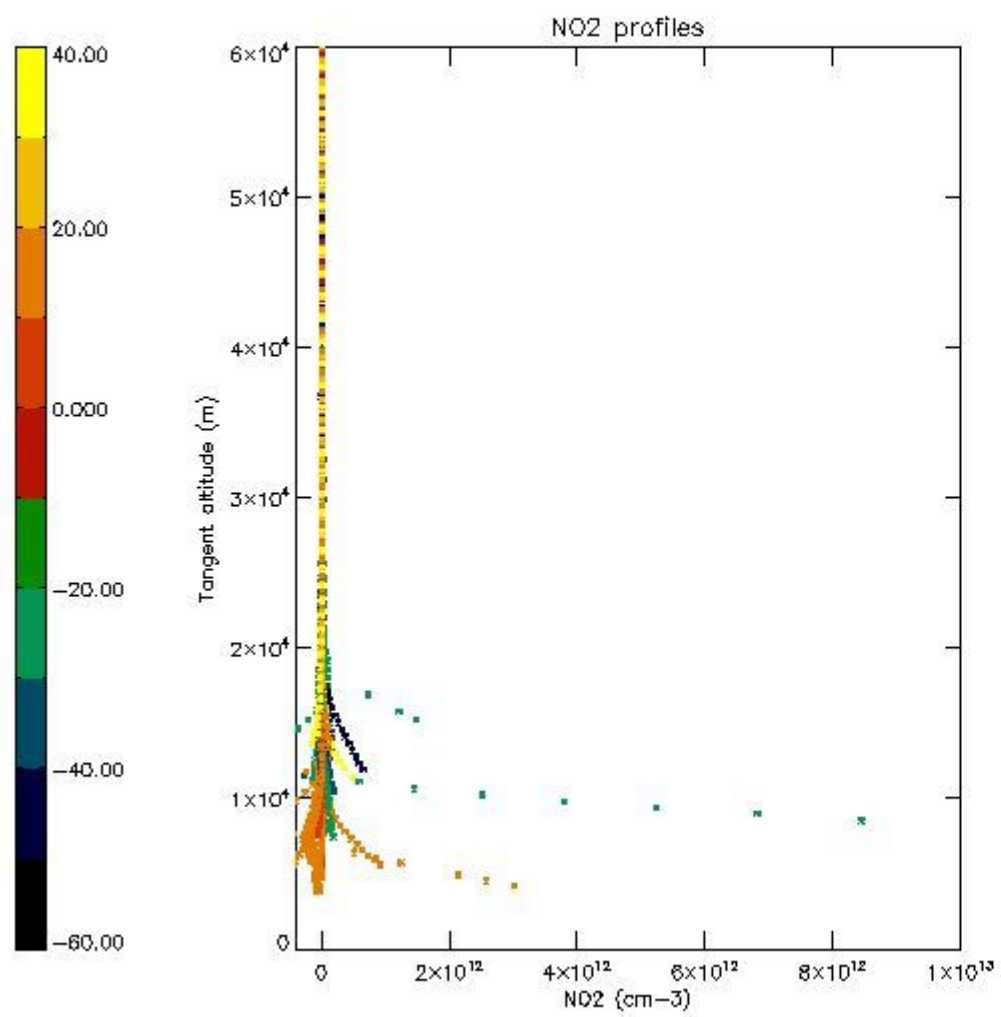
*5.5 Plot ozone profiles where STD < 5% (dark without errors)*

The colorbar represents the latitude.



*5.6 Plot NO<sub>2</sub> profiles for all STD (dark without errors)*

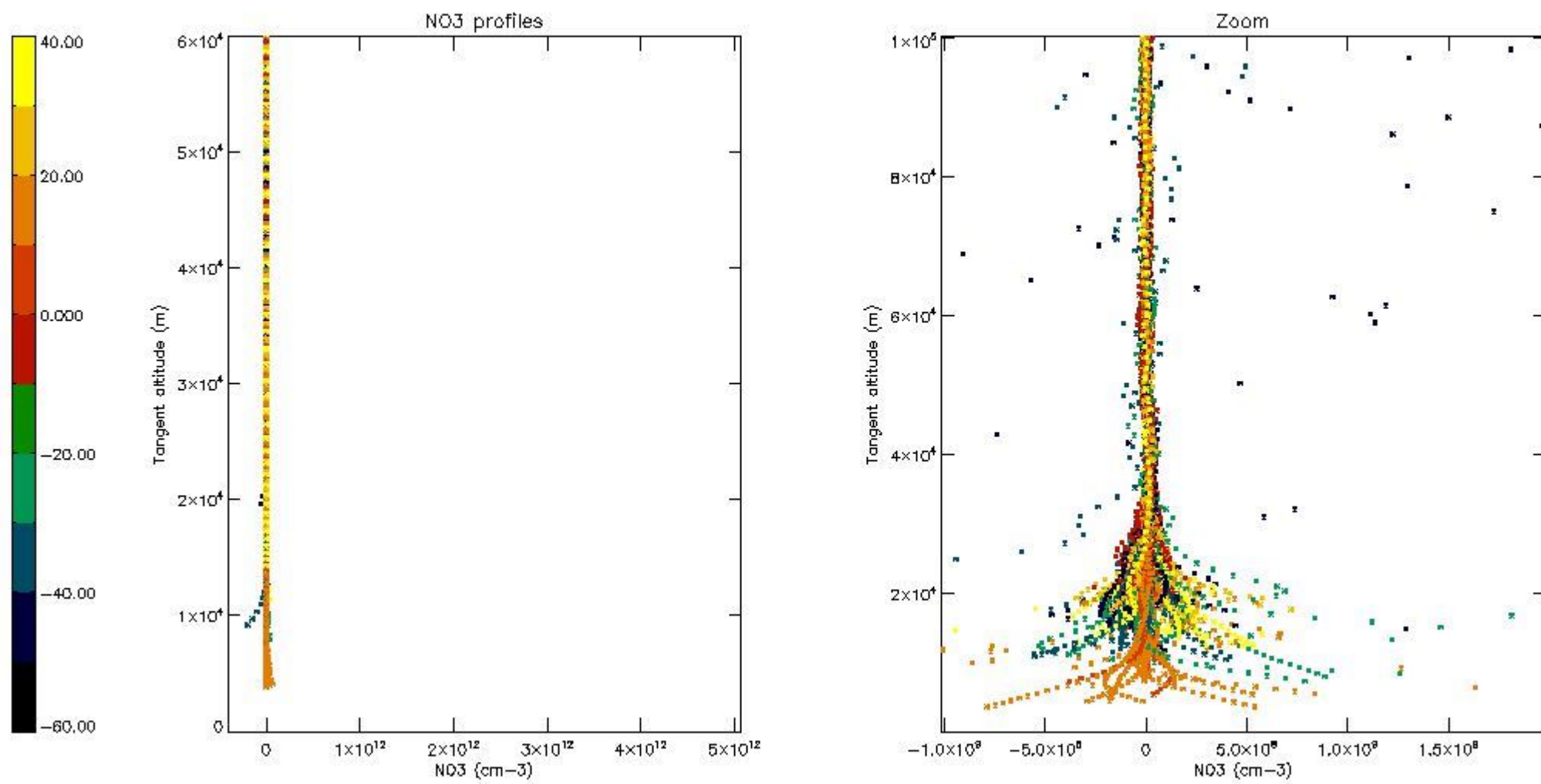
The colorbar represents the latitude.



*5.7 Plot NO3 profiles for all STD (dark without errors)*

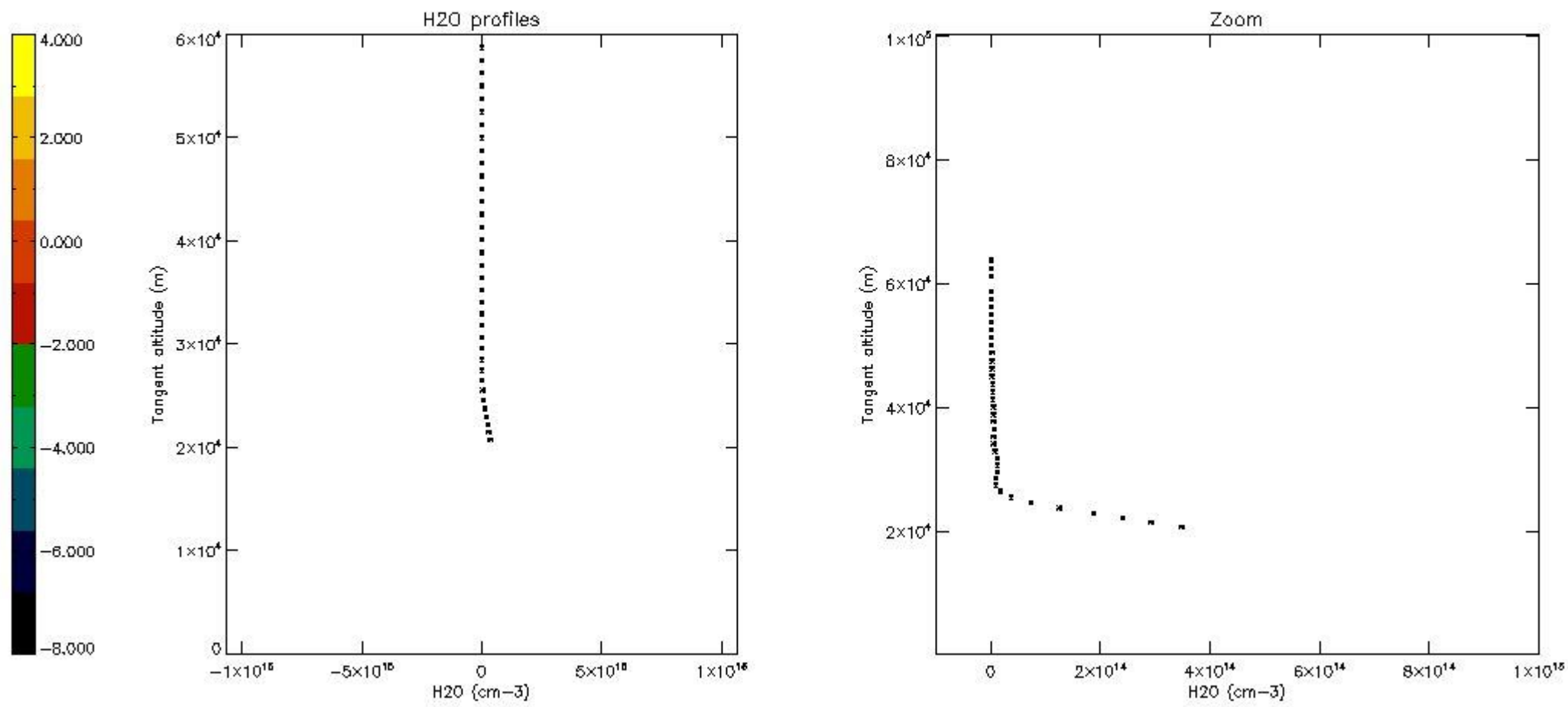
The colorbar represents the latitude.





5.8 Plot H2O profiles for all STD (only for occultations of stars 1,2,3,4,13,14,16,26,63 dark without errors)

The colorbar represents the latitude.



## 6. Auxiliary Data Files used for the production reported in section 2

The number reported in the third column indicates since which file (see list in section 2) the corresponding auxiliary file has been used. The fourth column is the date of those product files.

Type	Auxiliary Filename	Used since product	Used since product date
INST_PHYS_CHARACTERISTICS	GOM_INS_AXVIEC20091111_143220_20030716_120000_20500101_000000	1	19-FEB-2011 00:02:52
LEVEL-2_PROC_CONFIG	GOM_PR2_AXVIEC20091111_152718_20020301_000000_20500101_000000	1	19-FEB-2011 00:02:52
CROSS_SECTIONS_FILE	GOM_CRS_AXVIEC20091111_154832_20020301_000000_20500101_000000	1	19-FEB-2011 00:02:52

# GOMOS Level 2 Daily Report

## SUMMARY

### [1. General Info](#)

### [2. Summary of processed GOM\\_NL\\_2P products](#)

### [3. Level 2 Quality information per product](#)

#### [3.1 Plot of level 2 quality information per product \(time dependant\)](#)

#### [3.2 Plot of level 2 quality information per product \(world map\)](#)

### [4. Level 1 Quality information per product \(stored on level 2 products\)](#)

#### [4.1 Plot of level 1 quality information per product \(time dependant\)](#)

##### [4.1.1 Plot of level 1 quality information per product \(time dependant\): ASCENDING](#)

##### [4.1.2 Plot of level 1 quality information per product \(time dependant\): DESCENDING](#)

#### [4.2 Plot of level 1 quality information per product \(world map\)](#)

##### [4.2.1 Plot of level 1 quality information per product \(world map\): ASCENDING](#)

##### [4.2.2 Plot of level 1 quality information per product \(world map\): DESCENDING](#)

### [5. Ozone profiles based on quality statistics and other trace gas profiles](#)

#### [5.1 Ozone statistics based on quality of products](#)

#### [5.2 Plot ozone profiles for all STD \(dark without errors\)](#)

#### [5.3 Plot ozone profiles where STD < 20% \(dark without errors\)](#)

#### [5.4. Plot ozone profiles where STD < 10% \(dark without errors\)](#)

#### [5.5. Plot ozone profiles where STD < 5% \(dark without errors\)](#)

#### [5.6 Plot NO2 profiles for all STD \(dark without errors\)](#)

#### [5.7 Plot NO3 profiles for all STD \(dark without errors\)](#)

#### [5.8 Plot H2O profiles \(only for occultations of stars 1,2,3,4,13,14,16,26,63 dark without errors\) for all STD](#)

### [6. Auxiliary Data Files used for the production reported in section 2](#)



This report presents the daily analysis on parameters extracted from GOMOS level 2 data (GOM\_NL\_\_2P). It is intended to monitor some important parameters that will impact the quality of these products. A list of level 2 products (and content) that have arrived during the reporting day to the PCF is also given.

Item	Value
Time of report generation	24APR2013 10:27:49
Data source version	GOMOS/6.01
Start time of products	19-02-2011 (19FEB2011 00:00:00)
Stop time of products	20-02-2011 (20FEB2011 00:00:00)
Store outputs in DB	Yes
Nb of level 2 prods	280
Nb of prods with errors	0

## 2. Summary of processed GOM\_NL\_\_2P products.

Nr	Filename	UTC Start time	Limb	Duration	Star Id	Star Name	Star Mag	Star Temp	Nb Meas	Orbit	Prod. error
1	GOM_NL__2PRFIN20110219_000252_000000493099_00347_46913_5094.N1	19-FEB-2011 00:02:52	Dark	48.500	131	Gam Lup	2.8000	26000.	97	46913	No
2	GOM_NL__2PRFIN20110219_000744_000000463099_00347_46913_5095.N1	19-FEB-2011 00:07:44	Dark	45.500	10	Bet Cen	0.61000	28000.	91	46913	No
3	GOM_NL__2PRFIN20110219_000913_000000453099_00347_46913_5096.N1	19-FEB-2011 00:09:13	Dark	45.000	77	Eps Cen	2.3030	28000.	90	46913	No
4	GOM_NL__2PRFIN20110219_001129_000000533099_00347_46913_5097.N1	19-FEB-2011 00:11:29	Dark	52.500	26	Gam Cru	1.6240	2900.0	105	46913	No
5	GOM_NL__2PRFIN20110219_001332_000000423099_00347_46913_5098.N1	19-FEB-2011 00:13:32	Dark	42.000	99	Del Cen	2.5750	26000.	84	46913	No
6	GOM_NL__2PRFIN20110219_001622_000000443099_00347_46913_5099.N1	19-FEB-2011 00:16:22	Dark	43.500	113	Mu Vel	2.6920	5000.0	87	46913	No
7	GOM_NL__2PRFIN20110219_002934_000000513099_00347_46913_5100.N1	19-FEB-2011 00:29:34	Twilight	51.000	48	30Alp Hya	1.9770	4100.0	102	46913	No
8	GOM_NL__2PRFIN20110219_003631_000000673099_00347_46913_5101.N1	19-FEB-2011 00:36:31	Bright	67.000	22	32Alp Leo	1.3600	15200.	134	46913	No
9	GOM_NL__2PRFIN20110219_003950_000000423099_00347_46913_5102.N1	19-FEB-2011 00:39:50	Bright	42.000	166	17Eps Leo	2.9800	6000.0	84	46913	No
10	GOM_NL__2PRFIN20110219_005125_000000433099_00347_46913_5103.N1	19-FEB-2011 00:51:25	Bright	43.000	82	48Bet UMa	2.3650	10600.	86	46913	No
11	GOM_NL__2PRFIN20110219_005923_000000433099_00347_46913_5104.N1	19-FEB-2011 00:59:23	Bright	42.500	60	7Bet UMi	2.0810	3950.0	85	46913	No
12	GOM_NL__2PRFIN20110219_010413_000000433099_00347_46913_5105.N1	19-FEB-2011 01:04:13	Bright	43.000	119	14Eta Dra	2.7270	4700.0	86	46913	No
13	GOM_NL__2PRFIN20110219_010809_000000423099_00347_46913_5106.N1	19-FEB-2011 01:08:09	Bright	42.000	130	23Bet Dra	2.7990	5800.0	84	46913	No
14	GOM_NL__2PRFIN20110219_011235_000000413099_00347_46913_5107.N1	19-FEB-2011 01:12:35	Bright	40.500	5	3Alp Lyr	0.033000	11000.	81	46913	No
15	GOM_NL__2PRFIN20110219_012201_000000543099_00347_46913_5108.N1	19-FEB-2011 01:22:01	Bright	54.000	59	55Alp Oph	2.0800	8900.0	108	46913	No
16	GOM_NL__2PRFIN20110219_012422_000000533099_00347_46913_5109.N1	19-FEB-2011 01:24:22	Twilight	53.000	126	60Bet Oph	2.7700	4250.0	106	46913	No
17	GOM_NL__2PRFIN20110219_013201_000000503099_00347_46913_5110.N1	19-FEB-2011 01:32:01	Dark	50.000	86	35Eta Oph	2.4300	10200.	100	46913	No
18	GOM_NL__2PRFIN20110219_013604_000000503099_00347_46913_5111.N1	19-FEB-2011 01:36:04	Dark	50.000	25	35Lam Sco	1.6200	28000.	100	46913	No
19	GOM_NL__2PRFIN20110219_013730_000000513099_00347_46913_5112.N1	19-FEB-2011 01:37:30	Dark	51.000	75	26Eps Sco	2.2910	4250.0	102	46913	No
20	GOM_NL__2PRFIN20110219_014307_000000493099_00348_46914_5142.N1	19-FEB-2011 01:43:07	Dark	48.500	131	Gam Lup	2.8000	26000.	97	46914	No
21	GOM_NL__2PRFIN20110219_014759_000000463099_00348_46914_5143.N1	19-FEB-2011 01:47:59	Dark	45.500	10	Bet Cen	0.61000	28000.	91	46914	No
22	GOM_NL__2PRFIN20110219_014928_000000463099_00348_46914_5144.N1	19-FEB-2011 01:49:28	Dark	45.500	77	Eps Cen	2.3030	28000.	91	46914	No
23	GOM_NL__2PRFIN20110219_015143_000000583099_00348_46914_5145.N1	19-FEB-2011 01:51:43	Dark	57.500	26	Gam Cru	1.6240	2900.0	115	46914	No
24	GOM_NL__2PRFIN20110219_015346_000000463099_00348_46914_5146.N1	19-FEB-2011 01:53:46	Dark	46.000	99	Del Cen	2.5750	26000.	92	46914	No
25	GOM_NL__2PRFIN20110219_015636_000000443099_00348_46914_5147.N1	19-FEB-2011 01:56:36	Dark	44.000	113	Mu Vel	2.6920	5000.0	88	46914	No
26	GOM_NL__2PRFIN20110219_020948_000000503099_00348_46914_5148.N1	19-FEB-2011 02:09:48	Twilight	50.000	48	30Alp Hya	1.9770	4100.0	100	46914	No
27	GOM_NL__2PRFIN20110219_021645_000000493099_00348_46914_5149.N1	19-FEB-2011 02:16:45	Bright	49.000	22	32Alp Leo	1.3600	15200.	98	46914	No
28	GOM_NL__2PRFIN20110219_022004_000000443099_00348_46914_5150.N1	19-FEB-2011 02:20:04	Bright	43.500	166	17Eps Leo	2.9800	6000.0	87	46914	No
29	GOM_NL__2PRFIN20110219_023139_000000433099_00348_46914_5151.N1	19-FEB-2011 02:31:39	Bright	43.000	82	48Bet UMa	2.3650	10600.	86	46914	No
30	GOM_NL__2PRFIN20110219_023937_000000373099_00348_46914_5152.N1	19-FEB-2011 02:39:37	Bright	36.500	60	7Bet UMi	2.0810	3950.0	73	46914	No
31	GOM_NL__2PRFIN20110219_024426_000000453099_00348_46914_5153.N1	19-FEB-2011 02:44:26	Bright	44.500	119	14Eta Dra	2.7270	4700.0	89	46914	No
32	GOM_NL__2PRFIN20110219_024823_000000403099_00348_46914_5154.N1	19-FEB-2011 02:48:23	Bright	40.000	130	23Bet Dra	2.7990	5800.0	80	46914	No
33	GOM_NL__2PRFIN20110219_025249_000000373099_00348_46914_5155.N1	19-FEB-2011 02:52:49	Bright	36.500	5	3Alp Lyr	0.033000	11000.	73	46914	No
34	GOM_NL__2PRFIN20110219_030216_000000553099_00348_46914_5156.N1	19-FEB-2011 03:02:16	Bright	54.500	59	55Alp Oph	2.0800	8900.0	109	46914	No
35	GOM_NL__2PRFIN20110219_030436_000000523099_00348_46914_5157.N1	19-FEB-2011 03:04:36	Twilight	52.000	126	60Bet Oph	2.7700	4250.0	104	46914	No
36	GOM_NL__2PRFIN20110219_031618_000000433099_00348_46914_5158.N1	19-FEB-2011 03:16:18	Dark	42.500	25	35Lam Sco	1.6200	28000.	85	46914	No
37	GOM_NL__2PRFIN20110219_031745_000000503099_00348_46914_5159.N1	19-FEB-2011 03:17:45	Dark	49.500	75	26Eps Sco	2.2910	4250.0	99	46914	No
38	GOM_NL__2PRFIN20110219_032323_000000473099_00349_46915_5202.N1	19-FEB-2011 03:23:23	Dark	47.000	131	Gam Lup	2.8000	26000.	94	46915	No
39	GOM_NL__2PRFIN20110219_032813_000000423099_00349_46915_5203.N1	19-FEB-2011 03:28:13	Dark	41.500	10	Bet Cen	0.61000	28000.	83	46915	No
40	GOM_NL__2PRFIN20110219_032943_000000453099_00349_46915_5204.N1	19-FEB-2011 03:29:43	Dark	45.000	77	Eps Cen	2.3030	28000.	90	46915	No
41	GOM_NL__2PRFIN20110219_033158_000000573099_00349_46915_5205.N1	19-FEB-2011 03:31:58	Dark	56.500	26	Gam Cru	1.6240	2900.0	113	46915	No
42	GOM_NL__2PRFIN20110219_033401_000000433099_00349_46915_5206.N1	19-FEB-2011 03:34:01	Dark	42.500	99	Del Cen	2.5750	26000.	85	46915	No

43	GOM_NL__2PRFIN20110219_033651_000000463099_00349_46915_5207.N1	19-FEB-2011 03:36:51	Dark	45.500	113	Mu Vel	2.6920	5000.0	91	46915	No
44	GOM_NL__2PRFIN20110219_035002_000000533099_00349_46915_5208.N1	19-FEB-2011 03:50:02	Twl_and_stray	52.500	48	30Alp Hya	1.9770	4100.0	105	46915	No
45	GOM_NL__2PRFIN20110219_035659_000000473099_00349_46915_5209.N1	19-FEB-2011 03:56:59	Bright	46.500	22	32Alp Leo	1.3600	15200.	93	46915	No
46	GOM_NL__2PRFIN20110219_040017_000000443099_00349_46915_5210.N1	19-FEB-2011 04:00:17	Bright	43.500	166	17Eps Leo	2.9800	6000.0	87	46915	No
47	GOM_NL__2PRFIN20110219_041152_000000443099_00349_46915_5211.N1	19-FEB-2011 04:11:52	Bright	44.000	82	48Bet UMa	2.3650	10600.	88	46915	No
48	GOM_NL__2PRFIN20110219_041951_000000423099_00349_46915_5212.N1	19-FEB-2011 04:19:51	Bright	42.000	60	7Bet UMi	2.0810	3950.0	84	46915	No
49	GOM_NL__2PRFIN20110219_042440_000000443099_00349_46915_5213.N1	19-FEB-2011 04:24:40	Bright	44.000	119	14Eta Dra	2.7270	4700.0	88	46915	No
50	GOM_NL__2PRFIN20110219_042837_000000443099_00349_46915_5214.N1	19-FEB-2011 04:28:37	Bright	44.000	130	23Bet Dra	2.7990	5800.0	88	46915	No
51	GOM_NL__2PRFIN20110219_043304_000000403099_00349_46915_5215.N1	19-FEB-2011 04:33:04	Bright	39.500	5	3Alp Lyr	0.033000	11000.	79	46915	No
52	GOM_NL__2PRFIN20110219_044230_000000563099_00349_46915_5216.N1	19-FEB-2011 04:42:30	Bright	56.000	59	55Alp Oph	2.0800	8900.0	112	46915	No
53	GOM_NL__2PRFIN20110219_044451_000000543099_00349_46915_5217.N1	19-FEB-2011 04:44:51	Twl_and_stray	53.500	126	60Bet Oph	2.7700	4250.0	107	46915	No
54	GOM_NL__2PRFIN20110219_045231_000000543099_00349_46915_5218.N1	19-FEB-2011 04:52:31	Dark	53.500	86	35Eta Oph	2.4300	10200.	107	46915	No
55	GOM_NL__2PRFIN20110219_045633_000000453099_00349_46915_5219.N1	19-FEB-2011 04:56:33	Dark	45.000	25	35Lam Sco	1.6200	28000.	90	46915	No
56	GOM_NL__2PRFIN20110219_045800_000000573099_00349_46915_5220.N1	19-FEB-2011 04:58:00	Dark	57.000	75	26Eps Sco	2.2910	4250.0	114	46915	No
57	GOM_NL__2PRFIN20110219_050337_000000493099_00350_46916_5231.N1	19-FEB-2011 05:03:37	Dark	48.500	131	Gam Lup	2.8000	26000.	97	46916	No
58	GOM_NL__2PRFIN20110219_050828_000000433099_00350_46916_5232.N1	19-FEB-2011 05:08:28	Dark	42.500	10	Bet Cen	0.61000	28000.	85	46916	No
59	GOM_NL__2PRFIN20110219_050958_000000453099_00350_46916_5233.N1	19-FEB-2011 05:09:58	Dark	45.000	77	Eps Cen	2.3030	28000.	90	46916	No
60	GOM_NL__2PRFIN20110219_051213_000000563099_00350_46916_5234.N1	19-FEB-2011 05:12:13	Dark	56.000	26	Gam Cru	1.6240	2900.0	112	46916	No
61	GOM_NL__2PRFIN20110219_051416_000000443099_00350_46916_5235.N1	19-FEB-2011 05:14:16	Dark	43.500	99	Del Cen	2.5750	26000.	87	46916	No
62	GOM_NL__2PRFIN20110219_051705_000000403099_00350_46916_5236.N1	19-FEB-2011 05:17:05	Dark	40.000	113	Mu Vel	2.6920	5000.0	80	46916	No
63	GOM_NL__2PRFIN20110219_053016_000000493099_00350_46916_5237.N1	19-FEB-2011 05:30:16	Twl_and_stray	48.500	48	30Alp Hya	1.9770	4100.0	97	46916	No
64	GOM_NL__2PRFIN20110219_053713_000000503099_00350_46916_5238.N1	19-FEB-2011 05:37:13	Bright	49.500	22	32Alp Leo	1.3600	15200.	99	46916	No
65	GOM_NL__2PRFIN20110219_054031_000000443099_00350_46916_5239.N1	19-FEB-2011 05:40:31	Bright	44.000	166	17Eps Leo	2.9800	6000.0	88	46916	No
66	GOM_NL__2PRFIN20110219_055206_000000423099_00350_46916_5240.N1	19-FEB-2011 05:52:06	Bright	41.500	82	48Bet UMa	2.3650	10600.	83	46916	No
67	GOM_NL__2PRFIN20110219_060004_000000423099_00350_46916_5241.N1	19-FEB-2011 06:00:04	Bright	41.500	60	7Bet UMi	2.0810	3950.0	83	46916	No
68	GOM_NL__2PRFIN20110219_060454_000000443099_00350_46916_5242.N1	19-FEB-2011 06:04:54	Bright	43.500	119	14Eta Dra	2.7270	4700.0	87	46916	No
69	GOM_NL__2PRFIN20110219_060850_000000413099_00350_46916_5243.N1	19-FEB-2011 06:08:50	Bright	41.000	130	23Bet Dra	2.7990	5800.0	82	46916	No
70	GOM_NL__2PRFIN20110219_061318_000000373099_00350_46916_5244.N1	19-FEB-2011 06:13:18	Bright	37.000	5	3Alp Lyr	0.033000	11000.	74	46916	No
71	GOM_NL__2PRFIN20110219_062245_000000533099_00350_46916_5245.N1	19-FEB-2011 06:22:45	Bright	53.000	59	55Alp Oph	2.0800	8900.0	106	46916	No
72	GOM_NL__2PRFIN20110219_062505_000000563099_00350_46916_5246.N1	19-FEB-2011 06:25:05	Twl_and_stray	55.500	126	60Bet Oph	2.7700	4250.0	111	46916	No
73	GOM_NL__2PRFIN20110219_063246_000000543099_00350_46916_5247.N1	19-FEB-2011 06:32:46	Dark	53.500	86	35Eta Oph	2.4300	10200.	107	46916	No
74	GOM_NL__2PRFIN20110219_063648_000000443099_00350_46916_5248.N1	19-FEB-2011 06:36:48	Dark	44.000	25	35Lam Sco	1.6200	28000.	88	46916	No
75	GOM_NL__2PRFIN20110219_063815_000000573099_00350_46916_5249.N1	19-FEB-2011 06:38:15	Dark	56.500	75	26Eps Sco	2.2910	4250.0	113	46916	No
76	GOM_NL__2PRFIN20110219_064353_000000493099_00351_46917_5296.N1	19-FEB-2011 06:43:53	Dark	48.500	131	Gam Lup	2.8000	26000.	97	46917	No
77	GOM_NL__2PRFIN20110219_064843_000000543099_00351_46917_5297.N1	19-FEB-2011 06:48:43	Dark	54.000	10	Bet Cen	0.61000	28000.	108	46917	No
78	GOM_NL__2PRFIN20110219_065012_000000483099_00351_46917_5298.N1	19-FEB-2011 06:50:12	Dark	48.000	77	Eps Cen	2.3030	28000.	96	46917	No
79	GOM_NL__2PRFIN20110219_065227_000000583099_00351_46917_5299.N1	19-FEB-2011 06:52:27	Dark	58.000	26	Gam Cru	1.6240	2900.0	116	46917	No
80	GOM_NL__2PRFIN20110219_065430_000000453099_00351_46917_5300.N1	19-FEB-2011 06:54:30	Dark	44.500	99	Del Cen	2.5750	26000.	89	46917	No
81	GOM_NL__2PRFIN20110219_065720_000000453099_00351_46917_5301.N1	19-FEB-2011 06:57:20	Dark	45.000	113	Mu Vel	2.6920	5000.0	90	46917	No
82	GOM_NL__2PRFIN20110219_071030_000000523099_00351_46917_5302.N1	19-FEB-2011 07:10:30	Twl_and_stray	51.500	48	30Alp Hya	1.9770	4100.0	103	46917	No
83	GOM_NL__2PRFIN20110219_071726_000000493099_00351_46917_5303.N1	19-FEB-2011 07:17:26	Bright	49.000	22	32Alp Leo	1.3600	15200.	98	46917	No
84	GOM_NL__2PRFIN20110219_072045_000000433099_00351_46917_5304.N1	19-FEB-2011 07:20:45	Bright	42.500	166	17Eps Leo	2.9800	6000.0	85	46917	No
85	GOM_NL__2PRFIN20110219_073219_000000433099_00351_46917_5305.N1	19-FEB-2011 07:32:19	Bright	42.500	82	48Bet UMa	2.3650	10600.	85	46917	No
86	GOM_NL__2PRFIN20110219_074018_000000383099_00351_46917_5306.N1	19-FEB-2011 07:40:18	Bright	37.500	60	7Bet UMi	2.0810	3950.0	75	46917	No
87	GOM_NL__2PRFIN20110219_074507_000000443099_00351_46917_5307.N1	19-FEB-2011 07:45:07	Bright	44.000	119	14Eta Dra	2.7270	4700.0	88	46917	No
88	GOM_NL__2PRFIN20110219_074904_000000423099_00351_46917_5308.N1	19-FEB-2011 07:49:04	Bright	42.000	130	23Bet Dra	2.7990	5800.0	84	46917	No
89	GOM_NL__2PRFIN20110219_075332_000000393099_00351_46917_5309.N1	19-FEB-2011 07:53:32	Bright	38.500	5	3Alp Lyr	0.033000	11000.	77	46917	No
90	GOM_NL__2PRFIN20110219_080300_000000573099_00351_46917_5310.N1	19-FEB-2011 08:03:00	Bright	57.000	59	55Alp Oph	2.0800	8900.0	114	46917	No
91	GOM_NL__2PRFIN20110219_080520_000000523099_00351_46917_5311.N1	19-FEB-2011 08:05:20	Twl_and_stray	51.500	126	60Bet Oph	2.7700	4250.0	103	46917	No
92	GOM_NL__2PRFIN20110219_081301_000000493099_00351_46917_5312.N1	19-FEB-2011 08:13:01	Dark	48.500	86	35Eta Oph	2.4300	10200.	97	46917	No
93	GOM_NL__2PRFIN20110219_081703_000000453099_00351_46917_5313.N1	19-FEB-2011 08:17:03	Dark	44.500	25	35Lam Sco	1.6200	28000.	89	46917	No
94	GOM_NL__2PRFIN20110219_081830_000000583099_00351_46917_5314.N1	19-FEB-2011 08:18:30	Dark	58.000	75	26Eps Sco	2.2910	4250.0	116	46917	No
95	GOM_NL__2PRFIN20110219_082408_000000483099_00352_46918_5319.N1	19-FEB-2011 08:24:08	Dark	48.000	131	Gam Lup	2.8000	26000.	96	46918	No
96	GOM_NL__2PRFIN20110219_082857_000000453099_00352_46918_5320.N1	19-FEB-2011 08:28:57	Dark	45.000	10	Bet Cen	0.61000	28000.	90	46918	No
97	GOM_NL__2PRFIN20110219_083027_000000493099_00352_46918_5321.N1	19-FEB-2011 08:30:27	Dark	48.500	77	Eps Cen	2.3030	28000.	97	46918	No
98	GOM_NL__2PRFIN20110219_083242_000000583099_00352_46918_5322.N1	19-FEB-2011 08:32:42	Dark	57.500	26	Gam Cru	1.6240	2900.0	115	46918	No
99	GOM_NL__2PRFIN20110219_083445_000000463099_00352_46918_5323.N1	19-FEB-2011 08:34:45	Dark	45.500	99	Del Cen	2.5750	26000.	91	46918	No
100	GOM_NL__2PRFIN20110219_083734_000000423099_00352_46918_5324.N1	19-FEB-2011 08:37:34	Dark	42.000	113	Mu Vel	2.6920	5000.0	84	46918	No
101	GOM_NL__2PRFIN20110219_085044_000000483099_00352_46918_5325.N1	19-FEB-2011 08:50:44	Twl_and_stray	47.500	48	30Alp Hya	1.9770	4100.0	95	46918	No

102	GOM_NL__2PRFIN20110219_085740_000000483099_00352_46918_5326.N1	19-FEB-2011 08:57:40	Bright	48.000	22	32Alp Leo	1.3600	15200.	96	46918	No
103	GOM_NL__2PRFIN20110219_090058_000000433099_00352_46918_5327.N1	19-FEB-2011 09:00:58	Bright	43.000	166	17Eps Leo	2.9800	6000.0	86	46918	No
104	GOM_NL__2PRFIN20110219_091233_000000433099_00352_46918_5328.N1	19-FEB-2011 09:12:33	Bright	43.000	82	48Bet UMa	2.3650	10600.	86	46918	No
105	GOM_NL__2PRFIN20110219_092032_000000423099_00352_46918_5329.N1	19-FEB-2011 09:20:32	Bright	42.000	60	7Bet UMi	2.0810	3950.0	84	46918	No
106	GOM_NL__2PRFIN20110219_092521_000000443099_00352_46918_5330.N1	19-FEB-2011 09:25:21	Bright	44.000	119	14Eta Dra	2.7270	4700.0	88	46918	No
107	GOM_NL__2PRFIN20110219_092918_000000543099_00352_46918_5331.N1	19-FEB-2011 09:29:18	Bright	54.000	130	23Bet Dra	2.7990	5800.0	108	46918	No
108	GOM_NL__2PRFIN20110219_093346_000000413099_00352_46918_5332.N1	19-FEB-2011 09:33:46	Bright	40.500	5	3Alp Lyr	0.033000	11000.	81	46918	No
109	GOM_NL__2PRFIN20110219_094314_000000583099_00352_46918_5333.N1	19-FEB-2011 09:43:14	Bright	58.000	59	55Alp Oph	2.0800	8900.0	116	46918	No
110	GOM_NL__2PRFIN20110219_094535_000000543099_00352_46918_5334.N1	19-FEB-2011 09:45:35	Tw_i_and_stray	53.500	126	60Bet Oph	2.7700	4250.0	107	46918	No
111	GOM_NL__2PRFIN20110219_095316_000000563099_00352_46918_5335.N1	19-FEB-2011 09:53:16	Dark	56.000	86	35Eta Oph	2.4300	10200.	112	46918	No
112	GOM_NL__2PRFIN20110219_095717_000000473099_00352_46918_5336.N1	19-FEB-2011 09:57:17	Dark	47.000	25	35Lam Sco	1.6200	28000.	94	46918	No
113	GOM_NL__2PRFIN20110219_095844_000000473099_00352_46918_5337.N1	19-FEB-2011 09:58:44	Dark	46.500	75	26Eps Sco	2.2910	4250.0	93	46918	No
114	GOM_NL__2PRFIN20110219_100423_000000473099_00353_46919_5346.N1	19-FEB-2011 10:04:23	Dark	47.000	131	Gam Lup	2.8000	26000.	94	46919	No
115	GOM_NL__2PRFIN20110219_100912_000000513099_00353_46919_5347.N1	19-FEB-2011 10:09:12	Dark	51.000	10	Bet Cen	0.61000	28000.	102	46919	No
116	GOM_NL__2PRFIN20110219_101042_000000453099_00353_46919_5348.N1	19-FEB-2011 10:10:42	Dark	44.500	77	Eps Cen	2.3030	28000.	89	46919	No
117	GOM_NL__2PRFIN20110219_101256_000000583099_00353_46919_5349.N1	19-FEB-2011 10:12:56	Dark	57.500	26	Gam Cru	1.6240	2900.0	115	46919	No
118	GOM_NL__2PRFIN20110219_101500_000000443099_00353_46919_5350.N1	19-FEB-2011 10:15:00	Dark	44.000	99	Del Cen	2.5750	26000.	88	46919	No
119	GOM_NL__2PRFIN20110219_101748_000000453099_00353_46919_5351.N1	19-FEB-2011 10:17:48	Dark	45.000	113	Mu Vel	2.6920	5000.0	90	46919	No
120	GOM_NL__2PRFIN20110219_103058_000000493099_00353_46919_5352.N1	19-FEB-2011 10:30:58	Tw_i_and_stray	48.500	48	30Alp Hya	1.9770	4100.0	97	46919	No
121	GOM_NL__2PRFIN20110219_103754_000000483099_00353_46919_5353.N1	19-FEB-2011 10:37:54	Bright	48.000	22	32Alp Leo	1.3600	15200.	96	46919	No
122	GOM_NL__2PRFIN20110219_104112_000000443099_00353_46919_5354.N1	19-FEB-2011 10:41:12	Bright	44.000	166	17Eps Leo	2.9800	6000.0	88	46919	No
123	GOM_NL__2PRFIN20110219_105246_000000433099_00353_46919_5355.N1	19-FEB-2011 10:52:46	Bright	42.500	82	48Bet UMa	2.3650	10600.	85	46919	No
124	GOM_NL__2PRFIN20110219_110045_000000423099_00353_46919_5356.N1	19-FEB-2011 11:00:45	Bright	41.500	60	7Bet UMi	2.0810	3950.0	83	46919	No
125	GOM_NL__2PRFIN20110219_110535_000000453099_00353_46919_5357.N1	19-FEB-2011 11:05:35	Bright	45.000	119	14Eta Dra	2.7270	4700.0	90	46919	No
126	GOM_NL__2PRFIN20110219_110932_000000493099_00353_46919_5358.N1	19-FEB-2011 11:09:32	Bright	48.500	130	23Bet Dra	2.7990	5800.0	97	46919	No
127	GOM_NL__2PRFIN20110219_111400_000000383099_00353_46919_5359.N1	19-FEB-2011 11:14:00	Bright	37.500	5	3Alp Lyr	0.033000	11000.	75	46919	No
128	GOM_NL__2PRFIN20110219_112329_000000543099_00353_46919_5360.N1	19-FEB-2011 11:23:29	Bright	53.500	59	55Alp Oph	2.0800	8900.0	107	46919	No
129	GOM_NL__2PRFIN20110219_112549_000000563099_00353_46919_5361.N1	19-FEB-2011 11:25:49	Tw_i_and_stray	56.000	126	60Bet Oph	2.7700	4250.0	112	46919	No
130	GOM_NL__2PRFIN20110219_113331_000000513099_00353_46919_5362.N1	19-FEB-2011 11:33:31	Dark	51.000	86	35Eta Oph	2.4300	10200.	102	46919	No
131	GOM_NL__2PRFIN20110219_113732_000000463099_00353_46919_5363.N1	19-FEB-2011 11:37:32	Dark	45.500	25	35Lam Sco	1.6200	28000.	91	46919	No
132	GOM_NL__2PRFIN20110219_113859_000000543099_00353_46919_5364.N1	19-FEB-2011 11:38:59	Dark	53.500	75	26Eps Sco	2.2910	4250.0	107	46919	No
133	GOM_NL__2PRFIN20110219_114438_000000493099_00354_46920_5358.N1	19-FEB-2011 11:44:38	Dark	49.000	131	Gam Lup	2.8000	26000.	98	46920	No
134	GOM_NL__2PRFIN20110219_114926_000000433099_00354_46920_5359.N1	19-FEB-2011 11:49:26	Dark	42.500	10	Bet Cen	0.61000	28000.	85	46920	No
135	GOM_NL__2PRFIN20110219_115056_000000453099_00354_46920_5360.N1	19-FEB-2011 11:50:56	Dark	45.000	77	Eps Cen	2.3030	28000.	90	46920	No
136	GOM_NL__2PRFIN20110219_115311_000000583099_00354_46920_5361.N1	19-FEB-2011 11:53:11	Dark	58.000	26	Gam Cru	1.6240	2900.0	116	46920	No
137	GOM_NL__2PRFIN20110219_115514_000000433099_00354_46920_5362.N1	19-FEB-2011 11:55:14	Dark	43.000	99	Del Cen	2.5750	26000.	86	46920	No
138	GOM_NL__2PRFIN20110219_115803_000000453099_00354_46920_5363.N1	19-FEB-2011 11:58:03	Dark	45.000	113	Mu Vel	2.6920	5000.0	90	46920	No
139	GOM_NL__2PRFIN20110219_121112_000000463099_00354_46920_5364.N1	19-FEB-2011 12:11:12	Tw_i_and_stray	46.000	48	30Alp Hya	1.9770	4100.0	92	46920	No
140	GOM_NL__2PRFIN20110219_121807_000000493099_00354_46920_5365.N1	19-FEB-2011 12:18:07	Bright	48.500	22	32Alp Leo	1.3600	15200.	97	46920	No
141	GOM_NL__2PRFIN20110219_122126_000000443099_00354_46920_5366.N1	19-FEB-2011 12:21:26	Bright	43.500	166	17Eps Leo	2.9800	6000.0	87	46920	No
142	GOM_NL__2PRFIN20110219_123259_000000443099_00354_46920_5367.N1	19-FEB-2011 12:32:59	Bright	43.500	82	48Bet UMa	2.3650	10600.	87	46920	No
143	GOM_NL__2PRFIN20110219_124059_000000373099_00354_46920_5368.N1	19-FEB-2011 12:40:59	Bright	37.000	60	7Bet UMi	2.0810	3950.0	74	46920	No
144	GOM_NL__2PRFIN20110219_124548_000000413099_00354_46920_5369.N1	19-FEB-2011 12:45:48	Bright	40.500	119	14Eta Dra	2.7270	4700.0	81	46920	No
145	GOM_NL__2PRFIN20110219_124946_000000433099_00354_46920_5370.N1	19-FEB-2011 12:49:46	Bright	42.500	130	23Bet Dra	2.7990	5800.0	85	46920	No
146	GOM_NL__2PRFIN20110219_125414_000000423099_00354_46920_5371.N1	19-FEB-2011 12:54:14	Bright	42.000	5	3Alp Lyr	0.033000	11000.	84	46920	No
147	GOM_NL__2PRFIN20110219_130118_000000543099_00354_46920_5372.N1	19-FEB-2011 13:01:18	Bright	54.000	168	17Zet Aql	2.9860	11000.	108	46920	No
148	GOM_NL__2PRFIN20110219_130343_000000603099_00354_46920_5373.N1	19-FEB-2011 13:03:43	Bright	59.500	59	55Alp Oph	2.0800	8900.0	119	46920	No
149	GOM_NL__2PRFIN20110219_130604_000000553099_00354_46920_5374.N1	19-FEB-2011 13:06:04	Tw_i_and_stray	54.500	126	60Bet Oph	2.7700	4250.0	109	46920	No
150	GOM_NL__2PRFIN20110219_131346_000000583099_00354_46920_5375.N1	19-FEB-2011 13:13:46	Dark	57.500	86	35Eta Oph	2.4300	10200.	115	46920	No
151	GOM_NL__2PRFIN20110219_131747_000000483099_00354_46920_5376.N1	19-FEB-2011 13:17:47	Dark	47.500	25	35Lam Sco	1.6200	28000.	95	46920	No
152	GOM_NL__2PRFIN20110219_131914_000000483099_00354_46920_5377.N1	19-FEB-2011 13:19:14	Dark	47.500	75	26Eps Sco	2.2910	4250.0	95	46920	No
153	GOM_NL__2PRFIN20110219_132453_000000493099_00355_46921_5408.N1	19-FEB-2011 13:24:53	Dark	49.000	131	Gam Lup	2.8000	26000.	98	46921	No
154	GOM_NL__2PRFIN20110219_132941_000000453099_00355_46921_5409.N1	19-FEB-2011 13:29:41	Dark	44.500	10	Bet Cen	0.61000	28000.	89	46921	No
155	GOM_NL__2PRFIN20110219_133111_000000453099_00355_46921_5410.N1	19-FEB-2011 13:31:11	Dark	45.000	77	Eps Cen	2.3030	28000.	90	46921	No
156	GOM_NL__2PRFIN20110219_133325_000000543099_00355_46921_5411.N1	19-FEB-2011 13:33:25	Dark	53.500	26	Gam Cru	1.6240	2900.0	107	46921	No
157	GOM_NL__2PRFIN20110219_133529_000000463099_00355_46921_5412.N1	19-FEB-2011 13:35:29	Dark	45.500	99	Del Cen	2.5750	26000.	91	46921	No
158	GOM_NL__2PRFIN20110219_133817_000000433099_00355_46921_5413.N1	19-FEB-2011 13:38:17	Dark	42.500	113	Mu Vel	2.6920	5000.0	85	46921	No
159	GOM_NL__2PRFIN20110219_135126_000000393099_00355_46921_5414.N1	19-FEB-2011 13:51:26	Tw_i_and_stray	39.000	48	30Alp Hya	1.9770	4100.0	78	46921	No
160	GOM_NL__2PRFIN20110219_135821_000000483099_00355_46921_5415.N1	19-FEB-2011 13:58:21	Bright	48.000	22	32Alp Leo	1.3600	15200.	96	46921	No



161	GOM_NL__2PRFIN20110219_140139_000000413099_00355_46921_5416.N1	19-FEB-2011 14:01:39	Bright	41.000	166	17Eps Leo	2.9800	6000.0	82	46921	No
162	GOM_NL__2PRFIN20110219_141313_000000443099_00355_46921_5417.N1	19-FEB-2011 14:13:13	Bright	44.000	82	48Bet UMa	2.3650	10600.	88	46921	No
163	GOM_NL__2PRFIN20110219_142113_000000423099_00355_46921_5418.N1	19-FEB-2011 14:21:13	Bright	42.000	60	7Bet UMi	2.0810	3950.0	84	46921	No
164	GOM_NL__2PRFIN20110219_142602_000000423099_00355_46921_5419.N1	19-FEB-2011 14:26:02	Bright	41.500	119	14Eta Dra	2.7270	4700.0	83	46921	No
165	GOM_NL__2PRFIN20110219_143000_000000443099_00355_46921_5420.N1	19-FEB-2011 14:30:00	Bright	44.000	130	23Bet Dra	2.7990	5800.0	88	46921	No
166	GOM_NL__2PRFIN20110219_143428_000000383099_00355_46921_5421.N1	19-FEB-2011 14:34:28	Bright	37.500	5	3Alp Lyr	0.033000	11000.	75	46921	No
167	GOM_NL__2PRFIN20110219_144132_000000543099_00355_46921_5422.N1	19-FEB-2011 14:41:32	Bright	54.000	168	17Zet Aql	2.9860	11000.	108	46921	No
168	GOM_NL__2PRFIN20110219_144358_000000563099_00355_46921_5423.N1	19-FEB-2011 14:43:58	Bright	56.000	59	55Alp Oph	2.0800	8900.0	112	46921	No
169	GOM_NL__2PRFIN20110219_144618_000000553099_00355_46921_5424.N1	19-FEB-2011 14:46:18	Tw_i_and_stray	54.500	126	60Bet Oph	2.7700	4250.0	109	46921	No
170	GOM_NL__2PRFIN20110219_145401_000000573099_00355_46921_5425.N1	19-FEB-2011 14:54:01	Dark	57.000	86	35Eta Oph	2.4300	10200.	114	46921	No
171	GOM_NL__2PRFIN20110219_145801_000000483099_00355_46921_5426.N1	19-FEB-2011 14:58:01	Dark	48.000	25	35Lam Sco	1.6200	28000.	96	46921	No
172	GOM_NL__2PRFIN20110219_145929_000000463099_00355_46921_5427.N1	19-FEB-2011 14:59:29	Dark	46.000	75	26Eps Sco	2.2910	4250.0	92	46921	No
173	GOM_NL__2PRFIN20110219_150508_000000483099_00356_46922_5468.N1	19-FEB-2011 15:05:08	Dark	47.500	131	Gam Lup	2.8000	26000.	95	46922	No
174	GOM_NL__2PRFIN20110219_150956_000000413099_00356_46922_5469.N1	19-FEB-2011 15:09:56	Dark	41.000	10	Bet Cen	0.61000	28000.	82	46922	No
175	GOM_NL__2PRFIN20110219_151126_000000443099_00356_46922_5470.N1	19-FEB-2011 15:11:26	Dark	44.000	77	Eps Cen	2.3030	28000.	88	46922	No
176	GOM_NL__2PRFIN20110219_151340_000000503099_00356_46922_5471.N1	19-FEB-2011 15:13:40	Dark	50.000	26	Gam Cru	1.6240	2900.0	100	46922	No
177	GOM_NL__2PRFIN20110219_151543_000000433099_00356_46922_5472.N1	19-FEB-2011 15:15:43	Dark	42.500	99	Del Cen	2.5750	26000.	85	46922	No
178	GOM_NL__2PRFIN20110219_151831_000000433099_00356_46922_5473.N1	19-FEB-2011 15:18:31	Dark	43.000	113	Mu Vel	2.6920	5000.0	86	46922	No
179	GOM_NL__2PRFIN20110219_153140_000000403099_00356_46922_5474.N1	19-FEB-2011 15:31:40	Tw_i_and_stray	40.000	48	30Alp Hya	1.9770	4100.0	80	46922	No
180	GOM_NL__2PRFIN20110219_153834_000000463099_00356_46922_5475.N1	19-FEB-2011 15:38:34	Bright	46.000	22	32Alp Leo	1.3600	15200.	92	46922	No
181	GOM_NL__2PRFIN20110219_154153_000000423099_00356_46922_5476.N1	19-FEB-2011 15:41:53	Bright	42.000	166	17Eps Leo	2.9800	6000.0	84	46922	No
182	GOM_NL__2PRFIN20110219_155326_000000433099_00356_46922_5477.N1	19-FEB-2011 15:53:26	Bright	43.000	82	48Bet UMa	2.3650	10600.	86	46922	No
183	GOM_NL__2PRFIN20110219_160127_000000413099_00356_46922_5478.N1	19-FEB-2011 16:01:27	Bright	41.000	60	7Bet UMi	2.0810	3950.0	82	46922	No
184	GOM_NL__2PRFIN20110219_160616_000000463099_00356_46922_5479.N1	19-FEB-2011 16:06:16	Bright	45.500	119	14Eta Dra	2.7270	4700.0	91	46922	No
185	GOM_NL__2PRFIN20110219_161014_000000443099_00356_46922_5480.N1	19-FEB-2011 16:10:14	Bright	43.500	130	23Bet Dra	2.7990	5800.0	87	46922	No
186	GOM_NL__2PRFIN20110219_161442_000000403099_00356_46922_5481.N1	19-FEB-2011 16:14:42	Bright	40.000	5	3Alp Lyr	0.033000	11000.	80	46922	No
187	GOM_NL__2PRFIN20110219_162147_000000373099_00356_46922_5482.N1	19-FEB-2011 16:21:47	Bright	37.000	168	17Zet Aql	2.9860	11000.	74	46922	No
188	GOM_NL__2PRFIN20110219_162412_000000563099_00356_46922_5483.N1	19-FEB-2011 16:24:12	Bright	55.500	59	55Alp Oph	2.0800	8900.0	111	46922	No
189	GOM_NL__2PRFIN20110219_162633_000000533099_00356_46922_5484.N1	19-FEB-2011 16:26:33	Tw_i_and_stray	52.500	126	60Bet Oph	2.7700	4250.0	105	46922	No
190	GOM_NL__2PRFIN20110219_163416_000000533099_00356_46922_5485.N1	19-FEB-2011 16:34:16	Dark	53.000	86	35Eta Oph	2.4300	10200.	106	46922	No
191	GOM_NL__2PRFIN20110219_163816_000000463099_00356_46922_5486.N1	19-FEB-2011 16:38:16	Dark	46.000	25	35Lam Sco	1.6200	28000.	92	46922	No
192	GOM_NL__2PRFIN20110219_163944_000000473099_00356_46922_5487.N1	19-FEB-2011 16:39:44	Dark	47.000	75	26Eps Sco	2.2910	4250.0	94	46922	No
193	GOM_NL__2PRFIN20110219_164523_000000493099_00357_46923_5480.N1	19-FEB-2011 16:45:23	Dark	49.000	131	Gam Lup	2.8000	26000.	98	46923	No
194	GOM_NL__2PRFIN20110219_165010_000000473099_00357_46923_5481.N1	19-FEB-2011 16:50:10	Dark	46.500	10	Bet Cen	0.61000	28000.	93	46923	No
195	GOM_NL__2PRFIN20110219_165141_000000453099_00357_46923_5482.N1	19-FEB-2011 16:51:41	Dark	45.000	77	Eps Cen	2.3030	28000.	90	46923	No
196	GOM_NL__2PRFIN20110219_165355_000000553099_00357_46923_5483.N1	19-FEB-2011 16:53:55	Dark	55.000	26	Gam Cru	1.6240	2900.0	110	46923	No
197	GOM_NL__2PRFIN20110219_165558_000000443099_00357_46923_5484.N1	19-FEB-2011 16:55:58	Dark	43.500	99	Del Cen	2.5750	26000.	87	46923	No
198	GOM_NL__2PRFIN20110219_165846_000000393099_00357_46923_5485.N1	19-FEB-2011 16:58:46	Dark	39.000	113	Mu Vel	2.6920	5000.0	78	46923	No
199	GOM_NL__2PRFIN20110219_171154_000000403099_00357_46923_5486.N1	19-FEB-2011 17:11:54	Tw_i_and_stray	40.000	48	30Alp Hya	1.9770	4100.0	80	46923	No
200	GOM_NL__2PRFIN20110219_171848_000000483099_00357_46923_5487.N1	19-FEB-2011 17:18:48	Bright	47.500	22	32Alp Leo	1.3600	15200.	95	46923	No
201	GOM_NL__2PRFIN20110219_172207_000000433099_00357_46923_5488.N1	19-FEB-2011 17:22:07	Bright	43.000	166	17Eps Leo	2.9800	6000.0	86	46923	No
202	GOM_NL__2PRFIN20110219_173340_000000443099_00357_46923_5489.N1	19-FEB-2011 17:33:40	Bright	44.000	82	48Bet UMa	2.3650	10600.	88	46923	No
203	GOM_NL__2PRFIN20110219_174140_000000413099_00357_46923_5490.N1	19-FEB-2011 17:41:40	Bright	41.000	60	7Bet UMi	2.0810	3950.0	82	46923	No
204	GOM_NL__2PRFIN20110219_174629_000000443099_00357_46923_5491.N1	19-FEB-2011 17:46:29	Bright	43.500	119	14Eta Dra	2.7270	4700.0	87	46923	No
205	GOM_NL__2PRFIN20110219_175027_000000623099_00357_46923_5492.N1	19-FEB-2011 17:50:27	Bright	62.000	130	23Bet Dra	2.7990	5800.0	124	46923	No
206	GOM_NL__2PRFIN20110219_175456_000000393099_00357_46923_5493.N1	19-FEB-2011 17:54:56	Bright	39.000	5	3Alp Lyr	0.033000	11000.	78	46923	No
207	GOM_NL__2PRFIN20110219_180201_000000373099_00357_46923_5494.N1	19-FEB-2011 18:02:01	Bright	36.500	168	17Zet Aql	2.9860	11000.	73	46923	No
208	GOM_NL__2PRFIN20110219_180427_000000593099_00357_46923_5495.N1	19-FEB-2011 18:04:27	Bright	58.500	59	55Alp Oph	2.0800	8900.0	117	46923	No
209	GOM_NL__2PRFIN20110219_180648_000000563099_00357_46923_5496.N1	19-FEB-2011 18:06:48	Tw_i_and_stray	56.000	126	60Bet Oph	2.7700	4250.0	112	46923	No
210	GOM_NL__2PRFIN20110219_181431_000000523099_00357_46923_5497.N1	19-FEB-2011 18:14:31	Dark	51.500	86	35Eta Oph	2.4300	10200.	103	46923	No
211	GOM_NL__2PRFIN20110219_181831_000000493099_00357_46923_5498.N1	19-FEB-2011 18:18:31	Dark	49.000	25	35Lam Sco	1.6200	28000.	98	46923	No
212	GOM_NL__2PRFIN20110219_181959_000000483099_00357_46923_5499.N1	19-FEB-2011 18:19:59	Dark	47.500	75	26Eps Sco	2.2910	4250.0	95	46923	No
213	GOM_NL__2PRFIN20110219_182538_000000493099_00358_46924_5505.N1	19-FEB-2011 18:25:38	Dark	48.500	131	Gam Lup	2.8000	26000.	97	46924	No
214	GOM_NL__2PRFIN20110219_183025_000000423099_00358_46924_5506.N1	19-FEB-2011 18:30:25	Dark	41.500	10	Bet Cen	0.61000	28000.	83	46924	No
215	GOM_NL__2PRFIN20110219_183156_000000463099_00358_46924_5507.N1	19-FEB-2011 18:31:56	Dark	46.000	77	Eps Cen	2.3030	28000.	92	46924	No
216	GOM_NL__2PRFIN20110219_183409_000000553099_00358_46924_5508.N1	19-FEB-2011 18:34:09	Dark	55.000	26	Gam Cru	1.6240	2900.0	110	46924	No
217	GOM_NL__2PRFIN20110219_183613_000000463099_00358_46924_5509.N1	19-FEB-2011 18:36:13	Dark	45.500	99	Del Cen	2.5750	26000.	91	46924	No
218	GOM_NL__2PRFIN20110219_183900_000000473099_00358_46924_5510.N1	19-FEB-2011 18:39:00	Dark	47.000	113	Mu Vel	2.6920	5000.0	94	46924	No
219	GOM_NL__2PRFIN20110219_185209_000000473099_00358_46924_5511.N1	19-FEB-2011 18:52:09	Tw_i_and_stray	46.500	48	30Alp Hya	1.9770	4100.0	93	46924	No



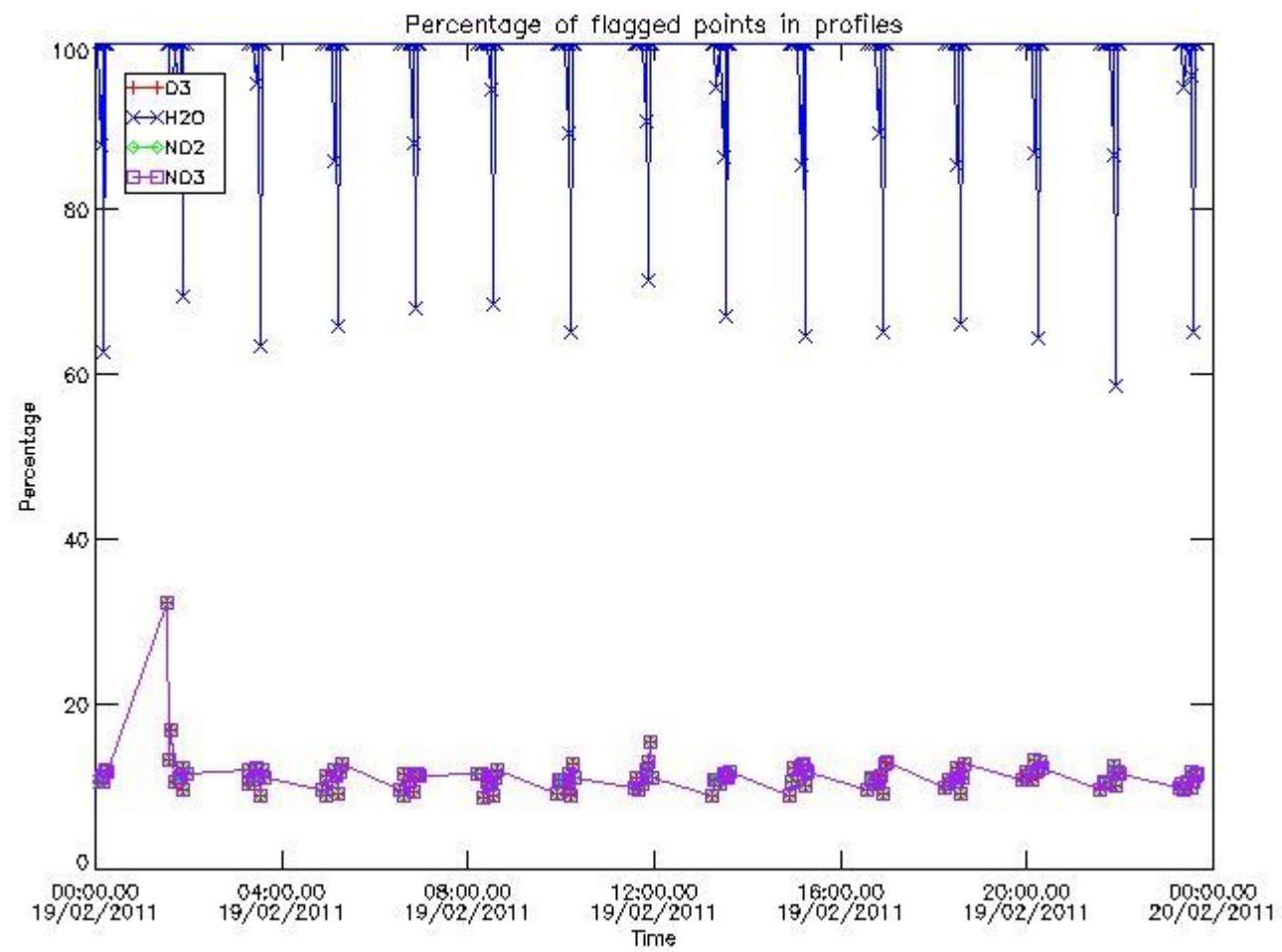
220	GOM_NL__2PRFIN20110219_185902_000000493099_00358_46924_5512.N1	19-FEB-2011 18:59:02	Bright	49.000	22	32Alp Leo	1.3600	15200.	98	46924	No
221	GOM_NL__2PRFIN20110219_190220_000000433099_00358_46924_5513.N1	19-FEB-2011 19:02:20	Bright	43.000	166	17Eps Leo	2.9800	6000.0	86	46924	No
222	GOM_NL__2PRFIN20110219_191353_000000453099_00358_46924_5514.N1	19-FEB-2011 19:13:53	Bright	45.000	82	48Bet UMa	2.3650	10600.	90	46924	No
223	GOM_NL__2PRFIN20110219_192154_000000433099_00358_46924_5515.N1	19-FEB-2011 19:21:54	Bright	42.500	60	7Bet UMi	2.0810	3950.0	85	46924	No
224	GOM_NL__2PRFIN20110219_192643_000000453099_00358_46924_5516.N1	19-FEB-2011 19:26:43	Bright	44.500	119	14Eta Dra	2.7270	4700.0	89	46924	No
225	GOM_NL__2PRFIN20110219_193041_000000413099_00358_46924_5517.N1	19-FEB-2011 19:30:41	Bright	41.000	130	23Bet Dra	2.7990	5800.0	82	46924	No
226	GOM_NL__2PRFIN20110219_193510_000000393099_00358_46924_5518.N1	19-FEB-2011 19:35:10	Bright	39.000	5	3Alp Lyr	0.033000	11000.	78	46924	No
227	GOM_NL__2PRFIN20110219_194215_000000363099_00358_46924_5519.N1	19-FEB-2011 19:42:15	Bright	35.500	168	17Zet Aql	2.9860	11000.	71	46924	No
228	GOM_NL__2PRFIN20110219_194442_000000603099_00358_46924_5520.N1	19-FEB-2011 19:44:42	Bright	59.500	59	55Alp Oph	2.0800	8900.0	119	46924	No
229	GOM_NL__2PRFIN20110219_194703_000000503099_00358_46924_5521.N1	19-FEB-2011 19:47:03	Tw_i_and_stray	49.500	126	60Bet Oph	2.7700	4250.0	99	46924	No
230	GOM_NL__2PRFIN20110219_195446_000000523099_00358_46924_5522.N1	19-FEB-2011 19:54:46	Dark	52.000	86	35Eta Oph	2.4300	10200.	104	46924	No
231	GOM_NL__2PRFIN20110219_195845_000000433099_00358_46924_5523.N1	19-FEB-2011 19:58:45	Dark	43.000	25	35Lam Sco	1.6200	28000.	86	46924	No
232	GOM_NL__2PRFIN20110219_200014_000000503099_00358_46924_5524.N1	19-FEB-2011 20:00:14	Dark	49.500	75	26Eps Sco	2.2910	4250.0	99	46924	No
233	GOM_NL__2PRFIN20110219_200554_000000483099_00359_46925_5560.N1	19-FEB-2011 20:05:54	Dark	47.500	131	Gam Lup	2.8000	26000.	95	46925	No
234	GOM_NL__2PRFIN20110219_201040_000000423099_00359_46925_5561.N1	19-FEB-2011 20:10:40	Dark	42.000	10	Bet Cen	0.61000	28000.	84	46925	No
235	GOM_NL__2PRFIN20110219_201211_000000443099_00359_46925_5562.N1	19-FEB-2011 20:12:11	Dark	43.500	77	Eps Cen	2.3030	28000.	87	46925	No
236	GOM_NL__2PRFIN20110219_201424_000000513099_00359_46925_5563.N1	19-FEB-2011 20:14:24	Dark	51.000	26	Gam Cru	1.6240	2900.0	102	46925	No
237	GOM_NL__2PRFIN20110219_201627_000000433099_00359_46925_5564.N1	19-FEB-2011 20:16:27	Dark	43.000	99	Del Cen	2.5750	26000.	86	46925	No
238	GOM_NL__2PRFIN20110219_201915_000000423099_00359_46925_5565.N1	19-FEB-2011 20:19:15	Dark	41.500	113	Mu Vel	2.6920	5000.0	83	46925	No
239	GOM_NL__2PRFIN20110219_203223_000000443099_00359_46925_5566.N1	19-FEB-2011 20:32:23	Tw_i_and_stray	43.500	48	30Alp Hya	1.9770	4100.0	87	46925	No
240	GOM_NL__2PRFIN20110219_203916_000000493099_00359_46925_5567.N1	19-FEB-2011 20:39:16	Bright	48.500	22	32Alp Leo	1.3600	15200.	97	46925	No
241	GOM_NL__2PRFIN20110219_204234_000000423099_00359_46925_5568.N1	19-FEB-2011 20:42:34	Bright	42.000	166	17Eps Leo	2.9800	6000.0	84	46925	No
242	GOM_NL__2PRFIN20110219_205406_000000453099_00359_46925_5569.N1	19-FEB-2011 20:54:06	Bright	45.000	82	48Bet UMa	2.3650	10600.	90	46925	No
243	GOM_NL__2PRFIN20110219_210208_000000413099_00359_46925_5570.N1	19-FEB-2011 21:02:08	Bright	40.500	60	7Bet UMi	2.0810	3950.0	81	46925	No
244	GOM_NL__2PRFIN20110219_210657_000000443099_00359_46925_5571.N1	19-FEB-2011 21:06:57	Bright	44.000	119	14Eta Dra	2.7270	4700.0	88	46925	No
245	GOM_NL__2PRFIN20110219_211055_000000403099_00359_46925_5572.N1	19-FEB-2011 21:10:55	Bright	40.000	130	23Bet Dra	2.7990	5800.0	80	46925	No
246	GOM_NL__2PRFIN20110219_211525_000000373099_00359_46925_5573.N1	19-FEB-2011 21:15:25	Bright	37.000	5	3Alp Lyr	0.033000	11000.	74	46925	No
247	GOM_NL__2PRFIN20110219_212230_000000363099_00359_46925_5574.N1	19-FEB-2011 21:22:30	Bright	36.000	168	17Zet Aql	2.9860	11000.	72	46925	No
248	GOM_NL__2PRFIN20110219_212456_000000573099_00359_46925_5575.N1	19-FEB-2011 21:24:56	Bright	56.500	59	55Alp Oph	2.0800	8900.0	113	46925	No
249	GOM_NL__2PRFIN20110219_212717_000000543099_00359_46925_5576.N1	19-FEB-2011 21:27:17	Tw_i_and_stray	53.500	126	60Bet Oph	2.7700	4250.0	107	46925	No
250	GOM_NL__2PRFIN20110219_213501_000000533099_00359_46925_5577.N1	19-FEB-2011 21:35:01	Dark	52.500	86	35Eta Oph	2.4300	10200.	105	46925	No
251	GOM_NL__2PRFIN20110219_213900_000000483099_00359_46925_5578.N1	19-FEB-2011 21:39:00	Dark	48.000	25	35Lam Sco	1.6200	28000.	96	46925	No
252	GOM_NL__2PRFIN20110219_214029_000000543099_00359_46925_5579.N1	19-FEB-2011 21:40:29	Dark	54.000	75	26Eps Sco	2.2910	4250.0	108	46925	No
253	GOM_NL__2PRFIN20110219_214609_000000483099_00360_46926_5605.N1	19-FEB-2011 21:46:09	Dark	48.000	131	Gam Lup	2.8000	26000.	96	46926	No
254	GOM_NL__2PRFIN20110219_215054_000000413099_00360_46926_5606.N1	19-FEB-2011 21:50:54	Dark	41.000	10	Bet Cen	0.61000	28000.	82	46926	No
255	GOM_NL__2PRFIN20110219_215225_000000433099_00360_46926_5607.N1	19-FEB-2011 21:52:25	Dark	43.000	77	Eps Cen	2.3030	28000.	86	46926	No
256	GOM_NL__2PRFIN20110219_215438_000000503099_00360_46926_5608.N1	19-FEB-2011 21:54:38	Dark	50.000	26	Gam Cru	1.6240	2900.0	100	46926	No
257	GOM_NL__2PRFIN20110219_215642_000000443099_00360_46926_5609.N1	19-FEB-2011 21:56:42	Dark	43.500	99	Del Cen	2.5750	26000.	87	46926	No
258	GOM_NL__2PRFIN20110219_215929_000000453099_00360_46926_5610.N1	19-FEB-2011 21:59:29	Dark	44.500	113	Mu Vel	2.6920	5000.0	89	46926	No
259	GOM_NL__2PRFIN20110219_221237_000000483099_00360_46926_5611.N1	19-FEB-2011 22:12:37	Tw_i_and_stray	48.000	48	30Alp Hya	1.9770	4100.0	96	46926	No
260	GOM_NL__2PRFIN20110219_221929_000000553099_00360_46926_5612.N1	19-FEB-2011 22:19:29	Bright	54.500	22	32Alp Leo	1.3600	15200.	109	46926	No
261	GOM_NL__2PRFIN20110219_222248_000000423099_00360_46926_5613.N1	19-FEB-2011 22:22:48	Bright	41.500	166	17Eps Leo	2.9800	6000.0	83	46926	No
262	GOM_NL__2PRFIN20110219_223420_000000453099_00360_46926_5614.N1	19-FEB-2011 22:34:20	Bright	44.500	82	48Bet UMa	2.3650	10600.	89	46926	No
263	GOM_NL__2PRFIN20110219_224221_000000393099_00360_46926_5615.N1	19-FEB-2011 22:42:21	Bright	39.000	60	7Bet UMi	2.0810	3950.0	78	46926	No
264	GOM_NL__2PRFIN20110219_224710_000000453099_00360_46926_5616.N1	19-FEB-2011 22:47:10	Bright	44.500	119	14Eta Dra	2.7270	4700.0	89	46926	No
265	GOM_NL__2PRFIN20110219_225109_000000433099_00360_46926_5617.N1	19-FEB-2011 22:51:09	Bright	43.000	130	23Bet Dra	2.7990	5800.0	86	46926	No
266	GOM_NL__2PRFIN20110219_225539_000000413099_00360_46926_5618.N1	19-FEB-2011 22:55:39	Bright	40.500	5	3Alp Lyr	0.033000	11000.	81	46926	No
267	GOM_NL__2PRFIN20110219_230244_000000543099_00360_46926_5619.N1	19-FEB-2011 23:02:44	Bright	54.000	168	17Zet Aql	2.9860	11000.	108	46926	No
268	GOM_NL__2PRFIN20110219_230511_000000563099_00360_46926_5620.N1	19-FEB-2011 23:05:11	Bright	56.000	59	55Alp Oph	2.0800	8900.0	112	46926	No
269	GOM_NL__2PRFIN20110219_230732_000000523099_00360_46926_5621.N1	19-FEB-2011 23:07:32	Tw_i_and_stray	52.000	126	60Bet Oph	2.7700	4250.0	104	46926	No
270	GOM_NL__2PRFIN20110219_231516_000000513099_00360_46926_5622.N1	19-FEB-2011 23:15:16	Dark	51.000	86	35Eta Oph	2.4300	10200.	102	46926	No
271	GOM_NL__2PRFIN20110219_231915_000000493099_00360_46926_5623.N1	19-FEB-2011 23:19:15	Dark	49.000	25	35Lam Sco	1.6200	28000.	98	46926	No
272	GOM_NL__2PRFIN20110219_232044_000000583099_00360_46926_5624.N1	19-FEB-2011 23:20:44	Dark	57.500	75	26Eps Sco	2.2910	4250.0	115	46926	No
273	GOM_NL__2PRFIN20110219_232624_000000493099_00361_46927_5703.N1	19-FEB-2011 23:26:24	Dark	48.500	131	Gam Lup	2.8000	26000.	97	46927	No
274	GOM_NL__2PRFIN20110219_233109_000000523099_00361_46927_5704.N1	19-FEB-2011 23:31:09	Dark	52.000	10	Bet Cen	0.61000	28000.	104	46927	No
275	GOM_NL__2PRFIN20110219_233240_000000443099_00361_46927_5705.N1	19-FEB-2011 23:32:40	Dark	43.500	77	Eps Cen	2.3030	28000.	87	46927	No
276	GOM_NL__2PRFIN20110219_233453_000000583099_00361_46927_5706.N1	19-FEB-2011 23:34:53	Dark	57.500	26	Gam Cru	1.6240	2900.0	115	46927	No
277	GOM_NL__2PRFIN20110219_233656_000000453099_00361_46927_5707.N1	19-FEB-2011 23:36:56	Dark	45.000	99	Del Cen	2.5750	26000.	90	46927	No
278	GOM_NL__2PRFIN20110219_233943_000000443099_00361_46927_5708.N1	19-FEB-2011 23:39:43	Dark	44.000	113	Mu Vel	2.6920	5000.0	88	46927	No

279	GOM_NL__2PRFIN20110219_235251_000000473099_00361_46927_5709.N1	19-FEB-2011 23:52:51	Twilight_stray	46.500	48	30Alp Hya	1.9770	4100.0	93	46927	No
280	GOM_NL__2PRFIN20110219_235943_000000663099_00361_46927_5710.N1	19-FEB-2011 23:59:43	Bright	66.000	22	32Alp Leo	1.3600	15200.	132	46927	No

### 3. Quality information per product

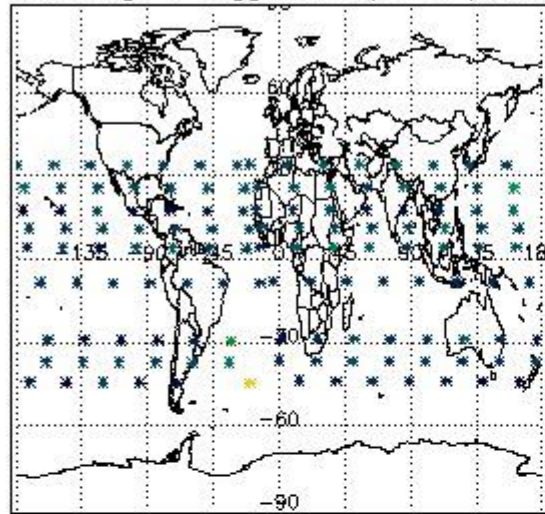
In this section it is plotted some information contained in the Quality Summary data set of the level 2 products. Only products in dark limb conditions and without errors (error flag in the MPH set to "0") are used.

#### 3.1 Plot quality information per product (time dependant)

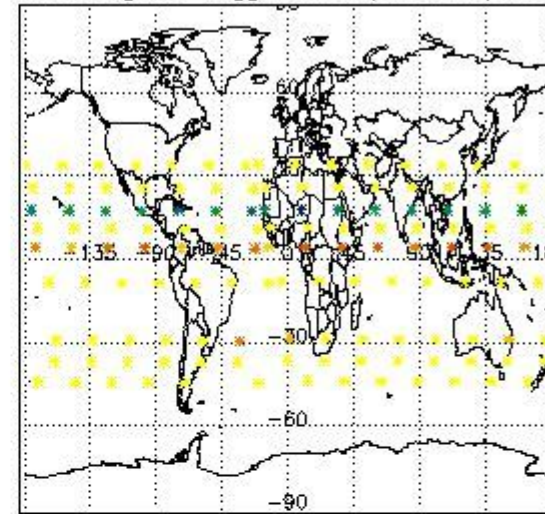


#### 3.2 Plot quality information per product (world map)

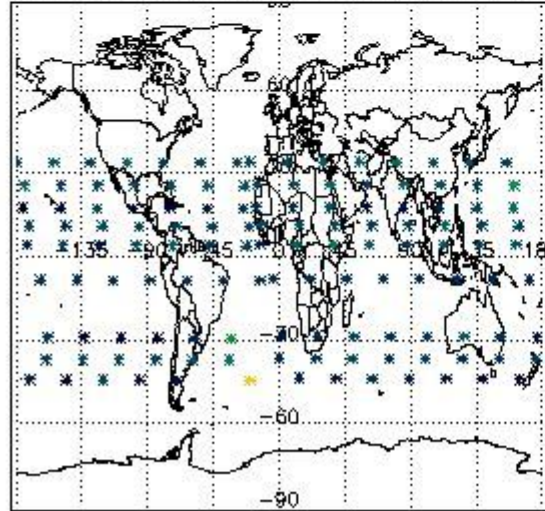
Percentage of flagged data per O3 profile



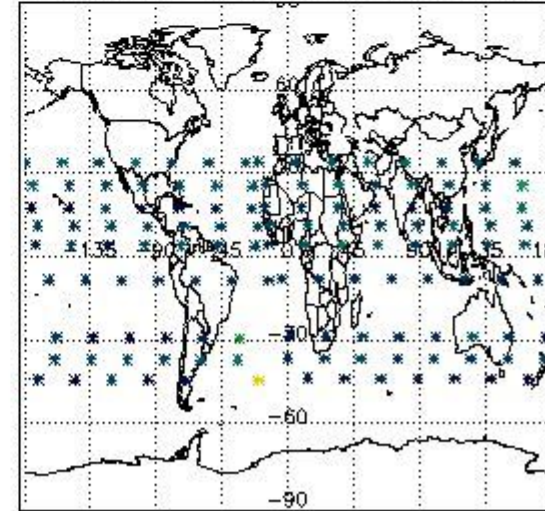
Percentage of flagged data per H2O profile



Percentage of flagged data per NO2 profile



Percentage of flagged data per NO3 profile



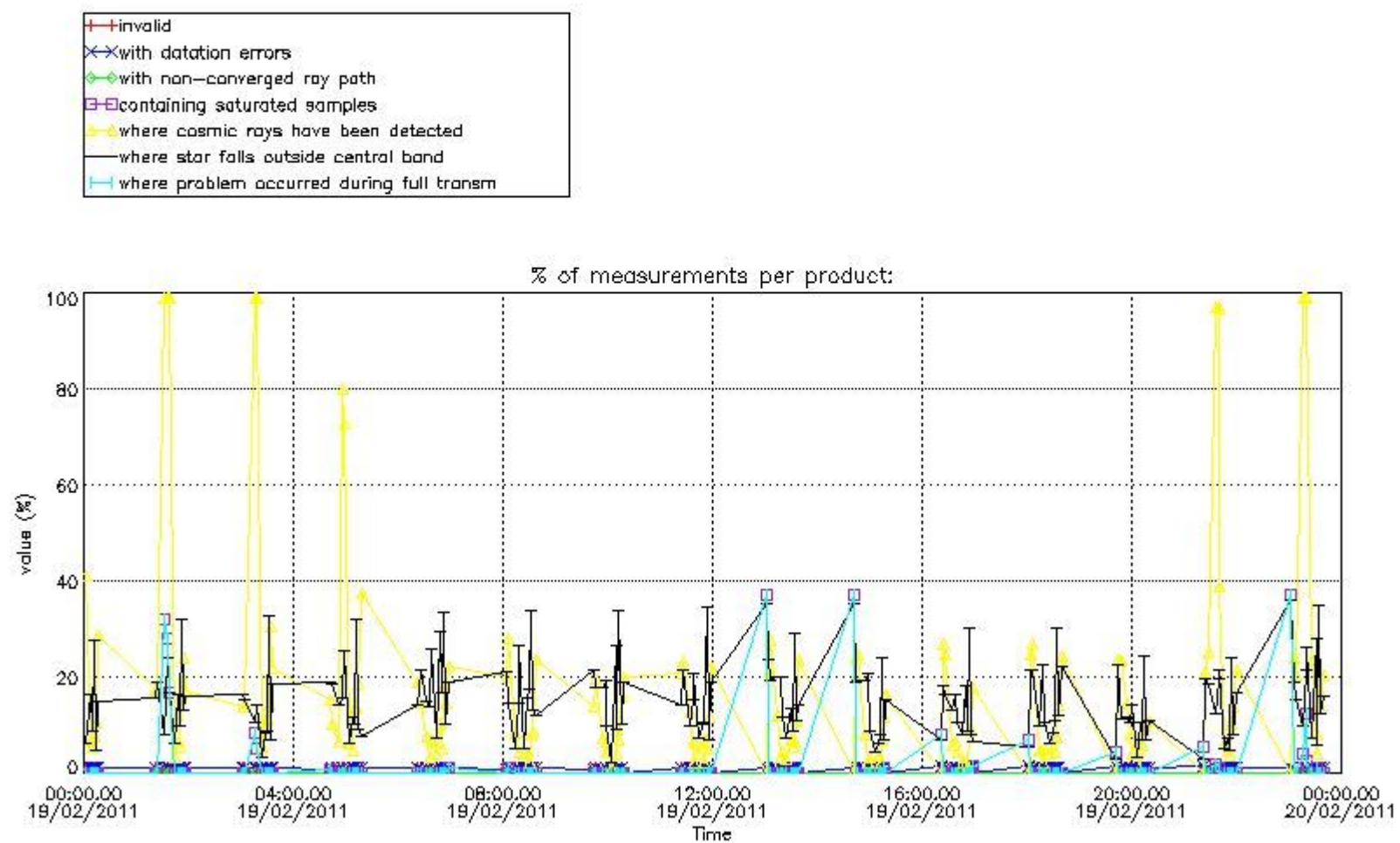
#### 4. Level 1 quality information per product

In this section it is plotted some information contained in the Quality Summary data set of the level 2 products that comes from the level 1b processing. Products without errors (error flag in the MPH set to "0") are used.

##### 4.1 Plot quality information per product (time dependant) coming from level 1b processing

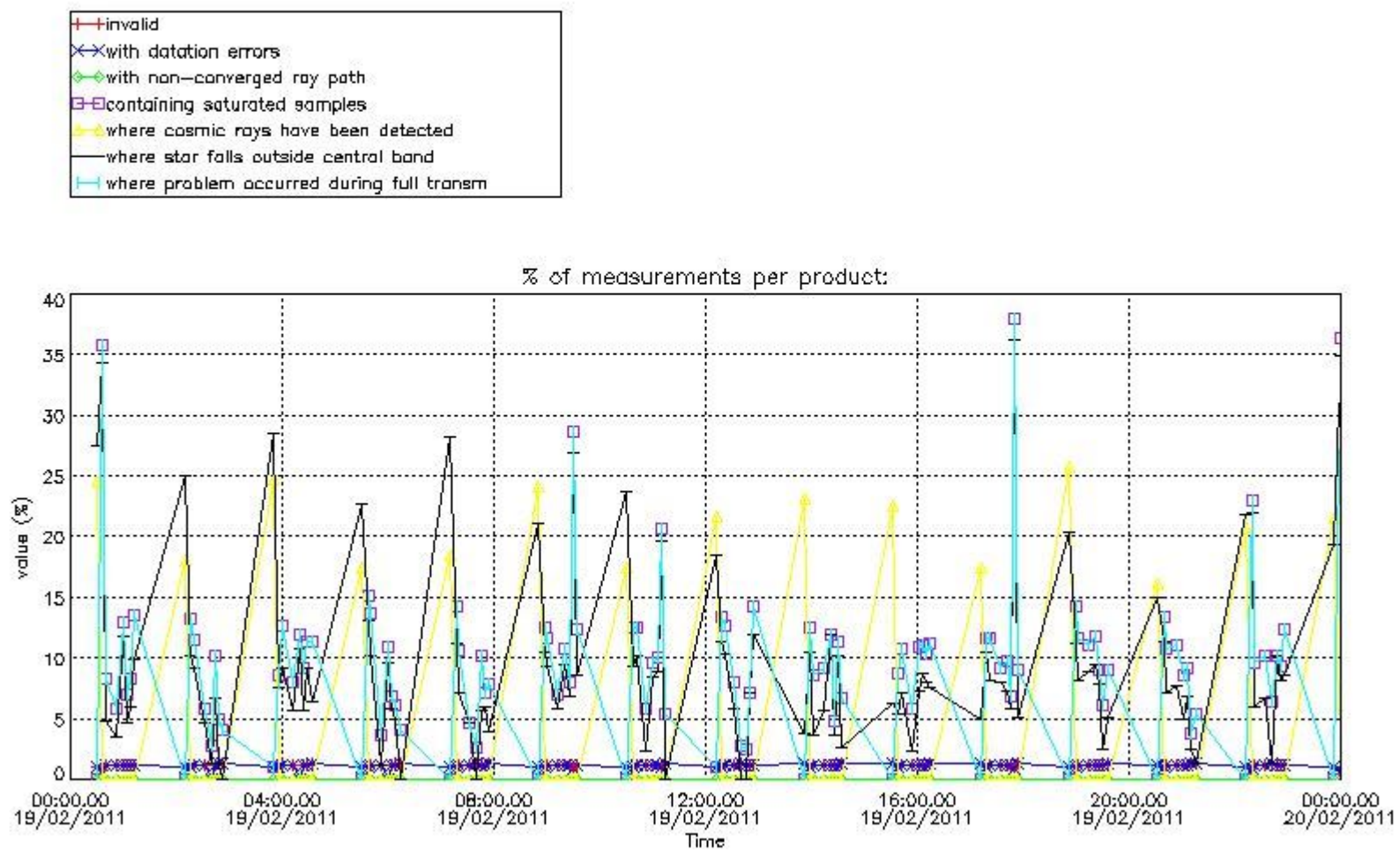
###### 4.1.1 Plot level 1 quality information per product (time dependant): ENVISAT ASCENDING passes





4.1.2 Plot level 1 quality information per product (time dependant): ENVI SAT DESCENDING passes

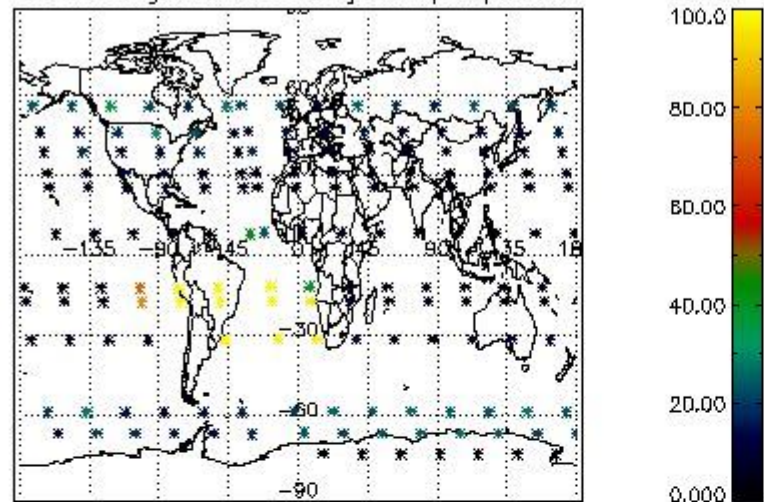




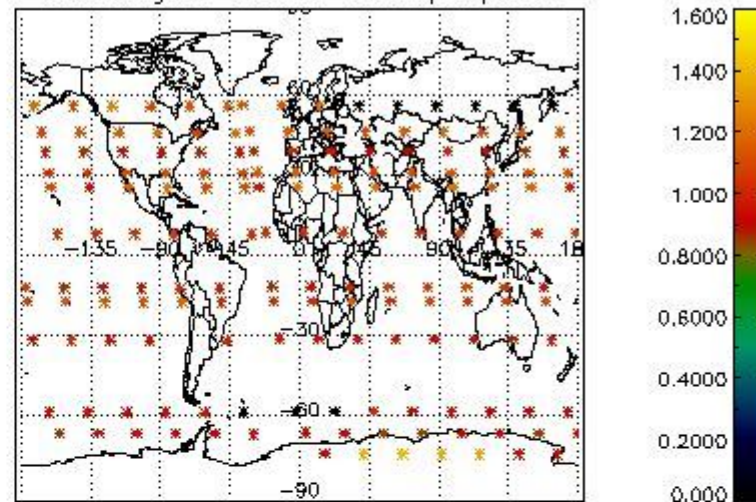
*4.2 Plot quality information per product coming from level 1b processing (world map)*

*4.2.1 Plot level 1 quality information per product (world map): ENVISAT ASCENDING passes*

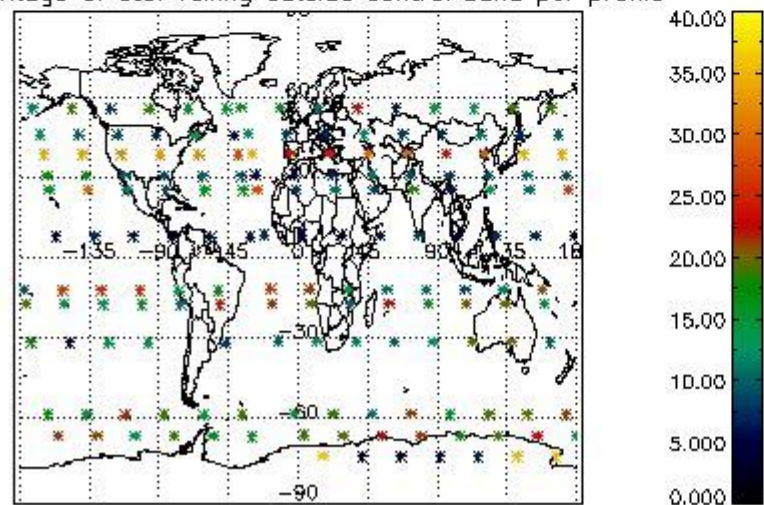
Percentage of cosmic ray hits per profile



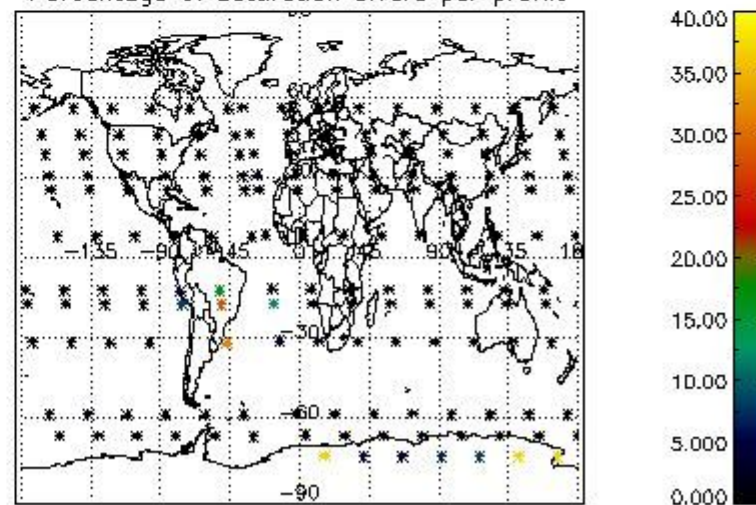
Percentage of datation errors per profile



Percentage of star falling outside central band per profile

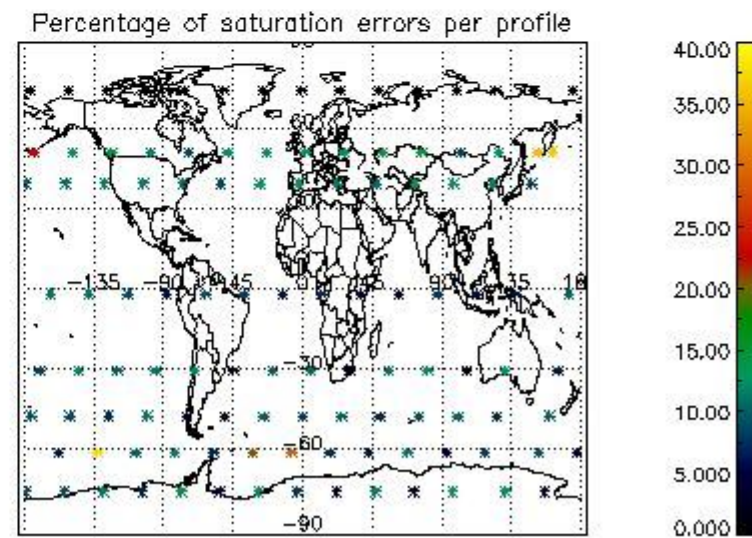
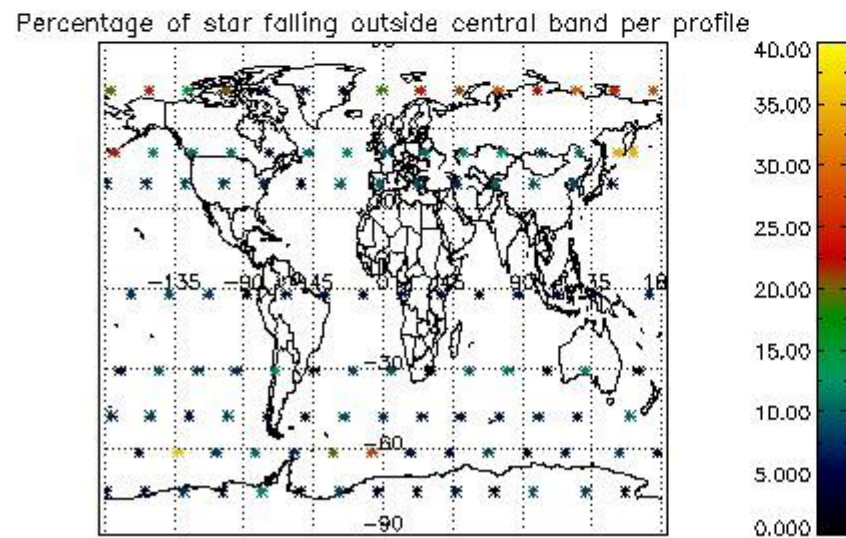
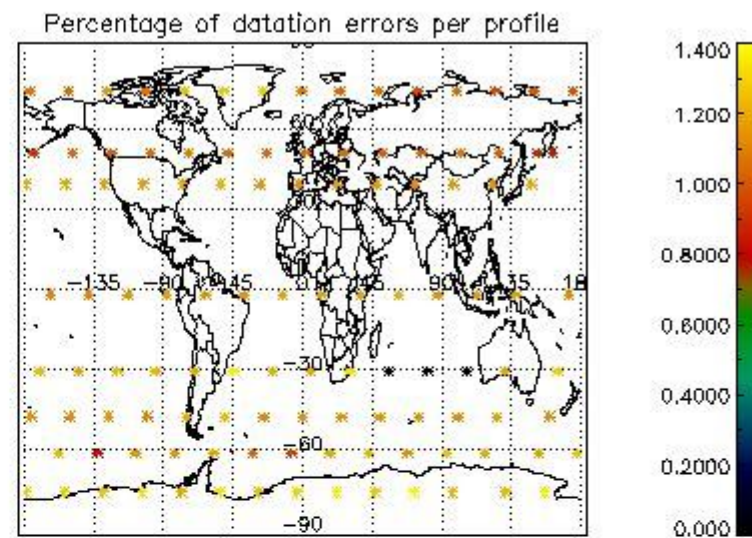
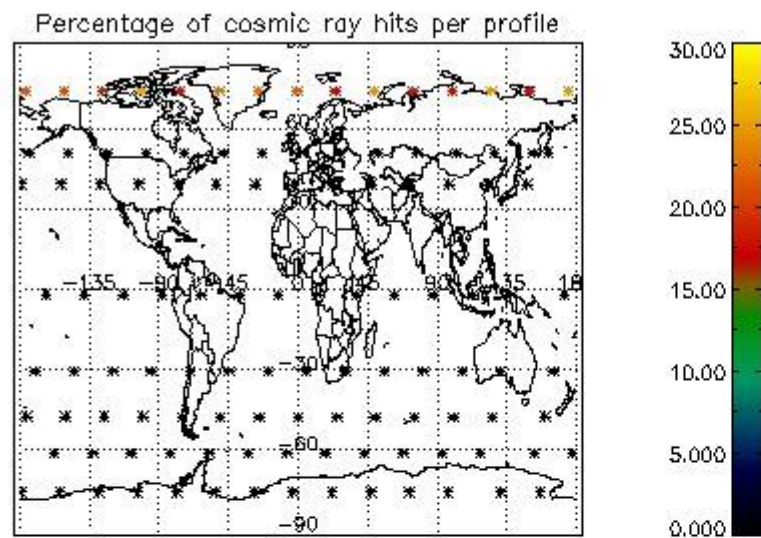


Percentage of saturation errors per profile



4.2.2 Plot level 1 quality information per product (world map): ENVISAT DESCENDING passes





## 5. Trace gas profiles

### 5.1 Ozone statistics based on quality of products

The final quality of the products can be "measured" using the STD (Standard Deviation) attached to every point profile. This information is written to the parameter GOM\_NL\_\_2P/NL\_LOCAL\_SPECIES\_DENSITY/o3\_std of the level 2 products. The table below shows the statistics for given STD ranges.

The statistics are given with respect to the overall valid production:

- Products without fatal errors: GOM\_NL\_\_2P/MPH/PRODUCT\_ERR=0
- Valid point profile: GOM\_NL\_\_2P/NL\_LOCAL\_SPECIES\_DENSITY/pcd(0)=0

The 'Criteria' is applied to valid points of dark limb products:

- Products in dark limb illumination condition: GOM\_NL\_\_2P/NL\_SUMMARY\_QUALITY/obs\_ill\_cond=0
- Products without fatal errors: GOM\_NL\_\_2P/MPH/PRODUCT\_ERR=0
- Valid point profile: GOM\_NL\_\_2P/NL\_LOCAL\_SPECIES\_DENSITY/pcd(0)=0

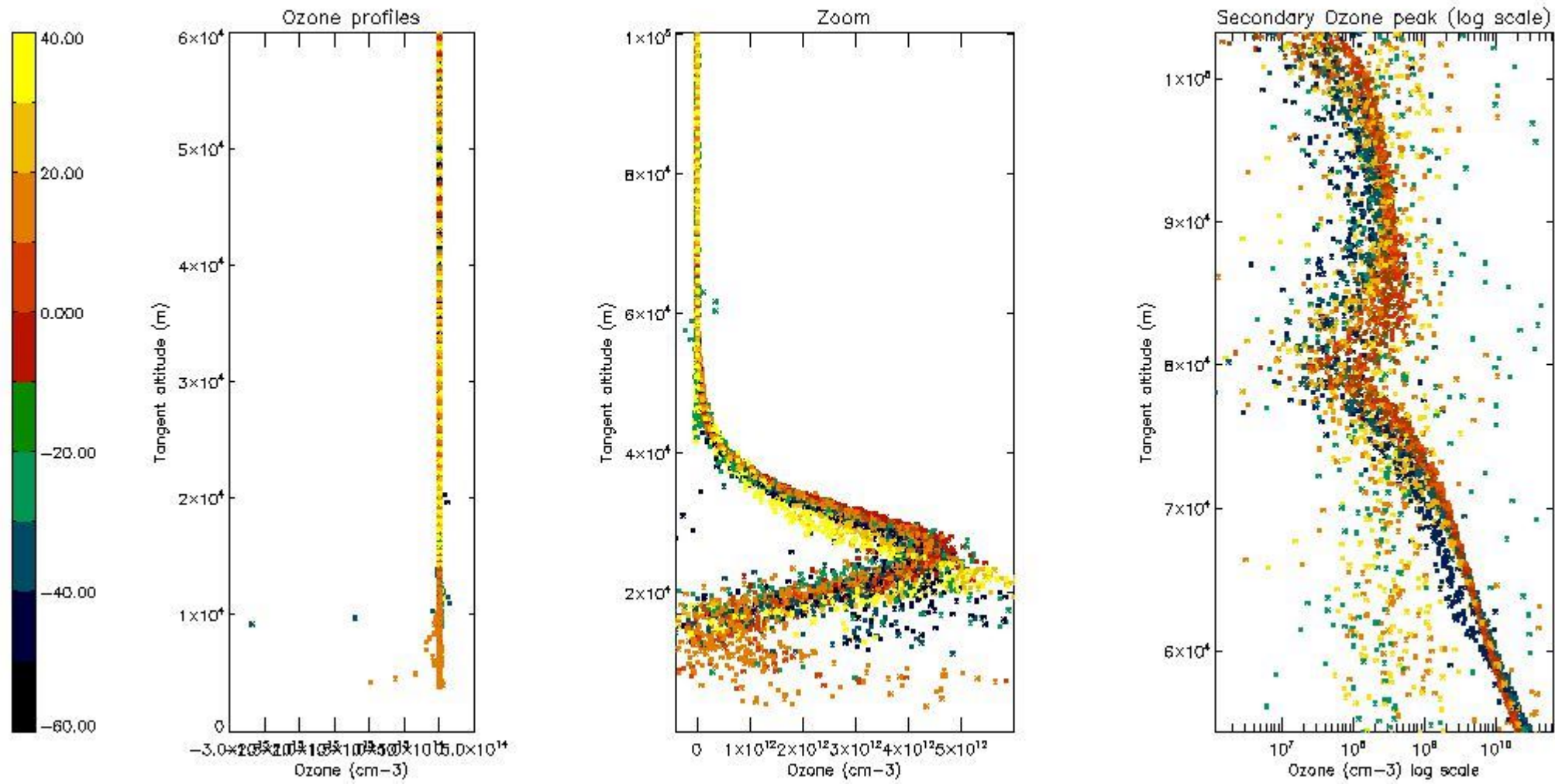
So, the table below shows the percentage of dark limb and valid observations for each criteria with respect to the overall valid daily observations.

Criteria	% of total production
All STD	48
STD < 20	24

STD < 10	18
STD < 5	12

5.2 Plot ozone profiles for all STD (dark without errors)

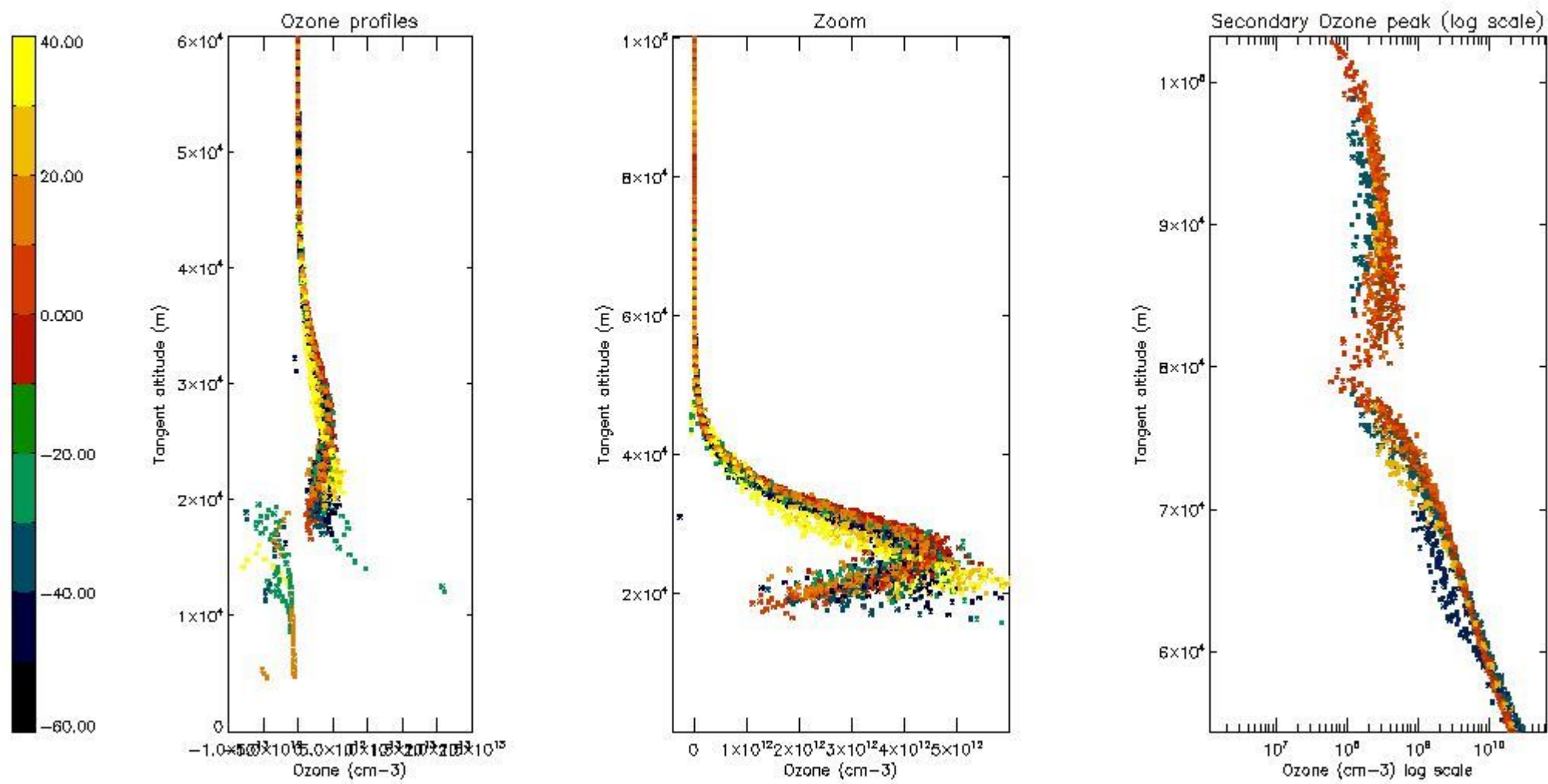
The colorbar represents the latitude.



5.3 Plot ozone profiles where STD < 20% (dark without errors)

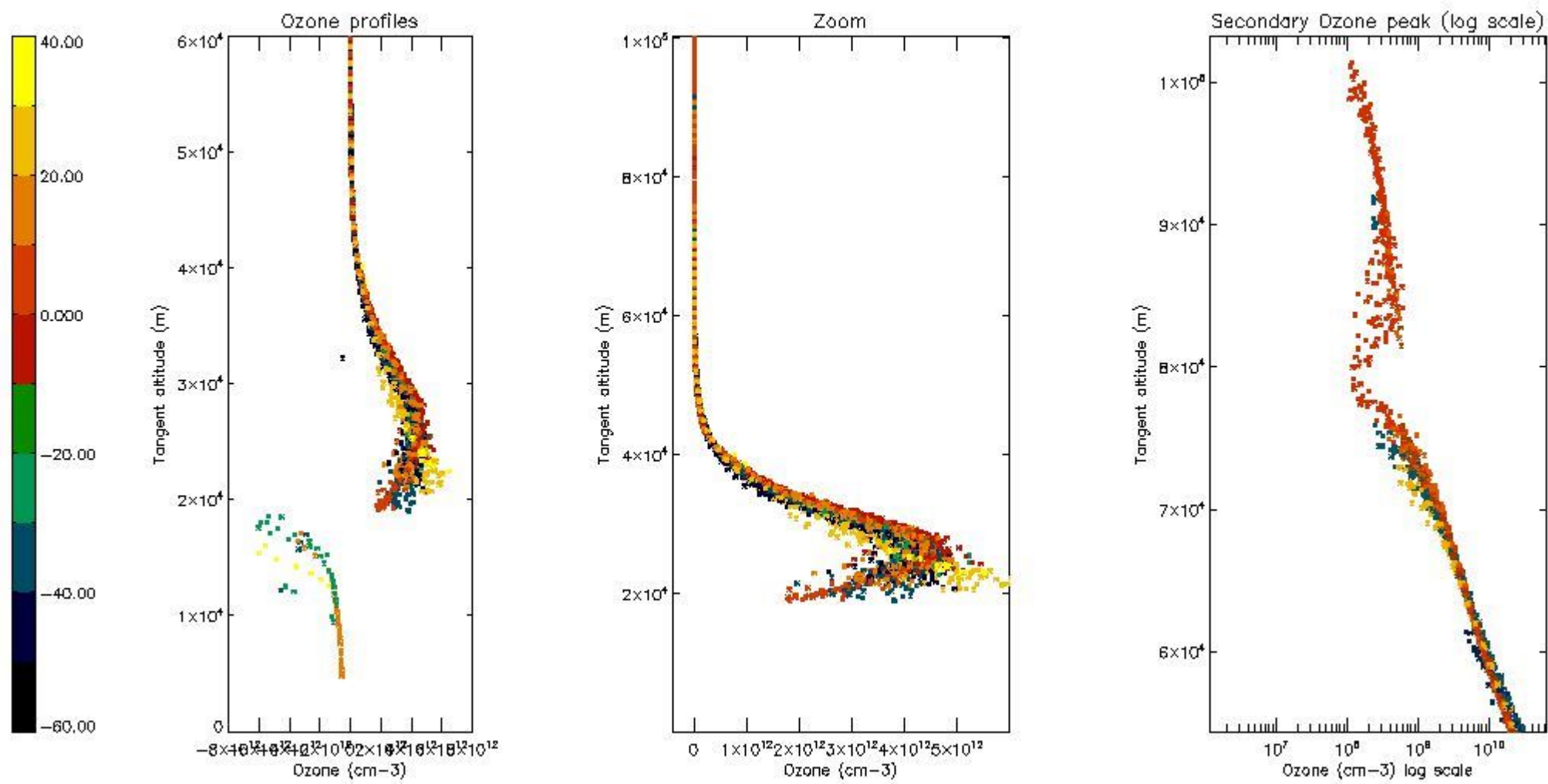
The colorbar represents the latitude.





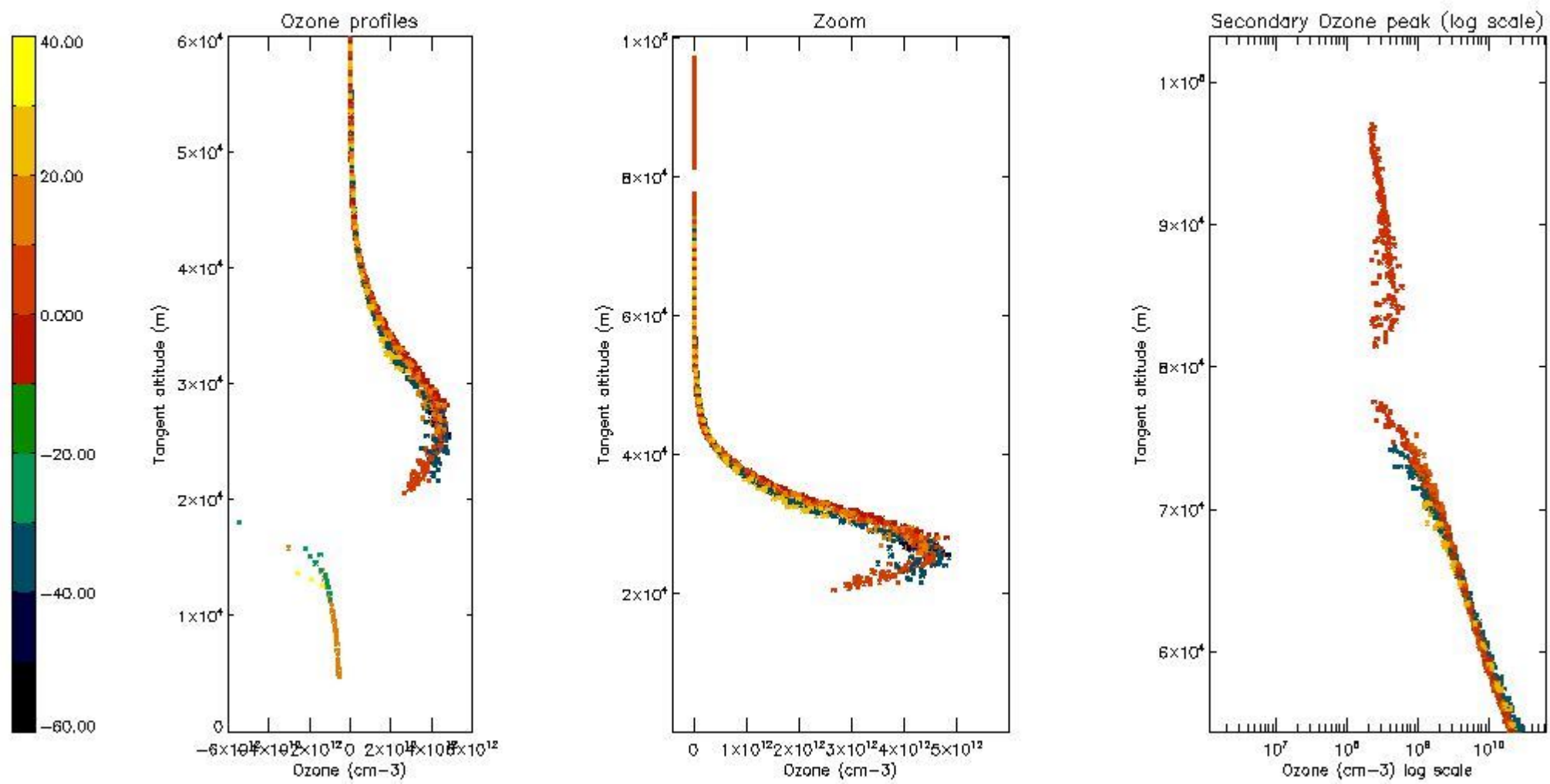
*5.4 Plot ozone profiles where STD < 10% (dark without errors)*

The colorbar represents the latitude.



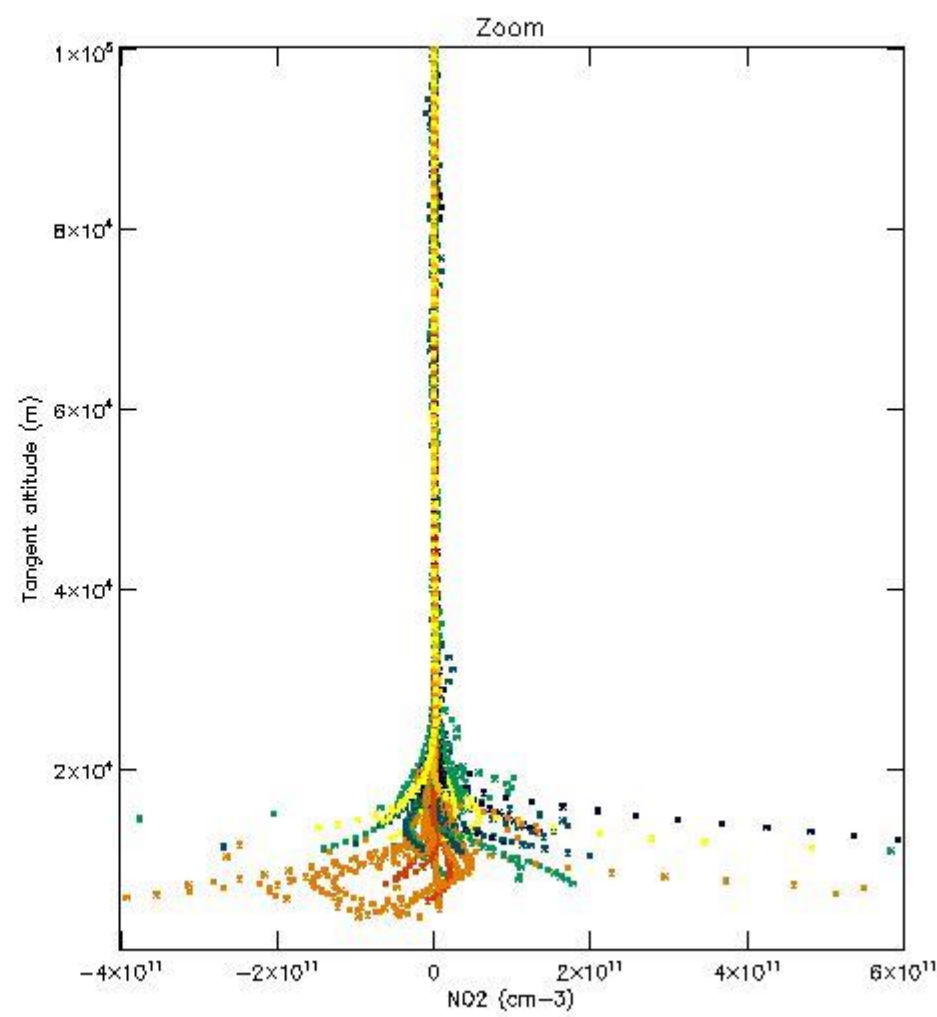
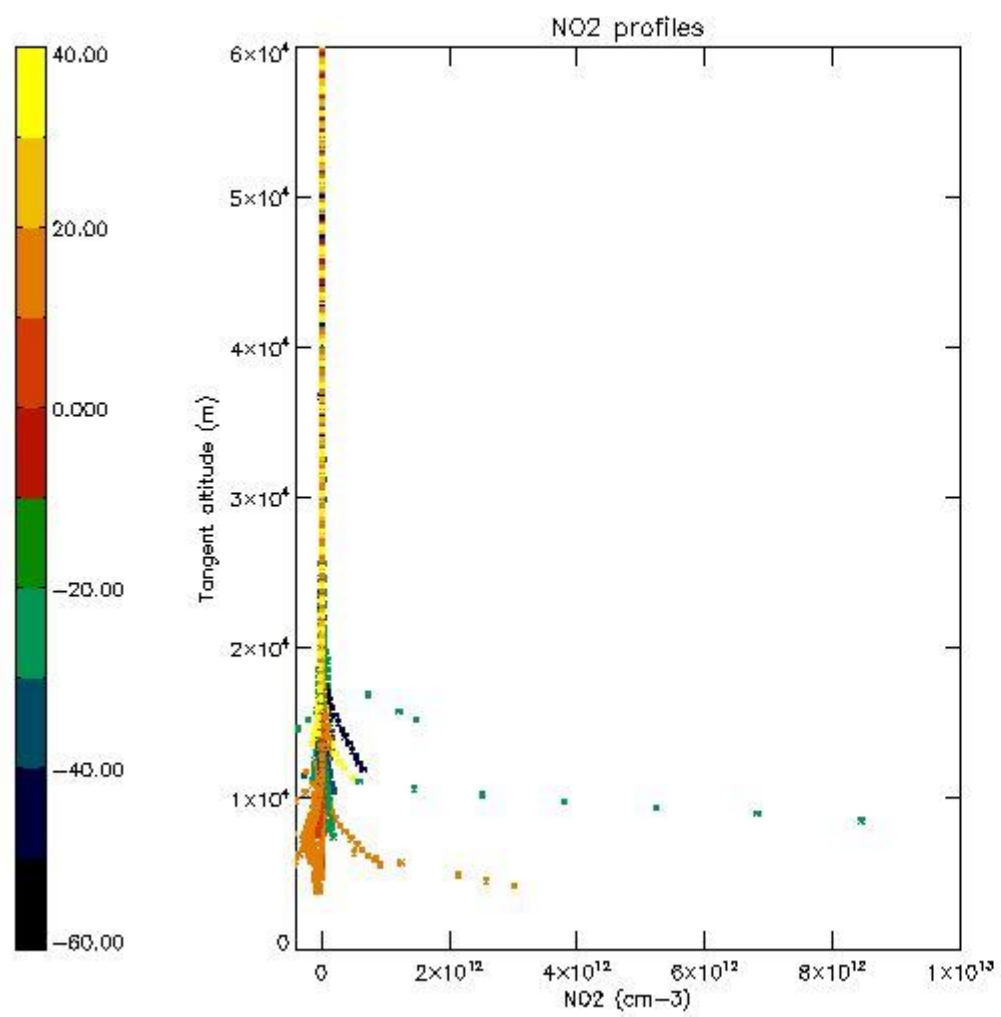
*5.5 Plot ozone profiles where STD < 5% (dark without errors)*

The colorbar represents the latitude.



*5.6 Plot NO<sub>2</sub> profiles for all STD (dark without errors)*

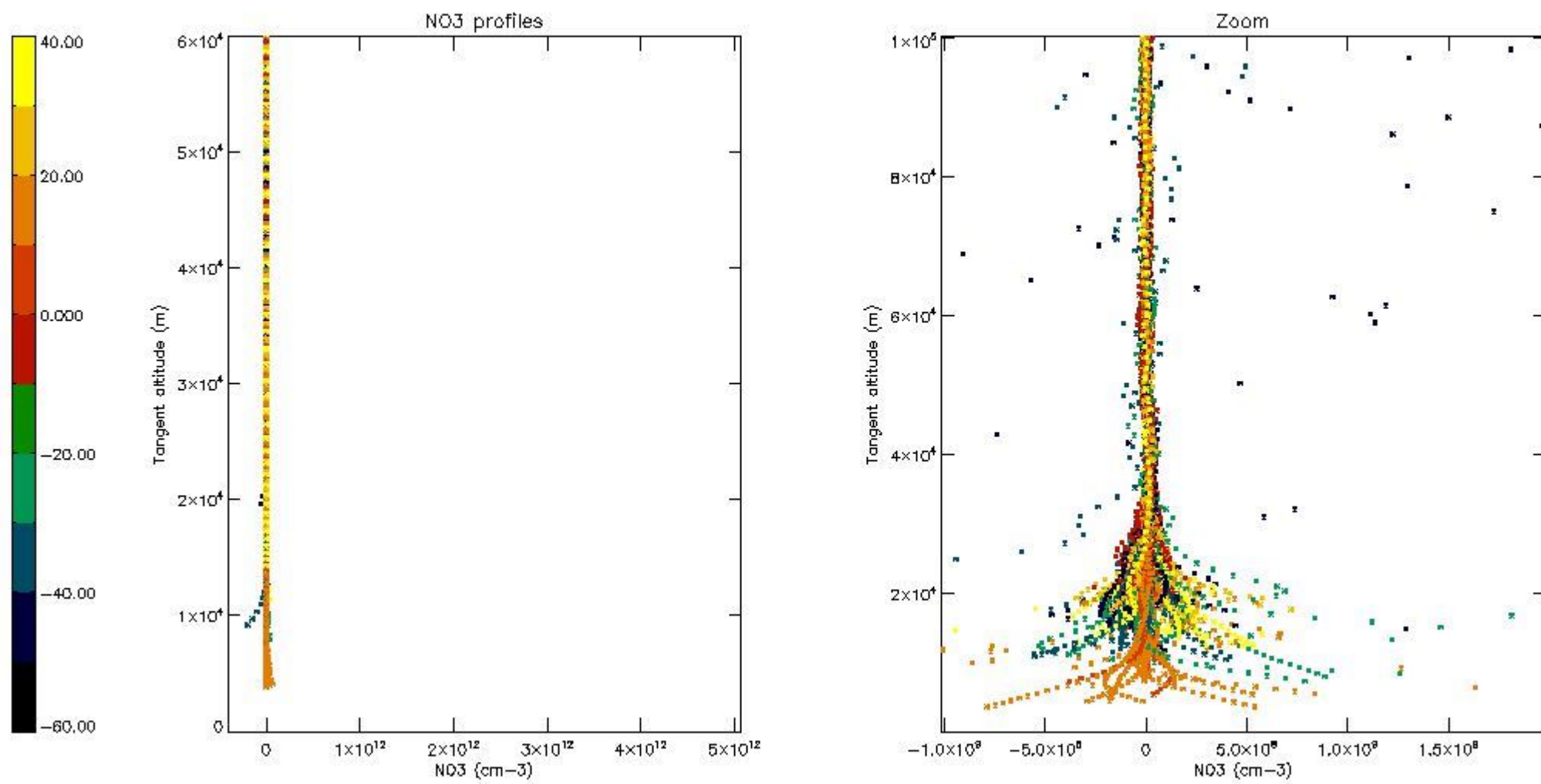
The colorbar represents the latitude.



*5.7 Plot NO3 profiles for all STD (dark without errors)*

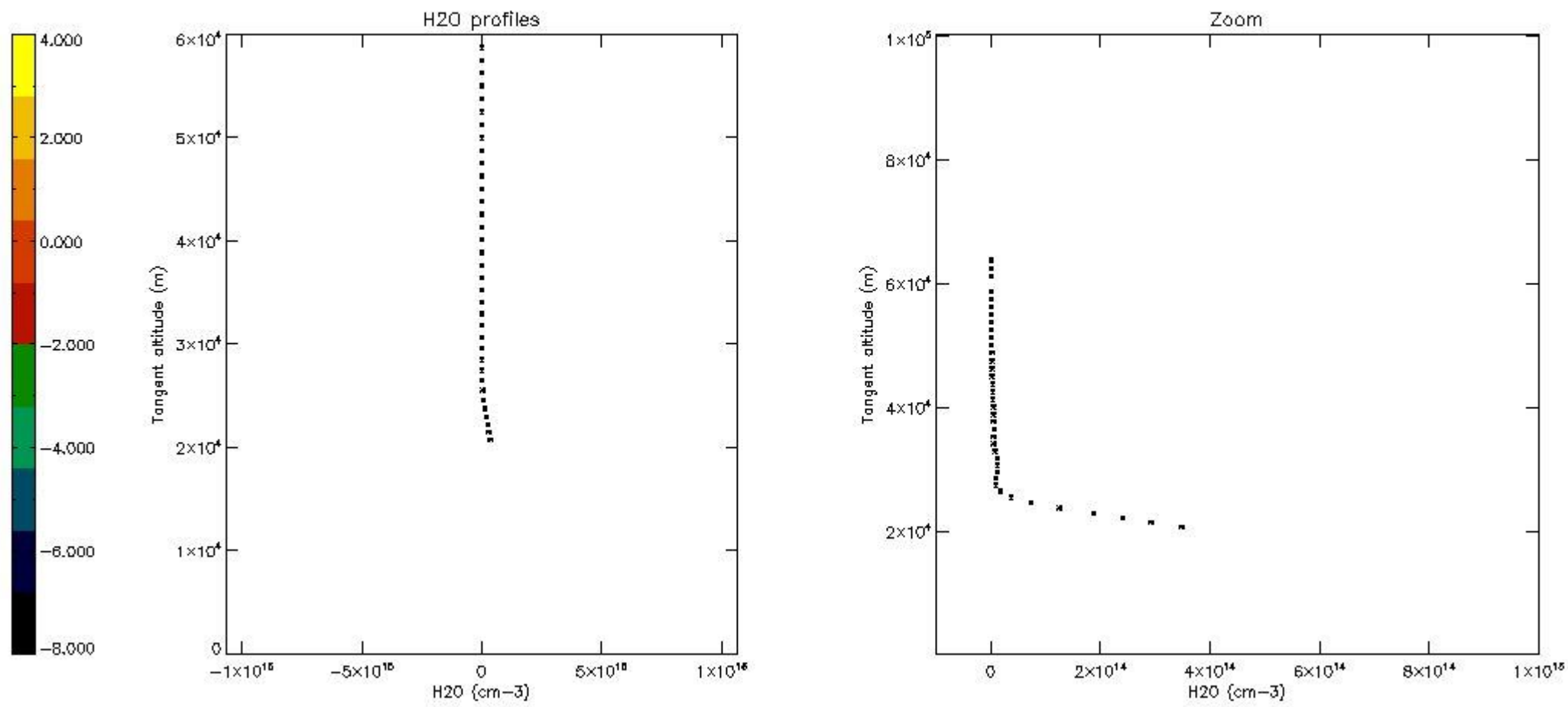
The colorbar represents the latitude.





5.8 Plot H2O profiles for all STD (only for occultations of stars 1,2,3,4,13,14,16,26,63 dark without errors)

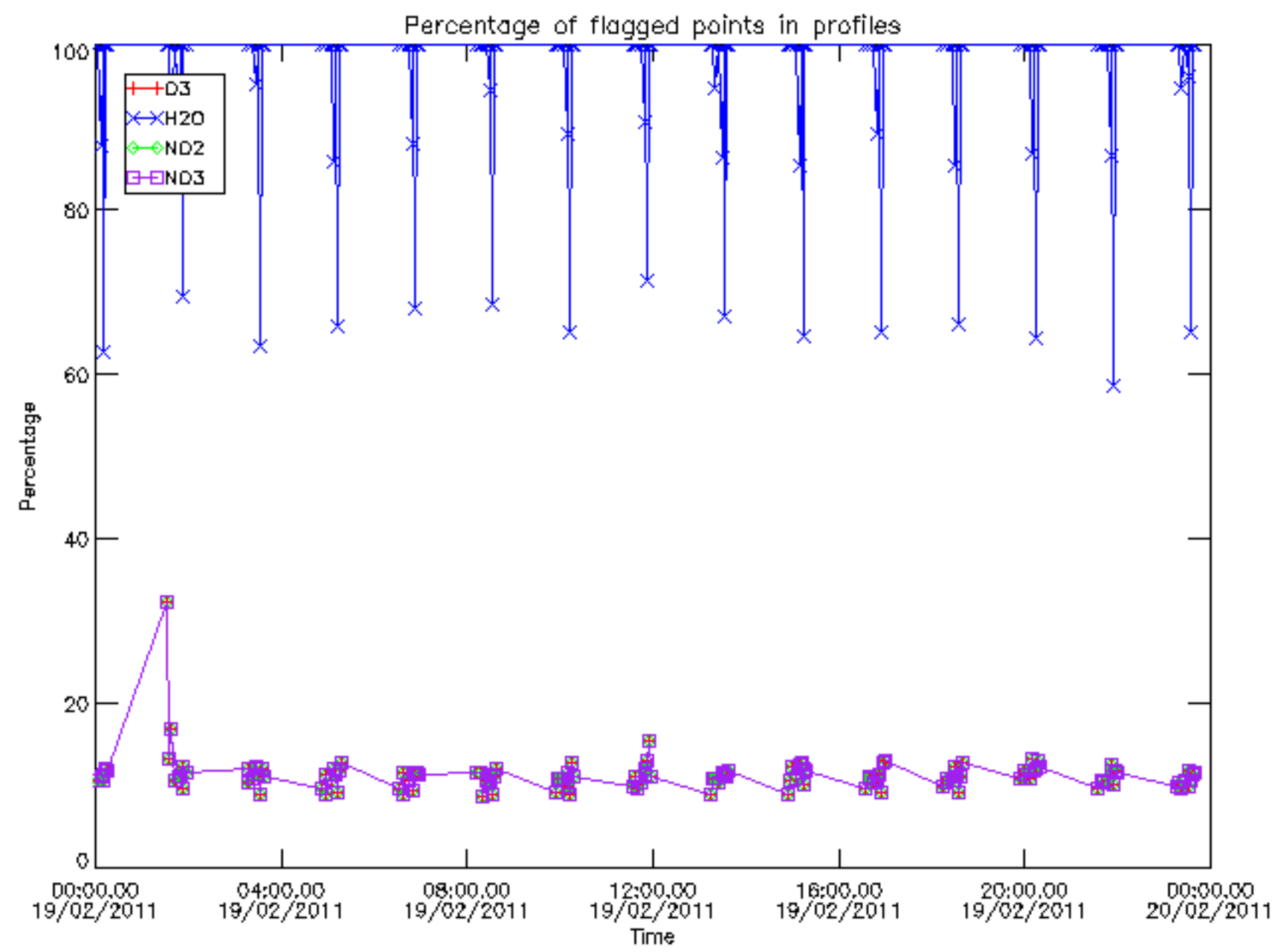
The colorbar represents the latitude.



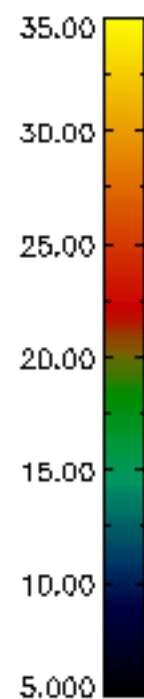
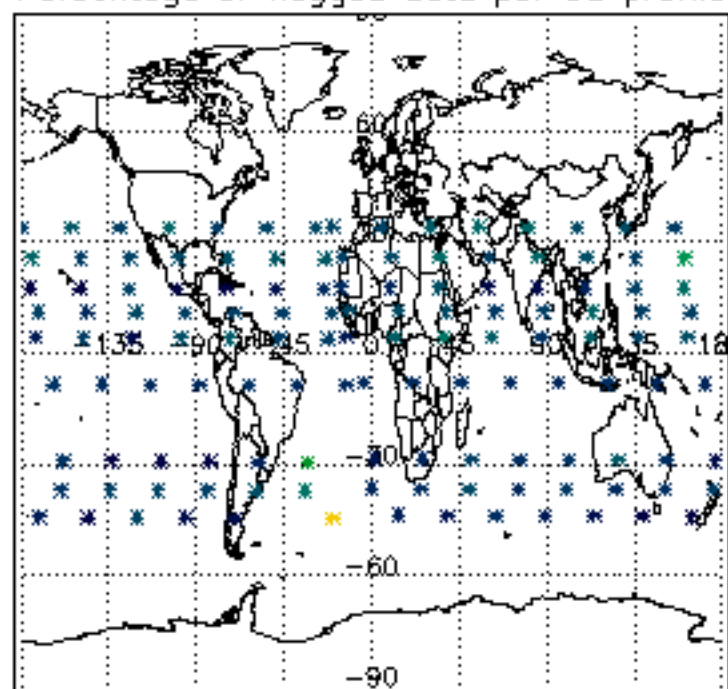
## 6. Auxiliary Data Files used for the production reported in section 2

The number reported in the third column indicates since which file (see list in section 2) the corresponding auxiliary file has been used. The fourth column is the date of those product files.

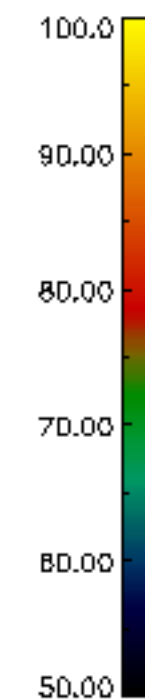
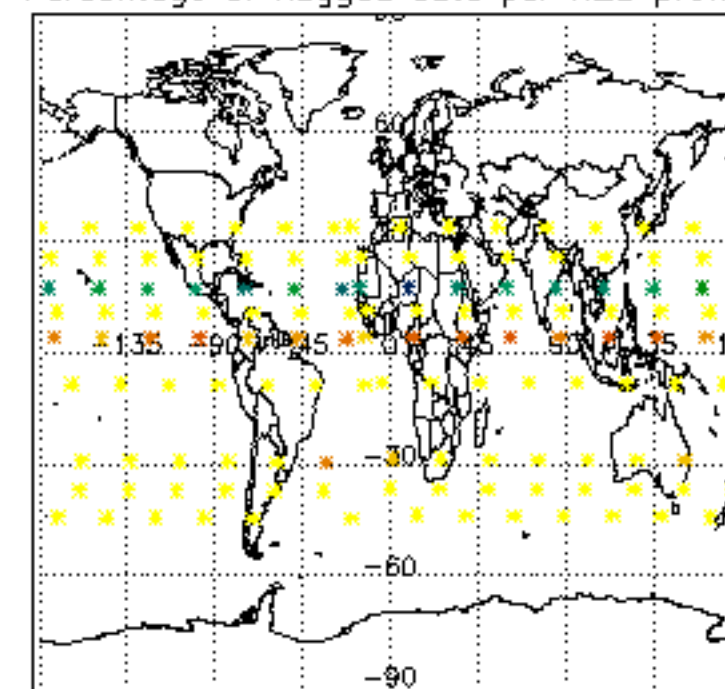
Type	Auxiliary Filename	Used since product	Used since product date
INST_PHYS_CHARACTERISTICS	GOM_INS_AXVIEC20091111_143220_20030716_120000_20500101_000000	1	19-FEB-2011 00:02:52
LEVEL-2_PROC_CONFIG	GOM_PR2_AXVIEC20091111_152718_20020301_000000_20500101_000000	1	19-FEB-2011 00:02:52
CROSS_SECTIONS_FILE	GOM_CRS_AXVIEC20091111_154832_20020301_000000_20500101_000000	1	19-FEB-2011 00:02:52



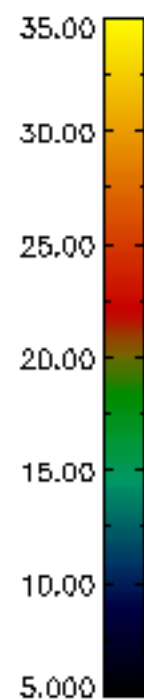
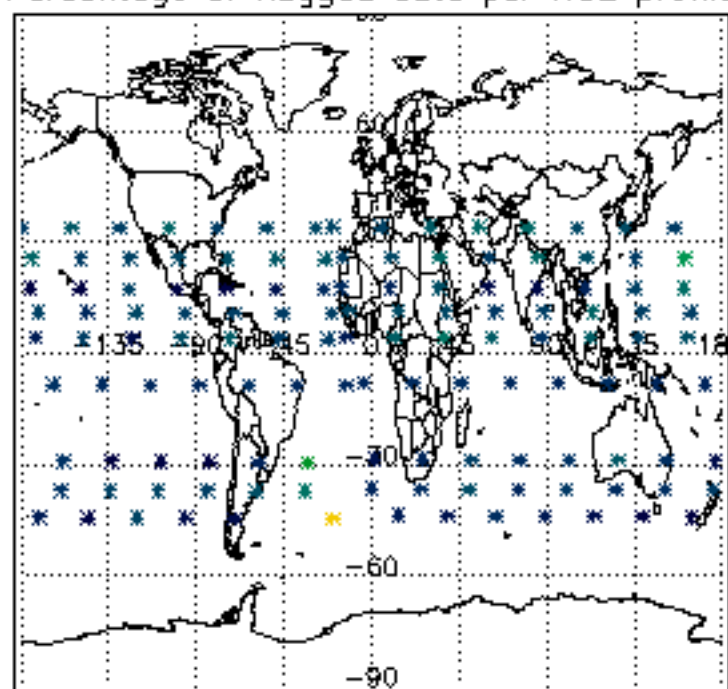
Percentage of flagged data per D3 profile



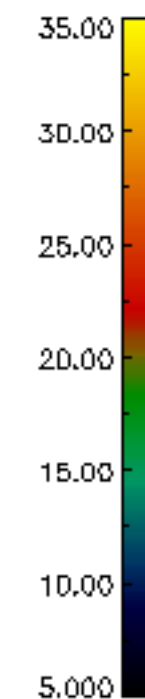
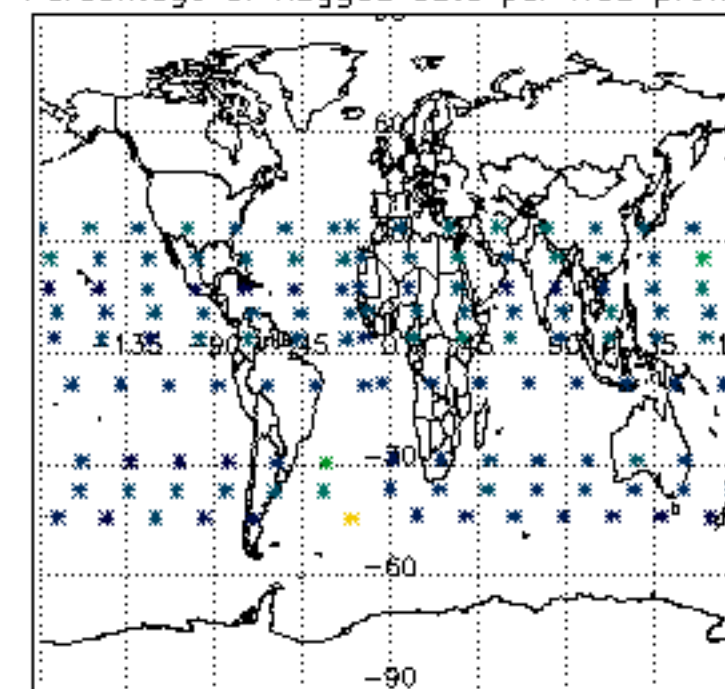
Percentage of flagged data per H2O profile



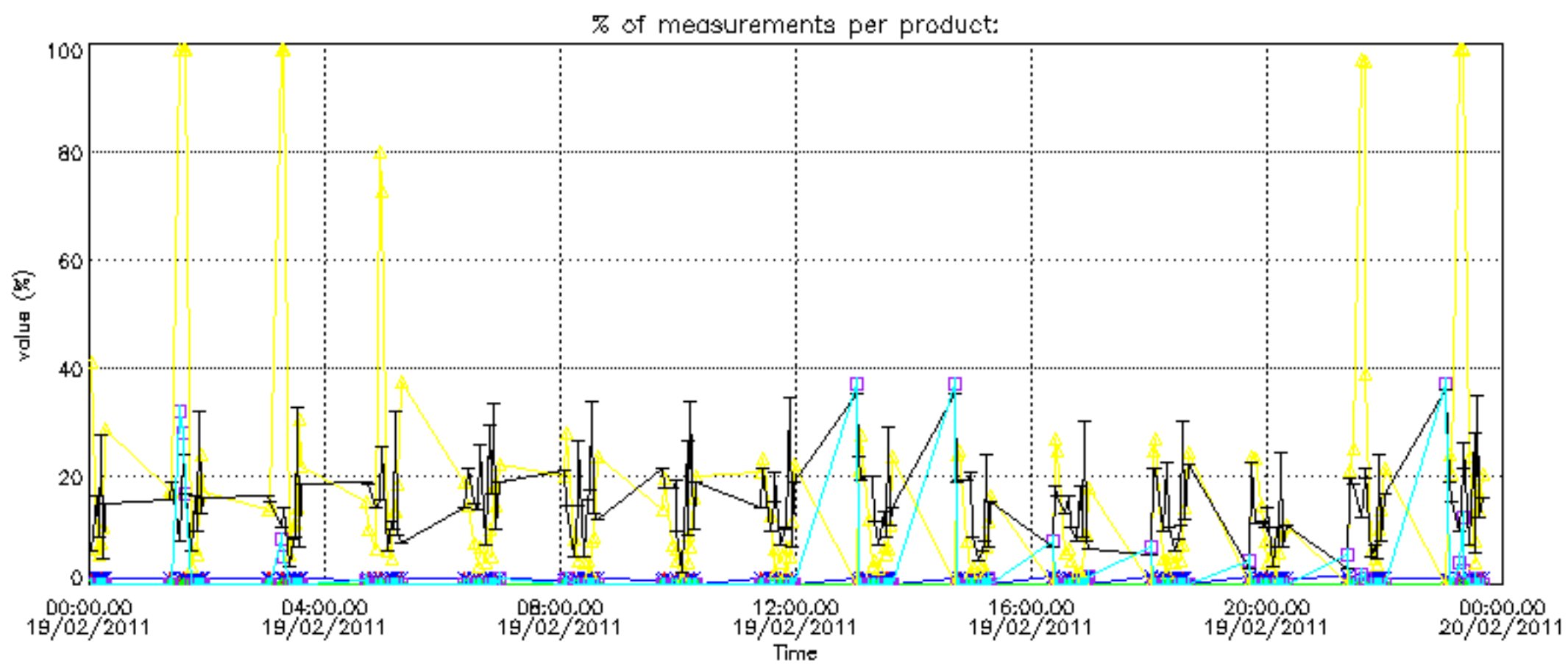
Percentage of flagged data per NO2 profile

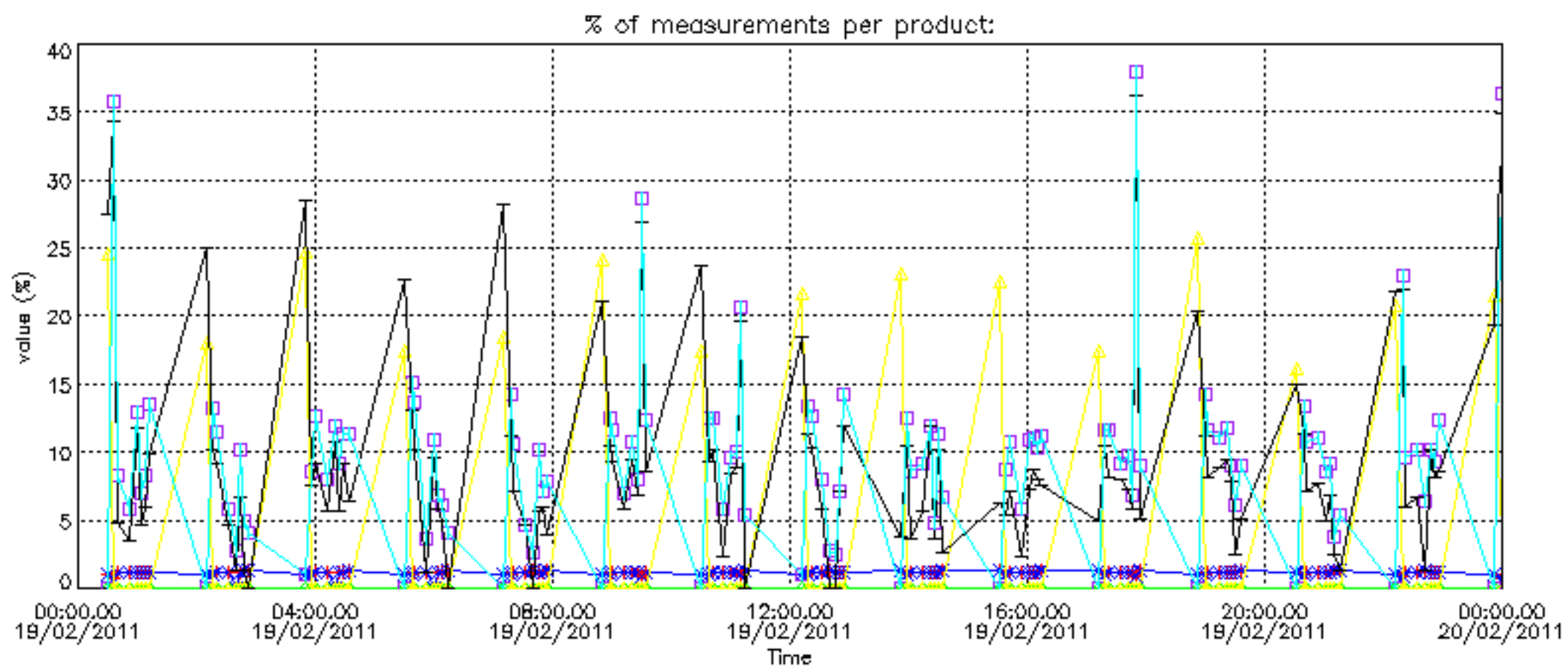


Percentage of flagged data per NO3 profile

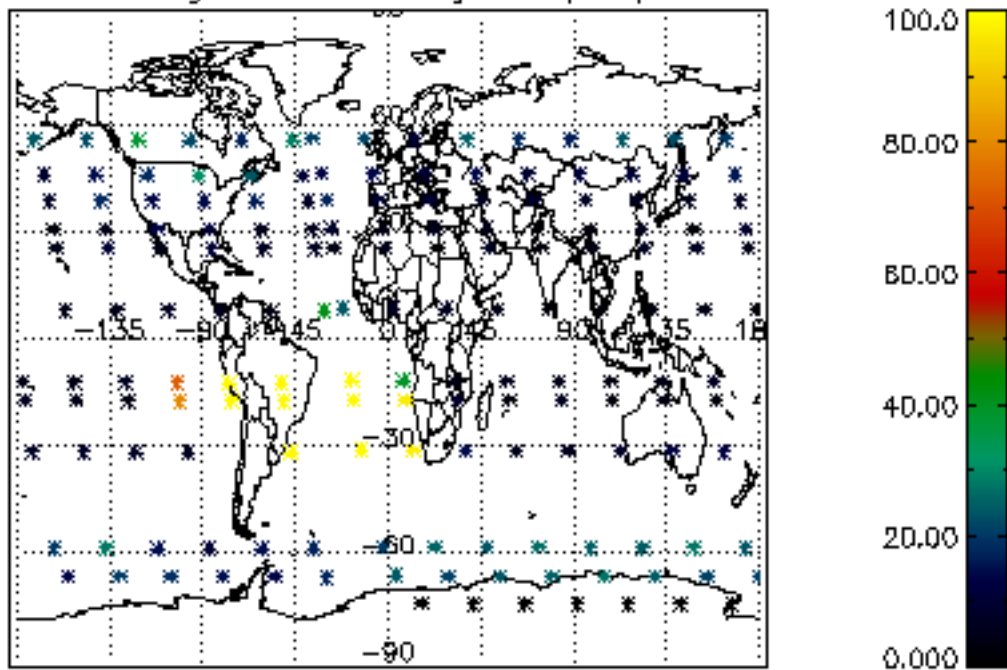




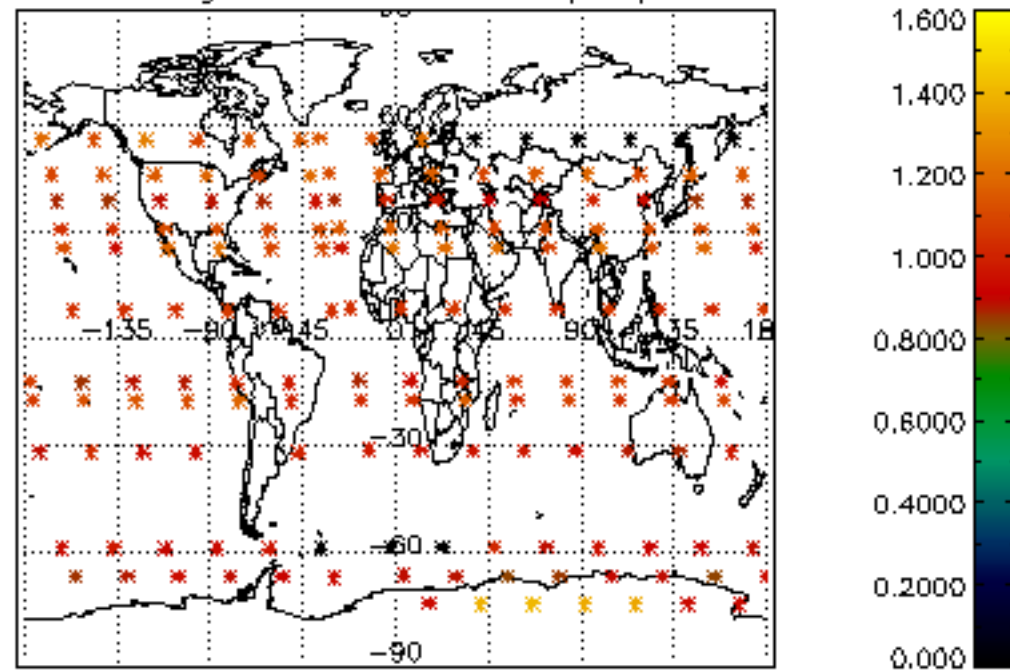




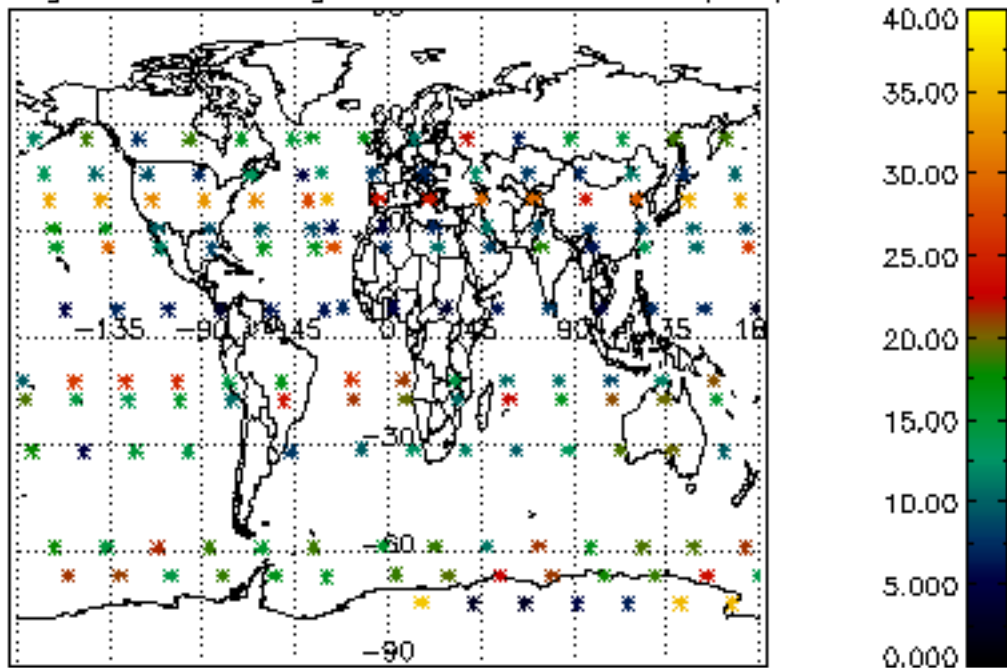
Percentage of cosmic ray hits per profile



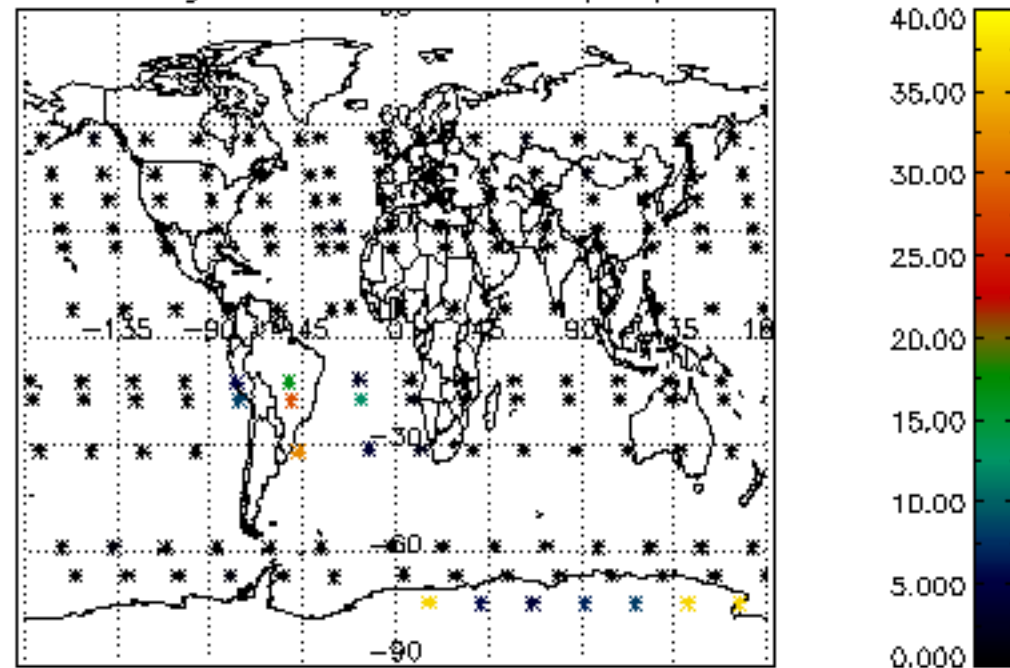
Percentage of datation errors per profile



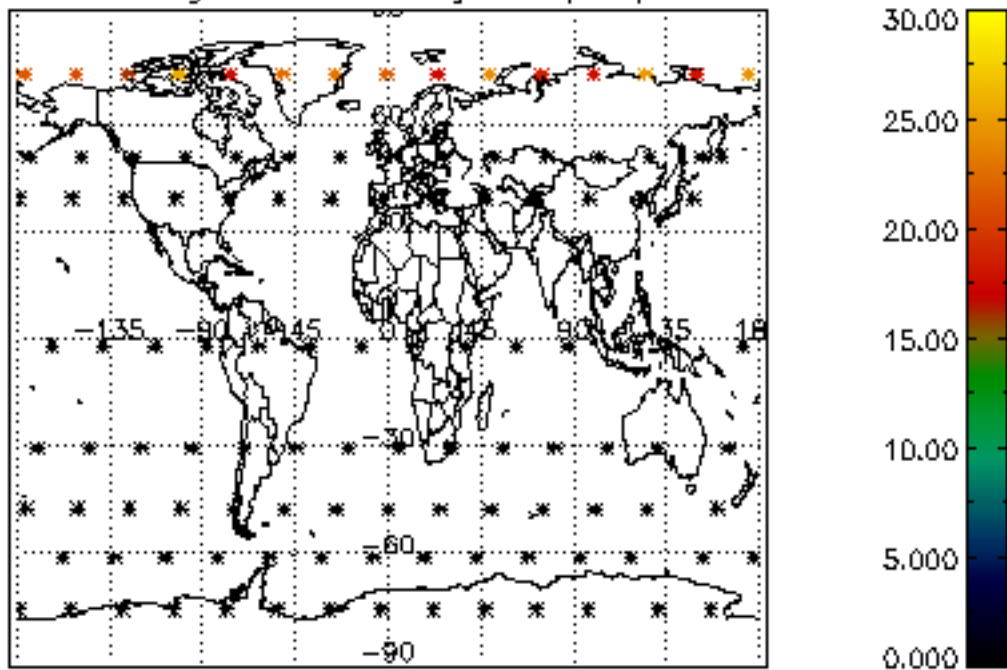
Percentage of star falling outside central band per profile



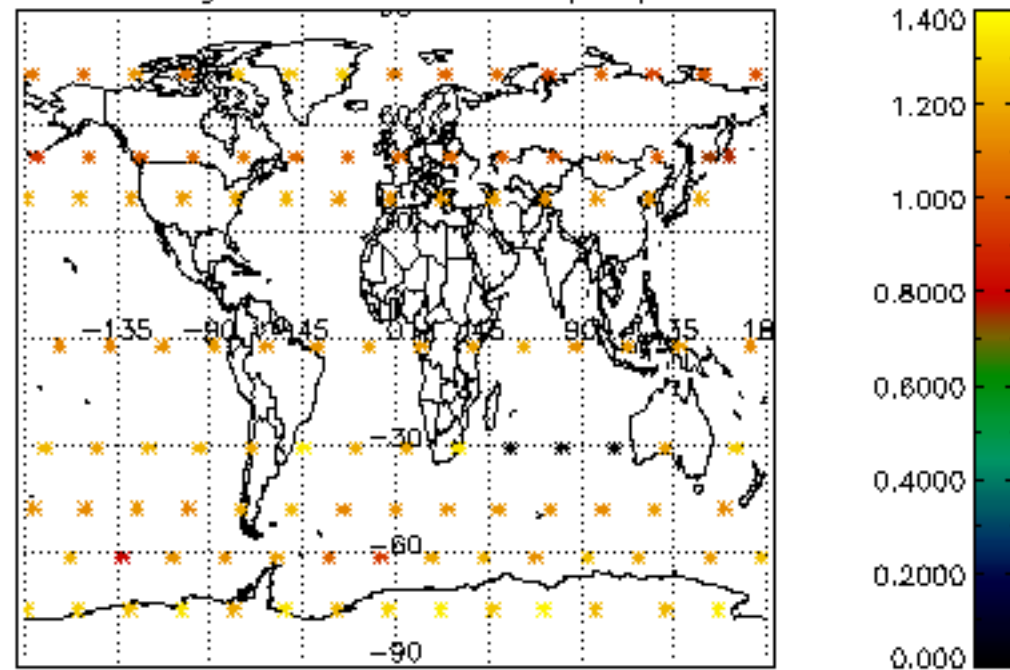
Percentage of saturation errors per profile



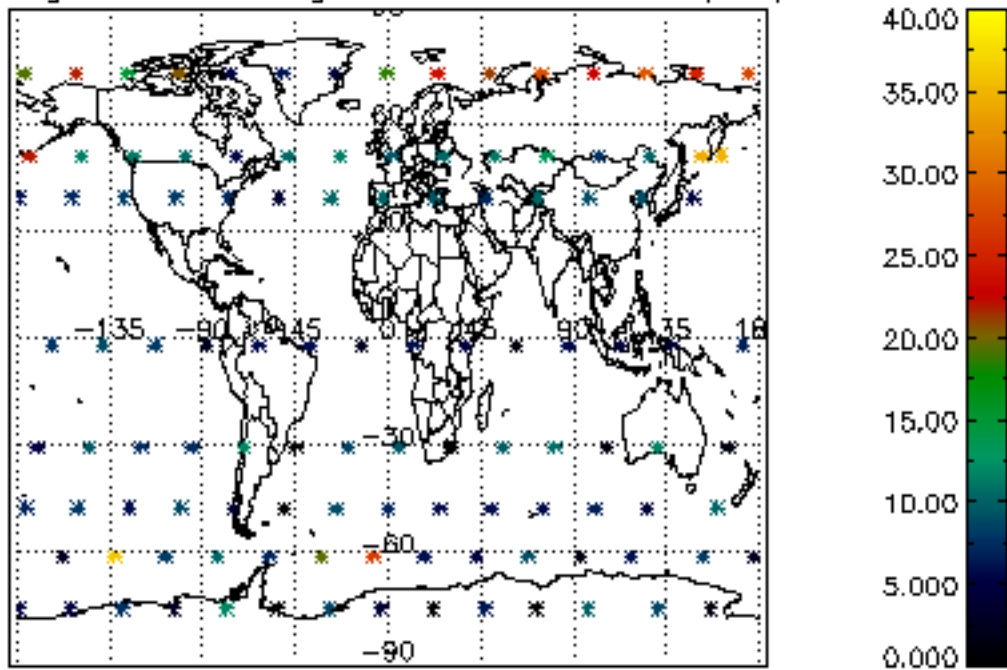
Percentage of cosmic ray hits per profile



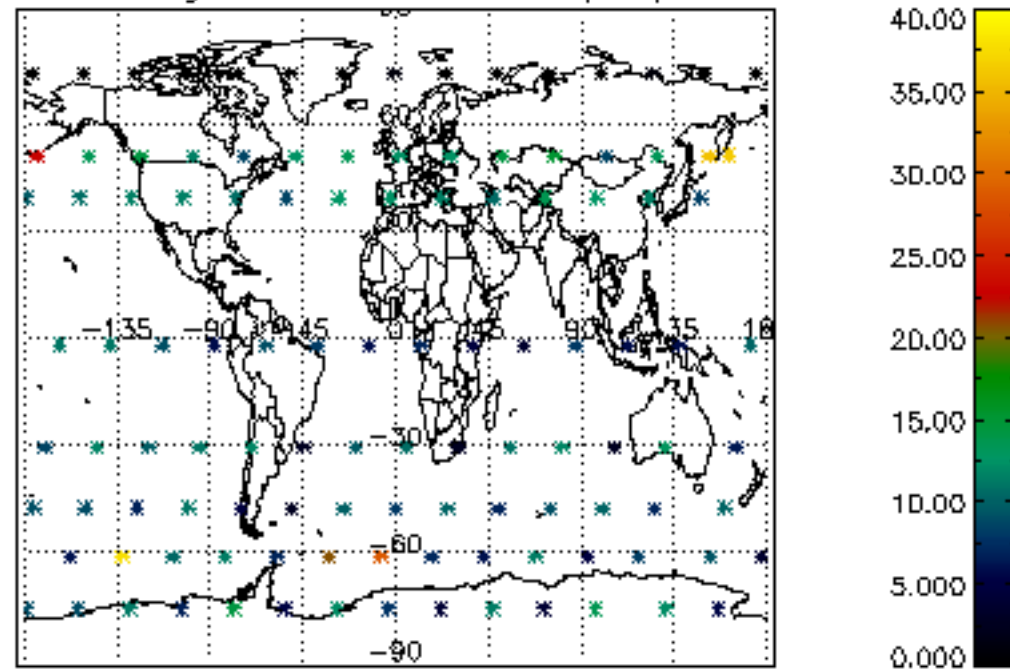
Percentage of datation errors per profile



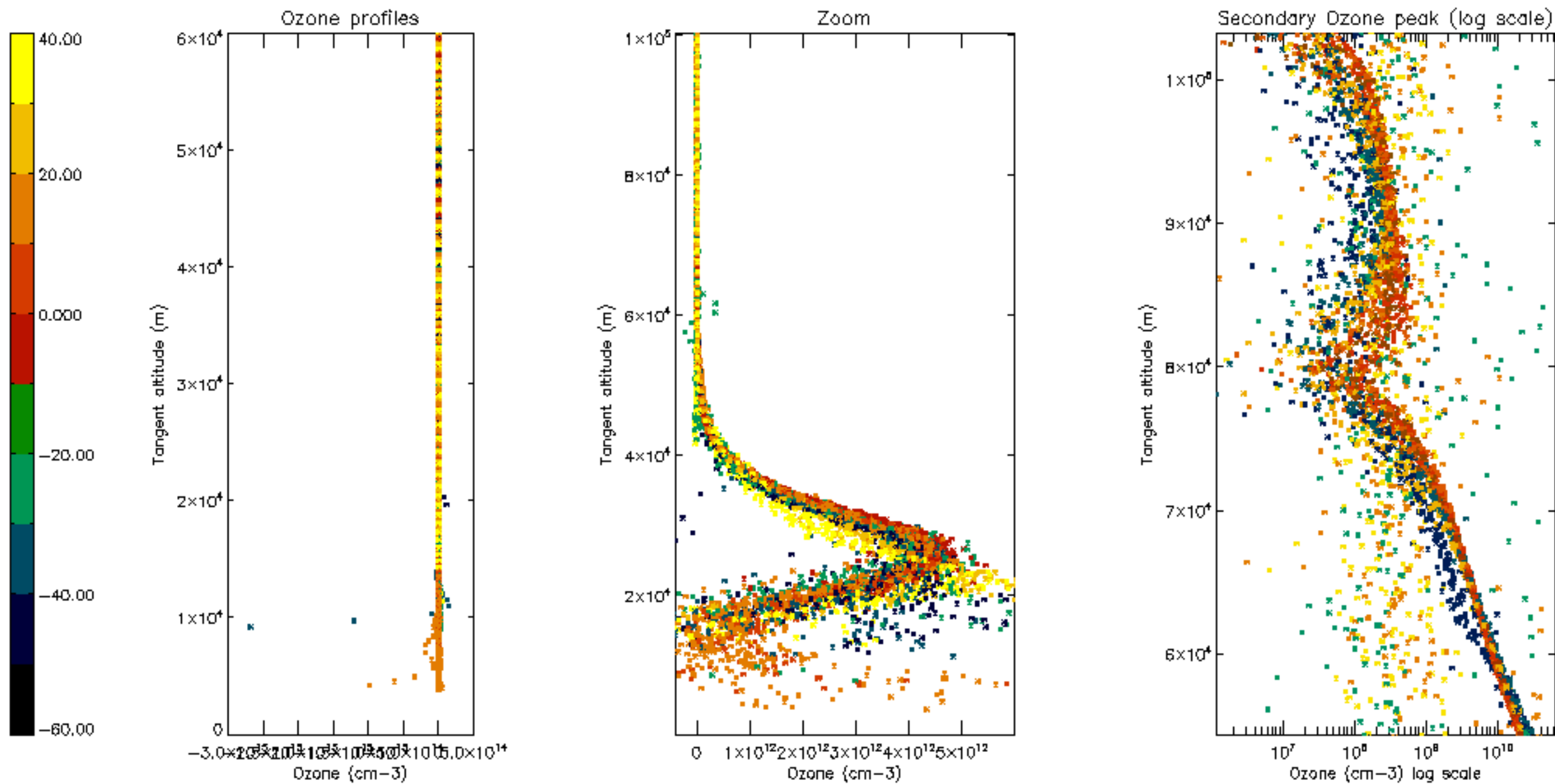
Percentage of star falling outside central band per profile

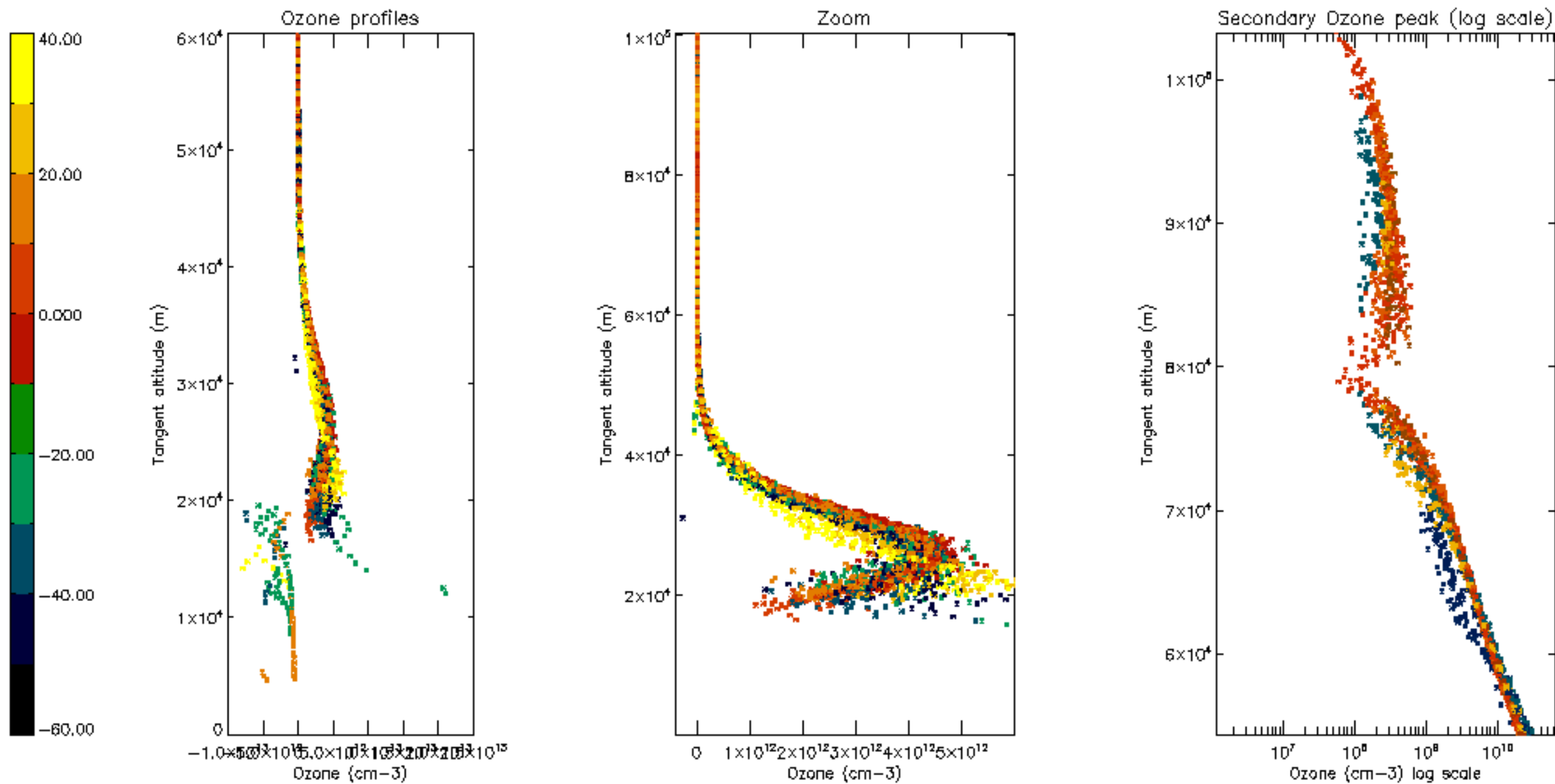


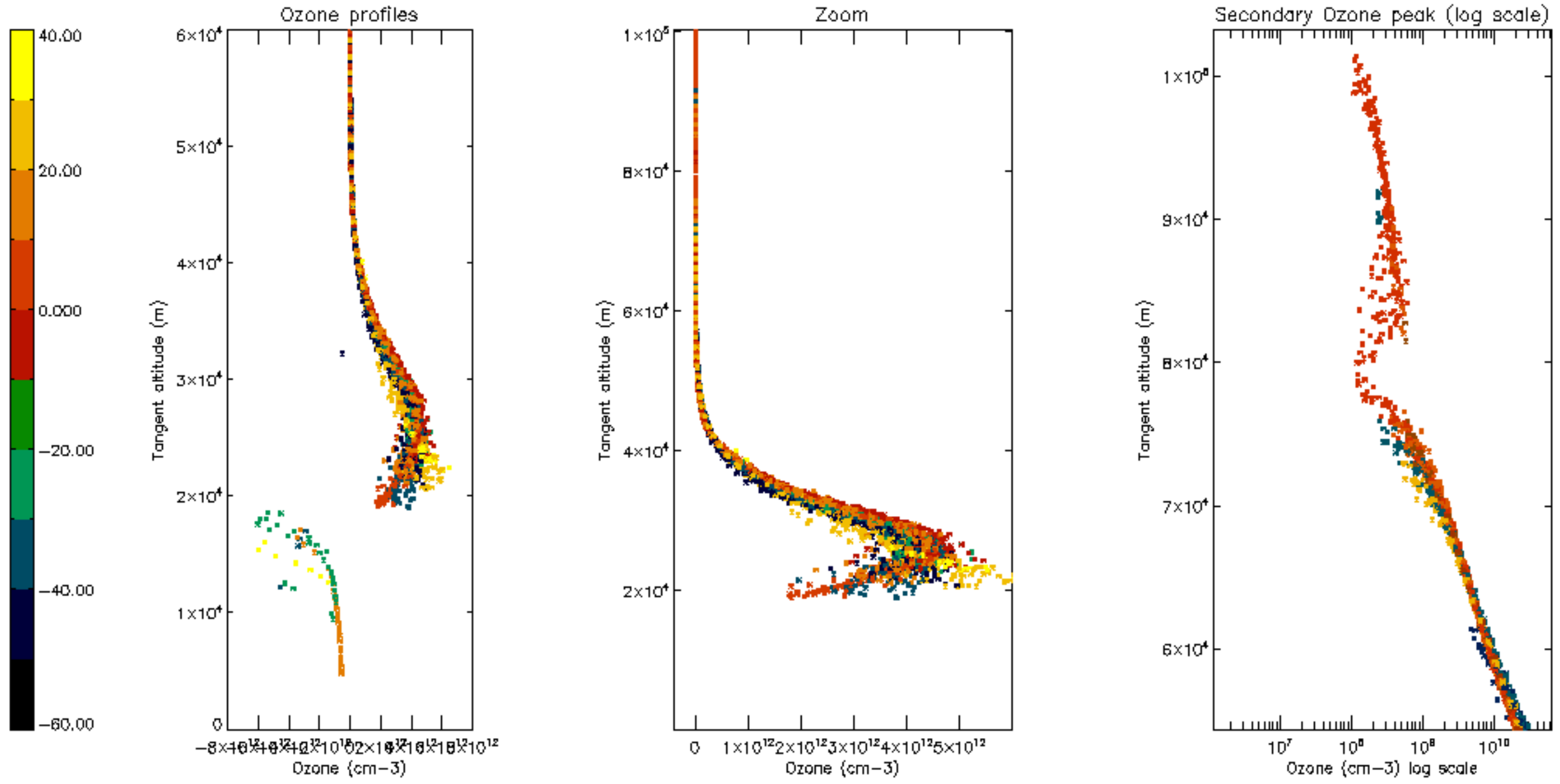
Percentage of saturation errors per profile

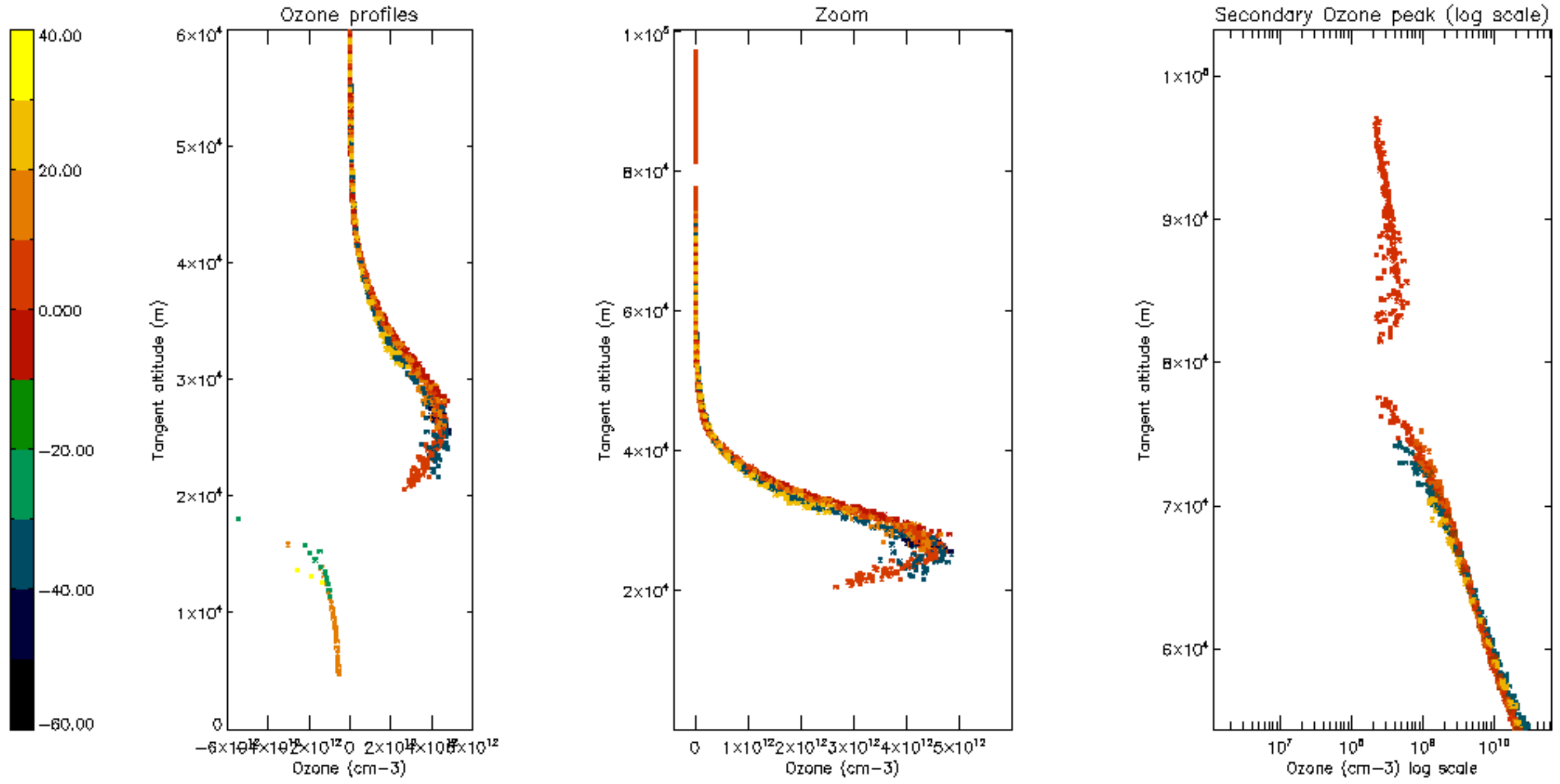




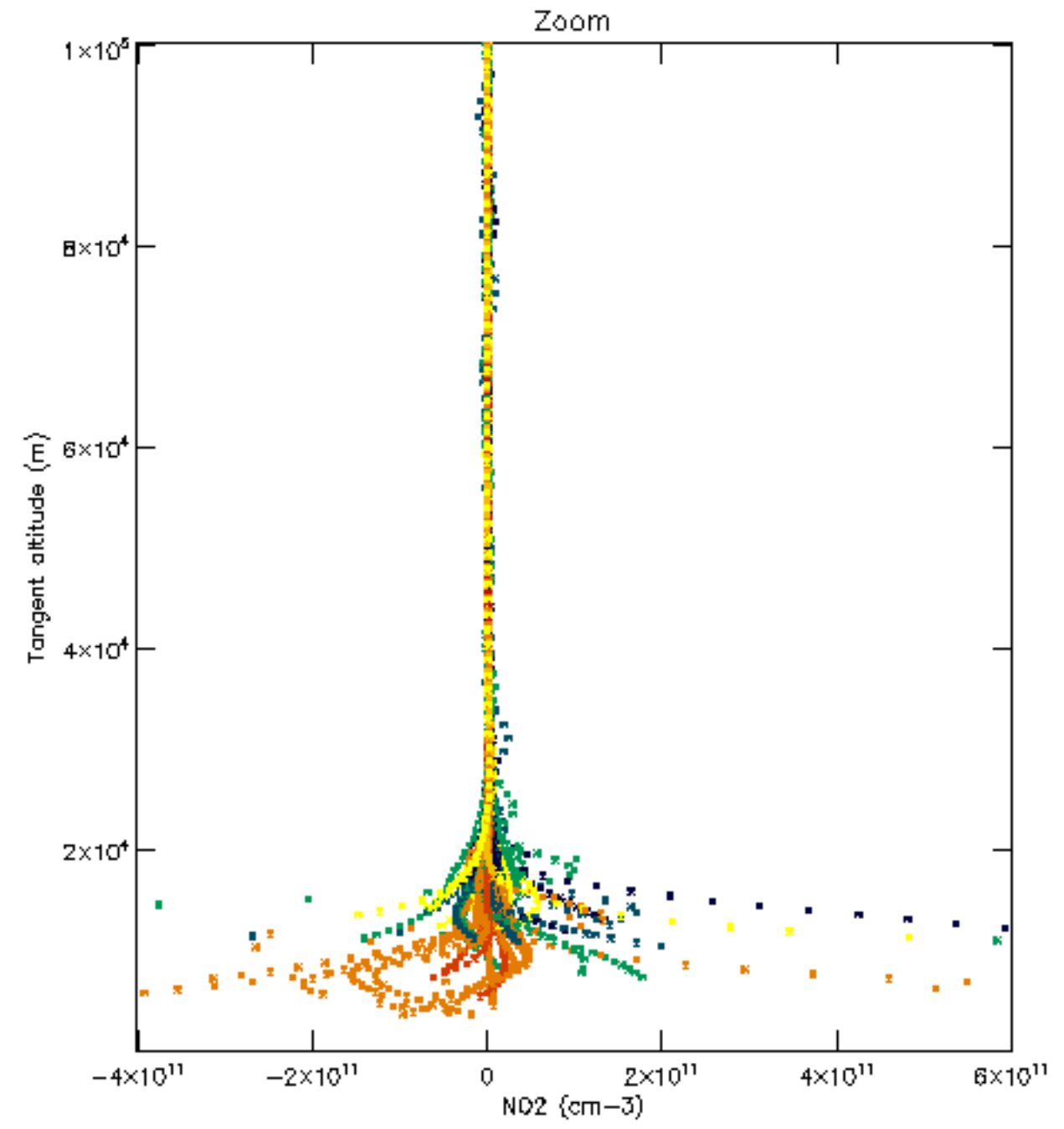
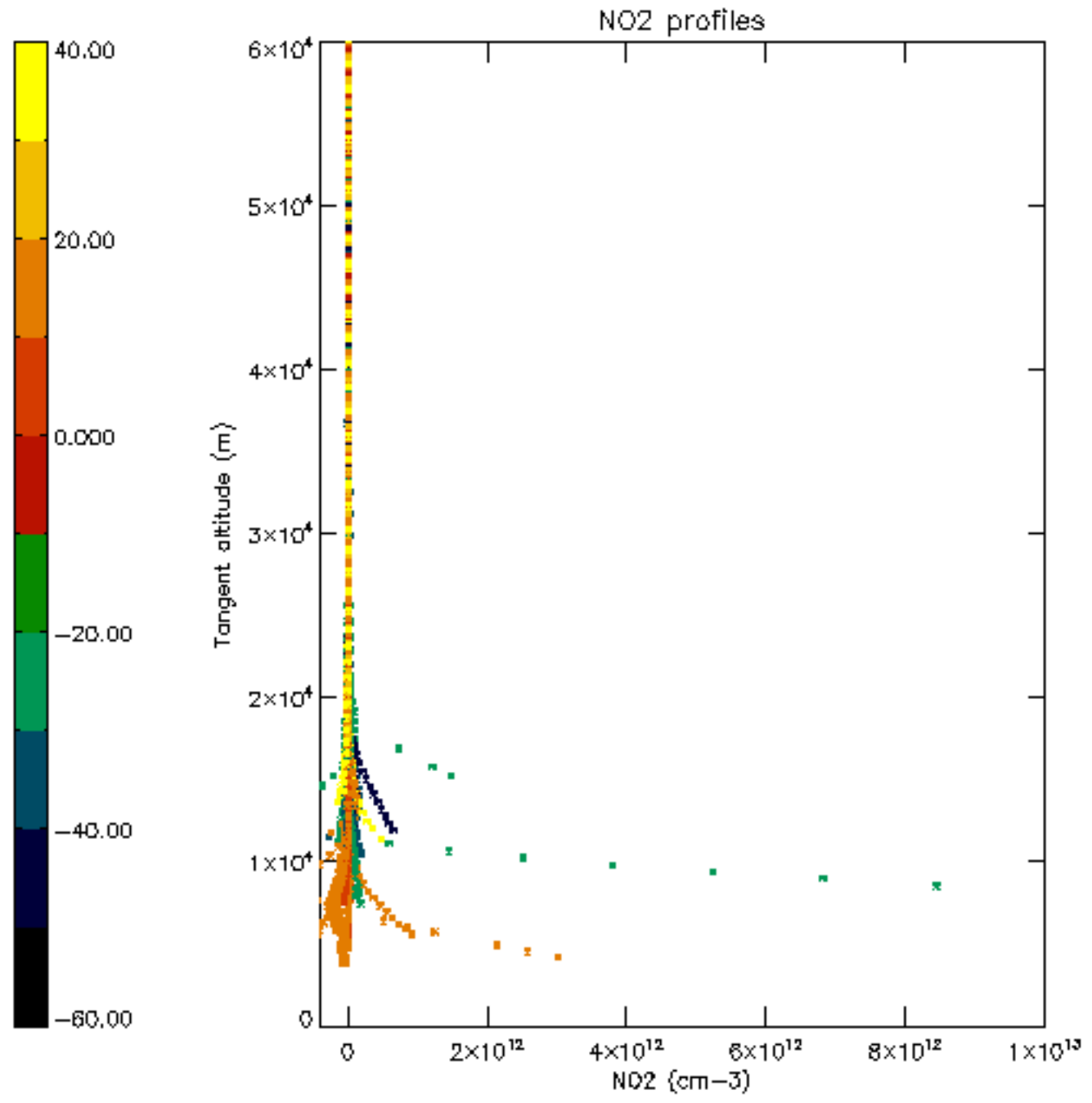


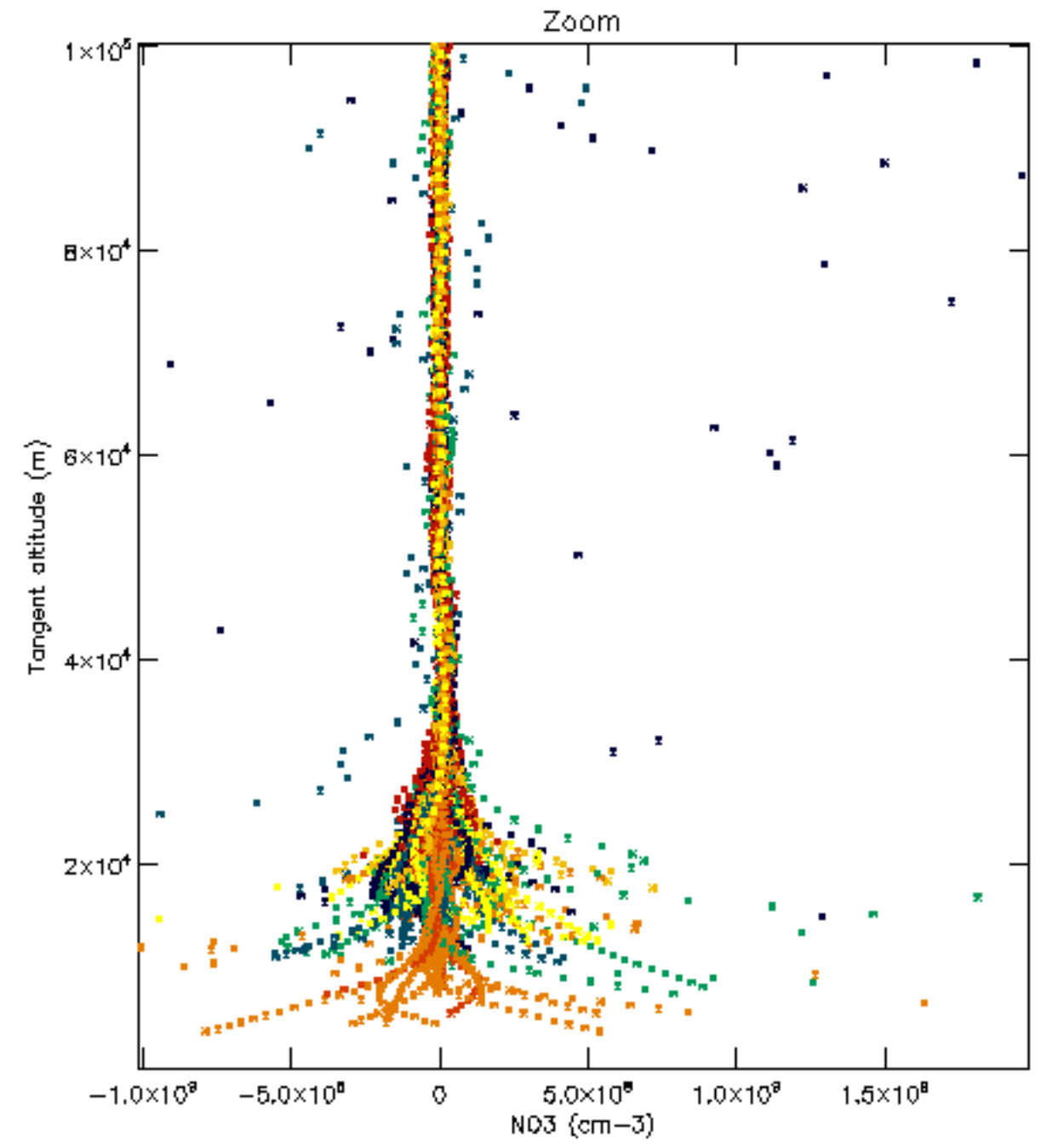
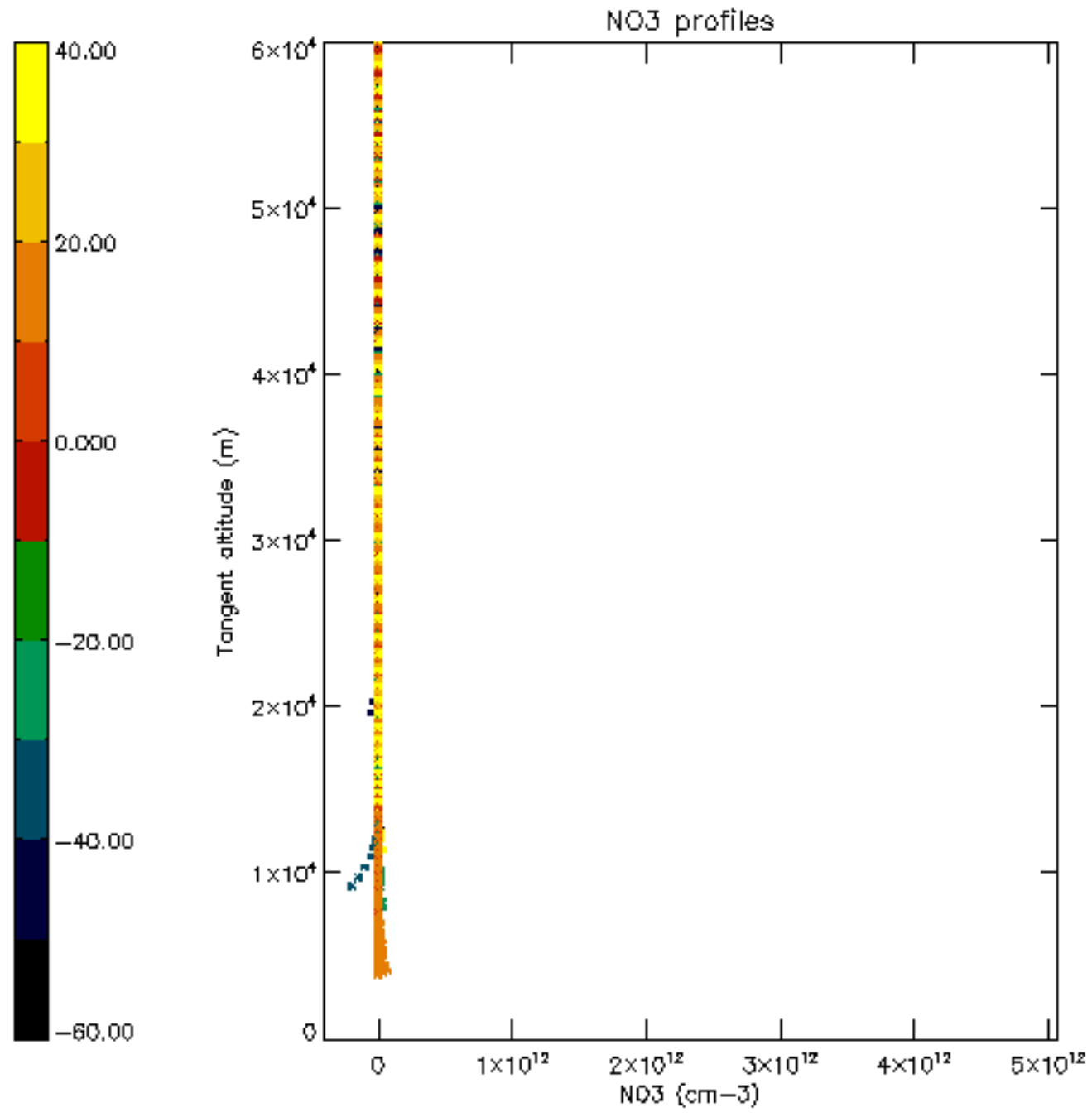


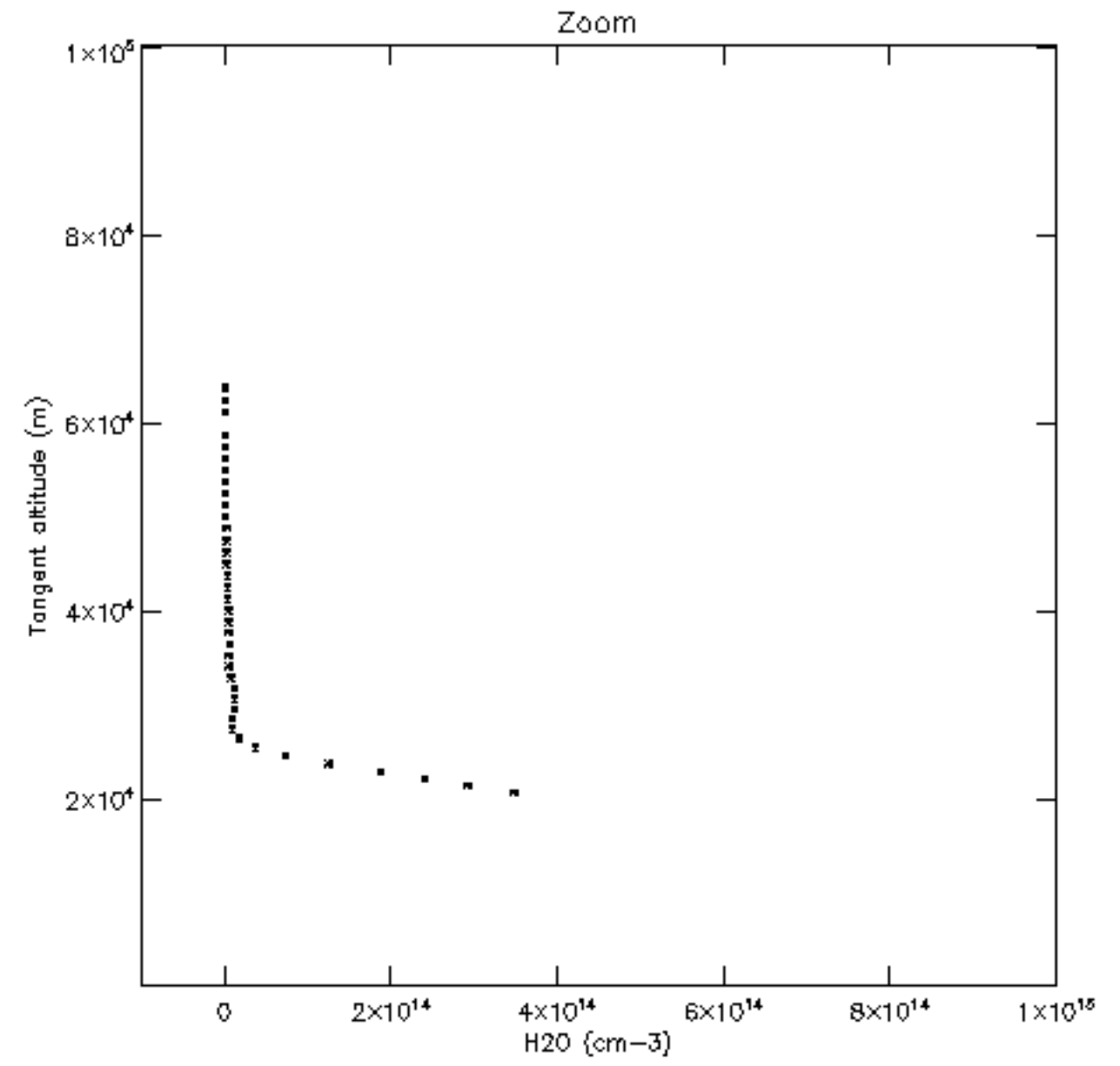
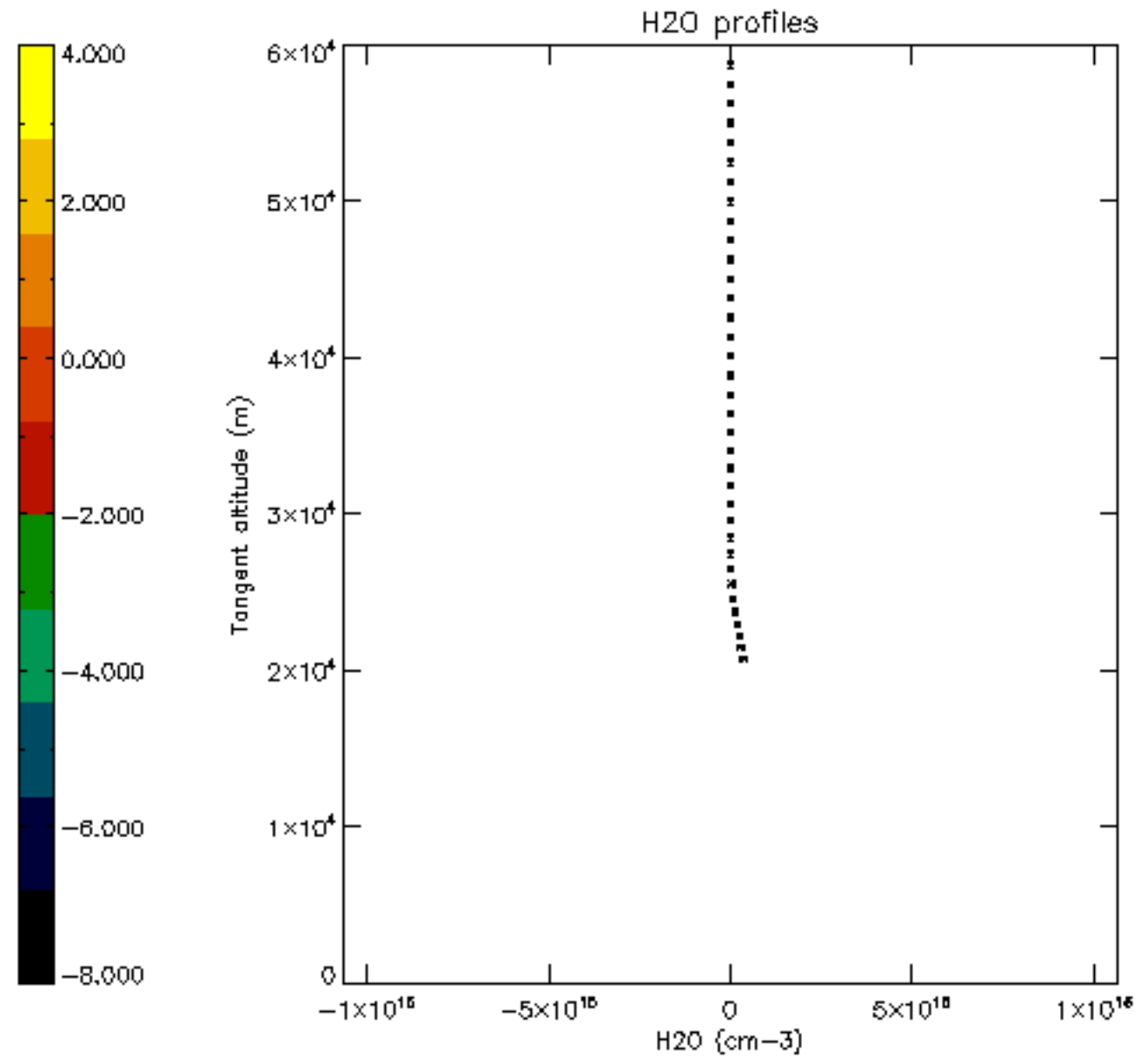




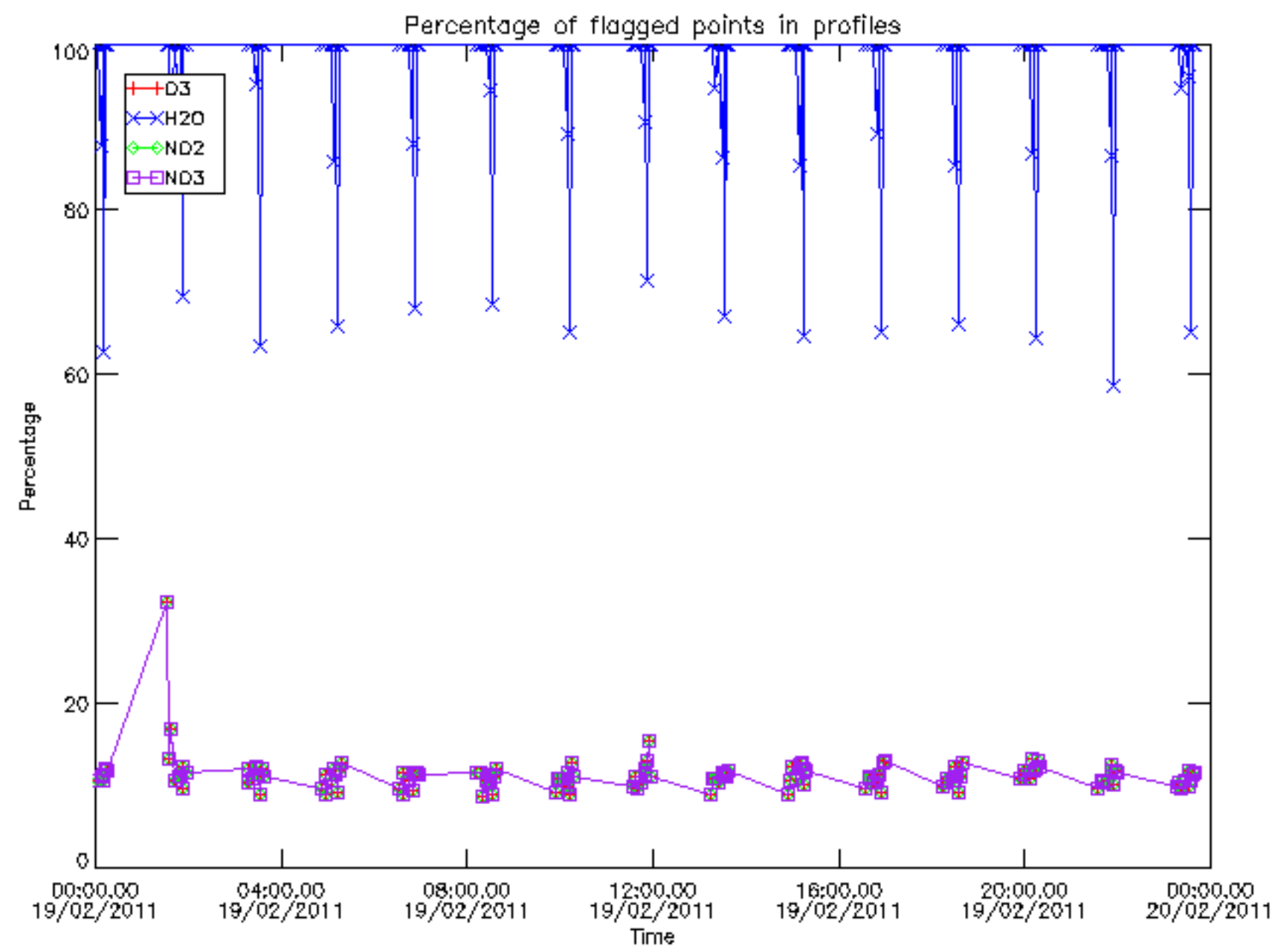




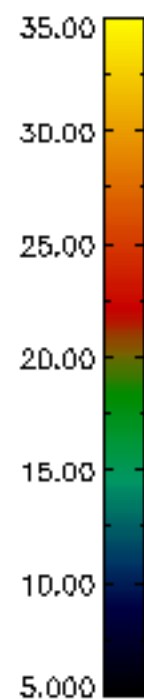
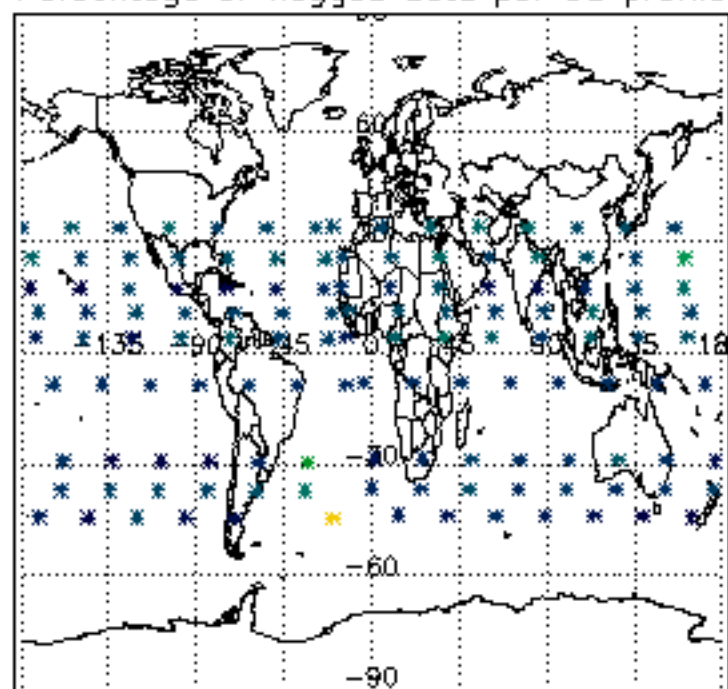




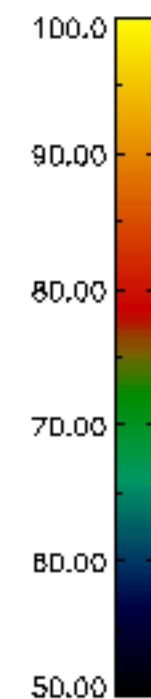
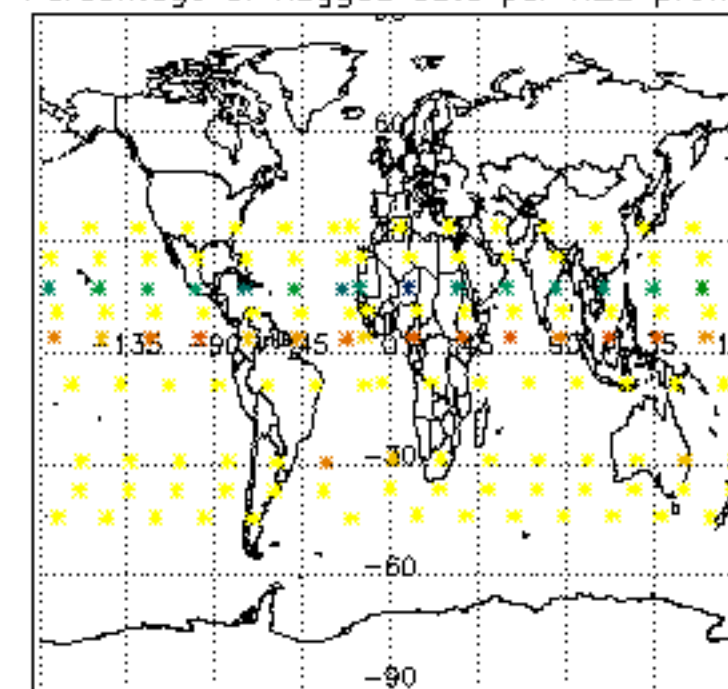




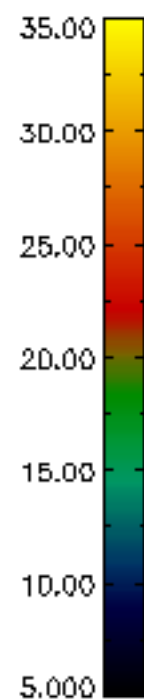
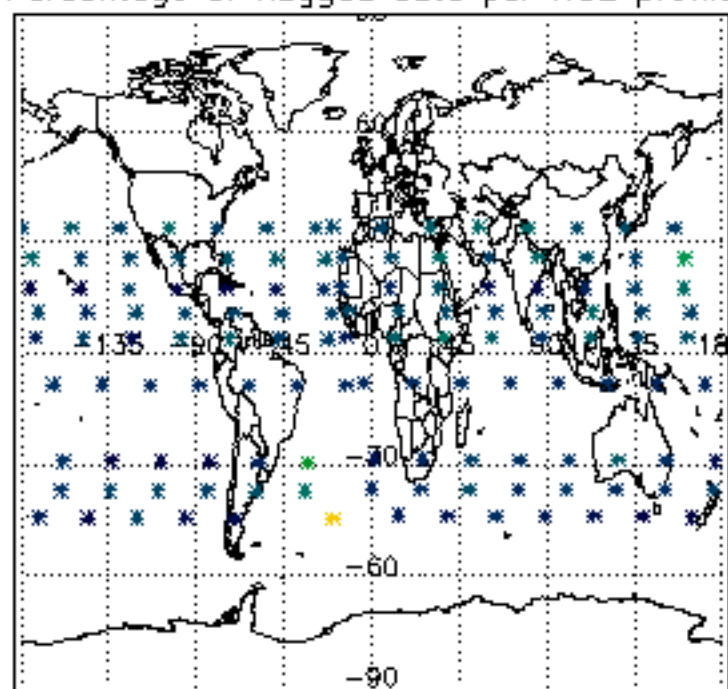
Percentage of flagged data per D3 profile



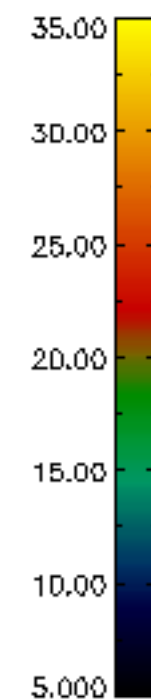
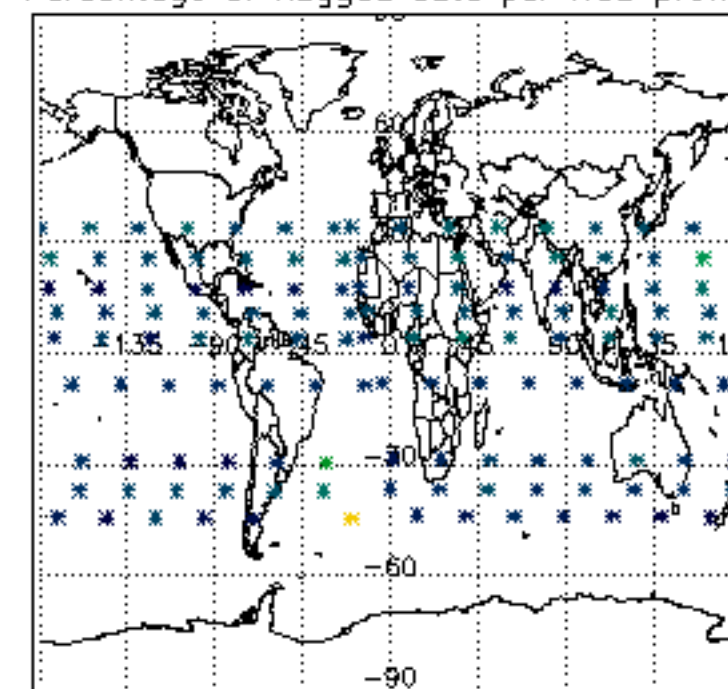
Percentage of flagged data per H2O profile

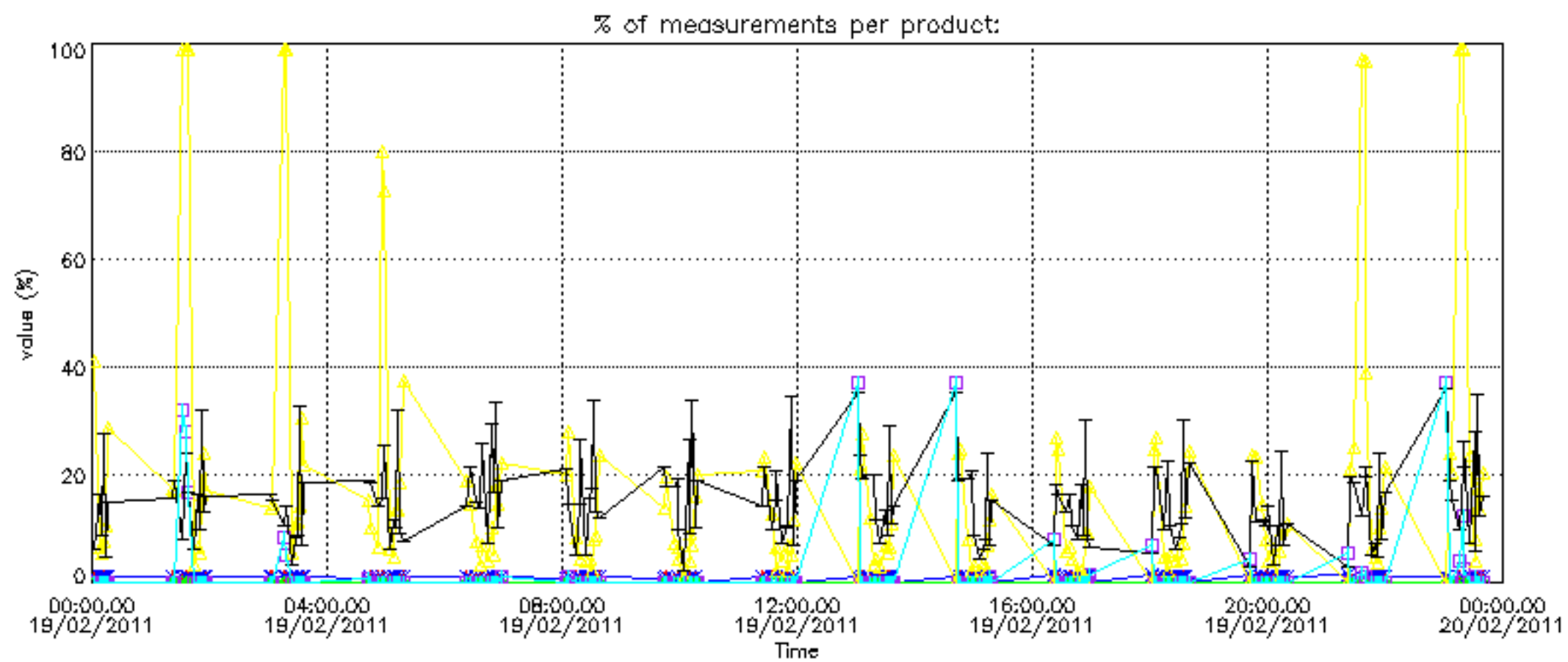


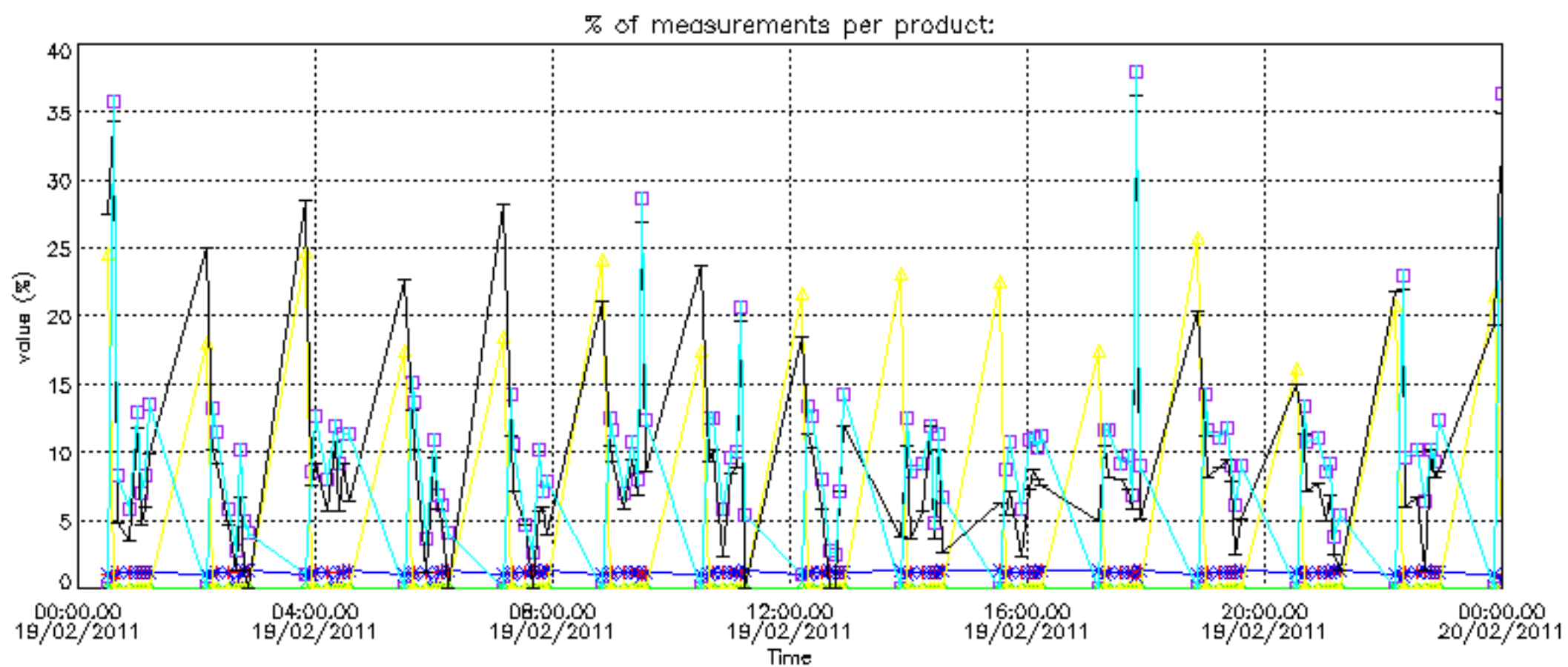
Percentage of flagged data per NO2 profile



Percentage of flagged data per NO3 profile

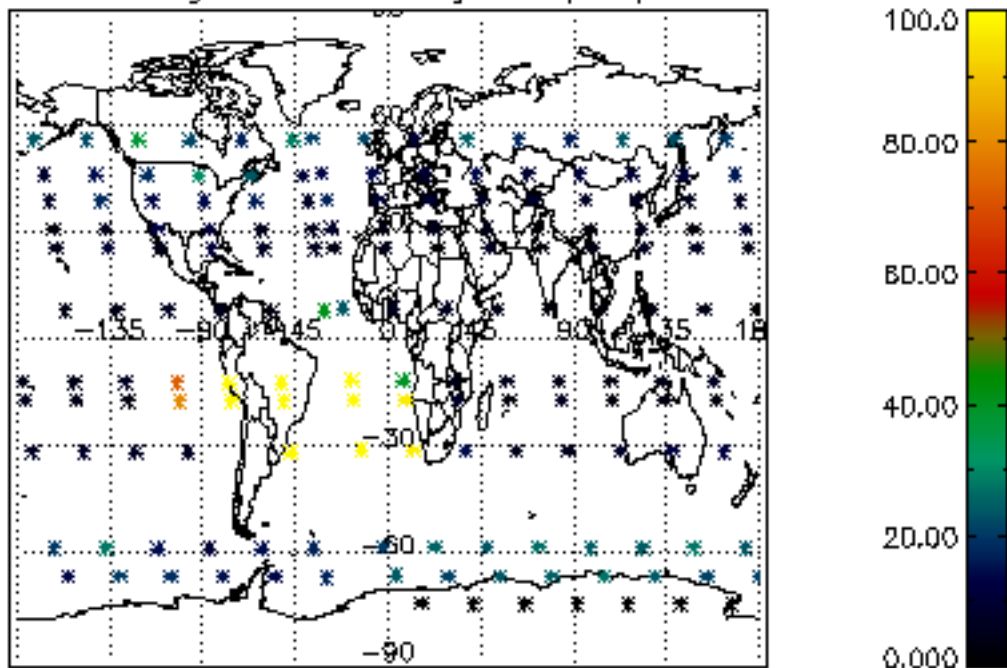




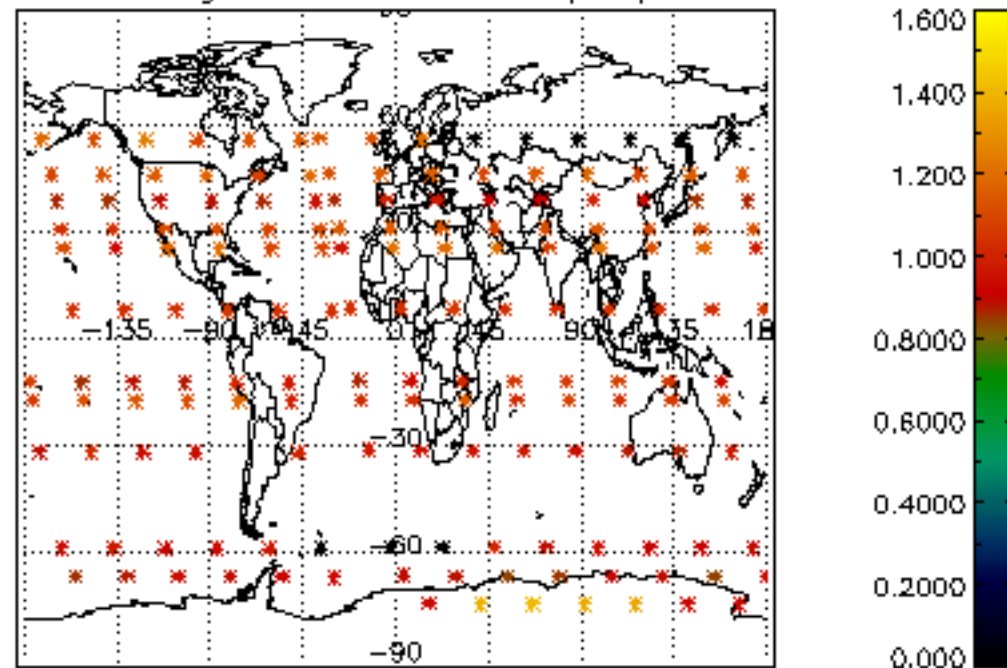




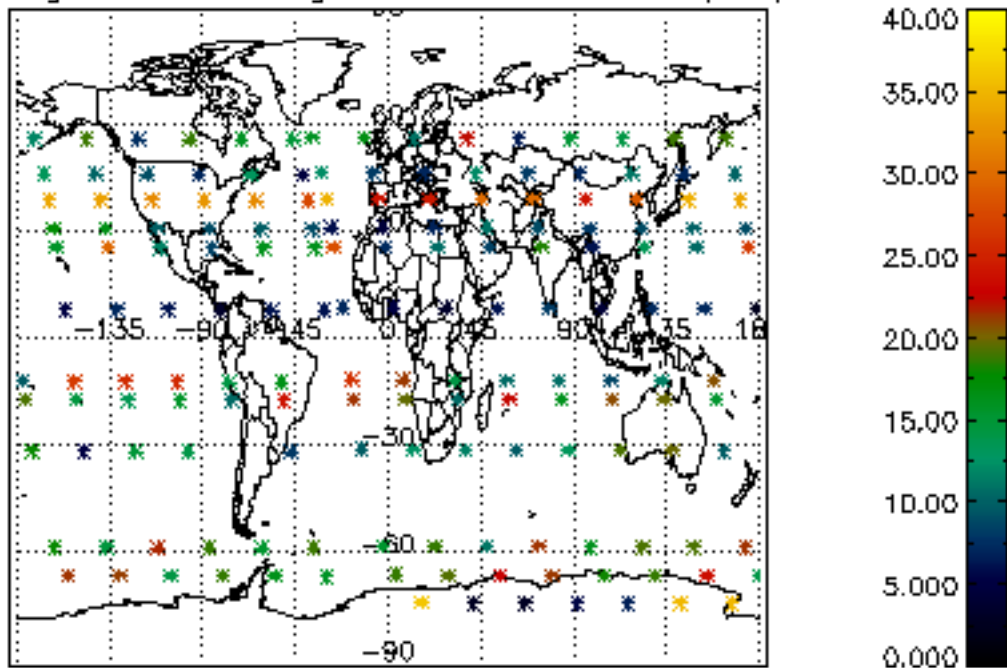
Percentage of cosmic ray hits per profile



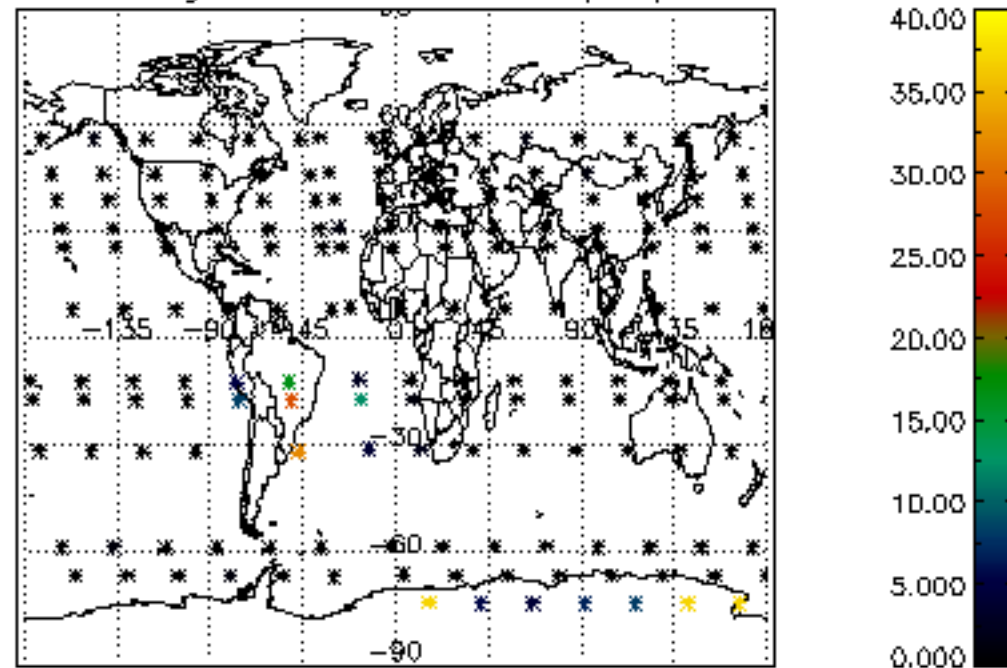
Percentage of datation errors per profile



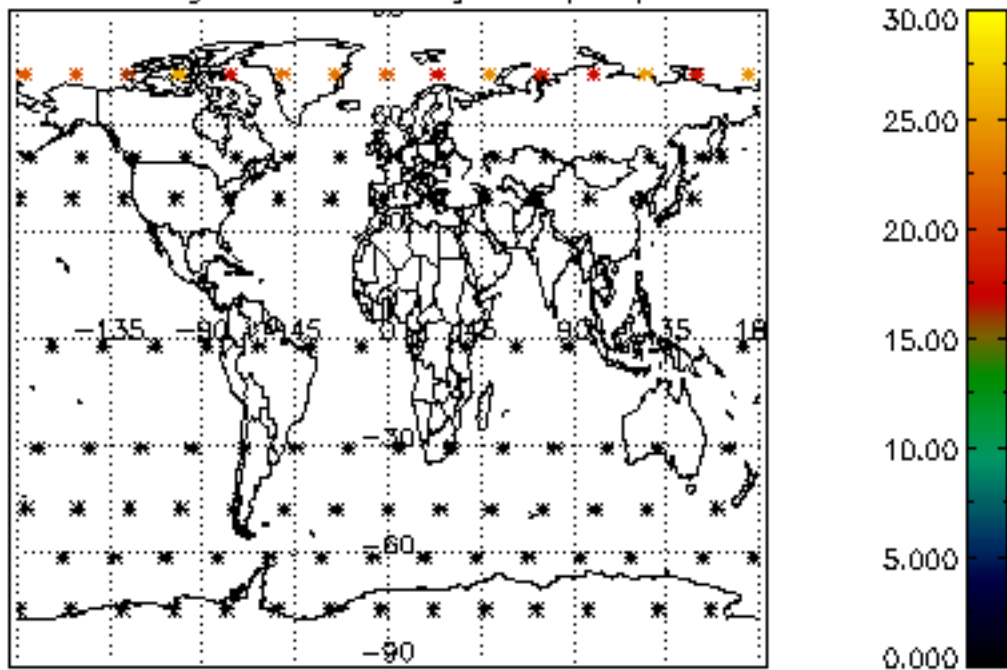
Percentage of star falling outside central band per profile



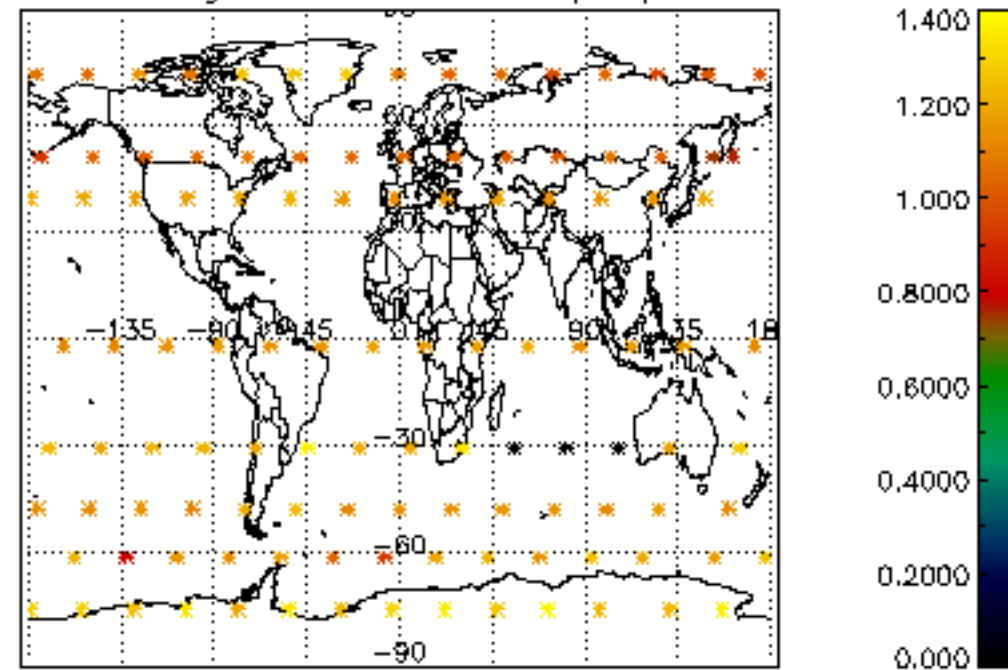
Percentage of saturation errors per profile



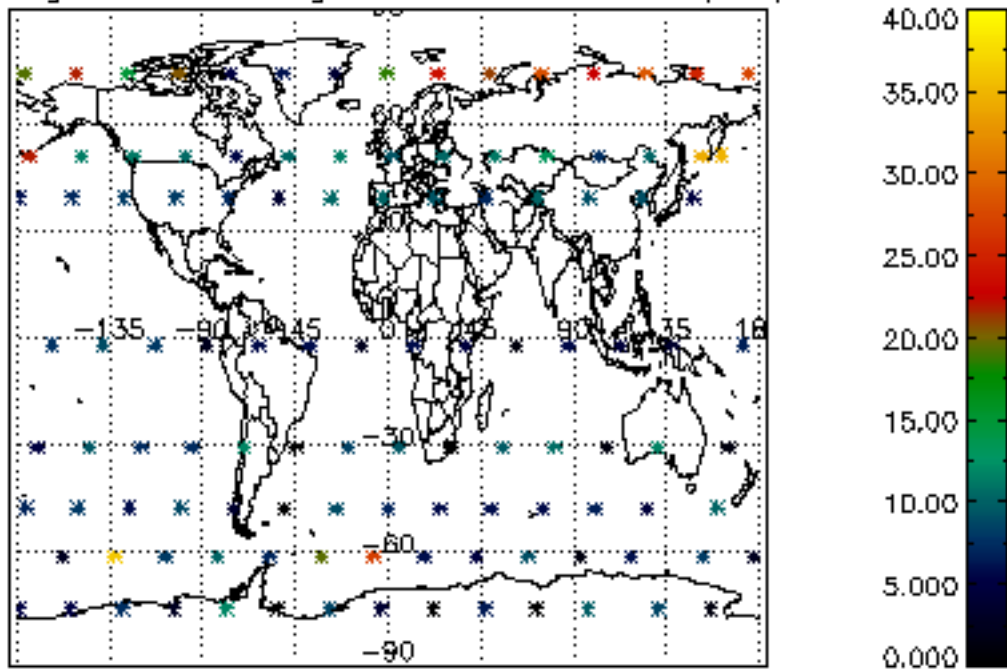
Percentage of cosmic ray hits per profile



Percentage of datation errors per profile



Percentage of star falling outside central band per profile



Percentage of saturation errors per profile

