

GOMOS Level 2 Daily Report

SUMMARY

[1. General Info](#)

[2. Summary of processed GOM_NL_2P products](#)

[3. Level 2 Quality information per product](#)

[3.1 Plot of level 2 quality information per product \(time dependant\)](#)

[3.2 Plot of level 2 quality information per product \(world map\)](#)

[4. Level 1 Quality information per product \(stored on level 2 products\)](#)

[4.1 Plot of level 1 quality information per product \(time dependant\)](#)

[4.1.1 Plot of level 1 quality information per product \(time dependant\): ASCENDING](#)

[4.1.2 Plot of level 1 quality information per product \(time dependant\): DESCENDING](#)

[4.2 Plot of level 1 quality information per product \(world map\)](#)

[4.2.1 Plot of level 1 quality information per product \(world map\): ASCENDING](#)

[4.2.2 Plot of level 1 quality information per product \(world map\): DESCENDING](#)

[5. Ozone profiles based on quality statistics and other trace gas profiles](#)

[5.1 Ozone statistics based on quality of products](#)

[5.2 Plot ozone profiles for all STD \(dark without errors\)](#)

[5.3 Plot ozone profiles where STD < 20% \(dark without errors\)](#)

[5.4. Plot ozone profiles where STD < 10% \(dark without errors\)](#)

[5.5. Plot ozone profiles where STD < 5% \(dark without errors\)](#)

[5.6 Plot NO2 profiles for all STD \(dark without errors\)](#)

[5.7 Plot NO3 profiles for all STD \(dark without errors\)](#)

[5.8 Plot H2O profiles \(only for occultations of stars 1,2,3,4,13,14,16,26,63 dark without errors\) for all STD](#)

[6. Auxiliary Data Files used for the production reported in section 2](#)

This report presents the daily analysis on parameters extracted from GOMOS level 2 data (GOM_NL__2P). It is intended to monitor some important parameters that will impact the quality of these products. A list of level 2 products (and content) that have arrived during the reporting day to the PCF is also given.

Item	Value
Time of report generation	24APR2013 10:21:32
Data source version	GOMOS/6.01
Start time of products	16-02-2011 (16FEB2011 00:00:00)
Stop time of products	17-02-2011 (17FEB2011 00:00:00)
Store outputs in DB	Yes
Nb of level 2 prods	249
Nb of prods with errors	0

2. Summary of processed GOM_NL__2P products.

Nr	Filename	UTC Start time	Limb	Duration	Star Id	Star Name	Star Mag	Star Temp	Nb Meas	Orbit	Prod. error
1	GOM_NL__2PRFIN20110216_000104_000000523099_00303_46869_3382.N1	16-FEB-2011 00:01:04	Dark	51.500	86	35Eta Oph	2.4300	10200.	103	46869	No
2	GOM_NL__2PRFIN20110216_000610_000000623099_00303_46869_3383.N1	16-FEB-2011 00:06:10	Dark	62.000	16	21Alp Sco	1.0200	3000.0	124	46869	No
3	GOM_NL__2PRFIN20110216_001204_000000493099_00304_46870_3390.N1	16-FEB-2011 00:12:04	Dark	48.500	131	Gam Lup	2.8000	26000.	97	46870	No
4	GOM_NL__2PRFIN20110216_001715_000000443099_00304_46870_3391.N1	16-FEB-2011 00:17:15	Dark	44.000	10	Bet Cen	0.61000	28000.	88	46870	No
5	GOM_NL__2PRFIN20110216_001838_000000443099_00304_46870_3392.N1	16-FEB-2011 00:18:38	Dark	44.000	77	Eps Cen	2.3030	28000.	88	46870	No
6	GOM_NL__2PRFIN20110216_002004_000000433099_00304_46870_3393.N1	16-FEB-2011 00:20:04	Dark	43.000	20	Bet Cru	1.2530	30000.	86	46870	No
7	GOM_NL__2PRFIN20110216_002118_000000403099_00304_46870_3394.N1	16-FEB-2011 00:21:18	Dark	39.500	129	Del Cru	2.7930	26000.	79	46870	No
8	GOM_NL__2PRFIN20110216_002303_000000443099_00304_46870_3395.N1	16-FEB-2011 00:23:03	Dark	44.000	99	Del Cen	2.5750	26000.	88	46870	No
9	GOM_NL__2PRFIN20110216_002601_000000443099_00304_46870_3396.N1	16-FEB-2011 00:26:01	Dark	43.500	113	Mu Vel	2.6920	5000.0	87	46870	No
10	GOM_NL__2PRFIN20110216_003929_000000483099_00304_46870_3397.N1	16-FEB-2011 00:39:29	Straylight	47.500	48	30Alp Hya	1.9770	4100.0	95	46870	No
11	GOM_NL__2PRFIN20110216_004647_000000413099_00304_46870_3398.N1	16-FEB-2011 00:46:47	Bright	41.000	22	32Alp Leo	1.3600	15200.	82	46870	No
12	GOM_NL__2PRFIN20110216_005005_000000463099_00304_46870_3399.N1	16-FEB-2011 00:50:05	Bright	45.500	166	17Eps Leo	2.9800	6000.0	91	46870	No
13	GOM_NL__2PRFIN20110216_010151_000000453099_00304_46870_3400.N1	16-FEB-2011 01:01:51	Bright	44.500	82	48Bet UMa	2.3650	10600.	89	46870	No
14	GOM_NL__2PRFIN20110216_010935_000000403099_00304_46870_3401.N1	16-FEB-2011 01:09:35	Bright	40.000	60	7Bet UMi	2.0810	3950.0	80	46870	No
15	GOM_NL__2PRFIN20110216_011424_000000433099_00304_46870_3402.N1	16-FEB-2011 01:14:24	Bright	42.500	119	14Eta Dra	2.7270	4700.0	85	46870	No
16	GOM_NL__2PRFIN20110216_011813_000000423099_00304_46870_3403.N1	16-FEB-2011 01:18:13	Bright	42.000	130	23Bet Dra	2.7990	5800.0	84	46870	No
17	GOM_NL__2PRFIN20110216_012230_000000383099_00304_46870_3404.N1	16-FEB-2011 01:22:30	Bright	37.500	5	3Alp Lyr	0.033000	11000.	75	46870	No
18	GOM_NL__2PRFIN20110216_013137_000000493099_00304_46870_3405.N1	16-FEB-2011 01:31:37	Bright	48.500	59	55Alp Oph	2.0800	8900.0	97	46870	No
19	GOM_NL__2PRFIN20110216_013355_000000513099_00304_46870_3406.N1	16-FEB-2011 01:33:55	Twilight	51.000	126	60Bet Oph	2.7700	4250.0	102	46870	No
20	GOM_NL__2PRFIN20110216_014119_000000483099_00304_46870_3407.N1	16-FEB-2011 01:41:19	Dark	48.000	86	35Eta Oph	2.4300	10200.	96	46870	No
21	GOM_NL__2PRFIN20110216_014624_000000673099_00304_46870_3408.N1	16-FEB-2011 01:46:24	Dark	67.000	16	21Alp Sco	1.0200	3000.0	134	46870	No
22	GOM_NL__2PRFIN20110216_015219_000000493099_00305_46871_3433.N1	16-FEB-2011 01:52:19	Dark	49.000	131	Gam Lup	2.8000	26000.	98	46871	No
23	GOM_NL__2PRFIN20110216_015730_000000433099_00305_46871_3434.N1	16-FEB-2011 01:57:30	Dark	43.000	10	Bet Cen	0.61000	28000.	86	46871	No
24	GOM_NL__2PRFIN20110216_015853_000000463099_00305_46871_3435.N1	16-FEB-2011 01:58:53	Dark	46.000	77	Eps Cen	2.3030	28000.	92	46871	No
25	GOM_NL__2PRFIN20110216_020019_000000433099_00305_46871_3436.N1	16-FEB-2011 02:00:19	Dark	43.000	20	Bet Cru	1.2530	30000.	86	46871	No
26	GOM_NL__2PRFIN20110216_020133_000000413099_00305_46871_3437.N1	16-FEB-2011 02:01:33	Dark	40.500	129	Del Cru	2.7930	26000.	81	46871	No
27	GOM_NL__2PRFIN20110216_020317_000000433099_00305_46871_3438.N1	16-FEB-2011 02:03:17	Dark	43.000	99	Del Cen	2.5750	26000.	86	46871	No
28	GOM_NL__2PRFIN20110216_020615_000000413099_00305_46871_3439.N1	16-FEB-2011 02:06:15	Dark	41.000	113	Mu Vel	2.6920	5000.0	82	46871	No
29	GOM_NL__2PRFIN20110216_021944_000000413099_00305_46871_3440.N1	16-FEB-2011 02:19:44	Straylight	41.000	48	30Alp Hya	1.9770	4100.0	82	46871	No
30	GOM_NL__2PRFIN20110216_022701_000000413099_00305_46871_3441.N1	16-FEB-2011 02:27:01	Bright	41.000	22	32Alp Leo	1.3600	15200.	82	46871	No
31	GOM_NL__2PRFIN20110216_023018_000000463099_00305_46871_3442.N1	16-FEB-2011 02:30:18	Bright	45.500	166	17Eps Leo	2.9800	6000.0	91	46871	No
32	GOM_NL__2PRFIN20110216_024204_000000463099_00305_46871_3443.N1	16-FEB-2011 02:42:04	Bright	45.500	82	48Bet UMa	2.3650	10600.	91	46871	No
33	GOM_NL__2PRFIN20110216_024948_000000423099_00305_46871_3444.N1	16-FEB-2011 02:49:48	Bright	41.500	60	7Bet UMi	2.0810	3950.0	83	46871	No
34	GOM_NL__2PRFIN20110216_025438_000000433099_00305_46871_3445.N1	16-FEB-2011 02:54:38	Bright	43.000	119	14Eta Dra	2.7270	4700.0	86	46871	No
35	GOM_NL__2PRFIN20110216_025827_000000423099_00305_46871_3446.N1	16-FEB-2011 02:58:27	Bright	41.500	130	23Bet Dra	2.7990	5800.0	83	46871	No
36	GOM_NL__2PRFIN20110216_030244_000000383099_00305_46871_3447.N1	16-FEB-2011 03:02:44	Bright	38.000	5	3Alp Lyr	0.033000	11000.	76	46871	No
37	GOM_NL__2PRFIN20110216_031152_000000513099_00305_46871_3448.N1	16-FEB-2011 03:11:52	Bright	50.500	59	55Alp Oph	2.0800	8900.0	101	46871	No
38	GOM_NL__2PRFIN20110216_031409_000000523099_00305_46871_3449.N1	16-FEB-2011 03:14:09	Twilight	52.000	126	60Bet Oph	2.7700	4250.0	104	46871	No
39	GOM_NL__2PRFIN20110216_032134_000000533099_00305_46871_3450.N1	16-FEB-2011 03:21:34	Dark	52.500	86	35Eta Oph	2.4300	10200.	105	46871	No
40	GOM_NL__2PRFIN20110216_032640_000000723099_00305_46871_3451.N1	16-FEB-2011 03:26:40	Dark	72.000	16	21Alp Sco	1.0200	3000.0	144	46871	No
41	GOM_NL__2PRFIN20110216_032855_000000283099_00305_46871_3452.N1	16-FEB-2011 03:28:55	Dark	28.000	158	6Pi Sco	2.9060	28000.	56	46871	No
42	GOM_NL__2PRFIN20110216_033234_000000483099_00306_46872_3507.N1	16-FEB-2011 03:32:34	Dark	47.500	131	Gam Lup	2.8000	26000.	95	46872	No

43	GOM_NL__2PRFIN20110216_033745_000000453099_00306_46872_3508.N1	16-FEB-2011 03:37:45	Dark	44.500	10	Bet Cen	0.61000	28000.	89	46872	No
44	GOM_NL__2PRFIN20110216_033908_000000453099_00306_46872_3509.N1	16-FEB-2011 03:39:08	Dark	45.000	77	Eps Cen	2.3030	28000.	90	46872	No
45	GOM_NL__2PRFIN20110216_034034_000000493099_00306_46872_3510.N1	16-FEB-2011 03:40:34	Dark	49.000	20	Bet Cru	1.2530	30000.	98	46872	No
46	GOM_NL__2PRFIN20110216_034148_000000413099_00306_46872_3511.N1	16-FEB-2011 03:41:48	Dark	41.000	129	Del Cru	2.7930	26000.	82	46872	No
47	GOM_NL__2PRFIN20110216_034332_000000453099_00306_46872_3512.N1	16-FEB-2011 03:43:32	Dark	44.500	99	Del Cen	2.5750	26000.	89	46872	No
48	GOM_NL__2PRFIN20110216_034630_000000453099_00306_46872_3513.N1	16-FEB-2011 03:46:30	Dark	44.500	113	Mu Vel	2.6920	5000.0	89	46872	No
49	GOM_NL__2PRFIN20110216_035958_000000423099_00306_46872_3514.N1	16-FEB-2011 03:59:58	Straylight	41.500	48	30Alp Hya	1.9770	4100.0	83	46872	No
50	GOM_NL__2PRFIN20110216_040714_000000483099_00306_46872_3515.N1	16-FEB-2011 04:07:14	Bright	48.000	22	32Alp Leo	1.3600	15200.	96	46872	No
51	GOM_NL__2PRFIN20110216_041032_000000453099_00306_46872_3516.N1	16-FEB-2011 04:10:32	Bright	44.500	166	17Eps Leo	2.9800	6000.0	89	46872	No
52	GOM_NL__2PRFIN20110216_042218_000000463099_00306_46872_3517.N1	16-FEB-2011 04:22:18	Bright	45.500	82	48Bet UMa	2.3650	10600.	91	46872	No
53	GOM_NL__2PRFIN20110216_043002_000000393099_00306_46872_3518.N1	16-FEB-2011 04:30:02	Bright	39.000	60	7Bet UMi	2.0810	3950.0	78	46872	No
54	GOM_NL__2PRFIN20110216_043452_000000443099_00306_46872_3519.N1	16-FEB-2011 04:34:52	Bright	43.500	119	14Eta Dra	2.7270	4700.0	87	46872	No
55	GOM_NL__2PRFIN20110216_043841_000000423099_00306_46872_3520.N1	16-FEB-2011 04:38:41	Bright	41.500	130	23Bet Dra	2.7990	5800.0	83	46872	No
56	GOM_NL__2PRFIN20110216_044258_000000383099_00306_46872_3521.N1	16-FEB-2011 04:42:58	Bright	38.000	5	3Alp Lyr	0.033000	11000.	76	46872	No
57	GOM_NL__2PRFIN20110216_045207_000000483099_00306_46872_3522.N1	16-FEB-2011 04:52:07	Bright	48.000	59	55Alp Oph	2.0800	8900.0	96	46872	No
58	GOM_NL__2PRFIN20110216_045424_000000503099_00306_46872_3523.N1	16-FEB-2011 04:54:24	Tw_i_and_stray	49.500	126	60Bet Oph	2.7700	4250.0	99	46872	No
59	GOM_NL__2PRFIN20110216_050149_000000493099_00306_46872_3524.N1	16-FEB-2011 05:01:49	Dark	49.000	86	35Eta Oph	2.4300	10200.	98	46872	No
60	GOM_NL__2PRFIN20110216_050655_000000723099_00306_46872_3525.N1	16-FEB-2011 05:06:55	Dark	72.000	16	21Alp Sco	1.0200	3000.0	144	46872	No
61	GOM_NL__2PRFIN20110216_051249_000000493099_00307_46873_3584.N1	16-FEB-2011 05:12:49	Dark	49.000	131	Gam Lup	2.8000	26000.	98	46873	No
62	GOM_NL__2PRFIN20110216_051759_000000503099_00307_46873_3585.N1	16-FEB-2011 05:17:59	Dark	50.000	10	Bet Cen	0.61000	28000.	100	46873	No
63	GOM_NL__2PRFIN20110216_051923_000000443099_00307_46873_3586.N1	16-FEB-2011 05:19:23	Dark	43.500	77	Eps Cen	2.3030	28000.	87	46873	No
64	GOM_NL__2PRFIN20110216_052048_000000503099_00307_46873_3587.N1	16-FEB-2011 05:20:48	Dark	49.500	20	Bet Cru	1.2530	30000.	99	46873	No
65	GOM_NL__2PRFIN20110216_052202_000000413099_00307_46873_3588.N1	16-FEB-2011 05:22:02	Dark	40.500	129	Del Cru	2.7930	26000.	81	46873	No
66	GOM_NL__2PRFIN20110216_052347_000000463099_00307_46873_3589.N1	16-FEB-2011 05:23:47	Dark	46.000	99	Del Cen	2.5750	26000.	92	46873	No
67	GOM_NL__2PRFIN20110216_052645_000000403099_00307_46873_3590.N1	16-FEB-2011 05:26:45	Dark	39.500	113	Mu Vel	2.6920	5000.0	79	46873	No
68	GOM_NL__2PRFIN20110216_054012_000000473099_00307_46873_3591.N1	16-FEB-2011 05:40:12	Straylight	47.000	48	30Alp Hya	1.9770	4100.0	94	46873	No
69	GOM_NL__2PRFIN20110216_054728_000000483099_00307_46873_3592.N1	16-FEB-2011 05:47:28	Bright	48.000	22	32Alp Leo	1.3600	15200.	96	46873	No
70	GOM_NL__2PRFIN20110216_055046_000000453099_00307_46873_3593.N1	16-FEB-2011 05:50:46	Bright	45.000	166	17Eps Leo	2.9800	6000.0	90	46873	No
71	GOM_NL__2PRFIN20110216_060231_000000443099_00307_46873_3594.N1	16-FEB-2011 06:02:31	Bright	43.500	82	48Bet UMa	2.3650	10600.	87	46873	No
72	GOM_NL__2PRFIN20110216_061016_000000393099_00307_46873_3595.N1	16-FEB-2011 06:10:16	Bright	38.500	60	7Bet UMi	2.0810	3950.0	77	46873	No
73	GOM_NL__2PRFIN20110216_061506_000000453099_00307_46873_3596.N1	16-FEB-2011 06:15:06	Bright	44.500	119	14Eta Dra	2.7270	4700.0	89	46873	No
74	GOM_NL__2PRFIN20110216_061855_000000423099_00307_46873_3597.N1	16-FEB-2011 06:18:55	Bright	42.000	130	23Bet Dra	2.7990	5800.0	84	46873	No
75	GOM_NL__2PRFIN20110216_062312_000000403099_00307_46873_3598.N1	16-FEB-2011 06:23:12	Bright	39.500	5	3Alp Lyr	0.033000	11000.	79	46873	No
76	GOM_NL__2PRFIN20110216_063221_000000483099_00307_46873_3599.N1	16-FEB-2011 06:32:21	Bright	48.000	59	55Alp Oph	2.0800	8900.0	96	46873	No
77	GOM_NL__2PRFIN20110216_063438_000000533099_00307_46873_3600.N1	16-FEB-2011 06:34:38	Tw_i_and_stray	53.000	126	60Bet Oph	2.7700	4250.0	106	46873	No
78	GOM_NL__2PRFIN20110216_064203_000000503099_00307_46873_3601.N1	16-FEB-2011 06:42:03	Dark	49.500	86	35Eta Oph	2.4300	10200.	99	46873	No
79	GOM_NL__2PRFIN20110216_064710_000000723099_00307_46873_3602.N1	16-FEB-2011 06:47:10	Dark	72.000	16	21Alp Sco	1.0200	3000.0	144	46873	No
80	GOM_NL__2PRFIN20110216_065304_000000483099_00308_46874_3665.N1	16-FEB-2011 06:53:04	Dark	48.000	131	Gam Lup	2.8000	26000.	96	46874	No
81	GOM_NL__2PRFIN20110216_065814_000000423099_00308_46874_3666.N1	16-FEB-2011 06:58:14	Dark	42.000	10	Bet Cen	0.61000	28000.	84	46874	No
82	GOM_NL__2PRFIN20110216_065937_000000443099_00308_46874_3667.N1	16-FEB-2011 06:59:37	Dark	44.000	77	Eps Cen	2.3030	28000.	88	46874	No
83	GOM_NL__2PRFIN20110216_070103_000000493099_00308_46874_3668.N1	16-FEB-2011 07:01:03	Dark	48.500	20	Bet Cru	1.2530	30000.	97	46874	No
84	GOM_NL__2PRFIN20110216_070217_000000413099_00308_46874_3669.N1	16-FEB-2011 07:02:17	Dark	40.500	129	Del Cru	2.7930	26000.	81	46874	No
85	GOM_NL__2PRFIN20110216_070401_000000463099_00308_46874_3670.N1	16-FEB-2011 07:04:01	Dark	45.500	99	Del Cen	2.5750	26000.	91	46874	No
86	GOM_NL__2PRFIN20110216_070659_000000413099_00308_46874_3671.N1	16-FEB-2011 07:06:59	Dark	41.000	113	Mu Vel	2.6920	5000.0	82	46874	No
87	GOM_NL__2PRFIN20110216_072026_000000473099_00308_46874_3672.N1	16-FEB-2011 07:20:26	Straylight	46.500	48	30Alp Hya	1.9770	4100.0	93	46874	No
88	GOM_NL__2PRFIN20110216_072742_000000503099_00308_46874_3673.N1	16-FEB-2011 07:27:42	Bright	49.500	22	32Alp Leo	1.3600	15200.	99	46874	No
89	GOM_NL__2PRFIN20110216_073059_000000453099_00308_46874_3674.N1	16-FEB-2011 07:30:59	Bright	45.000	166	17Eps Leo	2.9800	6000.0	90	46874	No
90	GOM_NL__2PRFIN20110216_074245_000000443099_00308_46874_3675.N1	16-FEB-2011 07:42:45	Bright	44.000	82	48Bet UMa	2.3650	10600.	88	46874	No
91	GOM_NL__2PRFIN20110216_075029_000000433099_00308_46874_3676.N1	16-FEB-2011 07:50:29	Bright	42.500	60	7Bet UMi	2.0810	3950.0	85	46874	No
92	GOM_NL__2PRFIN20110216_075519_000000443099_00308_46874_3677.N1	16-FEB-2011 07:55:19	Bright	43.500	119	14Eta Dra	2.7270	4700.0	87	46874	No
93	GOM_NL__2PRFIN20110216_075908_000000423099_00308_46874_3678.N1	16-FEB-2011 07:59:08	Bright	42.000	130	23Bet Dra	2.7990	5800.0	84	46874	No
94	GOM_NL__2PRFIN20110216_080326_000000383099_00308_46874_3679.N1	16-FEB-2011 08:03:26	Bright	38.000	5	3Alp Lyr	0.033000	11000.	76	46874	No
95	GOM_NL__2PRFIN20110216_081236_000000503099_00308_46874_3680.N1	16-FEB-2011 08:12:36	Bright	50.000	59	55Alp Oph	2.0800	8900.0	100	46874	No
96	GOM_NL__2PRFIN20110216_081453_000000513099_00308_46874_3681.N1	16-FEB-2011 08:14:53	Tw_i_and_stray	51.000	126	60Bet Oph	2.7700	4250.0	102	46874	No
97	GOM_NL__2PRFIN20110216_082218_000000483099_00308_46874_3682.N1	16-FEB-2011 08:22:18	Dark	48.000	86	35Eta Oph	2.4300	10200.	96	46874	No
98	GOM_NL__2PRFIN20110216_082725_000000683099_00308_46874_3683.N1	16-FEB-2011 08:27:25	Dark	68.000	16	21Alp Sco	1.0200	3000.0	136	46874	No
99	GOM_NL__2PRFIN20110216_083319_000000473099_00309_46875_3692.N1	16-FEB-2011 08:33:19	Dark	46.500	131	Gam Lup	2.8000	26000.	93	46875	No
100	GOM_NL__2PRFIN20110216_083829_000000413099_00309_46875_3693.N1	16-FEB-2011 08:38:29	Dark	40.500	10	Bet Cen	0.61000	28000.	81	46875	No
101	GOM_NL__2PRFIN20110216_083952_000000423099_00309_46875_3694.N1	16-FEB-2011 08:39:52	Dark	42.000	77	Eps Cen	2.3030	28000.	84	46875	No

102	GOM_NL__2PRFIN20110216_084117_000000453099_00309_46875_3695.N1	16-FEB-2011 08:41:17	Dark	45.000	20	Bet Cru	1.2530	30000.	90	46875	No
103	GOM_NL__2PRFIN20110216_084232_000000413099_00309_46875_3696.N1	16-FEB-2011 08:42:32	Dark	41.000	129	Del Cru	2.7930	26000.	82	46875	No
104	GOM_NL__2PRFIN20110216_084416_000000463099_00309_46875_3697.N1	16-FEB-2011 08:44:16	Dark	45.500	99	Del Cen	2.5750	26000.	91	46875	No
105	GOM_NL__2PRFIN20110216_084714_000000423099_00309_46875_3698.N1	16-FEB-2011 08:47:14	Dark	41.500	113	Mu Vel	2.6920	5000.0	83	46875	No
106	GOM_NL__2PRFIN20110216_090040_000000483099_00309_46875_3699.N1	16-FEB-2011 09:00:40	Straylight	48.000	48	30Alp Hya	1.9770	4100.0	96	46875	No
107	GOM_NL__2PRFIN20110216_090755_000000513099_00309_46875_3700.N1	16-FEB-2011 09:07:55	Bright	51.000	22	32Alp Leo	1.3600	15200.	102	46875	No
108	GOM_NL__2PRFIN20110216_091113_000000443099_00309_46875_3701.N1	16-FEB-2011 09:11:13	Bright	44.000	166	17Eps Leo	2.9800	6000.0	88	46875	No
109	GOM_NL__2PRFIN20110216_092258_000000493099_00309_46875_3702.N1	16-FEB-2011 09:22:58	Bright	48.500	82	48Bet UMa	2.3650	10600.	97	46875	No
110	GOM_NL__2PRFIN20110216_093043_000000423099_00309_46875_3703.N1	16-FEB-2011 09:30:43	Bright	42.000	60	7Bet UMi	2.0810	3950.0	84	46875	No
111	GOM_NL__2PRFIN20110216_093533_000000433099_00309_46875_3704.N1	16-FEB-2011 09:35:33	Bright	43.000	119	14Eta Dra	2.7270	4700.0	86	46875	No
112	GOM_NL__2PRFIN20110216_093922_000000493099_00309_46875_3705.N1	16-FEB-2011 09:39:22	Bright	49.000	130	23Bet Dra	2.7990	5800.0	98	46875	No
113	GOM_NL__2PRFIN20110216_094340_000000383099_00309_46875_3706.N1	16-FEB-2011 09:43:40	Bright	38.000	5	3Alp Lyr	0.033000	11000.	76	46875	No
114	GOM_NL__2PRFIN20110216_095250_000000493099_00309_46875_3707.N1	16-FEB-2011 09:52:50	Bright	48.500	59	55Alp Oph	2.0800	8900.0	97	46875	No
115	GOM_NL__2PRFIN20110216_095508_000000523099_00309_46875_3708.N1	16-FEB-2011 09:55:08	Tw_i_and_stray	51.500	126	60Bet Oph	2.7700	4250.0	103	46875	No
116	GOM_NL__2PRFIN20110216_100233_000000493099_00309_46875_3709.N1	16-FEB-2011 10:02:33	Dark	48.500	86	35Eta Oph	2.4300	10200.	97	46875	No
117	GOM_NL__2PRFIN20110216_100741_000000583099_00309_46875_3710.N1	16-FEB-2011 10:07:41	Dark	57.500	16	21Alp Sco	1.0200	3000.0	115	46875	No
118	GOM_NL__2PRFIN20110216_101334_000000483099_00310_46876_3735.N1	16-FEB-2011 10:13:34	Dark	47.500	131	Gam Lup	2.8000	26000.	95	46876	No
119	GOM_NL__2PRFIN20110216_101843_000000553099_00310_46876_3736.N1	16-FEB-2011 10:18:43	Dark	54.500	10	Bet Cen	0.61000	28000.	109	46876	No
120	GOM_NL__2PRFIN20110216_102007_000000453099_00310_46876_3737.N1	16-FEB-2011 10:20:07	Dark	45.000	77	Eps Cen	2.3030	28000.	90	46876	No
121	GOM_NL__2PRFIN20110216_102132_000000433099_00310_46876_3738.N1	16-FEB-2011 10:21:32	Dark	42.500	20	Bet Cru	1.2530	30000.	85	46876	No
122	GOM_NL__2PRFIN20110216_102246_000000413099_00310_46876_3739.N1	16-FEB-2011 10:22:46	Dark	41.000	129	Del Cru	2.7930	26000.	82	46876	No
123	GOM_NL__2PRFIN20110216_102431_000000453099_00310_46876_3740.N1	16-FEB-2011 10:24:31	Dark	44.500	99	Del Cen	2.5750	26000.	89	46876	No
124	GOM_NL__2PRFIN20110216_102728_000000413099_00310_46876_3741.N1	16-FEB-2011 10:27:28	Dark	40.500	113	Mu Vel	2.6920	5000.0	81	46876	No
125	GOM_NL__2PRFIN20110216_104054_000000523099_00310_46876_3742.N1	16-FEB-2011 10:40:54	Straylight	51.500	48	30Alp Hya	1.9770	4100.0	103	46876	No
126	GOM_NL__2PRFIN20110216_104809_000000513099_00310_46876_3743.N1	16-FEB-2011 10:48:09	Bright	51.000	22	32Alp Leo	1.3600	15200.	102	46876	No
127	GOM_NL__2PRFIN20110216_105126_000000453099_00310_46876_3744.N1	16-FEB-2011 10:51:26	Bright	44.500	166	17Eps Leo	2.9800	6000.0	89	46876	No
128	GOM_NL__2PRFIN20110216_110311_000000443099_00310_46876_3745.N1	16-FEB-2011 11:03:11	Bright	43.500	82	48Bet UMa	2.3650	10600.	87	46876	No
129	GOM_NL__2PRFIN20110216_111057_000000433099_00310_46876_3746.N1	16-FEB-2011 11:10:57	Bright	42.500	60	7Bet UMi	2.0810	3950.0	85	46876	No
130	GOM_NL__2PRFIN20110216_111547_000000463099_00310_46876_3747.N1	16-FEB-2011 11:15:47	Bright	45.500	119	14Eta Dra	2.7270	4700.0	91	46876	No
131	GOM_NL__2PRFIN20110216_111936_000000423099_00310_46876_3748.N1	16-FEB-2011 11:19:36	Bright	41.500	130	23Bet Dra	2.7990	5800.0	83	46876	No
132	GOM_NL__2PRFIN20110216_112354_000000383099_00310_46876_3749.N1	16-FEB-2011 11:23:54	Bright	38.000	5	3Alp Lyr	0.033000	11000.	76	46876	No
133	GOM_NL__2PRFIN20110216_113304_000000473099_00310_46876_3750.N1	16-FEB-2011 11:33:04	Bright	46.500	59	55Alp Oph	2.0800	8900.0	93	46876	No
134	GOM_NL__2PRFIN20110216_113522_000000543099_00310_46876_3751.N1	16-FEB-2011 11:35:22	Tw_i_and_stray	54.000	126	60Bet Oph	2.7700	4250.0	108	46876	No
135	GOM_NL__2PRFIN20110216_114248_000000533099_00310_46876_3752.N1	16-FEB-2011 11:42:48	Dark	52.500	86	35Eta Oph	2.4300	10200.	105	46876	No
136	GOM_NL__2PRFIN20110216_114755_000000713099_00310_46876_3753.N1	16-FEB-2011 11:47:55	Dark	71.000	16	21Alp Sco	1.0200	3000.0	142	46876	No
137	GOM_NL__2PRFIN20110216_115349_000000503099_00311_46877_4003.N1	16-FEB-2011 11:53:49	Dark	50.000	131	Gam Lup	2.8000	26000.	100	46877	No
138	GOM_NL__2PRFIN20110216_115858_000000423099_00311_46877_4004.N1	16-FEB-2011 11:58:58	Dark	42.000	10	Bet Cen	0.61000	28000.	84	46877	No
139	GOM_NL__2PRFIN20110216_120021_000000443099_00311_46877_4005.N1	16-FEB-2011 12:00:21	Dark	44.000	77	Eps Cen	2.3030	28000.	88	46877	No
140	GOM_NL__2PRFIN20110216_120146_000000413099_00311_46877_4006.N1	16-FEB-2011 12:01:46	Dark	40.500	20	Bet Cru	1.2530	30000.	81	46877	No
141	GOM_NL__2PRFIN20110216_120300_000000413099_00311_46877_4007.N1	16-FEB-2011 12:03:00	Dark	41.000	129	Del Cru	2.7930	26000.	82	46877	No
142	GOM_NL__2PRFIN20110216_120445_000000463099_00311_46877_4008.N1	16-FEB-2011 12:04:45	Dark	46.000	99	Del Cen	2.5750	26000.	92	46877	No
143	GOM_NL__2PRFIN20110216_120742_000000443099_00311_46877_4009.N1	16-FEB-2011 12:07:42	Dark	43.500	113	Mu Vel	2.6920	5000.0	87	46877	No
144	GOM_NL__2PRFIN20110216_122108_000000473099_00311_46877_4010.N1	16-FEB-2011 12:21:08	Straylight	46.500	48	30Alp Hya	1.9770	4100.0	93	46877	No
145	GOM_NL__2PRFIN20110216_122822_000000573099_00311_46877_4011.N1	16-FEB-2011 12:28:22	Bright	56.500	22	32Alp Leo	1.3600	15200.	113	46877	No
146	GOM_NL__2PRFIN20110216_123140_000000433099_00311_46877_4012.N1	16-FEB-2011 12:31:40	Bright	43.000	166	17Eps Leo	2.9800	6000.0	86	46877	No
147	GOM_NL__2PRFIN20110216_124324_000000453099_00311_46877_4013.N1	16-FEB-2011 12:43:24	Bright	45.000	82	48Bet UMa	2.3650	10600.	90	46877	No
148	GOM_NL__2PRFIN20110216_125110_000000403099_00311_46877_4014.N1	16-FEB-2011 12:51:10	Bright	39.500	60	7Bet UMi	2.0810	3950.0	79	46877	No
149	GOM_NL__2PRFIN20110216_125600_000000433099_00311_46877_4015.N1	16-FEB-2011 12:56:00	Bright	42.500	119	14Eta Dra	2.7270	4700.0	85	46877	No
150	GOM_NL__2PRFIN20110216_125950_000000413099_00311_46877_4016.N1	16-FEB-2011 12:59:50	Bright	41.000	130	23Bet Dra	2.7990	5800.0	82	46877	No
151	GOM_NL__2PRFIN20110216_130408_000000403099_00311_46877_4017.N1	16-FEB-2011 13:04:08	Bright	39.500	5	3Alp Lyr	0.033000	11000.	79	46877	No
152	GOM_NL__2PRFIN20110216_131319_000000523099_00311_46877_4018.N1	16-FEB-2011 13:13:19	Bright	51.500	59	55Alp Oph	2.0800	8900.0	103	46877	No
153	GOM_NL__2PRFIN20110216_131537_000000493099_00311_46877_4019.N1	16-FEB-2011 13:15:37	Tw_i_and_stray	49.000	126	60Bet Oph	2.7700	4250.0	98	46877	No
154	GOM_NL__2PRFIN20110216_132303_000000553099_00311_46877_4020.N1	16-FEB-2011 13:23:03	Dark	54.500	86	35Eta Oph	2.4300	10200.	109	46877	No
155	GOM_NL__2PRFIN20110216_132811_000000583099_00311_46877_4021.N1	16-FEB-2011 13:28:11	Dark	57.500	16	21Alp Sco	1.0200	3000.0	115	46877	No
156	GOM_NL__2PRFIN20110216_133404_000000493099_00312_46878_3832.N1	16-FEB-2011 13:34:04	Dark	48.500	131	Gam Lup	2.8000	26000.	97	46878	No
157	GOM_NL__2PRFIN20110216_133912_000000443099_00312_46878_3833.N1	16-FEB-2011 13:39:12	Dark	44.000	10	Bet Cen	0.61000	28000.	88	46878	No
158	GOM_NL__2PRFIN20110216_134201_000000423099_00312_46878_3834.N1	16-FEB-2011 13:42:01	Dark	42.000	20	Bet Cru	1.2530	30000.	84	46878	No
159	GOM_NL__2PRFIN20110216_134500_000000443099_00312_46878_3835.N1	16-FEB-2011 13:45:00	Dark	44.000	99	Del Cen	2.5750	26000.	88	46878	No
160	GOM_NL__2PRFIN20110216_134757_000000443099_00312_46878_3836.N1	16-FEB-2011 13:47:57	Dark	44.000	113	Mu Vel	2.6920	5000.0	88	46878	No

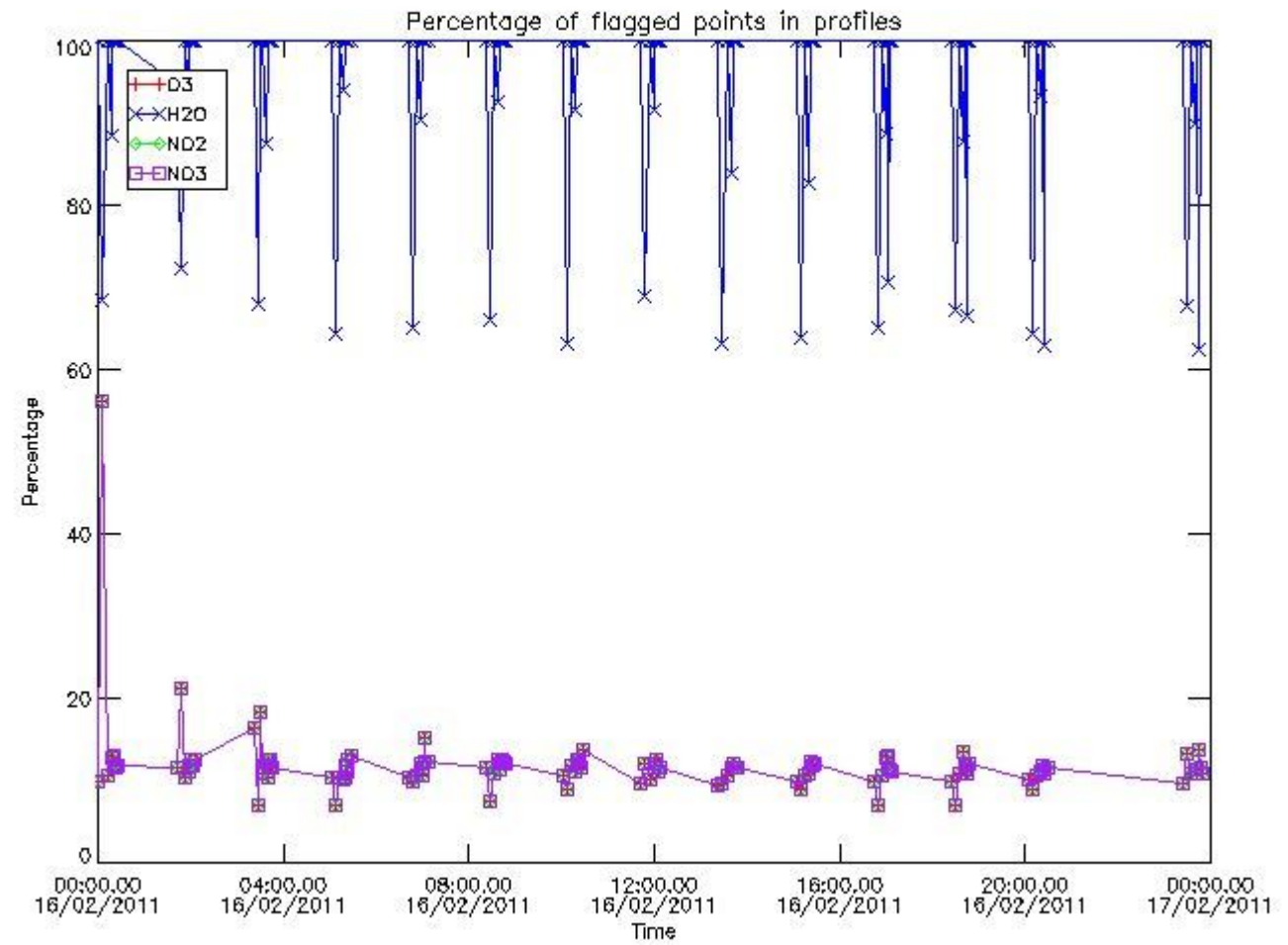
161	GOM_NL__2PRFIN20110216_140122_000000503099_00312_46878_3837.N1	16-FEB-2011 14:01:22	Straylight	49.500	48	30Alp Hya	1.9770	4100.0	99	46878	No
162	GOM_NL__2PRFIN20110216_140836_000000513099_00312_46878_3838.N1	16-FEB-2011 14:08:36	Bright	50.500	22	32Alp Leo	1.3600	15200.	101	46878	No
163	GOM_NL__2PRFIN20110216_141153_000000443099_00312_46878_3839.N1	16-FEB-2011 14:11:53	Bright	43.500	166	17Eps Leo	2.9800	6000.0	87	46878	No
164	GOM_NL__2PRFIN20110216_142338_000000443099_00312_46878_3840.N1	16-FEB-2011 14:23:38	Bright	44.000	82	48Bet UMa	2.3650	10600.	88	46878	No
165	GOM_NL__2PRFIN20110216_143124_000000403099_00312_46878_3841.N1	16-FEB-2011 14:31:24	Bright	40.000	60	7Bet UMi	2.0810	3950.0	80	46878	No
166	GOM_NL__2PRFIN20110216_143614_000000433099_00312_46878_3842.N1	16-FEB-2011 14:36:14	Bright	43.000	119	14Eta Dra	2.7270	4700.0	86	46878	No
167	GOM_NL__2PRFIN20110216_144004_000000413099_00312_46878_3843.N1	16-FEB-2011 14:40:04	Bright	40.500	130	23Bet Dra	2.7990	5800.0	81	46878	No
168	GOM_NL__2PRFIN20110216_144422_000000403099_00312_46878_3844.N1	16-FEB-2011 14:44:22	Bright	39.500	5	3Alp Lyr	0.033000	11000.	79	46878	No
169	GOM_NL__2PRFIN20110216_145333_000000493099_00312_46878_3845.N1	16-FEB-2011 14:53:33	Bright	48.500	59	55Alp Oph	2.0800	8900.0	97	46878	No
170	GOM_NL__2PRFIN20110216_145551_000000533099_00312_46878_3846.N1	16-FEB-2011 14:55:51	Tw_i_and_stray	52.500	126	60Bet Oph	2.7700	4250.0	105	46878	No
171	GOM_NL__2PRFIN20110216_150318_000000523099_00312_46878_3847.N1	16-FEB-2011 15:03:18	Dark	52.000	86	35Eta Oph	2.4300	10200.	104	46878	No
172	GOM_NL__2PRFIN20110216_150826_000000573099_00312_46878_3848.N1	16-FEB-2011 15:08:26	Dark	57.000	16	21Alp Sco	1.0200	3000.0	114	46878	No
173	GOM_NL__2PRFIN20110216_151419_000000493099_00313_46879_3861.N1	16-FEB-2011 15:14:19	Dark	48.500	131	Gam Lup	2.8000	26000.	97	46879	No
174	GOM_NL__2PRFIN20110216_151927_000000473099_00313_46879_3862.N1	16-FEB-2011 15:19:27	Dark	46.500	10	Bet Cen	0.61000	28000.	93	46879	No
175	GOM_NL__2PRFIN20110216_152216_000000423099_00313_46879_3863.N1	16-FEB-2011 15:22:16	Dark	41.500	20	Bet Cru	1.2530	30000.	83	46879	No
176	GOM_NL__2PRFIN20110216_152515_000000443099_00313_46879_3864.N1	16-FEB-2011 15:25:15	Dark	43.500	99	Del Cen	2.5750	26000.	87	46879	No
177	GOM_NL__2PRFIN20110216_152811_000000423099_00313_46879_3865.N1	16-FEB-2011 15:28:11	Dark	41.500	113	Mu Vel	2.6920	5000.0	83	46879	No
178	GOM_NL__2PRFIN20110216_154136_000000493099_00313_46879_3866.N1	16-FEB-2011 15:41:36	Straylight	48.500	48	30Alp Hya	1.9770	4100.0	97	46879	No
179	GOM_NL__2PRFIN20110216_154849_000000523099_00313_46879_3867.N1	16-FEB-2011 15:48:49	Bright	52.000	22	32Alp Leo	1.3600	15200.	104	46879	No
180	GOM_NL__2PRFIN20110216_155207_000000443099_00313_46879_3868.N1	16-FEB-2011 15:52:07	Bright	44.000	166	17Eps Leo	2.9800	6000.0	88	46879	No
181	GOM_NL__2PRFIN20110216_160351_000000443099_00313_46879_3869.N1	16-FEB-2011 16:03:51	Bright	44.000	82	48Bet UMa	2.3650	10600.	88	46879	No
182	GOM_NL__2PRFIN20110216_161138_000000433099_00313_46879_3870.N1	16-FEB-2011 16:11:38	Bright	42.500	60	7Bet UMi	2.0810	3950.0	85	46879	No
183	GOM_NL__2PRFIN20110216_161628_000000443099_00313_46879_3871.N1	16-FEB-2011 16:16:28	Bright	43.500	119	14Eta Dra	2.7270	4700.0	87	46879	No
184	GOM_NL__2PRFIN20110216_162018_000000433099_00313_46879_3872.N1	16-FEB-2011 16:20:18	Bright	42.500	130	23Bet Dra	2.7990	5800.0	85	46879	No
185	GOM_NL__2PRFIN20110216_162437_000000403099_00313_46879_3873.N1	16-FEB-2011 16:24:37	Bright	39.500	5	3Alp Lyr	0.033000	11000.	79	46879	No
186	GOM_NL__2PRFIN20110216_163348_000000503099_00313_46879_3874.N1	16-FEB-2011 16:33:48	Bright	49.500	59	55Alp Oph	2.0800	8900.0	99	46879	No
187	GOM_NL__2PRFIN20110216_163606_000000543099_00313_46879_3875.N1	16-FEB-2011 16:36:06	Tw_i_and_stray	54.000	126	60Bet Oph	2.7700	4250.0	108	46879	No
188	GOM_NL__2PRFIN20110216_164333_000000513099_00313_46879_3876.N1	16-FEB-2011 16:43:33	Dark	51.000	86	35Eta Oph	2.4300	10200.	102	46879	No
189	GOM_NL__2PRFIN20110216_164841_000000723099_00313_46879_3877.N1	16-FEB-2011 16:48:41	Dark	72.000	16	21Alp Sco	1.0200	3000.0	144	46879	No
190	GOM_NL__2PRFIN20110216_165435_000000493099_00314_46880_3885.N1	16-FEB-2011 16:54:35	Dark	48.500	131	Gam Lup	2.8000	26000.	97	46880	No
191	GOM_NL__2PRFIN20110216_165942_000000403099_00314_46880_3886.N1	16-FEB-2011 16:59:42	Dark	40.000	10	Bet Cen	0.61000	28000.	80	46880	No
192	GOM_NL__2PRFIN20110216_170106_000000433099_00314_46880_3887.N1	16-FEB-2011 17:01:06	Dark	43.000	77	Eps Cen	2.3030	28000.	86	46880	No
193	GOM_NL__2PRFIN20110216_170327_000000453099_00314_46880_3888.N1	16-FEB-2011 17:03:27	Dark	44.500	26	Gam Cru	1.6240	2900.0	89	46880	No
194	GOM_NL__2PRFIN20110216_170529_000000453099_00314_46880_3889.N1	16-FEB-2011 17:05:29	Dark	45.000	99	Del Cen	2.5750	26000.	90	46880	No
195	GOM_NL__2PRFIN20110216_170826_000000463099_00314_46880_3890.N1	16-FEB-2011 17:08:26	Dark	45.500	113	Mu Vel	2.6920	5000.0	91	46880	No
196	GOM_NL__2PRFIN20110216_172150_000000473099_00314_46880_3891.N1	16-FEB-2011 17:21:50	Straylight	46.500	48	30Alp Hya	1.9770	4100.0	93	46880	No
197	GOM_NL__2PRFIN20110216_172903_000000513099_00314_46880_3892.N1	16-FEB-2011 17:29:03	Bright	50.500	22	32Alp Leo	1.3600	15200.	101	46880	No
198	GOM_NL__2PRFIN20110216_173221_000000443099_00314_46880_3893.N1	16-FEB-2011 17:32:21	Bright	44.000	166	17Eps Leo	2.9800	6000.0	88	46880	No
199	GOM_NL__2PRFIN20110216_174404_000000453099_00314_46880_3894.N1	16-FEB-2011 17:44:04	Bright	45.000	82	48Bet UMa	2.3650	10600.	90	46880	No
200	GOM_NL__2PRFIN20110216_175152_000000413099_00314_46880_3895.N1	16-FEB-2011 17:51:52	Bright	41.000	60	7Bet UMi	2.0810	3950.0	82	46880	No
201	GOM_NL__2PRFIN20110216_175642_000000443099_00314_46880_3896.N1	16-FEB-2011 17:56:42	Bright	44.000	119	14Eta Dra	2.7270	4700.0	88	46880	No
202	GOM_NL__2PRFIN20110216_180032_000000433099_00314_46880_3897.N1	16-FEB-2011 18:00:32	Bright	43.000	130	23Bet Dra	2.7990	5800.0	86	46880	No
203	GOM_NL__2PRFIN20110216_180451_000000413099_00314_46880_3898.N1	16-FEB-2011 18:04:51	Bright	41.000	5	3Alp Lyr	0.033000	11000.	82	46880	No
204	GOM_NL__2PRFIN20110216_181402_000000543099_00314_46880_3899.N1	16-FEB-2011 18:14:02	Bright	53.500	59	55Alp Oph	2.0800	8900.0	107	46880	No
205	GOM_NL__2PRFIN20110216_181620_000000523099_00314_46880_3900.N1	16-FEB-2011 18:16:20	Tw_i_and_stray	51.500	126	60Bet Oph	2.7700	4250.0	103	46880	No
206	GOM_NL__2PRFIN20110216_182348_000000523099_00314_46880_3901.N1	16-FEB-2011 18:23:48	Dark	51.500	86	35Eta Oph	2.4300	10200.	103	46880	No
207	GOM_NL__2PRFIN20110216_182856_000000723099_00314_46880_3902.N1	16-FEB-2011 18:28:56	Dark	72.000	16	21Alp Sco	1.0200	3000.0	144	46880	No
208	GOM_NL__2PRFIN20110216_183450_000000483099_00315_46881_3908.N1	16-FEB-2011 18:34:50	Dark	47.500	131	Gam Lup	2.8000	26000.	95	46881	No
209	GOM_NL__2PRFIN20110216_183957_000000423099_00315_46881_3909.N1	16-FEB-2011 18:39:57	Dark	41.500	10	Bet Cen	0.61000	28000.	83	46881	No
210	GOM_NL__2PRFIN20110216_184121_000000443099_00315_46881_3910.N1	16-FEB-2011 18:41:21	Dark	43.500	77	Eps Cen	2.3030	28000.	87	46881	No
211	GOM_NL__2PRFIN20110216_184342_000000593099_00315_46881_3911.N1	16-FEB-2011 18:43:42	Dark	58.500	26	Gam Cru	1.6240	2900.0	117	46881	No
212	GOM_NL__2PRFIN20110216_184544_000000483099_00315_46881_3912.N1	16-FEB-2011 18:45:44	Dark	47.500	99	Del Cen	2.5750	26000.	95	46881	No
213	GOM_NL__2PRFIN20110216_184840_000000423099_00315_46881_3913.N1	16-FEB-2011 18:48:40	Dark	41.500	113	Mu Vel	2.6920	5000.0	83	46881	No
214	GOM_NL__2PRFIN20110216_190204_000000483099_00315_46881_3914.N1	16-FEB-2011 19:02:04	Straylight	47.500	48	30Alp Hya	1.9770	4100.0	95	46881	No
215	GOM_NL__2PRFIN20110216_190917_000000503099_00315_46881_3915.N1	16-FEB-2011 19:09:17	Bright	49.500	22	32Alp Leo	1.3600	15200.	99	46881	No
216	GOM_NL__2PRFIN20110216_191234_000000453099_00315_46881_3916.N1	16-FEB-2011 19:12:34	Bright	45.000	166	17Eps Leo	2.9800	6000.0	90	46881	No
217	GOM_NL__2PRFIN20110216_192418_000000503099_00315_46881_3917.N1	16-FEB-2011 19:24:18	Bright	50.000	82	48Bet UMa	2.3650	10600.	100	46881	No
218	GOM_NL__2PRFIN20110216_193205_000000413099_00315_46881_3918.N1	16-FEB-2011 19:32:05	Bright	40.500	60	7Bet UMi	2.0810	3950.0	81	46881	No
219	GOM_NL__2PRFIN20110216_193655_000000433099_00315_46881_3919.N1	16-FEB-2011 19:36:55	Bright	43.000	119	14Eta Dra	2.7270	4700.0	86	46881	No

220	GOM_NL__2PRFIN20110216_194045_000000403099_00315_46881_3920.N1	16-FEB-2011 19:40:45	Bright	39.500	130	23Bet Dra	2.7990	5800.0	79	46881	No
221	GOM_NL__2PRFIN20110216_194505_000000413099_00315_46881_3921.N1	16-FEB-2011 19:45:05	Bright	40.500	5	3Alp Lyr	0.033000	11000.	81	46881	No
222	GOM_NL__2PRFIN20110216_195417_000000543099_00315_46881_3922.N1	16-FEB-2011 19:54:17	Bright	54.000	59	55Alp Oph	2.0800	8900.0	108	46881	No
223	GOM_NL__2PRFIN20110216_195635_000000533099_00315_46881_3923.N1	16-FEB-2011 19:56:35	Twilight	52.500	126	60Bet Oph	2.7700	4250.0	105	46881	No
224	GOM_NL__2PRFIN20110216_200403_000000513099_00315_46881_3924.N1	16-FEB-2011 20:04:03	Dark	50.500	86	35Eta Oph	2.4300	10200.	101	46881	No
225	GOM_NL__2PRFIN20110216_200911_000000573099_00315_46881_3925.N1	16-FEB-2011 20:09:11	Dark	56.500	16	21Alp Sco	1.0200	3000.0	113	46881	No
226	GOM_NL__2PRFIN20110216_201505_000000493099_00316_46882_3932.N1	16-FEB-2011 20:15:05	Dark	48.500	131	Gam Lup	2.8000	26000.	97	46882	No
227	GOM_NL__2PRFIN20110216_202011_000000463099_00316_46882_3933.N1	16-FEB-2011 20:20:11	Dark	45.500	10	Bet Cen	0.61000	28000.	91	46882	No
228	GOM_NL__2PRFIN20110216_202135_000000433099_00316_46882_3934.N1	16-FEB-2011 20:21:35	Dark	43.000	77	Eps Cen	2.3030	28000.	86	46882	No
229	GOM_NL__2PRFIN20110216_202356_000000483099_00316_46882_3935.N1	16-FEB-2011 20:23:56	Dark	47.500	26	Gam Cru	1.6240	2900.0	95	46882	No
230	GOM_NL__2PRFIN20110216_202559_000000453099_00316_46882_3936.N1	16-FEB-2011 20:25:59	Dark	45.000	99	Del Cen	2.5750	26000.	90	46882	No
231	GOM_NL__2PRFIN20110216_202855_000000453099_00316_46882_3937.N1	16-FEB-2011 20:28:55	Dark	44.500	113	Mu Vel	2.6920	5000.0	89	46882	No
232	GOM_NL__2PRFIN20110216_204218_000000473099_00316_46882_3938.N1	16-FEB-2011 20:42:18	Straylight	47.000	48	30Alp Hya	1.9770	4100.0	94	46882	No
233	GOM_NL__2PRFIN20110216_204930_000000483099_00316_46882_3939.N1	16-FEB-2011 20:49:30	Bright	48.000	22	32Alp Leo	1.3600	15200.	96	46882	No
234	GOM_NL__2PRFIN20110216_205248_000000473099_00316_46882_3940.N1	16-FEB-2011 20:52:48	Bright	47.000	166	17Eps Leo	2.9800	6000.0	94	46882	No
235	GOM_NL__2PRFIN20110216_210431_000000453099_00316_46882_3941.N1	16-FEB-2011 21:04:31	Bright	44.500	82	48Bet UMa	2.3650	10600.	89	46882	No
236	GOM_NL__2PRFIN20110216_211219_000000393099_00316_46882_3942.N1	16-FEB-2011 21:12:19	Bright	38.500	60	7Bet UMi	2.0810	3950.0	77	46882	No
237	GOM_NL__2PRFIN20110216_211709_000000443099_00316_46882_3943.N1	16-FEB-2011 21:17:09	Bright	43.500	119	14Eta Dra	2.7270	4700.0	87	46882	No
238	GOM_NL__2PRFIN20110216_212059_000000433099_00316_46882_3944.N1	16-FEB-2011 21:20:59	Bright	42.500	130	23Bet Dra	2.7990	5800.0	85	46882	No
239	GOM_NL__2PRFIN20110216_212519_000000373099_00316_46882_3945.N1	16-FEB-2011 21:25:19	Bright	37.000	5	3Alp Lyr	0.033000	11000.	74	46882	No
240	GOM_NL__2PRFIN20110216_213432_000000503099_00316_46882_3946.N1	16-FEB-2011 21:34:32	Bright	50.000	59	55Alp Oph	2.0800	8900.0	100	46882	No
241	GOM_NL__2PRFIN20110216_213649_000000513099_00316_46882_3947.N1	16-FEB-2011 21:36:49	Twilight	50.500	126	60Bet Oph	2.7700	4250.0	101	46882	No
242	GOM_NL__2PRFIN20110216_232432_000000533099_00317_46883_3985.N1	16-FEB-2011 23:24:32	Dark	53.000	86	35Eta Oph	2.4300	10200.	106	46883	No
243	GOM_NL__2PRFIN20110216_232941_000000733099_00317_46883_3986.N1	16-FEB-2011 23:29:41	Dark	73.000	16	21Alp Sco	1.0200	3000.0	146	46883	No
244	GOM_NL__2PRFIN20110216_233535_000000483099_00318_46884_4010.N1	16-FEB-2011 23:35:35	Dark	47.500	131	Gam Lup	2.8000	26000.	95	46884	No
245	GOM_NL__2PRFIN20110216_234040_000000453099_00318_46884_4011.N1	16-FEB-2011 23:40:40	Dark	45.000	10	Bet Cen	0.61000	28000.	90	46884	No
246	GOM_NL__2PRFIN20110216_234205_000000453099_00318_46884_4012.N1	16-FEB-2011 23:42:05	Dark	45.000	77	Eps Cen	2.3030	28000.	90	46884	No
247	GOM_NL__2PRFIN20110216_234426_000000593099_00318_46884_4013.N1	16-FEB-2011 23:44:26	Dark	59.000	26	Gam Cru	1.6240	2900.0	118	46884	No
248	GOM_NL__2PRFIN20110216_234628_000000443099_00318_46884_4014.N1	16-FEB-2011 23:46:28	Dark	44.000	99	Del Cen	2.5750	26000.	88	46884	No
249	GOM_NL__2PRFIN20110216_234923_000000473099_00318_46884_4015.N1	16-FEB-2011 23:49:23	Dark	46.500	113	Mu Vel	2.6920	5000.0	93	46884	No

3. Quality information per product

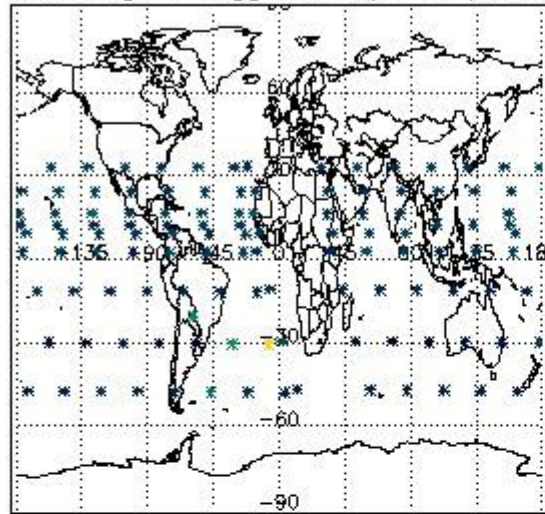
In this section it is plotted some information contained in the Quality Summary data set of the level 2 products. Only products in dark limb conditions and without errors (error flag in the MPH set to "0") are used.

3.1 Plot quality information per product (time dependant)

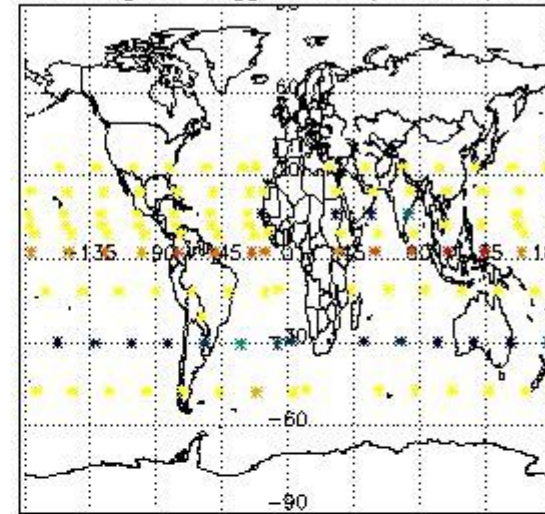


3.2 Plot quality information per product (world map)

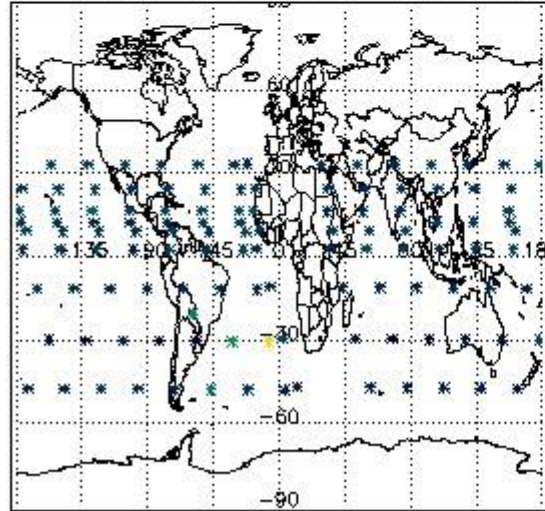
Percentage of flagged data per O3 profile




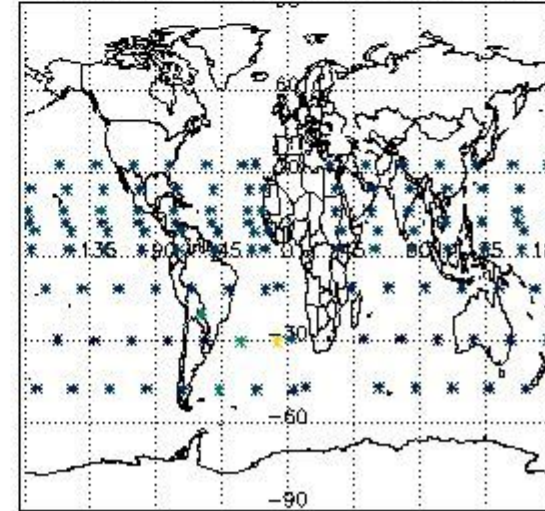
Percentage of flagged data per H2O profile



Percentage of flagged data per NO2 profile



Percentage of flagged data per NO3 profile

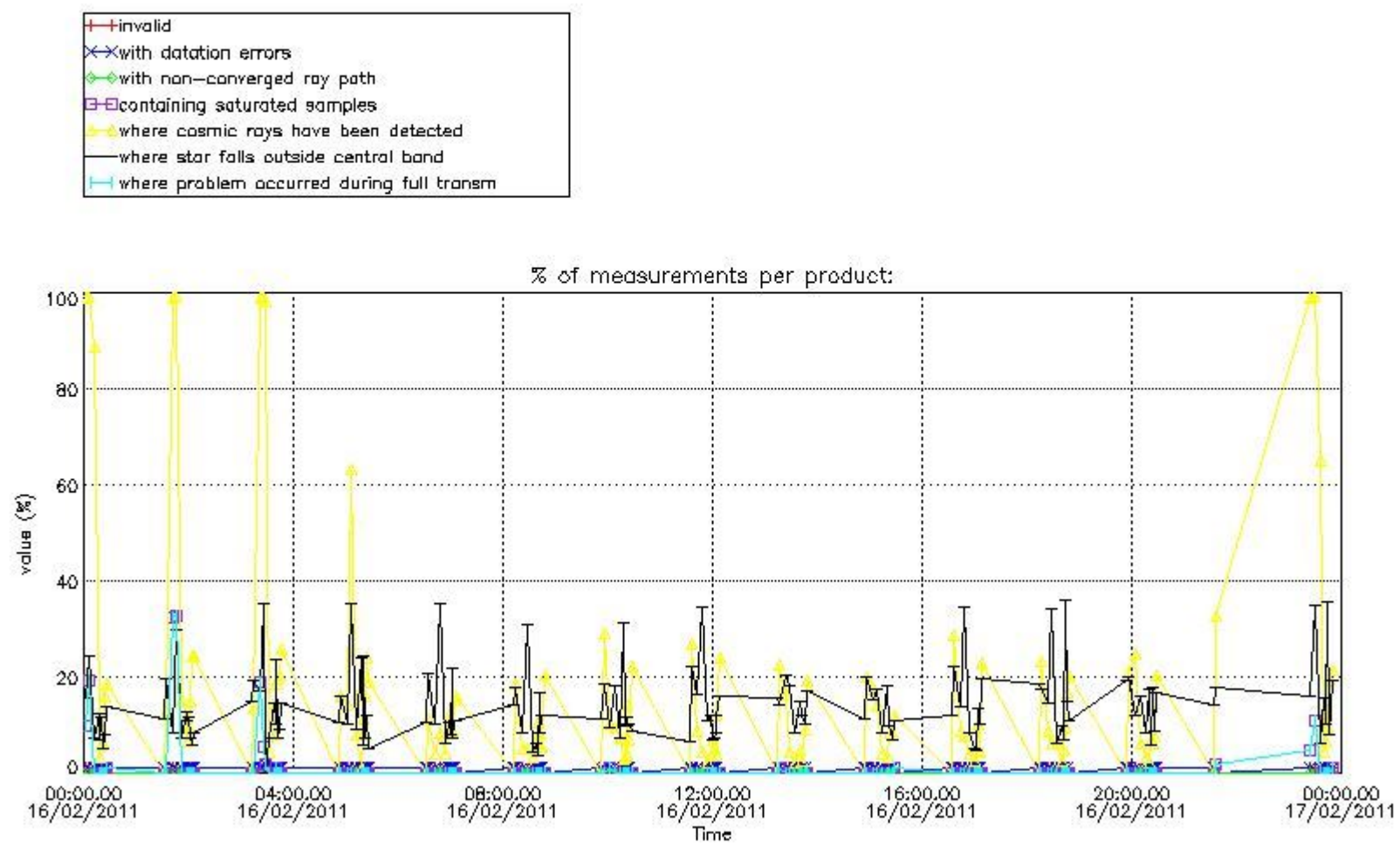


4. Level 1 quality information per product

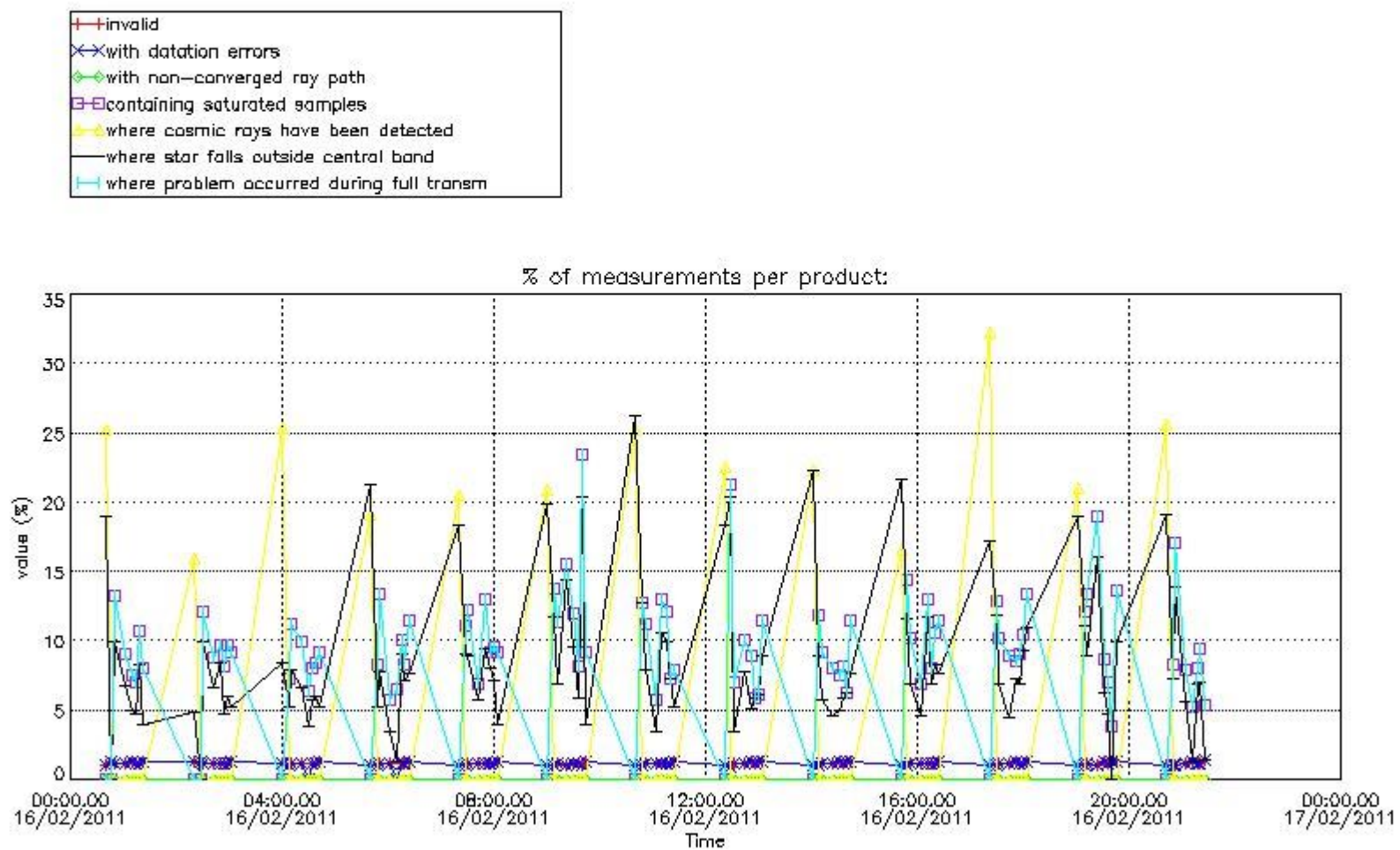
In this section it is plotted some information contained in the Quality Summary data set of the level 2 products that comes from the level 1b processing. Products without errors (error flag in the MPH set to "0") are used.

4.1 Plot quality information per product (time dependant) coming from level 1b processing

4.1.1 Plot level 1 quality information per product (time dependant): ENVISAT ASCENDING passes



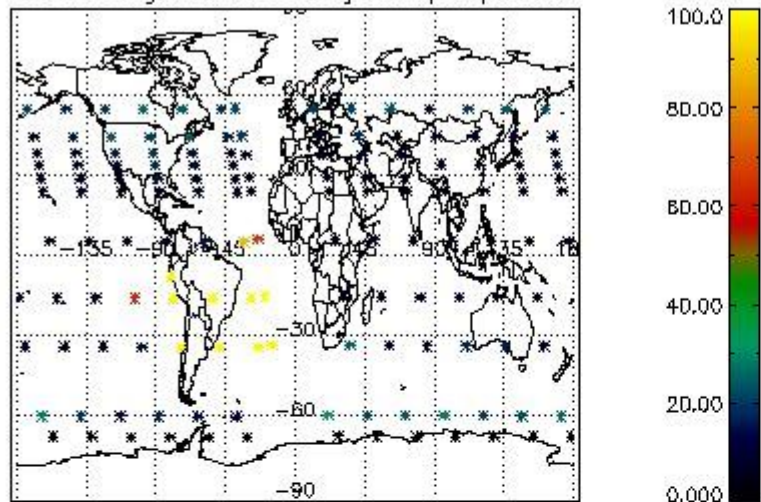
4.1.2 Plot level 1 quality information per product (time dependant): ENVI SAT DESCENDING passes



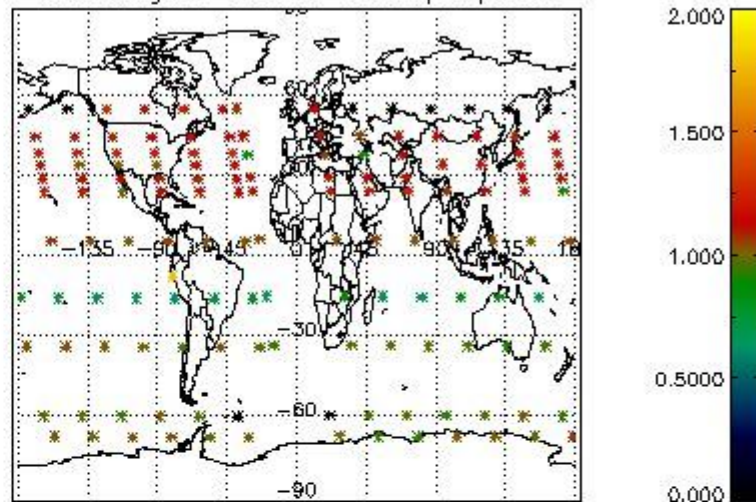
4.2 Plot quality information per product coming from level 1b processing (world map)

4.2.1 Plot level 1 quality information per product (world map): ENVISAT ASCENDING passes

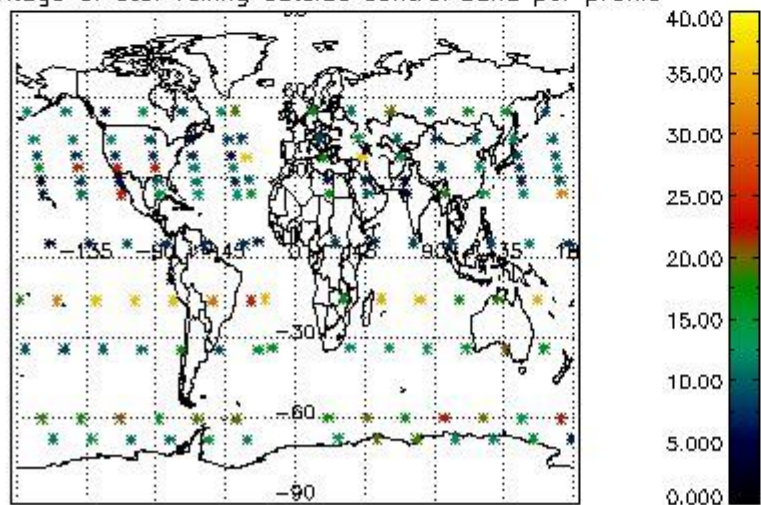
Percentage of cosmic ray hits per profile



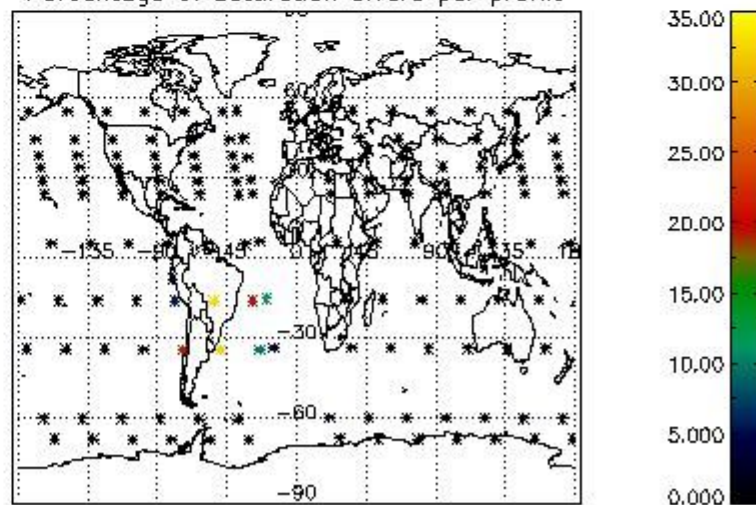
Percentage of datation errors per profile



Percentage of star falling outside central band per profile

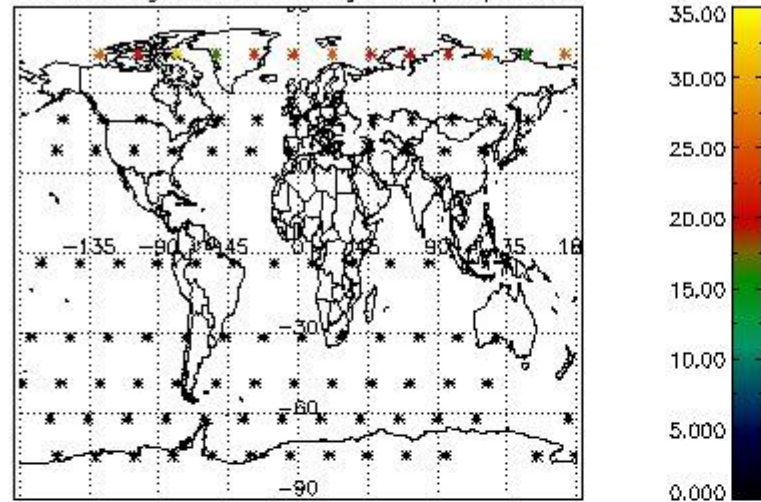


Percentage of saturation errors per profile

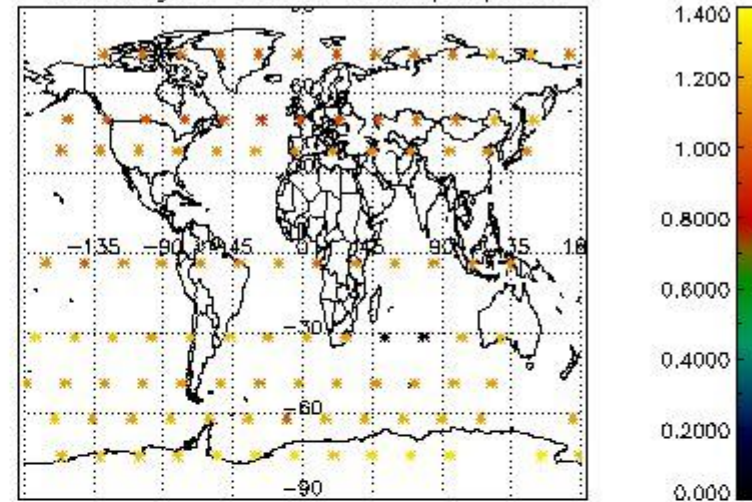


4.2.2 Plot level 1 quality information per product (world map): ENVISAT DESCENDING passes

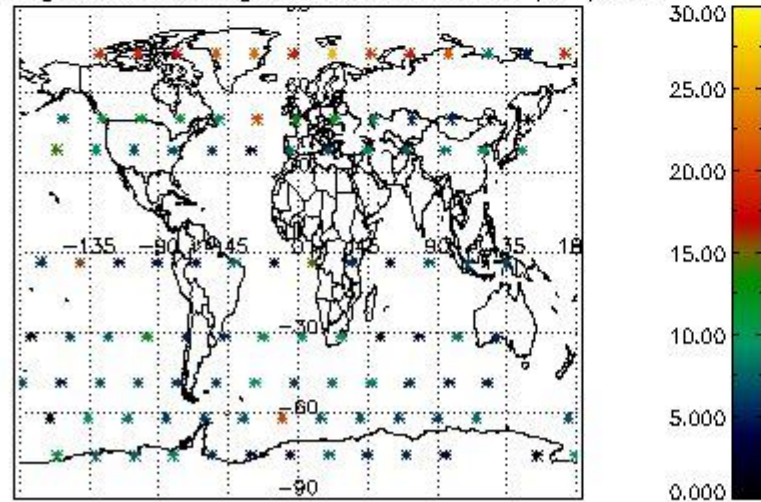
Percentage of cosmic ray hits per profile



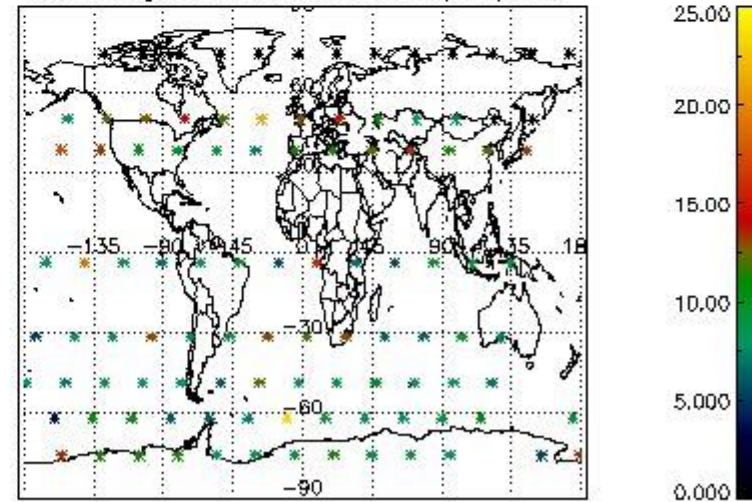
Percentage of datation errors per profile



Percentage of star falling outside central band per profile



Percentage of saturation errors per profile



5. Trace gas profiles

5.1 Ozone statistics based on quality of products

The final quality of the products can be "measured" using the STD (Standard Deviation) attached to every point profile. This information is written to the parameter GOM_NL__2P/NL_LOCAL_SPECIES_DENSITY/o3_std of the level 2 products. The table below shows the statistics for given STD ranges.

The statistics are given with respect to the overall valid production:

- Products without fatal errors: GOM_NL__2P/MPH/PRODUCT_ERR=0
- Valid point profile: GOM_NL__2P/NL_LOCAL_SPECIES_DENSITY/pcd(0)=0

The 'Criteria' is applied to valid points of dark limb products:

- Products in dark limb illumination condition: GOM_NL__2P/NL_SUMMARY_QUALITY/obs_ill_cond=0
- Products without fatal errors: GOM_NL__2P/MPH/PRODUCT_ERR=0
- Valid point profile: GOM_NL__2P/NL_LOCAL_SPECIES_DENSITY/pcd(0)=0

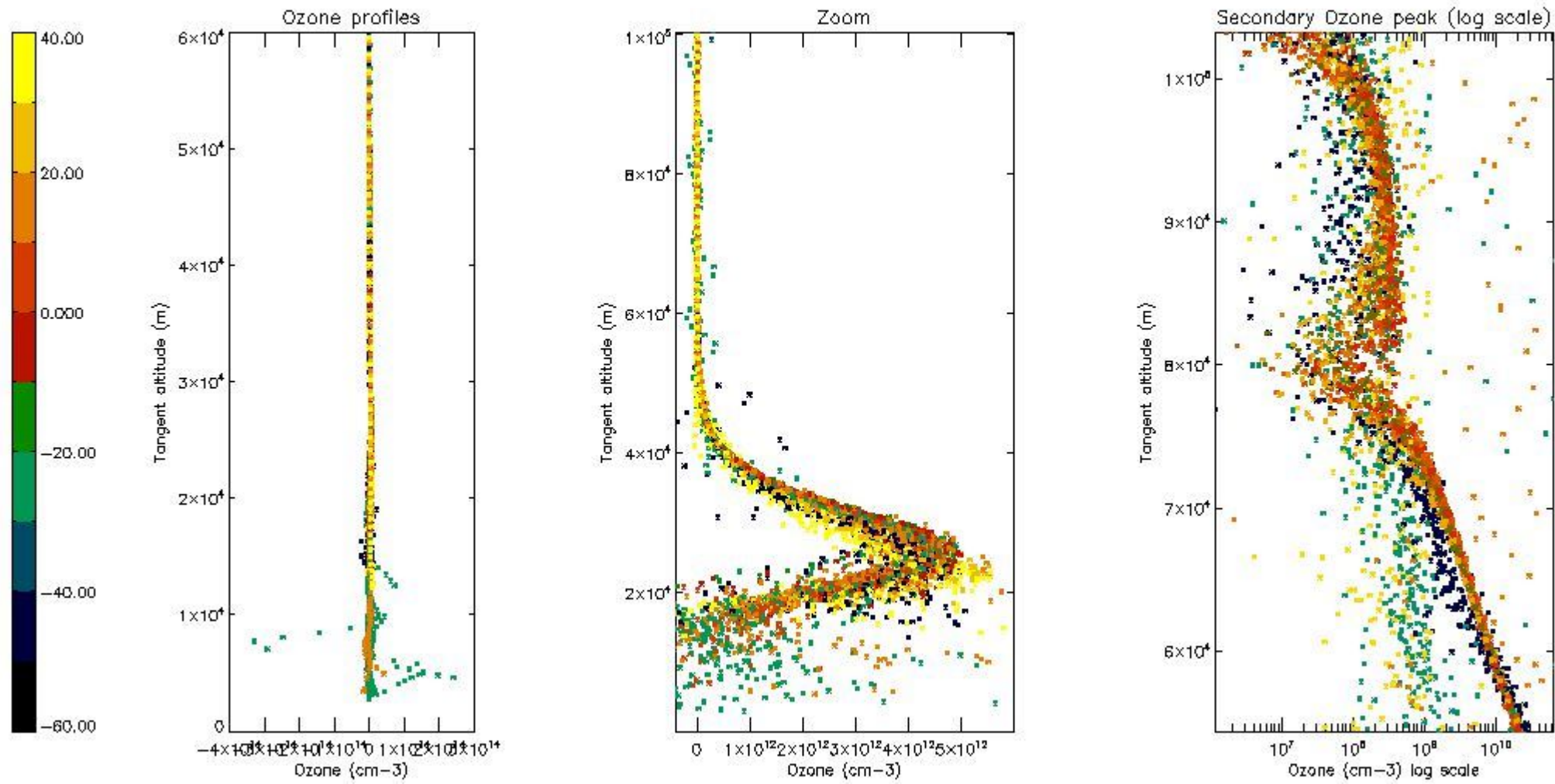
So, the table below shows the percentage of dark limb and valid observations for each criteria with respect to the overall valid daily observations.

Criteria	% of total production
All STD	50
STD < 20	26

STD < 10	20
STD < 5	14

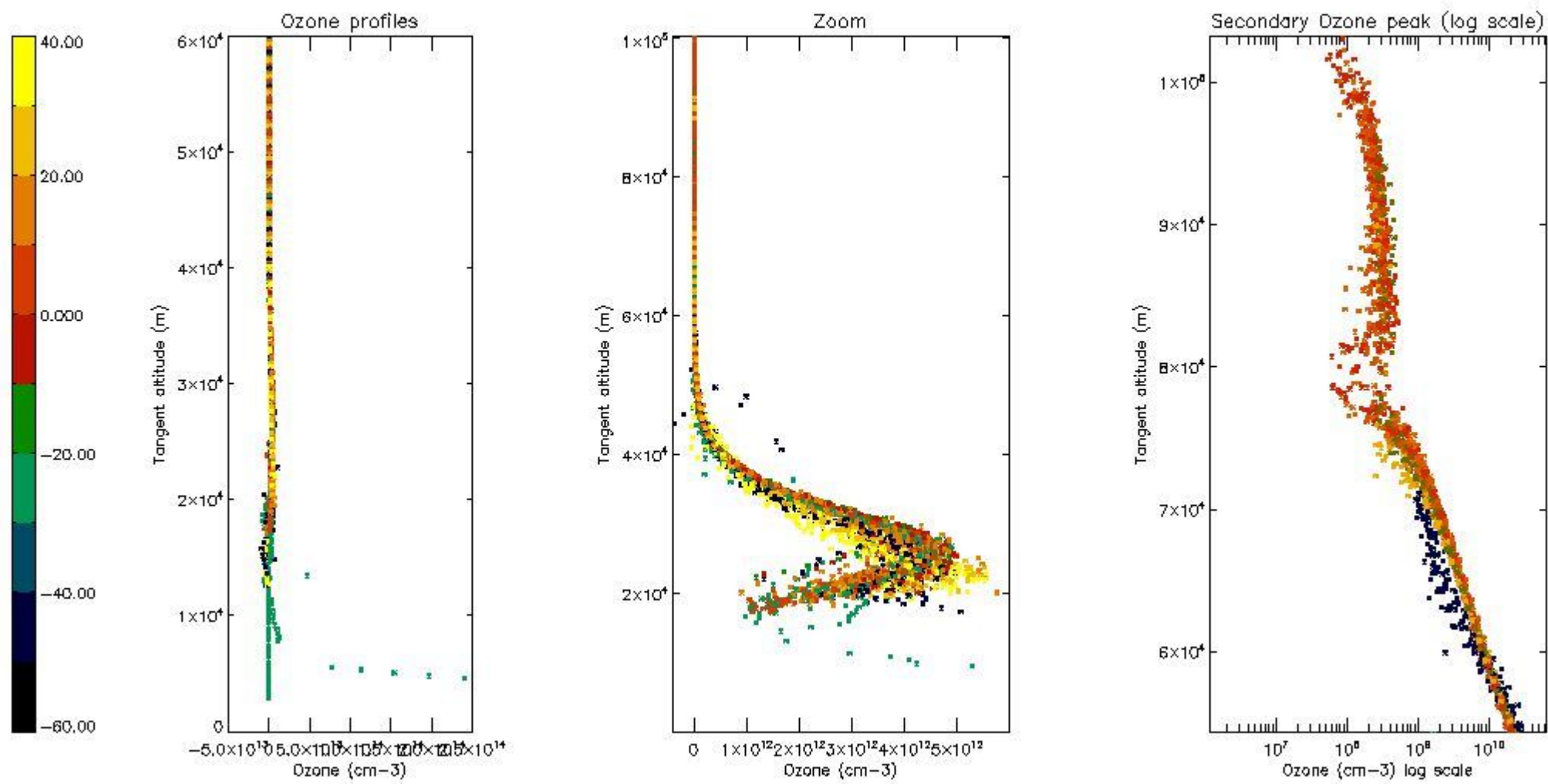
5.2 Plot ozone profiles for all STD (dark without errors)

The colorbar represents the latitude.



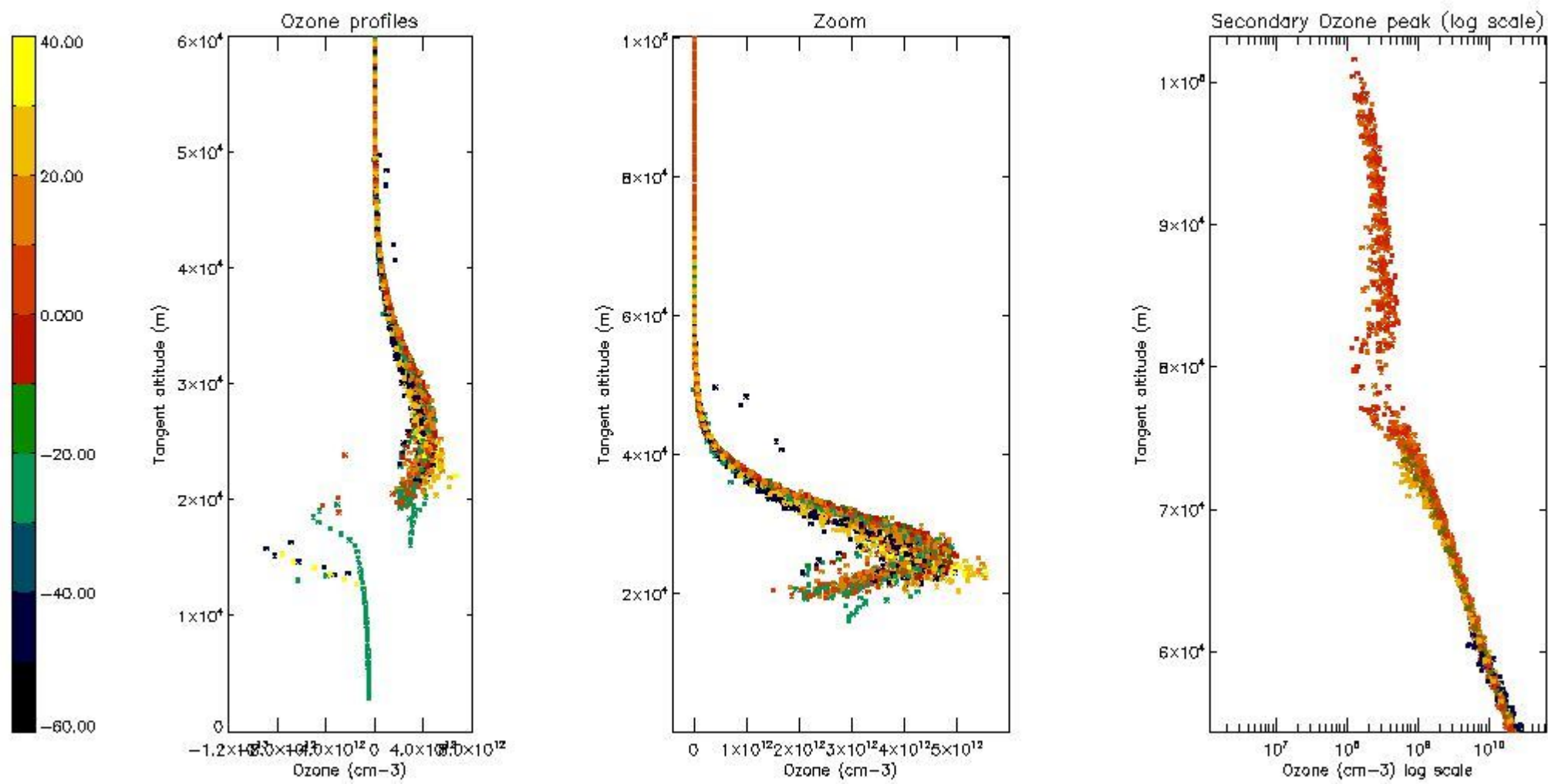
5.3 Plot ozone profiles where STD < 20% (dark without errors)

The colorbar represents the latitude.



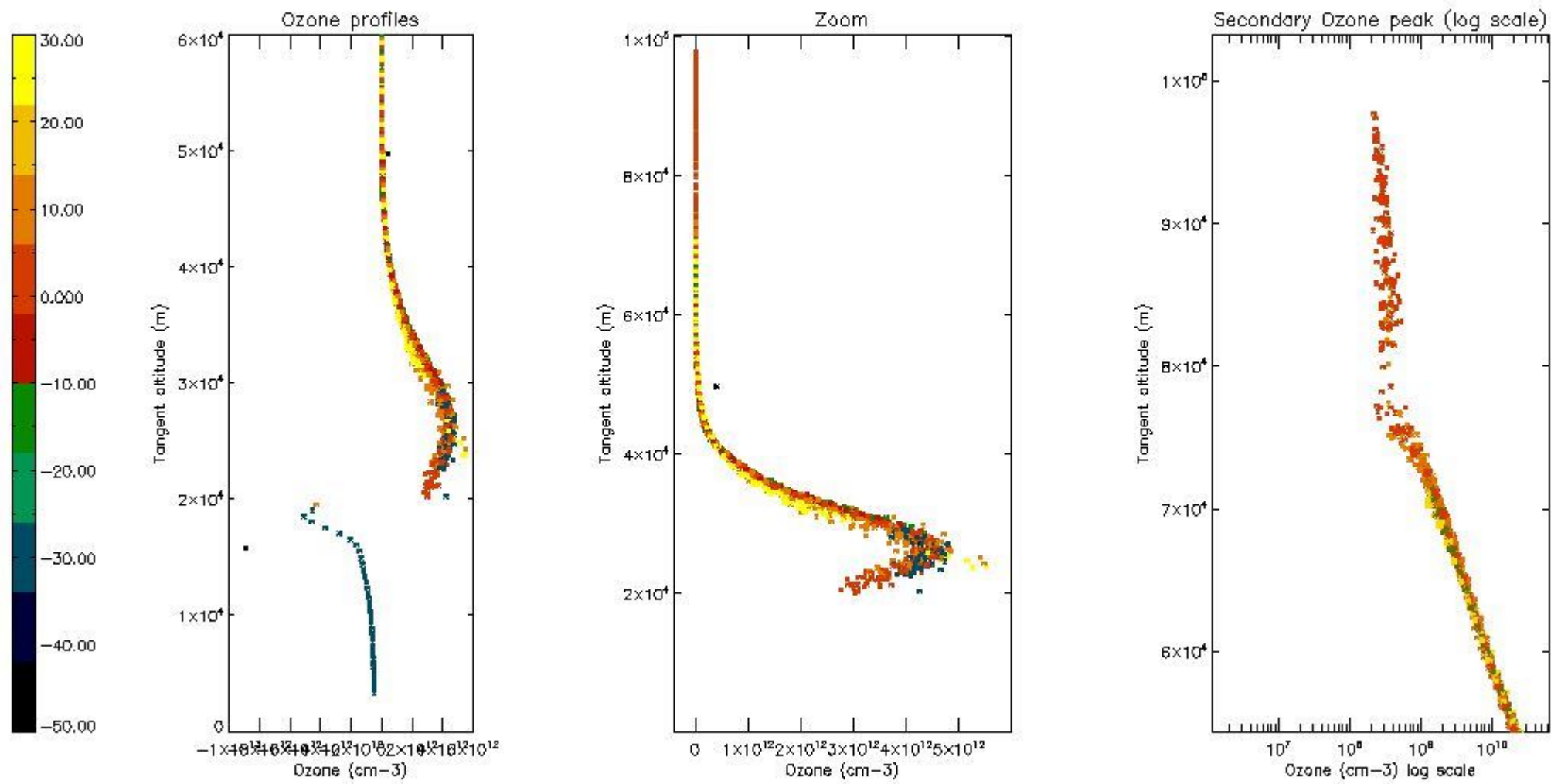
5.4 Plot ozone profiles where $STD < 10\%$ (dark without errors)

The colorbar represents the latitude.



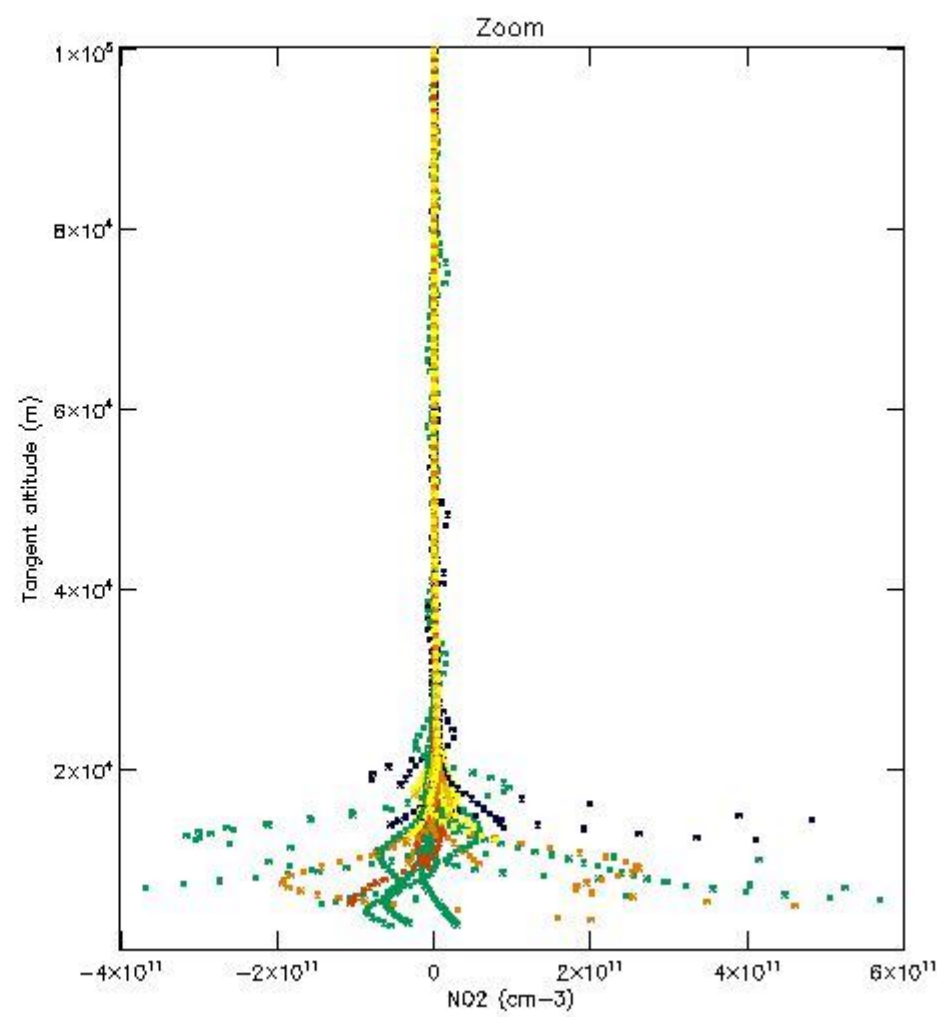
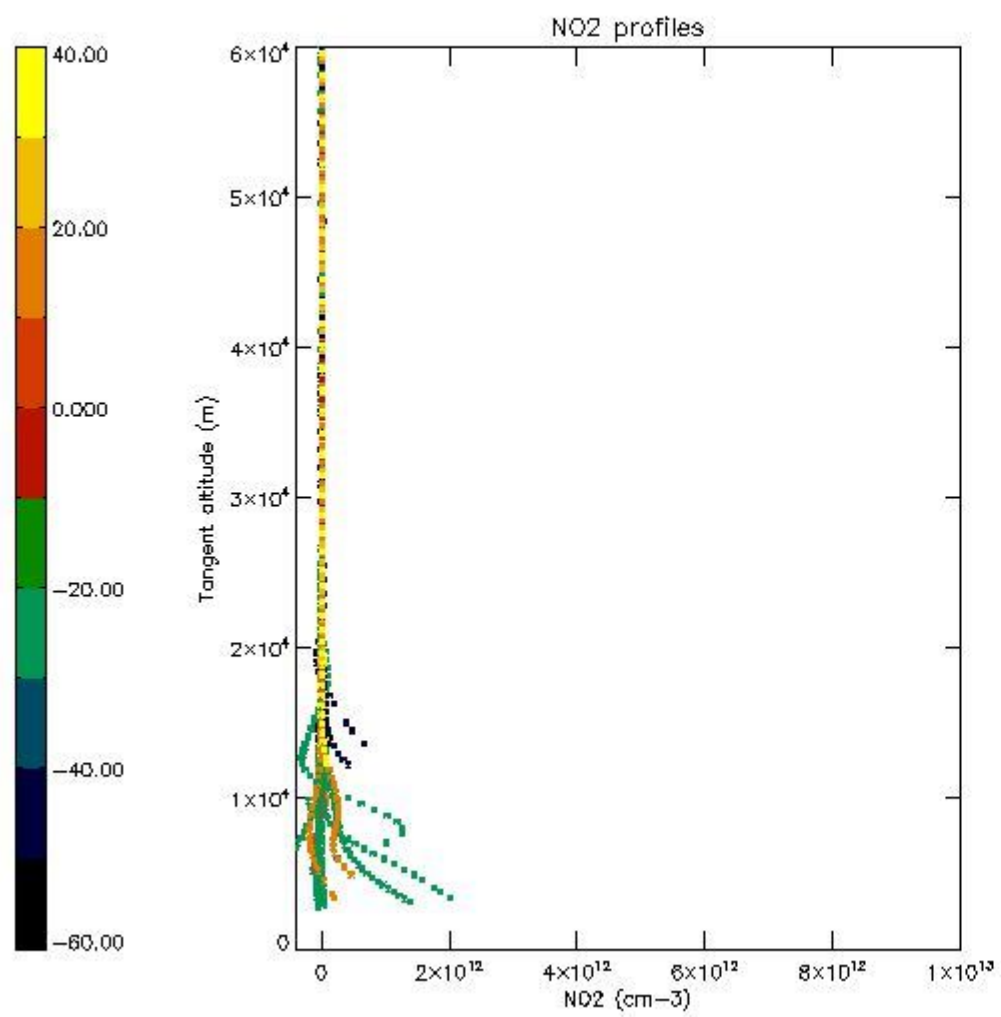
5.5 Plot ozone profiles where STD < 5% (dark without errors)

The colorbar represents the latitude.



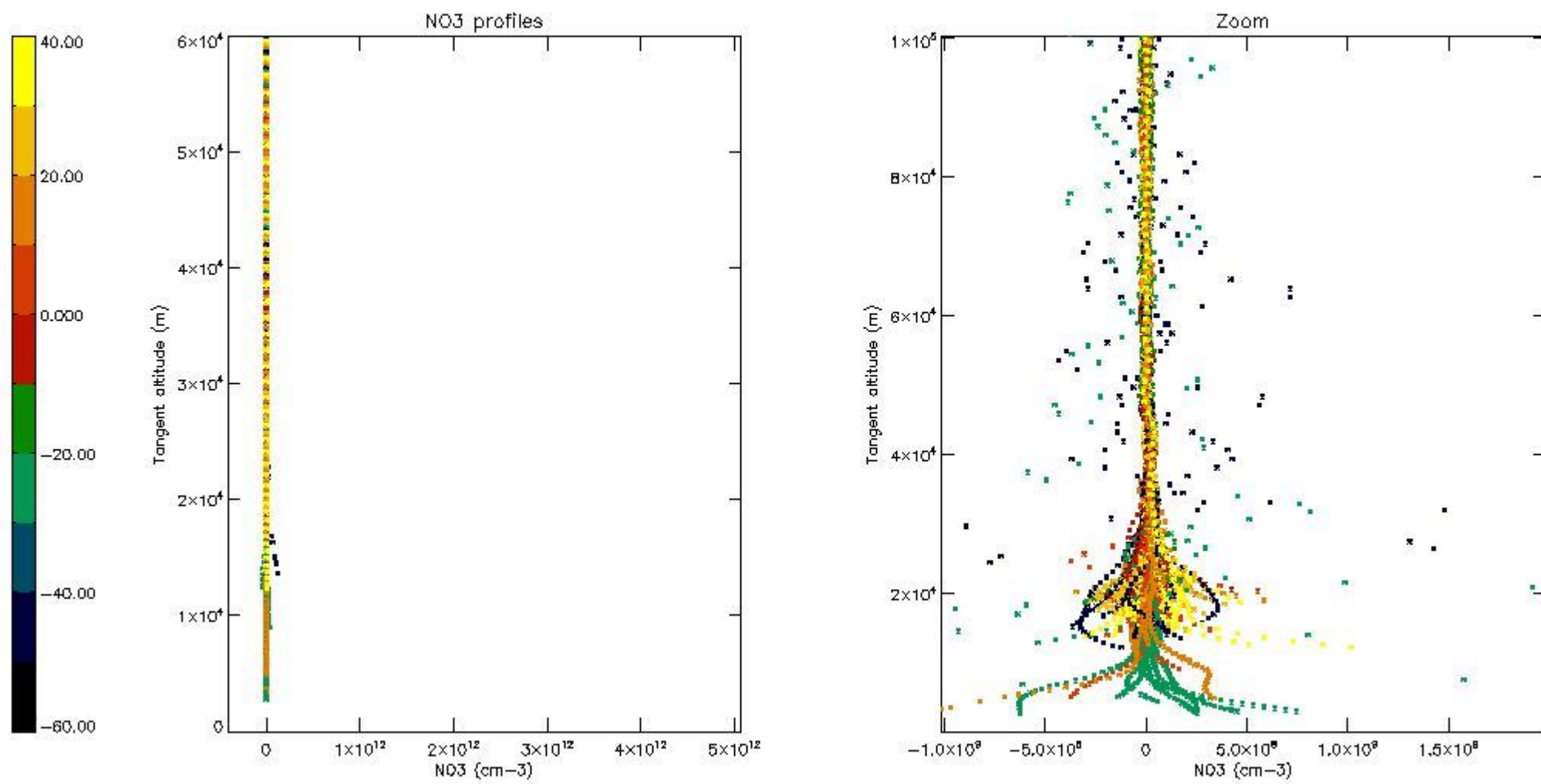
5.6 Plot NO₂ profiles for all STD (dark without errors)

The colorbar represents the latitude.



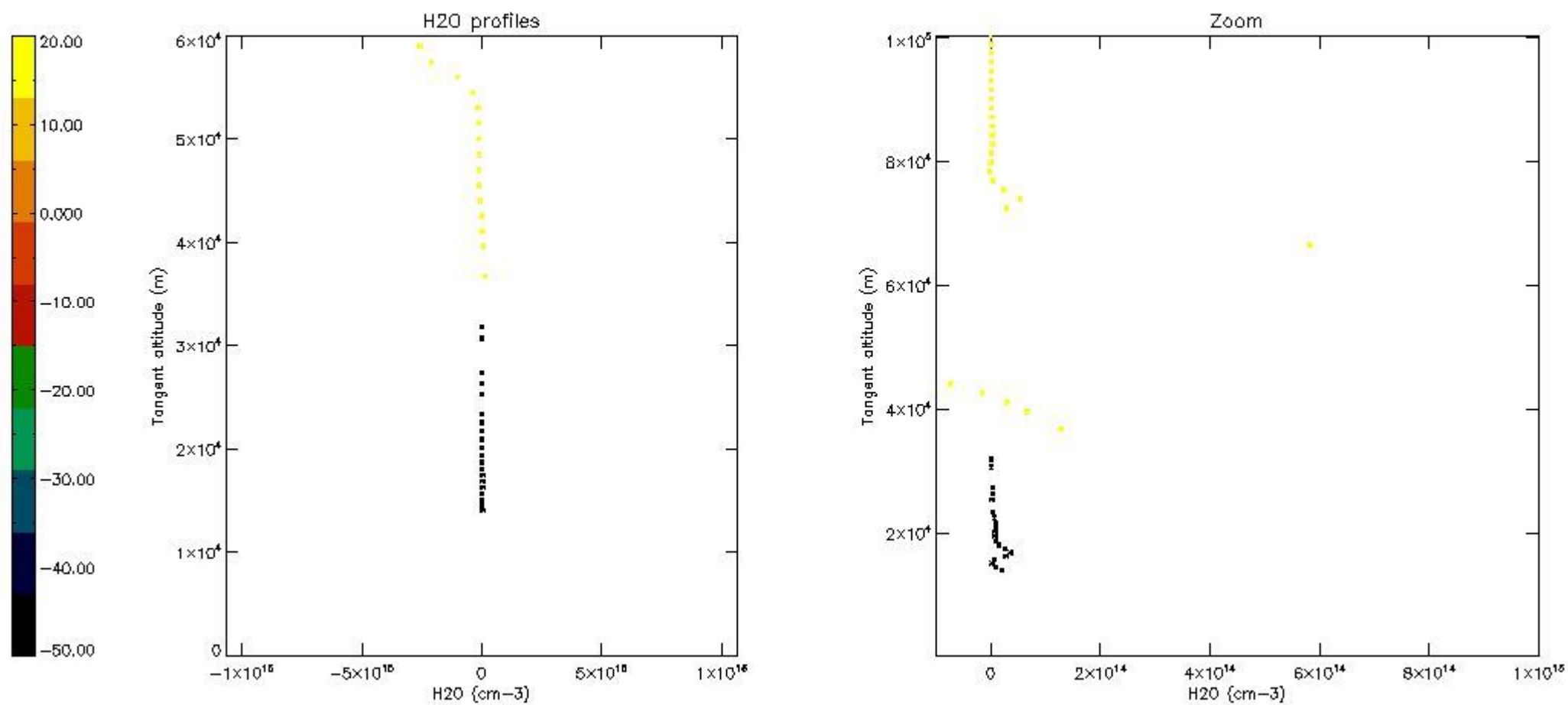
5.7 Plot NO3 profiles for all STD (dark without errors)

The colorbar represents the latitude.



5.8 Plot H2O profiles for all STD (only for occultations of stars 1,2,3,4,13,14,16,26,63 dark without errors)

The colorbar represents the latitude.



6. Auxiliary Data Files used for the production reported in section 2

The number reported in the third column indicates since which file (see list in section 2) the corresponding auxiliary file has been used. The fourth column is the date of those product files.

Type	Auxiliary Filename	Used since product	Used since product date
INST_PHYS_CHARACTERISTICS	GOM_INS_AXVIEC20091111_143220_20030716_120000_20500101_000000	1	16-FEB-2011 00:01:04
LEVEL-2_PROC_CONFIG	GOM_PR2_AXVIEC20091111_152718_20020301_000000_20500101_000000	1	16-FEB-2011 00:01:04
CROSS_SECTIONS_FILE	GOM_CRS_AXVIEC20091111_154832_20020301_000000_20500101_000000	1	16-FEB-2011 00:01:04

GOMOS Level 2 Daily Report

SUMMARY

[1. General Info](#)

[2. Summary of processed GOM_NL_2P products](#)

[3. Level 2 Quality information per product](#)

[3.1 Plot of level 2 quality information per product \(time dependant\)](#)

[3.2 Plot of level 2 quality information per product \(world map\)](#)

[4. Level 1 Quality information per product \(stored on level 2 products\)](#)

[4.1 Plot of level 1 quality information per product \(time dependant\)](#)

[4.1.1 Plot of level 1 quality information per product \(time dependant\): ASCENDING](#)

[4.1.2 Plot of level 1 quality information per product \(time dependant\): DESCENDING](#)

[4.2 Plot of level 1 quality information per product \(world map\)](#)

[4.2.1 Plot of level 1 quality information per product \(world map\): ASCENDING](#)

[4.2.2 Plot of level 1 quality information per product \(world map\): DESCENDING](#)

[5. Ozone profiles based on quality statistics and other trace gas profiles](#)

[5.1 Ozone statistics based on quality of products](#)

[5.2 Plot ozone profiles for all STD \(dark without errors\)](#)

[5.3 Plot ozone profiles where STD < 20% \(dark without errors\)](#)

[5.4. Plot ozone profiles where STD < 10% \(dark without errors\)](#)

[5.5. Plot ozone profiles where STD < 5% \(dark without errors\)](#)

[5.6 Plot NO2 profiles for all STD \(dark without errors\)](#)

[5.7 Plot NO3 profiles for all STD \(dark without errors\)](#)

[5.8 Plot H2O profiles \(only for occultations of stars 1,2,3,4,13,14,16,26,63 dark without errors\) for all STD](#)

[6. Auxiliary Data Files used for the production reported in section 2](#)

This report presents the daily analysis on parameters extracted from GOMOS level 2 data (GOM_NL__2P). It is intended to monitor some important parameters that will impact the quality of these products. A list of level 2 products (and content) that have arrived during the reporting day to the PCF is also given.

Item	Value
Time of report generation	24APR2013 10:21:32
Data source version	GOMOS/6.01
Start time of products	16-02-2011 (16FEB2011 00:00:00)
Stop time of products	17-02-2011 (17FEB2011 00:00:00)
Store outputs in DB	Yes
Nb of level 2 prods	249
Nb of prods with errors	0

2. Summary of processed GOM_NL__2P products.

Nr	Filename	UTC Start time	Limb	Duration	Star Id	Star Name	Star Mag	Star Temp	Nb Meas	Orbit	Prod. error
1	GOM_NL__2PRFIN20110216_000104_000000523099_00303_46869_3382.N1	16-FEB-2011 00:01:04	Dark	51.500	86	35Eta Oph	2.4300	10200.	103	46869	No
2	GOM_NL__2PRFIN20110216_000610_000000623099_00303_46869_3383.N1	16-FEB-2011 00:06:10	Dark	62.000	16	21Alp Sco	1.0200	3000.0	124	46869	No
3	GOM_NL__2PRFIN20110216_001204_000000493099_00304_46870_3390.N1	16-FEB-2011 00:12:04	Dark	48.500	131	Gam Lup	2.8000	26000.	97	46870	No
4	GOM_NL__2PRFIN20110216_001715_000000443099_00304_46870_3391.N1	16-FEB-2011 00:17:15	Dark	44.000	10	Bet Cen	0.61000	28000.	88	46870	No
5	GOM_NL__2PRFIN20110216_001838_000000443099_00304_46870_3392.N1	16-FEB-2011 00:18:38	Dark	44.000	77	Eps Cen	2.3030	28000.	88	46870	No
6	GOM_NL__2PRFIN20110216_002004_000000433099_00304_46870_3393.N1	16-FEB-2011 00:20:04	Dark	43.000	20	Bet Cru	1.2530	30000.	86	46870	No
7	GOM_NL__2PRFIN20110216_002118_000000403099_00304_46870_3394.N1	16-FEB-2011 00:21:18	Dark	39.500	129	Del Cru	2.7930	26000.	79	46870	No
8	GOM_NL__2PRFIN20110216_002303_000000443099_00304_46870_3395.N1	16-FEB-2011 00:23:03	Dark	44.000	99	Del Cen	2.5750	26000.	88	46870	No
9	GOM_NL__2PRFIN20110216_002601_000000443099_00304_46870_3396.N1	16-FEB-2011 00:26:01	Dark	43.500	113	Mu Vel	2.6920	5000.0	87	46870	No
10	GOM_NL__2PRFIN20110216_003929_000000483099_00304_46870_3397.N1	16-FEB-2011 00:39:29	Straylight	47.500	48	30Alp Hya	1.9770	4100.0	95	46870	No
11	GOM_NL__2PRFIN20110216_004647_000000413099_00304_46870_3398.N1	16-FEB-2011 00:46:47	Bright	41.000	22	32Alp Leo	1.3600	15200.	82	46870	No
12	GOM_NL__2PRFIN20110216_005005_000000463099_00304_46870_3399.N1	16-FEB-2011 00:50:05	Bright	45.500	166	17Eps Leo	2.9800	6000.0	91	46870	No
13	GOM_NL__2PRFIN20110216_010151_000000453099_00304_46870_3400.N1	16-FEB-2011 01:01:51	Bright	44.500	82	48Bet UMa	2.3650	10600.	89	46870	No
14	GOM_NL__2PRFIN20110216_010935_000000403099_00304_46870_3401.N1	16-FEB-2011 01:09:35	Bright	40.000	60	7Bet UMi	2.0810	3950.0	80	46870	No
15	GOM_NL__2PRFIN20110216_011424_000000433099_00304_46870_3402.N1	16-FEB-2011 01:14:24	Bright	42.500	119	14Eta Dra	2.7270	4700.0	85	46870	No
16	GOM_NL__2PRFIN20110216_011813_000000423099_00304_46870_3403.N1	16-FEB-2011 01:18:13	Bright	42.000	130	23Bet Dra	2.7990	5800.0	84	46870	No
17	GOM_NL__2PRFIN20110216_012230_000000383099_00304_46870_3404.N1	16-FEB-2011 01:22:30	Bright	37.500	5	3Alp Lyr	0.033000	11000.	75	46870	No
18	GOM_NL__2PRFIN20110216_013137_000000493099_00304_46870_3405.N1	16-FEB-2011 01:31:37	Bright	48.500	59	55Alp Oph	2.0800	8900.0	97	46870	No
19	GOM_NL__2PRFIN20110216_013355_000000513099_00304_46870_3406.N1	16-FEB-2011 01:33:55	Twilight	51.000	126	60Bet Oph	2.7700	4250.0	102	46870	No
20	GOM_NL__2PRFIN20110216_014119_000000483099_00304_46870_3407.N1	16-FEB-2011 01:41:19	Dark	48.000	86	35Eta Oph	2.4300	10200.	96	46870	No
21	GOM_NL__2PRFIN20110216_014624_000000673099_00304_46870_3408.N1	16-FEB-2011 01:46:24	Dark	67.000	16	21Alp Sco	1.0200	3000.0	134	46870	No
22	GOM_NL__2PRFIN20110216_015219_000000493099_00305_46871_3433.N1	16-FEB-2011 01:52:19	Dark	49.000	131	Gam Lup	2.8000	26000.	98	46871	No
23	GOM_NL__2PRFIN20110216_015730_000000433099_00305_46871_3434.N1	16-FEB-2011 01:57:30	Dark	43.000	10	Bet Cen	0.61000	28000.	86	46871	No
24	GOM_NL__2PRFIN20110216_015853_000000463099_00305_46871_3435.N1	16-FEB-2011 01:58:53	Dark	46.000	77	Eps Cen	2.3030	28000.	92	46871	No
25	GOM_NL__2PRFIN20110216_020019_000000433099_00305_46871_3436.N1	16-FEB-2011 02:00:19	Dark	43.000	20	Bet Cru	1.2530	30000.	86	46871	No
26	GOM_NL__2PRFIN20110216_020133_000000413099_00305_46871_3437.N1	16-FEB-2011 02:01:33	Dark	40.500	129	Del Cru	2.7930	26000.	81	46871	No
27	GOM_NL__2PRFIN20110216_020317_000000433099_00305_46871_3438.N1	16-FEB-2011 02:03:17	Dark	43.000	99	Del Cen	2.5750	26000.	86	46871	No
28	GOM_NL__2PRFIN20110216_020615_000000413099_00305_46871_3439.N1	16-FEB-2011 02:06:15	Dark	41.000	113	Mu Vel	2.6920	5000.0	82	46871	No
29	GOM_NL__2PRFIN20110216_021944_000000413099_00305_46871_3440.N1	16-FEB-2011 02:19:44	Straylight	41.000	48	30Alp Hya	1.9770	4100.0	82	46871	No
30	GOM_NL__2PRFIN20110216_022701_000000413099_00305_46871_3441.N1	16-FEB-2011 02:27:01	Bright	41.000	22	32Alp Leo	1.3600	15200.	82	46871	No
31	GOM_NL__2PRFIN20110216_023018_000000463099_00305_46871_3442.N1	16-FEB-2011 02:30:18	Bright	45.500	166	17Eps Leo	2.9800	6000.0	91	46871	No
32	GOM_NL__2PRFIN20110216_024204_000000463099_00305_46871_3443.N1	16-FEB-2011 02:42:04	Bright	45.500	82	48Bet UMa	2.3650	10600.	91	46871	No
33	GOM_NL__2PRFIN20110216_024948_000000423099_00305_46871_3444.N1	16-FEB-2011 02:49:48	Bright	41.500	60	7Bet UMi	2.0810	3950.0	83	46871	No
34	GOM_NL__2PRFIN20110216_025438_000000433099_00305_46871_3445.N1	16-FEB-2011 02:54:38	Bright	43.000	119	14Eta Dra	2.7270	4700.0	86	46871	No
35	GOM_NL__2PRFIN20110216_025827_000000423099_00305_46871_3446.N1	16-FEB-2011 02:58:27	Bright	41.500	130	23Bet Dra	2.7990	5800.0	83	46871	No
36	GOM_NL__2PRFIN20110216_030244_000000383099_00305_46871_3447.N1	16-FEB-2011 03:02:44	Bright	38.000	5	3Alp Lyr	0.033000	11000.	76	46871	No
37	GOM_NL__2PRFIN20110216_031152_000000513099_00305_46871_3448.N1	16-FEB-2011 03:11:52	Bright	50.500	59	55Alp Oph	2.0800	8900.0	101	46871	No
38	GOM_NL__2PRFIN20110216_031409_000000523099_00305_46871_3449.N1	16-FEB-2011 03:14:09	Twilight	52.000	126	60Bet Oph	2.7700	4250.0	104	46871	No
39	GOM_NL__2PRFIN20110216_032134_000000533099_00305_46871_3450.N1	16-FEB-2011 03:21:34	Dark	52.500	86	35Eta Oph	2.4300	10200.	105	46871	No
40	GOM_NL__2PRFIN20110216_032640_000000723099_00305_46871_3451.N1	16-FEB-2011 03:26:40	Dark	72.000	16	21Alp Sco	1.0200	3000.0	144	46871	No
41	GOM_NL__2PRFIN20110216_032855_000000283099_00305_46871_3452.N1	16-FEB-2011 03:28:55	Dark	28.000	158	6Pi Sco	2.9060	28000.	56	46871	No
42	GOM_NL__2PRFIN20110216_033234_000000483099_00306_46872_3507.N1	16-FEB-2011 03:32:34	Dark	47.500	131	Gam Lup	2.8000	26000.	95	46872	No

43	GOM_NL__2PRFIN20110216_033745_000000453099_00306_46872_3508.N1	16-FEB-2011 03:37:45	Dark	44.500	10	Bet Cen	0.61000	28000.	89	46872	No
44	GOM_NL__2PRFIN20110216_033908_000000453099_00306_46872_3509.N1	16-FEB-2011 03:39:08	Dark	45.000	77	Eps Cen	2.3030	28000.	90	46872	No
45	GOM_NL__2PRFIN20110216_034034_000000493099_00306_46872_3510.N1	16-FEB-2011 03:40:34	Dark	49.000	20	Bet Cru	1.2530	30000.	98	46872	No
46	GOM_NL__2PRFIN20110216_034148_000000413099_00306_46872_3511.N1	16-FEB-2011 03:41:48	Dark	41.000	129	Del Cru	2.7930	26000.	82	46872	No
47	GOM_NL__2PRFIN20110216_034332_000000453099_00306_46872_3512.N1	16-FEB-2011 03:43:32	Dark	44.500	99	Del Cen	2.5750	26000.	89	46872	No
48	GOM_NL__2PRFIN20110216_034630_000000453099_00306_46872_3513.N1	16-FEB-2011 03:46:30	Dark	44.500	113	Mu Vel	2.6920	5000.0	89	46872	No
49	GOM_NL__2PRFIN20110216_035958_000000423099_00306_46872_3514.N1	16-FEB-2011 03:59:58	Straylight	41.500	48	30Alp Hya	1.9770	4100.0	83	46872	No
50	GOM_NL__2PRFIN20110216_040714_000000483099_00306_46872_3515.N1	16-FEB-2011 04:07:14	Bright	48.000	22	32Alp Leo	1.3600	15200.	96	46872	No
51	GOM_NL__2PRFIN20110216_041032_000000453099_00306_46872_3516.N1	16-FEB-2011 04:10:32	Bright	44.500	166	17Eps Leo	2.9800	6000.0	89	46872	No
52	GOM_NL__2PRFIN20110216_042218_000000463099_00306_46872_3517.N1	16-FEB-2011 04:22:18	Bright	45.500	82	48Bet UMa	2.3650	10600.	91	46872	No
53	GOM_NL__2PRFIN20110216_043002_000000393099_00306_46872_3518.N1	16-FEB-2011 04:30:02	Bright	39.000	60	7Bet UMi	2.0810	3950.0	78	46872	No
54	GOM_NL__2PRFIN20110216_043452_000000443099_00306_46872_3519.N1	16-FEB-2011 04:34:52	Bright	43.500	119	14Eta Dra	2.7270	4700.0	87	46872	No
55	GOM_NL__2PRFIN20110216_043841_000000423099_00306_46872_3520.N1	16-FEB-2011 04:38:41	Bright	41.500	130	23Bet Dra	2.7990	5800.0	83	46872	No
56	GOM_NL__2PRFIN20110216_044258_000000383099_00306_46872_3521.N1	16-FEB-2011 04:42:58	Bright	38.000	5	3Alp Lyr	0.033000	11000.	76	46872	No
57	GOM_NL__2PRFIN20110216_045207_000000483099_00306_46872_3522.N1	16-FEB-2011 04:52:07	Bright	48.000	59	55Alp Oph	2.0800	8900.0	96	46872	No
58	GOM_NL__2PRFIN20110216_045424_000000503099_00306_46872_3523.N1	16-FEB-2011 04:54:24	Tw_i_and_stray	49.500	126	60Bet Oph	2.7700	4250.0	99	46872	No
59	GOM_NL__2PRFIN20110216_050149_000000493099_00306_46872_3524.N1	16-FEB-2011 05:01:49	Dark	49.000	86	35Eta Oph	2.4300	10200.	98	46872	No
60	GOM_NL__2PRFIN20110216_050655_000000723099_00306_46872_3525.N1	16-FEB-2011 05:06:55	Dark	72.000	16	21Alp Sco	1.0200	3000.0	144	46872	No
61	GOM_NL__2PRFIN20110216_051249_000000493099_00307_46873_3584.N1	16-FEB-2011 05:12:49	Dark	49.000	131	Gam Lup	2.8000	26000.	98	46873	No
62	GOM_NL__2PRFIN20110216_051759_000000503099_00307_46873_3585.N1	16-FEB-2011 05:17:59	Dark	50.000	10	Bet Cen	0.61000	28000.	100	46873	No
63	GOM_NL__2PRFIN20110216_051923_000000443099_00307_46873_3586.N1	16-FEB-2011 05:19:23	Dark	43.500	77	Eps Cen	2.3030	28000.	87	46873	No
64	GOM_NL__2PRFIN20110216_052048_000000503099_00307_46873_3587.N1	16-FEB-2011 05:20:48	Dark	49.500	20	Bet Cru	1.2530	30000.	99	46873	No
65	GOM_NL__2PRFIN20110216_052202_000000413099_00307_46873_3588.N1	16-FEB-2011 05:22:02	Dark	40.500	129	Del Cru	2.7930	26000.	81	46873	No
66	GOM_NL__2PRFIN20110216_052347_000000463099_00307_46873_3589.N1	16-FEB-2011 05:23:47	Dark	46.000	99	Del Cen	2.5750	26000.	92	46873	No
67	GOM_NL__2PRFIN20110216_052645_000000403099_00307_46873_3590.N1	16-FEB-2011 05:26:45	Dark	39.500	113	Mu Vel	2.6920	5000.0	79	46873	No
68	GOM_NL__2PRFIN20110216_054012_000000473099_00307_46873_3591.N1	16-FEB-2011 05:40:12	Straylight	47.000	48	30Alp Hya	1.9770	4100.0	94	46873	No
69	GOM_NL__2PRFIN20110216_054728_000000483099_00307_46873_3592.N1	16-FEB-2011 05:47:28	Bright	48.000	22	32Alp Leo	1.3600	15200.	96	46873	No
70	GOM_NL__2PRFIN20110216_055046_000000453099_00307_46873_3593.N1	16-FEB-2011 05:50:46	Bright	45.000	166	17Eps Leo	2.9800	6000.0	90	46873	No
71	GOM_NL__2PRFIN20110216_060231_000000443099_00307_46873_3594.N1	16-FEB-2011 06:02:31	Bright	43.500	82	48Bet UMa	2.3650	10600.	87	46873	No
72	GOM_NL__2PRFIN20110216_061016_000000393099_00307_46873_3595.N1	16-FEB-2011 06:10:16	Bright	38.500	60	7Bet UMi	2.0810	3950.0	77	46873	No
73	GOM_NL__2PRFIN20110216_061506_000000453099_00307_46873_3596.N1	16-FEB-2011 06:15:06	Bright	44.500	119	14Eta Dra	2.7270	4700.0	89	46873	No
74	GOM_NL__2PRFIN20110216_061855_000000423099_00307_46873_3597.N1	16-FEB-2011 06:18:55	Bright	42.000	130	23Bet Dra	2.7990	5800.0	84	46873	No
75	GOM_NL__2PRFIN20110216_062312_000000403099_00307_46873_3598.N1	16-FEB-2011 06:23:12	Bright	39.500	5	3Alp Lyr	0.033000	11000.	79	46873	No
76	GOM_NL__2PRFIN20110216_063221_000000483099_00307_46873_3599.N1	16-FEB-2011 06:32:21	Bright	48.000	59	55Alp Oph	2.0800	8900.0	96	46873	No
77	GOM_NL__2PRFIN20110216_063438_000000533099_00307_46873_3600.N1	16-FEB-2011 06:34:38	Tw_i_and_stray	53.000	126	60Bet Oph	2.7700	4250.0	106	46873	No
78	GOM_NL__2PRFIN20110216_064203_000000503099_00307_46873_3601.N1	16-FEB-2011 06:42:03	Dark	49.500	86	35Eta Oph	2.4300	10200.	99	46873	No
79	GOM_NL__2PRFIN20110216_064710_000000723099_00307_46873_3602.N1	16-FEB-2011 06:47:10	Dark	72.000	16	21Alp Sco	1.0200	3000.0	144	46873	No
80	GOM_NL__2PRFIN20110216_065304_000000483099_00308_46874_3665.N1	16-FEB-2011 06:53:04	Dark	48.000	131	Gam Lup	2.8000	26000.	96	46874	No
81	GOM_NL__2PRFIN20110216_065814_000000423099_00308_46874_3666.N1	16-FEB-2011 06:58:14	Dark	42.000	10	Bet Cen	0.61000	28000.	84	46874	No
82	GOM_NL__2PRFIN20110216_065937_000000443099_00308_46874_3667.N1	16-FEB-2011 06:59:37	Dark	44.000	77	Eps Cen	2.3030	28000.	88	46874	No
83	GOM_NL__2PRFIN20110216_070103_000000493099_00308_46874_3668.N1	16-FEB-2011 07:01:03	Dark	48.500	20	Bet Cru	1.2530	30000.	97	46874	No
84	GOM_NL__2PRFIN20110216_070217_000000413099_00308_46874_3669.N1	16-FEB-2011 07:02:17	Dark	40.500	129	Del Cru	2.7930	26000.	81	46874	No
85	GOM_NL__2PRFIN20110216_070401_000000463099_00308_46874_3670.N1	16-FEB-2011 07:04:01	Dark	45.500	99	Del Cen	2.5750	26000.	91	46874	No
86	GOM_NL__2PRFIN20110216_070659_000000413099_00308_46874_3671.N1	16-FEB-2011 07:06:59	Dark	41.000	113	Mu Vel	2.6920	5000.0	82	46874	No
87	GOM_NL__2PRFIN20110216_072026_000000473099_00308_46874_3672.N1	16-FEB-2011 07:20:26	Straylight	46.500	48	30Alp Hya	1.9770	4100.0	93	46874	No
88	GOM_NL__2PRFIN20110216_072742_000000503099_00308_46874_3673.N1	16-FEB-2011 07:27:42	Bright	49.500	22	32Alp Leo	1.3600	15200.	99	46874	No
89	GOM_NL__2PRFIN20110216_073059_000000453099_00308_46874_3674.N1	16-FEB-2011 07:30:59	Bright	45.000	166	17Eps Leo	2.9800	6000.0	90	46874	No
90	GOM_NL__2PRFIN20110216_074245_000000443099_00308_46874_3675.N1	16-FEB-2011 07:42:45	Bright	44.000	82	48Bet UMa	2.3650	10600.	88	46874	No
91	GOM_NL__2PRFIN20110216_075029_000000433099_00308_46874_3676.N1	16-FEB-2011 07:50:29	Bright	42.500	60	7Bet UMi	2.0810	3950.0	85	46874	No
92	GOM_NL__2PRFIN20110216_075519_000000443099_00308_46874_3677.N1	16-FEB-2011 07:55:19	Bright	43.500	119	14Eta Dra	2.7270	4700.0	87	46874	No
93	GOM_NL__2PRFIN20110216_075908_000000423099_00308_46874_3678.N1	16-FEB-2011 07:59:08	Bright	42.000	130	23Bet Dra	2.7990	5800.0	84	46874	No
94	GOM_NL__2PRFIN20110216_080326_000000383099_00308_46874_3679.N1	16-FEB-2011 08:03:26	Bright	38.000	5	3Alp Lyr	0.033000	11000.	76	46874	No
95	GOM_NL__2PRFIN20110216_081236_000000503099_00308_46874_3680.N1	16-FEB-2011 08:12:36	Bright	50.000	59	55Alp Oph	2.0800	8900.0	100	46874	No
96	GOM_NL__2PRFIN20110216_081453_000000513099_00308_46874_3681.N1	16-FEB-2011 08:14:53	Tw_i_and_stray	51.000	126	60Bet Oph	2.7700	4250.0	102	46874	No
97	GOM_NL__2PRFIN20110216_082218_000000483099_00308_46874_3682.N1	16-FEB-2011 08:22:18	Dark	48.000	86	35Eta Oph	2.4300	10200.	96	46874	No
98	GOM_NL__2PRFIN20110216_082725_000000683099_00308_46874_3683.N1	16-FEB-2011 08:27:25	Dark	68.000	16	21Alp Sco	1.0200	3000.0	136	46874	No
99	GOM_NL__2PRFIN20110216_083319_000000473099_00309_46875_3692.N1	16-FEB-2011 08:33:19	Dark	46.500	131	Gam Lup	2.8000	26000.	93	46875	No
100	GOM_NL__2PRFIN20110216_083829_000000413099_00309_46875_3693.N1	16-FEB-2011 08:38:29	Dark	40.500	10	Bet Cen	0.61000	28000.	81	46875	No
101	GOM_NL__2PRFIN20110216_083952_000000423099_00309_46875_3694.N1	16-FEB-2011 08:39:52	Dark	42.000	77	Eps Cen	2.3030	28000.	84	46875	No

102	GOM_NL__2PRFIN20110216_084117_000000453099_00309_46875_3695.N1	16-FEB-2011 08:41:17	Dark	45.000	20	Bet Cru	1.2530	30000.	90	46875	No
103	GOM_NL__2PRFIN20110216_084232_000000413099_00309_46875_3696.N1	16-FEB-2011 08:42:32	Dark	41.000	129	Del Cru	2.7930	26000.	82	46875	No
104	GOM_NL__2PRFIN20110216_084416_000000463099_00309_46875_3697.N1	16-FEB-2011 08:44:16	Dark	45.500	99	Del Cen	2.5750	26000.	91	46875	No
105	GOM_NL__2PRFIN20110216_084714_000000423099_00309_46875_3698.N1	16-FEB-2011 08:47:14	Dark	41.500	113	Mu Vel	2.6920	5000.0	83	46875	No
106	GOM_NL__2PRFIN20110216_090040_000000483099_00309_46875_3699.N1	16-FEB-2011 09:00:40	Straylight	48.000	48	30Alp Hya	1.9770	4100.0	96	46875	No
107	GOM_NL__2PRFIN20110216_090755_000000513099_00309_46875_3700.N1	16-FEB-2011 09:07:55	Bright	51.000	22	32Alp Leo	1.3600	15200.	102	46875	No
108	GOM_NL__2PRFIN20110216_091113_000000443099_00309_46875_3701.N1	16-FEB-2011 09:11:13	Bright	44.000	166	17Eps Leo	2.9800	6000.0	88	46875	No
109	GOM_NL__2PRFIN20110216_092258_000000493099_00309_46875_3702.N1	16-FEB-2011 09:22:58	Bright	48.500	82	48Bet UMa	2.3650	10600.	97	46875	No
110	GOM_NL__2PRFIN20110216_093043_000000423099_00309_46875_3703.N1	16-FEB-2011 09:30:43	Bright	42.000	60	7Bet UMi	2.0810	3950.0	84	46875	No
111	GOM_NL__2PRFIN20110216_093533_000000433099_00309_46875_3704.N1	16-FEB-2011 09:35:33	Bright	43.000	119	14Eta Dra	2.7270	4700.0	86	46875	No
112	GOM_NL__2PRFIN20110216_093922_000000493099_00309_46875_3705.N1	16-FEB-2011 09:39:22	Bright	49.000	130	23Bet Dra	2.7990	5800.0	98	46875	No
113	GOM_NL__2PRFIN20110216_094340_000000383099_00309_46875_3706.N1	16-FEB-2011 09:43:40	Bright	38.000	5	3Alp Lyr	0.033000	11000.	76	46875	No
114	GOM_NL__2PRFIN20110216_095250_000000493099_00309_46875_3707.N1	16-FEB-2011 09:52:50	Bright	48.500	59	55Alp Oph	2.0800	8900.0	97	46875	No
115	GOM_NL__2PRFIN20110216_095508_000000523099_00309_46875_3708.N1	16-FEB-2011 09:55:08	Tw_i_and_stray	51.500	126	60Bet Oph	2.7700	4250.0	103	46875	No
116	GOM_NL__2PRFIN20110216_100233_000000493099_00309_46875_3709.N1	16-FEB-2011 10:02:33	Dark	48.500	86	35Eta Oph	2.4300	10200.	97	46875	No
117	GOM_NL__2PRFIN20110216_100741_000000583099_00309_46875_3710.N1	16-FEB-2011 10:07:41	Dark	57.500	16	21Alp Sco	1.0200	3000.0	115	46875	No
118	GOM_NL__2PRFIN20110216_101334_000000483099_00310_46876_3735.N1	16-FEB-2011 10:13:34	Dark	47.500	131	Gam Lup	2.8000	26000.	95	46876	No
119	GOM_NL__2PRFIN20110216_101843_000000553099_00310_46876_3736.N1	16-FEB-2011 10:18:43	Dark	54.500	10	Bet Cen	0.61000	28000.	109	46876	No
120	GOM_NL__2PRFIN20110216_102007_000000453099_00310_46876_3737.N1	16-FEB-2011 10:20:07	Dark	45.000	77	Eps Cen	2.3030	28000.	90	46876	No
121	GOM_NL__2PRFIN20110216_102132_000000433099_00310_46876_3738.N1	16-FEB-2011 10:21:32	Dark	42.500	20	Bet Cru	1.2530	30000.	85	46876	No
122	GOM_NL__2PRFIN20110216_102246_000000413099_00310_46876_3739.N1	16-FEB-2011 10:22:46	Dark	41.000	129	Del Cru	2.7930	26000.	82	46876	No
123	GOM_NL__2PRFIN20110216_102431_000000453099_00310_46876_3740.N1	16-FEB-2011 10:24:31	Dark	44.500	99	Del Cen	2.5750	26000.	89	46876	No
124	GOM_NL__2PRFIN20110216_102728_000000413099_00310_46876_3741.N1	16-FEB-2011 10:27:28	Dark	40.500	113	Mu Vel	2.6920	5000.0	81	46876	No
125	GOM_NL__2PRFIN20110216_104054_000000523099_00310_46876_3742.N1	16-FEB-2011 10:40:54	Straylight	51.500	48	30Alp Hya	1.9770	4100.0	103	46876	No
126	GOM_NL__2PRFIN20110216_104809_000000513099_00310_46876_3743.N1	16-FEB-2011 10:48:09	Bright	51.000	22	32Alp Leo	1.3600	15200.	102	46876	No
127	GOM_NL__2PRFIN20110216_105126_000000453099_00310_46876_3744.N1	16-FEB-2011 10:51:26	Bright	44.500	166	17Eps Leo	2.9800	6000.0	89	46876	No
128	GOM_NL__2PRFIN20110216_110311_000000443099_00310_46876_3745.N1	16-FEB-2011 11:03:11	Bright	43.500	82	48Bet UMa	2.3650	10600.	87	46876	No
129	GOM_NL__2PRFIN20110216_111057_000000433099_00310_46876_3746.N1	16-FEB-2011 11:10:57	Bright	42.500	60	7Bet UMi	2.0810	3950.0	85	46876	No
130	GOM_NL__2PRFIN20110216_111547_000000463099_00310_46876_3747.N1	16-FEB-2011 11:15:47	Bright	45.500	119	14Eta Dra	2.7270	4700.0	91	46876	No
131	GOM_NL__2PRFIN20110216_111936_000000423099_00310_46876_3748.N1	16-FEB-2011 11:19:36	Bright	41.500	130	23Bet Dra	2.7990	5800.0	83	46876	No
132	GOM_NL__2PRFIN20110216_112354_000000383099_00310_46876_3749.N1	16-FEB-2011 11:23:54	Bright	38.000	5	3Alp Lyr	0.033000	11000.	76	46876	No
133	GOM_NL__2PRFIN20110216_113304_000000473099_00310_46876_3750.N1	16-FEB-2011 11:33:04	Bright	46.500	59	55Alp Oph	2.0800	8900.0	93	46876	No
134	GOM_NL__2PRFIN20110216_113522_000000543099_00310_46876_3751.N1	16-FEB-2011 11:35:22	Tw_i_and_stray	54.000	126	60Bet Oph	2.7700	4250.0	108	46876	No
135	GOM_NL__2PRFIN20110216_114248_000000533099_00310_46876_3752.N1	16-FEB-2011 11:42:48	Dark	52.500	86	35Eta Oph	2.4300	10200.	105	46876	No
136	GOM_NL__2PRFIN20110216_114755_000000713099_00310_46876_3753.N1	16-FEB-2011 11:47:55	Dark	71.000	16	21Alp Sco	1.0200	3000.0	142	46876	No
137	GOM_NL__2PRFIN20110216_115349_000000503099_00311_46877_4003.N1	16-FEB-2011 11:53:49	Dark	50.000	131	Gam Lup	2.8000	26000.	100	46877	No
138	GOM_NL__2PRFIN20110216_115858_000000423099_00311_46877_4004.N1	16-FEB-2011 11:58:58	Dark	42.000	10	Bet Cen	0.61000	28000.	84	46877	No
139	GOM_NL__2PRFIN20110216_120021_000000443099_00311_46877_4005.N1	16-FEB-2011 12:00:21	Dark	44.000	77	Eps Cen	2.3030	28000.	88	46877	No
140	GOM_NL__2PRFIN20110216_120146_000000413099_00311_46877_4006.N1	16-FEB-2011 12:01:46	Dark	40.500	20	Bet Cru	1.2530	30000.	81	46877	No
141	GOM_NL__2PRFIN20110216_120300_000000413099_00311_46877_4007.N1	16-FEB-2011 12:03:00	Dark	41.000	129	Del Cru	2.7930	26000.	82	46877	No
142	GOM_NL__2PRFIN20110216_120445_000000463099_00311_46877_4008.N1	16-FEB-2011 12:04:45	Dark	46.000	99	Del Cen	2.5750	26000.	92	46877	No
143	GOM_NL__2PRFIN20110216_120742_000000443099_00311_46877_4009.N1	16-FEB-2011 12:07:42	Dark	43.500	113	Mu Vel	2.6920	5000.0	87	46877	No
144	GOM_NL__2PRFIN20110216_122108_000000473099_00311_46877_4010.N1	16-FEB-2011 12:21:08	Straylight	46.500	48	30Alp Hya	1.9770	4100.0	93	46877	No
145	GOM_NL__2PRFIN20110216_122822_000000573099_00311_46877_4011.N1	16-FEB-2011 12:28:22	Bright	56.500	22	32Alp Leo	1.3600	15200.	113	46877	No
146	GOM_NL__2PRFIN20110216_123140_000000433099_00311_46877_4012.N1	16-FEB-2011 12:31:40	Bright	43.000	166	17Eps Leo	2.9800	6000.0	86	46877	No
147	GOM_NL__2PRFIN20110216_124324_000000453099_00311_46877_4013.N1	16-FEB-2011 12:43:24	Bright	45.000	82	48Bet UMa	2.3650	10600.	90	46877	No
148	GOM_NL__2PRFIN20110216_125110_000000403099_00311_46877_4014.N1	16-FEB-2011 12:51:10	Bright	39.500	60	7Bet UMi	2.0810	3950.0	79	46877	No
149	GOM_NL__2PRFIN20110216_125600_000000433099_00311_46877_4015.N1	16-FEB-2011 12:56:00	Bright	42.500	119	14Eta Dra	2.7270	4700.0	85	46877	No
150	GOM_NL__2PRFIN20110216_125950_000000413099_00311_46877_4016.N1	16-FEB-2011 12:59:50	Bright	41.000	130	23Bet Dra	2.7990	5800.0	82	46877	No
151	GOM_NL__2PRFIN20110216_130408_000000403099_00311_46877_4017.N1	16-FEB-2011 13:04:08	Bright	39.500	5	3Alp Lyr	0.033000	11000.	79	46877	No
152	GOM_NL__2PRFIN20110216_131319_000000523099_00311_46877_4018.N1	16-FEB-2011 13:13:19	Bright	51.500	59	55Alp Oph	2.0800	8900.0	103	46877	No
153	GOM_NL__2PRFIN20110216_131537_000000493099_00311_46877_4019.N1	16-FEB-2011 13:15:37	Tw_i_and_stray	49.000	126	60Bet Oph	2.7700	4250.0	98	46877	No
154	GOM_NL__2PRFIN20110216_132303_000000553099_00311_46877_4020.N1	16-FEB-2011 13:23:03	Dark	54.500	86	35Eta Oph	2.4300	10200.	109	46877	No
155	GOM_NL__2PRFIN20110216_132811_000000583099_00311_46877_4021.N1	16-FEB-2011 13:28:11	Dark	57.500	16	21Alp Sco	1.0200	3000.0	115	46877	No
156	GOM_NL__2PRFIN20110216_133404_000000493099_00312_46878_3832.N1	16-FEB-2011 13:34:04	Dark	48.500	131	Gam Lup	2.8000	26000.	97	46878	No
157	GOM_NL__2PRFIN20110216_133912_000000443099_00312_46878_3833.N1	16-FEB-2011 13:39:12	Dark	44.000	10	Bet Cen	0.61000	28000.	88	46878	No
158	GOM_NL__2PRFIN20110216_134201_000000423099_00312_46878_3834.N1	16-FEB-2011 13:42:01	Dark	42.000	20	Bet Cru	1.2530	30000.	84	46878	No
159	GOM_NL__2PRFIN20110216_134500_000000443099_00312_46878_3835.N1	16-FEB-2011 13:45:00	Dark	44.000	99	Del Cen	2.5750	26000.	88	46878	No
160	GOM_NL__2PRFIN20110216_134757_000000443099_00312_46878_3836.N1	16-FEB-2011 13:47:57	Dark	44.000	113	Mu Vel	2.6920	5000.0	88	46878	No

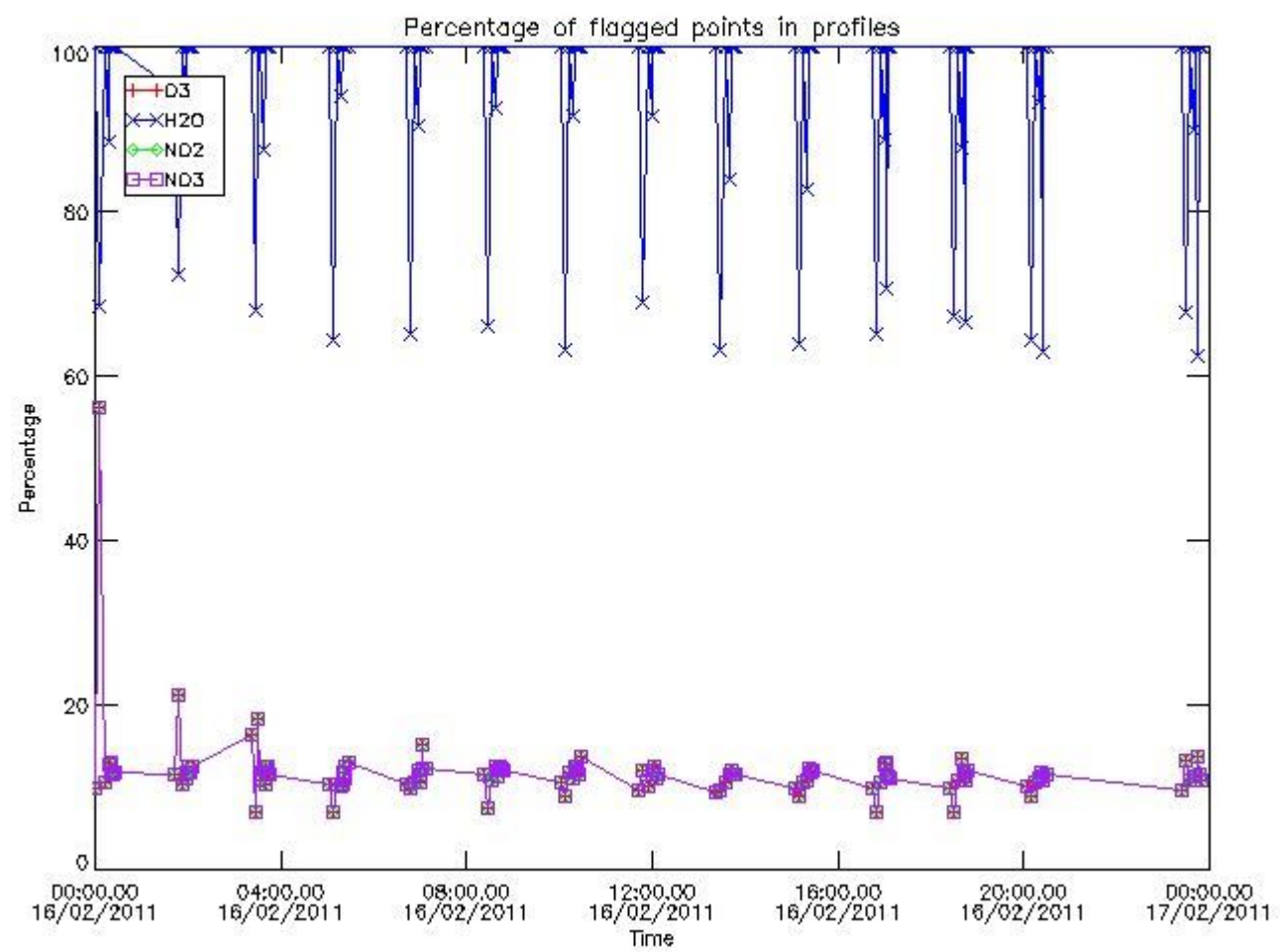
161	GOM_NL__2PRFIN20110216_140122_000000503099_00312_46878_3837.N1	16-FEB-2011 14:01:22	Straylight	49.500	48	30Alp Hya	1.9770	4100.0	99	46878	No
162	GOM_NL__2PRFIN20110216_140836_000000513099_00312_46878_3838.N1	16-FEB-2011 14:08:36	Bright	50.500	22	32Alp Leo	1.3600	15200.	101	46878	No
163	GOM_NL__2PRFIN20110216_141153_000000443099_00312_46878_3839.N1	16-FEB-2011 14:11:53	Bright	43.500	166	17Eps Leo	2.9800	6000.0	87	46878	No
164	GOM_NL__2PRFIN20110216_142338_000000443099_00312_46878_3840.N1	16-FEB-2011 14:23:38	Bright	44.000	82	48Bet UMa	2.3650	10600.	88	46878	No
165	GOM_NL__2PRFIN20110216_143124_000000403099_00312_46878_3841.N1	16-FEB-2011 14:31:24	Bright	40.000	60	7Bet UMi	2.0810	3950.0	80	46878	No
166	GOM_NL__2PRFIN20110216_143614_000000433099_00312_46878_3842.N1	16-FEB-2011 14:36:14	Bright	43.000	119	14Eta Dra	2.7270	4700.0	86	46878	No
167	GOM_NL__2PRFIN20110216_144004_000000413099_00312_46878_3843.N1	16-FEB-2011 14:40:04	Bright	40.500	130	23Bet Dra	2.7990	5800.0	81	46878	No
168	GOM_NL__2PRFIN20110216_144422_000000403099_00312_46878_3844.N1	16-FEB-2011 14:44:22	Bright	39.500	5	3Alp Lyr	0.033000	11000.	79	46878	No
169	GOM_NL__2PRFIN20110216_145333_000000493099_00312_46878_3845.N1	16-FEB-2011 14:53:33	Bright	48.500	59	55Alp Oph	2.0800	8900.0	97	46878	No
170	GOM_NL__2PRFIN20110216_145551_000000533099_00312_46878_3846.N1	16-FEB-2011 14:55:51	Tw_i_and_stray	52.500	126	60Bet Oph	2.7700	4250.0	105	46878	No
171	GOM_NL__2PRFIN20110216_150318_000000523099_00312_46878_3847.N1	16-FEB-2011 15:03:18	Dark	52.000	86	35Eta Oph	2.4300	10200.	104	46878	No
172	GOM_NL__2PRFIN20110216_150826_000000573099_00312_46878_3848.N1	16-FEB-2011 15:08:26	Dark	57.000	16	21Alp Sco	1.0200	3000.0	114	46878	No
173	GOM_NL__2PRFIN20110216_151419_000000493099_00313_46879_3861.N1	16-FEB-2011 15:14:19	Dark	48.500	131	Gam Lup	2.8000	26000.	97	46879	No
174	GOM_NL__2PRFIN20110216_151927_000000473099_00313_46879_3862.N1	16-FEB-2011 15:19:27	Dark	46.500	10	Bet Cen	0.61000	28000.	93	46879	No
175	GOM_NL__2PRFIN20110216_152216_000000423099_00313_46879_3863.N1	16-FEB-2011 15:22:16	Dark	41.500	20	Bet Cru	1.2530	30000.	83	46879	No
176	GOM_NL__2PRFIN20110216_152515_000000443099_00313_46879_3864.N1	16-FEB-2011 15:25:15	Dark	43.500	99	Del Cen	2.5750	26000.	87	46879	No
177	GOM_NL__2PRFIN20110216_152811_000000423099_00313_46879_3865.N1	16-FEB-2011 15:28:11	Dark	41.500	113	Mu Vel	2.6920	5000.0	83	46879	No
178	GOM_NL__2PRFIN20110216_154136_000000493099_00313_46879_3866.N1	16-FEB-2011 15:41:36	Straylight	48.500	48	30Alp Hya	1.9770	4100.0	97	46879	No
179	GOM_NL__2PRFIN20110216_154849_000000523099_00313_46879_3867.N1	16-FEB-2011 15:48:49	Bright	52.000	22	32Alp Leo	1.3600	15200.	104	46879	No
180	GOM_NL__2PRFIN20110216_155207_000000443099_00313_46879_3868.N1	16-FEB-2011 15:52:07	Bright	44.000	166	17Eps Leo	2.9800	6000.0	88	46879	No
181	GOM_NL__2PRFIN20110216_160351_000000443099_00313_46879_3869.N1	16-FEB-2011 16:03:51	Bright	44.000	82	48Bet UMa	2.3650	10600.	88	46879	No
182	GOM_NL__2PRFIN20110216_161138_000000433099_00313_46879_3870.N1	16-FEB-2011 16:11:38	Bright	42.500	60	7Bet UMi	2.0810	3950.0	85	46879	No
183	GOM_NL__2PRFIN20110216_161628_000000443099_00313_46879_3871.N1	16-FEB-2011 16:16:28	Bright	43.500	119	14Eta Dra	2.7270	4700.0	87	46879	No
184	GOM_NL__2PRFIN20110216_162018_000000433099_00313_46879_3872.N1	16-FEB-2011 16:20:18	Bright	42.500	130	23Bet Dra	2.7990	5800.0	85	46879	No
185	GOM_NL__2PRFIN20110216_162437_000000403099_00313_46879_3873.N1	16-FEB-2011 16:24:37	Bright	39.500	5	3Alp Lyr	0.033000	11000.	79	46879	No
186	GOM_NL__2PRFIN20110216_163348_000000503099_00313_46879_3874.N1	16-FEB-2011 16:33:48	Bright	49.500	59	55Alp Oph	2.0800	8900.0	99	46879	No
187	GOM_NL__2PRFIN20110216_163606_000000543099_00313_46879_3875.N1	16-FEB-2011 16:36:06	Tw_i_and_stray	54.000	126	60Bet Oph	2.7700	4250.0	108	46879	No
188	GOM_NL__2PRFIN20110216_164333_000000513099_00313_46879_3876.N1	16-FEB-2011 16:43:33	Dark	51.000	86	35Eta Oph	2.4300	10200.	102	46879	No
189	GOM_NL__2PRFIN20110216_164841_000000723099_00313_46879_3877.N1	16-FEB-2011 16:48:41	Dark	72.000	16	21Alp Sco	1.0200	3000.0	144	46879	No
190	GOM_NL__2PRFIN20110216_165435_000000493099_00314_46880_3885.N1	16-FEB-2011 16:54:35	Dark	48.500	131	Gam Lup	2.8000	26000.	97	46880	No
191	GOM_NL__2PRFIN20110216_165942_000000403099_00314_46880_3886.N1	16-FEB-2011 16:59:42	Dark	40.000	10	Bet Cen	0.61000	28000.	80	46880	No
192	GOM_NL__2PRFIN20110216_170106_000000433099_00314_46880_3887.N1	16-FEB-2011 17:01:06	Dark	43.000	77	Eps Cen	2.3030	28000.	86	46880	No
193	GOM_NL__2PRFIN20110216_170327_000000453099_00314_46880_3888.N1	16-FEB-2011 17:03:27	Dark	44.500	26	Gam Cru	1.6240	2900.0	89	46880	No
194	GOM_NL__2PRFIN20110216_170529_000000453099_00314_46880_3889.N1	16-FEB-2011 17:05:29	Dark	45.000	99	Del Cen	2.5750	26000.	90	46880	No
195	GOM_NL__2PRFIN20110216_170826_000000463099_00314_46880_3890.N1	16-FEB-2011 17:08:26	Dark	45.500	113	Mu Vel	2.6920	5000.0	91	46880	No
196	GOM_NL__2PRFIN20110216_172150_000000473099_00314_46880_3891.N1	16-FEB-2011 17:21:50	Straylight	46.500	48	30Alp Hya	1.9770	4100.0	93	46880	No
197	GOM_NL__2PRFIN20110216_172903_000000513099_00314_46880_3892.N1	16-FEB-2011 17:29:03	Bright	50.500	22	32Alp Leo	1.3600	15200.	101	46880	No
198	GOM_NL__2PRFIN20110216_173221_000000443099_00314_46880_3893.N1	16-FEB-2011 17:32:21	Bright	44.000	166	17Eps Leo	2.9800	6000.0	88	46880	No
199	GOM_NL__2PRFIN20110216_174404_000000453099_00314_46880_3894.N1	16-FEB-2011 17:44:04	Bright	45.000	82	48Bet UMa	2.3650	10600.	90	46880	No
200	GOM_NL__2PRFIN20110216_175152_000000413099_00314_46880_3895.N1	16-FEB-2011 17:51:52	Bright	41.000	60	7Bet UMi	2.0810	3950.0	82	46880	No
201	GOM_NL__2PRFIN20110216_175642_000000443099_00314_46880_3896.N1	16-FEB-2011 17:56:42	Bright	44.000	119	14Eta Dra	2.7270	4700.0	88	46880	No
202	GOM_NL__2PRFIN20110216_180032_000000433099_00314_46880_3897.N1	16-FEB-2011 18:00:32	Bright	43.000	130	23Bet Dra	2.7990	5800.0	86	46880	No
203	GOM_NL__2PRFIN20110216_180451_000000413099_00314_46880_3898.N1	16-FEB-2011 18:04:51	Bright	41.000	5	3Alp Lyr	0.033000	11000.	82	46880	No
204	GOM_NL__2PRFIN20110216_181402_000000543099_00314_46880_3899.N1	16-FEB-2011 18:14:02	Bright	53.500	59	55Alp Oph	2.0800	8900.0	107	46880	No
205	GOM_NL__2PRFIN20110216_181620_000000523099_00314_46880_3900.N1	16-FEB-2011 18:16:20	Tw_i_and_stray	51.500	126	60Bet Oph	2.7700	4250.0	103	46880	No
206	GOM_NL__2PRFIN20110216_182348_000000523099_00314_46880_3901.N1	16-FEB-2011 18:23:48	Dark	51.500	86	35Eta Oph	2.4300	10200.	103	46880	No
207	GOM_NL__2PRFIN20110216_182856_000000723099_00314_46880_3902.N1	16-FEB-2011 18:28:56	Dark	72.000	16	21Alp Sco	1.0200	3000.0	144	46880	No
208	GOM_NL__2PRFIN20110216_183450_000000483099_00315_46881_3908.N1	16-FEB-2011 18:34:50	Dark	47.500	131	Gam Lup	2.8000	26000.	95	46881	No
209	GOM_NL__2PRFIN20110216_183957_000000423099_00315_46881_3909.N1	16-FEB-2011 18:39:57	Dark	41.500	10	Bet Cen	0.61000	28000.	83	46881	No
210	GOM_NL__2PRFIN20110216_184121_000000443099_00315_46881_3910.N1	16-FEB-2011 18:41:21	Dark	43.500	77	Eps Cen	2.3030	28000.	87	46881	No
211	GOM_NL__2PRFIN20110216_184342_000000593099_00315_46881_3911.N1	16-FEB-2011 18:43:42	Dark	58.500	26	Gam Cru	1.6240	2900.0	117	46881	No
212	GOM_NL__2PRFIN20110216_184544_000000483099_00315_46881_3912.N1	16-FEB-2011 18:45:44	Dark	47.500	99	Del Cen	2.5750	26000.	95	46881	No
213	GOM_NL__2PRFIN20110216_184840_000000423099_00315_46881_3913.N1	16-FEB-2011 18:48:40	Dark	41.500	113	Mu Vel	2.6920	5000.0	83	46881	No
214	GOM_NL__2PRFIN20110216_190204_000000483099_00315_46881_3914.N1	16-FEB-2011 19:02:04	Straylight	47.500	48	30Alp Hya	1.9770	4100.0	95	46881	No
215	GOM_NL__2PRFIN20110216_190917_000000503099_00315_46881_3915.N1	16-FEB-2011 19:09:17	Bright	49.500	22	32Alp Leo	1.3600	15200.	99	46881	No
216	GOM_NL__2PRFIN20110216_191234_000000453099_00315_46881_3916.N1	16-FEB-2011 19:12:34	Bright	45.000	166	17Eps Leo	2.9800	6000.0	90	46881	No
217	GOM_NL__2PRFIN20110216_192418_000000503099_00315_46881_3917.N1	16-FEB-2011 19:24:18	Bright	50.000	82	48Bet UMa	2.3650	10600.	100	46881	No
218	GOM_NL__2PRFIN20110216_193205_000000413099_00315_46881_3918.N1	16-FEB-2011 19:32:05	Bright	40.500	60	7Bet UMi	2.0810	3950.0	81	46881	No
219	GOM_NL__2PRFIN20110216_193655_000000433099_00315_46881_3919.N1	16-FEB-2011 19:36:55	Bright	43.000	119	14Eta Dra	2.7270	4700.0	86	46881	No

220	GOM_NL__2PRFIN20110216_194045_000000403099_00315_46881_3920.N1	16-FEB-2011 19:40:45	Bright	39.500	130	23Bet Dra	2.7990	5800.0	79	46881	No
221	GOM_NL__2PRFIN20110216_194505_000000413099_00315_46881_3921.N1	16-FEB-2011 19:45:05	Bright	40.500	5	3Alp Lyr	0.033000	11000.	81	46881	No
222	GOM_NL__2PRFIN20110216_195417_000000543099_00315_46881_3922.N1	16-FEB-2011 19:54:17	Bright	54.000	59	55Alp Oph	2.0800	8900.0	108	46881	No
223	GOM_NL__2PRFIN20110216_195635_000000533099_00315_46881_3923.N1	16-FEB-2011 19:56:35	Twilight	52.500	126	60Bet Oph	2.7700	4250.0	105	46881	No
224	GOM_NL__2PRFIN20110216_200403_000000513099_00315_46881_3924.N1	16-FEB-2011 20:04:03	Dark	50.500	86	35Eta Oph	2.4300	10200.	101	46881	No
225	GOM_NL__2PRFIN20110216_200911_000000573099_00315_46881_3925.N1	16-FEB-2011 20:09:11	Dark	56.500	16	21Alp Sco	1.0200	3000.0	113	46881	No
226	GOM_NL__2PRFIN20110216_201505_000000493099_00316_46882_3932.N1	16-FEB-2011 20:15:05	Dark	48.500	131	Gam Lup	2.8000	26000.	97	46882	No
227	GOM_NL__2PRFIN20110216_202011_000000463099_00316_46882_3933.N1	16-FEB-2011 20:20:11	Dark	45.500	10	Bet Cen	0.61000	28000.	91	46882	No
228	GOM_NL__2PRFIN20110216_202135_000000433099_00316_46882_3934.N1	16-FEB-2011 20:21:35	Dark	43.000	77	Eps Cen	2.3030	28000.	86	46882	No
229	GOM_NL__2PRFIN20110216_202356_000000483099_00316_46882_3935.N1	16-FEB-2011 20:23:56	Dark	47.500	26	Gam Cru	1.6240	2900.0	95	46882	No
230	GOM_NL__2PRFIN20110216_202559_000000453099_00316_46882_3936.N1	16-FEB-2011 20:25:59	Dark	45.000	99	Del Cen	2.5750	26000.	90	46882	No
231	GOM_NL__2PRFIN20110216_202855_000000453099_00316_46882_3937.N1	16-FEB-2011 20:28:55	Dark	44.500	113	Mu Vel	2.6920	5000.0	89	46882	No
232	GOM_NL__2PRFIN20110216_204218_000000473099_00316_46882_3938.N1	16-FEB-2011 20:42:18	Straylight	47.000	48	30Alp Hya	1.9770	4100.0	94	46882	No
233	GOM_NL__2PRFIN20110216_204930_000000483099_00316_46882_3939.N1	16-FEB-2011 20:49:30	Bright	48.000	22	32Alp Leo	1.3600	15200.	96	46882	No
234	GOM_NL__2PRFIN20110216_205248_000000473099_00316_46882_3940.N1	16-FEB-2011 20:52:48	Bright	47.000	166	17Eps Leo	2.9800	6000.0	94	46882	No
235	GOM_NL__2PRFIN20110216_210431_000000453099_00316_46882_3941.N1	16-FEB-2011 21:04:31	Bright	44.500	82	48Bet UMa	2.3650	10600.	89	46882	No
236	GOM_NL__2PRFIN20110216_211219_000000393099_00316_46882_3942.N1	16-FEB-2011 21:12:19	Bright	38.500	60	7Bet UMi	2.0810	3950.0	77	46882	No
237	GOM_NL__2PRFIN20110216_211709_000000443099_00316_46882_3943.N1	16-FEB-2011 21:17:09	Bright	43.500	119	14Eta Dra	2.7270	4700.0	87	46882	No
238	GOM_NL__2PRFIN20110216_212059_000000433099_00316_46882_3944.N1	16-FEB-2011 21:20:59	Bright	42.500	130	23Bet Dra	2.7990	5800.0	85	46882	No
239	GOM_NL__2PRFIN20110216_212519_000000373099_00316_46882_3945.N1	16-FEB-2011 21:25:19	Bright	37.000	5	3Alp Lyr	0.033000	11000.	74	46882	No
240	GOM_NL__2PRFIN20110216_213432_000000503099_00316_46882_3946.N1	16-FEB-2011 21:34:32	Bright	50.000	59	55Alp Oph	2.0800	8900.0	100	46882	No
241	GOM_NL__2PRFIN20110216_213649_000000513099_00316_46882_3947.N1	16-FEB-2011 21:36:49	Twilight	50.500	126	60Bet Oph	2.7700	4250.0	101	46882	No
242	GOM_NL__2PRFIN20110216_232432_000000533099_00317_46883_3985.N1	16-FEB-2011 23:24:32	Dark	53.000	86	35Eta Oph	2.4300	10200.	106	46883	No
243	GOM_NL__2PRFIN20110216_232941_000000733099_00317_46883_3986.N1	16-FEB-2011 23:29:41	Dark	73.000	16	21Alp Sco	1.0200	3000.0	146	46883	No
244	GOM_NL__2PRFIN20110216_233535_000000483099_00318_46884_4010.N1	16-FEB-2011 23:35:35	Dark	47.500	131	Gam Lup	2.8000	26000.	95	46884	No
245	GOM_NL__2PRFIN20110216_234040_000000453099_00318_46884_4011.N1	16-FEB-2011 23:40:40	Dark	45.000	10	Bet Cen	0.61000	28000.	90	46884	No
246	GOM_NL__2PRFIN20110216_234205_000000453099_00318_46884_4012.N1	16-FEB-2011 23:42:05	Dark	45.000	77	Eps Cen	2.3030	28000.	90	46884	No
247	GOM_NL__2PRFIN20110216_234426_000000593099_00318_46884_4013.N1	16-FEB-2011 23:44:26	Dark	59.000	26	Gam Cru	1.6240	2900.0	118	46884	No
248	GOM_NL__2PRFIN20110216_234628_000000443099_00318_46884_4014.N1	16-FEB-2011 23:46:28	Dark	44.000	99	Del Cen	2.5750	26000.	88	46884	No
249	GOM_NL__2PRFIN20110216_234923_000000473099_00318_46884_4015.N1	16-FEB-2011 23:49:23	Dark	46.500	113	Mu Vel	2.6920	5000.0	93	46884	No

3. Quality information per product

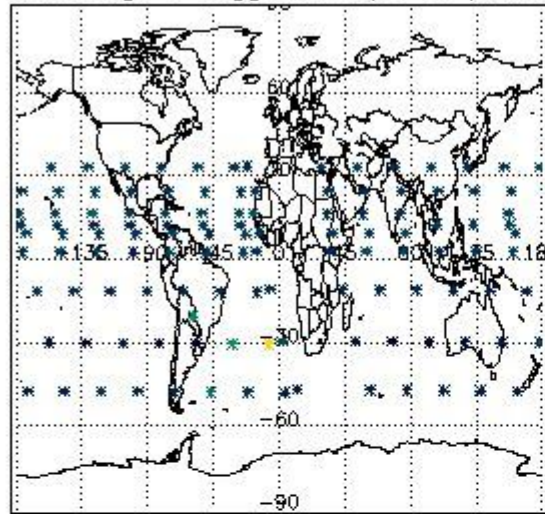
In this section it is plotted some information contained in the Quality Summary data set of the level 2 products. Only products in dark limb conditions and without errors (error flag in the MPH set to "0") are used.

3.1 Plot quality information per product (time dependant)

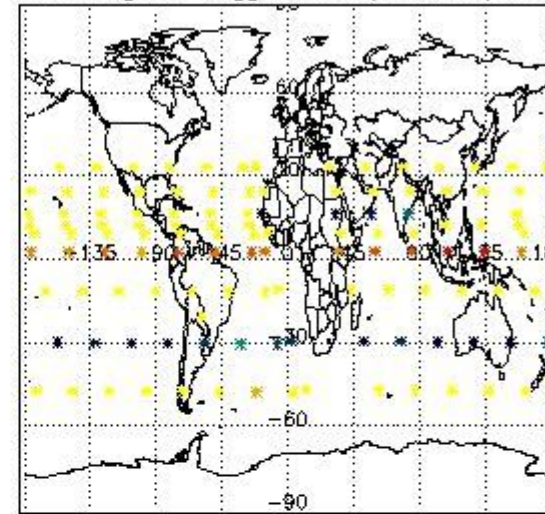


3.2 Plot quality information per product (world map)

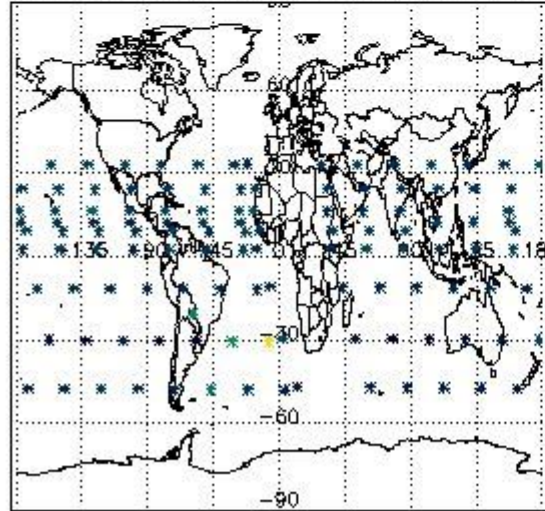
Percentage of flagged data per O3 profile




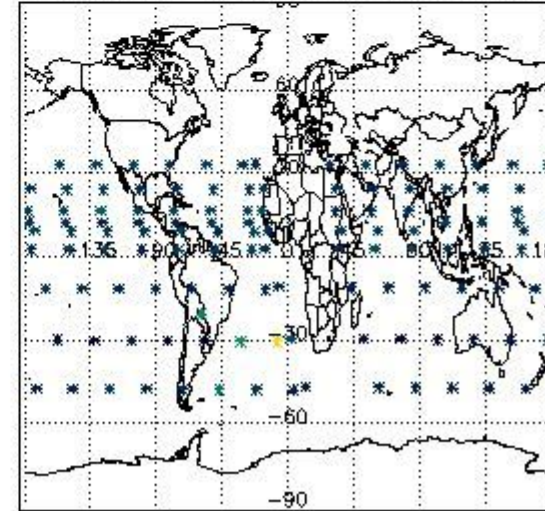
Percentage of flagged data per H2O profile



Percentage of flagged data per NO2 profile



Percentage of flagged data per NO3 profile

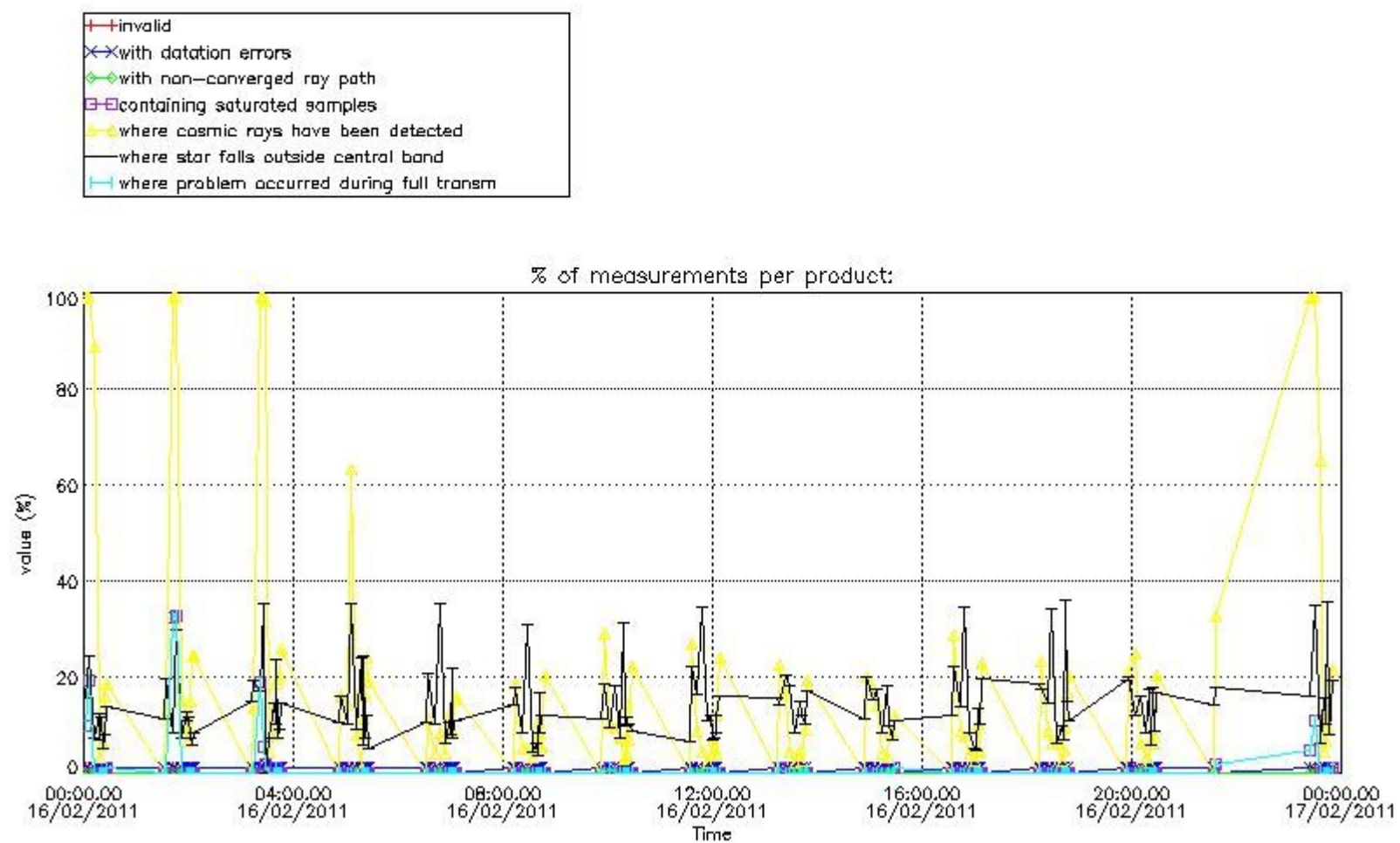


4. Level 1 quality information per product

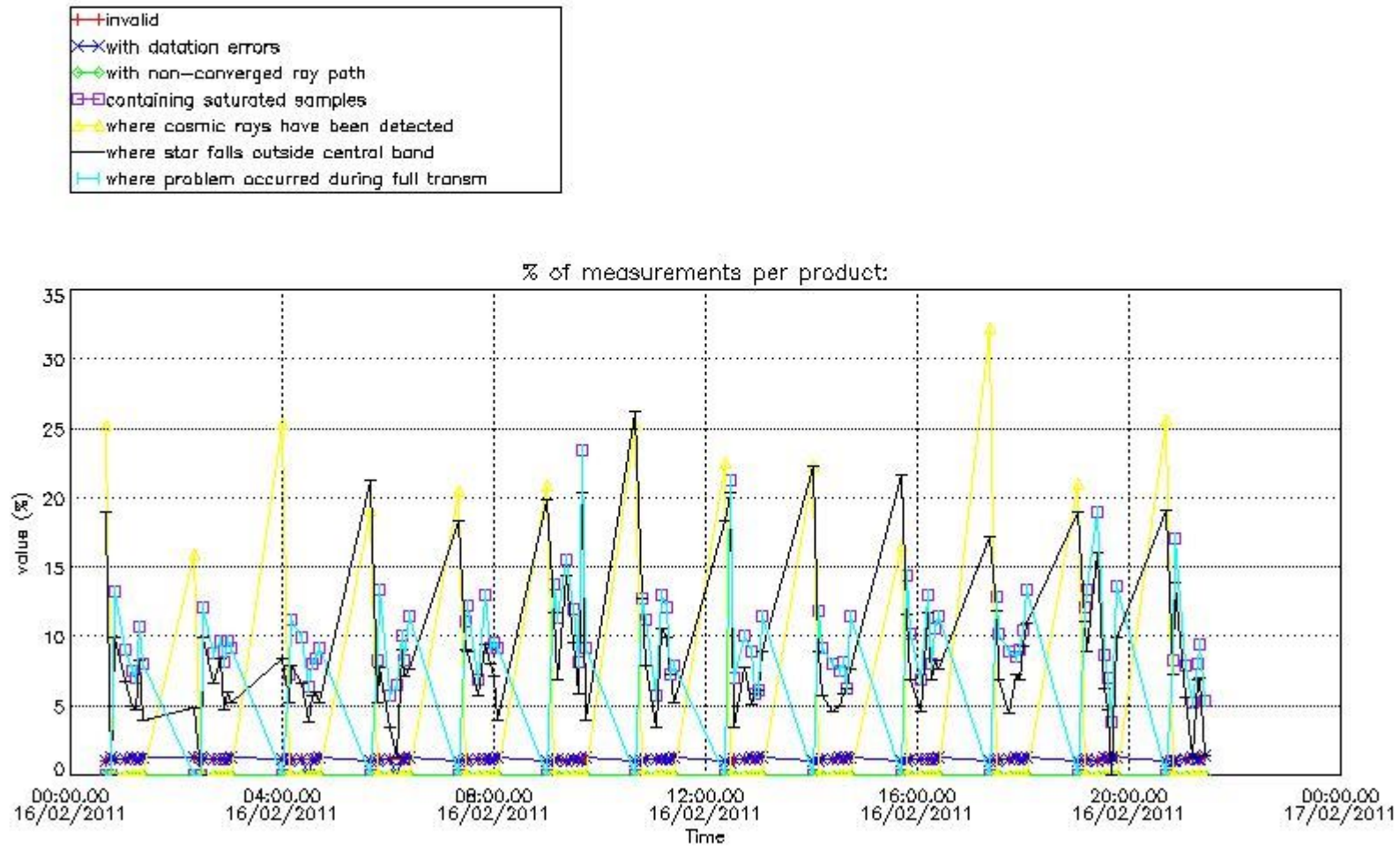
In this section it is plotted some information contained in the Quality Summary data set of the level 2 products that comes from the level 1b processing. Products without errors (error flag in the MPH set to "0") are used.

4.1 Plot quality information per product (time dependant) coming from level 1b processing

4.1.1 Plot level 1 quality information per product (time dependant): ENVISAT ASCENDING passes



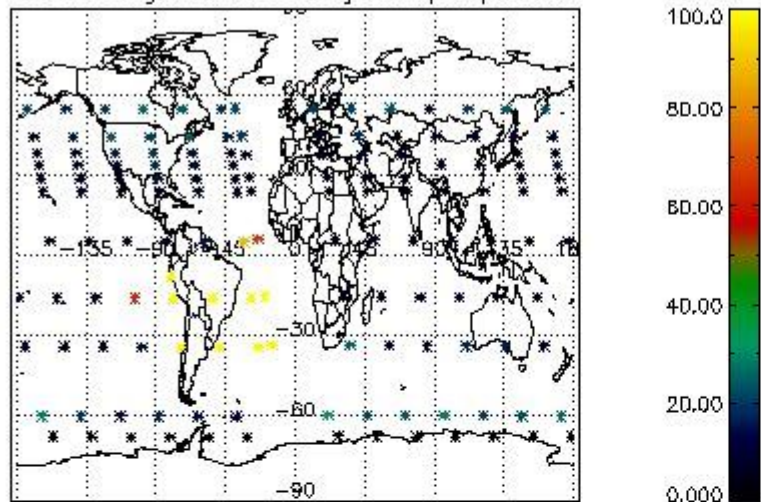
4.1.2 Plot level 1 quality information per product (time dependant): ENVI SAT DESCENDING passes



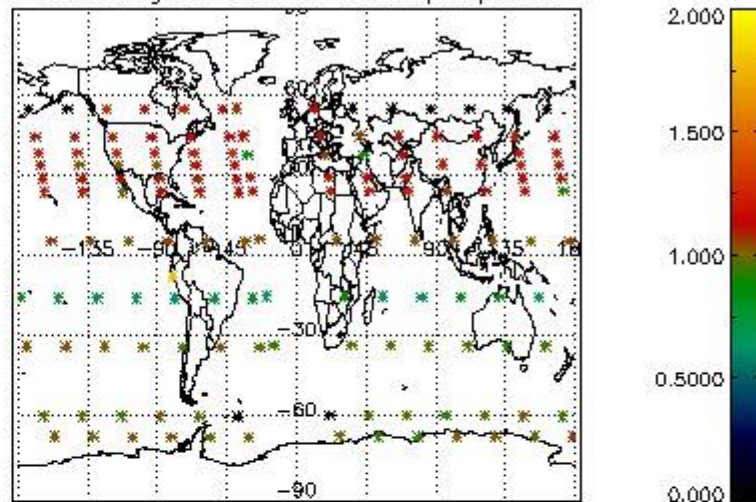
4.2 Plot quality information per product coming from level 1b processing (world map)

4.2.1 Plot level 1 quality information per product (world map): ENVISAT ASCENDING passes

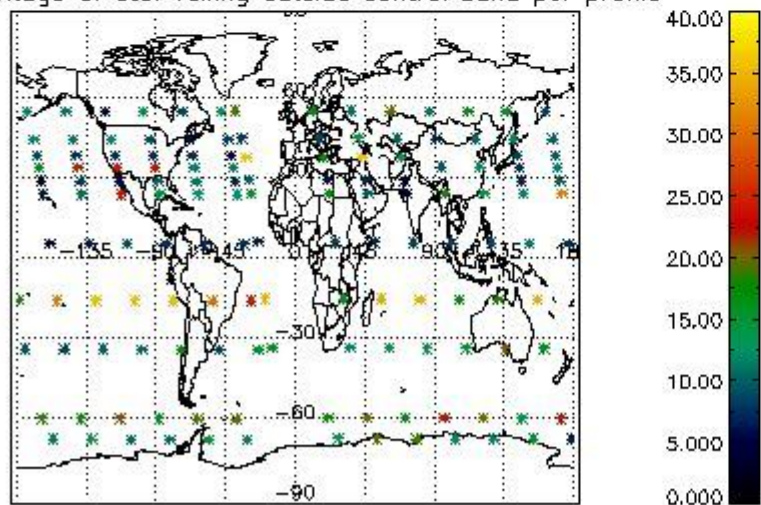
Percentage of cosmic ray hits per profile



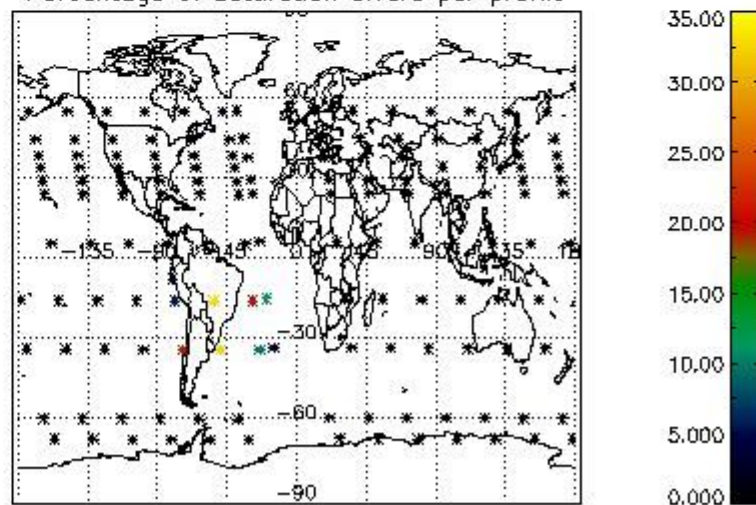
Percentage of datation errors per profile



Percentage of star falling outside central band per profile

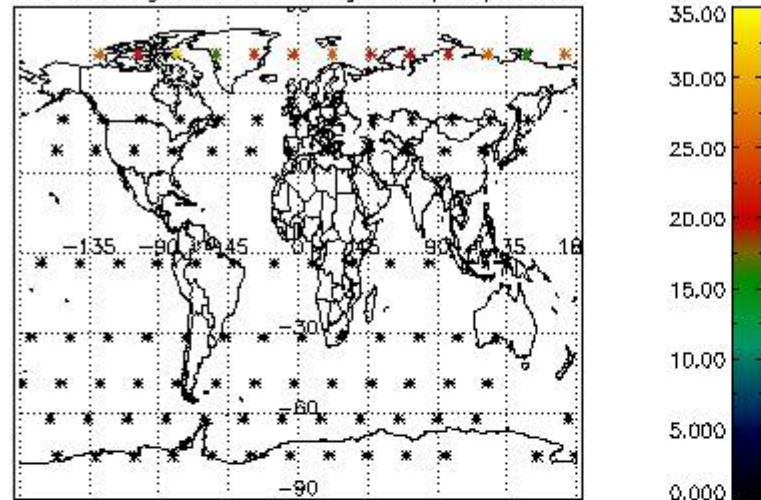


Percentage of saturation errors per profile

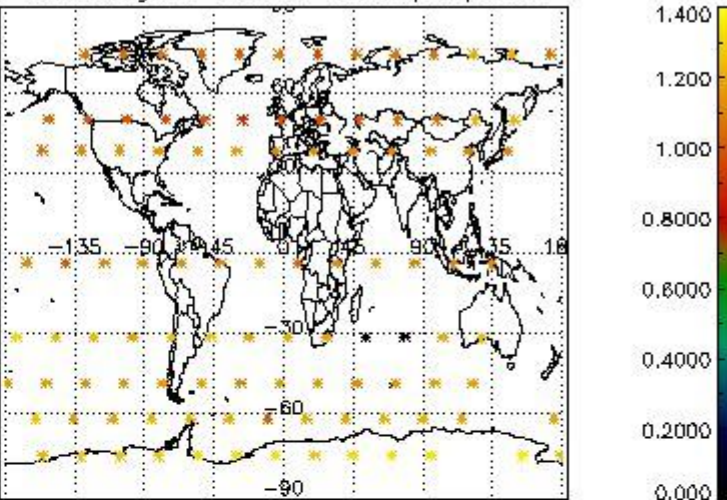


4.2.2 Plot level 1 quality information per product (world map): ENVISAT DESCENDING passes

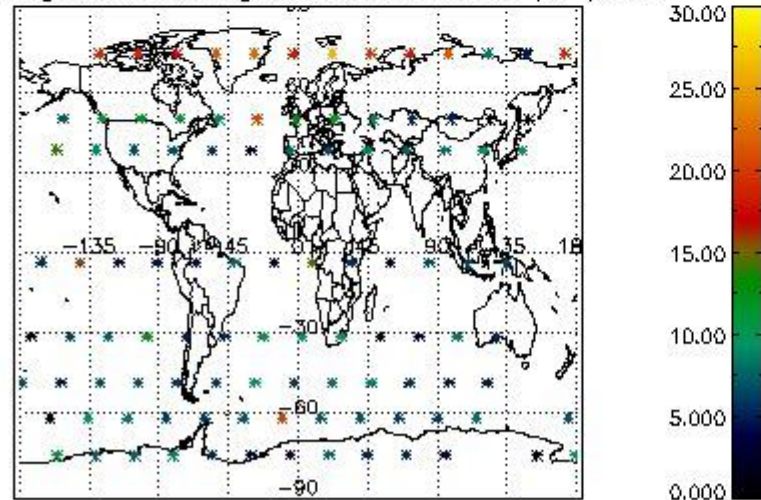
Percentage of cosmic ray hits per profile



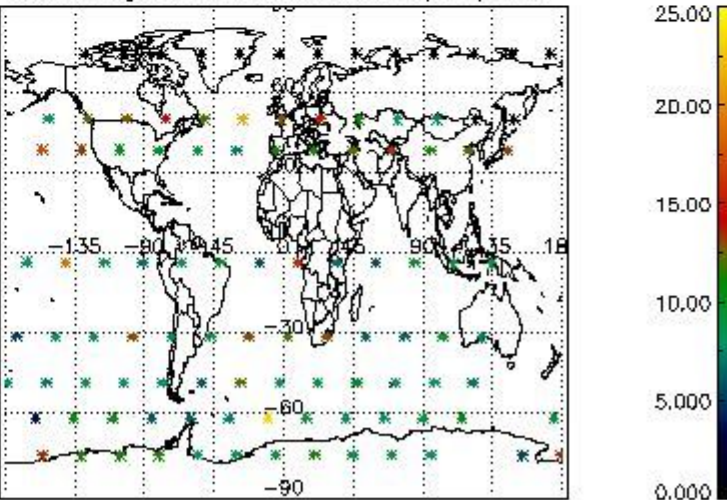
Percentage of datation errors per profile



Percentage of star falling outside central band per profile



Percentage of saturation errors per profile



5. Trace gas profiles

5.1 Ozone statistics based on quality of products

The final quality of the products can be "measured" using the STD (Standard Deviation) attached to every point profile. This information is written to the parameter GOM_NL__2P/NL_LOCAL_SPECIES_DENSITY/o3_std of the level 2 products. The table below shows the statistics for given STD ranges.

The statistics are given with respect to the overall valid production:

- Products without fatal errors: GOM_NL__2P/MPH/PRODUCT_ERR=0
- Valid point profile: GOM_NL__2P/NL_LOCAL_SPECIES_DENSITY/pcd(0)=0

The 'Criteria' is applied to valid points of dark limb products:

- Products in dark limb illumination condition: GOM_NL__2P/NL_SUMMARY_QUALITY/obs_ill_cond=0
- Products without fatal errors: GOM_NL__2P/MPH/PRODUCT_ERR=0
- Valid point profile: GOM_NL__2P/NL_LOCAL_SPECIES_DENSITY/pcd(0)=0

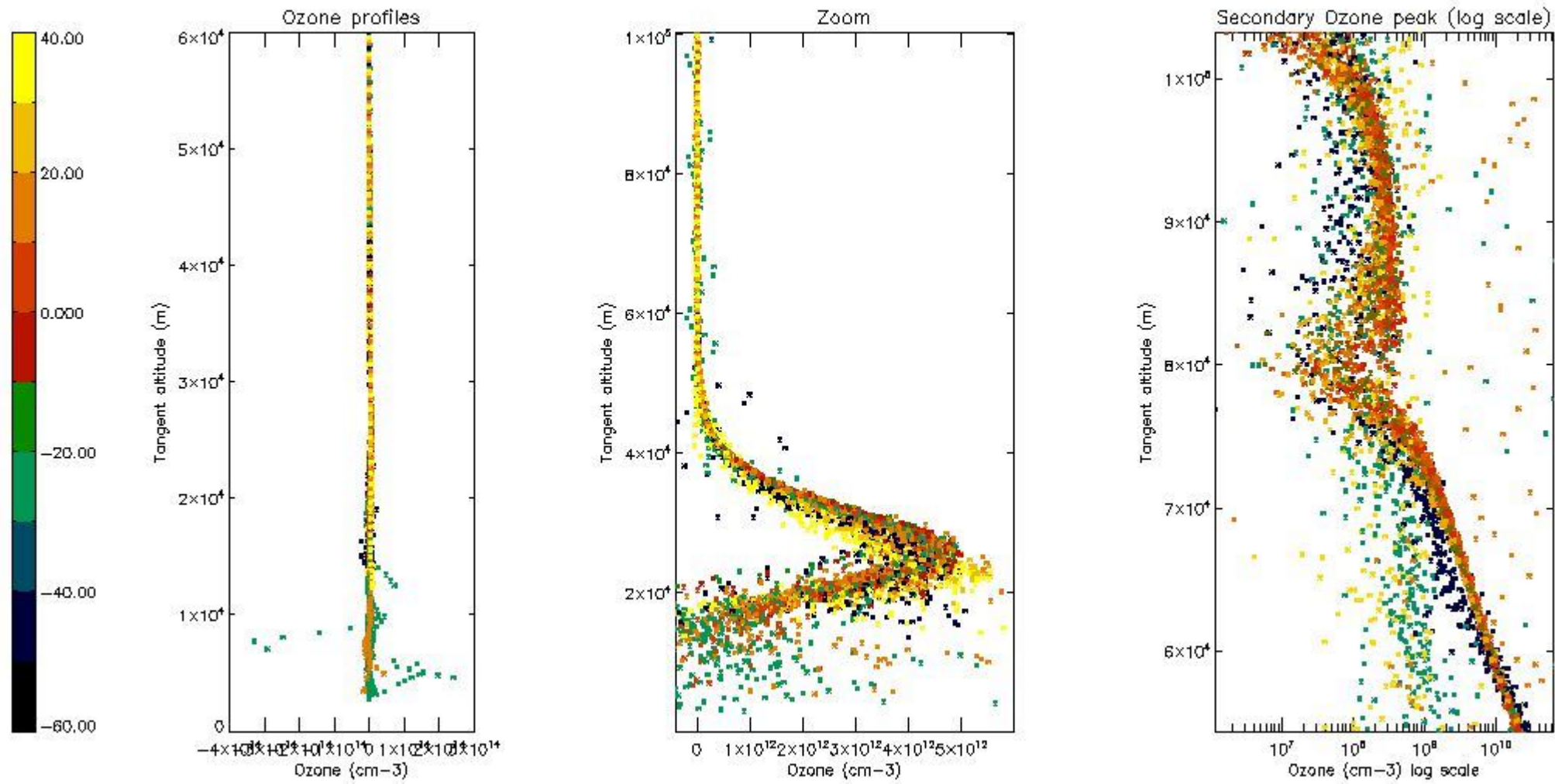
So, the table below shows the percentage of dark limb and valid observations for each criteria with respect to the overall valid daily observations.

Criteria	% of total production
All STD	50
STD < 20	26

STD < 10	20
STD < 5	14

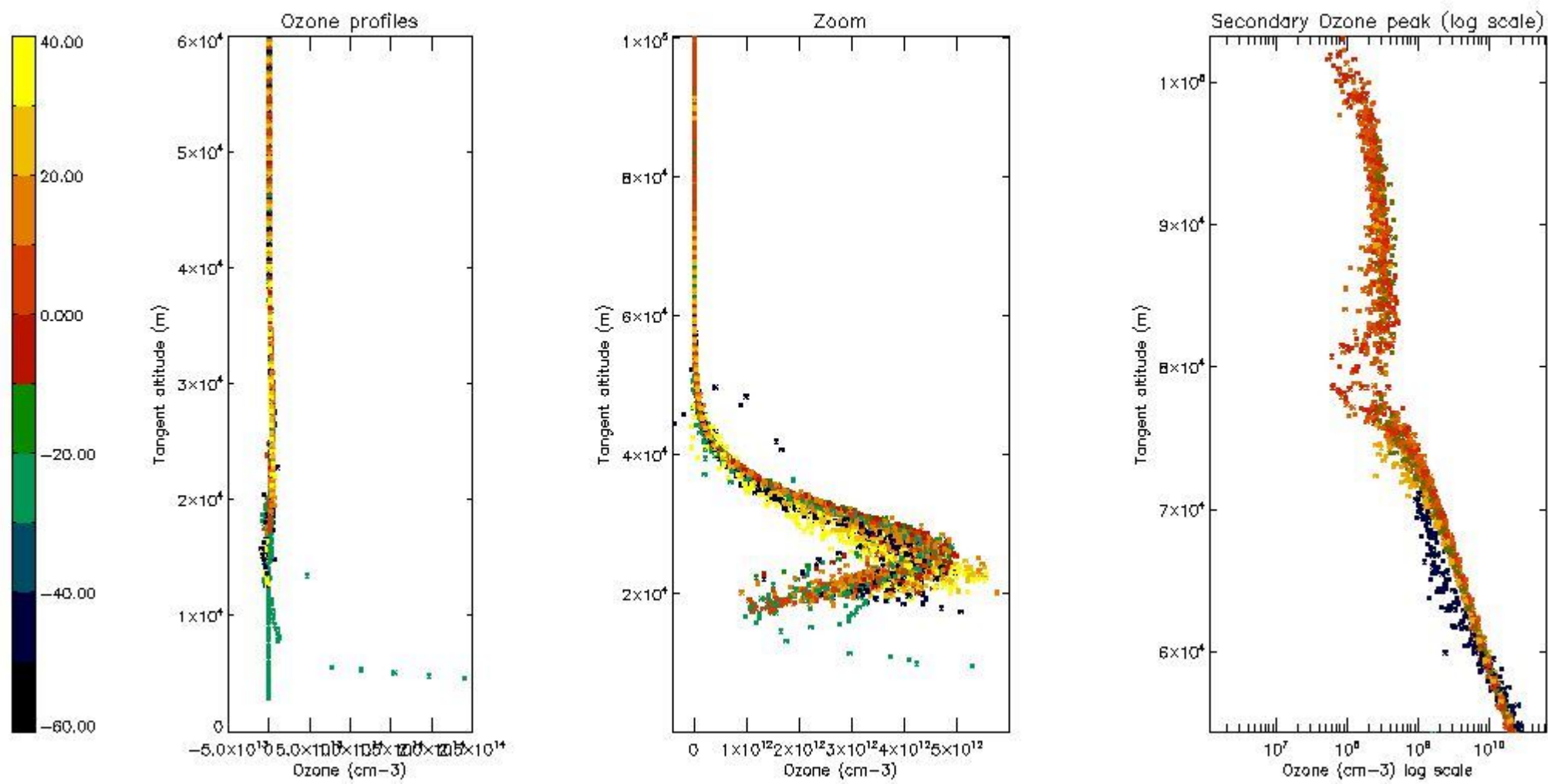
5.2 Plot ozone profiles for all STD (dark without errors)

The colorbar represents the latitude.



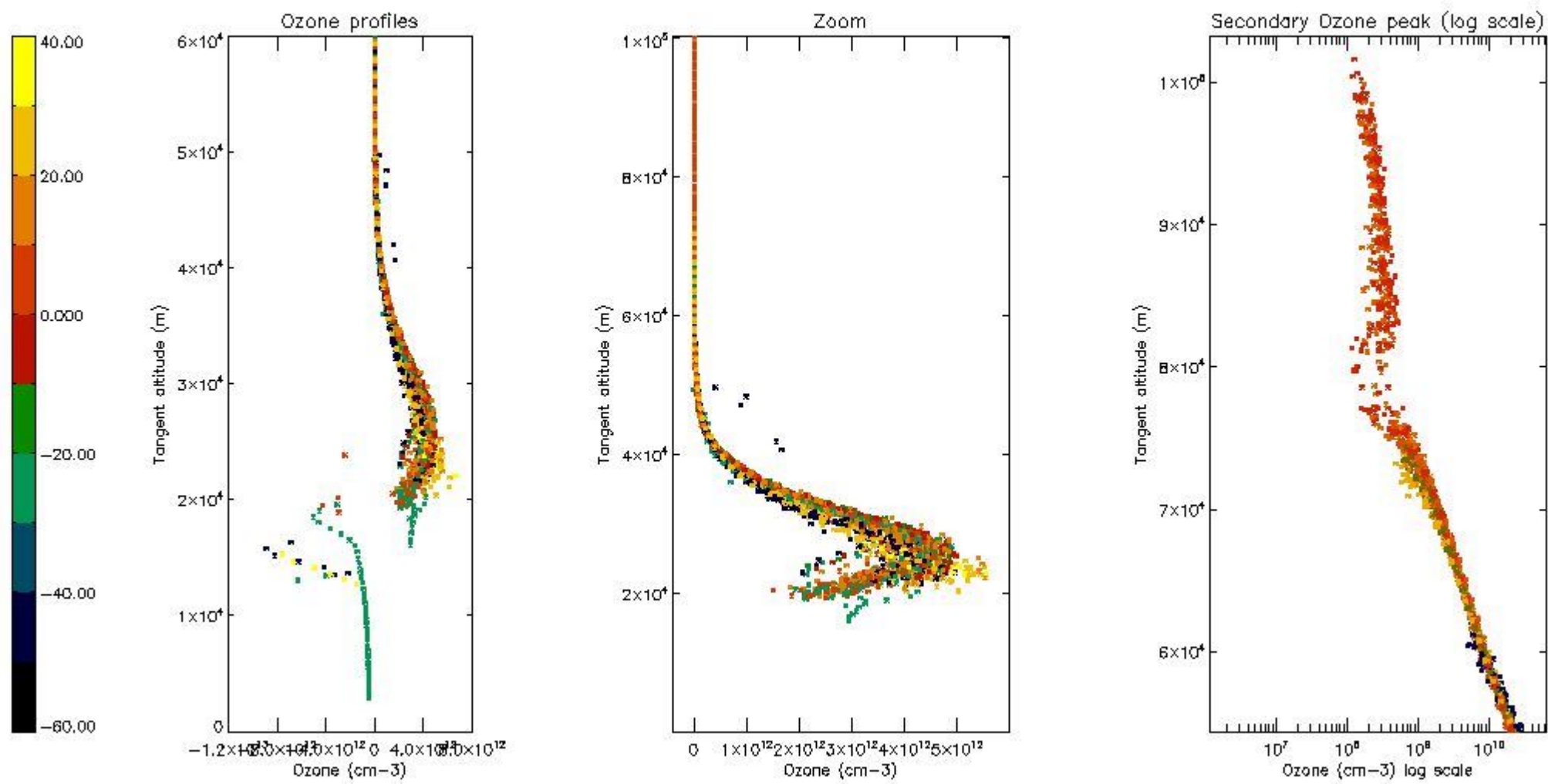
5.3 Plot ozone profiles where STD < 20% (dark without errors)

The colorbar represents the latitude.



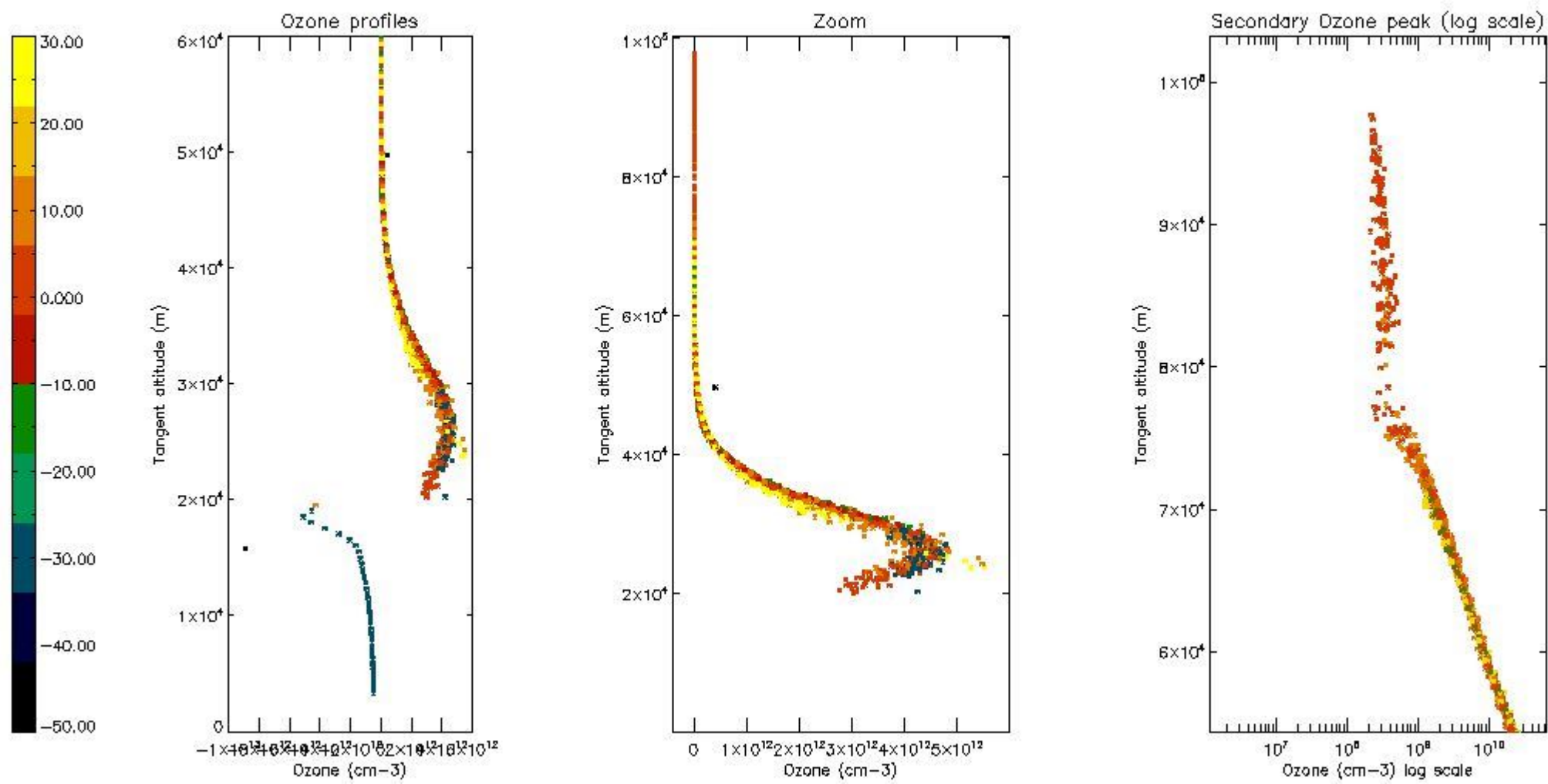
5.4 Plot ozone profiles where STD < 10% (dark without errors)

The colorbar represents the latitude.



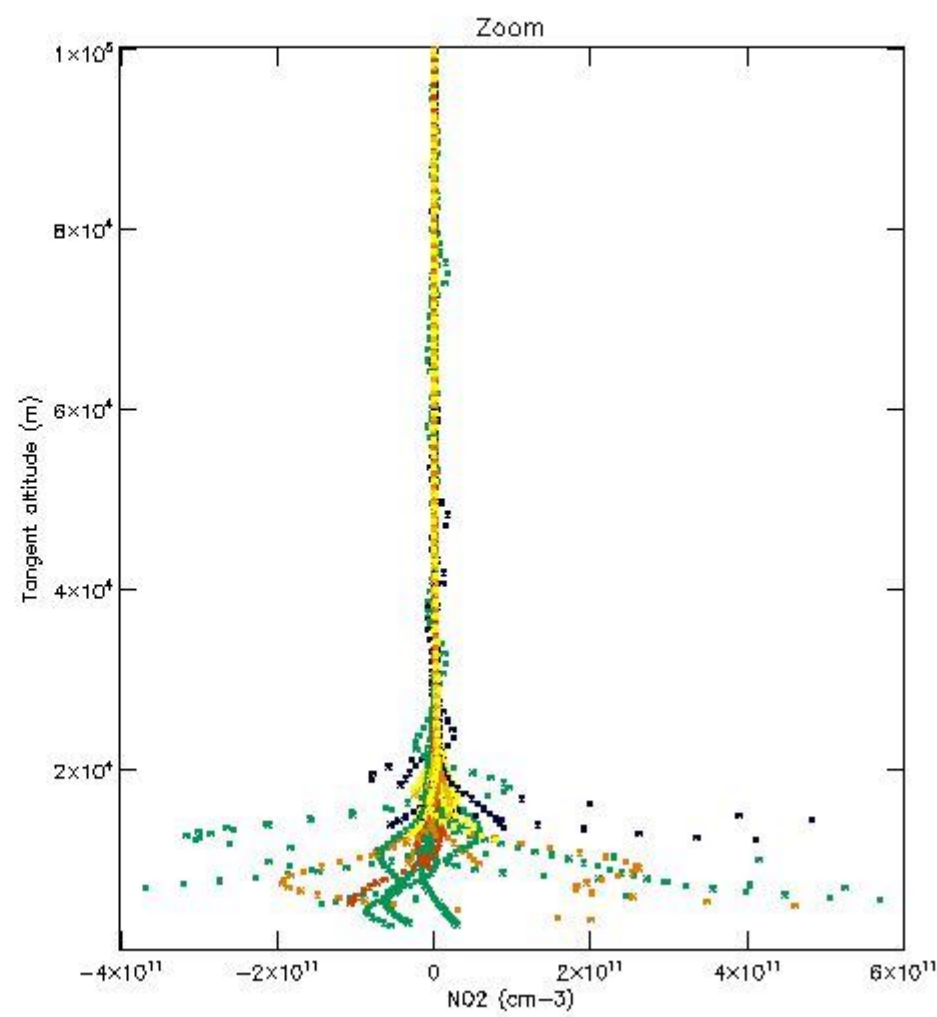
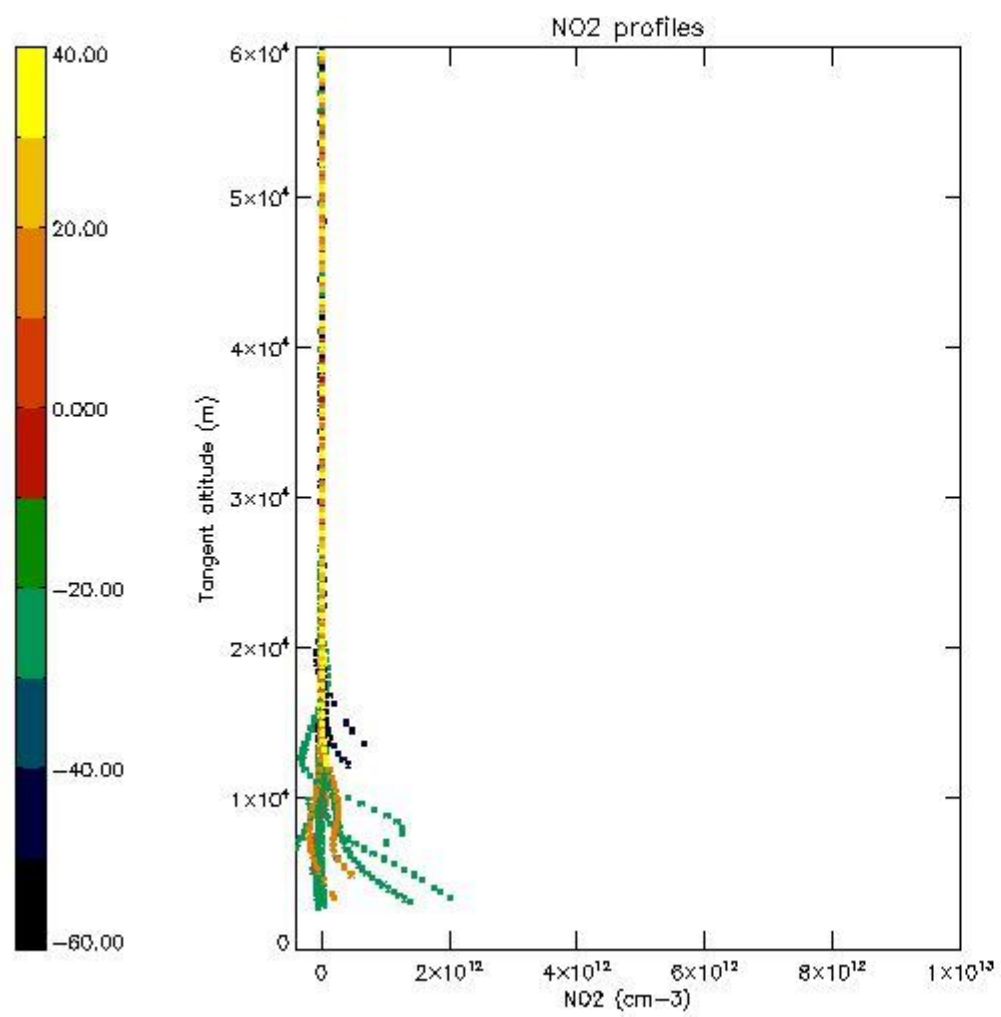
5.5 Plot ozone profiles where STD < 5% (dark without errors)

The colorbar represents the latitude.



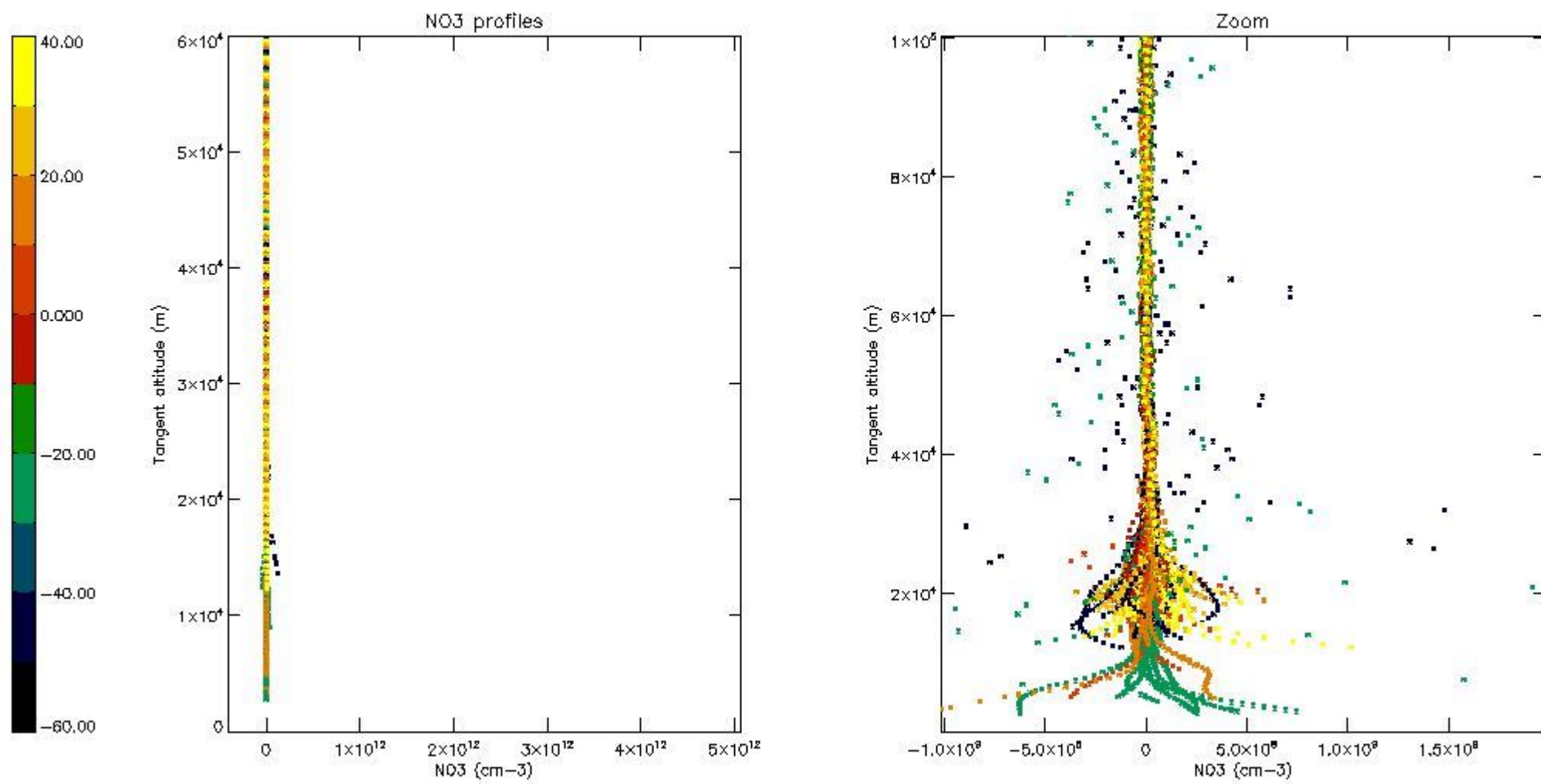
5.6 Plot NO₂ profiles for all STD (dark without errors)

The colorbar represents the latitude.



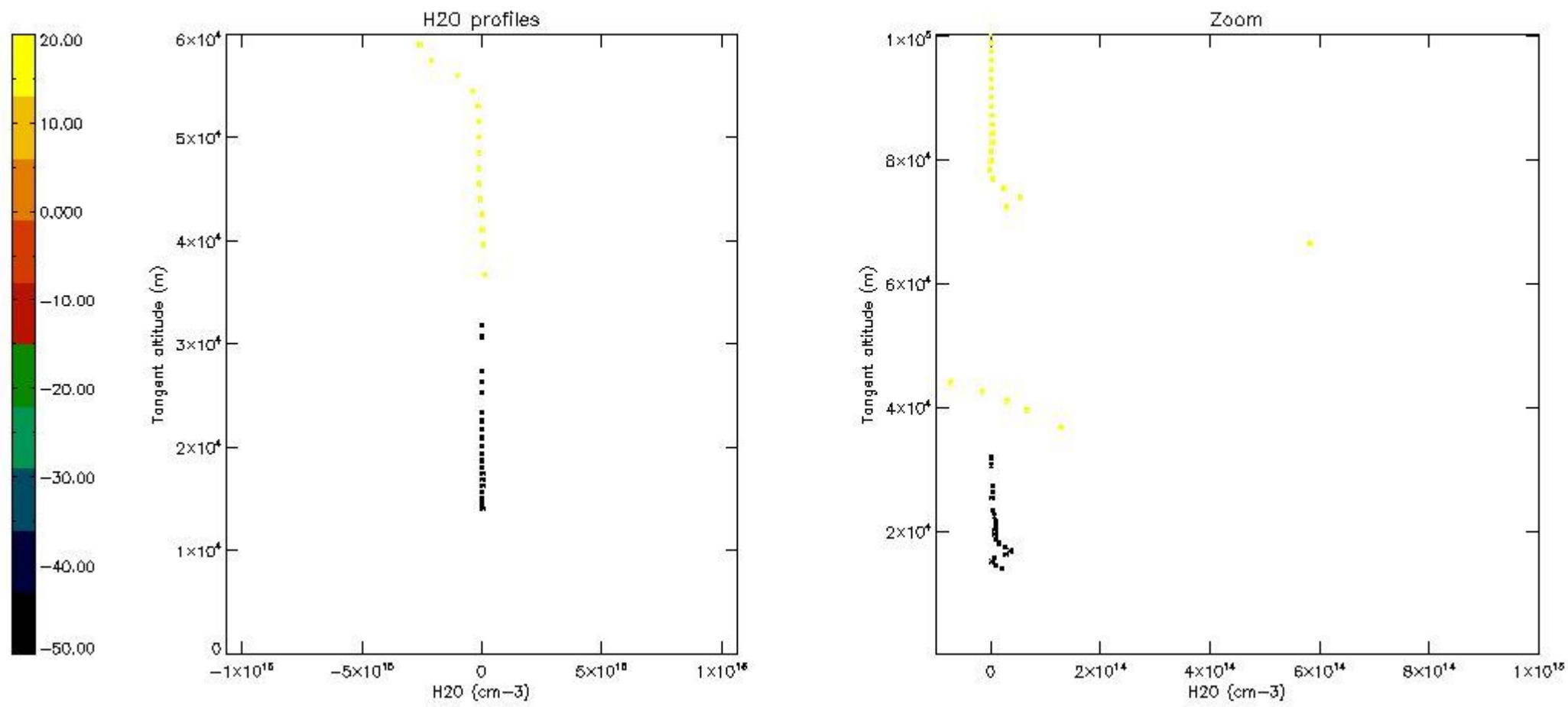
5.7 Plot NO3 profiles for all STD (dark without errors)

The colorbar represents the latitude.



5.8 Plot H₂O profiles for all STD (only for occultations of stars 1,2,3,4,13,14,16,26,63 dark without errors)

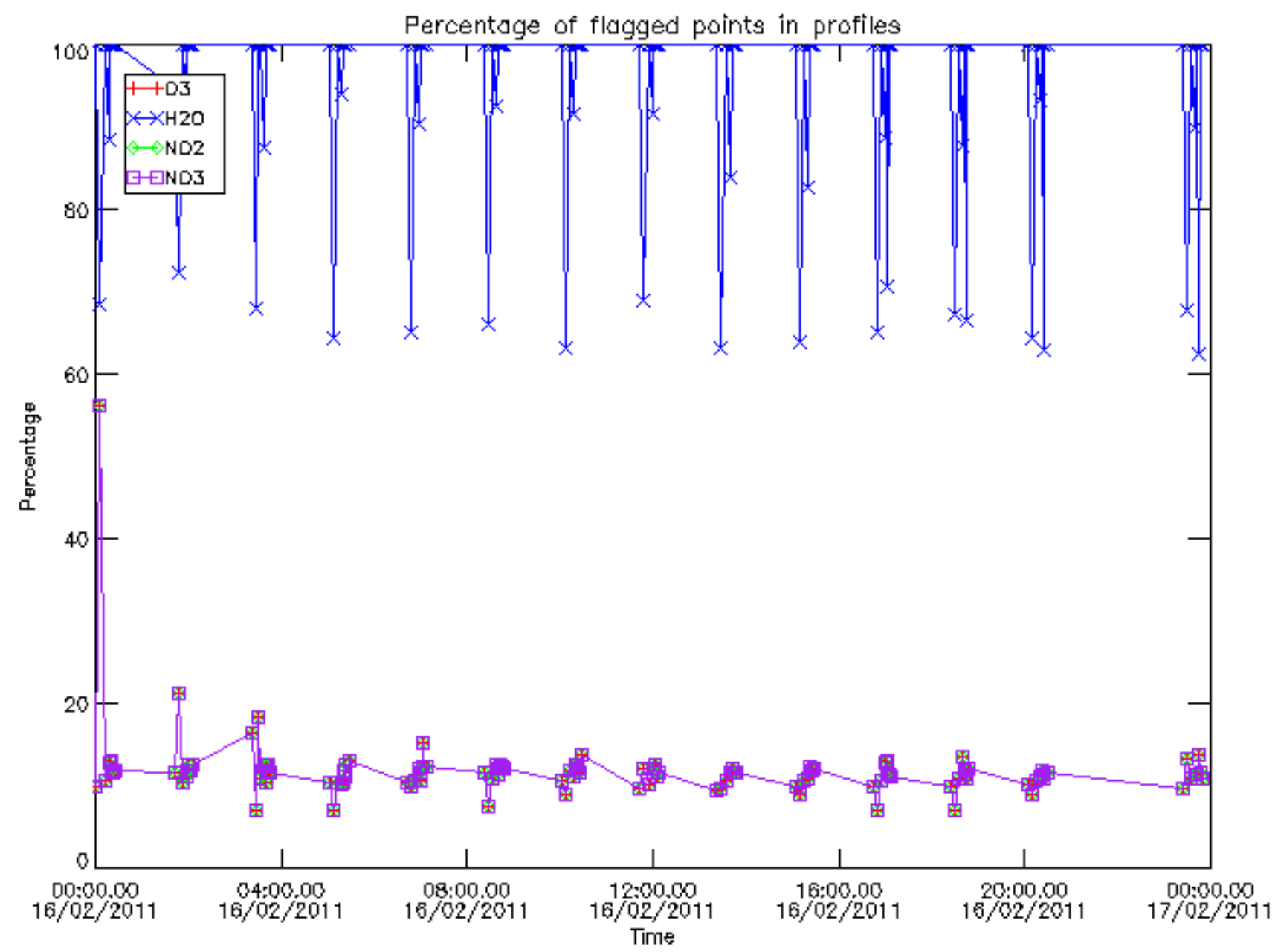
The colorbar represents the latitude.



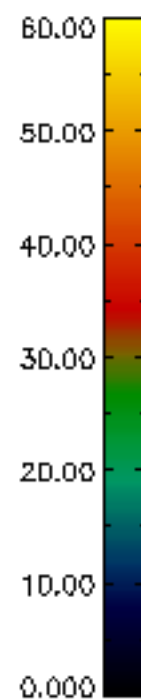
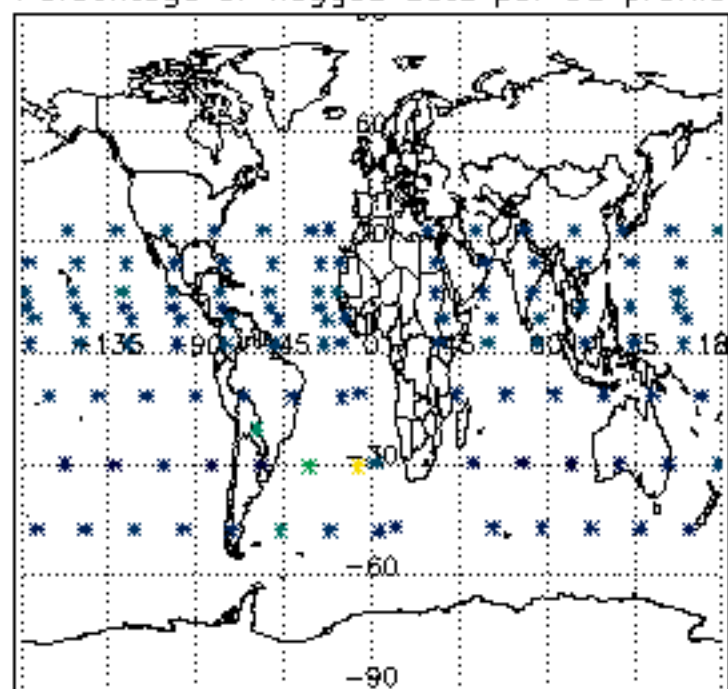
6. Auxiliary Data Files used for the production reported in section 2

The number reported in the third column indicates since which file (see list in section 2) the corresponding auxiliary file has been used. The fourth column is the date of those product files.

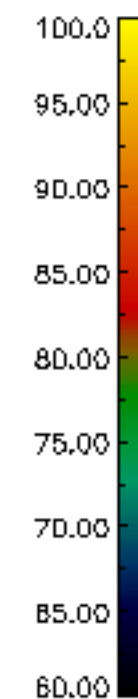
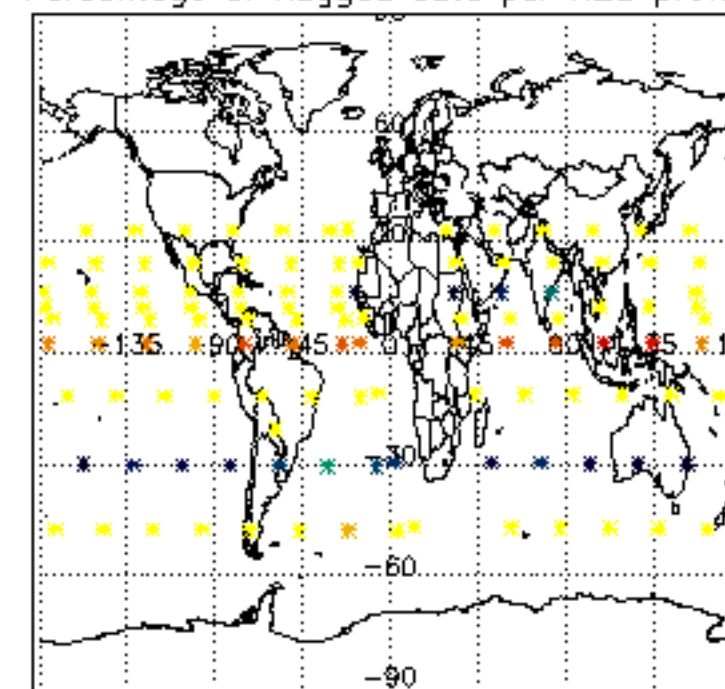
Type	Auxiliary Filename	Used since product	Used since product date
INST_PHYS_CHARACTERISTICS	GOM_INS_AXVIEC20091111_143220_20030716_120000_20500101_000000	1	16-FEB-2011 00:01:04
LEVEL-2_PROC_CONFIG	GOM_PR2_AXVIEC20091111_152718_20020301_000000_20500101_000000	1	16-FEB-2011 00:01:04
CROSS_SECTIONS_FILE	GOM_CRS_AXVIEC20091111_154832_20020301_000000_20500101_000000	1	16-FEB-2011 00:01:04



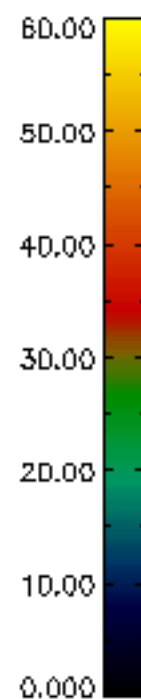
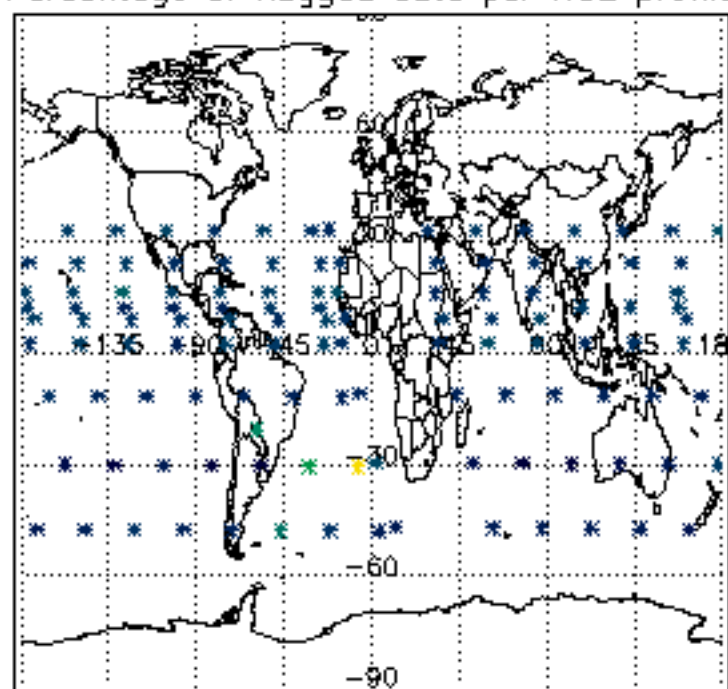
Percentage of flagged data per D3 profile



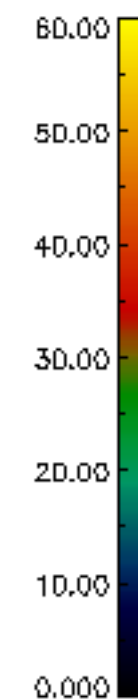
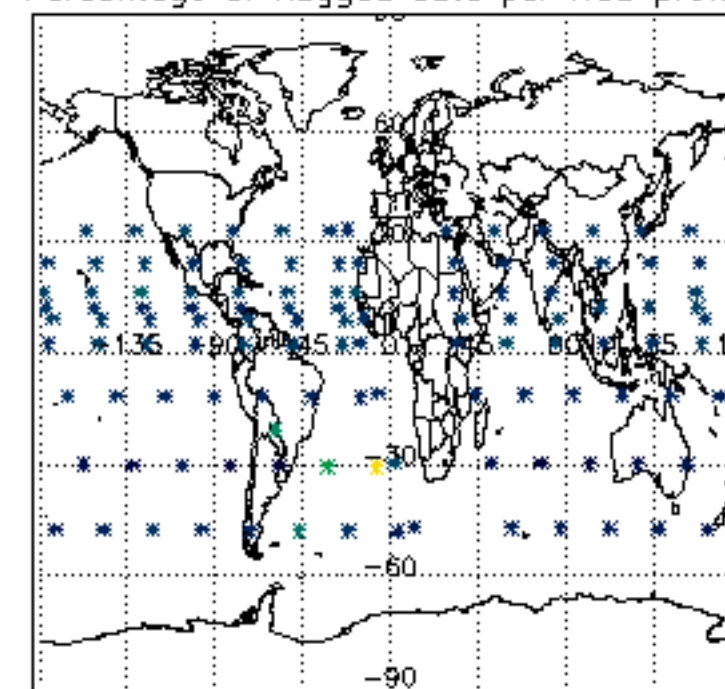
Percentage of flagged data per H2O profile

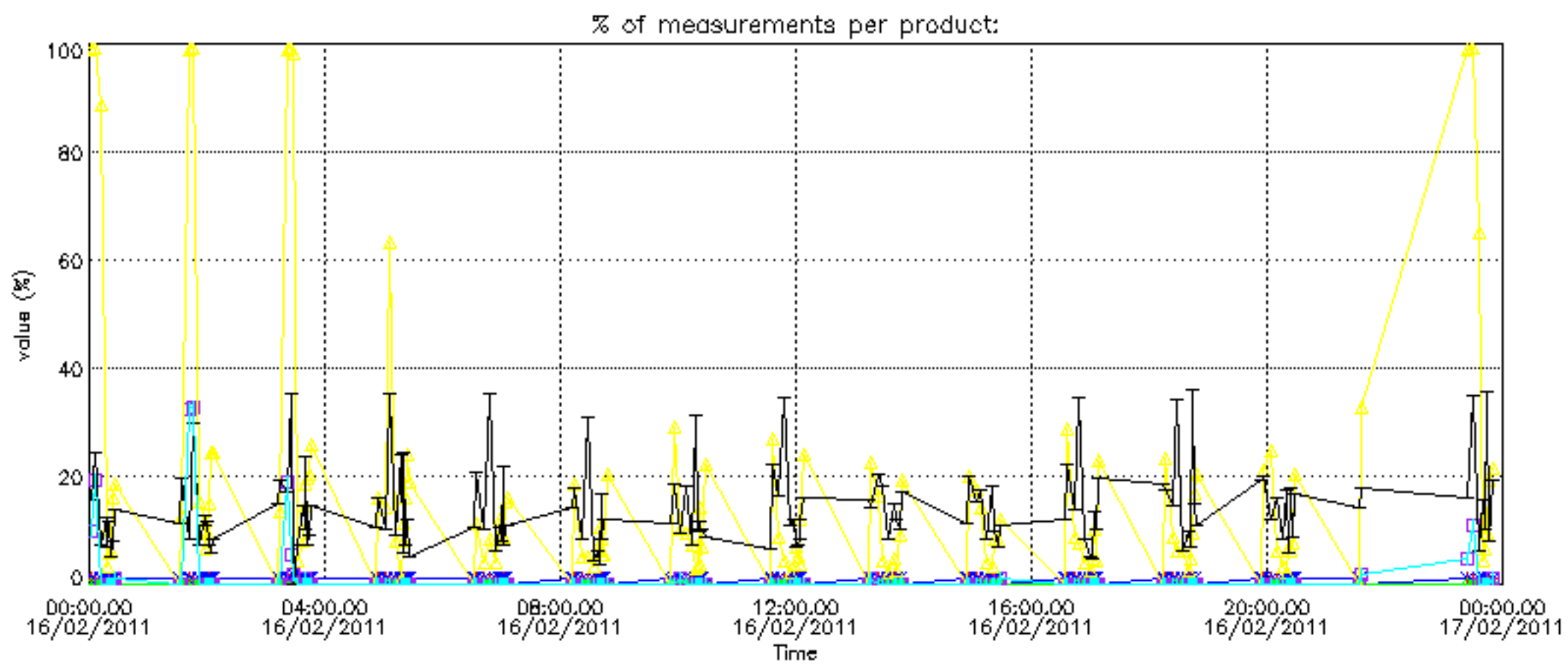


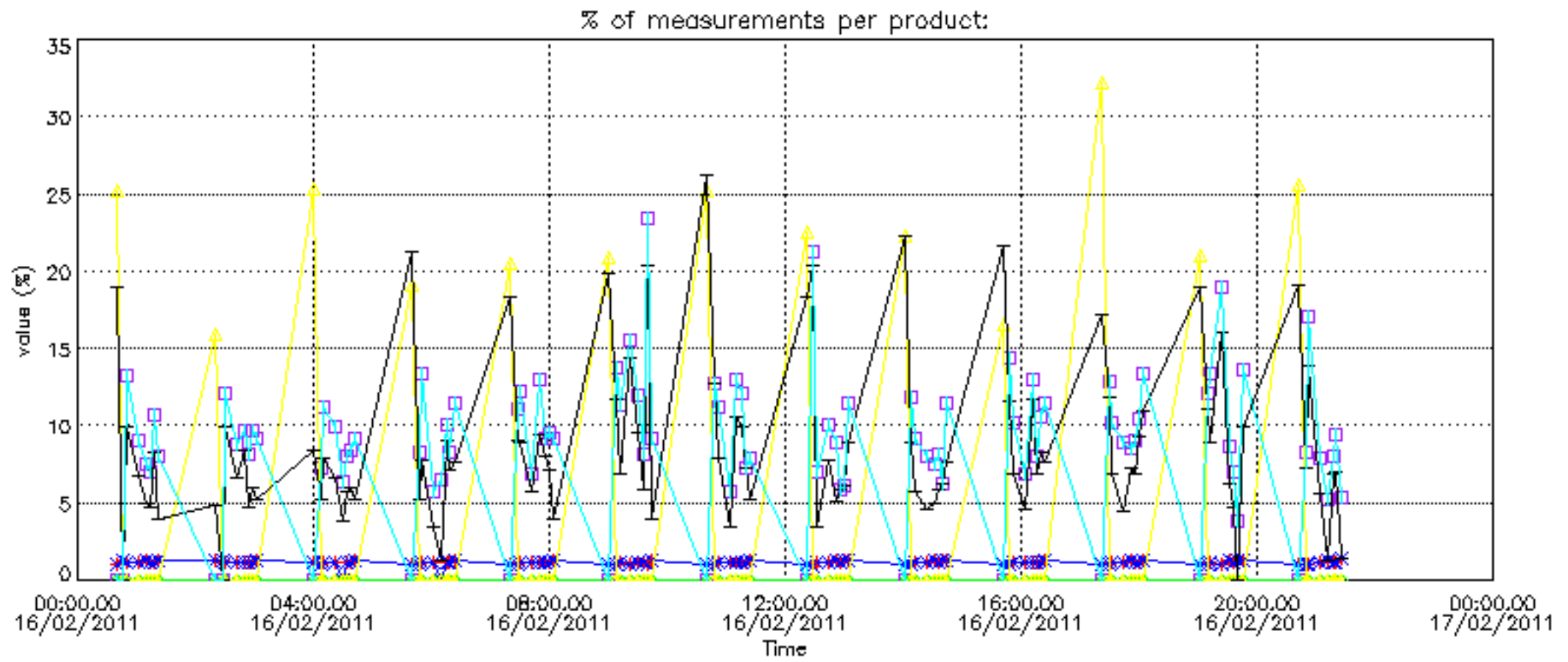
Percentage of flagged data per NO2 profile



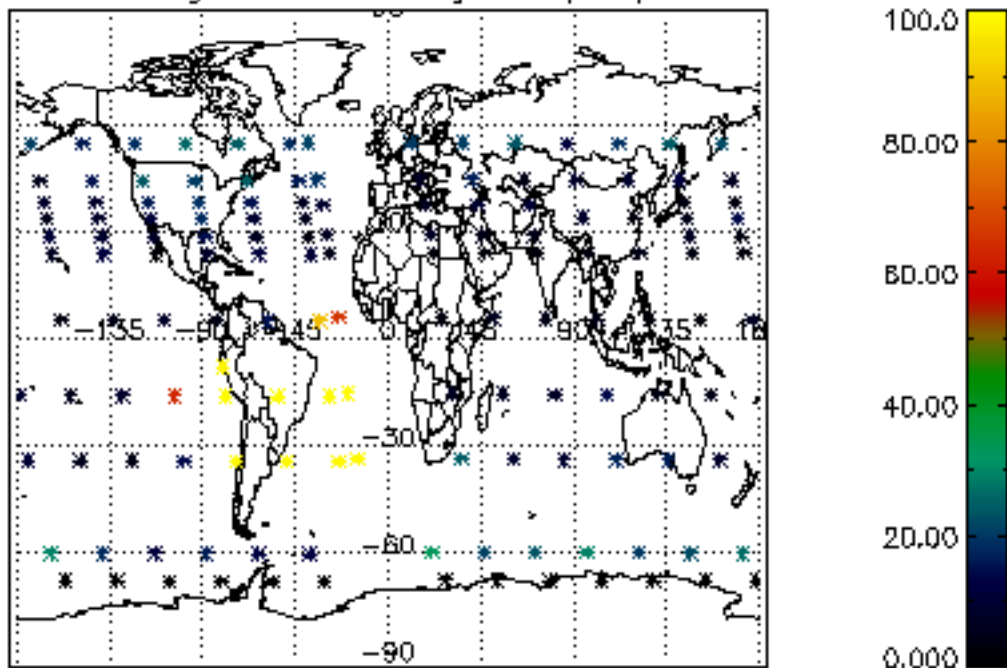
Percentage of flagged data per NO3 profile



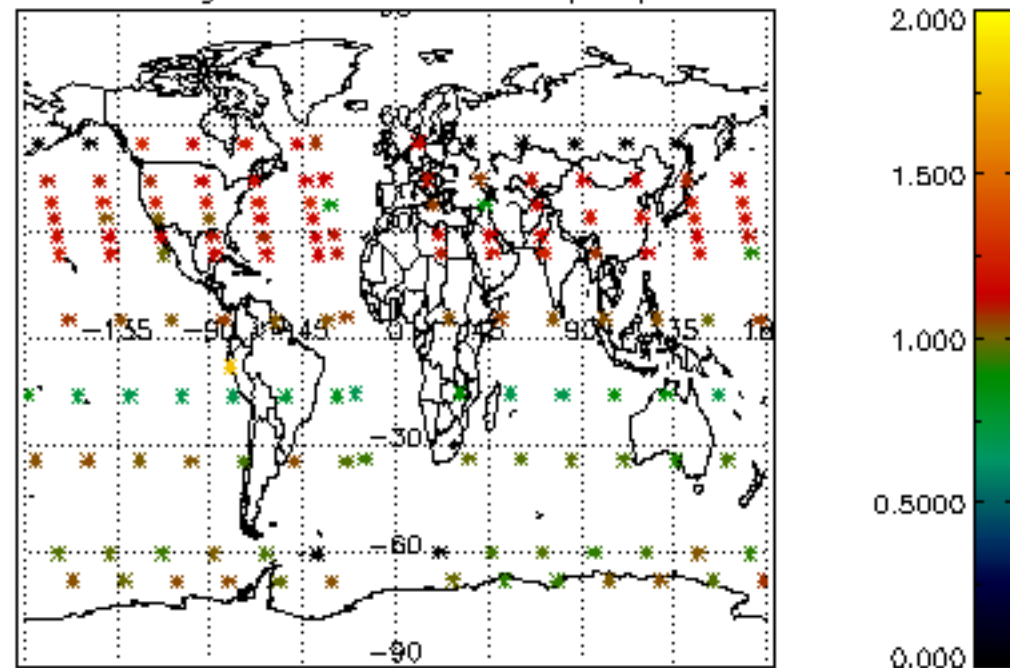




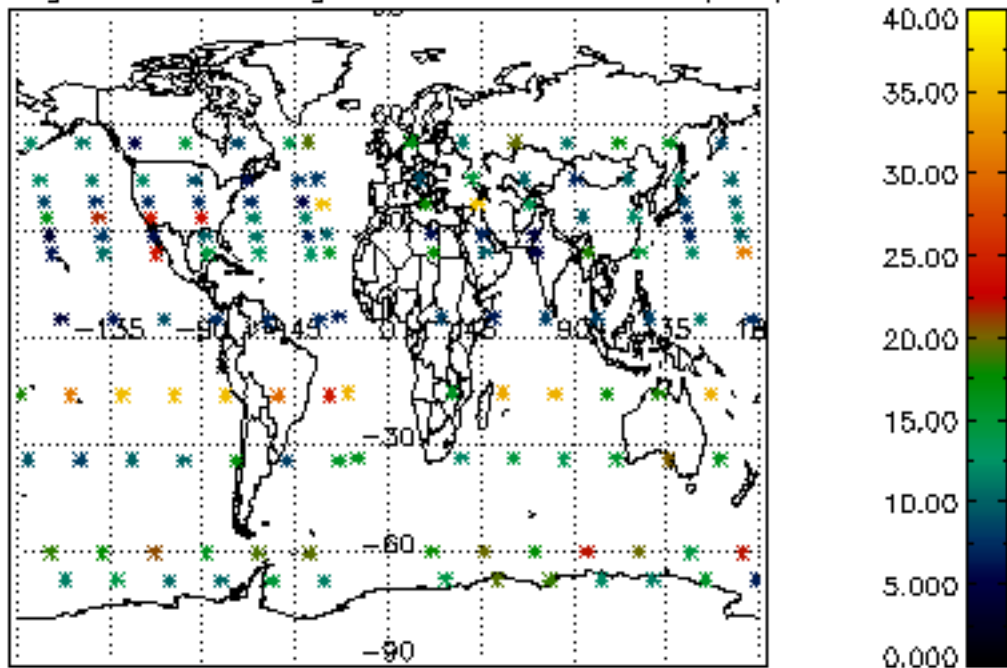
Percentage of cosmic ray hits per profile



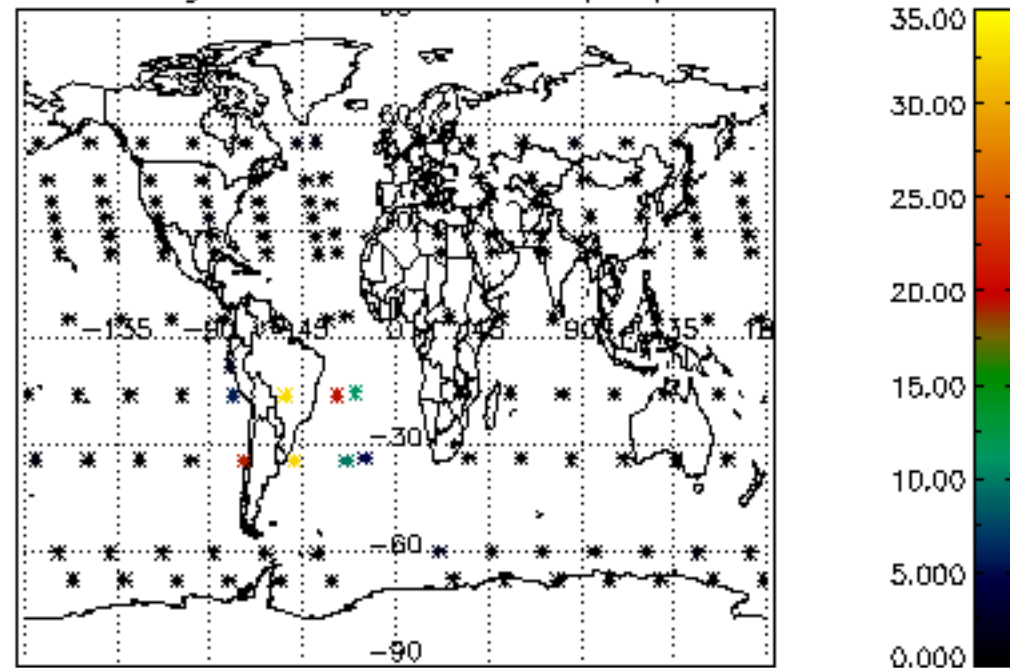
Percentage of datation errors per profile



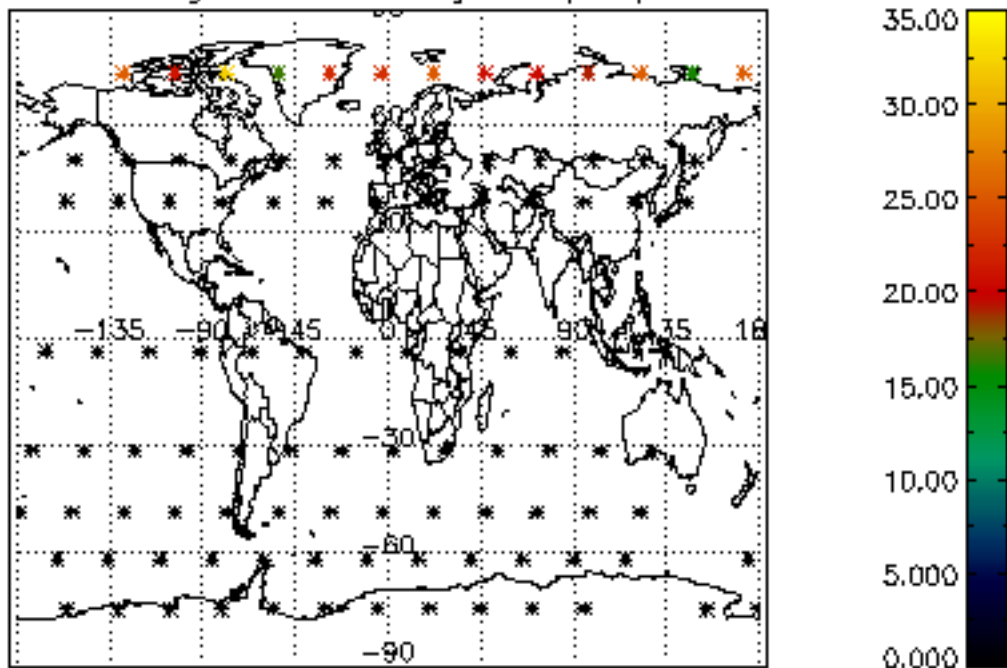
Percentage of star falling outside central band per profile



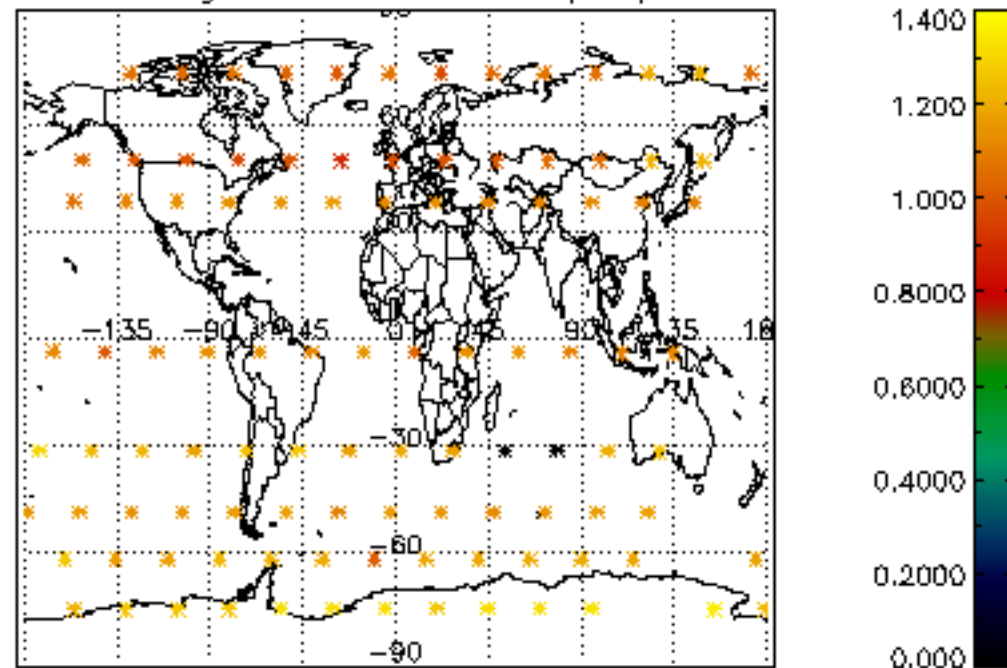
Percentage of saturation errors per profile



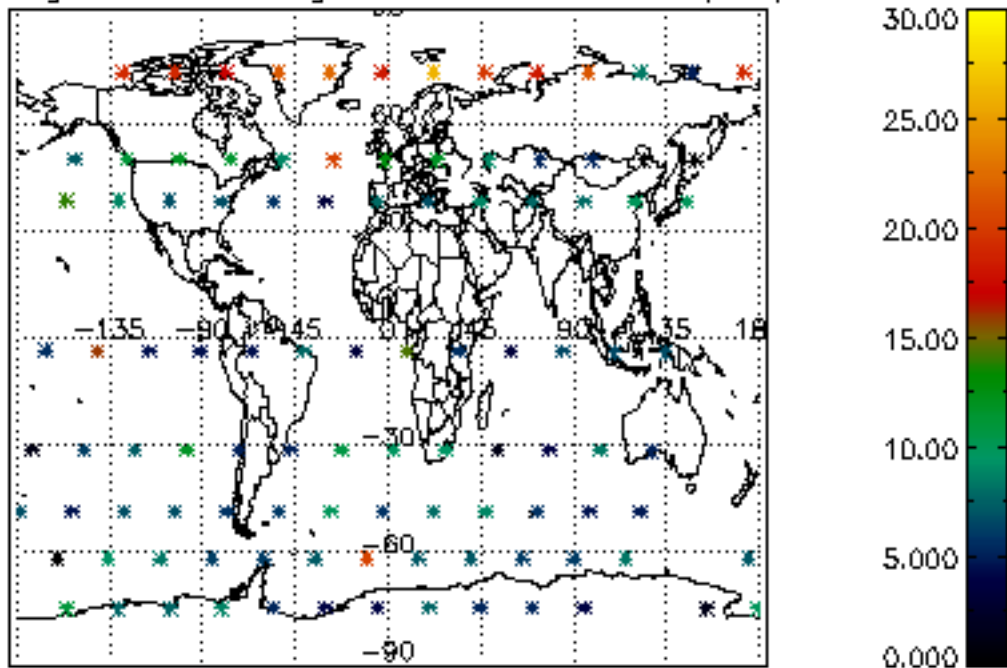
Percentage of cosmic ray hits per profile



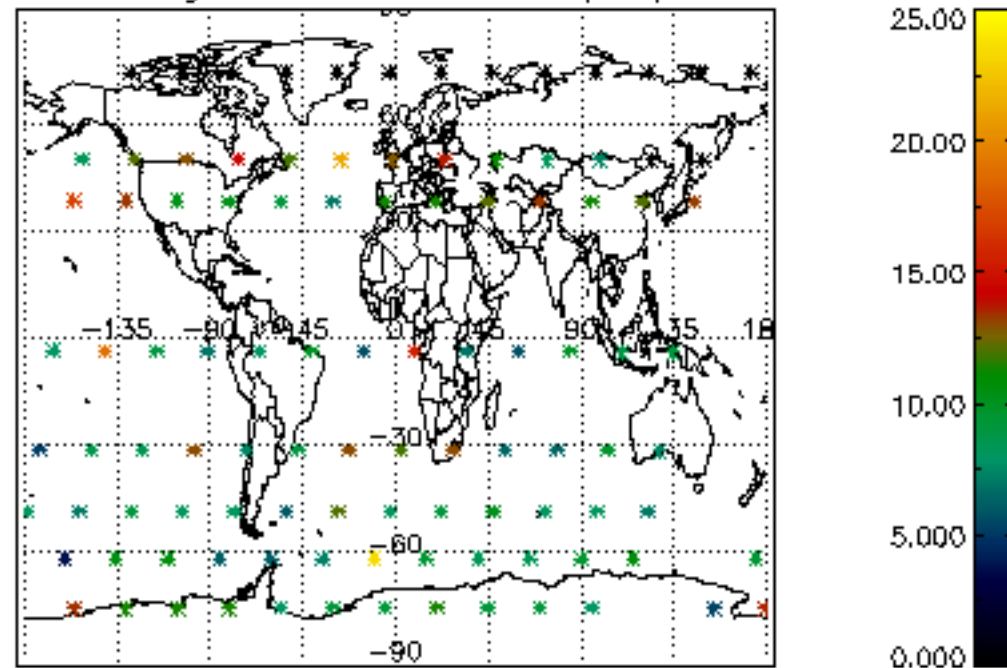
Percentage of datation errors per profile

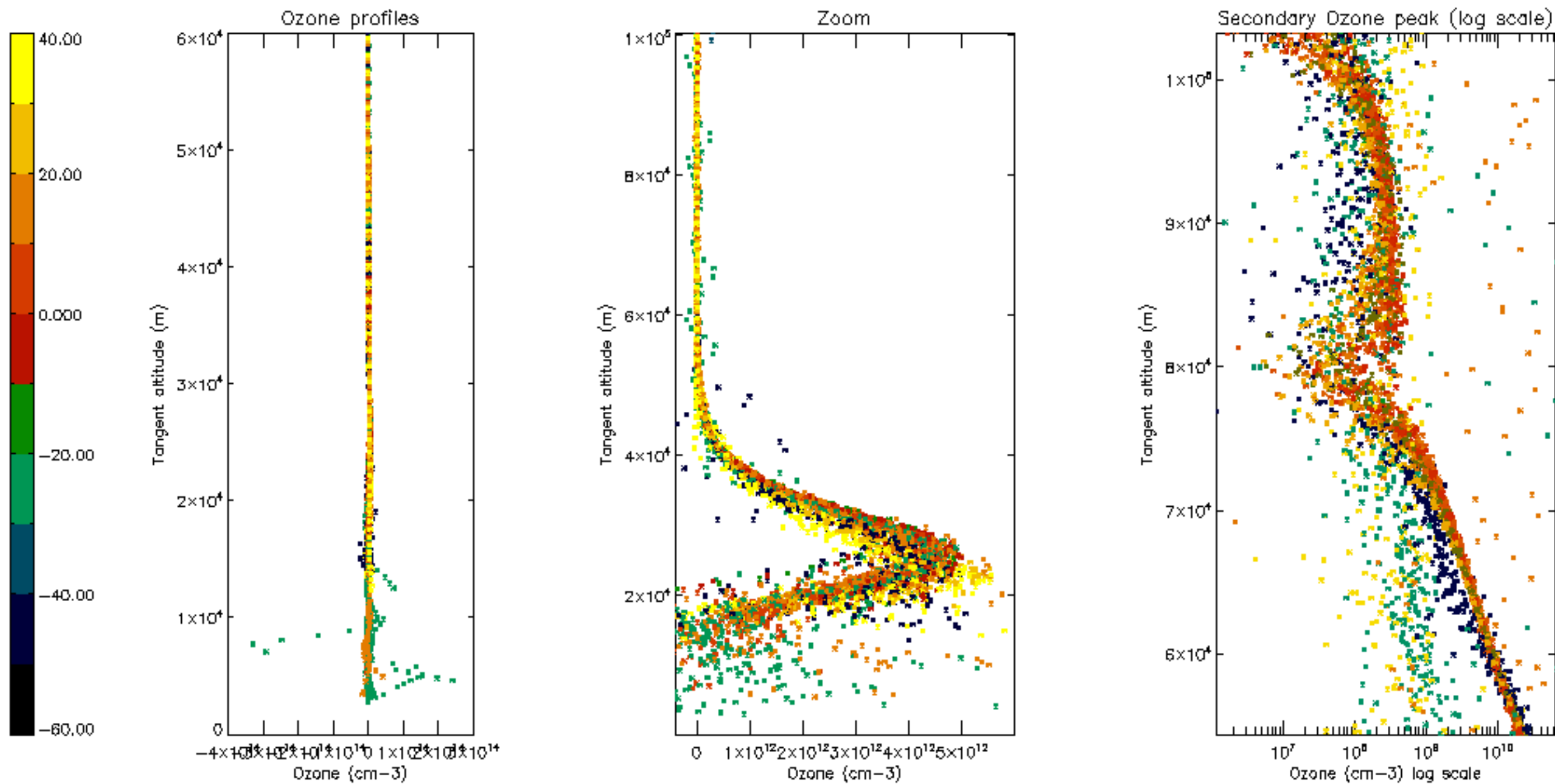


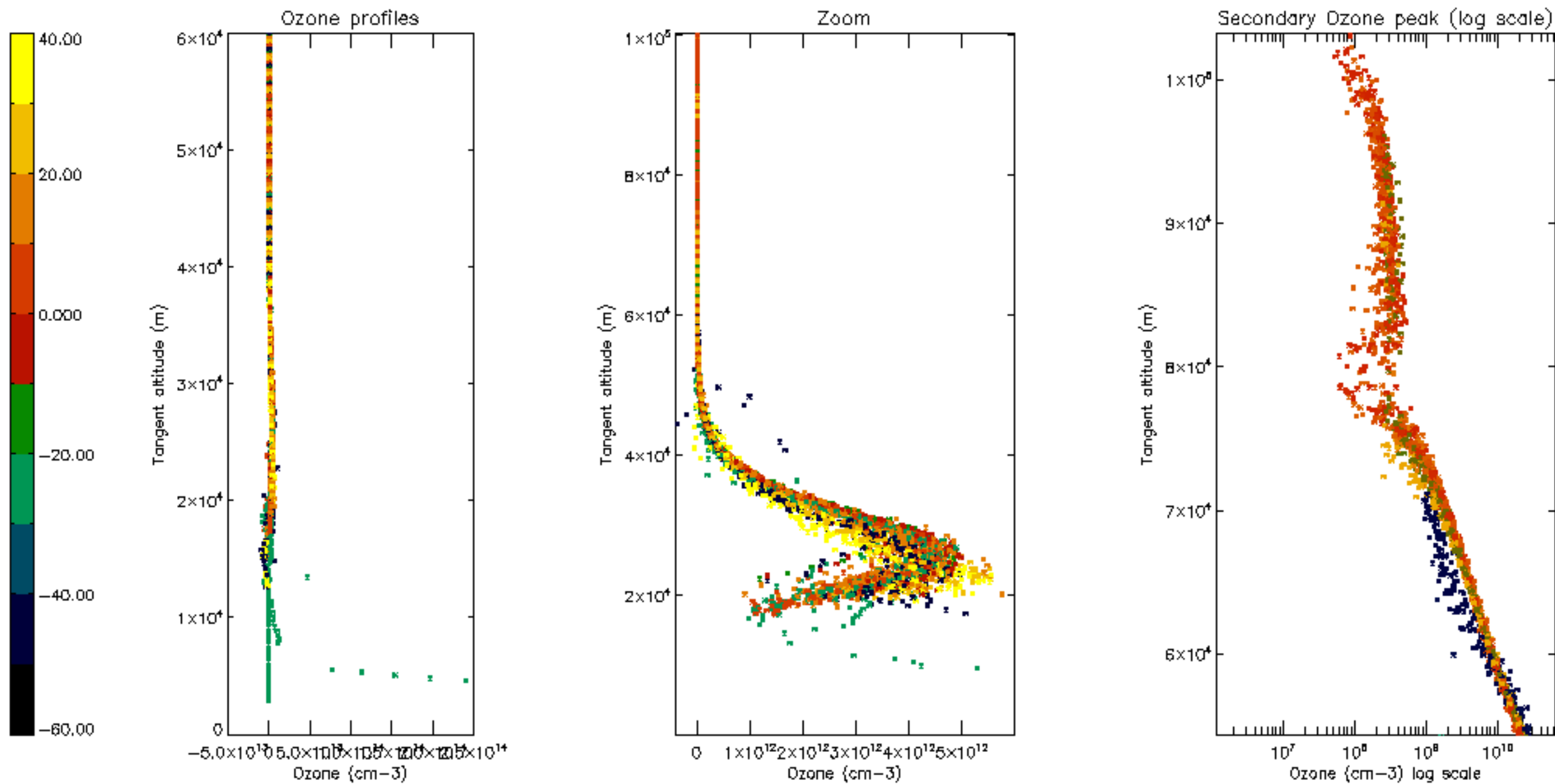
Percentage of star falling outside central band per profile

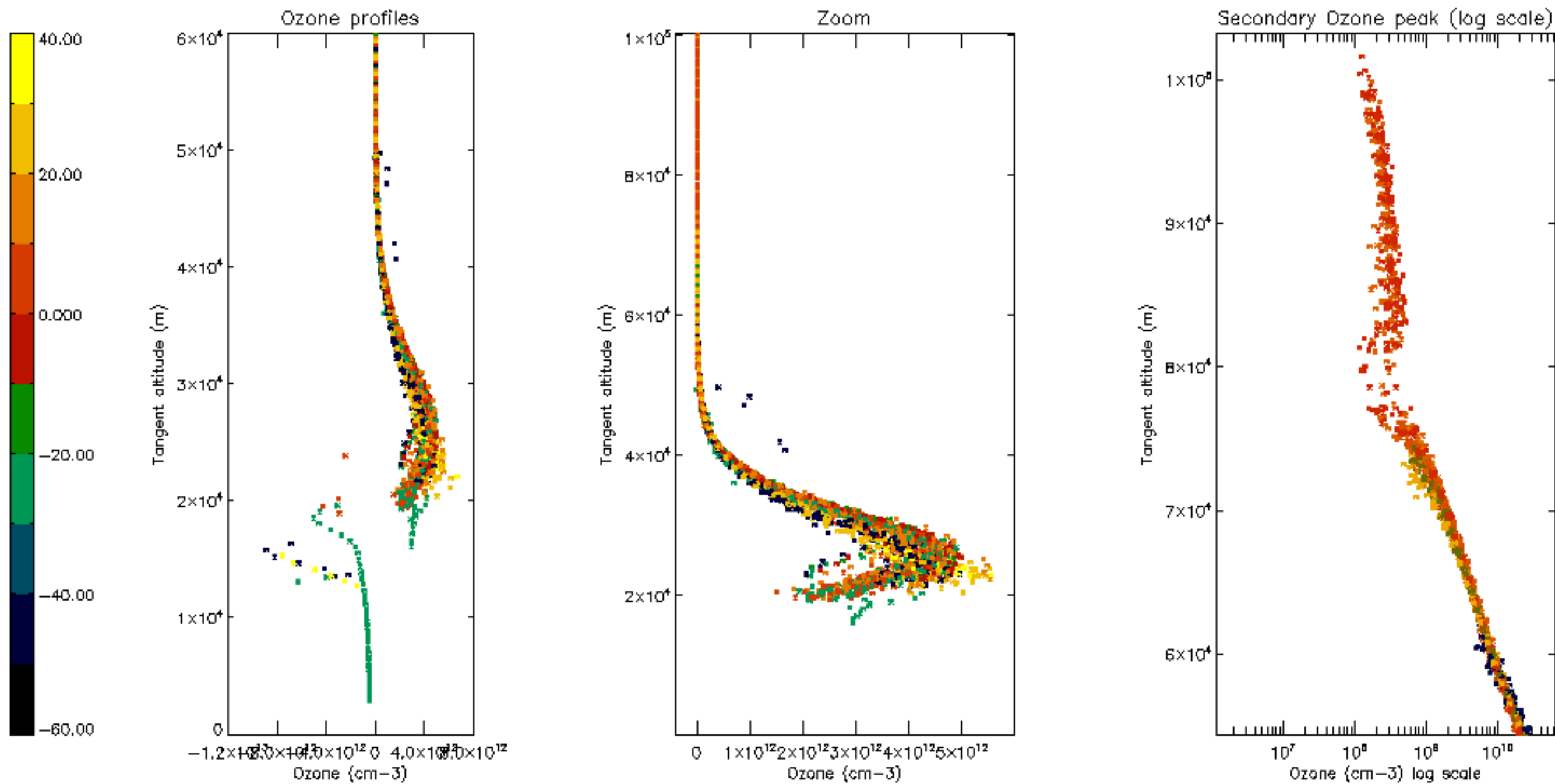


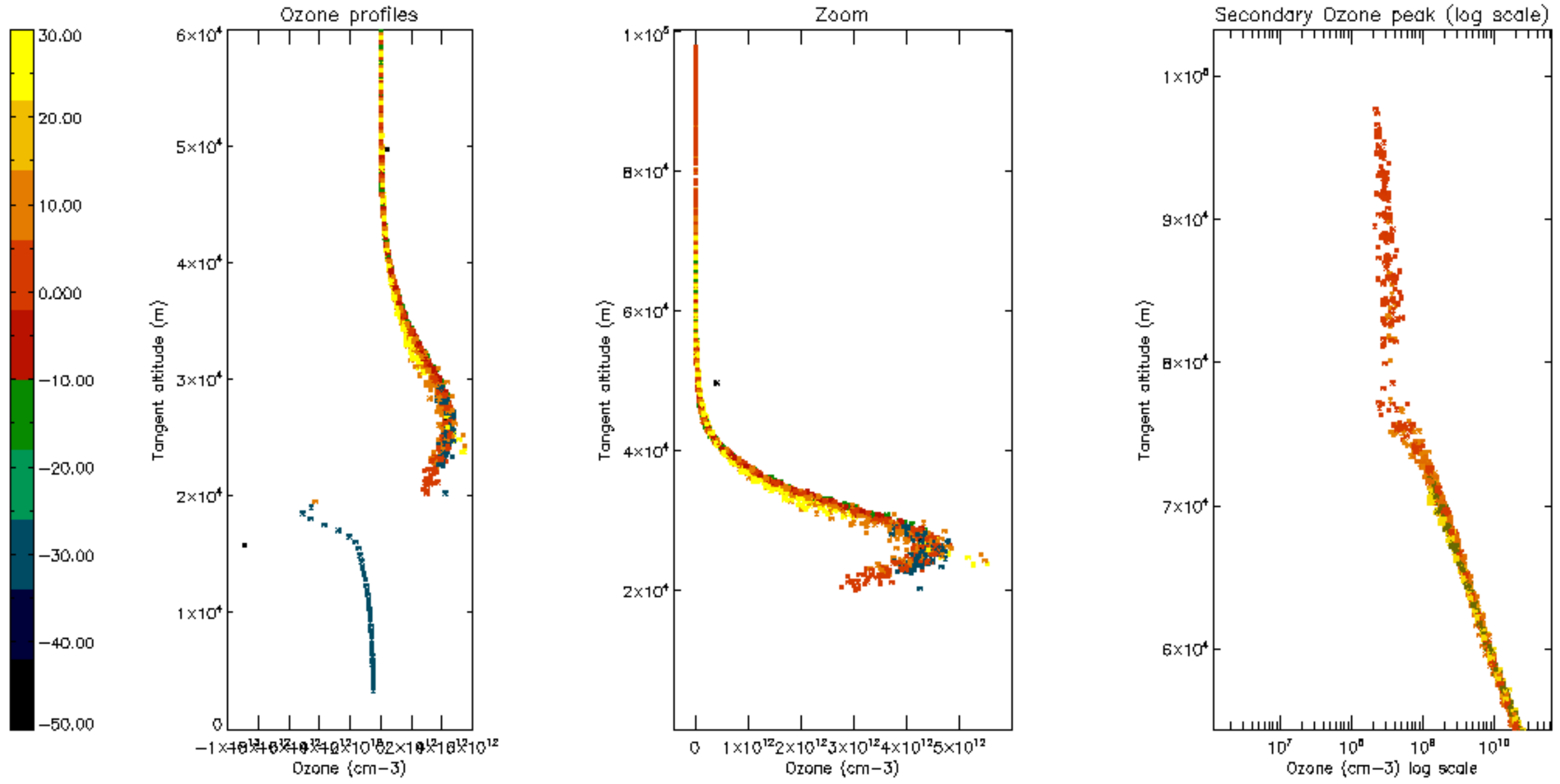
Percentage of saturation errors per profile

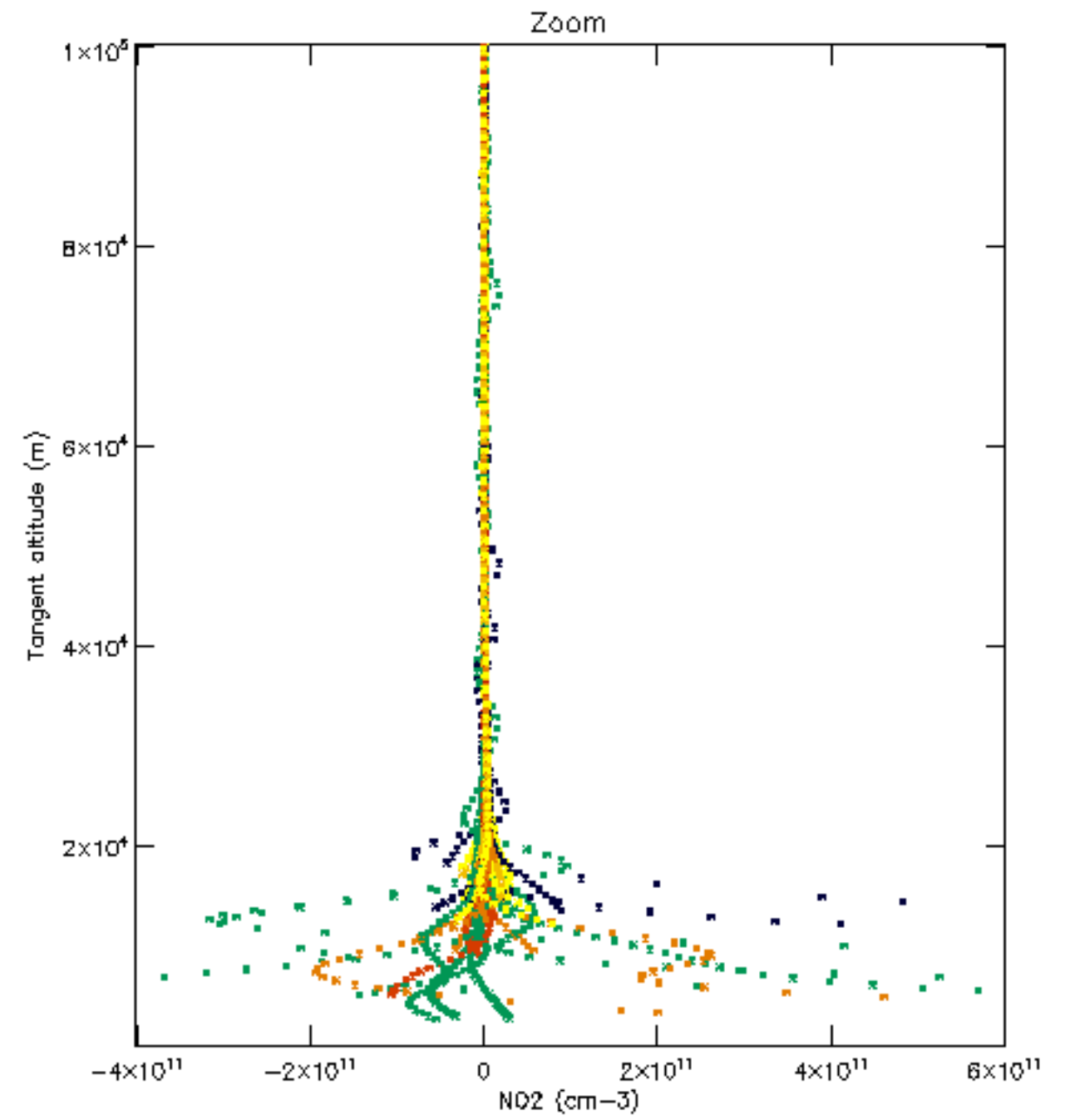
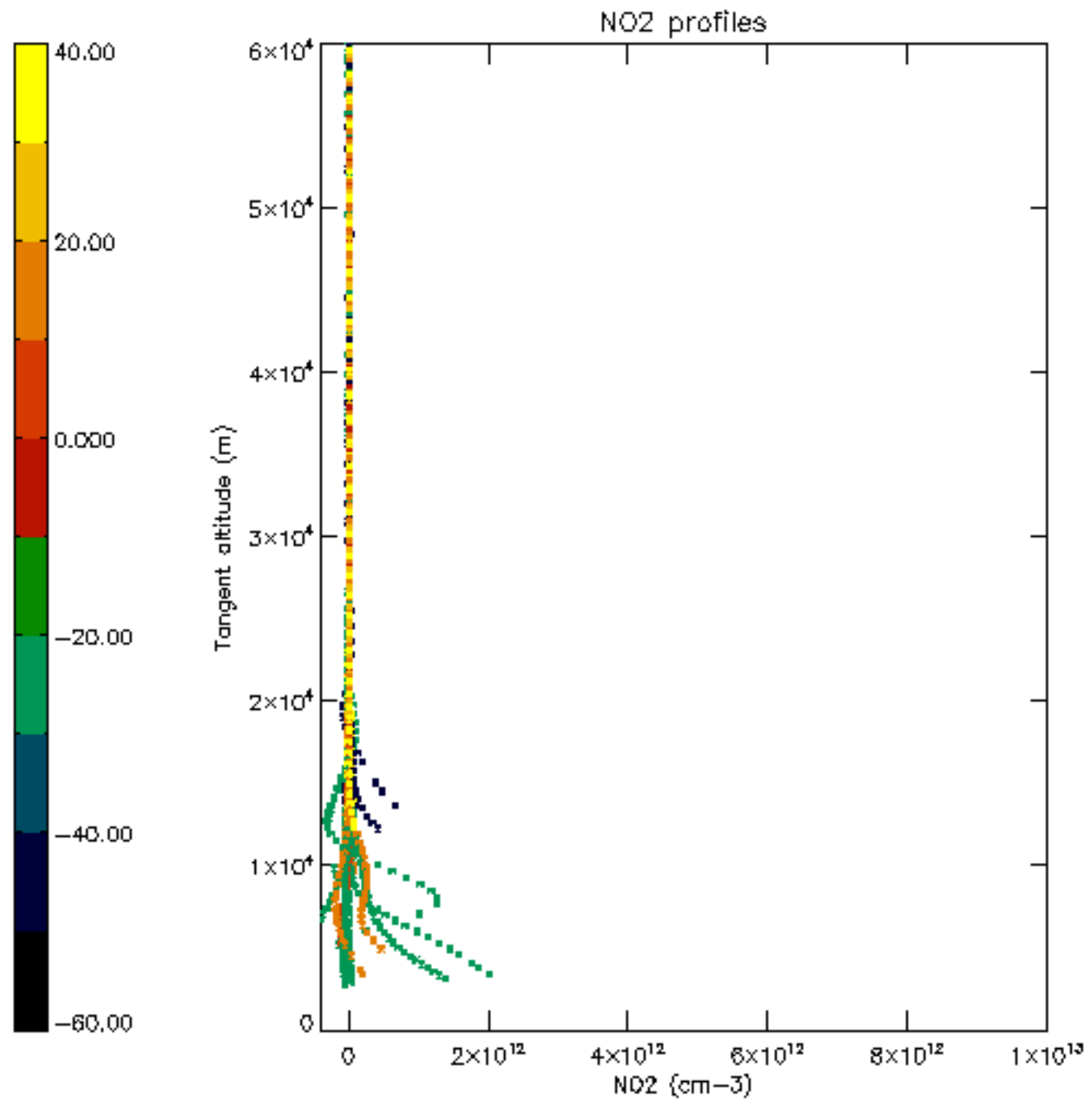


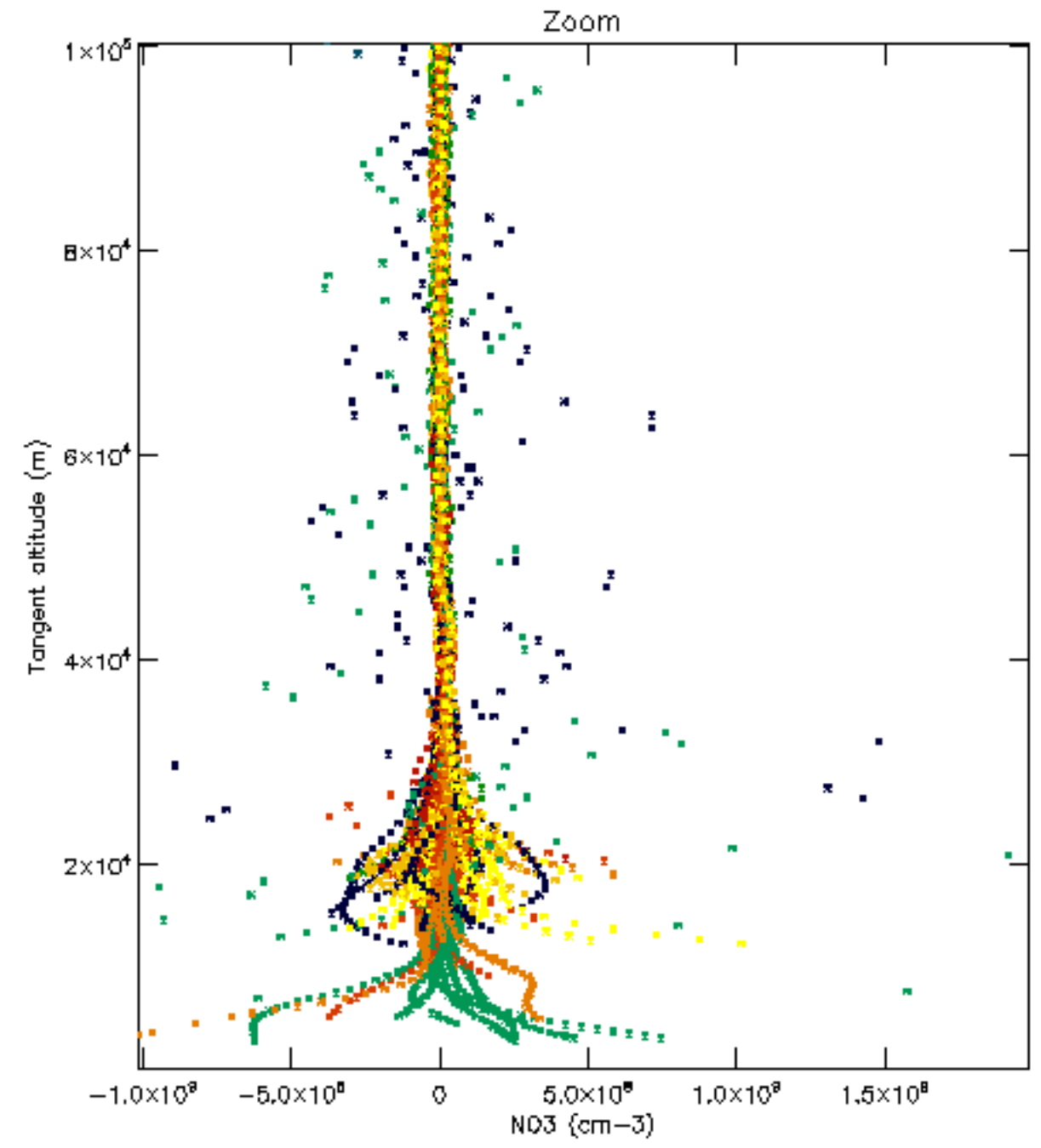
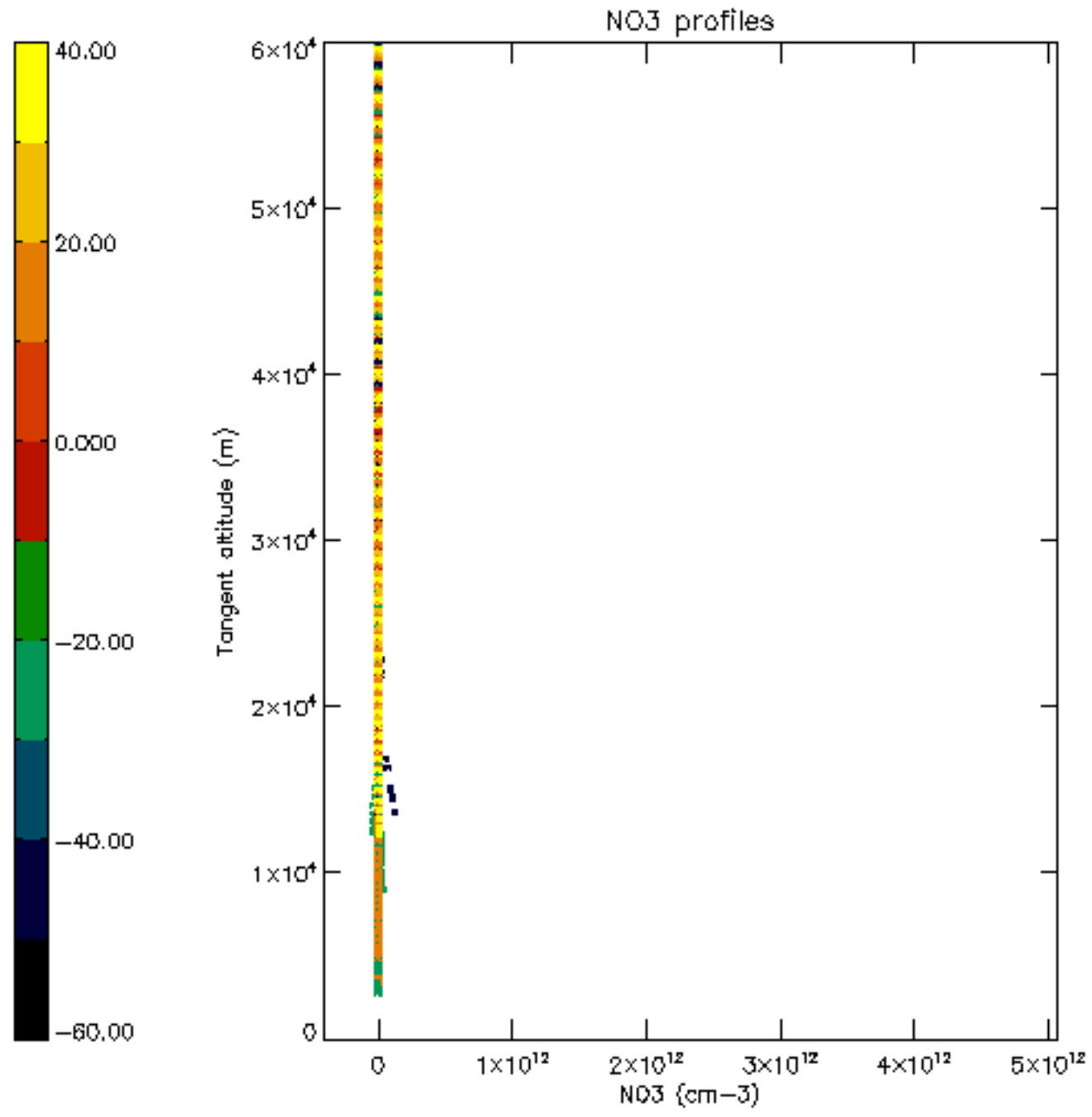


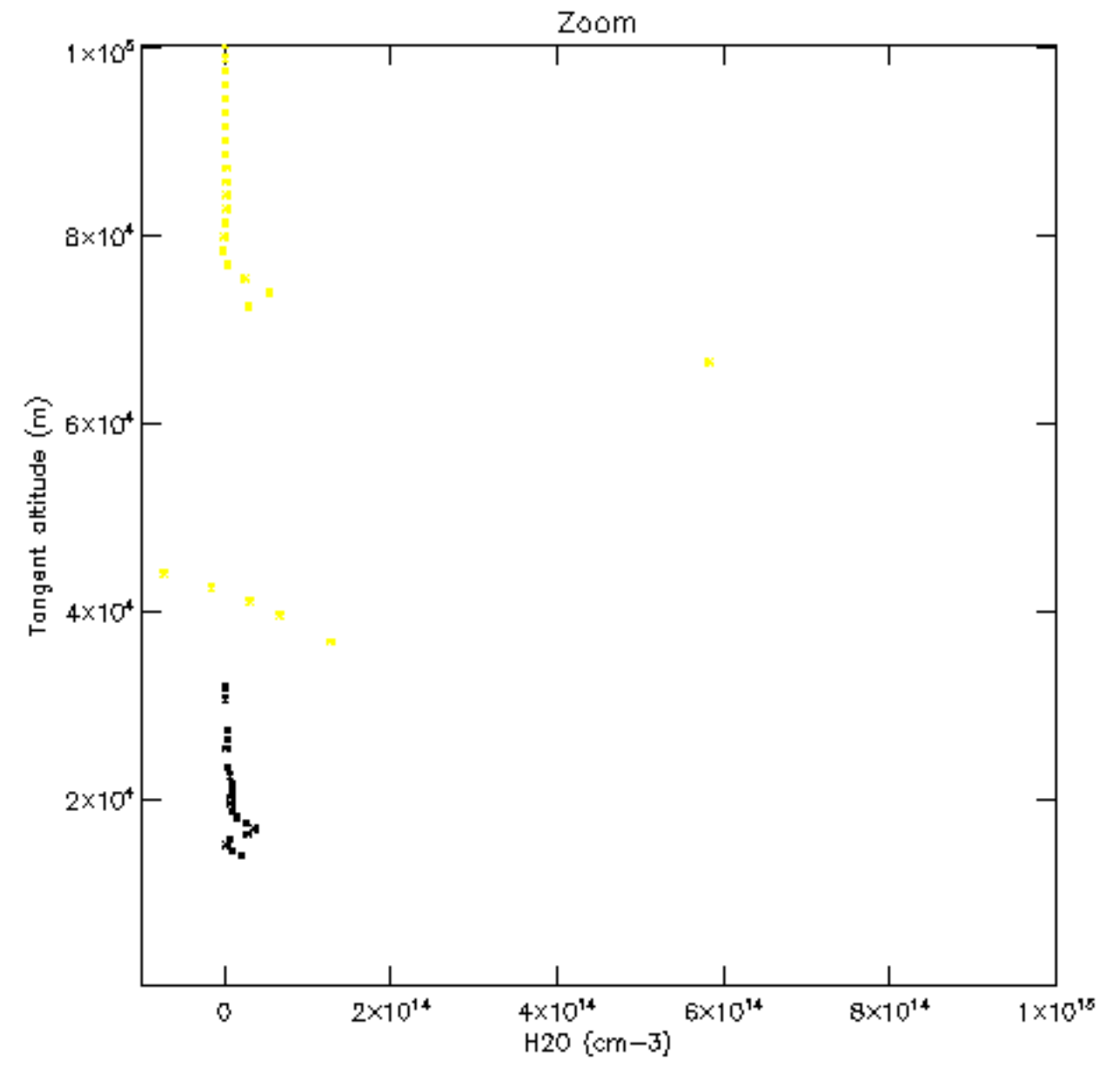
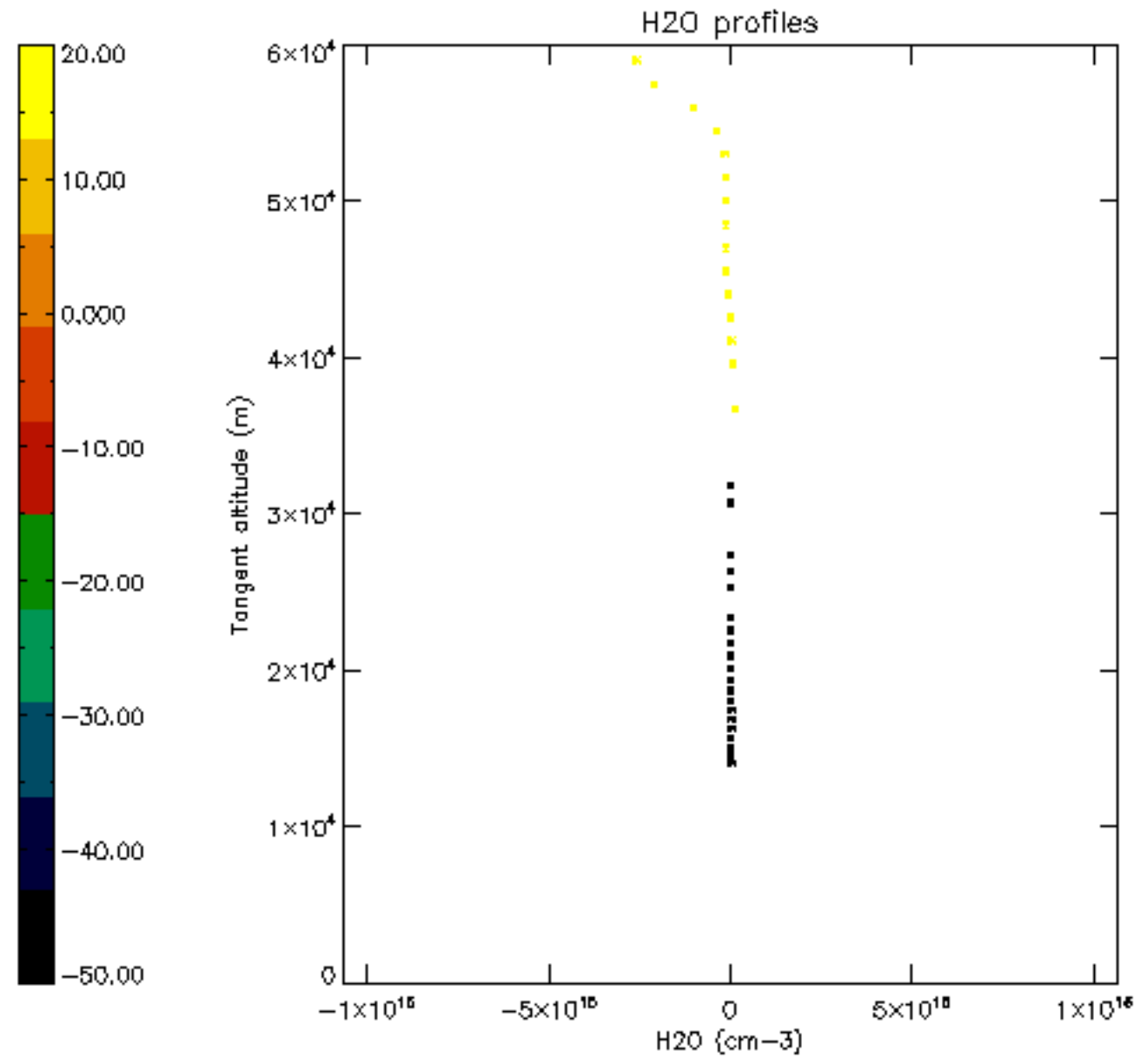


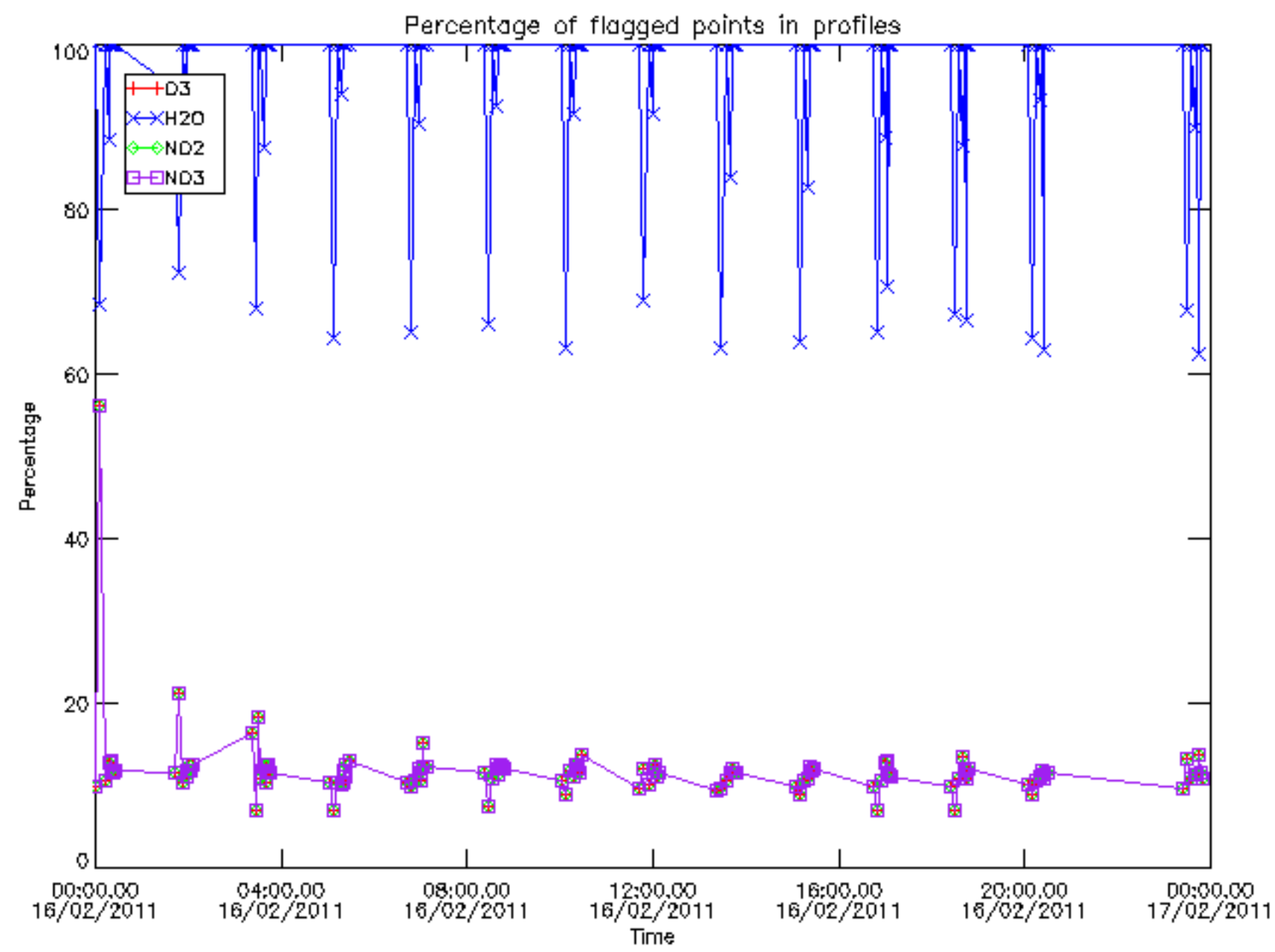




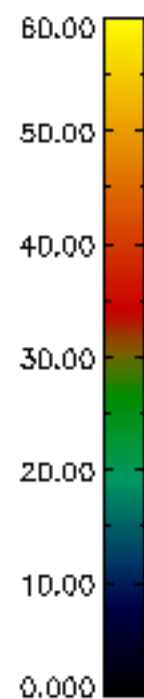
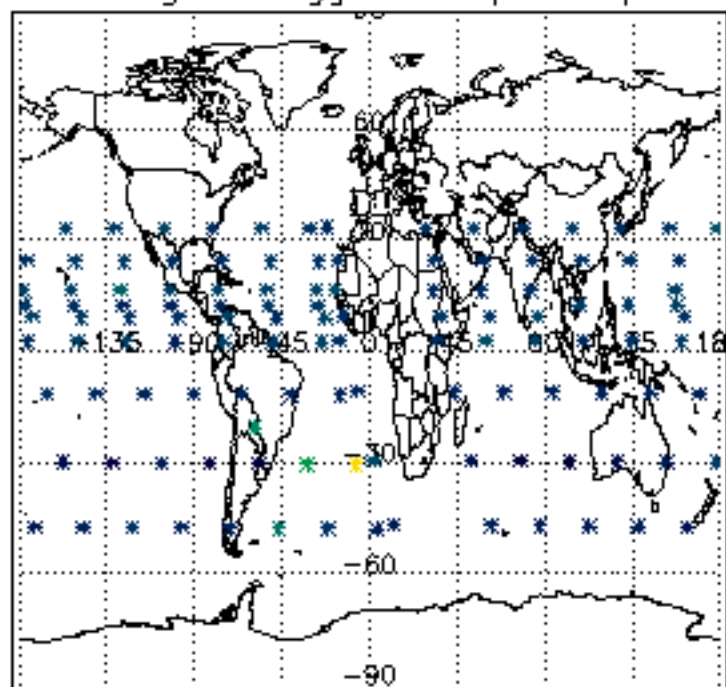




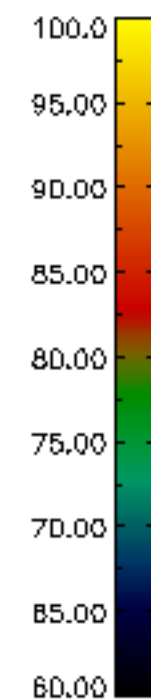
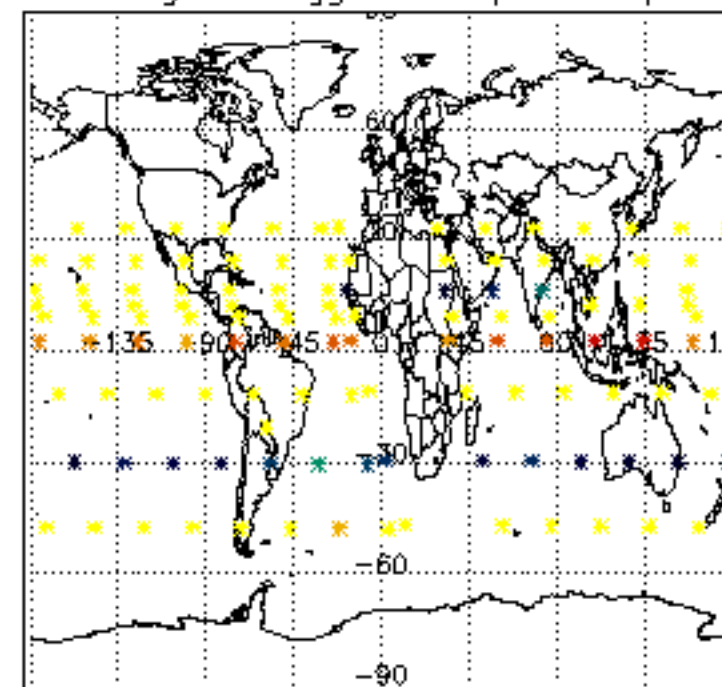




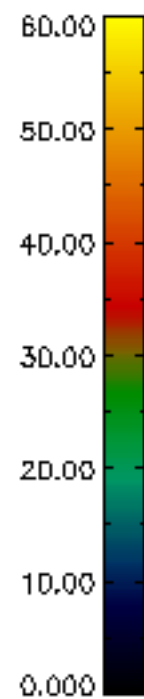
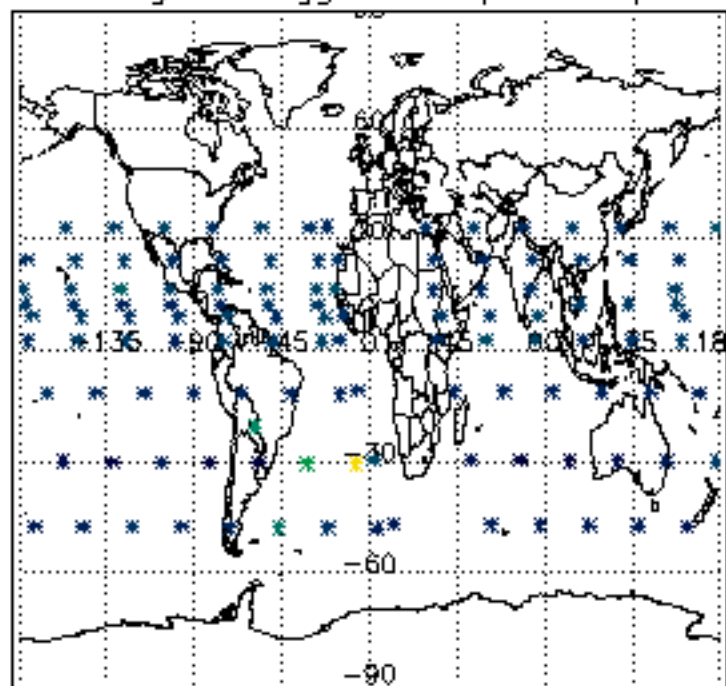
Percentage of flagged data per D3 profile



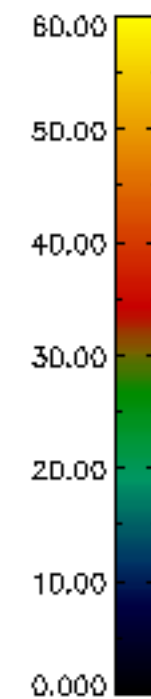
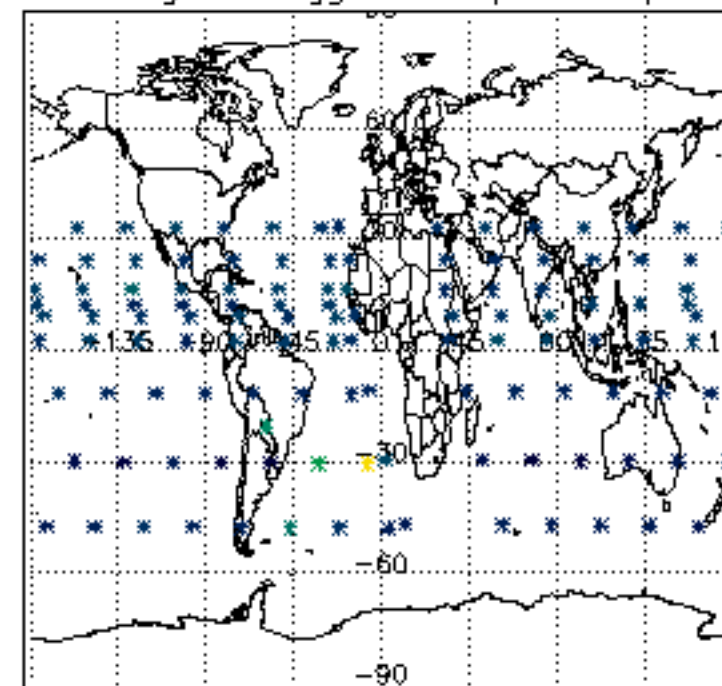
Percentage of flagged data per H2O profile

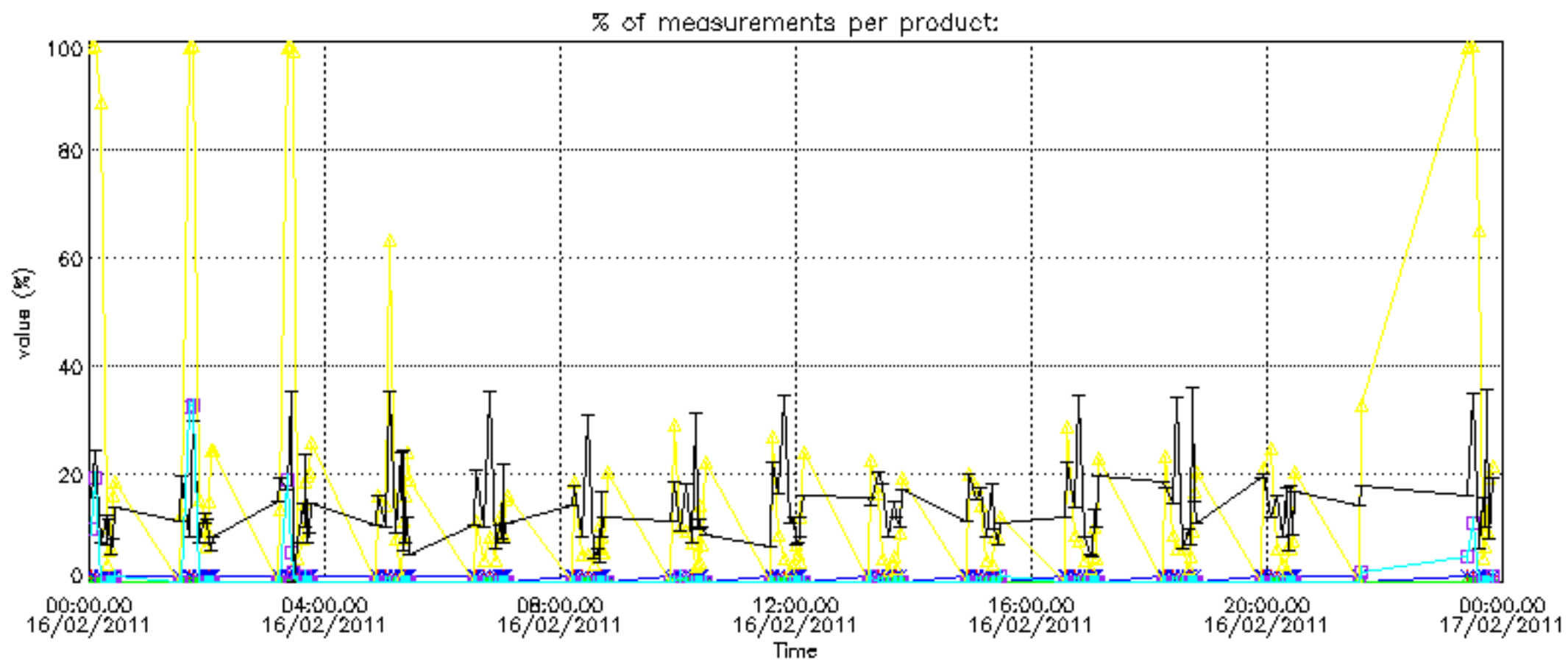


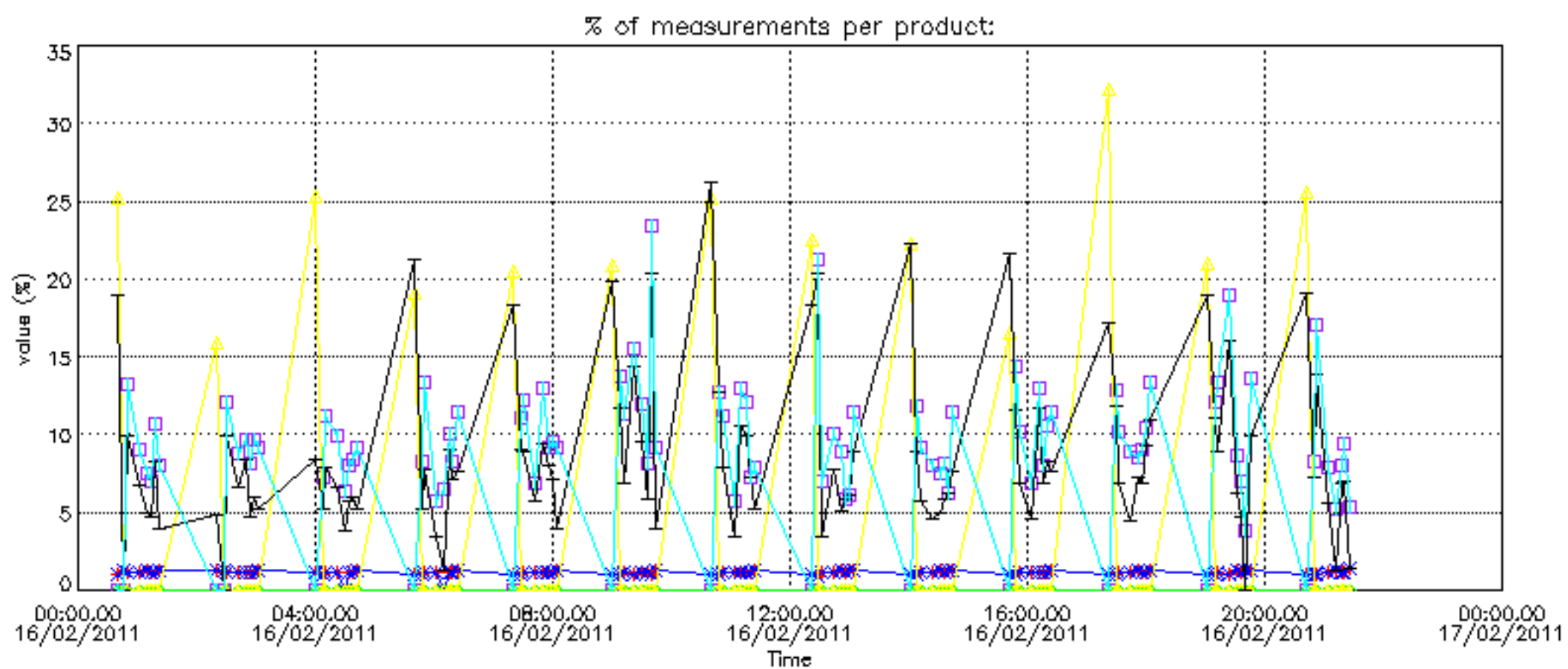
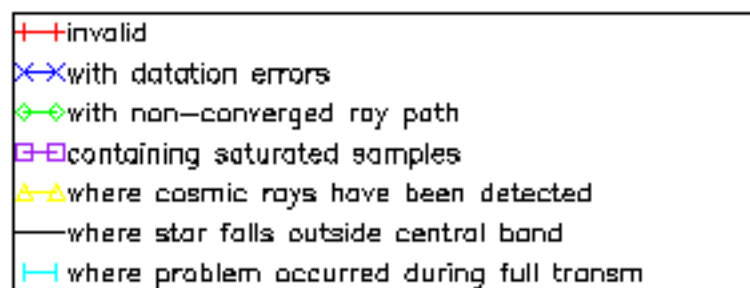
Percentage of flagged data per NO2 profile



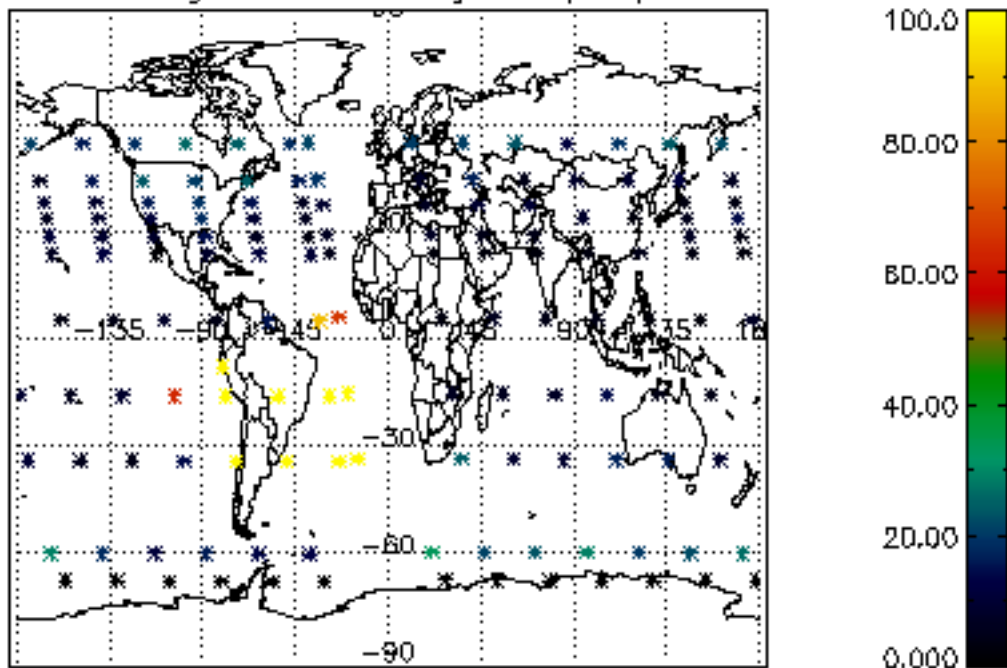
Percentage of flagged data per NO3 profile



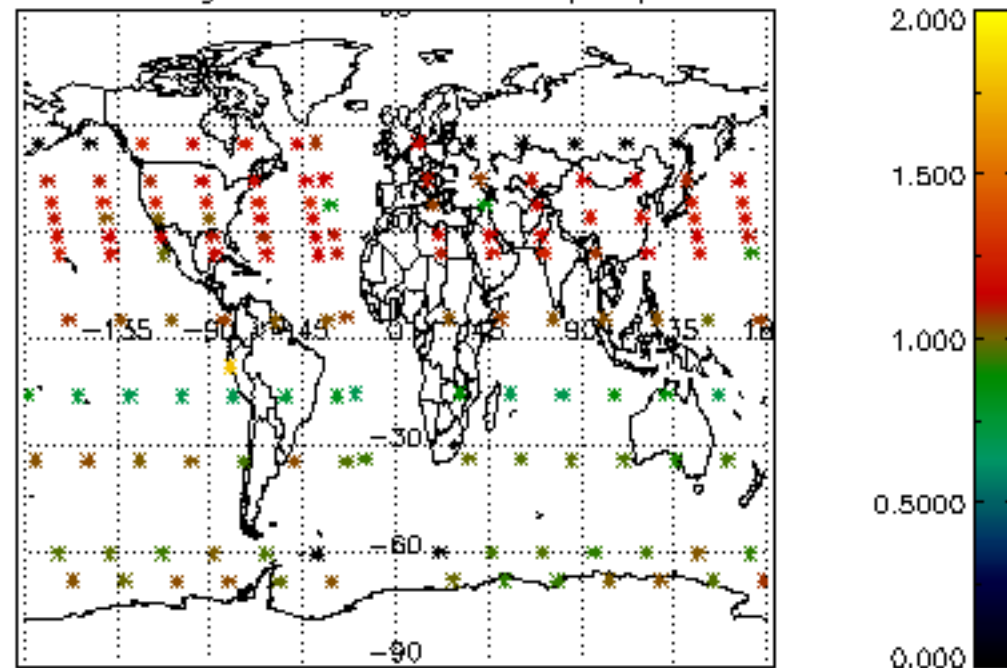




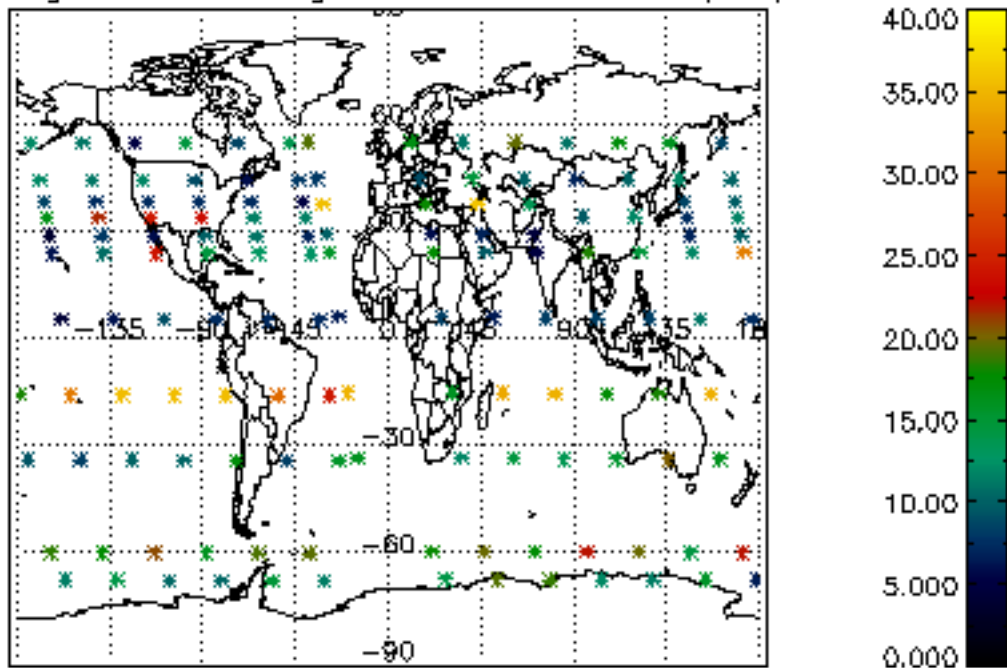
Percentage of cosmic ray hits per profile



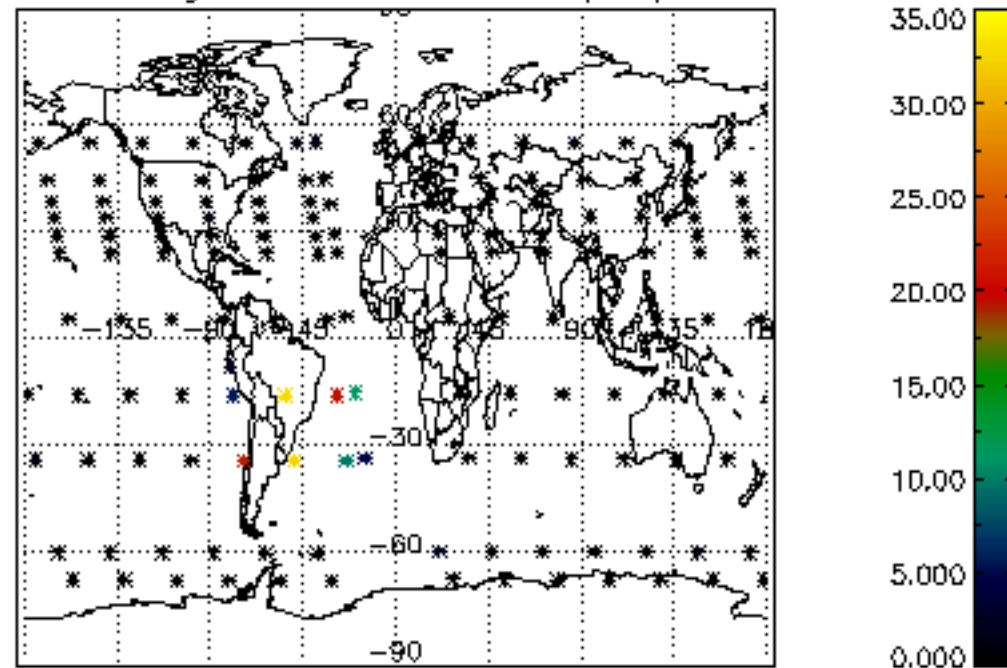
Percentage of datation errors per profile



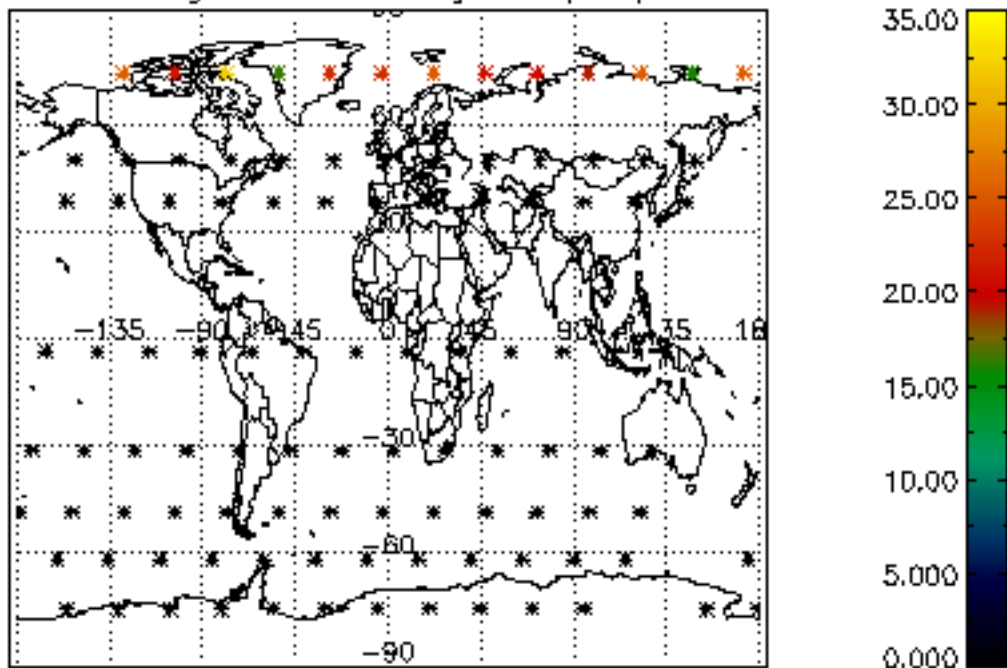
Percentage of star falling outside central band per profile



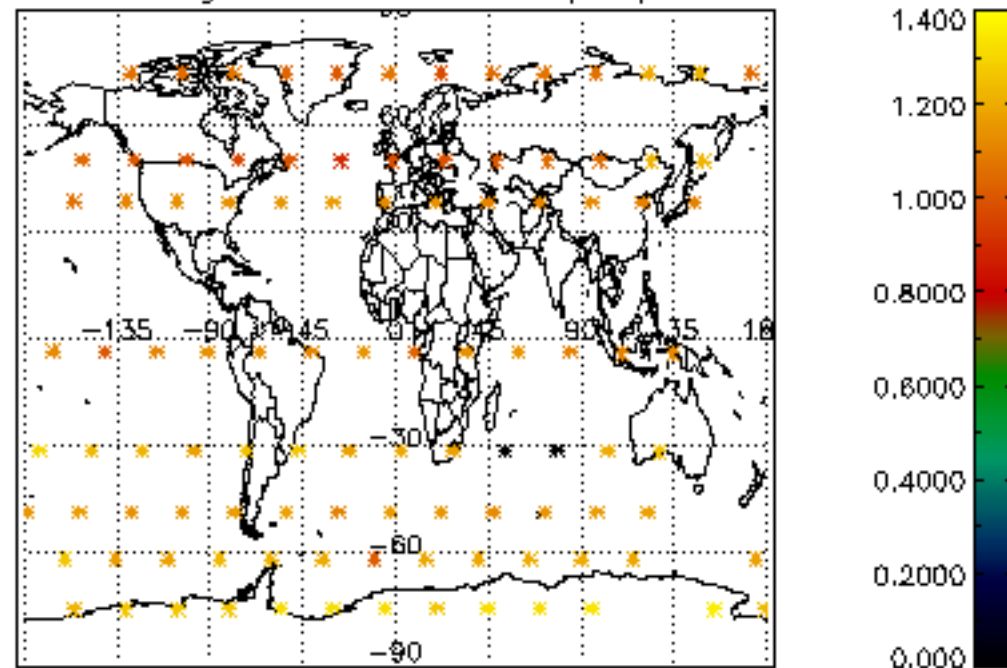
Percentage of saturation errors per profile



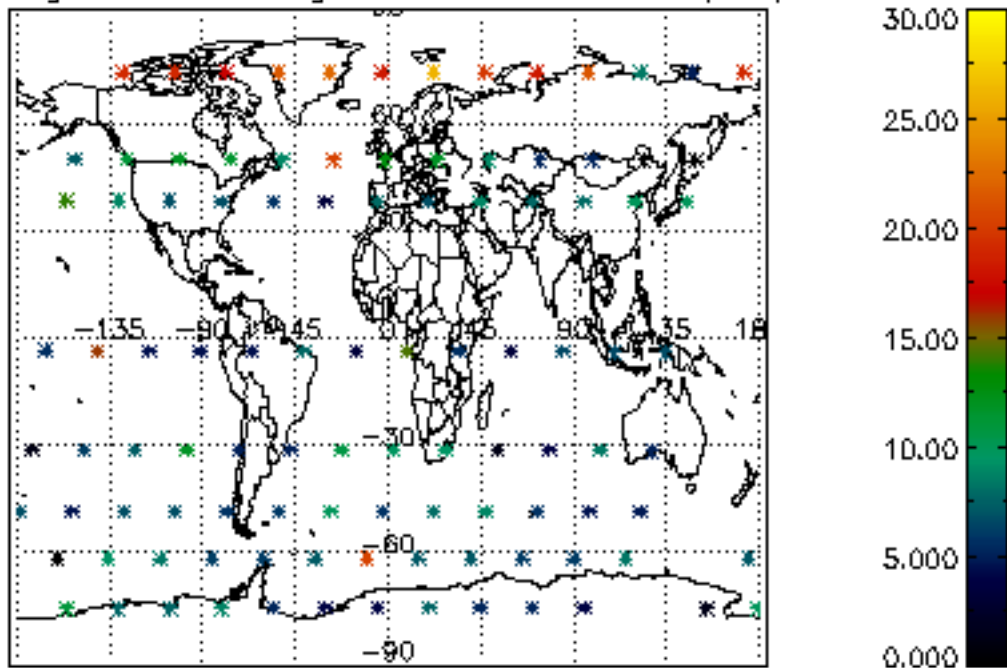
Percentage of cosmic ray hits per profile



Percentage of datation errors per profile



Percentage of star falling outside central band per profile



Percentage of saturation errors per profile

